



RBWO Provider GA+SCORECARD – CCI
Performance-Based Placement Measures

FY 2018 Qtr 1

Office of Provider Management,
Georgia Department of Human Services

Care Solutions, Inc.





DHS, DFCS, Office of Provider Management
Performance-Based Placement Measures
RBWO Provider GA+SCORECARD - CCI
Report Quarter: Q1 FY2018

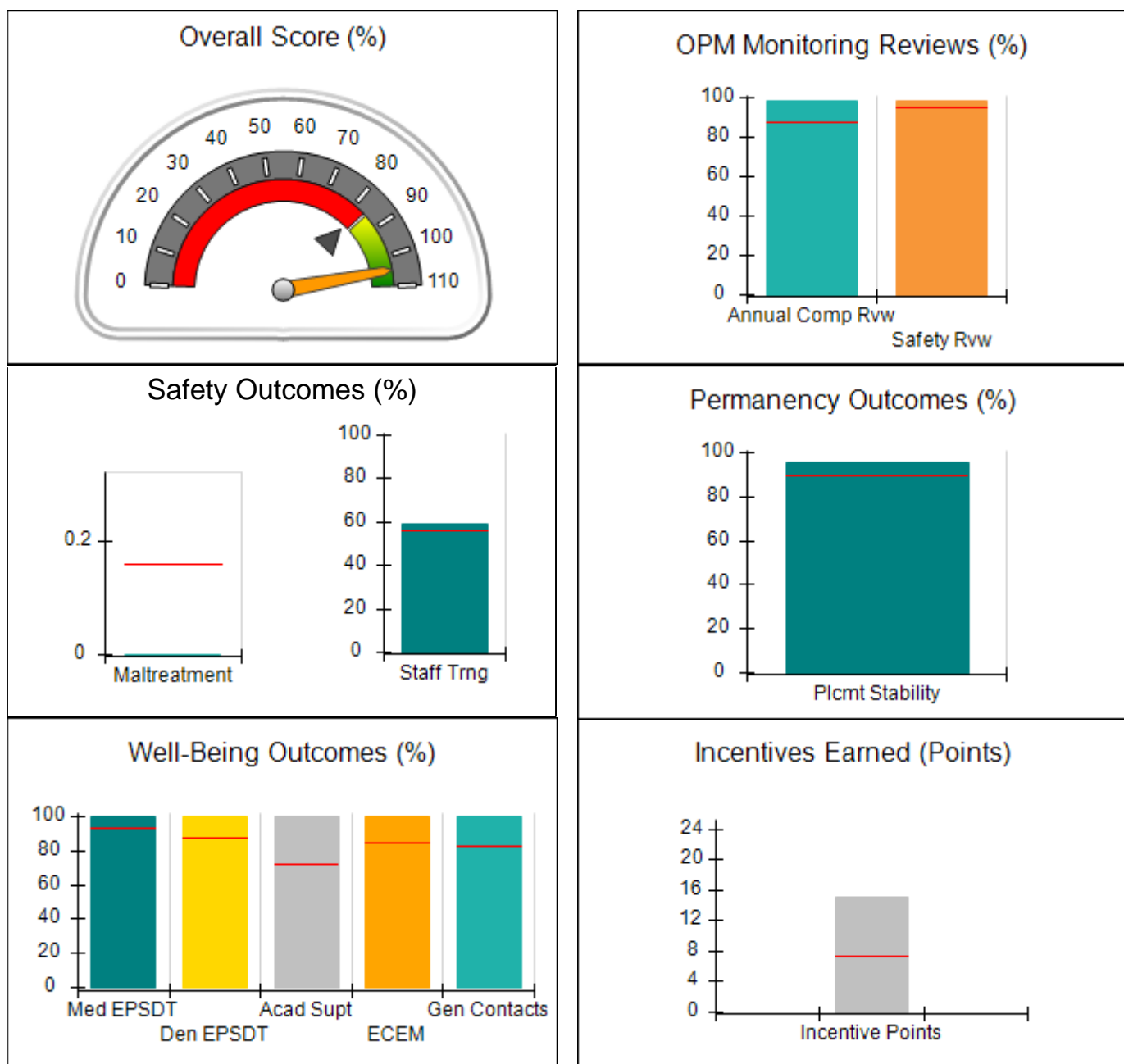


Provider/Program Name: A Friend's House - (563) - CCI

111 Henry Pkwy., McDonough, GA 30253 Phone: 678-432-1630 Vendor ID# 35215	Quarterly Scores (Grades)		Current Quarter Score (Grade)
	Q1: 104.71 (A+)	Q2: N/A	104.71%
	Q3: N/A	Q4: N/A	(A+)
Program Census Information:	# Children in Care During Quarter: 23	# Placements During Quarter: 23	# Children in Care On Last Day: 11

Quarterly Provider Comparisons to All CCIs

▼ — indicates average for all CCIs





DHS, DFCS, Office of Provider Management
Performance-Based Placement Measures
RBWO Provider GA+SCORECARD - CCI
 Report Quarter: Q1 FY2018



Provider/Program Name: A Friend's House - (563) - CCI				
111 Henry Pkwy., McDonough, GA 30253 Phone: 678-432-1630 Vendor ID# 35215		Quarterly Scores (Grades)		Current Quarter Score (Grade)
		Q1: 104.71 (A+)	Q2: N/A	104.71% (A+)
		Q3: N/A	Q4: N/A	
Program Census Information:		# Children in Care During Quarter: 23	# Placements During Quarter: 23	# Children in Care On Last Day: 11
	Avg Performance All CCIs (%)	Provider Performance (%)*	Possible Points (Weight)	Provider Points Earned
OPM Monitoring Reviews				
Annual Comprehensive Reviews	88%	98%	25	24.62
Safety Reviews	95%	99%	15	14.79
Monitoring Sub-Total			40	39.41
CCI Safety Outcomes				
Incidence of Maltreatment	0.16%	No Substantiated Reports	10	10.00
Staff Training	56%	59%	10	5.90
Safety Sub-Total			20	15.90
CCI Permanency Outcomes				
Placement Stability	90%	96%	15	14.40
Permanency Sub-Total			15	14.40
CCI Well-Being Outcomes				
EPSDT Medical Visits	93%	100%	4	4.00
EPSDT Dental Visits	87%	100%	4	4.00
Academic Supports	72%	100%	3	3.00
Provider ECEM Visits	84%	100%	7	7.00
Provider General Contacts	82%	100%	7	7.00
Placements with Siblings	41%	84%	Not Scored	Not Scored
Placements within Legal County	17%	56%	Not Scored	Not Scored
Well-Being Sub-Total			25	25.00
*Performance calculation descriptions can be found in the FY 2018 RBWO PBP Measurements and Standards Guide.				

Monitoring & Outcomes: Possible Points = 100	Points Earned = 94.71
Score Before Incentives Credit	94.71%
Incentives Awarded	10.00 pts
PBP Verification	N/A pts
Total Score	104.71%



DHS, DFCS, Office of Provider Management
Performance-Based Placement Measures
RBWO Provider GA+SCORECARD - CCI
Report Quarter: Q1 FY2018



Provider/Program Name: A Friend's House - (563) - CCI

Program Census Information:		# Children in Care During Quarter: 23	# Placements During Quarter: 23	# Children in Care On Last Day: 11
CCI Incentive Credits	Avg Performance All CCIs (Points)	Provider Performance (%)*	Possible Points (Weight)	Provider Points Earned
Early EPSDT Medical Visits		100%	2	2.00
Early EPSDT Dental Visits		100%	2	2.00
Permanency Contacts		100%	5	5.00
Additional Academic Supports		100%	2	2.00
Active Agency Accreditation		0%	4	0.00
Staff Clinical Licensure		0%	5	0.00
Behavior Management (threshold = 0)		100%	4	4.00
Incentives Total	7.35		24	15.00
Maximum total combined incentive credit allowed is 10 points.			Incentives Awarded	10.00

*Performance calculation descriptions can be found in the FY 2018 RBWO PBP Measurements and Standards Guide.

Child Protective Services Investigations and Dispositions

The following investigations data, which is not used for scoring but is considered significant to a provider's performance, is from Georgia SHINES and is not considered final or complete until the end of the fiscal year.

Total Reports:	0	
Number Screened In:	0	
Number Screened Out:	0	
Number Substantiated:	0	
Number Unsubstantiated:	0	
Number Active CPS Investigations:	0	



DHS, DFCS, Office of Provider Management
Performance-Based Placement Measures
RBWO Provider GA+SCORECARD - CCI



Report Quarter: Q1 FY2018

Provider/Program Name: ACES Youth Home, Inc. - (formerly Appalachian Children's Shelter) (5167) - CCI

133 Cares Drive, Jasper, GA 30143

Phone: 706-253-2375

Vendor ID# 115379

Quarterly Scores (Grades)

Current Quarter Score
(Grade)

Q1: 91.13 (A-)

Q2: N/A

91.13%

Q3: N/A

Q4: N/A

(A-)

Program Census Information:

Children in Care During
Quarter: 9

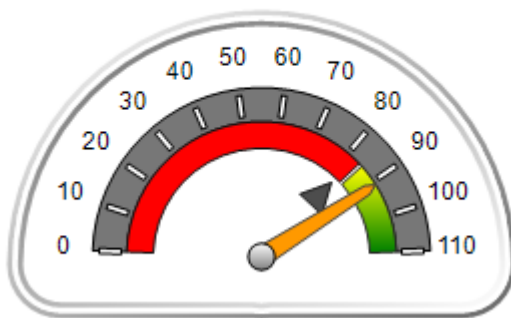
Placements During
Quarter: 9

Children in Care On Last
Day: 8

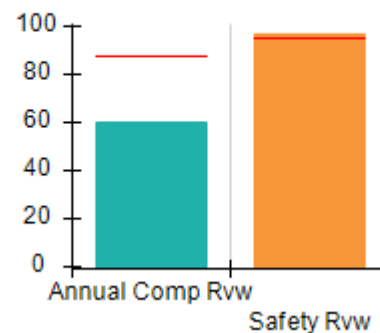
Quarterly Provider Comparisons to All CCIs

▼ indicates average for all CCIs

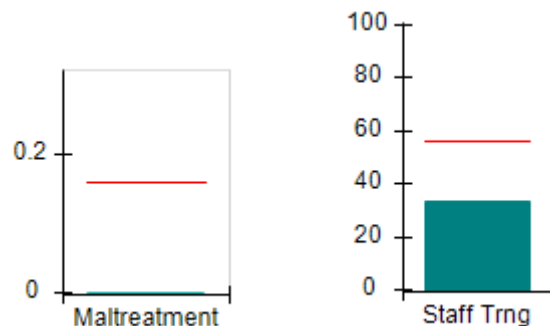
Overall Score (%)



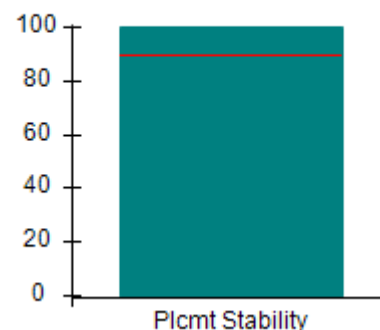
OPM Monitoring Reviews (%)



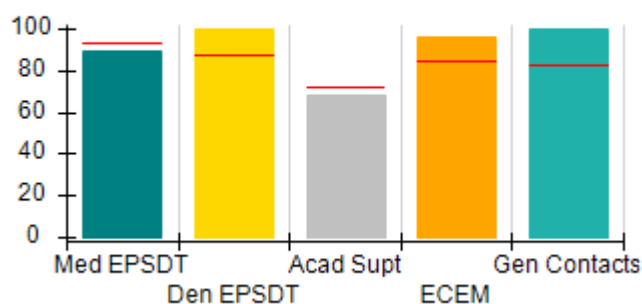
Safety Outcomes (%)



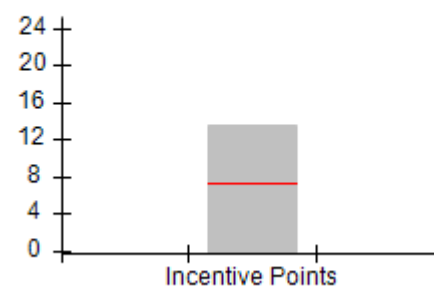
Permanency Outcomes (%)



Well-Being Outcomes (%)



Incentives Earned (Points)





Performance-Based Placement Measures

RBWO Provider GA+SCORECARD - CCI

Report Quarter: Q1 FY2018

Provider/Program Name: ACES Youth Home, Inc. - (formerly Appalachian Children's Shelter) (5167) - CCI				
133 Cares Drive, Jasper, GA 30143		Quarterly Scores (Grades)		Current Quarter Score (Grade)
Phone: 706-253-2375		Q1: 91.13 (A-)	Q2: N/A	91.13% (A-)
Vendor ID# 115379		Q3: N/A	Q4: N/A	
Program Census Information:		# Children in Care During Quarter: 9	# Placements During Quarter: 9	# Children in Care On Last Day: 8
	Avg Performance All CCIs (%)	Provider Performance (%)*	Possible Points (Weight)	Provider Points Earned
OPM Monitoring Reviews				
Annual Comprehensive Reviews	88%	60%	25	14.98
Safety Reviews	95%	97%	15	14.53
Monitoring Sub-Total			40	29.51
CCI Safety Outcomes				
Incidence of Maltreatment	0.16%	No Substantiated Reports	10	10.00
Staff Training	56%	33%	10	3.30
Safety Sub-Total			20	13.30
CCI Permanency Outcomes				
Placement Stability	90%	100%	15	15.00
Permanency Sub-Total			15	15.00
CCI Well-Being Outcomes				
EPSDT Medical Visits	93%	89%	4	3.56
EPSDT Dental Visits	87%	100%	4	4.00
Academic Supports	72%	68%	3	2.04
Provider ECEM Visits	84%	96%	7	6.72
Provider General Contacts	82%	100%	7	7.00
Placements with Siblings	41%	70%	Not Scored	Not Scored
Placements within Legal County	17%	0%	Not Scored	Not Scored
Well-Being Sub-Total			25	23.32
*Performance calculation descriptions can be found in the FY 2018 RBWO PBP Measurements and Standards Guide.				

Monitoring & Outcomes: Possible Points = 100		Points Earned = 81.13	
Score Before Incentives Credit			81.13%
Incentives Awarded			10.00 pts
PBP Verification			N/A pts
Total Score			91.13%



DHS, DFCS, Office of Provider Management
Performance-Based Placement Measures
RBWO Provider GA+SCORECARD - CCI



Report Quarter: Q1 FY2018

Provider/Program Name: ACES Youth Home, Inc. - (formerly Appalachian Children's Shelter) (5167) - CCI

Program Census Information:		# Children in Care During Quarter: 9	# Placements During Quarter: 9	# Children in Care On Last Day: 8
CCI Incentive Credits	Avg Performance All CCIs (Points)	Provider Performance (%)*	Possible Points (Weight)	Provider Points Earned
Early EPSDT Medical Visits		67%	2	1.34
Early EPSDT Dental Visits		100%	2	2.00
Permanency Contacts		100%	5	5.00
Additional Academic Supports		58%	2	1.16
Active Agency Accreditation		0%	4	0.00
Staff Clinical Licensure		0%	5	0.00
Behavior Management (threshold = 0)		100%	4	4.00
Incentives Total	7.35		24	13.50
Maximum total combined incentive credit allowed is 10 points.			Incentives Awarded	10.00

*Performance calculation descriptions can be found in the FY 2018 RBWO PBP Measurements and Standards Guide.

Child Protective Services Investigations and Dispositions

The following investigations data, which is not used for scoring but is considered significant to a provider's performance, is from Georgia SHINES and is not considered final or complete until the end of the fiscal year.

Total Reports:	0
Number Screened In:	0
Number Screened Out:	0
Number Substantiated:	0
Number Unsubstantiated:	0
Number Active CPS Investigations:	0



DHS, DFCS, Office of Provider Management

Performance-Based Placement Measures

RBWO Provider GA+SCORECARD - CCI



Report Quarter: Q1 FY2018

Provider/Program Name: Advocates for Bartow's Children - Flowering Branch Children's Shelter (564) - CCI

49 Monroe Crossing, Cartersville, GA 30120

Phone: 770-382-6180

Vendor ID# 35217

Quarterly Scores (Grades)

Current Quarter Score (Grade)

Q1: 106.22 (A+)

Q2: N/A

106.22%

Q3: N/A

Q4: N/A

(A+)

Program Census Information:

Children in Care During Quarter: 12

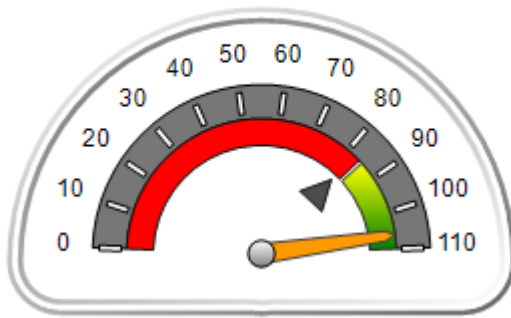
Placements During Quarter: 12

Children in Care On Last Day: 10

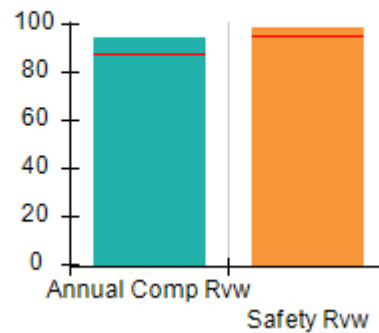
Quarterly Provider Comparisons to All CCIs

▼ indicates average for all CCIs

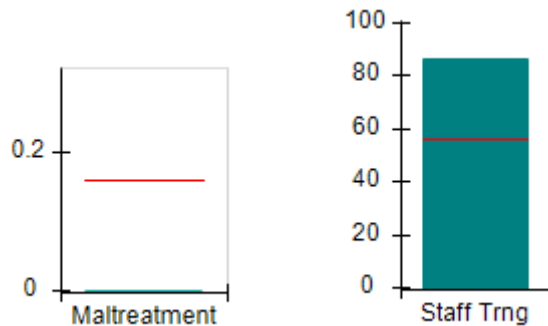
Overall Score (%)



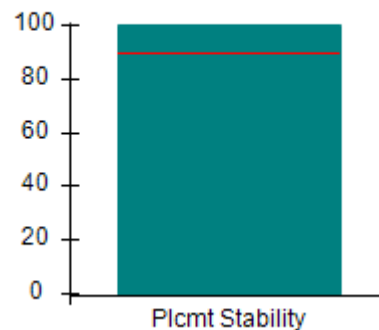
OPM Monitoring Reviews (%)



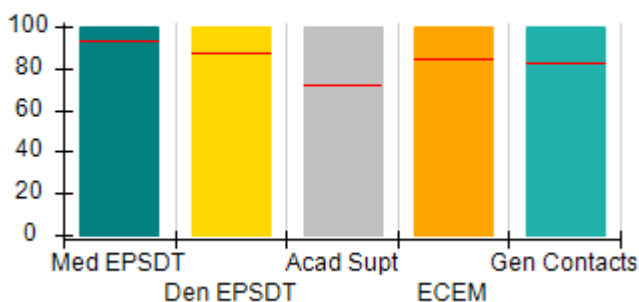
Safety Outcomes (%)



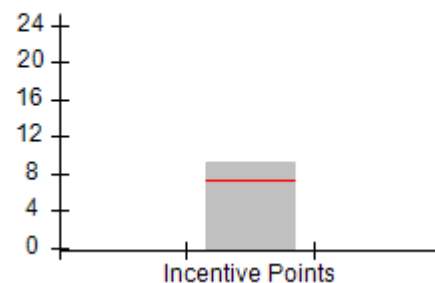
Permanency Outcomes (%)



Well-Being Outcomes (%)



Incentives Earned (Points)





Performance-Based Placement Measures

RBWO Provider GA+SCORECARD - CCI

Report Quarter: Q1 FY2018

Provider/Program Name: Advocates for Bartow's Children - Flowering Branch Children's Shelter (564) - CCI

49 Monroe Crossing, Cartersville, GA 30120 Phone: 770-382-6180 Vendor ID# 35217		Quarterly Scores (Grades)		Current Quarter Score (Grade)
		Q1: 106.22 (A+)	Q2: N/A	106.22% (A+)
		Q3: N/A	Q4: N/A	
Program Census Information:		# Children in Care During Quarter: 12	# Placements During Quarter: 12	# Children in Care On Last Day: 10
	Avg Performance All CCIs (%)	Provider Performance (%)*	Possible Points (Weight)	Provider Points Earned
OPM Monitoring Reviews				
Annual Comprehensive Reviews	88%	95%	25	23.65
Safety Reviews	95%	98%	15	14.75
Monitoring Sub-Total			40	38.40
CCI Safety Outcomes				
Incidence of Maltreatment	0.16%	No Substantiated Reports	10	10.00
Staff Training	56%	86%	10	8.60
Safety Sub-Total			20	18.60
CCI Permanency Outcomes				
Placement Stability	90%	100%	15	15.00
Permanency Sub-Total			15	15.00
CCI Well-Being Outcomes				
EPSDT Medical Visits	93%	100%	4	4.00
EPSDT Dental Visits	87%	100%	4	4.00
Academic Supports	72%	100%	3	3.00
Provider ECEM Visits	84%	100%	7	7.00
Provider General Contacts	82%	100%	7	7.00
Placements with Siblings	41%	83%	Not Scored	Not Scored
Placements within Legal County	17%	0%	Not Scored	Not Scored
Well-Being Sub-Total			25	25.00
*Performance calculation descriptions can be found in the FY 2018 RBWO PBP Measurements and Standards Guide.				

Monitoring & Outcomes: Possible Points = 100		Points Earned = 97.00	
Score Before Incentives Credit			97.00%
Incentives Awarded			9.22 pts
PBP Verification			N/A pts
Total Score			106.22%



DHS, DFCS, Office of Provider Management
Performance-Based Placement Measures
RBWO Provider GA+SCORECARD - CCI



Report Quarter: Q1 FY2018

Provider/Program Name: Advocates for Bartow's Children - Flowering Branch Children's Shelter (564) - CCI

Program Census Information:		# Children in Care During Quarter: 12	# Placements During Quarter: 12	# Children in Care On Last Day: 10
CCI Incentive Credits	Avg Performance All CCIs (Points)	Provider Performance (%)*	Possible Points (Weight)	Provider Points Earned
Early EPSDT Medical Visits		100%	2	2.00
Early EPSDT Dental Visits		100%	2	2.00
Permanency Contacts		None Planned	5	
Additional Academic Supports		61%	2	1.22
Active Agency Accreditation		0%	4	0.00
Staff Clinical Licensure		0%	5	0.00
Behavior Management (threshold = 0)		100%	4	4.00
Incentives Total	7.35		24	9.22
Maximum total combined incentive credit allowed is 10 points.			Incentives Awarded	9.22

*Performance calculation descriptions can be found in the FY 2018 RBWO PBP Measurements and Standards Guide.

Child Protective Services Investigations and Dispositions

The following investigations data, which is not used for scoring but is considered significant to a provider's performance, is from Georgia SHINES and is not considered final or complete until the end of the fiscal year.

Total Reports:	0
Number Screened In:	0
Number Screened Out:	0
Number Substantiated:	0
Number Unsubstantiated:	0
Number Active CPS Investigations:	0



DHS, DFCS, Office of Provider Management
Performance-Based Placement Measures
RBWO Provider GA+SCORECARD - CCI
Report Quarter: Q1 FY2018



Provider/Program Name: Agape Behavioral Healthcare, Inc. - (694) - CCI

3830 Old Gordon Rd, Atlanta, GA 30336

Phone: 404-505-7619

Vendor ID# 35410

Quarterly Scores (Grades)

Q1: 74.95 (C)

Q2: N/A

Q3: N/A

Q4: N/A

Current Quarter Score (Grade)

74.95%

(C)

Program Census Information:

Children in Care During
Quarter: 12

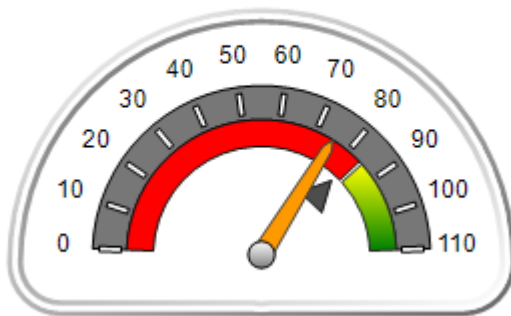
Placements During
Quarter: 12

Children in Care On Last
Day: 7

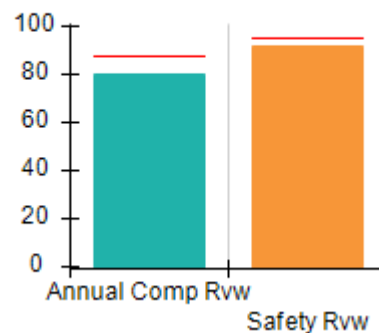
Quarterly Provider Comparisons to All CCIs

▼ indicates average for all CCIs

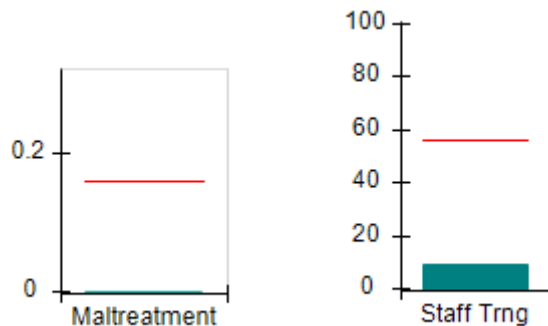
Overall Score (%)



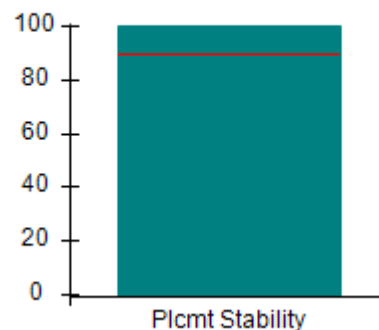
OPM Monitoring Reviews (%)



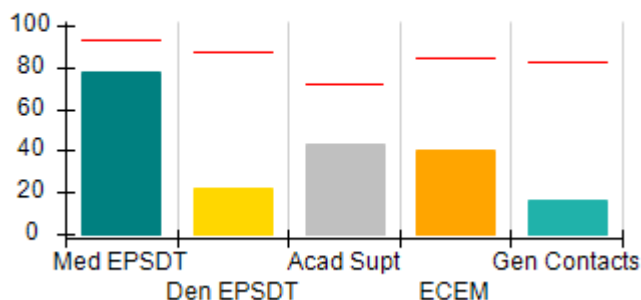
Safety Outcomes (%)



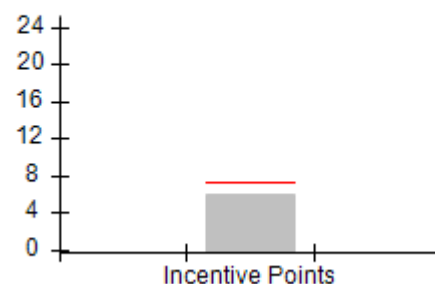
Permanency Outcomes (%)



Well-Being Outcomes (%)



Incentives Earned (Points)





DHS, DFCS, Office of Provider Management
Performance-Based Placement Measures
RBWO Provider GA+SCORECARD - CCI
Report Quarter: Q1 FY2018



Provider/Program Name: Agape Behavioral Healthcare, Inc. - (694) - CCI				
3830 Old Gordon Rd, Atlanta, GA 30336		Quarterly Scores (Grades)		Current Quarter Score (Grade)
Phone: 404-505-7619		Q1: 74.95 (C)	Q2: N/A	74.95% (C)
Vendor ID# 35410		Q3: N/A	Q4: N/A	
Program Census Information:		# Children in Care During Quarter: 12	# Placements During Quarter: 12	# Children in Care On Last Day: 7
	Avg Performance All CCIs (%)	Provider Performance (%)*	Possible Points (Weight)	Provider Points Earned
OPM Monitoring Reviews				
Annual Comprehensive Reviews	88%	80%	25	20.01
Safety Reviews	95%	92%	15	13.75
Monitoring Sub-Total			40	33.76
CCI Safety Outcomes				
Incidence of Maltreatment	0.16%	No Substantiated Reports	10	10.00
Staff Training	56%	9%	10	0.90
Safety Sub-Total			20	10.90
CCI Permanency Outcomes				
Placement Stability	90%	100%	15	15.00
Permanency Sub-Total			15	15.00
CCI Well-Being Outcomes				
EPSDT Medical Visits	93%	78%	4	3.12
EPSDT Dental Visits	87%	22%	4	0.88
Academic Supports	72%	43%	3	1.29
Provider ECEM Visits	84%	40%	7	2.80
Provider General Contacts	82%	17%	7	1.19
Placements with Siblings	41%	0%	Not Scored	Not Scored
Placements within Legal County	17%	0%	Not Scored	Not Scored
Well-Being Sub-Total			25	9.28
*Performance calculation descriptions can be found in the FY 2018 RBWO PBP Measurements and Standards Guide.				

Monitoring & Outcomes: Possible Points = 100	Points Earned = 68.94
Score Before Incentives Credit	68.94%
Incentives Awarded	6.01 pts
PBP Verification	N/A pts
Total Score	74.95%



DHS, DFCS, Office of Provider Management
Performance-Based Placement Measures
RBWO Provider GA+SCORECARD - CCI
Report Quarter: Q1 FY2018



Provider/Program Name: Agape Behavioral Healthcare, Inc. - (694) - CCI

Program Census Information:		# Children in Care During Quarter: 12	# Placements During Quarter: 12	# Children in Care On Last Day: 7
CCI Incentive Credits	Avg Performance All CCIs (Points)	Provider Performance (%)*	Possible Points (Weight)	Provider Points Earned
Early EPSDT Medical Visits		60%	2	1.20
Early EPSDT Dental Visits		13%	2	0.26
Permanency Contacts		11%	5	0.55
Additional Academic Supports		0%	2	0.00
Active Agency Accreditation		0%	4	0.00
Staff Clinical Licensure		0%	5	0.00
Behavior Management (threshold = 0)		100%	4	4.00
Incentives Total	7.35		24	6.01
Maximum total combined incentive credit allowed is 10 points.			Incentives Awarded	6.01

*Performance calculation descriptions can be found in the FY 2018 RBWO PBP Measurements and Standards Guide.

Child Protective Services Investigations and Dispositions

The following investigations data, which is not used for scoring but is considered significant to a provider's performance, is from Georgia SHINES and is not considered final or complete until the end of the fiscal year.

Total Reports:	0	
Number Screened In:	0	
Number Screened Out:	0	
Number Substantiated:	0	
Number Unsubstantiated:	0	
Number Active CPS Investigations:	0	



DHS, DFCS, Office of Provider Management
Performance-Based Placement Measures
RBWO Provider GA+SCORECARD - CCI
Report Quarter: Q1 FY2018



Provider/Program Name: Alternative Youth Services, Inc. - (667) - CCI

211 Goose Hollow Road, Reynolds, GA 31076

Phone: 478-847-5211

Vendor ID# 35223

Quarterly Scores (Grades)

Q1: 85.64 (B)

Q2: N/A

Q3: N/A

Q4: N/A

Current Quarter Score (Grade)

85.64%

(B)

Program Census Information:

Children in Care During
Quarter: 49

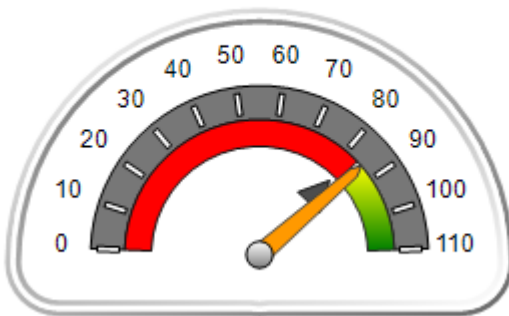
Placements During
Quarter: 49

Children in Care On Last
Day: 27

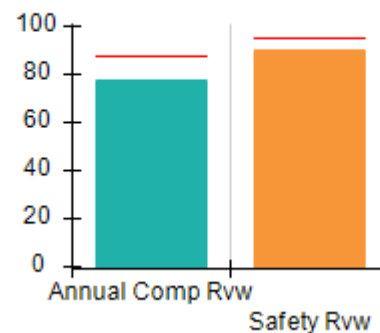
Quarterly Provider Comparisons to All CCIs

▼ indicates average for all CCIs

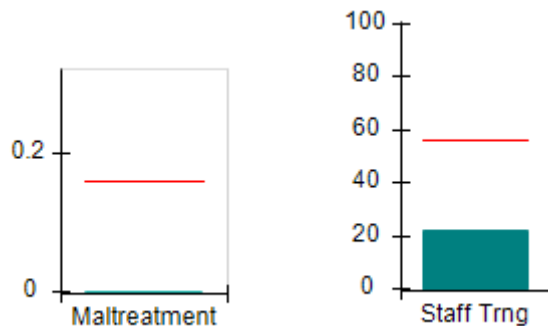
Overall Score (%)



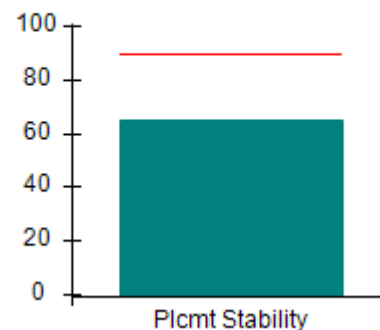
OPM Monitoring Reviews (%)



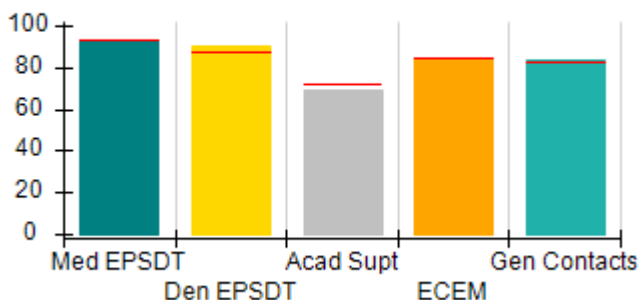
Safety Outcomes (%)



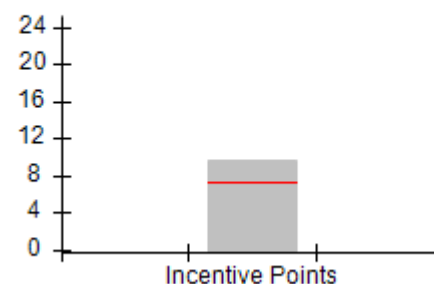
Permanency Outcomes (%)



Well-Being Outcomes (%)



Incentives Earned (Points)





DHS, DFCS, Office of Provider Management
Performance-Based Placement Measures
RBWO Provider GA+SCORECARD - CCI
Report Quarter: Q1 FY2018



Provider/Program Name: Alternative Youth Services, Inc. - (667) - CCI				
211 Goose Hollow Road, Reynolds, GA 31076 Phone: 478-847-5211 Vendor ID# 35223		Quarterly Scores (Grades)		Current Quarter Score (Grade)
		Q1: 85.64 (B)	Q2: N/A	85.64% (B)
		Q3: N/A	Q4: N/A	
Program Census Information:		# Children in Care During Quarter: 49	# Placements During Quarter: 49	# Children in Care On Last Day: 27
	Avg Performance All CCIs (%)	Provider Performance (%)*	Possible Points (Weight)	Provider Points Earned
OPM Monitoring Reviews				
Annual Comprehensive Reviews	88%	78%	25	19.43
Safety Reviews	95%	91%	15	13.58
Monitoring Sub-Total			40	33.01
CCI Safety Outcomes				
Incidence of Maltreatment	0.16%	No Substantiated Reports	10	10.00
Staff Training	56%	22%	10	2.20
Safety Sub-Total			20	12.20
CCI Permanency Outcomes				
Placement Stability	90%	65%	15	9.75
Permanency Sub-Total			15	9.75
CCI Well-Being Outcomes				
EPSDT Medical Visits	93%	93%	4	3.72
EPSDT Dental Visits	87%	90%	4	3.60
Academic Supports	72%	69%	3	2.07
Provider ECEM Visits	84%	84%	7	5.88
Provider General Contacts	82%	83%	7	5.81
Placements with Siblings	41%	0%	Not Scored	Not Scored
Placements within Legal County	17%	0%	Not Scored	Not Scored
Well-Being Sub-Total			25	21.08
*Performance calculation descriptions can be found in the FY 2018 RBWO PBP Measurements and Standards Guide.				

Monitoring & Outcomes: Possible Points = 100		Points Earned = 76.04	
Score Before Incentives Credit		76.04%	
Incentives Awarded		9.60 pts	
PBP Verification		N/A pts	
Total Score		85.64%	



DHS, DFCS, Office of Provider Management
Performance-Based Placement Measures
RBWO Provider GA+SCORECARD - CCI
Report Quarter: Q1 FY2018



Provider/Program Name: Alternative Youth Services, Inc. - (667) - CCI

Program Census Information:		# Children in Care During Quarter: 49	# Placements During Quarter: 49	# Children in Care On Last Day: 27
CCI Incentive Credits	Avg Performance All CCIs (Points)	Provider Performance (%)*	Possible Points (Weight)	Provider Points Earned
Early EPSDT Medical Visits		67%	2	1.34
Early EPSDT Dental Visits		75%	2	1.50
Permanency Contacts		0%	5	0.00
Additional Academic Supports		38%	2	0.76
Active Agency Accreditation		50%	4	2.00
Staff Clinical Licensure		0%	5	0.00
Behavior Management (threshold = 0)		100%	4	4.00
Incentives Total	7.35		24	9.60
Maximum total combined incentive credit allowed is 10 points.			Incentives Awarded	9.60

*Performance calculation descriptions can be found in the FY 2018 RBWO PBP Measurements and Standards Guide.

Child Protective Services Investigations and Dispositions

The following investigations data, which is not used for scoring but is considered significant to a provider's performance, is from Georgia SHINES and is not considered final or complete until the end of the fiscal year.

Total Reports:	3	
Number Screened In:	1	
Number Screened Out:	2	
Number Substantiated:	0	
Number Unsubstantiated:	2	
Number Active CPS Investigations:	-1	



DHS, DFCS, Office of Provider Management
Performance-Based Placement Measures
RBWO Provider GA+SCORECARD - CCI
Report Quarter: Q1 FY2018



Provider/Program Name: Alyssa and Brothers, Inc. - dba Rowley Residence 2 (908) - CCI

4552 Dorset Circle, Decatur, GA 30035

Phone: 678 518-8633

Vendor ID# 35225

Quarterly Scores (Grades)

Q1: 109.29 (A+)

Q2: N/A

Q3: N/A

Q4: N/A

Current Quarter Score (Grade)

109.29%

(A+)

Program Census Information:

Children in Care During
Quarter: 6

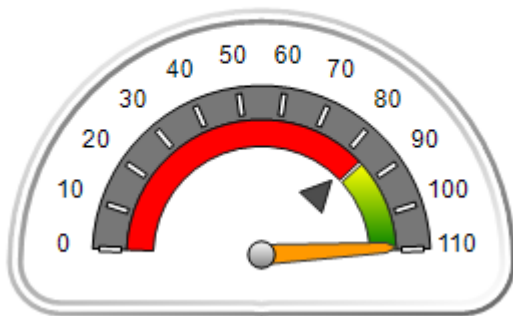
Placements During
Quarter: 6

Children in Care On Last
Day: 6

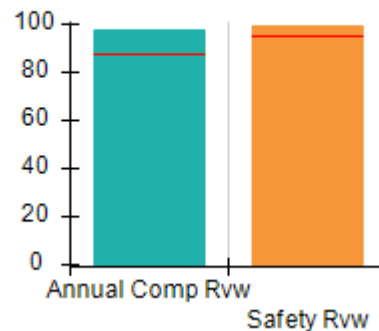
Quarterly Provider Comparisons to All CCIs

▼ indicates average for all CCIs

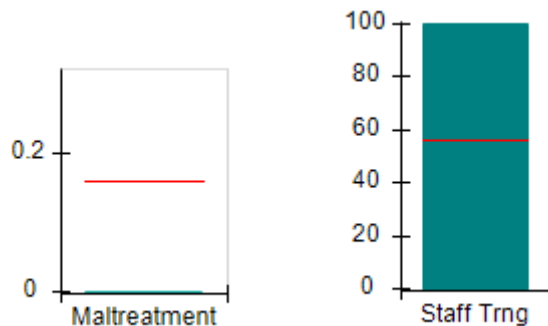
Overall Score (%)



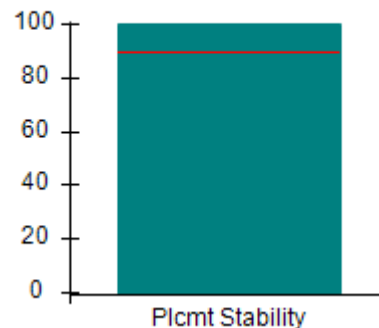
OPM Monitoring Reviews (%)



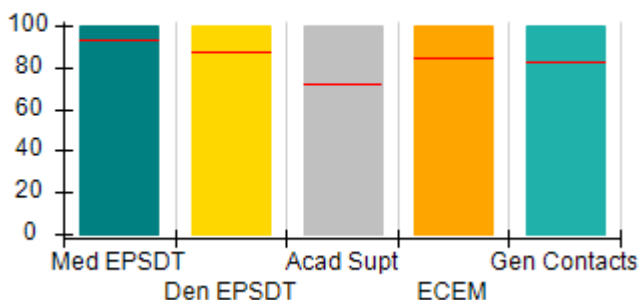
Safety Outcomes (%)



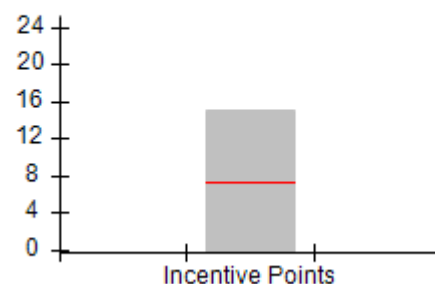
Permanency Outcomes (%)



Well-Being Outcomes (%)



Incentives Earned (Points)





DHS, DFCS, Office of Provider Management
Performance-Based Placement Measures
RBWO Provider GA+SCORECARD - CCI
 Report Quarter: Q1 FY2018



Provider/Program Name: Alyssa and Brothers, Inc. - dba Rowley Residence 2 (908) - CCI

4552 Dorset Circle, Decatur, GA 30035 Phone: 678 518-8633 Vendor ID# 35225	Quarterly Scores (Grades)		Current Quarter Score (Grade)
	Q1: 109.29 (A+)	Q2: N/A	109.29% (A+)
	Q3: N/A	Q4: N/A	

Program Census Information:	# Children in Care During Quarter: 6	# Placements During Quarter: 6	# Children in Care On Last Day: 6
-----------------------------	--------------------------------------	--------------------------------	-----------------------------------

	Avg Performance All CCIs (%)	Provider Performance (%)*	Possible Points (Weight)	Provider Points Earned
--	-------------------------------------	----------------------------------	---------------------------------	-------------------------------

OPM Monitoring Reviews

Annual Comprehensive Reviews	88%	98%	25	24.42
Safety Reviews	95%	99%	15	14.87
Monitoring Sub-Total			40	39.29

CCI Safety Outcomes

Incidence of Maltreatment	0.16%	No Substantiated Reports	10	10.00
Staff Training	56%	100%	10	10.00
Safety Sub-Total			20	20.00

CCI Permanency Outcomes

Placement Stability	90%	100%	15	15.00
Permanency Sub-Total			15	15.00

CCI Well-Being Outcomes

EPSDT Medical Visits	93%	100%	4	4.00
EPSDT Dental Visits	87%	100%	4	4.00
Academic Supports	72%	100%	3	3.00
Provider ECEM Visits	84%	100%	7	7.00
Provider General Contacts	82%	100%	7	7.00
Placements with Siblings	41%	0%	Not Scored	Not Scored
Placements within Legal County	17%	0%	Not Scored	Not Scored
Well-Being Sub-Total			25	25.00

*Performance calculation descriptions can be found in the FY 2018 RBWO PBP Measurements and Standards Guide.

Monitoring & Outcomes: Possible Points = 100	Points Earned = 99.29
Score Before Incentives Credit	99.29%
Incentives Awarded	10.00 pts
PBP Verification	N/A pts
Total Score	109.29%



DHS, DFCS, Office of Provider Management
Performance-Based Placement Measures
RBWO Provider GA+SCORECARD - CCI
Report Quarter: Q1 FY2018



Provider/Program Name: Alyssa and Brothers, Inc. - dba Rowley Residence 2 (908) - CCI

Program Census Information:		# Children in Care During Quarter: 6	# Placements During Quarter: 6	# Children in Care On Last Day: 6
CCI Incentive Credits	Avg Performance All CCIs (Points)	Provider Performance (%)*	Possible Points (Weight)	Provider Points Earned
Early EPSDT Medical Visits		100%	2	2.00
Early EPSDT Dental Visits		100%	2	2.00
Permanency Contacts		100%	5	5.00
Additional Academic Supports		100%	2	2.00
Active Agency Accreditation		0%	4	0.00
Staff Clinical Licensure		0%	5	0.00
Behavior Management (threshold = 0)		100%	4	4.00
Incentives Total	7.35		24	15.00
Maximum total combined incentive credit allowed is 10 points.			Incentives Awarded	10.00

*Performance calculation descriptions can be found in the FY 2018 RBWO PBP Measurements and Standards Guide.

Child Protective Services Investigations and Dispositions

The following investigations data, which is not used for scoring but is considered significant to a provider's performance, is from Georgia SHINES and is not considered final or complete until the end of the fiscal year.

Total Reports:	0	
Number Screened In:	0	
Number Screened Out:	0	
Number Substantiated:	0	
Number Unsubstantiated:	0	
Number Active CPS Investigations:	0	



DHS, DFCS, Office of Provider Management
Performance-Based Placement Measures
RBWO Provider GA+SCORECARD - CCI
Report Quarter: Q1 FY2018



Provider/Program Name: AMI Kids Savannah River - (5161) - CCI

626 Old River Road, Sylvania, GA 30467

Phone: 912-829-5300

Vendor ID# 117807

Quarterly Scores (Grades)

Q1: 94.71 (A)

Q2: N/A

Q3: N/A

Q4: N/A

Current Quarter Score (Grade)

94.71%

(A)

Program Census Information:

Children in Care During
Quarter: 24

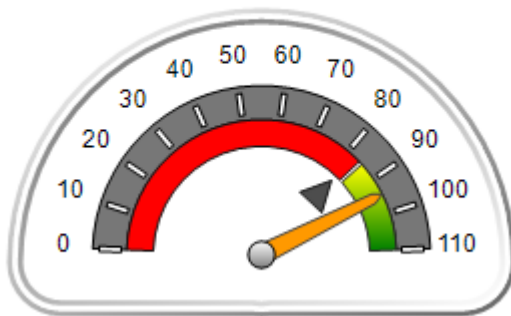
Placements During
Quarter: 24

Children in Care On Last
Day: 17

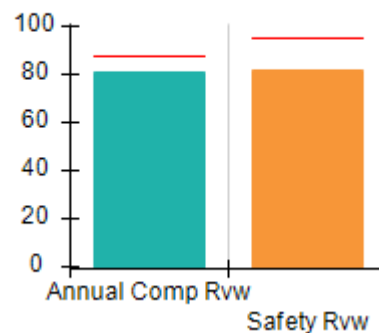
Quarterly Provider Comparisons to All CCIs

▼ indicates average for all CCIs

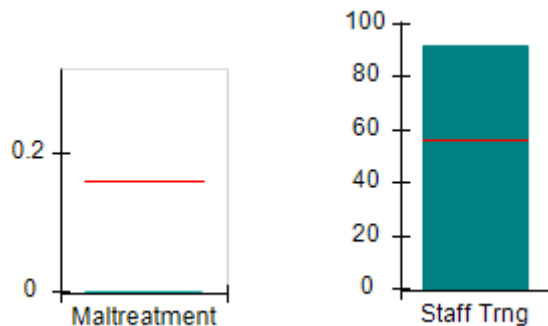
Overall Score (%)



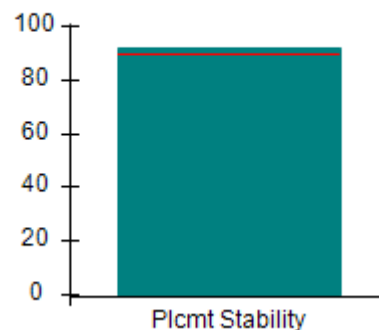
OPM Monitoring Reviews (%)



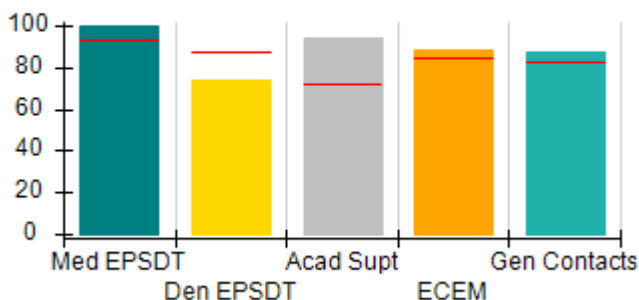
Safety Outcomes (%)



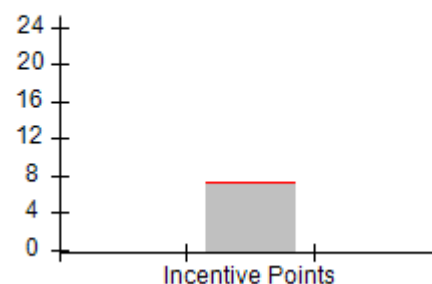
Permanency Outcomes (%)



Well-Being Outcomes (%)



Incentives Earned (Points)





DHS, DFCS, Office of Provider Management
Performance-Based Placement Measures
RBWO Provider GA+SCORECARD - CCI
 Report Quarter: Q1 FY2018



Provider/Program Name: AMI Kids Savannah River - (5161) - CCI				
626 Old River Road, Sylvania, GA 30467 Phone: 912-829-5300 Vendor ID# 117807		Quarterly Scores (Grades)		Current Quarter Score (Grade)
		Q1: 94.71 (A)	Q2: N/A	94.71% (A)
		Q3: N/A	Q4: N/A	
Program Census Information:		# Children in Care During Quarter: 24	# Placements During Quarter: 24	# Children in Care On Last Day: 17
	Avg Performance All CCIs (%)	Provider Performance (%)*	Possible Points (Weight)	Provider Points Earned
OPM Monitoring Reviews				
Annual Comprehensive Reviews	88%	81%	25	20.27
Safety Reviews	95%	82%	15	12.23
Monitoring Sub-Total			40	32.50
CCI Safety Outcomes				
Incidence of Maltreatment	0.16%	No Substantiated Reports	10	10.00
Staff Training	56%	92%	10	9.20
Safety Sub-Total			20	19.20
CCI Permanency Outcomes				
Placement Stability	90%	92%	15	13.80
Permanency Sub-Total			15	13.80
CCI Well-Being Outcomes				
EPSDT Medical Visits	93%	100%	4	4.00
EPSDT Dental Visits	87%	74%	4	2.96
Academic Supports	72%	94%	3	2.82
Provider ECEM Visits	84%	88%	7	6.16
Provider General Contacts	82%	87%	7	6.09
Placements with Siblings	41%	Not Eligible	Not Scored	Not Scored
Placements within Legal County	17%	0%	Not Scored	Not Scored
Well-Being Sub-Total			25	22.03
*Performance calculation descriptions can be found in the FY 2018 RBWO PBP Measurements and Standards Guide.				

Monitoring & Outcomes: Possible Points = 100	Points Earned = 87.53
Score Before Incentives Credit	87.53%
Incentives Awarded	7.18 pts
PBP Verification	N/A pts
Total Score	94.71%



DHS, DFCS, Office of Provider Management
Performance-Based Placement Measures
RBWO Provider GA+SCORECARD - CCI
Report Quarter: Q1 FY2018



Provider/Program Name: AMI Kids Savannah River - (5161) - CCI

Program Census Information:		# Children in Care During Quarter: 24	# Placements During Quarter: 24	# Children in Care On Last Day: 17
CCI Incentive Credits	Avg Performance All CCIs (Points)	Provider Performance (%)*	Possible Points (Weight)	Provider Points Earned
Early EPSDT Medical Visits		100%	2	2.00
Early EPSDT Dental Visits		50%	2	1.00
Permanency Contacts		0%	5	0.00
Additional Academic Supports		9%	2	0.18
Active Agency Accreditation		0%	4	0.00
Staff Clinical Licensure		0%	5	0.00
Behavior Management (threshold = 0)		100%	4	4.00
Incentives Total	7.35		24	7.18
Maximum total combined incentive credit allowed is 10 points.			Incentives Awarded	7.18

*Performance calculation descriptions can be found in the FY 2018 RBWO PBP Measurements and Standards Guide.

Child Protective Services Investigations and Dispositions

The following investigations data, which is not used for scoring but is considered significant to a provider's performance, is from Georgia SHINES and is not considered final or complete until the end of the fiscal year.

Total Reports:	0	
Number Screened In:	0	
Number Screened Out:	0	
Number Substantiated:	0	
Number Unsubstantiated:	0	
Number Active CPS Investigations:	0	



DHS, DFCS, Office of Provider Management
Performance-Based Placement Measures
RBWO Provider GA+SCORECARD - CCI



Report Quarter: Q1 FY2018

Provider/Program Name: Ark Family Counseling Center, The - Ricky Homes/Dallas (569) - CCI

615 Brooks St., Dallas, GA 30157

Phone: 770-593-0913

Vendor ID# 35231

Quarterly Scores (Grades)

Current Quarter Score (Grade)

Q1: 85.13 (B)

Q2: N/A

85.13%

Q3: N/A

Q4: N/A

(B)

Program Census Information:

Children in Care During
Quarter: 0

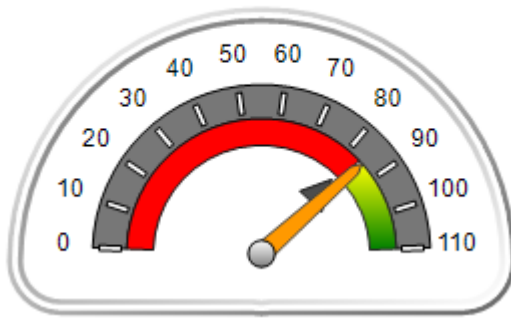
Placements During
Quarter: 0

Children in Care On Last
Day: 0

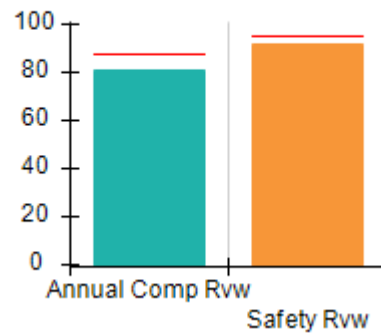
Quarterly Provider Comparisons to All CCIs

▼ — indicates average for all CCIs

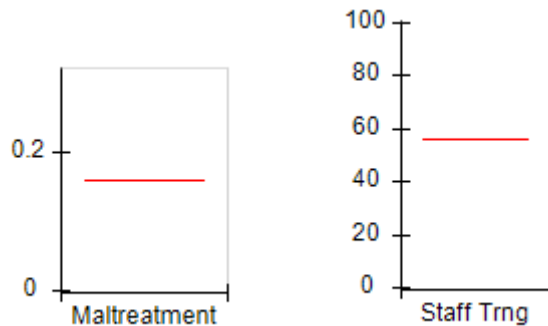
Overall Score (%)



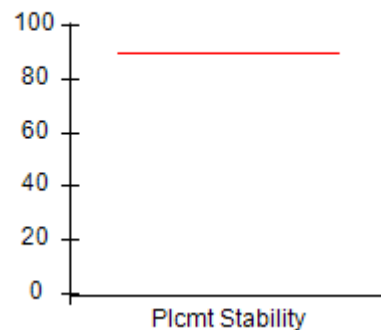
OPM Monitoring Reviews (%)



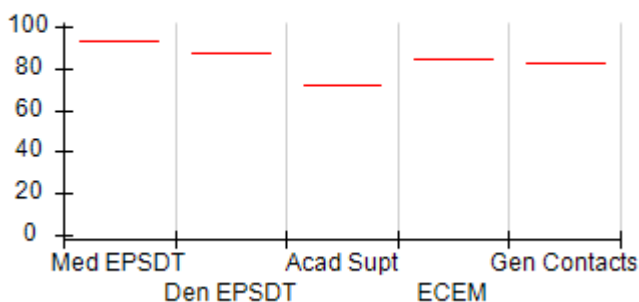
Safety Outcomes (%)




Permanency Outcomes (%)



Well-Being Outcomes (%)



Incentives Earned (Points)





DHS, DFCS, Office of Provider Management
Performance-Based Placement Measures
RBWO Provider GA+SCORECARD - CCI



Report Quarter: Q1 FY2018

Provider/Program Name: Ark Family Counseling Center, The - Ricky Homes/Dallas (569) - CCI

615 Brooks St., Dallas, GA 30157 Phone: 770-593-0913 Vendor ID# 35231		Quarterly Scores (Grades)		Current Quarter Score (Grade)
		Q1: 85.13 (B)	Q2: N/A	85.13% (B)
		Q3: N/A	Q4: N/A	
Program Census Information:		# Children in Care During Quarter: 0	# Placements During Quarter: 0	# Children in Care On Last Day: 0
	Avg Performance All CCIs (%)	Provider Performance (%)*	Possible Points (Weight)	Provider Points Earned
OPM Monitoring Reviews				
Annual Comprehensive Reviews	88%	81%	25	20.33
Safety Reviews	95%	92%	15	13.73
Monitoring Sub-Total			40	34.05
CCI Safety Outcomes				
Incidence of Maltreatment	0.16%	Not Eligible		
Staff Training	56%	Not Eligible		
Safety Sub-Total			N/A	
CCI Permanency Outcomes				
Placement Stability	90%	Not Eligible		
Permanency Sub-Total			N/A	
CCI Well-Being Outcomes				
EPSDT Medical Visits	93%	Not Eligible		
EPSDT Dental Visits	87%	Not Eligible		
Academic Supports	72%	Not Eligible		
Provider ECEM Visits	84%	Not Eligible		
Provider General Contacts	82%	Not Eligible		
Placements with Siblings	41%	Not Eligible	Not Scored	Not Scored
Placements within Legal County	17%	Not Eligible	Not Scored	Not Scored
Well-Being Sub-Total			N/A	
*Performance calculation descriptions can be found in the FY 2018 RBWO PBP Measurements and Standards Guide.				

Monitoring & Outcomes: Possible Points = 40		Points Earned = 34.05	
Score Before Incentives Credit			85.13%
Incentives Awarded			0.00 pts
PBP Verification			N/A pts
Total Score			85.13%



DHS, DFCS, Office of Provider Management
Performance-Based Placement Measures
RBWO Provider GA+SCORECARD - CCI



Report Quarter: Q1 FY2018

Provider/Program Name: Ark Family Counseling Center, The - Ricky Homes/Dallas (569) - CCI

Program Census Information:		# Children in Care During Quarter: 0	# Placements During Quarter: 0	# Children in Care On Last Day: 0
CCI Incentive Credits	Avg Performance All CCIs (Points)	Provider Performance (%)*	Possible Points (Weight)	Provider Points Earned
Early EPSDT Medical Visits		Not Eligible	2	
Early EPSDT Dental Visits		Not Eligible	2	
Permanency Contacts		None Planned	5	
Additional Academic Supports		Not Eligible	2	
Active Agency Accreditation		0%	4	0.00
Staff Clinical Licensure		0%	5	0.00
Behavior Management (threshold = 0)		0%	4	
Incentives Total	7.35		24	0.00
Maximum total combined incentive credit allowed is 10 points.			Incentives Awarded	0.00

*Performance calculation descriptions can be found in the FY 2018 RBWO PBP Measurements and Standards Guide.

Child Protective Services Investigations and Dispositions

The following investigations data, which is not used for scoring but is considered significant to a provider's performance, is from Georgia SHINES and is not considered final or complete until the end of the fiscal year.

Total Reports:	0
Number Screened In:	0
Number Screened Out:	0
Number Substantiated:	0
Number Unsubstantiated:	0
Number Active CPS Investigations:	0



DHS, DFCS, Office of Provider Management
Performance-Based Placement Measures
RBWO Provider GA+SCORECARD - CCI



Report Quarter: Q1 FY2018

Provider/Program Name: Ark Family Counseling Center, The - Ricky Homes/Decatur (571) - CCI

2580 S. Hairston Road, Decatur, GA 30035

Phone: 770-593-0913

Vendor ID# 35229

Quarterly Scores (Grades)

Current Quarter Score (Grade)

Q1: 87.92 (B+)

Q2: N/A

87.92%

Q3: N/A

Q4: N/A

(B+)

Program Census Information:

Children in Care During Quarter: 7

Placements During Quarter: 7

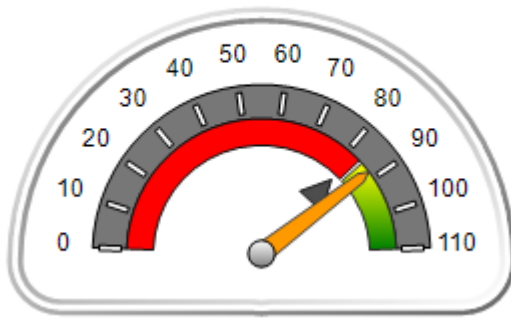
Children in Care On Last Day: 5

Quarterly Provider Comparisons to All CCIs

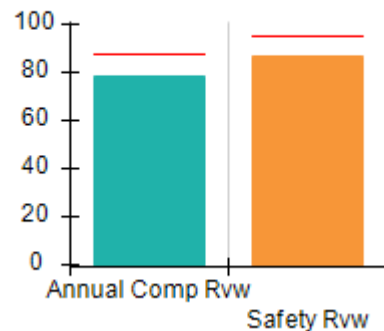


indicates average for all CCIs

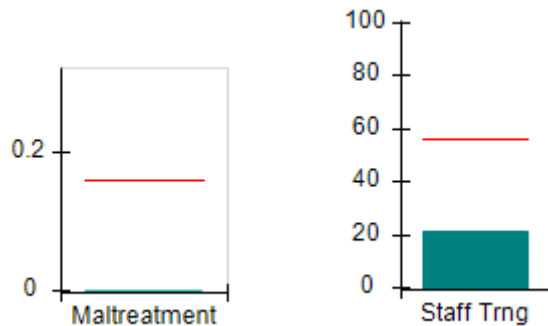
Overall Score (%)



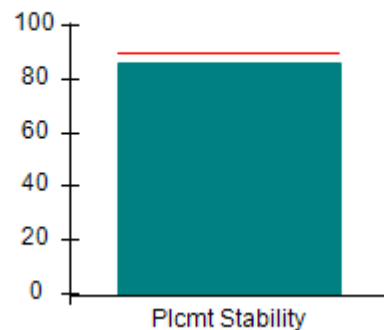
OPM Monitoring Reviews (%)



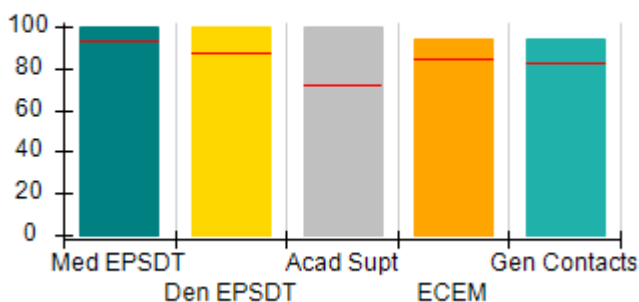
Safety Outcomes (%)



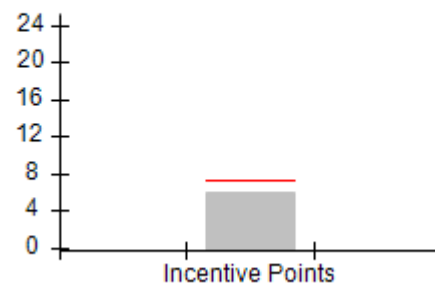
Permanency Outcomes (%)



Well-Being Outcomes (%)



Incentives Earned (Points)





DHS, DFCS, Office of Provider Management
Performance-Based Placement Measures
RBWO Provider GA+SCORECARD - CCI



Report Quarter: Q1 FY2018

Provider/Program Name: Ark Family Counseling Center, The - Ricky Homes/Decatur (571) - CCI				
2580 S. Hairston Road, Decatur, GA 30035 Phone: 770-593-0913 Vendor ID# 35229		Quarterly Scores (Grades)		Current Quarter Score (Grade)
		Q1: 87.92 (B+)	Q2: N/A	87.92% (B+)
		Q3: N/A	Q4: N/A	
Program Census Information:		# Children in Care During Quarter: 7	# Placements During Quarter: 7	# Children in Care On Last Day: 5
	Avg Performance All CCIs (%)	Provider Performance (%)*	Possible Points (Weight)	Provider Points Earned
OPM Monitoring Reviews				
Annual Comprehensive Reviews	88%	79%	25	19.71
Safety Reviews	95%	87%	15	13.06
Monitoring Sub-Total			40	32.76
CCI Safety Outcomes				
Incidence of Maltreatment	0.16%	No Substantiated Reports	10	10.00
Staff Training	56%	21%	10	2.10
Safety Sub-Total			20	12.10
CCI Permanency Outcomes				
Placement Stability	90%	86%	15	12.90
Permanency Sub-Total			15	12.90
CCI Well-Being Outcomes				
EPSDT Medical Visits	93%	100%	4	4.00
EPSDT Dental Visits	87%	100%	4	4.00
Academic Supports	72%	100%	3	3.00
Provider ECEM Visits	84%	94%	7	6.58
Provider General Contacts	82%	94%	7	6.58
Placements with Siblings	41%	60%	Not Scored	Not Scored
Placements within Legal County	17%	0%	Not Scored	Not Scored
Well-Being Sub-Total			25	24.16
*Performance calculation descriptions can be found in the FY 2018 RBWO PBP Measurements and Standards Guide.				

Monitoring & Outcomes: Possible Points = 100		Points Earned = 81.92	
Score Before Incentives Credit		81.92%	
Incentives Awarded		6.00 pts	
PBP Verification		N/A pts	
Total Score		87.92%	



DHS, DFCS, Office of Provider Management
Performance-Based Placement Measures
RBWO Provider GA+SCORECARD - CCI



Report Quarter: Q1 FY2018

Provider/Program Name: Ark Family Counseling Center, The - Ricky Homes/Decatur (571) - CCI

Program Census Information:		# Children in Care During Quarter: 7	# Placements During Quarter: 7	# Children in Care On Last Day: 5
CCI Incentive Credits	Avg Performance All CCIs (Points)	Provider Performance (%)*	Possible Points (Weight)	Provider Points Earned
Early EPSDT Medical Visits		Not Eligible	2	
Early EPSDT Dental Visits		100%	2	2.00
Permanency Contacts		None Planned	5	
Additional Academic Supports		0%	2	0.00
Active Agency Accreditation		0%	4	0.00
Staff Clinical Licensure		0%	5	0.00
Behavior Management (threshold = 0)		100%	4	4.00
Incentives Total	7.35		24	6.00
Maximum total combined incentive credit allowed is 10 points.			Incentives Awarded	6.00

*Performance calculation descriptions can be found in the FY 2018 RBWO PBP Measurements and Standards Guide.

Child Protective Services Investigations and Dispositions

The following investigations data, which is not used for scoring but is considered significant to a provider's performance, is from Georgia SHINES and is not considered final or complete until the end of the fiscal year.

Total Reports:	0
Number Screened In:	0
Number Screened Out:	0
Number Substantiated:	0
Number Unsubstantiated:	0
Number Active CPS Investigations:	0



DHS, DFCS, Office of Provider Management
Performance-Based Placement Measures
RBWO Provider GA+SCORECARD - CCI



Report Quarter: Q1 FY2018

Provider/Program Name: Ark Family Counseling Center, The - Ricky Homes/Lithonia (591) - CCI

3383 Evans Mill Rd., Lithonia, GA 30038

Phone: 770-593-0913

Vendor ID# 35228

Quarterly Scores (Grades)

Current Quarter Score (Grade)

Q1: 98.45 (A+)

Q2: N/A

98.45%

Q3: N/A

Q4: N/A

(A+)

Program Census Information:

Children in Care During Quarter: 12

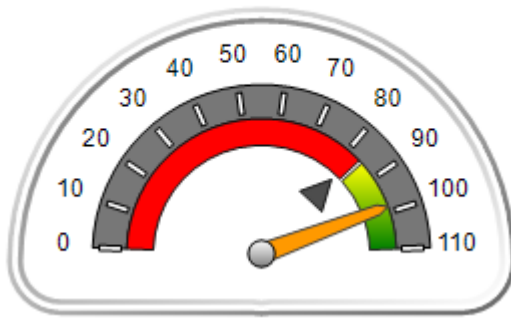
Placements During Quarter: 12

Children in Care On Last Day: 5

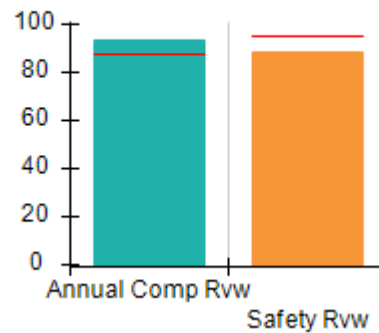
Quarterly Provider Comparisons to All CCIs

▼ — indicates average for all CCIs

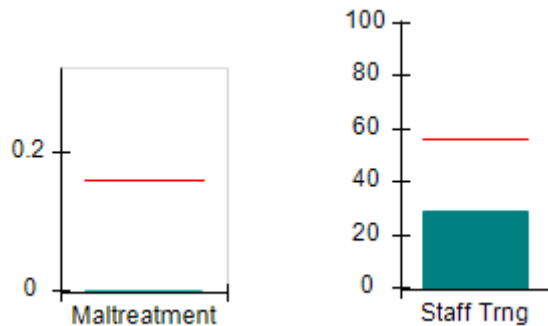
Overall Score (%)



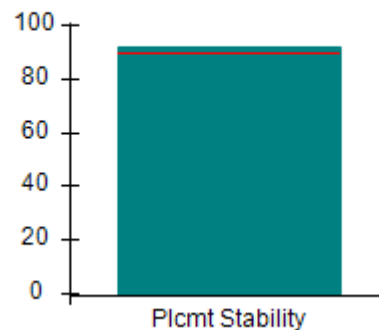
OPM Monitoring Reviews (%)



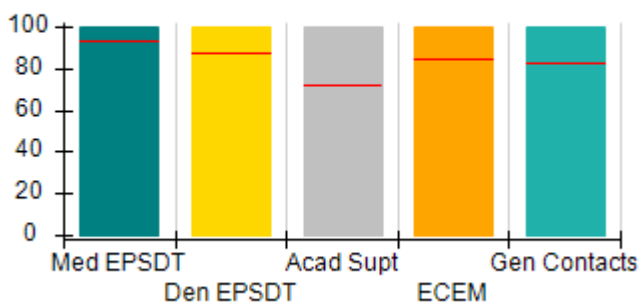
Safety Outcomes (%)



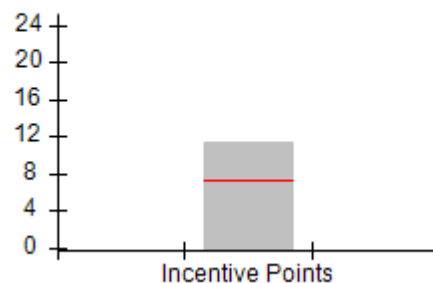
Permanency Outcomes (%)



Well-Being Outcomes (%)



Incentives Earned (Points)





Performance-Based Placement Measures

RBWO Provider GA+SCORECARD - CCI

Report Quarter: Q1 FY2018

Provider/Program Name: Ark Family Counseling Center, The - Ricky Homes/Lithonia (591) - CCI				
3383 Evans Mill Rd., Lithonia, GA 30038		Quarterly Scores (Grades)		Current Quarter Score (Grade)
Phone: 770-593-0913		Q1: 98.45 (A+)	Q2: N/A	98.45% (A+)
Vendor ID# 35228		Q3: N/A	Q4: N/A	
Program Census Information:		# Children in Care During Quarter: 12	# Placements During Quarter: 12	# Children in Care On Last Day: 5
	Avg Performance All CCIs (%)	Provider Performance (%)*	Possible Points (Weight)	Provider Points Earned
OPM Monitoring Reviews				
Annual Comprehensive Reviews	88%	94%	25	23.42
Safety Reviews	95%	89%	15	13.33
Monitoring Sub-Total			40	36.75
CCI Safety Outcomes				
Incidence of Maltreatment	0.16%	No Substantiated Reports	10	10.00
Staff Training	56%	29%	10	2.90
Safety Sub-Total			20	12.90
CCI Permanency Outcomes				
Placement Stability	90%	92%	15	13.80
Permanency Sub-Total			15	13.80
CCI Well-Being Outcomes				
EPSDT Medical Visits	93%	100%	4	4.00
EPSDT Dental Visits	87%	100%	4	4.00
Academic Supports	72%	100%	3	3.00
Provider ECEM Visits	84%	100%	7	7.00
Provider General Contacts	82%	100%	7	7.00
Placements with Siblings	41%	100%	Not Scored	Not Scored
Placements within Legal County	17%	0%	Not Scored	Not Scored
Well-Being Sub-Total			25	25.00
*Performance calculation descriptions can be found in the FY 2018 RBWO PBP Measurements and Standards Guide.				

Monitoring & Outcomes: Possible Points = 100		Points Earned = 88.45	
Score Before Incentives Credit			88.45%
Incentives Awarded			10.00 pts
PBP Verification			N/A pts
Total Score			98.45%



DHS, DFCS, Office of Provider Management
Performance-Based Placement Measures
RBWO Provider GA+SCORECARD - CCI



Report Quarter: Q1 FY2018

Provider/Program Name: Ark Family Counseling Center, The - Ricky Homes/Lithonia (591) - CCI

Program Census Information:		# Children in Care During Quarter: 12	# Placements During Quarter: 12	# Children in Care On Last Day: 5
CCI Incentive Credits	Avg Performance All CCIs (Points)	Provider Performance (%)*	Possible Points (Weight)	Provider Points Earned
Early EPSDT Medical Visits		100%	2	2.00
Early EPSDT Dental Visits		100%	2	2.00
Permanency Contacts		67%	5	3.35
Additional Academic Supports		0%	2	0.00
Active Agency Accreditation		0%	4	0.00
Staff Clinical Licensure		0%	5	0.00
Behavior Management (threshold = 0)		100%	4	4.00
Incentives Total	7.35		24	11.35
Maximum total combined incentive credit allowed is 10 points.			Incentives Awarded	10.00

*Performance calculation descriptions can be found in the FY 2018 RBWO PBP Measurements and Standards Guide.

Child Protective Services Investigations and Dispositions

The following investigations data, which is not used for scoring but is considered significant to a provider's performance, is from Georgia SHINES and is not considered final or complete until the end of the fiscal year.

Total Reports:	0
Number Screened In:	0
Number Screened Out:	0
Number Substantiated:	0
Number Unsubstantiated:	0
Number Active CPS Investigations:	0



DHS, DFCS, Office of Provider Management
Performance-Based Placement Measures
RBWO Provider GA+SCORECARD - CCI
Report Quarter: Q1 FY2018



One or more parameters were not specified for the subreport, 'Subreport2', located at:
/PBP_FY2018_ScoreCard_CCI.



DHS, DFCS, Office of Provider Management
Performance-Based Placement Measures
RBWO Provider GA+SCORECARD - CCI
Report Quarter: Q1 FY2018



Provider/Program Name: Atlanta Secure Care Services, Inc. - (5271) - CCI

345 Hawkins St., Marietta, GA 30060

Phone: 404-333-1396

Vendor ID# 150469

Quarterly Scores (Grades)

Q1: 42.86 (F)

Q2: N/A

Q3: N/A

Q4: N/A

Current Quarter Score
(Grade)

42.86%

(F)

Program Census Information:

Children in Care During
Quarter: 0

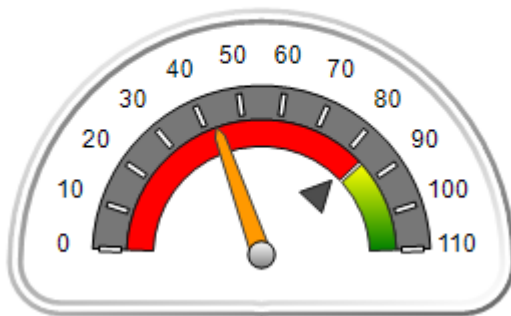
Placements During
Quarter: 0

Children in Care On Last
Day: 5

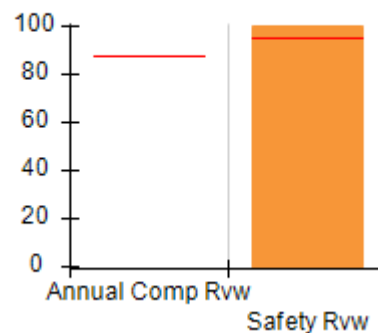
Quarterly Provider Comparisons to All CCIs

▼ indicates average for all CCIs

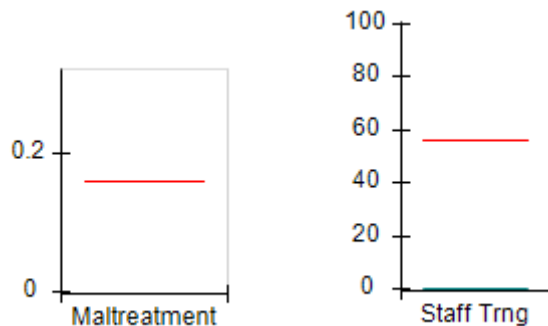
Overall Score (%)



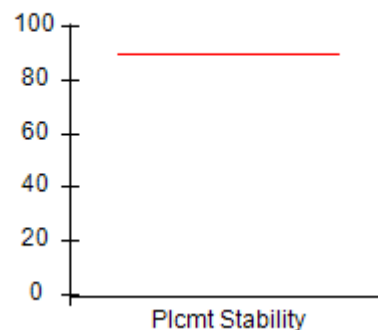
OPM Monitoring Reviews (%)



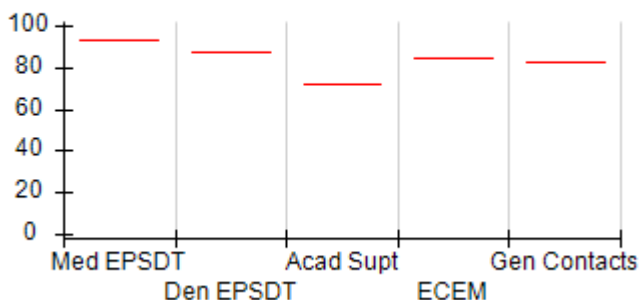
Safety Outcomes (%)




Permanency Outcomes (%)



Well-Being Outcomes (%)



Incentives Earned (Points)





DHS, DFCS, Office of Provider Management
Performance-Based Placement Measures
RBWO Provider GA+SCORECARD - CCI
Report Quarter: Q1 FY2018



Provider/Program Name: Atlanta Secure Care Services, Inc. - (5271) - CCI				
345 Hawkins St., Marietta, GA 30060		Quarterly Scores (Grades)		Current Quarter Score (Grade)
Phone: 404-333-1396		Q1: 42.86 (F)	Q2: N/A	42.86% (F)
Vendor ID# 150469		Q3: N/A	Q4: N/A	
Program Census Information:		# Children in Care During Quarter: 0	# Placements During Quarter: 0	# Children in Care On Last Day: 5
	Avg Performance All CCIs (%)	Provider Performance (%)*	Possible Points (Weight)	Provider Points Earned
OPM Monitoring Reviews				
Annual Comprehensive Reviews	88%	Not Yet Conducted		
Safety Reviews	95%	100%	15	15.00
Monitoring Sub-Total			15	15.00
CCI Safety Outcomes				
Incidence of Maltreatment	0.16%	Not Eligible		
Staff Training	56%	0%	20	0.00
Safety Sub-Total			20	0.00
CCI Permanency Outcomes				
Placement Stability	90%	Not Eligible		
Permanency Sub-Total			N/A	
CCI Well-Being Outcomes				
EPSDT Medical Visits	93%	Not Eligible		
EPSDT Dental Visits	87%	Not Eligible		
Academic Supports	72%	Not Eligible		
Provider ECEM Visits	84%	Not Eligible		
Provider General Contacts	82%	Not Eligible		
Placements with Siblings	41%	Not Eligible	Not Scored	Not Scored
Placements within Legal County	17%	Not Eligible	Not Scored	Not Scored
Well-Being Sub-Total			N/A	
*Performance calculation descriptions can be found in the FY 2018 RBWO PBP Measurements and Standards Guide.				

Monitoring & Outcomes: Possible Points = 35		Points Earned = 15.00	
Score Before Incentives Credit			42.86%
Incentives Awarded			0.00 pts
PBP Verification			N/A pts
Total Score			42.86%

Provider/Program Name: Atlanta Secure Care Services, Inc. - (5271) - CCI



DHS, DFCS, Office of Provider Management
Performance-Based Placement Measures
RBWO Provider GA+SCORECARD - CCI



Report Quarter: Q1 FY2018

Program Census Information:		# Children in Care During Quarter: 0	# Placements During Quarter: 0	# Children in Care On Last Day: 5
CCI Incentive Credits	Avg Performance All CCIs (Points)	Provider Performance (%)*	Possible Points (Weight)	Provider Points Earned
Early EPSDT Medical Visits		Not Eligible	2	
Early EPSDT Dental Visits		Not Eligible	2	
Permanency Contacts		None Planned	5	
Additional Academic Supports		Not Eligible	2	
Active Agency Accreditation		0%	4	0.00
Staff Clinical Licensure		0%	5	0.00
Behavior Management (threshold = 0)		0%	4	
Incentives Total	7.35		24	0.00
Maximum total combined incentive credit allowed is 10 points.			Incentives Awarded	0.00
*Performance calculation descriptions can be found in the FY 2018 RBWO PBP Measurements and Standards Guide.				

Child Protective Services Investigations and Dispositions

The following investigations data, which is not used for scoring but is considered significant to a provider's performance, is from Georgia SHINES and is not considered final or complete until the end of the fiscal year.

Total Reports:	0
Number Screened In:	0
Number Screened Out:	0
Number Substantiated:	0
Number Unsubstantiated:	0
Number Active CPS Investigations:	0



DHS, DFCS, Office of Provider Management
Performance-Based Placement Measures
RBWO Provider GA+SCORECARD - CCI
Report Quarter: Q1 FY2018



Provider/Program Name: Bald Ridge Lodge, Inc. - (4124) - CCI

775 Lanier 400 Pkwy, Cumming, GA 30040

Phone: 770-887-1220

Vendor ID# 79175

Quarterly Scores (Grades)

Q1: 98.87 (A+)

Q2: N/A

Q3: N/A

Q4: N/A

Current Quarter Score (Grade)

98.87%

(A+)

Program Census Information:

Children in Care During
Quarter: 12

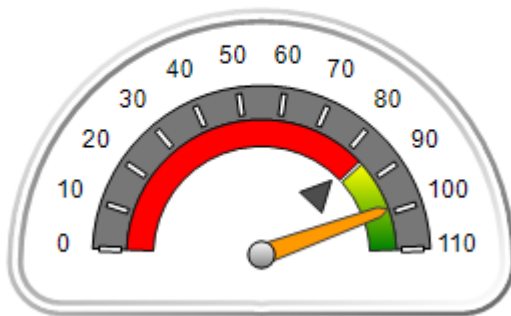
Placements During
Quarter: 12

Children in Care On Last
Day: 6

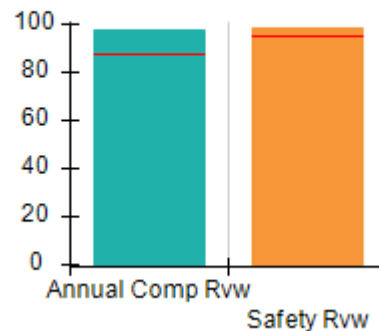
Quarterly Provider Comparisons to All CCIs

▼ indicates average for all CCIs

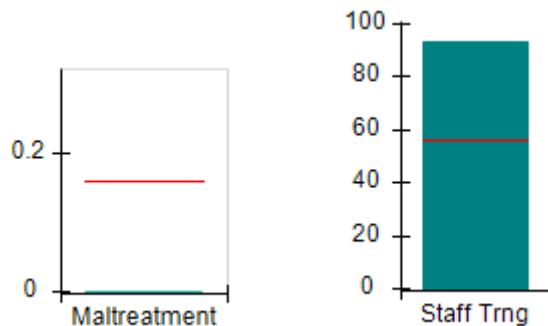
Overall Score (%)



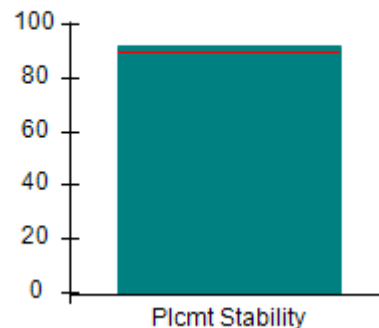
OPM Monitoring Reviews (%)



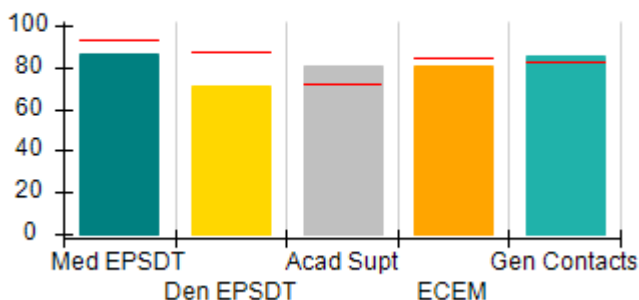
Safety Outcomes (%)



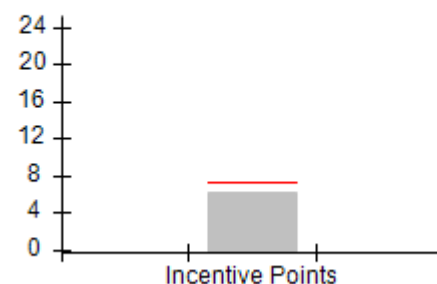
Permanency Outcomes (%)



Well-Being Outcomes (%)



Incentives Earned (Points)





DHS, DFCS, Office of Provider Management
Performance-Based Placement Measures
RBWO Provider GA+SCORECARD - CCI
 Report Quarter: Q1 FY2018



Provider/Program Name: Bald Ridge Lodge, Inc. - (4124) - CCI				
775 Lanier 400 Pkwy, Cumming, GA 30040 Phone: 770-887-1220 Vendor ID# 79175		Quarterly Scores (Grades)		Current Quarter Score (Grade)
		Q1: 98.87 (A+)	Q2: N/A	98.87% (A+)
		Q3: N/A	Q4: N/A	
Program Census Information:		# Children in Care During Quarter: 12	# Placements During Quarter: 12	# Children in Care On Last Day: 6
	Avg Performance All CCIs (%)	Provider Performance (%)*	Possible Points (Weight)	Provider Points Earned
OPM Monitoring Reviews				
Annual Comprehensive Reviews	88%	98%	25	24.42
Safety Reviews	95%	99%	15	14.84
Monitoring Sub-Total			40	39.26
CCI Safety Outcomes				
Incidence of Maltreatment	0.16%	No Substantiated Reports	10	10.00
Staff Training	56%	93%	10	9.30
Safety Sub-Total			20	19.30
CCI Permanency Outcomes				
Placement Stability	90%	92%	15	13.80
Permanency Sub-Total			15	13.80
CCI Well-Being Outcomes				
EPSDT Medical Visits	93%	86%	4	3.44
EPSDT Dental Visits	87%	71%	4	2.84
Academic Supports	72%	81%	3	2.43
Provider ECEM Visits	84%	81%	7	5.67
Provider General Contacts	82%	85%	7	5.95
Placements with Siblings	41%	0%	Not Scored	Not Scored
Placements within Legal County	17%	67%	Not Scored	Not Scored
Well-Being Sub-Total			25	20.33
*Performance calculation descriptions can be found in the FY 2018 RBWO PBP Measurements and Standards Guide.				

Monitoring & Outcomes: Possible Points = 100		Points Earned = 92.69	
Score Before Incentives Credit		92.69%	
Incentives Awarded		6.18 pts	
PBP Verification		N/A pts	
Total Score		98.87%	



DHS, DFCS, Office of Provider Management
Performance-Based Placement Measures
RBWO Provider GA+SCORECARD - CCI
Report Quarter: Q1 FY2018



Provider/Program Name: Bald Ridge Lodge, Inc. - (4124) - CCI

Program Census Information:		# Children in Care During Quarter: 12	# Placements During Quarter: 12	# Children in Care On Last Day: 6
CCI Incentive Credits	Avg Performance All CCIs (Points)	Provider Performance (%)*	Possible Points (Weight)	Provider Points Earned
Early EPSDT Medical Visits		50%	2	1.00
Early EPSDT Dental Visits		33%	2	0.66
Permanency Contacts		None Planned	5	
Additional Academic Supports		26%	2	0.52
Active Agency Accreditation		0%	4	0.00
Staff Clinical Licensure		0%	5	0.00
Behavior Management (threshold = 0)		100%	4	4.00
Incentives Total	7.35		24	6.18
Maximum total combined incentive credit allowed is 10 points.			Incentives Awarded	6.18

*Performance calculation descriptions can be found in the FY 2018 RBWO PBP Measurements and Standards Guide.

Child Protective Services Investigations and Dispositions

The following investigations data, which is not used for scoring but is considered significant to a provider's performance, is from Georgia SHINES and is not considered final or complete until the end of the fiscal year.

Total Reports:	0	
Number Screened In:	0	
Number Screened Out:	0	
Number Substantiated:	0	
Number Unsubstantiated:	0	
Number Active CPS Investigations:	0	



DHS, DFCS, Office of Provider Management
Performance-Based Placement Measures
RBWO Provider GA+SCORECARD - CCI
Report Quarter: Q1 FY2018



Provider/Program Name: Boyz to Men Residential - (5317) - CCI

721 23rd St., Columbus, GA 31904-8830

Phone: 706-221-2073

Vendor ID# 135074

Quarterly Scores (Grades)

Current Quarter Score
(Grade)

Q1: N/A

Q2: N/A

N/A%

Q3: N/A

Q4: N/A

Program Census Information:

Children in Care During
Quarter: 0

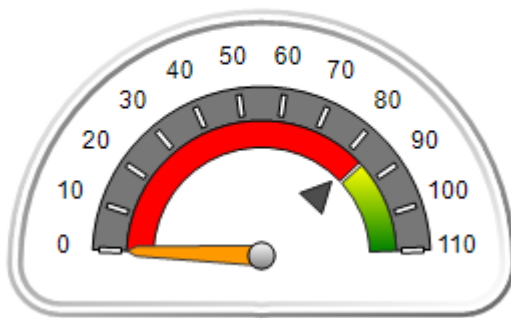
Placements During
Quarter: 0

Children in Care On Last
Day: 5

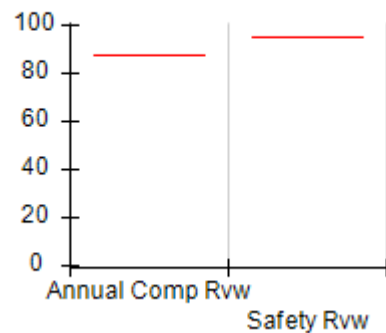
Quarterly Provider Comparisons to All CCIs

— indicates average for all CCIs

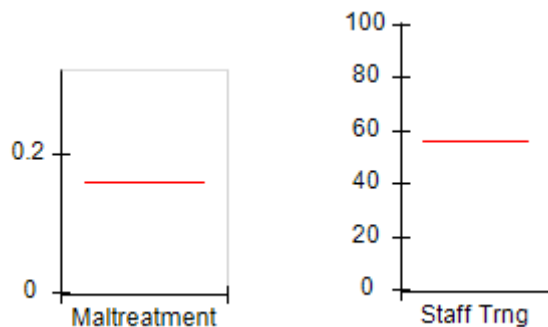
Overall Score (%)



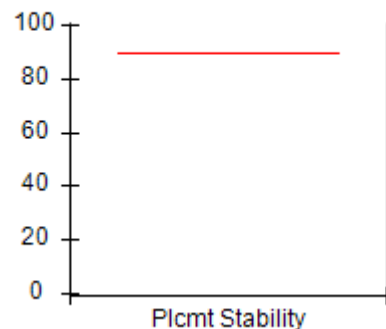
OPM Monitoring Reviews (%)



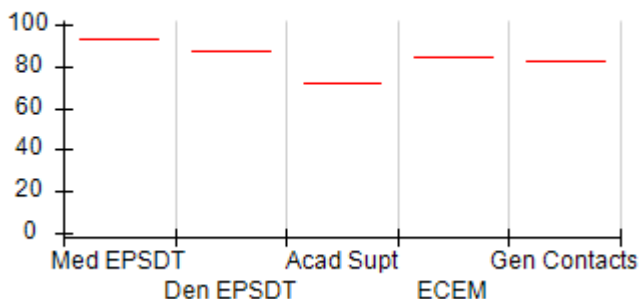
Safety Outcomes (%)




Permanency Outcomes (%)



Well-Being Outcomes (%)



Incentives Earned (Points)





DHS, DFCS, Office of Provider Management
Performance-Based Placement Measures
RBWO Provider GA+SCORECARD - CCI
Report Quarter: Q1 FY2018



Provider/Program Name: Boyz to Men Residential - (5317) - CCI				
721 23rd St., Columbus, GA 31904-8830 Phone: 706-221-2073 Vendor ID# 135074		Quarterly Scores (Grades)		Current Quarter Score (Grade)
		Q1: N/A	Q2: N/A	N/A%
		Q3: N/A	Q4: N/A	
Program Census Information:		# Children in Care During Quarter: 0	# Placements During Quarter: 0	# Children in Care On Last Day: 5
	Avg Performance All CCIs (%)	Provider Performance (%)*	Possible Points (Weight)	Provider Points Earned
OPM Monitoring Reviews				
Annual Comprehensive Reviews	88%	Not Yet Conducted		
Safety Reviews	95%	Not Yet Conducted		
Monitoring Sub-Total				0.00
CCI Safety Outcomes				
Incidence of Maltreatment	0.16%	Not Eligible		
Staff Training	56%	Not Eligible		
Safety Sub-Total			N/A	
CCI Permanency Outcomes				
Placement Stability	90%	Not Eligible		
Permanency Sub-Total			N/A	
CCI Well-Being Outcomes				
EPSDT Medical Visits	93%	Not Eligible		
EPSDT Dental Visits	87%	Not Eligible		
Academic Supports	72%	Not Eligible		
Provider ECEM Visits	84%	Not Eligible		
Provider General Contacts	82%	Not Eligible		
Placements with Siblings	41%	Not Eligible	Not Scored	Not Scored
Placements within Legal County	17%	Not Eligible	Not Scored	Not Scored
Well-Being Sub-Total			N/A	
*Performance calculation descriptions can be found in the FY 2018 RBWO PBP Measurements and Standards Guide.				

Monitoring & Outcomes: Possible Points = 0	Points Earned = N/A
Score Before Incentives Credit	N/A
Incentives Awarded	0.00 pts
PBP Verification	N/A pts
Total Score	N/A%

Provider/Program Name: Boyz to Men Residential - (5317) - CCI



DHS, DFCS, Office of Provider Management
Performance-Based Placement Measures
RBWO Provider GA+SCORECARD - CCI
Report Quarter: Q1 FY2018



Program Census Information:		# Children in Care During Quarter: 0	# Placements During Quarter: 0	# Children in Care On Last Day: 5
CCI Incentive Credits	Avg Performance All CCIs (Points)	Provider Performance (%)*	Possible Points (Weight)	Provider Points Earned
Early EPSDT Medical Visits		Not Eligible	2	
Early EPSDT Dental Visits		Not Eligible	2	
Permanency Contacts		None Planned	5	
Additional Academic Supports		Not Eligible	2	
Active Agency Accreditation		0%	4	0.00
Staff Clinical Licensure		0%	5	0.00
Behavior Management (threshold = 0)		0%	4	
Incentives Total	7.35		24	0.00
Maximum total combined incentive credit allowed is 10 points.			Incentives Awarded	0.00
*Performance calculation descriptions can be found in the FY 2018 RBWO PBP Measurements and Standards Guide.				

Child Protective Services Investigations and Dispositions		
The following investigations data, which is not used for scoring but is considered significant to a provider's performance, is from Georgia SHINES and is not considered final or complete until the end of the fiscal year.		
Total Reports:	0	
Number Screened In:	0	
Number Screened Out:	0	
Number Substantiated:	0	
Number Unsubstantiated:	0	
Number Active CPS Investigations:	0	



DHS, DFCS, Office of Provider Management
Performance-Based Placement Measures
RBWO Provider GA+SCORECARD - CCI
 Report Quarter: Q1 FY2018



Provider/Program Name: Broken Shackle Ranch - (576) - CCI

1542 Francis Bridge Rd., Davisboro, GA 31018

Phone: 478-348-6555

Vendor ID# 35252

Quarterly Scores (Grades)

Q1: 96.14 (A)

Q2: N/A

Q3: N/A

Q4: N/A

Current Quarter Score (Grade)

96.14%

(A)

Program Census Information:

Children in Care During Quarter: 6

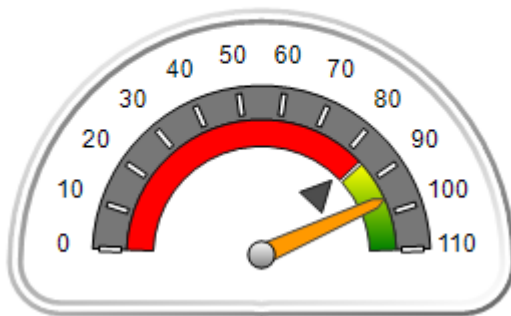
Placements During Quarter: 6

Children in Care On Last Day: 2

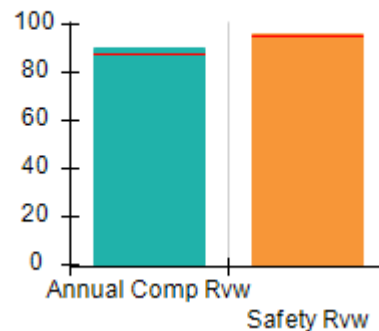
Quarterly Provider Comparisons to All CCIs

▼ — indicates average for all CCIs

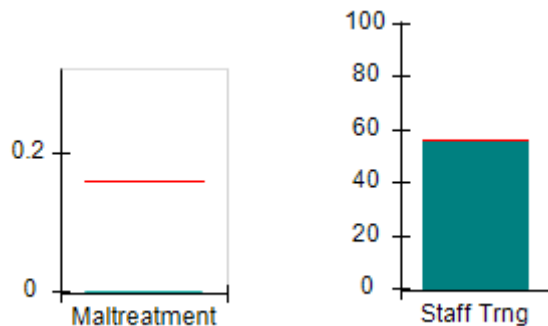
Overall Score (%)



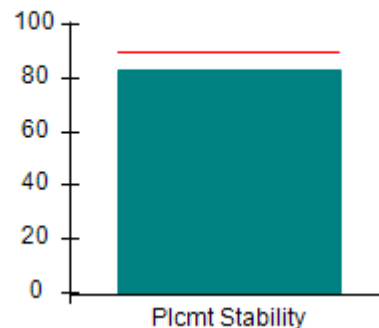
OPM Monitoring Reviews (%)



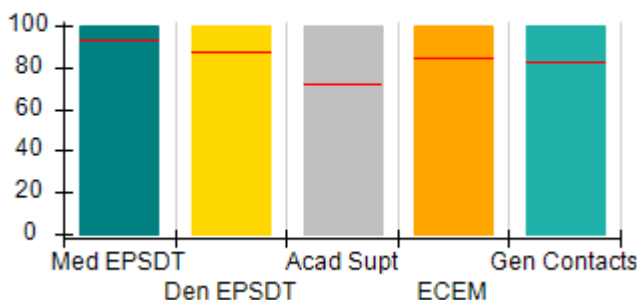
Safety Outcomes (%)



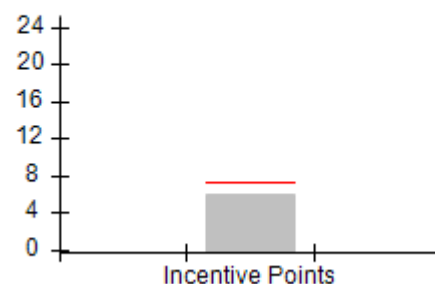
Permanency Outcomes (%)



Well-Being Outcomes (%)



Incentives Earned (Points)





DHS, DFCS, Office of Provider Management
Performance-Based Placement Measures
RBWO Provider GA+SCORECARD - CCI
Report Quarter: Q1 FY2018



Provider/Program Name: Broken Shackle Ranch - (576) - CCI				
1542 Francis Bridge Rd., Davisboro, GA 31018 Phone: 478-348-6555 Vendor ID# 35252		Quarterly Scores (Grades)		Current Quarter Score (Grade)
		Q1: 96.14 (A)	Q2: N/A	96.14% (A)
		Q3: N/A	Q4: N/A	
Program Census Information:		# Children in Care During Quarter: 6	# Placements During Quarter: 6	# Children in Care On Last Day: 2
	Avg Performance All CCIs (%)	Provider Performance (%)*	Possible Points (Weight)	Provider Points Earned
OPM Monitoring Reviews				
Annual Comprehensive Reviews	88%	91%	25	22.63
Safety Reviews	95%	96%	15	14.46
Monitoring Sub-Total			40	37.09
CCI Safety Outcomes				
Incidence of Maltreatment	0.16%	No Substantiated Reports	10	10.00
Staff Training	56%	56%	10	5.60
Safety Sub-Total			20	15.60
CCI Permanency Outcomes				
Placement Stability	90%	83%	15	12.45
Permanency Sub-Total			15	12.45
CCI Well-Being Outcomes				
EPSDT Medical Visits	93%	100%	4	4.00
EPSDT Dental Visits	87%	100%	4	4.00
Academic Supports	72%	100%	3	3.00
Provider ECEM Visits	84%	100%	7	7.00
Provider General Contacts	82%	100%	7	7.00
Placements with Siblings	41%	Not Eligible	Not Scored	Not Scored
Placements within Legal County	17%	0%	Not Scored	Not Scored
Well-Being Sub-Total			25	25.00
*Performance calculation descriptions can be found in the FY 2018 RBWO PBP Measurements and Standards Guide.				

Monitoring & Outcomes: Possible Points = 100		Points Earned = 90.14	
Score Before Incentives Credit		90.14%	
Incentives Awarded		6.00 pts	
PBP Verification		N/A pts	
Total Score		96.14%	



DHS, DFCS, Office of Provider Management
Performance-Based Placement Measures
RBWO Provider GA+SCORECARD - CCI
Report Quarter: Q1 FY2018



Provider/Program Name: Broken Shackle Ranch - (576) - CCI

Program Census Information:		# Children in Care During Quarter: 6	# Placements During Quarter: 6	# Children in Care On Last Day: 2
CCI Incentive Credits	Avg Performance All CCIs (Points)	Provider Performance (%)*	Possible Points (Weight)	Provider Points Earned
Early EPSDT Medical Visits		100%	2	2.00
Early EPSDT Dental Visits		Not Eligible	2	
Permanency Contacts		None Planned	5	
Additional Academic Supports		0%	2	0.00
Active Agency Accreditation		0%	4	0.00
Staff Clinical Licensure		0%	5	0.00
Behavior Management (threshold = 0)		100%	4	4.00
Incentives Total	7.35		24	6.00
Maximum total combined incentive credit allowed is 10 points.			Incentives Awarded	6.00

*Performance calculation descriptions can be found in the FY 2018 RBWO PBP Measurements and Standards Guide.

Child Protective Services Investigations and Dispositions

The following investigations data, which is not used for scoring but is considered significant to a provider's performance, is from Georgia SHINES and is not considered final or complete until the end of the fiscal year.

Total Reports:	0	
Number Screened In:	0	
Number Screened Out:	0	
Number Substantiated:	0	
Number Unsubstantiated:	0	
Number Active CPS Investigations:	0	



DHS, DFCS, Office of Provider Management
Performance-Based Placement Measures
RBWO Provider GA+SCORECARD - CCI
Report Quarter: Q1 FY2018



Provider/Program Name: Caring and Sharing Home for Boys - (5191) - CCI

1769 Brook Run Drive, Register, GA 30452

Phone: 912-852-7545

Vendor ID# 125316

Program Census Information:

Children in Care During
Quarter: 7

Placements During
Quarter: 7

Children in Care On Last
Day: 4

Quarterly Scores (Grades)

**Current Quarter Score
(Grade)**

Q1: 97.26 (A+)

Q2: N/A

97.26%

Q3: N/A

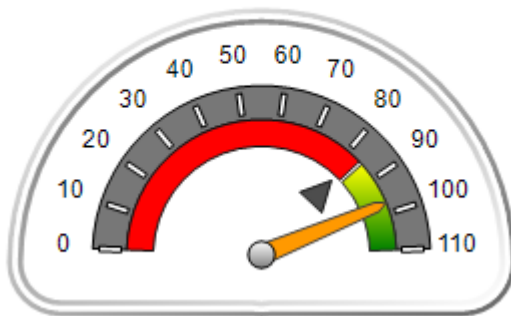
Q4: N/A

(A+)

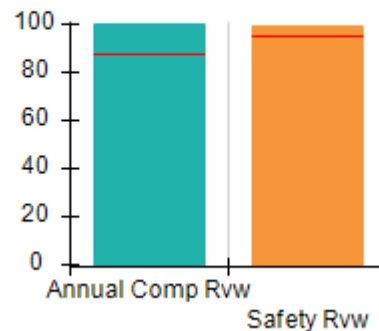
Quarterly Provider Comparisons to All CCIs

▼ — indicates average for all CCIs

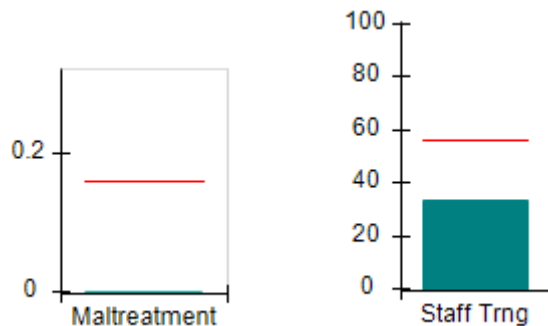
Overall Score (%)



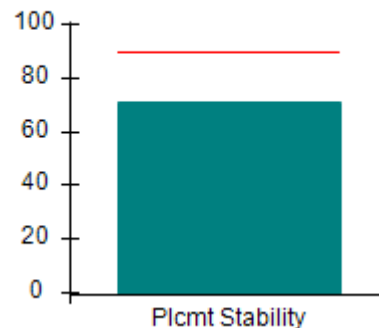
OPM Monitoring Reviews (%)



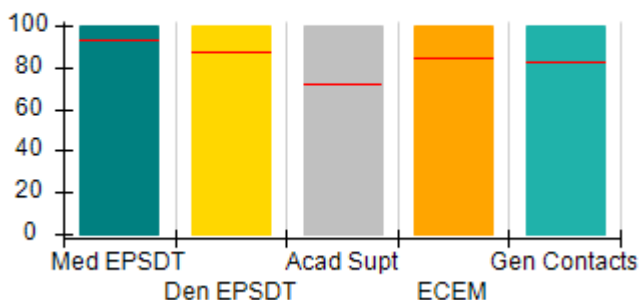
Safety Outcomes (%)



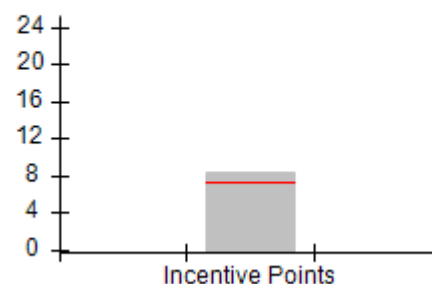
Permanency Outcomes (%)



Well-Being Outcomes (%)



Incentives Earned (Points)





DHS, DFCS, Office of Provider Management
Performance-Based Placement Measures
RBWO Provider GA+SCORECARD - CCI
Report Quarter: Q1 FY2018



Provider/Program Name: Caring and Sharing Home for Boys - (5191) - CCI				
1769 Brook Run Drive, Register, GA 30452		Quarterly Scores (Grades)		Current Quarter Score (Grade)
Phone: 912-852-7545		Q1: 97.26 (A+)	Q2: N/A	97.26% (A+)
Vendor ID# 125316		Q3: N/A	Q4: N/A	
Program Census Information:		# Children in Care During Quarter: 7	# Placements During Quarter: 7	# Children in Care On Last Day: 4
	Avg Performance All CCIs (%)	Provider Performance (%)*	Possible Points (Weight)	Provider Points Earned
OPM Monitoring Reviews				
Annual Comprehensive Reviews	88%	100%	25	25.00
Safety Reviews	95%	100%	15	14.95
Monitoring Sub-Total			40	39.95
CCI Safety Outcomes				
Incidence of Maltreatment	0.16%	No Substantiated Reports	10	10.00
Staff Training	56%	33%	10	3.30
Safety Sub-Total			20	13.30
CCI Permanency Outcomes				
Placement Stability	90%	71%	15	10.65
Permanency Sub-Total			15	10.65
CCI Well-Being Outcomes				
EPSDT Medical Visits	93%	100%	4	4.00
EPSDT Dental Visits	87%	100%	4	4.00
Academic Supports	72%	100%	3	3.00
Provider ECEM Visits	84%	100%	7	7.00
Provider General Contacts	82%	100%	7	7.00
Placements with Siblings	41%	0%	Not Scored	Not Scored
Placements within Legal County	17%	0%	Not Scored	Not Scored
Well-Being Sub-Total			25	25.00
*Performance calculation descriptions can be found in the FY 2018 RBWO PBP Measurements and Standards Guide.				

Monitoring & Outcomes: Possible Points = 100	Points Earned = 88.90
Score Before Incentives Credit	88.90%
Incentives Awarded	8.36 pts
PBP Verification	N/A pts
Total Score	97.26%



DHS, DFCS, Office of Provider Management
Performance-Based Placement Measures
RBWO Provider GA+SCORECARD - CCI
Report Quarter: Q1 FY2018



Provider/Program Name: Caring and Sharing Home for Boys - (5191) - CCI

Program Census Information:		# Children in Care During Quarter: 7	# Placements During Quarter: 7	# Children in Care On Last Day: 4
CCI Incentive Credits	Avg Performance All CCIs (Points)	Provider Performance (%)*	Possible Points (Weight)	Provider Points Earned
Early EPSDT Medical Visits		100%	2	2.00
Early EPSDT Dental Visits		100%	2	2.00
Permanency Contacts		0%	5	0.00
Additional Academic Supports		18%	2	0.36
Active Agency Accreditation		0%	4	0.00
Staff Clinical Licensure		0%	5	0.00
Behavior Management (threshold = 0)		100%	4	4.00
Incentives Total	7.35		24	8.36
Maximum total combined incentive credit allowed is 10 points.			Incentives Awarded	8.36

*Performance calculation descriptions can be found in the FY 2018 RBWO PBP Measurements and Standards Guide.

Child Protective Services Investigations and Dispositions

The following investigations data, which is not used for scoring but is considered significant to a provider's performance, is from Georgia SHINES and is not considered final or complete until the end of the fiscal year.

Total Reports:	0	
Number Screened In:	0	
Number Screened Out:	0	
Number Substantiated:	0	
Number Unsubstantiated:	0	
Number Active CPS Investigations:	0	



DHS, DFCS, Office of Provider Management
Performance-Based Placement Measures
RBWO Provider GA+SCORECARD - CCI
Report Quarter: Q1 FY2018



Provider/Program Name: Carl Malone Foundation, Inc. - Mercy's Door I (993) - CCI

2281 Dawnville Beaverdale Rd., Dalton, GA 30721

Phone: 706-270-5821

Vendor ID# 35802

Quarterly Scores (Grades)

Q1: 99.62 (A+)

Q2: N/A

Q3: N/A

Q4: N/A

Current Quarter Score (Grade)

99.62%

(A+)

Program Census Information:

Children in Care During Quarter: 12

Placements During Quarter: 12

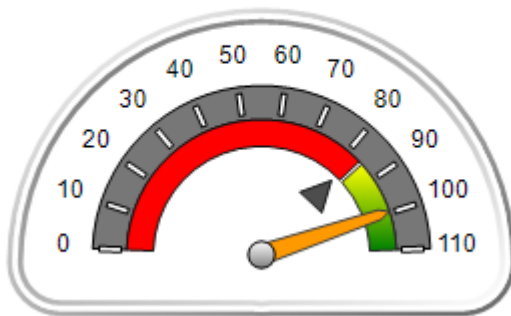
Children in Care On Last Day: 8

Quarterly Provider Comparisons to All CCIs

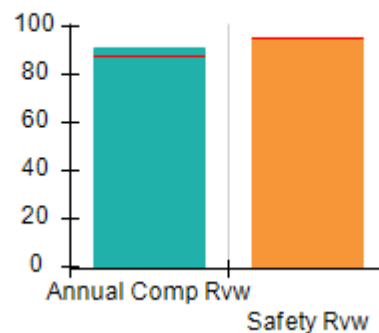


indicates average for all CCIs

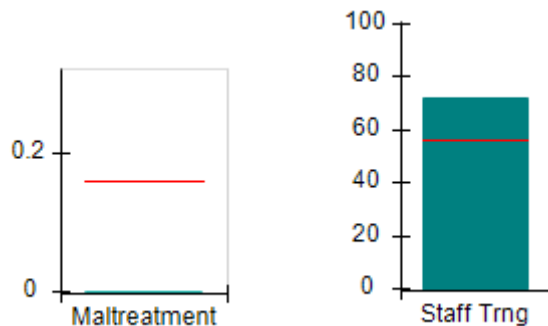
Overall Score (%)



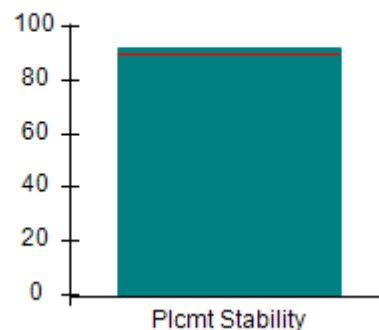
OPM Monitoring Reviews (%)



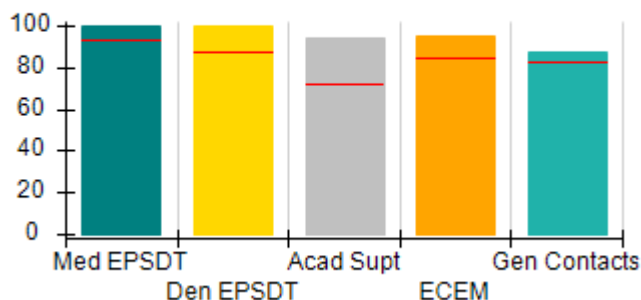
Safety Outcomes (%)



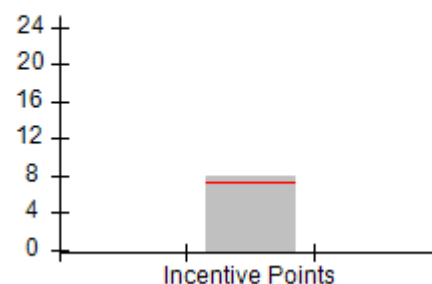
Permanency Outcomes (%)



Well-Being Outcomes (%)



Incentives Earned (Points)





DHS, DFCS, Office of Provider Management
Performance-Based Placement Measures
RBWO Provider GA+SCORECARD - CCI
Report Quarter: Q1 FY2018



Provider/Program Name: Carl Malone Foundation, Inc. - Mercy's Door I (993) - CCI				
2281 Dawnvile Beaverdale Rd., Dalton, GA 30721 Phone: 706-270-5821 Vendor ID# 35802		Quarterly Scores (Grades)		Current Quarter Score (Grade)
		Q1: 99.62 (A+)	Q2: N/A	99.62% (A+)
		Q3: N/A	Q4: N/A	
Program Census Information:		# Children in Care During Quarter: 12	# Placements During Quarter: 12	# Children in Care On Last Day: 8
	Avg Performance All CCIs (%)	Provider Performance (%)*	Possible Points (Weight)	Provider Points Earned
OPM Monitoring Reviews				
Annual Comprehensive Reviews	88%	91%	25	22.83
Safety Reviews	95%	95%	15	14.24
Monitoring Sub-Total			40	37.06
CCI Safety Outcomes				
Incidence of Maltreatment	0.16%	No Substantiated Reports	10	10.00
Staff Training	56%	72%	10	7.20
Safety Sub-Total			20	17.20
CCI Permanency Outcomes				
Placement Stability	90%	92%	15	13.80
Permanency Sub-Total			15	13.80
CCI Well-Being Outcomes				
EPSDT Medical Visits	93%	100%	4	4.00
EPSDT Dental Visits	87%	100%	4	4.00
Academic Supports	72%	94%	3	2.82
Provider ECEM Visits	84%	95%	7	6.65
Provider General Contacts	82%	87%	7	6.09
Placements with Siblings	41%	50%	Not Scored	Not Scored
Placements within Legal County	17%	0%	Not Scored	Not Scored
Well-Being Sub-Total			25	23.56
*Performance calculation descriptions can be found in the FY 2018 RBWO PBP Measurements and Standards Guide.				

Monitoring & Outcomes: Possible Points = 100	Points Earned = 91.62
Score Before Incentives Credit	91.62%
Incentives Awarded	8.00 pts
PBP Verification	N/A pts
Total Score	99.62%



DHS, DFCS, Office of Provider Management
Performance-Based Placement Measures
RBWO Provider GA+SCORECARD - CCI
Report Quarter: Q1 FY2018



Provider/Program Name: Carl Malone Foundation, Inc. - Mercy's Door I (993) - CCI

Program Census Information:		# Children in Care During Quarter: 12	# Placements During Quarter: 12	# Children in Care On Last Day: 8
CCI Incentive Credits	Avg Performance All CCIs (Points)	Provider Performance (%)*	Possible Points (Weight)	Provider Points Earned
Early EPSDT Medical Visits		100%	2	2.00
Early EPSDT Dental Visits		100%	2	2.00
Permanency Contacts		None Planned	5	
Additional Academic Supports		0%	2	0.00
Active Agency Accreditation		0%	4	0.00
Staff Clinical Licensure		0%	5	0.00
Behavior Management (threshold = 0)		100%	4	4.00
Incentives Total	7.35		24	8.00
Maximum total combined incentive credit allowed is 10 points.			Incentives Awarded	8.00

*Performance calculation descriptions can be found in the FY 2018 RBWO PBP Measurements and Standards Guide.

Child Protective Services Investigations and Dispositions

The following investigations data, which is not used for scoring but is considered significant to a provider's performance, is from Georgia SHINES and is not considered final or complete until the end of the fiscal year.

Total Reports:	1	
Number Screened In:	1	
Number Screened Out:	0	
Number Substantiated:	0	
Number Unsubstantiated:	0	
Number Active CPS Investigations:	1	



DHS, DFCS, Office of Provider Management
Performance-Based Placement Measures
RBWO Provider GA+SCORECARD - CCI
Report Quarter: Q1 FY2018



Provider/Program Name: Carl Malone Foundation, Inc. - Mercy's Door II (994) - CCI

2295 Dawnville Beaverdale Rd., Dalton, GA 30721

Phone: 706-277-0732

Vendor ID# 35801

Quarterly Scores (Grades)

Q1: 99.07 (A+)

Q2: N/A

Q3: N/A

Q4: N/A

Current Quarter Score (Grade)

99.07%

(A+)

Program Census Information:

Children in Care During Quarter: 10

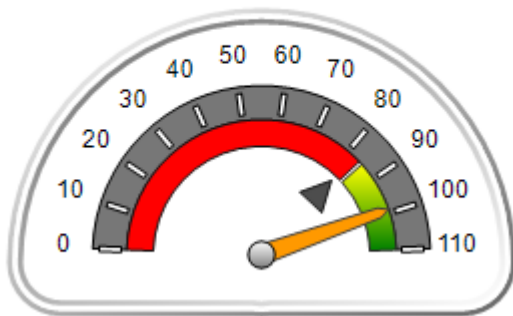
Placements During Quarter: 10

Children in Care On Last Day: 6

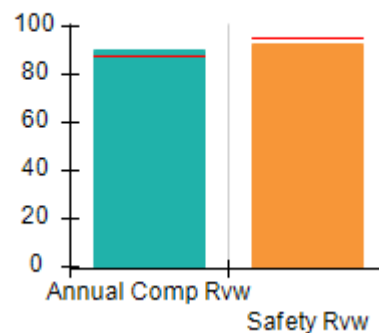
Quarterly Provider Comparisons to All CCIs

▼ indicates average for all CCIs

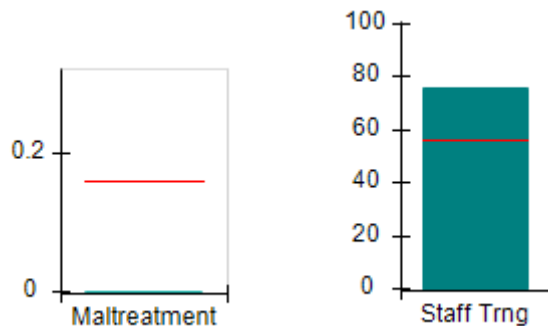
Overall Score (%)



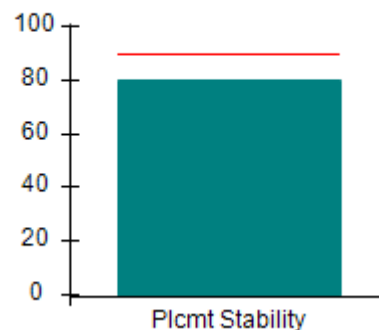
OPM Monitoring Reviews (%)



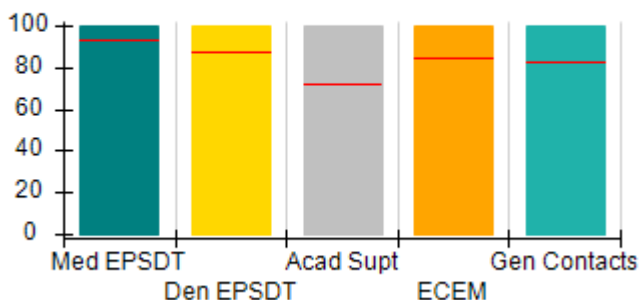
Safety Outcomes (%)



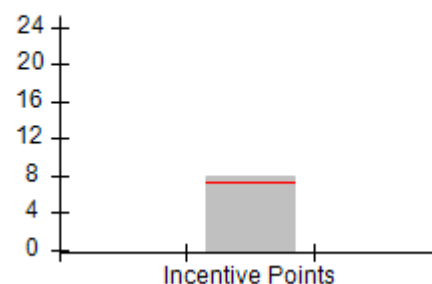
Permanency Outcomes (%)



Well-Being Outcomes (%)



Incentives Earned (Points)





DHS, DFCS, Office of Provider Management
Performance-Based Placement Measures
RBWO Provider GA+SCORECARD - CCI
Report Quarter: Q1 FY2018



Provider/Program Name: Carl Malone Foundation, Inc. - Mercy's Door II (994) - CCI				
2295 Dawnvile Beaverdale Rd., Dalton, GA 30721 Phone: 706-277-0732 Vendor ID# 35801		Quarterly Scores (Grades)		Current Quarter Score (Grade)
		Q1: 99.07 (A+)	Q2: N/A	99.07% (A+)
		Q3: N/A	Q4: N/A	
Program Census Information:		# Children in Care During Quarter: 10	# Placements During Quarter: 10	# Children in Care On Last Day: 6
	Avg Performance All CCIs (%)	Provider Performance (%)*	Possible Points (Weight)	Provider Points Earned
OPM Monitoring Reviews				
Annual Comprehensive Reviews	88%	90%	25	22.61
Safety Reviews	95%	92%	15	13.86
Monitoring Sub-Total			40	36.47
CCI Safety Outcomes				
Incidence of Maltreatment	0.16%	No Substantiated Reports	10	10.00
Staff Training	56%	76%	10	7.60
Safety Sub-Total			20	17.60
CCI Permanency Outcomes				
Placement Stability	90%	80%	15	12.00
Permanency Sub-Total			15	12.00
CCI Well-Being Outcomes				
EPSDT Medical Visits	93%	100%	4	4.00
EPSDT Dental Visits	87%	100%	4	4.00
Academic Supports	72%	100%	3	3.00
Provider ECEM Visits	84%	100%	7	7.00
Provider General Contacts	82%	100%	7	7.00
Placements with Siblings	41%	67%	Not Scored	Not Scored
Placements within Legal County	17%	50%	Not Scored	Not Scored
Well-Being Sub-Total			25	25.00
*Performance calculation descriptions can be found in the FY 2018 RBWO PBP Measurements and Standards Guide.				

Monitoring & Outcomes: Possible Points = 100	Points Earned = 91.07
Score Before Incentives Credit	91.07%
Incentives Awarded	8.00 pts
PBP Verification	N/A pts
Total Score	99.07%



DHS, DFCS, Office of Provider Management
Performance-Based Placement Measures
RBWO Provider GA+SCORECARD - CCI
Report Quarter: Q1 FY2018



Provider/Program Name: Carl Malone Foundation, Inc. - Mercy's Door II (994) - CCI

Program Census Information:		# Children in Care During Quarter: 10	# Placements During Quarter: 10	# Children in Care On Last Day: 6
CCI Incentive Credits	Avg Performance All CCIs (Points)	Provider Performance (%)*	Possible Points (Weight)	Provider Points Earned
Early EPSDT Medical Visits		100%	2	2.00
Early EPSDT Dental Visits		100%	2	2.00
Permanency Contacts		None Planned	5	
Additional Academic Supports		0%	2	0.00
Active Agency Accreditation		0%	4	0.00
Staff Clinical Licensure		0%	5	0.00
Behavior Management (threshold = 0)		100%	4	4.00
Incentives Total	7.35		24	8.00
Maximum total combined incentive credit allowed is 10 points.			Incentives Awarded	8.00

*Performance calculation descriptions can be found in the FY 2018 RBWO PBP Measurements and Standards Guide.

Child Protective Services Investigations and Dispositions

The following investigations data, which is not used for scoring but is considered significant to a provider's performance, is from Georgia SHINES and is not considered final or complete until the end of the fiscal year.

Total Reports:	0	
Number Screened In:	0	
Number Screened Out:	0	
Number Substantiated:	0	
Number Unsubstantiated:	0	
Number Active CPS Investigations:	0	



DHS, DFCS, Office of Provider Management
Performance-Based Placement Measures
RBWO Provider GA+SCORECARD - CCI
Report Quarter: Q1 FY2018



Provider/Program Name: Carl Malone Foundation, Inc. - Mercy's Door III (1041) - CCI

345 Rockman Way, Dalton, GA 30721

Phone: 706-217-6185

Vendor ID# 75482

Quarterly Scores (Grades)

Q1: 97.09 (A+)

Q2: N/A

Q3: N/A

Q4: N/A

Current Quarter Score (Grade)

97.09%

(A+)

Program Census Information:

Children in Care During
Quarter: 10

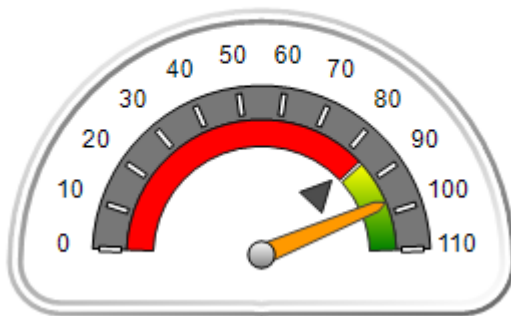
Placements During
Quarter: 10

Children in Care On Last
Day: 8

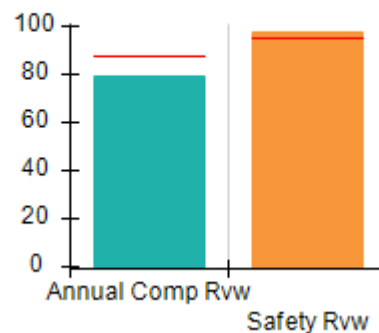
Quarterly Provider Comparisons to All CCIs

▼ indicates average for all CCIs

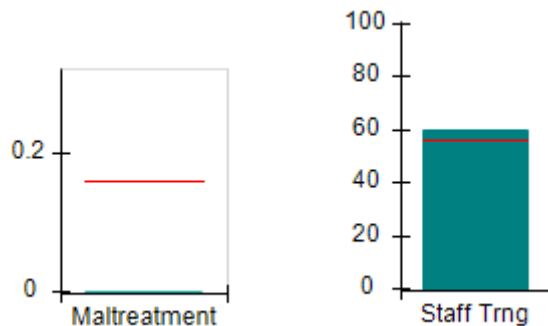
Overall Score (%)



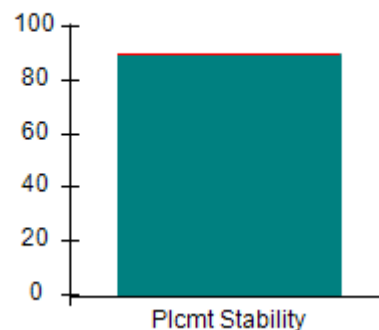
OPM Monitoring Reviews (%)



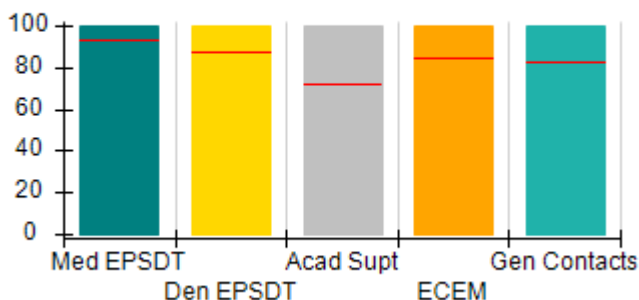
Safety Outcomes (%)



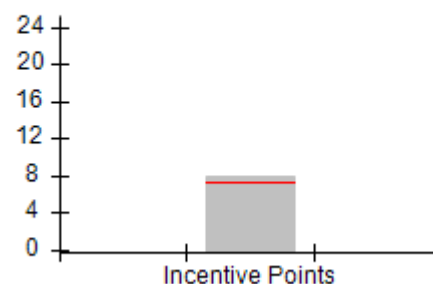
Permanency Outcomes (%)



Well-Being Outcomes (%)



Incentives Earned (Points)





DHS, DFCS, Office of Provider Management
Performance-Based Placement Measures
RBWO Provider GA+SCORECARD - CCI
Report Quarter: Q1 FY2018



Provider/Program Name: Carl Malone Foundation, Inc. - Mercy's Door III (1041) - CCI				
345 Rockman Way, Dalton, GA 30721 Phone: 706-217-6185 Vendor ID# 75482		Quarterly Scores (Grades)		Current Quarter Score (Grade)
		Q1: 97.09 (A+)	Q2: N/A	97.09% (A+)
		Q3: N/A	Q4: N/A	
Program Census Information:		# Children in Care During Quarter: 10	# Placements During Quarter: 10	# Children in Care On Last Day: 8
	Avg Performance All CCIs (%)	Provider Performance (%)*	Possible Points (Weight)	Provider Points Earned
OPM Monitoring Reviews				
Annual Comprehensive Reviews	88%	80%	25	19.92
Safety Reviews	95%	98%	15	14.67
Monitoring Sub-Total			40	34.59
CCI Safety Outcomes				
Incidence of Maltreatment	0.16%	No Substantiated Reports	10	10.00
Staff Training	56%	60%	10	6.00
Safety Sub-Total			20	16.00
CCI Permanency Outcomes				
Placement Stability	90%	90%	15	13.50
Permanency Sub-Total			15	13.50
CCI Well-Being Outcomes				
EPSDT Medical Visits	93%	100%	4	4.00
EPSDT Dental Visits	87%	100%	4	4.00
Academic Supports	72%	100%	3	3.00
Provider ECEM Visits	84%	100%	7	7.00
Provider General Contacts	82%	100%	7	7.00
Placements with Siblings	41%	100%	Not Scored	Not Scored
Placements within Legal County	17%	33%	Not Scored	Not Scored
Well-Being Sub-Total			25	25.00
*Performance calculation descriptions can be found in the FY 2018 RBWO PBP Measurements and Standards Guide.				

Monitoring & Outcomes: Possible Points = 100	Points Earned = 89.09
Score Before Incentives Credit	89.09%
Incentives Awarded	8.00 pts
PBP Verification	N/A pts
Total Score	97.09%



DHS, DFCS, Office of Provider Management
Performance-Based Placement Measures
RBWO Provider GA+SCORECARD - CCI
Report Quarter: Q1 FY2018



Provider/Program Name: Carl Malone Foundation, Inc. - Mercy's Door III (1041) - CCI

Program Census Information:		# Children in Care During Quarter: 10	# Placements During Quarter: 10	# Children in Care On Last Day: 8
CCI Incentive Credits	Avg Performance All CCIs (Points)	Provider Performance (%)*	Possible Points (Weight)	Provider Points Earned
Early EPSDT Medical Visits		100%	2	2.00
Early EPSDT Dental Visits		100%	2	2.00
Permanency Contacts		None Planned	5	
Additional Academic Supports		0%	2	0.00
Active Agency Accreditation		0%	4	0.00
Staff Clinical Licensure		0%	5	0.00
Behavior Management (threshold = 0)		100%	4	4.00
Incentives Total	7.35		24	8.00
Maximum total combined incentive credit allowed is 10 points.			Incentives Awarded	8.00

*Performance calculation descriptions can be found in the FY 2018 RBWO PBP Measurements and Standards Guide.

Child Protective Services Investigations and Dispositions

The following investigations data, which is not used for scoring but is considered significant to a provider's performance, is from Georgia SHINES and is not considered final or complete until the end of the fiscal year.

Total Reports:	1	
Number Screened In:	1	
Number Screened Out:	0	
Number Substantiated:	0	
Number Unsubstantiated:	0	
Number Active CPS Investigations:	1	



DHS, DFCS, Office of Provider Management
Performance-Based Placement Measures
RBWO Provider GA+SCORECARD - CCI
Report Quarter: Q1 FY2018



Provider/Program Name: Carrie Steele-Pitts Home, Inc. - (577) - CCI

667 Fairburn Rd., NW, Atlanta, GA 30331

Phone: 404-691-5187

Vendor ID# 35258

Quarterly Scores (Grades)

Q1: 97.85 (A+)

Q2: N/A

Q3: N/A

Q4: N/A

Current Quarter Score (Grade)

97.85%

(A+)

Program Census Information:

Children in Care During
Quarter: 22

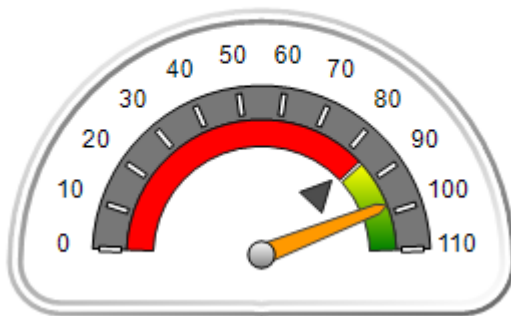
Placements During
Quarter: 22

Children in Care On Last
Day: 15

Quarterly Provider Comparisons to All CCIs

▼ indicates average for all CCIs

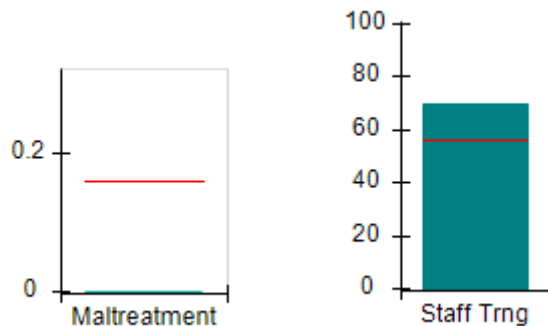
Overall Score (%)



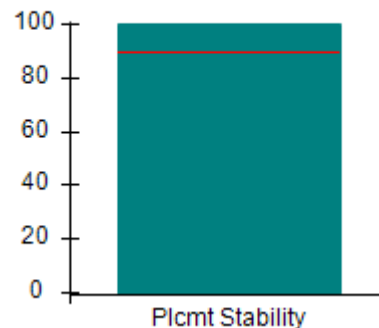
OPM Monitoring Reviews (%)



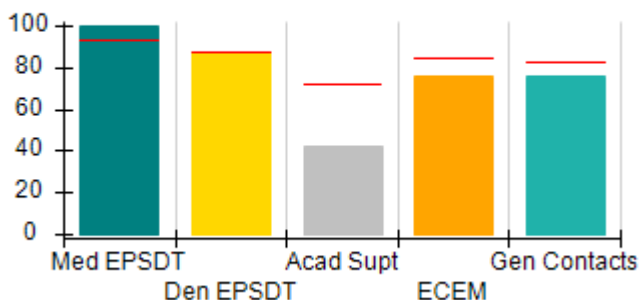
Safety Outcomes (%)



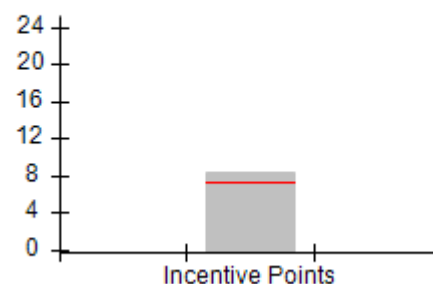
Permanency Outcomes (%)



Well-Being Outcomes (%)



Incentives Earned (Points)





DHS, DFCS, Office of Provider Management
Performance-Based Placement Measures
RBWO Provider GA+SCORECARD - CCI
Report Quarter: Q1 FY2018



Provider/Program Name: Carrie Steele-Pitts Home, Inc. - (577) - CCI				
667 Fairburn Rd., NW, Atlanta, GA 30331		Quarterly Scores (Grades)		Current Quarter Score (Grade)
Phone: 404-691-5187		Q1: 97.85 (A+)	Q2: N/A	97.85% (A+)
Vendor ID# 35258		Q3: N/A	Q4: N/A	
Program Census Information:		# Children in Care During Quarter: 22	# Placements During Quarter: 22	# Children in Care On Last Day: 15
	Avg Performance All CCIs (%)	Provider Performance (%)*	Possible Points (Weight)	Provider Points Earned
OPM Monitoring Reviews				
Annual Comprehensive Reviews	88%	93%	25	23.23
Safety Reviews	95%	99%	15	14.87
Monitoring Sub-Total			40	38.11
CCI Safety Outcomes				
Incidence of Maltreatment	0.16%	No Substantiated Reports	10	10.00
Staff Training	56%	70%	10	7.00
Safety Sub-Total			20	17.00
CCI Permanency Outcomes				
Placement Stability	90%	100%	15	15.00
Permanency Sub-Total			15	15.00
CCI Well-Being Outcomes				
EPSDT Medical Visits	93%	100%	4	4.00
EPSDT Dental Visits	87%	87%	4	3.48
Academic Supports	72%	42%	3	1.26
Provider ECEM Visits	84%	76%	7	5.32
Provider General Contacts	82%	76%	7	5.32
Placements with Siblings	41%	96%	Not Scored	Not Scored
Placements within Legal County	17%	0%	Not Scored	Not Scored
Well-Being Sub-Total			25	19.38
*Performance calculation descriptions can be found in the FY 2018 RBWO PBP Measurements and Standards Guide.				

Monitoring & Outcomes: Possible Points = 100	Points Earned = 89.49
Score Before Incentives Credit	89.49%
Incentives Awarded	8.36 pts
PBP Verification	N/A pts
Total Score	97.85%



DHS, DFCS, Office of Provider Management
Performance-Based Placement Measures
RBWO Provider GA+SCORECARD - CCI
Report Quarter: Q1 FY2018



Provider/Program Name: Carrie Steele-Pitts Home, Inc. - (577) - CCI

Program Census Information:		# Children in Care During Quarter: 22	# Placements During Quarter: 22	# Children in Care On Last Day: 15
CCI Incentive Credits	Avg Performance All CCIs (Points)	Provider Performance (%)*	Possible Points (Weight)	Provider Points Earned
Early EPSDT Medical Visits		100%	2	2.00
Early EPSDT Dental Visits		90%	2	1.80
Permanency Contacts		0%	5	0.00
Additional Academic Supports		3%	2	0.06
Active Agency Accreditation		0%	4	0.00
Staff Clinical Licensure		10%	5	0.50
Behavior Management (threshold = 0)		100%	4	4.00
Incentives Total	7.35		24	8.36
Maximum total combined incentive credit allowed is 10 points.			Incentives Awarded	8.36

*Performance calculation descriptions can be found in the FY 2018 RBWO PBP Measurements and Standards Guide.

Child Protective Services Investigations and Dispositions

The following investigations data, which is not used for scoring but is considered significant to a provider's performance, is from Georgia SHINES and is not considered final or complete until the end of the fiscal year.

Total Reports:	0	
Number Screened In:	0	
Number Screened Out:	0	
Number Substantiated:	0	
Number Unsubstantiated:	0	
Number Active CPS Investigations:	0	



DHS, DFCS, Office of Provider Management

Performance-Based Placement Measures

RBWO Provider GA+SCORECARD - CCI

Report Quarter: Q1 FY2018



Provider/Program Name: Cedar Tree Family & Children Services - (5276) - CCI

5122 Kennedy Drive, Columbus, GA 31906

Phone: 706-442-5929

Vendor ID# 148608

Quarterly Scores (Grades)

Q1: 86.40 (B)

Q2: N/A

Q3: N/A

Q4: N/A

Current Quarter Score (Grade)

86.40%

(B)

Program Census Information:

Children in Care During Quarter: 6

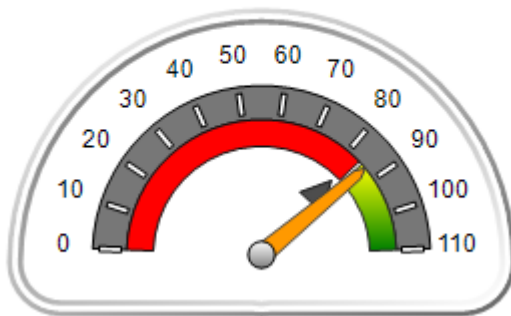
Placements During Quarter: 6

Children in Care On Last Day: 6

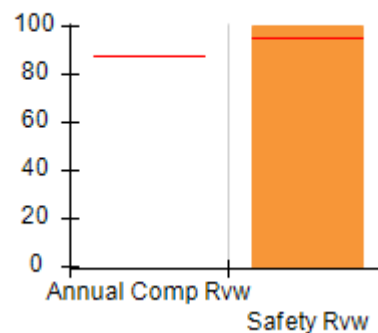
Quarterly Provider Comparisons to All CCIs

▼ indicates average for all CCIs

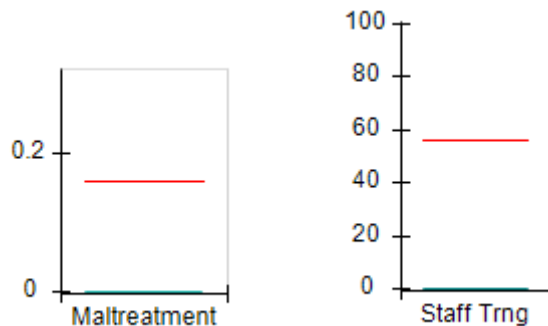
Overall Score (%)



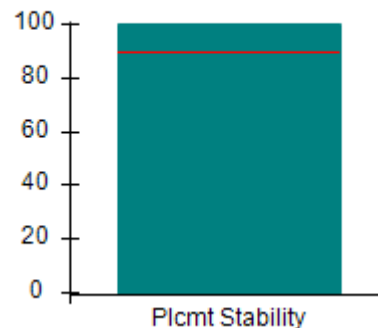
OPM Monitoring Reviews (%)



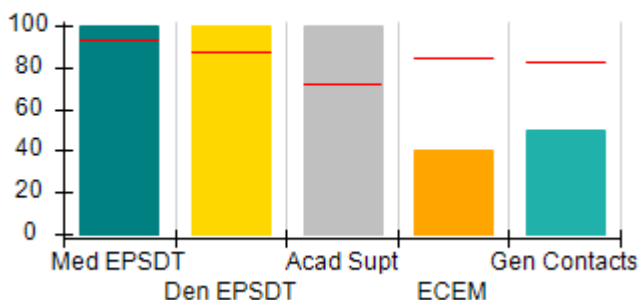
Safety Outcomes (%)



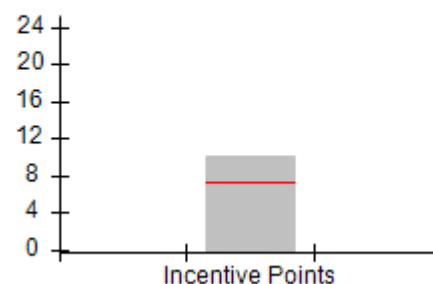
Permanency Outcomes (%)



Well-Being Outcomes (%)



Incentives Earned (Points)





DHS, DFCS, Office of Provider Management
Performance-Based Placement Measures
RBWO Provider GA+SCORECARD - CCI
Report Quarter: Q1 FY2018



Provider/Program Name: Cedar Tree Family & Children Services - (5276) - CCI				
5122 Kennedy Drive, Columbus, GA 31906 Phone: 706-442-5929 Vendor ID# 148608		Quarterly Scores (Grades)		Current Quarter Score (Grade)
		Q1: 86.40 (B)	Q2: N/A	86.40% (B)
		Q3: N/A	Q4: N/A	
Program Census Information:		# Children in Care During Quarter: 6	# Placements During Quarter: 6	# Children in Care On Last Day: 6
	Avg Performance All CCIs (%)	Provider Performance (%)*	Possible Points (Weight)	Provider Points Earned
OPM Monitoring Reviews				
Annual Comprehensive Reviews	88%	Not Yet Conducted		
Safety Reviews	95%	100%	15	15.00
Monitoring Sub-Total			15	15.00
CCI Safety Outcomes				
Incidence of Maltreatment	0.16%	No Substantiated Reports	10	10.00
Staff Training	56%	0%	10	0.00
Safety Sub-Total			20	10.00
CCI Permanency Outcomes				
Placement Stability	90%	100%	15	15.00
Permanency Sub-Total			15	15.00
CCI Well-Being Outcomes				
EPSDT Medical Visits	93%	100%	4	4.00
EPSDT Dental Visits	87%	100%	4	4.00
Academic Supports	72%	100%	3	3.00
Provider ECEM Visits	84%	40%	7	2.80
Provider General Contacts	82%	50%	7	3.50
Placements with Siblings	41%	100%	Not Scored	Not Scored
Placements within Legal County	17%	17%	Not Scored	Not Scored
Well-Being Sub-Total			25	17.30
*Performance calculation descriptions can be found in the FY 2018 RBWO PBP Measurements and Standards Guide.				

Monitoring & Outcomes: Possible Points = 75		Points Earned = 57.30	
Score Before Incentives Credit			76.40%
Incentives Awarded			10.00 pts
PBP Verification			N/A pts
Total Score			86.40%



DHS, DFCS, Office of Provider Management
Performance-Based Placement Measures
RBWO Provider GA+SCORECARD - CCI
Report Quarter: Q1 FY2018



Provider/Program Name: Cedar Tree Family & Children Services - (5276) - CCI

Program Census Information:		# Children in Care During Quarter: 6	# Placements During Quarter: 6	# Children in Care On Last Day: 6
CCI Incentive Credits	Avg Performance All CCIs (Points)	Provider Performance (%)*	Possible Points (Weight)	Provider Points Earned
Early EPSDT Medical Visits		100%	2	2.00
Early EPSDT Dental Visits		100%	2	2.00
Permanency Contacts		None Planned	5	
Additional Academic Supports		100%	2	2.00
Active Agency Accreditation		0%	4	0.00
Staff Clinical Licensure		0%	5	0.00
Behavior Management (threshold = 0)		100%	4	4.00
Incentives Total	7.35		24	10.00
Maximum total combined incentive credit allowed is 10 points.			Incentives Awarded	10.00

*Performance calculation descriptions can be found in the FY 2018 RBWO PBP Measurements and Standards Guide.

Child Protective Services Investigations and Dispositions

The following investigations data, which is not used for scoring but is considered significant to a provider's performance, is from Georgia SHINES and is not considered final or complete until the end of the fiscal year.

Total Reports:	0	
Number Screened In:	0	
Number Screened Out:	0	
Number Substantiated:	0	
Number Unsubstantiated:	0	
Number Active CPS Investigations:	0	



DHS, DFCS, Office of Provider Management
Performance-Based Placement Measures
RBWO Provider GA+SCORECARD - CCI



Report Quarter: Q1 FY2018

Provider/Program Name: Center for Children and Young Adults, The - Another Chance (578) - CCI

2221 Austell Rd., Marietta, GA 30008

Phone: 770-485-1625

Vendor ID# 35264

Quarterly Scores (Grades)

Current Quarter Score
(Grade)

Q1: 91.10 (A-)

Q2: N/A

91.10%

Q3: N/A

Q4: N/A

(A-)

Program Census Information:

Children in Care During
Quarter: 11

Placements During
Quarter: 11

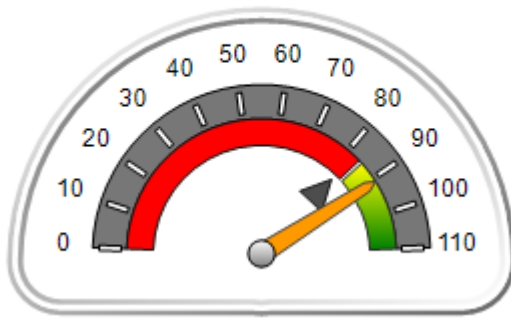
Children in Care On Last
Day: 9

Quarterly Provider Comparisons to All CCIs

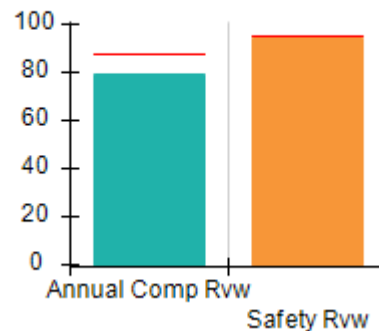


indicates average for all CCIs

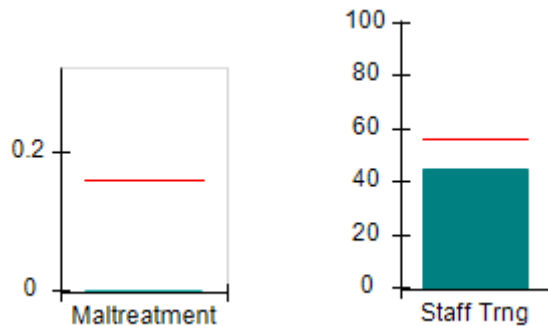
Overall Score (%)



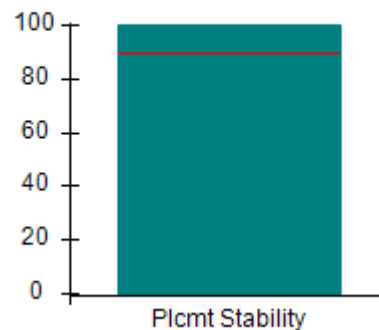
OPM Monitoring Reviews (%)



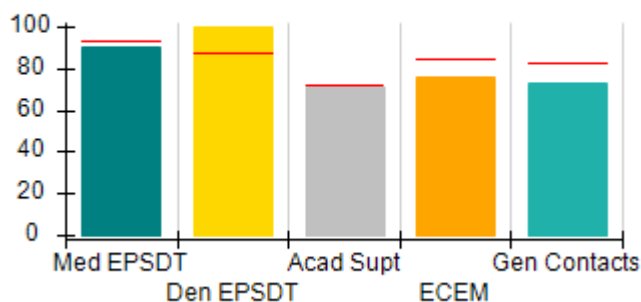
Safety Outcomes (%)



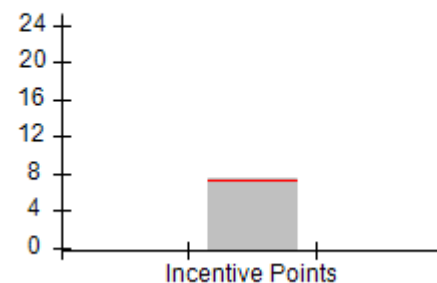
Permanency Outcomes (%)



Well-Being Outcomes (%)



Incentives Earned (Points)





Performance-Based Placement Measures

RBWO Provider GA+SCORECARD - CCI

Report Quarter: Q1 FY2018

Provider/Program Name: Center for Children and Young Adults, The - Another Chance (578) - CCI

2221 Austell Rd., Marietta, GA 30008 Phone: 770-485-1625 Vendor ID# 35264		Quarterly Scores (Grades)		Current Quarter Score (Grade)
		Q1: 91.10 (A-)	Q2: N/A	91.10% (A-)
		Q3: N/A	Q4: N/A	
Program Census Information:		# Children in Care During Quarter: 11	# Placements During Quarter: 11	# Children in Care On Last Day: 9
	Avg Performance All CCIs (%)	Provider Performance (%)*	Possible Points (Weight)	Provider Points Earned
OPM Monitoring Reviews				
Annual Comprehensive Reviews	88%	79%	25	19.74
Safety Reviews	95%	95%	15	14.20
Monitoring Sub-Total			40	33.94
CCI Safety Outcomes				
Incidence of Maltreatment	0.16%	No Substantiated Reports	10	10.00
Staff Training	56%	45%	10	4.50
Safety Sub-Total			20	14.50
CCI Permanency Outcomes				
Placement Stability	90%	100%	15	15.00
Permanency Sub-Total			15	15.00
CCI Well-Being Outcomes				
EPSDT Medical Visits	93%	90%	4	3.60
EPSDT Dental Visits	87%	100%	4	4.00
Academic Supports	72%	71%	3	2.13
Provider ECEM Visits	84%	76%	7	5.32
Provider General Contacts	82%	73%	7	5.11
Placements with Siblings	41%	67%	Not Scored	Not Scored
Placements within Legal County	17%	33%	Not Scored	Not Scored
Well-Being Sub-Total			25	20.16
*Performance calculation descriptions can be found in the FY 2018 RBWO PBP Measurements and Standards Guide.				

Monitoring & Outcomes: Possible Points = 100		Points Earned = 83.60	
Score Before Incentives Credit			83.60%
Incentives Awarded			7.50 pts
PBP Verification			N/A pts
Total Score			91.10%



DHS, DFCS, Office of Provider Management
Performance-Based Placement Measures
RBWO Provider GA+SCORECARD - CCI



Report Quarter: Q1 FY2018

Provider/Program Name: Center for Children and Young Adults, The - Another Chance (578) - CCI

Program Census Information:		# Children in Care During Quarter: 11	# Placements During Quarter: 11	# Children in Care On Last Day: 9
CCI Incentive Credits	Avg Performance All CCIs (Points)	Provider Performance (%)*	Possible Points (Weight)	Provider Points Earned
Early EPSDT Medical Visits		75%	2	1.50
Early EPSDT Dental Visits		100%	2	2.00
Permanency Contacts		0%	5	0.00
Additional Academic Supports		0%	2	0.00
Active Agency Accreditation		0%	4	0.00
Staff Clinical Licensure		0%	5	0.00
Behavior Management (threshold = 0)		100%	4	4.00
Incentives Total	7.35		24	7.50
Maximum total combined incentive credit allowed is 10 points.			Incentives Awarded	7.50

*Performance calculation descriptions can be found in the FY 2018 RBWO PBP Measurements and Standards Guide.

Child Protective Services Investigations and Dispositions

The following investigations data, which is not used for scoring but is considered significant to a provider's performance, is from Georgia SHINES and is not considered final or complete until the end of the fiscal year.

Total Reports:	1
Number Screened In:	1
Number Screened Out:	0
Number Substantiated:	0
Number Unsubstantiated:	0
Number Active CPS Investigations:	1



DHS, DFCS, Office of Provider Management
Performance-Based Placement Measures
RBWO Provider GA+SCORECARD - CCI



Report Quarter: Q1 FY2018

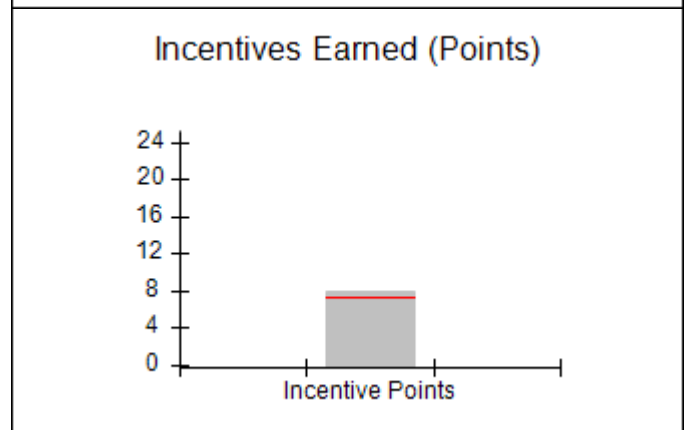
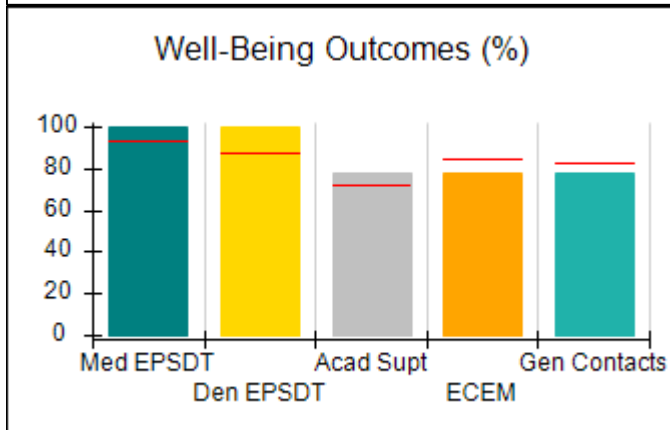
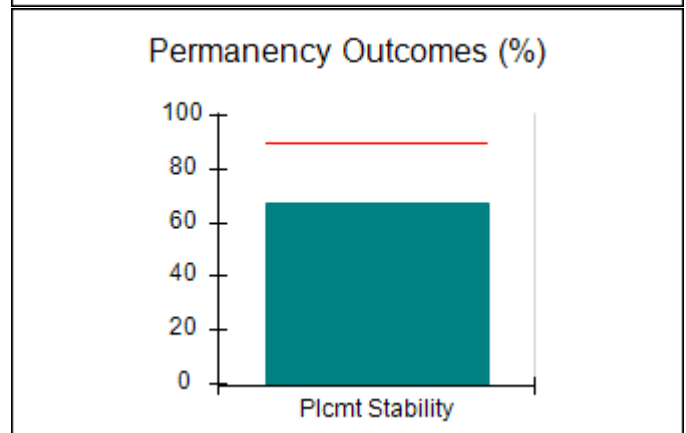
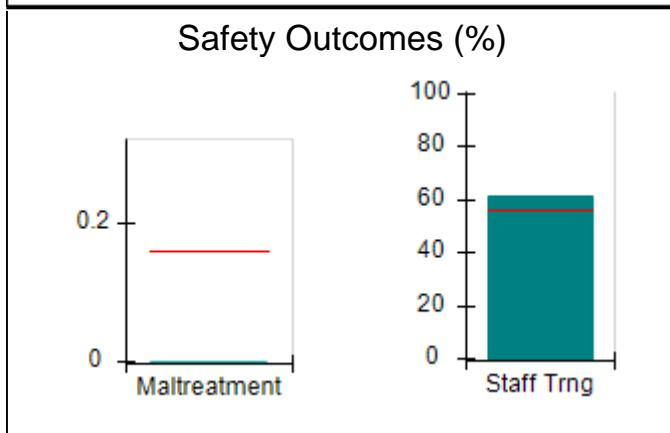
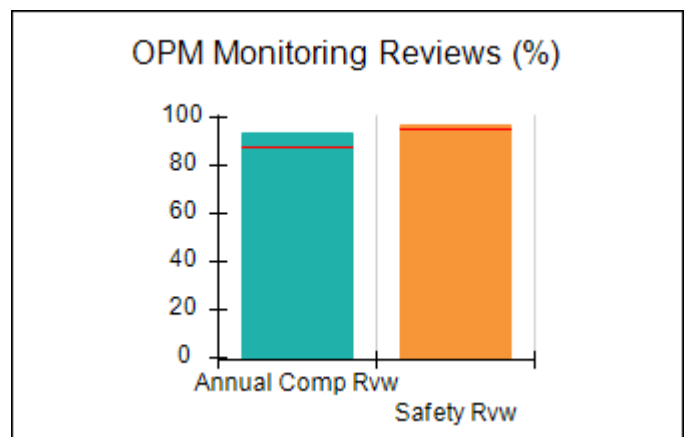
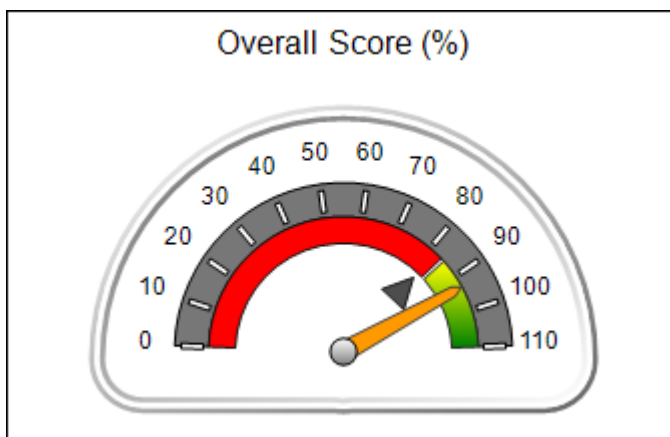
Provider/Program Name: Center for Children and Young Adults, The - Open Gate (579) - CCI

2221 Austell Rd., Marietta, GA 30008 Phone: 770-485-1630 Vendor ID# 35262	Quarterly Scores (Grades)		Current Quarter Score (Grade)
	Q1: 93.35 (A-)	Q2: N/A	93.35% (A-)
	Q3: N/A	Q4: N/A	

Program Census Information:	# Children in Care During Quarter: 15	# Placements During Quarter: 15	# Children in Care On Last Day: 7
-----------------------------	---------------------------------------	---------------------------------	-----------------------------------

Quarterly Provider Comparisons to All CCIs

▼ — indicates average for all CCIs





Performance-Based Placement Measures

RBWO Provider GA+SCORECARD - CCI

Report Quarter: Q1 FY2018

Provider/Program Name: Center for Children and Young Adults, The - Open Gate (579) - CCI				
2221 Austell Rd., Marietta, GA 30008 Phone: 770-485-1630 Vendor ID# 35262		Quarterly Scores (Grades)		Current Quarter Score (Grade)
		Q1: 93.35 (A-)	Q2: N/A	93.35% (A-)
		Q3: N/A	Q4: N/A	
Program Census Information:		# Children in Care During Quarter: 15	# Placements During Quarter: 15	# Children in Care On Last Day: 7
	Avg Performance All CCIs (%)	Provider Performance (%)*	Possible Points (Weight)	Provider Points Earned
OPM Monitoring Reviews				
Annual Comprehensive Reviews	88%	94%	25	23.43
Safety Reviews	95%	97%	15	14.51
Monitoring Sub-Total			40	37.94
CCI Safety Outcomes				
Incidence of Maltreatment	0.16%	No Substantiated Reports	10	10.00
Staff Training	56%	61%	10	6.10
Safety Sub-Total			20	16.10
CCI Permanency Outcomes				
Placement Stability	90%	67%	15	10.05
Permanency Sub-Total			15	10.05
CCI Well-Being Outcomes				
EPSDT Medical Visits	93%	100%	4	4.00
EPSDT Dental Visits	87%	100%	4	4.00
Academic Supports	72%	78%	3	2.34
Provider ECEM Visits	84%	78%	7	5.46
Provider General Contacts	82%	78%	7	5.46
Placements with Siblings	41%	38%	Not Scored	Not Scored
Placements within Legal County	17%	88%	Not Scored	Not Scored
Well-Being Sub-Total			25	21.26
*Performance calculation descriptions can be found in the FY 2018 RBWO PBP Measurements and Standards Guide.				

Monitoring & Outcomes: Possible Points = 100		Points Earned = 85.35	
Score Before Incentives Credit			85.35%
Incentives Awarded			8.00 pts
PBP Verification			N/A pts
Total Score			93.35%



DHS, DFCS, Office of Provider Management
Performance-Based Placement Measures
RBWO Provider GA+SCORECARD - CCI
Report Quarter: Q1 FY2018



Provider/Program Name: Center for Children and Young Adults, The - Open Gate (579) - CCI

Program Census Information:		# Children in Care During Quarter: 15	# Placements During Quarter: 15	# Children in Care On Last Day: 7
CCI Incentive Credits	Avg Performance All CCIs (Points)	Provider Performance (%)*	Possible Points (Weight)	Provider Points Earned
Early EPSDT Medical Visits		100%	2	2.00
Early EPSDT Dental Visits		100%	2	2.00
Permanency Contacts		0%	5	0.00
Additional Academic Supports		0%	2	0.00
Active Agency Accreditation		0%	4	0.00
Staff Clinical Licensure		0%	5	0.00
Behavior Management (threshold = 0)		100%	4	4.00
Incentives Total	7.35		24	8.00
Maximum total combined incentive credit allowed is 10 points.			Incentives Awarded	8.00

*Performance calculation descriptions can be found in the FY 2018 RBWO PBP Measurements and Standards Guide.

Child Protective Services Investigations and Dispositions

The following investigations data, which is not used for scoring but is considered significant to a provider's performance, is from Georgia SHINES and is not considered final or complete until the end of the fiscal year.

Total Reports:	0
Number Screened In:	0
Number Screened Out:	0
Number Substantiated:	0
Number Unsubstantiated:	1
Number Active CPS Investigations:	-1



DHS, DFCS, Office of Provider Management
Performance-Based Placement Measures
RBWO Provider GA+SCORECARD - CCI
Report Quarter: Q1 FY2018



Provider/Program Name: Changing Lives S&P Inc. - (5245) - CCI

974 Sistrunk Ct., Columbus, GA 31907

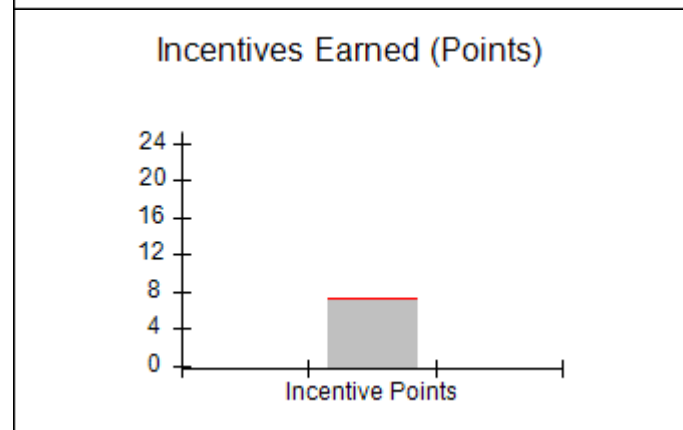
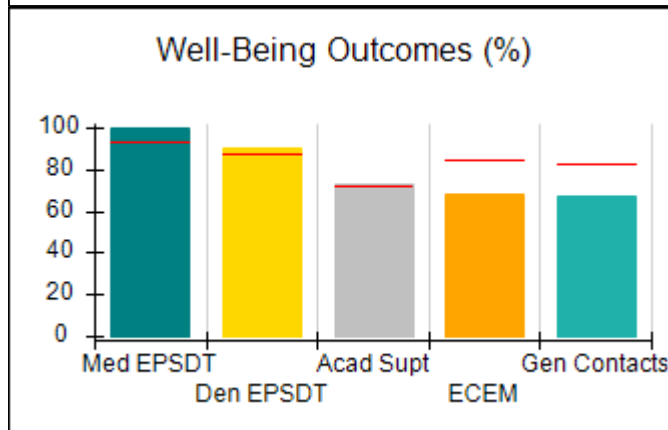
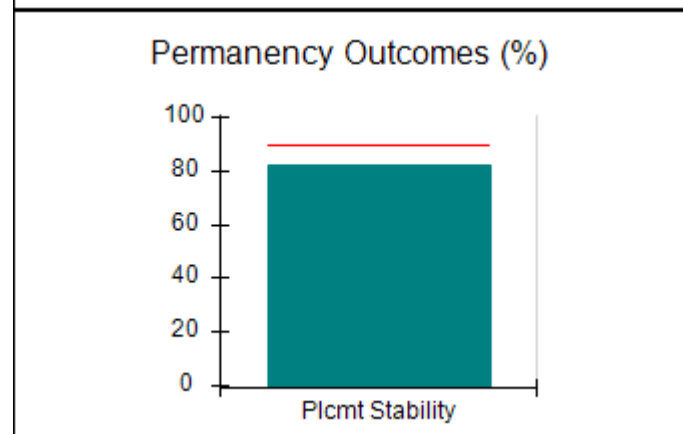
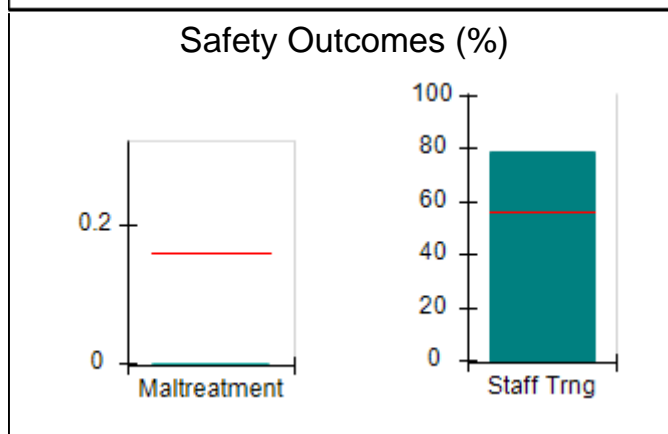
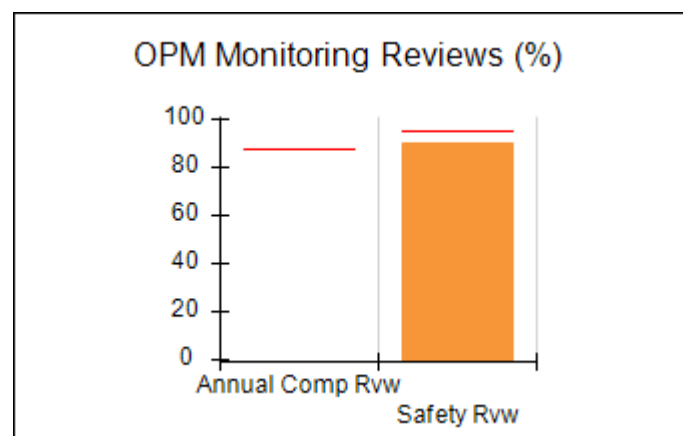
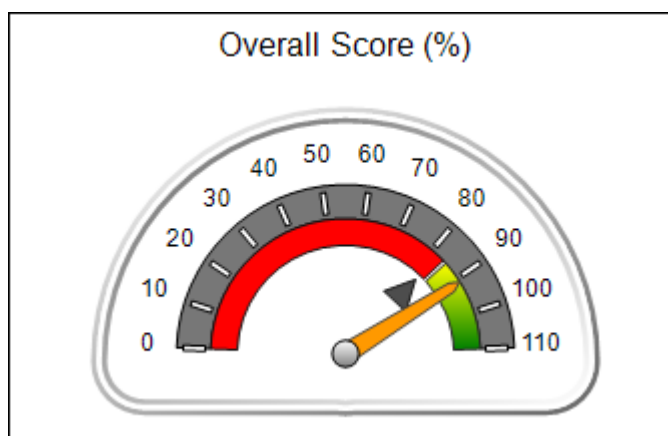
Phone: 706-221-7516

Vendor ID# 144141

Quarterly Scores (Grades)		Current Quarter Score (Grade)
Q1: 91.26 (A-)	Q2: N/A	91.26% (A-)
Q3: N/A	Q4: N/A	
Program Census Information:		# Children in Care During Quarter: 11
		# Placements During Quarter: 11
		# Children in Care On Last Day: 7

Quarterly Provider Comparisons to All CCIs

▼ — indicates average for all CCIs





DHS, DFCS, Office of Provider Management
Performance-Based Placement Measures
RBWO Provider GA+SCORECARD - CCI
Report Quarter: Q1 FY2018



Provider/Program Name: Changing Lives S&P Inc. - (5245) - CCI				
974 Sistrunk Ct., Columbus, GA 31907		Quarterly Scores (Grades)		Current Quarter Score (Grade)
Phone: 706-221-7516		Q1: 91.26 (A-)	Q2: N/A	91.26% (A-)
Vendor ID# 144141		Q3: N/A	Q4: N/A	
Program Census Information:		# Children in Care During Quarter: 11	# Placements During Quarter: 11	# Children in Care On Last Day: 7
	Avg Performance All CCIs (%)	Provider Performance (%)*	Possible Points (Weight)	Provider Points Earned
OPM Monitoring Reviews				
Annual Comprehensive Reviews	88%	Not Yet Conducted		
Safety Reviews	95%	90%	15	13.50
Monitoring Sub-Total			15	13.50
CCI Safety Outcomes				
Incidence of Maltreatment	0.16%	No Substantiated Reports	10	10.00
Staff Training	56%	79%	10	7.90
Safety Sub-Total			20	17.90
CCI Permanency Outcomes				
Placement Stability	90%	82%	15	12.30
Permanency Sub-Total			15	12.30
CCI Well-Being Outcomes				
EPSDT Medical Visits	93%	100%	4	4.00
EPSDT Dental Visits	87%	90%	4	3.60
Academic Supports	72%	73%	3	2.19
Provider ECEM Visits	84%	68%	7	4.76
Provider General Contacts	82%	67%	7	4.69
Placements with Siblings	41%	0%	Not Scored	Not Scored
Placements within Legal County	17%	0%	Not Scored	Not Scored
Well-Being Sub-Total			25	19.24
*Performance calculation descriptions can be found in the FY 2018 RBWO PBP Measurements and Standards Guide.				

Monitoring & Outcomes: Possible Points = 75	Points Earned = 62.94
Score Before Incentives Credit	83.92%
Incentives Awarded	7.34 pts
PBP Verification	N/A pts
Total Score	91.26%



DHS, DFCS, Office of Provider Management
Performance-Based Placement Measures
RBWO Provider GA+SCORECARD - CCI
Report Quarter: Q1 FY2018



Provider/Program Name: Changing Lives S&P Inc. - (5245) - CCI

Program Census Information:		# Children in Care During Quarter: 11	# Placements During Quarter: 11	# Children in Care On Last Day: 7
CCI Incentive Credits	Avg Performance All CCIs (Points)	Provider Performance (%)*	Possible Points (Weight)	Provider Points Earned
Early EPSDT Medical Visits		100%	2	2.00
Early EPSDT Dental Visits		67%	2	1.34
Permanency Contacts		None Planned	5	
Additional Academic Supports		0%	2	0.00
Active Agency Accreditation		0%	4	0.00
Staff Clinical Licensure		0%	5	0.00
Behavior Management (threshold = 0)		100%	4	4.00
Incentives Total	7.35		24	7.34
Maximum total combined incentive credit allowed is 10 points.			Incentives Awarded	7.34

*Performance calculation descriptions can be found in the FY 2018 RBWO PBP Measurements and Standards Guide.

Child Protective Services Investigations and Dispositions

The following investigations data, which is not used for scoring but is considered significant to a provider's performance, is from Georgia SHINES and is not considered final or complete until the end of the fiscal year.

Total Reports:	2	
Number Screened In:	0	
Number Screened Out:	2	
Number Substantiated:	0	
Number Unsubstantiated:	0	
Number Active CPS Investigations:	0	



DHS, DFCS, Office of Provider Management
Performance-Based Placement Measures
RBWO Provider GA+SCORECARD - CCI
Report Quarter: Q1 FY2018



Provider/Program Name: Chestnut Manor - (581) - CCI

8673 Chestnut Ln., Lithia Springs, GA 30122

Phone: 770-920-9369

Vendor ID# 35269

Quarterly Scores (Grades)

Q1: 101.33 (A+)

Q2: N/A

Q3: N/A

Q4: N/A

Current Quarter Score (Grade)

101.33%

(A+)

Program Census Information:

Children in Care During Quarter: 10

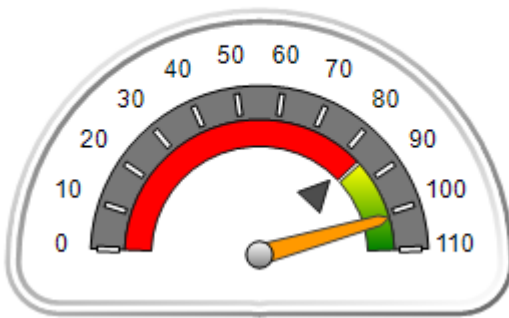
Placements During Quarter: 10

Children in Care On Last Day: 5

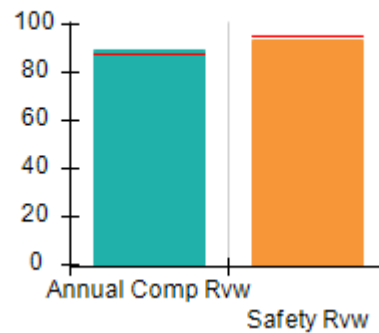
Quarterly Provider Comparisons to All CCIs

▼ — indicates average for all CCIs

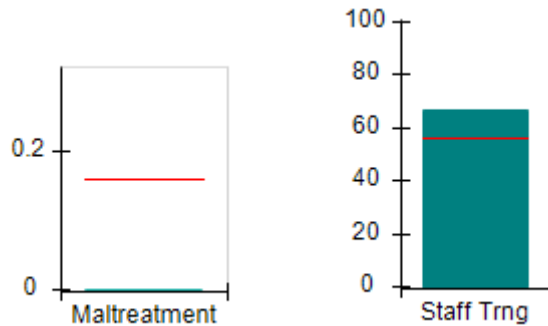
Overall Score (%)



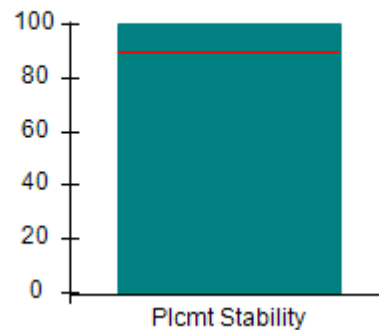
OPM Monitoring Reviews (%)



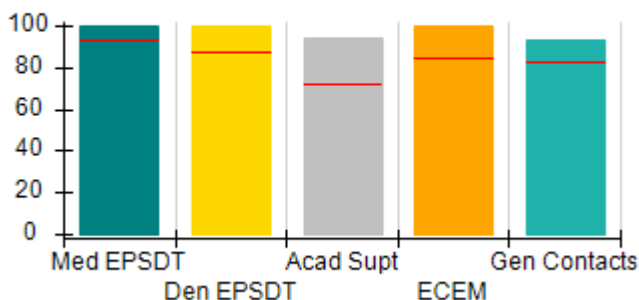
Safety Outcomes (%)



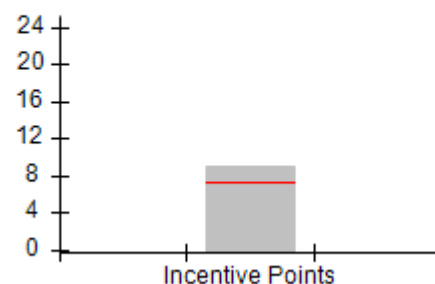
Permanency Outcomes (%)



Well-Being Outcomes (%)



Incentives Earned (Points)





DHS, DFCS, Office of Provider Management
Performance-Based Placement Measures
RBWO Provider GA+SCORECARD - CCI
 Report Quarter: Q1 FY2018



Provider/Program Name: Chestnut Manor - (581) - CCI				
8673 Chestnut Ln., Lithia Springs, GA 30122 Phone: 770-920-9369 Vendor ID# 35269		Quarterly Scores (Grades)		Current Quarter Score (Grade)
		Q1: 101.33 (A+)	Q2: N/A	101.33% (A+)
		Q3: N/A	Q4: N/A	
Program Census Information:		# Children in Care During Quarter: 10	# Placements During Quarter: 10	# Children in Care On Last Day: 5
	Avg Performance All CCIs (%)	Provider Performance (%)*	Possible Points (Weight)	Provider Points Earned
OPM Monitoring Reviews				
Annual Comprehensive Reviews	88%	89%	25	22.25
Safety Reviews	95%	94%	15	14.03
Monitoring Sub-Total			40	36.28
CCI Safety Outcomes				
Incidence of Maltreatment	0.16%	No Substantiated Reports	10	10.00
Staff Training	56%	67%	10	6.70
Safety Sub-Total			20	16.70
CCI Permanency Outcomes				
Placement Stability	90%	100%	15	15.00
Permanency Sub-Total			15	15.00
CCI Well-Being Outcomes				
EPSDT Medical Visits	93%	100%	4	4.00
EPSDT Dental Visits	87%	100%	4	4.00
Academic Supports	72%	94%	3	2.82
Provider ECEM Visits	84%	100%	7	7.00
Provider General Contacts	82%	93%	7	6.51
Placements with Siblings	41%	Not Eligible	Not Scored	Not Scored
Placements within Legal County	17%	0%	Not Scored	Not Scored
Well-Being Sub-Total			25	24.33
*Performance calculation descriptions can be found in the FY 2018 RBWO PBP Measurements and Standards Guide.				

Monitoring & Outcomes: Possible Points = 100		Points Earned = 92.31	
Score Before Incentives Credit		92.31%	
Incentives Awarded		9.02 pts	
PBP Verification		N/A pts	
Total Score		101.33%	



DHS, DFCS, Office of Provider Management
Performance-Based Placement Measures
RBWO Provider GA+SCORECARD - CCI
Report Quarter: Q1 FY2018



Provider/Program Name: Chestnut Manor - (581) - CCI

Program Census Information:		# Children in Care During Quarter: 10	# Placements During Quarter: 10	# Children in Care On Last Day: 5
CCI Incentive Credits	Avg Performance All CCIs (Points)	Provider Performance (%)*	Possible Points (Weight)	Provider Points Earned
Early EPSDT Medical Visits		100%	2	2.00
Early EPSDT Dental Visits		100%	2	2.00
Permanency Contacts		8%	5	0.40
Additional Academic Supports		31%	2	0.62
Active Agency Accreditation		0%	4	0.00
Staff Clinical Licensure		0%	5	0.00
Behavior Management (threshold = 0)		100%	4	4.00
Incentives Total	7.35		24	9.02
Maximum total combined incentive credit allowed is 10 points.			Incentives Awarded	9.02

*Performance calculation descriptions can be found in the FY 2018 RBWO PBP Measurements and Standards Guide.

Child Protective Services Investigations and Dispositions

The following investigations data, which is not used for scoring but is considered significant to a provider's performance, is from Georgia SHINES and is not considered final or complete until the end of the fiscal year.

Total Reports:	0	
Number Screened In:	0	
Number Screened Out:	0	
Number Substantiated:	0	
Number Unsubstantiated:	0	
Number Active CPS Investigations:	0	



DHS, DFCS, Office of Provider Management
Performance-Based Placement Measures
RBWO Provider GA+SCORECARD - CCI
Report Quarter: Q1 FY2018



Provider/Program Name: CHRIS 180 Inc. - Dekalb (597) - CCI

2914 Cocklebur Trail, Decatur, GA 30030

Phone: (404) 284-0109

Vendor ID# 35278

Quarterly Scores (Grades)

Q1: 89.80 (B+)

Q2: N/A

Q3: N/A

Q4: N/A

Current Quarter Score
(Grade)

89.80%

(B+)

Program Census Information:

Children in Care During
Quarter: 7

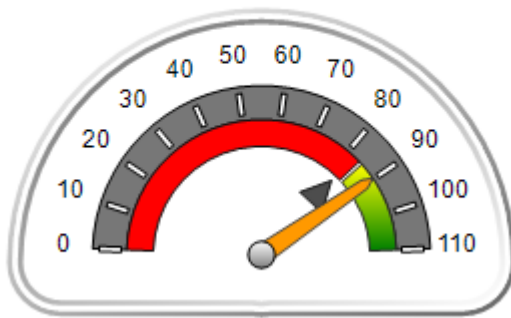
Placements During
Quarter: 7

Children in Care On Last
Day: 4

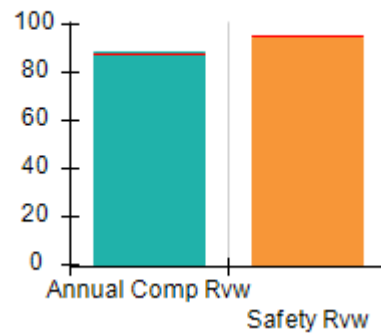
Quarterly Provider Comparisons to All CCIs

▼ indicates average for all CCIs

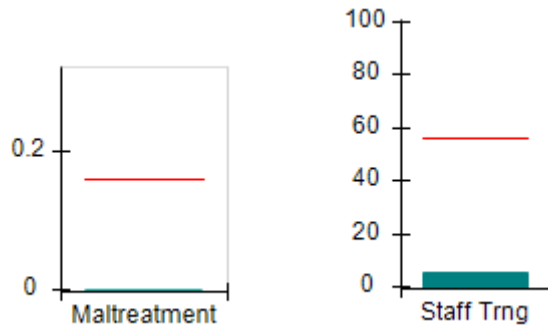
Overall Score (%)



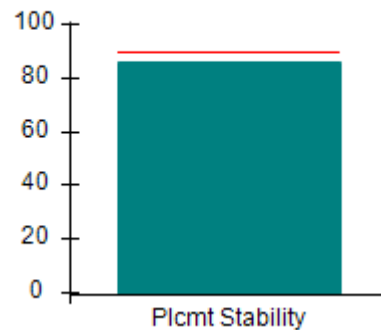
OPM Monitoring Reviews (%)



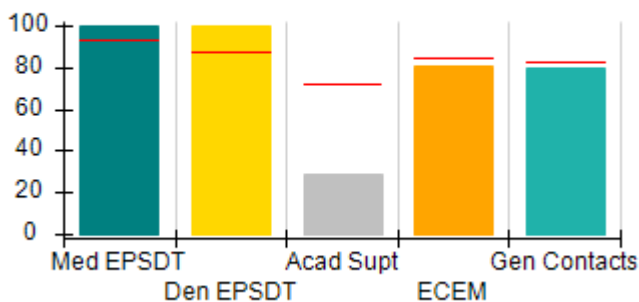
Safety Outcomes (%)



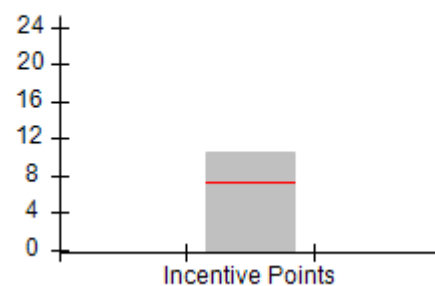
Permanency Outcomes (%)



Well-Being Outcomes (%)



Incentives Earned (Points)





DHS, DFCS, Office of Provider Management
Performance-Based Placement Measures
RBWO Provider GA+SCORECARD - CCI
 Report Quarter: Q1 FY2018



Provider/Program Name: CHRIS 180 Inc. - Dekalb (597) - CCI				
2914 Cocklebur Trail, Decatur, GA 30030		Quarterly Scores (Grades)		Current Quarter Score (Grade)
Phone: (404) 284-0109		Q1: 89.80 (B+)	Q2: N/A	89.80% (B+)
Vendor ID# 35278		Q3: N/A	Q4: N/A	
Program Census Information:		# Children in Care During Quarter: 7	# Placements During Quarter: 7	# Children in Care On Last Day: 4
	Avg Performance All CCIs (%)	Provider Performance (%)*	Possible Points (Weight)	Provider Points Earned
OPM Monitoring Reviews				
Annual Comprehensive Reviews	88%	88%	25	22.10
Safety Reviews	95%	94%	15	14.16
Monitoring Sub-Total			40	36.26
CCI Safety Outcomes				
Incidence of Maltreatment	0.16%	No Substantiated Reports	10	10.00
Staff Training	56%	5%	10	0.50
Safety Sub-Total			20	10.50
CCI Permanency Outcomes				
Placement Stability	90%	86%	15	12.90
Permanency Sub-Total			15	12.90
CCI Well-Being Outcomes				
EPSDT Medical Visits	93%	100%	4	4.00
EPSDT Dental Visits	87%	100%	4	4.00
Academic Supports	72%	29%	3	0.87
Provider ECEM Visits	84%	81%	7	5.67
Provider General Contacts	82%	80%	7	5.60
Placements with Siblings	41%	0%	Not Scored	Not Scored
Placements within Legal County	17%	0%	Not Scored	Not Scored
Well-Being Sub-Total			25	20.14
*Performance calculation descriptions can be found in the FY 2018 RBWO PBP Measurements and Standards Guide.				

Monitoring & Outcomes: Possible Points = 100	Points Earned = 79.80
Score Before Incentives Credit	79.80%
Incentives Awarded	10.00 pts
PBP Verification	N/A pts
Total Score	89.80%



DHS, DFCS, Office of Provider Management
Performance-Based Placement Measures
RBWO Provider GA+SCORECARD - CCI
Report Quarter: Q1 FY2018



Provider/Program Name: CHRIS 180 Inc. - Dekalb (597) - CCI

Program Census Information:		# Children in Care During Quarter: 7	# Placements During Quarter: 7	# Children in Care On Last Day: 4
CCI Incentive Credits	Avg Performance All CCIs (Points)	Provider Performance (%)*	Possible Points (Weight)	Provider Points Earned
Early EPSDT Medical Visits		100%	2	2.00
Early EPSDT Dental Visits		100%	2	2.00
Permanency Contacts		0%	5	0.00
Additional Academic Supports		0%	2	0.00
Active Agency Accreditation		50%	4	2.00
Staff Clinical Licensure		10%	5	0.50
Behavior Management (threshold = 0)		100%	4	4.00
Incentives Total	7.35		24	10.50
Maximum total combined incentive credit allowed is 10 points.			Incentives Awarded	10.00

*Performance calculation descriptions can be found in the FY 2018 RBWO PBP Measurements and Standards Guide.

Child Protective Services Investigations and Dispositions

The following investigations data, which is not used for scoring but is considered significant to a provider's performance, is from Georgia SHINES and is not considered final or complete until the end of the fiscal year.

Total Reports:	0	
Number Screened In:	0	
Number Screened Out:	0	
Number Substantiated:	0	
Number Unsubstantiated:	0	
Number Active CPS Investigations:	0	



DHS, DFCS, Office of Provider Management
Performance-Based Placement Measures
RBWO Provider GA+SCORECARD - CCI
Report Quarter: Q1 FY2018



Provider/Program Name: CHRIS 180 Inc. - Douglas (598) - CCI

3819 Chattahoochee Dr., Douglasville, GA 30135

Phone: 770-942-1540

Vendor ID# 35277

Quarterly Scores (Grades)

Q1: 86.35 (B)

Q2: N/A

Q3: N/A

Q4: N/A

Current Quarter Score (Grade)

86.35%

(B)

Program Census Information:

Children in Care During Quarter: 10

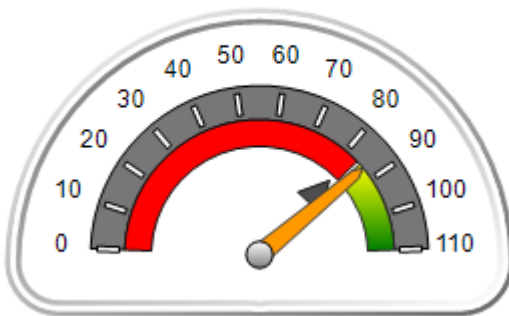
Placements During Quarter: 10

Children in Care On Last Day: 4

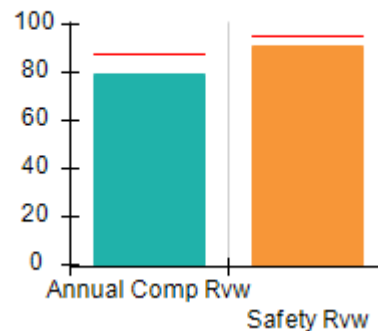
Quarterly Provider Comparisons to All CCIs

▼ indicates average for all CCIs

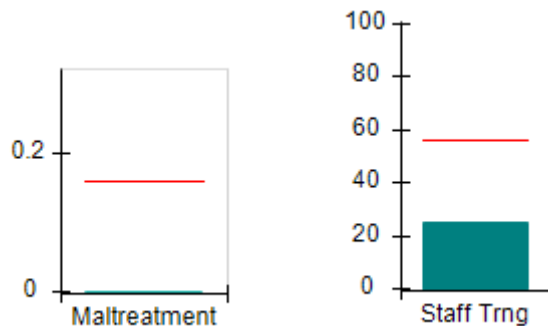
Overall Score (%)



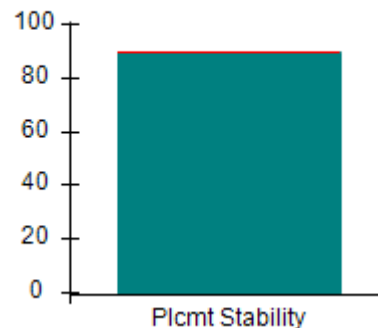
OPM Monitoring Reviews (%)



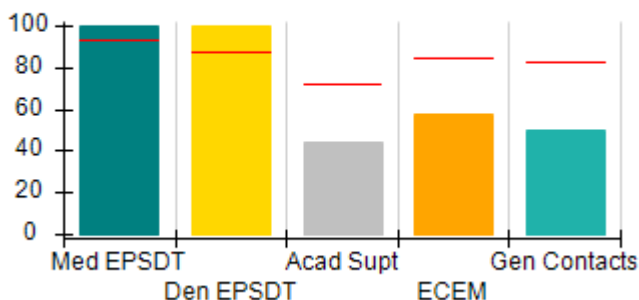
Safety Outcomes (%)



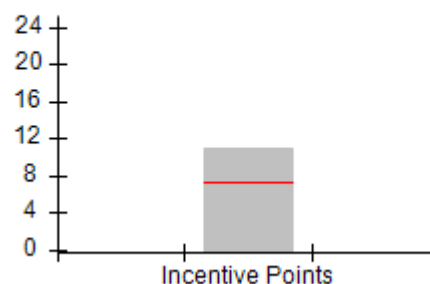
Permanency Outcomes (%)



Well-Being Outcomes (%)



Incentives Earned (Points)





DHS, DFCS, Office of Provider Management
Performance-Based Placement Measures
RBWO Provider GA+SCORECARD - CCI
Report Quarter: Q1 FY2018



Provider/Program Name: CHRIS 180 Inc. - Douglas (598) - CCI				
3819 Chattahoochee Dr., Douglasville, GA 30135 Phone: 770-942-1540 Vendor ID# 35277		Quarterly Scores (Grades)		Current Quarter Score (Grade)
		Q1: 86.35 (B)	Q2: N/A	86.35% (B)
		Q3: N/A	Q4: N/A	
Program Census Information:		# Children in Care During Quarter: 10	# Placements During Quarter: 10	# Children in Care On Last Day: 4
	Avg Performance All CCIs (%)	Provider Performance (%)*	Possible Points (Weight)	Provider Points Earned
OPM Monitoring Reviews				
Annual Comprehensive Reviews	88%	79%	25	19.80
Safety Reviews	95%	91%	15	13.67
Monitoring Sub-Total			40	33.47
CCI Safety Outcomes				
Incidence of Maltreatment	0.16%	No Substantiated Reports	10	10.00
Staff Training	56%	25%	10	2.50
Safety Sub-Total			20	12.50
CCI Permanency Outcomes				
Placement Stability	90%	90%	15	13.50
Permanency Sub-Total			15	13.50
CCI Well-Being Outcomes				
EPSDT Medical Visits	93%	100%	4	4.00
EPSDT Dental Visits	87%	100%	4	4.00
Academic Supports	72%	44%	3	1.32
Provider ECEM Visits	84%	58%	7	4.06
Provider General Contacts	82%	50%	7	3.50
Placements with Siblings	41%	Not Eligible	Not Scored	Not Scored
Placements within Legal County	17%	0%	Not Scored	Not Scored
Well-Being Sub-Total			25	16.88
*Performance calculation descriptions can be found in the FY 2018 RBWO PBP Measurements and Standards Guide.				

Monitoring & Outcomes: Possible Points = 100		Points Earned = 76.35	
Score Before Incentives Credit		76.35%	
Incentives Awarded		10.00 pts	
PBP Verification		N/A pts	
Total Score		86.35%	



DHS, DFCS, Office of Provider Management
Performance-Based Placement Measures
RBWO Provider GA+SCORECARD - CCI
Report Quarter: Q1 FY2018



Provider/Program Name: CHRIS 180 Inc. - Douglas (598) - CCI

Program Census Information:		# Children in Care During Quarter: 10	# Placements During Quarter: 10	# Children in Care On Last Day: 4
CCI Incentive Credits	Avg Performance All CCIs (Points)	Provider Performance (%)*	Possible Points (Weight)	Provider Points Earned
Early EPSDT Medical Visits		100%	2	2.00
Early EPSDT Dental Visits		100%	2	2.00
Permanency Contacts		0%	5	0.00
Additional Academic Supports		0%	2	0.00
Active Agency Accreditation		50%	4	2.00
Staff Clinical Licensure		20%	5	1.00
Behavior Management (threshold = 0)		100%	4	4.00
Incentives Total	7.35		24	11.00
Maximum total combined incentive credit allowed is 10 points.			Incentives Awarded	10.00

*Performance calculation descriptions can be found in the FY 2018 RBWO PBP Measurements and Standards Guide.

Child Protective Services Investigations and Dispositions

The following investigations data, which is not used for scoring but is considered significant to a provider's performance, is from Georgia SHINES and is not considered final or complete until the end of the fiscal year.

Total Reports:	2	
Number Screened In:	1	
Number Screened Out:	1	
Number Substantiated:	0	
Number Unsubstantiated:	1	
Number Active CPS Investigations:	0	



DHS, DFCS, Office of Provider Management
Performance-Based Placement Measures
RBWO Provider GA+SCORECARD - CCI
Report Quarter: Q1 FY2018



Provider/Program Name: CHRIS 180 Inc. - Ellenwood (599) - CCI

4489 Northwind Dr., Ellenwood, GA 30294

Phone: 404-212-5035

Vendor ID# 35282

Quarterly Scores (Grades)

Q1: 100.20 (A+)

Q2: N/A

Q3: N/A

Q4: N/A

Current Quarter Score (Grade)

100.20%

(A+)

Program Census Information:

Children in Care During
Quarter: 8

Placements During
Quarter: 8

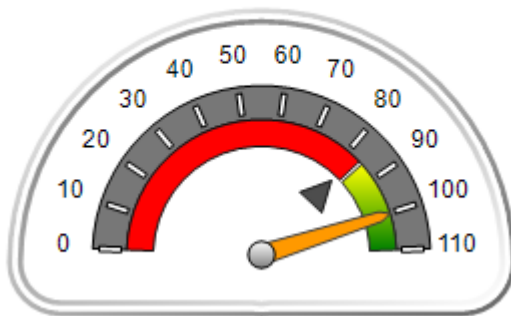
Children in Care On Last
Day: 6

Quarterly Provider Comparisons to All CCIs

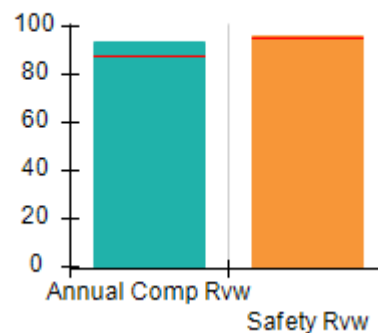


indicates average for all CCIs

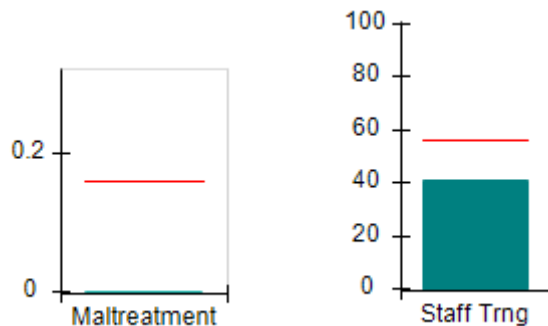
Overall Score (%)



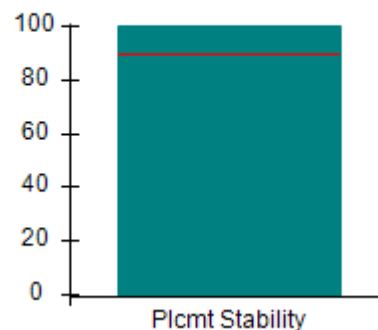
OPM Monitoring Reviews (%)



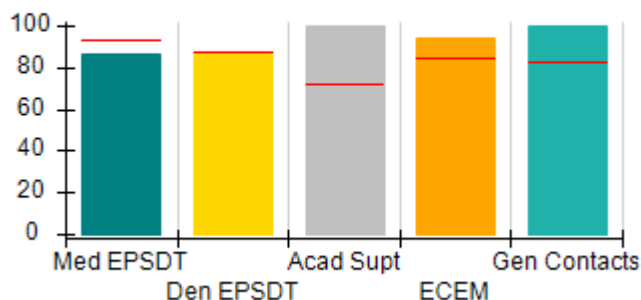
Safety Outcomes (%)



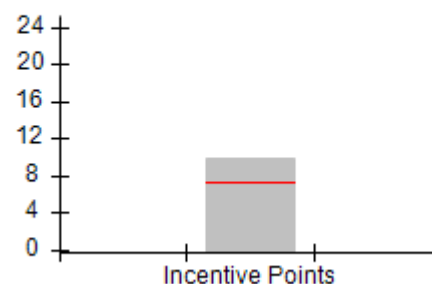
Permanency Outcomes (%)



Well-Being Outcomes (%)



Incentives Earned (Points)





DHS, DFCS, Office of Provider Management
Performance-Based Placement Measures
RBWO Provider GA+SCORECARD - CCI
Report Quarter: Q1 FY2018



Provider/Program Name: CHRIS 180 Inc. - Ellenwood (599) - CCI				
4489 Northwind Dr., Ellenwood, GA 30294 Phone: 404-212-5035 Vendor ID# 35282		Quarterly Scores (Grades)		Current Quarter Score (Grade)
		Q1: 100.20 (A+)	Q2: N/A	100.20% (A+)
		Q3: N/A	Q4: N/A	
Program Census Information:		# Children in Care During Quarter: 8	# Placements During Quarter: 8	# Children in Care On Last Day: 6
	Avg Performance All CCIs (%)	Provider Performance (%)*	Possible Points (Weight)	Provider Points Earned
OPM Monitoring Reviews				
Annual Comprehensive Reviews	88%	94%	25	23.38
Safety Reviews	95%	96%	15	14.43
Monitoring Sub-Total			40	37.80
CCI Safety Outcomes				
Incidence of Maltreatment	0.16%	No Substantiated Reports	10	10.00
Staff Training	56%	41%	10	4.10
Safety Sub-Total			20	14.10
CCI Permanency Outcomes				
Placement Stability	90%	100%	15	15.00
Permanency Sub-Total			15	15.00
CCI Well-Being Outcomes				
EPSDT Medical Visits	93%	86%	4	3.44
EPSDT Dental Visits	87%	86%	4	3.44
Academic Supports	72%	100%	3	3.00
Provider ECEM Visits	84%	94%	7	6.58
Provider General Contacts	82%	100%	7	7.00
Placements with Siblings	41%	50%	Not Scored	Not Scored
Placements within Legal County	17%	0%	Not Scored	Not Scored
Well-Being Sub-Total			25	23.46
*Performance calculation descriptions can be found in the FY 2018 RBWO PBP Measurements and Standards Guide.				

Monitoring & Outcomes: Possible Points = 100		Points Earned = 90.36	
Score Before Incentives Credit		90.36%	
Incentives Awarded		9.84 pts	
PBP Verification		N/A pts	
Total Score		100.20%	



DHS, DFCS, Office of Provider Management
Performance-Based Placement Measures
RBWO Provider GA+SCORECARD - CCI
Report Quarter: Q1 FY2018



Provider/Program Name: CHRIS 180 Inc. - Ellenwood (599) - CCI

Program Census Information:		# Children in Care During Quarter: 8	# Placements During Quarter: 8	# Children in Care On Last Day: 6
CCI Incentive Credits	Avg Performance All CCIs (Points)	Provider Performance (%)*	Possible Points (Weight)	Provider Points Earned
Early EPSDT Medical Visits		67%	2	1.34
Early EPSDT Dental Visits		75%	2	1.50
Permanency Contacts		0%	5	0.00
Additional Academic Supports		0%	2	0.00
Active Agency Accreditation		50%	4	2.00
Staff Clinical Licensure		20%	5	1.00
Behavior Management (threshold = 0)		100%	4	4.00
Incentives Total	7.35		24	9.84
Maximum total combined incentive credit allowed is 10 points.			Incentives Awarded	9.84

*Performance calculation descriptions can be found in the FY 2018 RBWO PBP Measurements and Standards Guide.

Child Protective Services Investigations and Dispositions

The following investigations data, which is not used for scoring but is considered significant to a provider's performance, is from Georgia SHINES and is not considered final or complete until the end of the fiscal year.

Total Reports:	0	
Number Screened In:	0	
Number Screened Out:	0	
Number Substantiated:	0	
Number Unsubstantiated:	1	
Number Active CPS Investigations:	-1	



DHS, DFCS, Office of Provider Management
Performance-Based Placement Measures
RBWO Provider GA+SCORECARD - CCI
Report Quarter: Q1 FY2018



Provider/Program Name: CHRIS 180 Inc. - Fulton (601) - CCI

3686 Calmer Circle, East Point, GA 30344

Phone: (404) 768-4527

Vendor ID# 35281

Quarterly Scores (Grades)

Q1: 92.42 (A-)

Q2: N/A

Q3: N/A

Q4: N/A

Current Quarter Score (Grade)

92.42%

(A-)

Program Census Information:

Children in Care During
Quarter: 7

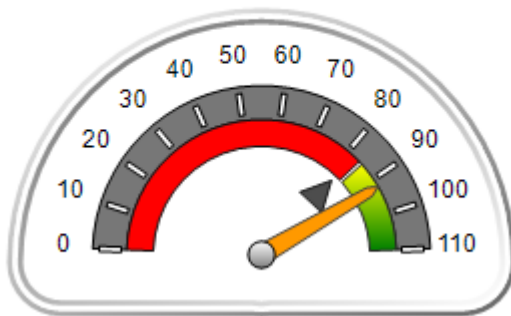
Placements During
Quarter: 7

Children in Care On Last
Day: 6

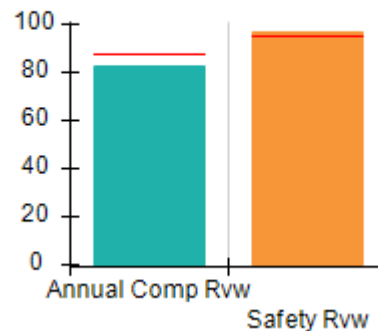
Quarterly Provider Comparisons to All CCIs

▼ indicates average for all CCIs

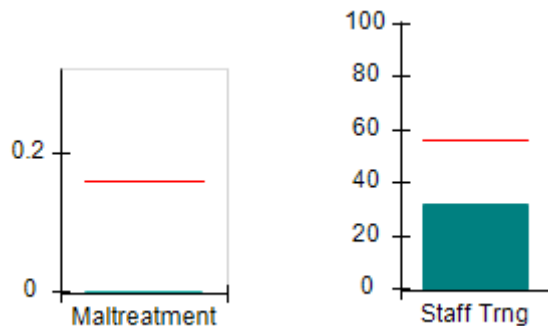
Overall Score (%)



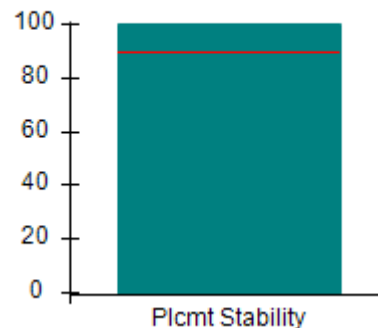
OPM Monitoring Reviews (%)



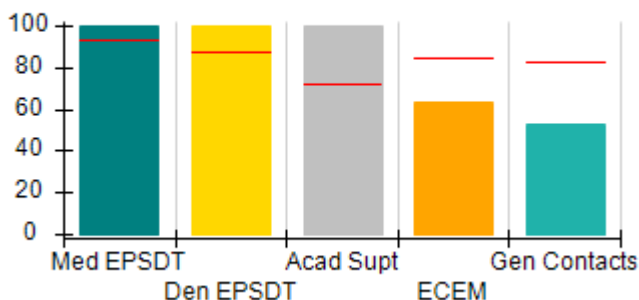
Safety Outcomes (%)



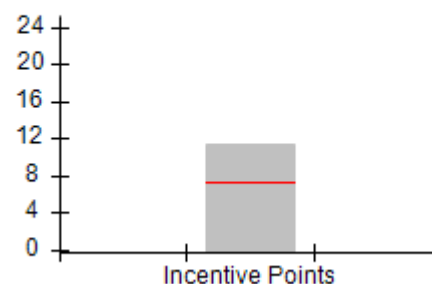
Permanency Outcomes (%)



Well-Being Outcomes (%)



Incentives Earned (Points)





DHS, DFCS, Office of Provider Management
Performance-Based Placement Measures
RBWO Provider GA+SCORECARD - CCI
Report Quarter: Q1 FY2018



Provider/Program Name: CHRIS 180 Inc. - Fulton (601) - CCI				
3686 Calmer Circle, East Point, GA 30344		Quarterly Scores (Grades)		Current Quarter Score (Grade)
Phone: (404) 768-4527		Q1: 92.42 (A-)	Q2: N/A	92.42% (A-)
Vendor ID# 35281		Q3: N/A	Q4: N/A	
Program Census Information:		# Children in Care During Quarter: 7	# Placements During Quarter: 7	# Children in Care On Last Day: 6
	Avg Performance All CCIs (%)	Provider Performance (%)*	Possible Points (Weight)	Provider Points Earned
OPM Monitoring Reviews				
Annual Comprehensive Reviews	88%	82%	25	20.57
Safety Reviews	95%	97%	15	14.53
Monitoring Sub-Total			40	35.10
CCI Safety Outcomes				
Incidence of Maltreatment	0.16%	No Substantiated Reports	10	10.00
Staff Training	56%	32%	10	3.20
Safety Sub-Total			20	13.20
CCI Permanency Outcomes				
Placement Stability	90%	100%	15	15.00
Permanency Sub-Total			15	15.00
CCI Well-Being Outcomes				
EPSDT Medical Visits	93%	100%	4	4.00
EPSDT Dental Visits	87%	100%	4	4.00
Academic Supports	72%	100%	3	3.00
Provider ECEM Visits	84%	63%	7	4.41
Provider General Contacts	82%	53%	7	3.71
Placements with Siblings	41%	Not Eligible	Not Scored	Not Scored
Placements within Legal County	17%	50%	Not Scored	Not Scored
Well-Being Sub-Total			25	19.12
*Performance calculation descriptions can be found in the FY 2018 RBWO PBP Measurements and Standards Guide.				

Monitoring & Outcomes: Possible Points = 100		Points Earned = 82.42	
Score Before Incentives Credit			82.42%
Incentives Awarded			10.00 pts
PBP Verification			N/A pts
Total Score			92.42%



DHS, DFCS, Office of Provider Management
Performance-Based Placement Measures
RBWO Provider GA+SCORECARD - CCI
Report Quarter: Q1 FY2018



Provider/Program Name: CHRIS 180 Inc. - Fulton (601) - CCI

Program Census Information:		# Children in Care During Quarter: 7	# Placements During Quarter: 7	# Children in Care On Last Day: 6
CCI Incentive Credits	Avg Performance All CCIs (Points)	Provider Performance (%)*	Possible Points (Weight)	Provider Points Earned
Early EPSDT Medical Visits		100%	2	2.00
Early EPSDT Dental Visits		100%	2	2.00
Permanency Contacts		0%	5	0.00
Additional Academic Supports		20%	2	0.40
Active Agency Accreditation		50%	4	2.00
Staff Clinical Licensure		20%	5	1.00
Behavior Management (threshold = 0)		100%	4	4.00
Incentives Total	7.35		24	11.40
Maximum total combined incentive credit allowed is 10 points.			Incentives Awarded	10.00

*Performance calculation descriptions can be found in the FY 2018 RBWO PBP Measurements and Standards Guide.

Child Protective Services Investigations and Dispositions

The following investigations data, which is not used for scoring but is considered significant to a provider's performance, is from Georgia SHINES and is not considered final or complete until the end of the fiscal year.

Total Reports:	0	
Number Screened In:	0	
Number Screened Out:	0	
Number Substantiated:	0	
Number Unsubstantiated:	0	
Number Active CPS Investigations:	0	



DHS, DFCS, Office of Provider Management

Performance-Based Placement Measures

RBWO Provider GA+SCORECARD - CCI

Report Quarter: Q1 FY2018



Provider/Program Name: CHRIS 180 Inc. - Gwinnett (602) - CCI

2552 Poplar St., Snellville, GA 30278

Phone: 404-978-3549

Vendor ID# 35280

Quarterly Scores (Grades)

Q1: 88.51 (B+)

Q2: N/A

Q3: N/A

Q4: N/A

Current Quarter Score (Grade)

88.51%

(B+)

Program Census Information:

Children in Care During Quarter: 9

Placements During Quarter: 9

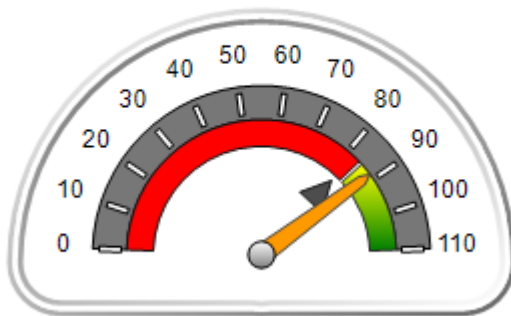
Children in Care On Last Day: 6

Quarterly Provider Comparisons to All CCIs

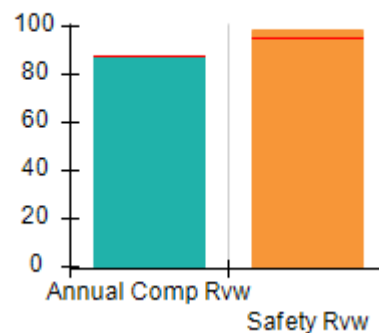


indicates average for all CCIs

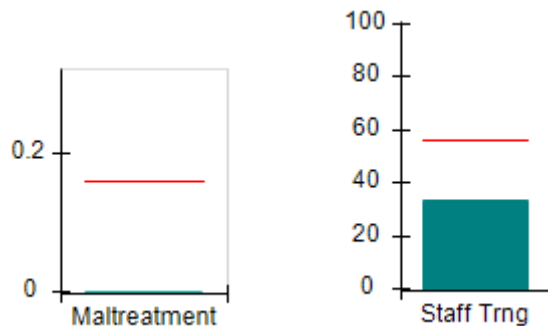
Overall Score (%)



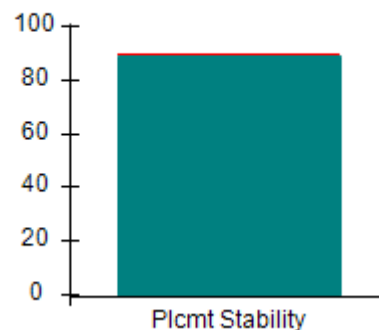
OPM Monitoring Reviews (%)



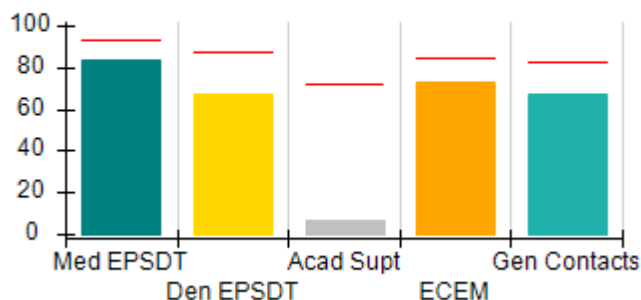
Safety Outcomes (%)



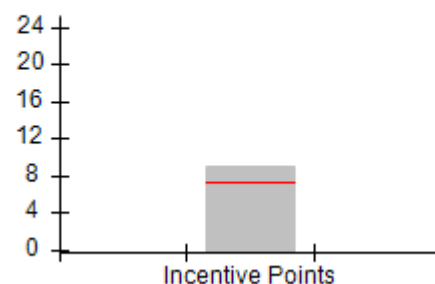
Permanency Outcomes (%)



Well-Being Outcomes (%)



Incentives Earned (Points)





DHS, DFCS, Office of Provider Management
Performance-Based Placement Measures
RBWO Provider GA+SCORECARD - CCI
 Report Quarter: Q1 FY2018



Provider/Program Name: CHRIS 180 Inc. - Gwinnett (602) - CCI				
2552 Poplar St., Snellville, GA 30278		Quarterly Scores (Grades)		Current Quarter Score (Grade)
Phone: 404-978-3549		Q1: 88.51 (B+)	Q2: N/A	88.51% (B+)
Vendor ID# 35280		Q3: N/A	Q4: N/A	
Program Census Information:		# Children in Care During Quarter: 9	# Placements During Quarter: 9	# Children in Care On Last Day: 6
	Avg Performance All CCIs (%)	Provider Performance (%)*	Possible Points (Weight)	Provider Points Earned
OPM Monitoring Reviews				
Annual Comprehensive Reviews	88%	88%	25	22.00
Safety Reviews	95%	99%	15	14.81
Monitoring Sub-Total			40	36.81
CCI Safety Outcomes				
Incidence of Maltreatment	0.16%	No Substantiated Reports	10	10.00
Staff Training	56%	33%	10	3.30
Safety Sub-Total			20	13.30
CCI Permanency Outcomes				
Placement Stability	90%	89%	15	13.35
Permanency Sub-Total			15	13.35
CCI Well-Being Outcomes				
EPSDT Medical Visits	93%	83%	4	3.32
EPSDT Dental Visits	87%	67%	4	2.68
Academic Supports	72%	7%	3	0.21
Provider ECEM Visits	84%	73%	7	5.11
Provider General Contacts	82%	67%	7	4.69
Placements with Siblings	41%	0%	Not Scored	Not Scored
Placements within Legal County	17%	0%	Not Scored	Not Scored
Well-Being Sub-Total			25	16.01
*Performance calculation descriptions can be found in the FY 2018 RBWO PBP Measurements and Standards Guide.				

Monitoring & Outcomes: Possible Points = 100		Points Earned = 79.47	
Score Before Incentives Credit			79.47%
Incentives Awarded			9.04 pts
PBP Verification			N/A pts
Total Score			88.51%



DHS, DFCS, Office of Provider Management
Performance-Based Placement Measures
RBWO Provider GA+SCORECARD - CCI
Report Quarter: Q1 FY2018



Provider/Program Name: CHRIS 180 Inc. - Gwinnett (602) - CCI

Program Census Information:		# Children in Care During Quarter: 9	# Placements During Quarter: 9	# Children in Care On Last Day: 6
CCI Incentive Credits	Avg Performance All CCIs (Points)	Provider Performance (%)*	Possible Points (Weight)	Provider Points Earned
Early EPSDT Medical Visits		67%	2	1.34
Early EPSDT Dental Visits		60%	2	1.20
Permanency Contacts		0%	5	0.00
Additional Academic Supports		0%	2	0.00
Active Agency Accreditation		50%	4	2.00
Staff Clinical Licensure		10%	5	0.50
Behavior Management (threshold = 0)		100%	4	4.00
Incentives Total	7.35		24	9.04
Maximum total combined incentive credit allowed is 10 points.			Incentives Awarded	9.04

*Performance calculation descriptions can be found in the FY 2018 RBWO PBP Measurements and Standards Guide.

Child Protective Services Investigations and Dispositions

The following investigations data, which is not used for scoring but is considered significant to a provider's performance, is from Georgia SHINES and is not considered final or complete until the end of the fiscal year.

Total Reports:	0	
Number Screened In:	0	
Number Screened Out:	0	
Number Substantiated:	0	
Number Unsubstantiated:	0	
Number Active CPS Investigations:	0	



DHS, DFCS, Office of Provider Management

Performance-Based Placement Measures

RBWO Provider GA+SCORECARD - CCI

Report Quarter: Q1 FY2018



Provider/Program Name: CHRIS 180 Inc. - Rock Shadow (617) - CCI

568 Rock Shadow Ct., Stone Mountain, GA 30087

Phone: (404) 498-2002

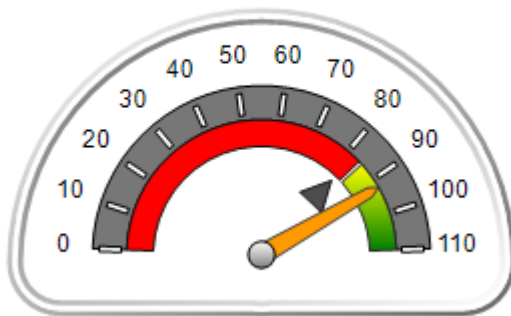
Vendor ID# 53058

	Quarterly Scores (Grades)		Current Quarter Score (Grade)
	Q1: 92.58 (A-)	Q2: N/A	92.58% (A-)
	Q3: N/A	Q4: N/A	
Program Census Information:	# Children in Care During Quarter: 6	# Placements During Quarter: 6	# Children in Care On Last Day: 5

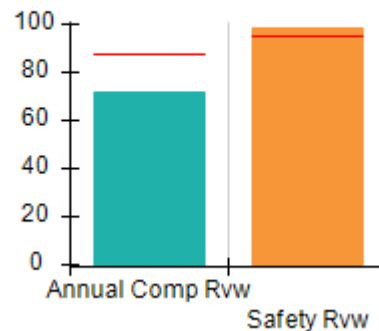
Quarterly Provider Comparisons to All CCIs

▼ — indicates average for all CCIs

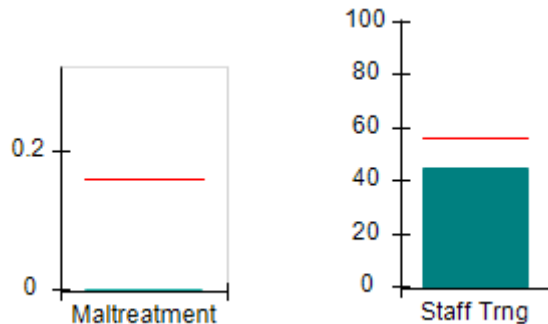
Overall Score (%)



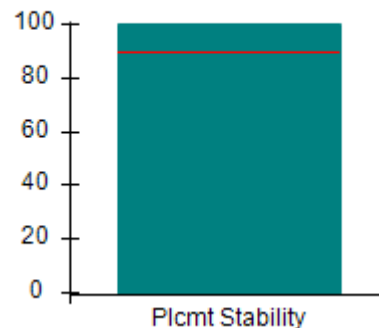
OPM Monitoring Reviews (%)



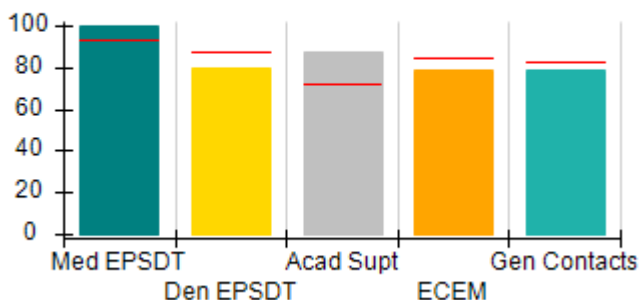
Safety Outcomes (%)



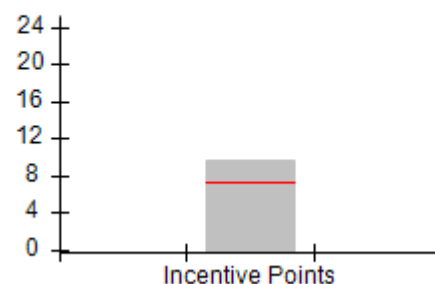
Permanency Outcomes (%)



Well-Being Outcomes (%)



Incentives Earned (Points)





DHS, DFCS, Office of Provider Management
Performance-Based Placement Measures
RBWO Provider GA+SCORECARD - CCI
 Report Quarter: Q1 FY2018



Provider/Program Name: CHRIS 180 Inc. - Rock Shadow (617) - CCI				
568 Rock Shadow Ct., Stone Mountain, GA 30087 Phone: (404) 498-2002 Vendor ID# 53058		Quarterly Scores (Grades)		Current Quarter Score (Grade)
		Q1: 92.58 (A-)	Q2: N/A	92.58% (A-)
		Q3: N/A	Q4: N/A	
Program Census Information:		# Children in Care During Quarter: 6	# Placements During Quarter: 6	# Children in Care On Last Day: 5
	Avg Performance All CCIs (%)	Provider Performance (%)*	Possible Points (Weight)	Provider Points Earned
OPM Monitoring Reviews				
Annual Comprehensive Reviews	88%	71%	25	17.85
Safety Reviews	95%	99%	15	14.78
Monitoring Sub-Total			40	32.63
CCI Safety Outcomes				
Incidence of Maltreatment	0.16%	No Substantiated Reports	10	10.00
Staff Training	56%	45%	10	4.50
Safety Sub-Total			20	14.50
CCI Permanency Outcomes				
Placement Stability	90%	100%	15	15.00
Permanency Sub-Total			15	15.00
CCI Well-Being Outcomes				
EPSDT Medical Visits	93%	100%	4	4.00
EPSDT Dental Visits	87%	80%	4	3.20
Academic Supports	72%	87%	3	2.61
Provider ECEM Visits	84%	79%	7	5.53
Provider General Contacts	82%	79%	7	5.53
Placements with Siblings	41%	0%	Not Scored	Not Scored
Placements within Legal County	17%	0%	Not Scored	Not Scored
Well-Being Sub-Total			25	20.87
*Performance calculation descriptions can be found in the FY 2018 RBWO PBP Measurements and Standards Guide.				

Monitoring & Outcomes: Possible Points = 100		Points Earned = 83.00	
Score Before Incentives Credit		83.00%	
Incentives Awarded		9.58 pts	
PBP Verification		N/A pts	
Total Score		92.58%	



DHS, DFCS, Office of Provider Management
Performance-Based Placement Measures
RBWO Provider GA+SCORECARD - CCI
Report Quarter: Q1 FY2018



Provider/Program Name: CHRIS 180 Inc. - Rock Shadow (617) - CCI

Program Census Information:		# Children in Care During Quarter: 6	# Placements During Quarter: 6	# Children in Care On Last Day: 5
CCI Incentive Credits	Avg Performance All CCIs (Points)	Provider Performance (%)*	Possible Points (Weight)	Provider Points Earned
Early EPSDT Medical Visits		50%	2	1.00
Early EPSDT Dental Visits		75%	2	1.50
Permanency Contacts		0%	5	0.00
Additional Academic Supports		29%	2	0.58
Active Agency Accreditation		50%	4	2.00
Staff Clinical Licensure		10%	5	0.50
Behavior Management (threshold = 0)		100%	4	4.00
Incentives Total	7.35		24	9.58
Maximum total combined incentive credit allowed is 10 points.			Incentives Awarded	9.58

*Performance calculation descriptions can be found in the FY 2018 RBWO PBP Measurements and Standards Guide.

Child Protective Services Investigations and Dispositions

The following investigations data, which is not used for scoring but is considered significant to a provider's performance, is from Georgia SHINES and is not considered final or complete until the end of the fiscal year.

Total Reports:	0	
Number Screened In:	0	
Number Screened Out:	0	
Number Substantiated:	0	
Number Unsubstantiated:	0	
Number Active CPS Investigations:	0	



DHS, DFCS, Office of Provider Management
Performance-Based Placement Measures
RBWO Provider GA+SCORECARD - CCI
Report Quarter: Q1 FY2018



Provider/Program Name: CHRIS 180 Inc. - Sherwood (604) - CCI

569 Sherwood Greens, Stone Mountain, GA 30087

Phone: (770) 879-7319

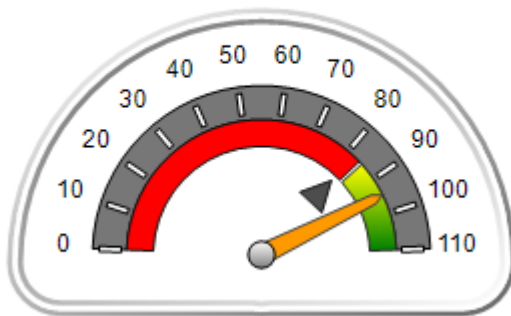
Vendor ID# 53060

Quarterly Scores (Grades)		Current Quarter Score (Grade)
Q1: 94.88 (A)	Q2: N/A	94.88% (A)
Q3: N/A	Q4: N/A	
Program Census Information:		# Children in Care During Quarter: 9
		# Placements During Quarter: 9
		# Children in Care On Last Day: 5

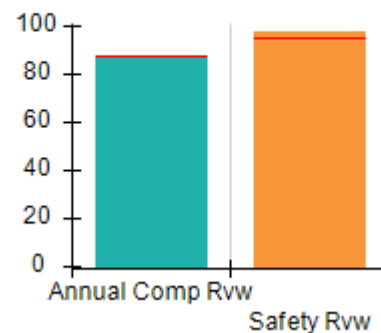
Quarterly Provider Comparisons to All CCIs

▼ — indicates average for all CCIs

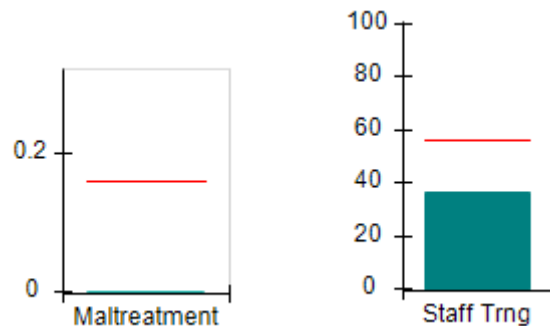
Overall Score (%)



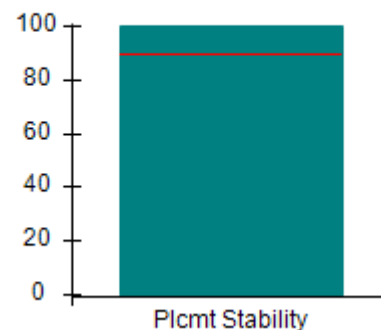
OPM Monitoring Reviews (%)



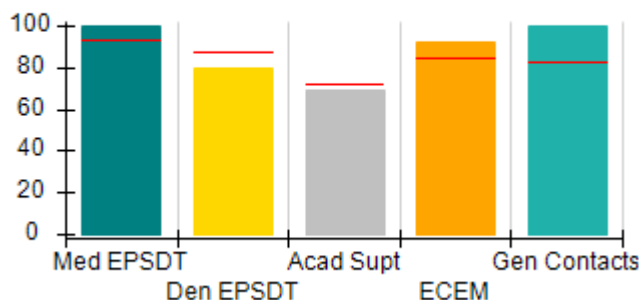
Safety Outcomes (%)



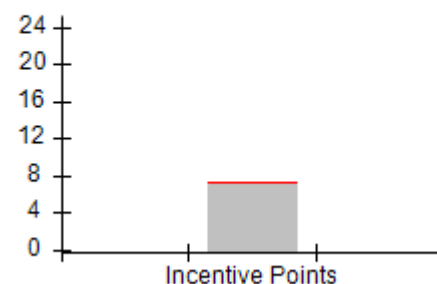
Permanency Outcomes (%)



Well-Being Outcomes (%)



Incentives Earned (Points)





DHS, DFCS, Office of Provider Management
Performance-Based Placement Measures
RBWO Provider GA+SCORECARD - CCI
 Report Quarter: Q1 FY2018



Provider/Program Name: CHRIS 180 Inc. - Sherwood (604) - CCI				
569 Sherwood Greens, Stone Mountain, GA 30087 Phone: (770) 879-7319 Vendor ID# 53060		Quarterly Scores (Grades)		Current Quarter Score (Grade)
		Q1: 94.88 (A)	Q2: N/A	94.88% (A)
		Q3: N/A	Q4: N/A	
Program Census Information:		# Children in Care During Quarter: 9	# Placements During Quarter: 9	# Children in Care On Last Day: 5
	Avg Performance All CCIs (%)	Provider Performance (%)*	Possible Points (Weight)	Provider Points Earned
OPM Monitoring Reviews				
Annual Comprehensive Reviews	88%	88%	25	21.90
Safety Reviews	95%	98%	15	14.67
Monitoring Sub-Total			40	36.57
CCI Safety Outcomes				
Incidence of Maltreatment	0.16%	No Substantiated Reports	10	10.00
Staff Training	56%	36%	10	3.60
Safety Sub-Total			20	13.60
CCI Permanency Outcomes				
Placement Stability	90%	100%	15	15.00
Permanency Sub-Total			15	15.00
CCI Well-Being Outcomes				
EPSDT Medical Visits	93%	100%	4	4.00
EPSDT Dental Visits	87%	80%	4	3.20
Academic Supports	72%	69%	3	2.07
Provider ECEM Visits	84%	92%	7	6.44
Provider General Contacts	82%	100%	7	7.00
Placements with Siblings	41%	Not Eligible	Not Scored	Not Scored
Placements within Legal County	17%	25%	Not Scored	Not Scored
Well-Being Sub-Total			25	22.71
*Performance calculation descriptions can be found in the FY 2018 RBWO PBP Measurements and Standards Guide.				

Monitoring & Outcomes: Possible Points = 100	Points Earned = 87.88
Score Before Incentives Credit	87.88%
Incentives Awarded	7.00 pts
PBP Verification	N/A pts
Total Score	94.88%



DHS, DFCS, Office of Provider Management
Performance-Based Placement Measures
RBWO Provider GA+SCORECARD - CCI
Report Quarter: Q1 FY2018



Provider/Program Name: CHRIS 180 Inc. - Sherwood (604) - CCI

Program Census Information:		# Children in Care During Quarter: 9	# Placements During Quarter: 9	# Children in Care On Last Day: 5
CCI Incentive Credits	Avg Performance All CCIs (Points)	Provider Performance (%)*	Possible Points (Weight)	Provider Points Earned
Early EPSDT Medical Visits		Not Eligible	2	
Early EPSDT Dental Visits		0%	2	0.00
Permanency Contacts		0%	5	0.00
Additional Academic Supports		0%	2	0.00
Active Agency Accreditation		50%	4	2.00
Staff Clinical Licensure		20%	5	1.00
Behavior Management (threshold = 0)		100%	4	4.00
Incentives Total	7.35		24	7.00
Maximum total combined incentive credit allowed is 10 points.			Incentives Awarded	7.00

*Performance calculation descriptions can be found in the FY 2018 RBWO PBP Measurements and Standards Guide.

Child Protective Services Investigations and Dispositions

The following investigations data, which is not used for scoring but is considered significant to a provider's performance, is from Georgia SHINES and is not considered final or complete until the end of the fiscal year.

Total Reports:	0	
Number Screened In:	0	
Number Screened Out:	0	
Number Substantiated:	0	
Number Unsubstantiated:	0	
Number Active CPS Investigations:	0	



DHS, DFCS, Office of Provider Management
Performance-Based Placement Measures
RBWO Provider GA+SCORECARD - CCI
Report Quarter: Q1 FY2018



Provider/Program Name: CHRIS 180 Inc. - Stephenson (605) - CCI

505 Stephenson Rd., Stone Mountain, GA 30087

Phone: (770) 413-0741

Vendor ID# 53061

Quarterly Scores (Grades)

Q1: 95.11 (A)

Q2: N/A

Q3: N/A

Q4: N/A

Current Quarter Score (Grade)

95.11%

(A)

Program Census Information:

Children in Care During Quarter: 10

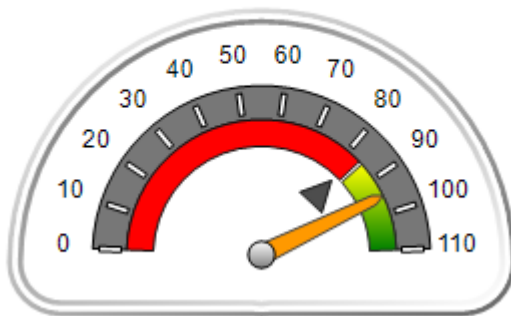
Placements During Quarter: 10

Children in Care On Last Day: 4

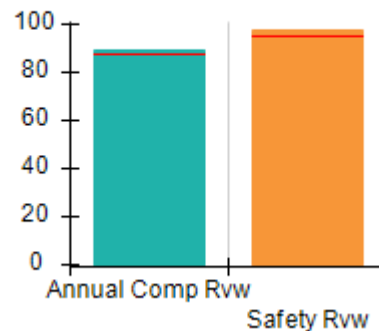
Quarterly Provider Comparisons to All CCIs

▼ — indicates average for all CCIs

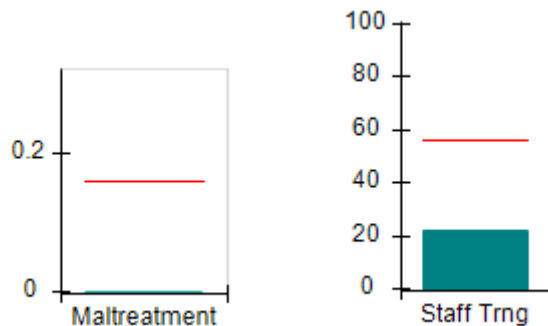
Overall Score (%)



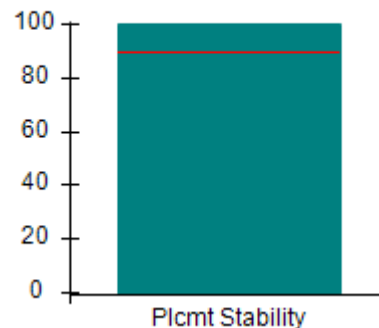
OPM Monitoring Reviews (%)



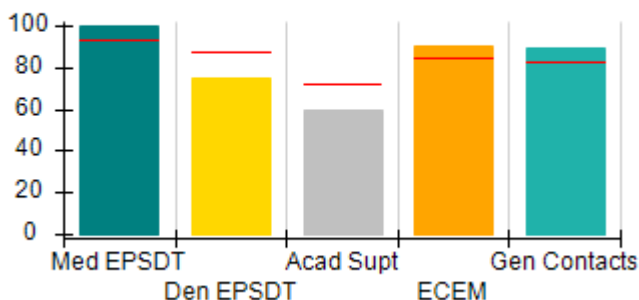
Safety Outcomes (%)



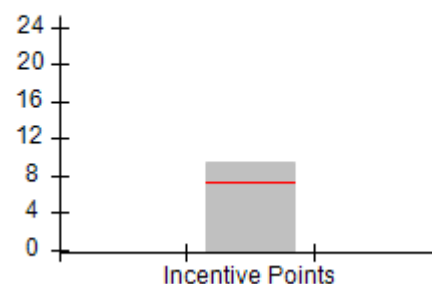
Permanency Outcomes (%)



Well-Being Outcomes (%)



Incentives Earned (Points)





DHS, DFCS, Office of Provider Management
Performance-Based Placement Measures
RBWO Provider GA+SCORECARD - CCI
Report Quarter: Q1 FY2018



Provider/Program Name: CHRIS 180 Inc. - Stephenson (605) - CCI				
505 Stephenson Rd., Stone Mountain, GA 30087 Phone: (770) 413-0741 Vendor ID# 53061		Quarterly Scores (Grades)		Current Quarter Score (Grade)
		Q1: 95.11 (A)	Q2: N/A	95.11% (A)
		Q3: N/A	Q4: N/A	
Program Census Information:		# Children in Care During Quarter: 10	# Placements During Quarter: 10	# Children in Care On Last Day: 4
	Avg Performance All CCIs (%)	Provider Performance (%)*	Possible Points (Weight)	Provider Points Earned
OPM Monitoring Reviews				
Annual Comprehensive Reviews	88%	89%	25	22.37
Safety Reviews	95%	98%	15	14.71
Monitoring Sub-Total			40	37.08
CCI Safety Outcomes				
Incidence of Maltreatment	0.16%	No Substantiated Reports	10	10.00
Staff Training	56%	22%	10	2.20
Safety Sub-Total			20	12.20
CCI Permanency Outcomes				
Placement Stability	90%	100%	15	15.00
Permanency Sub-Total			15	15.00
CCI Well-Being Outcomes				
EPSDT Medical Visits	93%	100%	4	4.00
EPSDT Dental Visits	87%	75%	4	3.00
Academic Supports	72%	60%	3	1.80
Provider ECEM Visits	84%	90%	7	6.30
Provider General Contacts	82%	89%	7	6.23
Placements with Siblings	41%	Not Eligible	Not Scored	Not Scored
Placements within Legal County	17%	20%	Not Scored	Not Scored
Well-Being Sub-Total			25	21.33
*Performance calculation descriptions can be found in the FY 2018 RBWO PBP Measurements and Standards Guide.				

Monitoring & Outcomes: Possible Points = 100		Points Earned = 85.61	
Score Before Incentives Credit		85.61%	
Incentives Awarded		9.50 pts	
PBP Verification		N/A pts	
Total Score		95.11%	



DHS, DFCS, Office of Provider Management
Performance-Based Placement Measures
RBWO Provider GA+SCORECARD - CCI
Report Quarter: Q1 FY2018



Provider/Program Name: CHRIS 180 Inc. - Stephenson (605) - CCI

Program Census Information:		# Children in Care During Quarter: 10	# Placements During Quarter: 10	# Children in Care On Last Day: 4
CCI Incentive Credits	Avg Performance All CCIs (Points)	Provider Performance (%)*	Possible Points (Weight)	Provider Points Earned
Early EPSDT Medical Visits		100%	2	2.00
Early EPSDT Dental Visits		50%	2	1.00
Permanency Contacts		0%	5	0.00
Additional Academic Supports		0%	2	0.00
Active Agency Accreditation		50%	4	2.00
Staff Clinical Licensure		10%	5	0.50
Behavior Management (threshold = 0)		100%	4	4.00
Incentives Total	7.35		24	9.50
Maximum total combined incentive credit allowed is 10 points.			Incentives Awarded	9.50

*Performance calculation descriptions can be found in the FY 2018 RBWO PBP Measurements and Standards Guide.

Child Protective Services Investigations and Dispositions

The following investigations data, which is not used for scoring but is considered significant to a provider's performance, is from Georgia SHINES and is not considered final or complete until the end of the fiscal year.

Total Reports:	1	
Number Screened In:	0	
Number Screened Out:	1	
Number Substantiated:	0	
Number Unsubstantiated:	0	
Number Active CPS Investigations:	0	



DHS, DFCS, Office of Provider Management
Performance-Based Placement Measures
RBWO Provider GA+SCORECARD - CCI
Report Quarter: Q1 FY2018



Provider/Program Name: Christian City Home for Children - (585) - CCI

7345 Red Oak Rd., Union City, GA 30291

Phone: 770-964-3309

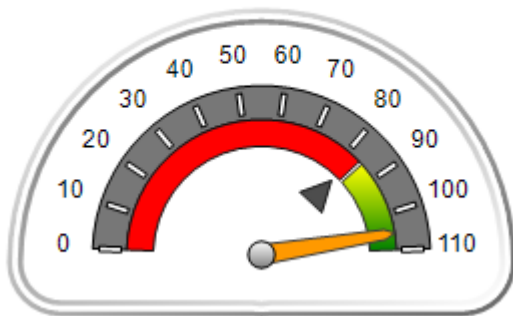
Vendor ID# 35284

Quarterly Scores (Grades)		Current Quarter Score (Grade)
Q1: 105.50 (A+)	Q2: N/A	105.50% (A+)
Q3: N/A	Q4: N/A	
Program Census Information:	# Children in Care During Quarter: 27	# Placements During Quarter: 27
		# Children in Care On Last Day: 17

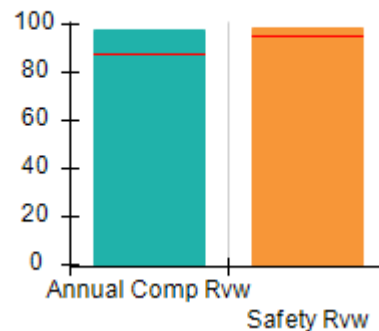
Quarterly Provider Comparisons to All CCIs

▼ — indicates average for all CCIs

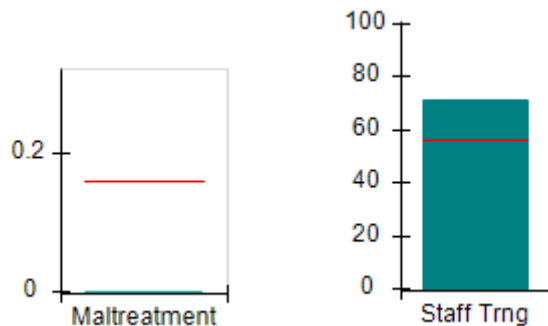
Overall Score (%)



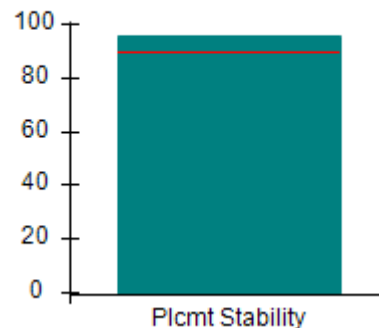
OPM Monitoring Reviews (%)



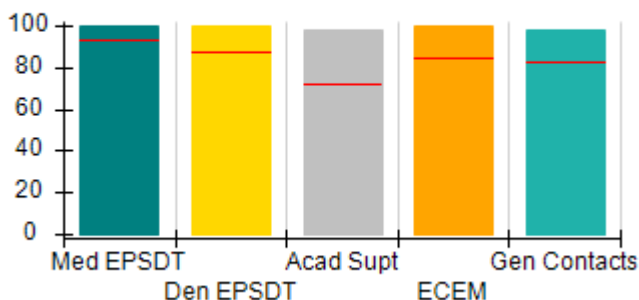
Safety Outcomes (%)



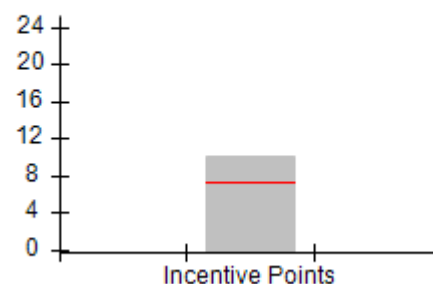
Permanency Outcomes (%)



Well-Being Outcomes (%)



Incentives Earned (Points)





DHS, DFCS, Office of Provider Management
Performance-Based Placement Measures
RBWO Provider GA+SCORECARD - CCI
Report Quarter: Q1 FY2018



Provider/Program Name: Christian City Home for Children - (585) - CCI				
7345 Red Oak Rd., Union City, GA 30291 Phone: 770-964-3309 Vendor ID# 35284		Quarterly Scores (Grades)		Current Quarter Score (Grade)
		Q1: 105.50 (A+)	Q2: N/A	105.50% (A+)
		Q3: N/A	Q4: N/A	
Program Census Information:		# Children in Care During Quarter: 27	# Placements During Quarter: 27	# Children in Care On Last Day: 17
	Avg Performance All CCIs (%)	Provider Performance (%)*	Possible Points (Weight)	Provider Points Earned
OPM Monitoring Reviews				
Annual Comprehensive Reviews	88%	98%	25	24.39
Safety Reviews	95%	99%	15	14.82
Monitoring Sub-Total			40	39.22
CCI Safety Outcomes				
Incidence of Maltreatment	0.16%	No Substantiated Reports	10	10.00
Staff Training	56%	71%	10	7.10
Safety Sub-Total			20	17.10
CCI Permanency Outcomes				
Placement Stability	90%	96%	15	14.40
Permanency Sub-Total			15	14.40
CCI Well-Being Outcomes				
EPSDT Medical Visits	93%	100%	4	4.00
EPSDT Dental Visits	87%	100%	4	4.00
Academic Supports	72%	98%	3	2.94
Provider ECEM Visits	84%	100%	7	7.00
Provider General Contacts	82%	98%	7	6.86
Placements with Siblings	41%	55%	Not Scored	Not Scored
Placements within Legal County	17%	13%	Not Scored	Not Scored
Well-Being Sub-Total			25	24.80
*Performance calculation descriptions can be found in the FY 2018 RBWO PBP Measurements and Standards Guide.				

Monitoring & Outcomes: Possible Points = 100	Points Earned = 95.52
Score Before Incentives Credit	95.52%
Incentives Awarded	9.98 pts
PBP Verification	N/A pts
Total Score	105.50%



DHS, DFCS, Office of Provider Management
Performance-Based Placement Measures
RBWO Provider GA+SCORECARD - CCI
Report Quarter: Q1 FY2018



Provider/Program Name: Christian City Home for Children - (585) - CCI

Program Census Information:		# Children in Care During Quarter: 27	# Placements During Quarter: 27	# Children in Care On Last Day: 17
CCI Incentive Credits	Avg Performance All CCIs (Points)	Provider Performance (%)*	Possible Points (Weight)	Provider Points Earned
Early EPSDT Medical Visits		100%	2	2.00
Early EPSDT Dental Visits		100%	2	2.00
Permanency Contacts		0%	5	0.00
Additional Academic Supports		49%	2	0.98
Active Agency Accreditation		0%	4	0.00
Staff Clinical Licensure		20%	5	1.00
Behavior Management (threshold = 0)		100%	4	4.00
Incentives Total	7.35		24	9.98
Maximum total combined incentive credit allowed is 10 points.			Incentives Awarded	9.98

*Performance calculation descriptions can be found in the FY 2018 RBWO PBP Measurements and Standards Guide.

Child Protective Services Investigations and Dispositions

The following investigations data, which is not used for scoring but is considered significant to a provider's performance, is from Georgia SHINES and is not considered final or complete until the end of the fiscal year.

Total Reports:	0	
Number Screened In:	0	
Number Screened Out:	0	
Number Substantiated:	0	
Number Unsubstantiated:	0	
Number Active CPS Investigations:	0	



DHS, DFCS, Office of Provider Management

Performance-Based Placement Measures

RBWO Provider GA+SCORECARD - CCI

Report Quarter: Q1 FY2018



Provider/Program Name: Community Growth Children's Academy - (5169) - CCI

344 Roberts Road, Barnesville, GA 30204

Phone: 770-584-6276

Vendor ID# 116932

Quarterly Scores (Grades)

Q1: 86.80 (B)

Q2: N/A

Q3: N/A

Q4: N/A

Current Quarter Score (Grade)

86.80%

(B)

Program Census Information:

Children in Care During Quarter: 8

Placements During Quarter: 8

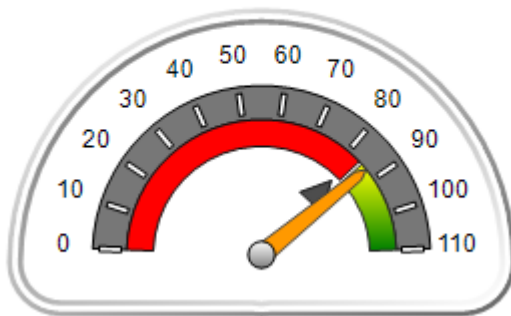
Children in Care On Last Day: 5

Quarterly Provider Comparisons to All CCIs

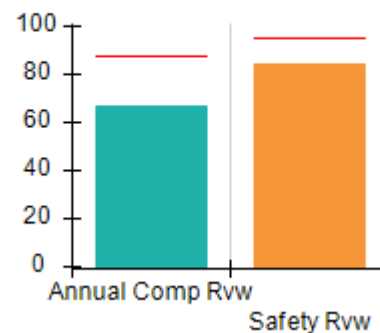


indicates average for all CCIs

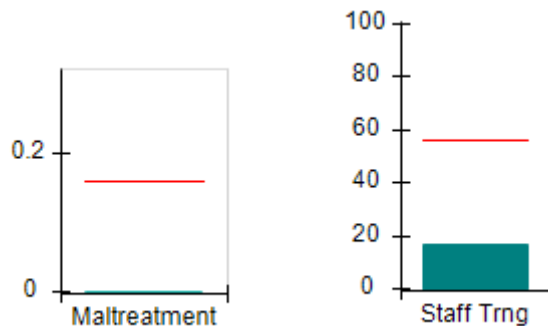
Overall Score (%)



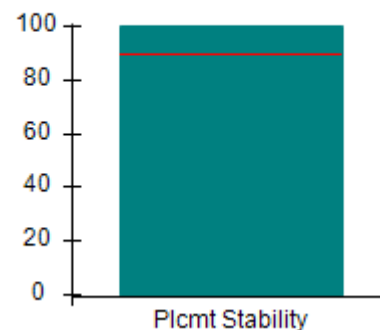
OPM Monitoring Reviews (%)



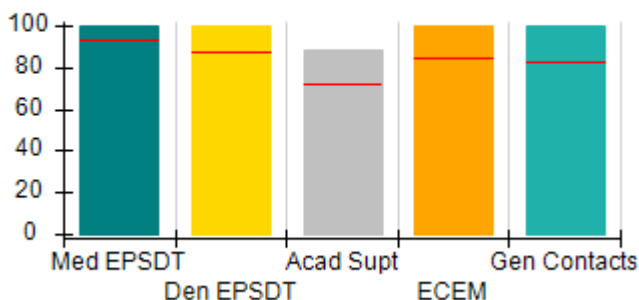
Safety Outcomes (%)



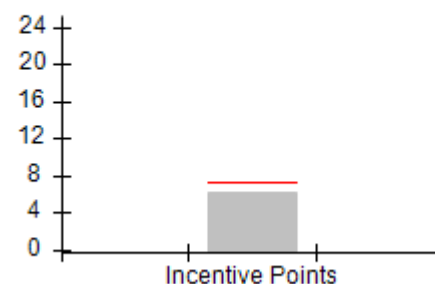
Permanency Outcomes (%)



Well-Being Outcomes (%)



Incentives Earned (Points)





DHS, DFCS, Office of Provider Management
Performance-Based Placement Measures
RBWO Provider GA+SCORECARD - CCI
Report Quarter: Q1 FY2018



Provider/Program Name: Community Growth Children's Academy - (5169) - CCI				
344 Roberts Road, Barnesville, GA 30204 Phone: 770-584-6276 Vendor ID# 116932		Quarterly Scores (Grades)		Current Quarter Score (Grade)
		Q1: 86.80 (B)	Q2: N/A	86.80% (B)
		Q3: N/A	Q4: N/A	
Program Census Information:		# Children in Care During Quarter: 8	# Placements During Quarter: 8	# Children in Care On Last Day: 5
	Avg Performance All CCIs (%)	Provider Performance (%)*	Possible Points (Weight)	Provider Points Earned
OPM Monitoring Reviews				
Annual Comprehensive Reviews	88%	67%	25	16.68
Safety Reviews	95%	84%	15	12.66
Monitoring Sub-Total			40	29.34
CCI Safety Outcomes				
Incidence of Maltreatment	0.16%	No Substantiated Reports	10	10.00
Staff Training	56%	17%	10	1.70
Safety Sub-Total			20	11.70
CCI Permanency Outcomes				
Placement Stability	90%	100%	15	15.00
Permanency Sub-Total			15	15.00
CCI Well-Being Outcomes				
EPSDT Medical Visits	93%	100%	4	4.00
EPSDT Dental Visits	87%	100%	4	4.00
Academic Supports	72%	88%	3	2.64
Provider ECEM Visits	84%	100%	7	7.00
Provider General Contacts	82%	100%	7	7.00
Placements with Siblings	41%	0%	Not Scored	Not Scored
Placements within Legal County	17%	0%	Not Scored	Not Scored
Well-Being Sub-Total			25	24.64
*Performance calculation descriptions can be found in the FY 2018 RBWO PBP Measurements and Standards Guide.				

Monitoring & Outcomes: Possible Points = 100		Points Earned = 80.68	
Score Before Incentives Credit		80.68%	
Incentives Awarded		6.12 pts	
PBP Verification		N/A pts	
Total Score		86.80%	



DHS, DFCS, Office of Provider Management
Performance-Based Placement Measures
RBWO Provider GA+SCORECARD - CCI
Report Quarter: Q1 FY2018



Provider/Program Name: Community Growth Children's Academy - (5169) - CCI

Program Census Information:		# Children in Care During Quarter: 8	# Placements During Quarter: 8	# Children in Care On Last Day: 5
CCI Incentive Credits	Avg Performance All CCIs (Points)	Provider Performance (%)*	Possible Points (Weight)	Provider Points Earned
Early EPSDT Medical Visits		Not Eligible	2	
Early EPSDT Dental Visits		100%	2	2.00
Permanency Contacts		None Planned	5	
Additional Academic Supports		6%	2	0.12
Active Agency Accreditation		0%	4	0.00
Staff Clinical Licensure		0%	5	0.00
Behavior Management (threshold = 0)		100%	4	4.00
Incentives Total	7.35		24	6.12
Maximum total combined incentive credit allowed is 10 points.			Incentives Awarded	6.12

*Performance calculation descriptions can be found in the FY 2018 RBWO PBP Measurements and Standards Guide.

Child Protective Services Investigations and Dispositions

The following investigations data, which is not used for scoring but is considered significant to a provider's performance, is from Georgia SHINES and is not considered final or complete until the end of the fiscal year.

Total Reports:	0	
Number Screened In:	0	
Number Screened Out:	0	
Number Substantiated:	0	
Number Unsubstantiated:	0	
Number Active CPS Investigations:	0	



DHS, DFCS, Office of Provider Management
Performance-Based Placement Measures
RBWO Provider GA+SCORECARD - CCI
Report Quarter: Q1 FY2018



Provider/Program Name: Deloach Group Home - (619) - CCI

282 Anchor Rd., Ludowici, GA 31316

Phone: 912-545-9458

Vendor ID# 35304

Quarterly Scores (Grades)

Q1: 104.24 (A+)

Q2: N/A

Q3: N/A

Q4: N/A

Current Quarter Score
(Grade)

104.24%

(A+)

Program Census Information:

Children in Care During
Quarter: 21

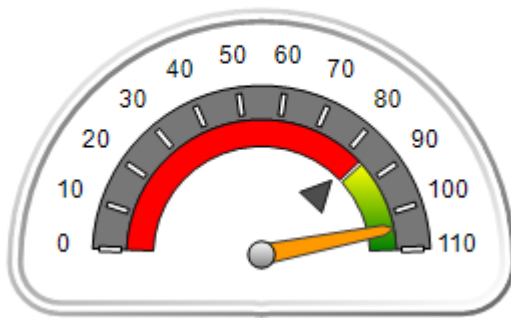
Placements During
Quarter: 21

Children in Care On Last
Day: 16

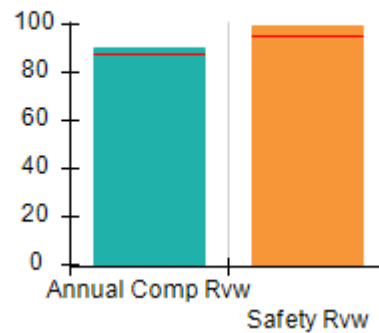
Quarterly Provider Comparisons to All CCIs

▼ indicates average for all CCIs

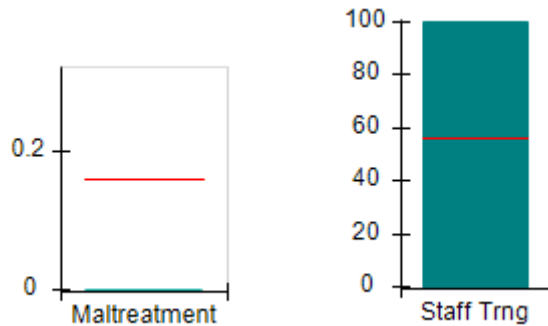
Overall Score (%)



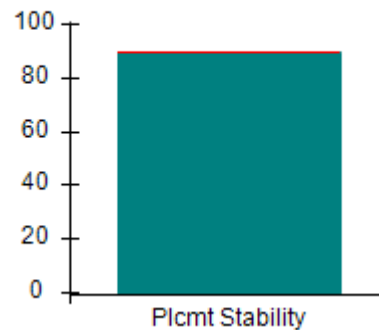
OPM Monitoring Reviews (%)



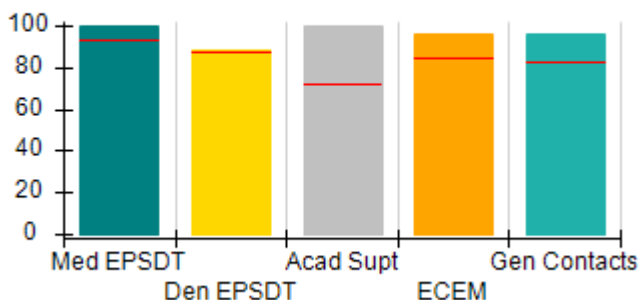
Safety Outcomes (%)



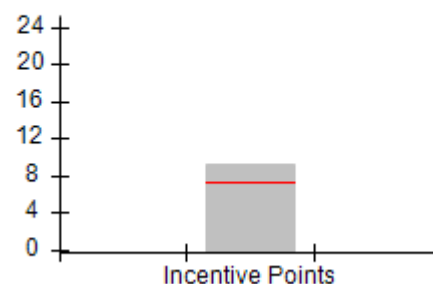
Permanency Outcomes (%)



Well-Being Outcomes (%)



Incentives Earned (Points)





DHS, DFCS, Office of Provider Management
Performance-Based Placement Measures
RBWO Provider GA+SCORECARD - CCI
 Report Quarter: Q1 FY2018



Provider/Program Name: Deloach Group Home - (619) - CCI				
282 Anchor Rd., Ludowici, GA 31316 Phone: 912-545-9458 Vendor ID# 35304		Quarterly Scores (Grades)		Current Quarter Score (Grade)
		Q1: 104.24 (A+)	Q2: N/A	104.24% (A+)
		Q3: N/A	Q4: N/A	
Program Census Information:		# Children in Care During Quarter: 21	# Placements During Quarter: 21	# Children in Care On Last Day: 16
	Avg Performance All CCIs (%)	Provider Performance (%)*	Possible Points (Weight)	Provider Points Earned
OPM Monitoring Reviews				
Annual Comprehensive Reviews	88%	90%	25	22.58
Safety Reviews	95%	100%	15	14.96
Monitoring Sub-Total			40	37.53
CCI Safety Outcomes				
Incidence of Maltreatment	0.16%	No Substantiated Reports	10	10.00
Staff Training	56%	100%	10	10.00
Safety Sub-Total			20	20.00
CCI Permanency Outcomes				
Placement Stability	90%	90%	15	13.50
Permanency Sub-Total			15	13.50
CCI Well-Being Outcomes				
EPSDT Medical Visits	93%	100%	4	4.00
EPSDT Dental Visits	87%	88%	4	3.52
Academic Supports	72%	100%	3	3.00
Provider ECEM Visits	84%	96%	7	6.72
Provider General Contacts	82%	96%	7	6.72
Placements with Siblings	41%	40%	Not Scored	Not Scored
Placements within Legal County	17%	0%	Not Scored	Not Scored
Well-Being Sub-Total			25	23.96
*Performance calculation descriptions can be found in the FY 2018 RBWO PBP Measurements and Standards Guide.				

Monitoring & Outcomes: Possible Points = 100		Points Earned = 94.99	
Score Before Incentives Credit		94.99%	
Incentives Awarded		9.25 pts	
PBP Verification		N/A pts	
Total Score		104.24%	



DHS, DFCS, Office of Provider Management
Performance-Based Placement Measures
RBWO Provider GA+SCORECARD - CCI
Report Quarter: Q1 FY2018



Provider/Program Name: Deloach Group Home - (619) - CCI

Program Census Information:		# Children in Care During Quarter: 21	# Placements During Quarter: 21	# Children in Care On Last Day: 16
CCI Incentive Credits	Avg Performance All CCIs (Points)	Provider Performance (%)*	Possible Points (Weight)	Provider Points Earned
Early EPSDT Medical Visits		100%	2	2.00
Early EPSDT Dental Visits		80%	2	1.60
Permanency Contacts		33%	5	1.65
Additional Academic Supports		0%	2	0.00
Active Agency Accreditation		0%	4	0.00
Staff Clinical Licensure		0%	5	0.00
Behavior Management (threshold = 0)		100%	4	4.00
Incentives Total	7.35		24	9.25
Maximum total combined incentive credit allowed is 10 points.			Incentives Awarded	9.25

*Performance calculation descriptions can be found in the FY 2018 RBWO PBP Measurements and Standards Guide.

Child Protective Services Investigations and Dispositions

The following investigations data, which is not used for scoring but is considered significant to a provider's performance, is from Georgia SHINES and is not considered final or complete until the end of the fiscal year.

Total Reports:	0	
Number Screened In:	0	
Number Screened Out:	0	
Number Substantiated:	0	
Number Unsubstantiated:	0	
Number Active CPS Investigations:	0	



DHS, DFCS, Office of Provider Management

Performance-Based Placement Measures

RBWO Provider GA+SCORECARD - CCI

Report Quarter: Q1 FY2018



Provider/Program Name: Devereux GA Treatment Network - MAAC Plus (5134) - CCI

1291 Stanley Road, Kennesaw, GA 30512

Phone: 678-303-5200

Vendor ID# 114150

Quarterly Scores (Grades)

Q1: 99.99 (A+)

Q2: N/A

Q3: N/A

Q4: N/A

Current Quarter Score (Grade)

99.99%

(A+)

Program Census Information:

Children in Care During Quarter: 29

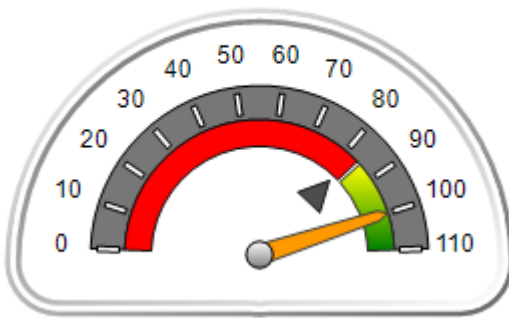
Placements During Quarter: 29

Children in Care On Last Day: 19

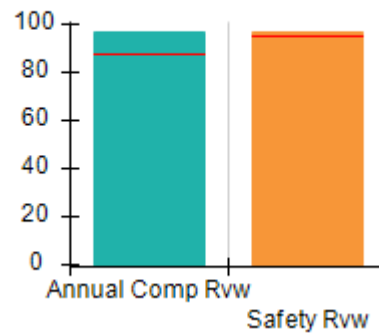
Quarterly Provider Comparisons to All CCIs

▼ indicates average for all CCIs

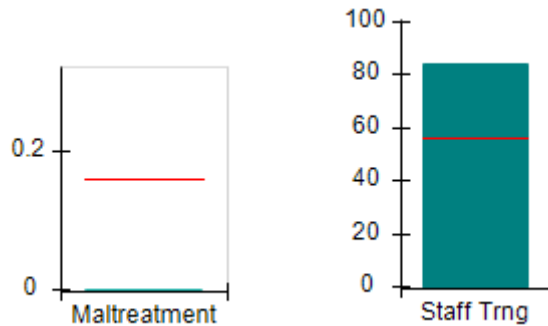
Overall Score (%)



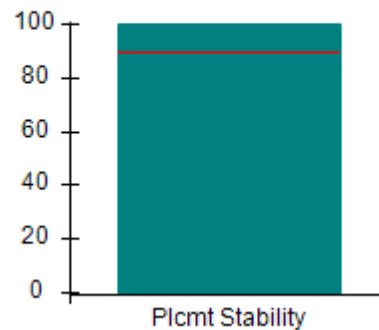
OPM Monitoring Reviews (%)



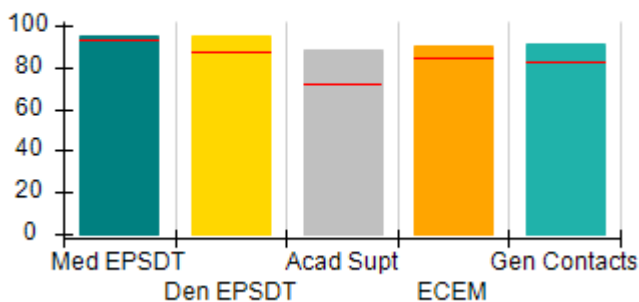
Safety Outcomes (%)



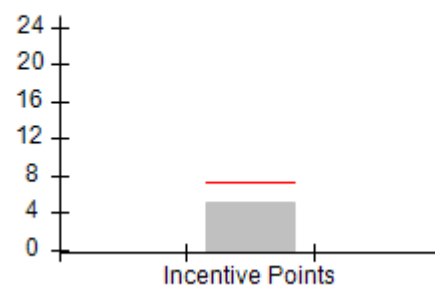
Permanency Outcomes (%)



Well-Being Outcomes (%)



Incentives Earned (Points)





DHS, DFCS, Office of Provider Management
Performance-Based Placement Measures
RBWO Provider GA+SCORECARD - CCI
 Report Quarter: Q1 FY2018



Provider/Program Name: Devereux GA Treatment Network - MAAC Plus (5134) - CCI				
1291 Stanley Road, Kennesaw, GA 30512 Phone: 678-303-5200 Vendor ID# 114150		Quarterly Scores (Grades)		Current Quarter Score (Grade)
		Q1: 99.99 (A+)	Q2: N/A	99.99% (A+)
		Q3: N/A	Q4: N/A	
Program Census Information:		# Children in Care During Quarter: 29	# Placements During Quarter: 29	# Children in Care On Last Day: 19
	Avg Performance All CCIs (%)	Provider Performance (%)*	Possible Points (Weight)	Provider Points Earned
OPM Monitoring Reviews				
Annual Comprehensive Reviews	88%	97%	25	24.17
Safety Reviews	95%	97%	15	14.51
Monitoring Sub-Total			40	38.68
CCI Safety Outcomes				
Incidence of Maltreatment	0.16%	No Substantiated Reports	10	10.00
Staff Training	56%	84%	10	8.40
Safety Sub-Total			20	18.40
CCI Permanency Outcomes				
Placement Stability	90%	100%	15	15.00
Permanency Sub-Total			15	15.00
CCI Well-Being Outcomes				
EPSDT Medical Visits	93%	95%	4	3.80
EPSDT Dental Visits	87%	95%	4	3.80
Academic Supports	72%	88%	3	2.64
Provider ECEM Visits	84%	90%	7	6.30
Provider General Contacts	82%	91%	7	6.37
Placements with Siblings	41%	0%	Not Scored	Not Scored
Placements within Legal County	17%	0%	Not Scored	Not Scored
Well-Being Sub-Total			25	22.91
*Performance calculation descriptions can be found in the FY 2018 RBWO PBP Measurements and Standards Guide.				

Monitoring & Outcomes: Possible Points = 100	Points Earned = 94.99
Score Before Incentives Credit	94.99%
Incentives Awarded	5.00 pts
PBP Verification	N/A pts
Total Score	99.99%



DHS, DFCS, Office of Provider Management
Performance-Based Placement Measures
RBWO Provider GA+SCORECARD - CCI
Report Quarter: Q1 FY2018



Provider/Program Name: Devereux GA Treatment Network - MAAC Plus (5134) - CCI

Program Census Information:		# Children in Care During Quarter: 29	# Placements During Quarter: 29	# Children in Care On Last Day: 19
CCI Incentive Credits	Avg Performance All CCIs (Points)	Provider Performance (%)*	Possible Points (Weight)	Provider Points Earned
Early EPSDT Medical Visits		83%	2	1.66
Early EPSDT Dental Visits		67%	2	1.34
Permanency Contacts		0%	5	0.00
Additional Academic Supports		0%	2	0.00
Active Agency Accreditation		50%	4	2.00
Staff Clinical Licensure		0%	5	0.00
Behavior Management (threshold = 0)		0%	4	0.00
Incentives Total	7.35		24	5.00
Maximum total combined incentive credit allowed is 10 points.			Incentives Awarded	5.00

*Performance calculation descriptions can be found in the FY 2018 RBWO PBP Measurements and Standards Guide.

Child Protective Services Investigations and Dispositions

The following investigations data, which is not used for scoring but is considered significant to a provider's performance, is from Georgia SHINES and is not considered final or complete until the end of the fiscal year.

Total Reports:	0	
Number Screened In:	0	
Number Screened Out:	0	
Number Substantiated:	0	
Number Unsubstantiated:	1	
Number Active CPS Investigations:	-1	



DHS, DFCS, Office of Provider Management
Performance-Based Placement Measures
RBWO Provider GA+SCORECARD - CCI



Report Quarter: Q1 FY2018

Provider/Program Name: Dr. Xavier Moore Home for Boys, LLC - (formerly Family Community Care Centers) (634) - CCI

280 Tomer Rd., Perry, GA 31069

Phone: 478-987-0290

Vendor ID# 80909

Quarterly Scores (Grades)

Current Quarter Score (Grade)

Q1: 86.28 (B)

Q2: N/A

86.28%

Q3: N/A

Q4: N/A

(B)

Program Census Information:

Children in Care During Quarter: 5

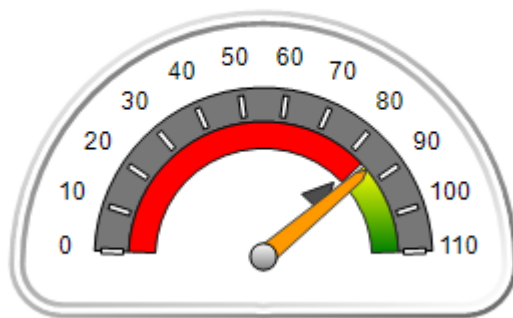
Placements During Quarter: 5

Children in Care On Last Day: 3

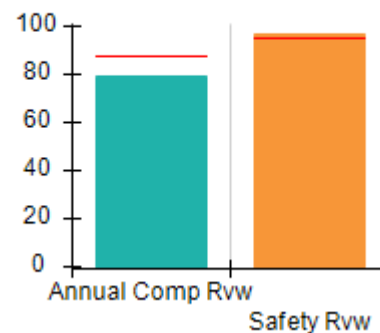
Quarterly Provider Comparisons to All CCIs

▼ indicates average for all CCIs

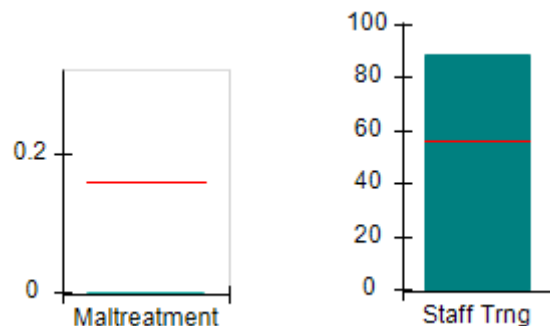
Overall Score (%)



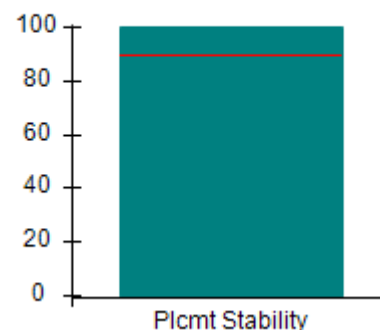
OPM Monitoring Reviews (%)



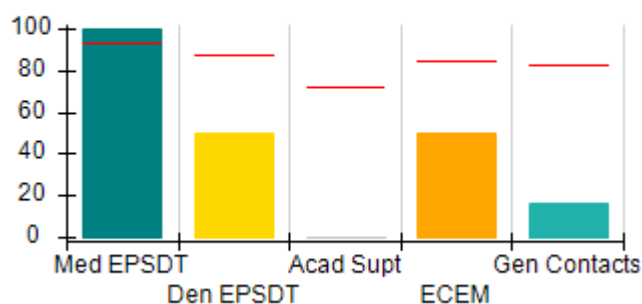
Safety Outcomes (%)



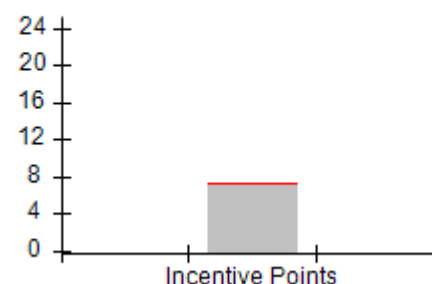
Permanency Outcomes (%)



Well-Being Outcomes (%)



Incentives Earned (Points)





Performance-Based Placement Measures

RBWO Provider GA+SCORECARD - CCI

Report Quarter: Q1 FY2018

Provider/Program Name: Dr. Xavier Moore Home for Boys, LLC - (formerly Family Community Care Centers) (634) - CCI				
280 Tomer Rd., Perry, GA 31069		Quarterly Scores (Grades)		Current Quarter Score (Grade)
Phone: 478-987-0290		Q1: 86.28 (B)	Q2: N/A	86.28% (B)
Vendor ID# 80909		Q3: N/A	Q4: N/A	
Program Census Information:		# Children in Care During Quarter: 5	# Placements During Quarter: 5	# Children in Care On Last Day: 3
	Avg Performance All CCIs (%)	Provider Performance (%)*	Possible Points (Weight)	Provider Points Earned
OPM Monitoring Reviews				
Annual Comprehensive Reviews	88%	79%	25	19.83
Safety Reviews	95%	97%	15	14.52
Monitoring Sub-Total			40	34.35
CCI Safety Outcomes				
Incidence of Maltreatment	0.16%	No Substantiated Reports	10	10.00
Staff Training	56%	89%	10	8.90
Safety Sub-Total			20	18.90
CCI Permanency Outcomes				
Placement Stability	90%	100%	15	15.00
Permanency Sub-Total			15	15.00
CCI Well-Being Outcomes				
EPSDT Medical Visits	93%	100%	4	4.00
EPSDT Dental Visits	87%	50%	4	2.00
Academic Supports	72%	0%	3	0.00
Provider ECEM Visits	84%	50%	7	3.50
Provider General Contacts	82%	17%	7	1.19
Placements with Siblings	41%	Not Eligible	Not Scored	Not Scored
Placements within Legal County	17%	0%	Not Scored	Not Scored
Well-Being Sub-Total			25	10.69
*Performance calculation descriptions can be found in the FY 2018 RBWO PBP Measurements and Standards Guide.				

Monitoring & Outcomes: Possible Points = 100		Points Earned = 78.94	
Score Before Incentives Credit			78.94%
Incentives Awarded			7.34 pts
PBP Verification			N/A pts
Total Score			86.28%



DHS, DFCS, Office of Provider Management
Performance-Based Placement Measures
RBWO Provider GA+SCORECARD - CCI



Report Quarter: Q1 FY2018

Provider/Program Name: Dr. Xavier Moore Home for Boys, LLC - (formerly Family Community Care Centers) (634) - CCI

Program Census Information:		# Children in Care During Quarter: 5	# Placements During Quarter: 5	# Children in Care On Last Day: 3
CCI Incentive Credits	Avg Performance All CCIs (Points)	Provider Performance (%)*	Possible Points (Weight)	Provider Points Earned
Early EPSDT Medical Visits		100%	2	2.00
Early EPSDT Dental Visits		67%	2	1.34
Permanency Contacts		0%	5	0.00
Additional Academic Supports		0%	2	0.00
Active Agency Accreditation		0%	4	0.00
Staff Clinical Licensure		0%	5	0.00
Behavior Management (threshold = 0)		100%	4	4.00
Incentives Total	7.35		24	7.34
Maximum total combined incentive credit allowed is 10 points.			Incentives Awarded	7.34

*Performance calculation descriptions can be found in the FY 2018 RBWO PBP Measurements and Standards Guide.

Child Protective Services Investigations and Dispositions

The following investigations data, which is not used for scoring but is considered significant to a provider's performance, is from Georgia SHINES and is not considered final or complete until the end of the fiscal year.

Total Reports:	0
Number Screened In:	0
Number Screened Out:	0
Number Substantiated:	0
Number Unsubstantiated:	0
Number Active CPS Investigations:	0



DHS, DFCS, Office of Provider Management
Performance-Based Placement Measures
RBWO Provider GA+SCORECARD - CCI
Report Quarter: Q1 FY2018



Provider/Program Name: Elks Aidmore Children's Center - (628) - CCI

2394 Morrison Rd., Conyers, GA 30094

Phone: 770-483-3535

Vendor ID# 35321

Quarterly Scores (Grades)

Q1: 103.51 (A+)

Q2: N/A

Q3: N/A

Q4: N/A

Current Quarter Score (Grade)

103.51%

(A+)

Program Census Information:

Children in Care During
Quarter: 19

Placements During
Quarter: 20

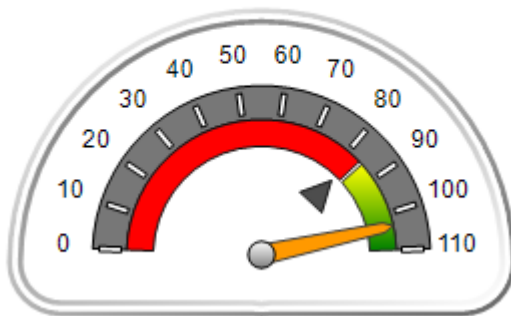
Children in Care On Last
Day: 11

Quarterly Provider Comparisons to All CCIs

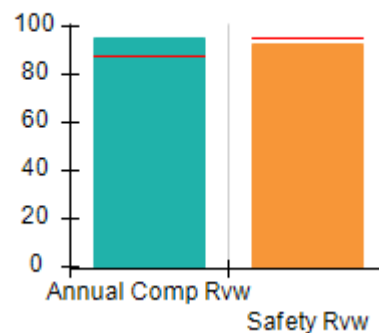


indicates average for all CCIs

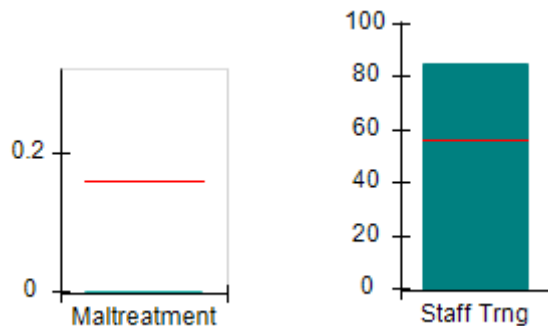
Overall Score (%)



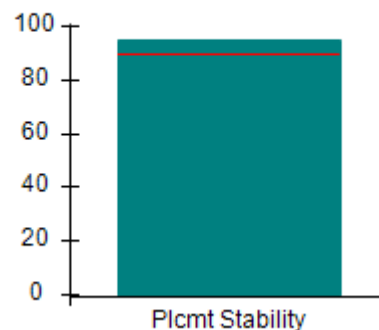
OPM Monitoring Reviews (%)



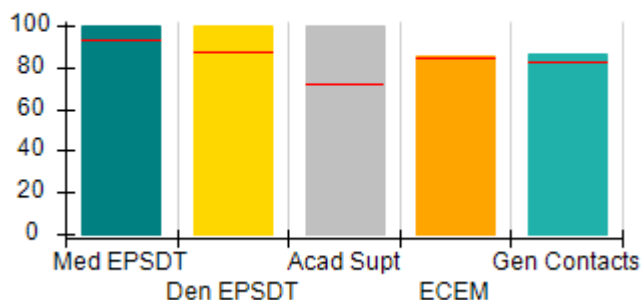
Safety Outcomes (%)



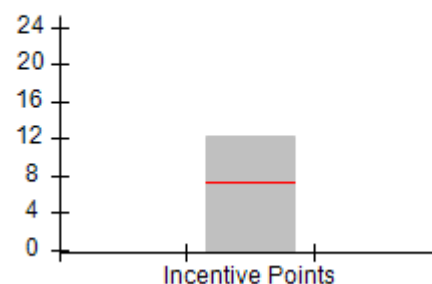
Permanency Outcomes (%)



Well-Being Outcomes (%)



Incentives Earned (Points)





DHS, DFCS, Office of Provider Management
Performance-Based Placement Measures
RBWO Provider GA+SCORECARD - CCI
 Report Quarter: Q1 FY2018



Provider/Program Name: Elks Aidmore Children's Center - (628) - CCI				
2394 Morrison Rd., Conyers, GA 30094 Phone: 770-483-3535 Vendor ID# 35321		Quarterly Scores (Grades)		Current Quarter Score (Grade)
		Q1: 103.51 (A+)	Q2: N/A	103.51% (A+)
		Q3: N/A	Q4: N/A	
Program Census Information:		# Children in Care During Quarter: 19	# Placements During Quarter: 20	# Children in Care On Last Day: 11
	Avg Performance All CCIs (%)	Provider Performance (%)*	Possible Points (Weight)	Provider Points Earned
OPM Monitoring Reviews				
Annual Comprehensive Reviews	88%	95%	25	23.83
Safety Reviews	95%	93%	15	13.96
Monitoring Sub-Total			40	37.79
CCI Safety Outcomes				
Incidence of Maltreatment	0.16%	No Substantiated Reports	10	10.00
Staff Training	56%	85%	10	8.50
Safety Sub-Total			20	18.50
CCI Permanency Outcomes				
Placement Stability	90%	95%	15	14.25
Permanency Sub-Total			15	14.25
CCI Well-Being Outcomes				
EPSDT Medical Visits	93%	100%	4	4.00
EPSDT Dental Visits	87%	100%	4	4.00
Academic Supports	72%	100%	3	3.00
Provider ECEM Visits	84%	85%	7	5.95
Provider General Contacts	82%	86%	7	6.02
Placements with Siblings	41%	0%	Not Scored	Not Scored
Placements within Legal County	17%	0%	Not Scored	Not Scored
Well-Being Sub-Total			25	22.97
*Performance calculation descriptions can be found in the FY 2018 RBWO PBP Measurements and Standards Guide.				

Monitoring & Outcomes: Possible Points = 100	Points Earned = 93.51
Score Before Incentives Credit	93.51%
Incentives Awarded	10.00 pts
PBP Verification	N/A pts
Total Score	103.51%



DHS, DFCS, Office of Provider Management
Performance-Based Placement Measures
RBWO Provider GA+SCORECARD - CCI
Report Quarter: Q1 FY2018



Provider/Program Name: Elks Aidmore Children's Center - (628) - CCI

Program Census Information:		# Children in Care During Quarter: 19	# Placements During Quarter: 20	# Children in Care On Last Day: 11
CCI Incentive Credits	Avg Performance All CCIs (Points)	Provider Performance (%)*	Possible Points (Weight)	Provider Points Earned
Early EPSDT Medical Visits		100%	2	2.00
Early EPSDT Dental Visits		100%	2	2.00
Permanency Contacts		None Planned	5	
Additional Academic Supports		92%	2	1.84
Active Agency Accreditation		50%	4	2.00
Staff Clinical Licensure		10%	5	0.50
Behavior Management (threshold = 0)		100%	4	4.00
Incentives Total	7.35		24	12.34
Maximum total combined incentive credit allowed is 10 points.			Incentives Awarded	10.00

*Performance calculation descriptions can be found in the FY 2018 RBWO PBP Measurements and Standards Guide.

Child Protective Services Investigations and Dispositions

The following investigations data, which is not used for scoring but is considered significant to a provider's performance, is from Georgia SHINES and is not considered final or complete until the end of the fiscal year.

Total Reports:	1	
Number Screened In:	0	
Number Screened Out:	1	
Number Substantiated:	0	
Number Unsubstantiated:	0	
Number Active CPS Investigations:	0	



DHS, DFCS, Office of Provider Management
Performance-Based Placement Measures
RBWO Provider GA+SCORECARD - CCI
Report Quarter: Q1 FY2018



Provider/Program Name: Embracing Arms - (944) - CCI

1673 Hearthstone Court, Jonesboro, GA 30236

Phone: 770 389-9886

Vendor ID# 35323

Quarterly Scores (Grades)

Q1: 93.83 (A-)

Q2: N/A

Q3: N/A

Q4: N/A

Current Quarter Score (Grade)

93.83%

(A-)

Program Census Information:

Children in Care During
Quarter: 8

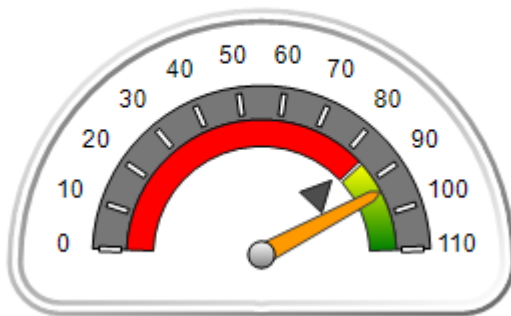
Placements During
Quarter: 8

Children in Care On Last
Day: 4

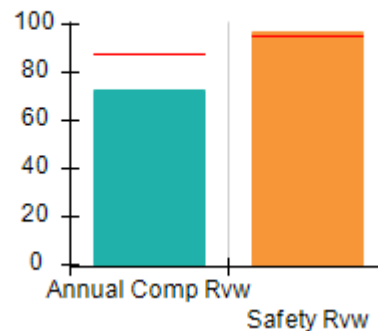
Quarterly Provider Comparisons to All CCIs

▼ — indicates average for all CCIs

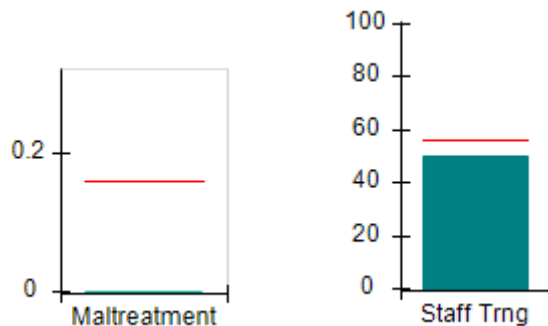
Overall Score (%)



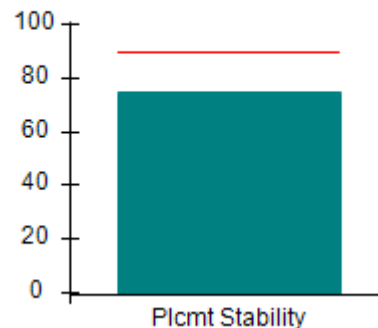
OPM Monitoring Reviews (%)



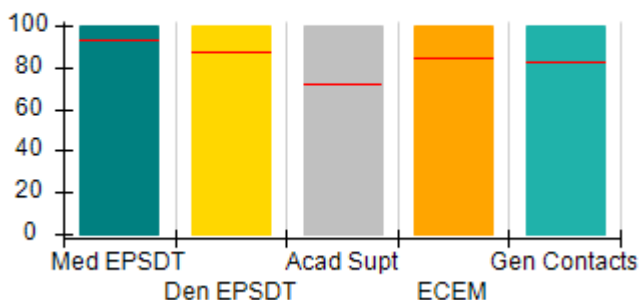
Safety Outcomes (%)



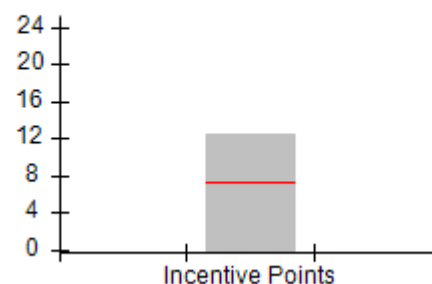
Permanency Outcomes (%)



Well-Being Outcomes (%)



Incentives Earned (Points)





DHS, DFCS, Office of Provider Management
Performance-Based Placement Measures
RBWO Provider GA+SCORECARD - CCI
Report Quarter: Q1 FY2018



Provider/Program Name: Embracing Arms - (944) - CCI				
1673 Hearthstone Court, Jonesboro, GA 30236 Phone: 770 389-9886 Vendor ID# 35323		Quarterly Scores (Grades)		Current Quarter Score (Grade)
		Q1: 93.83 (A-)	Q2: N/A	93.83% (A-)
		Q3: N/A	Q4: N/A	
Program Census Information:		# Children in Care During Quarter: 8	# Placements During Quarter: 8	# Children in Care On Last Day: 4
	Avg Performance All CCIs (%)	Provider Performance (%)*	Possible Points (Weight)	Provider Points Earned
OPM Monitoring Reviews				
Annual Comprehensive Reviews	88%	72%	25	18.11
Safety Reviews	95%	97%	15	14.48
Monitoring Sub-Total			40	32.58
CCI Safety Outcomes				
Incidence of Maltreatment	0.16%	No Substantiated Reports	10	10.00
Staff Training	56%	50%	10	5.00
Safety Sub-Total			20	15.00
CCI Permanency Outcomes				
Placement Stability	90%	75%	15	11.25
Permanency Sub-Total			15	11.25
CCI Well-Being Outcomes				
EPSDT Medical Visits	93%	100%	4	4.00
EPSDT Dental Visits	87%	100%	4	4.00
Academic Supports	72%	100%	3	3.00
Provider ECEM Visits	84%	100%	7	7.00
Provider General Contacts	82%	100%	7	7.00
Placements with Siblings	41%	0%	Not Scored	Not Scored
Placements within Legal County	17%	0%	Not Scored	Not Scored
Well-Being Sub-Total			25	25.00
*Performance calculation descriptions can be found in the FY 2018 RBWO PBP Measurements and Standards Guide.				

Monitoring & Outcomes: Possible Points = 100	Points Earned = 83.83
Score Before Incentives Credit	83.83%
Incentives Awarded	10.00 pts
PBP Verification	N/A pts
Total Score	93.83%



DHS, DFCS, Office of Provider Management
Performance-Based Placement Measures
RBWO Provider GA+SCORECARD - CCI
Report Quarter: Q1 FY2018



Provider/Program Name: Embracing Arms - (944) - CCI

Program Census Information:		# Children in Care During Quarter: 8	# Placements During Quarter: 8	# Children in Care On Last Day: 4
CCI Incentive Credits	Avg Performance All CCIs (Points)	Provider Performance (%)*	Possible Points (Weight)	Provider Points Earned
Early EPSDT Medical Visits		100%	2	2.00
Early EPSDT Dental Visits		100%	2	2.00
Permanency Contacts		0%	5	0.00
Additional Academic Supports		100%	2	2.00
Active Agency Accreditation		50%	4	2.00
Staff Clinical Licensure		10%	5	0.50
Behavior Management (threshold = 0)		100%	4	4.00
Incentives Total	7.35		24	12.50
Maximum total combined incentive credit allowed is 10 points.			Incentives Awarded	10.00

*Performance calculation descriptions can be found in the FY 2018 RBWO PBP Measurements and Standards Guide.

Child Protective Services Investigations and Dispositions

The following investigations data, which is not used for scoring but is considered significant to a provider's performance, is from Georgia SHINES and is not considered final or complete until the end of the fiscal year.

Total Reports:	0	
Number Screened In:	0	
Number Screened Out:	0	
Number Substantiated:	0	
Number Unsubstantiated:	0	
Number Active CPS Investigations:	0	



DHS, DFCS, Office of Provider Management
Performance-Based Placement Measures
RBWO Provider GA+SCORECARD - CCI
Report Quarter: Q1 FY2018



Provider/Program Name: Embracing Arms - Jackson (5194) - CCI

168 Evans Road, Jackson, GA 30233

Phone: 770-389-9886

Vendor ID# 125398

Quarterly Scores (Grades)

Q1: 98.12 (A+)

Q2: N/A

Q3: N/A

Q4: N/A

Current Quarter Score (Grade)

98.12%

(A+)

Program Census Information:

Children in Care During
Quarter: 8

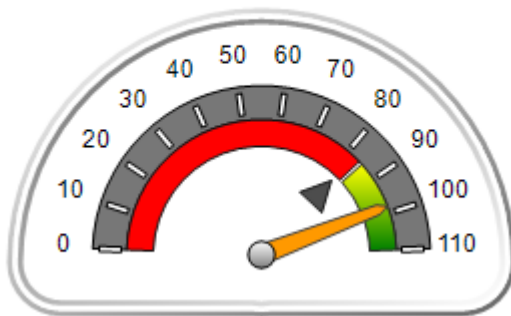
Placements During
Quarter: 9

Children in Care On Last
Day: 5

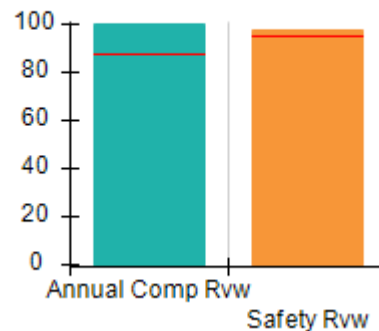
Quarterly Provider Comparisons to All CCIs

▼ indicates average for all CCIs

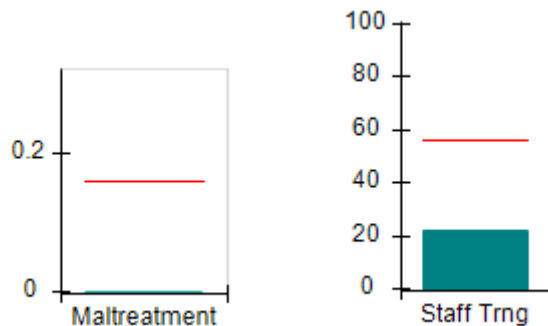
Overall Score (%)



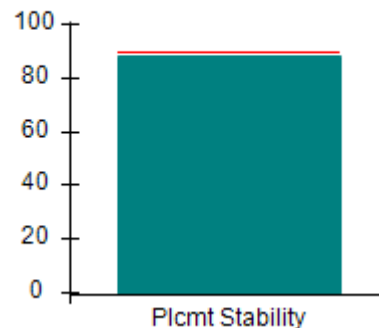
OPM Monitoring Reviews (%)



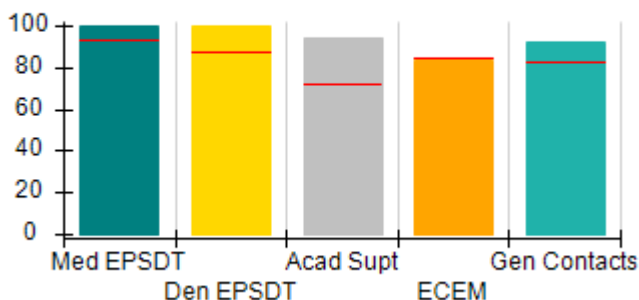
Safety Outcomes (%)



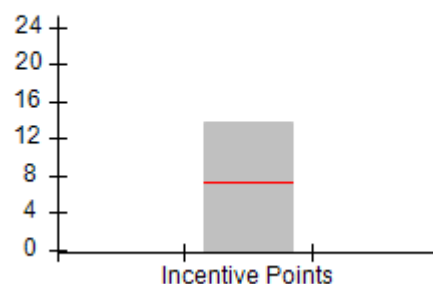
Permanency Outcomes (%)



Well-Being Outcomes (%)



Incentives Earned (Points)





DHS, DFCS, Office of Provider Management
Performance-Based Placement Measures
RBWO Provider GA+SCORECARD - CCI
Report Quarter: Q1 FY2018



Provider/Program Name: Embracing Arms - Jackson (5194) - CCI				
168 Evans Road, Jackson, GA 30233 Phone: 770-389-9886 Vendor ID# 125398		Quarterly Scores (Grades)		Current Quarter Score (Grade)
		Q1: 98.12 (A+)	Q2: N/A	98.12% (A+)
		Q3: N/A	Q4: N/A	
Program Census Information:		# Children in Care During Quarter: 8	# Placements During Quarter: 9	# Children in Care On Last Day: 5
	Avg Performance All CCIs (%)	Provider Performance (%)*	Possible Points (Weight)	Provider Points Earned
OPM Monitoring Reviews				
Annual Comprehensive Reviews	88%	100%	25	25.00
Safety Reviews	95%	98%	15	14.65
Monitoring Sub-Total			40	39.65
CCI Safety Outcomes				
Incidence of Maltreatment	0.16%	No Substantiated Reports	10	10.00
Staff Training	56%	22%	10	2.20
Safety Sub-Total			20	12.20
CCI Permanency Outcomes				
Placement Stability	90%	88%	15	13.20
Permanency Sub-Total			15	13.20
CCI Well-Being Outcomes				
EPSDT Medical Visits	93%	100%	4	4.00
EPSDT Dental Visits	87%	100%	4	4.00
Academic Supports	72%	94%	3	2.82
Provider ECEM Visits	84%	83%	7	5.81
Provider General Contacts	82%	92%	7	6.44
Placements with Siblings	41%	0%	Not Scored	Not Scored
Placements within Legal County	17%	0%	Not Scored	Not Scored
Well-Being Sub-Total			25	23.07
*Performance calculation descriptions can be found in the FY 2018 RBWO PBP Measurements and Standards Guide.				

Monitoring & Outcomes: Possible Points = 100	Points Earned = 88.12
Score Before Incentives Credit	88.12%
Incentives Awarded	10.00 pts
PBP Verification	N/A pts
Total Score	98.12%



DHS, DFCS, Office of Provider Management
Performance-Based Placement Measures
RBWO Provider GA+SCORECARD - CCI
Report Quarter: Q1 FY2018



Provider/Program Name: Embracing Arms - Jackson (5194) - CCI

Program Census Information:		# Children in Care During Quarter: 8	# Placements During Quarter: 9	# Children in Care On Last Day: 5
CCI Incentive Credits	Avg Performance All CCIs (Points)	Provider Performance (%)*	Possible Points (Weight)	Provider Points Earned
Early EPSDT Medical Visits		100%	2	2.00
Early EPSDT Dental Visits		100%	2	2.00
Permanency Contacts		0%	5	0.00
Additional Academic Supports		93%	2	1.86
Active Agency Accreditation		100%	4	4.00
Staff Clinical Licensure		0%	5	0.00
Behavior Management (threshold = 0)		100%	4	4.00
Incentives Total	7.35		24	13.86
Maximum total combined incentive credit allowed is 10 points.			Incentives Awarded	10.00

*Performance calculation descriptions can be found in the FY 2018 RBWO PBP Measurements and Standards Guide.

Child Protective Services Investigations and Dispositions

The following investigations data, which is not used for scoring but is considered significant to a provider's performance, is from Georgia SHINES and is not considered final or complete until the end of the fiscal year.

Total Reports:	0	
Number Screened In:	0	
Number Screened Out:	0	
Number Substantiated:	0	
Number Unsubstantiated:	0	
Number Active CPS Investigations:	0	



DHS, DFCS, Office of Provider Management
Performance-Based Placement Measures
RBWO Provider GA+SCORECARD - CCI
Report Quarter: Q1 FY2018



Provider/Program Name: Families First - College Park Boys Group Home (638) - CCI

2345 Morris Rd., College Park, GA 30349

Phone: 404-853-2867

Vendor ID# 35334

Quarterly Scores (Grades)

Q1: 93.22 (A-)

Q2: N/A

Q3: N/A

Q4: N/A

Current Quarter Score (Grade)

93.22%

(A-)

Program Census Information:

Children in Care During
Quarter: 6

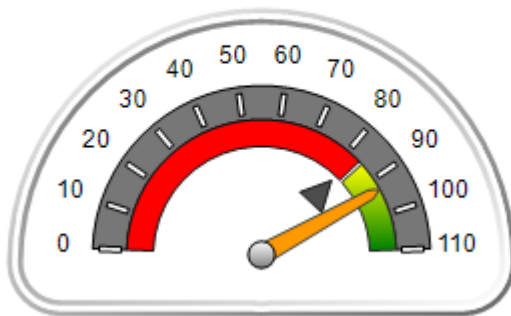
Placements During
Quarter: 6

Children in Care On Last
Day: 6

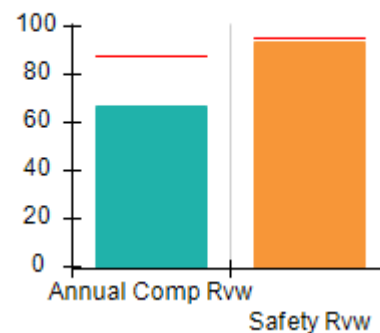
Quarterly Provider Comparisons to All CCIs

▼ indicates average for all CCIs

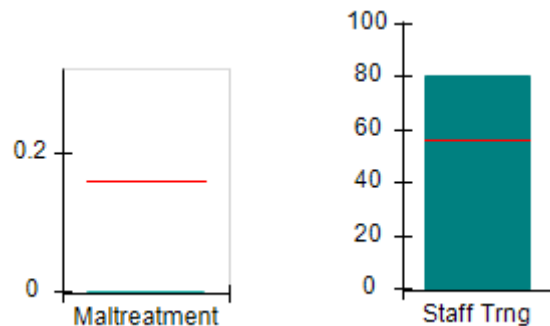
Overall Score (%)



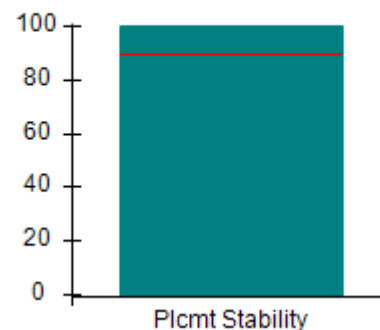
OPM Monitoring Reviews (%)



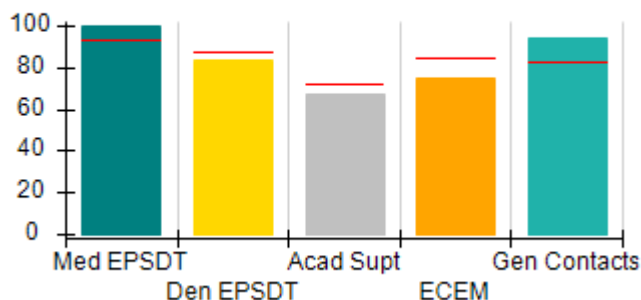
Safety Outcomes (%)



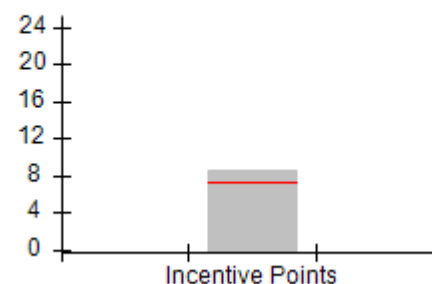
Permanency Outcomes (%)



Well-Being Outcomes (%)



Incentives Earned (Points)





Performance-Based Placement Measures

RBWO Provider GA+SCORECARD - CCI

Report Quarter: Q1 FY2018

Provider/Program Name: Families First - College Park Boys Group Home (638) - CCI				
2345 Morris Rd., College Park, GA 30349 Phone: 404-853-2867 Vendor ID# 35334		Quarterly Scores (Grades)		Current Quarter Score (Grade)
		Q1: 93.22 (A-)	Q2: N/A	93.22% (A-)
		Q3: N/A	Q4: N/A	
Program Census Information:		# Children in Care During Quarter: 6	# Placements During Quarter: 6	# Children in Care On Last Day: 6
	Avg Performance All CCIs (%)	Provider Performance (%)*	Possible Points (Weight)	Provider Points Earned
OPM Monitoring Reviews				
Annual Comprehensive Reviews	88%	66%	25	16.58
Safety Reviews	95%	93%	15	13.98
Monitoring Sub-Total			40	30.56
CCI Safety Outcomes				
Incidence of Maltreatment	0.16%	No Substantiated Reports	10	10.00
Staff Training	56%	80%	10	8.00
Safety Sub-Total			20	18.00
CCI Permanency Outcomes				
Placement Stability	90%	100%	15	15.00
Permanency Sub-Total			15	15.00
CCI Well-Being Outcomes				
EPSDT Medical Visits	93%	100%	4	4.00
EPSDT Dental Visits	87%	83%	4	3.32
Academic Supports	72%	67%	3	2.01
Provider ECEM Visits	84%	75%	7	5.25
Provider General Contacts	82%	94%	7	6.58
Placements with Siblings	41%	0%	Not Scored	Not Scored
Placements within Legal County	17%	100%	Not Scored	Not Scored
Well-Being Sub-Total			25	21.16
*Performance calculation descriptions can be found in the FY 2018 RBWO PBP Measurements and Standards Guide.				

Monitoring & Outcomes: Possible Points = 100	Points Earned = 84.72
Score Before Incentives Credit	84.72%
Incentives Awarded	8.50 pts
PBP Verification	N/A pts
Total Score	93.22%



DHS, DFCS, Office of Provider Management
Performance-Based Placement Measures
RBWO Provider GA+SCORECARD - CCI
Report Quarter: Q1 FY2018



Provider/Program Name: Families First - College Park Boys Group Home (638) - CCI

Program Census Information:		# Children in Care During Quarter: 6	# Placements During Quarter: 6	# Children in Care On Last Day: 6
CCI Incentive Credits	Avg Performance All CCIs (Points)	Provider Performance (%)*	Possible Points (Weight)	Provider Points Earned
Early EPSDT Medical Visits		100%	2	2.00
Early EPSDT Dental Visits		0%	2	0.00
Permanency Contacts		None Planned	5	
Additional Academic Supports		25%	2	0.50
Active Agency Accreditation		50%	4	2.00
Staff Clinical Licensure		0%	5	0.00
Behavior Management (threshold = 0)		100%	4	4.00
Incentives Total	7.35		24	8.50
Maximum total combined incentive credit allowed is 10 points.			Incentives Awarded	8.50

*Performance calculation descriptions can be found in the FY 2018 RBWO PBP Measurements and Standards Guide.

Child Protective Services Investigations and Dispositions

The following investigations data, which is not used for scoring but is considered significant to a provider's performance, is from Georgia SHINES and is not considered final or complete until the end of the fiscal year.

Total Reports:	0	
Number Screened In:	0	
Number Screened Out:	0	
Number Substantiated:	0	
Number Unsubstantiated:	0	
Number Active CPS Investigations:	0	



DHS, DFCS, Office of Provider Management
Performance-Based Placement Measures
RBWO Provider GA+SCORECARD - CCI
Report Quarter: Q1 FY2018



Provider/Program Name: Families First - Gwindale Girls Group Home (640) - CCI

2176 Ridgedale Dr., Grayson, GA 30817

Phone: 404-853-2867

Vendor ID# 35336

Quarterly Scores (Grades)

Q1: 105.39 (A+)

Q2: N/A

Q3: N/A

Q4: N/A

Current Quarter Score
(Grade)

105.39%

(A+)

Program Census Information:

Children in Care During
Quarter: 6

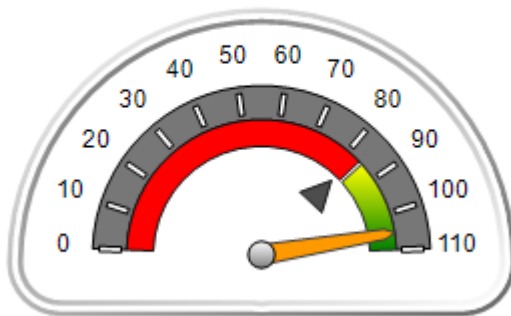
Placements During
Quarter: 7

Children in Care On Last
Day: 5

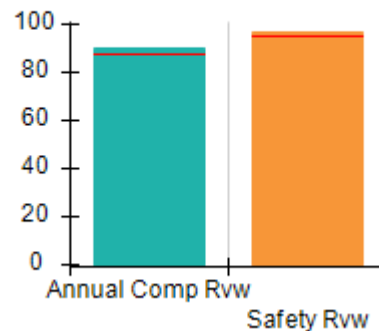
Quarterly Provider Comparisons to All CCIs

▼ indicates average for all CCIs

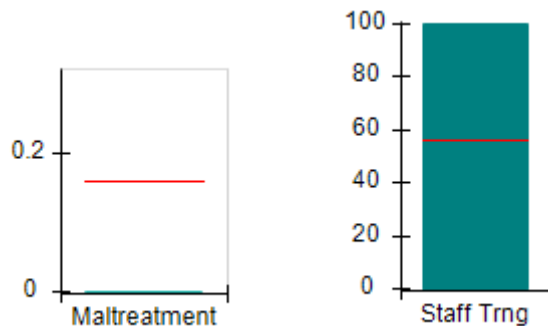
Overall Score (%)



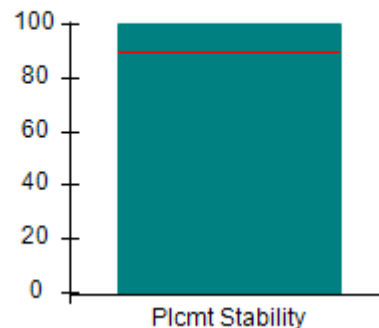
OPM Monitoring Reviews (%)



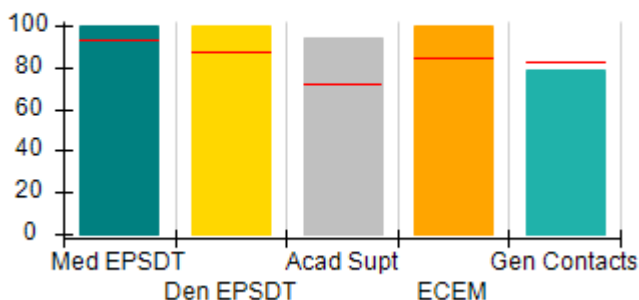
Safety Outcomes (%)



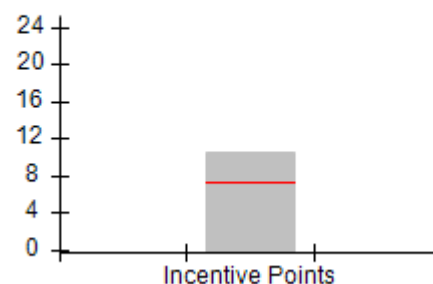
Permanency Outcomes (%)



Well-Being Outcomes (%)



Incentives Earned (Points)





DHS, DFCS, Office of Provider Management
Performance-Based Placement Measures
RBWO Provider GA+SCORECARD - CCI
 Report Quarter: Q1 FY2018



Provider/Program Name: Families First - Gwindale Girls Group Home (640) - CCI				
2176 Ridgedale Dr., Grayson, GA 30817 Phone: 404-853-2867 Vendor ID# 35336		Quarterly Scores (Grades)		Current Quarter Score (Grade)
		Q1: 105.39 (A+)	Q2: N/A	105.39% (A+)
		Q3: N/A	Q4: N/A	
Program Census Information:		# Children in Care During Quarter: 6	# Placements During Quarter: 7	# Children in Care On Last Day: 5
	Avg Performance All CCIs (%)	Provider Performance (%)*	Possible Points (Weight)	Provider Points Earned
OPM Monitoring Reviews				
Annual Comprehensive Reviews	88%	90%	25	22.48
Safety Reviews	95%	97%	15	14.56
Monitoring Sub-Total			40	37.04
CCI Safety Outcomes				
Incidence of Maltreatment	0.16%	No Substantiated Reports	10	10.00
Staff Training	56%	100%	10	10.00
Safety Sub-Total			20	20.00
CCI Permanency Outcomes				
Placement Stability	90%	100%	15	15.00
Permanency Sub-Total			15	15.00
CCI Well-Being Outcomes				
EPSDT Medical Visits	93%	100%	4	4.00
EPSDT Dental Visits	87%	100%	4	4.00
Academic Supports	72%	94%	3	2.82
Provider ECEM Visits	84%	100%	7	7.00
Provider General Contacts	82%	79%	7	5.53
Placements with Siblings	41%	55%	Not Scored	Not Scored
Placements within Legal County	17%	67%	Not Scored	Not Scored
Well-Being Sub-Total			25	23.35
*Performance calculation descriptions can be found in the FY 2018 RBWO PBP Measurements and Standards Guide.				

Monitoring & Outcomes: Possible Points = 100		Points Earned = 95.39	
Score Before Incentives Credit		95.39%	
Incentives Awarded		10.00 pts	
PBP Verification		N/A pts	
Total Score		105.39%	



DHS, DFCS, Office of Provider Management
Performance-Based Placement Measures
RBWO Provider GA+SCORECARD - CCI
Report Quarter: Q1 FY2018



Provider/Program Name: Families First - Gwindale Girls Group Home (640) - CCI

Program Census Information:		# Children in Care During Quarter: 6	# Placements During Quarter: 7	# Children in Care On Last Day: 5
CCI Incentive Credits	Avg Performance All CCIs (Points)	Provider Performance (%)*	Possible Points (Weight)	Provider Points Earned
Early EPSDT Medical Visits		100%	2	2.00
Early EPSDT Dental Visits		100%	2	2.00
Permanency Contacts		None Planned	5	
Additional Academic Supports		23%	2	0.46
Active Agency Accreditation		50%	4	2.00
Staff Clinical Licensure		0%	5	0.00
Behavior Management (threshold = 0)		100%	4	4.00
Incentives Total	7.35		24	10.46
Maximum total combined incentive credit allowed is 10 points.			Incentives Awarded	10.00

*Performance calculation descriptions can be found in the FY 2018 RBWO PBP Measurements and Standards Guide.

Child Protective Services Investigations and Dispositions

The following investigations data, which is not used for scoring but is considered significant to a provider's performance, is from Georgia SHINES and is not considered final or complete until the end of the fiscal year.

Total Reports:	0	
Number Screened In:	0	
Number Screened Out:	0	
Number Substantiated:	0	
Number Unsubstantiated:	0	
Number Active CPS Investigations:	0	



DHS, DFCS, Office of Provider Management

Performance-Based Placement Measures

RBWO Provider GA+SCORECARD - CCI

Report Quarter: Q1 FY2018



Provider/Program Name: Families First - Second Chance Home (642) - CCI

2625 Jerome Rd., College Park, GA 30349

Phone: 404-853-2867

Vendor ID# 35339

Quarterly Scores (Grades)

Q1: 92.04 (A-)

Q2: N/A

Q3: N/A

Q4: N/A

Current Quarter Score (Grade)

92.04%

(A-)

Program Census Information:

Children in Care During Quarter: 6

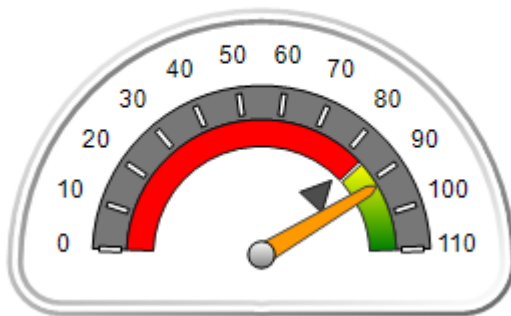
Placements During Quarter: 6

Children in Care On Last Day: 4

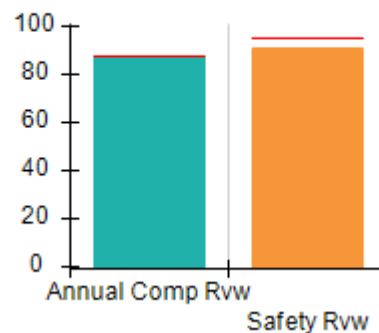
Quarterly Provider Comparisons to All CCIs

▼ indicates average for all CCIs

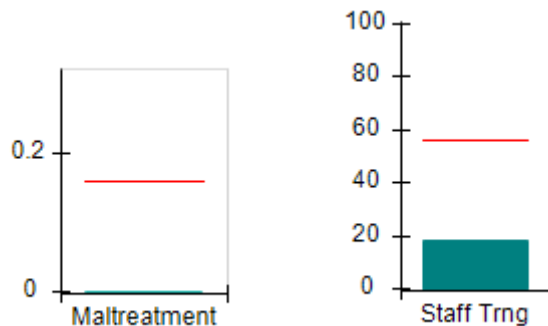
Overall Score (%)



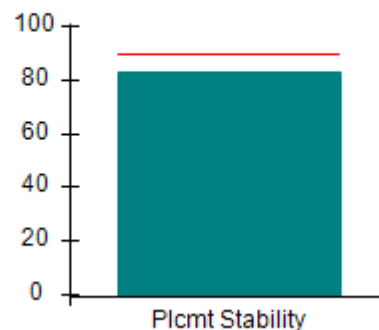
OPM Monitoring Reviews (%)



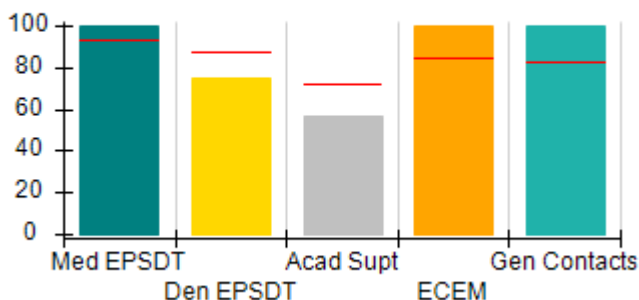
Safety Outcomes (%)



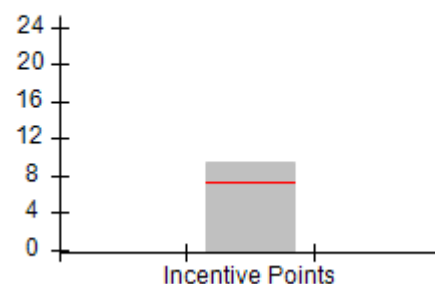
Permanency Outcomes (%)



Well-Being Outcomes (%)



Incentives Earned (Points)





DHS, DFCS, Office of Provider Management
Performance-Based Placement Measures
RBWO Provider GA+SCORECARD - CCI
Report Quarter: Q1 FY2018



Provider/Program Name: Families First - Second Chance Home (642) - CCI				
2625 Jerome Rd., College Park, GA 30349 Phone: 404-853-2867 Vendor ID# 35339		Quarterly Scores (Grades)		Current Quarter Score (Grade)
		Q1: 92.04 (A-)	Q2: N/A	92.04% (A-)
		Q3: N/A	Q4: N/A	
Program Census Information:		# Children in Care During Quarter: 6	# Placements During Quarter: 6	# Children in Care On Last Day: 4
	Avg Performance All CCIs (%)	Provider Performance (%)*	Possible Points (Weight)	Provider Points Earned
OPM Monitoring Reviews				
Annual Comprehensive Reviews	88%	88%	25	21.89
Safety Reviews	95%	91%	15	13.69
Monitoring Sub-Total			40	35.58
CCI Safety Outcomes				
Incidence of Maltreatment	0.16%	No Substantiated Reports	10	10.00
Staff Training	56%	18%	10	1.80
Safety Sub-Total			20	11.80
CCI Permanency Outcomes				
Placement Stability	90%	83%	15	12.45
Permanency Sub-Total			15	12.45
CCI Well-Being Outcomes				
EPSDT Medical Visits	93%	100%	4	4.00
EPSDT Dental Visits	87%	75%	4	3.00
Academic Supports	72%	57%	3	1.71
Provider ECEM Visits	84%	100%	7	7.00
Provider General Contacts	82%	100%	7	7.00
Placements with Siblings	41%	Not Eligible	Not Scored	Not Scored
Placements within Legal County	17%	0%	Not Scored	Not Scored
Well-Being Sub-Total			25	22.71
*Performance calculation descriptions can be found in the FY 2018 RBWO PBP Measurements and Standards Guide.				

Monitoring & Outcomes: Possible Points = 100	Points Earned = 82.54
Score Before Incentives Credit	82.54%
Incentives Awarded	9.50 pts
PBP Verification	N/A pts
Total Score	92.04%



DHS, DFCS, Office of Provider Management
Performance-Based Placement Measures
RBWO Provider GA+SCORECARD - CCI
Report Quarter: Q1 FY2018



Provider/Program Name: Families First - Second Chance Home (642) - CCI

Program Census Information:		# Children in Care During Quarter: 6	# Placements During Quarter: 6	# Children in Care On Last Day: 4
CCI Incentive Credits	Avg Performance All CCIs (Points)	Provider Performance (%)*	Possible Points (Weight)	Provider Points Earned
Early EPSDT Medical Visits		100%	2	2.00
Early EPSDT Dental Visits		75%	2	1.50
Permanency Contacts		None Planned	5	
Additional Academic Supports		0%	2	0.00
Active Agency Accreditation		50%	4	2.00
Staff Clinical Licensure		0%	5	0.00
Behavior Management (threshold = 0)		100%	4	4.00
Incentives Total	7.35		24	9.50
Maximum total combined incentive credit allowed is 10 points.			Incentives Awarded	9.50

*Performance calculation descriptions can be found in the FY 2018 RBWO PBP Measurements and Standards Guide.

Child Protective Services Investigations and Dispositions

The following investigations data, which is not used for scoring but is considered significant to a provider's performance, is from Georgia SHINES and is not considered final or complete until the end of the fiscal year.

Total Reports:	0	
Number Screened In:	0	
Number Screened Out:	0	
Number Substantiated:	0	
Number Unsubstantiated:	0	
Number Active CPS Investigations:	0	



DHS, DFCS, Office of Provider Management
Performance-Based Placement Measures
RBWO Provider GA+SCORECARD - CCI
Report Quarter: Q1 FY2018



Provider/Program Name: Family Choices - (5153) - CCI

6345 Queens Road, Douglasville, GA 30135

Phone: 404-474-2064

Vendor ID# 54024

Quarterly Scores (Grades)

Q1: 104.62 (A+)

Q2: N/A

Q3: N/A

Q4: N/A

Current Quarter Score
(Grade)

104.62%

(A+)

Program Census Information:

Children in Care During
Quarter: 10

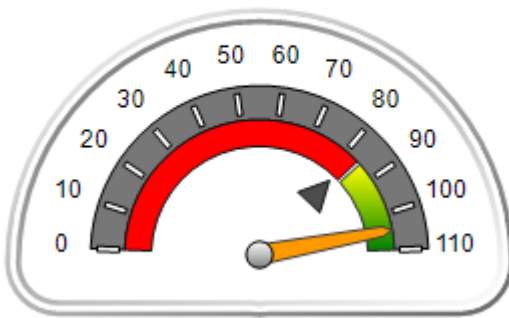
Placements During
Quarter: 10

Children in Care On Last
Day: 5

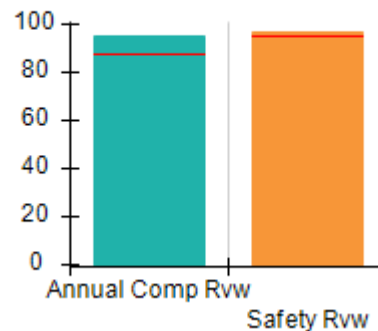
Quarterly Provider Comparisons to All CCIs

▼ indicates average for all CCIs

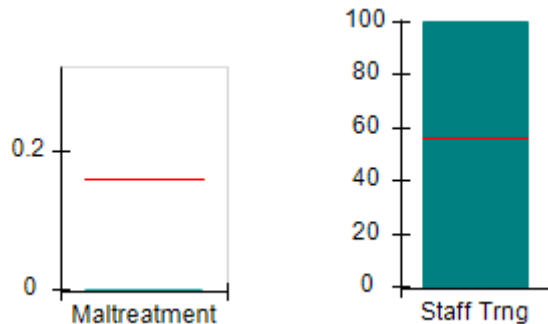
Overall Score (%)



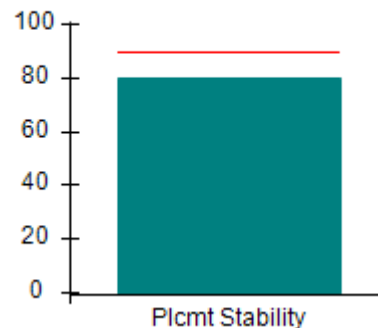
OPM Monitoring Reviews (%)



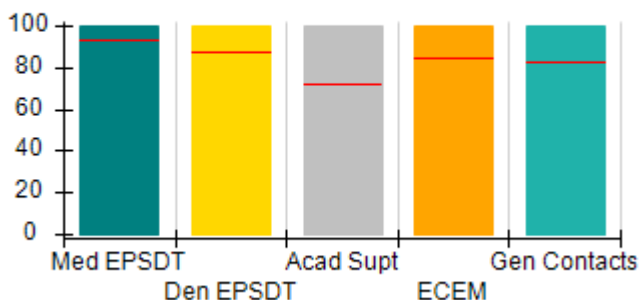
Safety Outcomes (%)



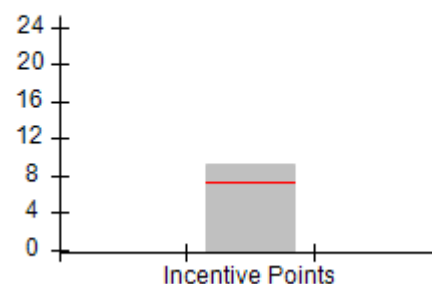
Permanency Outcomes (%)



Well-Being Outcomes (%)



Incentives Earned (Points)





DHS, DFCS, Office of Provider Management
Performance-Based Placement Measures
RBWO Provider GA+SCORECARD - CCI
Report Quarter: Q1 FY2018



Provider/Program Name: Family Choices - (5153) - CCI				
6345 Queens Road, Douglasville, GA 30135		Quarterly Scores (Grades)		Current Quarter Score (Grade)
Phone: 404-474-2064		Q1: 104.62 (A+)	Q2: N/A	104.62% (A+)
Vendor ID# 54024		Q3: N/A	Q4: N/A	
Program Census Information:		# Children in Care During Quarter: 10	# Placements During Quarter: 10	# Children in Care On Last Day: 5
	Avg Performance All CCIs (%)	Provider Performance (%)*	Possible Points (Weight)	Provider Points Earned
OPM Monitoring Reviews				
Annual Comprehensive Reviews	88%	95%	25	23.85
Safety Reviews	95%	97%	15	14.49
Monitoring Sub-Total			40	38.34
CCI Safety Outcomes				
Incidence of Maltreatment	0.16%	No Substantiated Reports	10	10.00
Staff Training	56%	100%	10	10.00
Safety Sub-Total			20	20.00
CCI Permanency Outcomes				
Placement Stability	90%	80%	15	12.00
Permanency Sub-Total			15	12.00
CCI Well-Being Outcomes				
EPSDT Medical Visits	93%	100%	4	4.00
EPSDT Dental Visits	87%	100%	4	4.00
Academic Supports	72%	100%	3	3.00
Provider ECEM Visits	84%	100%	7	7.00
Provider General Contacts	82%	100%	7	7.00
Placements with Siblings	41%	0%	Not Scored	Not Scored
Placements within Legal County	17%	0%	Not Scored	Not Scored
Well-Being Sub-Total			25	25.00
*Performance calculation descriptions can be found in the FY 2018 RBWO PBP Measurements and Standards Guide.				

Monitoring & Outcomes: Possible Points = 100	Points Earned = 95.34
Score Before Incentives Credit	95.34%
Incentives Awarded	9.28 pts
PBP Verification	N/A pts
Total Score	104.62%



DHS, DFCS, Office of Provider Management
Performance-Based Placement Measures
RBWO Provider GA+SCORECARD - CCI
Report Quarter: Q1 FY2018



Provider/Program Name: Family Choices - (5153) - CCI

Program Census Information:		# Children in Care During Quarter: 10	# Placements During Quarter: 10	# Children in Care On Last Day: 5
CCI Incentive Credits	Avg Performance All CCIs (Points)	Provider Performance (%)*	Possible Points (Weight)	Provider Points Earned
Early EPSDT Medical Visits		100%	2	2.00
Early EPSDT Dental Visits		100%	2	2.00
Permanency Contacts		None Planned	5	
Additional Academic Supports		64%	2	1.28
Active Agency Accreditation		0%	4	0.00
Staff Clinical Licensure		0%	5	0.00
Behavior Management (threshold = 0)		100%	4	4.00
Incentives Total	7.35		24	9.28
Maximum total combined incentive credit allowed is 10 points.			Incentives Awarded	9.28

*Performance calculation descriptions can be found in the FY 2018 RBWO PBP Measurements and Standards Guide.

Child Protective Services Investigations and Dispositions

The following investigations data, which is not used for scoring but is considered significant to a provider's performance, is from Georgia SHINES and is not considered final or complete until the end of the fiscal year.

Total Reports:	0	
Number Screened In:	0	
Number Screened Out:	0	
Number Substantiated:	0	
Number Unsubstantiated:	0	
Number Active CPS Investigations:	0	



DHS, DFCS, Office of Provider Management
Performance-Based Placement Measures
RBWO Provider GA+SCORECARD - CCI



Report Quarter: Q1 FY2018

Provider/Program Name: Family Crisis Center of Walker, Dade, Catoosa, Chattooga Counties - The Cottage (645) - CCI

467 Long Hollow Rd., Rock Spring, GA 30739

Phone: 706-375-9060

Vendor ID# 35341

Quarterly Scores (Grades)

Current Quarter Score (Grade)

Q1: 86.85 (B)

Q2: N/A

86.85%

Q3: N/A

Q4: N/A

(B)

Program Census Information:

Children in Care During Quarter: 20

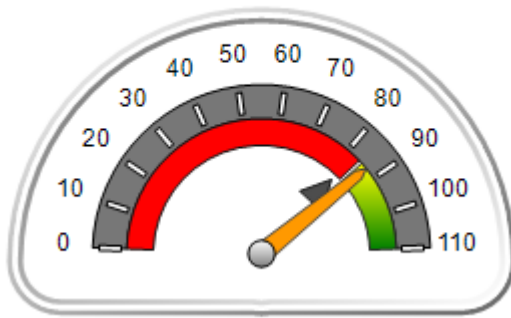
Placements During Quarter: 20

Children in Care On Last Day: 16

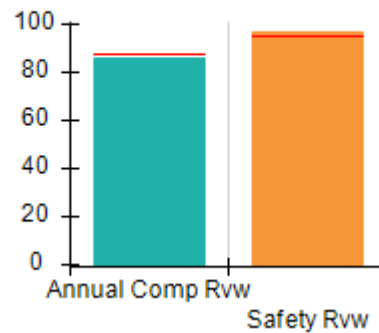
Quarterly Provider Comparisons to All CCIs

▼ indicates average for all CCIs

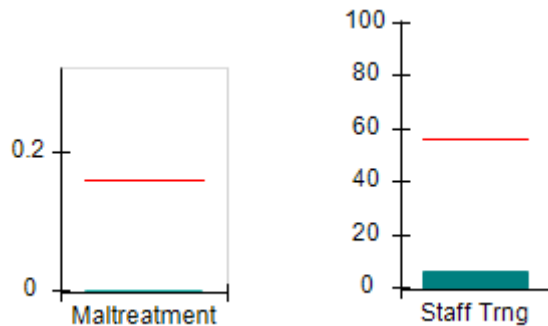
Overall Score (%)



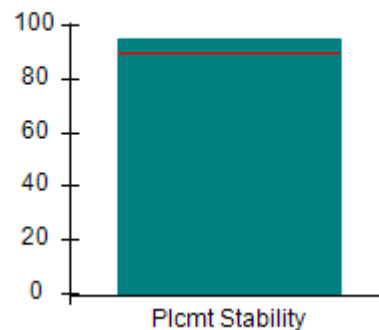
OPM Monitoring Reviews (%)



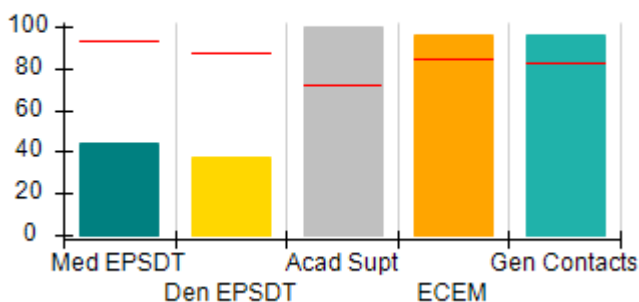
Safety Outcomes (%)



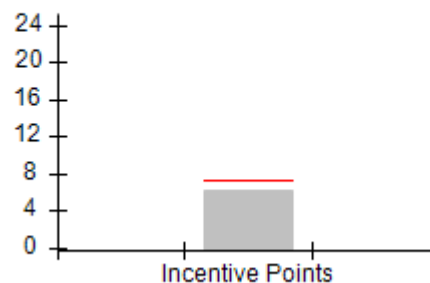
Permanency Outcomes (%)



Well-Being Outcomes (%)



Incentives Earned (Points)





Performance-Based Placement Measures

RBWO Provider GA+SCORECARD - CCI

Report Quarter: Q1 FY2018

Provider/Program Name: Family Crisis Center of Walker, Dade, Catoosa, Chattooga Counties - The Cottage (645) - CCI				
467 Long Hollow Rd., Rock Spring, GA 30739		Quarterly Scores (Grades)		Current Quarter Score (Grade)
Phone: 706-375-9060		Q1: 86.85 (B)	Q2: N/A	86.85% (B)
Vendor ID# 35341		Q3: N/A	Q4: N/A	
Program Census Information:		# Children in Care During Quarter: 20	# Placements During Quarter: 20	# Children in Care On Last Day: 16
	Avg Performance All CCIs (%)	Provider Performance (%)*	Possible Points (Weight)	Provider Points Earned
OPM Monitoring Reviews				
Annual Comprehensive Reviews	88%	86%	25	21.51
Safety Reviews	95%	97%	15	14.53
Monitoring Sub-Total			40	36.04
CCI Safety Outcomes				
Incidence of Maltreatment	0.16%	No Substantiated Reports	10	10.00
Staff Training	56%	6%	10	0.60
Safety Sub-Total			20	10.60
CCI Permanency Outcomes				
Placement Stability	90%	95%	15	14.25
Permanency Sub-Total			15	14.25
CCI Well-Being Outcomes				
EPSDT Medical Visits	93%	44%	4	1.76
EPSDT Dental Visits	87%	38%	4	1.52
Academic Supports	72%	100%	3	3.00
Provider ECEM Visits	84%	96%	7	6.72
Provider General Contacts	82%	96%	7	6.72
Placements with Siblings	41%	57%	Not Scored	Not Scored
Placements within Legal County	17%	40%	Not Scored	Not Scored
Well-Being Sub-Total			25	19.72
*Performance calculation descriptions can be found in the FY 2018 RBWO PBP Measurements and Standards Guide.				

Monitoring & Outcomes: Possible Points = 100		Points Earned = 80.61	
Score Before Incentives Credit			80.61%
Incentives Awarded			6.24 pts
PBP Verification			N/A pts
Total Score			86.85%



DHS, DFCS, Office of Provider Management
Performance-Based Placement Measures
RBWO Provider GA+SCORECARD - CCI



Report Quarter: Q1 FY2018

Provider/Program Name: Family Crisis Center of Walker, Dade, Catoosa, Chattooga Counties - The Cottage (645) - CCI

Program Census Information:		# Children in Care During Quarter: 20	# Placements During Quarter: 20	# Children in Care On Last Day: 16
CCI Incentive Credits	Avg Performance All CCIs (Points)	Provider Performance (%)*	Possible Points (Weight)	Provider Points Earned
Early EPSDT Medical Visits		18%	2	0.36
Early EPSDT Dental Visits		9%	2	0.18
Permanency Contacts		34%	5	1.70
Additional Academic Supports		0%	2	0.00
Active Agency Accreditation		0%	4	0.00
Staff Clinical Licensure		0%	5	0.00
Behavior Management (threshold = 0)		100%	4	4.00
Incentives Total	7.35		24	6.24
Maximum total combined incentive credit allowed is 10 points.			Incentives Awarded	6.24

*Performance calculation descriptions can be found in the FY 2018 RBWO PBP Measurements and Standards Guide.

Child Protective Services Investigations and Dispositions

The following investigations data, which is not used for scoring but is considered significant to a provider's performance, is from Georgia SHINES and is not considered final or complete until the end of the fiscal year.

Total Reports:	1
Number Screened In:	1
Number Screened Out:	0
Number Substantiated:	0
Number Unsubstantiated:	0
Number Active CPS Investigations:	1



DHS, DFCS, Office of Provider Management
Performance-Based Placement Measures
RBWO Provider GA+SCORECARD - CCI



Report Quarter: Q1 FY2018

Provider/Program Name: Family Support Council - Oak Haven Second Chance Home (646) - CCI

216 Fort Hill Terr., Dalton, GA 30721

Phone: 706-259-4550

Vendor ID# 35343

Quarterly Scores (Grades)

Current Quarter Score (Grade)

Q1: 94.07 (A)

Q2: N/A

94.07%

Q3: N/A

Q4: N/A

(A)

Program Census Information:

Children in Care During
Quarter: 5

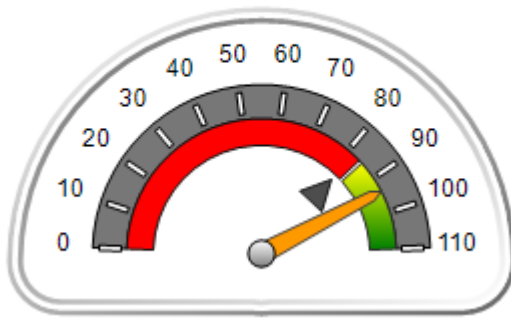
Placements During
Quarter: 5

Children in Care On Last
Day: 4

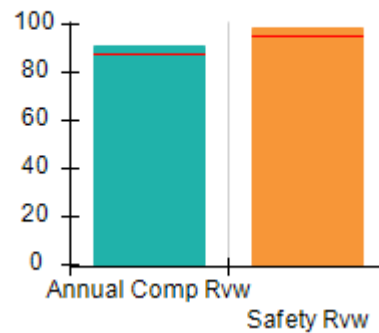
Quarterly Provider Comparisons to All CCIs

▼ — indicates average for all CCIs

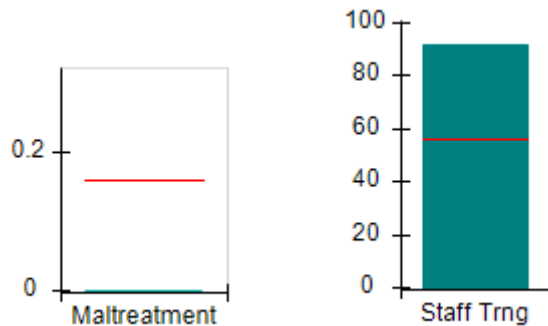
Overall Score (%)



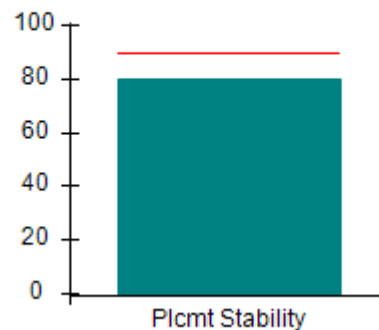
OPM Monitoring Reviews (%)



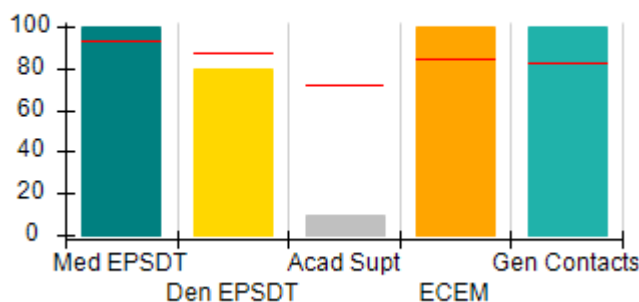
Safety Outcomes (%)



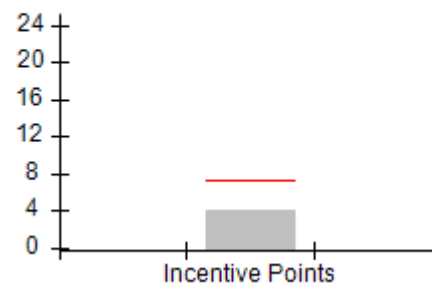
Permanency Outcomes (%)



Well-Being Outcomes (%)



Incentives Earned (Points)





Performance-Based Placement Measures

RBWO Provider GA+SCORECARD - CCI

Report Quarter: Q1 FY2018

Provider/Program Name: Family Support Council - Oak Haven Second Chance Home (646) - CCI				
216 Fort Hill Terr., Dalton, GA 30721 Phone: 706-259-4550 Vendor ID# 35343		Quarterly Scores (Grades)		Current Quarter Score (Grade)
		Q1: 94.07 (A)	Q2: N/A	94.07% (A)
		Q3: N/A	Q4: N/A	
Program Census Information:		# Children in Care During Quarter: 5	# Placements During Quarter: 5	# Children in Care On Last Day: 4
	Avg Performance All CCIs (%)	Provider Performance (%)*	Possible Points (Weight)	Provider Points Earned
OPM Monitoring Reviews				
Annual Comprehensive Reviews	88%	91%	25	22.66
Safety Reviews	95%	98%	15	14.72
Monitoring Sub-Total			40	37.37
CCI Safety Outcomes				
Incidence of Maltreatment	0.16%	No Substantiated Reports	10	10.00
Staff Training	56%	92%	10	9.20
Safety Sub-Total			20	19.20
CCI Permanency Outcomes				
Placement Stability	90%	80%	15	12.00
Permanency Sub-Total			15	12.00
CCI Well-Being Outcomes				
EPSDT Medical Visits	93%	100%	4	4.00
EPSDT Dental Visits	87%	80%	4	3.20
Academic Supports	72%	10%	3	0.30
Provider ECEM Visits	84%	100%	7	7.00
Provider General Contacts	82%	100%	7	7.00
Placements with Siblings	41%	0%	Not Scored	Not Scored
Placements within Legal County	17%	Not Eligible	Not Scored	Not Scored
Well-Being Sub-Total			25	21.50
*Performance calculation descriptions can be found in the FY 2018 RBWO PBP Measurements and Standards Guide.				

Monitoring & Outcomes: Possible Points = 100		Points Earned = 90.07	
Score Before Incentives Credit			90.07%
Incentives Awarded			4.00 pts
PBP Verification			N/A pts
Total Score			94.07%



DHS, DFCS, Office of Provider Management
Performance-Based Placement Measures
RBWO Provider GA+SCORECARD - CCI



Report Quarter: Q1 FY2018

Provider/Program Name: Family Support Council - Oak Haven Second Chance Home (646) - CCI

Program Census Information:		# Children in Care During Quarter: 5	# Placements During Quarter: 5	# Children in Care On Last Day: 4
CCI Incentive Credits	Avg Performance All CCIs (Points)	Provider Performance (%)*	Possible Points (Weight)	Provider Points Earned
Early EPSDT Medical Visits		Not Eligible	2	
Early EPSDT Dental Visits		0%	2	0.00
Permanency Contacts		None Planned	5	
Additional Academic Supports		0%	2	0.00
Active Agency Accreditation		0%	4	0.00
Staff Clinical Licensure		0%	5	0.00
Behavior Management (threshold = 0)		100%	4	4.00
Incentives Total	7.35		24	4.00
Maximum total combined incentive credit allowed is 10 points.			Incentives Awarded	4.00

*Performance calculation descriptions can be found in the FY 2018 RBWO PBP Measurements and Standards Guide.

Child Protective Services Investigations and Dispositions

The following investigations data, which is not used for scoring but is considered significant to a provider's performance, is from Georgia SHINES and is not considered final or complete until the end of the fiscal year.

Total Reports:	0
Number Screened In:	0
Number Screened Out:	0
Number Substantiated:	0
Number Unsubstantiated:	0
Number Active CPS Investigations:	0



DHS, DFCS, Office of Provider Management

Performance-Based Placement Measures

RBWO Provider GA+SCORECARD - CCI

Report Quarter: Q1 FY2018



Provider/Program Name: Foundation Group Home, Inc. - CCI (992) - CCI

827 Tallapoosa Street, Bremen, GA 30110

Phone: 770-537-0700

Vendor ID# 44184

Quarterly Scores (Grades)

Q1: 83.21 (B-)

Q2: N/A

Q3: N/A

Q4: N/A

Current Quarter Score (Grade)

83.21%

(B-)

Program Census Information:

Children in Care During Quarter: 14

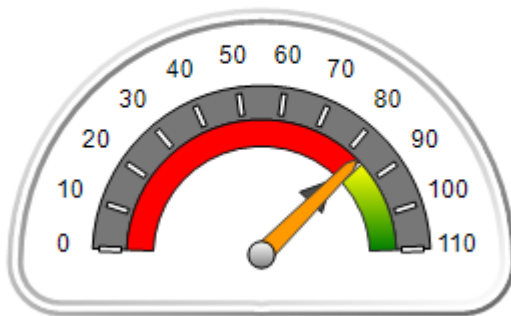
Placements During Quarter: 14

Children in Care On Last Day: 5

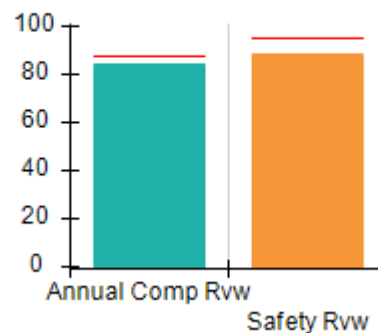
Quarterly Provider Comparisons to All CCIs

▼ indicates average for all CCIs

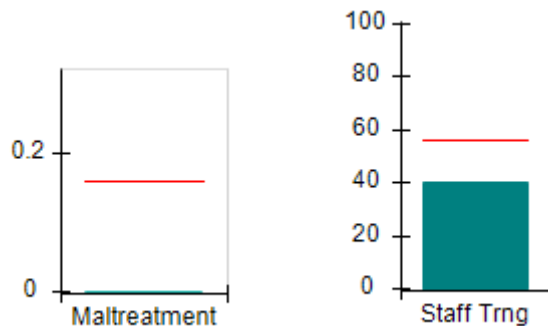
Overall Score (%)



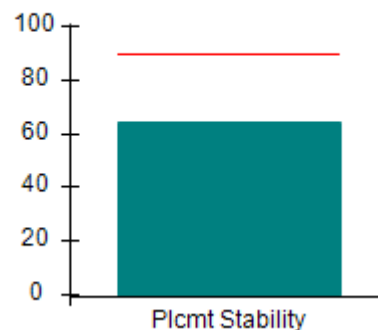
OPM Monitoring Reviews (%)



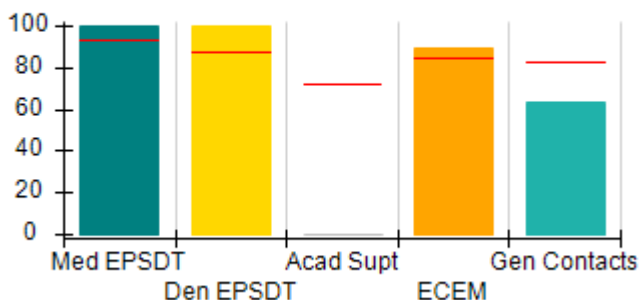
Safety Outcomes (%)



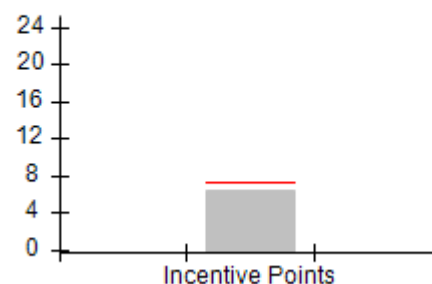
Permanency Outcomes (%)



Well-Being Outcomes (%)



Incentives Earned (Points)





DHS, DFCS, Office of Provider Management
Performance-Based Placement Measures
RBWO Provider GA+SCORECARD - CCI
Report Quarter: Q1 FY2018



Provider/Program Name: Foundation Group Home, Inc. - CCI (992) - CCI				
827 Tallapoosa Street, Bremen, GA 30110 Phone: 770-537-0700 Vendor ID# 44184		Quarterly Scores (Grades)		Current Quarter Score (Grade)
		Q1: 83.21 (B-)	Q2: N/A	83.21% (B-)
		Q3: N/A	Q4: N/A	
Program Census Information:		# Children in Care During Quarter: 14	# Placements During Quarter: 14	# Children in Care On Last Day: 5
	Avg Performance All CCIs (%)	Provider Performance (%)*	Possible Points (Weight)	Provider Points Earned
OPM Monitoring Reviews				
Annual Comprehensive Reviews	88%	85%	25	21.15
Safety Reviews	95%	89%	15	13.32
Monitoring Sub-Total			40	34.47
CCI Safety Outcomes				
Incidence of Maltreatment	0.16%	No Substantiated Reports	10	10.00
Staff Training	56%	40%	10	4.00
Safety Sub-Total			20	14.00
CCI Permanency Outcomes				
Placement Stability	90%	64%	15	9.60
Permanency Sub-Total			15	9.60
CCI Well-Being Outcomes				
EPSDT Medical Visits	93%	100%	4	4.00
EPSDT Dental Visits	87%	100%	4	4.00
Academic Supports	72%	0%	3	0.00
Provider ECEM Visits	84%	89%	7	6.23
Provider General Contacts	82%	63%	7	4.41
Placements with Siblings	41%	0%	Not Scored	Not Scored
Placements within Legal County	17%	0%	Not Scored	Not Scored
Well-Being Sub-Total			25	18.64
*Performance calculation descriptions can be found in the FY 2018 RBWO PBP Measurements and Standards Guide.				

Monitoring & Outcomes: Possible Points = 100		Points Earned = 76.71	
Score Before Incentives Credit		76.71%	
Incentives Awarded		6.50 pts	
PBP Verification		N/A pts	
Total Score		83.21%	



DHS, DFCS, Office of Provider Management
Performance-Based Placement Measures
RBWO Provider GA+SCORECARD - CCI
Report Quarter: Q1 FY2018



Provider/Program Name: Foundation Group Home, Inc. - CCI (992) - CCI

Program Census Information:		# Children in Care During Quarter: 14	# Placements During Quarter: 14	# Children in Care On Last Day: 5
CCI Incentive Credits	Avg Performance All CCIs (Points)	Provider Performance (%)*	Possible Points (Weight)	Provider Points Earned
Early EPSDT Medical Visits		100%	2	2.00
Early EPSDT Dental Visits		25%	2	0.50
Permanency Contacts		0%	5	0.00
Additional Academic Supports		0%	2	0.00
Active Agency Accreditation		0%	4	0.00
Staff Clinical Licensure		0%	5	0.00
Behavior Management (threshold = 0)		100%	4	4.00
Incentives Total	7.35		24	6.50
Maximum total combined incentive credit allowed is 10 points.			Incentives Awarded	6.50

*Performance calculation descriptions can be found in the FY 2018 RBWO PBP Measurements and Standards Guide.

Child Protective Services Investigations and Dispositions

The following investigations data, which is not used for scoring but is considered significant to a provider's performance, is from Georgia SHINES and is not considered final or complete until the end of the fiscal year.

Total Reports:	1	
Number Screened In:	1	
Number Screened Out:	0	
Number Substantiated:	0	
Number Unsubstantiated:	0	
Number Active CPS Investigations:	1	



DHS, DFCS, Office of Provider Management
Performance-Based Placement Measures
RBWO Provider GA+SCORECARD - CCI
Report Quarter: Q1 FY2018



Provider/Program Name: Genesis House for Homeless, Inc. - (654) - CCI

2107 Hwy 41 North, Perry, GA 31069

Phone: 478-987-7466

Vendor ID# 35355

Quarterly Scores (Grades)

Q1: 89.42 (B+)

Q2: N/A

Q3: N/A

Q4: N/A

Current Quarter Score (Grade)

89.42%

(B+)

Program Census Information:

Children in Care During
Quarter: 8

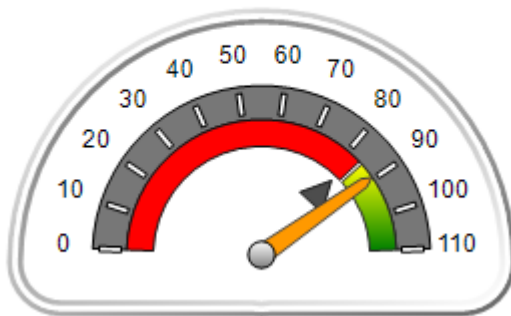
Placements During
Quarter: 8

Children in Care On Last
Day: 6

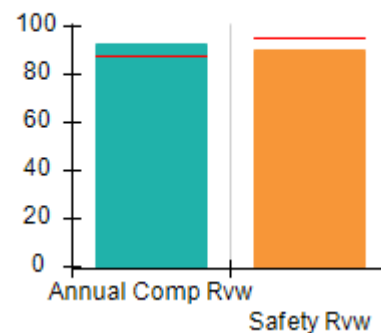
Quarterly Provider Comparisons to All CCIs

▼ indicates average for all CCIs

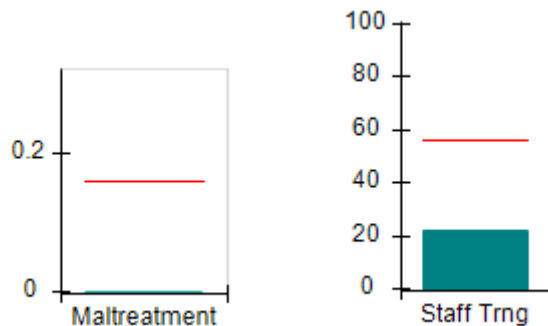
Overall Score (%)



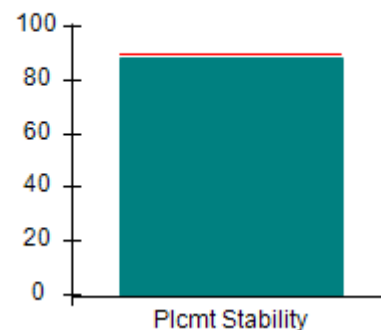
OPM Monitoring Reviews (%)



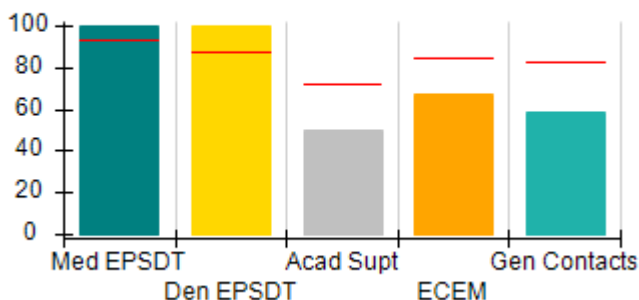
Safety Outcomes (%)



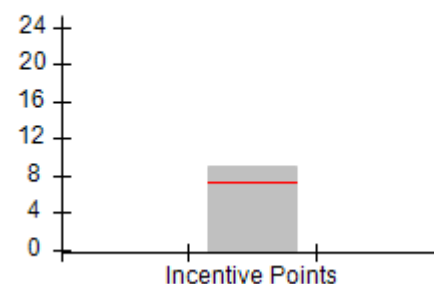
Permanency Outcomes (%)



Well-Being Outcomes (%)



Incentives Earned (Points)





DHS, DFCS, Office of Provider Management
Performance-Based Placement Measures
RBWO Provider GA+SCORECARD - CCI
Report Quarter: Q1 FY2018



Provider/Program Name: Genesis House for Homeless, Inc. - (654) - CCI				
2107 Hwy 41 North, Perry, GA 31069 Phone: 478-987-7466 Vendor ID# 35355		Quarterly Scores (Grades)		Current Quarter Score (Grade)
		Q1: 89.42 (B+)	Q2: N/A	89.42% (B+)
		Q3: N/A	Q4: N/A	
Program Census Information:		# Children in Care During Quarter: 8	# Placements During Quarter: 8	# Children in Care On Last Day: 6
	Avg Performance All CCIs (%)	Provider Performance (%)*	Possible Points (Weight)	Provider Points Earned
OPM Monitoring Reviews				
Annual Comprehensive Reviews	88%	93%	25	23.19
Safety Reviews	95%	90%	15	13.51
Monitoring Sub-Total			40	36.70
CCI Safety Outcomes				
Incidence of Maltreatment	0.16%	No Substantiated Reports	10	10.00
Staff Training	56%	22%	10	2.20
Safety Sub-Total			20	12.20
CCI Permanency Outcomes				
Placement Stability	90%	88%	15	13.20
Permanency Sub-Total			15	13.20
CCI Well-Being Outcomes				
EPSDT Medical Visits	93%	100%	4	4.00
EPSDT Dental Visits	87%	100%	4	4.00
Academic Supports	72%	50%	3	1.50
Provider ECEM Visits	84%	67%	7	4.69
Provider General Contacts	82%	59%	7	4.13
Placements with Siblings	41%	0%	Not Scored	Not Scored
Placements within Legal County	17%	Not Eligible	Not Scored	Not Scored
Well-Being Sub-Total			25	18.32
*Performance calculation descriptions can be found in the FY 2018 RBWO PBP Measurements and Standards Guide.				

Monitoring & Outcomes: Possible Points = 100		Points Earned = 80.42	
Score Before Incentives Credit		80.42%	
Incentives Awarded		9.00 pts	
PBP Verification		N/A pts	
Total Score		89.42%	



DHS, DFCS, Office of Provider Management
Performance-Based Placement Measures
RBWO Provider GA+SCORECARD - CCI
Report Quarter: Q1 FY2018



Provider/Program Name: Genesis House for Homeless, Inc. - (654) - CCI

Program Census Information:		# Children in Care During Quarter: 8	# Placements During Quarter: 8	# Children in Care On Last Day: 6
CCI Incentive Credits	Avg Performance All CCIs (Points)	Provider Performance (%)*	Possible Points (Weight)	Provider Points Earned
Early EPSDT Medical Visits		100%	2	2.00
Early EPSDT Dental Visits		100%	2	2.00
Permanency Contacts		0%	5	0.00
Additional Academic Supports		50%	2	1.00
Active Agency Accreditation		0%	4	0.00
Staff Clinical Licensure		0%	5	0.00
Behavior Management (threshold = 0)		100%	4	4.00
Incentives Total	7.35		24	9.00
Maximum total combined incentive credit allowed is 10 points.			Incentives Awarded	9.00

*Performance calculation descriptions can be found in the FY 2018 RBWO PBP Measurements and Standards Guide.

Child Protective Services Investigations and Dispositions

The following investigations data, which is not used for scoring but is considered significant to a provider's performance, is from Georgia SHINES and is not considered final or complete until the end of the fiscal year.

Total Reports:	6	
Number Screened In:	6	
Number Screened Out:	0	
Number Substantiated:	0	
Number Unsubstantiated:	4	
Number Active CPS Investigations:	2	



DHS, DFCS, Office of Provider Management
Performance-Based Placement Measures
RBWO Provider GA+SCORECARD - CCI



Report Quarter: Q1 FY2018

Provider/Program Name: Gentle Loving Care Center - Residential Treatment Program (5246) - CCI

218 Pine Forest Drive, Sandersville, GA 31082

Phone: 478-412-2659

Vendor ID# 138051

Quarterly Scores (Grades)

Current Quarter Score (Grade)

Q1: 61.45 (D-)

Q2: N/A

61.45%

Q3: N/A

Q4: N/A

(D-)

Program Census Information:

Children in Care During Quarter: 9

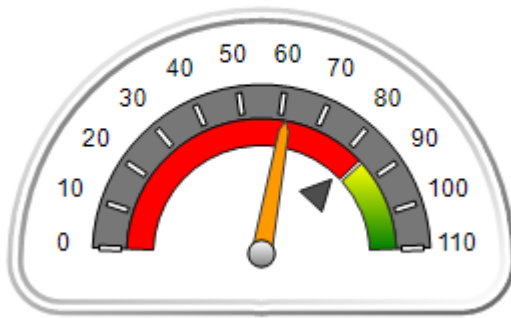
Placements During Quarter: 9

Children in Care On Last Day: 7

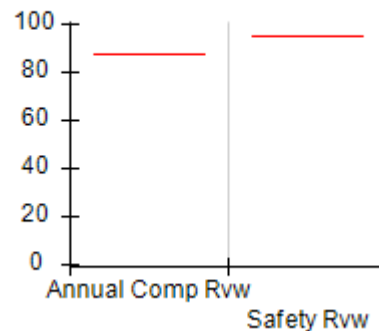
Quarterly Provider Comparisons to All CCIs

▼ — indicates average for all CCIs

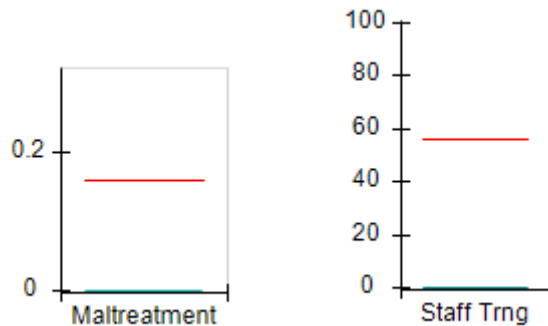
Overall Score (%)



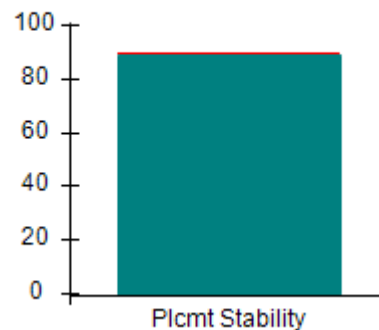
OPM Monitoring Reviews (%)



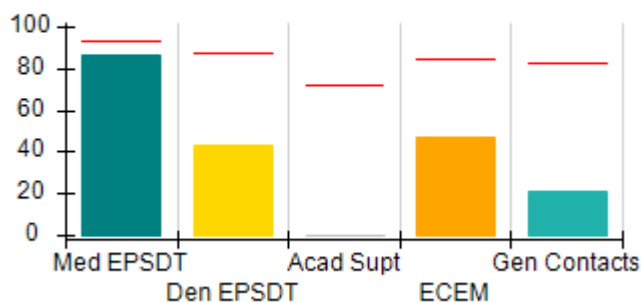
Safety Outcomes (%)



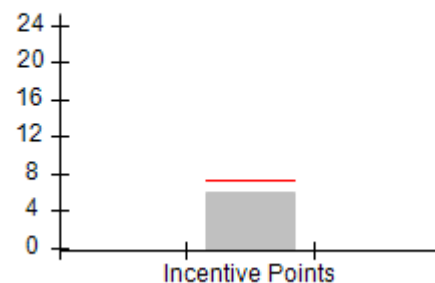
Permanency Outcomes (%)



Well-Being Outcomes (%)



Incentives Earned (Points)





DHS, DFCS, Office of Provider Management
Performance-Based Placement Measures
RBWO Provider GA+SCORECARD - CCI



Report Quarter: Q1 FY2018

Provider/Program Name: Gentle Loving Care Center - Residential Treatment Program (5246) - CCI				
218 Pine Forest Drive, Sandersville, GA 31082		Quarterly Scores (Grades)		Current Quarter Score (Grade)
Phone: 478-412-2659		Q1: 61.45 (D-)	Q2: N/A	61.45% (D-)
Vendor ID# 138051		Q3: N/A	Q4: N/A	
Program Census Information:		# Children in Care During Quarter: 9	# Placements During Quarter: 9	# Children in Care On Last Day: 7
	Avg Performance All CCIs (%)	Provider Performance (%)*	Possible Points (Weight)	Provider Points Earned
OPM Monitoring Reviews				
Annual Comprehensive Reviews	88%	Not Yet Conducted		
Safety Reviews	95%	Not Yet Conducted		
Monitoring Sub-Total				0.00
CCI Safety Outcomes				
Incidence of Maltreatment	0.16%	No Substantiated Reports	10	10.00
Staff Training	56%	0%	10	0.00
Safety Sub-Total			20	10.00
CCI Permanency Outcomes				
Placement Stability	90%	89%	15	13.35
Permanency Sub-Total			15	13.35
CCI Well-Being Outcomes				
EPSDT Medical Visits	93%	86%	4	3.44
EPSDT Dental Visits	87%	43%	4	1.72
Academic Supports	72%	0%	3	0.00
Provider ECEM Visits	84%	47%	7	3.29
Provider General Contacts	82%	21%	7	1.47
Placements with Siblings	41%	Not Eligible	Not Scored	Not Scored
Placements within Legal County	17%	0%	Not Scored	Not Scored
Well-Being Sub-Total			25	9.92
*Performance calculation descriptions can be found in the FY 2018 RBWO PBP Measurements and Standards Guide.				

Monitoring & Outcomes: Possible Points = 60	Points Earned = 33.27
Score Before Incentives Credit	55.45%
Incentives Awarded	6.00 pts
PBP Verification	N/A pts
Total Score	61.45%



DHS, DFCS, Office of Provider Management
Performance-Based Placement Measures
RBWO Provider GA+SCORECARD - CCI



Report Quarter: Q1 FY2018

Provider/Program Name: Gentle Loving Care Center - Residential Treatment Program (5246) - CCI

Program Census Information:		# Children in Care During Quarter: 9	# Placements During Quarter: 9	# Children in Care On Last Day: 7
CCI Incentive Credits	Avg Performance All CCIs (Points)	Provider Performance (%)*	Possible Points (Weight)	Provider Points Earned
Early EPSDT Medical Visits		67%	2	1.34
Early EPSDT Dental Visits		33%	2	0.66
Permanency Contacts		0%	5	0.00
Additional Academic Supports		0%	2	0.00
Active Agency Accreditation		0%	4	0.00
Staff Clinical Licensure		0%	5	0.00
Behavior Management (threshold = 0)		100%	4	4.00
Incentives Total	7.35		24	6.00
Maximum total combined incentive credit allowed is 10 points.			Incentives Awarded	6.00

*Performance calculation descriptions can be found in the FY 2018 RBWO PBP Measurements and Standards Guide.

Child Protective Services Investigations and Dispositions

The following investigations data, which is not used for scoring but is considered significant to a provider's performance, is from Georgia SHINES and is not considered final or complete until the end of the fiscal year.

Total Reports:	1
Number Screened In:	0
Number Screened Out:	1
Number Substantiated:	0
Number Unsubstantiated:	0
Number Active CPS Investigations:	0



DHS, DFCS, Office of Provider Management
Performance-Based Placement Measures
RBWO Provider GA+SCORECARD - CCI



Report Quarter: Q1 FY2018

Provider/Program Name: Georgia Baptist Children's Home & Family Ministries - Alice's House (663) - CCI

624 Folds Rd., Carrollton, GA 30117

Phone: 770-834-1116

Vendor ID# 35358

Quarterly Scores (Grades)

Current Quarter Score (Grade)

Q1: 93.36 (A-)

Q2: N/A

93.36%

Q3: N/A

Q4: N/A

(A-)

Program Census Information:

Children in Care During Quarter: 10

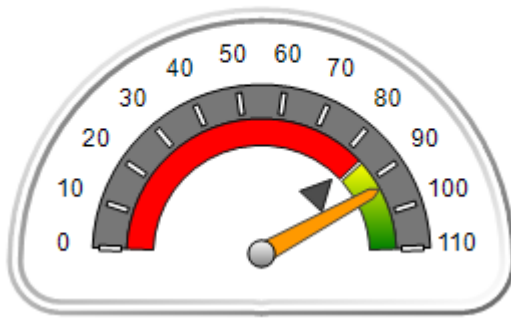
Placements During Quarter: 10

Children in Care On Last Day: 8

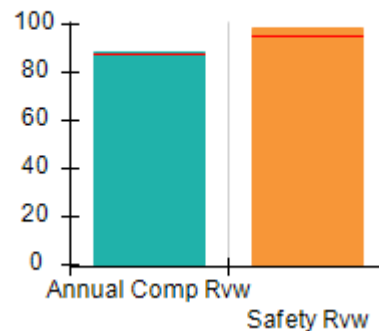
Quarterly Provider Comparisons to All CCIs

▼ indicates average for all CCIs

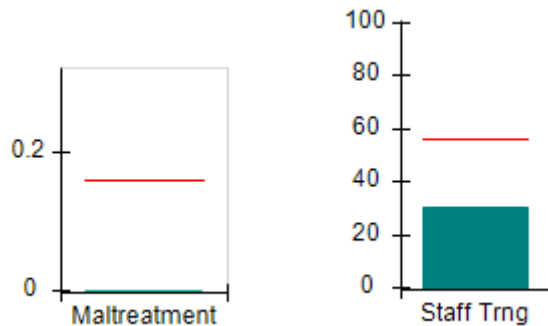
Overall Score (%)



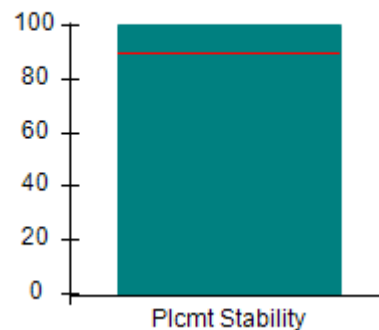
OPM Monitoring Reviews (%)



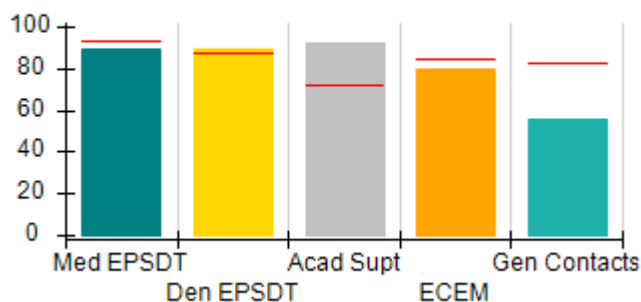
Safety Outcomes (%)



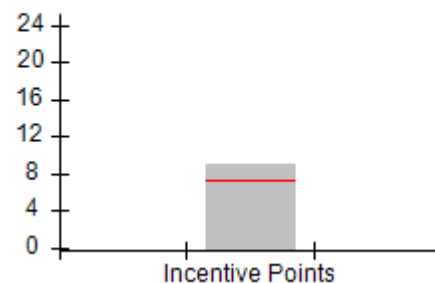
Permanency Outcomes (%)



Well-Being Outcomes (%)



Incentives Earned (Points)





Performance-Based Placement Measures

RBWO Provider GA+SCORECARD - CCI

Report Quarter: Q1 FY2018

Provider/Program Name: Georgia Baptist Children's Home & Family Ministries - Alice's House (663) - CCI				
624 Folds Rd., Carrollton, GA 30117		Quarterly Scores (Grades)		Current Quarter Score (Grade)
Phone: 770-834-1116		Q1: 93.36 (A-)	Q2: N/A	93.36% (A-)
Vendor ID# 35358		Q3: N/A	Q4: N/A	
Program Census Information:		# Children in Care During Quarter: 10	# Placements During Quarter: 10	# Children in Care On Last Day: 8
	Avg Performance All CCIs (%)	Provider Performance (%)*	Possible Points (Weight)	Provider Points Earned
OPM Monitoring Reviews				
Annual Comprehensive Reviews	88%	88%	25	22.03
Safety Reviews	95%	99%	15	14.83
Monitoring Sub-Total			40	36.86
CCI Safety Outcomes				
Incidence of Maltreatment	0.16%	No Substantiated Reports	10	10.00
Staff Training	56%	30%	10	3.00
Safety Sub-Total			20	13.00
CCI Permanency Outcomes				
Placement Stability	90%	100%	15	15.00
Permanency Sub-Total			15	15.00
CCI Well-Being Outcomes				
EPSDT Medical Visits	93%	89%	4	3.56
EPSDT Dental Visits	87%	89%	4	3.56
Academic Supports	72%	92%	3	2.76
Provider ECEM Visits	84%	80%	7	5.60
Provider General Contacts	82%	56%	7	3.92
Placements with Siblings	41%	69%	Not Scored	Not Scored
Placements within Legal County	17%	100%	Not Scored	Not Scored
Well-Being Sub-Total			25	19.40
*Performance calculation descriptions can be found in the FY 2018 RBWO PBP Measurements and Standards Guide.				

Monitoring & Outcomes: Possible Points = 100		Points Earned = 84.26	
Score Before Incentives Credit			84.26%
Incentives Awarded			9.10 pts
PBP Verification			N/A pts
Total Score			93.36%



DHS, DFCS, Office of Provider Management
Performance-Based Placement Measures
RBWO Provider GA+SCORECARD - CCI



Report Quarter: Q1 FY2018

Provider/Program Name: Georgia Baptist Children's Home & Family Ministries - Alice's House (663) - CCI

Program Census Information:		# Children in Care During Quarter: 10	# Placements During Quarter: 10	# Children in Care On Last Day: 8
CCI Incentive Credits	Avg Performance All CCIs (Points)	Provider Performance (%)*	Possible Points (Weight)	Provider Points Earned
Early EPSDT Medical Visits		67%	2	1.34
Early EPSDT Dental Visits		75%	2	1.50
Permanency Contacts		None Planned	5	
Additional Academic Supports		13%	2	0.26
Active Agency Accreditation		50%	4	2.00
Staff Clinical Licensure		0%	5	0.00
Behavior Management (threshold = 0)		100%	4	4.00
Incentives Total	7.35		24	9.10
Maximum total combined incentive credit allowed is 10 points.			Incentives Awarded	9.10

*Performance calculation descriptions can be found in the FY 2018 RBWO PBP Measurements and Standards Guide.

Child Protective Services Investigations and Dispositions

The following investigations data, which is not used for scoring but is considered significant to a provider's performance, is from Georgia SHINES and is not considered final or complete until the end of the fiscal year.

Total Reports:	0
Number Screened In:	0
Number Screened Out:	0
Number Substantiated:	0
Number Unsubstantiated:	0
Number Active CPS Investigations:	0



DHS, DFCS, Office of Provider Management
Performance-Based Placement Measures
RBWO Provider GA+SCORECARD - CCI



Report Quarter: Q1 FY2018

Provider/Program Name: Georgia Baptist Children's Home & Family Ministries - Angel's House (657) - CCI

1401 Holbrook Rd., Newnan, GA 30263-7712

Phone: 770-463-8645

Vendor ID# 35367

Quarterly Scores (Grades)

Current Quarter Score (Grade)

Q1: 107.62 (A+)

Q2: N/A

107.62%

Q3: N/A

Q4: N/A

(A+)

Program Census Information:

Children in Care During Quarter: 12

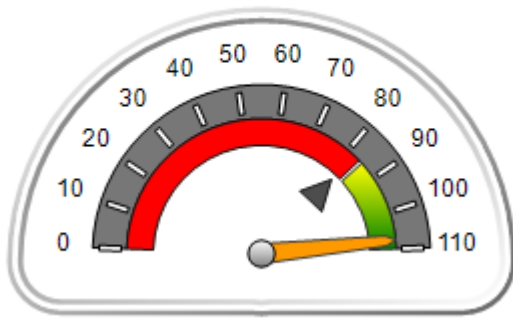
Placements During Quarter: 12

Children in Care On Last Day: 4

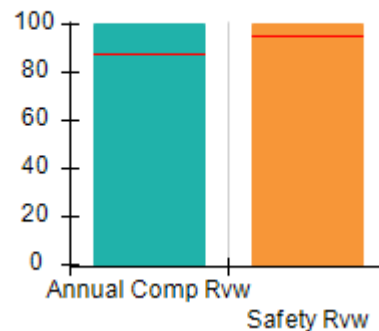
Quarterly Provider Comparisons to All CCIs

▼ — indicates average for all CCIs

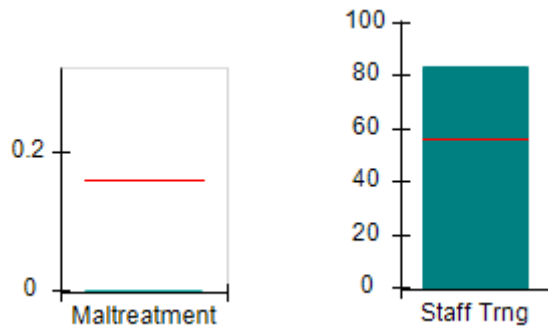
Overall Score (%)



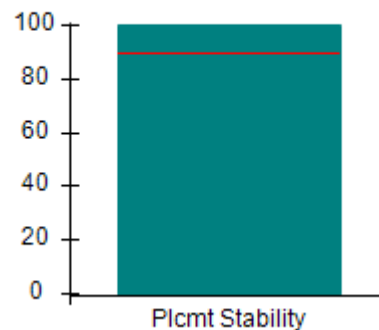
OPM Monitoring Reviews (%)



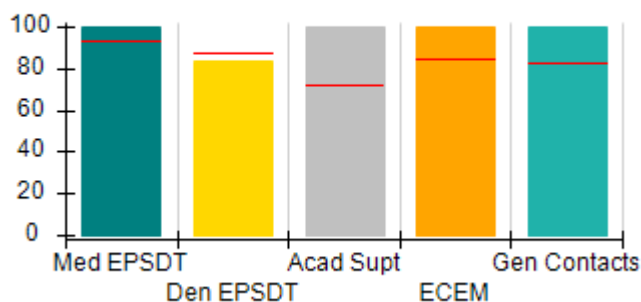
Safety Outcomes (%)



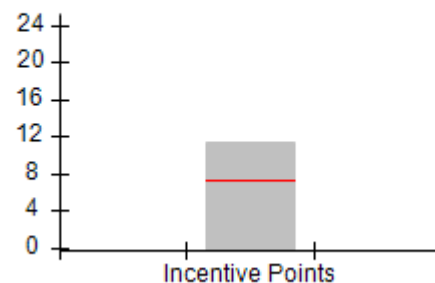
Permanency Outcomes (%)



Well-Being Outcomes (%)



Incentives Earned (Points)





Performance-Based Placement Measures

RBWO Provider GA+SCORECARD - CCI

Report Quarter: Q1 FY2018

Provider/Program Name: Georgia Baptist Children's Home & Family Ministries - Angel's House (657) - CCI				
1401 Holbrook Rd., Newnan, GA 30263-7712		Quarterly Scores (Grades)		Current Quarter Score (Grade)
Phone: 770-463-8645		Q1: 107.62 (A+)	Q2: N/A	107.62% (A+)
Vendor ID# 35367		Q3: N/A	Q4: N/A	
Program Census Information:		# Children in Care During Quarter: 12	# Placements During Quarter: 12	# Children in Care On Last Day: 4
	Avg Performance All CCIs (%)	Provider Performance (%)*	Possible Points (Weight)	Provider Points Earned
OPM Monitoring Reviews				
Annual Comprehensive Reviews	88%	100%	25	25.00
Safety Reviews	95%	100%	15	15.00
Monitoring Sub-Total			40	40.00
CCI Safety Outcomes				
Incidence of Maltreatment	0.16%	No Substantiated Reports	10	10.00
Staff Training	56%	83%	10	8.30
Safety Sub-Total			20	18.30
CCI Permanency Outcomes				
Placement Stability	90%	100%	15	15.00
Permanency Sub-Total			15	15.00
CCI Well-Being Outcomes				
EPSDT Medical Visits	93%	100%	4	4.00
EPSDT Dental Visits	87%	83%	4	3.32
Academic Supports	72%	100%	3	3.00
Provider ECEM Visits	84%	100%	7	7.00
Provider General Contacts	82%	100%	7	7.00
Placements with Siblings	41%	22%	Not Scored	Not Scored
Placements within Legal County	17%	50%	Not Scored	Not Scored
Well-Being Sub-Total			25	24.32
*Performance calculation descriptions can be found in the FY 2018 RBWO PBP Measurements and Standards Guide.				

Monitoring & Outcomes: Possible Points = 100		Points Earned = 97.62	
Score Before Incentives Credit			97.62%
Incentives Awarded			10.00 pts
PBP Verification			N/A pts
Total Score			107.62%



DHS, DFCS, Office of Provider Management
Performance-Based Placement Measures
RBWO Provider GA+SCORECARD - CCI



Report Quarter: Q1 FY2018

Provider/Program Name: Georgia Baptist Children's Home & Family Ministries - Angel's House (657) - CCI

Program Census Information:		# Children in Care During Quarter: 12	# Placements During Quarter: 12	# Children in Care On Last Day: 4
CCI Incentive Credits	Avg Performance All CCIs (Points)	Provider Performance (%)*	Possible Points (Weight)	Provider Points Earned
Early EPSDT Medical Visits		100%	2	2.00
Early EPSDT Dental Visits		67%	2	1.34
Permanency Contacts		None Planned	5	
Additional Academic Supports		100%	2	2.00
Active Agency Accreditation		50%	4	2.00
Staff Clinical Licensure		0%	5	0.00
Behavior Management (threshold = 0)		100%	4	4.00
Incentives Total	7.35		24	11.34
Maximum total combined incentive credit allowed is 10 points.			Incentives Awarded	10.00

*Performance calculation descriptions can be found in the FY 2018 RBWO PBP Measurements and Standards Guide.

Child Protective Services Investigations and Dispositions

The following investigations data, which is not used for scoring but is considered significant to a provider's performance, is from Georgia SHINES and is not considered final or complete until the end of the fiscal year.

Total Reports:	0
Number Screened In:	0
Number Screened Out:	0
Number Substantiated:	0
Number Unsubstantiated:	0
Number Active CPS Investigations:	0



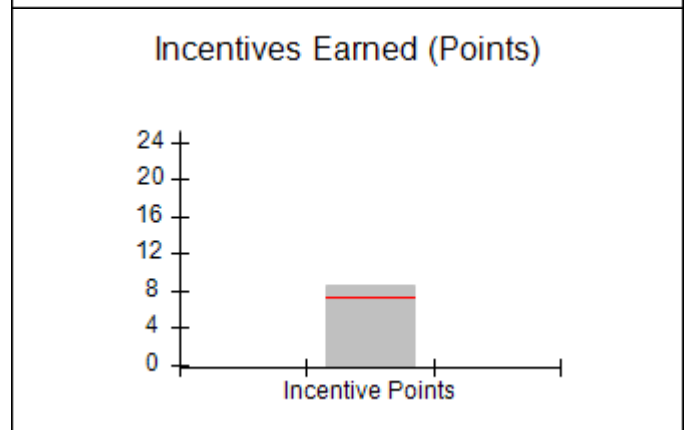
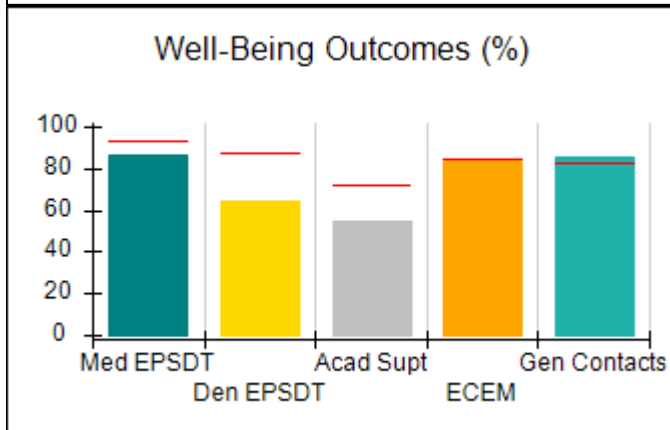
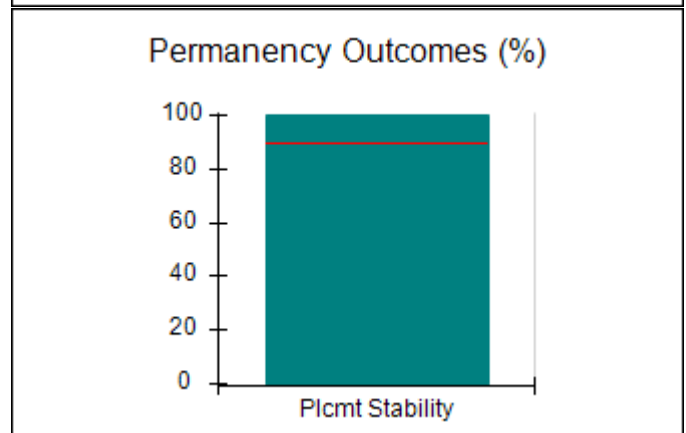
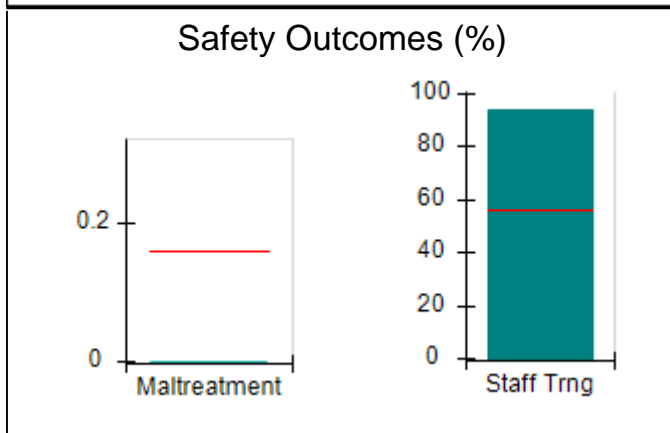
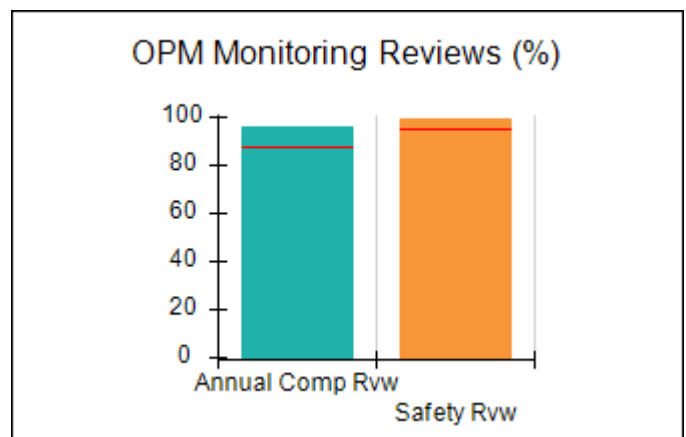
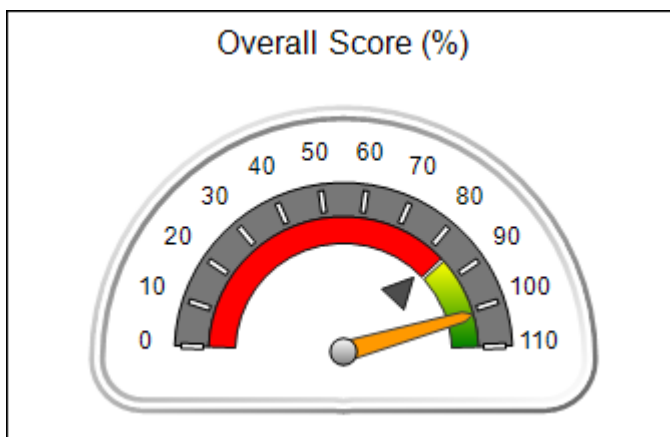
DHS, DFCS, Office of Provider Management
Performance-Based Placement Measures
RBWO Provider GA+SCORECARD - CCI



Report Quarter: Q1 FY2018

Provider/Program Name: Georgia Baptist Children's Home & Family Ministries - Baxley Campus (664) - CCI			
9420 Blackshear Hwy., Baxley, GA 31513 Phone: 912-367-6691 Vendor ID# 35359	Quarterly Scores (Grades)		Current Quarter Score (Grade)
	Q1: 101.22 (A+)	Q2: N/A	101.22% (A+)
	Q3: N/A	Q4: N/A	
Program Census Information:	# Children in Care During Quarter: 26	# Placements During Quarter: 26	# Children in Care On Last Day: 16
Quarterly Provider Comparisons to All CCIs			

▼ — indicates average for all CCIs





Performance-Based Placement Measures

RBWO Provider GA+SCORECARD - CCI

Report Quarter: Q1 FY2018

Provider/Program Name: Georgia Baptist Children's Home & Family Ministries - Baxley Campus (664) - CCI				
9420 Blackshear Hwy., Baxley, GA 31513		Quarterly Scores (Grades)		Current Quarter Score (Grade)
Phone: 912-367-6691		Q1: 101.22 (A+)	Q2: N/A	101.22% (A+)
Vendor ID# 35359		Q3: N/A	Q4: N/A	
Program Census Information:		# Children in Care During Quarter: 26	# Placements During Quarter: 26	# Children in Care On Last Day: 16
	Avg Performance All CCIs (%)	Provider Performance (%)*	Possible Points (Weight)	Provider Points Earned
OPM Monitoring Reviews				
Annual Comprehensive Reviews	88%	96%	25	24.08
Safety Reviews	95%	99%	15	14.87
Monitoring Sub-Total			40	38.95
CCI Safety Outcomes				
Incidence of Maltreatment	0.16%	No Substantiated Reports	10	10.00
Staff Training	56%	94%	10	9.40
Safety Sub-Total			20	19.40
CCI Permanency Outcomes				
Placement Stability	90%	100%	15	15.00
Permanency Sub-Total			15	15.00
CCI Well-Being Outcomes				
EPSDT Medical Visits	93%	86%	4	3.44
EPSDT Dental Visits	87%	64%	4	2.56
Academic Supports	72%	55%	3	1.65
Provider ECEM Visits	84%	83%	7	5.81
Provider General Contacts	82%	85%	7	5.95
Placements with Siblings	41%	100%	Not Scored	Not Scored
Placements within Legal County	17%	0%	Not Scored	Not Scored
Well-Being Sub-Total			25	19.41
*Performance calculation descriptions can be found in the FY 2018 RBWO PBP Measurements and Standards Guide.				

Monitoring & Outcomes: Possible Points = 100		Points Earned = 92.76	
Score Before Incentives Credit			92.76%
Incentives Awarded			8.46 pts
PBP Verification			N/A pts
Total Score			101.22%



DHS, DFCS, Office of Provider Management
Performance-Based Placement Measures
RBWO Provider GA+SCORECARD - CCI



Report Quarter: Q1 FY2018

Provider/Program Name: Georgia Baptist Children's Home & Family Ministries - Baxley Campus (664) - CCI

Program Census Information:		# Children in Care During Quarter: 26	# Placements During Quarter: 26	# Children in Care On Last Day: 16
CCI Incentive Credits	Avg Performance All CCIs (Points)	Provider Performance (%)*	Possible Points (Weight)	Provider Points Earned
Early EPSDT Medical Visits		57%	2	1.14
Early EPSDT Dental Visits		50%	2	1.00
Permanency Contacts		0%	5	0.00
Additional Academic Supports		16%	2	0.32
Active Agency Accreditation		50%	4	2.00
Staff Clinical Licensure		0%	5	0.00
Behavior Management (threshold = 0)		100%	4	4.00
Incentives Total	7.35		24	8.46
Maximum total combined incentive credit allowed is 10 points.			Incentives Awarded	8.46

*Performance calculation descriptions can be found in the FY 2018 RBWO PBP Measurements and Standards Guide.

Child Protective Services Investigations and Dispositions

The following investigations data, which is not used for scoring but is considered significant to a provider's performance, is from Georgia SHINES and is not considered final or complete until the end of the fiscal year.

Total Reports:	0
Number Screened In:	0
Number Screened Out:	0
Number Substantiated:	0
Number Unsubstantiated:	0
Number Active CPS Investigations:	0



DHS, DFCS, Office of Provider Management
Performance-Based Placement Measures
RBWO Provider GA+SCORECARD - CCI



Report Quarter: Q1 FY2018

Provider/Program Name: Georgia Baptist Children's Home & Family Ministries - dba Good Shepherd The (685) - CCI

390 Bar Rest Ranch Road, Warm Springs, GA 31830

Phone: 706-655-2354

Vendor ID# 35364

Quarterly Scores (Grades)

Q1: 90.12 (A-)

Q2: N/A

Q3: N/A

Q4: N/A

Current Quarter Score (Grade)

90.12%

(A-)

Program Census Information:

Children in Care During Quarter: 0

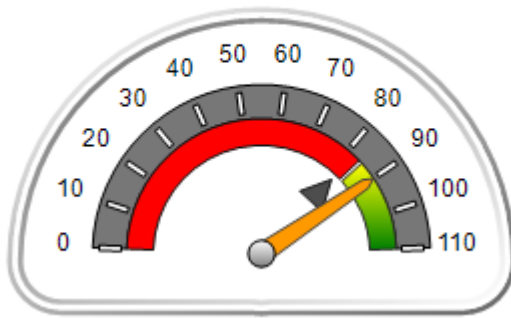
Placements During Quarter: 0

Children in Care On Last Day: 0

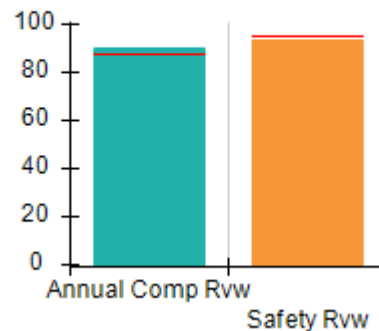
Quarterly Provider Comparisons to All CCIs

▼ indicates average for all CCIs

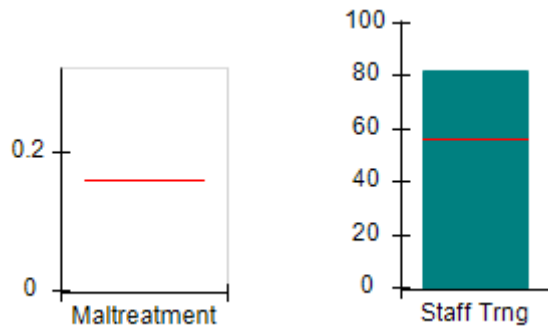
Overall Score (%)



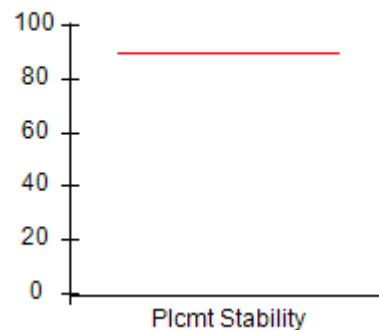
OPM Monitoring Reviews (%)



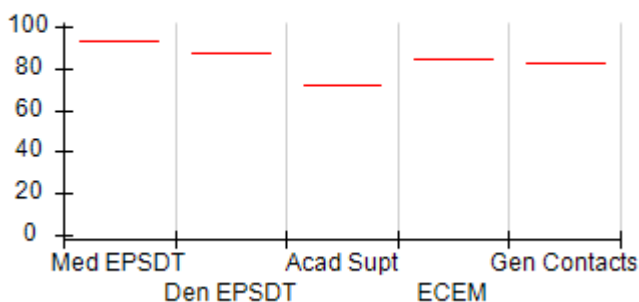
Safety Outcomes (%)



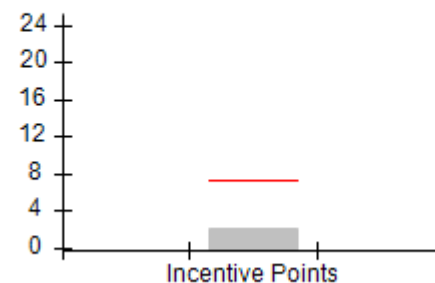
Permanency Outcomes (%)



Well-Being Outcomes (%)



Incentives Earned (Points)





DHS, DFCS, Office of Provider Management
Performance-Based Placement Measures
RBWO Provider GA+SCORECARD - CCI



Report Quarter: Q1 FY2018

Provider/Program Name: Georgia Baptist Children's Home & Family Ministries - dba Good Shepherd The (685) - CCI				
390 Bar Rest Ranch Road, Warm Springs, GA 31830 Phone: 706-655-2354 Vendor ID# 35364	Quarterly Scores (Grades)			Current Quarter Score (Grade)
	Q1: 90.12 (A-)	Q2: N/A	90.12%	
	Q3: N/A	Q4: N/A	(A-)	
Program Census Information:		# Children in Care During Quarter: 0	# Placements During Quarter: 0	# Children in Care On Last Day: 0
	Avg Performance All CCIs (%)	Provider Performance (%)*	Possible Points (Weight)	Provider Points Earned
OPM Monitoring Reviews				
Annual Comprehensive Reviews	88%	90%	25	22.46
Safety Reviews	95%	93%	15	14.02
Monitoring Sub-Total			40	36.47
CCI Safety Outcomes				
Incidence of Maltreatment	0.16%	Not Eligible		
Staff Training	56%	82%	20	16.40
Safety Sub-Total			20	16.40
CCI Permanency Outcomes				
Placement Stability	90%	Not Eligible		
Permanency Sub-Total			N/A	
CCI Well-Being Outcomes				
EPSDT Medical Visits	93%	Not Eligible		
EPSDT Dental Visits	87%	Not Eligible		
Academic Supports	72%	Not Eligible		
Provider ECEM Visits	84%	Not Eligible		
Provider General Contacts	82%	Not Eligible		
Placements with Siblings	41%	Not Eligible	Not Scored	Not Scored
Placements within Legal County	17%	Not Eligible	Not Scored	Not Scored
Well-Being Sub-Total			N/A	
*Performance calculation descriptions can be found in the FY 2018 RBWO PBP Measurements and Standards Guide.				

Monitoring & Outcomes: Possible Points = 60	Points Earned = 52.87
Score Before Incentives Credit	88.12%
Incentives Awarded	2.00 pts
PBP Verification	N/A pts
Total Score	90.12%



DHS, DFCS, Office of Provider Management
Performance-Based Placement Measures
RBWO Provider GA+SCORECARD - CCI



Report Quarter: Q1 FY2018

Provider/Program Name: Georgia Baptist Children's Home & Family Ministries - dba Good Shepherd The (685) - CCI

Program Census Information:		# Children in Care During Quarter: 0	# Placements During Quarter: 0	# Children in Care On Last Day: 0
CCI Incentive Credits	Avg Performance All CCIs (Points)	Provider Performance (%)*	Possible Points (Weight)	Provider Points Earned
Early EPSDT Medical Visits		Not Eligible	2	
Early EPSDT Dental Visits		Not Eligible	2	
Permanency Contacts		None Planned	5	
Additional Academic Supports		Not Eligible	2	
Active Agency Accreditation		50%	4	2.00
Staff Clinical Licensure		0%	5	0.00
Behavior Management (threshold = 0)		0%	4	
Incentives Total	7.35		24	2.00
Maximum total combined incentive credit allowed is 10 points.			Incentives Awarded	2.00

*Performance calculation descriptions can be found in the FY 2018 RBWO PBP Measurements and Standards Guide.

Child Protective Services Investigations and Dispositions

The following investigations data, which is not used for scoring but is considered significant to a provider's performance, is from Georgia SHINES and is not considered final or complete until the end of the fiscal year.

Total Reports:	0
Number Screened In:	0
Number Screened Out:	0
Number Substantiated:	0
Number Unsubstantiated:	0
Number Active CPS Investigations:	0



Performance-Based Placement Measures

RBWO Provider GA+SCORECARD - CCI

Report Quarter: Q1 FY2018

Provider/Program Name: Georgia Baptist Children's Home & Family Ministries - Maternity Home (662) - CCI

9250 Hutcheson Ferry Rd., Palmetto, GA 30268

Phone: 770-463-3344

Vendor ID# 35369

Quarterly Scores (Grades)

Current Quarter Score (Grade)

Q1: 101.12 (A+)

Q2: N/A

101.12%

Q3: N/A

Q4: N/A

(A+)

Program Census Information:

Children in Care During Quarter: 8

Placements During Quarter: 8

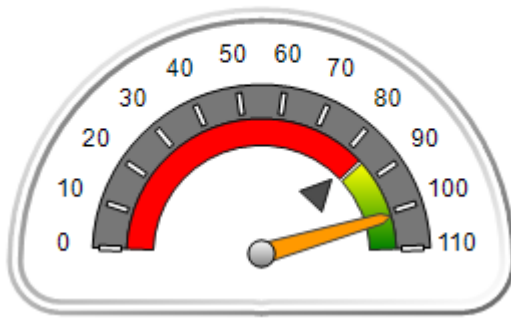
Children in Care On Last Day: 5

Quarterly Provider Comparisons to All CCIs

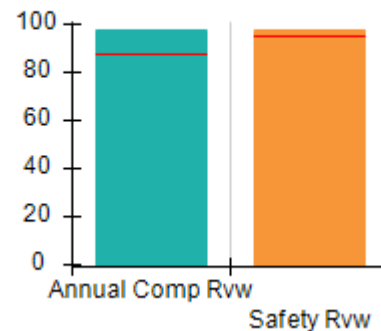


indicates average for all CCIs

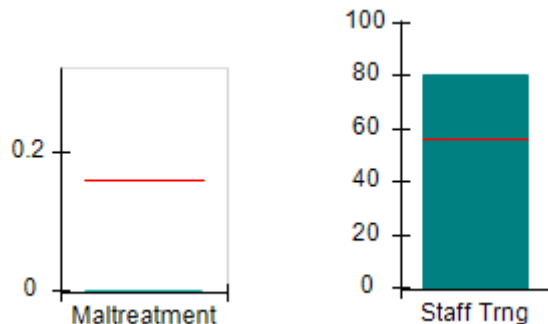
Overall Score (%)



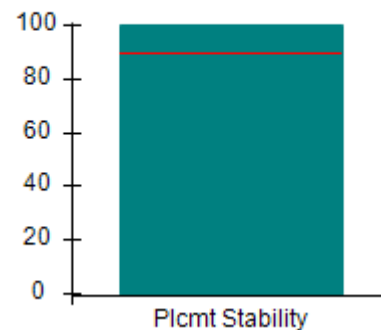
OPM Monitoring Reviews (%)



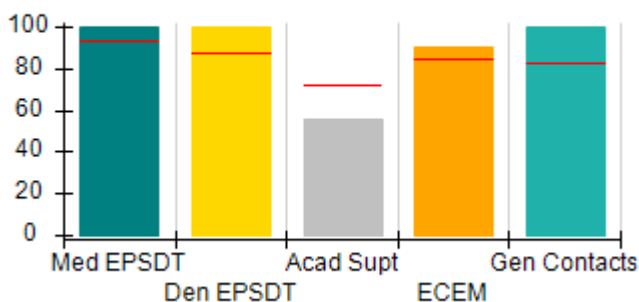
Safety Outcomes (%)



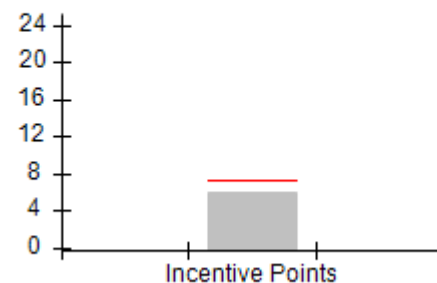
Permanency Outcomes (%)



Well-Being Outcomes (%)



Incentives Earned (Points)





DHS, DFCS, Office of Provider Management
Performance-Based Placement Measures
RBWO Provider GA+SCORECARD - CCI



Report Quarter: Q1 FY2018

Provider/Program Name: Georgia Baptist Children's Home & Family Ministries - Maternity Home (662) - CCI				
9250 Hutcheson Ferry Rd., Palmetto, GA 30268 Phone: 770-463-3344 Vendor ID# 35369		Quarterly Scores (Grades)		Current Quarter Score (Grade)
		Q1: 101.12 (A+)	Q2: N/A	101.12% (A+)
		Q3: N/A	Q4: N/A	
Program Census Information:		# Children in Care During Quarter: 8	# Placements During Quarter: 8	# Children in Care On Last Day: 5
	Avg Performance All CCIs (%)	Provider Performance (%)*	Possible Points (Weight)	Provider Points Earned
OPM Monitoring Reviews				
Annual Comprehensive Reviews	88%	98%	25	24.50
Safety Reviews	95%	98%	15	14.64
Monitoring Sub-Total			40	39.14
CCI Safety Outcomes				
Incidence of Maltreatment	0.16%	No Substantiated Reports	10	10.00
Staff Training	56%	80%	10	8.00
Safety Sub-Total			20	18.00
CCI Permanency Outcomes				
Placement Stability	90%	100%	15	15.00
Permanency Sub-Total			15	15.00
CCI Well-Being Outcomes				
EPSDT Medical Visits	93%	100%	4	4.00
EPSDT Dental Visits	87%	100%	4	4.00
Academic Supports	72%	56%	3	1.68
Provider ECEM Visits	84%	90%	7	6.30
Provider General Contacts	82%	100%	7	7.00
Placements with Siblings	41%	Not Eligible	Not Scored	Not Scored
Placements within Legal County	17%	0%	Not Scored	Not Scored
Well-Being Sub-Total			25	22.98
*Performance calculation descriptions can be found in the FY 2018 RBWO PBP Measurements and Standards Guide.				

Monitoring & Outcomes: Possible Points = 100		Points Earned = 95.12	
Score Before Incentives Credit			95.12%
Incentives Awarded			6.00 pts
PBP Verification			N/A pts
Total Score			101.12%



DHS, DFCS, Office of Provider Management
Performance-Based Placement Measures
RBWO Provider GA+SCORECARD - CCI



Report Quarter: Q1 FY2018

**Provider/Program Name: Georgia Baptist Children's Home & Family Ministries -
Maternity Home (662) - CCI**

Program Census Information:		# Children in Care During Quarter: 8	# Placements During Quarter: 8	# Children in Care On Last Day: 5
CCI Incentive Credits	Avg Performance All CCIs (Points)	Provider Performance (%)*	Possible Points (Weight)	Provider Points Earned
Early EPSDT Medical Visits		Not Eligible	2	
Early EPSDT Dental Visits		Not Eligible	2	
Permanency Contacts		0%	5	0.00
Additional Academic Supports		0%	2	0.00
Active Agency Accreditation		50%	4	2.00
Staff Clinical Licensure		0%	5	0.00
Behavior Management (threshold = 0)		100%	4	4.00
Incentives Total	7.35		24	6.00
Maximum total combined incentive credit allowed is 10 points.			Incentives Awarded	6.00

*Performance calculation descriptions can be found in the FY 2018 RBWO PBP Measurements and Standards Guide.

Child Protective Services Investigations and Dispositions

The following investigations data, which is not used for scoring but is considered significant to a provider's performance, is from Georgia SHINES and is not considered final or complete until the end of the fiscal year.

Total Reports:	0
Number Screened In:	0
Number Screened Out:	0
Number Substantiated:	0
Number Unsubstantiated:	0
Number Active CPS Investigations:	0



DHS, DFCS, Office of Provider Management
Performance-Based Placement Measures
RBWO Provider GA+SCORECARD - CCI



Report Quarter: Q1 FY2018

Provider/Program Name: Georgia Baptist Children's Home & Family Ministries - Meansville Campus (666) - CCI

2821 Hwy 19 South, Meansville, GA 30256

Phone: 770-463-3800

Vendor ID# 35370

Quarterly Scores (Grades)

Current Quarter Score (Grade)

Q1: 86.45 (B)

Q2: N/A

86.45%

Q3: N/A

Q4: N/A

(B)

Program Census Information:

Children in Care During Quarter: 9

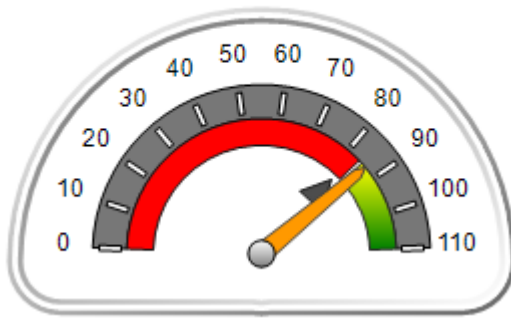
Placements During Quarter: 9

Children in Care On Last Day: 8

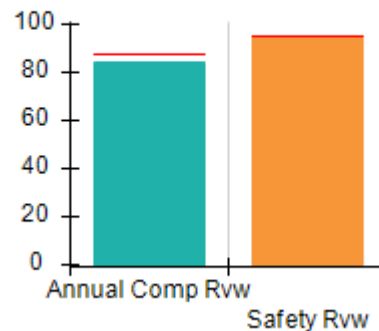
Quarterly Provider Comparisons to All CCIs

▼ indicates average for all CCIs

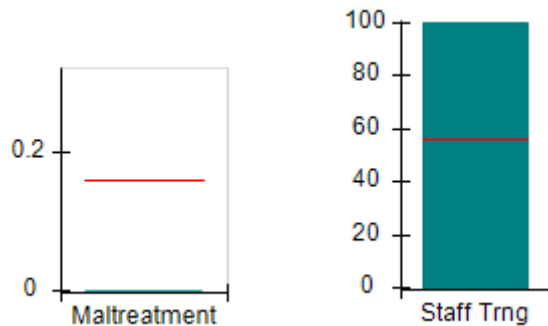
Overall Score (%)



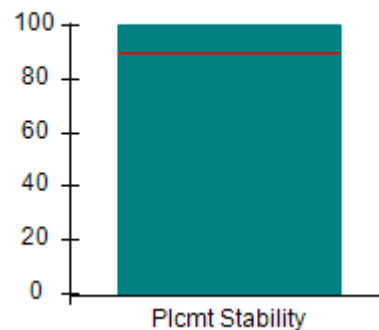
OPM Monitoring Reviews (%)



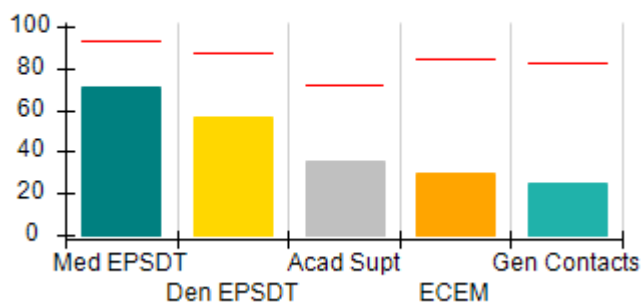
Safety Outcomes (%)



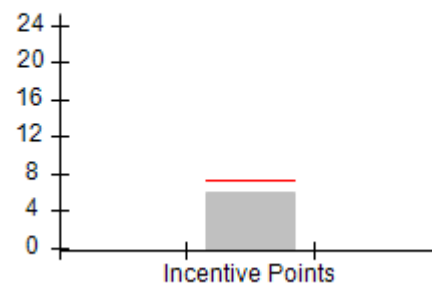
Permanency Outcomes (%)



Well-Being Outcomes (%)



Incentives Earned (Points)





Performance-Based Placement Measures

RBWO Provider GA+SCORECARD - CCI

Report Quarter: Q1 FY2018

Provider/Program Name: Georgia Baptist Children's Home & Family Ministries - Meansville Campus (666) - CCI				
2821 Hwy 19 South, Meansville, GA 30256		Quarterly Scores (Grades)		Current Quarter Score (Grade)
Phone: 770-463-3800		Q1: 86.45 (B)	Q2: N/A	86.45% (B)
Vendor ID# 35370		Q3: N/A	Q4: N/A	
Program Census Information:		# Children in Care During Quarter: 9	# Placements During Quarter: 9	# Children in Care On Last Day: 8
	Avg Performance All CCIs (%)	Provider Performance (%)*	Possible Points (Weight)	Provider Points Earned
OPM Monitoring Reviews				
Annual Comprehensive Reviews	88%	85%	25	21.16
Safety Reviews	95%	95%	15	14.24
Monitoring Sub-Total			40	35.40
CCI Safety Outcomes				
Incidence of Maltreatment	0.16%	No Substantiated Reports	10	10.00
Staff Training	56%	100%	10	10.00
Safety Sub-Total			20	20.00
CCI Permanency Outcomes				
Placement Stability	90%	100%	15	15.00
Permanency Sub-Total			15	15.00
CCI Well-Being Outcomes				
EPSDT Medical Visits	93%	71%	4	2.84
EPSDT Dental Visits	87%	57%	4	2.28
Academic Supports	72%	36%	3	1.08
Provider ECEM Visits	84%	30%	7	2.10
Provider General Contacts	82%	25%	7	1.75
Placements with Siblings	41%	0%	Not Scored	Not Scored
Placements within Legal County	17%	0%	Not Scored	Not Scored
Well-Being Sub-Total			25	10.05
*Performance calculation descriptions can be found in the FY 2018 RBWO PBP Measurements and Standards Guide.				

Monitoring & Outcomes: Possible Points = 100		Points Earned = 80.45	
Score Before Incentives Credit			80.45%
Incentives Awarded			6.00 pts
PBP Verification			N/A pts
Total Score			86.45%



DHS, DFCS, Office of Provider Management
Performance-Based Placement Measures
RBWO Provider GA+SCORECARD - CCI



Report Quarter: Q1 FY2018

**Provider/Program Name: Georgia Baptist Children's Home & Family Ministries -
Meansville Campus (666) - CCI**

Program Census Information:		# Children in Care During Quarter: 9	# Placements During Quarter: 9	# Children in Care On Last Day: 8
CCI Incentive Credits	Avg Performance All CCIs (Points)	Provider Performance (%)*	Possible Points (Weight)	Provider Points Earned
Early EPSDT Medical Visits		0%	2	0.00
Early EPSDT Dental Visits		0%	2	0.00
Permanency Contacts		0%	5	0.00
Additional Academic Supports		0%	2	0.00
Active Agency Accreditation		50%	4	2.00
Staff Clinical Licensure		0%	5	0.00
Behavior Management (threshold = 0)		100%	4	4.00
Incentives Total	7.35		24	6.00
Maximum total combined incentive credit allowed is 10 points.			Incentives Awarded	6.00

*Performance calculation descriptions can be found in the FY 2018 RBWO PBP Measurements and Standards Guide.

Child Protective Services Investigations and Dispositions

The following investigations data, which is not used for scoring but is considered significant to a provider's performance, is from Georgia SHINES and is not considered final or complete until the end of the fiscal year.

Total Reports:	0
Number Screened In:	0
Number Screened Out:	0
Number Substantiated:	0
Number Unsubstantiated:	0
Number Active CPS Investigations:	0



Performance-Based Placement Measures

RBWO Provider GA+SCORECARD - CCI

Report Quarter: Q1 FY2018

Provider/Program Name: Georgia Baptist Children's Home & Family Ministries - Palmetto Campus (864) - CCI

9250 Hutcheson Ferry Rd., Palmetto, GA 30268

Phone: 770-463-3344

Vendor ID# 35366

Quarterly Scores (Grades)

Q1: 91.80 (A-)

Q2: N/A

Q3: N/A

Q4: N/A

Current Quarter Score (Grade)

91.80%

(A-)

Program Census Information:

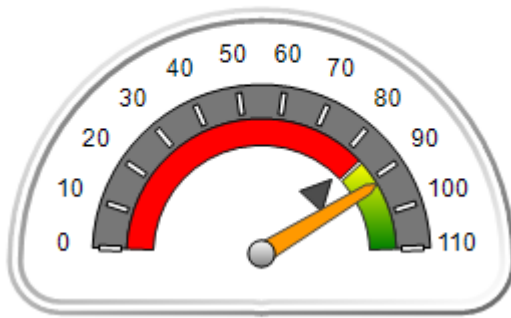
Children in Care During
Quarter: 39# Placements During
Quarter: 39# Children in Care On Last
Day: 23

Quarterly Provider Comparisons to All CCIs

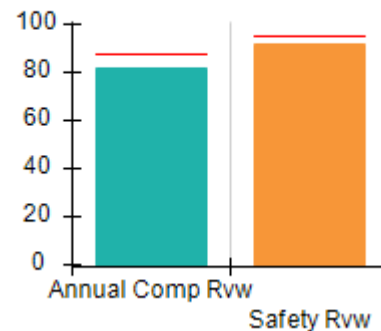


indicates average for all CCIs

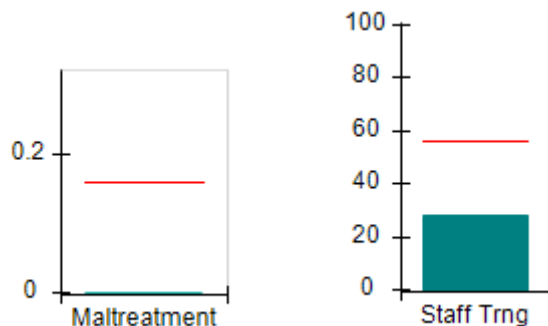
Overall Score (%)



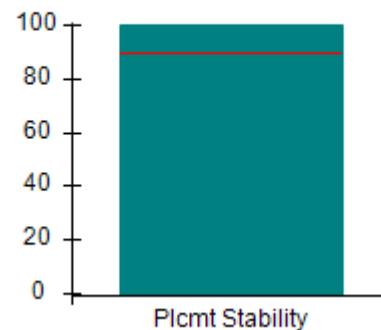
OPM Monitoring Reviews (%)



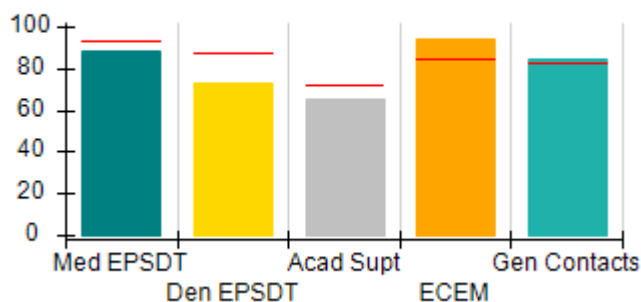
Safety Outcomes (%)



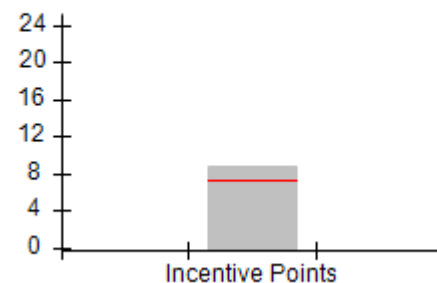
Permanency Outcomes (%)



Well-Being Outcomes (%)



Incentives Earned (Points)





Performance-Based Placement Measures RBWO Provider GA+SCORECARD - CCI

Report Quarter: Q1 FY2018

Provider/Program Name: Georgia Baptist Children's Home & Family Ministries - Palmetto Campus (864) - CCI

9250 Hutcheson Ferry Rd., Palmetto, GA 30268 Phone: 770-463-3344 Vendor ID# 35366	Quarterly Scores (Grades)		Current Quarter Score (Grade)
	Q1: 91.80 (A-)	Q2: N/A	91.80% (A-)
	Q3: N/A	Q4: N/A	

Program Census Information:	# Children in Care During Quarter: 39	# Placements During Quarter: 39	# Children in Care On Last Day: 23
-----------------------------	---------------------------------------	---------------------------------	------------------------------------

	Avg Performance All CCIs (%)	Provider Performance (%)*	Possible Points (Weight)	Provider Points Earned
--	------------------------------	---------------------------	--------------------------	------------------------

OPM Monitoring Reviews

Annual Comprehensive Reviews	88%	82%	25	20.46
Safety Reviews	95%	92%	15	13.81
Monitoring Sub-Total			40	34.27

CCI Safety Outcomes

Incidence of Maltreatment	0.16%	No Substantiated Reports	10	10.00
Staff Training	56%	28%	10	2.80
Safety Sub-Total			20	12.80

CCI Permanency Outcomes

Placement Stability	90%	100%	15	15.00
Permanency Sub-Total			15	15.00

CCI Well-Being Outcomes

EPSDT Medical Visits	93%	88%	4	3.52
EPSDT Dental Visits	87%	73%	4	2.92
Academic Supports	72%	65%	3	1.95
Provider ECEM Visits	84%	94%	7	6.58
Provider General Contacts	82%	84%	7	5.88
Placements with Siblings	41%	63%	Not Scored	Not Scored
Placements within Legal County	17%	38%	Not Scored	Not Scored
Well-Being Sub-Total			25	20.85

*Performance calculation descriptions can be found in the FY 2018 RBWO PBP Measurements and Standards Guide.

Monitoring & Outcomes: Possible Points = 100	Points Earned = 82.92
Score Before Incentives Credit	82.92%
Incentives Awarded	8.88 pts
PBP Verification	N/A pts
Total Score	91.80%



DHS, DFCS, Office of Provider Management
Performance-Based Placement Measures
RBWO Provider GA+SCORECARD - CCI



Report Quarter: Q1 FY2018

Provider/Program Name: Georgia Baptist Children's Home & Family Ministries - Palmetto Campus (864) - CCI

Program Census Information:		# Children in Care During Quarter: 39	# Placements During Quarter: 39	# Children in Care On Last Day: 23
CCI Incentive Credits	Avg Performance All CCIs (Points)	Provider Performance (%)*	Possible Points (Weight)	Provider Points Earned
Early EPSDT Medical Visits		75%	2	1.50
Early EPSDT Dental Visits		44%	2	0.88
Permanency Contacts		0%	5	0.00
Additional Academic Supports		0%	2	0.00
Active Agency Accreditation		50%	4	2.00
Staff Clinical Licensure		10%	5	0.50
Behavior Management (threshold = 0)		100%	4	4.00
Incentives Total	7.35		24	8.88
Maximum total combined incentive credit allowed is 10 points.			Incentives Awarded	8.88

*Performance calculation descriptions can be found in the FY 2018 RBWO PBP Measurements and Standards Guide.

Child Protective Services Investigations and Dispositions

The following investigations data, which is not used for scoring but is considered significant to a provider's performance, is from Georgia SHINES and is not considered final or complete until the end of the fiscal year.

Total Reports:	0
Number Screened In:	0
Number Screened Out:	0
Number Substantiated:	0
Number Unsubstantiated:	0
Number Active CPS Investigations:	0



DHS, DFCS, Office of Provider Management
Performance-Based Placement Measures
RBWO Provider GA+SCORECARD - CCI
Report Quarter: Q1 FY2018



Provider/Program Name: Georgia Sheriff's Youth Home - dba Boys Ranch (676) - CCI

2671 Hwy 122 E., Hahira, GA 31632

Phone: 229-794-2606

Vendor ID# 35379

Quarterly Scores (Grades)

Q1: 98.05 (A+)

Q2: N/A

Q3: N/A

Q4: N/A

Current Quarter Score (Grade)

98.05%

(A+)

Program Census Information:

Children in Care During
Quarter: 24

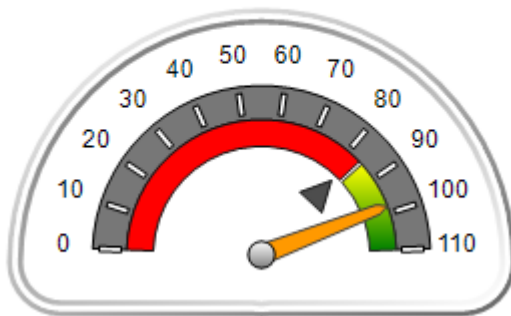
Placements During
Quarter: 24

Children in Care On Last
Day: 21

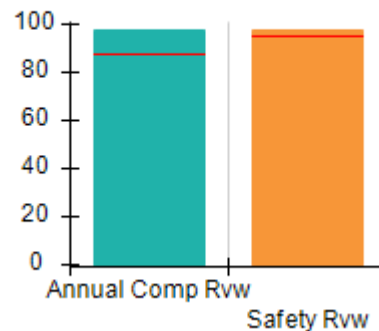
Quarterly Provider Comparisons to All CCIs

▼ indicates average for all CCIs

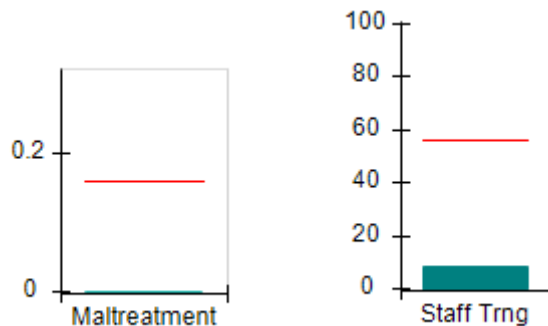
Overall Score (%)



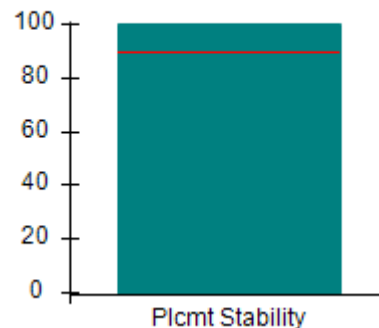
OPM Monitoring Reviews (%)



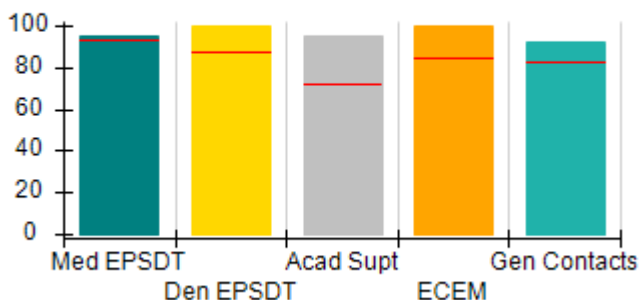
Safety Outcomes (%)



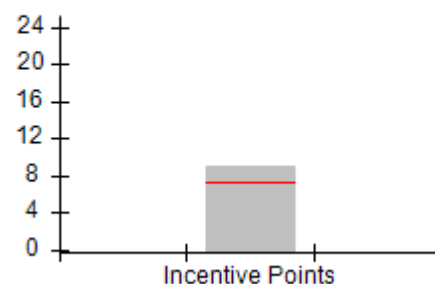
Permanency Outcomes (%)



Well-Being Outcomes (%)



Incentives Earned (Points)





DHS, DFCS, Office of Provider Management
Performance-Based Placement Measures
RBWO Provider GA+SCORECARD - CCI
Report Quarter: Q1 FY2018



Provider/Program Name: Georgia Sheriff's Youth Home - dba Boys Ranch (676) - CCI				
2671 Hwy 122 E., Hahira, GA 31632 Phone: 229-794-2606 Vendor ID# 35379		Quarterly Scores (Grades)		Current Quarter Score (Grade)
		Q1: 98.05 (A+)	Q2: N/A	98.05% (A+)
		Q3: N/A	Q4: N/A	
Program Census Information:		# Children in Care During Quarter: 24	# Placements During Quarter: 24	# Children in Care On Last Day: 21
	Avg Performance All CCIs (%)	Provider Performance (%)*	Possible Points (Weight)	Provider Points Earned
OPM Monitoring Reviews				
Annual Comprehensive Reviews	88%	98%	25	24.48
Safety Reviews	95%	97%	15	14.62
Monitoring Sub-Total			40	39.10
CCI Safety Outcomes				
Incidence of Maltreatment	0.16%	No Substantiated Reports	10	10.00
Staff Training	56%	8%	10	0.80
Safety Sub-Total			20	10.80
CCI Permanency Outcomes				
Placement Stability	90%	100%	15	15.00
Permanency Sub-Total			15	15.00
CCI Well-Being Outcomes				
EPSDT Medical Visits	93%	95%	4	3.80
EPSDT Dental Visits	87%	100%	4	4.00
Academic Supports	72%	95%	3	2.85
Provider ECEM Visits	84%	100%	7	7.00
Provider General Contacts	82%	92%	7	6.44
Placements with Siblings	41%	45%	Not Scored	Not Scored
Placements within Legal County	17%	0%	Not Scored	Not Scored
Well-Being Sub-Total			25	24.09
*Performance calculation descriptions can be found in the FY 2018 RBWO PBP Measurements and Standards Guide.				

Monitoring & Outcomes: Possible Points = 100	Points Earned = 88.99
Score Before Incentives Credit	88.99%
Incentives Awarded	9.06 pts
PBP Verification	N/A pts
Total Score	98.05%



DHS, DFCS, Office of Provider Management
Performance-Based Placement Measures
RBWO Provider GA+SCORECARD - CCI
Report Quarter: Q1 FY2018



Provider/Program Name: Georgia Sheriff's Youth Home - dba Boys Ranch (676) - CCI

Program Census Information:		# Children in Care During Quarter: 24	# Placements During Quarter: 24	# Children in Care On Last Day: 21
CCI Incentive Credits	Avg Performance All CCIs (Points)	Provider Performance (%)*	Possible Points (Weight)	Provider Points Earned
Early EPSDT Medical Visits		71%	2	1.42
Early EPSDT Dental Visits		90%	2	1.80
Permanency Contacts		None Planned	5	
Additional Academic Supports		67%	2	1.34
Active Agency Accreditation		0%	4	0.00
Staff Clinical Licensure		10%	5	0.50
Behavior Management (threshold = 0)		100%	4	4.00
Incentives Total	7.35		24	9.06
Maximum total combined incentive credit allowed is 10 points.			Incentives Awarded	9.06

*Performance calculation descriptions can be found in the FY 2018 RBWO PBP Measurements and Standards Guide.

Child Protective Services Investigations and Dispositions

The following investigations data, which is not used for scoring but is considered significant to a provider's performance, is from Georgia SHINES and is not considered final or complete until the end of the fiscal year.

Total Reports:	0	
Number Screened In:	0	
Number Screened Out:	0	
Number Substantiated:	0	
Number Unsubstantiated:	0	
Number Active CPS Investigations:	0	



DHS, DFCS, Office of Provider Management
Performance-Based Placement Measures
RBWO Provider GA+SCORECARD - CCI
Report Quarter: Q1 FY2018

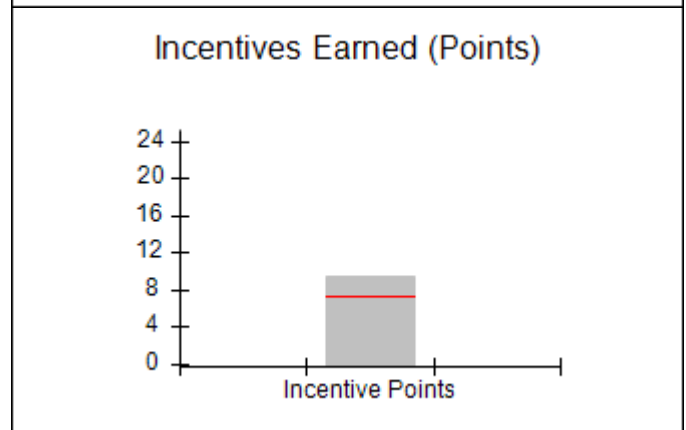
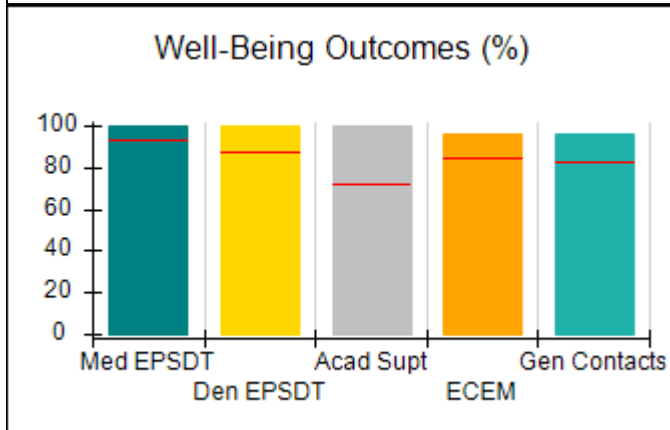
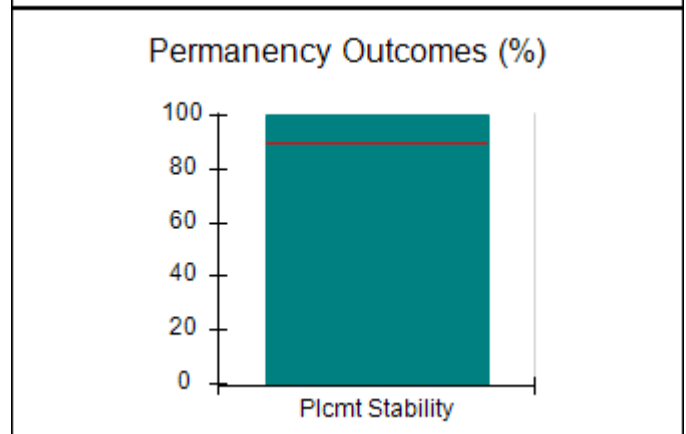
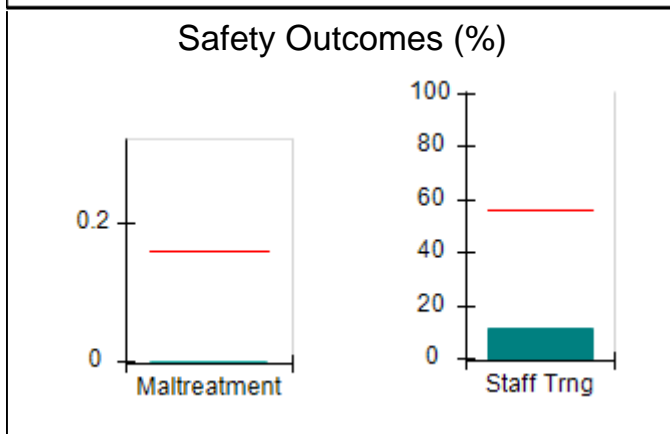
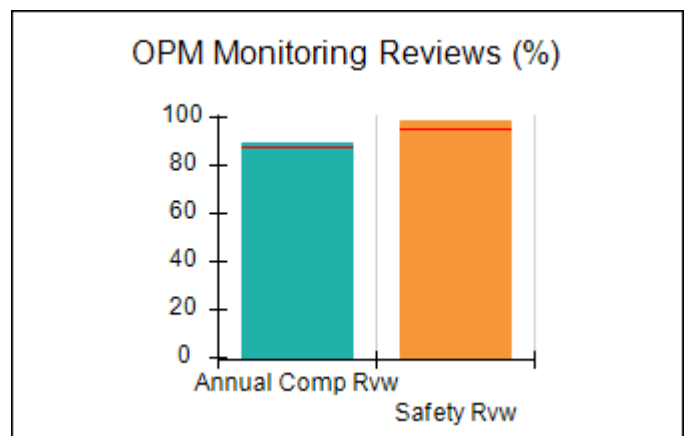
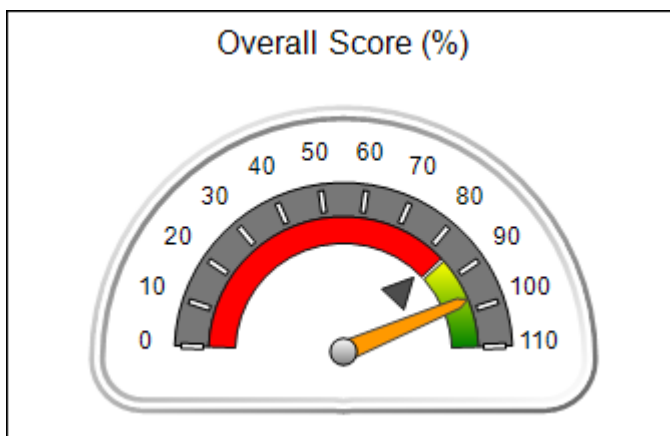


Provider/Program Name: Georgia Sheriff's Youth Home - dba Cherokee Estate (677) - CCI

850 Cherokee Estate Rd. NE, Dalton, GA 30720 Phone: 706-259-8581 Vendor ID# 35382	Quarterly Scores (Grades)		Current Quarter Score (Grade)
	Q1: 97.05 (A+)	Q2: N/A	97.05% (A+)
	Q3: N/A	Q4: N/A	
Program Census Information:	# Children in Care During Quarter: 9	# Placements During Quarter: 9	# Children in Care On Last Day: 8

Quarterly Provider Comparisons to All CCIs

▼ — indicates average for all CCIs





DHS, DFCS, Office of Provider Management
Performance-Based Placement Measures
RBWO Provider GA+SCORECARD - CCI
Report Quarter: Q1 FY2018



Provider/Program Name: Georgia Sheriff's Youth Home - dba Cherokee Estate (677) - CCI

850 Cherokee Estate Rd. NE, Dalton, GA 30720 Phone: 706-259-8581 Vendor ID# 35382	Quarterly Scores (Grades)		Current Quarter Score (Grade)
	Q1: 97.05 (A+)	Q2: N/A	97.05% (A+)
	Q3: N/A	Q4: N/A	

Program Census Information:	# Children in Care During Quarter: 9	# Placements During Quarter: 9	# Children in Care On Last Day: 8
-----------------------------	--------------------------------------	--------------------------------	-----------------------------------

	Avg Performance All CCIs (%)	Provider Performance (%)*	Possible Points (Weight)	Provider Points Earned
--	-------------------------------------	----------------------------------	---------------------------------	-------------------------------

OPM Monitoring Reviews

Annual Comprehensive Reviews	88%	89%	25	22.37
Safety Reviews	95%	99%	15	14.80
Monitoring Sub-Total			40	37.17

CCI Safety Outcomes

Incidence of Maltreatment	0.16%	No Substantiated Reports	10	10.00
Staff Training	56%	11%	10	1.10
Safety Sub-Total			20	11.10

CCI Permanency Outcomes

Placement Stability	90%	100%	15	15.00
Permanency Sub-Total			15	15.00

CCI Well-Being Outcomes

EPSDT Medical Visits	93%	100%	4	4.00
EPSDT Dental Visits	87%	100%	4	4.00
Academic Supports	72%	100%	3	3.00
Provider ECEM Visits	84%	96%	7	6.72
Provider General Contacts	82%	96%	7	6.72
Placements with Siblings	41%	60%	Not Scored	Not Scored
Placements within Legal County	17%	Not Eligible	Not Scored	Not Scored
Well-Being Sub-Total			25	24.44

*Performance calculation descriptions can be found in the FY 2018 RBWO PBP Measurements and Standards Guide.

Monitoring & Outcomes: Possible Points = 100	Points Earned = 87.71
Score Before Incentives Credit	87.71%
Incentives Awarded	9.34 pts
PBP Verification	N/A pts
Total Score	97.05%



DHS, DFCS, Office of Provider Management
Performance-Based Placement Measures
RBWO Provider GA+SCORECARD - CCI
Report Quarter: Q1 FY2018



Provider/Program Name: Georgia Sheriff's Youth Home - dba Cherokee Estate (677) - CCI

Program Census Information:		# Children in Care During Quarter: 9	# Placements During Quarter: 9	# Children in Care On Last Day: 8
CCI Incentive Credits	Avg Performance All CCIs (Points)	Provider Performance (%)*	Possible Points (Weight)	Provider Points Earned
Early EPSDT Medical Visits		100%	2	2.00
Early EPSDT Dental Visits		100%	2	2.00
Permanency Contacts		None Planned	5	
Additional Academic Supports		67%	2	1.34
Active Agency Accreditation		0%	4	0.00
Staff Clinical Licensure		0%	5	0.00
Behavior Management (threshold = 0)		100%	4	4.00
Incentives Total	7.35		24	9.34
Maximum total combined incentive credit allowed is 10 points.			Incentives Awarded	9.34

*Performance calculation descriptions can be found in the FY 2018 RBWO PBP Measurements and Standards Guide.

Child Protective Services Investigations and Dispositions

The following investigations data, which is not used for scoring but is considered significant to a provider's performance, is from Georgia SHINES and is not considered final or complete until the end of the fiscal year.

Total Reports:	0	
Number Screened In:	0	
Number Screened Out:	0	
Number Substantiated:	0	
Number Unsubstantiated:	0	
Number Active CPS Investigations:	0	



DHS, DFCS, Office of Provider Management
Performance-Based Placement Measures
RBWO Provider GA+SCORECARD - CCI



Report Quarter: Q1 FY2018

Provider/Program Name: Georgia Sheriff's Youth Home - dba Herrington Homes (678) - CCI

8109 Hwy. 296, Nunez, GA 30448

Phone: 912-562-3968

Vendor ID# 35380

Quarterly Scores (Grades)

Current Quarter Score
(Grade)

Q1: 100.26 (A+)

Q2: N/A

100.26%

Q3: N/A

Q4: N/A

(A+)

Program Census Information:

Children in Care During
Quarter: 16

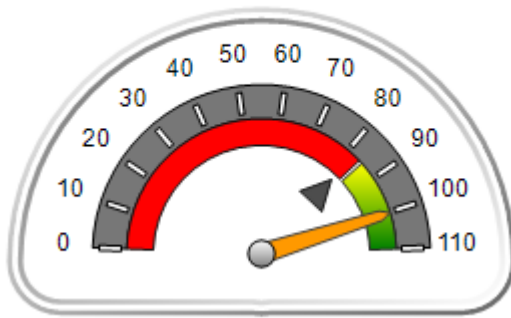
Placements During
Quarter: 16

Children in Care On Last
Day: 12

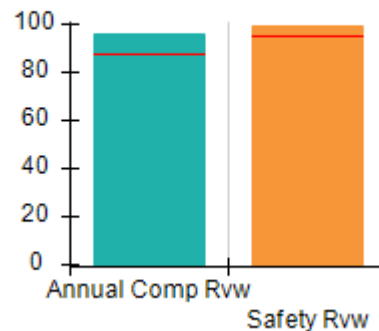
Quarterly Provider Comparisons to All CCIs

▼ — indicates average for all CCIs

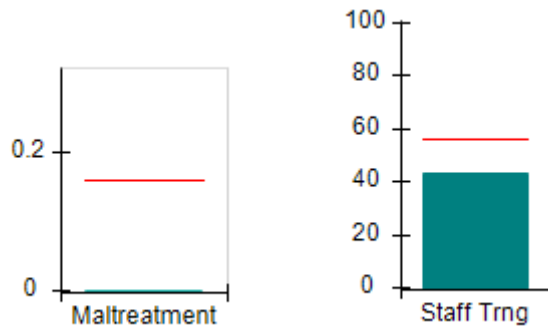
Overall Score (%)



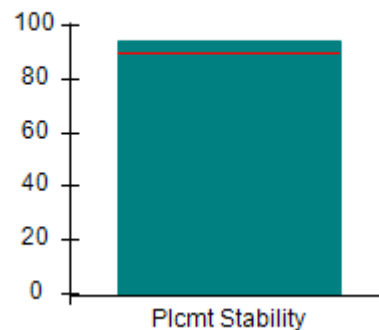
OPM Monitoring Reviews (%)



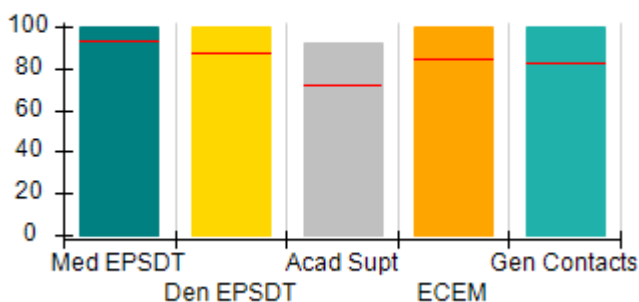
Safety Outcomes (%)



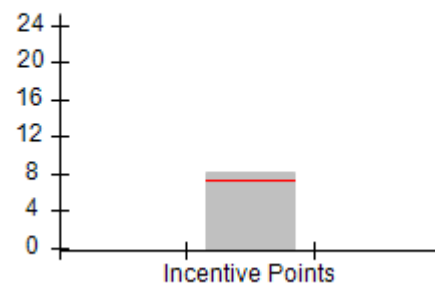
Permanency Outcomes (%)



Well-Being Outcomes (%)



Incentives Earned (Points)





Performance-Based Placement Measures

RBWO Provider GA+SCORECARD - CCI

Report Quarter: Q1 FY2018

Provider/Program Name: Georgia Sheriff's Youth Home - dba Herrington Homes (678) - CCI				
8109 Hwy. 296, Nunez, GA 30448		Quarterly Scores (Grades)		Current Quarter Score (Grade)
Phone: 912-562-3968		Q1: 100.26 (A+)	Q2: N/A	100.26% (A+)
Vendor ID# 35380		Q3: N/A	Q4: N/A	
Program Census Information:		# Children in Care During Quarter: 16	# Placements During Quarter: 16	# Children in Care On Last Day: 12
	Avg Performance All CCIs (%)	Provider Performance (%)*	Possible Points (Weight)	Provider Points Earned
OPM Monitoring Reviews				
Annual Comprehensive Reviews	88%	96%	25	24.11
Safety Reviews	95%	99%	15	14.91
Monitoring Sub-Total			40	39.02
CCI Safety Outcomes				
Incidence of Maltreatment	0.16%	No Substantiated Reports	10	10.00
Staff Training	56%	43%	10	4.30
Safety Sub-Total			20	14.30
CCI Permanency Outcomes				
Placement Stability	90%	94%	15	14.10
Permanency Sub-Total			15	14.10
CCI Well-Being Outcomes				
EPSDT Medical Visits	93%	100%	4	4.00
EPSDT Dental Visits	87%	100%	4	4.00
Academic Supports	72%	92%	3	2.76
Provider ECEM Visits	84%	100%	7	7.00
Provider General Contacts	82%	100%	7	7.00
Placements with Siblings	41%	29%	Not Scored	Not Scored
Placements within Legal County	17%	57%	Not Scored	Not Scored
Well-Being Sub-Total			25	24.76
*Performance calculation descriptions can be found in the FY 2018 RBWO PBP Measurements and Standards Guide.				

Monitoring & Outcomes: Possible Points = 100		Points Earned = 92.18	
Score Before Incentives Credit			92.18%
Incentives Awarded			8.08 pts
PBP Verification			N/A pts
Total Score			100.26%



DHS, DFCS, Office of Provider Management
Performance-Based Placement Measures
RBWO Provider GA+SCORECARD - CCI



Report Quarter: Q1 FY2018

Provider/Program Name: Georgia Sheriff's Youth Home - dba Herrington Homes (678) - CCI

Program Census Information:		# Children in Care During Quarter: 16	# Placements During Quarter: 16	# Children in Care On Last Day: 12
CCI Incentive Credits	Avg Performance All CCIs (Points)	Provider Performance (%)*	Possible Points (Weight)	Provider Points Earned
Early EPSDT Medical Visits		100%	2	2.00
Early EPSDT Dental Visits		100%	2	2.00
Permanency Contacts		None Planned	5	
Additional Academic Supports		4%	2	0.08
Active Agency Accreditation		0%	4	0.00
Staff Clinical Licensure		0%	5	0.00
Behavior Management (threshold = 0)		100%	4	4.00
Incentives Total	7.35		24	8.08
Maximum total combined incentive credit allowed is 10 points.			Incentives Awarded	8.08

*Performance calculation descriptions can be found in the FY 2018 RBWO PBP Measurements and Standards Guide.

Child Protective Services Investigations and Dispositions

The following investigations data, which is not used for scoring but is considered significant to a provider's performance, is from Georgia SHINES and is not considered final or complete until the end of the fiscal year.

Total Reports:	0
Number Screened In:	0
Number Screened Out:	0
Number Substantiated:	0
Number Unsubstantiated:	0
Number Active CPS Investigations:	0



DHS, DFCS, Office of Provider Management
Performance-Based Placement Measures
RBWO Provider GA+SCORECARD - CCI
Report Quarter: Q1 FY2018



Provider/Program Name: Georgia Sheriff's Youth Home - dba Mountainview (963) - CCI

716 Jackson Lake Road, Chatsworth, GA 30705

Phone: 706-695-2100

Vendor ID# 35383

Quarterly Scores (Grades)

Q1: 94.43 (A)

Q2: N/A

Q3: N/A

Q4: N/A

Current Quarter Score (Grade)

94.43%

(A)

Program Census Information:

Children in Care During
Quarter: 6

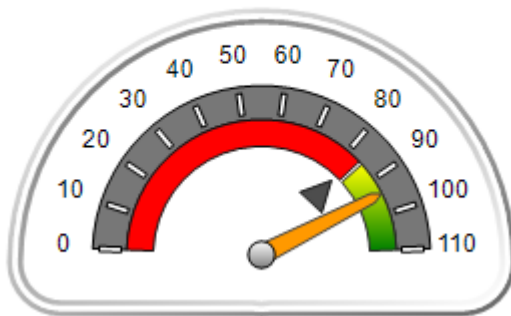
Placements During
Quarter: 6

Children in Care On Last
Day: 6

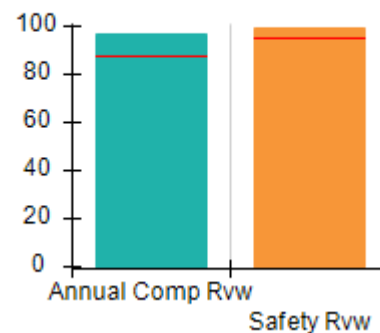
Quarterly Provider Comparisons to All CCIs

▼ indicates average for all CCIs

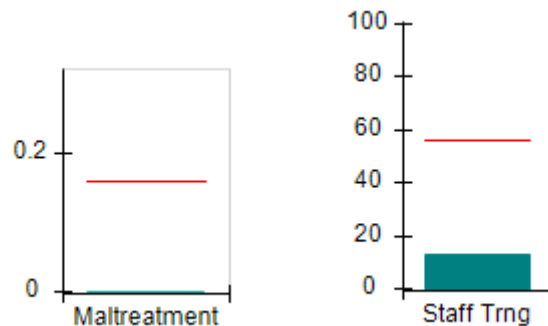
Overall Score (%)



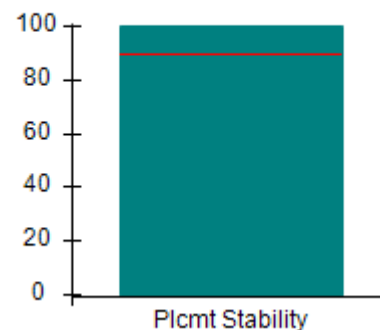
OPM Monitoring Reviews (%)



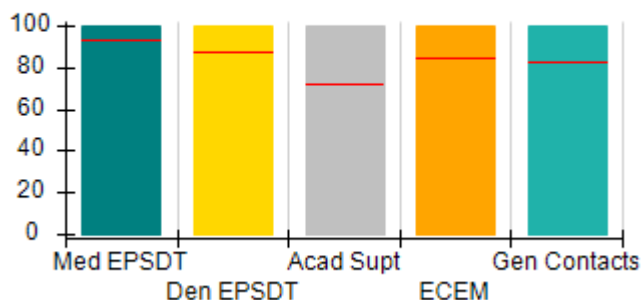
Safety Outcomes (%)



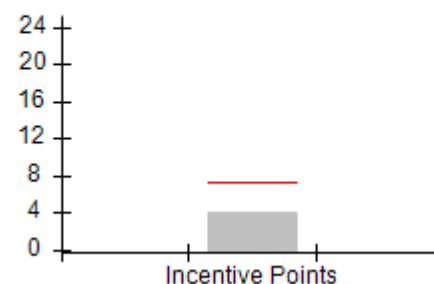
Permanency Outcomes (%)



Well-Being Outcomes (%)



Incentives Earned (Points)





DHS, DFCS, Office of Provider Management
Performance-Based Placement Measures
RBWO Provider GA+SCORECARD - CCI
 Report Quarter: Q1 FY2018



Provider/Program Name: Georgia Sheriff's Youth Home - dba Mountainview (963) - CCI				
716 Jackson Lake Road, Chatsworth, GA 30705 Phone: 706-695-2100 Vendor ID# 35383		Quarterly Scores (Grades)		Current Quarter Score (Grade)
		Q1: 94.43 (A)	Q2: N/A	94.43% (A)
		Q3: N/A	Q4: N/A	
Program Census Information:		# Children in Care During Quarter: 6	# Placements During Quarter: 6	# Children in Care On Last Day: 6
	Avg Performance All CCIs (%)	Provider Performance (%)*	Possible Points (Weight)	Provider Points Earned
OPM Monitoring Reviews				
Annual Comprehensive Reviews	88%	97%	25	24.23
Safety Reviews	95%	99%	15	14.90
Monitoring Sub-Total			40	39.13
CCI Safety Outcomes				
Incidence of Maltreatment	0.16%	No Substantiated Reports	10	10.00
Staff Training	56%	13%	10	1.30
Safety Sub-Total			20	11.30
CCI Permanency Outcomes				
Placement Stability	90%	100%	15	15.00
Permanency Sub-Total			15	15.00
CCI Well-Being Outcomes				
EPSDT Medical Visits	93%	100%	4	4.00
EPSDT Dental Visits	87%	100%	4	4.00
Academic Supports	72%	100%	3	3.00
Provider ECEM Visits	84%	100%	7	7.00
Provider General Contacts	82%	100%	7	7.00
Placements with Siblings	41%	75%	Not Scored	Not Scored
Placements within Legal County	17%	Not Eligible	Not Scored	Not Scored
Well-Being Sub-Total			25	25.00
*Performance calculation descriptions can be found in the FY 2018 RBWO PBP Measurements and Standards Guide.				

Monitoring & Outcomes: Possible Points = 100		Points Earned = 90.43	
Score Before Incentives Credit			90.43%
Incentives Awarded			4.00 pts
PBP Verification			N/A pts
Total Score			94.43%



DHS, DFCS, Office of Provider Management
Performance-Based Placement Measures
RBWO Provider GA+SCORECARD - CCI
Report Quarter: Q1 FY2018



Provider/Program Name: Georgia Sheriff's Youth Home - dba Mountainview (963) - CCI

Program Census Information:		# Children in Care During Quarter: 6	# Placements During Quarter: 6	# Children in Care On Last Day: 6
CCI Incentive Credits	Avg Performance All CCIs (Points)	Provider Performance (%)*	Possible Points (Weight)	Provider Points Earned
Early EPSDT Medical Visits		Not Eligible	2	
Early EPSDT Dental Visits		Not Eligible	2	
Permanency Contacts		None Planned	5	
Additional Academic Supports		0%	2	0.00
Active Agency Accreditation		0%	4	0.00
Staff Clinical Licensure		0%	5	0.00
Behavior Management (threshold = 0)		100%	4	4.00
Incentives Total	7.35		24	4.00
Maximum total combined incentive credit allowed is 10 points.			Incentives Awarded	4.00

*Performance calculation descriptions can be found in the FY 2018 RBWO PBP Measurements and Standards Guide.

Child Protective Services Investigations and Dispositions

The following investigations data, which is not used for scoring but is considered significant to a provider's performance, is from Georgia SHINES and is not considered final or complete until the end of the fiscal year.

Total Reports:	0	
Number Screened In:	0	
Number Screened Out:	0	
Number Substantiated:	0	
Number Unsubstantiated:	0	
Number Active CPS Investigations:	0	



DHS, DFCS, Office of Provider Management
Performance-Based Placement Measures
RBWO Provider GA+SCORECARD - CCI
Report Quarter: Q1 FY2018



Provider/Program Name: Georgia Sheriff's Youth Home - dba Pineland (679) - CCI

2048 Young's Mill Rd., LaGrange, GA 30241

Phone: 706-845-9771

Vendor ID# 35381

Quarterly Scores (Grades)

Q1: 96.05 (A)

Q2: N/A

Q3: N/A

Q4: N/A

Current Quarter Score (Grade)

96.05%

(A)

Program Census Information:

Children in Care During
Quarter: 6

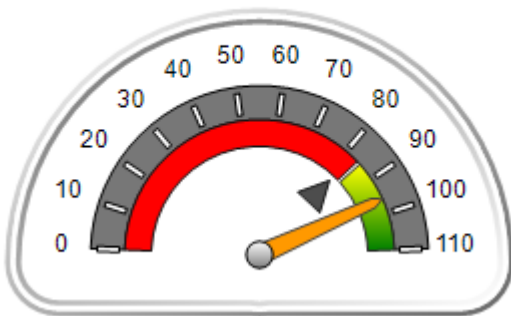
Placements During
Quarter: 6

Children in Care On Last
Day: 4

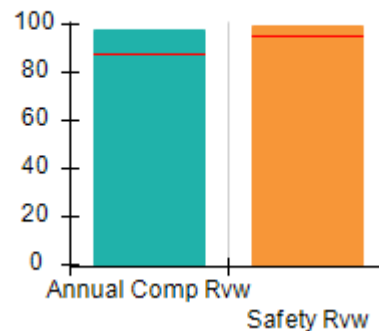
Quarterly Provider Comparisons to All CCIs

▼ indicates average for all CCIs

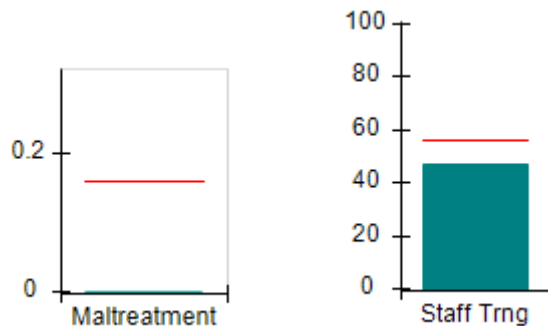
Overall Score (%)



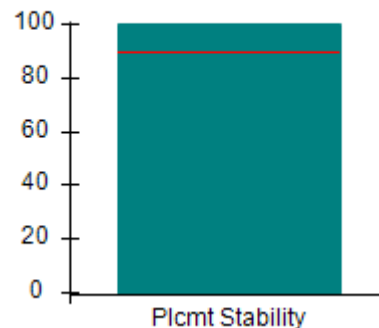
OPM Monitoring Reviews (%)



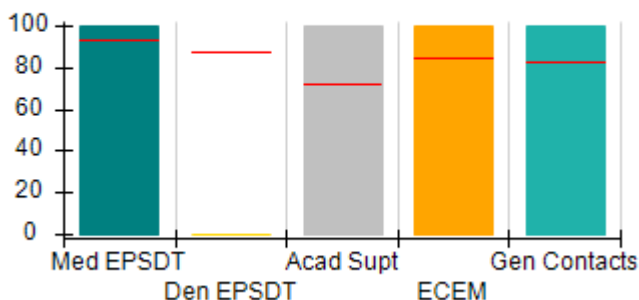
Safety Outcomes (%)



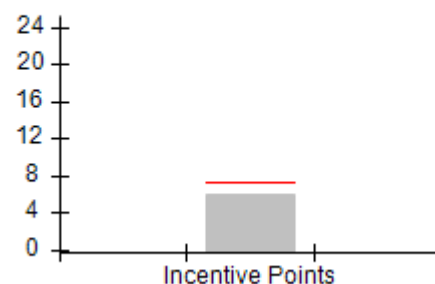
Permanency Outcomes (%)



Well-Being Outcomes (%)



Incentives Earned (Points)





Performance-Based Placement Measures RBWO Provider GA+SCORECARD - CCI

Report Quarter: Q1 FY2018

Provider/Program Name: Georgia Sheriff's Youth Home - dba Pineland (679) - CCI				
2048 Young's Mill Rd., LaGrange, GA 30241		Quarterly Scores (Grades)		Current Quarter Score (Grade)
Phone: 706-845-9771		Q1: 96.05 (A)	Q2: N/A	96.05% (A)
Vendor ID# 35381		Q3: N/A	Q4: N/A	
Program Census Information:		# Children in Care During Quarter: 6	# Placements During Quarter: 6	# Children in Care On Last Day: 4
	Avg Performance All CCIs (%)	Provider Performance (%)*	Possible Points (Weight)	Provider Points Earned
OPM Monitoring Reviews				
Annual Comprehensive Reviews	88%	98%	25	24.50
Safety Reviews	95%	99%	15	14.85
Monitoring Sub-Total			40	39.35
CCI Safety Outcomes				
Incidence of Maltreatment	0.16%	No Substantiated Reports	10	10.00
Staff Training	56%	47%	10	4.70
Safety Sub-Total			20	14.70
CCI Permanency Outcomes				
Placement Stability	90%	100%	15	15.00
Permanency Sub-Total			15	15.00
CCI Well-Being Outcomes				
EPSDT Medical Visits	93%	100%	4	4.00
EPSDT Dental Visits	87%	0%	4	0.00
Academic Supports	72%	100%	3	3.00
Provider ECEM Visits	84%	100%	7	7.00
Provider General Contacts	82%	100%	7	7.00
Placements with Siblings	41%	0%	Not Scored	Not Scored
Placements within Legal County	17%	0%	Not Scored	Not Scored
Well-Being Sub-Total			25	21.00
*Performance calculation descriptions can be found in the FY 2018 RBWO PBP Measurements and Standards Guide.				

Monitoring & Outcomes: Possible Points = 100		Points Earned = 90.05	
Score Before Incentives Credit			90.05%
Incentives Awarded			6.00 pts
PBP Verification			N/A pts
Total Score			96.05%



DHS, DFCS, Office of Provider Management
Performance-Based Placement Measures
RBWO Provider GA+SCORECARD - CCI
Report Quarter: Q1 FY2018



Provider/Program Name: Georgia Sheriff's Youth Home - dba Pineland (679) - CCI

Program Census Information:		# Children in Care During Quarter: 6	# Placements During Quarter: 6	# Children in Care On Last Day: 4
CCI Incentive Credits	Avg Performance All CCIs (Points)	Provider Performance (%)*	Possible Points (Weight)	Provider Points Earned
Early EPSDT Medical Visits		Not Eligible	2	
Early EPSDT Dental Visits		0%	2	0.00
Permanency Contacts		None Planned	5	
Additional Academic Supports		100%	2	2.00
Active Agency Accreditation		0%	4	0.00
Staff Clinical Licensure		0%	5	0.00
Behavior Management (threshold = 0)		100%	4	4.00
Incentives Total	7.35		24	6.00
Maximum total combined incentive credit allowed is 10 points.			Incentives Awarded	6.00

*Performance calculation descriptions can be found in the FY 2018 RBWO PBP Measurements and Standards Guide.

Child Protective Services Investigations and Dispositions

The following investigations data, which is not used for scoring but is considered significant to a provider's performance, is from Georgia SHINES and is not considered final or complete until the end of the fiscal year.

Total Reports:	0	
Number Screened In:	0	
Number Screened Out:	0	
Number Substantiated:	0	
Number Unsubstantiated:	0	
Number Active CPS Investigations:	0	



DHS, DFCS, Office of Provider Management
Performance-Based Placement Measures
RBWO Provider GA+SCORECARD - CCI



Report Quarter: Q1 FY2018

Provider/Program Name: Goshen Valley Foundation - dba Goshen Valley Boy's Ranch (687) - CCI

387 Goshen Church Way, Waleska, GA 30183

Phone: 7707964618

Vendor ID# 35392

Quarterly Scores (Grades)

Current Quarter Score (Grade)

Q1: 109.10 (A+)

Q2: N/A

109.10%

Q3: N/A

Q4: N/A

(A+)

Program Census Information:

Children in Care During Quarter: 55

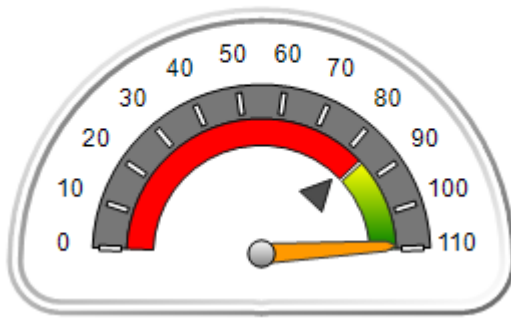
Placements During Quarter: 56

Children in Care On Last Day: 40

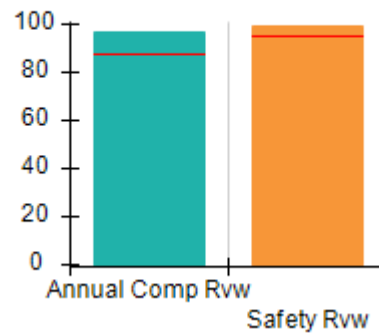
Quarterly Provider Comparisons to All CCIs

▼ indicates average for all CCIs

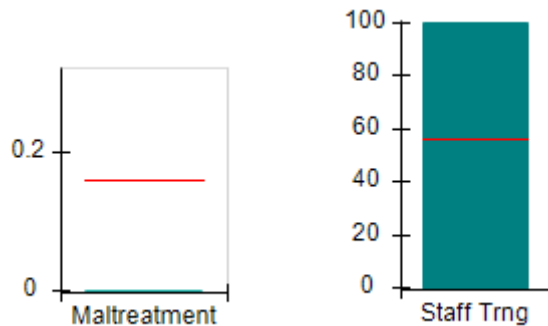
Overall Score (%)



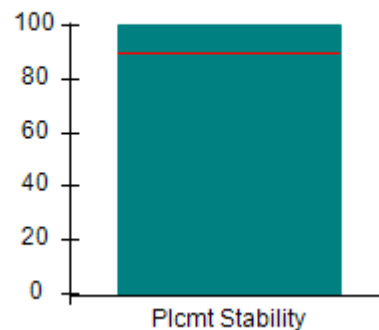
OPM Monitoring Reviews (%)



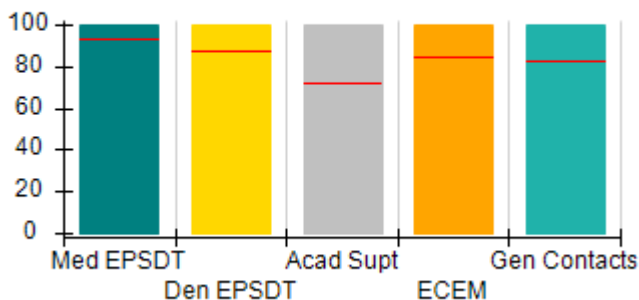
Safety Outcomes (%)



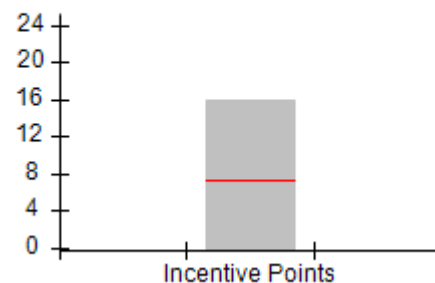
Permanency Outcomes (%)



Well-Being Outcomes (%)



Incentives Earned (Points)





Performance-Based Placement Measures

RBWO Provider GA+SCORECARD - CCI

Report Quarter: Q1 FY2018

Provider/Program Name: Goshen Valley Foundation - dba Goshen Valley Boy's Ranch (687) - CCI				
387 Goshen Church Way, Waleska, GA 30183 Phone: 7707964618 Vendor ID# 35392		Quarterly Scores (Grades)		Current Quarter Score (Grade)
		Q1: 109.10 (A+)	Q2: N/A	109.10% (A+)
		Q3: N/A	Q4: N/A	
Program Census Information:		# Children in Care During Quarter: 55	# Placements During Quarter: 56	# Children in Care On Last Day: 40
	Avg Performance All CCIs (%)	Provider Performance (%)*	Possible Points (Weight)	Provider Points Earned
OPM Monitoring Reviews				
Annual Comprehensive Reviews	88%	97%	25	24.25
Safety Reviews	95%	99%	15	14.85
Monitoring Sub-Total			40	39.10
CCI Safety Outcomes				
Incidence of Maltreatment	0.16%	No Substantiated Reports	10	10.00
Staff Training	56%	100%	10	10.00
Safety Sub-Total			20	20.00
CCI Permanency Outcomes				
Placement Stability	90%	100%	15	15.00
Permanency Sub-Total			15	15.00
CCI Well-Being Outcomes				
EPSDT Medical Visits	93%	100%	4	4.00
EPSDT Dental Visits	87%	100%	4	4.00
Academic Supports	72%	100%	3	3.00
Provider ECEM Visits	84%	100%	7	7.00
Provider General Contacts	82%	100%	7	7.00
Placements with Siblings	41%	23%	Not Scored	Not Scored
Placements within Legal County	17%	33%	Not Scored	Not Scored
Well-Being Sub-Total			25	25.00
*Performance calculation descriptions can be found in the FY 2018 RBWO PBP Measurements and Standards Guide.				

Monitoring & Outcomes: Possible Points = 100		Points Earned = 99.10	
Score Before Incentives Credit			99.10%
Incentives Awarded			10.00 pts
PBP Verification			N/A pts
Total Score			109.10%



DHS, DFCS, Office of Provider Management
Performance-Based Placement Measures
RBWO Provider GA+SCORECARD - CCI



Report Quarter: Q1 FY2018

Provider/Program Name: Goshen Valley Foundation - dba Goshen Valley Boy's Ranch (687) - CCI

Program Census Information:		# Children in Care During Quarter: 55	# Placements During Quarter: 56	# Children in Care On Last Day: 40
CCI Incentive Credits	Avg Performance All CCIs (Points)	Provider Performance (%)*	Possible Points (Weight)	Provider Points Earned
Early EPSDT Medical Visits		100%	2	2.00
Early EPSDT Dental Visits		95%	2	1.90
Permanency Contacts		100%	5	5.00
Additional Academic Supports		31%	2	0.62
Active Agency Accreditation		50%	4	2.00
Staff Clinical Licensure		10%	5	0.50
Behavior Management (threshold = 0)		100%	4	4.00
Incentives Total	7.35		24	16.02
Maximum total combined incentive credit allowed is 10 points.			Incentives Awarded	10.00

*Performance calculation descriptions can be found in the FY 2018 RBWO PBP Measurements and Standards Guide.

Child Protective Services Investigations and Dispositions

The following investigations data, which is not used for scoring but is considered significant to a provider's performance, is from Georgia SHINES and is not considered final or complete until the end of the fiscal year.

Total Reports:	0
Number Screened In:	0
Number Screened Out:	0
Number Substantiated:	0
Number Unsubstantiated:	0
Number Active CPS Investigations:	0



DHS, DFCS, Office of Provider Management
Performance-Based Placement Measures
RBWO Provider GA+SCORECARD - CCI
Report Quarter: Q1 FY2018



Provider/Program Name: Goshen Valley Foundation - dba Hope House (5196) - CCI

187 Goshen Church Way, Waleska, GA 30183

Phone: 770-796-4618

Vendor ID# 106196

Quarterly Scores (Grades)

Q1: 109.33 (A+)

Q2: N/A

Q3: N/A

Q4: N/A

Current Quarter Score (Grade)

109.33%

(A+)

Program Census Information:

Children in Care During
Quarter: 9

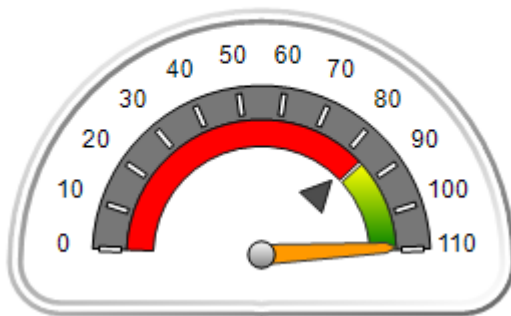
Placements During
Quarter: 9

Children in Care On Last
Day: 6

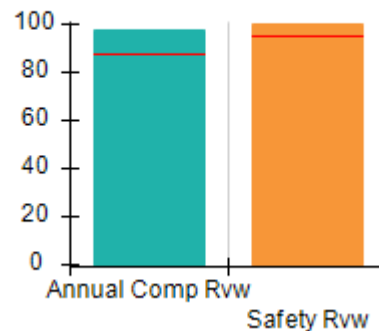
Quarterly Provider Comparisons to All CCIs

▼ — indicates average for all CCIs

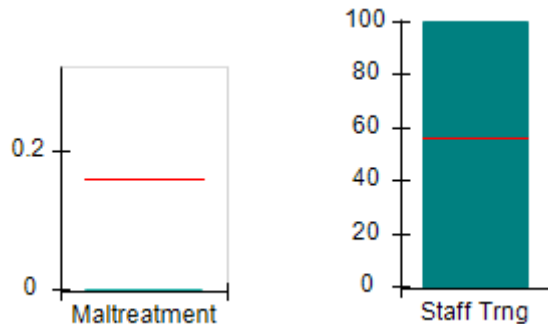
Overall Score (%)



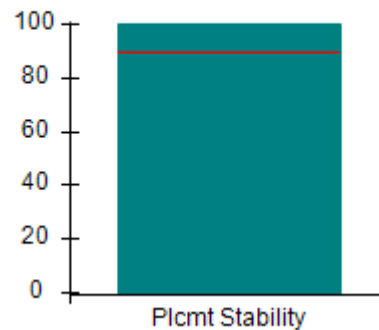
OPM Monitoring Reviews (%)



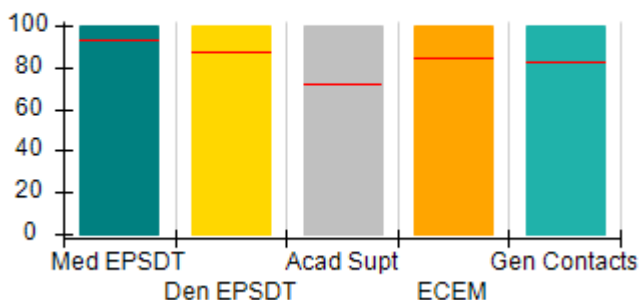
Safety Outcomes (%)



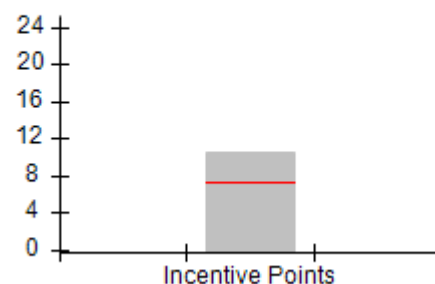
Permanency Outcomes (%)



Well-Being Outcomes (%)



Incentives Earned (Points)





DHS, DFCS, Office of Provider Management
Performance-Based Placement Measures
RBWO Provider GA+SCORECARD - CCI
Report Quarter: Q1 FY2018



Provider/Program Name: Goshen Valley Foundation - dba Hope House (5196) - CCI				
187 Goshen Church Way, Waleska, GA 30183 Phone: 770-796-4618 Vendor ID# 106196		Quarterly Scores (Grades)		Current Quarter Score (Grade)
		Q1: 109.33 (A+)	Q2: N/A	109.33% (A+)
		Q3: N/A	Q4: N/A	
Program Census Information:		# Children in Care During Quarter: 9	# Placements During Quarter: 9	# Children in Care On Last Day: 6
	Avg Performance All CCIs (%)	Provider Performance (%)*	Possible Points (Weight)	Provider Points Earned
OPM Monitoring Reviews				
Annual Comprehensive Reviews	88%	97%	25	24.33
Safety Reviews	95%	100%	15	15.00
Monitoring Sub-Total			40	39.33
CCI Safety Outcomes				
Incidence of Maltreatment	0.16%	No Substantiated Reports	10	10.00
Staff Training	56%	100%	10	10.00
Safety Sub-Total			20	20.00
CCI Permanency Outcomes				
Placement Stability	90%	100%	15	15.00
Permanency Sub-Total			15	15.00
CCI Well-Being Outcomes				
EPSDT Medical Visits	93%	100%	4	4.00
EPSDT Dental Visits	87%	100%	4	4.00
Academic Supports	72%	100%	3	3.00
Provider ECEM Visits	84%	100%	7	7.00
Provider General Contacts	82%	100%	7	7.00
Placements with Siblings	41%	46%	Not Scored	Not Scored
Placements within Legal County	17%	33%	Not Scored	Not Scored
Well-Being Sub-Total			25	25.00
*Performance calculation descriptions can be found in the FY 2018 RBWO PBP Measurements and Standards Guide.				

Monitoring & Outcomes: Possible Points = 100	Points Earned = 99.33
Score Before Incentives Credit	99.33%
Incentives Awarded	10.00 pts
PBP Verification	N/A pts
Total Score	109.33%



DHS, DFCS, Office of Provider Management
Performance-Based Placement Measures
RBWO Provider GA+SCORECARD - CCI
Report Quarter: Q1 FY2018



Provider/Program Name: Goshen Valley Foundation - dba Hope House (5196) - CCI

Program Census Information:		# Children in Care During Quarter: 9	# Placements During Quarter: 9	# Children in Care On Last Day: 6
CCI Incentive Credits	Avg Performance All CCIs (Points)	Provider Performance (%)*	Possible Points (Weight)	Provider Points Earned
Early EPSDT Medical Visits		100%	2	2.00
Early EPSDT Dental Visits		100%	2	2.00
Permanency Contacts		None Planned	5	
Additional Academic Supports		0%	2	0.00
Active Agency Accreditation		50%	4	2.00
Staff Clinical Licensure		10%	5	0.50
Behavior Management (threshold = 0)		100%	4	4.00
Incentives Total	7.35		24	10.50
Maximum total combined incentive credit allowed is 10 points.			Incentives Awarded	10.00

*Performance calculation descriptions can be found in the FY 2018 RBWO PBP Measurements and Standards Guide.

Child Protective Services Investigations and Dispositions

The following investigations data, which is not used for scoring but is considered significant to a provider's performance, is from Georgia SHINES and is not considered final or complete until the end of the fiscal year.

Total Reports:	0	
Number Screened In:	0	
Number Screened Out:	0	
Number Substantiated:	0	
Number Unsubstantiated:	0	
Number Active CPS Investigations:	0	



DHS, DFCS, Office of Provider Management
Performance-Based Placement Measures
RBWO Provider GA+SCORECARD - CCI
Report Quarter: Q1 FY2018



Provider/Program Name: Greenbriar Children's Center - (688) - CCI

3709 Hopkins St., Savannah, GA 31405

Phone: 912-234-3431

Vendor ID# 35393

Quarterly Scores (Grades)

Q1: 70.92 (C-)

Q2: N/A

Q3: N/A

Q4: N/A

Current Quarter Score
(Grade)

70.92%

(C-)

Program Census Information:

Children in Care During
Quarter: 12

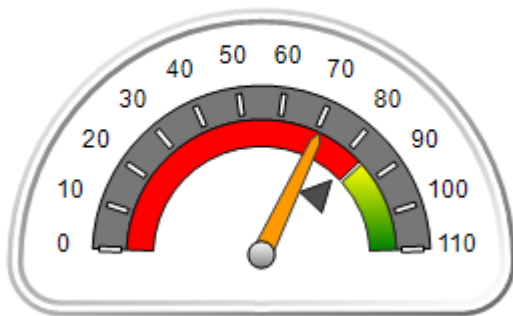
Placements During
Quarter: 12

Children in Care On Last
Day: 4

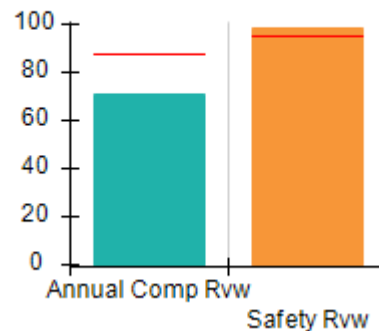
Quarterly Provider Comparisons to All CCIs

▼ indicates average for all CCIs

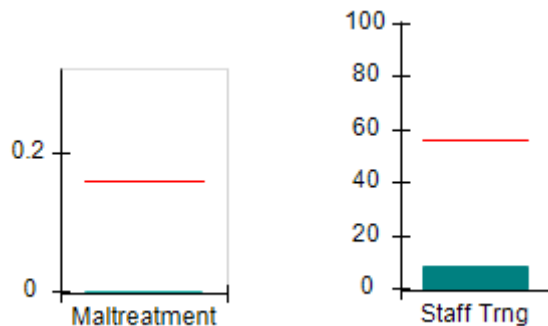
Overall Score (%)



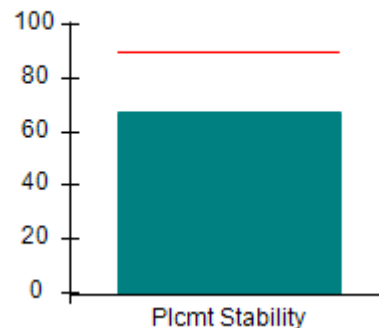
OPM Monitoring Reviews (%)



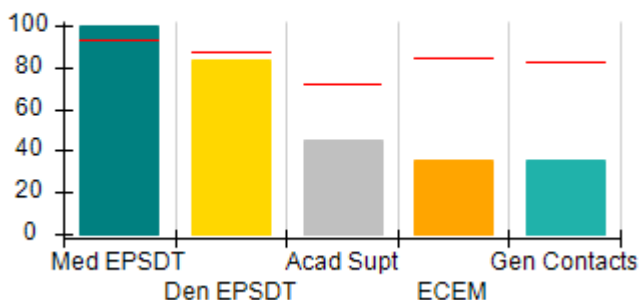
Safety Outcomes (%)



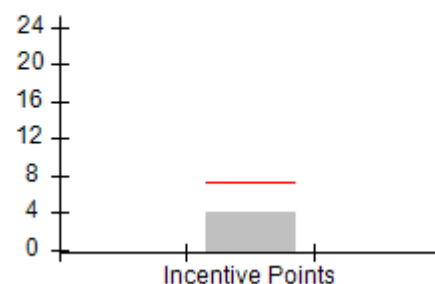
Permanency Outcomes (%)



Well-Being Outcomes (%)



Incentives Earned (Points)





DHS, DFCS, Office of Provider Management
Performance-Based Placement Measures
RBWO Provider GA+SCORECARD - CCI
Report Quarter: Q1 FY2018



Provider/Program Name: Greenbriar Children's Center - (688) - CCI				
3709 Hopkins St., Savannah, GA 31405 Phone: 912-234-3431 Vendor ID# 35393		Quarterly Scores (Grades)		Current Quarter Score (Grade)
		Q1: 70.92 (C-)	Q2: N/A	70.92% (C-)
		Q3: N/A	Q4: N/A	
Program Census Information:		# Children in Care During Quarter: 12	# Placements During Quarter: 12	# Children in Care On Last Day: 4
	Avg Performance All CCIs (%)	Provider Performance (%)*	Possible Points (Weight)	Provider Points Earned
OPM Monitoring Reviews				
Annual Comprehensive Reviews	88%	71%	25	17.63
Safety Reviews	95%	98%	15	14.73
Monitoring Sub-Total			40	32.36
CCI Safety Outcomes				
Incidence of Maltreatment	0.16%	No Substantiated Reports	10	10.00
Staff Training	56%	8%	10	0.80
Safety Sub-Total			20	10.80
CCI Permanency Outcomes				
Placement Stability	90%	67%	15	10.05
Permanency Sub-Total			15	10.05
CCI Well-Being Outcomes				
EPSDT Medical Visits	93%	100%	4	4.00
EPSDT Dental Visits	87%	83%	4	3.32
Academic Supports	72%	45%	3	1.35
Provider ECEM Visits	84%	36%	7	2.52
Provider General Contacts	82%	36%	7	2.52
Placements with Siblings	41%	Not Eligible	Not Scored	Not Scored
Placements within Legal County	17%	60%	Not Scored	Not Scored
Well-Being Sub-Total			25	13.71
*Performance calculation descriptions can be found in the FY 2018 RBWO PBP Measurements and Standards Guide.				

Monitoring & Outcomes: Possible Points = 100		Points Earned = 66.92	
Score Before Incentives Credit		66.92%	
Incentives Awarded		4.00 pts	
PBP Verification		N/A pts	
Total Score		70.92%	



DHS, DFCS, Office of Provider Management
Performance-Based Placement Measures
RBWO Provider GA+SCORECARD - CCI
Report Quarter: Q1 FY2018



Provider/Program Name: Greenbriar Children's Center - (688) - CCI

Program Census Information:		# Children in Care During Quarter: 12	# Placements During Quarter: 12	# Children in Care On Last Day: 4
CCI Incentive Credits	Avg Performance All CCIs (Points)	Provider Performance (%)*	Possible Points (Weight)	Provider Points Earned
Early EPSDT Medical Visits		0%	2	0.00
Early EPSDT Dental Visits		0%	2	0.00
Permanency Contacts		0%	5	0.00
Additional Academic Supports		0%	2	0.00
Active Agency Accreditation		0%	4	0.00
Staff Clinical Licensure		0%	5	0.00
Behavior Management (threshold = 0)		100%	4	4.00
Incentives Total	7.35		24	4.00
Maximum total combined incentive credit allowed is 10 points.			Incentives Awarded	4.00

*Performance calculation descriptions can be found in the FY 2018 RBWO PBP Measurements and Standards Guide.

Child Protective Services Investigations and Dispositions

The following investigations data, which is not used for scoring but is considered significant to a provider's performance, is from Georgia SHINES and is not considered final or complete until the end of the fiscal year.

Total Reports:	0	
Number Screened In:	0	
Number Screened Out:	0	
Number Substantiated:	0	
Number Unsubstantiated:	0	
Number Active CPS Investigations:	0	



DHS, DFCS, Office of Provider Management
Performance-Based Placement Measures
RBWO Provider GA+SCORECARD - CCI
Report Quarter: Q1 FY2018



Provider/Program Name: Guardian Home of Hope, Inc. - (5187) - CCI

4290 Valley Crest Drive, Columbus, GA 31907

Phone: 762-821-2303

Vendor ID# 121306

Quarterly Scores (Grades)

Q1: 80.68 (B-)

Q2: N/A

Q3: N/A

Q4: N/A

Current Quarter Score
(Grade)

80.68%

(B-)

Program Census Information:

Children in Care During
Quarter: 10

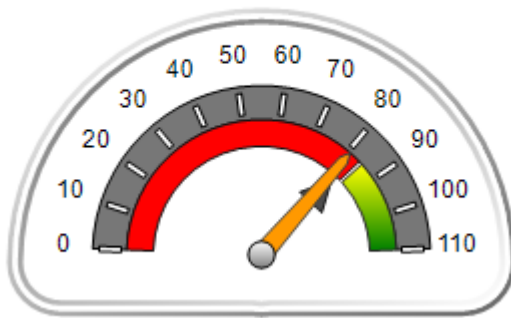
Placements During
Quarter: 10

Children in Care On Last
Day: 5

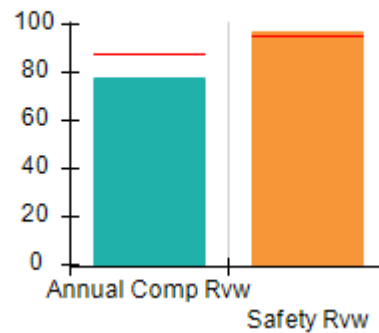
Quarterly Provider Comparisons to All CCIs

▼ indicates average for all CCIs

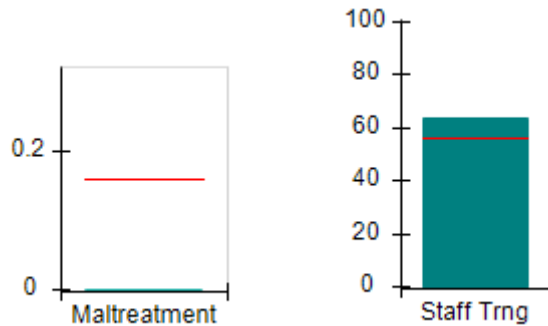
Overall Score (%)



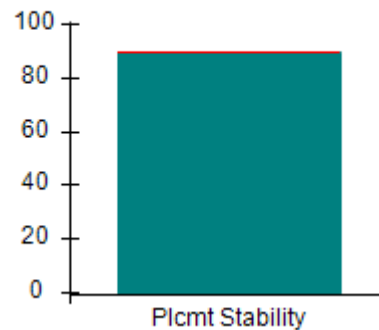
OPM Monitoring Reviews (%)



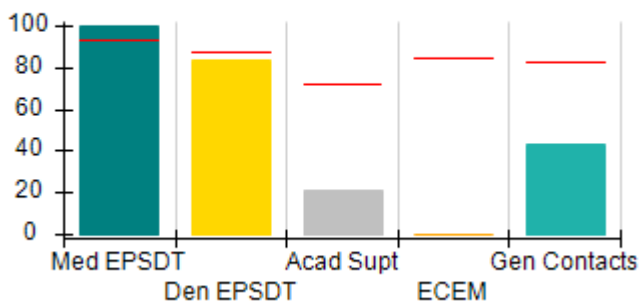
Safety Outcomes (%)



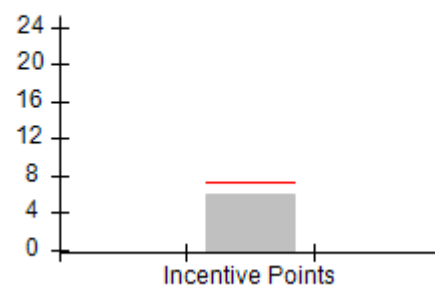
Permanency Outcomes (%)



Well-Being Outcomes (%)



Incentives Earned (Points)





DHS, DFCS, Office of Provider Management
Performance-Based Placement Measures
RBWO Provider GA+SCORECARD - CCI
Report Quarter: Q1 FY2018



Provider/Program Name: Guardian Home of Hope, Inc. - (5187) - CCI				
4290 Valley Crest Drive, Columbus, GA 31907 Phone: 762-821-2303 Vendor ID# 121306		Quarterly Scores (Grades)		Current Quarter Score (Grade)
		Q1: 80.68 (B-)	Q2: N/A	80.68% (B-)
		Q3: N/A	Q4: N/A	
Program Census Information:		# Children in Care During Quarter: 10	# Placements During Quarter: 10	# Children in Care On Last Day: 5
	Avg Performance All CCIs (%)	Provider Performance (%)*	Possible Points (Weight)	Provider Points Earned
OPM Monitoring Reviews				
Annual Comprehensive Reviews	88%	77%	25	19.35
Safety Reviews	95%	97%	15	14.48
Monitoring Sub-Total			40	33.82
CCI Safety Outcomes				
Incidence of Maltreatment	0.16%	No Substantiated Reports	10	10.00
Staff Training	56%	64%	10	6.40
Safety Sub-Total			20	16.40
CCI Permanency Outcomes				
Placement Stability	90%	90%	15	13.50
Permanency Sub-Total			15	13.50
CCI Well-Being Outcomes				
EPSDT Medical Visits	93%	100%	4	4.00
EPSDT Dental Visits	87%	83%	4	3.32
Academic Supports	72%	21%	3	0.63
Provider ECEM Visits	84%	0%	7	0.00
Provider General Contacts	82%	43%	7	3.01
Placements with Siblings	41%	40%	Not Scored	Not Scored
Placements within Legal County	17%	0%	Not Scored	Not Scored
Well-Being Sub-Total			25	10.96
*Performance calculation descriptions can be found in the FY 2018 RBWO PBP Measurements and Standards Guide.				

Monitoring & Outcomes: Possible Points = 100		Points Earned = 74.68	
Score Before Incentives Credit		74.68%	
Incentives Awarded		6.00 pts	
PBP Verification		N/A pts	
Total Score		80.68%	



DHS, DFCS, Office of Provider Management
Performance-Based Placement Measures
RBWO Provider GA+SCORECARD - CCI
Report Quarter: Q1 FY2018



Provider/Program Name: Guardian Home of Hope, Inc. - (5187) - CCI

Program Census Information:		# Children in Care During Quarter: 10	# Placements During Quarter: 10	# Children in Care On Last Day: 5
CCI Incentive Credits	Avg Performance All CCIs (Points)	Provider Performance (%)*	Possible Points (Weight)	Provider Points Earned
Early EPSDT Medical Visits		100%	2	2.00
Early EPSDT Dental Visits		0%	2	0.00
Permanency Contacts		0%	5	0.00
Additional Academic Supports		0%	2	0.00
Active Agency Accreditation		0%	4	0.00
Staff Clinical Licensure		0%	5	0.00
Behavior Management (threshold = 0)		100%	4	4.00
Incentives Total	7.35		24	6.00
Maximum total combined incentive credit allowed is 10 points.			Incentives Awarded	6.00

*Performance calculation descriptions can be found in the FY 2018 RBWO PBP Measurements and Standards Guide.

Child Protective Services Investigations and Dispositions

The following investigations data, which is not used for scoring but is considered significant to a provider's performance, is from Georgia SHINES and is not considered final or complete until the end of the fiscal year.

Total Reports:	1	
Number Screened In:	0	
Number Screened Out:	1	
Number Substantiated:	0	
Number Unsubstantiated:	1	
Number Active CPS Investigations:	-1	



DHS, DFCS, Office of Provider Management
Performance-Based Placement Measures
RBWO Provider GA+SCORECARD - CCI



Report Quarter: Q1 FY2018

Provider/Program Name: Hephzibah Children's Home - Basic Residential Cottages 101 & 106 (695) - CCI

6601 Zebulon Rd., Macon, GA 31220

Phone: 478-477-3383

Vendor ID# 35414

Quarterly Scores (Grades)

Current Quarter Score
(Grade)

Q1: 83.98 (B-)

Q2: N/A

83.98%

Q3: N/A

Q4: N/A

(B-)

Program Census Information:

Children in Care During
Quarter: 16

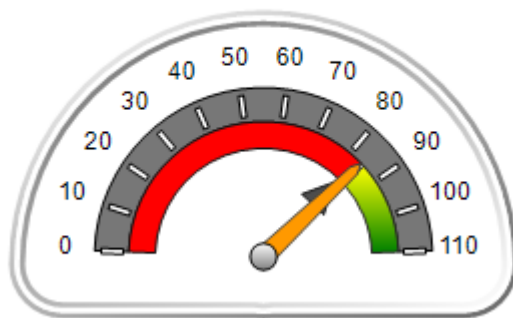
Placements During
Quarter: 16

Children in Care On Last
Day: 5

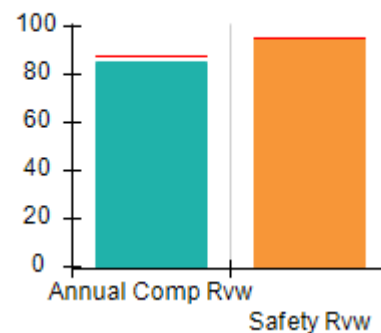
Quarterly Provider Comparisons to All CCIs

▼ — indicates average for all CCIs

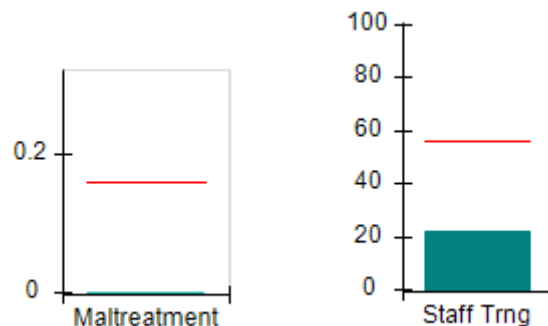
Overall Score (%)



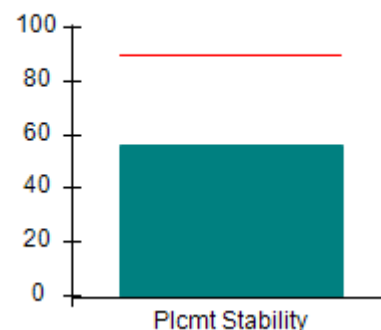
OPM Monitoring Reviews (%)



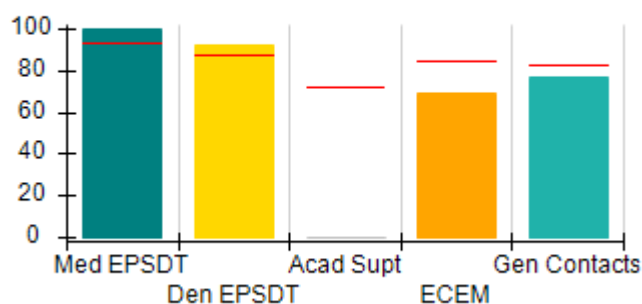
Safety Outcomes (%)



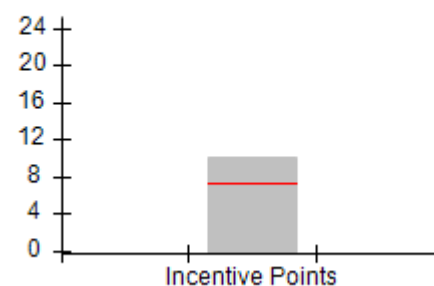
Permanency Outcomes (%)



Well-Being Outcomes (%)



Incentives Earned (Points)





Performance-Based Placement Measures

RBWO Provider GA+SCORECARD - CCI

Report Quarter: Q1 FY2018

Provider/Program Name: Hephzibah Children's Home - Basic Residential Cottages 101 & 106 (695) - CCI

6601 Zebulon Rd., Macon, GA 31220 Phone: 478-477-3383 Vendor ID# 35414		Quarterly Scores (Grades)		Current Quarter Score (Grade)
		Q1: 83.98 (B-)	Q2: N/A	83.98% (B-)
		Q3: N/A	Q4: N/A	
Program Census Information:		# Children in Care During Quarter: 16	# Placements During Quarter: 16	# Children in Care On Last Day: 5
	Avg Performance All CCIs (%)	Provider Performance (%)*	Possible Points (Weight)	Provider Points Earned
OPM Monitoring Reviews				
Annual Comprehensive Reviews	88%	85%	25	21.28
Safety Reviews	95%	95%	15	14.22
Monitoring Sub-Total			40	35.50
CCI Safety Outcomes				
Incidence of Maltreatment	0.16%	No Substantiated Reports	10	10.00
Staff Training	56%	22%	10	2.20
Safety Sub-Total			20	12.20
CCI Permanency Outcomes				
Placement Stability	90%	56%	15	8.40
Permanency Sub-Total			15	8.40
CCI Well-Being Outcomes				
EPSDT Medical Visits	93%	100%	4	4.00
EPSDT Dental Visits	87%	92%	4	3.68
Academic Supports	72%	0%	3	0.00
Provider ECEM Visits	84%	69%	7	4.83
Provider General Contacts	82%	77%	7	5.39
Placements with Siblings	41%	100%	Not Scored	Not Scored
Placements within Legal County	17%	0%	Not Scored	Not Scored
Well-Being Sub-Total			25	17.90
*Performance calculation descriptions can be found in the FY 2018 RBWO PBP Measurements and Standards Guide.				

Monitoring & Outcomes: Possible Points = 100		Points Earned = 74.00	
Score Before Incentives Credit			74.00%
Incentives Awarded			9.98 pts
PBP Verification			N/A pts
Total Score			83.98%



DHS, DFCS, Office of Provider Management
Performance-Based Placement Measures
RBWO Provider GA+SCORECARD - CCI



Report Quarter: Q1 FY2018

Provider/Program Name: Hephzibah Children's Home - Basic Residential Cottages 101 & 106 (695) - CCI

Program Census Information:		# Children in Care During Quarter: 16	# Placements During Quarter: 16	# Children in Care On Last Day: 5
CCI Incentive Credits	Avg Performance All CCIs (Points)	Provider Performance (%)*	Possible Points (Weight)	Provider Points Earned
Early EPSDT Medical Visits		100%	2	2.00
Early EPSDT Dental Visits		89%	2	1.78
Permanency Contacts		4%	5	0.20
Additional Academic Supports		0%	2	0.00
Active Agency Accreditation		50%	4	2.00
Staff Clinical Licensure		0%	5	0.00
Behavior Management (threshold = 0)		100%	4	4.00
Incentives Total	7.35		24	9.98
Maximum total combined incentive credit allowed is 10 points.			Incentives Awarded	9.98

*Performance calculation descriptions can be found in the FY 2018 RBWO PBP Measurements and Standards Guide.

Child Protective Services Investigations and Dispositions

The following investigations data, which is not used for scoring but is considered significant to a provider's performance, is from Georgia SHINES and is not considered final or complete until the end of the fiscal year.

Total Reports:	0
Number Screened In:	0
Number Screened Out:	0
Number Substantiated:	0
Number Unsubstantiated:	0
Number Active CPS Investigations:	0



DHS, DFCS, Office of Provider Management
Performance-Based Placement Measures
RBWO Provider GA+SCORECARD - CCI



Report Quarter: Q1 FY2018

Provider/Program Name: Hephzibah Children's Home - Cottages 102, 103, 104, 105 (5241) - CCI

6601 Zebulon Road, Macon, GA 31220

Phone: 478-477-3383

Vendor ID# 145634

Quarterly Scores (Grades)

Current Quarter Score (Grade)

Q1: 75.65 (C)

Q2: N/A

75.65%

Q3: N/A

Q4: N/A

(C)

Program Census Information:

Children in Care During
Quarter: 21

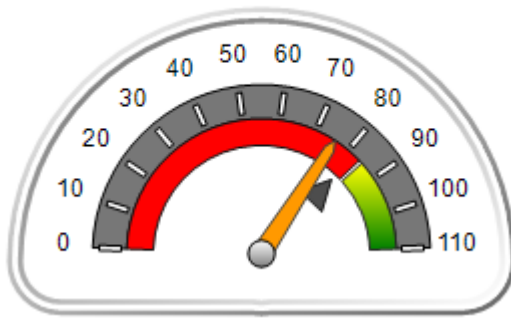
Placements During
Quarter: 21

Children in Care On Last
Day: 13

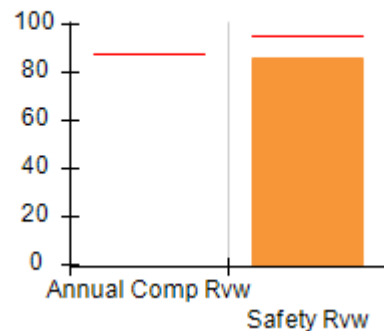
Quarterly Provider Comparisons to All CCIs

▼ — indicates average for all CCIs

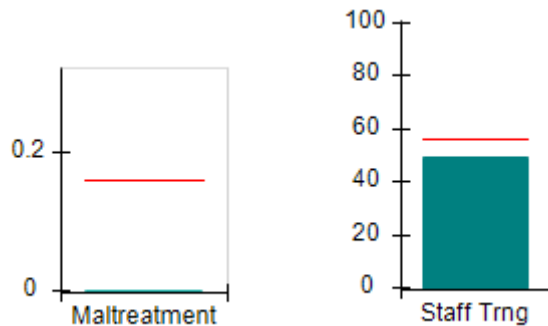
Overall Score (%)



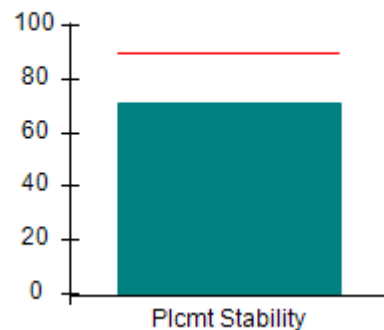
OPM Monitoring Reviews (%)



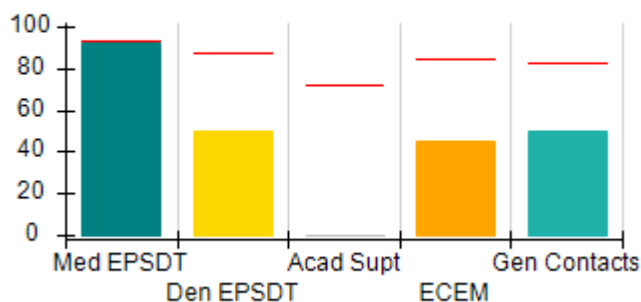
Safety Outcomes (%)



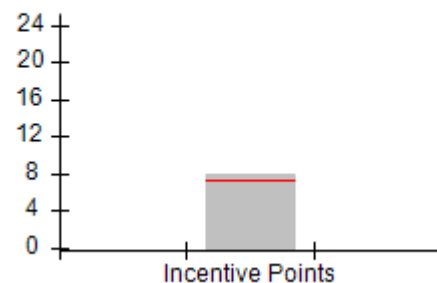
Permanency Outcomes (%)



Well-Being Outcomes (%)



Incentives Earned (Points)





DHS, DFCS, Office of Provider Management
Performance-Based Placement Measures
RBWO Provider GA+SCORECARD - CCI



Report Quarter: Q1 FY2018

Provider/Program Name: Hephzibah Children's Home - Cottages 102, 103, 104, 105 (5241) - CCI

6601 Zebulon Road, Macon, GA 31220 Phone: 478-477-3383 Vendor ID# 145634	Quarterly Scores (Grades)		Current Quarter Score (Grade)
	Q1: 75.65 (C)	Q2: N/A	75.65%
	Q3: N/A	Q4: N/A	(C)

Program Census Information:	# Children in Care During Quarter: 21	# Placements During Quarter: 21	# Children in Care On Last Day: 13
-----------------------------	---------------------------------------	---------------------------------	------------------------------------

	Avg Performance All CCIs (%)	Provider Performance (%)*	Possible Points (Weight)	Provider Points Earned
--	-------------------------------------	----------------------------------	---------------------------------	-------------------------------

OPM Monitoring Reviews

Annual Comprehensive Reviews	88%	Not Yet Conducted		
Safety Reviews	95%	86%	15	12.90
Monitoring Sub-Total			15	12.90

CCI Safety Outcomes

Incidence of Maltreatment	0.16%	No Substantiated Reports	10	10.00
Staff Training	56%	49%	10	4.90
Safety Sub-Total			20	14.90

CCI Permanency Outcomes

Placement Stability	90%	71%	15	10.65
Permanency Sub-Total			15	10.65

CCI Well-Being Outcomes

EPSDT Medical Visits	93%	92%	4	3.68
EPSDT Dental Visits	87%	50%	4	2.00
Academic Supports	72%	0%	3	0.00
Provider ECEM Visits	84%	45%	7	3.15
Provider General Contacts	82%	50%	7	3.50
Placements with Siblings	41%	Not Eligible	Not Scored	Not Scored
Placements within Legal County	17%	0%	Not Scored	Not Scored
Well-Being Sub-Total			25	12.33

*Performance calculation descriptions can be found in the FY 2018 RBWO PBP Measurements and Standards Guide.

Monitoring & Outcomes: Possible Points = 75		Points Earned = 50.78	
Score Before Incentives Credit			67.71%
Incentives Awarded			7.94 pts
PBP Verification			N/A pts
Total Score			75.65%



DHS, DFCS, Office of Provider Management
Performance-Based Placement Measures
RBWO Provider GA+SCORECARD - CCI



Report Quarter: Q1 FY2018

Provider/Program Name: Hephzibah Children's Home - Cottages 102, 103, 104, 105 (5241) - CCI

Program Census Information:		# Children in Care During Quarter: 21	# Placements During Quarter: 21	# Children in Care On Last Day: 13
CCI Incentive Credits	Avg Performance All CCIs (Points)	Provider Performance (%)*	Possible Points (Weight)	Provider Points Earned
Early EPSDT Medical Visits		75%	2	1.50
Early EPSDT Dental Visits		22%	2	0.44
Permanency Contacts		0%	5	0.00
Additional Academic Supports		0%	2	0.00
Active Agency Accreditation		50%	4	2.00
Staff Clinical Licensure		0%	5	0.00
Behavior Management (threshold = 0)		100%	4	4.00
Incentives Total	7.35		24	7.94
Maximum total combined incentive credit allowed is 10 points.			Incentives Awarded	7.94

*Performance calculation descriptions can be found in the FY 2018 RBWO PBP Measurements and Standards Guide.

Child Protective Services Investigations and Dispositions

The following investigations data, which is not used for scoring but is considered significant to a provider's performance, is from Georgia SHINES and is not considered final or complete until the end of the fiscal year.

Total Reports:	1
Number Screened In:	0
Number Screened Out:	1
Number Substantiated:	0
Number Unsubstantiated:	0
Number Active CPS Investigations:	0



DHS, DFCS, Office of Provider Management

Performance-Based Placement Measures

RBWO Provider GA+SCORECARD - CCI



Report Quarter: Q1 FY2018

Provider/Program Name: Hephzibah Children's Home - Second Chance Home Cottage 107 (4625) - CCI

6601 Zebulon Rd., Macon, GA 31220

Phone: 478-477-3383

Vendor ID# 83339

Quarterly Scores (Grades)

Current Quarter Score (Grade)

Q1: 81.34 (B-)

Q2: N/A

81.34%

Q3: N/A

Q4: N/A

(B-)

Program Census Information:

Children in Care During Quarter: 22

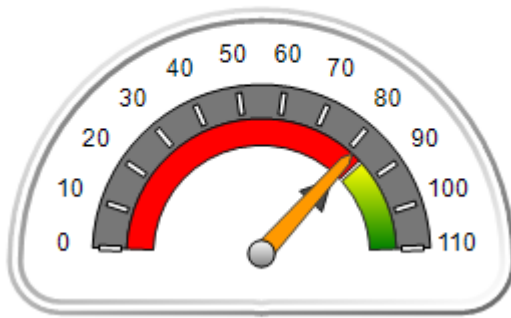
Placements During Quarter: 22

Children in Care On Last Day: 9

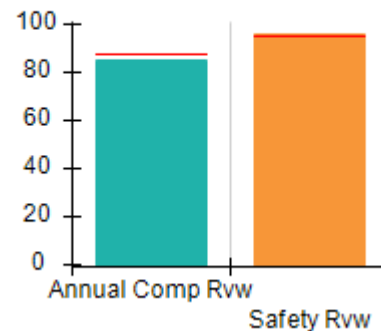
Quarterly Provider Comparisons to All CCIs

▼ indicates average for all CCIs

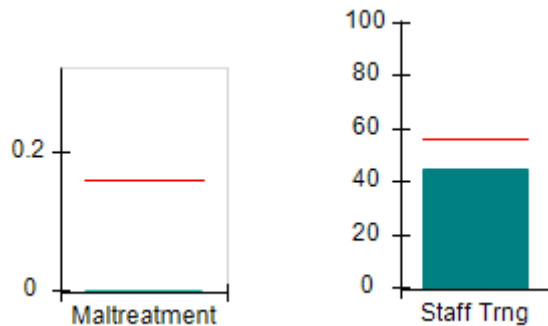
Overall Score (%)



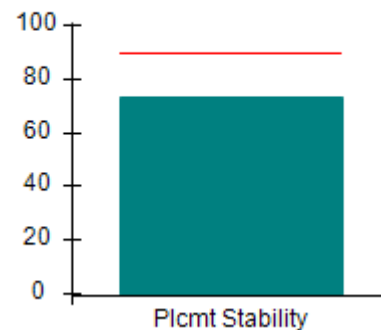
OPM Monitoring Reviews (%)



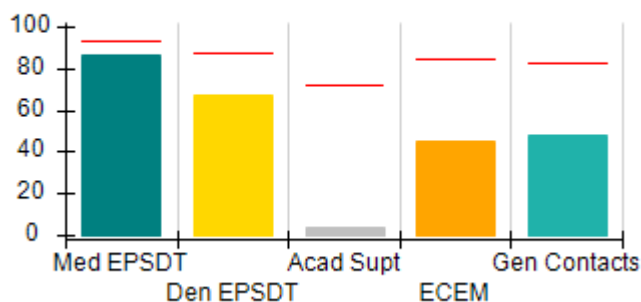
Safety Outcomes (%)



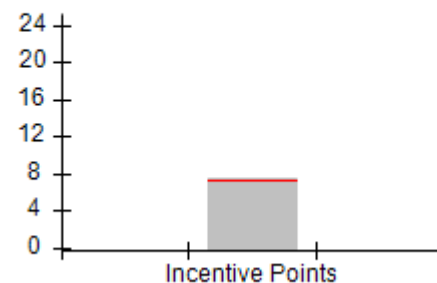
Permanency Outcomes (%)



Well-Being Outcomes (%)



Incentives Earned (Points)





Performance-Based Placement Measures

RBWO Provider GA+SCORECARD - CCI

Report Quarter: Q1 FY2018

Provider/Program Name: Hephzibah Children's Home - Second Chance Home Cottage 107 (4625) - CCI				
6601 Zebulon Rd., Macon, GA 31220		Quarterly Scores (Grades)		Current Quarter Score (Grade)
Phone: 478-477-3383		Q1: 81.34 (B-)	Q2: N/A	81.34% (B-)
Vendor ID# 83339		Q3: N/A	Q4: N/A	
Program Census Information:		# Children in Care During Quarter: 22	# Placements During Quarter: 22	# Children in Care On Last Day: 9
	Avg Performance All CCIs (%)	Provider Performance (%)*	Possible Points (Weight)	Provider Points Earned
OPM Monitoring Reviews				
Annual Comprehensive Reviews	88%	85%	25	21.33
Safety Reviews	95%	96%	15	14.41
Monitoring Sub-Total			40	35.74
CCI Safety Outcomes				
Incidence of Maltreatment	0.16%	No Substantiated Reports	10	10.00
Staff Training	56%	45%	10	4.50
Safety Sub-Total			20	14.50
CCI Permanency Outcomes				
Placement Stability	90%	73%	15	10.95
Permanency Sub-Total			15	10.95
CCI Well-Being Outcomes				
EPSDT Medical Visits	93%	86%	4	3.44
EPSDT Dental Visits	87%	67%	4	2.68
Academic Supports	72%	4%	3	0.12
Provider ECEM Visits	84%	45%	7	3.15
Provider General Contacts	82%	48%	7	3.36
Placements with Siblings	41%	0%	Not Scored	Not Scored
Placements within Legal County	17%	25%	Not Scored	Not Scored
Well-Being Sub-Total			25	12.75
*Performance calculation descriptions can be found in the FY 2018 RBWO PBP Measurements and Standards Guide.				

Monitoring & Outcomes: Possible Points = 100		Points Earned = 73.94	
Score Before Incentives Credit			73.94%
Incentives Awarded			7.40 pts
PBP Verification			N/A pts
Total Score			81.34%



DHS, DFCS, Office of Provider Management
Performance-Based Placement Measures
RBWO Provider GA+SCORECARD - CCI



Report Quarter: Q1 FY2018

Provider/Program Name: Hephzibah Children's Home - Second Chance Home Cottage 107 (4625) - CCI

Program Census Information:		# Children in Care During Quarter: 22	# Placements During Quarter: 22	# Children in Care On Last Day: 9
CCI Incentive Credits	Avg Performance All CCIs (Points)	Provider Performance (%)*	Possible Points (Weight)	Provider Points Earned
Early EPSDT Medical Visits		50%	2	1.00
Early EPSDT Dental Visits		20%	2	0.40
Permanency Contacts		0%	5	0.00
Additional Academic Supports		0%	2	0.00
Active Agency Accreditation		50%	4	2.00
Staff Clinical Licensure		0%	5	0.00
Behavior Management (threshold = 0)		100%	4	4.00
Incentives Total	7.35		24	7.40
Maximum total combined incentive credit allowed is 10 points.			Incentives Awarded	7.40

*Performance calculation descriptions can be found in the FY 2018 RBWO PBP Measurements and Standards Guide.

Child Protective Services Investigations and Dispositions

The following investigations data, which is not used for scoring but is considered significant to a provider's performance, is from Georgia SHINES and is not considered final or complete until the end of the fiscal year.

Total Reports:	1
Number Screened In:	0
Number Screened Out:	1
Number Substantiated:	0
Number Unsubstantiated:	0
Number Active CPS Investigations:	0



DHS, DFCS, Office of Provider Management
Performance-Based Placement Measures
RBWO Provider GA+SCORECARD - CCI
Report Quarter: Q1 FY2018



Provider/Program Name: House of Dawn - Second Chance Home (918) - CCI

298 South Main Street , Jonesboro, GA 30236

Phone: 770 477-2385

Vendor ID# 35422

Quarterly Scores (Grades)

Q1: 88.73 (B+)

Q2: N/A

Q3: N/A

Q4: N/A

Current Quarter Score (Grade)

88.73%

(B+)

Program Census Information:

Children in Care During
Quarter: 7

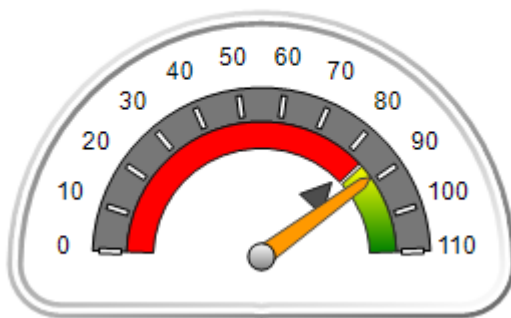
Placements During
Quarter: 7

Children in Care On Last
Day: 4

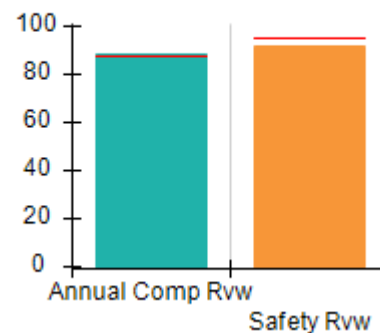
Quarterly Provider Comparisons to All CCIs

▼ indicates average for all CCIs

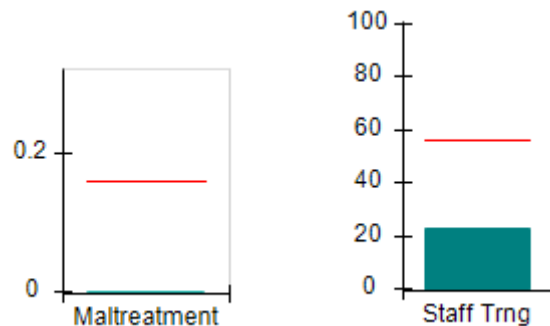
Overall Score (%)



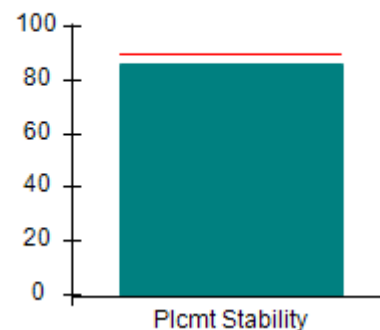
OPM Monitoring Reviews (%)



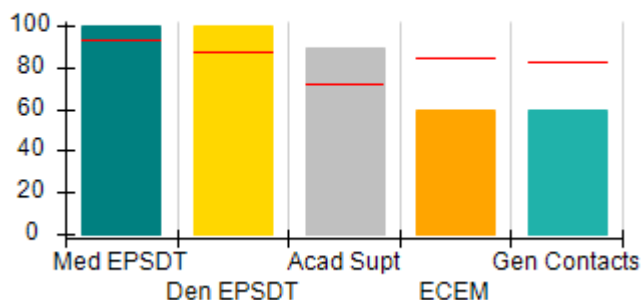
Safety Outcomes (%)



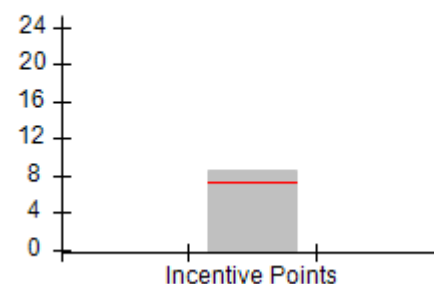
Permanency Outcomes (%)



Well-Being Outcomes (%)



Incentives Earned (Points)





DHS, DFCS, Office of Provider Management
Performance-Based Placement Measures
RBWO Provider GA+SCORECARD - CCI
Report Quarter: Q1 FY2018



Provider/Program Name: House of Dawn - Second Chance Home (918) - CCI				
298 South Main Street , Jonesboro, GA 30236 Phone: 770 477-2385 Vendor ID# 35422		Quarterly Scores (Grades)		Current Quarter Score (Grade)
		Q1: 88.73 (B+)	Q2: N/A	88.73% (B+)
		Q3: N/A	Q4: N/A	
Program Census Information:		# Children in Care During Quarter: 7	# Placements During Quarter: 7	# Children in Care On Last Day: 4
	Avg Performance All CCIs (%)	Provider Performance (%)*	Possible Points (Weight)	Provider Points Earned
OPM Monitoring Reviews				
Annual Comprehensive Reviews	88%	89%	25	22.15
Safety Reviews	95%	92%	15	13.73
Monitoring Sub-Total			40	35.88
CCI Safety Outcomes				
Incidence of Maltreatment	0.16%	No Substantiated Reports	10	10.00
Staff Training	56%	23%	10	2.30
Safety Sub-Total			20	12.30
CCI Permanency Outcomes				
Placement Stability	90%	86%	15	12.90
Permanency Sub-Total			15	12.90
CCI Well-Being Outcomes				
EPSDT Medical Visits	93%	100%	4	4.00
EPSDT Dental Visits	87%	100%	4	4.00
Academic Supports	72%	89%	3	2.67
Provider ECEM Visits	84%	60%	7	4.20
Provider General Contacts	82%	60%	7	4.20
Placements with Siblings	41%	Not Eligible	Not Scored	Not Scored
Placements within Legal County	17%	0%	Not Scored	Not Scored
Well-Being Sub-Total			25	19.07
*Performance calculation descriptions can be found in the FY 2018 RBWO PBP Measurements and Standards Guide.				

Monitoring & Outcomes: Possible Points = 100	Points Earned = 80.15
Score Before Incentives Credit	80.15%
Incentives Awarded	8.58 pts
PBP Verification	N/A pts
Total Score	88.73%



DHS, DFCS, Office of Provider Management
Performance-Based Placement Measures
RBWO Provider GA+SCORECARD - CCI
Report Quarter: Q1 FY2018



Provider/Program Name: House of Dawn - Second Chance Home (918) - CCI

Program Census Information:		# Children in Care During Quarter: 7	# Placements During Quarter: 7	# Children in Care On Last Day: 4
CCI Incentive Credits	Avg Performance All CCIs (Points)	Provider Performance (%)*	Possible Points (Weight)	Provider Points Earned
Early EPSDT Medical Visits		100%	2	2.00
Early EPSDT Dental Visits		100%	2	2.00
Permanency Contacts		None Planned	5	
Additional Academic Supports		29%	2	0.58
Active Agency Accreditation		0%	4	0.00
Staff Clinical Licensure		0%	5	0.00
Behavior Management (threshold = 0)		100%	4	4.00
Incentives Total	7.35		24	8.58
Maximum total combined incentive credit allowed is 10 points.			Incentives Awarded	8.58

*Performance calculation descriptions can be found in the FY 2018 RBWO PBP Measurements and Standards Guide.

Child Protective Services Investigations and Dispositions

The following investigations data, which is not used for scoring but is considered significant to a provider's performance, is from Georgia SHINES and is not considered final or complete until the end of the fiscal year.

Total Reports:	0	
Number Screened In:	0	
Number Screened Out:	0	
Number Substantiated:	0	
Number Unsubstantiated:	0	
Number Active CPS Investigations:	0	



DHS, DFCS, Office of Provider Management
Performance-Based Placement Measures
RBWO Provider GA+SCORECARD - CCI
Report Quarter: Q1 FY2018



Provider/Program Name: House of Inspiration - (706) - CCI

8958 Saddlewood Dr., Jonesboro, GA 30238

Phone: 678-479-7040

Vendor ID# 35423

Quarterly Scores (Grades)

Q1: 92.15 (A-)

Q2: N/A

Q3: N/A

Q4: N/A

Current Quarter Score (Grade)

92.15%

(A-)

Program Census Information:

Children in Care During
Quarter: 0

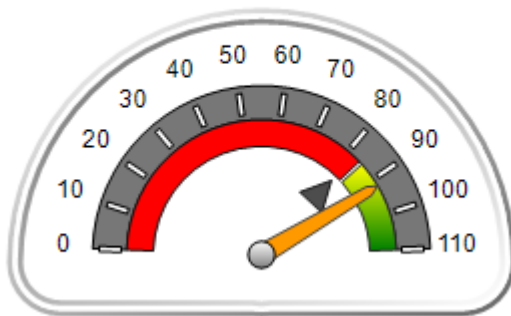
Placements During
Quarter: 0

Children in Care On Last
Day: 0

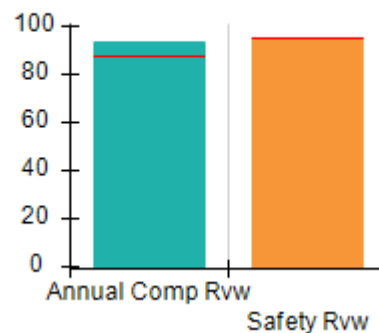
Quarterly Provider Comparisons to All CCIs

▼ — indicates average for all CCIs

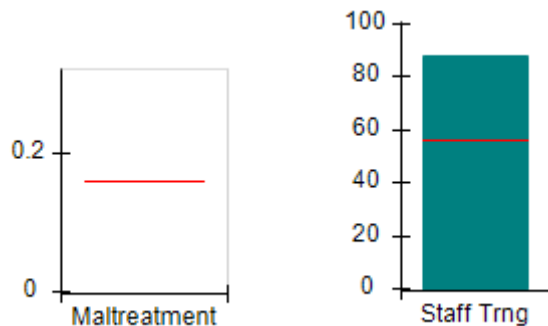
Overall Score (%)



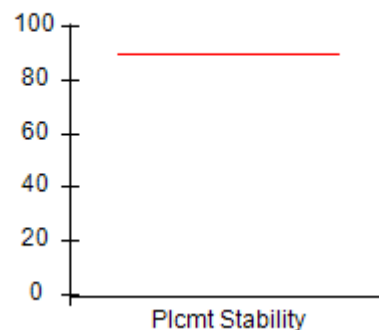
OPM Monitoring Reviews (%)



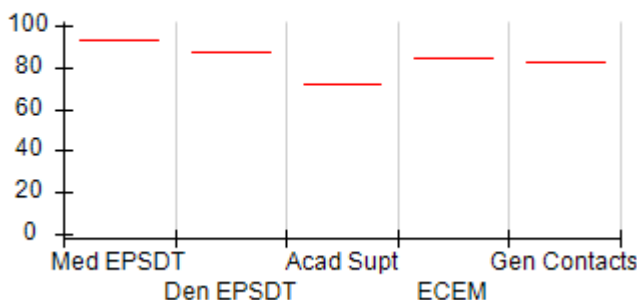
Safety Outcomes (%)




Permanency Outcomes (%)



Well-Being Outcomes (%)



Incentives Earned (Points)





DHS, DFCS, Office of Provider Management
Performance-Based Placement Measures
RBWO Provider GA+SCORECARD - CCI
 Report Quarter: Q1 FY2018



Provider/Program Name: House of Inspiration - (706) - CCI				
8958 Saddlewood Dr., Jonesboro, GA 30238 Phone: 678-479-7040 Vendor ID# 35423		Quarterly Scores (Grades)		Current Quarter Score (Grade)
		Q1: 92.15 (A-)	Q2: N/A	92.15% (A-)
		Q3: N/A	Q4: N/A	
Program Census Information:		# Children in Care During Quarter: 0	# Placements During Quarter: 0	# Children in Care On Last Day: 0
	Avg Performance All CCIs (%)	Provider Performance (%)*	Possible Points (Weight)	Provider Points Earned
OPM Monitoring Reviews				
Annual Comprehensive Reviews	88%	94%	25	23.47
Safety Reviews	95%	95%	15	14.22
Monitoring Sub-Total			40	37.69
CCI Safety Outcomes				
Incidence of Maltreatment	0.16%	Not Eligible		
Staff Training	56%	88%	20	17.60
Safety Sub-Total			20	17.60
CCI Permanency Outcomes				
Placement Stability	90%	Not Eligible		
Permanency Sub-Total			N/A	
CCI Well-Being Outcomes				
EPSDT Medical Visits	93%	Not Eligible		
EPSDT Dental Visits	87%	Not Eligible		
Academic Supports	72%	Not Eligible		
Provider ECEM Visits	84%	Not Eligible		
Provider General Contacts	82%	Not Eligible		
Placements with Siblings	41%	Not Eligible	Not Scored	Not Scored
Placements within Legal County	17%	Not Eligible	Not Scored	Not Scored
Well-Being Sub-Total			N/A	
*Performance calculation descriptions can be found in the FY 2018 RBWO PBP Measurements and Standards Guide.				

Monitoring & Outcomes: Possible Points = 60		Points Earned = 55.29	
Score Before Incentives Credit			92.15%
Incentives Awarded			0.00 pts
PBP Verification			N/A pts
Total Score			92.15%

Provider/Program Name: House of Inspiration - (706) - CCI



DHS, DFCS, Office of Provider Management
Performance-Based Placement Measures
RBWO Provider GA+SCORECARD - CCI



Report Quarter: Q1 FY2018

Program Census Information:		# Children in Care During Quarter: 0	# Placements During Quarter: 0	# Children in Care On Last Day: 0
CCI Incentive Credits	Avg Performance All CCIs (Points)	Provider Performance (%)*	Possible Points (Weight)	Provider Points Earned
Early EPSDT Medical Visits		Not Eligible	2	
Early EPSDT Dental Visits		Not Eligible	2	
Permanency Contacts		None Planned	5	
Additional Academic Supports		Not Eligible	2	
Active Agency Accreditation		0%	4	0.00
Staff Clinical Licensure		0%	5	0.00
Behavior Management (threshold = 0)		0%	4	
Incentives Total	7.35		24	0.00
Maximum total combined incentive credit allowed is 10 points.			Incentives Awarded	0.00
*Performance calculation descriptions can be found in the FY 2018 RBWO PBP Measurements and Standards Guide.				

Child Protective Services Investigations and Dispositions

The following investigations data, which is not used for scoring but is considered significant to a provider's performance, is from Georgia SHINES and is not considered final or complete until the end of the fiscal year.

Total Reports:	0
Number Screened In:	0
Number Screened Out:	0
Number Substantiated:	0
Number Unsubstantiated:	0
Number Active CPS Investigations:	0



DHS, DFCS, Office of Provider Management
Performance-Based Placement Measures
RBWO Provider GA+SCORECARD - CCI
Report Quarter: Q1 FY2018



Provider/Program Name: Innovative Housing Residential Service Inc. - (5278) - CCI

7462 Holly Ct., Riverdale, GA 30274

Phone: 770-364-6196

Vendor ID# 153023

Quarterly Scores (Grades)

Current Quarter Score
(Grade)

Q1: N/A

Q2: N/A

N/A%

Q3: N/A

Q4: N/A

Program Census Information:

Children in Care During
Quarter: 0

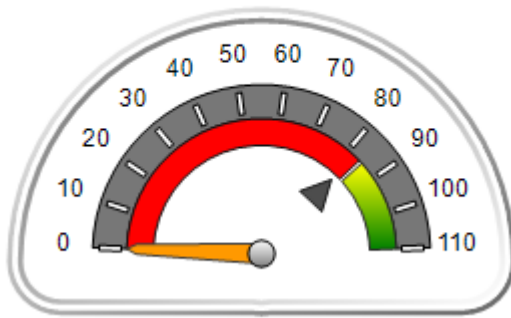
Placements During
Quarter: 0

Children in Care On Last
Day: 0

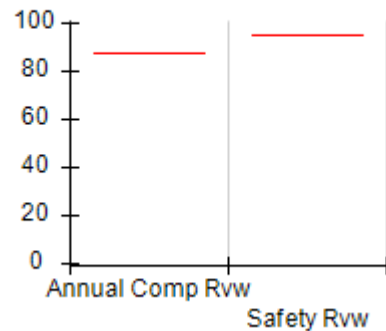
Quarterly Provider Comparisons to All CCIs

— indicates average for all CCIs

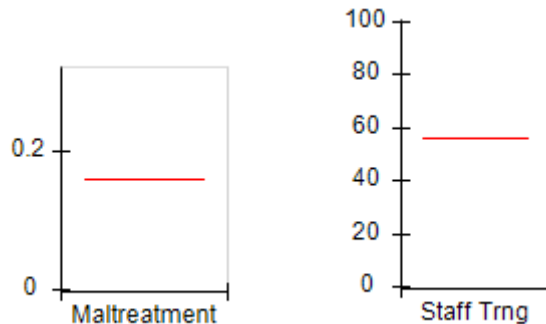
Overall Score (%)



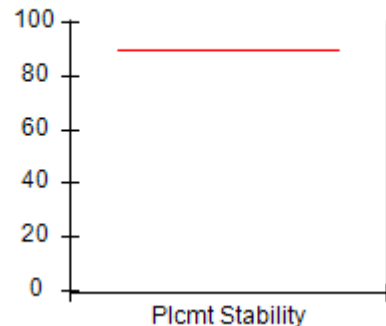
OPM Monitoring Reviews (%)



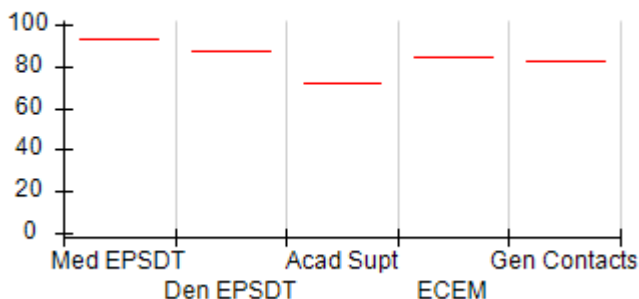
Safety Outcomes (%)




Permanency Outcomes (%)



Well-Being Outcomes (%)



Incentives Earned (Points)





DHS, DFCS, Office of Provider Management
Performance-Based Placement Measures
RBWO Provider GA+SCORECARD - CCI
Report Quarter: Q1 FY2018



Provider/Program Name: Innovative Housing Residential Service Inc. - (5278) - CCI				
7462 Holly Ct., Riverdale, GA 30274		Quarterly Scores (Grades)		Current Quarter Score (Grade)
Phone: 770-364-6196		Q1: N/A	Q2: N/A	N/A%
Vendor ID# 153023		Q3: N/A	Q4: N/A	
Program Census Information:		# Children in Care During Quarter: 0	# Placements During Quarter: 0	# Children in Care On Last Day: 0
	Avg Performance All CCIs (%)	Provider Performance (%)*	Possible Points (Weight)	Provider Points Earned
OPM Monitoring Reviews				
Annual Comprehensive Reviews	88%	Not Yet Conducted		
Safety Reviews	95%	Not Yet Conducted		
Monitoring Sub-Total				0.00
CCI Safety Outcomes				
Incidence of Maltreatment	0.16%	Not Eligible		
Staff Training	56%	Not Eligible		
Safety Sub-Total			N/A	
CCI Permanency Outcomes				
Placement Stability	90%	Not Eligible		
Permanency Sub-Total			N/A	
CCI Well-Being Outcomes				
EPSDT Medical Visits	93%	Not Eligible		
EPSDT Dental Visits	87%	Not Eligible		
Academic Supports	72%	Not Eligible		
Provider ECEM Visits	84%	Not Eligible		
Provider General Contacts	82%	Not Eligible		
Placements with Siblings	41%	Not Eligible	Not Scored	Not Scored
Placements within Legal County	17%	Not Eligible	Not Scored	Not Scored
Well-Being Sub-Total			N/A	
*Performance calculation descriptions can be found in the FY 2018 RBWO PBP Measurements and Standards Guide.				

Monitoring & Outcomes: Possible Points = 0	Points Earned = N/A
Score Before Incentives Credit	N/A
Incentives Awarded	0.00 pts
PBP Verification	N/A pts
Total Score	N/A%

Provider/Program Name: Innovative Housing Residential Service Inc. - (5278) - CCI



DHS, DFCS, Office of Provider Management
Performance-Based Placement Measures
RBWO Provider GA+SCORECARD - CCI



Report Quarter: Q1 FY2018

Program Census Information:		# Children in Care During Quarter: 0	# Placements During Quarter: 0	# Children in Care On Last Day: 0
CCI Incentive Credits	Avg Performance All CCIs (Points)	Provider Performance (%)*	Possible Points (Weight)	Provider Points Earned
Early EPSDT Medical Visits		Not Eligible	2	
Early EPSDT Dental Visits		Not Eligible	2	
Permanency Contacts		None Planned	5	
Additional Academic Supports		Not Eligible	2	
Active Agency Accreditation		0%	4	0.00
Staff Clinical Licensure		0%	5	0.00
Behavior Management (threshold = 0)		0%	4	
Incentives Total	7.35		24	0.00
Maximum total combined incentive credit allowed is 10 points.			Incentives Awarded	0.00
*Performance calculation descriptions can be found in the FY 2018 RBWO PBP Measurements and Standards Guide.				

Child Protective Services Investigations and Dispositions

The following investigations data, which is not used for scoring but is considered significant to a provider's performance, is from Georgia SHINES and is not considered final or complete until the end of the fiscal year.

Total Reports:	0
Number Screened In:	0
Number Screened Out:	0
Number Substantiated:	0
Number Unsubstantiated:	0
Number Active CPS Investigations:	0



DHS, DFCS, Office of Provider Management
Performance-Based Placement Measures
RBWO Provider GA+SCORECARD - CCI
Report Quarter: Q1 FY2018



Provider/Program Name: Innovative Living for Life, LLC - (5320) - CCI

5020 Hickory Dr., Winterville, GA 30608

Phone: 706-255-0897

Vendor ID# 152720

Quarterly Scores (Grades)

Q1: 00.00 (F)

Q2: N/A

Q3: N/A

Q4: N/A

Current Quarter Score
(Grade)

00.00%

(F)

Program Census Information:

Children in Care During
Quarter: 0

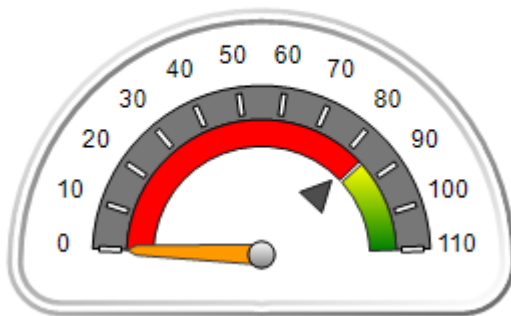
Placements During
Quarter: 0

Children in Care On Last
Day: 4

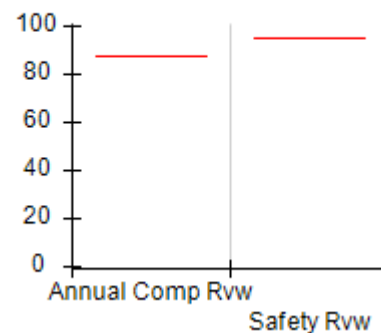
Quarterly Provider Comparisons to All CCIs

▼ indicates average for all CCIs

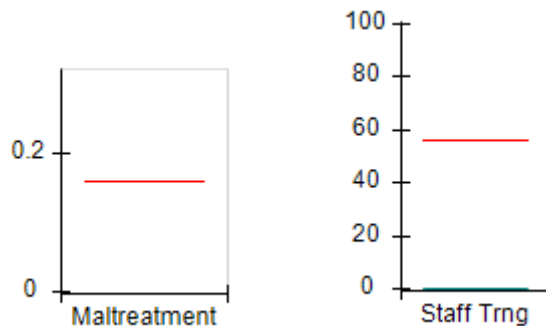
Overall Score (%)



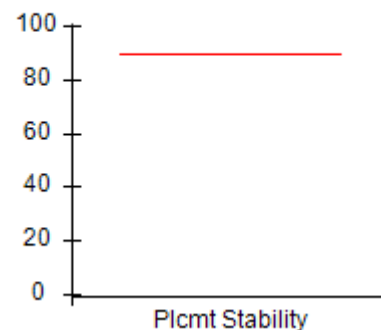
OPM Monitoring Reviews (%)



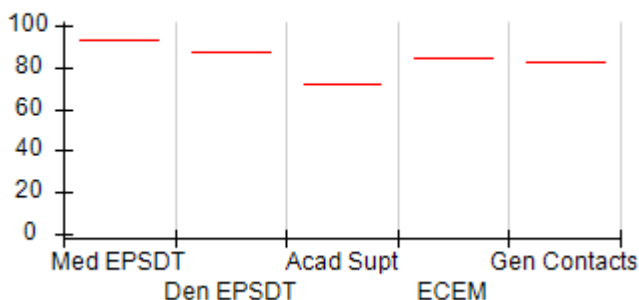
Safety Outcomes (%)




Permanency Outcomes (%)



Well-Being Outcomes (%)



Incentives Earned (Points)





DHS, DFCS, Office of Provider Management
Performance-Based Placement Measures
RBWO Provider GA+SCORECARD - CCI
 Report Quarter: Q1 FY2018



Provider/Program Name: Innovative Living for Life, LLC - (5320) - CCI

5020 Hickory Dr., Winterville, GA 30608 Phone: 706-255-0897 Vendor ID# 152720	Quarterly Scores (Grades)		Current Quarter Score (Grade)
	Q1: 00.00 (F)	Q2: N/A	00.00% (F)
	Q3: N/A	Q4: N/A	

Program Census Information:	# Children in Care During Quarter: 0	# Placements During Quarter: 0	# Children in Care On Last Day: 4
-----------------------------	--------------------------------------	--------------------------------	-----------------------------------

	Avg Performance All CCIs (%)	Provider Performance (%)*	Possible Points (Weight)	Provider Points Earned
--	-------------------------------------	----------------------------------	---------------------------------	-------------------------------

OPM Monitoring Reviews

Annual Comprehensive Reviews	88%	Not Yet Conducted		
Safety Reviews	95%	Not Yet Conducted		
Monitoring Sub-Total				0.00

CCI Safety Outcomes

Incidence of Maltreatment	0.16%	Not Eligible		
Staff Training	56%	0%	20	0.00
Safety Sub-Total			20	0.00

CCI Permanency Outcomes

Placement Stability	90%	Not Eligible		
Permanency Sub-Total			N/A	

CCI Well-Being Outcomes

EPSDT Medical Visits	93%	Not Eligible		
EPSDT Dental Visits	87%	Not Eligible		
Academic Supports	72%	Not Eligible		
Provider ECEM Visits	84%	Not Eligible		
Provider General Contacts	82%	Not Eligible		
Placements with Siblings	41%	Not Eligible	Not Scored	Not Scored
Placements within Legal County	17%	Not Eligible	Not Scored	Not Scored
Well-Being Sub-Total			N/A	

*Performance calculation descriptions can be found in the FY 2018 RBWO PBP Measurements and Standards Guide.

Monitoring & Outcomes: Possible Points = 20	Points Earned = 00.00
Score Before Incentives Credit	00.00%
Incentives Awarded	0.00 pts
PBP Verification	N/A pts
Total Score	00.00%

Provider/Program Name: Innovative Living for Life, LLC - (5320) - CCI



DHS, DFCS, Office of Provider Management
Performance-Based Placement Measures
RBWO Provider GA+SCORECARD - CCI



Report Quarter: Q1 FY2018

Program Census Information:		# Children in Care During Quarter: 0	# Placements During Quarter: 0	# Children in Care On Last Day: 4
CCI Incentive Credits	Avg Performance All CCIs (Points)	Provider Performance (%)*	Possible Points (Weight)	Provider Points Earned
Early EPSDT Medical Visits		Not Eligible	2	
Early EPSDT Dental Visits		Not Eligible	2	
Permanency Contacts		None Planned	5	
Additional Academic Supports		Not Eligible	2	
Active Agency Accreditation		0%	4	0.00
Staff Clinical Licensure		0%	5	0.00
Behavior Management (threshold = 0)		0%	4	
Incentives Total	7.35		24	0.00
Maximum total combined incentive credit allowed is 10 points.			Incentives Awarded	0.00
*Performance calculation descriptions can be found in the FY 2018 RBWO PBP Measurements and Standards Guide.				

Child Protective Services Investigations and Dispositions

The following investigations data, which is not used for scoring but is considered significant to a provider's performance, is from Georgia SHINES and is not considered final or complete until the end of the fiscal year.

Total Reports:	0
Number Screened In:	0
Number Screened Out:	0
Number Substantiated:	0
Number Unsubstantiated:	0
Number Active CPS Investigations:	0



DHS, DFCS, Office of Provider Management
Performance-Based Placement Measures
RBWO Provider GA+SCORECARD - CCI
Report Quarter: Q1 FY2018



Provider/Program Name: Jesse's House - (614) - CCI

129 Samaritan Dr., Cumming, GA 30040

Phone: 678-947-6217

Vendor ID# 35432

Quarterly Scores (Grades)

Q1: 102.05 (A+)

Q2: N/A

Q3: N/A

Q4: N/A

Current Quarter Score (Grade)

102.05%

(A+)

Program Census Information:

Children in Care During Quarter: 14

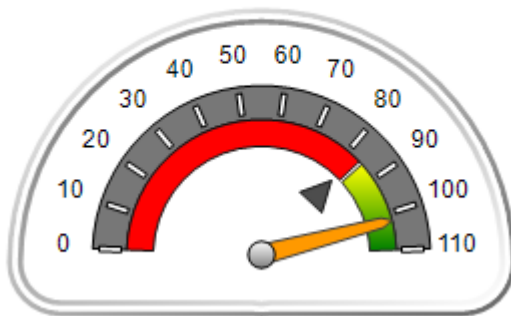
Placements During Quarter: 14

Children in Care On Last Day: 6

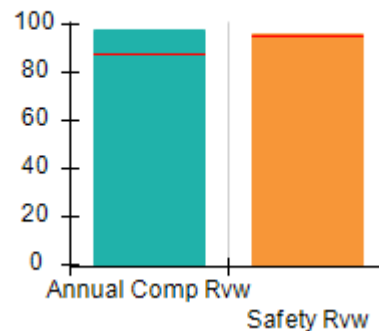
Quarterly Provider Comparisons to All CCIs

▼ — indicates average for all CCIs

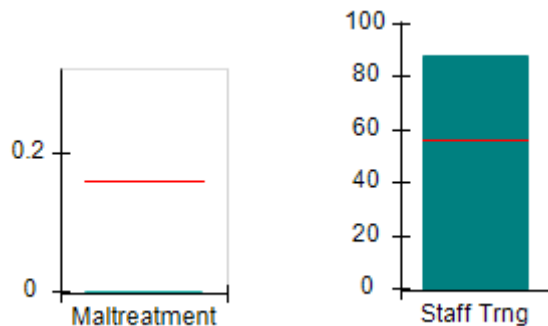
Overall Score (%)



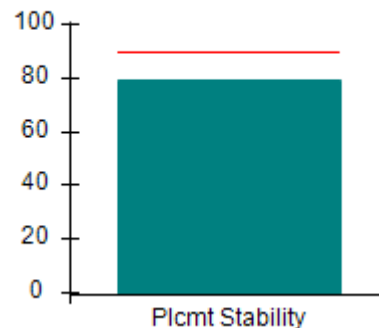
OPM Monitoring Reviews (%)



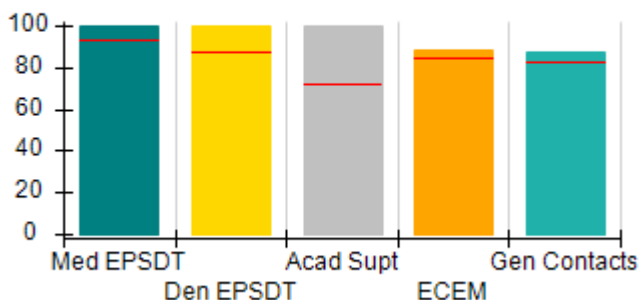
Safety Outcomes (%)



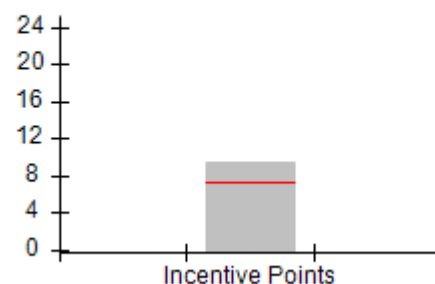
Permanency Outcomes (%)



Well-Being Outcomes (%)



Incentives Earned (Points)





DHS, DFCS, Office of Provider Management
Performance-Based Placement Measures
RBWO Provider GA+SCORECARD - CCI
 Report Quarter: Q1 FY2018



Provider/Program Name: Jesse's House - (614) - CCI				
129 Samaritan Dr., Cumming, GA 30040 Phone: 678-947-6217 Vendor ID# 35432		Quarterly Scores (Grades)		Current Quarter Score (Grade)
		Q1: 102.05 (A+)	Q2: N/A	102.05% (A+)
		Q3: N/A	Q4: N/A	
Program Census Information:		# Children in Care During Quarter: 14	# Placements During Quarter: 14	# Children in Care On Last Day: 6
	Avg Performance All CCIs (%)	Provider Performance (%)*	Possible Points (Weight)	Provider Points Earned
OPM Monitoring Reviews				
Annual Comprehensive Reviews	88%	98%	25	24.42
Safety Reviews	95%	96%	15	14.36
Monitoring Sub-Total			40	38.77
CCI Safety Outcomes				
Incidence of Maltreatment	0.16%	No Substantiated Reports	10	10.00
Staff Training	56%	88%	10	8.80
Safety Sub-Total			20	18.80
CCI Permanency Outcomes				
Placement Stability	90%	79%	15	11.85
Permanency Sub-Total			15	11.85
CCI Well-Being Outcomes				
EPSDT Medical Visits	93%	100%	4	4.00
EPSDT Dental Visits	87%	100%	4	4.00
Academic Supports	72%	100%	3	3.00
Provider ECEM Visits	84%	88%	7	6.16
Provider General Contacts	82%	87%	7	6.09
Placements with Siblings	41%	0%	Not Scored	Not Scored
Placements within Legal County	17%	14%	Not Scored	Not Scored
Well-Being Sub-Total			25	23.25
*Performance calculation descriptions can be found in the FY 2018 RBWO PBP Measurements and Standards Guide.				

Monitoring & Outcomes: Possible Points = 100	Points Earned = 92.67
Score Before Incentives Credit	92.67%
Incentives Awarded	9.38 pts
PBP Verification	N/A pts
Total Score	102.05%



DHS, DFCS, Office of Provider Management
Performance-Based Placement Measures
RBWO Provider GA+SCORECARD - CCI
Report Quarter: Q1 FY2018



Provider/Program Name: Jesse's House - (614) - CCI

Program Census Information:		# Children in Care During Quarter: 14	# Placements During Quarter: 14	# Children in Care On Last Day: 6
CCI Incentive Credits	Avg Performance All CCIs (Points)	Provider Performance (%)*	Possible Points (Weight)	Provider Points Earned
Early EPSDT Medical Visits		100%	2	2.00
Early EPSDT Dental Visits		100%	2	2.00
Permanency Contacts		0%	5	0.00
Additional Academic Supports		69%	2	1.38
Active Agency Accreditation		0%	4	0.00
Staff Clinical Licensure		0%	5	0.00
Behavior Management (threshold = 0)		100%	4	4.00
Incentives Total	7.35		24	9.38
Maximum total combined incentive credit allowed is 10 points.			Incentives Awarded	9.38

*Performance calculation descriptions can be found in the FY 2018 RBWO PBP Measurements and Standards Guide.

Child Protective Services Investigations and Dispositions

The following investigations data, which is not used for scoring but is considered significant to a provider's performance, is from Georgia SHINES and is not considered final or complete until the end of the fiscal year.

Total Reports:	0	
Number Screened In:	0	
Number Screened Out:	0	
Number Substantiated:	0	
Number Unsubstantiated:	0	
Number Active CPS Investigations:	0	



DHS, DFCS, Office of Provider Management

Performance-Based Placement Measures

RBWO Provider GA+SCORECARD - CCI



Report Quarter: Q1 FY2018

Provider/Program Name: Kenneth B. Walker Residential Home - KBW 1: Amos (5223) - CCI

2305 Amos Street, Columbus, GA 31907

Phone: 706-940-0478

Vendor ID# 86536

Quarterly Scores (Grades)

Current Quarter Score (Grade)

Q1: 87.46 (B+)

Q2: N/A

87.46%

Q3: N/A

Q4: N/A

(B+)

Program Census Information:

Children in Care During Quarter: 6

Placements During Quarter: 6

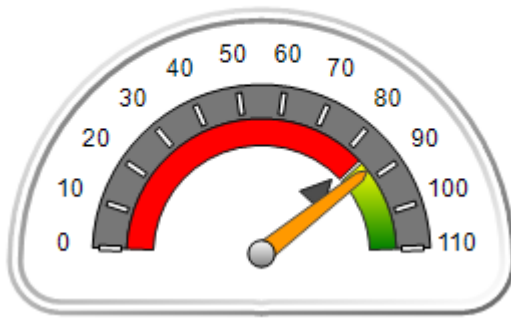
Children in Care On Last Day: 5

Quarterly Provider Comparisons to All CCIs

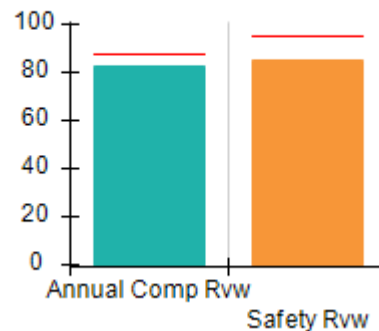


indicates average for all CCIs

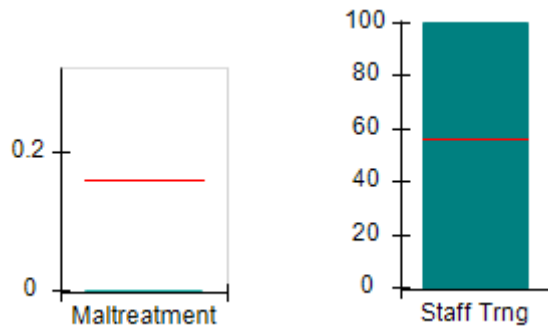
Overall Score (%)



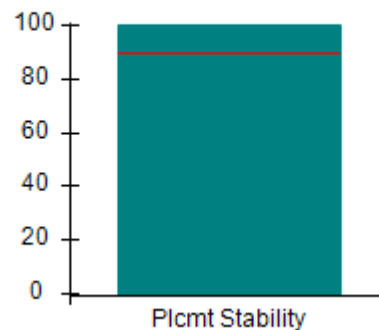
OPM Monitoring Reviews (%)



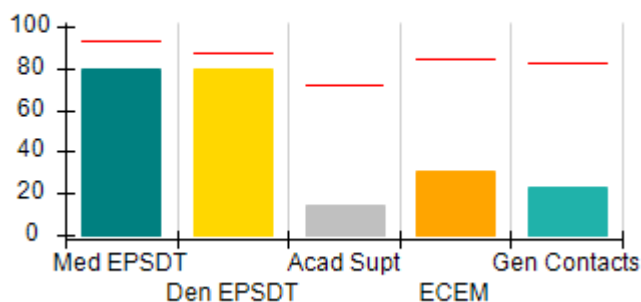
Safety Outcomes (%)



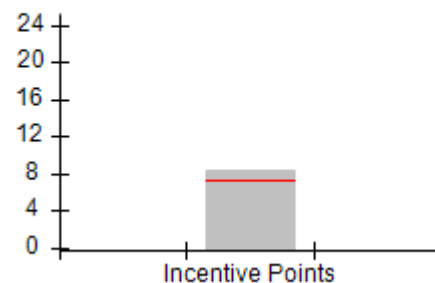
Permanency Outcomes (%)



Well-Being Outcomes (%)



Incentives Earned (Points)





DHS, DFCS, Office of Provider Management
Performance-Based Placement Measures
RBWO Provider GA+SCORECARD - CCI



Report Quarter: Q1 FY2018

Provider/Program Name: Kenneth B. Walker Residential Home - KBW 1: Amos (5223) - CCI				
2305 Amos Street, Columbus, GA 31907 Phone: 706-940-0478 Vendor ID# 86536		Quarterly Scores (Grades)		Current Quarter Score (Grade)
		Q1: 87.46 (B+)	Q2: N/A	87.46% (B+)
		Q3: N/A	Q4: N/A	
Program Census Information:		# Children in Care During Quarter: 6	# Placements During Quarter: 6	# Children in Care On Last Day: 5
	Avg Performance All CCIs (%)	Provider Performance (%)*	Possible Points (Weight)	Provider Points Earned
OPM Monitoring Reviews				
Annual Comprehensive Reviews	88%	83%	25	20.74
Safety Reviews	95%	85%	15	12.75
Monitoring Sub-Total			40	33.49
CCI Safety Outcomes				
Incidence of Maltreatment	0.16%	No Substantiated Reports	10	10.00
Staff Training	56%	100%	10	10.00
Safety Sub-Total			20	20.00
CCI Permanency Outcomes				
Placement Stability	90%	100%	15	15.00
Permanency Sub-Total			15	15.00
CCI Well-Being Outcomes				
EPSDT Medical Visits	93%	80%	4	3.20
EPSDT Dental Visits	87%	80%	4	3.20
Academic Supports	72%	15%	3	0.45
Provider ECEM Visits	84%	31%	7	2.17
Provider General Contacts	82%	23%	7	1.61
Placements with Siblings	41%	100%	Not Scored	Not Scored
Placements within Legal County	17%	0%	Not Scored	Not Scored
Well-Being Sub-Total			25	10.63
*Performance calculation descriptions can be found in the FY 2018 RBWO PBP Measurements and Standards Guide.				

Monitoring & Outcomes: Possible Points = 100		Points Earned = 79.12	
Score Before Incentives Credit			79.12%
Incentives Awarded			8.34 pts
PBP Verification			N/A pts
Total Score			87.46%



DHS, DFCS, Office of Provider Management
Performance-Based Placement Measures
RBWO Provider GA+SCORECARD - CCI



Report Quarter: Q1 FY2018

Provider/Program Name: Kenneth B. Walker Residential Home - KBW 1: Amos (5223) - CCI

Program Census Information:		# Children in Care During Quarter: 6	# Placements During Quarter: 6	# Children in Care On Last Day: 5
CCI Incentive Credits	Avg Performance All CCIs (Points)	Provider Performance (%)*	Possible Points (Weight)	Provider Points Earned
Early EPSDT Medical Visits		50%	2	1.00
Early EPSDT Dental Visits		67%	2	1.34
Permanency Contacts		0%	5	0.00
Additional Academic Supports		0%	2	0.00
Active Agency Accreditation		50%	4	2.00
Staff Clinical Licensure		0%	5	0.00
Behavior Management (threshold = 0)		100%	4	4.00
Incentives Total	7.35		24	8.34
Maximum total combined incentive credit allowed is 10 points.			Incentives Awarded	8.34

*Performance calculation descriptions can be found in the FY 2018 RBWO PBP Measurements and Standards Guide.

Child Protective Services Investigations and Dispositions

The following investigations data, which is not used for scoring but is considered significant to a provider's performance, is from Georgia SHINES and is not considered final or complete until the end of the fiscal year.

Total Reports:	0
Number Screened In:	0
Number Screened Out:	0
Number Substantiated:	0
Number Unsubstantiated:	0
Number Active CPS Investigations:	0



DHS, DFCS, Office of Provider Management
Performance-Based Placement Measures
RBWO Provider GA+SCORECARD - CCI



Report Quarter: Q1 FY2018

Provider/Program Name: Kenneth B. Walker Residential Home - KBW 2: 11th Avenue (5224) - CCI

3108 11th Avenue, Columbus, GA 31904

Phone: 706-940-0478

Vendor ID# 131998

Quarterly Scores (Grades)

Current Quarter Score (Grade)

Q1: 86.04 (B)

Q2: N/A

86.04%

Q3: N/A

Q4: N/A

(B)

Program Census Information:

Children in Care During
Quarter: 8

Placements During
Quarter: 8

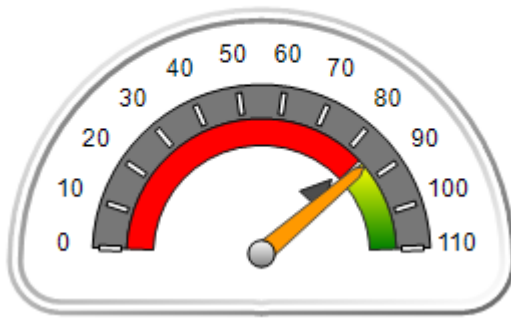
Children in Care On Last
Day: 7

Quarterly Provider Comparisons to All CCIs

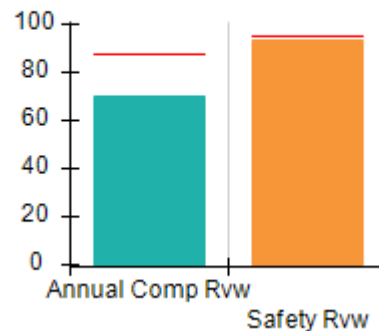


indicates average for all CCIs

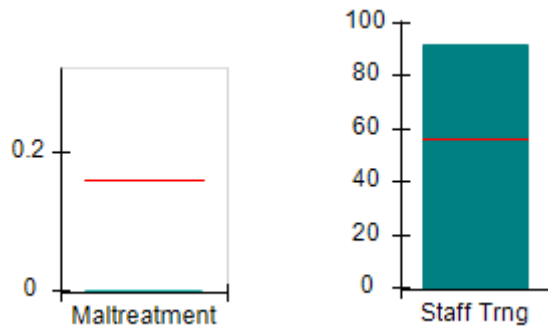
Overall Score (%)



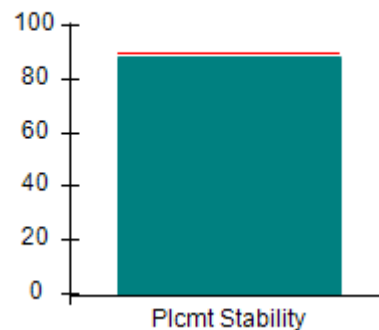
OPM Monitoring Reviews (%)



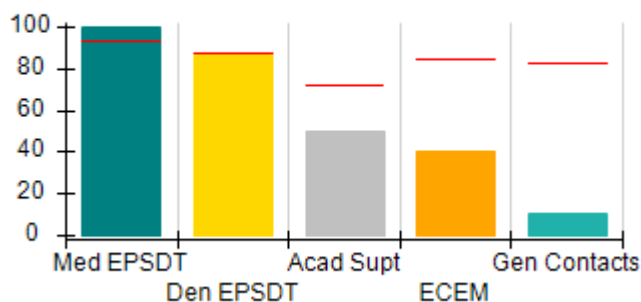
Safety Outcomes (%)



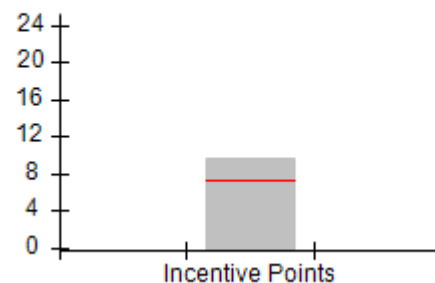
Permanency Outcomes (%)



Well-Being Outcomes (%)



Incentives Earned (Points)





Performance-Based Placement Measures

RBWO Provider GA+SCORECARD - CCI

Report Quarter: Q1 FY2018

Provider/Program Name: Kenneth B. Walker Residential Home - KBW 2: 11th Avenue (5224) - CCI				
3108 11th Avenue, Columbus, GA 31904		Quarterly Scores (Grades)		Current Quarter Score (Grade)
Phone: 706-940-0478		Q1: 86.04 (B)	Q2: N/A	86.04% (B)
Vendor ID# 131998		Q3: N/A	Q4: N/A	
Program Census Information:		# Children in Care During Quarter: 8	# Placements During Quarter: 8	# Children in Care On Last Day: 7
	Avg Performance All CCIs (%)	Provider Performance (%)*	Possible Points (Weight)	Provider Points Earned
OPM Monitoring Reviews				
Annual Comprehensive Reviews	88%	70%	25	17.42
Safety Reviews	95%	94%	15	14.06
Monitoring Sub-Total			40	31.48
CCI Safety Outcomes				
Incidence of Maltreatment	0.16%	No Substantiated Reports	10	10.00
Staff Training	56%	92%	10	9.20
Safety Sub-Total			20	19.20
CCI Permanency Outcomes				
Placement Stability	90%	88%	15	13.20
Permanency Sub-Total			15	13.20
CCI Well-Being Outcomes				
EPSDT Medical Visits	93%	100%	4	4.00
EPSDT Dental Visits	87%	86%	4	3.44
Academic Supports	72%	50%	3	1.50
Provider ECEM Visits	84%	40%	7	2.80
Provider General Contacts	82%	11%	7	0.77
Placements with Siblings	41%	0%	Not Scored	Not Scored
Placements within Legal County	17%	100%	Not Scored	Not Scored
Well-Being Sub-Total			25	12.51
*Performance calculation descriptions can be found in the FY 2018 RBWO PBP Measurements and Standards Guide.				

Monitoring & Outcomes: Possible Points = 100		Points Earned = 76.39	
Score Before Incentives Credit			76.39%
Incentives Awarded			9.65 pts
PBP Verification			N/A pts
Total Score			86.04%



DHS, DFCS, Office of Provider Management
Performance-Based Placement Measures
RBWO Provider GA+SCORECARD - CCI



Report Quarter: Q1 FY2018

Provider/Program Name: Kenneth B. Walker Residential Home - KBW 2: 11th Avenue (5224) - CCI

Program Census Information:		# Children in Care During Quarter: 8	# Placements During Quarter: 8	# Children in Care On Last Day: 7
CCI Incentive Credits	Avg Performance All CCIs (Points)	Provider Performance (%)*	Possible Points (Weight)	Provider Points Earned
Early EPSDT Medical Visits		100%	2	2.00
Early EPSDT Dental Visits		40%	2	0.80
Permanency Contacts		17%	5	0.85
Additional Academic Supports		0%	2	0.00
Active Agency Accreditation		50%	4	2.00
Staff Clinical Licensure		0%	5	0.00
Behavior Management (threshold = 0)		100%	4	4.00
Incentives Total	7.35		24	9.65
Maximum total combined incentive credit allowed is 10 points.			Incentives Awarded	9.65

*Performance calculation descriptions can be found in the FY 2018 RBWO PBP Measurements and Standards Guide.

Child Protective Services Investigations and Dispositions

The following investigations data, which is not used for scoring but is considered significant to a provider's performance, is from Georgia SHINES and is not considered final or complete until the end of the fiscal year.

Total Reports:	0
Number Screened In:	0
Number Screened Out:	0
Number Substantiated:	0
Number Unsubstantiated:	0
Number Active CPS Investigations:	0



DHS, DFCS, Office of Provider Management
Performance-Based Placement Measures
RBWO Provider GA+SCORECARD - CCI



Report Quarter: Q1 FY2018

Provider/Program Name: Kenneth B. Walker Residential Home - KBW 4: Bunche (5222) - CCI

5790 Bunche Street, Columbus, GA 31907

Phone: 706-940-0478

Vendor ID# 132000

Quarterly Scores (Grades)

Current Quarter Score (Grade)

Q1: 94.19 (A)

Q2: N/A

94.19%

Q3: N/A

Q4: N/A

(A)

Program Census Information:

Children in Care During Quarter: 6

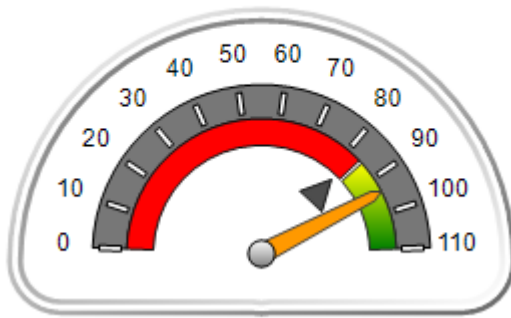
Placements During Quarter: 6

Children in Care On Last Day: 4

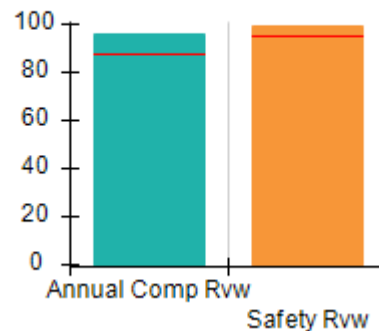
Quarterly Provider Comparisons to All CCIs

▼ — indicates average for all CCIs

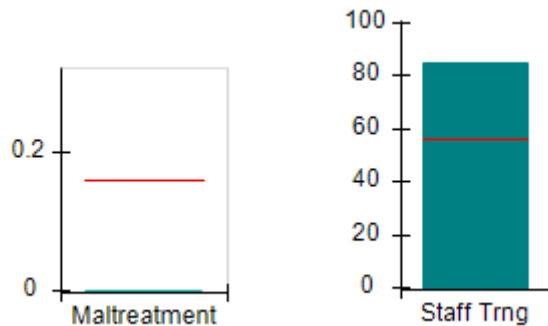
Overall Score (%)



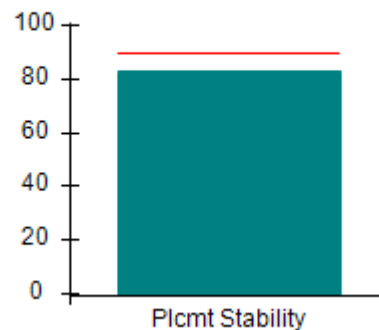
OPM Monitoring Reviews (%)



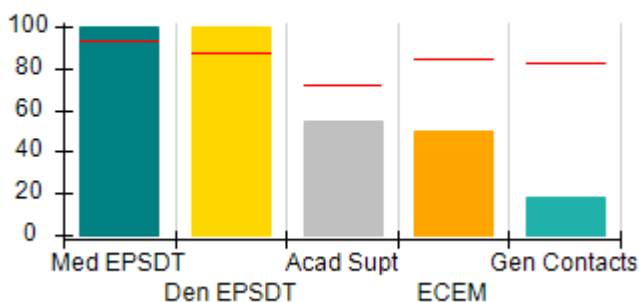
Safety Outcomes (%)



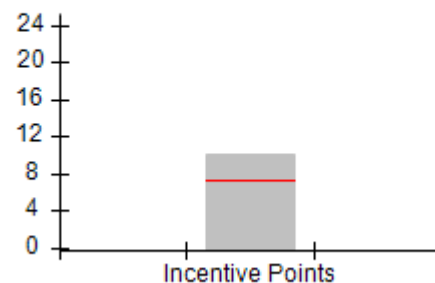
Permanency Outcomes (%)



Well-Being Outcomes (%)



Incentives Earned (Points)





DHS, DFCS, Office of Provider Management
Performance-Based Placement Measures
RBWO Provider GA+SCORECARD - CCI



Report Quarter: Q1 FY2018

Provider/Program Name: Kenneth B. Walker Residential Home - KBW 4: Bunche (5222) - CCI

5790 Bunche Street, Columbus, GA 31907 Phone: 706-940-0478 Vendor ID# 132000	Quarterly Scores (Grades)		Current Quarter Score (Grade)
	Q1: 94.19 (A)	Q2: N/A	94.19% (A)
	Q3: N/A	Q4: N/A	

Program Census Information:	# Children in Care During Quarter: 6	# Placements During Quarter: 6	# Children in Care On Last Day: 4
------------------------------------	---------------------------------------------	---------------------------------------	------------------------------------------

	Avg Performance All CCIs (%)	Provider Performance (%)*	Possible Points (Weight)	Provider Points Earned
--	-------------------------------------	----------------------------------	---------------------------------	-------------------------------

OPM Monitoring Reviews

Annual Comprehensive Reviews	88%	96%	25	23.91
Safety Reviews	95%	100%	15	14.93
Monitoring Sub-Total			40	38.83

CCI Safety Outcomes

Incidence of Maltreatment	0.16%	No Substantiated Reports	10	10.00
Staff Training	56%	85%	10	8.50
Safety Sub-Total			20	18.50

CCI Permanency Outcomes

Placement Stability	90%	83%	15	12.45
Permanency Sub-Total			15	12.45

CCI Well-Being Outcomes

EPSDT Medical Visits	93%	100%	4	4.00
EPSDT Dental Visits	87%	100%	4	4.00
Academic Supports	72%	55%	3	1.65
Provider ECEM Visits	84%	50%	7	3.50
Provider General Contacts	82%	18%	7	1.26
Placements with Siblings	41%	0%	Not Scored	Not Scored
Placements within Legal County	17%	0%	Not Scored	Not Scored
Well-Being Sub-Total			25	14.41

*Performance calculation descriptions can be found in the FY 2018 RBWO PBP Measurements and Standards Guide.

Monitoring & Outcomes: Possible Points = 100	Points Earned = 84.19
Score Before Incentives Credit	84.19%
Incentives Awarded	10.00 pts
PBP Verification	N/A pts
Total Score	94.19%



DHS, DFCS, Office of Provider Management
Performance-Based Placement Measures
RBWO Provider GA+SCORECARD - CCI



Report Quarter: Q1 FY2018

Provider/Program Name: Kenneth B. Walker Residential Home - KBW 4: Bunche (5222) - CCI

Program Census Information:		# Children in Care During Quarter: 6	# Placements During Quarter: 6	# Children in Care On Last Day: 4
CCI Incentive Credits	Avg Performance All CCIs (Points)	Provider Performance (%)*	Possible Points (Weight)	Provider Points Earned
Early EPSDT Medical Visits		100%	2	2.00
Early EPSDT Dental Visits		100%	2	2.00
Permanency Contacts		0%	5	0.00
Additional Academic Supports		0%	2	0.00
Active Agency Accreditation		50%	4	2.00
Staff Clinical Licensure		0%	5	0.00
Behavior Management (threshold = 0)		100%	4	4.00
Incentives Total	7.35		24	10.00
Maximum total combined incentive credit allowed is 10 points.			Incentives Awarded	10.00

*Performance calculation descriptions can be found in the FY 2018 RBWO PBP Measurements and Standards Guide.

Child Protective Services Investigations and Dispositions

The following investigations data, which is not used for scoring but is considered significant to a provider's performance, is from Georgia SHINES and is not considered final or complete until the end of the fiscal year.

Total Reports:	1
Number Screened In:	0
Number Screened Out:	1
Number Substantiated:	0
Number Unsubstantiated:	0
Number Active CPS Investigations:	0



DHS, DFCS, Office of Provider Management
Performance-Based Placement Measures
RBWO Provider GA+SCORECARD - CCI
Report Quarter: Q1 FY2018



Provider/Program Name: Kidspeace - Bowdon Residential Campus (715) - CCI

101 Kidspeace Dr., Bowdon, GA 30108

Phone: 770-437-7219

Vendor ID# 35437

Quarterly Scores (Grades)

Q1: 92.95 (A-)

Q2: N/A

Q3: N/A

Q4: N/A

Current Quarter Score (Grade)

92.95%

(A-)

Program Census Information:

Children in Care During Quarter: 19

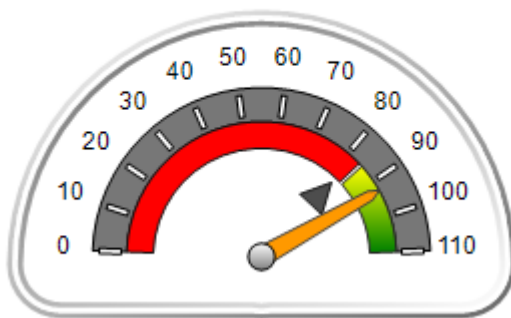
Placements During Quarter: 19

Children in Care On Last Day: 12

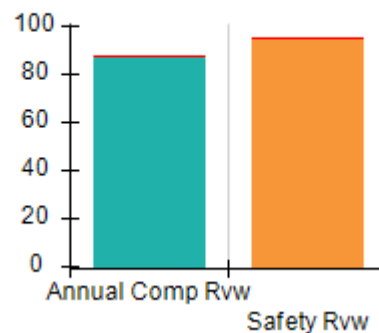
Quarterly Provider Comparisons to All CCIs

▼ — indicates average for all CCIs

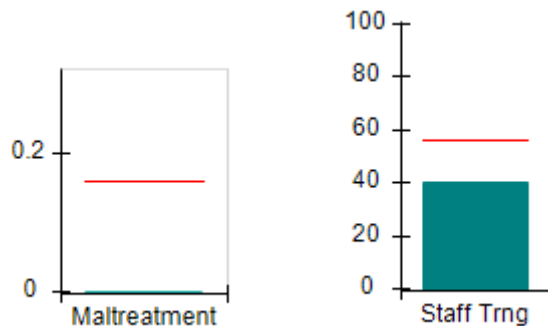
Overall Score (%)



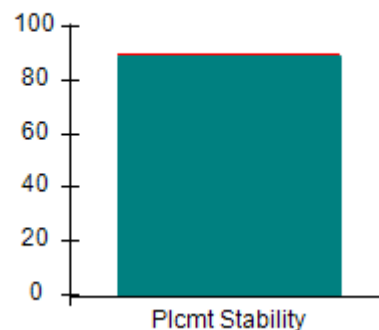
OPM Monitoring Reviews (%)



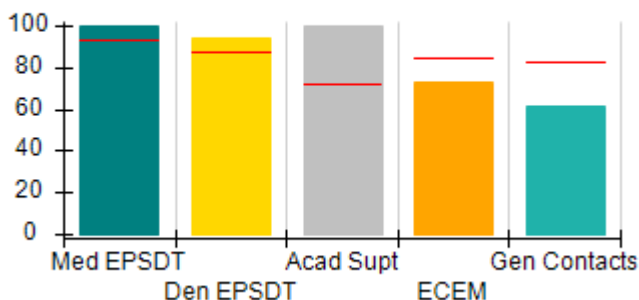
Safety Outcomes (%)



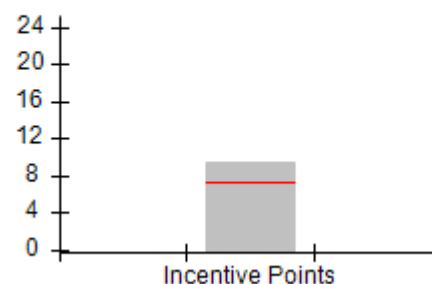
Permanency Outcomes (%)



Well-Being Outcomes (%)



Incentives Earned (Points)





Performance-Based Placement Measures

RBWO Provider GA+SCORECARD - CCI

Report Quarter: Q1 FY2018

Provider/Program Name: Kidspeace - Bowdon Residential Campus (715) - CCI				
101 Kidspeace Dr., Bowdon, GA 30108 Phone: 770-437-7219 Vendor ID# 35437		Quarterly Scores (Grades)		Current Quarter Score (Grade)
		Q1: 92.95 (A-)	Q2: N/A	92.95% (A-)
		Q3: N/A	Q4: N/A	
Program Census Information:		# Children in Care During Quarter: 19	# Placements During Quarter: 19	# Children in Care On Last Day: 12
	Avg Performance All CCIs (%)	Provider Performance (%)*	Possible Points (Weight)	Provider Points Earned
OPM Monitoring Reviews				
Annual Comprehensive Reviews	88%	87%	25	21.80
Safety Reviews	95%	95%	15	14.29
Monitoring Sub-Total			40	36.09
CCI Safety Outcomes				
Incidence of Maltreatment	0.16%	No Substantiated Reports	10	10.00
Staff Training	56%	40%	10	4.00
Safety Sub-Total			20	14.00
CCI Permanency Outcomes				
Placement Stability	90%	89%	15	13.35
Permanency Sub-Total			15	13.35
CCI Well-Being Outcomes				
EPSDT Medical Visits	93%	100%	4	4.00
EPSDT Dental Visits	87%	94%	4	3.76
Academic Supports	72%	100%	3	3.00
Provider ECEM Visits	84%	73%	7	5.11
Provider General Contacts	82%	61%	7	4.27
Placements with Siblings	41%	Not Eligible	Not Scored	Not Scored
Placements within Legal County	17%	0%	Not Scored	Not Scored
Well-Being Sub-Total			25	20.14
*Performance calculation descriptions can be found in the FY 2018 RBWO PBP Measurements and Standards Guide.				

Monitoring & Outcomes: Possible Points = 100		Points Earned = 83.58	
Score Before Incentives Credit			83.58%
Incentives Awarded			9.37 pts
PBP Verification			N/A pts
Total Score			92.95%



DHS, DFCS, Office of Provider Management
Performance-Based Placement Measures
RBWO Provider GA+SCORECARD - CCI
Report Quarter: Q1 FY2018



Provider/Program Name: Kidspeace - Bowdon Residential Campus (715) - CCI

Program Census Information:		# Children in Care During Quarter: 19	# Placements During Quarter: 19	# Children in Care On Last Day: 12
CCI Incentive Credits	Avg Performance All CCIs (Points)	Provider Performance (%)*	Possible Points (Weight)	Provider Points Earned
Early EPSDT Medical Visits		100%	2	2.00
Early EPSDT Dental Visits		83%	2	1.66
Permanency Contacts		31%	5	1.55
Additional Academic Supports		8%	2	0.16
Active Agency Accreditation		100%	4	4.00
Staff Clinical Licensure		0%	5	0.00
Behavior Management (threshold = 0)		0%	4	0.00
Incentives Total	7.35		24	9.37
Maximum total combined incentive credit allowed is 10 points.			Incentives Awarded	9.37

*Performance calculation descriptions can be found in the FY 2018 RBWO PBP Measurements and Standards Guide.

Child Protective Services Investigations and Dispositions

The following investigations data, which is not used for scoring but is considered significant to a provider's performance, is from Georgia SHINES and is not considered final or complete until the end of the fiscal year.

Total Reports:	3	
Number Screened In:	3	
Number Screened Out:	0	
Number Substantiated:	0	
Number Unsubstantiated:	4	
Number Active CPS Investigations:	-1	



DHS, DFCS, Office of Provider Management
Performance-Based Placement Measures
RBWO Provider GA+SCORECARD - CCI
Report Quarter: Q1 FY2018



Provider/Program Name: KWS Holdings - dba Macon Lives Better (5274) - CCI

117 Orange Street, Macon, GA 31201

Phone: 478-254-8770

Vendor ID# 146995

Quarterly Scores (Grades)

Q1: 57.70 (F)

Q2: N/A

Q3: N/A

Q4: N/A

Current Quarter Score
(Grade)

57.70%

(F)

Program Census Information:

Children in Care During
Quarter: 9

Placements During
Quarter: 9

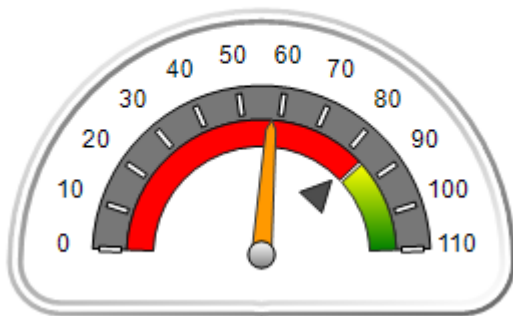
Children in Care On Last
Day: 6

Quarterly Provider Comparisons to All CCIs

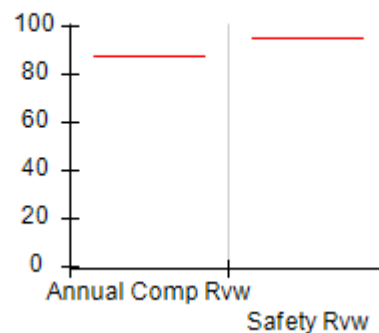


indicates average for all CCIs

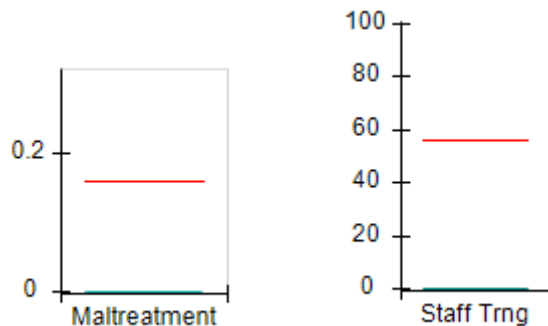
Overall Score (%)



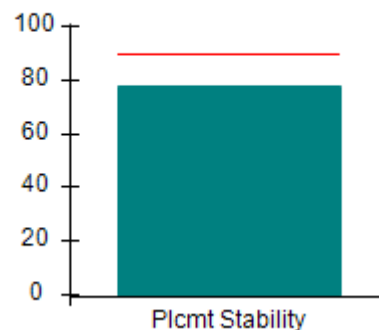
OPM Monitoring Reviews (%)



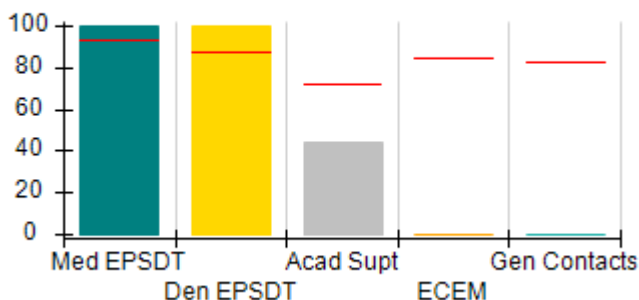
Safety Outcomes (%)



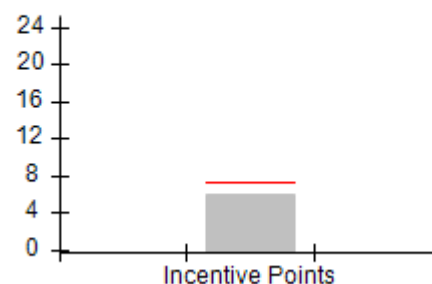
Permanency Outcomes (%)



Well-Being Outcomes (%)



Incentives Earned (Points)





DHS, DFCS, Office of Provider Management
Performance-Based Placement Measures
RBWO Provider GA+SCORECARD - CCI
Report Quarter: Q1 FY2018



Provider/Program Name: KWS Holdings - dba Macon Lives Better (5274) - CCI				
117 Orange Street, Macon, GA 31201 Phone: 478-254-8770 Vendor ID# 146995		Quarterly Scores (Grades)		Current Quarter Score (Grade)
		Q1: 57.70 (F)	Q2: N/A	57.70% (F)
		Q3: N/A	Q4: N/A	
Program Census Information:		# Children in Care During Quarter: 9	# Placements During Quarter: 9	# Children in Care On Last Day: 6
	Avg Performance All CCIs (%)	Provider Performance (%)*	Possible Points (Weight)	Provider Points Earned
OPM Monitoring Reviews				
Annual Comprehensive Reviews	88%	Not Yet Conducted		
Safety Reviews	95%	Not Yet Conducted		
Monitoring Sub-Total				0.00
CCI Safety Outcomes				
Incidence of Maltreatment	0.16%	No Substantiated Reports	10	10.00
Staff Training	56%	0%	10	0.00
Safety Sub-Total			20	10.00
CCI Permanency Outcomes				
Placement Stability	90%	78%	15	11.70
Permanency Sub-Total			15	11.70
CCI Well-Being Outcomes				
EPSDT Medical Visits	93%	100%	4	4.00
EPSDT Dental Visits	87%	100%	4	4.00
Academic Supports	72%	44%	3	1.32
Provider ECEM Visits	84%	0%	7	0.00
Provider General Contacts	82%	0%	7	0.00
Placements with Siblings	41%	Not Eligible	Not Scored	Not Scored
Placements within Legal County	17%	17%	Not Scored	Not Scored
Well-Being Sub-Total			25	9.32
*Performance calculation descriptions can be found in the FY 2018 RBWO PBP Measurements and Standards Guide.				

Monitoring & Outcomes: Possible Points = 60		Points Earned = 31.02	
Score Before Incentives Credit			51.70%
Incentives Awarded			6.00 pts
PBP Verification			N/A pts
Total Score			57.70%



DHS, DFCS, Office of Provider Management
Performance-Based Placement Measures
RBWO Provider GA+SCORECARD - CCI
Report Quarter: Q1 FY2018



Provider/Program Name: KWS Holdings - dba Macon Lives Better (5274) - CCI

Program Census Information:		# Children in Care During Quarter: 9	# Placements During Quarter: 9	# Children in Care On Last Day: 6
CCI Incentive Credits	Avg Performance All CCIs (Points)	Provider Performance (%)*	Possible Points (Weight)	Provider Points Earned
Early EPSDT Medical Visits		100%	2	2.00
Early EPSDT Dental Visits		Not Eligible	2	
Permanency Contacts		0%	5	0.00
Additional Academic Supports		0%	2	0.00
Active Agency Accreditation		0%	4	0.00
Staff Clinical Licensure		0%	5	0.00
Behavior Management (threshold = 0)		100%	4	4.00
Incentives Total	7.35		24	6.00
Maximum total combined incentive credit allowed is 10 points.			Incentives Awarded	6.00

*Performance calculation descriptions can be found in the FY 2018 RBWO PBP Measurements and Standards Guide.

Child Protective Services Investigations and Dispositions

The following investigations data, which is not used for scoring but is considered significant to a provider's performance, is from Georgia SHINES and is not considered final or complete until the end of the fiscal year.

Total Reports:	1	
Number Screened In:	0	
Number Screened Out:	1	
Number Substantiated:	0	
Number Unsubstantiated:	0	
Number Active CPS Investigations:	0	



DHS, DFCS, Office of Provider Management

Performance-Based Placement Measures

RBWO Provider GA+SCORECARD - CCI



Report Quarter: Q1 FY2018

Provider/Program Name: LDL & C Enterprise (formerly Beth-Ester Ministries) - dba Restoration House 1 (817) - CCI

53 Poplar St., Newnan, GA 30263

Phone: 678-423-4193

Vendor ID# 150313

Quarterly Scores (Grades)

Current Quarter Score (Grade)

Q1: 94.21 (A)

Q2: N/A

94.21%

Q3: N/A

Q4: N/A

(A)

Program Census Information:

Children in Care During Quarter: 10

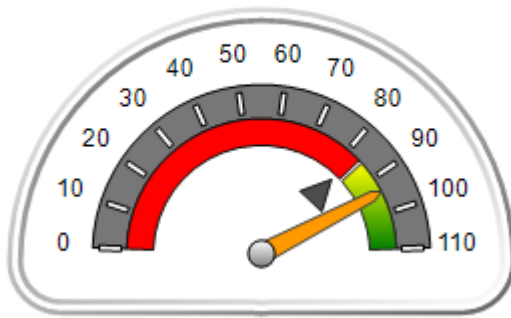
Placements During Quarter: 10

Children in Care On Last Day: 5

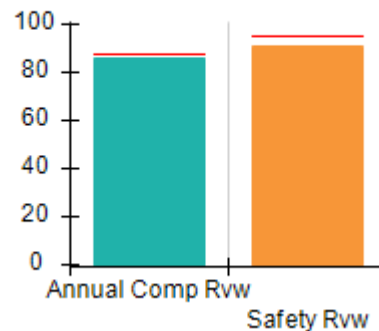
Quarterly Provider Comparisons to All CCIs

▼ indicates average for all CCIs

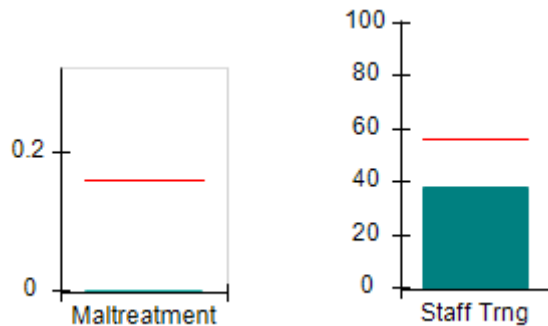
Overall Score (%)



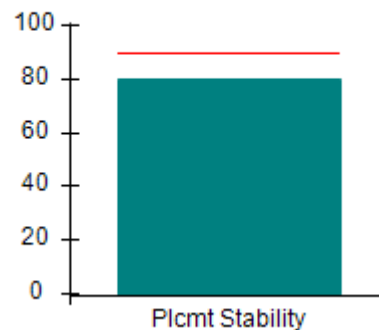
OPM Monitoring Reviews (%)



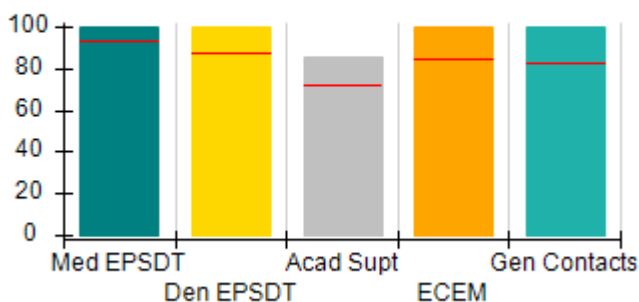
Safety Outcomes (%)



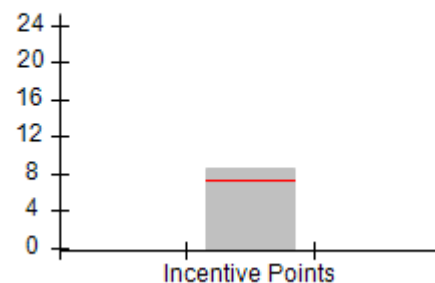
Permanency Outcomes (%)



Well-Being Outcomes (%)



Incentives Earned (Points)





Performance-Based Placement Measures

RBWO Provider GA+SCORECARD - CCI

Report Quarter: Q1 FY2018

Provider/Program Name: LDL & C Enterprise (formerly Beth-Ester Ministries) - dba Restoration House 1 (817) - CCI				
53 Poplar St., Newnan, GA 30263		Quarterly Scores (Grades)		Current Quarter Score (Grade)
Phone: 678-423-4193		Q1: 94.21 (A)	Q2: N/A	94.21% (A)
Vendor ID# 150313		Q3: N/A	Q4: N/A	
Program Census Information:		# Children in Care During Quarter: 10	# Placements During Quarter: 10	# Children in Care On Last Day: 5
	Avg Performance All CCIs (%)	Provider Performance (%)*	Possible Points (Weight)	Provider Points Earned
OPM Monitoring Reviews				
Annual Comprehensive Reviews	88%	86%	25	21.51
Safety Reviews	95%	91%	15	13.69
Monitoring Sub-Total			40	35.20
CCI Safety Outcomes				
Incidence of Maltreatment	0.16%	No Substantiated Reports	10	10.00
Staff Training	56%	38%	10	3.80
Safety Sub-Total			20	13.80
CCI Permanency Outcomes				
Placement Stability	90%	80%	15	12.00
Permanency Sub-Total			15	12.00
CCI Well-Being Outcomes				
EPSDT Medical Visits	93%	100%	4	4.00
EPSDT Dental Visits	87%	100%	4	4.00
Academic Supports	72%	85%	3	2.55
Provider ECEM Visits	84%	100%	7	7.00
Provider General Contacts	82%	100%	7	7.00
Placements with Siblings	41%	0%	Not Scored	Not Scored
Placements within Legal County	17%	0%	Not Scored	Not Scored
Well-Being Sub-Total			25	24.55
*Performance calculation descriptions can be found in the FY 2018 RBWO PBP Measurements and Standards Guide.				

Monitoring & Outcomes: Possible Points = 100		Points Earned = 85.55	
Score Before Incentives Credit			85.55%
Incentives Awarded			8.66 pts
PBP Verification			N/A pts
Total Score			94.21%



DHS, DFCS, Office of Provider Management
Performance-Based Placement Measures
RBWO Provider GA+SCORECARD - CCI



Report Quarter: Q1 FY2018

Provider/Program Name: LDL & C Enterprise (formerly Beth-Ester Ministries) - dba Restoration House 1 (817) - CCI

Program Census Information:		# Children in Care During Quarter: 10	# Placements During Quarter: 10	# Children in Care On Last Day: 5
CCI Incentive Credits	Avg Performance All CCIs (Points)	Provider Performance (%)*	Possible Points (Weight)	Provider Points Earned
Early EPSDT Medical Visits		100%	2	2.00
Early EPSDT Dental Visits		100%	2	2.00
Permanency Contacts		None Planned	5	
Additional Academic Supports		33%	2	0.66
Active Agency Accreditation		0%	4	0.00
Staff Clinical Licensure		0%	5	0.00
Behavior Management (threshold = 0)		100%	4	4.00
Incentives Total	7.35		24	8.66
Maximum total combined incentive credit allowed is 10 points.			Incentives Awarded	8.66

*Performance calculation descriptions can be found in the FY 2018 RBWO PBP Measurements and Standards Guide.

Child Protective Services Investigations and Dispositions

The following investigations data, which is not used for scoring but is considered significant to a provider's performance, is from Georgia SHINES and is not considered final or complete until the end of the fiscal year.

Total Reports:	0
Number Screened In:	0
Number Screened Out:	0
Number Substantiated:	0
Number Unsubstantiated:	0
Number Active CPS Investigations:	0



DHS, DFCS, Office of Provider Management
Performance-Based Placement Measures
RBWO Provider GA+SCORECARD - CCI



Report Quarter: Q1 FY2018

Provider/Program Name: Liberty County Children's Home - dba Gabriel's House (725) - CCI

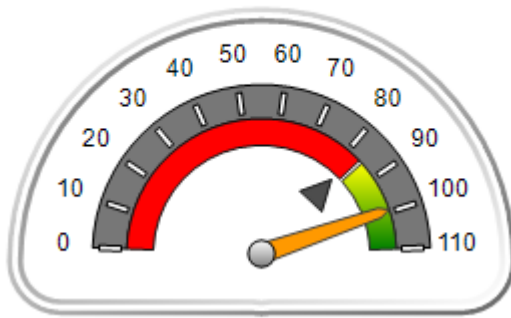
6145 E. Oglethorpe Highway, Midway, GA 31320 Phone: 912-876-4500 Vendor ID# 35444	Quarterly Scores (Grades)		Current Quarter Score (Grade)
	Q1: 99.39 (A+)	Q2: N/A	99.39% (A+)
	Q3: N/A	Q4: N/A	

Program Census Information:	# Children in Care During Quarter: 19	# Placements During Quarter: 19	# Children in Care On Last Day: 8
-----------------------------	---------------------------------------	---------------------------------	-----------------------------------

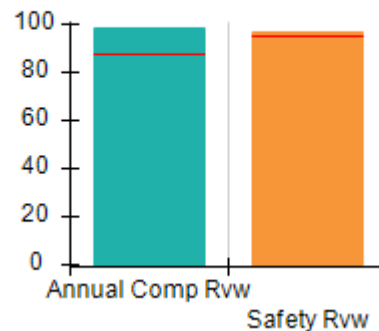
Quarterly Provider Comparisons to All CCIs

▼ — indicates average for all CCIs

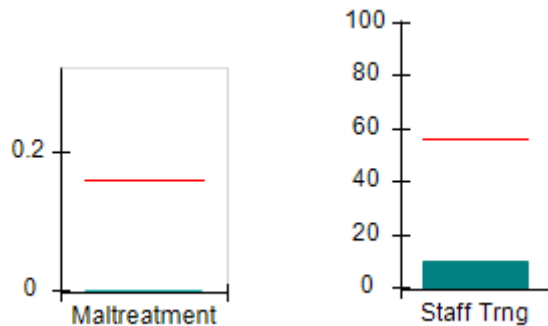
Overall Score (%)



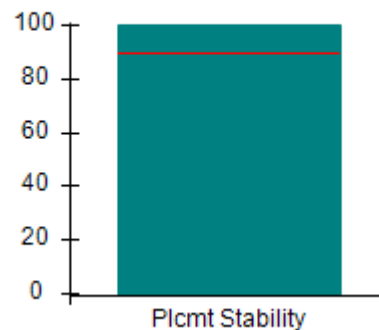
OPM Monitoring Reviews (%)



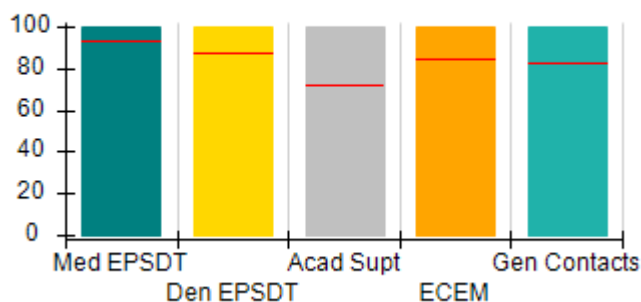
Safety Outcomes (%)



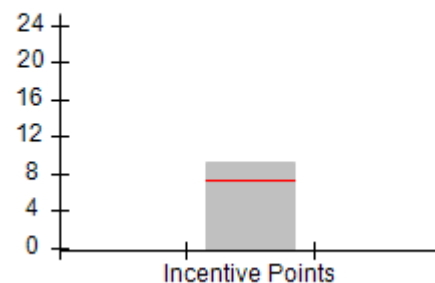
Permanency Outcomes (%)



Well-Being Outcomes (%)



Incentives Earned (Points)





DHS, DFCS, Office of Provider Management
Performance-Based Placement Measures
RBWO Provider GA+SCORECARD - CCI



Report Quarter: Q1 FY2018

Provider/Program Name: Liberty County Children's Home - dba Gabriel's House (725) - CCI				
6145 E. Oglethorpe Highway, Midway, GA 31320		Quarterly Scores (Grades)		Current Quarter Score (Grade)
Phone: 912-876-4500		Q1: 99.39 (A+)	Q2: N/A	99.39% (A+)
Vendor ID# 35444		Q3: N/A	Q4: N/A	
Program Census Information:		# Children in Care During Quarter: 19	# Placements During Quarter: 19	# Children in Care On Last Day: 8
	Avg Performance All CCIs (%)	Provider Performance (%)*	Possible Points (Weight)	Provider Points Earned
OPM Monitoring Reviews				
Annual Comprehensive Reviews	88%	99%	25	24.70
Safety Reviews	95%	97%	15	14.57
Monitoring Sub-Total			40	39.27
CCI Safety Outcomes				
Incidence of Maltreatment	0.16%	No Substantiated Reports	10	10.00
Staff Training	56%	10%	10	1.00
Safety Sub-Total			20	11.00
CCI Permanency Outcomes				
Placement Stability	90%	100%	15	15.00
Permanency Sub-Total			15	15.00
CCI Well-Being Outcomes				
EPSDT Medical Visits	93%	100%	4	4.00
EPSDT Dental Visits	87%	100%	4	4.00
Academic Supports	72%	100%	3	3.00
Provider ECEM Visits	84%	100%	7	7.00
Provider General Contacts	82%	100%	7	7.00
Placements with Siblings	41%	91%	Not Scored	Not Scored
Placements within Legal County	17%	0%	Not Scored	Not Scored
Well-Being Sub-Total			25	25.00
*Performance calculation descriptions can be found in the FY 2018 RBWO PBP Measurements and Standards Guide.				

Monitoring & Outcomes: Possible Points = 100		Points Earned = 90.27	
Score Before Incentives Credit			90.27%
Incentives Awarded			9.12 pts
PBP Verification			N/A pts
Total Score			99.39%



DHS, DFCS, Office of Provider Management
Performance-Based Placement Measures
RBWO Provider GA+SCORECARD - CCI



Report Quarter: Q1 FY2018

Provider/Program Name: Liberty County Children's Home - dba Gabriel's House (725) - CCI

Program Census Information:		# Children in Care During Quarter: 19	# Placements During Quarter: 19	# Children in Care On Last Day: 8
CCI Incentive Credits	Avg Performance All CCIs (Points)	Provider Performance (%)*	Possible Points (Weight)	Provider Points Earned
Early EPSDT Medical Visits		100%	2	2.00
Early EPSDT Dental Visits		100%	2	2.00
Permanency Contacts		None Planned	5	
Additional Academic Supports		56%	2	1.12
Active Agency Accreditation		0%	4	0.00
Staff Clinical Licensure		0%	5	0.00
Behavior Management (threshold = 0)		100%	4	4.00
Incentives Total	7.35		24	9.12
Maximum total combined incentive credit allowed is 10 points.			Incentives Awarded	9.12

*Performance calculation descriptions can be found in the FY 2018 RBWO PBP Measurements and Standards Guide.

Child Protective Services Investigations and Dispositions

The following investigations data, which is not used for scoring but is considered significant to a provider's performance, is from Georgia SHINES and is not considered final or complete until the end of the fiscal year.

Total Reports:	0
Number Screened In:	0
Number Screened Out:	0
Number Substantiated:	0
Number Unsubstantiated:	0
Number Active CPS Investigations:	0



DHS, DFCS, Office of Provider Management
Performance-Based Placement Measures
RBWO Provider GA+SCORECARD - CCI



Report Quarter: Q1 FY2018

Provider/Program Name: Light of Hope and Love Ministry, Inc. - Heritage House (5143) - CCI

3117 Macedonia Court, Powder Springs, GA 30127

Phone: 770-222-6594

Vendor ID# 115384

Quarterly Scores (Grades)		Current Quarter Score (Grade)
Q1: 87.05 (B+)	Q2: N/A	87.05% (B+)
Q3: N/A	Q4: N/A	

Program Census Information:

Children in Care During Quarter: 5

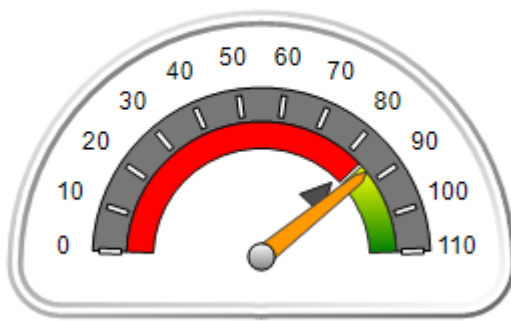
Placements During Quarter: 5

Children in Care On Last Day: 3

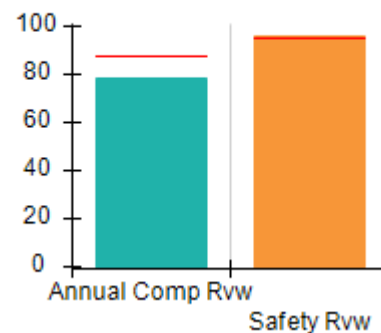
Quarterly Provider Comparisons to All CCIs

▼ — indicates average for all CCIs

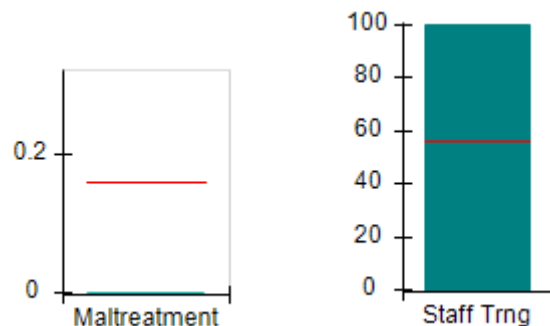
Overall Score (%)



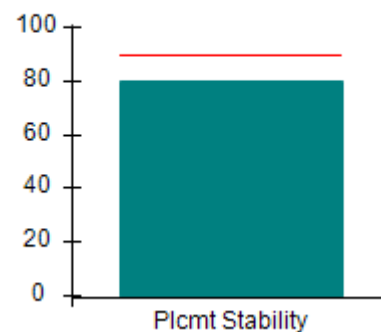
OPM Monitoring Reviews (%)



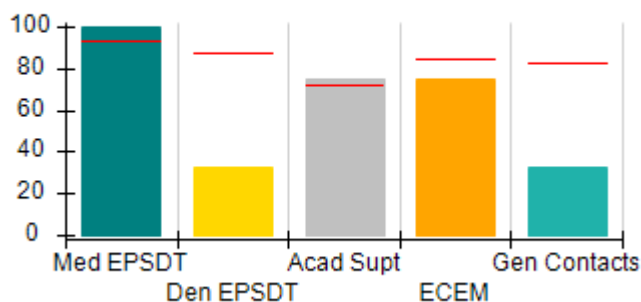
Safety Outcomes (%)



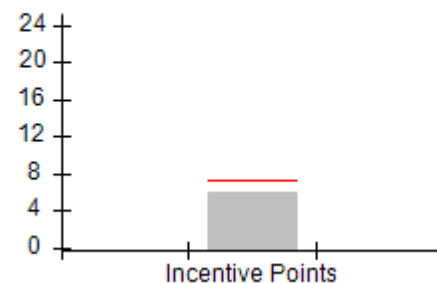
Permanency Outcomes (%)



Well-Being Outcomes (%)



Incentives Earned (Points)





Performance-Based Placement Measures

RBWO Provider GA+SCORECARD - CCI

Report Quarter: Q1 FY2018

Provider/Program Name: Light of Hope and Love Ministry, Inc. - Heritage House (5143) - CCI				
3117 Macedonia Court, Powder Springs, GA 30127 Phone: 770-222-6594 Vendor ID# 115384		Quarterly Scores (Grades)		Current Quarter Score (Grade)
		Q1: 87.05 (B+)	Q2: N/A	87.05% (B+)
		Q3: N/A	Q4: N/A	
Program Census Information:		# Children in Care During Quarter: 5	# Placements During Quarter: 5	# Children in Care On Last Day: 3
	Avg Performance All CCIs (%)	Provider Performance (%)*	Possible Points (Weight)	Provider Points Earned
OPM Monitoring Reviews				
Annual Comprehensive Reviews	88%	78%	25	19.55
Safety Reviews	95%	96%	15	14.37
Monitoring Sub-Total			40	33.92
CCI Safety Outcomes				
Incidence of Maltreatment	0.16%	No Substantiated Reports	10	10.00
Staff Training	56%	100%	10	10.00
Safety Sub-Total			20	20.00
CCI Permanency Outcomes				
Placement Stability	90%	80%	15	12.00
Permanency Sub-Total			15	12.00
CCI Well-Being Outcomes				
EPSDT Medical Visits	93%	100%	4	4.00
EPSDT Dental Visits	87%	33%	4	1.32
Academic Supports	72%	75%	3	2.25
Provider ECEM Visits	84%	75%	7	5.25
Provider General Contacts	82%	33%	7	2.31
Placements with Siblings	41%	Not Eligible	Not Scored	Not Scored
Placements within Legal County	17%	0%	Not Scored	Not Scored
Well-Being Sub-Total			25	15.13
*Performance calculation descriptions can be found in the FY 2018 RBWO PBP Measurements and Standards Guide.				

Monitoring & Outcomes: Possible Points = 100		Points Earned = 81.05	
Score Before Incentives Credit			81.05%
Incentives Awarded			6.00 pts
PBP Verification			N/A pts
Total Score			87.05%



DHS, DFCS, Office of Provider Management
Performance-Based Placement Measures
RBWO Provider GA+SCORECARD - CCI



Report Quarter: Q1 FY2018

Provider/Program Name: Light of Hope and Love Ministry, Inc. - Heritage House (5143) - CCI

Program Census Information:		# Children in Care During Quarter: 5	# Placements During Quarter: 5	# Children in Care On Last Day: 3
CCI Incentive Credits	Avg Performance All CCIs (Points)	Provider Performance (%)*	Possible Points (Weight)	Provider Points Earned
Early EPSDT Medical Visits		100%	2	2.00
Early EPSDT Dental Visits		0%	2	0.00
Permanency Contacts		0%	5	0.00
Additional Academic Supports		0%	2	0.00
Active Agency Accreditation		0%	4	0.00
Staff Clinical Licensure		0%	5	0.00
Behavior Management (threshold = 0)		100%	4	4.00
Incentives Total	7.35		24	6.00
Maximum total combined incentive credit allowed is 10 points.			Incentives Awarded	6.00

*Performance calculation descriptions can be found in the FY 2018 RBWO PBP Measurements and Standards Guide.

Child Protective Services Investigations and Dispositions

The following investigations data, which is not used for scoring but is considered significant to a provider's performance, is from Georgia SHINES and is not considered final or complete until the end of the fiscal year.

Total Reports:	0
Number Screened In:	0
Number Screened Out:	0
Number Substantiated:	0
Number Unsubstantiated:	0
Number Active CPS Investigations:	0



DHS, DFCS, Office of Provider Management
Performance-Based Placement Measures
RBWO Provider GA+SCORECARD - CCI



Report Quarter: Q1 FY2018

Provider/Program Name: Little Debbie's Second Chance Home, Inc. - (formerly Celine's Place) (884) - CCI

1768 Young Rd., Stone Mountain, GA 30058

Phone: 404-296-1311

Vendor ID# 35260

Quarterly Scores (Grades)

Current Quarter Score (Grade)

Q1: 100.75 (A+)

Q2: N/A

100.75%

Q3: N/A

Q4: N/A

(A+)

Program Census Information:

Children in Care During
Quarter: 9

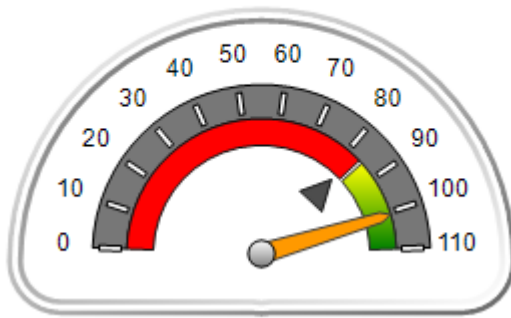
Placements During
Quarter: 9

Children in Care On Last
Day: 4

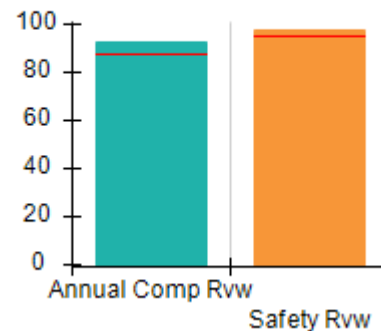
Quarterly Provider Comparisons to All CCIs

▼ — indicates average for all CCIs

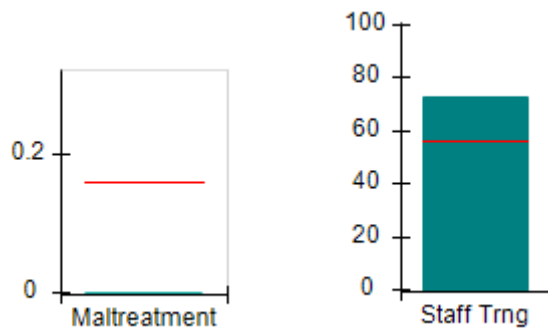
Overall Score (%)



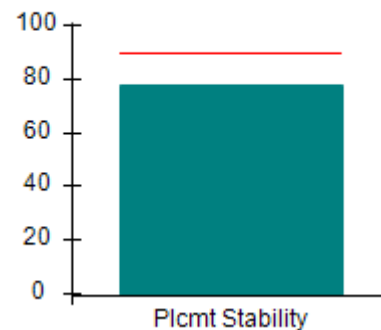
OPM Monitoring Reviews (%)



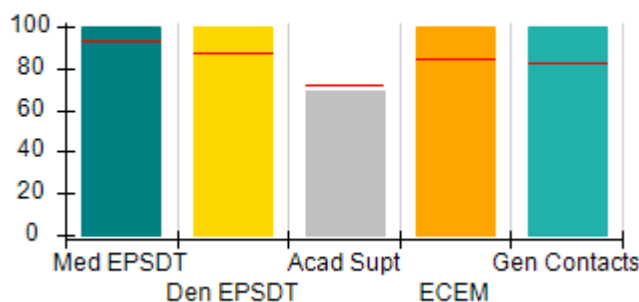
Safety Outcomes (%)



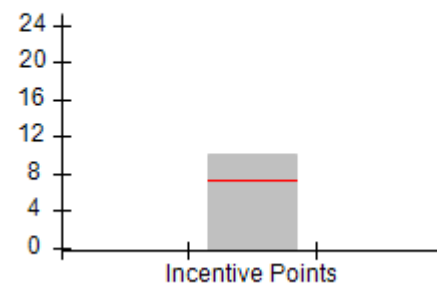
Permanency Outcomes (%)



Well-Being Outcomes (%)



Incentives Earned (Points)





DHS, DFCS, Office of Provider Management
Performance-Based Placement Measures
RBWO Provider GA+SCORECARD - CCI



Report Quarter: Q1 FY2018

Provider/Program Name: Little Debbie's Second Chance Home, Inc. - (formerly Celine's Place) (884) - CCI				
1768 Young Rd., Stone Mountain, GA 30058		Quarterly Scores (Grades)		Current Quarter Score (Grade)
Phone: 404-296-1311		Q1: 100.75 (A+)	Q2: N/A	100.75% (A+)
Vendor ID# 35260		Q3: N/A	Q4: N/A	
Program Census Information:		# Children in Care During Quarter: 9	# Placements During Quarter: 9	# Children in Care On Last Day: 4
	Avg Performance All CCIs (%)	Provider Performance (%)*	Possible Points (Weight)	Provider Points Earned
OPM Monitoring Reviews				
Annual Comprehensive Reviews	88%	92%	25	23.08
Safety Reviews	95%	97%	15	14.60
Monitoring Sub-Total			40	37.68
CCI Safety Outcomes				
Incidence of Maltreatment	0.16%	No Substantiated Reports	10	10.00
Staff Training	56%	73%	10	7.30
Safety Sub-Total			20	17.30
CCI Permanency Outcomes				
Placement Stability	90%	78%	15	11.70
Permanency Sub-Total			15	11.70
CCI Well-Being Outcomes				
EPSDT Medical Visits	93%	100%	4	4.00
EPSDT Dental Visits	87%	100%	4	4.00
Academic Supports	72%	69%	3	2.07
Provider ECEM Visits	84%	100%	7	7.00
Provider General Contacts	82%	100%	7	7.00
Placements with Siblings	41%	Not Eligible	Not Scored	Not Scored
Placements within Legal County	17%	0%	Not Scored	Not Scored
Well-Being Sub-Total			25	24.07
*Performance calculation descriptions can be found in the FY 2018 RBWO PBP Measurements and Standards Guide.				

Monitoring & Outcomes: Possible Points = 100	Points Earned = 90.75
Score Before Incentives Credit	90.75%
Incentives Awarded	10.00 pts
PBP Verification	N/A pts
Total Score	100.75%



DHS, DFCS, Office of Provider Management
Performance-Based Placement Measures
RBWO Provider GA+SCORECARD - CCI



Report Quarter: Q1 FY2018

Provider/Program Name: Little Debbie's Second Chance Home, Inc. - (formerly Celine's Place) (884) - CCI

Program Census Information:		# Children in Care During Quarter: 9	# Placements During Quarter: 9	# Children in Care On Last Day: 4
CCI Incentive Credits	Avg Performance All CCIs (Points)	Provider Performance (%)*	Possible Points (Weight)	Provider Points Earned
Early EPSDT Medical Visits		100%	2	2.00
Early EPSDT Dental Visits		100%	2	2.00
Permanency Contacts		None Planned	5	
Additional Academic Supports		0%	2	0.00
Active Agency Accreditation		50%	4	2.00
Staff Clinical Licensure		0%	5	0.00
Behavior Management (threshold = 0)		100%	4	4.00
Incentives Total	7.35		24	10.00
Maximum total combined incentive credit allowed is 10 points.			Incentives Awarded	10.00

*Performance calculation descriptions can be found in the FY 2018 RBWO PBP Measurements and Standards Guide.

Child Protective Services Investigations and Dispositions

The following investigations data, which is not used for scoring but is considered significant to a provider's performance, is from Georgia SHINES and is not considered final or complete until the end of the fiscal year.

Total Reports:	0
Number Screened In:	0
Number Screened Out:	0
Number Substantiated:	0
Number Unsubstantiated:	0
Number Active CPS Investigations:	0



DHS, DFCS, Office of Provider Management

Performance-Based Placement Measures

RBWO Provider GA+SCORECARD - CCI



Report Quarter: Q1 FY2018

Provider/Program Name: Little Debbie's Second Chance Home, Inc. - Boyz2Men (1042) - CCI

5224 Shawn Lane, Stone Mountain, GA 30088

Phone: 404-296-1311

Vendor ID# 73965

Quarterly Scores (Grades)

Current Quarter Score (Grade)

Q1: 103.54 (A+)

Q2: N/A

103.54%

Q3: N/A

Q4: N/A

(A+)

Program Census Information:

Children in Care During Quarter: 6

Placements During Quarter: 6

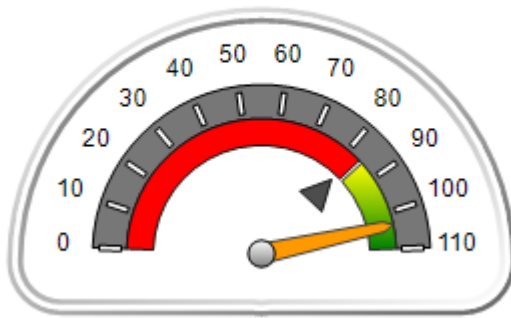
Children in Care On Last Day: 5

Quarterly Provider Comparisons to All CCIs

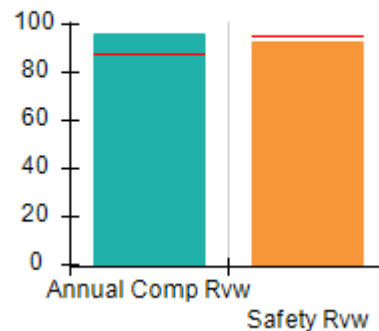


indicates average for all CCIs

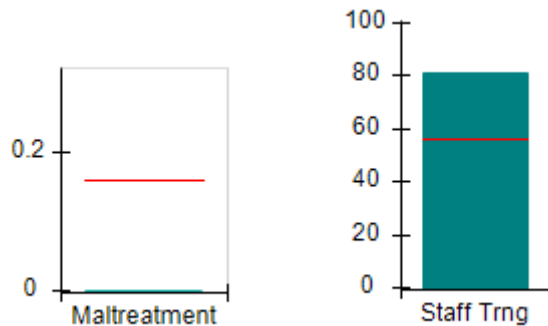
Overall Score (%)



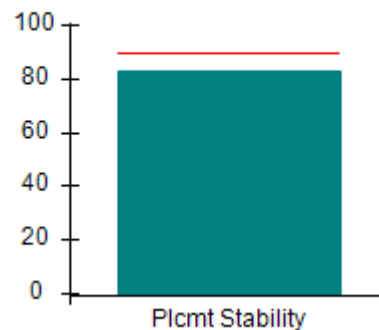
OPM Monitoring Reviews (%)



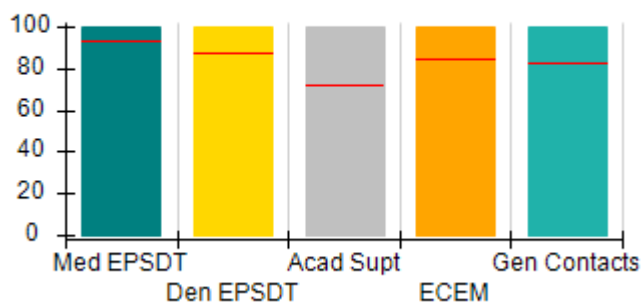
Safety Outcomes (%)



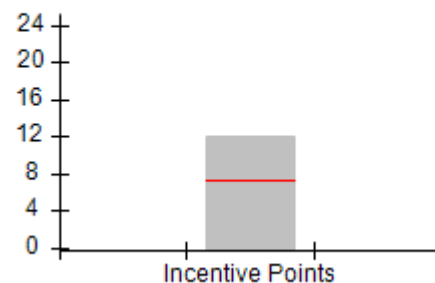
Permanency Outcomes (%)



Well-Being Outcomes (%)



Incentives Earned (Points)





DHS, DFCS, Office of Provider Management
Performance-Based Placement Measures
RBWO Provider GA+SCORECARD - CCI



Report Quarter: Q1 FY2018

Provider/Program Name: Little Debbie's Second Chance Home, Inc. - Boyz2Men (1042) - CCI				
5224 Shawn Lane, Stone Mountain, GA 30088		Quarterly Scores (Grades)		Current Quarter Score (Grade)
Phone: 404-296-1311		Q1: 103.54 (A+)	Q2: N/A	103.54% (A+)
Vendor ID# 73965		Q3: N/A	Q4: N/A	
Program Census Information:		# Children in Care During Quarter: 6	# Placements During Quarter: 6	# Children in Care On Last Day: 5
	Avg Performance All CCIs (%)	Provider Performance (%)*	Possible Points (Weight)	Provider Points Earned
OPM Monitoring Reviews				
Annual Comprehensive Reviews	88%	96%	25	24.09
Safety Reviews	95%	93%	15	13.90
Monitoring Sub-Total			40	37.99
CCI Safety Outcomes				
Incidence of Maltreatment	0.16%	No Substantiated Reports	10	10.00
Staff Training	56%	81%	10	8.10
Safety Sub-Total			20	18.10
CCI Permanency Outcomes				
Placement Stability	90%	83%	15	12.45
Permanency Sub-Total			15	12.45
CCI Well-Being Outcomes				
EPSDT Medical Visits	93%	100%	4	4.00
EPSDT Dental Visits	87%	100%	4	4.00
Academic Supports	72%	100%	3	3.00
Provider ECEM Visits	84%	100%	7	7.00
Provider General Contacts	82%	100%	7	7.00
Placements with Siblings	41%	100%	Not Scored	Not Scored
Placements within Legal County	17%	Not Eligible	Not Scored	Not Scored
Well-Being Sub-Total			25	25.00
*Performance calculation descriptions can be found in the FY 2018 RBWO PBP Measurements and Standards Guide.				

Monitoring & Outcomes: Possible Points = 100		Points Earned = 93.54	
Score Before Incentives Credit		93.54%	
Incentives Awarded		10.00 pts	
PBP Verification		N/A pts	
Total Score		103.54%	



DHS, DFCS, Office of Provider Management
Performance-Based Placement Measures
RBWO Provider GA+SCORECARD - CCI



Report Quarter: Q1 FY2018

Provider/Program Name: Little Debbie's Second Chance Home, Inc. - Boyz2Men (1042) - CCI

Program Census Information:		# Children in Care During Quarter: 6	# Placements During Quarter: 6	# Children in Care On Last Day: 5
CCI Incentive Credits	Avg Performance All CCIs (Points)	Provider Performance (%)*	Possible Points (Weight)	Provider Points Earned
Early EPSDT Medical Visits		100%	2	2.00
Early EPSDT Dental Visits		100%	2	2.00
Permanency Contacts		None Planned	5	
Additional Academic Supports		100%	2	2.00
Active Agency Accreditation		50%	4	2.00
Staff Clinical Licensure		0%	5	0.00
Behavior Management (threshold = 0)		100%	4	4.00
Incentives Total	7.35		24	12.00
Maximum total combined incentive credit allowed is 10 points.			Incentives Awarded	10.00

*Performance calculation descriptions can be found in the FY 2018 RBWO PBP Measurements and Standards Guide.

Child Protective Services Investigations and Dispositions

The following investigations data, which is not used for scoring but is considered significant to a provider's performance, is from Georgia SHINES and is not considered final or complete until the end of the fiscal year.

Total Reports:	0
Number Screened In:	0
Number Screened Out:	0
Number Substantiated:	0
Number Unsubstantiated:	0
Number Active CPS Investigations:	0



DHS, DFCS, Office of Provider Management
Performance-Based Placement Measures
RBWO Provider GA+SCORECARD - CCI



Report Quarter: Q1 FY2018

Provider/Program Name: Little Debbie's Second Chance Home, Inc. - Columbia (5214) - CCI

1322 Columbia Drive, Decatur, GA 30032

Phone: 404-296-1311

Vendor ID# 136089

Quarterly Scores (Grades)

Current Quarter Score (Grade)

Q1: 97.33 (A+)

Q2: N/A

97.33%

Q3: N/A

Q4: N/A

(A+)

Program Census Information:

Children in Care During Quarter: 8

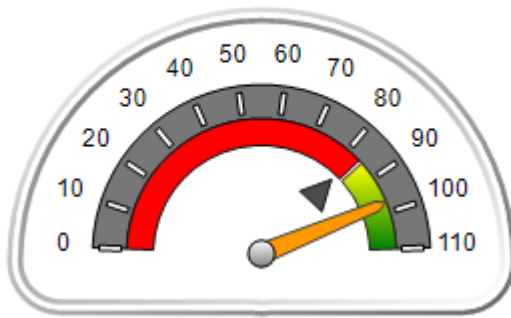
Placements During Quarter: 8

Children in Care On Last Day: 4

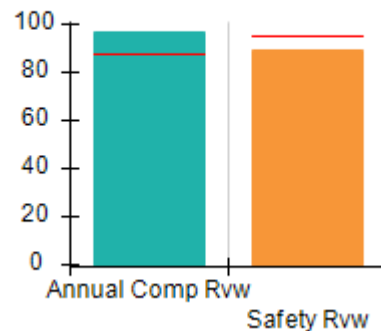
Quarterly Provider Comparisons to All CCIs

▼ indicates average for all CCIs

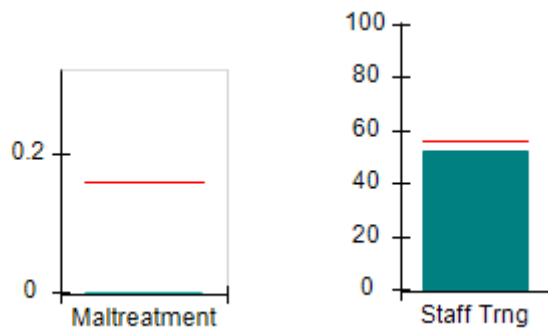
Overall Score (%)



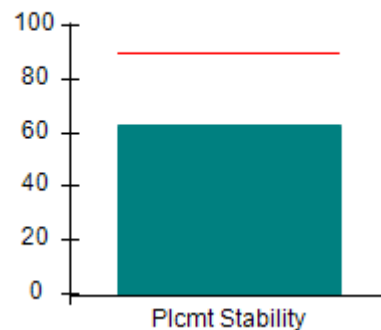
OPM Monitoring Reviews (%)



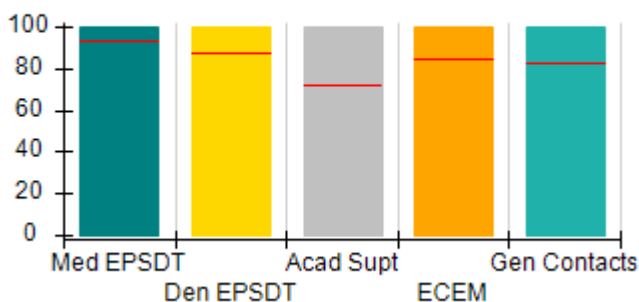
Safety Outcomes (%)



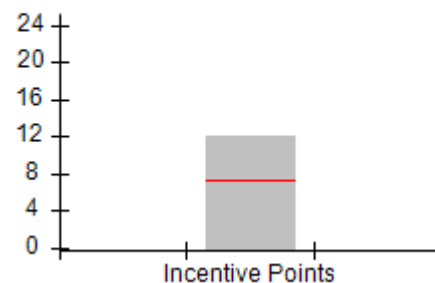
Permanency Outcomes (%)



Well-Being Outcomes (%)



Incentives Earned (Points)





Performance-Based Placement Measures

RBWO Provider GA+SCORECARD - CCI

Report Quarter: Q1 FY2018

Provider/Program Name: Little Debbie's Second Chance Home, Inc. - Columbia (5214) - CCI				
1322 Columbia Drive, Decatur, GA 30032		Quarterly Scores (Grades)		Current Quarter Score (Grade)
Phone: 404-296-1311		Q1: 97.33 (A+)	Q2: N/A	97.33% (A+)
Vendor ID# 136089		Q3: N/A	Q4: N/A	
Program Census Information:		# Children in Care During Quarter: 8	# Placements During Quarter: 8	# Children in Care On Last Day: 4
	Avg Performance All CCIs (%)	Provider Performance (%)*	Possible Points (Weight)	Provider Points Earned
OPM Monitoring Reviews				
Annual Comprehensive Reviews	88%	97%	25	24.21
Safety Reviews	95%	90%	15	13.46
Monitoring Sub-Total			40	37.68
CCI Safety Outcomes				
Incidence of Maltreatment	0.16%	No Substantiated Reports	10	10.00
Staff Training	56%	52%	10	5.20
Safety Sub-Total			20	15.20
CCI Permanency Outcomes				
Placement Stability	90%	63%	15	9.45
Permanency Sub-Total			15	9.45
CCI Well-Being Outcomes				
EPSDT Medical Visits	93%	100%	4	4.00
EPSDT Dental Visits	87%	100%	4	4.00
Academic Supports	72%	100%	3	3.00
Provider ECEM Visits	84%	100%	7	7.00
Provider General Contacts	82%	100%	7	7.00
Placements with Siblings	41%	Not Eligible	Not Scored	Not Scored
Placements within Legal County	17%	0%	Not Scored	Not Scored
Well-Being Sub-Total			25	25.00
*Performance calculation descriptions can be found in the FY 2018 RBWO PBP Measurements and Standards Guide.				

Monitoring & Outcomes: Possible Points = 100		Points Earned = 87.33	
Score Before Incentives Credit			87.33%
Incentives Awarded			10.00 pts
PBP Verification			N/A pts
Total Score			97.33%



DHS, DFCS, Office of Provider Management
Performance-Based Placement Measures
RBWO Provider GA+SCORECARD - CCI



Report Quarter: Q1 FY2018

Provider/Program Name: Little Debbie's Second Chance Home, Inc. - Columbia (5214) - CCI

Program Census Information:		# Children in Care During Quarter: 8	# Placements During Quarter: 8	# Children in Care On Last Day: 4
CCI Incentive Credits	Avg Performance All CCIs (Points)	Provider Performance (%)*	Possible Points (Weight)	Provider Points Earned
Early EPSDT Medical Visits		100%	2	2.00
Early EPSDT Dental Visits		100%	2	2.00
Permanency Contacts		None Planned	5	
Additional Academic Supports		100%	2	2.00
Active Agency Accreditation		50%	4	2.00
Staff Clinical Licensure		0%	5	0.00
Behavior Management (threshold = 0)		100%	4	4.00
Incentives Total	7.35		24	12.00
Maximum total combined incentive credit allowed is 10 points.			Incentives Awarded	10.00

*Performance calculation descriptions can be found in the FY 2018 RBWO PBP Measurements and Standards Guide.

Child Protective Services Investigations and Dispositions

The following investigations data, which is not used for scoring but is considered significant to a provider's performance, is from Georgia SHINES and is not considered final or complete until the end of the fiscal year.

Total Reports:	0
Number Screened In:	0
Number Screened Out:	0
Number Substantiated:	0
Number Unsubstantiated:	0
Number Active CPS Investigations:	0



DHS, DFCS, Office of Provider Management

Performance-Based Placement Measures

RBWO Provider GA+SCORECARD - CCI



Report Quarter: Q1 FY2018

Provider/Program Name: Little Debbie's Second Chance Home, Inc. - dba Ida's Cove III (5111) - CCI

994 Millard Road, Stone Mountain, GA 30088

Phone: 404-296-1311

Vendor ID# 90547

Quarterly Scores (Grades)

Current Quarter Score (Grade)

Q1: 100.68 (A+)

Q2: N/A

100.68%

Q3: N/A

Q4: N/A

(A+)

Program Census Information:

Children in Care During Quarter: 10

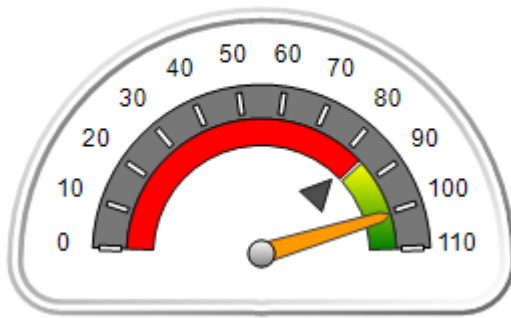
Placements During Quarter: 10

Children in Care On Last Day: 4

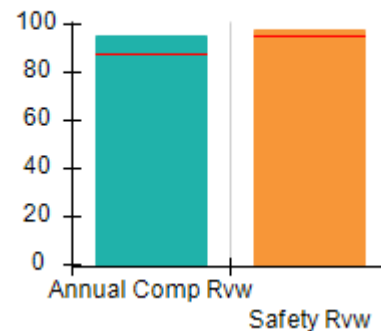
Quarterly Provider Comparisons to All CCIs

▼ indicates average for all CCIs

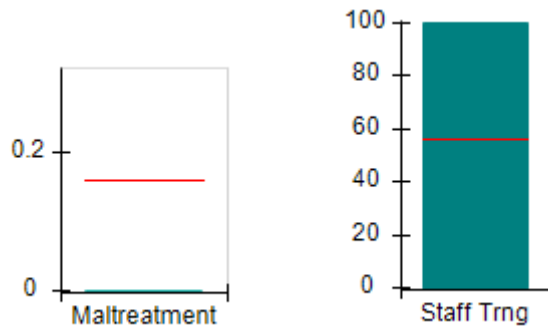
Overall Score (%)



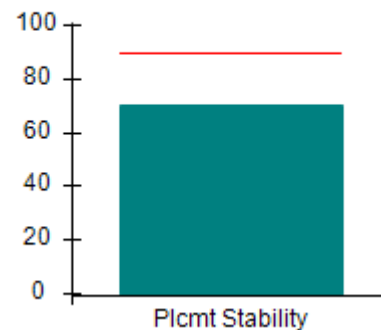
OPM Monitoring Reviews (%)



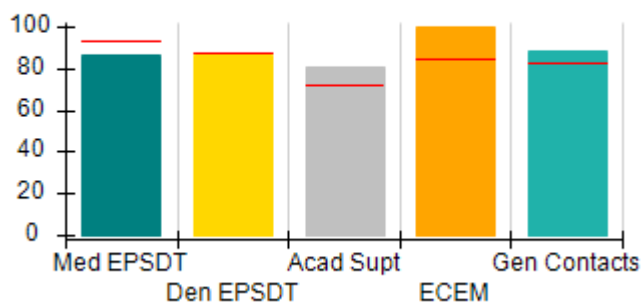
Safety Outcomes (%)



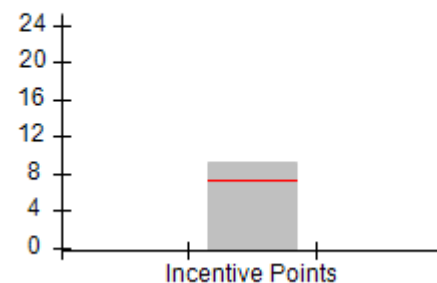
Permanency Outcomes (%)



Well-Being Outcomes (%)



Incentives Earned (Points)





DHS, DFCS, Office of Provider Management
Performance-Based Placement Measures
RBWO Provider GA+SCORECARD - CCI



Report Quarter: Q1 FY2018

Provider/Program Name: Little Debbie's Second Chance Home, Inc. - dba Ida's Cove III (5111) - CCI				
994 Millard Road, Stone Mountain, GA 30088 Phone: 404-296-1311 Vendor ID# 90547		Quarterly Scores (Grades)		Current Quarter Score (Grade)
		Q1: 100.68 (A+)	Q2: N/A	100.68% (A+)
		Q3: N/A	Q4: N/A	
Program Census Information:		# Children in Care During Quarter: 10	# Placements During Quarter: 10	# Children in Care On Last Day: 4
	Avg Performance All CCIs (%)	Provider Performance (%)*	Possible Points (Weight)	Provider Points Earned
OPM Monitoring Reviews				
Annual Comprehensive Reviews	88%	95%	25	23.76
Safety Reviews	95%	98%	15	14.67
Monitoring Sub-Total			40	38.43
CCI Safety Outcomes				
Incidence of Maltreatment	0.16%	No Substantiated Reports	10	10.00
Staff Training	56%	100%	10	10.00
Safety Sub-Total			20	20.00
CCI Permanency Outcomes				
Placement Stability	90%	70%	15	10.50
Permanency Sub-Total			15	10.50
CCI Well-Being Outcomes				
EPSDT Medical Visits	93%	86%	4	3.44
EPSDT Dental Visits	87%	86%	4	3.44
Academic Supports	72%	81%	3	2.43
Provider ECEM Visits	84%	100%	7	7.00
Provider General Contacts	82%	88%	7	6.16
Placements with Siblings	41%	0%	Not Scored	Not Scored
Placements within Legal County	17%	25%	Not Scored	Not Scored
Well-Being Sub-Total			25	22.47
*Performance calculation descriptions can be found in the FY 2018 RBWO PBP Measurements and Standards Guide.				

Monitoring & Outcomes: Possible Points = 100		Points Earned = 91.40	
Score Before Incentives Credit			91.40%
Incentives Awarded			9.28 pts
PBP Verification			N/A pts
Total Score			100.68%



DHS, DFCS, Office of Provider Management
Performance-Based Placement Measures
RBWO Provider GA+SCORECARD - CCI



Report Quarter: Q1 FY2018

Provider/Program Name: Little Debbie's Second Chance Home, Inc. - dba Ida's Cove III (5111) - CCI

Program Census Information:		# Children in Care During Quarter: 10	# Placements During Quarter: 10	# Children in Care On Last Day: 4
CCI Incentive Credits	Avg Performance All CCIs (Points)	Provider Performance (%)*	Possible Points (Weight)	Provider Points Earned
Early EPSDT Medical Visits		75%	2	1.50
Early EPSDT Dental Visits		80%	2	1.60
Permanency Contacts		0%	5	0.00
Additional Academic Supports		9%	2	0.18
Active Agency Accreditation		50%	4	2.00
Staff Clinical Licensure		0%	5	0.00
Behavior Management (threshold = 0)		100%	4	4.00
Incentives Total	7.35		24	9.28
Maximum total combined incentive credit allowed is 10 points.			Incentives Awarded	9.28

*Performance calculation descriptions can be found in the FY 2018 RBWO PBP Measurements and Standards Guide.

Child Protective Services Investigations and Dispositions

The following investigations data, which is not used for scoring but is considered significant to a provider's performance, is from Georgia SHINES and is not considered final or complete until the end of the fiscal year.

Total Reports:	0
Number Screened In:	0
Number Screened Out:	0
Number Substantiated:	0
Number Unsubstantiated:	0
Number Active CPS Investigations:	0



DHS, DFCS, Office of Provider Management
Performance-Based Placement Measures
RBWO Provider GA+SCORECARD - CCI



Report Quarter: Q1 FY2018

Provider/Program Name: Little Debbie's Second Chance Home, Inc. - DePauw (5207) - CCI

4098 DePauw Way, Decatur, GA 30034

Phone: 404-296-1311

Vendor ID# 133660

Quarterly Scores (Grades)

Q1: 100.86 (A+)

Q2: N/A

Q3: N/A

Q4: N/A

Current Quarter Score (Grade)

100.86%

(A+)

Program Census Information:

Children in Care During Quarter: 9

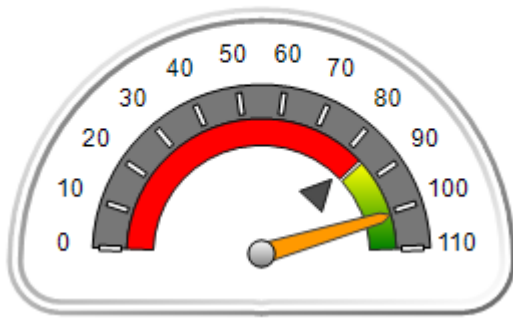
Placements During Quarter: 9

Children in Care On Last Day: 5

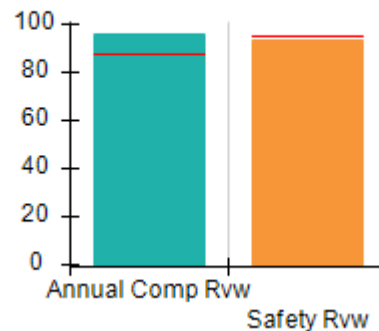
Quarterly Provider Comparisons to All CCIs

▼ indicates average for all CCIs

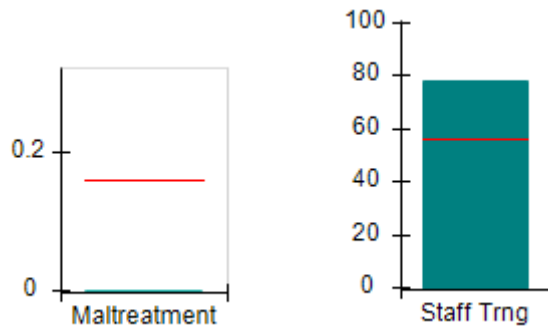
Overall Score (%)



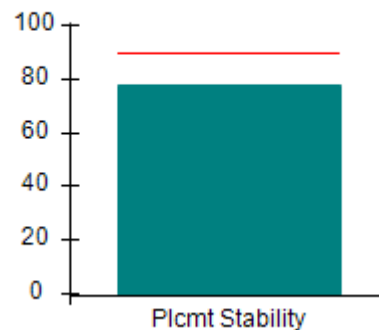
OPM Monitoring Reviews (%)



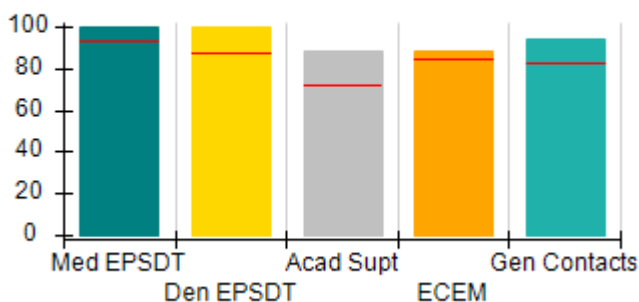
Safety Outcomes (%)



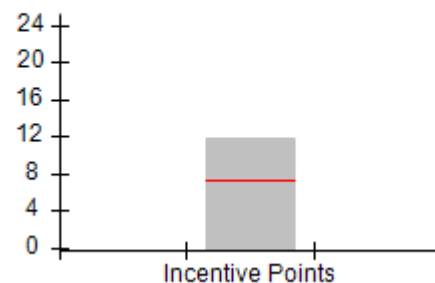
Permanency Outcomes (%)



Well-Being Outcomes (%)



Incentives Earned (Points)





Performance-Based Placement Measures

RBWO Provider GA+SCORECARD - CCI

Report Quarter: Q1 FY2018

Provider/Program Name: Little Debbie's Second Chance Home, Inc. - DePauw (5207) - CCI				
4098 DePauw Way, Decatur, GA 30034		Quarterly Scores (Grades)		Current Quarter Score (Grade)
Phone: 404-296-1311		Q1: 100.86 (A+)	Q2: N/A	100.86% (A+)
Vendor ID# 133660		Q3: N/A	Q4: N/A	
Program Census Information:		# Children in Care During Quarter: 9	# Placements During Quarter: 9	# Children in Care On Last Day: 5
	Avg Performance All CCIs (%)	Provider Performance (%)*	Possible Points (Weight)	Provider Points Earned
OPM Monitoring Reviews				
Annual Comprehensive Reviews	88%	96%	25	24.01
Safety Reviews	95%	93%	15	13.97
Monitoring Sub-Total			40	37.98
CCI Safety Outcomes				
Incidence of Maltreatment	0.16%	No Substantiated Reports	10	10.00
Staff Training	56%	78%	10	7.80
Safety Sub-Total			20	17.80
CCI Permanency Outcomes				
Placement Stability	90%	78%	15	11.70
Permanency Sub-Total			15	11.70
CCI Well-Being Outcomes				
EPSDT Medical Visits	93%	100%	4	4.00
EPSDT Dental Visits	87%	100%	4	4.00
Academic Supports	72%	88%	3	2.64
Provider ECEM Visits	84%	88%	7	6.16
Provider General Contacts	82%	94%	7	6.58
Placements with Siblings	41%	0%	Not Scored	Not Scored
Placements within Legal County	17%	0%	Not Scored	Not Scored
Well-Being Sub-Total			25	23.38
*Performance calculation descriptions can be found in the FY 2018 RBWO PBP Measurements and Standards Guide.				

Monitoring & Outcomes: Possible Points = 100		Points Earned = 90.86	
Score Before Incentives Credit			90.86%
Incentives Awarded			10.00 pts
PBP Verification			N/A pts
Total Score			100.86%



DHS, DFCS, Office of Provider Management
Performance-Based Placement Measures
RBWO Provider GA+SCORECARD - CCI



Report Quarter: Q1 FY2018

Provider/Program Name: Little Debbie's Second Chance Home, Inc. - DePauw (5207) - CCI

Program Census Information:		# Children in Care During Quarter: 9	# Placements During Quarter: 9	# Children in Care On Last Day: 5
CCI Incentive Credits	Avg Performance All CCIs (Points)	Provider Performance (%)*	Possible Points (Weight)	Provider Points Earned
Early EPSDT Medical Visits		100%	2	2.00
Early EPSDT Dental Visits		100%	2	2.00
Permanency Contacts		None Planned	5	
Additional Academic Supports		88%	2	1.76
Active Agency Accreditation		50%	4	2.00
Staff Clinical Licensure		0%	5	0.00
Behavior Management (threshold = 0)		100%	4	4.00
Incentives Total	7.35		24	11.76
Maximum total combined incentive credit allowed is 10 points.			Incentives Awarded	10.00

*Performance calculation descriptions can be found in the FY 2018 RBWO PBP Measurements and Standards Guide.

Child Protective Services Investigations and Dispositions

The following investigations data, which is not used for scoring but is considered significant to a provider's performance, is from Georgia SHINES and is not considered final or complete until the end of the fiscal year.

Total Reports:	0
Number Screened In:	0
Number Screened Out:	0
Number Substantiated:	0
Number Unsubstantiated:	0
Number Active CPS Investigations:	0



DHS, DFCS, Office of Provider Management

Performance-Based Placement Measures

RBWO Provider GA+SCORECARD - CCI



Report Quarter: Q1 FY2018

Provider/Program Name: Little Debbie's Second Chance Home, Inc. - Ellenwood (966) - CCI

4001 Weelaunee Road, Ellenwood, GA 30294

Phone: 404-296-1311

Vendor ID# 100782

Quarterly Scores (Grades)

Current Quarter Score (Grade)

Q1: 95.04 (A)

Q2: N/A

95.04%

Q3: N/A

Q4: N/A

(A)

Program Census Information:

Children in Care During Quarter: 6

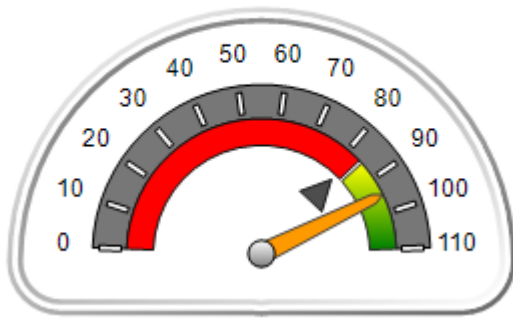
Placements During Quarter: 6

Children in Care On Last Day: 2

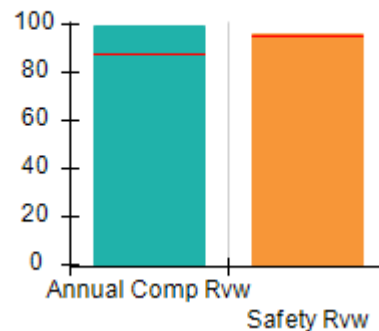
Quarterly Provider Comparisons to All CCIs

▼ indicates average for all CCIs

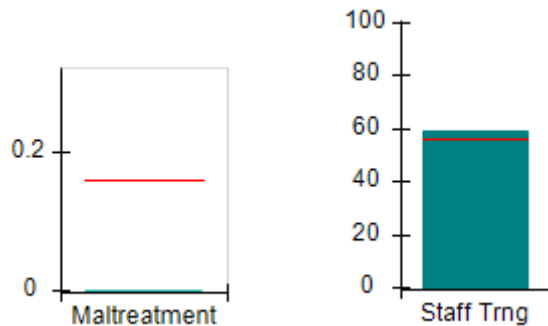
Overall Score (%)



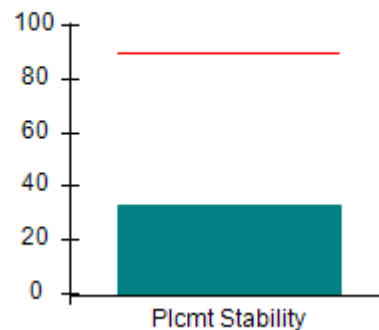
OPM Monitoring Reviews (%)



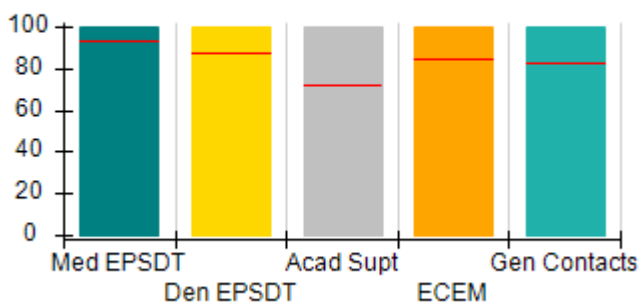
Safety Outcomes (%)



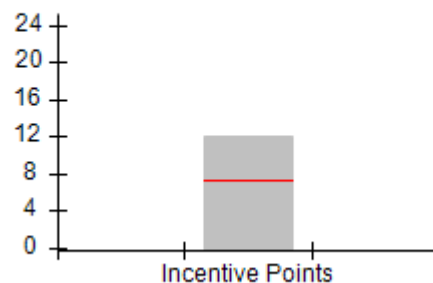
Permanency Outcomes (%)



Well-Being Outcomes (%)



Incentives Earned (Points)





DHS, DFCS, Office of Provider Management
Performance-Based Placement Measures
RBWO Provider GA+SCORECARD - CCI



Report Quarter: Q1 FY2018

Provider/Program Name: Little Debbie's Second Chance Home, Inc. - Ellenwood (966) - CCI				
4001 Weelaunee Road, Ellenwood, GA 30294 Phone: 404-296-1311 Vendor ID# 100782		Quarterly Scores (Grades)		Current Quarter Score (Grade)
		Q1: 95.04 (A)	Q2: N/A	95.04% (A)
		Q3: N/A	Q4: N/A	
Program Census Information:		# Children in Care During Quarter: 6	# Placements During Quarter: 6	# Children in Care On Last Day: 2
	Avg Performance All CCIs (%)	Provider Performance (%)*	Possible Points (Weight)	Provider Points Earned
OPM Monitoring Reviews				
Annual Comprehensive Reviews	88%	99%	25	24.75
Safety Reviews	95%	96%	15	14.44
Monitoring Sub-Total			40	39.19
CCI Safety Outcomes				
Incidence of Maltreatment	0.16%	No Substantiated Reports	10	10.00
Staff Training	56%	59%	10	5.90
Safety Sub-Total			20	15.90
CCI Permanency Outcomes				
Placement Stability	90%	33%	15	4.95
Permanency Sub-Total			15	4.95
CCI Well-Being Outcomes				
EPSDT Medical Visits	93%	100%	4	4.00
EPSDT Dental Visits	87%	100%	4	4.00
Academic Supports	72%	100%	3	3.00
Provider ECEM Visits	84%	100%	7	7.00
Provider General Contacts	82%	100%	7	7.00
Placements with Siblings	41%	100%	Not Scored	Not Scored
Placements within Legal County	17%	0%	Not Scored	Not Scored
Well-Being Sub-Total			25	25.00
*Performance calculation descriptions can be found in the FY 2018 RBWO PBP Measurements and Standards Guide.				

Monitoring & Outcomes: Possible Points = 100		Points Earned = 85.04	
Score Before Incentives Credit			85.04%
Incentives Awarded			10.00 pts
PBP Verification			N/A pts
Total Score			95.04%



DHS, DFCS, Office of Provider Management
Performance-Based Placement Measures
RBWO Provider GA+SCORECARD - CCI



Report Quarter: Q1 FY2018

Provider/Program Name: Little Debbie's Second Chance Home, Inc. - Ellenwood (966) - CCI

Program Census Information:		# Children in Care During Quarter: 6	# Placements During Quarter: 6	# Children in Care On Last Day: 2
CCI Incentive Credits	Avg Performance All CCIs (Points)	Provider Performance (%)*	Possible Points (Weight)	Provider Points Earned
Early EPSDT Medical Visits		100%	2	2.00
Early EPSDT Dental Visits		100%	2	2.00
Permanency Contacts		None Planned	5	
Additional Academic Supports		100%	2	2.00
Active Agency Accreditation		50%	4	2.00
Staff Clinical Licensure		0%	5	0.00
Behavior Management (threshold = 0)		100%	4	4.00
Incentives Total	7.35		24	12.00
Maximum total combined incentive credit allowed is 10 points.			Incentives Awarded	10.00

*Performance calculation descriptions can be found in the FY 2018 RBWO PBP Measurements and Standards Guide.

Child Protective Services Investigations and Dispositions

The following investigations data, which is not used for scoring but is considered significant to a provider's performance, is from Georgia SHINES and is not considered final or complete until the end of the fiscal year.

Total Reports:	0
Number Screened In:	0
Number Screened Out:	0
Number Substantiated:	0
Number Unsubstantiated:	0
Number Active CPS Investigations:	0



DHS, DFCS, Office of Provider Management

Performance-Based Placement Measures

RBWO Provider GA+SCORECARD - CCI



Report Quarter: Q1 FY2018

Provider/Program Name: Little Debbie's Second Chance Home, Inc. - Flakes Mill (5234) - CCI

4078 Flakes Mill Road, Decatur, GA 30034

Phone: 404-296-1311

Vendor ID# 122816

Quarterly Scores (Grades)

Current Quarter Score (Grade)

Q1: 102.45 (A+)

Q2: N/A

102.45%

Q3: N/A

Q4: N/A

(A+)

Program Census Information:

Children in Care During Quarter: 6

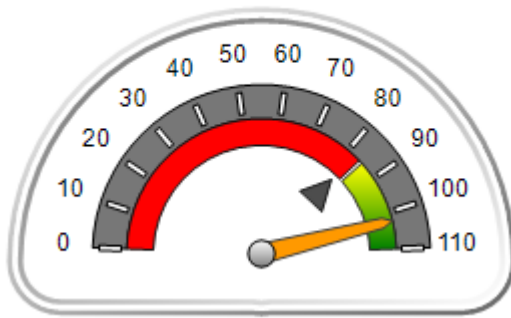
Placements During Quarter: 6

Children in Care On Last Day: 6

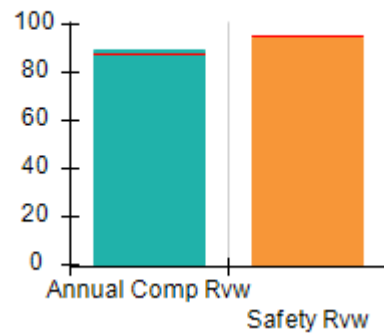
Quarterly Provider Comparisons to All CCIs

▼ indicates average for all CCIs

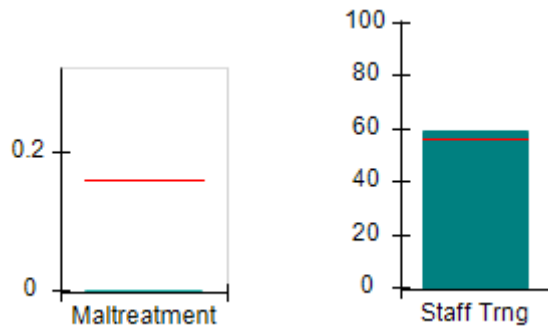
Overall Score (%)



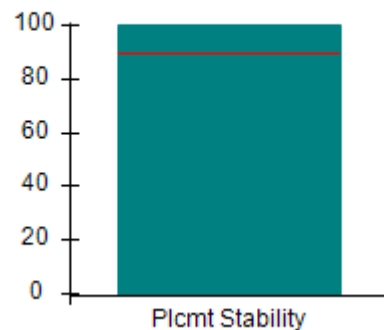
OPM Monitoring Reviews (%)



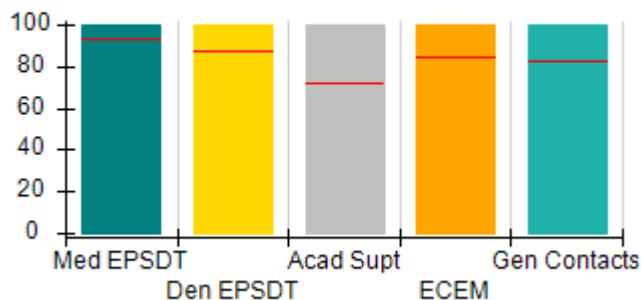
Safety Outcomes (%)



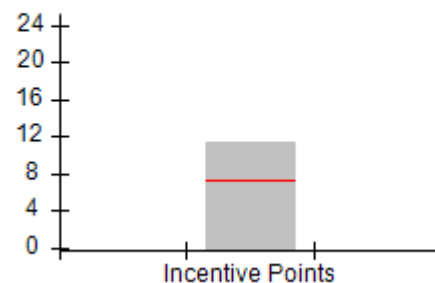
Permanency Outcomes (%)



Well-Being Outcomes (%)



Incentives Earned (Points)





DHS, DFCS, Office of Provider Management
Performance-Based Placement Measures
RBWO Provider GA+SCORECARD - CCI



Report Quarter: Q1 FY2018

Provider/Program Name: Little Debbie's Second Chance Home, Inc. - Flakes Mill (5234) - CCI				
4078 Flakes Mill Road, Decatur, GA 30034 Phone: 404-296-1311 Vendor ID# 122816		Quarterly Scores (Grades)		Current Quarter Score (Grade)
		Q1: 102.45 (A+)	Q2: N/A	102.45% (A+)
		Q3: N/A	Q4: N/A	
Program Census Information:		# Children in Care During Quarter: 6	# Placements During Quarter: 6	# Children in Care On Last Day: 6
	Avg Performance All CCIs (%)	Provider Performance (%)*	Possible Points (Weight)	Provider Points Earned
OPM Monitoring Reviews				
Annual Comprehensive Reviews	88%	90%	25	22.42
Safety Reviews	95%	94%	15	14.13
Monitoring Sub-Total			40	36.55
CCI Safety Outcomes				
Incidence of Maltreatment	0.16%	No Substantiated Reports	10	10.00
Staff Training	56%	59%	10	5.90
Safety Sub-Total			20	15.90
CCI Permanency Outcomes				
Placement Stability	90%	100%	15	15.00
Permanency Sub-Total			15	15.00
CCI Well-Being Outcomes				
EPSDT Medical Visits	93%	100%	4	4.00
EPSDT Dental Visits	87%	100%	4	4.00
Academic Supports	72%	100%	3	3.00
Provider ECEM Visits	84%	100%	7	7.00
Provider General Contacts	82%	100%	7	7.00
Placements with Siblings	41%	50%	Not Scored	Not Scored
Placements within Legal County	17%	Not Eligible	Not Scored	Not Scored
Well-Being Sub-Total			25	25.00
*Performance calculation descriptions can be found in the FY 2018 RBWO PBP Measurements and Standards Guide.				

Monitoring & Outcomes: Possible Points = 100	Points Earned = 92.45
Score Before Incentives Credit	92.45%
Incentives Awarded	10.00 pts
PBP Verification	N/A pts
Total Score	102.45%



DHS, DFCS, Office of Provider Management
Performance-Based Placement Measures
RBWO Provider GA+SCORECARD - CCI



Report Quarter: Q1 FY2018

Provider/Program Name: Little Debbie's Second Chance Home, Inc. - Flakes Mill (5234) - CCI

Program Census Information:		# Children in Care During Quarter: 6	# Placements During Quarter: 6	# Children in Care On Last Day: 6
CCI Incentive Credits	Avg Performance All CCIs (Points)	Provider Performance (%)*	Possible Points (Weight)	Provider Points Earned
Early EPSDT Medical Visits		100%	2	2.00
Early EPSDT Dental Visits		100%	2	2.00
Permanency Contacts		None Planned	5	
Additional Academic Supports		67%	2	1.34
Active Agency Accreditation		50%	4	2.00
Staff Clinical Licensure		0%	5	0.00
Behavior Management (threshold = 0)		100%	4	4.00
Incentives Total	7.35		24	11.34
Maximum total combined incentive credit allowed is 10 points.			Incentives Awarded	10.00

*Performance calculation descriptions can be found in the FY 2018 RBWO PBP Measurements and Standards Guide.

Child Protective Services Investigations and Dispositions

The following investigations data, which is not used for scoring but is considered significant to a provider's performance, is from Georgia SHINES and is not considered final or complete until the end of the fiscal year.

Total Reports:	0
Number Screened In:	0
Number Screened Out:	0
Number Substantiated:	0
Number Unsubstantiated:	0
Number Active CPS Investigations:	0



DHS, DFCS, Office of Provider Management

Performance-Based Placement Measures

RBWO Provider GA+SCORECARD - CCI



Report Quarter: Q1 FY2018

Provider/Program Name: Little Debbie's Second Chance Home, Inc. - Joseph's Ladder (5133) - CCI

411 Rays Road, Stone Mountain, GA 30083

Phone: 404-296-1311

Vendor ID# 111817

Quarterly Scores (Grades)

Current Quarter Score (Grade)

Q1: 100.81 (A+)

Q2: N/A

100.81%

Q3: N/A

Q4: N/A

(A+)

Program Census Information:

Children in Care During Quarter: 8

Placements During Quarter: 8

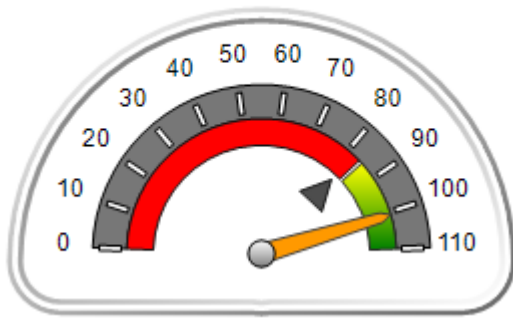
Children in Care On Last Day: 6

Quarterly Provider Comparisons to All CCIs

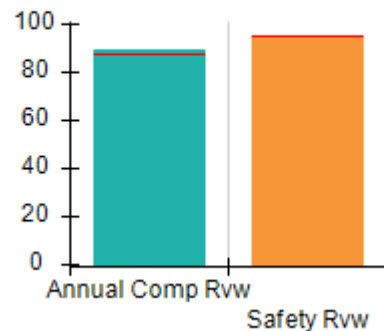


indicates average for all CCIs

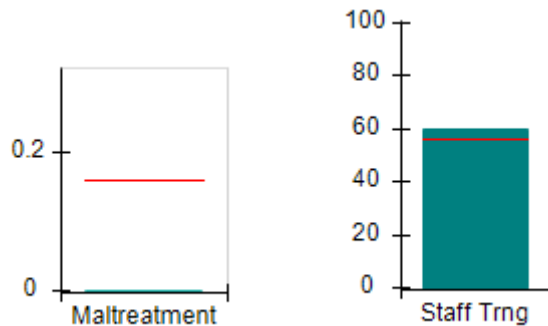
Overall Score (%)



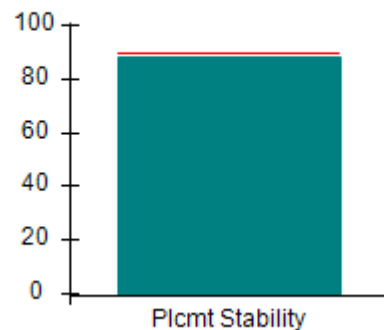
OPM Monitoring Reviews (%)



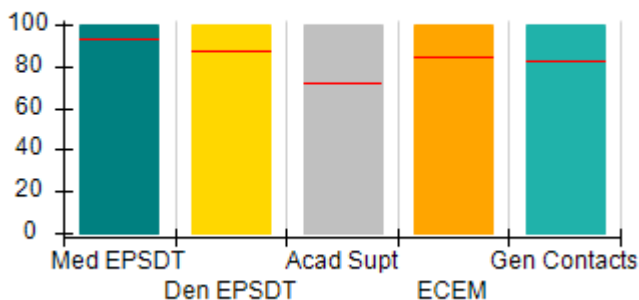
Safety Outcomes (%)



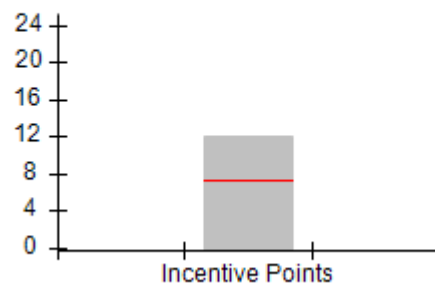
Permanency Outcomes (%)



Well-Being Outcomes (%)



Incentives Earned (Points)





Performance-Based Placement Measures

RBWO Provider GA+SCORECARD - CCI

Report Quarter: Q1 FY2018

Provider/Program Name: Little Debbie's Second Chance Home, Inc. - Joseph's Ladder (5133) - CCI				
411 Rays Road, Stone Mountain, GA 30083		Quarterly Scores (Grades)		Current Quarter Score (Grade)
Phone: 404-296-1311		Q1: 100.81 (A+)	Q2: N/A	100.81% (A+)
Vendor ID# 111817		Q3: N/A	Q4: N/A	
Program Census Information:		# Children in Care During Quarter: 8	# Placements During Quarter: 8	# Children in Care On Last Day: 6
	Avg Performance All CCIs (%)	Provider Performance (%)*	Possible Points (Weight)	Provider Points Earned
OPM Monitoring Reviews				
Annual Comprehensive Reviews	88%	89%	25	22.33
Safety Reviews	95%	95%	15	14.28
Monitoring Sub-Total			40	36.61
CCI Safety Outcomes				
Incidence of Maltreatment	0.16%	No Substantiated Reports	10	10.00
Staff Training	56%	60%	10	6.00
Safety Sub-Total			20	16.00
CCI Permanency Outcomes				
Placement Stability	90%	88%	15	13.20
Permanency Sub-Total			15	13.20
CCI Well-Being Outcomes				
EPSDT Medical Visits	93%	100%	4	4.00
EPSDT Dental Visits	87%	100%	4	4.00
Academic Supports	72%	100%	3	3.00
Provider ECEM Visits	84%	100%	7	7.00
Provider General Contacts	82%	100%	7	7.00
Placements with Siblings	41%	0%	Not Scored	Not Scored
Placements within Legal County	17%	50%	Not Scored	Not Scored
Well-Being Sub-Total			25	25.00
*Performance calculation descriptions can be found in the FY 2018 RBWO PBP Measurements and Standards Guide.				

Monitoring & Outcomes: Possible Points = 100		Points Earned = 90.81	
Score Before Incentives Credit			90.81%
Incentives Awarded			10.00 pts
PBP Verification			N/A pts
Total Score			100.81%



DHS, DFCS, Office of Provider Management
Performance-Based Placement Measures
RBWO Provider GA+SCORECARD - CCI



Report Quarter: Q1 FY2018

Provider/Program Name: Little Debbie's Second Chance Home, Inc. - Joseph's Ladder (5133) - CCI

Program Census Information:		# Children in Care During Quarter: 8	# Placements During Quarter: 8	# Children in Care On Last Day: 6
CCI Incentive Credits	Avg Performance All CCIs (Points)	Provider Performance (%)*	Possible Points (Weight)	Provider Points Earned
Early EPSDT Medical Visits		100%	2	2.00
Early EPSDT Dental Visits		100%	2	2.00
Permanency Contacts		0%	5	0.00
Additional Academic Supports		100%	2	2.00
Active Agency Accreditation		50%	4	2.00
Staff Clinical Licensure		0%	5	0.00
Behavior Management (threshold = 0)		100%	4	4.00
Incentives Total	7.35		24	12.00
Maximum total combined incentive credit allowed is 10 points.			Incentives Awarded	10.00

*Performance calculation descriptions can be found in the FY 2018 RBWO PBP Measurements and Standards Guide.

Child Protective Services Investigations and Dispositions

The following investigations data, which is not used for scoring but is considered significant to a provider's performance, is from Georgia SHINES and is not considered final or complete until the end of the fiscal year.

Total Reports:	0
Number Screened In:	0
Number Screened Out:	0
Number Substantiated:	0
Number Unsubstantiated:	0
Number Active CPS Investigations:	0



DHS, DFCS, Office of Provider Management

Performance-Based Placement Measures

RBWO Provider GA+SCORECARD - CCI



Report Quarter: Q1 FY2018

Provider/Program Name: Little Debbie's Second Chance Home, Inc. - Rocky Run (5228) - CCI

5107 Rocky Run, Stone Mountain, GA 30088

Phone: 404-296-1311

Vendor ID# 144119

Quarterly Scores (Grades)

Current Quarter Score (Grade)

Q1: 104.57 (A+)

Q2: N/A

104.57%

Q3: N/A

Q4: N/A

(A+)

Program Census Information:

Children in Care During Quarter: 3

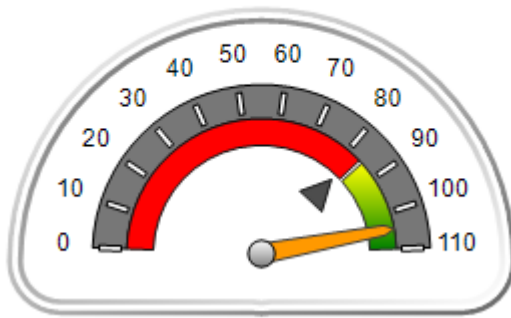
Placements During Quarter: 3

Children in Care On Last Day: 3

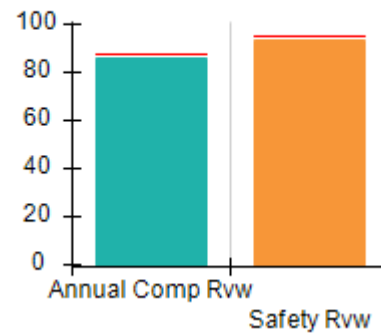
Quarterly Provider Comparisons to All CCIs

▼ indicates average for all CCIs

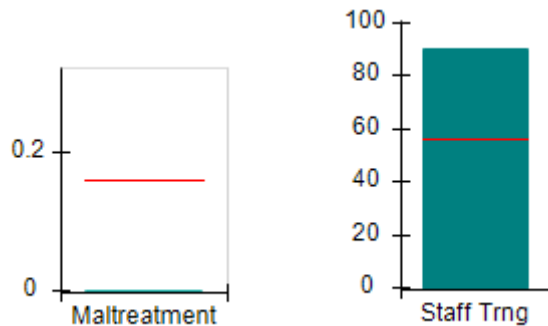
Overall Score (%)



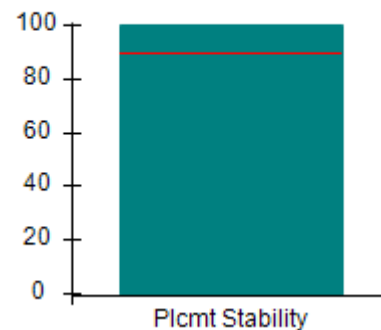
OPM Monitoring Reviews (%)



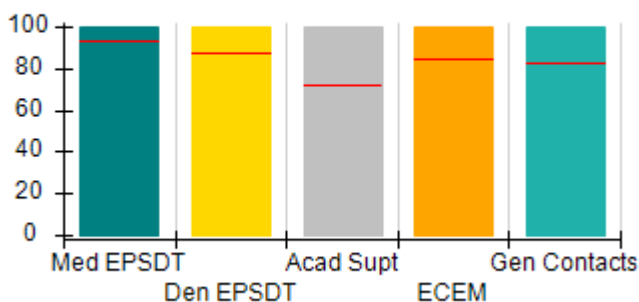
Safety Outcomes (%)



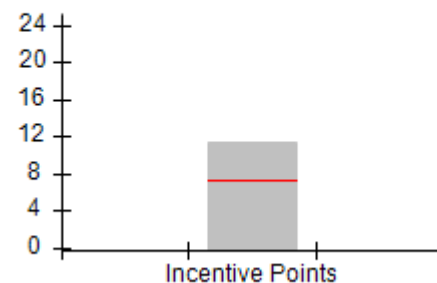
Permanency Outcomes (%)



Well-Being Outcomes (%)



Incentives Earned (Points)





DHS, DFCS, Office of Provider Management
Performance-Based Placement Measures
RBWO Provider GA+SCORECARD - CCI



Report Quarter: Q1 FY2018

Provider/Program Name: Little Debbie's Second Chance Home, Inc. - Rocky Run (5228) - CCI

5107 Rocky Run, Stone Mountain, GA 30088 Phone: 404-296-1311 Vendor ID# 144119	Quarterly Scores (Grades)		Current Quarter Score (Grade)
	Q1: 104.57 (A+)	Q2: N/A	104.57%
	Q3: N/A	Q4: N/A	(A+)

Program Census Information:	# Children in Care During Quarter: 3	# Placements During Quarter: 3	# Children in Care On Last Day: 3
-----------------------------	--------------------------------------	--------------------------------	-----------------------------------

	Avg Performance All CCIs (%)	Provider Performance (%)*	Possible Points (Weight)	Provider Points Earned
--	-------------------------------------	----------------------------------	---------------------------------	-------------------------------

OPM Monitoring Reviews

Annual Comprehensive Reviews	88%	86%	25	21.58
Safety Reviews	95%	93%	15	13.99
Monitoring Sub-Total			40	35.57

CCI Safety Outcomes

Incidence of Maltreatment	0.16%	No Substantiated Reports	10	10.00
Staff Training	56%	90%	10	9.00
Safety Sub-Total			20	19.00

CCI Permanency Outcomes

Placement Stability	90%	100%	15	15.00
Permanency Sub-Total			15	15.00

CCI Well-Being Outcomes

EPSDT Medical Visits	93%	100%	4	4.00
EPSDT Dental Visits	87%	100%	4	4.00
Academic Supports	72%	100%	3	3.00
Provider ECEM Visits	84%	100%	7	7.00
Provider General Contacts	82%	100%	7	7.00
Placements with Siblings	41%	100%	Not Scored	Not Scored
Placements within Legal County	17%	Not Eligible	Not Scored	Not Scored
Well-Being Sub-Total			25	25.00

*Performance calculation descriptions can be found in the FY 2018 RBWO PBP Measurements and Standards Guide.

Monitoring & Outcomes: Possible Points = 100		Points Earned = 94.57	
Score Before Incentives Credit		94.57%	
Incentives Awarded		10.00 pts	
PBP Verification		N/A pts	
Total Score		104.57%	



DHS, DFCS, Office of Provider Management
Performance-Based Placement Measures
RBWO Provider GA+SCORECARD - CCI



Report Quarter: Q1 FY2018

Provider/Program Name: Little Debbie's Second Chance Home, Inc. - Rocky Run (5228) - CCI

Program Census Information:		# Children in Care During Quarter: 3	# Placements During Quarter: 3	# Children in Care On Last Day: 3
CCI Incentive Credits	Avg Performance All CCIs (Points)	Provider Performance (%)*	Possible Points (Weight)	Provider Points Earned
Early EPSDT Medical Visits		100%	2	2.00
Early EPSDT Dental Visits		100%	2	2.00
Permanency Contacts		None Planned	5	
Additional Academic Supports		67%	2	1.34
Active Agency Accreditation		50%	4	2.00
Staff Clinical Licensure		0%	5	0.00
Behavior Management (threshold = 0)		100%	4	4.00
Incentives Total	7.35		24	11.34
Maximum total combined incentive credit allowed is 10 points.			Incentives Awarded	10.00

*Performance calculation descriptions can be found in the FY 2018 RBWO PBP Measurements and Standards Guide.

Child Protective Services Investigations and Dispositions

The following investigations data, which is not used for scoring but is considered significant to a provider's performance, is from Georgia SHINES and is not considered final or complete until the end of the fiscal year.

Total Reports:	0
Number Screened In:	0
Number Screened Out:	0
Number Substantiated:	0
Number Unsubstantiated:	0
Number Active CPS Investigations:	0



DHS, DFCS, Office of Provider Management

Performance-Based Placement Measures

RBWO Provider GA+SCORECARD - CCI



Report Quarter: Q1 FY2018

Provider/Program Name: Little Debbie's Second Chance Home, Inc. - The Cove Maternity Home (5139) - CCI

2046 Stablewood Cove , Lithonia, GA 30058

Phone: 770-609-6380

Vendor ID# 114774

Quarterly Scores (Grades)

Current Quarter Score (Grade)

Q1: 108.04 (A+)

Q2: N/A

108.04%

Q3: N/A

Q4: N/A

(A+)

Program Census Information:

Children in Care During Quarter: 3

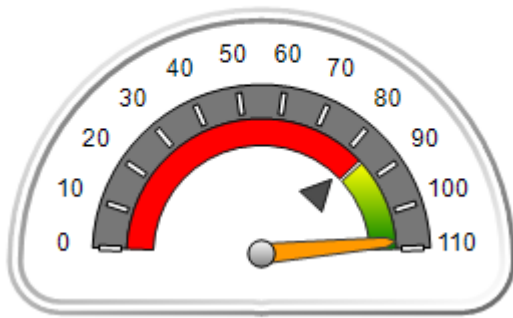
Placements During Quarter: 3

Children in Care On Last Day: 3

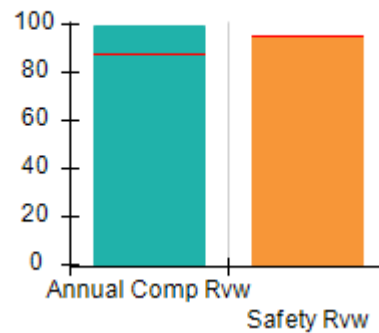
Quarterly Provider Comparisons to All CCIs

▼ indicates average for all CCIs

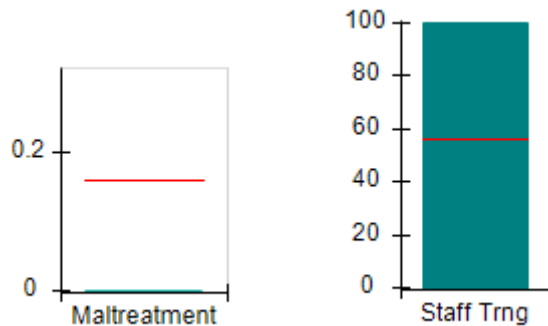
Overall Score (%)



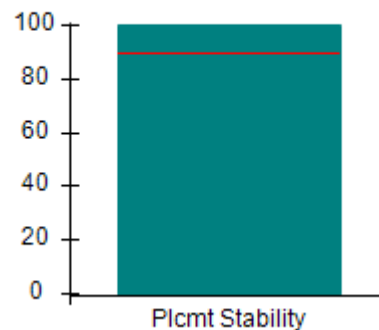
OPM Monitoring Reviews (%)



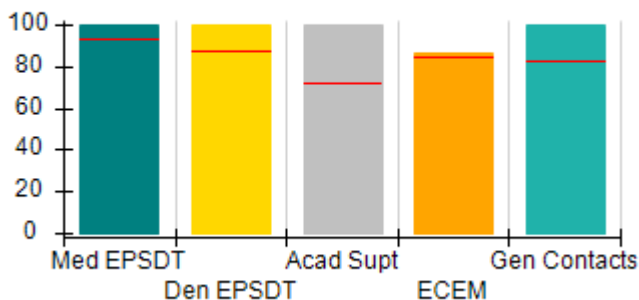
Safety Outcomes (%)



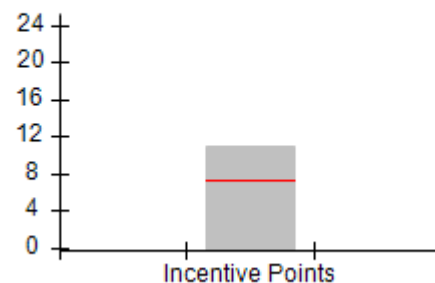
Permanency Outcomes (%)



Well-Being Outcomes (%)



Incentives Earned (Points)





DHS, DFCS, Office of Provider Management
Performance-Based Placement Measures
RBWO Provider GA+SCORECARD - CCI



Report Quarter: Q1 FY2018

Provider/Program Name: Little Debbie's Second Chance Home, Inc. - The Cove Maternity Home (5139) - CCI

2046 Stablewood Cove , Lithonia, GA 30058 Phone: 770-609-6380 Vendor ID# 114774	Quarterly Scores (Grades)		Current Quarter Score (Grade)
	Q1: 108.04 (A+)	Q2: N/A	108.04%
	Q3: N/A	Q4: N/A	(A+)

Program Census Information:	# Children in Care During Quarter: 3	# Placements During Quarter: 3	# Children in Care On Last Day: 3
------------------------------------	---------------------------------------------	---------------------------------------	------------------------------------------

	Avg Performance All CCIs (%)	Provider Performance (%)*	Possible Points (Weight)	Provider Points Earned
--	-------------------------------------	----------------------------------	---------------------------------	-------------------------------

OPM Monitoring Reviews

Annual Comprehensive Reviews	88%	99%	25	24.77
Safety Reviews	95%	95%	15	14.25
Monitoring Sub-Total			40	39.02

CCI Safety Outcomes

Incidence of Maltreatment	0.16%	No Substantiated Reports	10	10.00
Staff Training	56%	100%	10	10.00
Safety Sub-Total			20	20.00

CCI Permanency Outcomes

Placement Stability	90%	100%	15	15.00
Permanency Sub-Total			15	15.00

CCI Well-Being Outcomes

EPSDT Medical Visits	93%	100%	4	4.00
EPSDT Dental Visits	87%	100%	4	4.00
Academic Supports	72%	100%	3	3.00
Provider ECEM Visits	84%	86%	7	6.02
Provider General Contacts	82%	100%	7	7.00
Placements with Siblings	41%	0%	Not Scored	Not Scored
Placements within Legal County	17%	0%	Not Scored	Not Scored
Well-Being Sub-Total			25	24.02

*Performance calculation descriptions can be found in the FY 2018 RBWO PBP Measurements and Standards Guide.

Monitoring & Outcomes: Possible Points = 100		Points Earned = 98.04	
Score Before Incentives Credit		98.04%	
Incentives Awarded		10.00 pts	
PBP Verification		N/A pts	
Total Score		108.04%	



DHS, DFCS, Office of Provider Management
Performance-Based Placement Measures
RBWO Provider GA+SCORECARD - CCI



Report Quarter: Q1 FY2018

Provider/Program Name: Little Debbie's Second Chance Home, Inc. - The Cove Maternity Home (5139) - CCI

Program Census Information:		# Children in Care During Quarter: 3	# Placements During Quarter: 3	# Children in Care On Last Day: 3
CCI Incentive Credits	Avg Performance All CCIs (Points)	Provider Performance (%)*	Possible Points (Weight)	Provider Points Earned
Early EPSDT Medical Visits		100%	2	2.00
Early EPSDT Dental Visits		100%	2	2.00
Permanency Contacts		None Planned	5	
Additional Academic Supports		43%	2	0.86
Active Agency Accreditation		50%	4	2.00
Staff Clinical Licensure		0%	5	0.00
Behavior Management (threshold = 0)		100%	4	4.00
Incentives Total	7.35		24	10.86
Maximum total combined incentive credit allowed is 10 points.			Incentives Awarded	10.00

*Performance calculation descriptions can be found in the FY 2018 RBWO PBP Measurements and Standards Guide.

Child Protective Services Investigations and Dispositions

The following investigations data, which is not used for scoring but is considered significant to a provider's performance, is from Georgia SHINES and is not considered final or complete until the end of the fiscal year.

Total Reports:	0
Number Screened In:	0
Number Screened Out:	0
Number Substantiated:	0
Number Unsubstantiated:	0
Number Active CPS Investigations:	0



DHS, DFCS, Office of Provider Management
Performance-Based Placement Measures
RBWO Provider GA+SCORECARD - CCI



Report Quarter: Q1 FY2018

Provider/Program Name: Macedonia Christian Ministries Inc. - dba Camp David Vision of Hope (5318) - CCI

585 Macedonia Church Rd., Hamilton, GA 31811

Phone: 706-628-8934

Vendor ID# 138557

Quarterly Scores (Grades)

Current Quarter Score (Grade)

Q1: N/A

Q2: N/A

N/A%

Q3: N/A

Q4: N/A

Program Census Information:

Children in Care During Quarter: 0

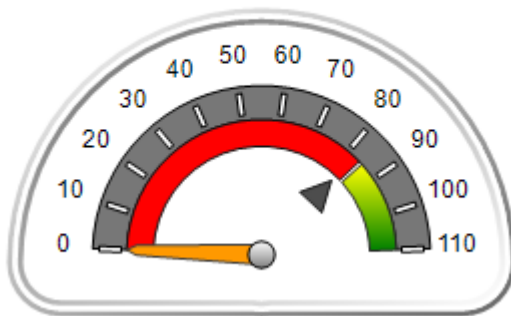
Placements During Quarter: 0

Children in Care On Last Day: 3

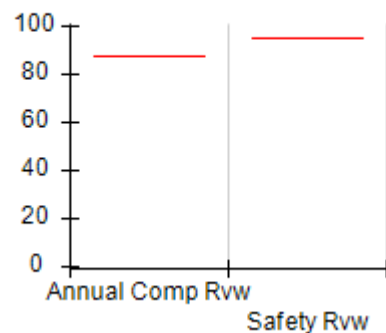
Quarterly Provider Comparisons to All CCIs

▼ indicates average for all CCIs

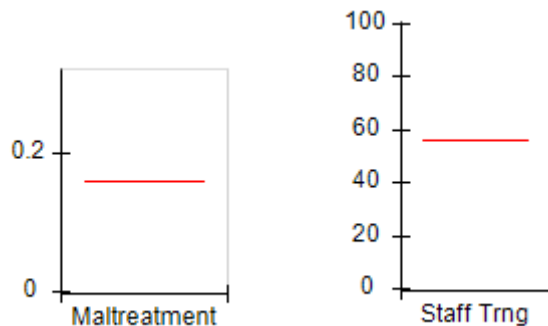
Overall Score (%)



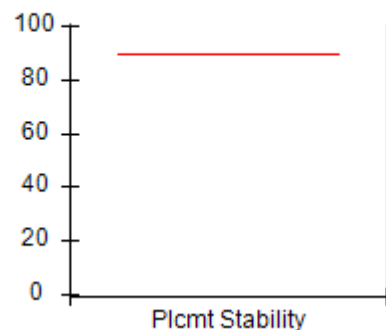
OPM Monitoring Reviews (%)



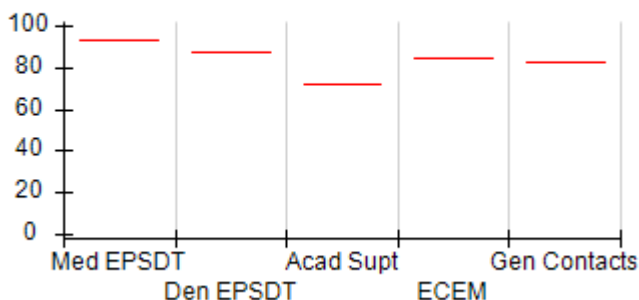
Safety Outcomes (%)




Permanency Outcomes (%)



Well-Being Outcomes (%)



Incentives Earned (Points)





DHS, DFCS, Office of Provider Management
Performance-Based Placement Measures
RBWO Provider GA+SCORECARD - CCI



Report Quarter: Q1 FY2018

Provider/Program Name: Macedonia Christian Ministries Inc. - dba Camp David Vision of Hope (5318) - CCI

585 Macedonia Church Rd., Hamilton, GA 31811 Phone: 706-628-8934 Vendor ID# 138557	Quarterly Scores (Grades)		Current Quarter Score (Grade)
	Q1: N/A	Q2: N/A	N/A%
	Q3: N/A	Q4: N/A	

Program Census Information:	# Children in Care During Quarter: 0	# Placements During Quarter: 0	# Children in Care On Last Day: 3
------------------------------------	---------------------------------------------	---------------------------------------	------------------------------------------

	Avg Performance All CCIs (%)	Provider Performance (%)*	Possible Points (Weight)	Provider Points Earned
--	-------------------------------------	----------------------------------	---------------------------------	-------------------------------

OPM Monitoring Reviews

Annual Comprehensive Reviews	88%	Not Yet Conducted		
Safety Reviews	95%	Not Yet Conducted		
Monitoring Sub-Total				0.00

CCI Safety Outcomes

Incidence of Maltreatment	0.16%	Not Eligible		
Staff Training	56%	Not Eligible		
Safety Sub-Total			N/A	

CCI Permanency Outcomes

Placement Stability	90%	Not Eligible		
Permanency Sub-Total			N/A	

CCI Well-Being Outcomes

EPSDT Medical Visits	93%	Not Eligible		
EPSDT Dental Visits	87%	Not Eligible		
Academic Supports	72%	Not Eligible		
Provider ECEM Visits	84%	Not Eligible		
Provider General Contacts	82%	Not Eligible		
Placements with Siblings	41%	Not Eligible	Not Scored	Not Scored
Placements within Legal County	17%	Not Eligible	Not Scored	Not Scored
Well-Being Sub-Total			N/A	

*Performance calculation descriptions can be found in the FY 2018 RBWO PBP Measurements and Standards Guide.

Monitoring & Outcomes: Possible Points = 0	Points Earned = N/A
Score Before Incentives Credit	N/A
Incentives Awarded	0.00 pts
PBP Verification	N/A pts
Total Score	N/A%



DHS, DFCS, Office of Provider Management
Performance-Based Placement Measures
RBWO Provider GA+SCORECARD - CCI



Report Quarter: Q1 FY2018

Provider/Program Name: Macedonia Christian Ministries Inc. - dba Camp David Vision of Hope (5318) - CCI

Program Census Information:		# Children in Care During Quarter: 0	# Placements During Quarter: 0	# Children in Care On Last Day: 3
CCI Incentive Credits	Avg Performance All CCIs (Points)	Provider Performance (%)*	Possible Points (Weight)	Provider Points Earned
Early EPSDT Medical Visits		Not Eligible	2	
Early EPSDT Dental Visits		Not Eligible	2	
Permanency Contacts		None Planned	5	
Additional Academic Supports		Not Eligible	2	
Active Agency Accreditation		0%	4	0.00
Staff Clinical Licensure		0%	5	0.00
Behavior Management (threshold = 0)		0%	4	
Incentives Total	7.35		24	0.00
Maximum total combined incentive credit allowed is 10 points.			Incentives Awarded	0.00

*Performance calculation descriptions can be found in the FY 2018 RBWO PBP Measurements and Standards Guide.

Child Protective Services Investigations and Dispositions

The following investigations data, which is not used for scoring but is considered significant to a provider's performance, is from Georgia SHINES and is not considered final or complete until the end of the fiscal year.

Total Reports:	1
Number Screened In:	1
Number Screened Out:	0
Number Substantiated:	0
Number Unsubstantiated:	0
Number Active CPS Investigations:	1



DHS, DFCS, Office of Provider Management
Performance-Based Placement Measures
RBWO Provider GA+SCORECARD - CCI
Report Quarter: Q1 FY2018



Provider/Program Name: Marcella's Community Safe House - (5173) - CCI

1286 Shuman Road, Statesboro, GA 30461

Phone: 912-587-7496

Vendor ID# 121477

Quarterly Scores (Grades)

Q1: 91.48 (A-)

Q2: N/A

Q3: N/A

Q4: N/A

Current Quarter Score (Grade)

91.48%

(A-)

Program Census Information:

Children in Care During
Quarter: 11

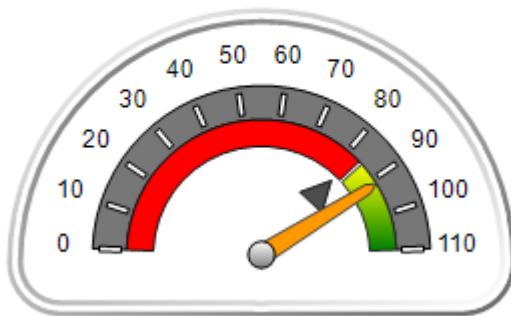
Placements During
Quarter: 11

Children in Care On Last
Day: 6

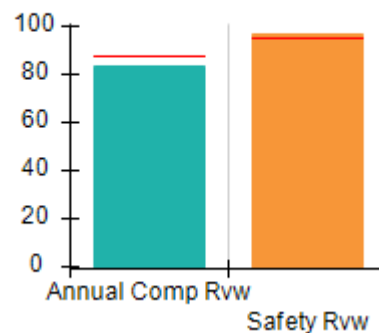
Quarterly Provider Comparisons to All CCIs

▼ — indicates average for all CCIs

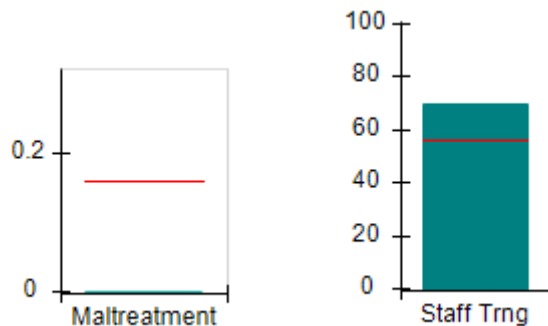
Overall Score (%)



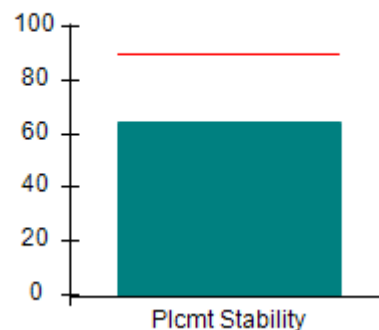
OPM Monitoring Reviews (%)



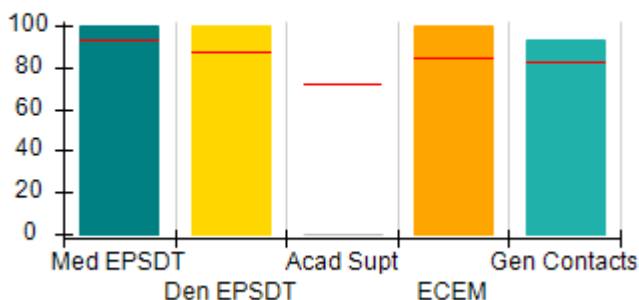
Safety Outcomes (%)



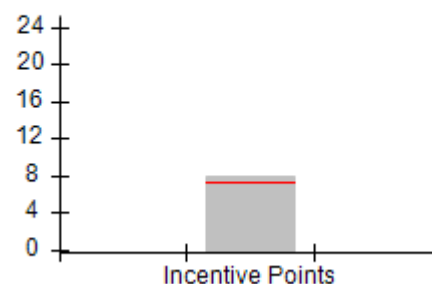
Permanency Outcomes (%)



Well-Being Outcomes (%)



Incentives Earned (Points)





DHS, DFCS, Office of Provider Management
Performance-Based Placement Measures
RBWO Provider GA+SCORECARD - CCI
Report Quarter: Q1 FY2018



Provider/Program Name: Marcella's Community Safe House - (5173) - CCI				
1286 Shuman Road, Statesboro, GA 30461		Quarterly Scores (Grades)		Current Quarter Score (Grade)
Phone: 912-587-7496		Q1: 91.48 (A-)	Q2: N/A	91.48% (A-)
Vendor ID# 121477		Q3: N/A	Q4: N/A	
Program Census Information:		# Children in Care During Quarter: 11	# Placements During Quarter: 11	# Children in Care On Last Day: 6
	Avg Performance All CCIs (%)	Provider Performance (%)*	Possible Points (Weight)	Provider Points Earned
OPM Monitoring Reviews				
Annual Comprehensive Reviews	88%	83%	25	20.79
Safety Reviews	95%	97%	15	14.58
Monitoring Sub-Total			40	35.37
CCI Safety Outcomes				
Incidence of Maltreatment	0.16%	No Substantiated Reports	10	10.00
Staff Training	56%	70%	10	7.00
Safety Sub-Total			20	17.00
CCI Permanency Outcomes				
Placement Stability	90%	64%	15	9.60
Permanency Sub-Total			15	9.60
CCI Well-Being Outcomes				
EPSDT Medical Visits	93%	100%	4	4.00
EPSDT Dental Visits	87%	100%	4	4.00
Academic Supports	72%	0%	3	0.00
Provider ECEM Visits	84%	100%	7	7.00
Provider General Contacts	82%	93%	7	6.51
Placements with Siblings	41%	Not Eligible	Not Scored	Not Scored
Placements within Legal County	17%	0%	Not Scored	Not Scored
Well-Being Sub-Total			25	21.51
*Performance calculation descriptions can be found in the FY 2018 RBWO PBP Measurements and Standards Guide.				

Monitoring & Outcomes: Possible Points = 100	Points Earned = 83.48
Score Before Incentives Credit	83.48%
Incentives Awarded	8.00 pts
PBP Verification	N/A pts
Total Score	91.48%



DHS, DFCS, Office of Provider Management
Performance-Based Placement Measures
RBWO Provider GA+SCORECARD - CCI
Report Quarter: Q1 FY2018



Provider/Program Name: Marcella's Community Safe House - (5173) - CCI

Program Census Information:		# Children in Care During Quarter: 11	# Placements During Quarter: 11	# Children in Care On Last Day: 6
CCI Incentive Credits	Avg Performance All CCIs (Points)	Provider Performance (%)*	Possible Points (Weight)	Provider Points Earned
Early EPSDT Medical Visits		100%	2	2.00
Early EPSDT Dental Visits		100%	2	2.00
Permanency Contacts		0%	5	0.00
Additional Academic Supports		0%	2	0.00
Active Agency Accreditation		0%	4	0.00
Staff Clinical Licensure		0%	5	0.00
Behavior Management (threshold = 0)		100%	4	4.00
Incentives Total	7.35		24	8.00
Maximum total combined incentive credit allowed is 10 points.			Incentives Awarded	8.00

*Performance calculation descriptions can be found in the FY 2018 RBWO PBP Measurements and Standards Guide.

Child Protective Services Investigations and Dispositions

The following investigations data, which is not used for scoring but is considered significant to a provider's performance, is from Georgia SHINES and is not considered final or complete until the end of the fiscal year.

Total Reports:	0	
Number Screened In:	0	
Number Screened Out:	0	
Number Substantiated:	0	
Number Unsubstantiated:	0	
Number Active CPS Investigations:	0	



DHS, DFCS, Office of Provider Management
Performance-Based Placement Measures
RBWO Provider GA+SCORECARD - CCI
Report Quarter: Q1 FY2018



Provider/Program Name: Matthew III Outreach, Inc. - (5275) - CCI

527 Railroad St., Fort Valley, GA 31030

Phone: 478-845-0747

Vendor ID# 143350

Program Census Information:

Children in Care During
Quarter: 5

Placements During
Quarter: 5

Children in Care On Last
Day: 3

Quarterly Scores (Grades)

**Current Quarter Score
(Grade)**

Q1: 71.45 (C-)

Q2: N/A

71.45%

Q3: N/A

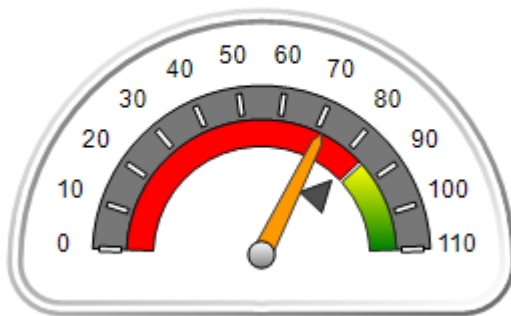
Q4: N/A

(C-)

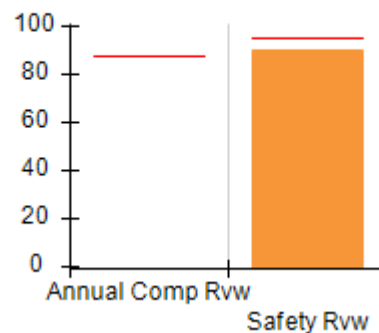
Quarterly Provider Comparisons to All CCIs

▼ — indicates average for all CCIs

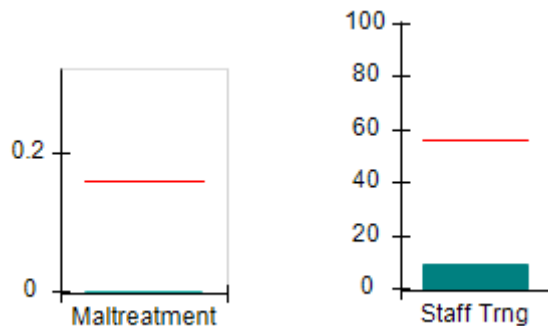
Overall Score (%)



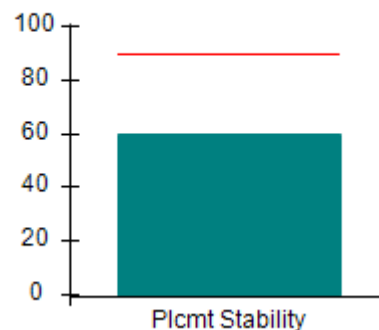
OPM Monitoring Reviews (%)



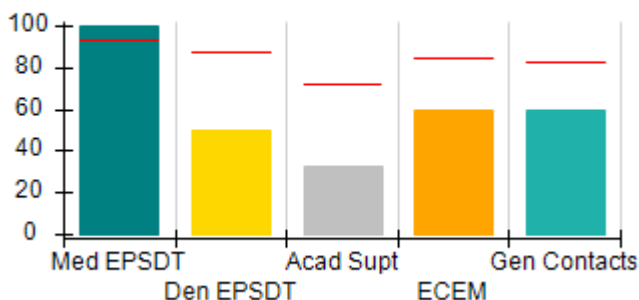
Safety Outcomes (%)



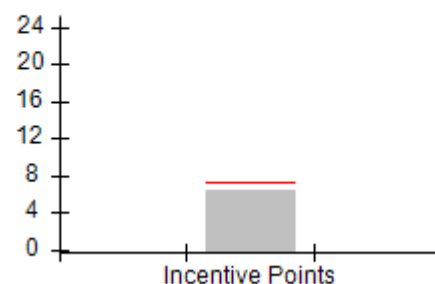
Permanency Outcomes (%)



Well-Being Outcomes (%)



Incentives Earned (Points)





DHS, DFCS, Office of Provider Management
Performance-Based Placement Measures
RBWO Provider GA+SCORECARD - CCI
Report Quarter: Q1 FY2018



Provider/Program Name: Matthew III Outreach, Inc. - (5275) - CCI				
527 Railroad St., Fort Valley, GA 31030 Phone: 478-845-0747 Vendor ID# 143350		Quarterly Scores (Grades)		Current Quarter Score (Grade)
		Q1: 71.45 (C-)	Q2: N/A	71.45% (C-)
		Q3: N/A	Q4: N/A	
Program Census Information:		# Children in Care During Quarter: 5	# Placements During Quarter: 5	# Children in Care On Last Day: 3
	Avg Performance All CCIs (%)	Provider Performance (%)*	Possible Points (Weight)	Provider Points Earned
OPM Monitoring Reviews				
Annual Comprehensive Reviews	88%	Not Yet Conducted		
Safety Reviews	95%	90%	15	13.50
Monitoring Sub-Total			15	13.50
CCI Safety Outcomes				
Incidence of Maltreatment	0.16%	No Substantiated Reports	10	10.00
Staff Training	56%	9%	10	0.90
Safety Sub-Total			20	10.90
CCI Permanency Outcomes				
Placement Stability	90%	60%	15	9.00
Permanency Sub-Total			15	9.00
CCI Well-Being Outcomes				
EPSDT Medical Visits	93%	100%	4	4.00
EPSDT Dental Visits	87%	50%	4	2.00
Academic Supports	72%	33%	3	0.99
Provider ECEM Visits	84%	60%	7	4.20
Provider General Contacts	82%	60%	7	4.20
Placements with Siblings	41%	Not Eligible	Not Scored	Not Scored
Placements within Legal County	17%	0%	Not Scored	Not Scored
Well-Being Sub-Total			25	15.39
*Performance calculation descriptions can be found in the FY 2018 RBWO PBP Measurements and Standards Guide.				

Monitoring & Outcomes: Possible Points = 75		Points Earned = 48.79	
Score Before Incentives Credit			65.05%
Incentives Awarded			6.40 pts
PBP Verification			N/A pts
Total Score			71.45%



DHS, DFCS, Office of Provider Management
Performance-Based Placement Measures
RBWO Provider GA+SCORECARD - CCI
Report Quarter: Q1 FY2018



Provider/Program Name: Matthew III Outreach, Inc. - (5275) - CCI

Program Census Information:		# Children in Care During Quarter: 5	# Placements During Quarter: 5	# Children in Care On Last Day: 3
CCI Incentive Credits	Avg Performance All CCIs (Points)	Provider Performance (%)*	Possible Points (Weight)	Provider Points Earned
Early EPSDT Medical Visits		100%	2	2.00
Early EPSDT Dental Visits		0%	2	0.00
Permanency Contacts		None Planned	5	
Additional Academic Supports		20%	2	0.40
Active Agency Accreditation		0%	4	0.00
Staff Clinical Licensure		0%	5	0.00
Behavior Management (threshold = 0)		100%	4	4.00
Incentives Total	7.35		24	6.40
Maximum total combined incentive credit allowed is 10 points.			Incentives Awarded	6.40

*Performance calculation descriptions can be found in the FY 2018 RBWO PBP Measurements and Standards Guide.

Child Protective Services Investigations and Dispositions

The following investigations data, which is not used for scoring but is considered significant to a provider's performance, is from Georgia SHINES and is not considered final or complete until the end of the fiscal year.

Total Reports:	0	
Number Screened In:	0	
Number Screened Out:	0	
Number Substantiated:	0	
Number Unsubstantiated:	0	
Number Active CPS Investigations:	0	



DHS, DFCS, Office of Provider Management
Performance-Based Placement Measures
RBWO Provider GA+SCORECARD - CCI
 Report Quarter: Q1 FY2018



Provider/Program Name: Mentoring Youth Services - (5122) - CCI

2700 1st Avenue, Columbus, GA 31904

Phone: 706-984-0161

Vendor ID# 91958

Quarterly Scores (Grades)

Q1: 89.74 (B+)

Q2: N/A

Q3: N/A

Q4: N/A

Current Quarter Score (Grade)

89.74%

(B+)

Program Census Information:

Children in Care During Quarter: 5

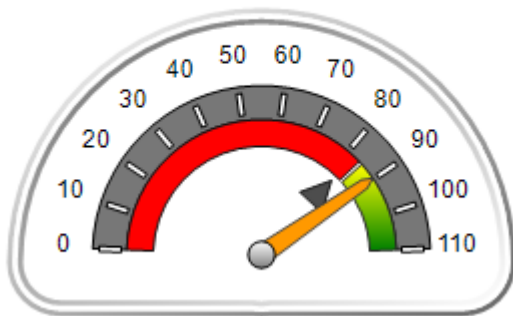
Placements During Quarter: 5

Children in Care On Last Day: 0

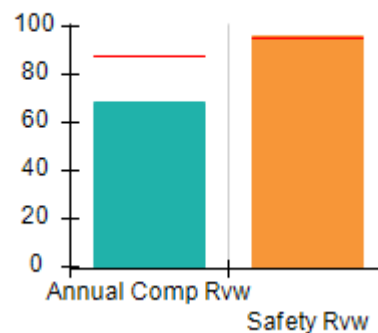
Quarterly Provider Comparisons to All CCIs

▼ — indicates average for all CCIs

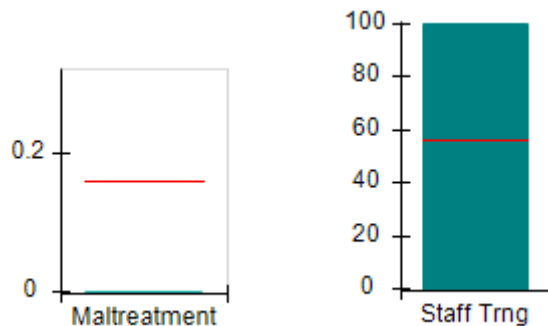
Overall Score (%)



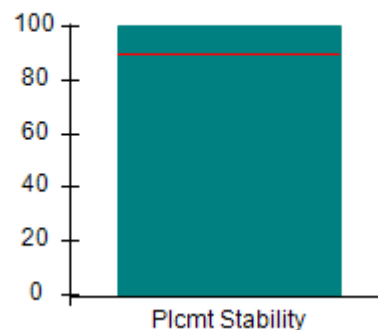
OPM Monitoring Reviews (%)



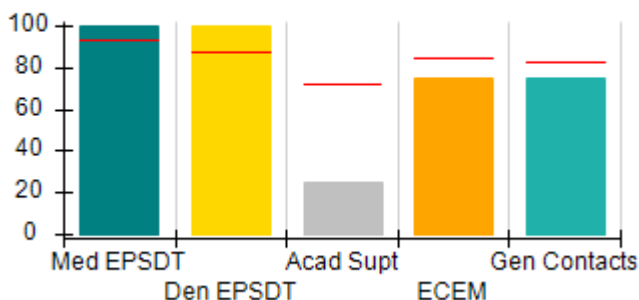
Safety Outcomes (%)



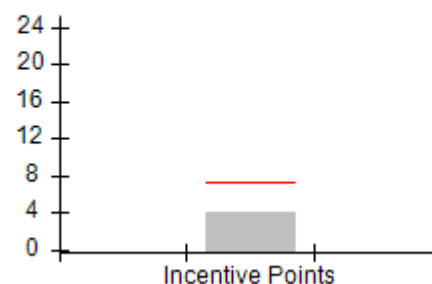
Permanency Outcomes (%)



Well-Being Outcomes (%)



Incentives Earned (Points)





DHS, DFCS, Office of Provider Management
Performance-Based Placement Measures
RBWO Provider GA+SCORECARD - CCI
Report Quarter: Q1 FY2018



Provider/Program Name: Mentoring Youth Services - (5122) - CCI				
2700 1st Avenue, Columbus, GA 31904		Quarterly Scores (Grades)		Current Quarter Score (Grade)
Phone: 706-984-0161		Q1: 89.74 (B+)	Q2: N/A	89.74% (B+)
Vendor ID# 91958		Q3: N/A	Q4: N/A	
Program Census Information:		# Children in Care During Quarter: 5	# Placements During Quarter: 5	# Children in Care On Last Day: 0
	Avg Performance All CCIs (%)	Provider Performance (%)*	Possible Points (Weight)	Provider Points Earned
OPM Monitoring Reviews				
Annual Comprehensive Reviews	88%	68%	25	17.11
Safety Reviews	95%	96%	15	14.38
Monitoring Sub-Total			40	31.49
CCI Safety Outcomes				
Incidence of Maltreatment	0.16%	No Substantiated Reports	10	10.00
Staff Training	56%	100%	10	10.00
Safety Sub-Total			20	20.00
CCI Permanency Outcomes				
Placement Stability	90%	100%	15	15.00
Permanency Sub-Total			15	15.00
CCI Well-Being Outcomes				
EPSDT Medical Visits	93%	100%	4	4.00
EPSDT Dental Visits	87%	100%	4	4.00
Academic Supports	72%	25%	3	0.75
Provider ECEM Visits	84%	75%	7	5.25
Provider General Contacts	82%	75%	7	5.25
Placements with Siblings	41%	Not Eligible	Not Scored	Not Scored
Placements within Legal County	17%	Not Eligible	Not Scored	Not Scored
Well-Being Sub-Total			25	19.25
*Performance calculation descriptions can be found in the FY 2018 RBWO PBP Measurements and Standards Guide.				

Monitoring & Outcomes: Possible Points = 100	Points Earned = 85.74
Score Before Incentives Credit	85.74%
Incentives Awarded	4.00 pts
PBP Verification	N/A pts
Total Score	89.74%



DHS, DFCS, Office of Provider Management
Performance-Based Placement Measures
RBWO Provider GA+SCORECARD - CCI
Report Quarter: Q1 FY2018



Provider/Program Name: Mentoring Youth Services - (5122) - CCI

Program Census Information:		# Children in Care During Quarter: 5	# Placements During Quarter: 5	# Children in Care On Last Day: 0
CCI Incentive Credits	Avg Performance All CCIs (Points)	Provider Performance (%)*	Possible Points (Weight)	Provider Points Earned
Early EPSDT Medical Visits		Not Eligible	2	
Early EPSDT Dental Visits		Not Eligible	2	
Permanency Contacts		0%	5	0.00
Additional Academic Supports		0%	2	0.00
Active Agency Accreditation		0%	4	0.00
Staff Clinical Licensure		0%	5	0.00
Behavior Management (threshold = 0)		100%	4	4.00
Incentives Total	7.35		24	4.00
Maximum total combined incentive credit allowed is 10 points.			Incentives Awarded	4.00

*Performance calculation descriptions can be found in the FY 2018 RBWO PBP Measurements and Standards Guide.

Child Protective Services Investigations and Dispositions

The following investigations data, which is not used for scoring but is considered significant to a provider's performance, is from Georgia SHINES and is not considered final or complete until the end of the fiscal year.

Total Reports:	0	
Number Screened In:	0	
Number Screened Out:	0	
Number Substantiated:	0	
Number Unsubstantiated:	0	
Number Active CPS Investigations:	0	



DHS, DFCS, Office of Provider Management

Performance-Based Placement Measures

RBWO Provider GA+SCORECARD - CCI

Report Quarter: Q1 FY2018



Provider/Program Name: Mentoring Youth Services - 6th Avenue (5226) - CCI

2021 6th Avenue, Columbus, GA 31904

Phone: 706-442-0687

Vendor ID# 118388

Quarterly Scores (Grades)

Q1: 95.12 (A)

Q2: N/A

Q3: N/A

Q4: N/A

Current Quarter Score (Grade)

95.12%

(A)

Program Census Information:

Children in Care During Quarter: 6

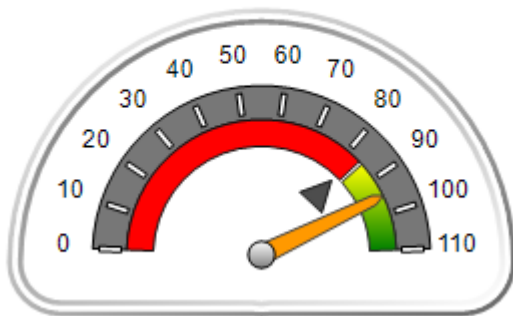
Placements During Quarter: 6

Children in Care On Last Day: 1

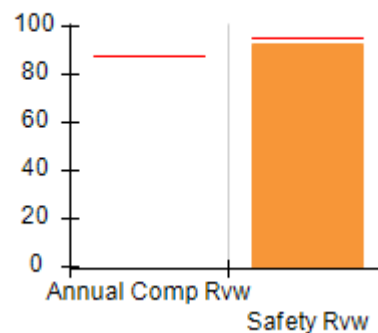
Quarterly Provider Comparisons to All CCIs

▼ — indicates average for all CCIs

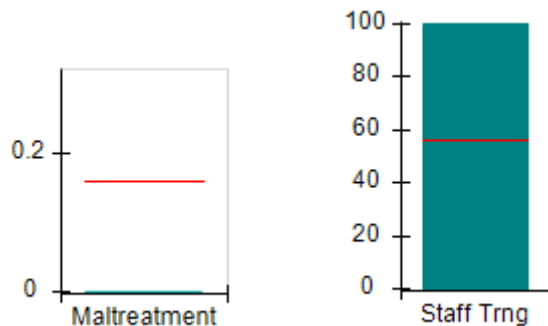
Overall Score (%)



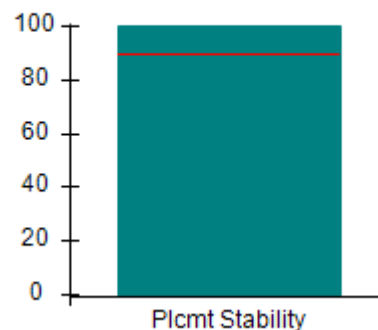
OPM Monitoring Reviews (%)



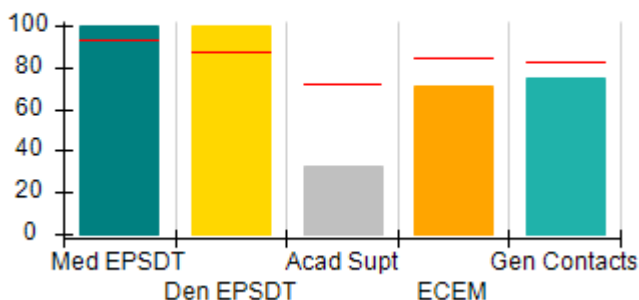
Safety Outcomes (%)



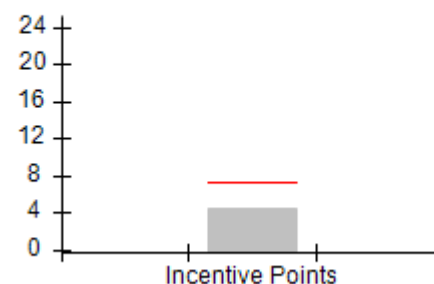
Permanency Outcomes (%)



Well-Being Outcomes (%)



Incentives Earned (Points)





DHS, DFCS, Office of Provider Management
Performance-Based Placement Measures
RBWO Provider GA+SCORECARD - CCI
Report Quarter: Q1 FY2018



Provider/Program Name: Mentoring Youth Services - 6th Avenue (5226) - CCI				
2021 6th Avenue, Columbus, GA 31904 Phone: 706-442-0687 Vendor ID# 118388		Quarterly Scores (Grades)		Current Quarter Score (Grade)
		Q1: 95.12 (A)	Q2: N/A	95.12% (A)
		Q3: N/A	Q4: N/A	
Program Census Information:		# Children in Care During Quarter: 6	# Placements During Quarter: 6	# Children in Care On Last Day: 1
	Avg Performance All CCIs (%)	Provider Performance (%)*	Possible Points (Weight)	Provider Points Earned
OPM Monitoring Reviews				
Annual Comprehensive Reviews	88%	Not Yet Conducted		
Safety Reviews	95%	93%	15	13.88
Monitoring Sub-Total			15	13.88
CCI Safety Outcomes				
Incidence of Maltreatment	0.16%	No Substantiated Reports	10	10.00
Staff Training	56%	100%	10	10.00
Safety Sub-Total			20	20.00
CCI Permanency Outcomes				
Placement Stability	90%	100%	15	15.00
Permanency Sub-Total			15	15.00
CCI Well-Being Outcomes				
EPSDT Medical Visits	93%	100%	4	4.00
EPSDT Dental Visits	87%	100%	4	4.00
Academic Supports	72%	33%	3	0.99
Provider ECEM Visits	84%	71%	7	4.97
Provider General Contacts	82%	75%	7	5.25
Placements with Siblings	41%	0%	Not Scored	Not Scored
Placements within Legal County	17%	Not Eligible	Not Scored	Not Scored
Well-Being Sub-Total			25	19.21
*Performance calculation descriptions can be found in the FY 2018 RBWO PBP Measurements and Standards Guide.				

Monitoring & Outcomes: Possible Points = 75		Points Earned = 68.09	
Score Before Incentives Credit			90.78%
Incentives Awarded			4.34 pts
PBP Verification			N/A pts
Total Score			95.12%



DHS, DFCS, Office of Provider Management
Performance-Based Placement Measures
RBWO Provider GA+SCORECARD - CCI
Report Quarter: Q1 FY2018



Provider/Program Name: Mentoring Youth Services - 6th Avenue (5226) - CCI

Program Census Information:		# Children in Care During Quarter: 6	# Placements During Quarter: 6	# Children in Care On Last Day: 1
CCI Incentive Credits	Avg Performance All CCIs (Points)	Provider Performance (%)*	Possible Points (Weight)	Provider Points Earned
Early EPSDT Medical Visits		Not Eligible	2	
Early EPSDT Dental Visits		Not Eligible	2	
Permanency Contacts		0%	5	0.00
Additional Academic Supports		17%	2	0.34
Active Agency Accreditation		0%	4	0.00
Staff Clinical Licensure		0%	5	0.00
Behavior Management (threshold = 0)		100%	4	4.00
Incentives Total	7.35		24	4.34
Maximum total combined incentive credit allowed is 10 points.			Incentives Awarded	4.34

*Performance calculation descriptions can be found in the FY 2018 RBWO PBP Measurements and Standards Guide.

Child Protective Services Investigations and Dispositions

The following investigations data, which is not used for scoring but is considered significant to a provider's performance, is from Georgia SHINES and is not considered final or complete until the end of the fiscal year.

Total Reports:	2	
Number Screened In:	2	
Number Screened Out:	0	
Number Substantiated:	0	
Number Unsubstantiated:	3	
Number Active CPS Investigations:	-1	



DHS, DFCS, Office of Provider Management
Performance-Based Placement Measures
RBWO Provider GA+SCORECARD - CCI



Report Quarter: Q1 FY2018

Provider/Program Name: Methodist Home for Children & Youth, The - Arabella (1016) - CCI

9308 GA Hwy 85, Waverly Hall, GA 31831

Phone: 706-582-3843

Vendor ID# 71217

Quarterly Scores (Grades)

Q1: 104.53 (A+)

Q2: N/A

Q3: N/A

Q4: N/A

Current Quarter Score (Grade)

104.53%
(A+)

Program Census Information:

Children in Care During Quarter: 11

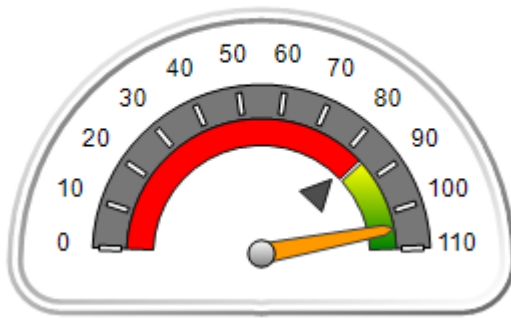
Placements During Quarter: 11

Children in Care On Last Day: 6

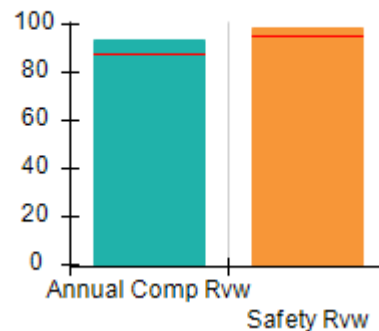
Quarterly Provider Comparisons to All CCIs

▼ — indicates average for all CCIs

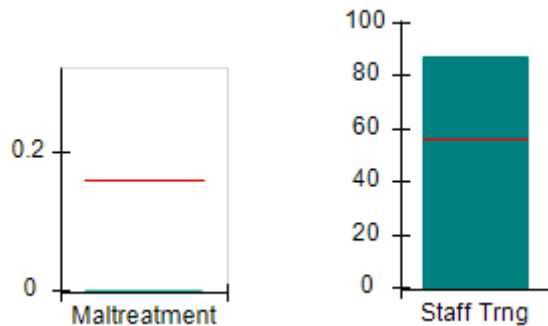
Overall Score (%)



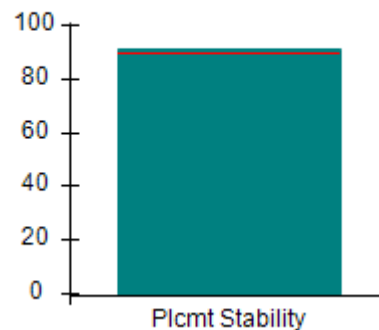
OPM Monitoring Reviews (%)



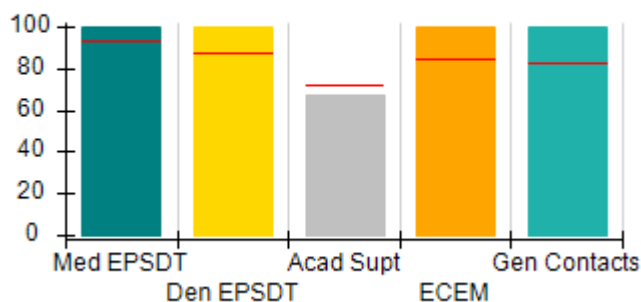
Safety Outcomes (%)



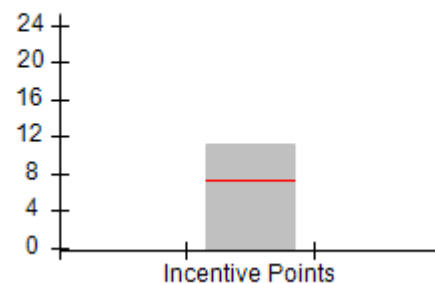
Permanency Outcomes (%)



Well-Being Outcomes (%)



Incentives Earned (Points)





Performance-Based Placement Measures

RBWO Provider GA+SCORECARD - CCI

Report Quarter: Q1 FY2018

Provider/Program Name: Methodist Home for Children & Youth, The - Arabella (1016) - CCI				
9308 GA Hwy 85, Waverly Hall, GA 31831 Phone: 706-582-3843 Vendor ID# 71217		Quarterly Scores (Grades)		Current Quarter Score (Grade)
		Q1: 104.53 (A+)	Q2: N/A	104.53% (A+)
		Q3: N/A	Q4: N/A	
Program Census Information:		# Children in Care During Quarter: 11	# Placements During Quarter: 11	# Children in Care On Last Day: 6
	Avg Performance All CCIs (%)	Provider Performance (%)*	Possible Points (Weight)	Provider Points Earned
OPM Monitoring Reviews				
Annual Comprehensive Reviews	88%	94%	25	23.41
Safety Reviews	95%	98%	15	14.76
Monitoring Sub-Total			40	38.17
CCI Safety Outcomes				
Incidence of Maltreatment	0.16%	No Substantiated Reports	10	10.00
Staff Training	56%	87%	10	8.70
Safety Sub-Total			20	18.70
CCI Permanency Outcomes				
Placement Stability	90%	91%	15	13.65
Permanency Sub-Total			15	13.65
CCI Well-Being Outcomes				
EPSDT Medical Visits	93%	100%	4	4.00
EPSDT Dental Visits	87%	100%	4	4.00
Academic Supports	72%	67%	3	2.01
Provider ECEM Visits	84%	100%	7	7.00
Provider General Contacts	82%	100%	7	7.00
Placements with Siblings	41%	75%	Not Scored	Not Scored
Placements within Legal County	17%	0%	Not Scored	Not Scored
Well-Being Sub-Total			25	24.01
*Performance calculation descriptions can be found in the FY 2018 RBWO PBP Measurements and Standards Guide.				

Monitoring & Outcomes: Possible Points = 100		Points Earned = 94.53	
Score Before Incentives Credit			94.53%
Incentives Awarded			10.00 pts
PBP Verification			N/A pts
Total Score			104.53%



DHS, DFCS, Office of Provider Management
Performance-Based Placement Measures
RBWO Provider GA+SCORECARD - CCI



Report Quarter: Q1 FY2018

Provider/Program Name: Methodist Home for Children & Youth, The - Arabella (1016) - CCI

Program Census Information:		# Children in Care During Quarter: 11	# Placements During Quarter: 11	# Children in Care On Last Day: 6
CCI Incentive Credits	Avg Performance All CCIs (Points)	Provider Performance (%)*	Possible Points (Weight)	Provider Points Earned
Early EPSDT Medical Visits		100%	2	2.00
Early EPSDT Dental Visits		100%	2	2.00
Permanency Contacts		None Planned	5	
Additional Academic Supports		56%	2	1.12
Active Agency Accreditation		50%	4	2.00
Staff Clinical Licensure		0%	5	0.00
Behavior Management (threshold = 0)		100%	4	4.00
Incentives Total	7.35		24	11.12
Maximum total combined incentive credit allowed is 10 points.			Incentives Awarded	10.00

*Performance calculation descriptions can be found in the FY 2018 RBWO PBP Measurements and Standards Guide.

Child Protective Services Investigations and Dispositions

The following investigations data, which is not used for scoring but is considered significant to a provider's performance, is from Georgia SHINES and is not considered final or complete until the end of the fiscal year.

Total Reports:	0
Number Screened In:	0
Number Screened Out:	0
Number Substantiated:	0
Number Unsubstantiated:	0
Number Active CPS Investigations:	0



DHS, DFCS, Office of Provider Management
Performance-Based Placement Measures
RBWO Provider GA+SCORECARD - CCI



Report Quarter: Q1 FY2018

Provider/Program Name: Methodist Home for Children & Youth, The - dba Americus Group Home (749) - CCI

102 Mill Creek Rd., Americus, GA 31709

Phone: 229-924-9550

Vendor ID# 35463

Quarterly Scores (Grades)

Current Quarter Score (Grade)

Q1: 96.10 (A)

Q2: N/A

96.10%

Q3: N/A

Q4: N/A

(A)

Program Census Information:

Children in Care During Quarter: 10

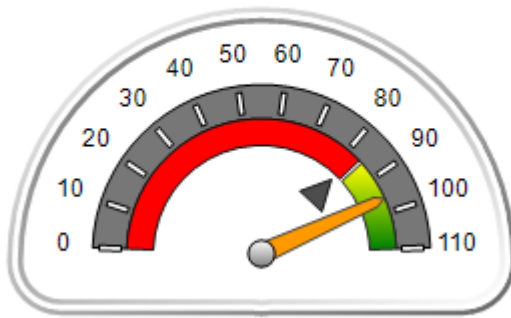
Placements During Quarter: 10

Children in Care On Last Day: 7

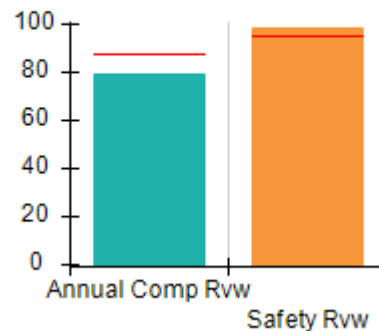
Quarterly Provider Comparisons to All CCIs

▼ indicates average for all CCIs

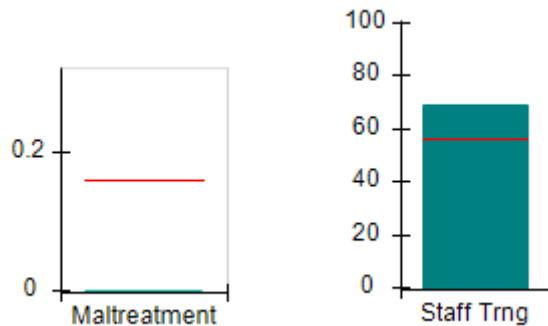
Overall Score (%)



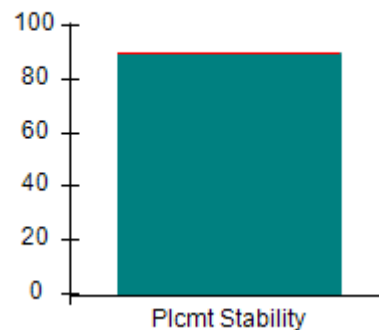
OPM Monitoring Reviews (%)



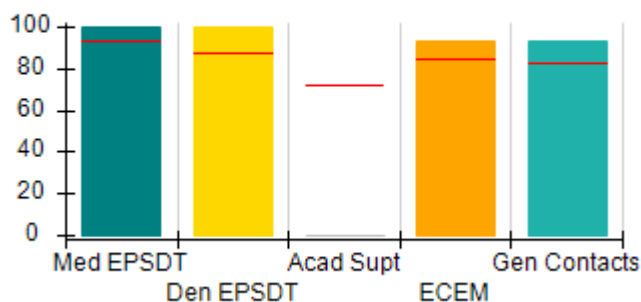
Safety Outcomes (%)



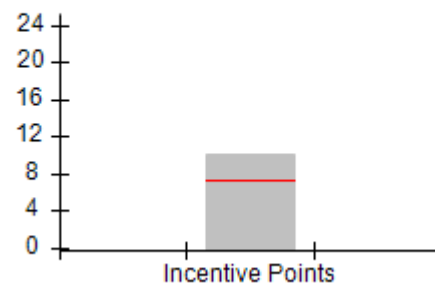
Permanency Outcomes (%)



Well-Being Outcomes (%)



Incentives Earned (Points)





Performance-Based Placement Measures

RBWO Provider GA+SCORECARD - CCI

Report Quarter: Q1 FY2018

Provider/Program Name: Methodist Home for Children & Youth, The - dba Americus Group Home (749) - CCI				
102 Mill Creek Rd., Americus, GA 31709 Phone: 229-924-9550 Vendor ID# 35463		Quarterly Scores (Grades)		Current Quarter Score (Grade)
		Q1: 96.10 (A)	Q2: N/A	96.10% (A)
		Q3: N/A	Q4: N/A	
Program Census Information:		# Children in Care During Quarter: 10	# Placements During Quarter: 10	# Children in Care On Last Day: 7
	Avg Performance All CCIs (%)	Provider Performance (%)*	Possible Points (Weight)	Provider Points Earned
OPM Monitoring Reviews				
Annual Comprehensive Reviews	88%	80%	25	19.88
Safety Reviews	95%	99%	15	14.80
Monitoring Sub-Total			40	34.68
CCI Safety Outcomes				
Incidence of Maltreatment	0.16%	No Substantiated Reports	10	10.00
Staff Training	56%	69%	10	6.90
Safety Sub-Total			20	16.90
CCI Permanency Outcomes				
Placement Stability	90%	90%	15	13.50
Permanency Sub-Total			15	13.50
CCI Well-Being Outcomes				
EPSDT Medical Visits	93%	100%	4	4.00
EPSDT Dental Visits	87%	100%	4	4.00
Academic Supports	72%	0%	3	0.00
Provider ECEM Visits	84%	93%	7	6.51
Provider General Contacts	82%	93%	7	6.51
Placements with Siblings	41%	Not Eligible	Not Scored	Not Scored
Placements within Legal County	17%	0%	Not Scored	Not Scored
Well-Being Sub-Total			25	21.02
*Performance calculation descriptions can be found in the FY 2018 RBWO PBP Measurements and Standards Guide.				

Monitoring & Outcomes: Possible Points = 100		Points Earned = 86.10	
Score Before Incentives Credit			86.10%
Incentives Awarded			10.00 pts
PBP Verification			N/A pts
Total Score			96.10%



DHS, DFCS, Office of Provider Management
Performance-Based Placement Measures
RBWO Provider GA+SCORECARD - CCI



Report Quarter: Q1 FY2018

Provider/Program Name: Methodist Home for Children & Youth, The - dba Americus Group Home (749) - CCI

Program Census Information:		# Children in Care During Quarter: 10	# Placements During Quarter: 10	# Children in Care On Last Day: 7
CCI Incentive Credits	Avg Performance All CCIs (Points)	Provider Performance (%)*	Possible Points (Weight)	Provider Points Earned
Early EPSDT Medical Visits		100%	2	2.00
Early EPSDT Dental Visits		100%	2	2.00
Permanency Contacts		None Planned	5	
Additional Academic Supports		0%	2	0.00
Active Agency Accreditation		50%	4	2.00
Staff Clinical Licensure		0%	5	0.00
Behavior Management (threshold = 0)		100%	4	4.00
Incentives Total	7.35		24	10.00
Maximum total combined incentive credit allowed is 10 points.			Incentives Awarded	10.00

*Performance calculation descriptions can be found in the FY 2018 RBWO PBP Measurements and Standards Guide.

Child Protective Services Investigations and Dispositions

The following investigations data, which is not used for scoring but is considered significant to a provider's performance, is from Georgia SHINES and is not considered final or complete until the end of the fiscal year.

Total Reports:	0
Number Screened In:	0
Number Screened Out:	0
Number Substantiated:	0
Number Unsubstantiated:	0
Number Active CPS Investigations:	0



DHS, DFCS, Office of Provider Management
Performance-Based Placement Measures
RBWO Provider GA+SCORECARD - CCI



Report Quarter: Q1 FY2018

Provider/Program Name: Methodist Home for Children & Youth, The - dba St. Marys Group Home (750) - CCI

3296 Winding Road, St. Marys, GA 31558

Phone: 912-882-7770

Vendor ID# 35459

Quarterly Scores (Grades)

Current Quarter Score (Grade)

Q1: 106.03 (A+)

Q2: N/A

106.03%

Q3: N/A

Q4: N/A

(A+)

Program Census Information:

Children in Care During Quarter: 12

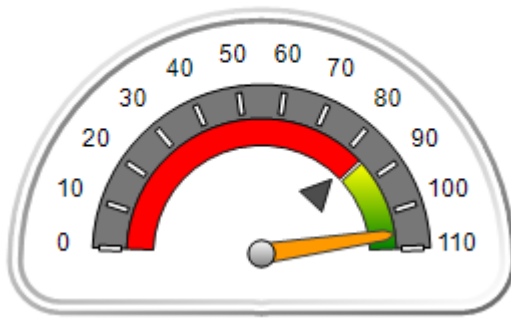
Placements During Quarter: 13

Children in Care On Last Day: 9

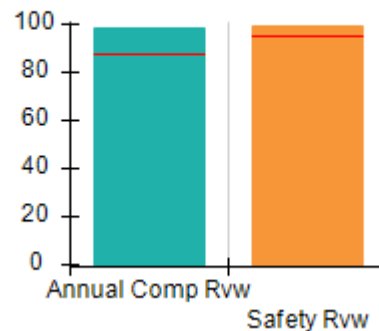
Quarterly Provider Comparisons to All CCIs

▼ indicates average for all CCIs

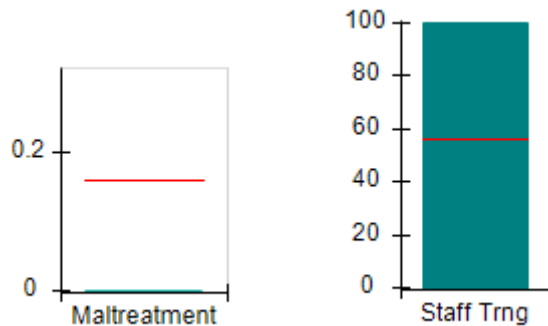
Overall Score (%)



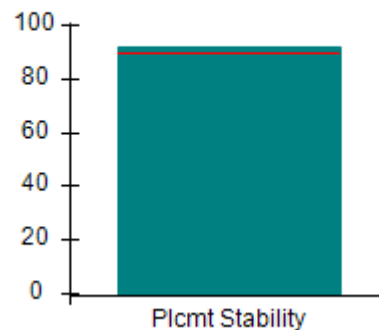
OPM Monitoring Reviews (%)



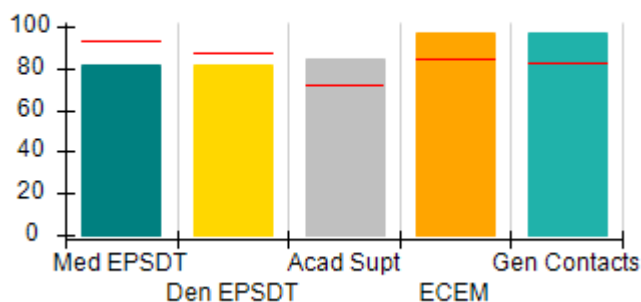
Safety Outcomes (%)



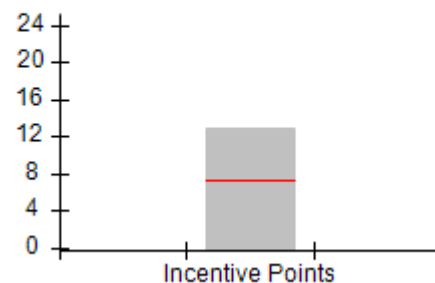
Permanency Outcomes (%)



Well-Being Outcomes (%)



Incentives Earned (Points)





Performance-Based Placement Measures RBWO Provider GA+SCORECARD - CCI

Report Quarter: Q1 FY2018

Provider/Program Name: Methodist Home for Children & Youth, The - dba St. Marys Group Home (750) - CCI				
3296 Winding Road, St. Marys, GA 31558		Quarterly Scores (Grades)		Current Quarter Score (Grade)
Phone: 912-882-7770		Q1: 106.03 (A+)	Q2: N/A	106.03% (A+)
Vendor ID# 35459		Q3: N/A	Q4: N/A	
Program Census Information:		# Children in Care During Quarter: 12	# Placements During Quarter: 13	# Children in Care On Last Day: 9
	Avg Performance All CCIs (%)	Provider Performance (%)*	Possible Points (Weight)	Provider Points Earned
OPM Monitoring Reviews				
Annual Comprehensive Reviews	88%	99%	25	24.66
Safety Reviews	95%	99%	15	14.91
Monitoring Sub-Total			40	39.57
CCI Safety Outcomes				
Incidence of Maltreatment	0.16%	No Substantiated Reports	10	10.00
Staff Training	56%	100%	10	10.00
Safety Sub-Total			20	20.00
CCI Permanency Outcomes				
Placement Stability	90%	92%	15	13.80
Permanency Sub-Total			15	13.80
CCI Well-Being Outcomes				
EPSDT Medical Visits	93%	82%	4	3.28
EPSDT Dental Visits	87%	82%	4	3.28
Academic Supports	72%	84%	3	2.52
Provider ECEM Visits	84%	97%	7	6.79
Provider General Contacts	82%	97%	7	6.79
Placements with Siblings	41%	29%	Not Scored	Not Scored
Placements within Legal County	17%	0%	Not Scored	Not Scored
Well-Being Sub-Total			25	22.66
*Performance calculation descriptions can be found in the FY 2018 RBWO PBP Measurements and Standards Guide.				

Monitoring & Outcomes: Possible Points = 100		Points Earned = 96.03	
Score Before Incentives Credit			96.03%
Incentives Awarded			10.00 pts
PBP Verification			N/A pts
Total Score			106.03%



DHS, DFCS, Office of Provider Management
Performance-Based Placement Measures
RBWO Provider GA+SCORECARD - CCI



Report Quarter: Q1 FY2018

Provider/Program Name: Methodist Home for Children & Youth, The - dba St. Marys Group Home (750) - CCI

Program Census Information:		# Children in Care During Quarter: 12	# Placements During Quarter: 13	# Children in Care On Last Day: 9
CCI Incentive Credits	Avg Performance All CCIs (Points)	Provider Performance (%)*	Possible Points (Weight)	Provider Points Earned
Early EPSDT Medical Visits		71%	2	1.42
Early EPSDT Dental Visits		86%	2	1.72
Permanency Contacts		67%	5	3.35
Additional Academic Supports		0%	2	0.00
Active Agency Accreditation		50%	4	2.00
Staff Clinical Licensure		10%	5	0.50
Behavior Management (threshold = 0)		100%	4	4.00
Incentives Total	7.35		24	12.99
Maximum total combined incentive credit allowed is 10 points.			Incentives Awarded	10.00

*Performance calculation descriptions can be found in the FY 2018 RBWO PBP Measurements and Standards Guide.

Child Protective Services Investigations and Dispositions

The following investigations data, which is not used for scoring but is considered significant to a provider's performance, is from Georgia SHINES and is not considered final or complete until the end of the fiscal year.

Total Reports:	2
Number Screened In:	1
Number Screened Out:	1
Number Substantiated:	0
Number Unsubstantiated:	1
Number Active CPS Investigations:	0



DHS, DFCS, Office of Provider Management

Performance-Based Placement Measures

RBWO Provider GA+SCORECARD - CCI



Report Quarter: Q1 FY2018

Provider/Program Name: Methodist Home for Children & Youth, The - dba Valdosta Group Home (752) - CCI

2545 East Park Ave., Valdosta, GA 31605

Phone: 229-247-5100

Vendor ID# 35466

Quarterly Scores (Grades)

Q1: 106.09 (A+)

Q2: N/A

Q3: N/A

Q4: N/A

Current Quarter Score (Grade)

106.09%

(A+)

Program Census Information:

Children in Care During Quarter: 13

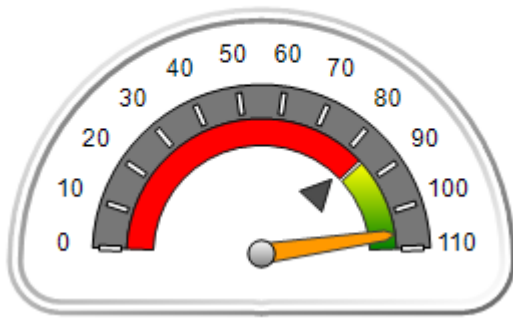
Placements During Quarter: 13

Children in Care On Last Day: 9

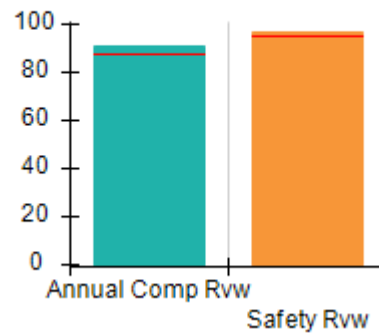
Quarterly Provider Comparisons to All CCIs

▼ indicates average for all CCIs

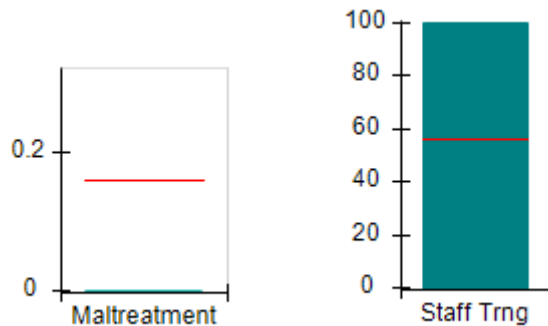
Overall Score (%)



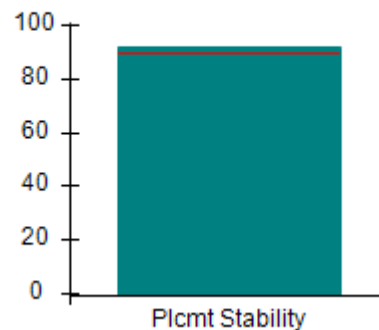
OPM Monitoring Reviews (%)



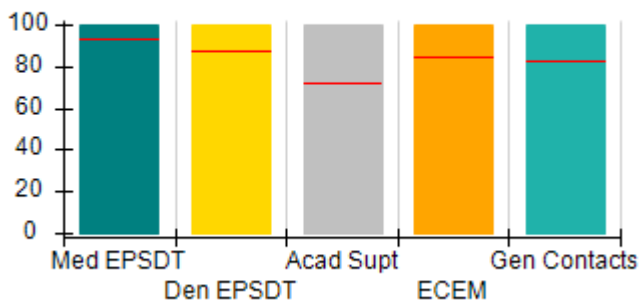
Safety Outcomes (%)



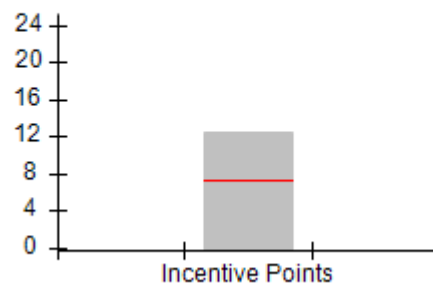
Permanency Outcomes (%)



Well-Being Outcomes (%)



Incentives Earned (Points)





Performance-Based Placement Measures

RBWO Provider GA+SCORECARD - CCI

Report Quarter: Q1 FY2018

Provider/Program Name: Methodist Home for Children & Youth, The - dba Valdosta Group Home (752) - CCI				
2545 East Park Ave., Valdosta, GA 31605		Quarterly Scores (Grades)		Current Quarter Score (Grade)
Phone: 229-247-5100		Q1: 106.09 (A+)	Q2: N/A	106.09% (A+)
Vendor ID# 35466		Q3: N/A	Q4: N/A	
Program Census Information:		# Children in Care During Quarter: 13	# Placements During Quarter: 13	# Children in Care On Last Day: 9
	Avg Performance All CCIs (%)	Provider Performance (%)*	Possible Points (Weight)	Provider Points Earned
OPM Monitoring Reviews				
Annual Comprehensive Reviews	88%	91%	25	22.71
Safety Reviews	95%	97%	15	14.58
Monitoring Sub-Total			40	37.29
CCI Safety Outcomes				
Incidence of Maltreatment	0.16%	No Substantiated Reports	10	10.00
Staff Training	56%	100%	10	10.00
Safety Sub-Total			20	20.00
CCI Permanency Outcomes				
Placement Stability	90%	92%	15	13.80
Permanency Sub-Total			15	13.80
CCI Well-Being Outcomes				
EPSDT Medical Visits	93%	100%	4	4.00
EPSDT Dental Visits	87%	100%	4	4.00
Academic Supports	72%	100%	3	3.00
Provider ECEM Visits	84%	100%	7	7.00
Provider General Contacts	82%	100%	7	7.00
Placements with Siblings	41%	55%	Not Scored	Not Scored
Placements within Legal County	17%	0%	Not Scored	Not Scored
Well-Being Sub-Total			25	25.00
*Performance calculation descriptions can be found in the FY 2018 RBWO PBP Measurements and Standards Guide.				

Monitoring & Outcomes: Possible Points = 100		Points Earned = 96.09	
Score Before Incentives Credit			96.09%
Incentives Awarded			10.00 pts
PBP Verification			N/A pts
Total Score			106.09%



DHS, DFCS, Office of Provider Management
Performance-Based Placement Measures
RBWO Provider GA+SCORECARD - CCI



Report Quarter: Q1 FY2018

Provider/Program Name: Methodist Home for Children & Youth, The - dba Valdosta Group Home (752) - CCI

Program Census Information:		# Children in Care During Quarter: 13	# Placements During Quarter: 13	# Children in Care On Last Day: 9
CCI Incentive Credits	Avg Performance All CCIs (Points)	Provider Performance (%)*	Possible Points (Weight)	Provider Points Earned
Early EPSDT Medical Visits		100%	2	2.00
Early EPSDT Dental Visits		100%	2	2.00
Permanency Contacts		None Planned	5	
Additional Academic Supports		100%	2	2.00
Active Agency Accreditation		50%	4	2.00
Staff Clinical Licensure		10%	5	0.50
Behavior Management (threshold = 0)		100%	4	4.00
Incentives Total	7.35		24	12.50
Maximum total combined incentive credit allowed is 10 points.			Incentives Awarded	10.00

*Performance calculation descriptions can be found in the FY 2018 RBWO PBP Measurements and Standards Guide.

Child Protective Services Investigations and Dispositions

The following investigations data, which is not used for scoring but is considered significant to a provider's performance, is from Georgia SHINES and is not considered final or complete until the end of the fiscal year.

Total Reports:	0
Number Screened In:	0
Number Screened Out:	0
Number Substantiated:	0
Number Unsubstantiated:	0
Number Active CPS Investigations:	0



DHS, DFCS, Office of Provider Management
Performance-Based Placement Measures
RBWO Provider GA+SCORECARD - CCI
Report Quarter: Q1 FY2018



Provider/Program Name: Methodist Home for Children & Youth, The - Macon (754) - CCI

304 Pierce Ave., Macon, GA 31204

Phone: 478-751-2800

Vendor ID# 35456

Quarterly Scores (Grades)

Q1: 103.15 (A+)

Q2: N/A

Q3: N/A

Q4: N/A

Current Quarter Score (Grade)

103.15%

(A+)

Program Census Information:

Children in Care During
Quarter: 88

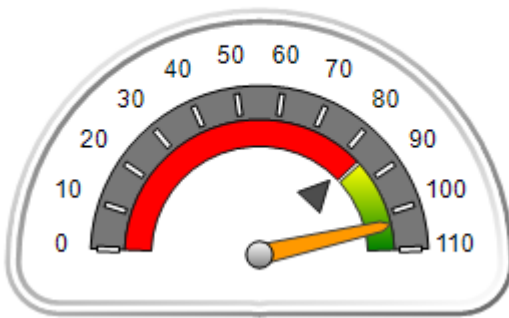
Placements During
Quarter: 89

Children in Care On Last
Day: 65

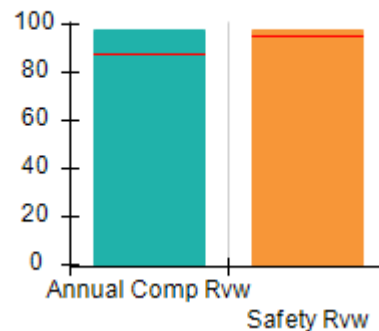
Quarterly Provider Comparisons to All CCIs

▼ indicates average for all CCIs

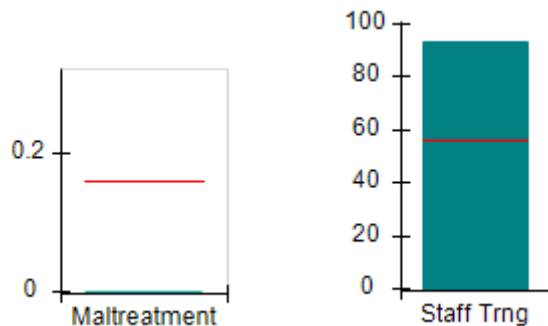
Overall Score (%)



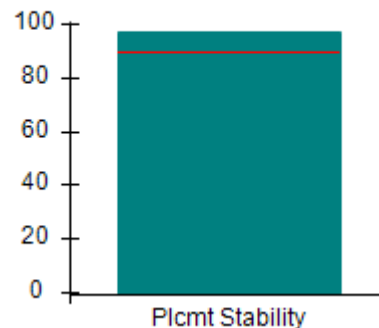
OPM Monitoring Reviews (%)



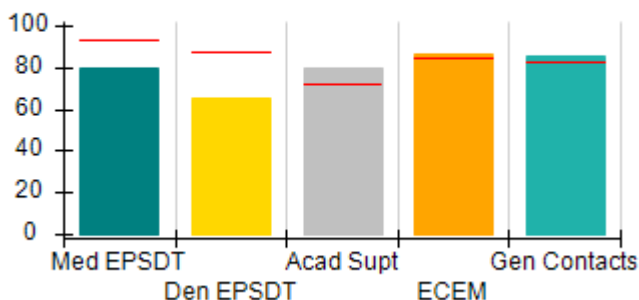
Safety Outcomes (%)



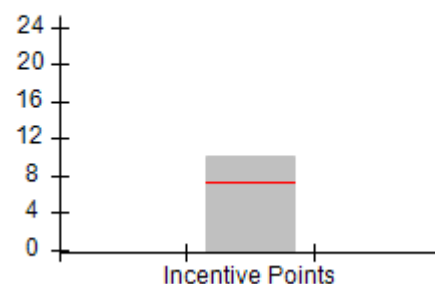
Permanency Outcomes (%)



Well-Being Outcomes (%)



Incentives Earned (Points)





DHS, DFCS, Office of Provider Management
Performance-Based Placement Measures
RBWO Provider GA+SCORECARD - CCI
Report Quarter: Q1 FY2018



Provider/Program Name: Methodist Home for Children & Youth, The - Macon (754) - CCI

304 Pierce Ave., Macon, GA 31204 Phone: 478-751-2800 Vendor ID# 35456	Quarterly Scores (Grades)		Current Quarter Score (Grade)
	Q1: 103.15 (A+)	Q2: N/A	103.15% (A+)
	Q3: N/A	Q4: N/A	

Program Census Information:	# Children in Care During Quarter: 88	# Placements During Quarter: 89	# Children in Care On Last Day: 65
-----------------------------	---------------------------------------	---------------------------------	------------------------------------

	Avg Performance All CCIs (%)	Provider Performance (%)*	Possible Points (Weight)	Provider Points Earned
--	-------------------------------------	----------------------------------	---------------------------------	-------------------------------

OPM Monitoring Reviews

Annual Comprehensive Reviews	88%	98%	25	24.45
Safety Reviews	95%	98%	15	14.70
Monitoring Sub-Total			40	39.15

CCI Safety Outcomes

Incidence of Maltreatment	0.16%	No Substantiated Reports	10	10.00
Staff Training	56%	93%	10	9.30
Safety Sub-Total			20	19.30

CCI Permanency Outcomes

Placement Stability	90%	97%	15	14.55
Permanency Sub-Total			15	14.55

CCI Well-Being Outcomes

EPSDT Medical Visits	93%	80%	4	3.20
EPSDT Dental Visits	87%	65%	4	2.60
Academic Supports	72%	80%	3	2.40
Provider ECEM Visits	84%	86%	7	6.02
Provider General Contacts	82%	85%	7	5.95
Placements with Siblings	41%	35%	Not Scored	Not Scored
Placements within Legal County	17%	26%	Not Scored	Not Scored
Well-Being Sub-Total			25	20.17

*Performance calculation descriptions can be found in the FY 2018 RBWO PBP Measurements and Standards Guide.

Monitoring & Outcomes: Possible Points = 100	Points Earned = 93.17
Score Before Incentives Credit	93.17%
Incentives Awarded	9.98 pts
PBP Verification	N/A pts
Total Score	103.15%



DHS, DFCS, Office of Provider Management
Performance-Based Placement Measures
RBWO Provider GA+SCORECARD - CCI
Report Quarter: Q1 FY2018



Provider/Program Name: Methodist Home for Children & Youth, The - Macon (754) - CCI

Program Census Information:		# Children in Care During Quarter: 88	# Placements During Quarter: 89	# Children in Care On Last Day: 65
CCI Incentive Credits	Avg Performance All CCIs (Points)	Provider Performance (%)*	Possible Points (Weight)	Provider Points Earned
Early EPSDT Medical Visits		35%	2	0.70
Early EPSDT Dental Visits		45%	2	0.90
Permanency Contacts		18%	5	0.90
Additional Academic Supports		49%	2	0.98
Active Agency Accreditation		50%	4	2.00
Staff Clinical Licensure		10%	5	0.50
Behavior Management (threshold = 0)		100%	4	4.00
Incentives Total	7.35		24	9.98
Maximum total combined incentive credit allowed is 10 points.			Incentives Awarded	9.98

*Performance calculation descriptions can be found in the FY 2018 RBWO PBP Measurements and Standards Guide.

Child Protective Services Investigations and Dispositions

The following investigations data, which is not used for scoring but is considered significant to a provider's performance, is from Georgia SHINES and is not considered final or complete until the end of the fiscal year.

Total Reports:	1	
Number Screened In:	0	
Number Screened Out:	1	
Number Substantiated:	0	
Number Unsubstantiated:	0	
Number Active CPS Investigations:	0	



DHS, DFCS, Office of Provider Management

Performance-Based Placement Measures

RBWO Provider GA+SCORECARD - CCI



Report Quarter: Q1 FY2018

Provider/Program Name: Methodist Home for Children & Youth, The - Our House at Carpenter's Way Ranch (1015) - CCI

1645 Hunter Rd., Cataula, GA 31804

Phone: 706-322-5406

Vendor ID# 35257

Quarterly Scores (Grades)		Current Quarter Score (Grade)
Q1: 97.53 (A+)	Q2: N/A	97.53% (A+)
Q3: N/A	Q4: N/A	

Program Census Information:

Children in Care During Quarter: 23

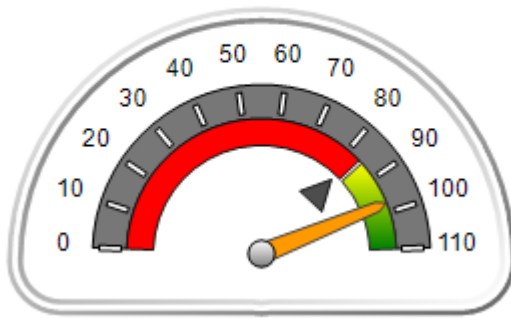
Placements During Quarter: 23

Children in Care On Last Day: 20

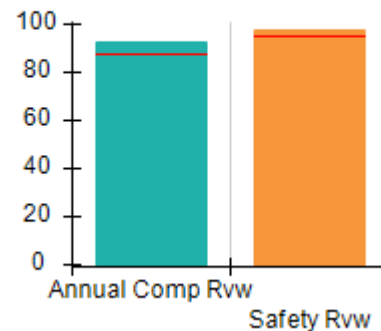
Quarterly Provider Comparisons to All CCIs

▼ indicates average for all CCIs

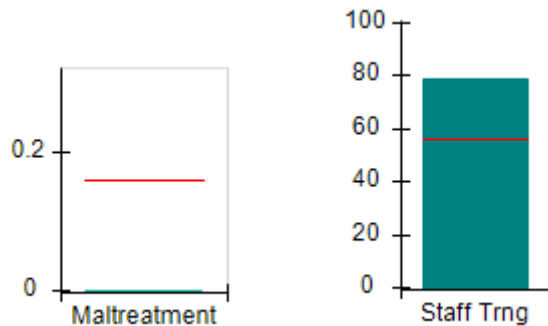
Overall Score (%)



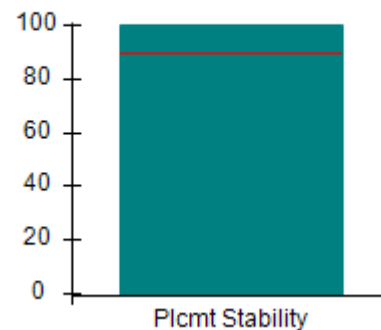
OPM Monitoring Reviews (%)



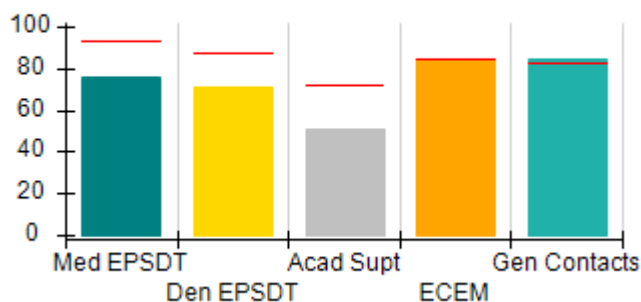
Safety Outcomes (%)



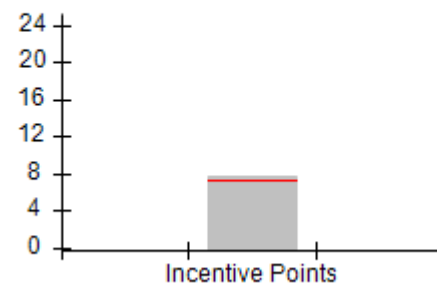
Permanency Outcomes (%)



Well-Being Outcomes (%)



Incentives Earned (Points)





Performance-Based Placement Measures

RBWO Provider GA+SCORECARD - CCI

Report Quarter: Q1 FY2018

Provider/Program Name: Methodist Home for Children & Youth, The - Our House at Carpenter's Way Ranch (1015) - CCI				
1645 Hunter Rd., Cataula, GA 31804		Quarterly Scores (Grades)		Current Quarter Score (Grade)
Phone: 706-322-5406		Q1: 97.53 (A+)	Q2: N/A	97.53% (A+)
Vendor ID# 35257		Q3: N/A	Q4: N/A	
Program Census Information:		# Children in Care During Quarter: 23	# Placements During Quarter: 23	# Children in Care On Last Day: 20
	Avg Performance All CCIs (%)	Provider Performance (%)*	Possible Points (Weight)	Provider Points Earned
OPM Monitoring Reviews				
Annual Comprehensive Reviews	88%	93%	25	23.25
Safety Reviews	95%	97%	15	14.61
Monitoring Sub-Total			40	37.86
CCI Safety Outcomes				
Incidence of Maltreatment	0.16%	No Substantiated Reports	10	10.00
Staff Training	56%	79%	10	7.90
Safety Sub-Total			20	17.90
CCI Permanency Outcomes				
Placement Stability	90%	100%	15	15.00
Permanency Sub-Total			15	15.00
CCI Well-Being Outcomes				
EPSDT Medical Visits	93%	76%	4	3.04
EPSDT Dental Visits	87%	71%	4	2.84
Academic Supports	72%	51%	3	1.53
Provider ECEM Visits	84%	84%	7	5.88
Provider General Contacts	82%	84%	7	5.88
Placements with Siblings	41%	50%	Not Scored	Not Scored
Placements within Legal County	17%	0%	Not Scored	Not Scored
Well-Being Sub-Total			25	19.17
*Performance calculation descriptions can be found in the FY 2018 RBWO PBP Measurements and Standards Guide.				

Monitoring & Outcomes: Possible Points = 100		Points Earned = 89.93	
Score Before Incentives Credit			89.93%
Incentives Awarded			7.60 pts
PBP Verification			N/A pts
Total Score			97.53%



DHS, DFCS, Office of Provider Management
Performance-Based Placement Measures
RBWO Provider GA+SCORECARD - CCI



Report Quarter: Q1 FY2018

Provider/Program Name: Methodist Home for Children & Youth, The - Our House at Carpenter's Way Ranch (1015) - CCI

Program Census Information:		# Children in Care During Quarter: 23	# Placements During Quarter: 23	# Children in Care On Last Day: 20
CCI Incentive Credits	Avg Performance All CCIs (Points)	Provider Performance (%)*	Possible Points (Weight)	Provider Points Earned
Early EPSDT Medical Visits		17%	2	0.34
Early EPSDT Dental Visits		33%	2	0.66
Permanency Contacts		0%	5	0.00
Additional Academic Supports		30%	2	0.60
Active Agency Accreditation		50%	4	2.00
Staff Clinical Licensure		0%	5	0.00
Behavior Management (threshold = 0)		100%	4	4.00
Incentives Total	7.35		24	7.60
Maximum total combined incentive credit allowed is 10 points.			Incentives Awarded	7.60

*Performance calculation descriptions can be found in the FY 2018 RBWO PBP Measurements and Standards Guide.

Child Protective Services Investigations and Dispositions

The following investigations data, which is not used for scoring but is considered significant to a provider's performance, is from Georgia SHINES and is not considered final or complete until the end of the fiscal year.

Total Reports:	0
Number Screened In:	0
Number Screened Out:	0
Number Substantiated:	0
Number Unsubstantiated:	0
Number Active CPS Investigations:	0



DHS, DFCS, Office of Provider Management
Performance-Based Placement Measures
RBWO Provider GA+SCORECARD - CCI



Report Quarter: Q1 FY2018

Provider/Program Name: Methodist Home for Children & Youth, The - STARS Program (753) - CCI

304 Pierce Ave., Macon, GA 31204

Phone: 478-751-2800

Vendor ID# 35461

Quarterly Scores (Grades)

Current Quarter Score (Grade)

Q1: 106.16 (A+)

Q2: N/A

106.16%

Q3: N/A

Q4: N/A

(A+)

Program Census Information:

Children in Care During Quarter: 8

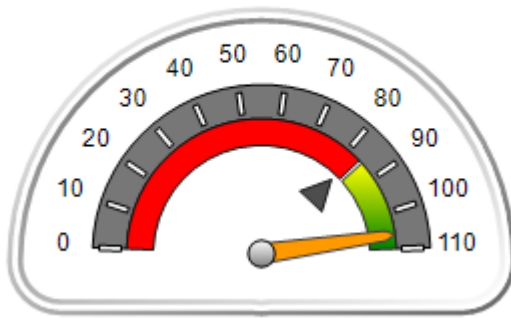
Placements During Quarter: 8

Children in Care On Last Day: 7

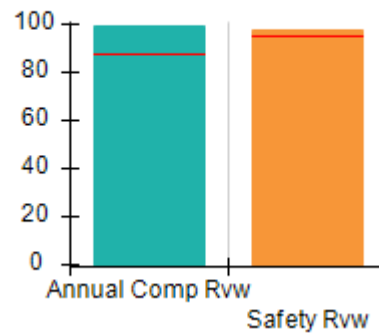
Quarterly Provider Comparisons to All CCIs

▼ indicates average for all CCIs

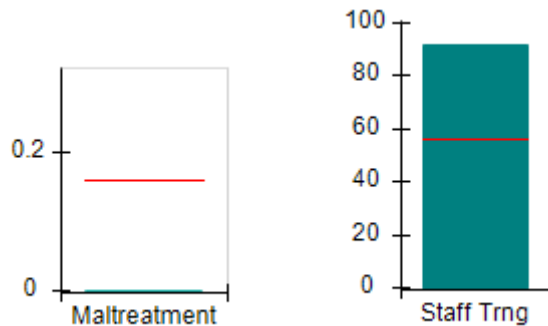
Overall Score (%)



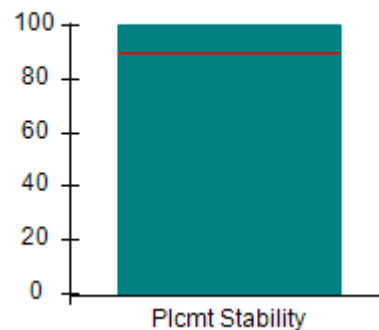
OPM Monitoring Reviews (%)



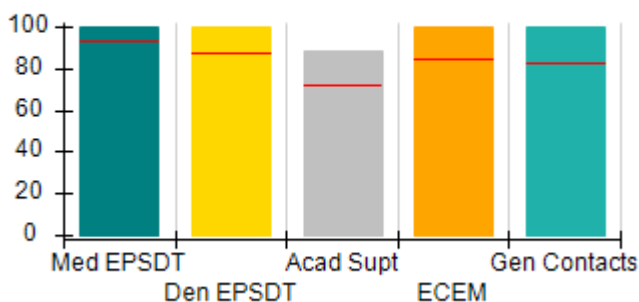
Safety Outcomes (%)



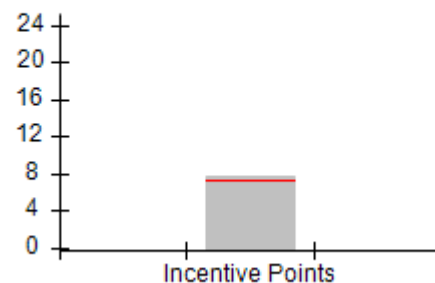
Permanency Outcomes (%)



Well-Being Outcomes (%)



Incentives Earned (Points)





Performance-Based Placement Measures

RBWO Provider GA+SCORECARD - CCI

Report Quarter: Q1 FY2018

Provider/Program Name: Methodist Home for Children & Youth, The - STARS Program (753) - CCI

304 Pierce Ave., Macon, GA 31204 Phone: 478-751-2800 Vendor ID# 35461		Quarterly Scores (Grades)		Current Quarter Score (Grade)
		Q1: 106.16 (A+)	Q2: N/A	106.16% (A+)
		Q3: N/A	Q4: N/A	
Program Census Information:		# Children in Care During Quarter: 8	# Placements During Quarter: 8	# Children in Care On Last Day: 7
	Avg Performance All CCIs (%)	Provider Performance (%)*	Possible Points (Weight)	Provider Points Earned
OPM Monitoring Reviews				
Annual Comprehensive Reviews	88%	100%	25	24.90
Safety Reviews	95%	98%	15	14.63
Monitoring Sub-Total			40	39.52
CCI Safety Outcomes				
Incidence of Maltreatment	0.16%	No Substantiated Reports	10	10.00
Staff Training	56%	92%	10	9.20
Safety Sub-Total			20	19.20
CCI Permanency Outcomes				
Placement Stability	90%	100%	15	15.00
Permanency Sub-Total			15	15.00
CCI Well-Being Outcomes				
EPSDT Medical Visits	93%	100%	4	4.00
EPSDT Dental Visits	87%	100%	4	4.00
Academic Supports	72%	88%	3	2.64
Provider ECEM Visits	84%	100%	7	7.00
Provider General Contacts	82%	100%	7	7.00
Placements with Siblings	41%	0%	Not Scored	Not Scored
Placements within Legal County	17%	0%	Not Scored	Not Scored
Well-Being Sub-Total			25	24.64
*Performance calculation descriptions can be found in the FY 2018 RBWO PBP Measurements and Standards Guide.				

Monitoring & Outcomes: Possible Points = 100		Points Earned = 98.36	
Score Before Incentives Credit			98.36%
Incentives Awarded			7.80 pts
PBP Verification			N/A pts
Total Score			106.16%



DHS, DFCS, Office of Provider Management
Performance-Based Placement Measures
RBWO Provider GA+SCORECARD - CCI



Report Quarter: Q1 FY2018

Provider/Program Name: Methodist Home for Children & Youth, The - STARS Program (753) - CCI

Program Census Information:		# Children in Care During Quarter: 8	# Placements During Quarter: 8	# Children in Care On Last Day: 7
CCI Incentive Credits	Avg Performance All CCIs (Points)	Provider Performance (%)*	Possible Points (Weight)	Provider Points Earned
Early EPSDT Medical Visits		100%	2	2.00
Early EPSDT Dental Visits		100%	2	2.00
Permanency Contacts		0%	5	0.00
Additional Academic Supports		65%	2	1.30
Active Agency Accreditation		50%	4	2.00
Staff Clinical Licensure		10%	5	0.50
Behavior Management (threshold = 0)		0%	4	0.00
Incentives Total	7.35		24	7.80
Maximum total combined incentive credit allowed is 10 points.			Incentives Awarded	7.80

*Performance calculation descriptions can be found in the FY 2018 RBWO PBP Measurements and Standards Guide.

Child Protective Services Investigations and Dispositions

The following investigations data, which is not used for scoring but is considered significant to a provider's performance, is from Georgia SHINES and is not considered final or complete until the end of the fiscal year.

Total Reports:	0
Number Screened In:	0
Number Screened Out:	0
Number Substantiated:	0
Number Unsubstantiated:	0
Number Active CPS Investigations:	0



DHS, DFCS, Office of Provider Management
Performance-Based Placement Measures
RBWO Provider GA+SCORECARD - CCI



Report Quarter: Q1 FY2018

Provider/Program Name: Morningstar Children and Family Services - Residential Program (764) - CCI

One Youth Estate Drive, Brunswick, GA 31525

Phone: 912-267-3700

Vendor ID# 35480

Quarterly Scores (Grades)

Current Quarter Score
(Grade)

Q1: 83.86 (B-)

Q2: N/A

83.86%

Q3: N/A

Q4: N/A

(B-)

Program Census Information:

Children in Care During
Quarter: 53

Placements During
Quarter: 53

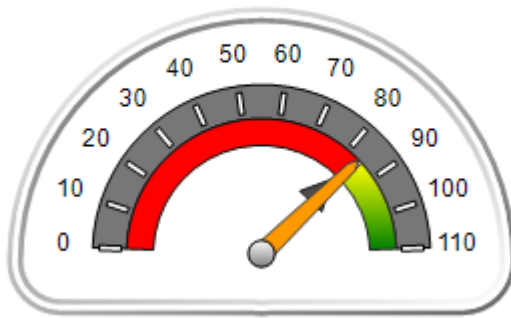
Children in Care On Last
Day: 42

Quarterly Provider Comparisons to All CCIs

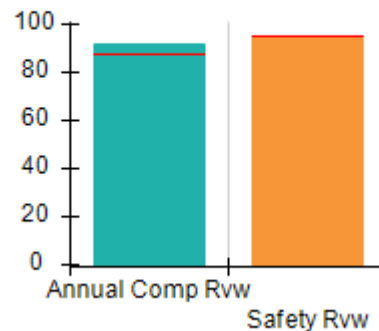


indicates average for all CCIs

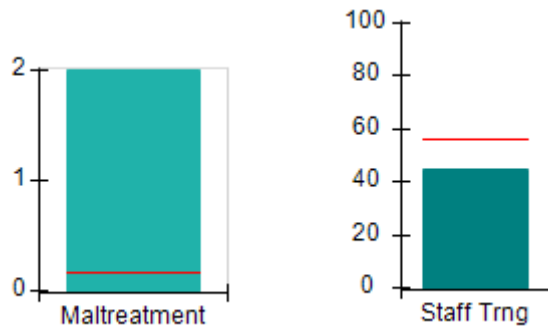
Overall Score (%)



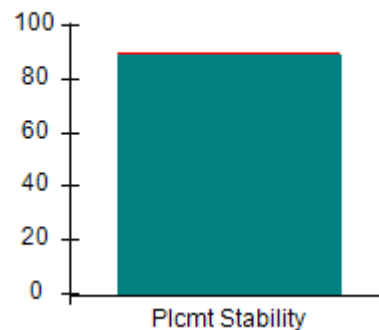
OPM Monitoring Reviews (%)



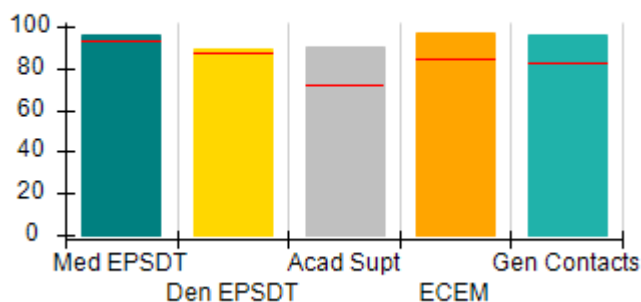
Safety Outcomes (%)



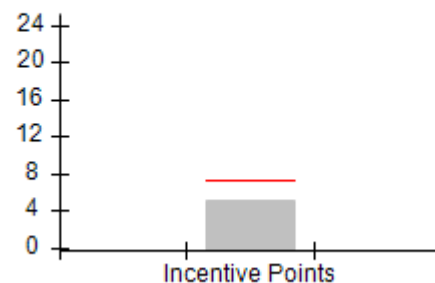
Permanency Outcomes (%)



Well-Being Outcomes (%)



Incentives Earned (Points)





Performance-Based Placement Measures

RBWO Provider GA+SCORECARD - CCI

Report Quarter: Q1 FY2018

Provider/Program Name: Morningstar Children and Family Services - Residential Program (764) - CCI				
One Youth Estate Drive, Brunswick, GA 31525 Phone: 912-267-3700 Vendor ID# 35480		Quarterly Scores (Grades)		Current Quarter Score (Grade)
		Q1: 83.86 (B-)	Q2: N/A	83.86% (B-)
		Q3: N/A	Q4: N/A	
Program Census Information:		# Children in Care During Quarter: 53	# Placements During Quarter: 53	# Children in Care On Last Day: 42
	Avg Performance All CCIs (%)	Provider Performance (%)*	Possible Points (Weight)	Provider Points Earned
OPM Monitoring Reviews				
Annual Comprehensive Reviews	88%	92%	25	22.98
Safety Reviews	95%	95%	15	14.28
Monitoring Sub-Total			40	37.26
CCI Safety Outcomes				
Incidence of Maltreatment	0.16%	2% 1 Substantiated Rpt	10	0.00
Staff Training	56%	45%	10	4.50
Safety Sub-Total			20	4.50
CCI Permanency Outcomes				
Placement Stability	90%	89%	15	13.35
Permanency Sub-Total			15	13.35
CCI Well-Being Outcomes				
EPSDT Medical Visits	93%	96%	4	3.84
EPSDT Dental Visits	87%	89%	4	3.56
Academic Supports	72%	90%	3	2.70
Provider ECEM Visits	84%	97%	7	6.79
Provider General Contacts	82%	96%	7	6.72
Placements with Siblings	41%	100%	Not Scored	Not Scored
Placements within Legal County	17%	0%	Not Scored	Not Scored
Well-Being Sub-Total			25	23.61
*Performance calculation descriptions can be found in the FY 2018 RBWO PBP Measurements and Standards Guide.				

Monitoring & Outcomes: Possible Points = 100		Points Earned = 78.72	
Score Before Incentives Credit			78.72%
Incentives Awarded			5.14 pts
PBP Verification			N/A pts
Total Score			83.86%



DHS, DFCS, Office of Provider Management
Performance-Based Placement Measures
RBWO Provider GA+SCORECARD - CCI



Report Quarter: Q1 FY2018

Provider/Program Name: Morningstar Children and Family Services - Residential Program (764) - CCI

Program Census Information:		# Children in Care During Quarter: 53	# Placements During Quarter: 53	# Children in Care On Last Day: 42
CCI Incentive Credits	Avg Performance All CCIs (Points)	Provider Performance (%)*	Possible Points (Weight)	Provider Points Earned
Early EPSDT Medical Visits		80%	2	1.60
Early EPSDT Dental Visits		70%	2	1.40
Permanency Contacts		0%	5	0.00
Additional Academic Supports		7%	2	0.14
Active Agency Accreditation		50%	4	2.00
Staff Clinical Licensure		0%	5	0.00
Behavior Management (threshold = 0)		0%	4	0.00
Incentives Total	7.35		24	5.14
Maximum total combined incentive credit allowed is 10 points.			Incentives Awarded	5.14

*Performance calculation descriptions can be found in the FY 2018 RBWO PBP Measurements and Standards Guide.

Child Protective Services Investigations and Dispositions

The following investigations data, which is not used for scoring but is considered significant to a provider's performance, is from Georgia SHINES and is not considered final or complete until the end of the fiscal year.

Total Reports:	1
Number Screened In:	1
Number Screened Out:	0
Number Substantiated:	1
Number Unsubstantiated:	0
Number Active CPS Investigations:	0



DHS, DFCS, Office of Provider Management
Performance-Based Placement Measures
RBWO Provider GA+SCORECARD - CCI
Report Quarter: Q1 FY2018



Provider/Program Name: Mountain Top Boys' Home, Inc. - (888) - CCI

65 Mountain Top Way, Sugar Valley, GA 30746

Phone: 706-397-8223

Vendor ID# 35481

Quarterly Scores (Grades)

Q1: 100.85 (A+)

Q2: N/A

Q3: N/A

Q4: N/A

Current Quarter Score (Grade)

100.85%

(A+)

Program Census Information:

Children in Care During
Quarter: 14

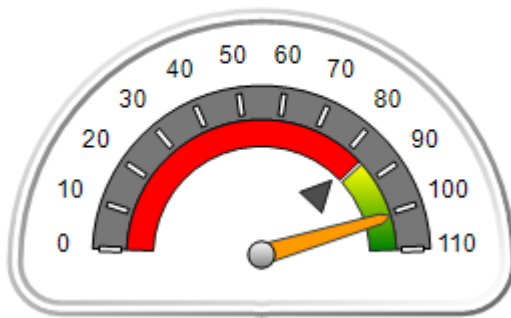
Placements During
Quarter: 15

Children in Care On Last
Day: 11

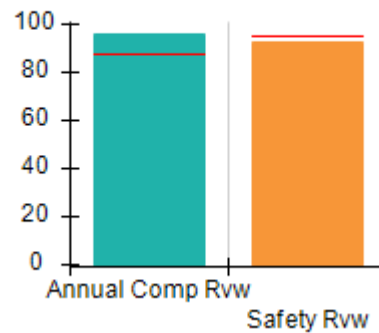
Quarterly Provider Comparisons to All CCIs

▼ indicates average for all CCIs

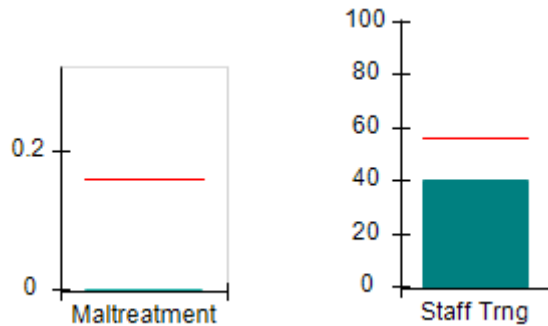
Overall Score (%)



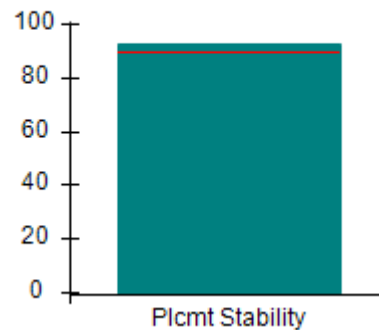
OPM Monitoring Reviews (%)



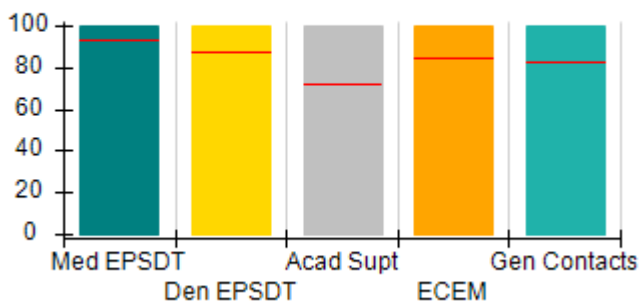
Safety Outcomes (%)



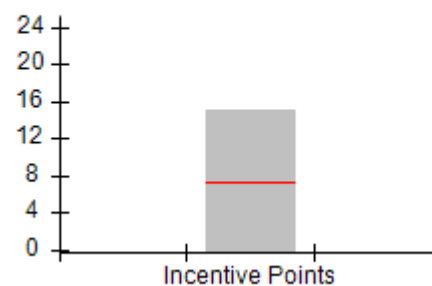
Permanency Outcomes (%)



Well-Being Outcomes (%)



Incentives Earned (Points)





DHS, DFCS, Office of Provider Management
Performance-Based Placement Measures
RBWO Provider GA+SCORECARD - CCI
Report Quarter: Q1 FY2018



Provider/Program Name: Mountain Top Boys' Home, Inc. - (888) - CCI				
65 Mountain Top Way, Sugar Valley, GA 30746 Phone: 706-397-8223 Vendor ID# 35481		Quarterly Scores (Grades)		Current Quarter Score (Grade)
		Q1: 100.85 (A+)	Q2: N/A	100.85% (A+)
		Q3: N/A	Q4: N/A	
Program Census Information:		# Children in Care During Quarter: 14	# Placements During Quarter: 15	# Children in Care On Last Day: 11
	Avg Performance All CCIs (%)	Provider Performance (%)*	Possible Points (Weight)	Provider Points Earned
OPM Monitoring Reviews				
Annual Comprehensive Reviews	88%	96%	25	23.97
Safety Reviews	95%	93%	15	13.93
Monitoring Sub-Total			40	37.90
CCI Safety Outcomes				
Incidence of Maltreatment	0.16%	No Substantiated Reports	10	10.00
Staff Training	56%	40%	10	4.00
Safety Sub-Total			20	14.00
CCI Permanency Outcomes				
Placement Stability	90%	93%	15	13.95
Permanency Sub-Total			15	13.95
CCI Well-Being Outcomes				
EPSDT Medical Visits	93%	100%	4	4.00
EPSDT Dental Visits	87%	100%	4	4.00
Academic Supports	72%	100%	3	3.00
Provider ECEM Visits	84%	100%	7	7.00
Provider General Contacts	82%	100%	7	7.00
Placements with Siblings	41%	43%	Not Scored	Not Scored
Placements within Legal County	17%	0%	Not Scored	Not Scored
Well-Being Sub-Total			25	25.00
*Performance calculation descriptions can be found in the FY 2018 RBWO PBP Measurements and Standards Guide.				

Monitoring & Outcomes: Possible Points = 100		Points Earned = 90.85	
Score Before Incentives Credit		90.85%	
Incentives Awarded		10.00 pts	
PBP Verification		N/A pts	
Total Score		100.85%	



DHS, DFCS, Office of Provider Management
Performance-Based Placement Measures
RBWO Provider GA+SCORECARD - CCI
Report Quarter: Q1 FY2018



Provider/Program Name: Mountain Top Boys' Home, Inc. - (888) - CCI

Program Census Information:		# Children in Care During Quarter: 14	# Placements During Quarter: 15	# Children in Care On Last Day: 11
CCI Incentive Credits	Avg Performance All CCIs (Points)	Provider Performance (%)*	Possible Points (Weight)	Provider Points Earned
Early EPSDT Medical Visits		100%	2	2.00
Early EPSDT Dental Visits		100%	2	2.00
Permanency Contacts		100%	5	5.00
Additional Academic Supports		100%	2	2.00
Active Agency Accreditation		0%	4	0.00
Staff Clinical Licensure		0%	5	0.00
Behavior Management (threshold = 0)		100%	4	4.00
Incentives Total	7.35		24	15.00
Maximum total combined incentive credit allowed is 10 points.			Incentives Awarded	10.00

*Performance calculation descriptions can be found in the FY 2018 RBWO PBP Measurements and Standards Guide.

Child Protective Services Investigations and Dispositions

The following investigations data, which is not used for scoring but is considered significant to a provider's performance, is from Georgia SHINES and is not considered final or complete until the end of the fiscal year.

Total Reports:	0	
Number Screened In:	0	
Number Screened Out:	0	
Number Substantiated:	0	
Number Unsubstantiated:	0	
Number Active CPS Investigations:	0	



DHS, DFCS, Office of Provider Management

Performance-Based Placement Measures

RBWO Provider GA+SCORECARD - CCI

Report Quarter: Q1 FY2018



Provider/Program Name: Murphy-Harpst Children's Centers - (770) - CCI

740 Fletcher St., Cedartown, GA 30125

Phone: 770-748-1500

Vendor ID# 35484

Quarterly Scores (Grades)

Q1: 93.28 (A-)

Q2: N/A

Q3: N/A

Q4: N/A

Current Quarter Score (Grade)

93.28%

(A-)

Program Census Information:

Children in Care During Quarter: 58

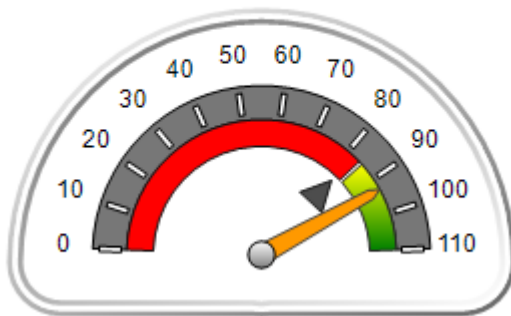
Placements During Quarter: 58

Children in Care On Last Day: 46

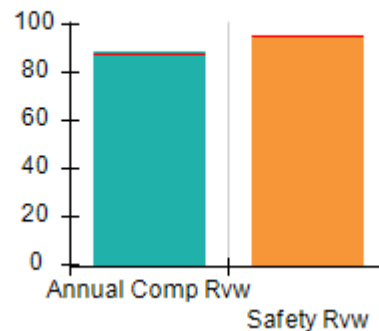
Quarterly Provider Comparisons to All CCIs

▼ indicates average for all CCIs

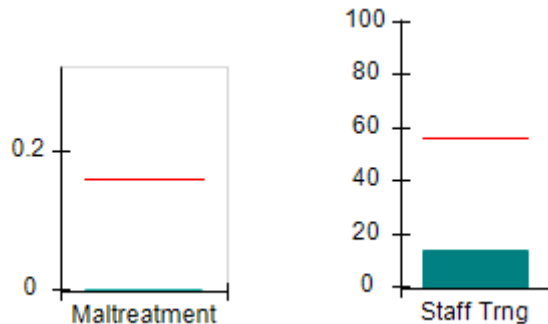
Overall Score (%)



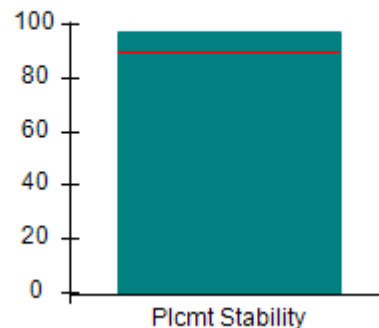
OPM Monitoring Reviews (%)



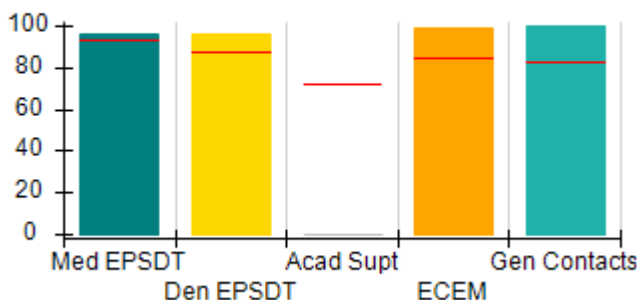
Safety Outcomes (%)



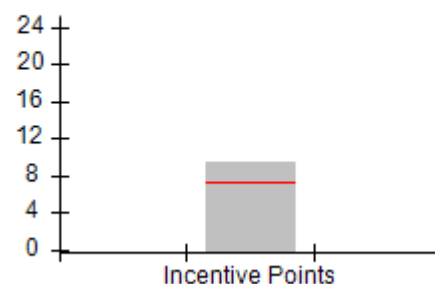
Permanency Outcomes (%)



Well-Being Outcomes (%)



Incentives Earned (Points)





DHS, DFCS, Office of Provider Management
Performance-Based Placement Measures
RBWO Provider GA+SCORECARD - CCI
Report Quarter: Q1 FY2018



Provider/Program Name: Murphy-Harpst Children's Centers - (770) - CCI				
740 Fletcher St., Cedartown, GA 30125 Phone: 770-748-1500 Vendor ID# 35484		Quarterly Scores (Grades)		Current Quarter Score (Grade)
		Q1: 93.28 (A-)	Q2: N/A	93.28% (A-)
		Q3: N/A	Q4: N/A	
Program Census Information:		# Children in Care During Quarter: 58	# Placements During Quarter: 58	# Children in Care On Last Day: 46
	Avg Performance All CCIs (%)	Provider Performance (%)*	Possible Points (Weight)	Provider Points Earned
OPM Monitoring Reviews				
Annual Comprehensive Reviews	88%	88%	25	22.10
Safety Reviews	95%	94%	15	14.14
Monitoring Sub-Total			40	36.24
CCI Safety Outcomes				
Incidence of Maltreatment	0.16%	No Substantiated Reports	10	10.00
Staff Training	56%	14%	10	1.40
Safety Sub-Total			20	11.40
CCI Permanency Outcomes				
Placement Stability	90%	97%	15	14.55
Permanency Sub-Total			15	14.55
CCI Well-Being Outcomes				
EPSDT Medical Visits	93%	96%	4	3.84
EPSDT Dental Visits	87%	96%	4	3.84
Academic Supports	72%	0%	3	0.00
Provider ECEM Visits	84%	99%	7	6.93
Provider General Contacts	82%	100%	7	7.00
Placements with Siblings	41%	18%	Not Scored	Not Scored
Placements within Legal County	17%	0%	Not Scored	Not Scored
Well-Being Sub-Total			25	21.61
*Performance calculation descriptions can be found in the FY 2018 RBWO PBP Measurements and Standards Guide.				

Monitoring & Outcomes: Possible Points = 100	Points Earned = 83.80
Score Before Incentives Credit	83.80%
Incentives Awarded	9.48 pts
PBP Verification	N/A pts
Total Score	93.28%



DHS, DFCS, Office of Provider Management
Performance-Based Placement Measures
RBWO Provider GA+SCORECARD - CCI
Report Quarter: Q1 FY2018



Provider/Program Name: Murphy-Harpst Children's Centers - (770) - CCI

Program Census Information:		# Children in Care During Quarter: 58	# Placements During Quarter: 58	# Children in Care On Last Day: 46
CCI Incentive Credits	Avg Performance All CCIs (Points)	Provider Performance (%)*	Possible Points (Weight)	Provider Points Earned
Early EPSDT Medical Visits		90%	2	1.80
Early EPSDT Dental Visits		79%	2	1.58
Permanency Contacts		82%	5	4.10
Additional Academic Supports		0%	2	0.00
Active Agency Accreditation		50%	4	2.00
Staff Clinical Licensure		0%	5	0.00
Behavior Management (threshold = 0)		0%	4	0.00
Incentives Total	7.35		24	9.48
Maximum total combined incentive credit allowed is 10 points.			Incentives Awarded	9.48

*Performance calculation descriptions can be found in the FY 2018 RBWO PBP Measurements and Standards Guide.

Child Protective Services Investigations and Dispositions

The following investigations data, which is not used for scoring but is considered significant to a provider's performance, is from Georgia SHINES and is not considered final or complete until the end of the fiscal year.

Total Reports:	3	
Number Screened In:	0	
Number Screened Out:	3	
Number Substantiated:	0	
Number Unsubstantiated:	1	
Number Active CPS Investigations:	-1	



DHS, DFCS, Office of Provider Management
Performance-Based Placement Measures
RBWO Provider GA+SCORECARD - CCI
Report Quarter: Q1 FY2018



One or more parameters were not specified for the subreport, 'Subreport2', located at:
/PBP_FY2018_ScoreCard_CCI.



DHS, DFCS, Office of Provider Management
Performance-Based Placement Measures
RBWO Provider GA+SCORECARD - CCI
Report Quarter: Q1 FY2018



Provider/Program Name: New Mercy, Inc. - (5247) - CCI

2 Braddock Ct., Columbus, GA 31907

Phone: 706-573-8282

Vendor ID# 143033

Quarterly Scores (Grades)

Q1: 00.00 (F)

Q2: N/A

Q3: N/A

Q4: N/A

Current Quarter Score (Grade)

00.00%

(F)

Program Census Information:

Children in Care During
Quarter: 0

Placements During
Quarter: 0

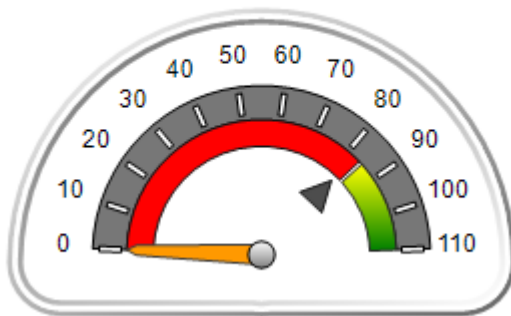
Children in Care On Last
Day: 7

Quarterly Provider Comparisons to All CCIs

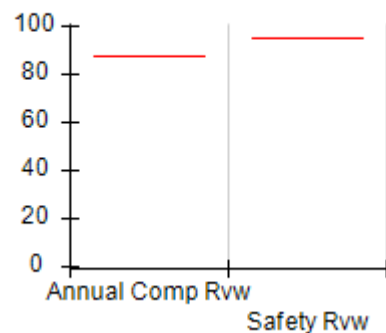


indicates average for all CCIs

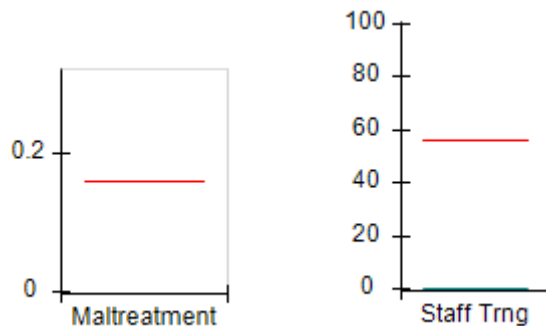
Overall Score (%)



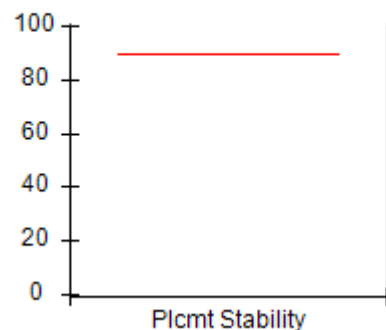
OPM Monitoring Reviews (%)



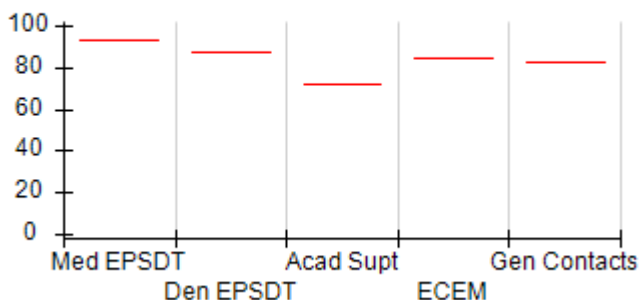
Safety Outcomes (%)




Permanency Outcomes (%)



Well-Being Outcomes (%)



Incentives Earned (Points)





DHS, DFCS, Office of Provider Management
Performance-Based Placement Measures
RBWO Provider GA+SCORECARD - CCI
 Report Quarter: Q1 FY2018



Provider/Program Name: New Mercy, Inc. - (5247) - CCI				
2 Braddock Ct., Columbus, GA 31907 Phone: 706-573-8282 Vendor ID# 143033		Quarterly Scores (Grades)		Current Quarter Score (Grade)
		Q1: 00.00 (F)	Q2: N/A	00.00% (F)
		Q3: N/A	Q4: N/A	
Program Census Information:		# Children in Care During Quarter: 0	# Placements During Quarter: 0	# Children in Care On Last Day: 7
	Avg Performance All CCIs (%)	Provider Performance (%)*	Possible Points (Weight)	Provider Points Earned
OPM Monitoring Reviews				
Annual Comprehensive Reviews	88%	Not Yet Conducted		
Safety Reviews	95%	Not Yet Conducted		
Monitoring Sub-Total				0.00
CCI Safety Outcomes				
Incidence of Maltreatment	0.16%	Not Eligible		
Staff Training	56%	0%	20	0.00
Safety Sub-Total			20	0.00
CCI Permanency Outcomes				
Placement Stability	90%	Not Eligible		
Permanency Sub-Total			N/A	
CCI Well-Being Outcomes				
EPSDT Medical Visits	93%	Not Eligible		
EPSDT Dental Visits	87%	Not Eligible		
Academic Supports	72%	Not Eligible		
Provider ECEM Visits	84%	Not Eligible		
Provider General Contacts	82%	Not Eligible		
Placements with Siblings	41%	Not Eligible	Not Scored	Not Scored
Placements within Legal County	17%	Not Eligible	Not Scored	Not Scored
Well-Being Sub-Total			N/A	
*Performance calculation descriptions can be found in the FY 2018 RBWO PBP Measurements and Standards Guide.				

Monitoring & Outcomes: Possible Points = 20		Points Earned = 00.00	
Score Before Incentives Credit			00.00%
Incentives Awarded			0.00 pts
PBP Verification			N/A pts
Total Score			00.00%

Provider/Program Name: New Mercy, Inc. - (5247) - CCI



DHS, DFCS, Office of Provider Management
Performance-Based Placement Measures
RBWO Provider GA+SCORECARD - CCI
Report Quarter: Q1 FY2018



Program Census Information:		# Children in Care During Quarter: 0	# Placements During Quarter: 0	# Children in Care On Last Day: 7
CCI Incentive Credits	Avg Performance All CCIs (Points)	Provider Performance (%)*	Possible Points (Weight)	Provider Points Earned
Early EPSDT Medical Visits		Not Eligible	2	
Early EPSDT Dental Visits		Not Eligible	2	
Permanency Contacts		None Planned	5	
Additional Academic Supports		Not Eligible	2	
Active Agency Accreditation		0%	4	0.00
Staff Clinical Licensure		0%	5	0.00
Behavior Management (threshold = 0)		0%	4	
Incentives Total	7.35		24	0.00
Maximum total combined incentive credit allowed is 10 points.			Incentives Awarded	0.00
*Performance calculation descriptions can be found in the FY 2018 RBWO PBP Measurements and Standards Guide.				

Child Protective Services Investigations and Dispositions		
The following investigations data, which is not used for scoring but is considered significant to a provider's performance, is from Georgia SHINES and is not considered final or complete until the end of the fiscal year.		
Total Reports:	0	
Number Screened In:	0	
Number Screened Out:	0	
Number Substantiated:	0	
Number Unsubstantiated:	0	
Number Active CPS Investigations:	0	



DHS, DFCS, Office of Provider Management
Performance-Based Placement Measures
RBWO Provider GA+SCORECARD - CCI
Report Quarter: Q1 FY2018



Provider/Program Name: North Georgia Angel House - (925) - CCI

2260 Sam Nelson Road, Canton, GA 30114

Phone: 770 479-9555

Vendor ID# 35513

Quarterly Scores (Grades)

Q1: 104.02 (A+)

Q2: N/A

Q3: N/A

Q4: N/A

Current Quarter Score (Grade)

104.02%

(A+)

Program Census Information:

Children in Care During
Quarter: 44

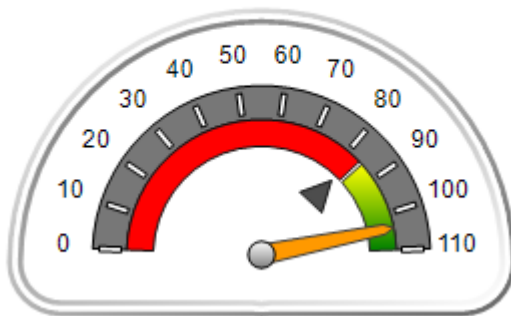
Placements During
Quarter: 47

Children in Care On Last
Day: 12

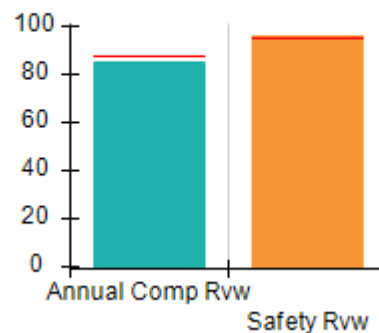
Quarterly Provider Comparisons to All CCIs

▼ indicates average for all CCIs

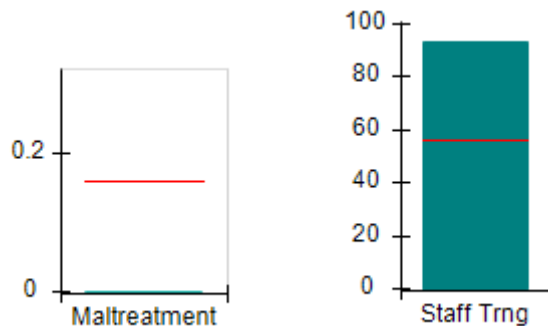
Overall Score (%)



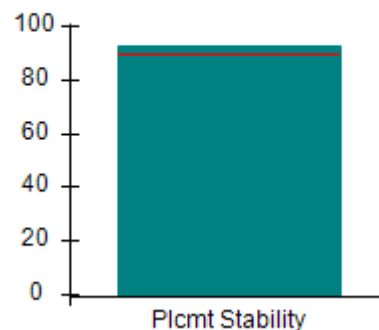
OPM Monitoring Reviews (%)



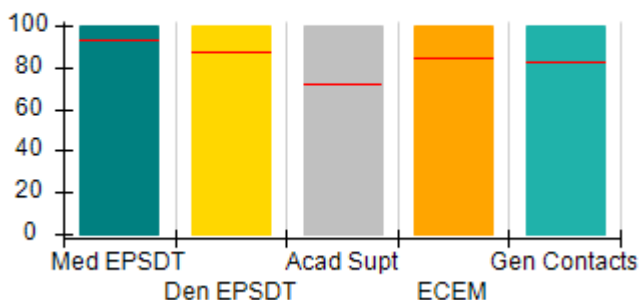
Safety Outcomes (%)



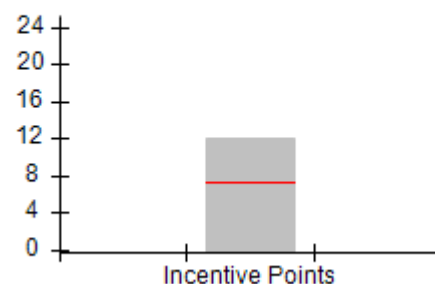
Permanency Outcomes (%)



Well-Being Outcomes (%)



Incentives Earned (Points)





DHS, DFCS, Office of Provider Management
Performance-Based Placement Measures
RBWO Provider GA+SCORECARD - CCI
Report Quarter: Q1 FY2018



Provider/Program Name: North Georgia Angel House - (925) - CCI				
2260 Sam Nelson Road, Canton, GA 30114 Phone: 770 479-9555 Vendor ID# 35513		Quarterly Scores (Grades)		Current Quarter Score (Grade)
		Q1: 104.02 (A+)	Q2: N/A	104.02% (A+)
		Q3: N/A	Q4: N/A	
Program Census Information:		# Children in Care During Quarter: 44	# Placements During Quarter: 47	# Children in Care On Last Day: 12
	Avg Performance All CCIs (%)	Provider Performance (%)*	Possible Points (Weight)	Provider Points Earned
OPM Monitoring Reviews				
Annual Comprehensive Reviews	88%	85%	25	21.37
Safety Reviews	95%	96%	15	14.40
Monitoring Sub-Total			40	35.77
CCI Safety Outcomes				
Incidence of Maltreatment	0.16%	No Substantiated Reports	10	10.00
Staff Training	56%	93%	10	9.30
Safety Sub-Total			20	19.30
CCI Permanency Outcomes				
Placement Stability	90%	93%	15	13.95
Permanency Sub-Total			15	13.95
CCI Well-Being Outcomes				
EPSDT Medical Visits	93%	100%	4	4.00
EPSDT Dental Visits	87%	100%	4	4.00
Academic Supports	72%	100%	3	3.00
Provider ECEM Visits	84%	100%	7	7.00
Provider General Contacts	82%	100%	7	7.00
Placements with Siblings	41%	40%	Not Scored	Not Scored
Placements within Legal County	17%	6%	Not Scored	Not Scored
Well-Being Sub-Total			25	25.00
*Performance calculation descriptions can be found in the FY 2018 RBWO PBP Measurements and Standards Guide.				

Monitoring & Outcomes: Possible Points = 100	Points Earned = 94.02
Score Before Incentives Credit	94.02%
Incentives Awarded	10.00 pts
PBP Verification	N/A pts
Total Score	104.02%



DHS, DFCS, Office of Provider Management
Performance-Based Placement Measures
RBWO Provider GA+SCORECARD - CCI
Report Quarter: Q1 FY2018



Provider/Program Name: North Georgia Angel House - (925) - CCI

Program Census Information:		# Children in Care During Quarter: 44	# Placements During Quarter: 47	# Children in Care On Last Day: 12
CCI Incentive Credits	Avg Performance All CCIs (Points)	Provider Performance (%)*	Possible Points (Weight)	Provider Points Earned
Early EPSDT Medical Visits		100%	2	2.00
Early EPSDT Dental Visits		100%	2	2.00
Permanency Contacts		None Planned	5	
Additional Academic Supports		100%	2	2.00
Active Agency Accreditation		50%	4	2.00
Staff Clinical Licensure		0%	5	0.00
Behavior Management (threshold = 0)		100%	4	4.00
Incentives Total	7.35		24	12.00
Maximum total combined incentive credit allowed is 10 points.			Incentives Awarded	10.00

*Performance calculation descriptions can be found in the FY 2018 RBWO PBP Measurements and Standards Guide.

Child Protective Services Investigations and Dispositions

The following investigations data, which is not used for scoring but is considered significant to a provider's performance, is from Georgia SHINES and is not considered final or complete until the end of the fiscal year.

Total Reports:	0	
Number Screened In:	0	
Number Screened Out:	0	
Number Substantiated:	0	
Number Unsubstantiated:	0	
Number Active CPS Investigations:	0	



DHS, DFCS, Office of Provider Management
Performance-Based Placement Measures
RBWO Provider GA+SCORECARD - CCI
Report Quarter: Q1 FY2018



Provider/Program Name: Northwest Georgia Girls Home - (779) - CCI

508 Chattanooga Ave., Dalton, GA 30722

Phone: 706-226-4862

Vendor ID# 35516

Quarterly Scores (Grades)

Q1: 98.78 (A+)

Q2: N/A

Q3: N/A

Q4: N/A

Current Quarter Score (Grade)

98.78%

(A+)

Program Census Information:

Children in Care During
Quarter: 10

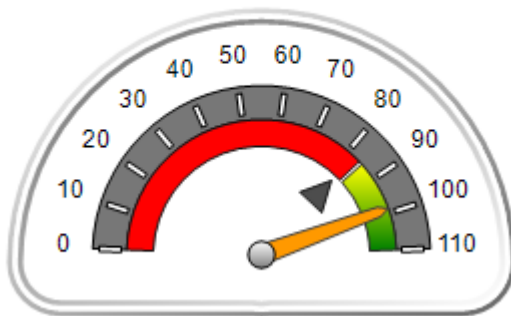
Placements During
Quarter: 10

Children in Care On Last
Day: 6

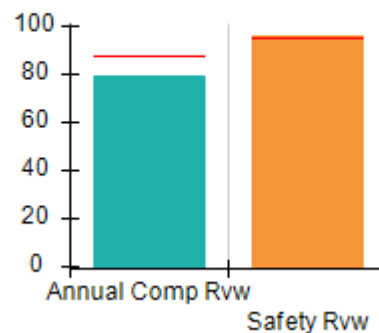
Quarterly Provider Comparisons to All CCIs

▼ indicates average for all CCIs

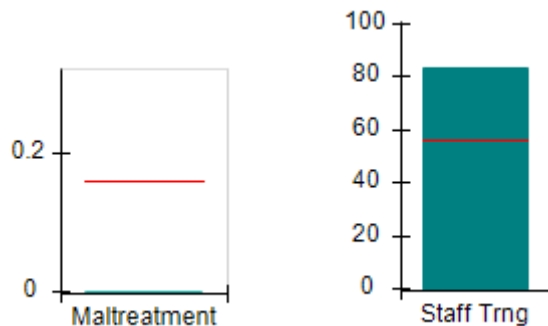
Overall Score (%)



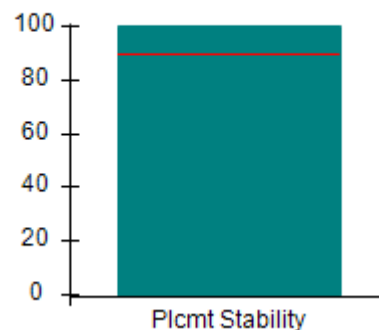
OPM Monitoring Reviews (%)



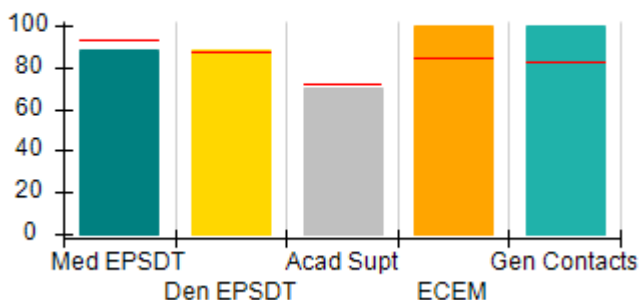
Safety Outcomes (%)



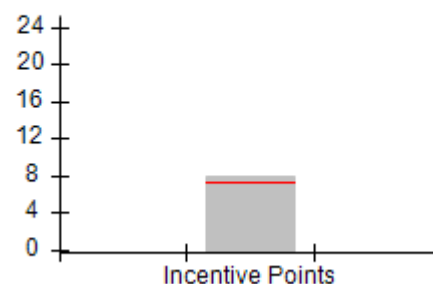
Permanency Outcomes (%)



Well-Being Outcomes (%)



Incentives Earned (Points)





DHS, DFCS, Office of Provider Management
Performance-Based Placement Measures
RBWO Provider GA+SCORECARD - CCI
 Report Quarter: Q1 FY2018



Provider/Program Name: Northwest Georgia Girls Home - (779) - CCI				
508 Chattanooga Ave., Dalton, GA 30722 Phone: 706-226-4862 Vendor ID# 35516		Quarterly Scores (Grades)		Current Quarter Score (Grade)
		Q1: 98.78 (A+)	Q2: N/A	98.78% (A+)
		Q3: N/A	Q4: N/A	
Program Census Information:		# Children in Care During Quarter: 10	# Placements During Quarter: 10	# Children in Care On Last Day: 6
	Avg Performance All CCIs (%)	Provider Performance (%)*	Possible Points (Weight)	Provider Points Earned
OPM Monitoring Reviews				
Annual Comprehensive Reviews	88%	80%	25	19.90
Safety Reviews	95%	96%	15	14.45
Monitoring Sub-Total			40	34.34
CCI Safety Outcomes				
Incidence of Maltreatment	0.16%	No Substantiated Reports	10	10.00
Staff Training	56%	83%	10	8.30
Safety Sub-Total			20	18.30
CCI Permanency Outcomes				
Placement Stability	90%	100%	15	15.00
Permanency Sub-Total			15	15.00
CCI Well-Being Outcomes				
EPSDT Medical Visits	93%	88%	4	3.52
EPSDT Dental Visits	87%	88%	4	3.52
Academic Supports	72%	70%	3	2.10
Provider ECEM Visits	84%	100%	7	7.00
Provider General Contacts	82%	100%	7	7.00
Placements with Siblings	41%	0%	Not Scored	Not Scored
Placements within Legal County	17%	0%	Not Scored	Not Scored
Well-Being Sub-Total			25	23.14
*Performance calculation descriptions can be found in the FY 2018 RBWO PBP Measurements and Standards Guide.				

Monitoring & Outcomes: Possible Points = 100	Points Earned = 90.78
Score Before Incentives Credit	90.78%
Incentives Awarded	8.00 pts
PBP Verification	N/A pts
Total Score	98.78%



DHS, DFCS, Office of Provider Management
Performance-Based Placement Measures
RBWO Provider GA+SCORECARD - CCI
Report Quarter: Q1 FY2018



Provider/Program Name: Northwest Georgia Girls Home - (779) - CCI

Program Census Information:		# Children in Care During Quarter: 10	# Placements During Quarter: 10	# Children in Care On Last Day: 6
CCI Incentive Credits	Avg Performance All CCIs (Points)	Provider Performance (%)*	Possible Points (Weight)	Provider Points Earned
Early EPSDT Medical Visits		75%	2	1.50
Early EPSDT Dental Visits		75%	2	1.50
Permanency Contacts		0%	5	0.00
Additional Academic Supports		50%	2	1.00
Active Agency Accreditation		0%	4	0.00
Staff Clinical Licensure		0%	5	0.00
Behavior Management (threshold = 0)		100%	4	4.00
Incentives Total	7.35		24	8.00
Maximum total combined incentive credit allowed is 10 points.			Incentives Awarded	8.00

*Performance calculation descriptions can be found in the FY 2018 RBWO PBP Measurements and Standards Guide.

Child Protective Services Investigations and Dispositions

The following investigations data, which is not used for scoring but is considered significant to a provider's performance, is from Georgia SHINES and is not considered final or complete until the end of the fiscal year.

Total Reports:	0	
Number Screened In:	0	
Number Screened Out:	0	
Number Substantiated:	0	
Number Unsubstantiated:	0	
Number Active CPS Investigations:	0	



DHS, DFCS, Office of Provider Management
Performance-Based Placement Measures
RBWO Provider GA+SCORECARD - CCI
Report Quarter: Q1 FY2018



Provider/Program Name: Open Arms - Bridge I - Miller Rd. (787) - CCI

162 Miller Rd., Leesburg, GA 31763

Phone: 229-431-1121

Vendor ID# 35530

Quarterly Scores (Grades)

Q1: 98.15 (A+)

Q2: N/A

Q3: N/A

Q4: N/A

Current Quarter Score (Grade)

98.15%

(A+)

Program Census Information:

Children in Care During
Quarter: 10

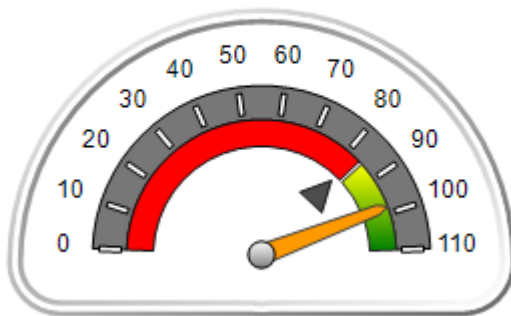
Placements During
Quarter: 10

Children in Care On Last
Day: 8

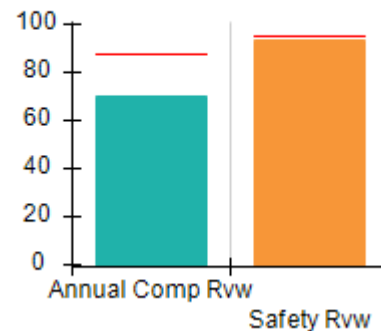
Quarterly Provider Comparisons to All CCIs

▼ indicates average for all CCIs

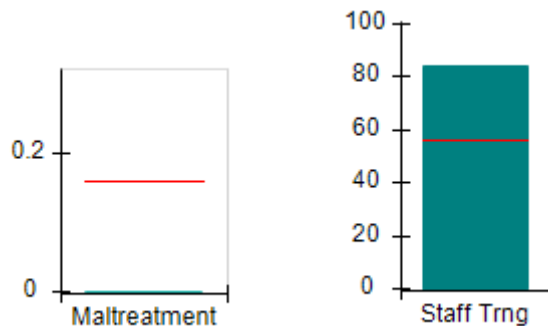
Overall Score (%)



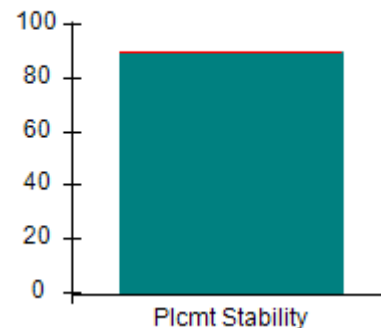
OPM Monitoring Reviews (%)



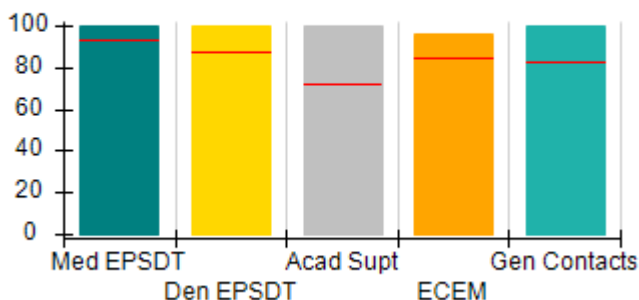
Safety Outcomes (%)



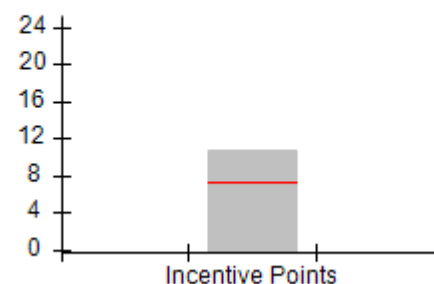
Permanency Outcomes (%)



Well-Being Outcomes (%)



Incentives Earned (Points)





DHS, DFCS, Office of Provider Management
Performance-Based Placement Measures
RBWO Provider GA+SCORECARD - CCI
 Report Quarter: Q1 FY2018



Provider/Program Name: Open Arms - Bridge I - Miller Rd. (787) - CCI				
162 Miller Rd., Leesburg, GA 31763		Quarterly Scores (Grades)		Current Quarter Score (Grade)
Phone: 229-431-1121		Q1: 98.15 (A+)	Q2: N/A	98.15% (A+)
Vendor ID# 35530		Q3: N/A	Q4: N/A	
Program Census Information:		# Children in Care During Quarter: 10	# Placements During Quarter: 10	# Children in Care On Last Day: 8
	Avg Performance All CCIs (%)	Provider Performance (%)*	Possible Points (Weight)	Provider Points Earned
OPM Monitoring Reviews				
Annual Comprehensive Reviews	88%	70%	25	17.44
Safety Reviews	95%	94%	15	14.09
Monitoring Sub-Total			40	31.53
CCI Safety Outcomes				
Incidence of Maltreatment	0.16%	No Substantiated Reports	10	10.00
Staff Training	56%	84%	10	8.40
Safety Sub-Total			20	18.40
CCI Permanency Outcomes				
Placement Stability	90%	90%	15	13.50
Permanency Sub-Total			15	13.50
CCI Well-Being Outcomes				
EPSDT Medical Visits	93%	100%	4	4.00
EPSDT Dental Visits	87%	100%	4	4.00
Academic Supports	72%	100%	3	3.00
Provider ECEM Visits	84%	96%	7	6.72
Provider General Contacts	82%	100%	7	7.00
Placements with Siblings	41%	67%	Not Scored	Not Scored
Placements within Legal County	17%	50%	Not Scored	Not Scored
Well-Being Sub-Total			25	24.72
*Performance calculation descriptions can be found in the FY 2018 RBWO PBP Measurements and Standards Guide.				

Monitoring & Outcomes: Possible Points = 100	Points Earned = 88.15
Score Before Incentives Credit	88.15%
Incentives Awarded	10.00 pts
PBP Verification	N/A pts
Total Score	98.15%



DHS, DFCS, Office of Provider Management
Performance-Based Placement Measures
RBWO Provider GA+SCORECARD - CCI
Report Quarter: Q1 FY2018



Provider/Program Name: Open Arms - Bridge I - Miller Rd. (787) - CCI

Program Census Information:		# Children in Care During Quarter: 10	# Placements During Quarter: 10	# Children in Care On Last Day: 8
CCI Incentive Credits	Avg Performance All CCIs (Points)	Provider Performance (%)*	Possible Points (Weight)	Provider Points Earned
Early EPSDT Medical Visits		100%	2	2.00
Early EPSDT Dental Visits		100%	2	2.00
Permanency Contacts		50%	5	2.50
Additional Academic Supports		9%	2	0.18
Active Agency Accreditation		0%	4	0.00
Staff Clinical Licensure		0%	5	0.00
Behavior Management (threshold = 0)		100%	4	4.00
Incentives Total	7.35		24	10.68
Maximum total combined incentive credit allowed is 10 points.			Incentives Awarded	10.00

*Performance calculation descriptions can be found in the FY 2018 RBWO PBP Measurements and Standards Guide.

Child Protective Services Investigations and Dispositions

The following investigations data, which is not used for scoring but is considered significant to a provider's performance, is from Georgia SHINES and is not considered final or complete until the end of the fiscal year.

Total Reports:	0	
Number Screened In:	0	
Number Screened Out:	0	
Number Substantiated:	0	
Number Unsubstantiated:	0	
Number Active CPS Investigations:	0	



DHS, DFCS, Office of Provider Management

Performance-Based Placement Measures

RBWO Provider GA+SCORECARD - CCI



Report Quarter: Q1 FY2018

Provider/Program Name: Open Arms Children's Network - dba Ordered Steps Home for Girls (4320) - CCI

896 Bryant Still Road, Brooklet, GA 30415

Phone: 912-842-5428

Vendor ID# 80481

Quarterly Scores (Grades)

Current Quarter Score (Grade)

Q1: 99.85 (A+)

Q2: N/A

99.85%

Q3: N/A

Q4: N/A

(A+)

Program Census Information:

Children in Care During Quarter: 6

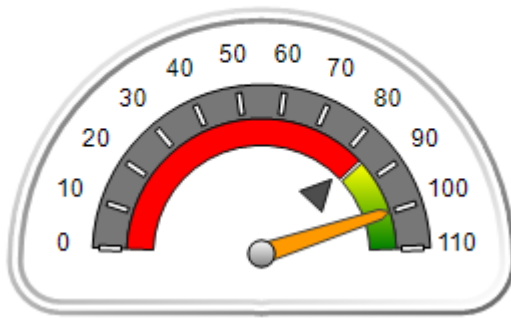
Placements During Quarter: 6

Children in Care On Last Day: 6

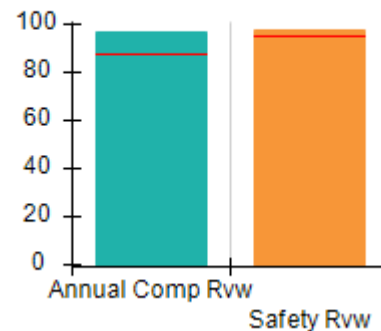
Quarterly Provider Comparisons to All CCIs

▼ indicates average for all CCIs

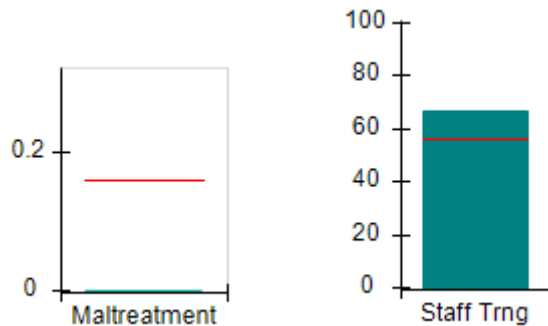
Overall Score (%)



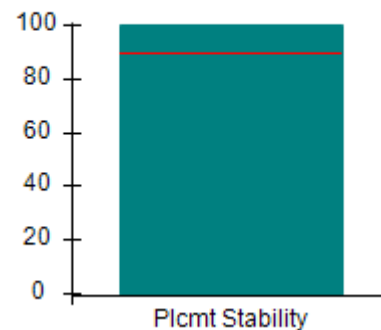
OPM Monitoring Reviews (%)



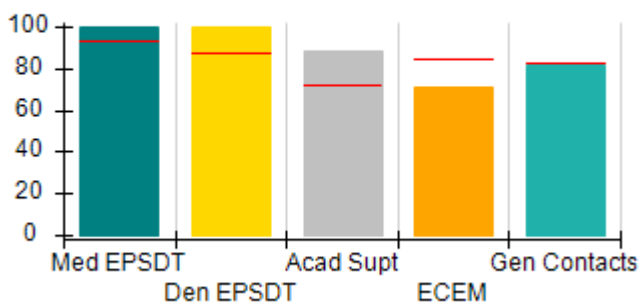
Safety Outcomes (%)



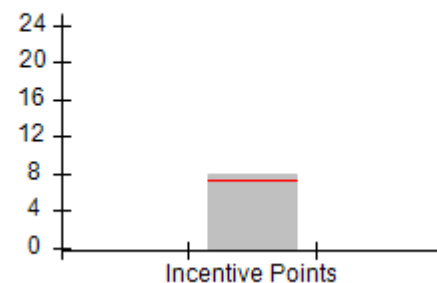
Permanency Outcomes (%)



Well-Being Outcomes (%)



Incentives Earned (Points)





Performance-Based Placement Measures

RBWO Provider GA+SCORECARD - CCI

Report Quarter: Q1 FY2018

Provider/Program Name: Open Arms Children's Network - dba Ordered Steps Home for Girls (4320) - CCI				
896 Bryant Still Road, Brooklet, GA 30415		Quarterly Scores (Grades)		Current Quarter Score (Grade)
Phone: 912-842-5428		Q1: 99.85 (A+)	Q2: N/A	99.85% (A+)
Vendor ID# 80481		Q3: N/A	Q4: N/A	
Program Census Information:		# Children in Care During Quarter: 6	# Placements During Quarter: 6	# Children in Care On Last Day: 6
	Avg Performance All CCIs (%)	Provider Performance (%)*	Possible Points (Weight)	Provider Points Earned
OPM Monitoring Reviews				
Annual Comprehensive Reviews	88%	97%	25	24.14
Safety Reviews	95%	98%	15	14.67
Monitoring Sub-Total			40	38.80
CCI Safety Outcomes				
Incidence of Maltreatment	0.16%	No Substantiated Reports	10	10.00
Staff Training	56%	67%	10	6.70
Safety Sub-Total			20	16.70
CCI Permanency Outcomes				
Placement Stability	90%	100%	15	15.00
Permanency Sub-Total			15	15.00
CCI Well-Being Outcomes				
EPSDT Medical Visits	93%	100%	4	4.00
EPSDT Dental Visits	87%	100%	4	4.00
Academic Supports	72%	88%	3	2.64
Provider ECEM Visits	84%	71%	7	4.97
Provider General Contacts	82%	82%	7	5.74
Placements with Siblings	41%	0%	Not Scored	Not Scored
Placements within Legal County	17%	0%	Not Scored	Not Scored
Well-Being Sub-Total			25	21.35
*Performance calculation descriptions can be found in the FY 2018 RBWO PBP Measurements and Standards Guide.				

Monitoring & Outcomes: Possible Points = 100		Points Earned = 91.85	
Score Before Incentives Credit			91.85%
Incentives Awarded			8.00 pts
PBP Verification			N/A pts
Total Score			99.85%



DHS, DFCS, Office of Provider Management
Performance-Based Placement Measures
RBWO Provider GA+SCORECARD - CCI



Report Quarter: Q1 FY2018

Provider/Program Name: Open Arms Children's Network - dba Ordered Steps Home for Girls (4320) - CCI

Program Census Information:		# Children in Care During Quarter: 6	# Placements During Quarter: 6	# Children in Care On Last Day: 6
CCI Incentive Credits	Avg Performance All CCIs (Points)	Provider Performance (%)*	Possible Points (Weight)	Provider Points Earned
Early EPSDT Medical Visits		100%	2	2.00
Early EPSDT Dental Visits		100%	2	2.00
Permanency Contacts		0%	5	0.00
Additional Academic Supports		0%	2	0.00
Active Agency Accreditation		0%	4	0.00
Staff Clinical Licensure		0%	5	0.00
Behavior Management (threshold = 0)		100%	4	4.00
Incentives Total	7.35		24	8.00
Maximum total combined incentive credit allowed is 10 points.			Incentives Awarded	8.00

*Performance calculation descriptions can be found in the FY 2018 RBWO PBP Measurements and Standards Guide.

Child Protective Services Investigations and Dispositions

The following investigations data, which is not used for scoring but is considered significant to a provider's performance, is from Georgia SHINES and is not considered final or complete until the end of the fiscal year.

Total Reports:	0
Number Screened In:	0
Number Screened Out:	0
Number Substantiated:	0
Number Unsubstantiated:	0
Number Active CPS Investigations:	0



DHS, DFCS, Office of Provider Management
Performance-Based Placement Measures
RBWO Provider GA+SCORECARD - CCI
Report Quarter: Q1 FY2018



Provider/Program Name: Open Arms of Blue Ridge, Inc. - (5135) - CCI

126 Walter Mountain Drive, Epworth, GA 30541

Phone: 706-632-2329

Vendor ID# 114380

Quarterly Scores (Grades)

Q1: 78.61 (C+)

Q2: N/A

Q3: N/A

Q4: N/A

Current Quarter Score (Grade)

78.61%

(C+)

Program Census Information:

Children in Care During Quarter: 13

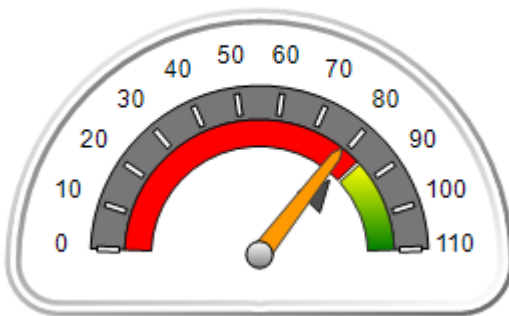
Placements During Quarter: 13

Children in Care On Last Day: 7

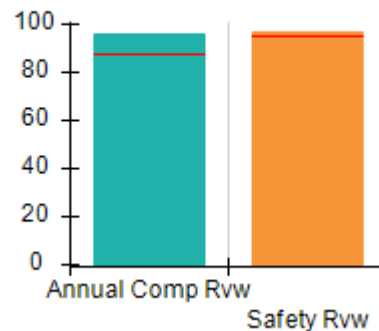
Quarterly Provider Comparisons to All CCIs

▼ — indicates average for all CCIs

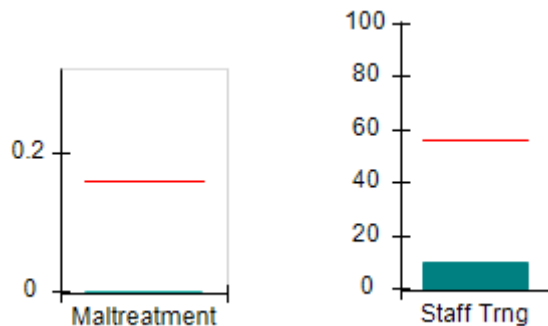
Overall Score (%)



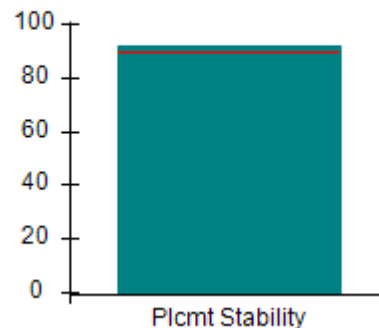
OPM Monitoring Reviews (%)



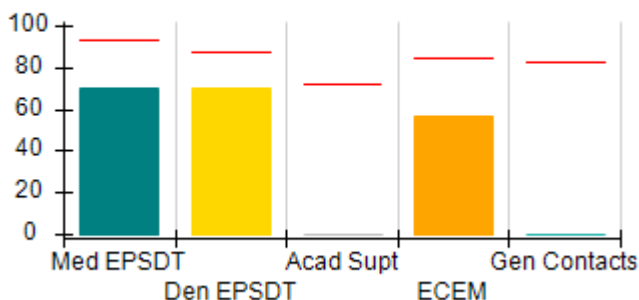
Safety Outcomes (%)



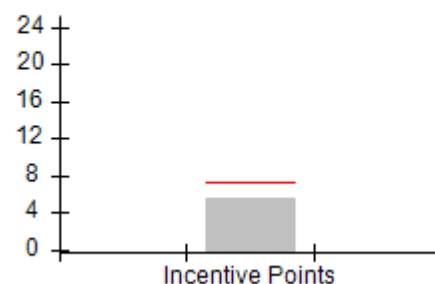
Permanency Outcomes (%)



Well-Being Outcomes (%)



Incentives Earned (Points)





DHS, DFCS, Office of Provider Management
Performance-Based Placement Measures
RBWO Provider GA+SCORECARD - CCI
Report Quarter: Q1 FY2018



Provider/Program Name: Open Arms of Blue Ridge, Inc. - (5135) - CCI				
126 Walter Mountain Drive, Epworth, GA 30541		Quarterly Scores (Grades)		Current Quarter Score (Grade)
Phone: 706-632-2329		Q1: 78.61 (C+)	Q2: N/A	78.61% (C+)
Vendor ID# 114380		Q3: N/A	Q4: N/A	
Program Census Information:		# Children in Care During Quarter: 13	# Placements During Quarter: 13	# Children in Care On Last Day: 7
	Avg Performance All CCIs (%)	Provider Performance (%)*	Possible Points (Weight)	Provider Points Earned
OPM Monitoring Reviews				
Annual Comprehensive Reviews	88%	96%	25	24.10
Safety Reviews	95%	97%	15	14.53
Monitoring Sub-Total			40	38.62
CCI Safety Outcomes				
Incidence of Maltreatment	0.16%	No Substantiated Reports	10	10.00
Staff Training	56%	10%	10	1.00
Safety Sub-Total			20	11.00
CCI Permanency Outcomes				
Placement Stability	90%	92%	15	13.80
Permanency Sub-Total			15	13.80
CCI Well-Being Outcomes				
EPSDT Medical Visits	93%	70%	4	2.80
EPSDT Dental Visits	87%	70%	4	2.80
Academic Supports	72%	0%	3	0.00
Provider ECEM Visits	84%	57%	7	3.99
Provider General Contacts	82%	0%	7	0.00
Placements with Siblings	41%	Not Eligible	Not Scored	Not Scored
Placements within Legal County	17%	25%	Not Scored	Not Scored
Well-Being Sub-Total			25	9.59
*Performance calculation descriptions can be found in the FY 2018 RBWO PBP Measurements and Standards Guide.				

Monitoring & Outcomes: Possible Points = 100	Points Earned = 73.01
Score Before Incentives Credit	73.01%
Incentives Awarded	5.60 pts
PBP Verification	N/A pts
Total Score	78.61%



DHS, DFCS, Office of Provider Management
Performance-Based Placement Measures
RBWO Provider GA+SCORECARD - CCI
Report Quarter: Q1 FY2018



Provider/Program Name: Open Arms of Blue Ridge, Inc. - (5135) - CCI

Program Census Information:		# Children in Care During Quarter: 13	# Placements During Quarter: 13	# Children in Care On Last Day: 7
CCI Incentive Credits	Avg Performance All CCIs (Points)	Provider Performance (%)*	Possible Points (Weight)	Provider Points Earned
Early EPSDT Medical Visits		40%	2	0.80
Early EPSDT Dental Visits		40%	2	0.80
Permanency Contacts		0%	5	0.00
Additional Academic Supports		0%	2	0.00
Active Agency Accreditation		0%	4	0.00
Staff Clinical Licensure		0%	5	0.00
Behavior Management (threshold = 0)		100%	4	4.00
Incentives Total	7.35		24	5.60
Maximum total combined incentive credit allowed is 10 points.			Incentives Awarded	5.60

*Performance calculation descriptions can be found in the FY 2018 RBWO PBP Measurements and Standards Guide.

Child Protective Services Investigations and Dispositions

The following investigations data, which is not used for scoring but is considered significant to a provider's performance, is from Georgia SHINES and is not considered final or complete until the end of the fiscal year.

Total Reports:	0	
Number Screened In:	0	
Number Screened Out:	0	
Number Substantiated:	0	
Number Unsubstantiated:	0	
Number Active CPS Investigations:	0	



DHS, DFCS, Office of Provider Management
Performance-Based Placement Measures
RBWO Provider GA+SCORECARD - CCI
Report Quarter: Q1 FY2018



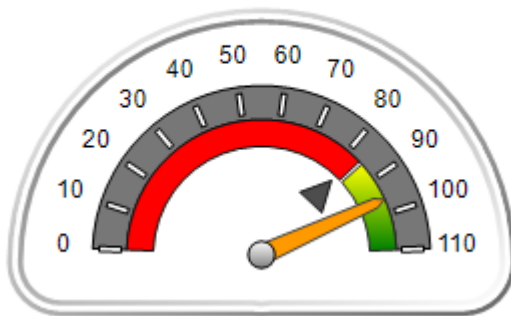
Provider/Program Name: Open Door Home - Boys Annex Long Term Program (940) - CCI

792 John Davenport Dr., Rome, GA 30165 Phone: 706-233-9175 Vendor ID# 35532	Quarterly Scores (Grades)		Current Quarter Score (Grade)
	Q1: 96.11 (A)	Q2: N/A	96.11% (A)
	Q3: N/A	Q4: N/A	
Program Census Information:	# Children in Care During Quarter: 11	# Placements During Quarter: 11	# Children in Care On Last Day: 8

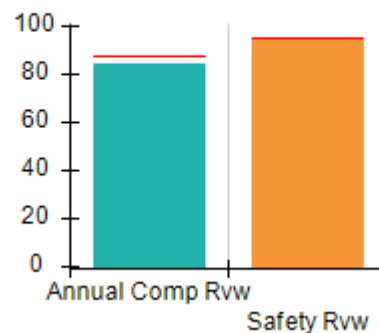
Quarterly Provider Comparisons to All CCIs

▼ — indicates average for all CCIs

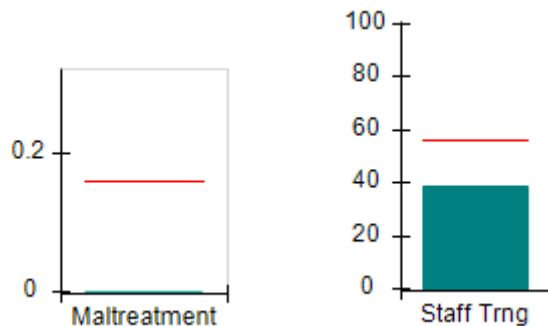
Overall Score (%)



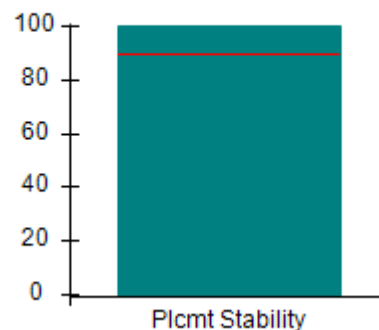
OPM Monitoring Reviews (%)



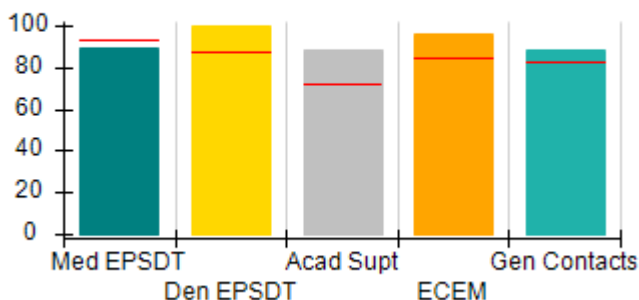
Safety Outcomes (%)



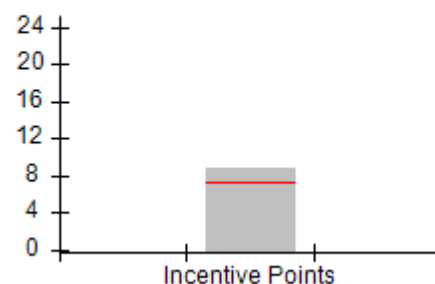
Permanency Outcomes (%)



Well-Being Outcomes (%)



Incentives Earned (Points)





DHS, DFCS, Office of Provider Management
Performance-Based Placement Measures
RBWO Provider GA+SCORECARD - CCI
Report Quarter: Q1 FY2018



Provider/Program Name: Open Door Home - Boys Annex Long Term Program (940) - CCI

792 John Davenport Dr., Rome, GA 30165 Phone: 706-233-9175 Vendor ID# 35532	Quarterly Scores (Grades)		Current Quarter Score (Grade)
	Q1: 96.11 (A)	Q2: N/A	96.11% (A)
	Q3: N/A	Q4: N/A	

Program Census Information:	# Children in Care During Quarter: 11	# Placements During Quarter: 11	# Children in Care On Last Day: 8
-----------------------------	---------------------------------------	---------------------------------	-----------------------------------

	Avg Performance All CCIs (%)	Provider Performance (%)*	Possible Points (Weight)	Provider Points Earned
--	-------------------------------------	----------------------------------	---------------------------------	-------------------------------

OPM Monitoring Reviews

Annual Comprehensive Reviews	88%	84%	25	21.05
Safety Reviews	95%	95%	15	14.26
Monitoring Sub-Total			40	35.31

CCI Safety Outcomes

Incidence of Maltreatment	0.16%	No Substantiated Reports	10	10.00
Staff Training	56%	39%	10	3.90
Safety Sub-Total			20	13.90

CCI Permanency Outcomes

Placement Stability	90%	100%	15	15.00
Permanency Sub-Total			15	15.00

CCI Well-Being Outcomes

EPSDT Medical Visits	93%	89%	4	3.56
EPSDT Dental Visits	87%	100%	4	4.00
Academic Supports	72%	88%	3	2.64
Provider ECEM Visits	84%	96%	7	6.72
Provider General Contacts	82%	88%	7	6.16
Placements with Siblings	41%	100%	Not Scored	Not Scored
Placements within Legal County	17%	67%	Not Scored	Not Scored
Well-Being Sub-Total			25	23.08

*Performance calculation descriptions can be found in the FY 2018 RBWO PBP Measurements and Standards Guide.

Monitoring & Outcomes: Possible Points = 100	Points Earned = 87.29
Score Before Incentives Credit	87.29%
Incentives Awarded	8.82 pts
PBP Verification	N/A pts
Total Score	96.11%



DHS, DFCS, Office of Provider Management
Performance-Based Placement Measures
RBWO Provider GA+SCORECARD - CCI
Report Quarter: Q1 FY2018



Provider/Program Name: Open Door Home - Boys Annex Long Term Program (940) - CCI

Program Census Information:		# Children in Care During Quarter: 11	# Placements During Quarter: 11	# Children in Care On Last Day: 8
CCI Incentive Credits	Avg Performance All CCIs (Points)	Provider Performance (%)*	Possible Points (Weight)	Provider Points Earned
Early EPSDT Medical Visits		80%	2	1.60
Early EPSDT Dental Visits		100%	2	2.00
Permanency Contacts		0%	5	0.00
Additional Academic Supports		61%	2	1.22
Active Agency Accreditation		0%	4	0.00
Staff Clinical Licensure		0%	5	0.00
Behavior Management (threshold = 0)		100%	4	4.00
Incentives Total	7.35		24	8.82
Maximum total combined incentive credit allowed is 10 points.			Incentives Awarded	8.82

*Performance calculation descriptions can be found in the FY 2018 RBWO PBP Measurements and Standards Guide.

Child Protective Services Investigations and Dispositions

The following investigations data, which is not used for scoring but is considered significant to a provider's performance, is from Georgia SHINES and is not considered final or complete until the end of the fiscal year.

Total Reports:	0	
Number Screened In:	0	
Number Screened Out:	0	
Number Substantiated:	0	
Number Unsubstantiated:	0	
Number Active CPS Investigations:	0	



DHS, DFCS, Office of Provider Management
Performance-Based Placement Measures
RBWO Provider GA+SCORECARD - CCI
Report Quarter: Q1 FY2018



Provider/Program Name: Open Door Home - Girls Annex Long Term Program (939) - CCI

5 Leon St., Rome, GA 30165

Phone: 706 232-6662

Vendor ID# 35531

Quarterly Scores (Grades)

Q1: 98.77 (A+)

Q2: N/A

Q3: N/A

Q4: N/A

Current Quarter Score (Grade)

98.77%

(A+)

Program Census Information:

Children in Care During
Quarter: 17

Placements During
Quarter: 17

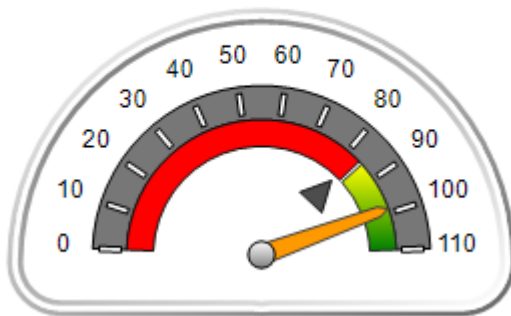
Children in Care On Last
Day: 11

Quarterly Provider Comparisons to All CCIs

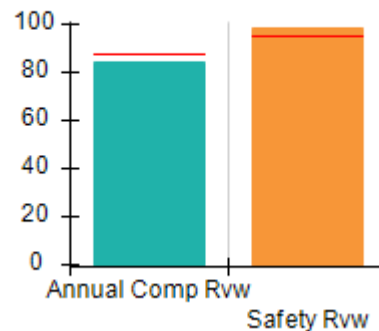


indicates average for all CCIs

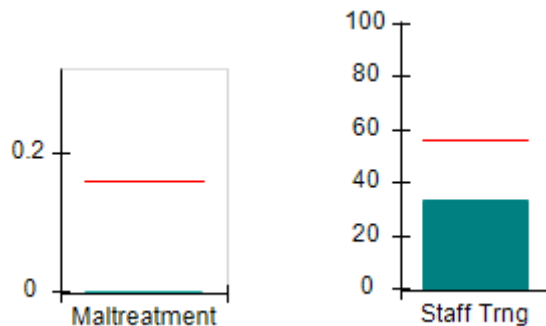
Overall Score (%)



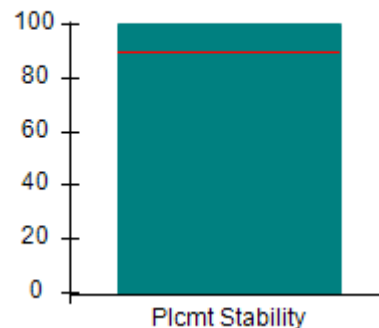
OPM Monitoring Reviews (%)



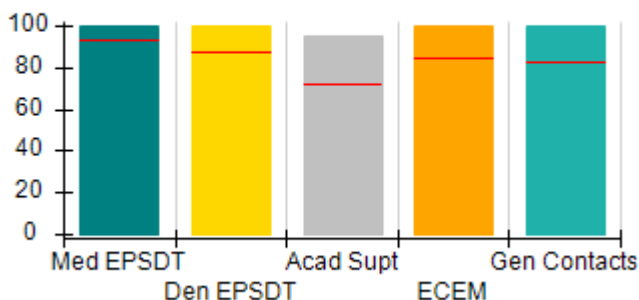
Safety Outcomes (%)



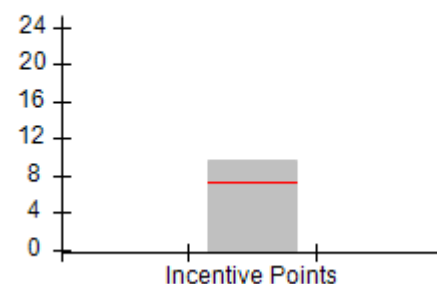
Permanency Outcomes (%)



Well-Being Outcomes (%)



Incentives Earned (Points)





DHS, DFCS, Office of Provider Management
Performance-Based Placement Measures
RBWO Provider GA+SCORECARD - CCI
Report Quarter: Q1 FY2018



Provider/Program Name: Open Door Home - Girls Annex Long Term Program (939) - CCI

5 Leon St., Rome, GA 30165 Phone: 706 232-6662 Vendor ID# 35531	Quarterly Scores (Grades)		Current Quarter Score (Grade)
	Q1: 98.77 (A+)	Q2: N/A	98.77% (A+)
	Q3: N/A	Q4: N/A	

Program Census Information:	# Children in Care During Quarter: 17	# Placements During Quarter: 17	# Children in Care On Last Day: 11
------------------------------------	----------------------------------------------	----------------------------------------	-------------------------------------------

	Avg Performance All CCIs (%)	Provider Performance (%)*	Possible Points (Weight)	Provider Points Earned
--	-------------------------------------	----------------------------------	---------------------------------	-------------------------------

OPM Monitoring Reviews

Annual Comprehensive Reviews	88%	85%	25	21.18
Safety Reviews	95%	99%	15	14.79
Monitoring Sub-Total			40	35.98

CCI Safety Outcomes

Incidence of Maltreatment	0.16%	No Substantiated Reports	10	10.00
Staff Training	56%	33%	10	3.30
Safety Sub-Total			20	13.30

CCI Permanency Outcomes

Placement Stability	90%	100%	15	15.00
Permanency Sub-Total			15	15.00

CCI Well-Being Outcomes

EPSDT Medical Visits	93%	100%	4	4.00
EPSDT Dental Visits	87%	100%	4	4.00
Academic Supports	72%	95%	3	2.85
Provider ECEM Visits	84%	100%	7	7.00
Provider General Contacts	82%	100%	7	7.00
Placements with Siblings	41%	71%	Not Scored	Not Scored
Placements within Legal County	17%	33%	Not Scored	Not Scored
Well-Being Sub-Total			25	24.85

*Performance calculation descriptions can be found in the FY 2018 RBWO PBP Measurements and Standards Guide.

Monitoring & Outcomes: Possible Points = 100	Points Earned = 89.13
Score Before Incentives Credit	89.13%
Incentives Awarded	9.64 pts
PBP Verification	N/A pts
Total Score	98.77%



DHS, DFCS, Office of Provider Management
Performance-Based Placement Measures
RBWO Provider GA+SCORECARD - CCI
Report Quarter: Q1 FY2018



Provider/Program Name: Open Door Home - Girls Annex Long Term Program (939) - CCI

Program Census Information:		# Children in Care During Quarter: 17	# Placements During Quarter: 17	# Children in Care On Last Day: 11
CCI Incentive Credits	Avg Performance All CCIs (Points)	Provider Performance (%)*	Possible Points (Weight)	Provider Points Earned
Early EPSDT Medical Visits		100%	2	2.00
Early EPSDT Dental Visits		100%	2	2.00
Permanency Contacts		0%	5	0.00
Additional Academic Supports		82%	2	1.64
Active Agency Accreditation		0%	4	0.00
Staff Clinical Licensure		0%	5	0.00
Behavior Management (threshold = 0)		100%	4	4.00
Incentives Total	7.35		24	9.64
Maximum total combined incentive credit allowed is 10 points.			Incentives Awarded	9.64

*Performance calculation descriptions can be found in the FY 2018 RBWO PBP Measurements and Standards Guide.

Child Protective Services Investigations and Dispositions

The following investigations data, which is not used for scoring but is considered significant to a provider's performance, is from Georgia SHINES and is not considered final or complete until the end of the fiscal year.

Total Reports:	0	
Number Screened In:	0	
Number Screened Out:	0	
Number Substantiated:	0	
Number Unsubstantiated:	0	
Number Active CPS Investigations:	0	



DHS, DFCS, Office of Provider Management
Performance-Based Placement Measures
RBWO Provider GA+SCORECARD - CCI
Report Quarter: Q1 FY2018



Provider/Program Name: Our House for Kids - (792) - CCI

114 Old Moores Mill Rd., Bremen, GA 30110

Phone: 770-537-1940

Vendor ID# 35536

Quarterly Scores (Grades)

Q1: 96.08 (A)

Q2: N/A

Q3: N/A

Q4: N/A

Current Quarter Score (Grade)

96.08%

(A)

Program Census Information:

Children in Care During
Quarter: 10

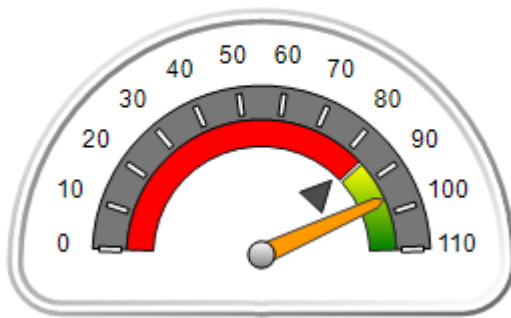
Placements During
Quarter: 10

Children in Care On Last
Day: 9

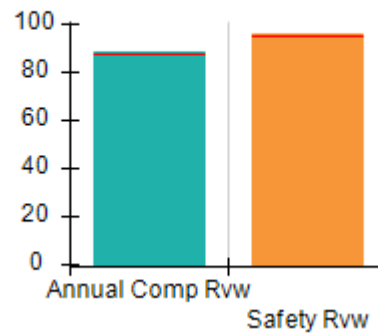
Quarterly Provider Comparisons to All CCIs

▼ indicates average for all CCIs

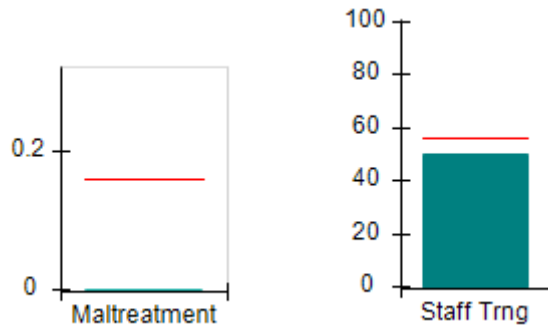
Overall Score (%)



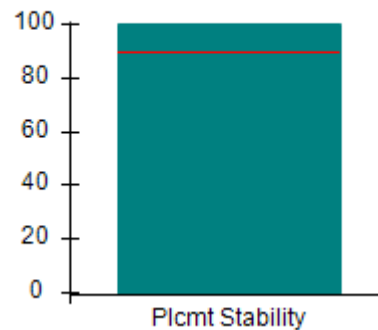
OPM Monitoring Reviews (%)



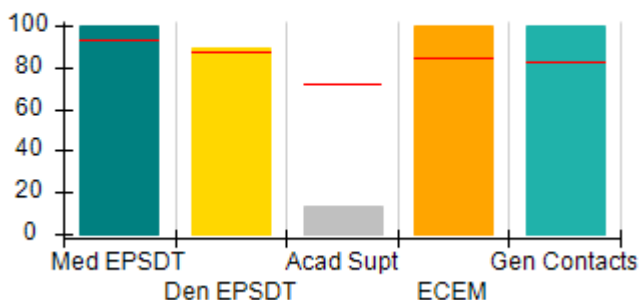
Safety Outcomes (%)



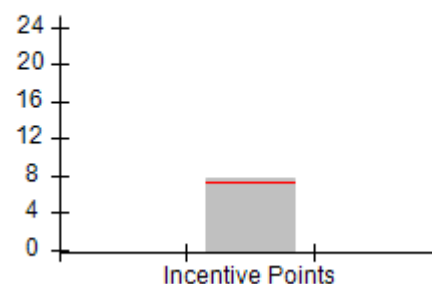
Permanency Outcomes (%)



Well-Being Outcomes (%)



Incentives Earned (Points)





DHS, DFCS, Office of Provider Management
Performance-Based Placement Measures
RBWO Provider GA+SCORECARD - CCI
Report Quarter: Q1 FY2018



Provider/Program Name: Our House for Kids - (792) - CCI				
114 Old Moores Mill Rd., Bremen, GA 30110 Phone: 770-537-1940 Vendor ID# 35536		Quarterly Scores (Grades)		Current Quarter Score (Grade)
		Q1: 96.08 (A)	Q2: N/A	96.08% (A)
		Q3: N/A	Q4: N/A	
Program Census Information:		# Children in Care During Quarter: 10	# Placements During Quarter: 10	# Children in Care On Last Day: 9
	Avg Performance All CCIs (%)	Provider Performance (%)*	Possible Points (Weight)	Provider Points Earned
OPM Monitoring Reviews				
Annual Comprehensive Reviews	88%	88%	25	22.04
Safety Reviews	95%	96%	15	14.46
Monitoring Sub-Total			40	36.50
CCI Safety Outcomes				
Incidence of Maltreatment	0.16%	No Substantiated Reports	10	10.00
Staff Training	56%	50%	10	5.00
Safety Sub-Total			20	15.00
CCI Permanency Outcomes				
Placement Stability	90%	100%	15	15.00
Permanency Sub-Total			15	15.00
CCI Well-Being Outcomes				
EPSDT Medical Visits	93%	100%	4	4.00
EPSDT Dental Visits	87%	89%	4	3.56
Academic Supports	72%	14%	3	0.42
Provider ECEM Visits	84%	100%	7	7.00
Provider General Contacts	82%	100%	7	7.00
Placements with Siblings	41%	33%	Not Scored	Not Scored
Placements within Legal County	17%	25%	Not Scored	Not Scored
Well-Being Sub-Total			25	21.98
*Performance calculation descriptions can be found in the FY 2018 RBWO PBP Measurements and Standards Guide.				

Monitoring & Outcomes: Possible Points = 100	Points Earned = 88.48
Score Before Incentives Credit	88.48%
Incentives Awarded	7.60 pts
PBP Verification	N/A pts
Total Score	96.08%



DHS, DFCS, Office of Provider Management
Performance-Based Placement Measures
RBWO Provider GA+SCORECARD - CCI
Report Quarter: Q1 FY2018



Provider/Program Name: Our House for Kids - (792) - CCI

Program Census Information:		# Children in Care During Quarter: 10	# Placements During Quarter: 10	# Children in Care On Last Day: 9
CCI Incentive Credits	Avg Performance All CCIs (Points)	Provider Performance (%)*	Possible Points (Weight)	Provider Points Earned
Early EPSDT Medical Visits		100%	2	2.00
Early EPSDT Dental Visits		80%	2	1.60
Permanency Contacts		None Planned	5	
Additional Academic Supports		0%	2	0.00
Active Agency Accreditation		0%	4	0.00
Staff Clinical Licensure		0%	5	0.00
Behavior Management (threshold = 0)		100%	4	4.00
Incentives Total	7.35		24	7.60
Maximum total combined incentive credit allowed is 10 points.			Incentives Awarded	7.60

*Performance calculation descriptions can be found in the FY 2018 RBWO PBP Measurements and Standards Guide.

Child Protective Services Investigations and Dispositions

The following investigations data, which is not used for scoring but is considered significant to a provider's performance, is from Georgia SHINES and is not considered final or complete until the end of the fiscal year.

Total Reports:	0	
Number Screened In:	0	
Number Screened Out:	0	
Number Substantiated:	0	
Number Unsubstantiated:	0	
Number Active CPS Investigations:	0	



DHS, DFCS, Office of Provider Management
Performance-Based Placement Measures
RBWO Provider GA+SCORECARD - CCI



Report Quarter: Q1 FY2018

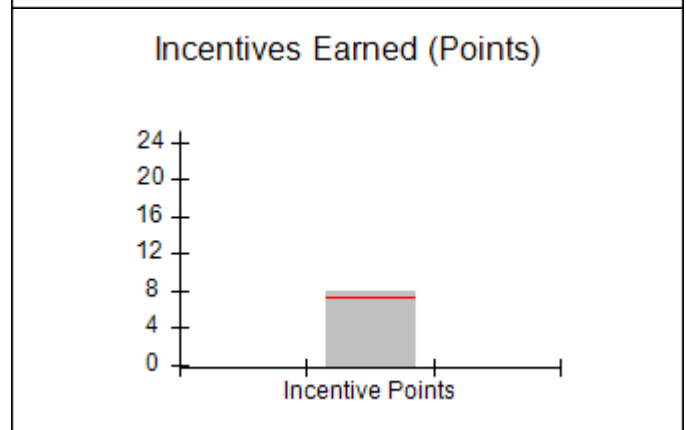
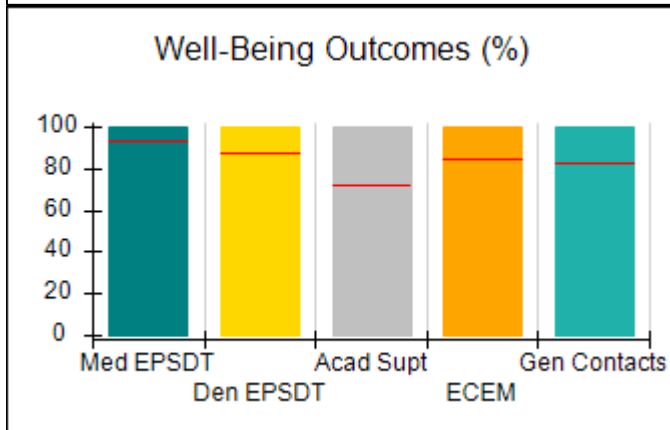
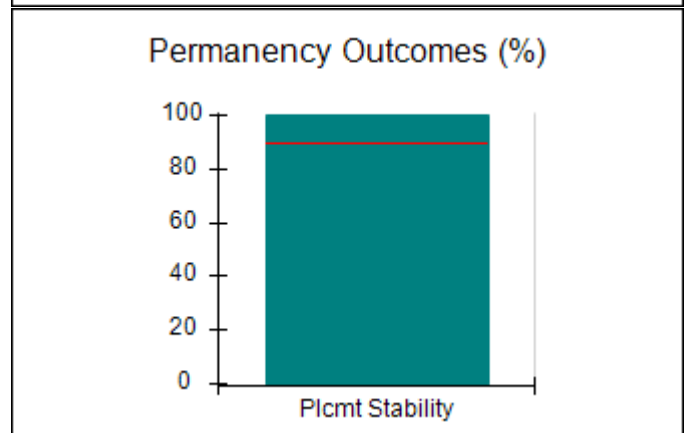
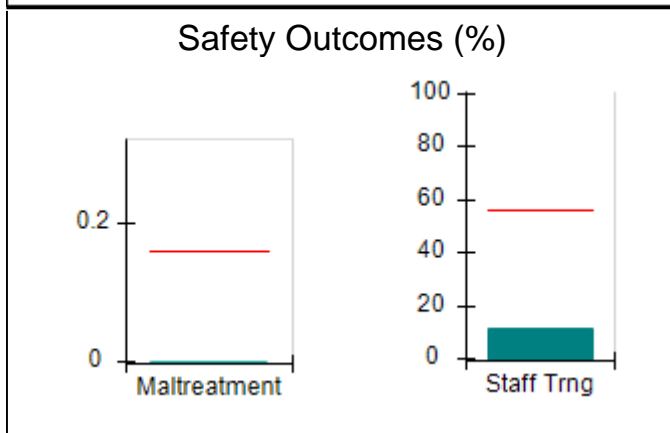
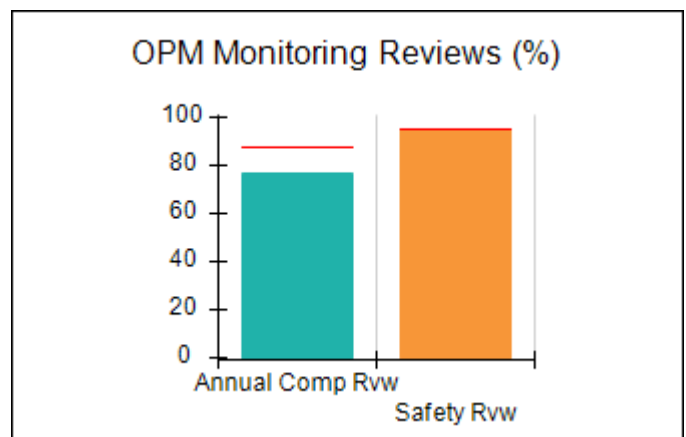
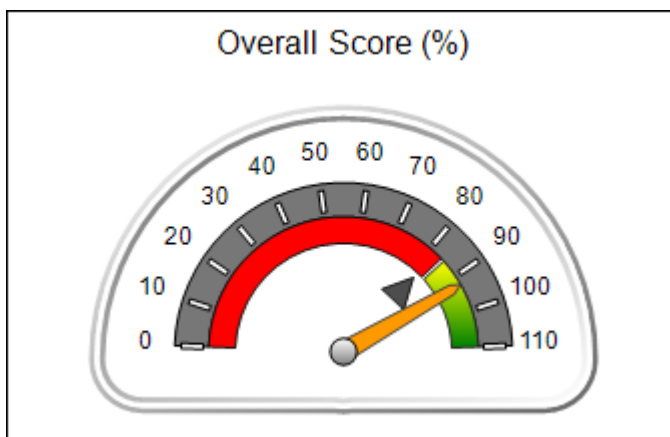
Provider/Program Name: Park Place Outreach (formerly Marshland Foundation) - (732) - CCI

514 East Henry Street, Savannah, GA 31401 Phone: 912-234-4048 Vendor ID# 35537	Quarterly Scores (Grades)		Current Quarter Score (Grade)
	Q1: 92.65 (A-)	Q2: N/A	92.65% (A-)
	Q3: N/A	Q4: N/A	

Program Census Information:	# Children in Care During Quarter: 3	# Placements During Quarter: 3	# Children in Care On Last Day: 1
-----------------------------	--------------------------------------	--------------------------------	-----------------------------------

Quarterly Provider Comparisons to All CCIs

▼ — indicates average for all CCIs





DHS, DFCS, Office of Provider Management
Performance-Based Placement Measures
RBWO Provider GA+SCORECARD - CCI



Report Quarter: Q1 FY2018

Provider/Program Name: Park Place Outreach (formerly Marshland Foundation) - (732) - CCI

514 East Henry Street, Savannah, GA 31401 Phone: 912-234-4048 Vendor ID# 35537	Quarterly Scores (Grades)		Current Quarter Score (Grade)
	Q1: 92.65 (A-)	Q2: N/A	92.65% (A-)
	Q3: N/A	Q4: N/A	

Program Census Information:	# Children in Care During Quarter: 3	# Placements During Quarter: 3	# Children in Care On Last Day: 1
-----------------------------	--------------------------------------	--------------------------------	-----------------------------------

	Avg Performance All CCIs (%)	Provider Performance (%)*	Possible Points (Weight)	Provider Points Earned
--	-------------------------------------	----------------------------------	---------------------------------	-------------------------------

OPM Monitoring Reviews

Annual Comprehensive Reviews	88%	77%	25	19.26
Safety Reviews	95%	95%	15	14.30
Monitoring Sub-Total			40	33.55

CCI Safety Outcomes

Incidence of Maltreatment	0.16%	No Substantiated Reports	10	10.00
Staff Training	56%	11%	10	1.10
Safety Sub-Total			20	11.10

CCI Permanency Outcomes

Placement Stability	90%	100%	15	15.00
Permanency Sub-Total			15	15.00

CCI Well-Being Outcomes

EPSDT Medical Visits	93%	100%	4	4.00
EPSDT Dental Visits	87%	100%	4	4.00
Academic Supports	72%	100%	3	3.00
Provider ECEM Visits	84%	100%	7	7.00
Provider General Contacts	82%	100%	7	7.00
Placements with Siblings	41%	Not Eligible	Not Scored	Not Scored
Placements within Legal County	17%	100%	Not Scored	Not Scored
Well-Being Sub-Total			25	25.00

*Performance calculation descriptions can be found in the FY 2018 RBWO PBP Measurements and Standards Guide.

Monitoring & Outcomes: Possible Points = 100	Points Earned = 84.65
Score Before Incentives Credit	84.65%
Incentives Awarded	8.00 pts
PBP Verification	N/A pts
Total Score	92.65%



DHS, DFCS, Office of Provider Management
Performance-Based Placement Measures
RBWO Provider GA+SCORECARD - CCI



Report Quarter: Q1 FY2018

Provider/Program Name: Park Place Outreach (formerly Marshland Foundation) - (732) - CCI

Program Census Information:		# Children in Care During Quarter: 3	# Placements During Quarter: 3	# Children in Care On Last Day: 1
CCI Incentive Credits	Avg Performance All CCIs (Points)	Provider Performance (%)*	Possible Points (Weight)	Provider Points Earned
Early EPSDT Medical Visits		Not Eligible	2	
Early EPSDT Dental Visits		100%	2	2.00
Permanency Contacts		None Planned	5	
Additional Academic Supports		0%	2	0.00
Active Agency Accreditation		50%	4	2.00
Staff Clinical Licensure		0%	5	0.00
Behavior Management (threshold = 0)		100%	4	4.00
Incentives Total	7.35		24	8.00
Maximum total combined incentive credit allowed is 10 points.			Incentives Awarded	8.00

*Performance calculation descriptions can be found in the FY 2018 RBWO PBP Measurements and Standards Guide.

Child Protective Services Investigations and Dispositions

The following investigations data, which is not used for scoring but is considered significant to a provider's performance, is from Georgia SHINES and is not considered final or complete until the end of the fiscal year.

Total Reports:	0
Number Screened In:	0
Number Screened Out:	0
Number Substantiated:	0
Number Unsubstantiated:	0
Number Active CPS Investigations:	0



DHS, DFCS, Office of Provider Management
Performance-Based Placement Measures
RBWO Provider GA+SCORECARD - CCI
Report Quarter: Q1 FY2018



Provider/Program Name: Positive Growth - Jolly Ave. (794) - CCI

1033 Jolly Ave., Clarkston, GA 30021

Phone: 404-292-6420

Vendor ID# 35547

Quarterly Scores (Grades)

Q1: 59.00 (F)

Q2: N/A

Q3: N/A

Q4: N/A

Current Quarter Score
(Grade)

59.00%

(F)

Program Census Information:

Children in Care During
Quarter: 0

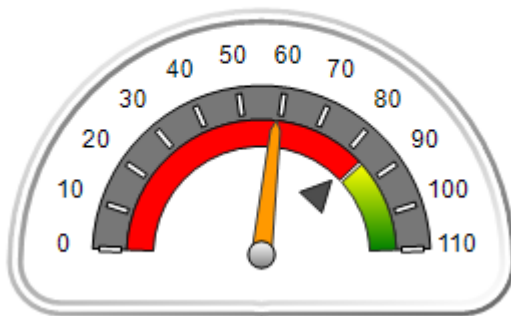
Placements During
Quarter: 0

Children in Care On Last
Day: 0

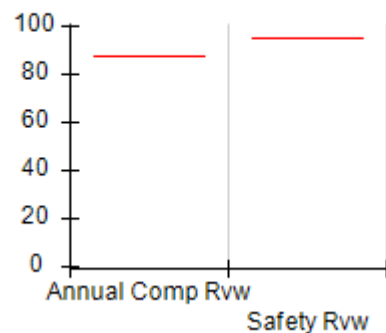
Quarterly Provider Comparisons to All CCIs

▼ indicates average for all CCIs

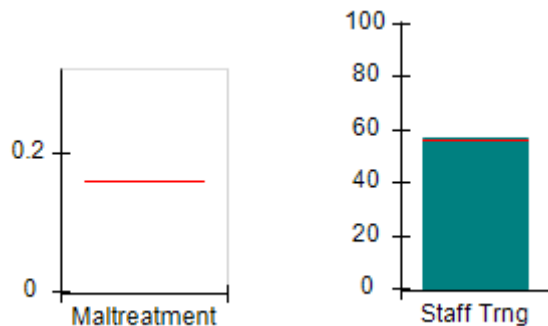
Overall Score (%)



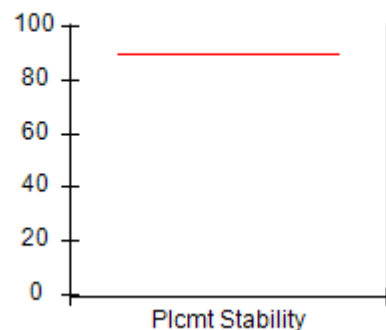
OPM Monitoring Reviews (%)



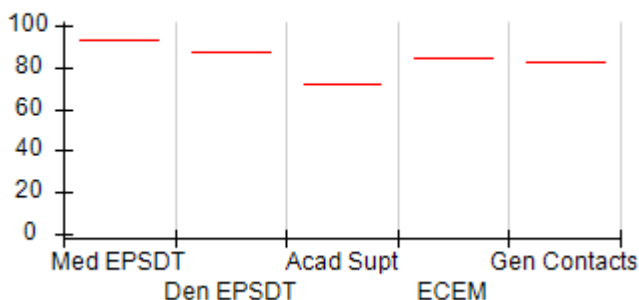
Safety Outcomes (%)



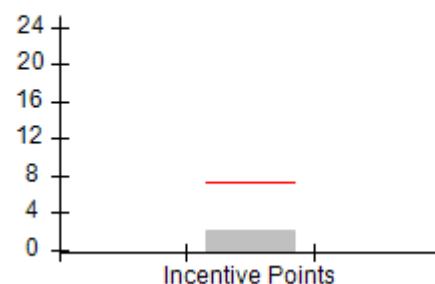
Permanency Outcomes (%)



Well-Being Outcomes (%)



Incentives Earned (Points)





DHS, DFCS, Office of Provider Management
Performance-Based Placement Measures
RBWO Provider GA+SCORECARD - CCI
 Report Quarter: Q1 FY2018



Provider/Program Name: Positive Growth - Jolly Ave. (794) - CCI

1033 Jolly Ave., Clarkston, GA 30021 Phone: 404-292-6420 Vendor ID# 35547	Quarterly Scores (Grades)		Current Quarter Score (Grade)
	Q1: 59.00 (F)	Q2: N/A	59.00% (F)
	Q3: N/A	Q4: N/A	

Program Census Information:	# Children in Care During Quarter: 0	# Placements During Quarter: 0	# Children in Care On Last Day: 0
-----------------------------	--------------------------------------	--------------------------------	-----------------------------------

	Avg Performance All CCIs (%)	Provider Performance (%)*	Possible Points (Weight)	Provider Points Earned
--	-------------------------------------	----------------------------------	---------------------------------	-------------------------------

OPM Monitoring Reviews

Annual Comprehensive Reviews	88%	Not Yet Conducted		
Safety Reviews	95%	Not Yet Conducted		
Monitoring Sub-Total				0.00

CCI Safety Outcomes

Incidence of Maltreatment	0.16%	Not Eligible		
Staff Training	56%	57%	20	11.40
Safety Sub-Total			20	11.40

CCI Permanency Outcomes

Placement Stability	90%	Not Eligible		
Permanency Sub-Total			N/A	

CCI Well-Being Outcomes

EPSDT Medical Visits	93%	Not Eligible		
EPSDT Dental Visits	87%	Not Eligible		
Academic Supports	72%	Not Eligible		
Provider ECEM Visits	84%	Not Eligible		
Provider General Contacts	82%	Not Eligible		
Placements with Siblings	41%	Not Eligible	Not Scored	Not Scored
Placements within Legal County	17%	Not Eligible	Not Scored	Not Scored
Well-Being Sub-Total			N/A	

*Performance calculation descriptions can be found in the FY 2018 RBWO PBP Measurements and Standards Guide.

Monitoring & Outcomes: Possible Points = 20	Points Earned = 11.40
Score Before Incentives Credit	57.00%
Incentives Awarded	2.00 pts
PBP Verification	N/A pts
Total Score	59.00%

Provider/Program Name: Positive Growth - Jolly Ave. (794) - CCI



DHS, DFCS, Office of Provider Management
Performance-Based Placement Measures
RBWO Provider GA+SCORECARD - CCI
Report Quarter: Q1 FY2018



Program Census Information:		# Children in Care During Quarter: 0	# Placements During Quarter: 0	# Children in Care On Last Day: 0
CCI Incentive Credits	Avg Performance All CCIs (Points)	Provider Performance (%)*	Possible Points (Weight)	Provider Points Earned
Early EPSDT Medical Visits		Not Eligible	2	
Early EPSDT Dental Visits		Not Eligible	2	
Permanency Contacts		None Planned	5	
Additional Academic Supports		Not Eligible	2	
Active Agency Accreditation		50%	4	2.00
Staff Clinical Licensure		0%	5	0.00
Behavior Management (threshold = 0)		0%	4	
Incentives Total	7.35		24	2.00
Maximum total combined incentive credit allowed is 10 points.			Incentives Awarded	2.00
*Performance calculation descriptions can be found in the FY 2018 RBWO PBP Measurements and Standards Guide.				

Child Protective Services Investigations and Dispositions		
The following investigations data, which is not used for scoring but is considered significant to a provider's performance, is from Georgia SHINES and is not considered final or complete until the end of the fiscal year.		
Total Reports:	0	
Number Screened In:	0	
Number Screened Out:	0	
Number Substantiated:	0	
Number Unsubstantiated:	0	
Number Active CPS Investigations:	0	



DHS, DFCS, Office of Provider Management
Performance-Based Placement Measures
RBWO Provider GA+SCORECARD - CCI
Report Quarter: Q1 FY2018



Provider/Program Name: Positive Growth - Ponce De Leon Ave. (795) - CCI

4036 E Ponce De Leon Ave., Clarkston, GA 30021

Phone: 404-292-6420

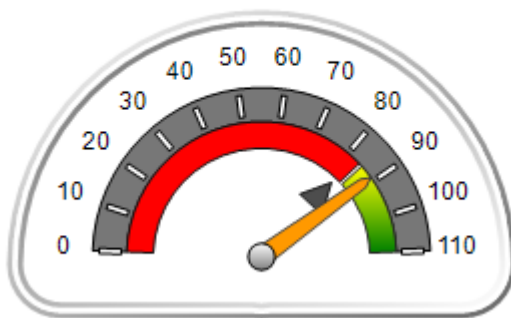
Vendor ID# 35546

Quarterly Scores (Grades)		Current Quarter Score (Grade)
Q1: 88.86 (B+)	Q2: N/A	88.86% (B+)
Q3: N/A	Q4: N/A	
Program Census Information:		# Children in Care During Quarter: 13
		# Placements During Quarter: 14
		# Children in Care On Last Day: 7

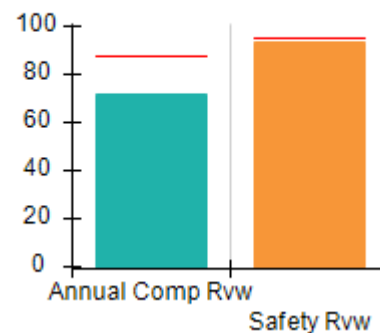
Quarterly Provider Comparisons to All CCIs

▼ indicates average for all CCIs

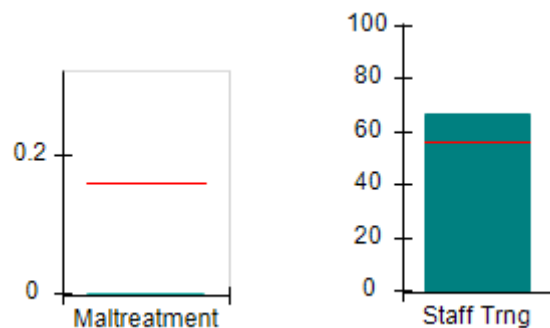
Overall Score (%)



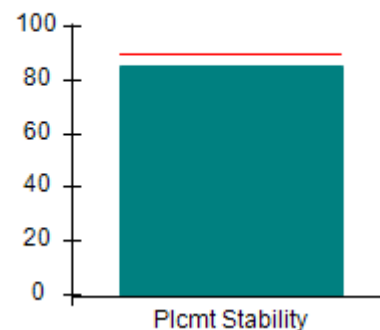
OPM Monitoring Reviews (%)



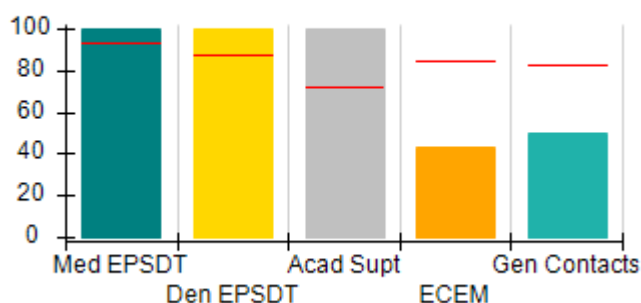
Safety Outcomes (%)



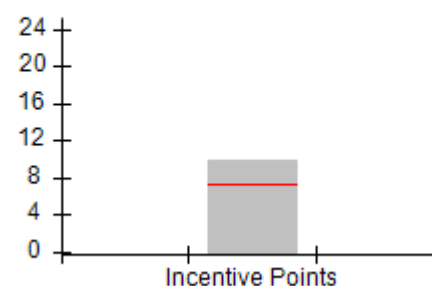
Permanency Outcomes (%)



Well-Being Outcomes (%)



Incentives Earned (Points)





DHS, DFCS, Office of Provider Management
Performance-Based Placement Measures
RBWO Provider GA+SCORECARD - CCI
Report Quarter: Q1 FY2018



Provider/Program Name: Positive Growth - Ponce De Leon Ave. (795) - CCI				
4036 E Ponce De Leon Ave., Clarkston, GA 30021 Phone: 404-292-6420 Vendor ID# 35546		Quarterly Scores (Grades)		Current Quarter Score (Grade)
		Q1: 88.86 (B+)	Q2: N/A	88.86% (B+)
		Q3: N/A	Q4: N/A	
Program Census Information:		# Children in Care During Quarter: 13	# Placements During Quarter: 14	# Children in Care On Last Day: 7
	Avg Performance All CCIs (%)	Provider Performance (%)*	Possible Points (Weight)	Provider Points Earned
OPM Monitoring Reviews				
Annual Comprehensive Reviews	88%	72%	25	17.98
Safety Reviews	95%	94%	15	14.05
Monitoring Sub-Total			40	32.02
CCI Safety Outcomes				
Incidence of Maltreatment	0.16%	No Substantiated Reports	10	10.00
Staff Training	56%	67%	10	6.70
Safety Sub-Total			20	16.70
CCI Permanency Outcomes				
Placement Stability	90%	85%	15	12.75
Permanency Sub-Total			15	12.75
CCI Well-Being Outcomes				
EPSDT Medical Visits	93%	100%	4	4.00
EPSDT Dental Visits	87%	100%	4	4.00
Academic Supports	72%	100%	3	3.00
Provider ECEM Visits	84%	43%	7	3.01
Provider General Contacts	82%	50%	7	3.50
Placements with Siblings	41%	0%	Not Scored	Not Scored
Placements within Legal County	17%	40%	Not Scored	Not Scored
Well-Being Sub-Total			25	17.51
*Performance calculation descriptions can be found in the FY 2018 RBWO PBP Measurements and Standards Guide.				

Monitoring & Outcomes: Possible Points = 100		Points Earned = 78.98	
Score Before Incentives Credit			78.98%
Incentives Awarded			9.88 pts
PBP Verification			N/A pts
Total Score			88.86%



DHS, DFCS, Office of Provider Management
Performance-Based Placement Measures
RBWO Provider GA+SCORECARD - CCI
Report Quarter: Q1 FY2018



Provider/Program Name: Positive Growth - Ponce De Leon Ave. (795) - CCI

Program Census Information:		# Children in Care During Quarter: 13	# Placements During Quarter: 14	# Children in Care On Last Day: 7
CCI Incentive Credits	Avg Performance All CCIs (Points)	Provider Performance (%)*	Possible Points (Weight)	Provider Points Earned
Early EPSDT Medical Visits		100%	2	2.00
Early EPSDT Dental Visits		100%	2	2.00
Permanency Contacts		0%	5	0.00
Additional Academic Supports		94%	2	1.88
Active Agency Accreditation		0%	4	0.00
Staff Clinical Licensure		0%	5	0.00
Behavior Management (threshold = 0)		100%	4	4.00
Incentives Total	7.35		24	9.88
Maximum total combined incentive credit allowed is 10 points.			Incentives Awarded	9.88

*Performance calculation descriptions can be found in the FY 2018 RBWO PBP Measurements and Standards Guide.

Child Protective Services Investigations and Dispositions

The following investigations data, which is not used for scoring but is considered significant to a provider's performance, is from Georgia SHINES and is not considered final or complete until the end of the fiscal year.

Total Reports:	1	
Number Screened In:	0	
Number Screened Out:	1	
Number Substantiated:	0	
Number Unsubstantiated:	0	
Number Active CPS Investigations:	0	



DHS, DFCS, Office of Provider Management
Performance-Based Placement Measures
RBWO Provider GA+SCORECARD - CCI
Report Quarter: Q1 FY2018



Provider/Program Name: Pride Land Group Home LLC - (5263) - CCI

2490 Heath Road, Macon, GA 30344

Phone: 478-471-0055

Vendor ID# 49818

Quarterly Scores (Grades)

Q1: 68.30 (D+)

Q2: N/A

Q3: N/A

Q4: N/A

Current Quarter Score (Grade)

68.30%

(D+)

Program Census Information:

Children in Care During Quarter: 6

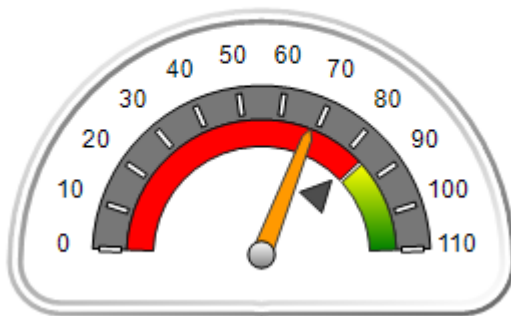
Placements During Quarter: 6

Children in Care On Last Day: 5

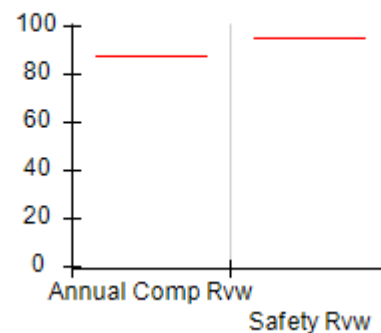
Quarterly Provider Comparisons to All CCIs

▼ — indicates average for all CCIs

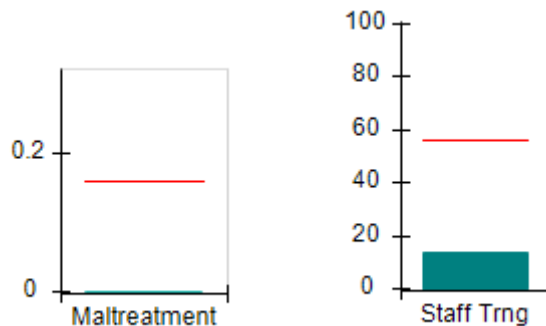
Overall Score (%)



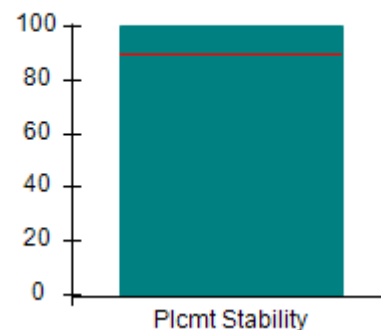
OPM Monitoring Reviews (%)



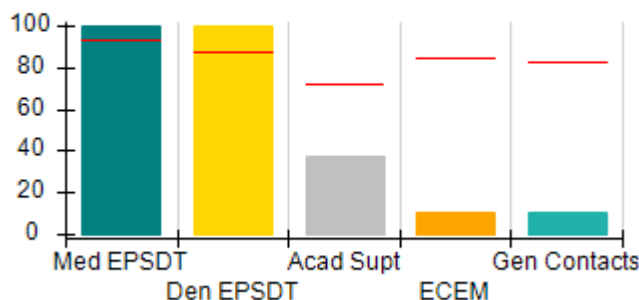
Safety Outcomes (%)



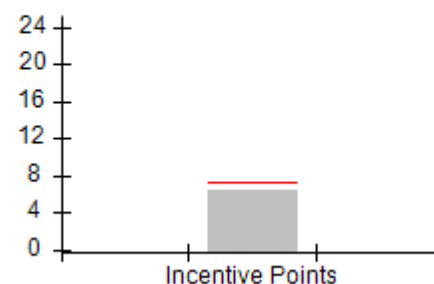
Permanency Outcomes (%)



Well-Being Outcomes (%)



Incentives Earned (Points)





DHS, DFCS, Office of Provider Management
Performance-Based Placement Measures
RBWO Provider GA+SCORECARD - CCI
Report Quarter: Q1 FY2018



Provider/Program Name: Pride Land Group Home LLC - (5263) - CCI				
2490 Heath Road, Macon, GA 30344 Phone: 478-471-0055 Vendor ID# 49818		Quarterly Scores (Grades)		Current Quarter Score (Grade)
		Q1: 68.30 (D+)	Q2: N/A	68.30% (D+)
		Q3: N/A	Q4: N/A	
Program Census Information:		# Children in Care During Quarter: 6	# Placements During Quarter: 6	# Children in Care On Last Day: 5
	Avg Performance All CCIs (%)	Provider Performance (%)*	Possible Points (Weight)	Provider Points Earned
OPM Monitoring Reviews				
Annual Comprehensive Reviews	88%	Not Yet Conducted		
Safety Reviews	95%	Not Yet Conducted		
Monitoring Sub-Total				0.00
CCI Safety Outcomes				
Incidence of Maltreatment	0.16%	No Substantiated Reports	10	10.00
Staff Training	56%	14%	10	1.40
Safety Sub-Total			20	11.40
CCI Permanency Outcomes				
Placement Stability	90%	100%	15	15.00
Permanency Sub-Total			15	15.00
CCI Well-Being Outcomes				
EPSDT Medical Visits	93%	100%	4	4.00
EPSDT Dental Visits	87%	100%	4	4.00
Academic Supports	72%	38%	3	1.14
Provider ECEM Visits	84%	11%	7	0.77
Provider General Contacts	82%	11%	7	0.77
Placements with Siblings	41%	Not Eligible	Not Scored	Not Scored
Placements within Legal County	17%	0%	Not Scored	Not Scored
Well-Being Sub-Total			25	10.68
*Performance calculation descriptions can be found in the FY 2018 RBWO PBP Measurements and Standards Guide.				

Monitoring & Outcomes: Possible Points = 60	Points Earned = 37.08
Score Before Incentives Credit	61.80%
Incentives Awarded	6.50 pts
PBP Verification	N/A pts
Total Score	68.30%



DHS, DFCS, Office of Provider Management
Performance-Based Placement Measures
RBWO Provider GA+SCORECARD - CCI
Report Quarter: Q1 FY2018



Provider/Program Name: Pride Land Group Home LLC - (5263) - CCI

Program Census Information:		# Children in Care During Quarter: 6	# Placements During Quarter: 6	# Children in Care On Last Day: 5
CCI Incentive Credits	Avg Performance All CCIs (Points)	Provider Performance (%)*	Possible Points (Weight)	Provider Points Earned
Early EPSDT Medical Visits		Not Eligible	2	
Early EPSDT Dental Visits		Not Eligible	2	
Permanency Contacts		50%	5	2.50
Additional Academic Supports		0%	2	0.00
Active Agency Accreditation		0%	4	0.00
Staff Clinical Licensure		0%	5	0.00
Behavior Management (threshold = 0)		100%	4	4.00
Incentives Total	7.35		24	6.50
Maximum total combined incentive credit allowed is 10 points.			Incentives Awarded	6.50

*Performance calculation descriptions can be found in the FY 2018 RBWO PBP Measurements and Standards Guide.

Child Protective Services Investigations and Dispositions

The following investigations data, which is not used for scoring but is considered significant to a provider's performance, is from Georgia SHINES and is not considered final or complete until the end of the fiscal year.

Total Reports:	0	
Number Screened In:	0	
Number Screened Out:	0	
Number Substantiated:	0	
Number Unsubstantiated:	0	
Number Active CPS Investigations:	0	



DHS, DFCS, Office of Provider Management
Performance-Based Placement Measures
RBWO Provider GA+SCORECARD - CCI
Report Quarter: Q1 FY2018



Provider/Program Name: Rainbow Children's Home - (809) - CCI

247 E. Main St., Dahlonega, GA 30533

Phone: 706-864-5110

Vendor ID# 35566

Quarterly Scores (Grades)

Q1: 94.57 (A)

Q2: N/A

Q3: N/A

Q4: N/A

Current Quarter Score
(Grade)

94.57%

(A)

Program Census Information:

Children in Care During
Quarter: 12

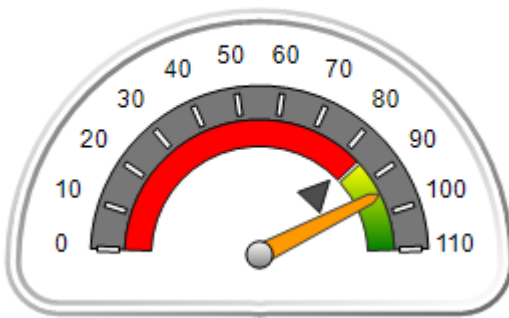
Placements During
Quarter: 12

Children in Care On Last
Day: 7

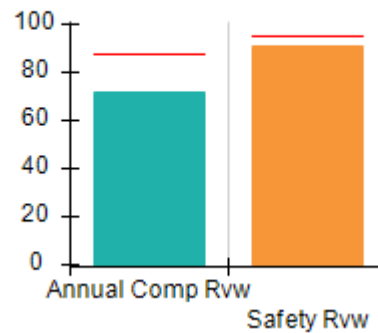
Quarterly Provider Comparisons to All CCIs

▼ indicates average for all CCIs

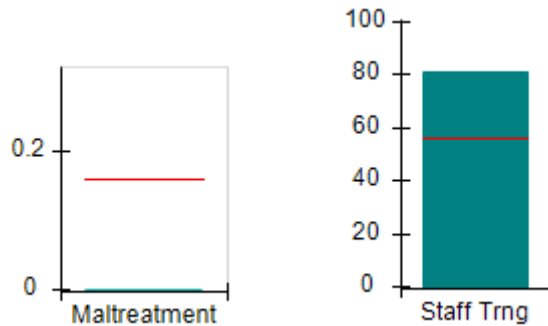
Overall Score (%)



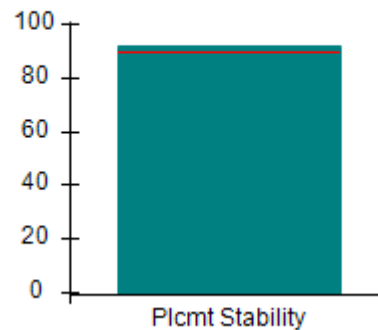
OPM Monitoring Reviews (%)



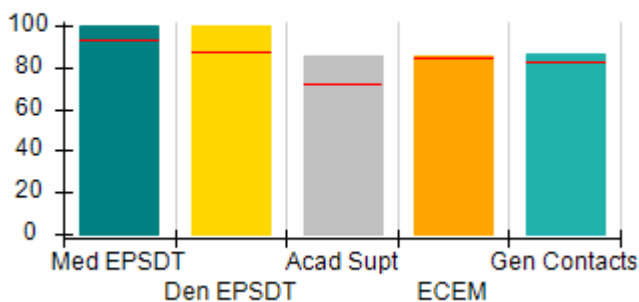
Safety Outcomes (%)



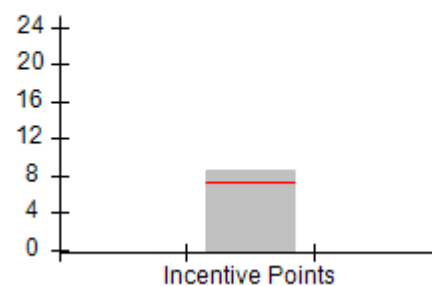
Permanency Outcomes (%)



Well-Being Outcomes (%)



Incentives Earned (Points)





DHS, DFCS, Office of Provider Management
Performance-Based Placement Measures
RBWO Provider GA+SCORECARD - CCI
Report Quarter: Q1 FY2018



Provider/Program Name: Rainbow Children's Home - (809) - CCI				
247 E. Main St., Dahlonega, GA 30533 Phone: 706-864-5110 Vendor ID# 35566		Quarterly Scores (Grades)		Current Quarter Score (Grade)
		Q1: 94.57 (A)	Q2: N/A	94.57% (A)
		Q3: N/A	Q4: N/A	
Program Census Information:		# Children in Care During Quarter: 12	# Placements During Quarter: 12	# Children in Care On Last Day: 7
	Avg Performance All CCIs (%)	Provider Performance (%)*	Possible Points (Weight)	Provider Points Earned
OPM Monitoring Reviews				
Annual Comprehensive Reviews	88%	72%	25	17.94
Safety Reviews	95%	91%	15	13.62
Monitoring Sub-Total			40	31.55
CCI Safety Outcomes				
Incidence of Maltreatment	0.16%	No Substantiated Reports	10	10.00
Staff Training	56%	81%	10	8.10
Safety Sub-Total			20	18.10
CCI Permanency Outcomes				
Placement Stability	90%	92%	15	13.80
Permanency Sub-Total			15	13.80
CCI Well-Being Outcomes				
EPSDT Medical Visits	93%	100%	4	4.00
EPSDT Dental Visits	87%	100%	4	4.00
Academic Supports	72%	85%	3	2.55
Provider ECEM Visits	84%	85%	7	5.95
Provider General Contacts	82%	86%	7	6.02
Placements with Siblings	41%	0%	Not Scored	Not Scored
Placements within Legal County	17%	0%	Not Scored	Not Scored
Well-Being Sub-Total			25	22.52
*Performance calculation descriptions can be found in the FY 2018 RBWO PBP Measurements and Standards Guide.				

Monitoring & Outcomes: Possible Points = 100		Points Earned = 85.97	
Score Before Incentives Credit			85.97%
Incentives Awarded			8.60 pts
PBP Verification			N/A pts
Total Score			94.57%



DHS, DFCS, Office of Provider Management
Performance-Based Placement Measures
RBWO Provider GA+SCORECARD - CCI
Report Quarter: Q1 FY2018



Provider/Program Name: Rainbow Children's Home - (809) - CCI

Program Census Information:		# Children in Care During Quarter: 12	# Placements During Quarter: 12	# Children in Care On Last Day: 7
CCI Incentive Credits	Avg Performance All CCIs (Points)	Provider Performance (%)*	Possible Points (Weight)	Provider Points Earned
Early EPSDT Medical Visits		100%	2	2.00
Early EPSDT Dental Visits		100%	2	2.00
Permanency Contacts		None Planned	5	
Additional Academic Supports		5%	2	0.10
Active Agency Accreditation		0%	4	0.00
Staff Clinical Licensure		10%	5	0.50
Behavior Management (threshold = 0)		100%	4	4.00
Incentives Total	7.35		24	8.60
Maximum total combined incentive credit allowed is 10 points.			Incentives Awarded	8.60

*Performance calculation descriptions can be found in the FY 2018 RBWO PBP Measurements and Standards Guide.

Child Protective Services Investigations and Dispositions

The following investigations data, which is not used for scoring but is considered significant to a provider's performance, is from Georgia SHINES and is not considered final or complete until the end of the fiscal year.

Total Reports:	0	
Number Screened In:	0	
Number Screened Out:	0	
Number Substantiated:	0	
Number Unsubstantiated:	0	
Number Active CPS Investigations:	0	



DHS, DFCS, Office of Provider Management
Performance-Based Placement Measures
RBWO Provider GA+SCORECARD - CCI
Report Quarter: Q1 FY2018



Provider/Program Name: Rainbow House Emergency Shelter for Children - (810) - CCI

879 Battle Creek Rd., Jonesboro, GA 30236

Phone: 770-478-6905

Vendor ID# 35567

Quarterly Scores (Grades)

Q1: 92.80 (A-)

Q2: N/A

Q3: N/A

Q4: N/A

Current Quarter Score (Grade)

92.80%

(A-)

Program Census Information:

Children in Care During
Quarter: 34

Placements During
Quarter: 34

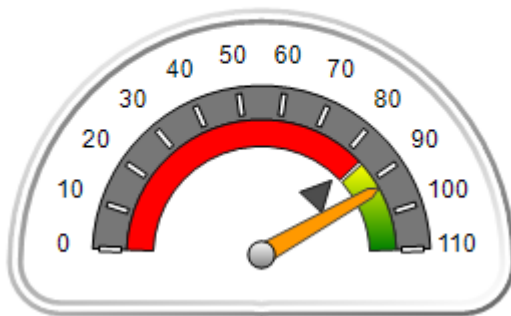
Children in Care On Last
Day: 15

Quarterly Provider Comparisons to All CCIs

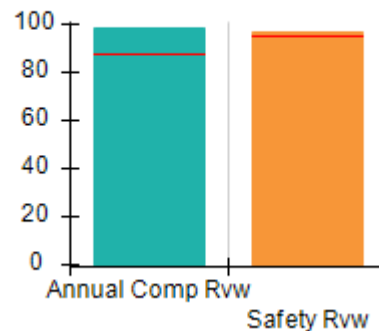


indicates average for all CCIs

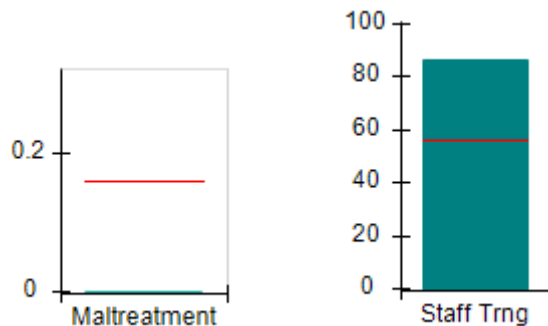
Overall Score (%)



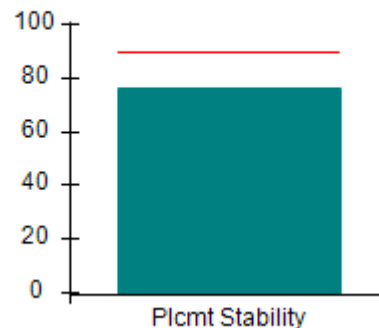
OPM Monitoring Reviews (%)



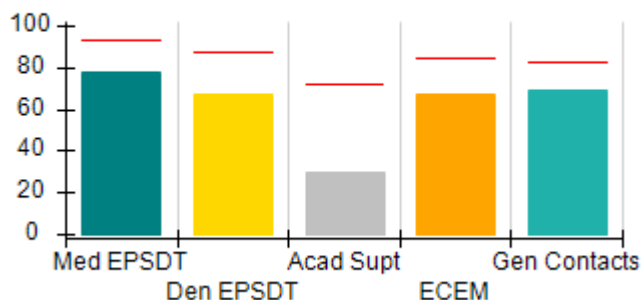
Safety Outcomes (%)



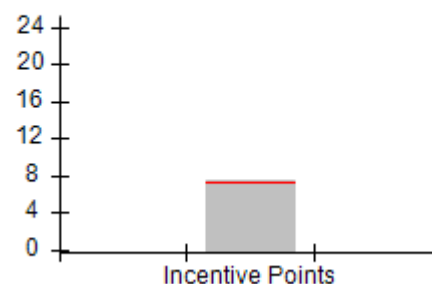
Permanency Outcomes (%)



Well-Being Outcomes (%)



Incentives Earned (Points)





DHS, DFCS, Office of Provider Management
Performance-Based Placement Measures
RBWO Provider GA+SCORECARD - CCI
Report Quarter: Q1 FY2018



Provider/Program Name: Rainbow House Emergency Shelter for Children - (810) - CCI				
879 Battle Creek Rd., Jonesboro, GA 30236 Phone: 770-478-6905 Vendor ID# 35567		Quarterly Scores (Grades)		Current Quarter Score (Grade)
		Q1: 92.80 (A-)	Q2: N/A	92.80% (A-)
		Q3: N/A	Q4: N/A	
Program Census Information:		# Children in Care During Quarter: 34	# Placements During Quarter: 34	# Children in Care On Last Day: 15
	Avg Performance All CCIs (%)	Provider Performance (%)*	Possible Points (Weight)	Provider Points Earned
OPM Monitoring Reviews				
Annual Comprehensive Reviews	88%	99%	25	24.72
Safety Reviews	95%	97%	15	14.48
Monitoring Sub-Total			40	39.19
CCI Safety Outcomes				
Incidence of Maltreatment	0.16%	No Substantiated Reports	10	10.00
Staff Training	56%	86%	10	8.60
Safety Sub-Total			20	18.60
CCI Permanency Outcomes				
Placement Stability	90%	76%	15	11.40
Permanency Sub-Total			15	11.40
CCI Well-Being Outcomes				
EPSDT Medical Visits	93%	78%	4	3.12
EPSDT Dental Visits	87%	67%	4	2.68
Academic Supports	72%	30%	3	0.90
Provider ECEM Visits	84%	67%	7	4.69
Provider General Contacts	82%	69%	7	4.83
Placements with Siblings	41%	Not Eligible	Not Scored	Not Scored
Placements within Legal County	17%	36%	Not Scored	Not Scored
Well-Being Sub-Total			25	16.22
*Performance calculation descriptions can be found in the FY 2018 RBWO PBP Measurements and Standards Guide.				

Monitoring & Outcomes: Possible Points = 100		Points Earned = 85.41	
Score Before Incentives Credit		85.41%	
Incentives Awarded		7.39 pts	
PBP Verification		N/A pts	
Total Score		92.80%	



DHS, DFCS, Office of Provider Management
Performance-Based Placement Measures
RBWO Provider GA+SCORECARD - CCI
Report Quarter: Q1 FY2018



Provider/Program Name: Rainbow House Emergency Shelter for Children - (810) - CCI

Program Census Information:		# Children in Care During Quarter: 34	# Placements During Quarter: 34	# Children in Care On Last Day: 15
CCI Incentive Credits	Avg Performance All CCIs (Points)	Provider Performance (%)*	Possible Points (Weight)	Provider Points Earned
Early EPSDT Medical Visits		64%	2	1.28
Early EPSDT Dental Visits		38%	2	0.76
Permanency Contacts		7%	5	0.35
Additional Academic Supports		0%	2	0.00
Active Agency Accreditation		0%	4	0.00
Staff Clinical Licensure		20%	5	1.00
Behavior Management (threshold = 0)		100%	4	4.00
Incentives Total	7.35		24	7.39
Maximum total combined incentive credit allowed is 10 points.			Incentives Awarded	7.39

*Performance calculation descriptions can be found in the FY 2018 RBWO PBP Measurements and Standards Guide.

Child Protective Services Investigations and Dispositions

The following investigations data, which is not used for scoring but is considered significant to a provider's performance, is from Georgia SHINES and is not considered final or complete until the end of the fiscal year.

Total Reports:	0	
Number Screened In:	0	
Number Screened Out:	0	
Number Substantiated:	0	
Number Unsubstantiated:	0	
Number Active CPS Investigations:	0	



DHS, DFCS, Office of Provider Management
Performance-Based Placement Measures
RBWO Provider GA+SCORECARD - CCI
Report Quarter: Q1 FY2018



Provider/Program Name: Raintree Village - Lowndes County (811) - CCI

3757 Johnston Rd., Valdosta, GA 31601

Phone: 229-559-5944

Vendor ID# 35568

Quarterly Scores (Grades)

Q1: 88.80 (B+)

Q2: N/A

Q3: N/A

Q4: N/A

Current Quarter Score
(Grade)

88.80%

(B+)

Program Census Information:

Children in Care During
Quarter: 12

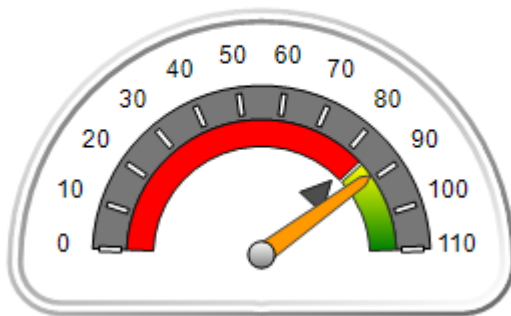
Placements During
Quarter: 12

Children in Care On Last
Day: 6

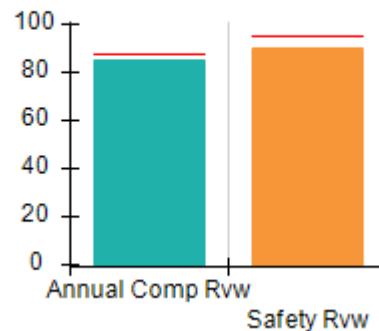
Quarterly Provider Comparisons to All CCIs

▼ indicates average for all CCIs

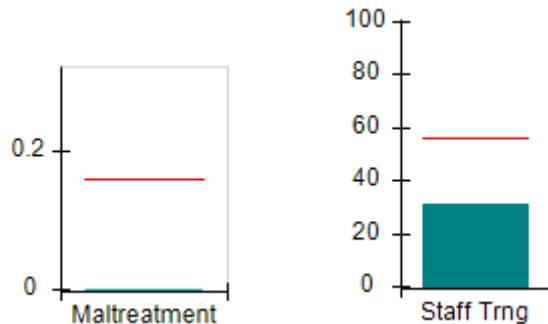
Overall Score (%)



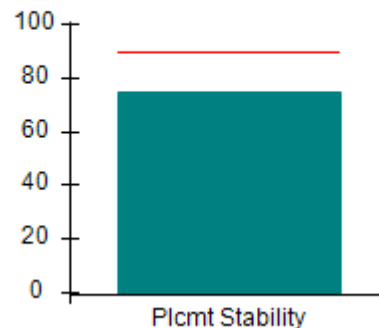
OPM Monitoring Reviews (%)



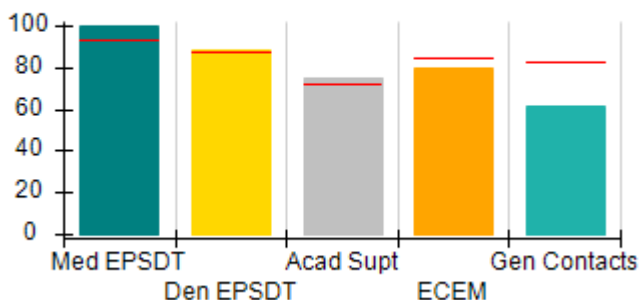
Safety Outcomes (%)



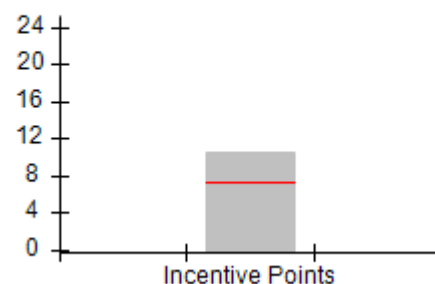
Permanency Outcomes (%)



Well-Being Outcomes (%)



Incentives Earned (Points)





DHS, DFCS, Office of Provider Management
Performance-Based Placement Measures
RBWO Provider GA+SCORECARD - CCI
Report Quarter: Q1 FY2018



Provider/Program Name: Raintree Village - Lowndes County (811) - CCI				
3757 Johnston Rd., Valdosta, GA 31601 Phone: 229-559-5944 Vendor ID# 35568		Quarterly Scores (Grades)		Current Quarter Score (Grade)
		Q1: 88.80 (B+)	Q2: N/A	88.80% (B+)
		Q3: N/A	Q4: N/A	
Program Census Information:		# Children in Care During Quarter: 12	# Placements During Quarter: 12	# Children in Care On Last Day: 6
	Avg Performance All CCIs (%)	Provider Performance (%)*	Possible Points (Weight)	Provider Points Earned
OPM Monitoring Reviews				
Annual Comprehensive Reviews	88%	85%	25	21.31
Safety Reviews	95%	90%	15	13.51
Monitoring Sub-Total			40	34.81
CCI Safety Outcomes				
Incidence of Maltreatment	0.16%	No Substantiated Reports	10	10.00
Staff Training	56%	31%	10	3.10
Safety Sub-Total			20	13.10
CCI Permanency Outcomes				
Placement Stability	90%	75%	15	11.25
Permanency Sub-Total			15	11.25
CCI Well-Being Outcomes				
EPSDT Medical Visits	93%	100%	4	4.00
EPSDT Dental Visits	87%	88%	4	3.52
Academic Supports	72%	75%	3	2.25
Provider ECEM Visits	84%	80%	7	5.60
Provider General Contacts	82%	61%	7	4.27
Placements with Siblings	41%	17%	Not Scored	Not Scored
Placements within Legal County	17%	0%	Not Scored	Not Scored
Well-Being Sub-Total			25	19.64
*Performance calculation descriptions can be found in the FY 2018 RBWO PBP Measurements and Standards Guide.				

Monitoring & Outcomes: Possible Points = 100		Points Earned = 78.80	
Score Before Incentives Credit		78.80%	
Incentives Awarded		10.00 pts	
PBP Verification		N/A pts	
Total Score		88.80%	



DHS, DFCS, Office of Provider Management
Performance-Based Placement Measures
RBWO Provider GA+SCORECARD - CCI
Report Quarter: Q1 FY2018



Provider/Program Name: Raintree Village - Lowndes County (811) - CCI

Program Census Information:		# Children in Care During Quarter: 12	# Placements During Quarter: 12	# Children in Care On Last Day: 6
CCI Incentive Credits	Avg Performance All CCIs (Points)	Provider Performance (%)*	Possible Points (Weight)	Provider Points Earned
Early EPSDT Medical Visits		100%	2	2.00
Early EPSDT Dental Visits		83%	2	1.66
Permanency Contacts		None Planned	5	
Additional Academic Supports		44%	2	0.88
Active Agency Accreditation		50%	4	2.00
Staff Clinical Licensure		0%	5	0.00
Behavior Management (threshold = 0)		100%	4	4.00
Incentives Total	7.35		24	10.54
Maximum total combined incentive credit allowed is 10 points.			Incentives Awarded	10.00

*Performance calculation descriptions can be found in the FY 2018 RBWO PBP Measurements and Standards Guide.

Child Protective Services Investigations and Dispositions

The following investigations data, which is not used for scoring but is considered significant to a provider's performance, is from Georgia SHINES and is not considered final or complete until the end of the fiscal year.

Total Reports:	1	
Number Screened In:	1	
Number Screened Out:	0	
Number Substantiated:	0	
Number Unsubstantiated:	0	
Number Active CPS Investigations:	1	



DHS, DFCS, Office of Provider Management
Performance-Based Placement Measures
RBWO Provider GA+SCORECARD - CCI



Report Quarter: Q1 FY2018

One or more parameters were not specified for the subreport, 'Subreport2', located at:
/PBP_FY2018_ScoreCard_CCI.



DHS, DFCS, Office of Provider Management
Performance-Based Placement Measures
RBWO Provider GA+SCORECARD - CCI
Report Quarter: Q1 FY2018



One or more parameters were not specified for the subreport, 'Subreport2', located at:
/PBP_FY2018_ScoreCard_CCI.



DHS, DFCS, Office of Provider Management
Performance-Based Placement Measures
RBWO Provider GA+SCORECARD - CCI
Report Quarter: Q1 FY2018



Provider/Program Name: Safe Harbor Children's Center, Inc. - Norwich Street (5298) - CCI

1526 Norwich Street , Brunswick, GA 31520-6912

Phone: 912-289-9940

Vendor ID# 153821

Quarterly Scores (Grades)

Q1: 91.23 (A-)

Q2: N/A

Q3: N/A

Q4: N/A

Current Quarter Score (Grade)

91.23%

(A-)

Program Census Information:

Children in Care During
Quarter: 22

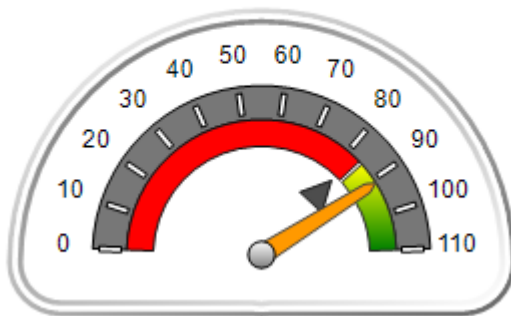
Placements During
Quarter: 22

Children in Care On Last
Day: 21

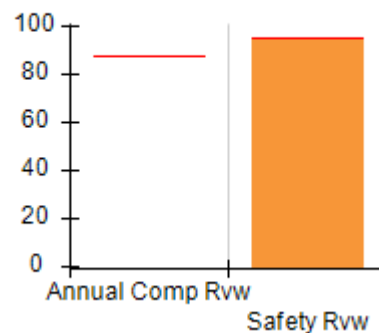
Quarterly Provider Comparisons to All CCIs

▼ — indicates average for all CCIs

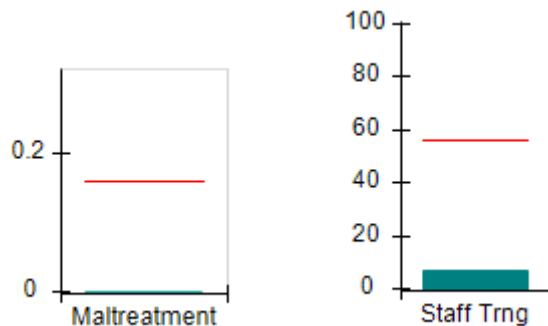
Overall Score (%)



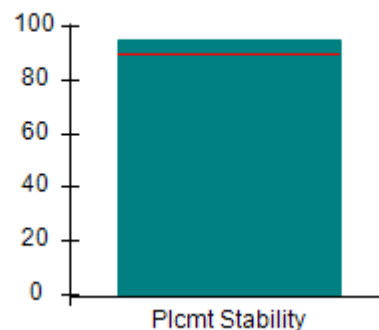
OPM Monitoring Reviews (%)



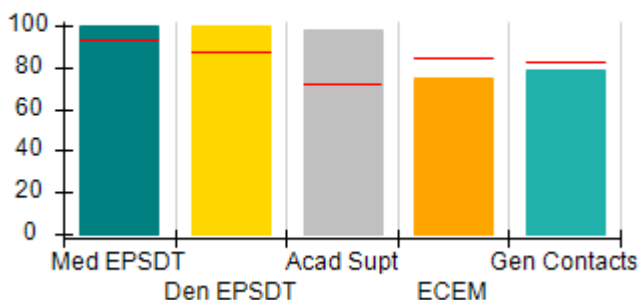
Safety Outcomes (%)



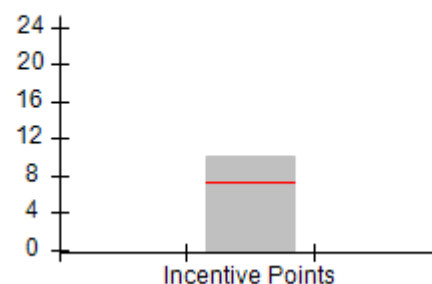
Permanency Outcomes (%)



Well-Being Outcomes (%)



Incentives Earned (Points)





DHS, DFCS, Office of Provider Management
Performance-Based Placement Measures
RBWO Provider GA+SCORECARD - CCI
Report Quarter: Q1 FY2018



Provider/Program Name: Safe Harbor Children's Center, Inc. - Norwich Street (5298) - CCI

1526 Norwich Street , Brunswick, GA 31520-6912 Phone: 912-289-9940 Vendor ID# 153821	Quarterly Scores (Grades)		Current Quarter Score (Grade)
	Q1: 91.23 (A-)	Q2: N/A	91.23% (A-)
	Q3: N/A	Q4: N/A	

Program Census Information:	# Children in Care During Quarter: 22	# Placements During Quarter: 22	# Children in Care On Last Day: 21
------------------------------------	----------------------------------------------	----------------------------------------	-------------------------------------------

	Avg Performance All CCIs (%)	Provider Performance (%)*	Possible Points (Weight)	Provider Points Earned
--	-------------------------------------	----------------------------------	---------------------------------	-------------------------------

OPM Monitoring Reviews

Annual Comprehensive Reviews	88%	Not Yet Conducted		
Safety Reviews	95%	95%	15	14.25
Monitoring Sub-Total			15	14.25

CCI Safety Outcomes

Incidence of Maltreatment	0.16%	No Substantiated Reports	10	10.00
Staff Training	56%	7%	10	0.70
Safety Sub-Total			20	10.70

CCI Permanency Outcomes

Placement Stability	90%	95%	15	14.25
Permanency Sub-Total			15	14.25

CCI Well-Being Outcomes

EPSDT Medical Visits	93%	100%	4	4.00
EPSDT Dental Visits	87%	100%	4	4.00
Academic Supports	72%	98%	3	2.94
Provider ECEM Visits	84%	75%	7	5.25
Provider General Contacts	82%	79%	7	5.53
Placements with Siblings	41%	64%	Not Scored	Not Scored
Placements within Legal County	17%	55%	Not Scored	Not Scored
Well-Being Sub-Total			25	21.72

*Performance calculation descriptions can be found in the FY 2018 RBWO PBP Measurements and Standards Guide.

Monitoring & Outcomes: Possible Points = 75	Points Earned = 60.92
Score Before Incentives Credit	81.23%
Incentives Awarded	10.00 pts
PBP Verification	N/A pts
Total Score	91.23%



DHS, DFCS, Office of Provider Management
Performance-Based Placement Measures
RBWO Provider GA+SCORECARD - CCI
Report Quarter: Q1 FY2018



Provider/Program Name: Safe Harbor Children's Center, Inc. - Norwich Street (5298) - CCI

Program Census Information:		# Children in Care During Quarter: 22	# Placements During Quarter: 22	# Children in Care On Last Day: 21
CCI Incentive Credits	Avg Performance All CCIs (Points)	Provider Performance (%)*	Possible Points (Weight)	Provider Points Earned
Early EPSDT Medical Visits		100%	2	2.00
Early EPSDT Dental Visits		100%	2	2.00
Permanency Contacts		0%	5	0.00
Additional Academic Supports		81%	2	1.62
Active Agency Accreditation		0%	4	0.00
Staff Clinical Licensure		10%	5	0.50
Behavior Management (threshold = 0)		100%	4	4.00
Incentives Total	7.35		24	10.12
Maximum total combined incentive credit allowed is 10 points.			Incentives Awarded	10.00

*Performance calculation descriptions can be found in the FY 2018 RBWO PBP Measurements and Standards Guide.

Child Protective Services Investigations and Dispositions

The following investigations data, which is not used for scoring but is considered significant to a provider's performance, is from Georgia SHINES and is not considered final or complete until the end of the fiscal year.

Total Reports:	0	
Number Screened In:	0	
Number Screened Out:	0	
Number Substantiated:	0	
Number Unsubstantiated:	0	
Number Active CPS Investigations:	0	



DHS, DFCS, Office of Provider Management
Performance-Based Placement Measures
RBWO Provider GA+SCORECARD - CCI
Report Quarter: Q1 FY2018



Provider/Program Name: Safe Haven 4U, LLC - (5315) - CCI

5702 Bobby Drive, Columbus, GA 31907

Phone: 762-821-1378

Vendor ID# 118253

Quarterly Scores (Grades)

Q1: 60.28 (D-)

Q2: N/A

Q3: N/A

Q4: N/A

Current Quarter Score (Grade)

60.28%

(D-)

Program Census Information:

Children in Care During Quarter: 5

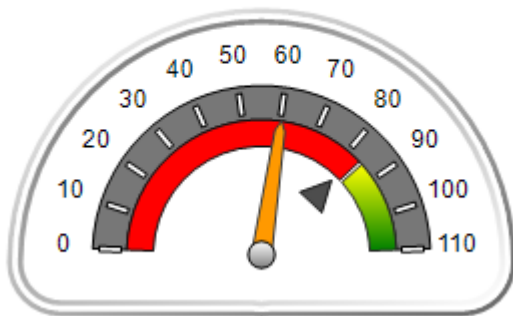
Placements During Quarter: 5

Children in Care On Last Day: 5

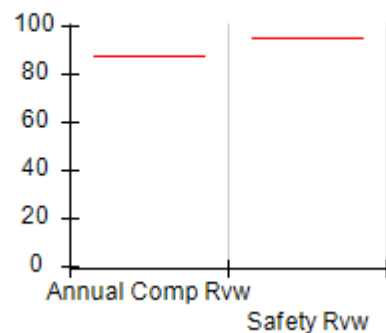
Quarterly Provider Comparisons to All CCIs

▼ — indicates average for all CCIs

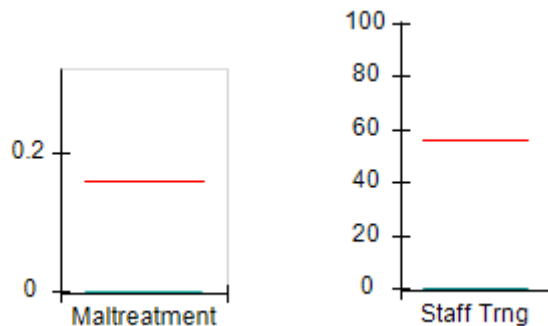
Overall Score (%)



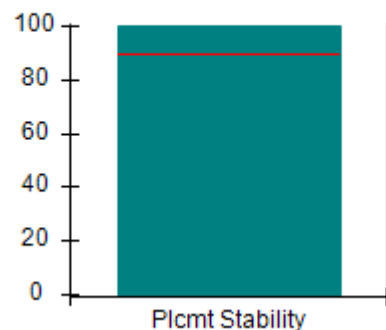
OPM Monitoring Reviews (%)



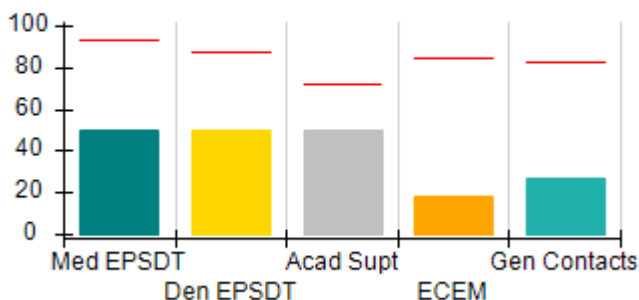
Safety Outcomes (%)



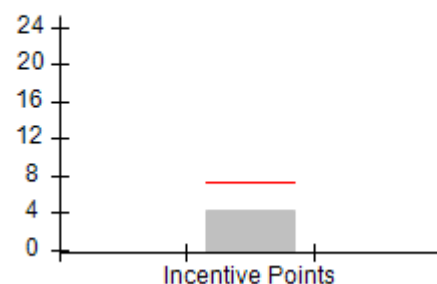
Permanency Outcomes (%)



Well-Being Outcomes (%)



Incentives Earned (Points)





DHS, DFCS, Office of Provider Management
Performance-Based Placement Measures
RBWO Provider GA+SCORECARD - CCI
Report Quarter: Q1 FY2018



Provider/Program Name: Safe Haven 4U, LLC - (5315) - CCI				
5702 Bobby Drive, Columbus, GA 31907 Phone: 762-821-1378 Vendor ID# 118253		Quarterly Scores (Grades)		Current Quarter Score (Grade)
		Q1: 60.28 (D-)	Q2: N/A	60.28% (D-)
		Q3: N/A	Q4: N/A	
Program Census Information:		# Children in Care During Quarter: 5	# Placements During Quarter: 5	# Children in Care On Last Day: 5
	Avg Performance All CCIs (%)	Provider Performance (%)*	Possible Points (Weight)	Provider Points Earned
OPM Monitoring Reviews				
Annual Comprehensive Reviews	88%	Not Yet Conducted		
Safety Reviews	95%	Not Yet Conducted		
Monitoring Sub-Total				0.00
CCI Safety Outcomes				
Incidence of Maltreatment	0.16%	No Substantiated Reports	10	10.00
Staff Training	56%	0%	10	0.00
Safety Sub-Total			20	10.00
CCI Permanency Outcomes				
Placement Stability	90%	100%	15	15.00
Permanency Sub-Total			15	15.00
CCI Well-Being Outcomes				
EPSDT Medical Visits	93%	50%	4	2.00
EPSDT Dental Visits	87%	50%	4	2.00
Academic Supports	72%	50%	3	1.50
Provider ECEM Visits	84%	18%	7	1.26
Provider General Contacts	82%	27%	7	1.89
Placements with Siblings	41%	0%	Not Scored	Not Scored
Placements within Legal County	17%	0%	Not Scored	Not Scored
Well-Being Sub-Total			25	8.65
*Performance calculation descriptions can be found in the FY 2018 RBWO PBP Measurements and Standards Guide.				

Monitoring & Outcomes: Possible Points = 60	Points Earned = 33.65
Score Before Incentives Credit	56.08%
Incentives Awarded	4.20 pts
PBP Verification	N/A pts
Total Score	60.28%



DHS, DFCS, Office of Provider Management
Performance-Based Placement Measures
RBWO Provider GA+SCORECARD - CCI
Report Quarter: Q1 FY2018



Provider/Program Name: Safe Haven 4U, LLC - (5315) - CCI

Program Census Information:		# Children in Care During Quarter: 5	# Placements During Quarter: 5	# Children in Care On Last Day: 5
CCI Incentive Credits	Avg Performance All CCIs (Points)	Provider Performance (%)*	Possible Points (Weight)	Provider Points Earned
Early EPSDT Medical Visits		0%	2	0.00
Early EPSDT Dental Visits		0%	2	0.00
Permanency Contacts		0%	5	0.00
Additional Academic Supports		10%	2	0.20
Active Agency Accreditation		0%	4	0.00
Staff Clinical Licensure		0%	5	0.00
Behavior Management (threshold = 0)		100%	4	4.00
Incentives Total	7.35		24	4.20
Maximum total combined incentive credit allowed is 10 points.			Incentives Awarded	4.20

*Performance calculation descriptions can be found in the FY 2018 RBWO PBP Measurements and Standards Guide.

Child Protective Services Investigations and Dispositions

The following investigations data, which is not used for scoring but is considered significant to a provider's performance, is from Georgia SHINES and is not considered final or complete until the end of the fiscal year.

Total Reports:	0	
Number Screened In:	0	
Number Screened Out:	0	
Number Substantiated:	0	
Number Unsubstantiated:	0	
Number Active CPS Investigations:	0	



DHS, DFCS, Office of Provider Management
Performance-Based Placement Measures
RBWO Provider GA+SCORECARD - CCI
Report Quarter: Q1 FY2018



Provider/Program Name: Secure & Care, Inc. - (5268) - CCI

3320 Melrose Drive, Columbus, GA 31906

Phone: 706-641-2535

Vendor ID# 144163

Quarterly Scores (Grades)

Q1: 54.05 (F)

Q2: N/A

Q3: N/A

Q4: N/A

Current Quarter Score
(Grade)

54.05%

(F)

Program Census Information:

Children in Care During
Quarter: 6

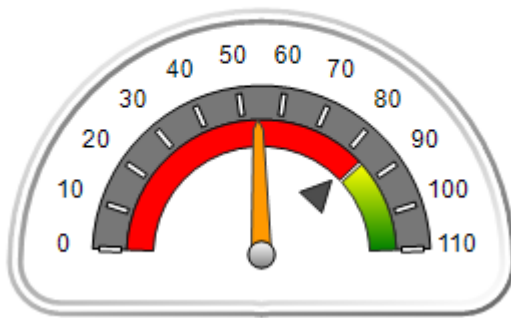
Placements During
Quarter: 6

Children in Care On Last
Day: 4

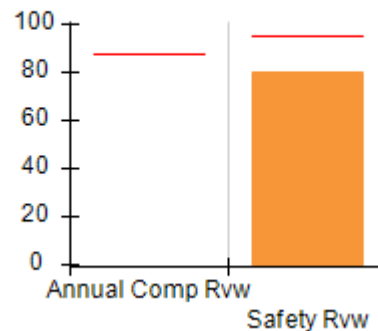
Quarterly Provider Comparisons to All CCIs

▼ indicates average for all CCIs

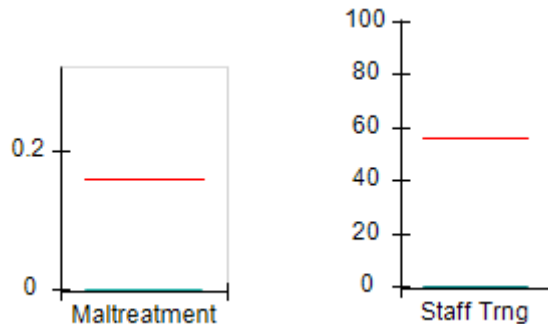
Overall Score (%)



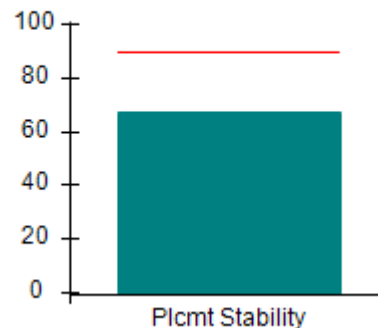
OPM Monitoring Reviews (%)



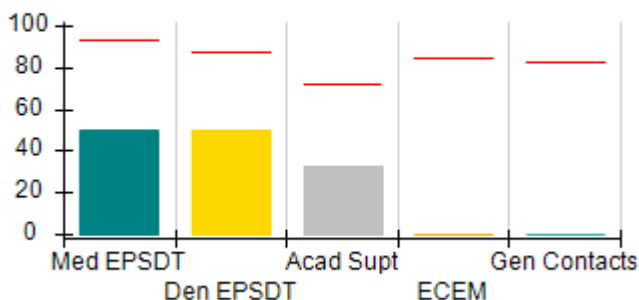
Safety Outcomes (%)



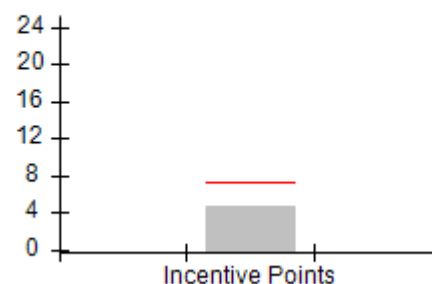
Permanency Outcomes (%)



Well-Being Outcomes (%)



Incentives Earned (Points)





DHS, DFCS, Office of Provider Management
Performance-Based Placement Measures
RBWO Provider GA+SCORECARD - CCI
Report Quarter: Q1 FY2018



Provider/Program Name: Secure & Care, Inc. - (5268) - CCI				
3320 Melrose Drive, Columbus, GA 31906		Quarterly Scores (Grades)		Current Quarter Score (Grade)
Phone: 706-641-2535		Q1: 54.05 (F)	Q2: N/A	54.05% (F)
Vendor ID# 144163		Q3: N/A	Q4: N/A	
Program Census Information:		# Children in Care During Quarter: 6	# Placements During Quarter: 6	# Children in Care On Last Day: 4
	Avg Performance All CCIs (%)	Provider Performance (%)*	Possible Points (Weight)	Provider Points Earned
OPM Monitoring Reviews				
Annual Comprehensive Reviews	88%	Not Yet Conducted		
Safety Reviews	95%	80%	15	12.00
Monitoring Sub-Total			15	12.00
CCI Safety Outcomes				
Incidence of Maltreatment	0.16%	No Substantiated Reports	10	10.00
Staff Training	56%	0%	10	0.00
Safety Sub-Total			20	10.00
CCI Permanency Outcomes				
Placement Stability	90%	67%	15	10.05
Permanency Sub-Total			15	10.05
CCI Well-Being Outcomes				
EPSDT Medical Visits	93%	50%	4	2.00
EPSDT Dental Visits	87%	50%	4	2.00
Academic Supports	72%	33%	3	0.99
Provider ECEM Visits	84%	0%	7	0.00
Provider General Contacts	82%	0%	7	0.00
Placements with Siblings	41%	0%	Not Scored	Not Scored
Placements within Legal County	17%	0%	Not Scored	Not Scored
Well-Being Sub-Total			25	4.99
*Performance calculation descriptions can be found in the FY 2018 RBWO PBP Measurements and Standards Guide.				

Monitoring & Outcomes: Possible Points = 75	Points Earned = 37.04
Score Before Incentives Credit	49.39%
Incentives Awarded	4.66 pts
PBP Verification	N/A pts
Total Score	54.05%



DHS, DFCS, Office of Provider Management
Performance-Based Placement Measures
RBWO Provider GA+SCORECARD - CCI
Report Quarter: Q1 FY2018



Provider/Program Name: Secure & Care, Inc. - (5268) - CCI

Program Census Information:		# Children in Care During Quarter: 6	# Placements During Quarter: 6	# Children in Care On Last Day: 4
CCI Incentive Credits	Avg Performance All CCIs (Points)	Provider Performance (%)*	Possible Points (Weight)	Provider Points Earned
Early EPSDT Medical Visits		0%	2	0.00
Early EPSDT Dental Visits		33%	2	0.66
Permanency Contacts		0%	5	0.00
Additional Academic Supports		0%	2	0.00
Active Agency Accreditation		0%	4	0.00
Staff Clinical Licensure		0%	5	0.00
Behavior Management (threshold = 0)		100%	4	4.00
Incentives Total	7.35		24	4.66
Maximum total combined incentive credit allowed is 10 points.			Incentives Awarded	4.66

*Performance calculation descriptions can be found in the FY 2018 RBWO PBP Measurements and Standards Guide.

Child Protective Services Investigations and Dispositions

The following investigations data, which is not used for scoring but is considered significant to a provider's performance, is from Georgia SHINES and is not considered final or complete until the end of the fiscal year.

Total Reports:	0	
Number Screened In:	0	
Number Screened Out:	0	
Number Substantiated:	0	
Number Unsubstantiated:	0	
Number Active CPS Investigations:	0	



DHS, DFCS, Office of Provider Management
Performance-Based Placement Measures
RBWO Provider GA+SCORECARD - CCI
Report Quarter: Q1 FY2018



Provider/Program Name: Seeds of Excellence - (5154) - CCI

5014 Snapfingerwoods Dr., Decatur, GA 30035

Phone: 678-468-4880

Vendor ID# 117776

Quarterly Scores (Grades)

Current Quarter Score (Grade)

Q1: 71.83 (C-)

Q2: N/A

71.83%

Q3: N/A

Q4: N/A

(C-)

Program Census Information:

Children in Care During
Quarter: 0

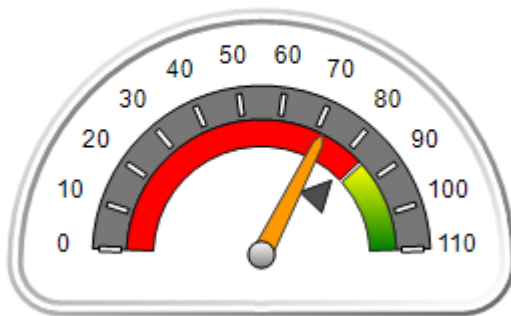
Placements During
Quarter: 0

Children in Care On Last
Day: 2

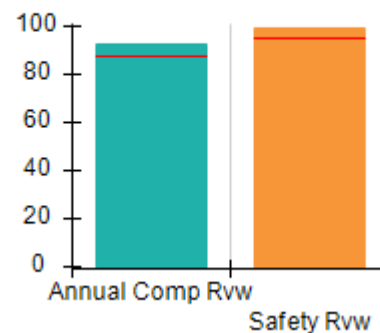
Quarterly Provider Comparisons to All CCIs

▼ indicates average for all CCIs

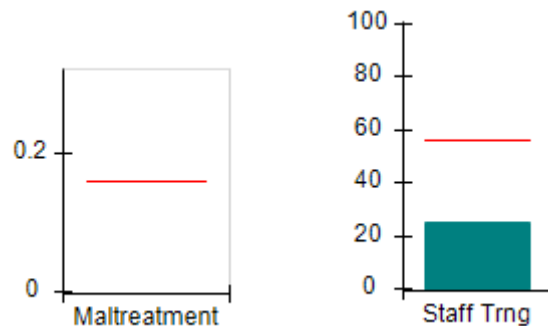
Overall Score (%)



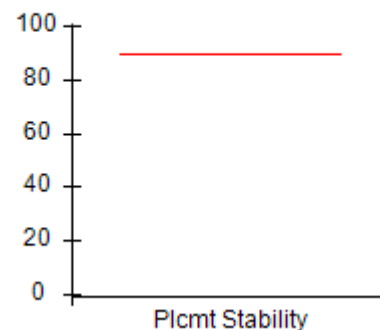
OPM Monitoring Reviews (%)



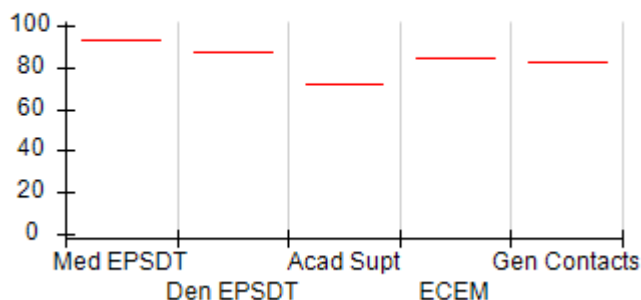
Safety Outcomes (%)




Permanency Outcomes (%)



Well-Being Outcomes (%)



Incentives Earned (Points)





DHS, DFCS, Office of Provider Management
Performance-Based Placement Measures
RBWO Provider GA+SCORECARD - CCI
 Report Quarter: Q1 FY2018



Provider/Program Name: Seeds of Excellence - (5154) - CCI

5014 Snapfingerwoods Dr., Decatur, GA 30035 Phone: 678-468-4880 Vendor ID# 117776	Quarterly Scores (Grades)		Current Quarter Score (Grade)
	Q1: 71.83 (C-)	Q2: N/A	71.83% (C-)
	Q3: N/A	Q4: N/A	

Program Census Information:	# Children in Care During Quarter: 0	# Placements During Quarter: 0	# Children in Care On Last Day: 2
-----------------------------	--------------------------------------	--------------------------------	-----------------------------------

	Avg Performance All CCIs (%)	Provider Performance (%)*	Possible Points (Weight)	Provider Points Earned
--	------------------------------	---------------------------	--------------------------	------------------------

OPM Monitoring Reviews

Annual Comprehensive Reviews	88%	93%	25	23.25
Safety Reviews	95%	99%	15	14.85
Monitoring Sub-Total			40	38.10

CCI Safety Outcomes

Incidence of Maltreatment	0.16%	Not Eligible		
Staff Training	56%	25%	20	5.00
Safety Sub-Total			20	5.00

CCI Permanency Outcomes

Placement Stability	90%	Not Eligible		
Permanency Sub-Total			N/A	

CCI Well-Being Outcomes

EPSDT Medical Visits	93%	Not Eligible		
EPSDT Dental Visits	87%	Not Eligible		
Academic Supports	72%	Not Eligible		
Provider ECEM Visits	84%	Not Eligible		
Provider General Contacts	82%	Not Eligible		
Placements with Siblings	41%	Not Eligible	Not Scored	Not Scored
Placements within Legal County	17%	Not Eligible	Not Scored	Not Scored
Well-Being Sub-Total			N/A	

*Performance calculation descriptions can be found in the FY 2018 RBWO PBP Measurements and Standards Guide.

Monitoring & Outcomes: Possible Points = 60		Points Earned = 43.10	
Score Before Incentives Credit			71.83%
Incentives Awarded			0.00 pts
PBP Verification			N/A pts
Total Score			71.83%

Provider/Program Name: Seeds of Excellence - (5154) - CCI



DHS, DFCS, Office of Provider Management
Performance-Based Placement Measures
RBWO Provider GA+SCORECARD - CCI



Report Quarter: Q1 FY2018

Program Census Information:		# Children in Care During Quarter: 0	# Placements During Quarter: 0	# Children in Care On Last Day: 2
CCI Incentive Credits	Avg Performance All CCIs (Points)	Provider Performance (%)*	Possible Points (Weight)	Provider Points Earned
Early EPSDT Medical Visits		Not Eligible	2	
Early EPSDT Dental Visits		Not Eligible	2	
Permanency Contacts		None Planned	5	
Additional Academic Supports		Not Eligible	2	
Active Agency Accreditation		0%	4	0.00
Staff Clinical Licensure		0%	5	0.00
Behavior Management (threshold = 0)		0%	4	
Incentives Total	7.35		24	0.00
Maximum total combined incentive credit allowed is 10 points.			Incentives Awarded	0.00
*Performance calculation descriptions can be found in the FY 2018 RBWO PBP Measurements and Standards Guide.				

Child Protective Services Investigations and Dispositions

The following investigations data, which is not used for scoring but is considered significant to a provider's performance, is from Georgia SHINES and is not considered final or complete until the end of the fiscal year.

Total Reports:	0
Number Screened In:	0
Number Screened Out:	0
Number Substantiated:	0
Number Unsubstantiated:	0
Number Active CPS Investigations:	0



DHS, DFCS, Office of Provider Management
Performance-Based Placement Measures
RBWO Provider GA+SCORECARD - CCI
Report Quarter: Q1 FY2018



Provider/Program Name: Smith Group Home - (824) - CCI

538 NE Presley Road, Ludowici, GA 31316

Phone: 912-545-9547

Vendor ID# 35580

Quarterly Scores (Grades)

Q1: 104.85 (A+)

Q2: N/A

Q3: N/A

Q4: N/A

Current Quarter Score (Grade)

104.85%

(A+)

Program Census Information:

Children in Care During
Quarter: 21

Placements During
Quarter: 21

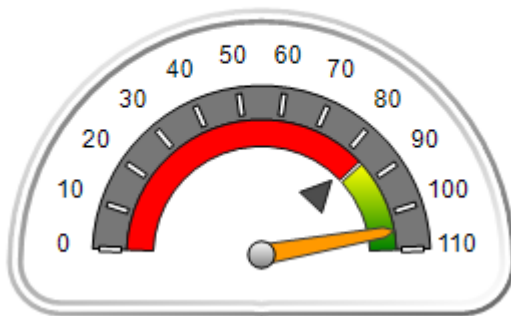
Children in Care On Last
Day: 18

Quarterly Provider Comparisons to All CCIs

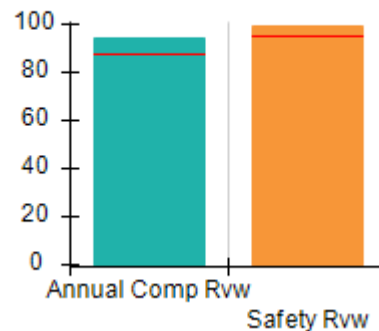


indicates average for all CCIs

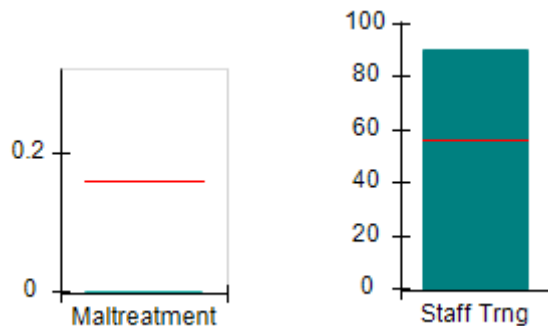
Overall Score (%)



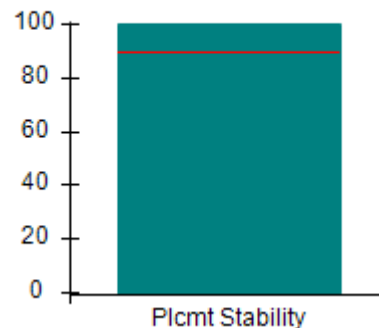
OPM Monitoring Reviews (%)



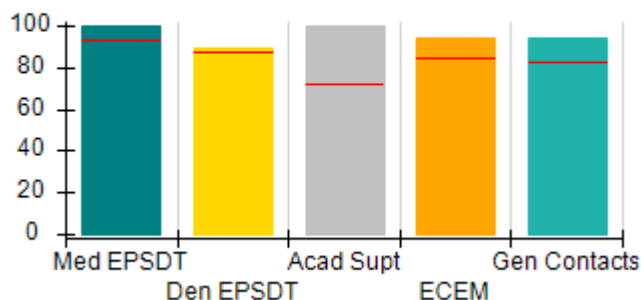
Safety Outcomes (%)



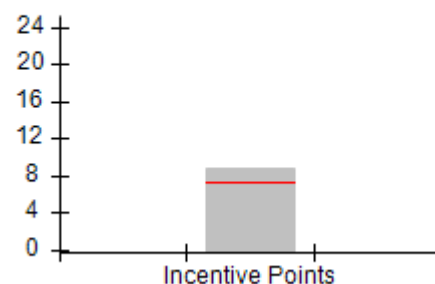
Permanency Outcomes (%)



Well-Being Outcomes (%)



Incentives Earned (Points)





DHS, DFCS, Office of Provider Management
Performance-Based Placement Measures
RBWO Provider GA+SCORECARD - CCI
Report Quarter: Q1 FY2018



Provider/Program Name: Smith Group Home - (824) - CCI				
538 NE Presley Road, Ludowici, GA 31316 Phone: 912-545-9547 Vendor ID# 35580		Quarterly Scores (Grades)		Current Quarter Score (Grade)
		Q1: 104.85 (A+)	Q2: N/A	104.85% (A+)
		Q3: N/A	Q4: N/A	
Program Census Information:		# Children in Care During Quarter: 21	# Placements During Quarter: 21	# Children in Care On Last Day: 18
	Avg Performance All CCIs (%)	Provider Performance (%)*	Possible Points (Weight)	Provider Points Earned
OPM Monitoring Reviews				
Annual Comprehensive Reviews	88%	94%	25	23.49
Safety Reviews	95%	99%	15	14.92
Monitoring Sub-Total			40	38.41
CCI Safety Outcomes				
Incidence of Maltreatment	0.16%	No Substantiated Reports	10	10.00
Staff Training	56%	90%	10	9.00
Safety Sub-Total			20	19.00
CCI Permanency Outcomes				
Placement Stability	90%	100%	15	15.00
Permanency Sub-Total			15	15.00
CCI Well-Being Outcomes				
EPSDT Medical Visits	93%	100%	4	4.00
EPSDT Dental Visits	87%	89%	4	3.56
Academic Supports	72%	100%	3	3.00
Provider ECEM Visits	84%	94%	7	6.58
Provider General Contacts	82%	94%	7	6.58
Placements with Siblings	41%	41%	Not Scored	Not Scored
Placements within Legal County	17%	0%	Not Scored	Not Scored
Well-Being Sub-Total			25	23.72
*Performance calculation descriptions can be found in the FY 2018 RBWO PBP Measurements and Standards Guide.				

Monitoring & Outcomes: Possible Points = 100		Points Earned = 96.13	
Score Before Incentives Credit		96.13%	
Incentives Awarded		8.72 pts	
PBP Verification		N/A pts	
Total Score		104.85%	



DHS, DFCS, Office of Provider Management
Performance-Based Placement Measures
RBWO Provider GA+SCORECARD - CCI
Report Quarter: Q1 FY2018



Provider/Program Name: Smith Group Home - (824) - CCI

Program Census Information:		# Children in Care During Quarter: 21	# Placements During Quarter: 21	# Children in Care On Last Day: 18
CCI Incentive Credits	Avg Performance All CCIs (Points)	Provider Performance (%)*	Possible Points (Weight)	Provider Points Earned
Early EPSDT Medical Visits		100%	2	2.00
Early EPSDT Dental Visits		71%	2	1.42
Permanency Contacts		26%	5	1.30
Additional Academic Supports		0%	2	0.00
Active Agency Accreditation		0%	4	0.00
Staff Clinical Licensure		0%	5	0.00
Behavior Management (threshold = 0)		100%	4	4.00
Incentives Total	7.35		24	8.72
Maximum total combined incentive credit allowed is 10 points.			Incentives Awarded	8.72

*Performance calculation descriptions can be found in the FY 2018 RBWO PBP Measurements and Standards Guide.

Child Protective Services Investigations and Dispositions

The following investigations data, which is not used for scoring but is considered significant to a provider's performance, is from Georgia SHINES and is not considered final or complete until the end of the fiscal year.

Total Reports:	0	
Number Screened In:	0	
Number Screened Out:	0	
Number Substantiated:	0	
Number Unsubstantiated:	0	
Number Active CPS Investigations:	0	



DHS, DFCS, Office of Provider Management
Performance-Based Placement Measures
RBWO Provider GA+SCORECARD - CCI
Report Quarter: Q1 FY2018



Provider/Program Name: Star Island - (1021) - CCI

218 S MacArthur Drive, Camilla, GA 31730

Phone: 229-336-1700

Vendor ID# 65729

Quarterly Scores (Grades)

Q1: 63.68 (D-)

Q2: N/A

Q3: N/A

Q4: N/A

Current Quarter Score (Grade)

63.68%

(D-)

Program Census Information:

Children in Care During
Quarter: 15

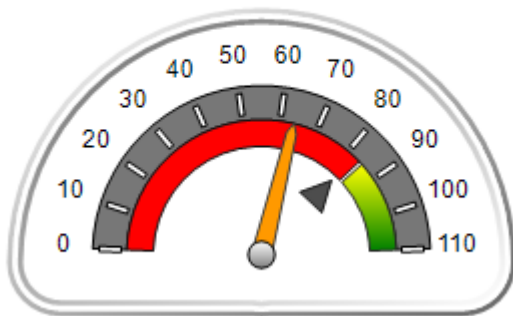
Placements During
Quarter: 15

Children in Care On Last
Day: 5

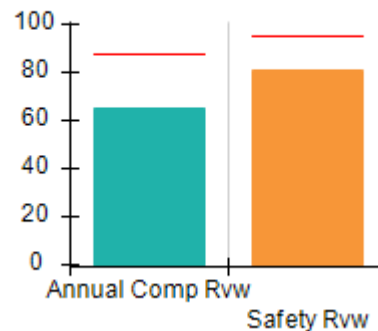
Quarterly Provider Comparisons to All CCIs

▼ indicates average for all CCIs

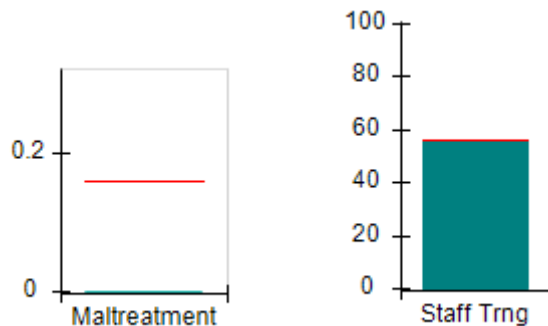
Overall Score (%)



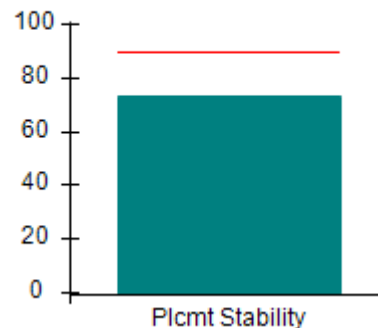
OPM Monitoring Reviews (%)



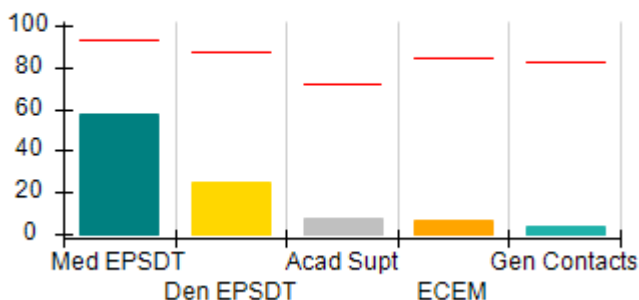
Safety Outcomes (%)



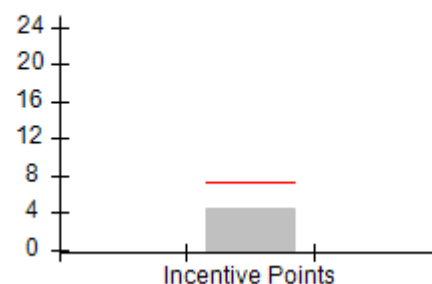
Permanency Outcomes (%)



Well-Being Outcomes (%)



Incentives Earned (Points)





DHS, DFCS, Office of Provider Management
Performance-Based Placement Measures
RBWO Provider GA+SCORECARD - CCI
Report Quarter: Q1 FY2018



Provider/Program Name: Star Island - (1021) - CCI				
218 S MacArthur Drive, Camilla, GA 31730 Phone: 229-336-1700 Vendor ID# 65729		Quarterly Scores (Grades)		Current Quarter Score (Grade)
		Q1: 63.68 (D-)	Q2: N/A	63.68% (D-)
		Q3: N/A	Q4: N/A	
Program Census Information:		# Children in Care During Quarter: 15	# Placements During Quarter: 15	# Children in Care On Last Day: 5
	Avg Performance All CCIs (%)	Provider Performance (%)*	Possible Points (Weight)	Provider Points Earned
OPM Monitoring Reviews				
Annual Comprehensive Reviews	88%	65%	25	16.30
Safety Reviews	95%	81%	15	12.16
Monitoring Sub-Total			40	28.46
CCI Safety Outcomes				
Incidence of Maltreatment	0.16%	No Substantiated Reports	10	10.00
Staff Training	56%	56%	10	5.60
Safety Sub-Total			20	15.60
CCI Permanency Outcomes				
Placement Stability	90%	73%	15	10.95
Permanency Sub-Total			15	10.95
CCI Well-Being Outcomes				
EPSDT Medical Visits	93%	58%	4	2.32
EPSDT Dental Visits	87%	25%	4	1.00
Academic Supports	72%	8%	3	0.24
Provider ECEM Visits	84%	7%	7	0.49
Provider General Contacts	82%	4%	7	0.28
Placements with Siblings	41%	60%	Not Scored	Not Scored
Placements within Legal County	17%	0%	Not Scored	Not Scored
Well-Being Sub-Total			25	4.33
*Performance calculation descriptions can be found in the FY 2018 RBWO PBP Measurements and Standards Guide.				

Monitoring & Outcomes: Possible Points = 100		Points Earned = 59.34	
Score Before Incentives Credit		59.34%	
Incentives Awarded		4.34 pts	
PBP Verification		N/A pts	
Total Score		63.68%	



DHS, DFCS, Office of Provider Management
Performance-Based Placement Measures
RBWO Provider GA+SCORECARD - CCI
Report Quarter: Q1 FY2018



Provider/Program Name: Star Island - (1021) - CCI

Program Census Information:		# Children in Care During Quarter: 15	# Placements During Quarter: 15	# Children in Care On Last Day: 5
CCI Incentive Credits	Avg Performance All CCIs (Points)	Provider Performance (%)*	Possible Points (Weight)	Provider Points Earned
Early EPSDT Medical Visits		17%	2	0.34
Early EPSDT Dental Visits		0%	2	0.00
Permanency Contacts		0%	5	0.00
Additional Academic Supports		0%	2	0.00
Active Agency Accreditation		0%	4	0.00
Staff Clinical Licensure		0%	5	0.00
Behavior Management (threshold = 0)		100%	4	4.00
Incentives Total	7.35		24	4.34
Maximum total combined incentive credit allowed is 10 points.			Incentives Awarded	4.34

*Performance calculation descriptions can be found in the FY 2018 RBWO PBP Measurements and Standards Guide.

Child Protective Services Investigations and Dispositions

The following investigations data, which is not used for scoring but is considered significant to a provider's performance, is from Georgia SHINES and is not considered final or complete until the end of the fiscal year.

Total Reports:	0	
Number Screened In:	0	
Number Screened Out:	0	
Number Substantiated:	0	
Number Unsubstantiated:	0	
Number Active CPS Investigations:	0	



DHS, DFCS, Office of Provider Management
Performance-Based Placement Measures
RBWO Provider GA+SCORECARD - CCI



Report Quarter: Q1 FY2018

Provider/Program Name: Stroman Account & Property - dba My Sister's Keeper (892) - CCI

7431 Petunia Dr., Riverdale, GA 30296

Phone: 770-994-0607

Vendor ID# 35586

Quarterly Scores (Grades)

Current Quarter Score (Grade)

Q1: 99.85 (A+)

Q2: N/A

99.85%

Q3: N/A

Q4: N/A

(A+)

Program Census Information:

Children in Care During Quarter: 10

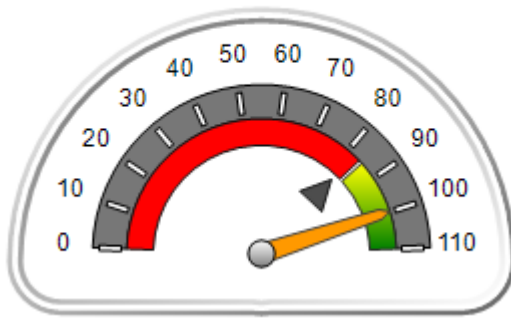
Placements During Quarter: 11

Children in Care On Last Day: 5

Quarterly Provider Comparisons to All CCIs

▼ indicates average for all CCIs

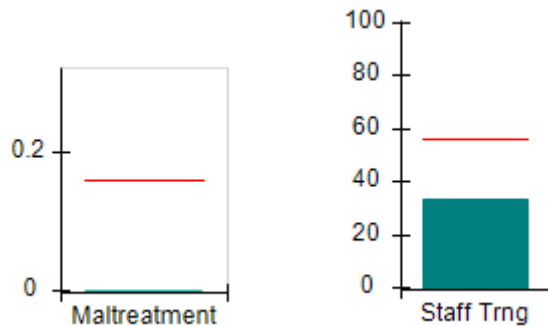
Overall Score (%)



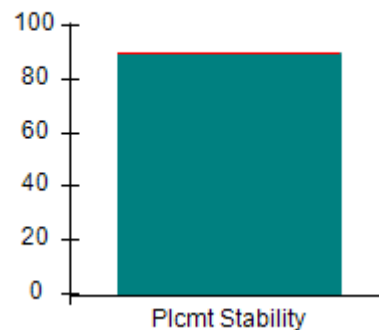
OPM Monitoring Reviews (%)



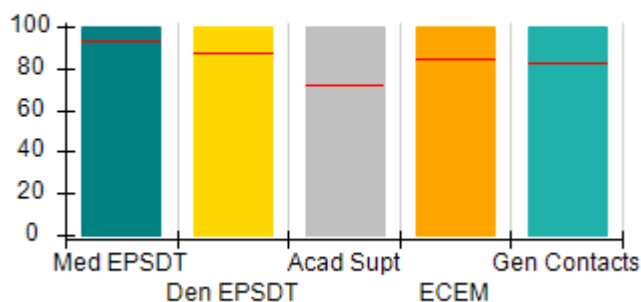
Safety Outcomes (%)



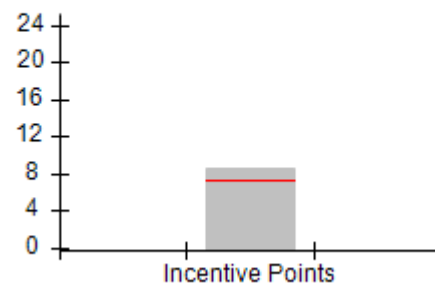
Permanency Outcomes (%)



Well-Being Outcomes (%)



Incentives Earned (Points)





Performance-Based Placement Measures

RBWO Provider GA+SCORECARD - CCI

Report Quarter: Q1 FY2018

Provider/Program Name: Stroman Account & Property - dba My Sister's Keeper (892) - CCI				
7431 Petunia Dr., Riverdale, GA 30296 Phone: 770-994-0607 Vendor ID# 35586		Quarterly Scores (Grades)		Current Quarter Score (Grade)
		Q1: 99.85 (A+)	Q2: N/A	99.85% (A+)
		Q3: N/A	Q4: N/A	
Program Census Information:		# Children in Care During Quarter: 10	# Placements During Quarter: 11	# Children in Care On Last Day: 5
	Avg Performance All CCIs (%)	Provider Performance (%)*	Possible Points (Weight)	Provider Points Earned
OPM Monitoring Reviews				
Annual Comprehensive Reviews	88%	95%	25	23.83
Safety Reviews	95%	104%	15	15.62
Monitoring Sub-Total			40	39.45
CCI Safety Outcomes				
Incidence of Maltreatment	0.16%	No Substantiated Reports	10	10.00
Staff Training	56%	33%	10	3.30
Safety Sub-Total			20	13.30
CCI Permanency Outcomes				
Placement Stability	90%	90%	15	13.50
Permanency Sub-Total			15	13.50
CCI Well-Being Outcomes				
EPSDT Medical Visits	93%	100%	4	4.00
EPSDT Dental Visits	87%	100%	4	4.00
Academic Supports	72%	100%	3	3.00
Provider ECEM Visits	84%	100%	7	7.00
Provider General Contacts	82%	100%	7	7.00
Placements with Siblings	41%	0%	Not Scored	Not Scored
Placements within Legal County	17%	14%	Not Scored	Not Scored
Well-Being Sub-Total			25	25.00
*Performance calculation descriptions can be found in the FY 2018 RBWO PBP Measurements and Standards Guide.				

Monitoring & Outcomes: Possible Points = 100		Points Earned = 91.25	
Score Before Incentives Credit			91.25%
Incentives Awarded			8.60 pts
PBP Verification			N/A pts
Total Score			99.85%



DHS, DFCS, Office of Provider Management
Performance-Based Placement Measures
RBWO Provider GA+SCORECARD - CCI



Report Quarter: Q1 FY2018

Provider/Program Name: Stroman Account & Property - dba My Sister's Keeper (892) - CCI

Program Census Information:		# Children in Care During Quarter: 10	# Placements During Quarter: 11	# Children in Care On Last Day: 5
CCI Incentive Credits	Avg Performance All CCIs (Points)	Provider Performance (%)*	Possible Points (Weight)	Provider Points Earned
Early EPSDT Medical Visits		100%	2	2.00
Early EPSDT Dental Visits		100%	2	2.00
Permanency Contacts		None Planned	5	
Additional Academic Supports		30%	2	0.60
Active Agency Accreditation		0%	4	0.00
Staff Clinical Licensure		0%	5	0.00
Behavior Management (threshold = 0)		100%	4	4.00
Incentives Total	7.35		24	8.60
Maximum total combined incentive credit allowed is 10 points.			Incentives Awarded	8.60

*Performance calculation descriptions can be found in the FY 2018 RBWO PBP Measurements and Standards Guide.

Child Protective Services Investigations and Dispositions

The following investigations data, which is not used for scoring but is considered significant to a provider's performance, is from Georgia SHINES and is not considered final or complete until the end of the fiscal year.

Total Reports:	0
Number Screened In:	0
Number Screened Out:	0
Number Substantiated:	0
Number Unsubstantiated:	0
Number Active CPS Investigations:	0



DHS, DFCS, Office of Provider Management
Performance-Based Placement Measures
RBWO Provider GA+SCORECARD - CCI
Report Quarter: Q1 FY2018



Provider/Program Name: Taking A Step Beyond - (5158) - CCI

1509 Brown Road, Hephzibah, GA 30815

Phone: 706-496-2709

Vendor ID# 118236

Quarterly Scores (Grades)

Q1: 90.69 (A-)

Q2: N/A

Q3: N/A

Q4: N/A

Current Quarter Score (Grade)

90.69%

(A-)

Program Census Information:

Children in Care During
Quarter: 18

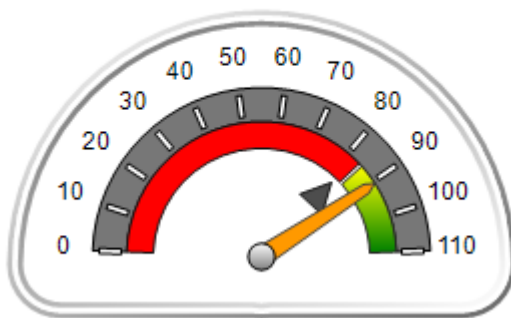
Placements During
Quarter: 20

Children in Care On Last
Day: 9

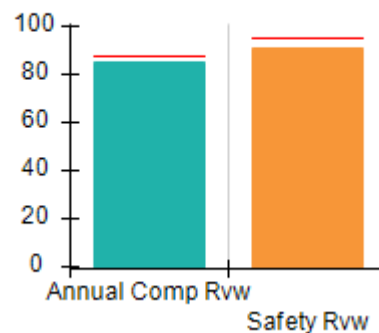
Quarterly Provider Comparisons to All CCIs

▼ indicates average for all CCIs

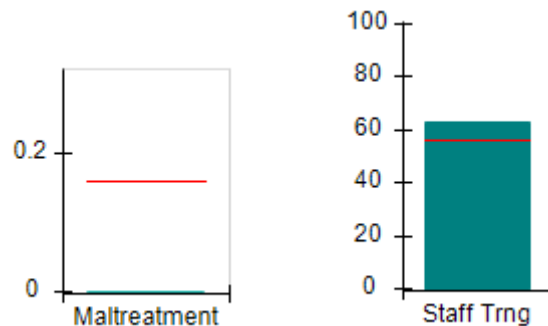
Overall Score (%)



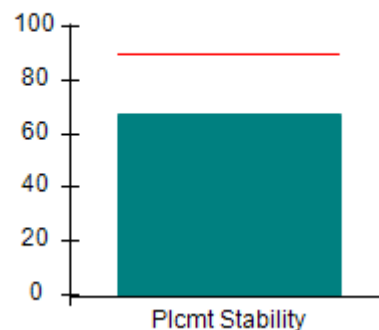
OPM Monitoring Reviews (%)



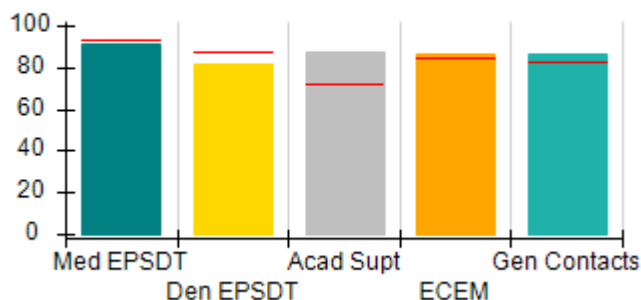
Safety Outcomes (%)



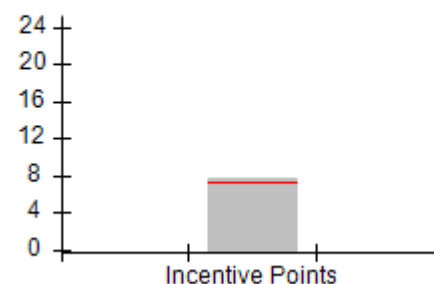
Permanency Outcomes (%)



Well-Being Outcomes (%)



Incentives Earned (Points)





DHS, DFCS, Office of Provider Management
Performance-Based Placement Measures
RBWO Provider GA+SCORECARD - CCI
Report Quarter: Q1 FY2018



Provider/Program Name: Taking A Step Beyond - (5158) - CCI				
1509 Brown Road, Hephzibah, GA 30815 Phone: 706-496-2709 Vendor ID# 118236		Quarterly Scores (Grades)		Current Quarter Score (Grade)
		Q1: 90.69 (A-)	Q2: N/A	90.69% (A-)
		Q3: N/A	Q4: N/A	
Program Census Information:		# Children in Care During Quarter: 18	# Placements During Quarter: 20	# Children in Care On Last Day: 9
	Avg Performance All CCIs (%)	Provider Performance (%)*	Possible Points (Weight)	Provider Points Earned
OPM Monitoring Reviews				
Annual Comprehensive Reviews	88%	85%	25	21.36
Safety Reviews	95%	91%	15	13.65
Monitoring Sub-Total			40	35.01
CCI Safety Outcomes				
Incidence of Maltreatment	0.16%	No Substantiated Reports	10	10.00
Staff Training	56%	63%	10	6.30
Safety Sub-Total			20	16.30
CCI Permanency Outcomes				
Placement Stability	90%	67%	15	10.05
Permanency Sub-Total			15	10.05
CCI Well-Being Outcomes				
EPSDT Medical Visits	93%	91%	4	3.64
EPSDT Dental Visits	87%	82%	4	3.28
Academic Supports	72%	87%	3	2.61
Provider ECEM Visits	84%	86%	7	6.02
Provider General Contacts	82%	86%	7	6.02
Placements with Siblings	41%	0%	Not Scored	Not Scored
Placements within Legal County	17%	38%	Not Scored	Not Scored
Well-Being Sub-Total			25	21.57
*Performance calculation descriptions can be found in the FY 2018 RBWO PBP Measurements and Standards Guide.				

Monitoring & Outcomes: Possible Points = 100	Points Earned = 82.93
Score Before Incentives Credit	82.93%
Incentives Awarded	7.76 pts
PBP Verification	N/A pts
Total Score	90.69%



DHS, DFCS, Office of Provider Management
Performance-Based Placement Measures
RBWO Provider GA+SCORECARD - CCI
Report Quarter: Q1 FY2018



Provider/Program Name: Taking A Step Beyond - (5158) - CCI

Program Census Information:		# Children in Care During Quarter: 18	# Placements During Quarter: 20	# Children in Care On Last Day: 9
CCI Incentive Credits	Avg Performance All CCIs (Points)	Provider Performance (%)*	Possible Points (Weight)	Provider Points Earned
Early EPSDT Medical Visits		75%	2	1.50
Early EPSDT Dental Visits		71%	2	1.42
Permanency Contacts		0%	5	0.00
Additional Academic Supports		42%	2	0.84
Active Agency Accreditation		0%	4	0.00
Staff Clinical Licensure		0%	5	0.00
Behavior Management (threshold = 0)		100%	4	4.00
Incentives Total	7.35		24	7.76
Maximum total combined incentive credit allowed is 10 points.			Incentives Awarded	7.76

*Performance calculation descriptions can be found in the FY 2018 RBWO PBP Measurements and Standards Guide.

Child Protective Services Investigations and Dispositions

The following investigations data, which is not used for scoring but is considered significant to a provider's performance, is from Georgia SHINES and is not considered final or complete until the end of the fiscal year.

Total Reports:	3	
Number Screened In:	0	
Number Screened Out:	3	
Number Substantiated:	0	
Number Unsubstantiated:	0	
Number Active CPS Investigations:	0	



DHS, DFCS, Office of Provider Management
Performance-Based Placement Measures
RBWO Provider GA+SCORECARD - CCI



Report Quarter: Q1 FY2018

Provider/Program Name: Testament Health & Counseling Services, LLC - Testament House (5197) - CCI

6907 Tara Blvd., Jonesboro, GA 30236

Phone: 404-800-6160

Vendor ID# 125386

Quarterly Scores (Grades)

Current Quarter Score
(Grade)

Q1: 96.85 (A)

Q2: N/A

96.85%

Q3: N/A

Q4: N/A

(A)

Program Census Information:

Children in Care During
Quarter: 24

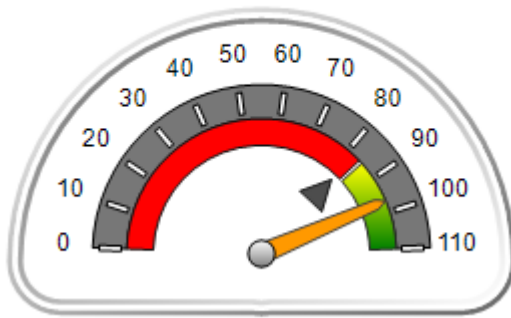
Placements During
Quarter: 24

Children in Care On Last
Day: 10

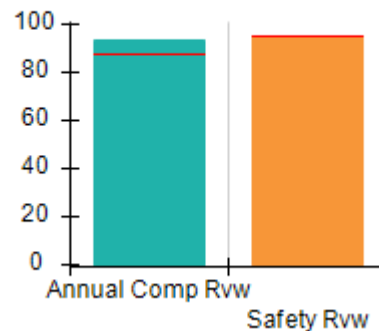
Quarterly Provider Comparisons to All CCIs

▼ — indicates average for all CCIs

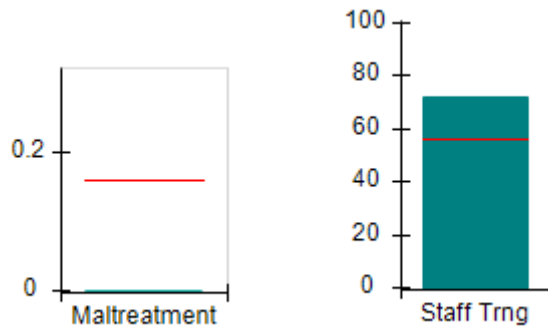
Overall Score (%)



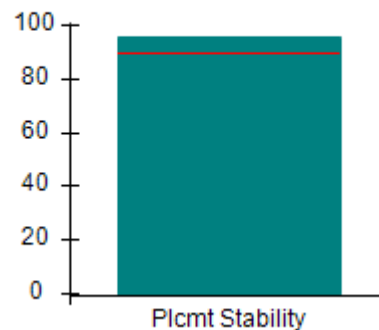
OPM Monitoring Reviews (%)



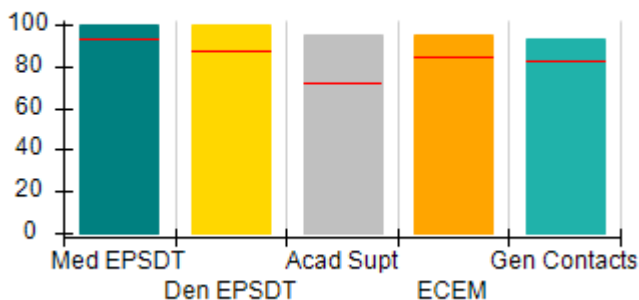
Safety Outcomes (%)



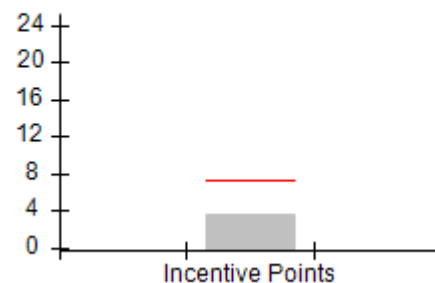
Permanency Outcomes (%)



Well-Being Outcomes (%)



Incentives Earned (Points)





Performance-Based Placement Measures

RBWO Provider GA+SCORECARD - CCI

Report Quarter: Q1 FY2018

Provider/Program Name: Testament Health & Counseling Services, LLC - Testament House (5197) - CCI				
6907 Tara Blvd., Jonesboro, GA 30236		Quarterly Scores (Grades)		Current Quarter Score (Grade)
Phone: 404-800-6160		Q1: 96.85 (A)	Q2: N/A	96.85% (A)
Vendor ID# 125386		Q3: N/A	Q4: N/A	
Program Census Information:		# Children in Care During Quarter: 24	# Placements During Quarter: 24	# Children in Care On Last Day: 10
	Avg Performance All CCIs (%)	Provider Performance (%)*	Possible Points (Weight)	Provider Points Earned
OPM Monitoring Reviews				
Annual Comprehensive Reviews	88%	94%	25	23.38
Safety Reviews	95%	95%	15	14.29
Monitoring Sub-Total			40	37.68
CCI Safety Outcomes				
Incidence of Maltreatment	0.16%	No Substantiated Reports	10	10.00
Staff Training	56%	72%	10	7.20
Safety Sub-Total			20	17.20
CCI Permanency Outcomes				
Placement Stability	90%	96%	15	14.40
Permanency Sub-Total			15	14.40
CCI Well-Being Outcomes				
EPSDT Medical Visits	93%	100%	4	4.00
EPSDT Dental Visits	87%	100%	4	4.00
Academic Supports	72%	95%	3	2.85
Provider ECEM Visits	84%	95%	7	6.65
Provider General Contacts	82%	93%	7	6.51
Placements with Siblings	41%	0%	Not Scored	Not Scored
Placements within Legal County	17%	Not Eligible	Not Scored	Not Scored
Well-Being Sub-Total			25	24.01
*Performance calculation descriptions can be found in the FY 2018 RBWO PBP Measurements and Standards Guide.				

Monitoring & Outcomes: Possible Points = 100		Points Earned = 93.29	
Score Before Incentives Credit			93.29%
Incentives Awarded			3.56 pts
PBP Verification			N/A pts
Total Score			96.85%



DHS, DFCS, Office of Provider Management
Performance-Based Placement Measures
RBWO Provider GA+SCORECARD - CCI



Report Quarter: Q1 FY2018

Provider/Program Name: Testament Health & Counseling Services, LLC - Testament House (5197) - CCI

Program Census Information:		# Children in Care During Quarter: 24	# Placements During Quarter: 24	# Children in Care On Last Day: 10
CCI Incentive Credits	Avg Performance All CCIs (Points)	Provider Performance (%)*	Possible Points (Weight)	Provider Points Earned
Early EPSDT Medical Visits		Not Eligible	2	
Early EPSDT Dental Visits		100%	2	2.00
Permanency Contacts		0%	5	0.00
Additional Academic Supports		78%	2	1.56
Active Agency Accreditation		0%	4	0.00
Staff Clinical Licensure		0%	5	0.00
Behavior Management (threshold = 0)		0%	4	0.00
Incentives Total	7.35		24	3.56
Maximum total combined incentive credit allowed is 10 points.			Incentives Awarded	3.56

*Performance calculation descriptions can be found in the FY 2018 RBWO PBP Measurements and Standards Guide.

Child Protective Services Investigations and Dispositions

The following investigations data, which is not used for scoring but is considered significant to a provider's performance, is from Georgia SHINES and is not considered final or complete until the end of the fiscal year.

Total Reports:	2
Number Screened In:	1
Number Screened Out:	1
Number Substantiated:	0
Number Unsubstantiated:	0
Number Active CPS Investigations:	1



DHS, DFCS, Office of Provider Management
Performance-Based Placement Measures
RBWO Provider GA+SCORECARD - CCI
Report Quarter: Q1 FY2018



Provider/Program Name: The Lillie Home - The Lillie Home (5282) - CCI

522 Country Club Rd , Dublin, GA 31021

Phone: 478-279-3174

Vendor ID# 131236

Quarterly Scores (Grades)

Q1: 78.42 (C+)

Q2: N/A

Q3: N/A

Q4: N/A

Current Quarter Score (Grade)

78.42%

(C+)

Program Census Information:

Children in Care During
Quarter: 13

Placements During
Quarter: 13

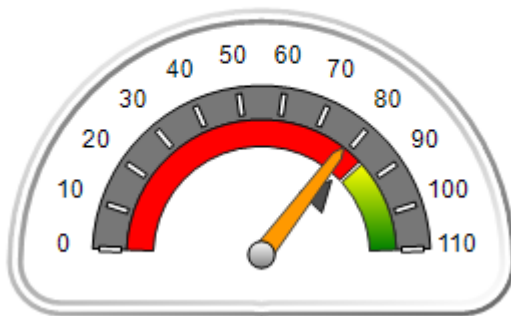
Children in Care On Last
Day: 6

Quarterly Provider Comparisons to All CCIs

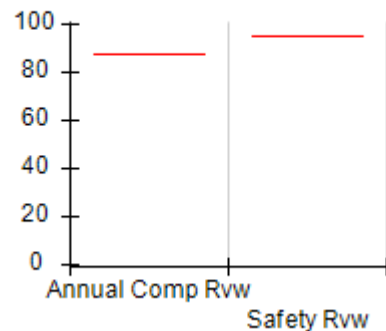


indicates average for all CCIs

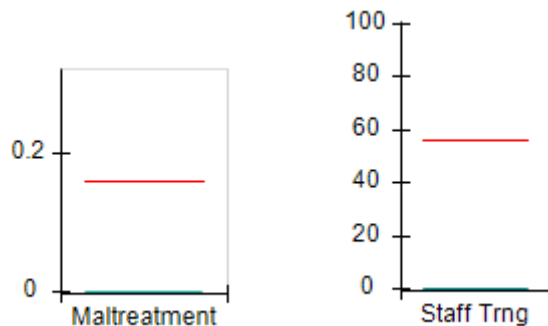
Overall Score (%)



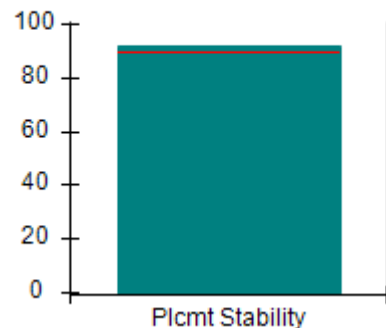
OPM Monitoring Reviews (%)



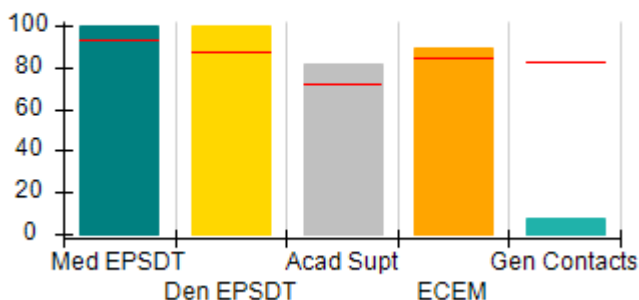
Safety Outcomes (%)



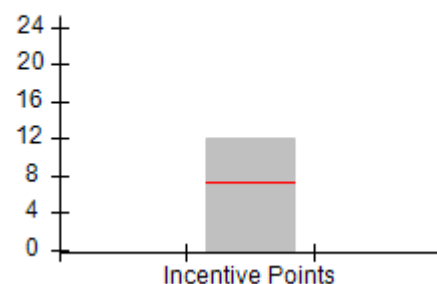
Permanency Outcomes (%)



Well-Being Outcomes (%)



Incentives Earned (Points)





DHS, DFCS, Office of Provider Management
Performance-Based Placement Measures
RBWO Provider GA+SCORECARD - CCI
Report Quarter: Q1 FY2018



Provider/Program Name: The Lillie Home - The Lillie Home (5282) - CCI				
522 Country Club Rd , Dublin, GA 31021 Phone: 478-279-3174 Vendor ID# 131236		Quarterly Scores (Grades)		Current Quarter Score (Grade)
		Q1: 78.42 (C+)	Q2: N/A	78.42% (C+)
		Q3: N/A	Q4: N/A	
Program Census Information:		# Children in Care During Quarter: 13	# Placements During Quarter: 13	# Children in Care On Last Day: 6
	Avg Performance All CCIs (%)	Provider Performance (%)*	Possible Points (Weight)	Provider Points Earned
OPM Monitoring Reviews				
Annual Comprehensive Reviews	88%	Not Yet Conducted		
Safety Reviews	95%	Not Yet Conducted		
Monitoring Sub-Total				0.00
CCI Safety Outcomes				
Incidence of Maltreatment	0.16%	No Substantiated Reports	10	10.00
Staff Training	56%	0%	10	0.00
Safety Sub-Total			20	10.00
CCI Permanency Outcomes				
Placement Stability	90%	92%	15	13.80
Permanency Sub-Total			15	13.80
CCI Well-Being Outcomes				
EPSDT Medical Visits	93%	100%	4	4.00
EPSDT Dental Visits	87%	100%	4	4.00
Academic Supports	72%	82%	3	2.46
Provider ECEM Visits	84%	89%	7	6.23
Provider General Contacts	82%	8%	7	0.56
Placements with Siblings	41%	0%	Not Scored	Not Scored
Placements within Legal County	17%	36%	Not Scored	Not Scored
Well-Being Sub-Total			25	17.25
*Performance calculation descriptions can be found in the FY 2018 RBWO PBP Measurements and Standards Guide.				

Monitoring & Outcomes: Possible Points = 60	Points Earned = 41.05
Score Before Incentives Credit	68.42%
Incentives Awarded	10.00 pts
PBP Verification	N/A pts
Total Score	78.42%



DHS, DFCS, Office of Provider Management
Performance-Based Placement Measures
RBWO Provider GA+SCORECARD - CCI
Report Quarter: Q1 FY2018



Provider/Program Name: The Lillie Home - The Lillie Home (5282) - CCI

Program Census Information:		# Children in Care During Quarter: 13	# Placements During Quarter: 13	# Children in Care On Last Day: 6
CCI Incentive Credits	Avg Performance All CCIs (Points)	Provider Performance (%)*	Possible Points (Weight)	Provider Points Earned
Early EPSDT Medical Visits		100%	2	2.00
Early EPSDT Dental Visits		100%	2	2.00
Permanency Contacts		67%	5	3.35
Additional Academic Supports		31%	2	0.62
Active Agency Accreditation		0%	4	0.00
Staff Clinical Licensure		0%	5	0.00
Behavior Management (threshold = 0)		100%	4	4.00
Incentives Total	7.35		24	11.97
Maximum total combined incentive credit allowed is 10 points.			Incentives Awarded	10.00

*Performance calculation descriptions can be found in the FY 2018 RBWO PBP Measurements and Standards Guide.

Child Protective Services Investigations and Dispositions

The following investigations data, which is not used for scoring but is considered significant to a provider's performance, is from Georgia SHINES and is not considered final or complete until the end of the fiscal year.

Total Reports:	2	
Number Screened In:	2	
Number Screened Out:	0	
Number Substantiated:	0	
Number Unsubstantiated:	1	
Number Active CPS Investigations:	1	



DHS, DFCS, Office of Provider Management
Performance-Based Placement Measures
RBWO Provider GA+SCORECARD - CCI
Report Quarter: Q1 FY2018



Provider/Program Name: Treutlen House at New Ebenezer, Inc. - (4228) - CCI

131 Old Augusta Road, Central Rincon, GA 31326

Phone: 912-754-9797

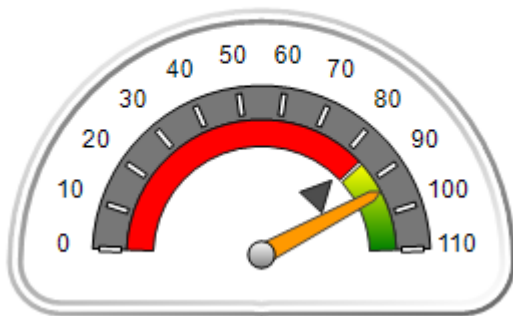
Vendor ID# 79727

Quarterly Scores (Grades)		Current Quarter Score (Grade)
Q1: 93.81 (A-)	Q2: N/A	93.81% (A-)
Q3: N/A	Q4: N/A	
Program Census Information:		# Children in Care During Quarter: 9
		# Placements During Quarter: 9
		# Children in Care On Last Day: 7

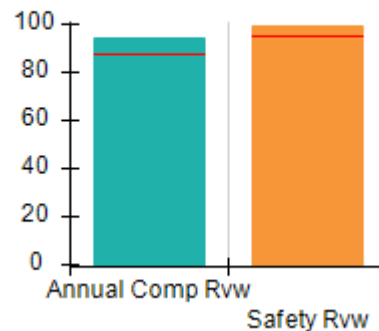
Quarterly Provider Comparisons to All CCIs

▼ — indicates average for all CCIs

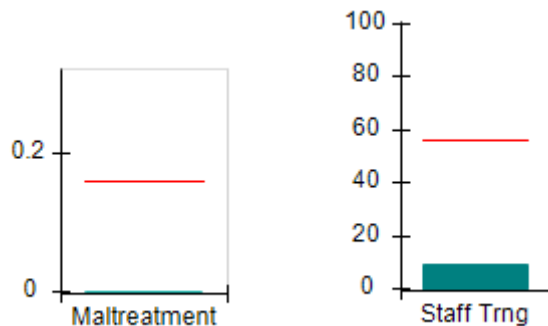
Overall Score (%)



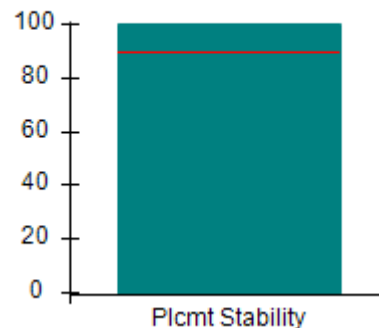
OPM Monitoring Reviews (%)



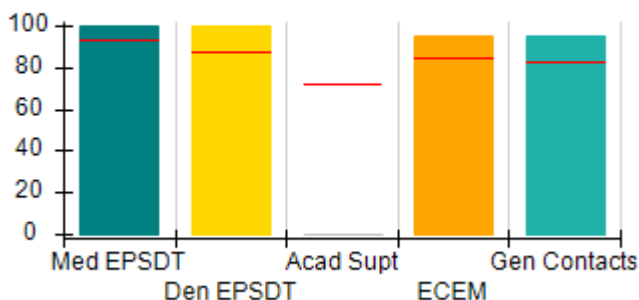
Safety Outcomes (%)



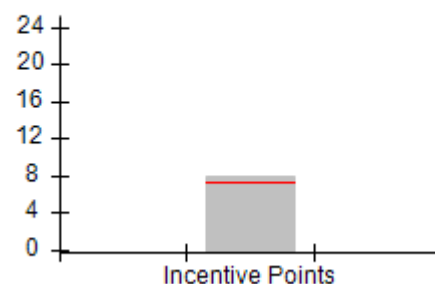
Permanency Outcomes (%)



Well-Being Outcomes (%)



Incentives Earned (Points)





DHS, DFCS, Office of Provider Management
Performance-Based Placement Measures
RBWO Provider GA+SCORECARD - CCI
Report Quarter: Q1 FY2018



Provider/Program Name: Treutlen House at New Ebenezer, Inc. - (4228) - CCI				
131 Old Augusta Road, Central Rincon, GA 31326 Phone: 912-754-9797 Vendor ID# 79727		Quarterly Scores (Grades)		Current Quarter Score (Grade)
		Q1: 93.81 (A-)	Q2: N/A	93.81% (A-)
		Q3: N/A	Q4: N/A	
Program Census Information:		# Children in Care During Quarter: 9	# Placements During Quarter: 9	# Children in Care On Last Day: 7
	Avg Performance All CCIs (%)	Provider Performance (%)*	Possible Points (Weight)	Provider Points Earned
OPM Monitoring Reviews				
Annual Comprehensive Reviews	88%	95%	25	23.67
Safety Reviews	95%	100%	15	14.94
Monitoring Sub-Total			40	38.61
CCI Safety Outcomes				
Incidence of Maltreatment	0.16%	No Substantiated Reports	10	10.00
Staff Training	56%	9%	10	0.90
Safety Sub-Total			20	10.90
CCI Permanency Outcomes				
Placement Stability	90%	100%	15	15.00
Permanency Sub-Total			15	15.00
CCI Well-Being Outcomes				
EPSDT Medical Visits	93%	100%	4	4.00
EPSDT Dental Visits	87%	100%	4	4.00
Academic Supports	72%	0%	3	0.00
Provider ECEM Visits	84%	95%	7	6.65
Provider General Contacts	82%	95%	7	6.65
Placements with Siblings	41%	0%	Not Scored	Not Scored
Placements within Legal County	17%	0%	Not Scored	Not Scored
Well-Being Sub-Total			25	21.30
*Performance calculation descriptions can be found in the FY 2018 RBWO PBP Measurements and Standards Guide.				

Monitoring & Outcomes: Possible Points = 100		Points Earned = 85.81	
Score Before Incentives Credit		85.81%	
Incentives Awarded		8.00 pts	
PBP Verification		N/A pts	
Total Score		93.81%	



DHS, DFCS, Office of Provider Management
Performance-Based Placement Measures
RBWO Provider GA+SCORECARD - CCI
Report Quarter: Q1 FY2018



Provider/Program Name: Treutlen House at New Ebenezer, Inc. - (4228) - CCI

Program Census Information:		# Children in Care During Quarter: 9	# Placements During Quarter: 9	# Children in Care On Last Day: 7
CCI Incentive Credits	Avg Performance All CCIs (Points)	Provider Performance (%)*	Possible Points (Weight)	Provider Points Earned
Early EPSDT Medical Visits		100%	2	2.00
Early EPSDT Dental Visits		100%	2	2.00
Permanency Contacts		None Planned	5	
Additional Academic Supports		0%	2	0.00
Active Agency Accreditation		0%	4	0.00
Staff Clinical Licensure		0%	5	0.00
Behavior Management (threshold = 0)		100%	4	4.00
Incentives Total	7.35		24	8.00
Maximum total combined incentive credit allowed is 10 points.			Incentives Awarded	8.00

*Performance calculation descriptions can be found in the FY 2018 RBWO PBP Measurements and Standards Guide.

Child Protective Services Investigations and Dispositions

The following investigations data, which is not used for scoring but is considered significant to a provider's performance, is from Georgia SHINES and is not considered final or complete until the end of the fiscal year.

Total Reports:	0	
Number Screened In:	0	
Number Screened Out:	0	
Number Substantiated:	0	
Number Unsubstantiated:	0	
Number Active CPS Investigations:	0	



DHS, DFCS, Office of Provider Management
Performance-Based Placement Measures
RBWO Provider GA+SCORECARD - CCI
Report Quarter: Q1 FY2018



Provider/Program Name: Turning Point Homes - Ahmonie's Cottage (1003) - CCI

3847 Waldrop Road, Decatur, GA 30034

Phone: 770-808-3714

Vendor ID# 51758

Quarterly Scores (Grades)

Q1: 102.17 (A+)

Q2: N/A

Q3: N/A

Q4: N/A

Current Quarter Score (Grade)

102.17%

(A+)

Program Census Information:

Children in Care During
Quarter: 5

Placements During
Quarter: 5

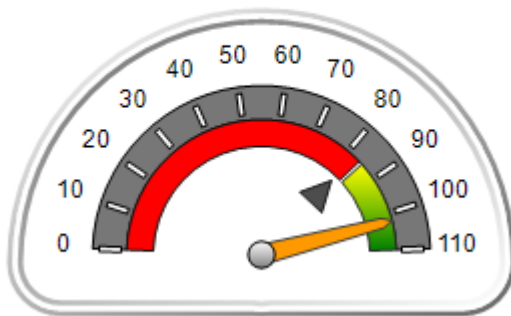
Children in Care On Last
Day: 4

Quarterly Provider Comparisons to All CCIs

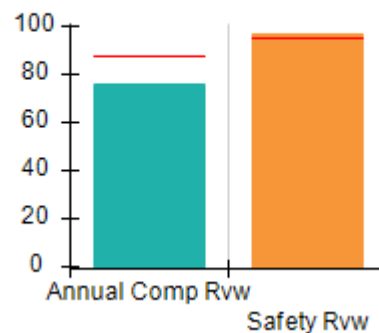


indicates average for all CCIs

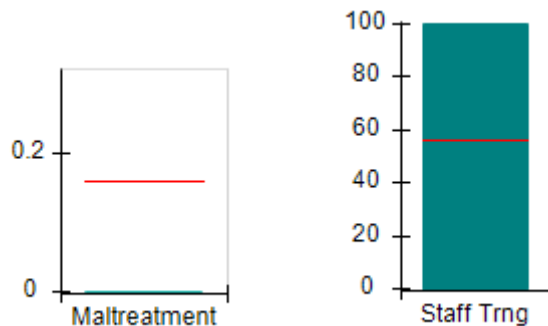
Overall Score (%)



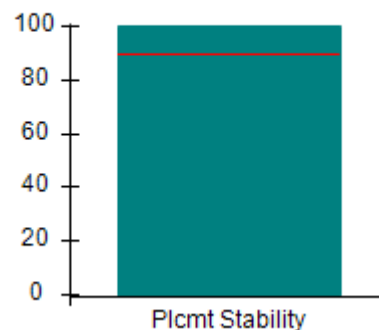
OPM Monitoring Reviews (%)



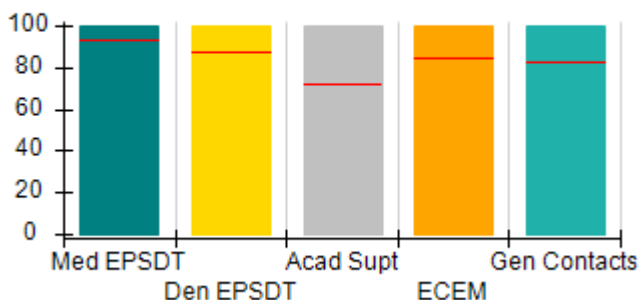
Safety Outcomes (%)



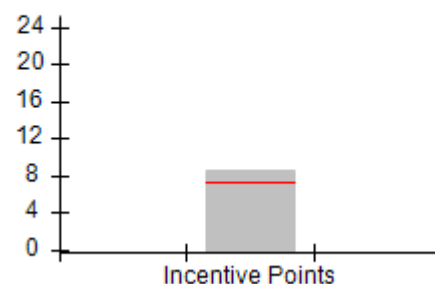
Permanency Outcomes (%)



Well-Being Outcomes (%)



Incentives Earned (Points)





DHS, DFCS, Office of Provider Management
Performance-Based Placement Measures
RBWO Provider GA+SCORECARD - CCI
Report Quarter: Q1 FY2018



Provider/Program Name: Turning Point Homes - Ahmonie's Cottage (1003) - CCI				
3847 Waldrop Road, Decatur, GA 30034 Phone: 770-808-3714 Vendor ID# 51758		Quarterly Scores (Grades)		Current Quarter Score (Grade)
		Q1: 102.17 (A+)	Q2: N/A	102.17% (A+)
		Q3: N/A	Q4: N/A	
Program Census Information:		# Children in Care During Quarter: 5	# Placements During Quarter: 5	# Children in Care On Last Day: 4
	Avg Performance All CCIs (%)	Provider Performance (%)*	Possible Points (Weight)	Provider Points Earned
OPM Monitoring Reviews				
Annual Comprehensive Reviews	88%	76%	25	18.92
Safety Reviews	95%	97%	15	14.59
Monitoring Sub-Total			40	33.51
CCI Safety Outcomes				
Incidence of Maltreatment	0.16%	No Substantiated Reports	10	10.00
Staff Training	56%	100%	10	10.00
Safety Sub-Total			20	20.00
CCI Permanency Outcomes				
Placement Stability	90%	100%	15	15.00
Permanency Sub-Total			15	15.00
CCI Well-Being Outcomes				
EPSDT Medical Visits	93%	100%	4	4.00
EPSDT Dental Visits	87%	100%	4	4.00
Academic Supports	72%	100%	3	3.00
Provider ECEM Visits	84%	100%	7	7.00
Provider General Contacts	82%	100%	7	7.00
Placements with Siblings	41%	Not Eligible	Not Scored	Not Scored
Placements within Legal County	17%	0%	Not Scored	Not Scored
Well-Being Sub-Total			25	25.00
*Performance calculation descriptions can be found in the FY 2018 RBWO PBP Measurements and Standards Guide.				

Monitoring & Outcomes: Possible Points = 100		Points Earned = 93.51	
Score Before Incentives Credit		93.51%	
Incentives Awarded		8.66 pts	
PBP Verification		N/A pts	
Total Score		102.17%	



DHS, DFCS, Office of Provider Management
Performance-Based Placement Measures
RBWO Provider GA+SCORECARD - CCI
Report Quarter: Q1 FY2018



Provider/Program Name: Turning Point Homes - Ahmonie's Cottage (1003) - CCI

Program Census Information:		# Children in Care During Quarter: 5	# Placements During Quarter: 5	# Children in Care On Last Day: 4
CCI Incentive Credits	Avg Performance All CCIs (Points)	Provider Performance (%)*	Possible Points (Weight)	Provider Points Earned
Early EPSDT Medical Visits		100%	2	2.00
Early EPSDT Dental Visits		100%	2	2.00
Permanency Contacts		0%	5	0.00
Additional Academic Supports		33%	2	0.66
Active Agency Accreditation		0%	4	0.00
Staff Clinical Licensure		0%	5	0.00
Behavior Management (threshold = 0)		100%	4	4.00
Incentives Total	7.35		24	8.66
Maximum total combined incentive credit allowed is 10 points.			Incentives Awarded	8.66

*Performance calculation descriptions can be found in the FY 2018 RBWO PBP Measurements and Standards Guide.

Child Protective Services Investigations and Dispositions

The following investigations data, which is not used for scoring but is considered significant to a provider's performance, is from Georgia SHINES and is not considered final or complete until the end of the fiscal year.

Total Reports:	0	
Number Screened In:	0	
Number Screened Out:	0	
Number Substantiated:	0	
Number Unsubstantiated:	0	
Number Active CPS Investigations:	0	



DHS, DFCS, Office of Provider Management
Performance-Based Placement Measures
RBWO Provider GA+SCORECARD - CCI
Report Quarter: Q1 FY2018



Provider/Program Name: Turning Point Homes - Francois Cottage (829) - CCI

3392 Wesley Chapel Rd, Decatur, GA 30034

Phone: 770-808-3714

Vendor ID# 35603

Quarterly Scores (Grades)

Q1: 98.03 (A+)

Q2: N/A

Q3: N/A

Q4: N/A

Current Quarter Score (Grade)

98.03%

(A+)

Program Census Information:

Children in Care During
Quarter: 6

Placements During
Quarter: 6

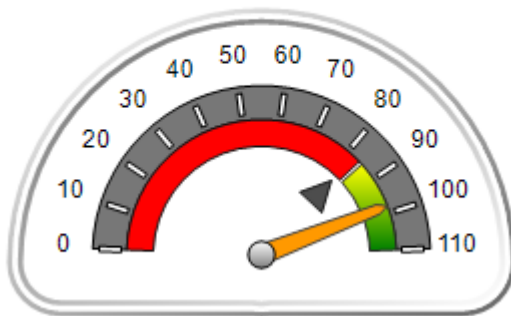
Children in Care On Last
Day: 5

Quarterly Provider Comparisons to All CCIs

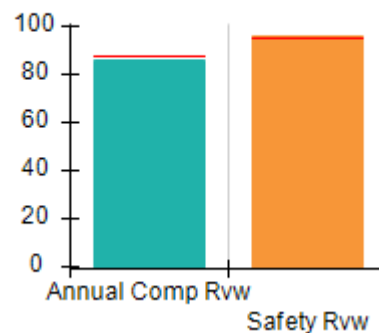


indicates average for all CCIs

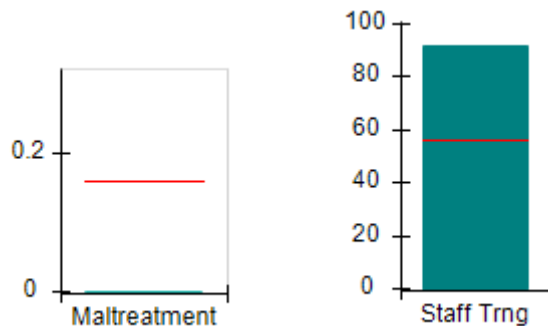
Overall Score (%)



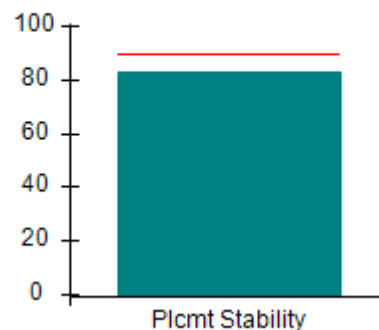
OPM Monitoring Reviews (%)



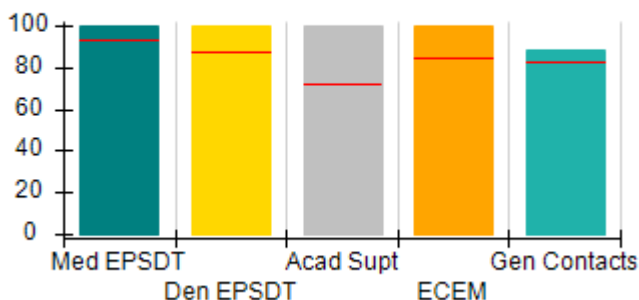
Safety Outcomes (%)



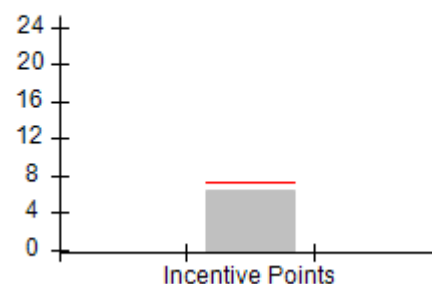
Permanency Outcomes (%)



Well-Being Outcomes (%)



Incentives Earned (Points)





DHS, DFCS, Office of Provider Management
Performance-Based Placement Measures
RBWO Provider GA+SCORECARD - CCI
Report Quarter: Q1 FY2018



Provider/Program Name: Turning Point Homes - Francois Cottage (829) - CCI				
3392 Wesley Chapel Rd, Decatur, GA 30034 Phone: 770-808-3714 Vendor ID# 35603		Quarterly Scores (Grades)		Current Quarter Score (Grade)
		Q1: 98.03 (A+)	Q2: N/A	98.03% (A+)
		Q3: N/A	Q4: N/A	
Program Census Information:		# Children in Care During Quarter: 6	# Placements During Quarter: 6	# Children in Care On Last Day: 5
	Avg Performance All CCIs (%)	Provider Performance (%)*	Possible Points (Weight)	Provider Points Earned
OPM Monitoring Reviews				
Annual Comprehensive Reviews	88%	86%	25	21.42
Safety Reviews	95%	96%	15	14.44
Monitoring Sub-Total			40	35.86
CCI Safety Outcomes				
Incidence of Maltreatment	0.16%	No Substantiated Reports	10	10.00
Staff Training	56%	92%	10	9.20
Safety Sub-Total			20	19.20
CCI Permanency Outcomes				
Placement Stability	90%	83%	15	12.45
Permanency Sub-Total			15	12.45
CCI Well-Being Outcomes				
EPSDT Medical Visits	93%	100%	4	4.00
EPSDT Dental Visits	87%	100%	4	4.00
Academic Supports	72%	100%	3	3.00
Provider ECEM Visits	84%	100%	7	7.00
Provider General Contacts	82%	88%	7	6.16
Placements with Siblings	41%	Not Eligible	Not Scored	Not Scored
Placements within Legal County	17%	Not Eligible	Not Scored	Not Scored
Well-Being Sub-Total			25	24.16
*Performance calculation descriptions can be found in the FY 2018 RBWO PBP Measurements and Standards Guide.				

Monitoring & Outcomes: Possible Points = 100		Points Earned = 91.67	
Score Before Incentives Credit		91.67%	
Incentives Awarded		6.36 pts	
PBP Verification		N/A pts	
Total Score		98.03%	



DHS, DFCS, Office of Provider Management
Performance-Based Placement Measures
RBWO Provider GA+SCORECARD - CCI
Report Quarter: Q1 FY2018



Provider/Program Name: Turning Point Homes - Francois Cottage (829) - CCI

Program Census Information:		# Children in Care During Quarter: 6	# Placements During Quarter: 6	# Children in Care On Last Day: 5
CCI Incentive Credits	Avg Performance All CCIs (Points)	Provider Performance (%)*	Possible Points (Weight)	Provider Points Earned
Early EPSDT Medical Visits		Not Eligible	2	
Early EPSDT Dental Visits		100%	2	2.00
Permanency Contacts		0%	5	0.00
Additional Academic Supports		18%	2	0.36
Active Agency Accreditation		0%	4	0.00
Staff Clinical Licensure		0%	5	0.00
Behavior Management (threshold = 0)		100%	4	4.00
Incentives Total	7.35		24	6.36
Maximum total combined incentive credit allowed is 10 points.			Incentives Awarded	6.36

*Performance calculation descriptions can be found in the FY 2018 RBWO PBP Measurements and Standards Guide.

Child Protective Services Investigations and Dispositions

The following investigations data, which is not used for scoring but is considered significant to a provider's performance, is from Georgia SHINES and is not considered final or complete until the end of the fiscal year.

Total Reports:	0	
Number Screened In:	0	
Number Screened Out:	0	
Number Substantiated:	0	
Number Unsubstantiated:	0	
Number Active CPS Investigations:	0	



DHS, DFCS, Office of Provider Management

Performance-Based Placement Measures

RBWO Provider GA+SCORECARD - CCI

Report Quarter: Q1 FY2018



Provider/Program Name: Turning Point Homes - Joshua Cottage I (830) - CCI

672 Kenilworth Circle, Stone Mountain, GA 30083

Phone: 770-808-3714

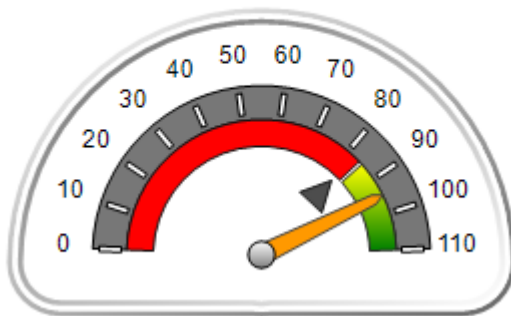
Vendor ID# 35602

Quarterly Scores (Grades)		Current Quarter Score (Grade)
Q1: 94.97 (A)	Q2: N/A	94.97% (A)
Q3: N/A	Q4: N/A	
Program Census Information:		# Children in Care During Quarter: 6
		# Placements During Quarter: 6
		# Children in Care On Last Day: 6

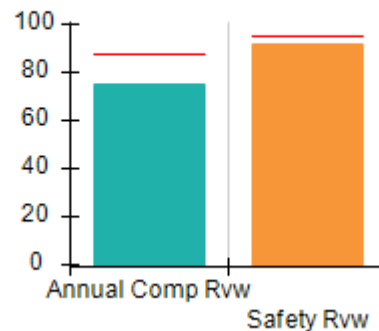
Quarterly Provider Comparisons to All CCIs

▼ indicates average for all CCIs

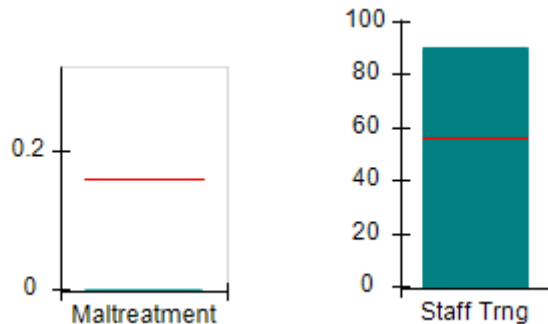
Overall Score (%)



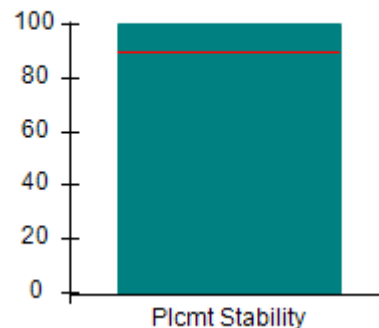
OPM Monitoring Reviews (%)



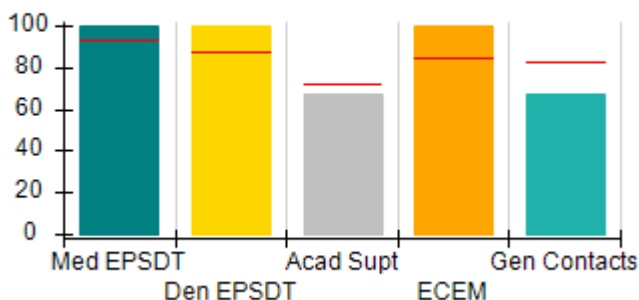
Safety Outcomes (%)



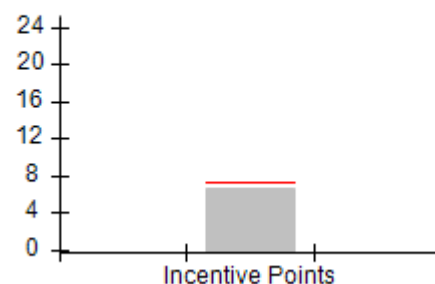
Permanency Outcomes (%)



Well-Being Outcomes (%)



Incentives Earned (Points)





DHS, DFCS, Office of Provider Management
Performance-Based Placement Measures
RBWO Provider GA+SCORECARD - CCI
Report Quarter: Q1 FY2018



Provider/Program Name: Turning Point Homes - Joshua Cottage I (830) - CCI				
672 Kenilworth Circle, Stone Mountain, GA 30083 Phone: 770-808-3714 Vendor ID# 35602		Quarterly Scores (Grades)		Current Quarter Score (Grade)
		Q1: 94.97 (A)	Q2: N/A	94.97% (A)
		Q3: N/A	Q4: N/A	
Program Census Information:		# Children in Care During Quarter: 6	# Placements During Quarter: 6	# Children in Care On Last Day: 6
	Avg Performance All CCIs (%)	Provider Performance (%)*	Possible Points (Weight)	Provider Points Earned
OPM Monitoring Reviews				
Annual Comprehensive Reviews	88%	75%	25	18.86
Safety Reviews	95%	92%	15	13.75
Monitoring Sub-Total			40	32.61
CCI Safety Outcomes				
Incidence of Maltreatment	0.16%	No Substantiated Reports	10	10.00
Staff Training	56%	90%	10	9.00
Safety Sub-Total			20	19.00
CCI Permanency Outcomes				
Placement Stability	90%	100%	15	15.00
Permanency Sub-Total			15	15.00
CCI Well-Being Outcomes				
EPSDT Medical Visits	93%	100%	4	4.00
EPSDT Dental Visits	87%	100%	4	4.00
Academic Supports	72%	67%	3	2.01
Provider ECEM Visits	84%	100%	7	7.00
Provider General Contacts	82%	67%	7	4.69
Placements with Siblings	41%	Not Eligible	Not Scored	Not Scored
Placements within Legal County	17%	33%	Not Scored	Not Scored
Well-Being Sub-Total			25	21.70
*Performance calculation descriptions can be found in the FY 2018 RBWO PBP Measurements and Standards Guide.				

Monitoring & Outcomes: Possible Points = 100	Points Earned = 88.31
Score Before Incentives Credit	88.31%
Incentives Awarded	6.66 pts
PBP Verification	N/A pts
Total Score	94.97%



DHS, DFCS, Office of Provider Management
Performance-Based Placement Measures
RBWO Provider GA+SCORECARD - CCI
Report Quarter: Q1 FY2018



Provider/Program Name: Turning Point Homes - Joshua Cottage I (830) - CCI

Program Census Information:		# Children in Care During Quarter: 6	# Placements During Quarter: 6	# Children in Care On Last Day: 6
CCI Incentive Credits	Avg Performance All CCIs (Points)	Provider Performance (%)*	Possible Points (Weight)	Provider Points Earned
Early EPSDT Medical Visits		Not Eligible	2	
Early EPSDT Dental Visits		100%	2	2.00
Permanency Contacts		0%	5	0.00
Additional Academic Supports		33%	2	0.66
Active Agency Accreditation		0%	4	0.00
Staff Clinical Licensure		0%	5	0.00
Behavior Management (threshold = 0)		100%	4	4.00
Incentives Total	7.35		24	6.66
Maximum total combined incentive credit allowed is 10 points.			Incentives Awarded	6.66

*Performance calculation descriptions can be found in the FY 2018 RBWO PBP Measurements and Standards Guide.

Child Protective Services Investigations and Dispositions

The following investigations data, which is not used for scoring but is considered significant to a provider's performance, is from Georgia SHINES and is not considered final or complete until the end of the fiscal year.

Total Reports:	0	
Number Screened In:	0	
Number Screened Out:	0	
Number Substantiated:	0	
Number Unsubstantiated:	0	
Number Active CPS Investigations:	0	



DHS, DFCS, Office of Provider Management
Performance-Based Placement Measures
RBWO Provider GA+SCORECARD - CCI
Report Quarter: Q1 FY2018



Provider/Program Name: Turning Point Homes - Turning Point Cottage (833) - CCI

3396 Wesley Chapel Rd, Decatur, GA 30034

Phone: 770-808-3714

Vendor ID# 35604

Quarterly Scores (Grades)

Q1: 102.07 (A+)

Q2: N/A

Q3: N/A

Q4: N/A

Current Quarter Score (Grade)

102.07%

(A+)

Program Census Information:

Children in Care During
Quarter: 7

Placements During
Quarter: 7

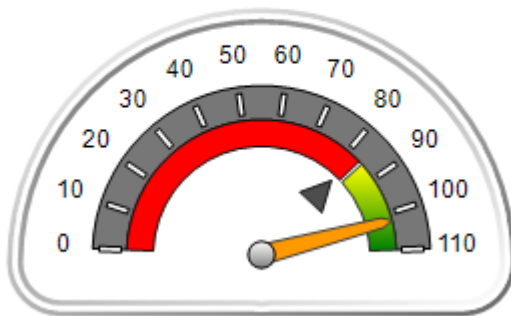
Children in Care On Last
Day: 6

Quarterly Provider Comparisons to All CCIs

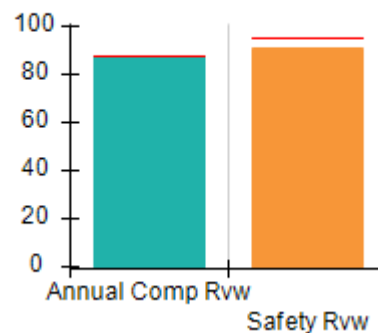


indicates average for all CCIs

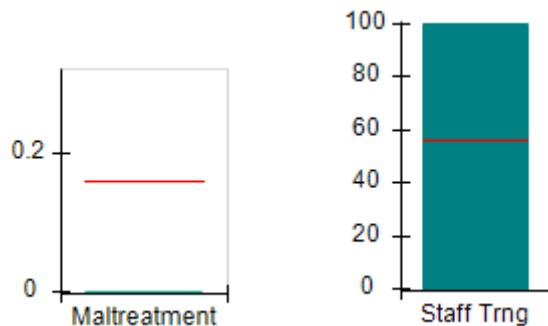
Overall Score (%)



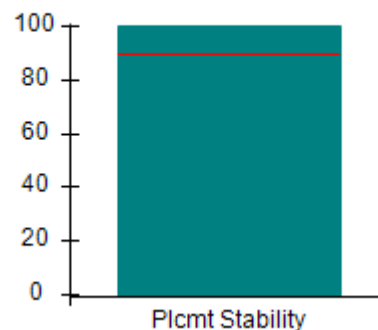
OPM Monitoring Reviews (%)



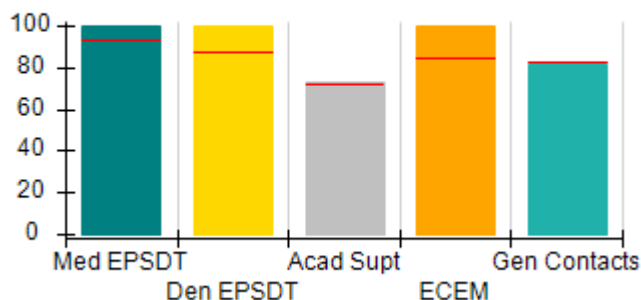
Safety Outcomes (%)



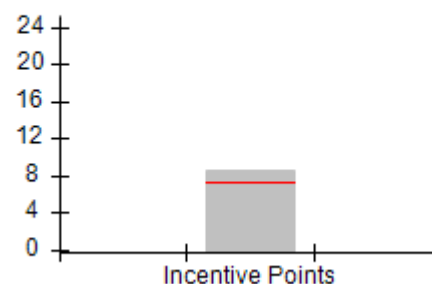
Permanency Outcomes (%)



Well-Being Outcomes (%)



Incentives Earned (Points)





DHS, DFCS, Office of Provider Management
Performance-Based Placement Measures
RBWO Provider GA+SCORECARD - CCI
Report Quarter: Q1 FY2018



Provider/Program Name: Turning Point Homes - Turning Point Cottage (833) - CCI				
3396 Wesley Chapel Rd, Decatur, GA 30034 Phone: 770-808-3714 Vendor ID# 35604		Quarterly Scores (Grades)		Current Quarter Score (Grade)
		Q1: 102.07 (A+)	Q2: N/A	102.07% (A+)
		Q3: N/A	Q4: N/A	
Program Census Information:		# Children in Care During Quarter: 7	# Placements During Quarter: 7	# Children in Care On Last Day: 6
	Avg Performance All CCIs (%)	Provider Performance (%)*	Possible Points (Weight)	Provider Points Earned
OPM Monitoring Reviews				
Annual Comprehensive Reviews	88%	87%	25	21.87
Safety Reviews	95%	91%	15	13.67
Monitoring Sub-Total			40	35.54
CCI Safety Outcomes				
Incidence of Maltreatment	0.16%	No Substantiated Reports	10	10.00
Staff Training	56%	100%	10	10.00
Safety Sub-Total			20	20.00
CCI Permanency Outcomes				
Placement Stability	90%	100%	15	15.00
Permanency Sub-Total			15	15.00
CCI Well-Being Outcomes				
EPSDT Medical Visits	93%	100%	4	4.00
EPSDT Dental Visits	87%	100%	4	4.00
Academic Supports	72%	73%	3	2.19
Provider ECEM Visits	84%	100%	7	7.00
Provider General Contacts	82%	82%	7	5.74
Placements with Siblings	41%	Not Eligible	Not Scored	Not Scored
Placements within Legal County	17%	0%	Not Scored	Not Scored
Well-Being Sub-Total			25	22.93
*Performance calculation descriptions can be found in the FY 2018 RBWO PBP Measurements and Standards Guide.				

Monitoring & Outcomes: Possible Points = 100		Points Earned = 93.47	
Score Before Incentives Credit		93.47%	
Incentives Awarded		8.60 pts	
PBP Verification		N/A pts	
Total Score		102.07%	



DHS, DFCS, Office of Provider Management
Performance-Based Placement Measures
RBWO Provider GA+SCORECARD - CCI
Report Quarter: Q1 FY2018



Provider/Program Name: Turning Point Homes - Turning Point Cottage (833) - CCI

Program Census Information:		# Children in Care During Quarter: 7	# Placements During Quarter: 7	# Children in Care On Last Day: 6
CCI Incentive Credits	Avg Performance All CCIs (Points)	Provider Performance (%)*	Possible Points (Weight)	Provider Points Earned
Early EPSDT Medical Visits		100%	2	2.00
Early EPSDT Dental Visits		100%	2	2.00
Permanency Contacts		0%	5	0.00
Additional Academic Supports		30%	2	0.60
Active Agency Accreditation		0%	4	0.00
Staff Clinical Licensure		0%	5	0.00
Behavior Management (threshold = 0)		100%	4	4.00
Incentives Total	7.35		24	8.60
Maximum total combined incentive credit allowed is 10 points.			Incentives Awarded	8.60

*Performance calculation descriptions can be found in the FY 2018 RBWO PBP Measurements and Standards Guide.

Child Protective Services Investigations and Dispositions

The following investigations data, which is not used for scoring but is considered significant to a provider's performance, is from Georgia SHINES and is not considered final or complete until the end of the fiscal year.

Total Reports:	0	
Number Screened In:	0	
Number Screened Out:	0	
Number Substantiated:	0	
Number Unsubstantiated:	0	
Number Active CPS Investigations:	0	



DHS, DFCS, Office of Provider Management

Performance-Based Placement Measures

RBWO Provider GA+SCORECARD - CCI



Report Quarter: Q1 FY2018

Provider/Program Name: Twin Cedars Youth Services - (formerly Georgia Industrial Children's Home) (4340) - CCI

4690 N. Mumford Rd., Macon, GA 31204

Phone: 478-474-8220

Vendor ID# 78675

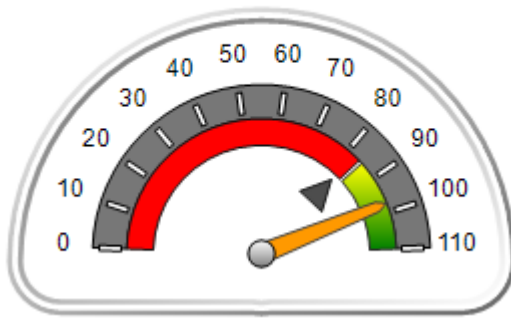
Quarterly Scores (Grades)		Current Quarter Score (Grade)
Q1: 97.55 (A+)	Q2: N/A	97.55% (A+)
Q3: N/A	Q4: N/A	

Program Census Information:	# Children in Care During Quarter: 45	# Placements During Quarter: 45	# Children in Care On Last Day: 32
-----------------------------	---------------------------------------	---------------------------------	------------------------------------

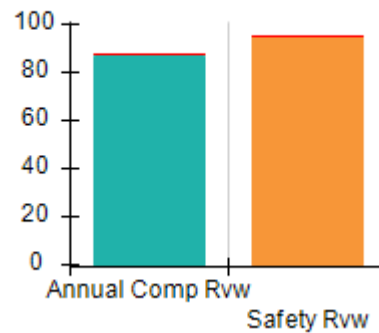
Quarterly Provider Comparisons to All CCIs

▼ indicates average for all CCIs

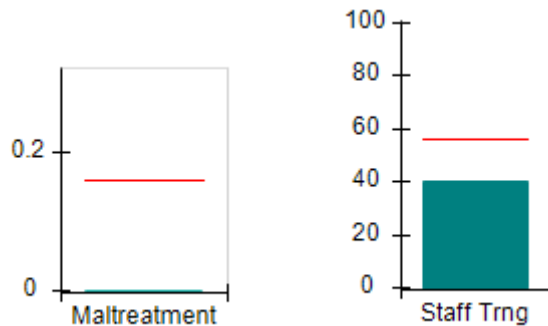
Overall Score (%)



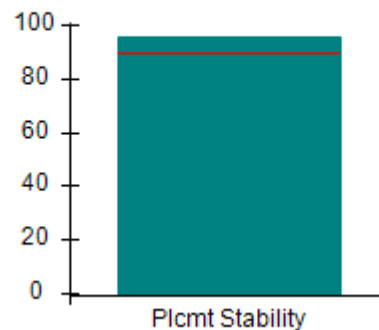
OPM Monitoring Reviews (%)



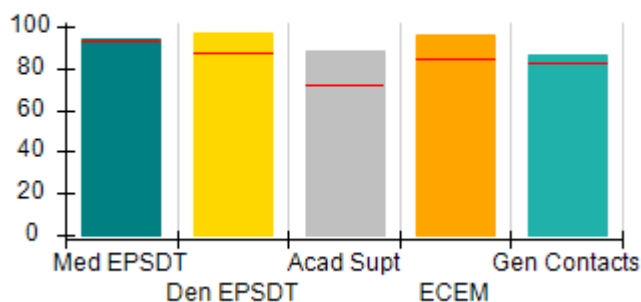
Safety Outcomes (%)



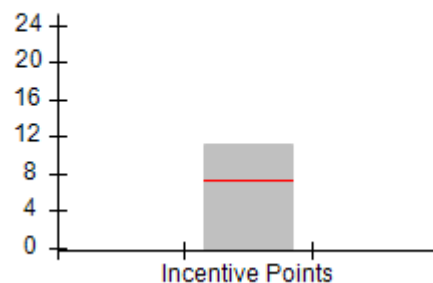
Permanency Outcomes (%)



Well-Being Outcomes (%)



Incentives Earned (Points)





Performance-Based Placement Measures

RBWO Provider GA+SCORECARD - CCI

Report Quarter: Q1 FY2018

Provider/Program Name: Twin Cedars Youth Services - (formerly Georgia Industrial Children's Home) (4340) - CCI				
4690 N. Mumford Rd., Macon, GA 31204		Quarterly Scores (Grades)		Current Quarter Score (Grade)
Phone: 478-474-8220		Q1: 97.55 (A+)	Q2: N/A	97.55% (A+)
Vendor ID# 78675		Q3: N/A	Q4: N/A	
Program Census Information:		# Children in Care During Quarter: 45	# Placements During Quarter: 45	# Children in Care On Last Day: 32
	Avg Performance All CCIs (%)	Provider Performance (%)*	Possible Points (Weight)	Provider Points Earned
OPM Monitoring Reviews				
Annual Comprehensive Reviews	88%	87%	25	21.81
Safety Reviews	95%	96%	15	14.33
Monitoring Sub-Total			40	36.13
CCI Safety Outcomes				
Incidence of Maltreatment	0.16%	No Substantiated Reports	10	10.00
Staff Training	56%	40%	10	4.00
Safety Sub-Total			20	14.00
CCI Permanency Outcomes				
Placement Stability	90%	96%	15	14.40
Permanency Sub-Total			15	14.40
CCI Well-Being Outcomes				
EPSDT Medical Visits	93%	94%	4	3.76
EPSDT Dental Visits	87%	97%	4	3.88
Academic Supports	72%	88%	3	2.64
Provider ECEM Visits	84%	96%	7	6.72
Provider General Contacts	82%	86%	7	6.02
Placements with Siblings	41%	0%	Not Scored	Not Scored
Placements within Legal County	17%	0%	Not Scored	Not Scored
Well-Being Sub-Total			25	23.02
*Performance calculation descriptions can be found in the FY 2018 RBWO PBP Measurements and Standards Guide.				

Monitoring & Outcomes: Possible Points = 100		Points Earned = 87.55	
Score Before Incentives Credit			87.55%
Incentives Awarded			10.00 pts
PBP Verification			N/A pts
Total Score			97.55%



DHS, DFCS, Office of Provider Management
Performance-Based Placement Measures
RBWO Provider GA+SCORECARD - CCI



Report Quarter: Q1 FY2018

Provider/Program Name: Twin Cedars Youth Services - (formerly Georgia Industrial Children's Home) (4340) - CCI

Program Census Information:		# Children in Care During Quarter: 45	# Placements During Quarter: 45	# Children in Care On Last Day: 32
CCI Incentive Credits	Avg Performance All CCIs (Points)	Provider Performance (%)*	Possible Points (Weight)	Provider Points Earned
Early EPSDT Medical Visits		78%	2	1.56
Early EPSDT Dental Visits		92%	2	1.84
Permanency Contacts		7%	5	0.35
Additional Academic Supports		49%	2	0.98
Active Agency Accreditation		50%	4	2.00
Staff Clinical Licensure		10%	5	0.50
Behavior Management (threshold = 0)		100%	4	4.00
Incentives Total	7.35		24	11.23
Maximum total combined incentive credit allowed is 10 points.			Incentives Awarded	10.00

*Performance calculation descriptions can be found in the FY 2018 RBWO PBP Measurements and Standards Guide.

Child Protective Services Investigations and Dispositions

The following investigations data, which is not used for scoring but is considered significant to a provider's performance, is from Georgia SHINES and is not considered final or complete until the end of the fiscal year.

Total Reports:	0
Number Screened In:	0
Number Screened Out:	0
Number Substantiated:	0
Number Unsubstantiated:	0
Number Active CPS Investigations:	0



DHS, DFCS, Office of Provider Management
Performance-Based Placement Measures
RBWO Provider GA+SCORECARD - CCI



Report Quarter: Q1 FY2018

Provider/Program Name: Twin Cedars Youth Services - Anne Elizabeth Shepherd (835) - CCI

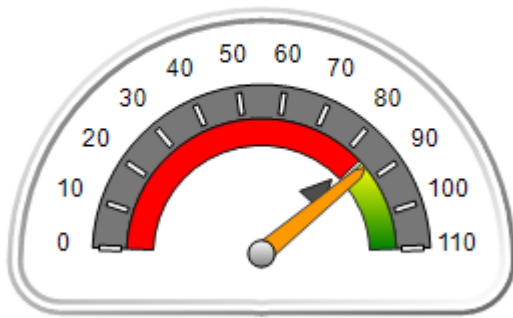
751 Double Churches Rd., Columbus, GA 31904 Phone: 706-322-8984 Vendor ID# 35615	Quarterly Scores (Grades)		Current Quarter Score (Grade)
	Q1: 86.51 (B)	Q2: N/A	86.51%
	Q3: N/A	Q4: N/A	(B)

Program Census Information:	# Children in Care During Quarter: 21	# Placements During Quarter: 21	# Children in Care On Last Day: 14
-----------------------------	---------------------------------------	---------------------------------	------------------------------------

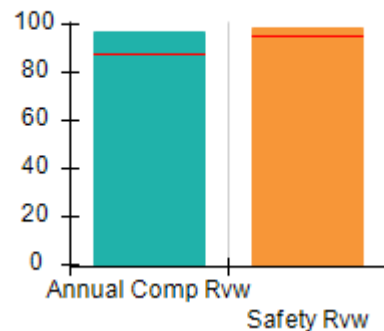
Quarterly Provider Comparisons to All CCIs

▼ — indicates average for all CCIs

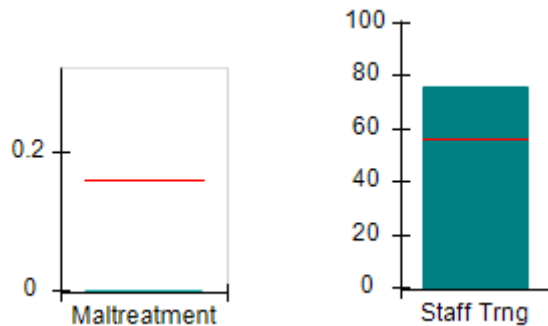
Overall Score (%)



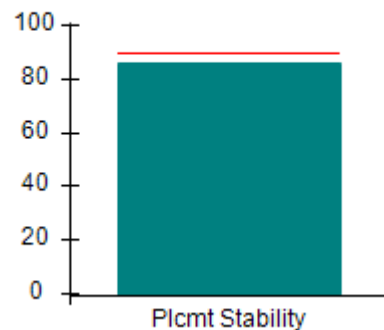
OPM Monitoring Reviews (%)



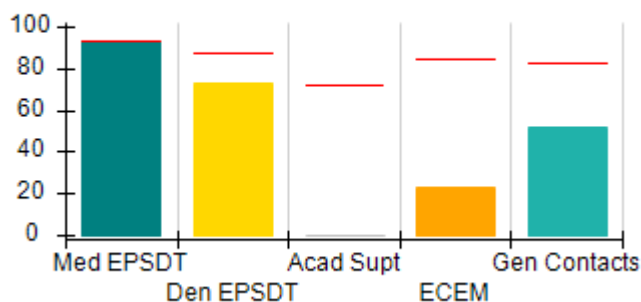
Safety Outcomes (%)



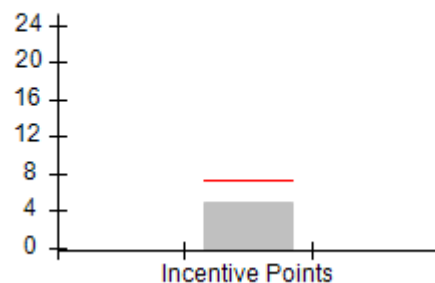
Permanency Outcomes (%)



Well-Being Outcomes (%)



Incentives Earned (Points)





Performance-Based Placement Measures

RBWO Provider GA+SCORECARD - CCI

Report Quarter: Q1 FY2018

Provider/Program Name: Twin Cedars Youth Services - Anne Elizabeth Shepherd (835) - CCI				
751 Double Churches Rd., Columbus, GA 31904 Phone: 706-322-8984 Vendor ID# 35615		Quarterly Scores (Grades)		Current Quarter Score (Grade)
		Q1: 86.51 (B)	Q2: N/A	86.51% (B)
		Q3: N/A	Q4: N/A	
Program Census Information:		# Children in Care During Quarter: 21	# Placements During Quarter: 21	# Children in Care On Last Day: 14
	Avg Performance All CCIs (%)	Provider Performance (%)*	Possible Points (Weight)	Provider Points Earned
OPM Monitoring Reviews				
Annual Comprehensive Reviews	88%	97%	25	24.31
Safety Reviews	95%	99%	15	14.83
Monitoring Sub-Total			40	39.14
CCI Safety Outcomes				
Incidence of Maltreatment	0.16%	No Substantiated Reports	10	10.00
Staff Training	56%	76%	10	7.60
Safety Sub-Total			20	17.60
CCI Permanency Outcomes				
Placement Stability	90%	86%	15	12.90
Permanency Sub-Total			15	12.90
CCI Well-Being Outcomes				
EPSDT Medical Visits	93%	93%	4	3.72
EPSDT Dental Visits	87%	73%	4	2.92
Academic Supports	72%	0%	3	0.00
Provider ECEM Visits	84%	23%	7	1.61
Provider General Contacts	82%	52%	7	3.64
Placements with Siblings	41%	0%	Not Scored	Not Scored
Placements within Legal County	17%	0%	Not Scored	Not Scored
Well-Being Sub-Total			25	11.89
*Performance calculation descriptions can be found in the FY 2018 RBWO PBP Measurements and Standards Guide.				

Monitoring & Outcomes: Possible Points = 100		Points Earned = 81.53	
Score Before Incentives Credit			81.53%
Incentives Awarded			4.98 pts
PBP Verification			N/A pts
Total Score			86.51%



DHS, DFCS, Office of Provider Management
Performance-Based Placement Measures
RBWO Provider GA+SCORECARD - CCI



Report Quarter: Q1 FY2018

Provider/Program Name: Twin Cedars Youth Services - Anne Elizabeth Shepherd (835) - CCI

Program Census Information:		# Children in Care During Quarter: 21	# Placements During Quarter: 21	# Children in Care On Last Day: 14
CCI Incentive Credits	Avg Performance All CCIs (Points)	Provider Performance (%)*	Possible Points (Weight)	Provider Points Earned
Early EPSDT Medical Visits		80%	2	1.60
Early EPSDT Dental Visits		69%	2	1.38
Permanency Contacts		0%	5	0.00
Additional Academic Supports		0%	2	0.00
Active Agency Accreditation		50%	4	2.00
Staff Clinical Licensure		0%	5	0.00
Behavior Management (threshold = 0)		0%	4	0.00
Incentives Total	7.35		24	4.98
Maximum total combined incentive credit allowed is 10 points.			Incentives Awarded	4.98

*Performance calculation descriptions can be found in the FY 2018 RBWO PBP Measurements and Standards Guide.

Child Protective Services Investigations and Dispositions

The following investigations data, which is not used for scoring but is considered significant to a provider's performance, is from Georgia SHINES and is not considered final or complete until the end of the fiscal year.

Total Reports:	0
Number Screened In:	0
Number Screened Out:	0
Number Substantiated:	0
Number Unsubstantiated:	0
Number Active CPS Investigations:	0



DHS, DFCS, Office of Provider Management
Performance-Based Placement Measures
RBWO Provider GA+SCORECARD - CCI
Report Quarter: Q1 FY2018



Provider/Program Name: Twin Cedars Youth Services - Bradfield Center (846) - CCI

1022 East Depot St., LaGrange, GA 30240

Phone: 706-884-1717

Vendor ID# 35610

Quarterly Scores (Grades)

Q1: 103.57 (A+)

Q2: N/A

Q3: N/A

Q4: N/A

Current Quarter Score
(Grade)

103.57%

(A+)

Program Census Information:

Children in Care During
Quarter: 20

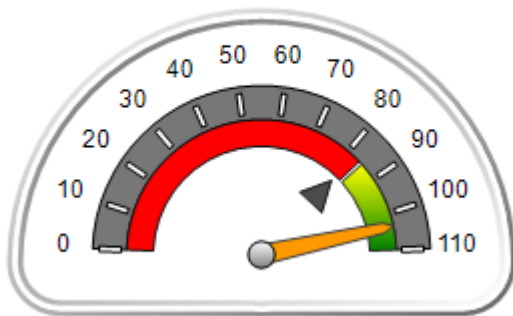
Placements During
Quarter: 20

Children in Care On Last
Day: 16

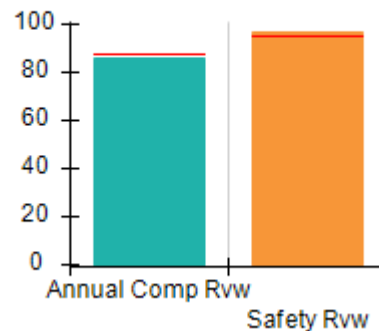
Quarterly Provider Comparisons to All CCIs

▼ indicates average for all CCIs

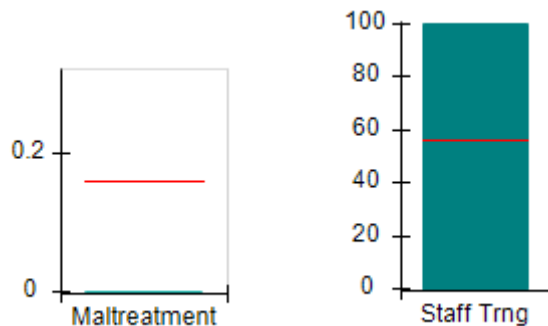
Overall Score (%)



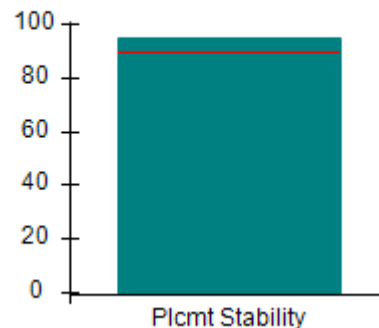
OPM Monitoring Reviews (%)



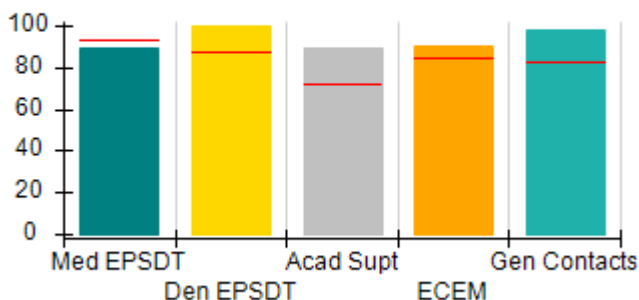
Safety Outcomes (%)



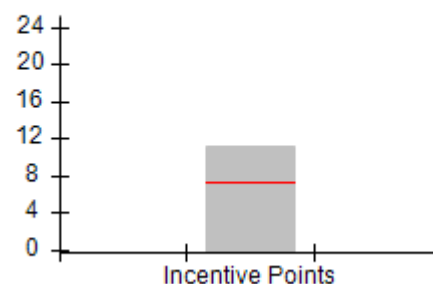
Permanency Outcomes (%)



Well-Being Outcomes (%)



Incentives Earned (Points)





DHS, DFCS, Office of Provider Management
Performance-Based Placement Measures
RBWO Provider GA+SCORECARD - CCI
Report Quarter: Q1 FY2018



Provider/Program Name: Twin Cedars Youth Services - Bradfield Center (846) - CCI				
1022 East Depot St., LaGrange, GA 30240		Quarterly Scores (Grades)		Current Quarter Score (Grade)
Phone: 706-884-1717		Q1: 103.57 (A+)	Q2: N/A	103.57% (A+)
Vendor ID# 35610		Q3: N/A	Q4: N/A	
Program Census Information:		# Children in Care During Quarter: 20	# Placements During Quarter: 20	# Children in Care On Last Day: 16
	Avg Performance All CCIs (%)	Provider Performance (%)*	Possible Points (Weight)	Provider Points Earned
OPM Monitoring Reviews				
Annual Comprehensive Reviews	88%	86%	25	21.46
Safety Reviews	95%	97%	15	14.48
Monitoring Sub-Total			40	35.93
CCI Safety Outcomes				
Incidence of Maltreatment	0.16%	No Substantiated Reports	10	10.00
Staff Training	56%	100%	10	10.00
Safety Sub-Total			20	20.00
CCI Permanency Outcomes				
Placement Stability	90%	95%	15	14.25
Permanency Sub-Total			15	14.25
CCI Well-Being Outcomes				
EPSDT Medical Visits	93%	89%	4	3.56
EPSDT Dental Visits	87%	100%	4	4.00
Academic Supports	72%	89%	3	2.67
Provider ECEM Visits	84%	90%	7	6.30
Provider General Contacts	82%	98%	7	6.86
Placements with Siblings	41%	43%	Not Scored	Not Scored
Placements within Legal County	17%	0%	Not Scored	Not Scored
Well-Being Sub-Total			25	23.39
*Performance calculation descriptions can be found in the FY 2018 RBWO PBP Measurements and Standards Guide.				

Monitoring & Outcomes: Possible Points = 100	Points Earned = 93.57
Score Before Incentives Credit	93.57%
Incentives Awarded	10.00 pts
PBP Verification	N/A pts
Total Score	103.57%



DHS, DFCS, Office of Provider Management
Performance-Based Placement Measures
RBWO Provider GA+SCORECARD - CCI
Report Quarter: Q1 FY2018



Provider/Program Name: Twin Cedars Youth Services - Bradfield Center (846) - CCI

Program Census Information:		# Children in Care During Quarter: 20	# Placements During Quarter: 20	# Children in Care On Last Day: 16
CCI Incentive Credits	Avg Performance All CCIs (Points)	Provider Performance (%)*	Possible Points (Weight)	Provider Points Earned
Early EPSDT Medical Visits		60%	2	1.20
Early EPSDT Dental Visits		100%	2	2.00
Permanency Contacts		0%	5	0.00
Additional Academic Supports		0%	2	0.00
Active Agency Accreditation		100%	4	4.00
Staff Clinical Licensure		0%	5	0.00
Behavior Management (threshold = 0)		100%	4	4.00
Incentives Total	7.35		24	11.20
Maximum total combined incentive credit allowed is 10 points.			Incentives Awarded	10.00

*Performance calculation descriptions can be found in the FY 2018 RBWO PBP Measurements and Standards Guide.

Child Protective Services Investigations and Dispositions

The following investigations data, which is not used for scoring but is considered significant to a provider's performance, is from Georgia SHINES and is not considered final or complete until the end of the fiscal year.

Total Reports:	0	
Number Screened In:	0	
Number Screened Out:	0	
Number Substantiated:	0	
Number Unsubstantiated:	0	
Number Active CPS Investigations:	0	



DHS, DFCS, Office of Provider Management
Performance-Based Placement Measures
RBWO Provider GA+SCORECARD - CCI
Report Quarter: Q1 FY2018



Provider/Program Name: Twin Cedars Youth Services - Connections (837) - CCI

1055 E. Depot Street, LaGrange, GA 30240

Phone: 706-884-1717

Vendor ID# 35609

Quarterly Scores (Grades)

Q1: 95.91 (A)

Q2: N/A

Q3: N/A

Q4: N/A

Current Quarter Score
(Grade)

95.91%

(A)

Program Census Information:

Children in Care During
Quarter: 9

Placements During
Quarter: 9

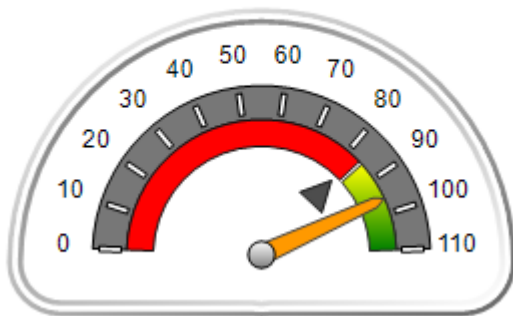
Children in Care On Last
Day: 8

Quarterly Provider Comparisons to All CCIs

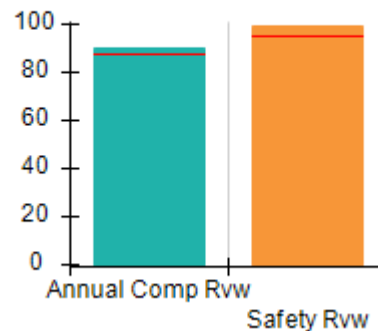


indicates average for all CCIs

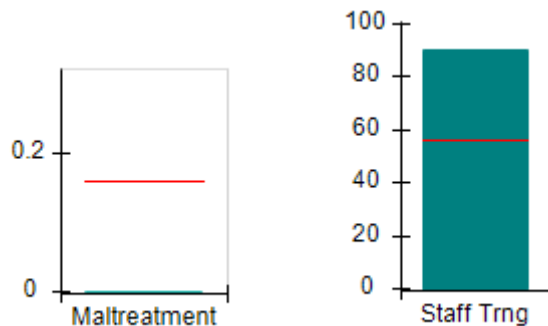
Overall Score (%)



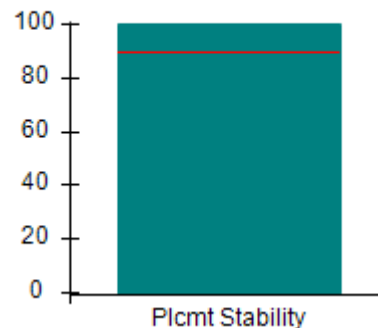
OPM Monitoring Reviews (%)



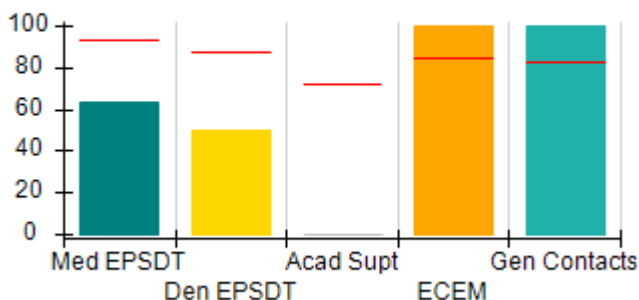
Safety Outcomes (%)



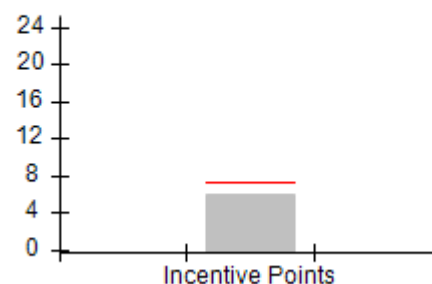
Permanency Outcomes (%)



Well-Being Outcomes (%)



Incentives Earned (Points)





DHS, DFCS, Office of Provider Management
Performance-Based Placement Measures
RBWO Provider GA+SCORECARD - CCI
 Report Quarter: Q1 FY2018



Provider/Program Name: Twin Cedars Youth Services - Connections (837) - CCI				
1055 E. Depot Street, LaGrange, GA 30240 Phone: 706-884-1717 Vendor ID# 35609		Quarterly Scores (Grades)		Current Quarter Score (Grade)
		Q1: 95.91 (A)	Q2: N/A	95.91% (A)
		Q3: N/A	Q4: N/A	
Program Census Information:		# Children in Care During Quarter: 9	# Placements During Quarter: 9	# Children in Care On Last Day: 8
	Avg Performance All CCIs (%)	Provider Performance (%)*	Possible Points (Weight)	Provider Points Earned
OPM Monitoring Reviews				
Annual Comprehensive Reviews	88%	90%	25	22.51
Safety Reviews	95%	99%	15	14.87
Monitoring Sub-Total			40	37.39
CCI Safety Outcomes				
Incidence of Maltreatment	0.16%	No Substantiated Reports	10	10.00
Staff Training	56%	90%	10	9.00
Safety Sub-Total			20	19.00
CCI Permanency Outcomes				
Placement Stability	90%	100%	15	15.00
Permanency Sub-Total			15	15.00
CCI Well-Being Outcomes				
EPSDT Medical Visits	93%	63%	4	2.52
EPSDT Dental Visits	87%	50%	4	2.00
Academic Supports	72%	0%	3	0.00
Provider ECEM Visits	84%	100%	7	7.00
Provider General Contacts	82%	100%	7	7.00
Placements with Siblings	41%	50%	Not Scored	Not Scored
Placements within Legal County	17%	0%	Not Scored	Not Scored
Well-Being Sub-Total			25	18.52
*Performance calculation descriptions can be found in the FY 2018 RBWO PBP Measurements and Standards Guide.				

Monitoring & Outcomes: Possible Points = 100		Points Earned = 89.91	
Score Before Incentives Credit		89.91%	
Incentives Awarded		6.00 pts	
PBP Verification		N/A pts	
Total Score		95.91%	



DHS, DFCS, Office of Provider Management
Performance-Based Placement Measures
RBWO Provider GA+SCORECARD - CCI
Report Quarter: Q1 FY2018



Provider/Program Name: Twin Cedars Youth Services - Connections (837) - CCI

Program Census Information:		# Children in Care During Quarter: 9	# Placements During Quarter: 9	# Children in Care On Last Day: 8
CCI Incentive Credits	Avg Performance All CCIs (Points)	Provider Performance (%)*	Possible Points (Weight)	Provider Points Earned
Early EPSDT Medical Visits		0%	2	0.00
Early EPSDT Dental Visits		0%	2	0.00
Permanency Contacts		0%	5	0.00
Additional Academic Supports		0%	2	0.00
Active Agency Accreditation		50%	4	2.00
Staff Clinical Licensure		0%	5	0.00
Behavior Management (threshold = 0)		100%	4	4.00
Incentives Total	7.35		24	6.00
Maximum total combined incentive credit allowed is 10 points.			Incentives Awarded	6.00

*Performance calculation descriptions can be found in the FY 2018 RBWO PBP Measurements and Standards Guide.

Child Protective Services Investigations and Dispositions

The following investigations data, which is not used for scoring but is considered significant to a provider's performance, is from Georgia SHINES and is not considered final or complete until the end of the fiscal year.

Total Reports:	0	
Number Screened In:	0	
Number Screened Out:	0	
Number Substantiated:	0	
Number Unsubstantiated:	0	
Number Active CPS Investigations:	0	



DHS, DFCS, Office of Provider Management
Performance-Based Placement Measures
RBWO Provider GA+SCORECARD - CCI
Report Quarter: Q1 FY2018



Provider/Program Name: Twin Cedars Youth Services - Reality House (841) - CCI

907 Double Churches Rd., Columbus, GA 31904

Phone: 706-322-8984

Vendor ID# 35621

Quarterly Scores (Grades)

Q1: 88.07 (B+)

Q2: N/A

Q3: N/A

Q4: N/A

Current Quarter Score (Grade)

88.07%

(B+)

Program Census Information:

Children in Care During Quarter: 3

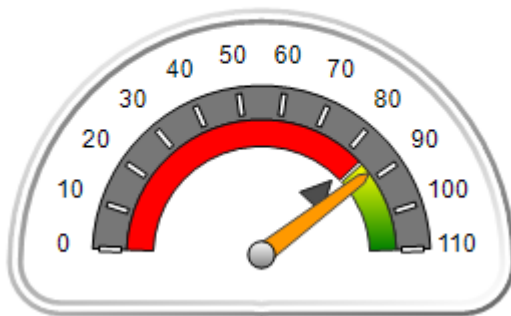
Placements During Quarter: 3

Children in Care On Last Day: 2

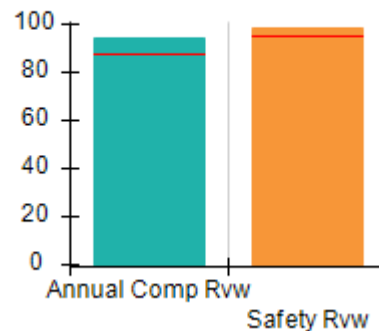
Quarterly Provider Comparisons to All CCIs

▼ — indicates average for all CCIs

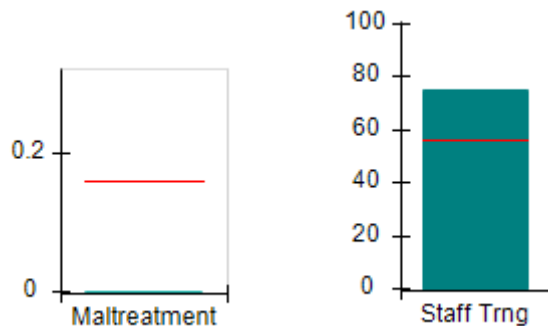
Overall Score (%)



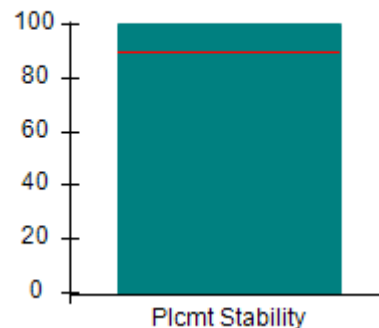
OPM Monitoring Reviews (%)



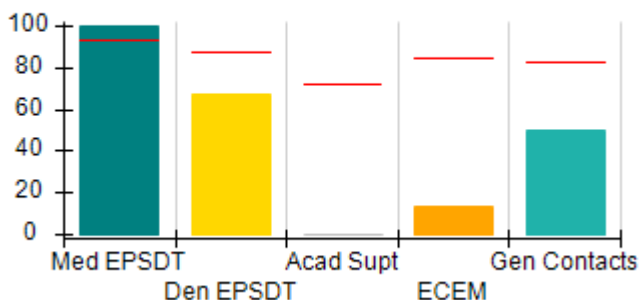
Safety Outcomes (%)



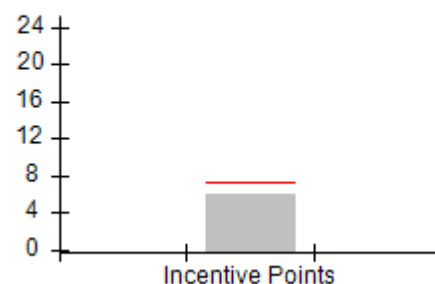
Permanency Outcomes (%)



Well-Being Outcomes (%)



Incentives Earned (Points)





DHS, DFCS, Office of Provider Management
Performance-Based Placement Measures
RBWO Provider GA+SCORECARD - CCI
 Report Quarter: Q1 FY2018



Provider/Program Name: Twin Cedars Youth Services - Reality House (841) - CCI				
907 Double Churches Rd., Columbus, GA 31904 Phone: 706-322-8984 Vendor ID# 35621		Quarterly Scores (Grades)		Current Quarter Score (Grade)
		Q1: 88.07 (B+)	Q2: N/A	88.07% (B+)
		Q3: N/A	Q4: N/A	
Program Census Information:		# Children in Care During Quarter: 3	# Placements During Quarter: 3	# Children in Care On Last Day: 2
	Avg Performance All CCIs (%)	Provider Performance (%)*	Possible Points (Weight)	Provider Points Earned
OPM Monitoring Reviews				
Annual Comprehensive Reviews	88%	94%	25	23.57
Safety Reviews	95%	99%	15	14.84
Monitoring Sub-Total			40	38.41
CCI Safety Outcomes				
Incidence of Maltreatment	0.16%	No Substantiated Reports	10	10.00
Staff Training	56%	75%	10	7.50
Safety Sub-Total			20	17.50
CCI Permanency Outcomes				
Placement Stability	90%	100%	15	15.00
Permanency Sub-Total			15	15.00
CCI Well-Being Outcomes				
EPSDT Medical Visits	93%	100%	4	4.00
EPSDT Dental Visits	87%	67%	4	2.68
Academic Supports	72%	0%	3	0.00
Provider ECEM Visits	84%	14%	7	0.98
Provider General Contacts	82%	50%	7	3.50
Placements with Siblings	41%	0%	Not Scored	Not Scored
Placements within Legal County	17%	Not Eligible	Not Scored	Not Scored
Well-Being Sub-Total			25	11.16
*Performance calculation descriptions can be found in the FY 2018 RBWO PBP Measurements and Standards Guide.				

Monitoring & Outcomes: Possible Points = 100	Points Earned = 82.07
Score Before Incentives Credit	82.07%
Incentives Awarded	6.00 pts
PBP Verification	N/A pts
Total Score	88.07%



DHS, DFCS, Office of Provider Management
Performance-Based Placement Measures
RBWO Provider GA+SCORECARD - CCI
Report Quarter: Q1 FY2018



Provider/Program Name: Twin Cedars Youth Services - Reality House (841) - CCI

Program Census Information:		# Children in Care During Quarter: 3	# Placements During Quarter: 3	# Children in Care On Last Day: 2
CCI Incentive Credits	Avg Performance All CCIs (Points)	Provider Performance (%)*	Possible Points (Weight)	Provider Points Earned
Early EPSDT Medical Visits		0%	2	0.00
Early EPSDT Dental Visits		0%	2	0.00
Permanency Contacts		0%	5	0.00
Additional Academic Supports		0%	2	0.00
Active Agency Accreditation		50%	4	2.00
Staff Clinical Licensure		0%	5	0.00
Behavior Management (threshold = 0)		100%	4	4.00
Incentives Total	7.35		24	6.00
Maximum total combined incentive credit allowed is 10 points.			Incentives Awarded	6.00

*Performance calculation descriptions can be found in the FY 2018 RBWO PBP Measurements and Standards Guide.

Child Protective Services Investigations and Dispositions

The following investigations data, which is not used for scoring but is considered significant to a provider's performance, is from Georgia SHINES and is not considered final or complete until the end of the fiscal year.

Total Reports:	0	
Number Screened In:	0	
Number Screened Out:	0	
Number Substantiated:	0	
Number Unsubstantiated:	0	
Number Active CPS Investigations:	0	



DHS, DFCS, Office of Provider Management
Performance-Based Placement Measures
RBWO Provider GA+SCORECARD - CCI
Report Quarter: Q1 FY2018



Provider/Program Name: Vanessa's Place - (5162) - CCI

655 Post Road Drive, Stone Mountain, GA
30088

Phone: 404-234-8512

Vendor ID# 46470

Quarterly Scores (Grades)

Q1: 86.09 (B)

Q2: N/A

Q3: N/A

Q4: N/A

Current Quarter Score (Grade)

86.09%

(B)

Program Census Information:

Children in Care During
Quarter: 7

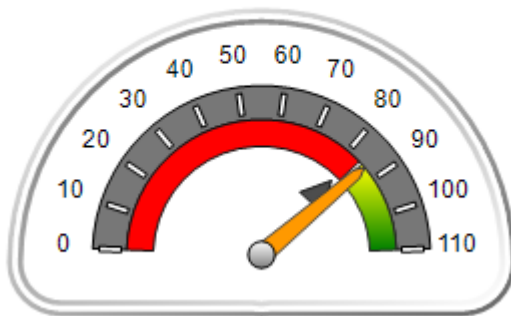
Placements During
Quarter: 7

Children in Care On Last
Day: 2

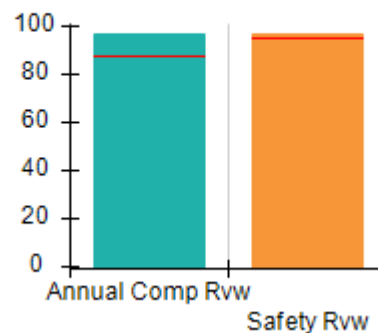
Quarterly Provider Comparisons to All CCIs

▼ indicates average for all CCIs

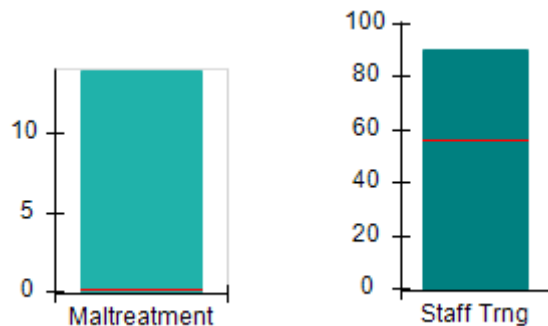
Overall Score (%)



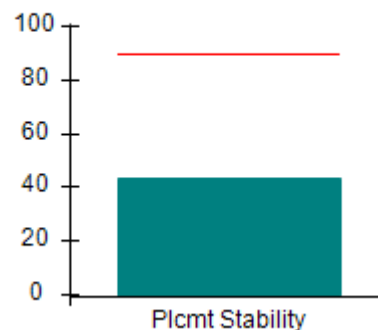
OPM Monitoring Reviews (%)



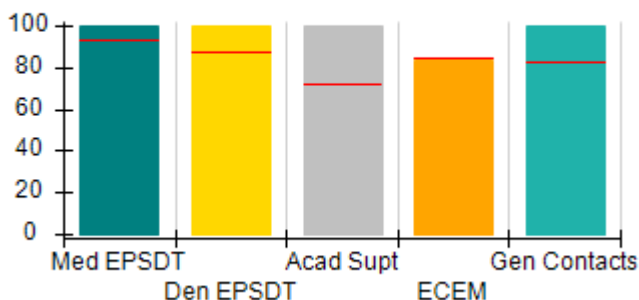
Safety Outcomes (%)



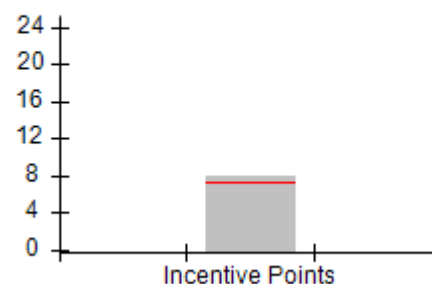
Permanency Outcomes (%)



Well-Being Outcomes (%)



Incentives Earned (Points)





DHS, DFCS, Office of Provider Management
Performance-Based Placement Measures
RBWO Provider GA+SCORECARD - CCI
Report Quarter: Q1 FY2018



Provider/Program Name: Vanessa's Place - (5162) - CCI				
655 Post Road Drive, Stone Mountain, GA 30088 Phone: 404-234-8512 Vendor ID# 46470		Quarterly Scores (Grades)		Current Quarter Score (Grade)
		Q1: 86.09 (B)	Q2: N/A	86.09% (B)
		Q3: N/A	Q4: N/A	
Program Census Information:		# Children in Care During Quarter: 7	# Placements During Quarter: 7	# Children in Care On Last Day: 2
	Avg Performance All CCIs (%)	Provider Performance (%)*	Possible Points (Weight)	Provider Points Earned
OPM Monitoring Reviews				
Annual Comprehensive Reviews	88%	97%	25	24.29
Safety Reviews	95%	97%	15	14.54
Monitoring Sub-Total			40	38.83
CCI Safety Outcomes				
Incidence of Maltreatment	0.16%	14% 1 Substantiated Rpt	10	0.00
Staff Training	56%	90%	10	9.00
Safety Sub-Total			20	9.00
CCI Permanency Outcomes				
Placement Stability	90%	43%	15	6.45
Permanency Sub-Total			15	6.45
CCI Well-Being Outcomes				
EPSDT Medical Visits	93%	100%	4	4.00
EPSDT Dental Visits	87%	100%	4	4.00
Academic Supports	72%	100%	3	3.00
Provider ECEM Visits	84%	83%	7	5.81
Provider General Contacts	82%	100%	7	7.00
Placements with Siblings	41%	0%	Not Scored	Not Scored
Placements within Legal County	17%	0%	Not Scored	Not Scored
Well-Being Sub-Total			25	23.81
*Performance calculation descriptions can be found in the FY 2018 RBWO PBP Measurements and Standards Guide.				

Monitoring & Outcomes: Possible Points = 100		Points Earned = 78.09	
Score Before Incentives Credit		78.09%	
Incentives Awarded		8.00 pts	
PBP Verification		N/A pts	
Total Score		86.09%	



DHS, DFCS, Office of Provider Management
Performance-Based Placement Measures
RBWO Provider GA+SCORECARD - CCI
Report Quarter: Q1 FY2018



Provider/Program Name: Vanessa's Place - (5162) - CCI

Program Census Information:		# Children in Care During Quarter: 7	# Placements During Quarter: 7	# Children in Care On Last Day: 2
CCI Incentive Credits	Avg Performance All CCIs (Points)	Provider Performance (%)*	Possible Points (Weight)	Provider Points Earned
Early EPSDT Medical Visits		100%	2	2.00
Early EPSDT Dental Visits		100%	2	2.00
Permanency Contacts		None Planned	5	
Additional Academic Supports		0%	2	0.00
Active Agency Accreditation		0%	4	0.00
Staff Clinical Licensure		0%	5	0.00
Behavior Management (threshold = 0)		100%	4	4.00
Incentives Total	7.35		24	8.00
Maximum total combined incentive credit allowed is 10 points.			Incentives Awarded	8.00

*Performance calculation descriptions can be found in the FY 2018 RBWO PBP Measurements and Standards Guide.

Child Protective Services Investigations and Dispositions

The following investigations data, which is not used for scoring but is considered significant to a provider's performance, is from Georgia SHINES and is not considered final or complete until the end of the fiscal year.

Total Reports:	1	
Number Screened In:	1	
Number Screened Out:	0	
Number Substantiated:	1	
Number Unsubstantiated:	0	
Number Active CPS Investigations:	0	



DHS, DFCS, Office of Provider Management
Performance-Based Placement Measures
RBWO Provider GA+SCORECARD - CCI
Report Quarter: Q1 FY2018



Provider/Program Name: Vashti Center, The - (852) - CCI

1815 E. Clay St., Thomasville, GA 31792

Phone: 229-226-4634

Vendor ID# 35629

Quarterly Scores (Grades)

Q1: 94.68 (A)

Q2: N/A

Q3: N/A

Q4: N/A

Current Quarter Score (Grade)

94.68%

(A)

Program Census Information:

Children in Care During
Quarter: 32

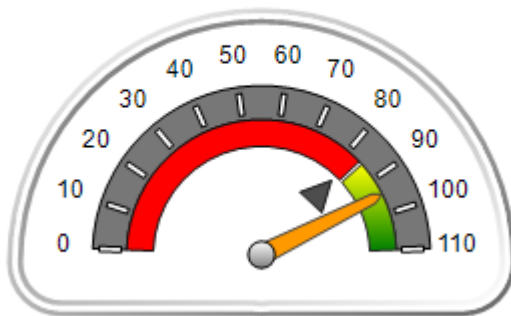
Placements During
Quarter: 32

Children in Care On Last
Day: 21

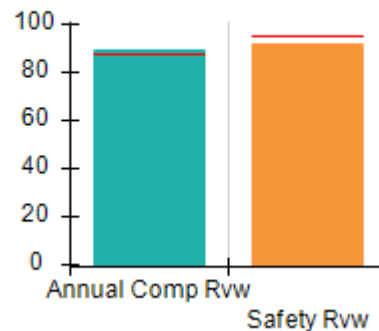
Quarterly Provider Comparisons to All CCIs

▼ indicates average for all CCIs

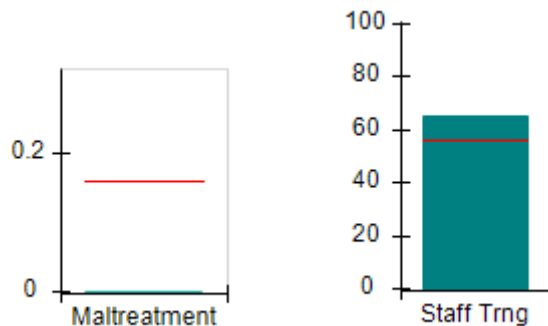
Overall Score (%)



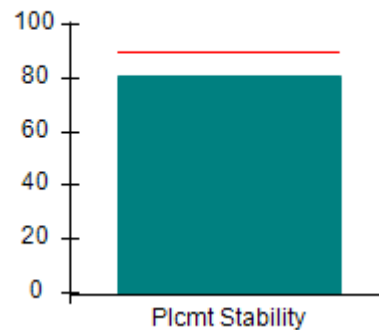
OPM Monitoring Reviews (%)



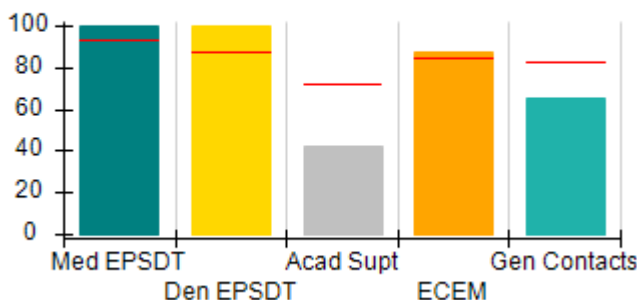
Safety Outcomes (%)



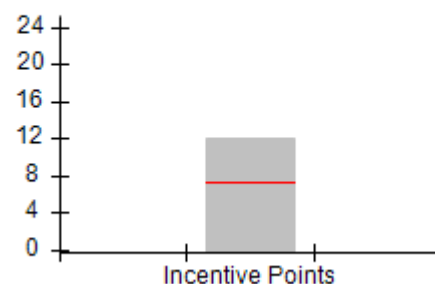
Permanency Outcomes (%)



Well-Being Outcomes (%)



Incentives Earned (Points)





DHS, DFCS, Office of Provider Management
Performance-Based Placement Measures
RBWO Provider GA+SCORECARD - CCI
Report Quarter: Q1 FY2018



Provider/Program Name: Vashti Center, The - (852) - CCI				
1815 E. Clay St., Thomasville, GA 31792		Quarterly Scores (Grades)		Current Quarter Score (Grade)
Phone: 229-226-4634		Q1: 94.68 (A)	Q2: N/A	94.68% (A)
Vendor ID# 35629		Q3: N/A	Q4: N/A	
Program Census Information:		# Children in Care During Quarter: 32	# Placements During Quarter: 32	# Children in Care On Last Day: 21
	Avg Performance All CCIs (%)	Provider Performance (%)*	Possible Points (Weight)	Provider Points Earned
OPM Monitoring Reviews				
Annual Comprehensive Reviews	88%	89%	25	22.37
Safety Reviews	95%	92%	15	13.76
Monitoring Sub-Total			40	36.13
CCI Safety Outcomes				
Incidence of Maltreatment	0.16%	No Substantiated Reports	10	10.00
Staff Training	56%	65%	10	6.50
Safety Sub-Total			20	16.50
CCI Permanency Outcomes				
Placement Stability	90%	81%	15	12.15
Permanency Sub-Total			15	12.15
CCI Well-Being Outcomes				
EPSDT Medical Visits	93%	100%	4	4.00
EPSDT Dental Visits	87%	100%	4	4.00
Academic Supports	72%	42%	3	1.26
Provider ECEM Visits	84%	87%	7	6.09
Provider General Contacts	82%	65%	7	4.55
Placements with Siblings	41%	0%	Not Scored	Not Scored
Placements within Legal County	17%	0%	Not Scored	Not Scored
Well-Being Sub-Total			25	19.90
*Performance calculation descriptions can be found in the FY 2018 RBWO PBP Measurements and Standards Guide.				

Monitoring & Outcomes: Possible Points = 100	Points Earned = 84.68
Score Before Incentives Credit	84.68%
Incentives Awarded	10.00 pts
PBP Verification	N/A pts
Total Score	94.68%



DHS, DFCS, Office of Provider Management
Performance-Based Placement Measures
RBWO Provider GA+SCORECARD - CCI
Report Quarter: Q1 FY2018



Provider/Program Name: Vashti Center, The - (852) - CCI

Program Census Information:		# Children in Care During Quarter: 32	# Placements During Quarter: 32	# Children in Care On Last Day: 21
CCI Incentive Credits	Avg Performance All CCIs (Points)	Provider Performance (%)*	Possible Points (Weight)	Provider Points Earned
Early EPSDT Medical Visits		100%	2	2.00
Early EPSDT Dental Visits		100%	2	2.00
Permanency Contacts		None Planned	5	
Additional Academic Supports		0%	2	0.00
Active Agency Accreditation		100%	4	4.00
Staff Clinical Licensure		0%	5	0.00
Behavior Management (threshold = 0)		100%	4	4.00
Incentives Total	7.35		24	12.00
Maximum total combined incentive credit allowed is 10 points.			Incentives Awarded	10.00

*Performance calculation descriptions can be found in the FY 2018 RBWO PBP Measurements and Standards Guide.

Child Protective Services Investigations and Dispositions

The following investigations data, which is not used for scoring but is considered significant to a provider's performance, is from Georgia SHINES and is not considered final or complete until the end of the fiscal year.

Total Reports:	0	
Number Screened In:	0	
Number Screened Out:	0	
Number Substantiated:	0	
Number Unsubstantiated:	0	
Number Active CPS Investigations:	0	



DHS, DFCS, Office of Provider Management
Performance-Based Placement Measures
RBWO Provider GA+SCORECARD - CCI
 Report Quarter: Q1 FY2018



Provider/Program Name: Visions of Hope for Boys - (978) - CCI

3196 Bonway Drive, Decatur, GA 30032

Phone: 404-290-5828

Vendor ID# 40239

Quarterly Scores (Grades)

Q1: 79.61 (C+)

Q2: N/A

Q3: N/A

Q4: N/A

Current Quarter Score (Grade)

79.61%

(C+)

Program Census Information:

Children in Care During Quarter: 5

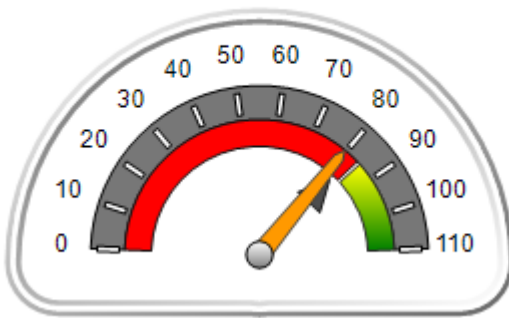
Placements During Quarter: 5

Children in Care On Last Day: 4

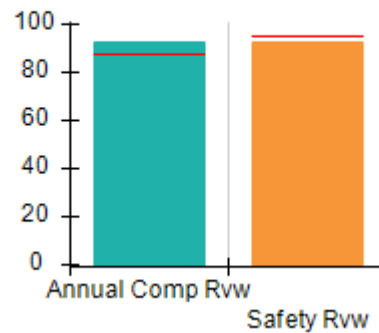
Quarterly Provider Comparisons to All CCIs

▼ indicates average for all CCIs

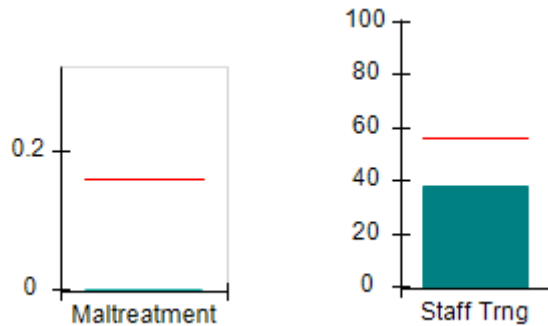
Overall Score (%)



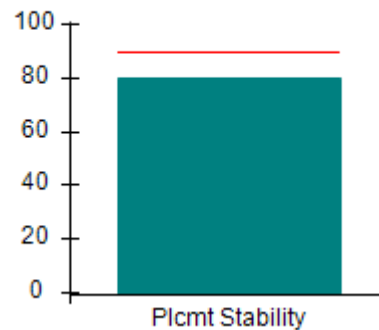
OPM Monitoring Reviews (%)



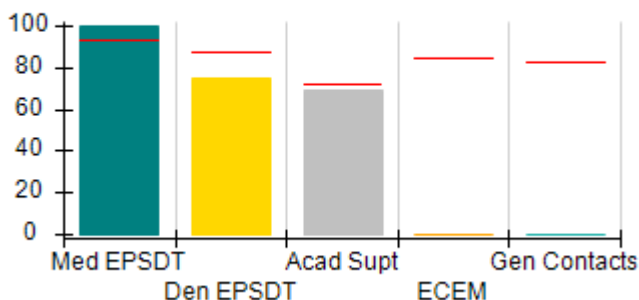
Safety Outcomes (%)



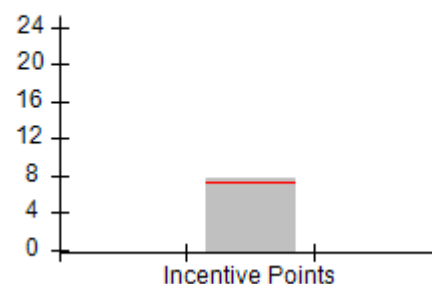
Permanency Outcomes (%)



Well-Being Outcomes (%)



Incentives Earned (Points)





DHS, DFCS, Office of Provider Management
Performance-Based Placement Measures
RBWO Provider GA+SCORECARD - CCI
 Report Quarter: Q1 FY2018



Provider/Program Name: Visions of Hope for Boys - (978) - CCI				
3196 Bonway Drive, Decatur, GA 30032 Phone: 404-290-5828 Vendor ID# 40239		Quarterly Scores (Grades)		Current Quarter Score (Grade)
		Q1: 79.61 (C+)	Q2: N/A	79.61% (C+)
		Q3: N/A	Q4: N/A	
Program Census Information:		# Children in Care During Quarter: 5	# Placements During Quarter: 5	# Children in Care On Last Day: 4
	Avg Performance All CCIs (%)	Provider Performance (%)*	Possible Points (Weight)	Provider Points Earned
OPM Monitoring Reviews				
Annual Comprehensive Reviews	88%	93%	25	23.18
Safety Reviews	95%	93%	15	13.96
Monitoring Sub-Total			40	37.14
CCI Safety Outcomes				
Incidence of Maltreatment	0.16%	No Substantiated Reports	10	10.00
Staff Training	56%	38%	10	3.80
Safety Sub-Total			20	13.80
CCI Permanency Outcomes				
Placement Stability	90%	80%	15	12.00
Permanency Sub-Total			15	12.00
CCI Well-Being Outcomes				
EPSDT Medical Visits	93%	100%	4	4.00
EPSDT Dental Visits	87%	75%	4	3.00
Academic Supports	72%	69%	3	2.07
Provider ECEM Visits	84%	0%	7	0.00
Provider General Contacts	82%	0%	7	0.00
Placements with Siblings	41%	50%	Not Scored	Not Scored
Placements within Legal County	17%	0%	Not Scored	Not Scored
Well-Being Sub-Total			25	9.07
*Performance calculation descriptions can be found in the FY 2018 RBWO PBP Measurements and Standards Guide.				

Monitoring & Outcomes: Possible Points = 100	Points Earned = 72.01
Score Before Incentives Credit	72.01%
Incentives Awarded	7.60 pts
PBP Verification	N/A pts
Total Score	79.61%



DHS, DFCS, Office of Provider Management
Performance-Based Placement Measures
RBWO Provider GA+SCORECARD - CCI
Report Quarter: Q1 FY2018



Provider/Program Name: Visions of Hope for Boys - (978) - CCI

Program Census Information:		# Children in Care During Quarter: 5	# Placements During Quarter: 5	# Children in Care On Last Day: 4
CCI Incentive Credits	Avg Performance All CCIs (Points)	Provider Performance (%)*	Possible Points (Weight)	Provider Points Earned
Early EPSDT Medical Visits		100%	2	2.00
Early EPSDT Dental Visits		80%	2	1.60
Permanency Contacts		0%	5	0.00
Additional Academic Supports		0%	2	0.00
Active Agency Accreditation		0%	4	0.00
Staff Clinical Licensure		0%	5	0.00
Behavior Management (threshold = 0)		100%	4	4.00
Incentives Total	7.35		24	7.60
Maximum total combined incentive credit allowed is 10 points.			Incentives Awarded	7.60

*Performance calculation descriptions can be found in the FY 2018 RBWO PBP Measurements and Standards Guide.

Child Protective Services Investigations and Dispositions

The following investigations data, which is not used for scoring but is considered significant to a provider's performance, is from Georgia SHINES and is not considered final or complete until the end of the fiscal year.

Total Reports:	0	
Number Screened In:	0	
Number Screened Out:	0	
Number Substantiated:	0	
Number Unsubstantiated:	0	
Number Active CPS Investigations:	0	



DHS, DFCS, Office of Provider Management
Performance-Based Placement Measures
RBWO Provider GA+SCORECARD - CCI
Report Quarter: Q1 FY2018



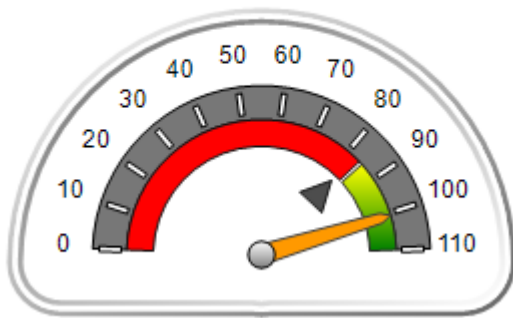
Provider/Program Name: Weekes House, Inc. - Weekes House (5178) - CCI

5430 Rocky Pine Drive, Lithonia, GA 30038 Phone: 678-418-6450 Vendor ID# 124200	Quarterly Scores (Grades)		Current Quarter Score (Grade)
	Q1: 100.67 (A+)	Q2: N/A	100.67% (A+)
	Q3: N/A	Q4: N/A	
Program Census Information:	# Children in Care During Quarter: 8	# Placements During Quarter: 8	# Children in Care On Last Day: 6

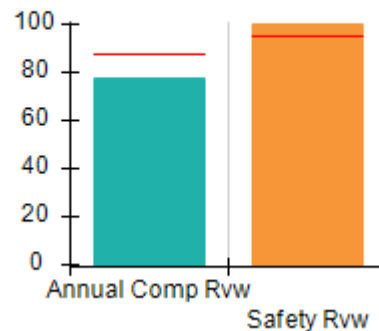
Quarterly Provider Comparisons to All CCIs

▼ — indicates average for all CCIs

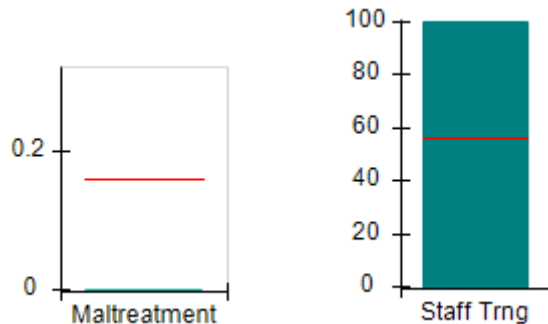
Overall Score (%)



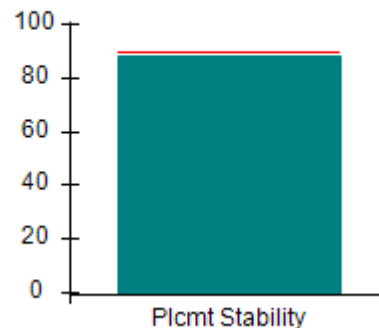
OPM Monitoring Reviews (%)



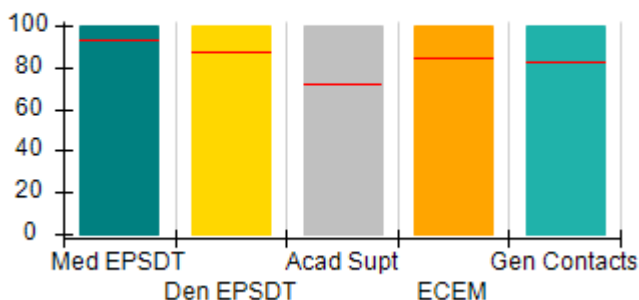
Safety Outcomes (%)



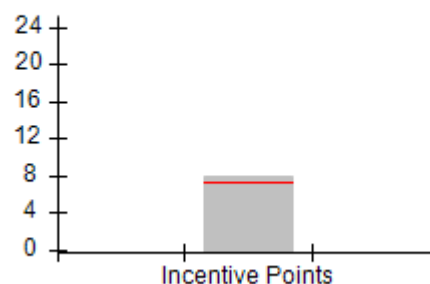
Permanency Outcomes (%)



Well-Being Outcomes (%)



Incentives Earned (Points)





DHS, DFCS, Office of Provider Management
Performance-Based Placement Measures
RBWO Provider GA+SCORECARD - CCI
Report Quarter: Q1 FY2018



Provider/Program Name: Weekes House, Inc. - Weekes House (5178) - CCI				
5430 Rocky Pine Drive, Lithonia, GA 30038 Phone: 678-418-6450 Vendor ID# 124200		Quarterly Scores (Grades)		Current Quarter Score (Grade)
		Q1: 100.67 (A+)	Q2: N/A	100.67% (A+)
		Q3: N/A	Q4: N/A	
Program Census Information:		# Children in Care During Quarter: 8	# Placements During Quarter: 8	# Children in Care On Last Day: 6
	Avg Performance All CCIs (%)	Provider Performance (%)*	Possible Points (Weight)	Provider Points Earned
OPM Monitoring Reviews				
Annual Comprehensive Reviews	88%	78%	25	19.47
Safety Reviews	95%	100%	15	15.00
Monitoring Sub-Total			40	34.47
CCI Safety Outcomes				
Incidence of Maltreatment	0.16%	No Substantiated Reports	10	10.00
Staff Training	56%	100%	10	10.00
Safety Sub-Total			20	20.00
CCI Permanency Outcomes				
Placement Stability	90%	88%	15	13.20
Permanency Sub-Total			15	13.20
CCI Well-Being Outcomes				
EPSDT Medical Visits	93%	100%	4	4.00
EPSDT Dental Visits	87%	100%	4	4.00
Academic Supports	72%	100%	3	3.00
Provider ECEM Visits	84%	100%	7	7.00
Provider General Contacts	82%	100%	7	7.00
Placements with Siblings	41%	0%	Not Scored	Not Scored
Placements within Legal County	17%	0%	Not Scored	Not Scored
Well-Being Sub-Total			25	25.00
*Performance calculation descriptions can be found in the FY 2018 RBWO PBP Measurements and Standards Guide.				

Monitoring & Outcomes: Possible Points = 100	Points Earned = 92.67
Score Before Incentives Credit	92.67%
Incentives Awarded	8.00 pts
PBP Verification	N/A pts
Total Score	100.67%



DHS, DFCS, Office of Provider Management
Performance-Based Placement Measures
RBWO Provider GA+SCORECARD - CCI
Report Quarter: Q1 FY2018



Provider/Program Name: Weekes House, Inc. - Weekes House (5178) - CCI

Program Census Information:		# Children in Care During Quarter: 8	# Placements During Quarter: 8	# Children in Care On Last Day: 6
CCI Incentive Credits	Avg Performance All CCIs (Points)	Provider Performance (%)*	Possible Points (Weight)	Provider Points Earned
Early EPSDT Medical Visits		100%	2	2.00
Early EPSDT Dental Visits		100%	2	2.00
Permanency Contacts		None Planned	5	
Additional Academic Supports		0%	2	0.00
Active Agency Accreditation		0%	4	0.00
Staff Clinical Licensure		0%	5	0.00
Behavior Management (threshold = 0)		100%	4	4.00
Incentives Total	7.35		24	8.00
Maximum total combined incentive credit allowed is 10 points.			Incentives Awarded	8.00

*Performance calculation descriptions can be found in the FY 2018 RBWO PBP Measurements and Standards Guide.

Child Protective Services Investigations and Dispositions

The following investigations data, which is not used for scoring but is considered significant to a provider's performance, is from Georgia SHINES and is not considered final or complete until the end of the fiscal year.

Total Reports:	0	
Number Screened In:	0	
Number Screened Out:	0	
Number Substantiated:	0	
Number Unsubstantiated:	0	
Number Active CPS Investigations:	0	



DHS, DFCS, Office of Provider Management

Performance-Based Placement Measures

RBWO Provider GA+SCORECARD - CCI

Report Quarter: Q1 FY2018



Provider/Program Name: Wellspring Living, Inc. - (5168) - CCI

3965 Roosevelt Hwy, Union City, GA 30349

Phone: 770-631-8888

Vendor ID# 119326

Program Census Information:

Children in Care During
Quarter: 13

Placements During
Quarter: 13

Children in Care On Last
Day: 10

Quarterly Scores (Grades)

Q1: 79.11 (C+)

Q2: N/A

Q3: N/A

Q4: N/A

Current Quarter Score
(Grade)

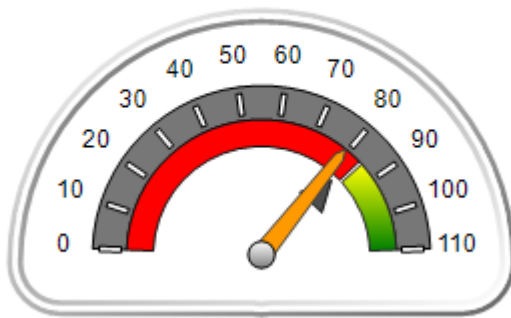
79.11%

(C+)

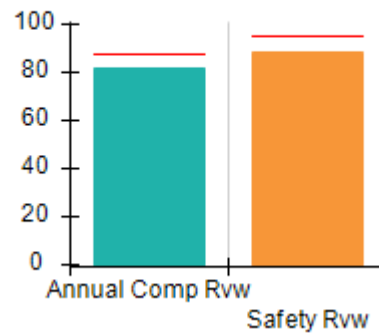
Quarterly Provider Comparisons to All CCIs

▼ indicates average for all CCIs

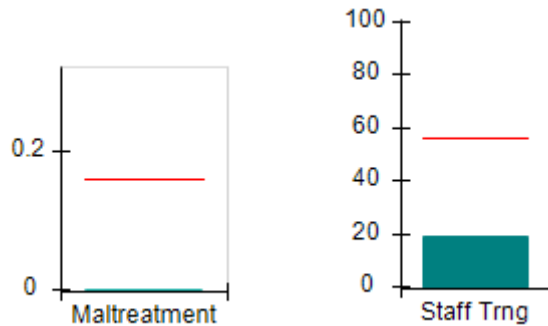
Overall Score (%)



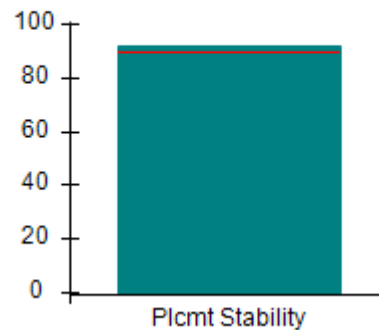
OPM Monitoring Reviews (%)



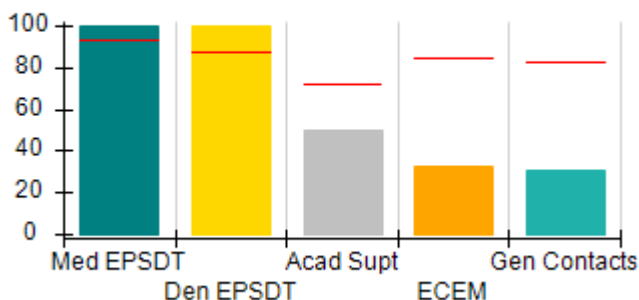
Safety Outcomes (%)



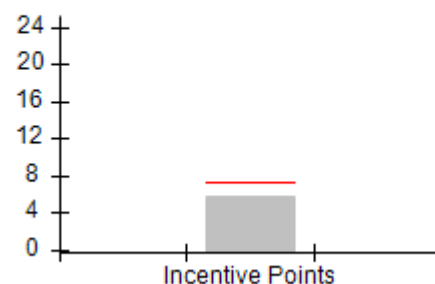
Permanency Outcomes (%)



Well-Being Outcomes (%)



Incentives Earned (Points)





DHS, DFCS, Office of Provider Management
Performance-Based Placement Measures
RBWO Provider GA+SCORECARD - CCI
Report Quarter: Q1 FY2018



Provider/Program Name: Wellspring Living, Inc. - (5168) - CCI				
3965 Roosevelt Hwy, Union City, GA 30349 Phone: 770-631-8888 Vendor ID# 119326		Quarterly Scores (Grades)		Current Quarter Score (Grade)
		Q1: 79.11 (C+)	Q2: N/A	79.11% (C+)
		Q3: N/A	Q4: N/A	
Program Census Information:		# Children in Care During Quarter: 13	# Placements During Quarter: 13	# Children in Care On Last Day: 10
	Avg Performance All CCIs (%)	Provider Performance (%)*	Possible Points (Weight)	Provider Points Earned
OPM Monitoring Reviews				
Annual Comprehensive Reviews	88%	82%	25	20.38
Safety Reviews	95%	89%	15	13.30
Monitoring Sub-Total			40	33.68
CCI Safety Outcomes				
Incidence of Maltreatment	0.16%	No Substantiated Reports	10	10.00
Staff Training	56%	19%	10	1.90
Safety Sub-Total			20	11.90
CCI Permanency Outcomes				
Placement Stability	90%	92%	15	13.80
Permanency Sub-Total			15	13.80
CCI Well-Being Outcomes				
EPSDT Medical Visits	93%	100%	4	4.00
EPSDT Dental Visits	87%	100%	4	4.00
Academic Supports	72%	50%	3	1.50
Provider ECEM Visits	84%	33%	7	2.31
Provider General Contacts	82%	31%	7	2.17
Placements with Siblings	41%	0%	Not Scored	Not Scored
Placements within Legal County	17%	22%	Not Scored	Not Scored
Well-Being Sub-Total			25	13.98
*Performance calculation descriptions can be found in the FY 2018 RBWO PBP Measurements and Standards Guide.				

Monitoring & Outcomes: Possible Points = 100	Points Earned = 73.36
Score Before Incentives Credit	73.36%
Incentives Awarded	5.75 pts
PBP Verification	N/A pts
Total Score	79.11%



DHS, DFCS, Office of Provider Management
Performance-Based Placement Measures
RBWO Provider GA+SCORECARD - CCI
Report Quarter: Q1 FY2018



Provider/Program Name: Wellspring Living, Inc. - (5168) - CCI

Program Census Information:		# Children in Care During Quarter: 13	# Placements During Quarter: 13	# Children in Care On Last Day: 10
CCI Incentive Credits	Avg Performance All CCIs (Points)	Provider Performance (%)*	Possible Points (Weight)	Provider Points Earned
Early EPSDT Medical Visits		100%	2	2.00
Early EPSDT Dental Visits		100%	2	2.00
Permanency Contacts		25%	5	1.25
Additional Academic Supports		0%	2	0.00
Active Agency Accreditation		0%	4	0.00
Staff Clinical Licensure		10%	5	0.50
Behavior Management (threshold = 0)		0%	4	0.00
Incentives Total	7.35		24	5.75
Maximum total combined incentive credit allowed is 10 points.			Incentives Awarded	5.75

*Performance calculation descriptions can be found in the FY 2018 RBWO PBP Measurements and Standards Guide.

Child Protective Services Investigations and Dispositions

The following investigations data, which is not used for scoring but is considered significant to a provider's performance, is from Georgia SHINES and is not considered final or complete until the end of the fiscal year.

Total Reports:	0	
Number Screened In:	0	
Number Screened Out:	0	
Number Substantiated:	0	
Number Unsubstantiated:	0	
Number Active CPS Investigations:	0	



DHS, DFCS, Office of Provider Management
Performance-Based Placement Measures
RBWO Provider GA+SCORECARD - CCI
Report Quarter: Q1 FY2018



Provider/Program Name: Whale of Hope - (5244) - CCI

9249 Veterans Parkway, Midland, GA 31820

Phone: 762-821-2848

Vendor ID# 137079

Quarterly Scores (Grades)

Q1: 97.69 (A+)

Q2: N/A

Q3: N/A

Q4: N/A

Current Quarter Score (Grade)

97.69%

(A+)

Program Census Information:

Children in Care During
Quarter: 12

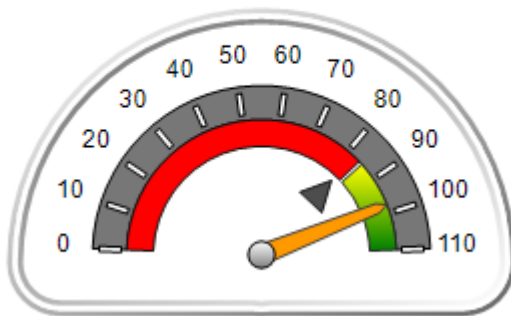
Placements During
Quarter: 12

Children in Care On Last
Day: 6

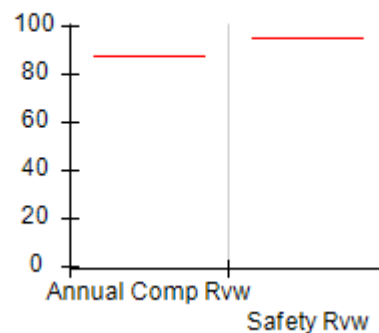
Quarterly Provider Comparisons to All CCIs

▼ indicates average for all CCIs

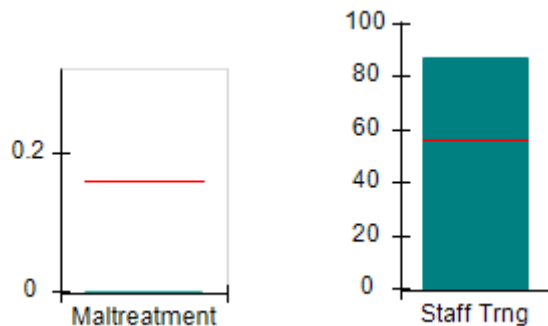
Overall Score (%)



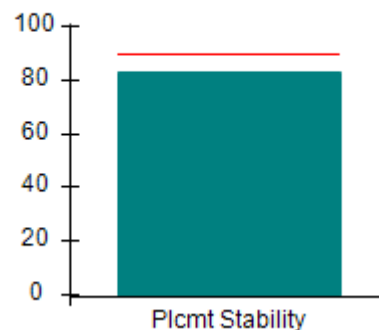
OPM Monitoring Reviews (%)



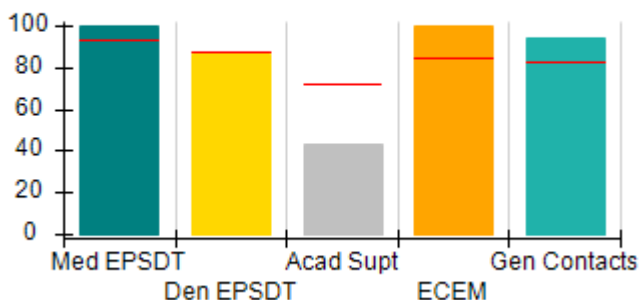
Safety Outcomes (%)



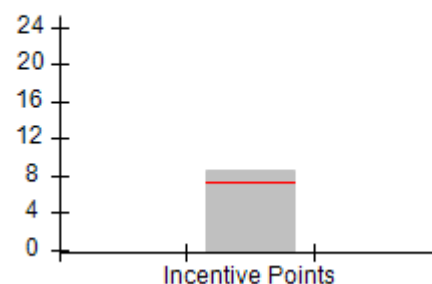
Permanency Outcomes (%)



Well-Being Outcomes (%)



Incentives Earned (Points)





DHS, DFCS, Office of Provider Management
Performance-Based Placement Measures
RBWO Provider GA+SCORECARD - CCI
Report Quarter: Q1 FY2018



Provider/Program Name: Whale of Hope - (5244) - CCI				
9249 Veterans Parkway, Midland, GA 31820 Phone: 762-821-2848 Vendor ID# 137079		Quarterly Scores (Grades)		Current Quarter Score (Grade)
		Q1: 97.69 (A+)	Q2: N/A	97.69% (A+)
		Q3: N/A	Q4: N/A	
Program Census Information:		# Children in Care During Quarter: 12	# Placements During Quarter: 12	# Children in Care On Last Day: 6
	Avg Performance All CCIs (%)	Provider Performance (%)*	Possible Points (Weight)	Provider Points Earned
OPM Monitoring Reviews				
Annual Comprehensive Reviews	88%	Not Yet Conducted		
Safety Reviews	95%	Not Yet Conducted		
Monitoring Sub-Total				0.00
CCI Safety Outcomes				
Incidence of Maltreatment	0.16%	No Substantiated Reports	10	10.00
Staff Training	56%	87%	10	8.70
Safety Sub-Total			20	18.70
CCI Permanency Outcomes				
Placement Stability	90%	83%	15	12.45
Permanency Sub-Total			15	12.45
CCI Well-Being Outcomes				
EPSDT Medical Visits	93%	100%	4	4.00
EPSDT Dental Visits	87%	86%	4	3.44
Academic Supports	72%	43%	3	1.29
Provider ECEM Visits	84%	100%	7	7.00
Provider General Contacts	82%	94%	7	6.58
Placements with Siblings	41%	0%	Not Scored	Not Scored
Placements within Legal County	17%	29%	Not Scored	Not Scored
Well-Being Sub-Total			25	22.31
*Performance calculation descriptions can be found in the FY 2018 RBWO PBP Measurements and Standards Guide.				

Monitoring & Outcomes: Possible Points = 60		Points Earned = 53.46	
Score Before Incentives Credit			89.10%
Incentives Awarded			8.59 pts
PBP Verification			N/A pts
Total Score			97.69%



DHS, DFCS, Office of Provider Management
Performance-Based Placement Measures
RBWO Provider GA+SCORECARD - CCI
Report Quarter: Q1 FY2018



Provider/Program Name: Whale of Hope - (5244) - CCI

Program Census Information:		# Children in Care During Quarter: 12	# Placements During Quarter: 12	# Children in Care On Last Day: 6
CCI Incentive Credits	Avg Performance All CCIs (Points)	Provider Performance (%)*	Possible Points (Weight)	Provider Points Earned
Early EPSDT Medical Visits		100%	2	2.00
Early EPSDT Dental Visits		67%	2	1.34
Permanency Contacts		25%	5	1.25
Additional Academic Supports		0%	2	0.00
Active Agency Accreditation		0%	4	0.00
Staff Clinical Licensure		0%	5	0.00
Behavior Management (threshold = 0)		100%	4	4.00
Incentives Total	7.35		24	8.59
Maximum total combined incentive credit allowed is 10 points.			Incentives Awarded	8.59

*Performance calculation descriptions can be found in the FY 2018 RBWO PBP Measurements and Standards Guide.

Child Protective Services Investigations and Dispositions

The following investigations data, which is not used for scoring but is considered significant to a provider's performance, is from Georgia SHINES and is not considered final or complete until the end of the fiscal year.

Total Reports:	1	
Number Screened In:	1	
Number Screened Out:	0	
Number Substantiated:	0	
Number Unsubstantiated:	0	
Number Active CPS Investigations:	1	



DHS, DFCS, Office of Provider Management
Performance-Based Placement Measures
RBWO Provider GA+SCORECARD - CCI
Report Quarter: Q1 FY2018



Provider/Program Name: Young Adult Guidance Center, The - (860) - CCI

1230 Hightower Road, Atlanta, GA 30318

Phone: 404-792-7616

Vendor ID# 35597

Quarterly Scores (Grades)

Q1: 62.82 (D-)

Q2: N/A

Q3: N/A

Q4: N/A

Current Quarter Score (Grade)

62.82%

(D-)

Program Census Information:

Children in Care During Quarter: 10

Placements During Quarter: 10

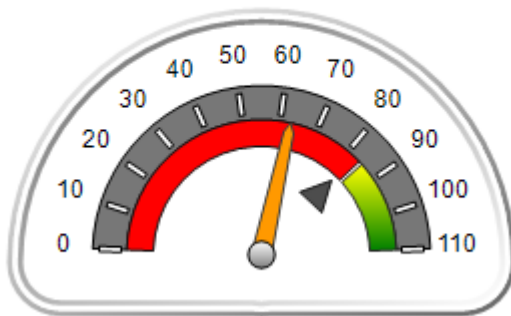
Children in Care On Last Day: 7

Quarterly Provider Comparisons to All CCIs

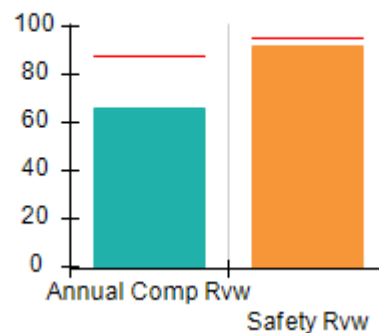


indicates average for all CCIs

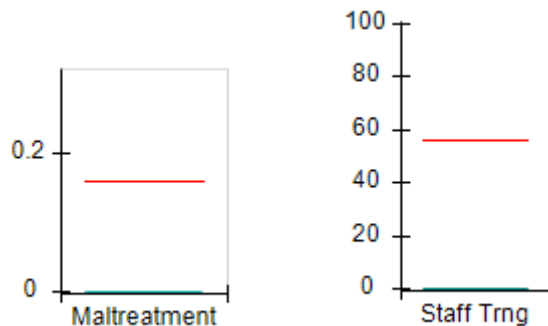
Overall Score (%)



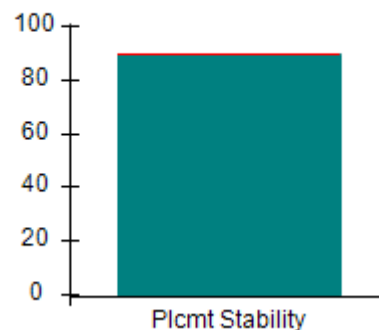
OPM Monitoring Reviews (%)



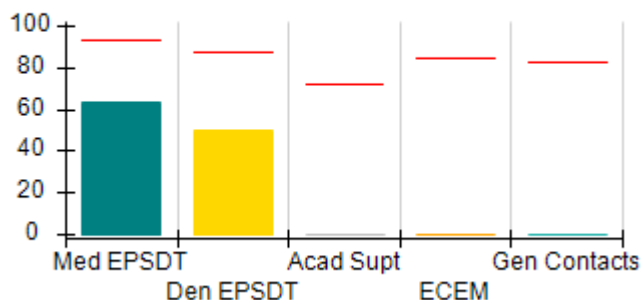
Safety Outcomes (%)



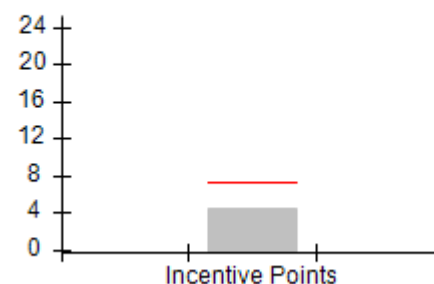
Permanency Outcomes (%)



Well-Being Outcomes (%)



Incentives Earned (Points)





DHS, DFCS, Office of Provider Management
Performance-Based Placement Measures
RBWO Provider GA+SCORECARD - CCI
Report Quarter: Q1 FY2018



Provider/Program Name: Young Adult Guidance Center, The - (860) - CCI				
1230 Hightower Road, Atlanta, GA 30318		Quarterly Scores (Grades)		Current Quarter Score (Grade)
Phone: 404-792-7616		Q1: 62.82 (D-)	Q2: N/A	62.82% (D-)
Vendor ID# 35597		Q3: N/A	Q4: N/A	
Program Census Information:		# Children in Care During Quarter: 10	# Placements During Quarter: 10	# Children in Care On Last Day: 7
	Avg Performance All CCIs (%)	Provider Performance (%)*	Possible Points (Weight)	Provider Points Earned
OPM Monitoring Reviews				
Annual Comprehensive Reviews	88%	66%	25	16.51
Safety Reviews	95%	92%	15	13.80
Monitoring Sub-Total			40	30.30
CCI Safety Outcomes				
Incidence of Maltreatment	0.16%	No Substantiated Reports	10	10.00
Staff Training	56%	0%	10	0.00
Safety Sub-Total			20	10.00
CCI Permanency Outcomes				
Placement Stability	90%	90%	15	13.50
Permanency Sub-Total			15	13.50
CCI Well-Being Outcomes				
EPSDT Medical Visits	93%	63%	4	2.52
EPSDT Dental Visits	87%	50%	4	2.00
Academic Supports	72%	0%	3	0.00
Provider ECEM Visits	84%	0%	7	0.00
Provider General Contacts	82%	0%	7	0.00
Placements with Siblings	41%	0%	Not Scored	Not Scored
Placements within Legal County	17%	33%	Not Scored	Not Scored
Well-Being Sub-Total			25	4.52
*Performance calculation descriptions can be found in the FY 2018 RBWO PBP Measurements and Standards Guide.				

Monitoring & Outcomes: Possible Points = 100	Points Earned = 58.32
Score Before Incentives Credit	58.32%
Incentives Awarded	4.50 pts
PBP Verification	N/A pts
Total Score	62.82%



DHS, DFCS, Office of Provider Management
Performance-Based Placement Measures
RBWO Provider GA+SCORECARD - CCI
Report Quarter: Q1 FY2018



Provider/Program Name: Young Adult Guidance Center, The - (860) - CCI

Program Census Information:		# Children in Care During Quarter: 10	# Placements During Quarter: 10	# Children in Care On Last Day: 7
CCI Incentive Credits	Avg Performance All CCIs (Points)	Provider Performance (%)*	Possible Points (Weight)	Provider Points Earned
Early EPSDT Medical Visits		25%	2	0.50
Early EPSDT Dental Visits		0%	2	0.00
Permanency Contacts		0%	5	0.00
Additional Academic Supports		0%	2	0.00
Active Agency Accreditation		0%	4	0.00
Staff Clinical Licensure		0%	5	0.00
Behavior Management (threshold = 0)		100%	4	4.00
Incentives Total	7.35		24	4.50
Maximum total combined incentive credit allowed is 10 points.			Incentives Awarded	4.50

*Performance calculation descriptions can be found in the FY 2018 RBWO PBP Measurements and Standards Guide.

Child Protective Services Investigations and Dispositions

The following investigations data, which is not used for scoring but is considered significant to a provider's performance, is from Georgia SHINES and is not considered final or complete until the end of the fiscal year.

Total Reports:	0	
Number Screened In:	0	
Number Screened Out:	0	
Number Substantiated:	0	
Number Unsubstantiated:	0	
Number Active CPS Investigations:	0	



DHS, DFCS, Office of Provider Management
Performance-Based Placement Measures
RBWO Provider GA+SCORECARD - CCI
Report Quarter: Q1 FY2018



Provider/Program Name: Youth Renaissance Society of GA - (5253) - CCI

1817 S. Stone Mountain Lithonia Rd., Lithonia,
GA 30058

Phone: 470-395-2837

Vendor ID# 150769

Quarterly Scores (Grades)

Q1: 69.02 (D+)

Q2: N/A

Q3: N/A

Q4: N/A

Current Quarter Score (Grade)

69.02%

(D+)

Program Census Information:

Children in Care During
Quarter: 8

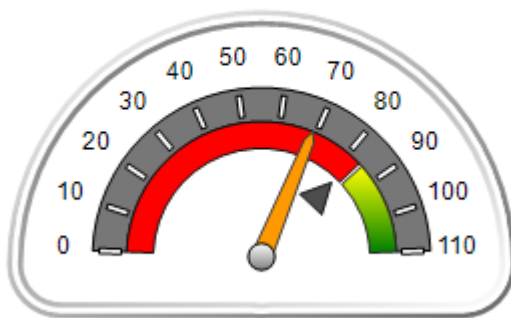
Placements During
Quarter: 8

Children in Care On Last
Day: 4

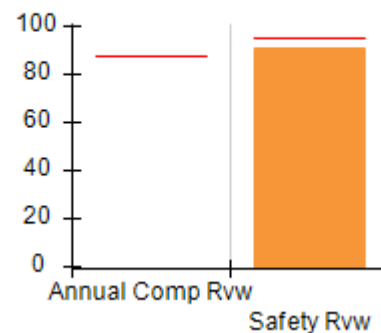
Quarterly Provider Comparisons to All CCIs

▼ — indicates average for all CCIs

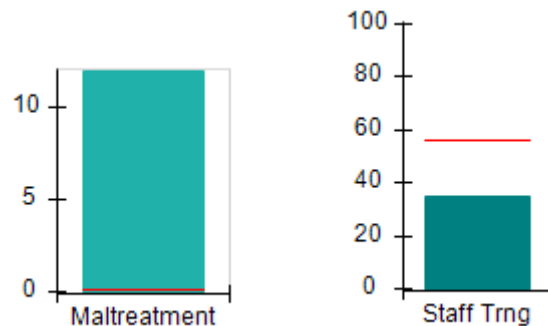
Overall Score (%)



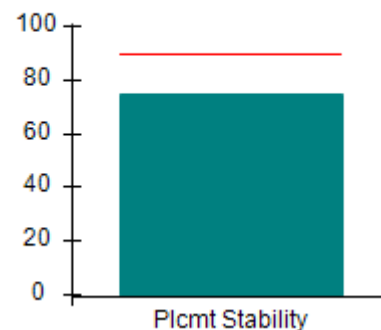
OPM Monitoring Reviews (%)



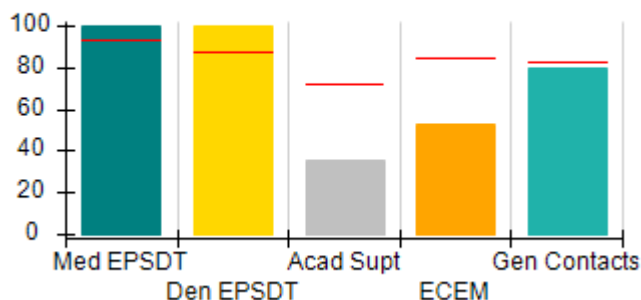
Safety Outcomes (%)



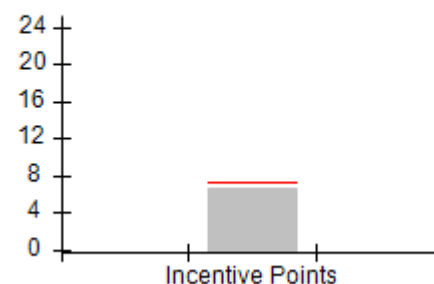
Permanency Outcomes (%)



Well-Being Outcomes (%)



Incentives Earned (Points)





DHS, DFCS, Office of Provider Management
Performance-Based Placement Measures
RBWO Provider GA+SCORECARD - CCI
Report Quarter: Q1 FY2018



Provider/Program Name: Youth Renaissance Society of GA - (5253) - CCI				
1817 S. Stone Mountain Lithonia Rd., Lithonia, GA 30058 Phone: 470-395-2837 Vendor ID# 150769		Quarterly Scores (Grades)		Current Quarter Score (Grade)
		Q1: 69.02 (D+)	Q2: N/A	69.02% (D+)
		Q3: N/A	Q4: N/A	
Program Census Information:		# Children in Care During Quarter: 8	# Placements During Quarter: 8	# Children in Care On Last Day: 4
	Avg Performance All CCIs (%)	Provider Performance (%)*	Possible Points (Weight)	Provider Points Earned
OPM Monitoring Reviews				
Annual Comprehensive Reviews	88%	Not Yet Conducted		
Safety Reviews	95%	91%	15	13.69
Monitoring Sub-Total			15	13.69
CCI Safety Outcomes				
Incidence of Maltreatment	0.16%	12% 1 Substantiated Rpt	10	0.00
Staff Training	56%	35%	10	3.50
Safety Sub-Total			20	3.50
CCI Permanency Outcomes				
Placement Stability	90%	75%	15	11.25
Permanency Sub-Total			15	11.25
CCI Well-Being Outcomes				
EPSDT Medical Visits	93%	100%	4	4.00
EPSDT Dental Visits	87%	100%	4	4.00
Academic Supports	72%	36%	3	1.08
Provider ECEM Visits	84%	53%	7	3.71
Provider General Contacts	82%	80%	7	5.60
Placements with Siblings	41%	0%	Not Scored	Not Scored
Placements within Legal County	17%	Not Eligible	Not Scored	Not Scored
Well-Being Sub-Total			25	18.39
*Performance calculation descriptions can be found in the FY 2018 RBWO PBP Measurements and Standards Guide.				

Monitoring & Outcomes: Possible Points = 75	Points Earned = 46.83
Score Before Incentives Credit	62.44%
Incentives Awarded	6.58 pts
PBP Verification	N/A pts
Total Score	69.02%



DHS, DFCS, Office of Provider Management
Performance-Based Placement Measures
RBWO Provider GA+SCORECARD - CCI
Report Quarter: Q1 FY2018



Provider/Program Name: Youth Renaissance Society of GA - (5253) - CCI

Program Census Information:		# Children in Care During Quarter: 8	# Placements During Quarter: 8	# Children in Care On Last Day: 4
CCI Incentive Credits	Avg Performance All CCIs (Points)	Provider Performance (%)*	Possible Points (Weight)	Provider Points Earned
Early EPSDT Medical Visits		0%	2	0.00
Early EPSDT Dental Visits		100%	2	2.00
Permanency Contacts		0%	5	0.00
Additional Academic Supports		29%	2	0.58
Active Agency Accreditation		0%	4	0.00
Staff Clinical Licensure		0%	5	0.00
Behavior Management (threshold = 0)		100%	4	4.00
Incentives Total	7.35		24	6.58
Maximum total combined incentive credit allowed is 10 points.			Incentives Awarded	6.58

*Performance calculation descriptions can be found in the FY 2018 RBWO PBP Measurements and Standards Guide.

Child Protective Services Investigations and Dispositions

The following investigations data, which is not used for scoring but is considered significant to a provider's performance, is from Georgia SHINES and is not considered final or complete until the end of the fiscal year.

Total Reports:	0	
Number Screened In:	0	
Number Screened Out:	0	
Number Substantiated:	1	
Number Unsubstantiated:	0	
Number Active CPS Investigations:	-1	



DHS, DFCS, Office of Provider Management
Performance-Based Placement Measures
RBWO Provider GA+SCORECARD - CCI



Report Quarter: Q1 FY2018

One or more parameters were not specified for the subreport, 'Subreport2', located at:
/PBP_FY2018_ScoreCard_CCI.



DHS, DFCS, Office of Provider Management
Performance-Based Placement Measures
RBWO Provider GA+SCORECARD - CCI
Report Quarter: Q1 FY2018



One or more parameters were not specified for the subreport, 'Subreport2', located at:
/PBP_FY2018_ScoreCard_CCI.