



**RBWO Provider GA+SCORECARD – ILP/TLP**  
**Performance-Based Placement Measures**

**FY 2018 Qtr 1**

Office of Provider Management,  
Georgia Department of Human Services

Care Solutions, Inc.





## Performance-Based Placement Measures RBWO Provider GA+SCORECARD - ILP/TLP

Report Quarter: Q1 FY2018

**Provider/Program Name: A Change for All 2 - Atlanta (5264) - CCI**

717 Lee St., Atlanta, GA 30310

Phone: 404-766-2211

Vendor ID# 141331

Program Census Information:

# Children in Care During  
Quarter: 10

# Placements During  
Quarter: 12

# Children in Care On Last  
Day: 8

Quarterly Scores (Grades)

Q1: 32.65 (F)

Q2: N/A

Q3: N/A

Q4: N/A

Current Quarter Score  
(Grade)

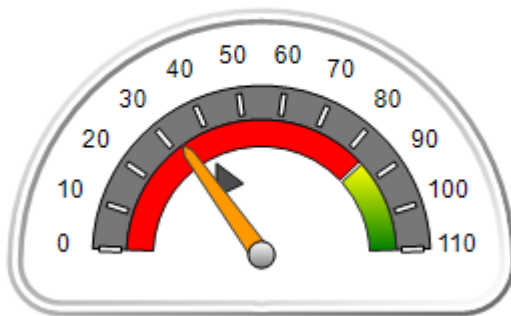
32.65%

(F)

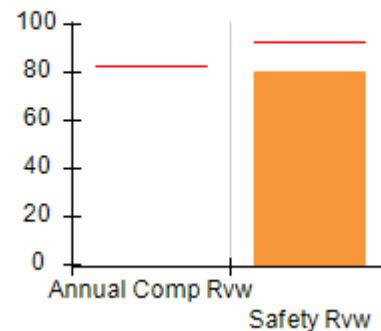
### Quarterly Provider Comparisons to All ILP/TLPs

▼ — indicates average for all ILP/TLPs

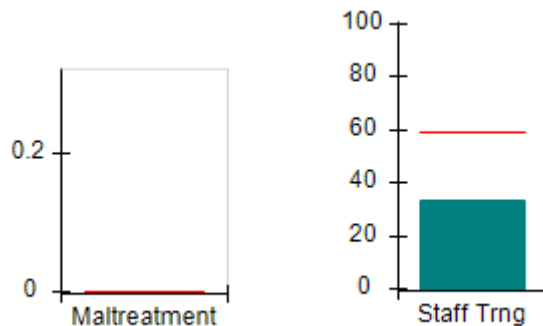
Overall Score (%)



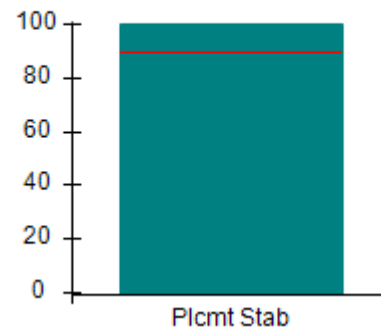
OPM Monitoring Reviews (%)



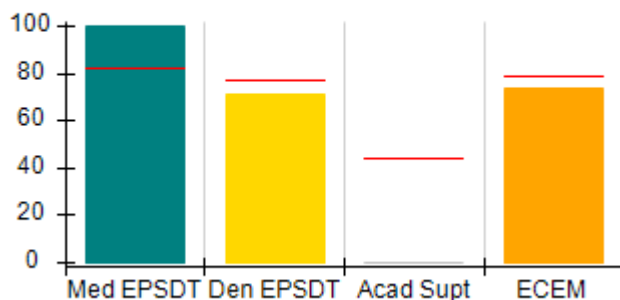
Safety Outcomes (%)



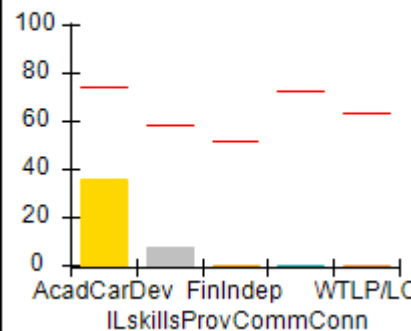
Permanency Outcomes (%)



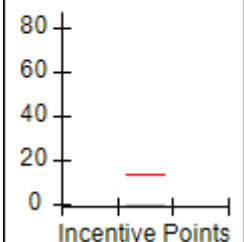
Well-Being Outcomes (%)



ILP/TLP Outcomes (%)



Incentives  
Earned  
(Points)





# Performance-Based Placement Measures

## RBWO Provider GA+SCORECARD - ILP/TLP

Report Quarter: Q1 FY2018

**Provider/Program Name: A Change for All 2 - Atlanta (5264) - CCI**

717 Lee St., Atlanta, GA 30310

Phone: 404-766-2211

Vendor ID# 141331

**Quarterly Scores (Grades)****Current Quarter Score (Grade)**

Q1: 32.65 (F)

Q2: N/A

32.65%

Q3: N/A

Q4: N/A

(F)

Program Census Information:

# Children in Care During  
Quarter: 10# Placements During  
Quarter: 12# Children in Care On  
Last Day: 8Avg  
Performance All  
ILP/TLPs (%)Provider  
Performance (%)\*Possible Points  
(Weight)Provider Points  
Earned**OPM Monitoring Reviews**

Annual Comprehensive Reviews	83%	Not Yet Conducted		
Safety Reviews	93%	80%	5	4.00
<b>Monitoring Sub-Total</b>			<b>5</b>	<b>4.00</b>

**ILP/TLP Safety Outcomes**

Incidence of Maltreatment	0.00%	No Substantiated Reports	3	3.00
Staff Training	59%	33%	10	3.30
<b>Safety Sub-Total</b>			<b>13</b>	<b>6.30</b>

**ILP/TLP Permanency Outcomes**

Placement Stability	90%	100%	3	3.00
<b>Permanency Sub-Total</b>			<b>3</b>	<b>3.00</b>

**ILP/TLP Well-Being Outcomes**

EPSDT Medical Visits	82%	100%	4	4.00
EPSDT Dental Visits	77%	71%	4	2.84
Academic Supports	44%	0%	2	0.00
Provider ECEM Visits	79%	74%	4	2.96
Placements with Siblings	21%	Not Eligible	Not Scored	Not Scored
Placements within Legal County	24%	25%	Not Scored	Not Scored
<b>Well-Being Sub-Total</b>			<b>14</b>	<b>9.80</b>

**ILP/TLP Specialty Outcomes**

Academic/Career Development	75%	36%	10	3.60
Ind Living Skills Provision	58%	7%	15	1.05
Financial Independence	52%	0%	5	0.00
Community Connections	73%	0%	5	0.00
WTLP/Life Coach	63%	0%	15	0.00
<b>Specialty Sub-Total</b>			<b>50</b>	<b>4.65</b>

\*Performance calculation descriptions can be found in the FY 2018 RBWO PBP Measurements and Standards Guide.

**Monitoring & Outcomes: Possible Points = 85****Points Earned = 27.75**



# Performance-Based Placement Measures

## RBWO Provider GA+SCORECARD - ILP/TLP

Report Quarter: Q1 FY2018

<b>Score Before Incentives Credit</b>	<b>32.65%</b>
<b>Incentives Awarded</b>	<b>00.00 pts</b>
<b>PBP Verification</b>	<b>N/A pts</b>
<b>Total Score</b>	<b>32.65%</b>

Provider/Program Name: A Change for All 2 - Atlanta (5264) - CCI				
Program Census Information:		# Children in Care During Quarter: 10	# Placements During Quarter: 12	# Children in Care On Last Day: 8
ILP/TLP Incentive Credits	Avg Performance All ILP/TLPs (Points)	Provider Performance (%)*	Possible Points (Weight)	Provider Points Earned
No DJJ or DOC Involvement		0%	5	0.00
Extended Foster Care Services		Not Eligible	5	
Positive Permanency Connections		0%	5	0.00
High School Graduation/College Participation/Professional Certification		0%	20	0.00
Part-Time Employment with Medical Benefits		0%	20	0.00
Living Arrangements at Discharge		0%	20	0.00
Additional Academic Supports		0%	2	0.00
Additional IL Skills Provision		0%	5	0.00
Active Agency Accreditation		0%	4	0.00
Staff Clinical Licensure		0%	5	0.00
<b>Incentives Total</b>	<b>13.70</b>		<b>91</b>	<b>0.00</b>

\*Performance calculation descriptions can be found in the FY 2018 RBWO PBP Measurements and Standards Guide.

Child Protective Services Investigations and Dispositions		
The following investigations data, which is not used for scoring but is considered significant to a provider's performance, is from Georgia SHINES and is not considered final or complete until the end of the fiscal year.		
Total Reports:	0	
Number Screened In:	0	
Number Screened Out:	0	
Number Substantiated:	0	
Number Unsubstantiated:	0	
Number Active CPS Investigations:	0	

**Performance-Based Placement Measures**  
**RBWO Provider GA+SCORECARD - ILP/TLP**

Report Quarter: Q1 FY2018

**Provider/Program Name: A Change for All 2 - East Point (5265) - CCI**

380 Legacy Drive, Atlanta, GA 30310

Phone: 404-766-2211

Vendor ID# 151119

## Quarterly Scores (Grades)

Q1: 50.00 (F)

Q2: N/A

Q3: N/A

Q4: N/A

Current Quarter Score  
(Grade)

50.00%

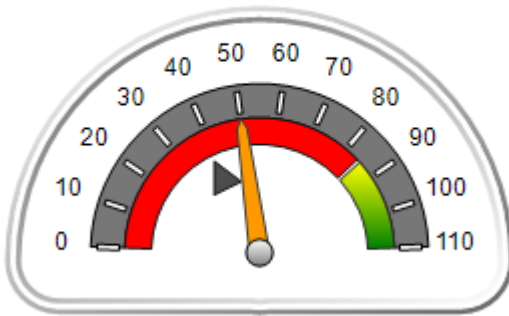
(F)

Program Census Information:

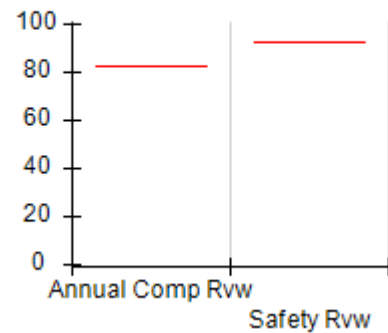
# Children in Care During  
Quarter: 0# Placements During  
Quarter: 0# Children in Care On Last  
Day: 0**Quarterly Provider Comparisons to All ILP/TLPs**

indicates average for all ILP/TLPs

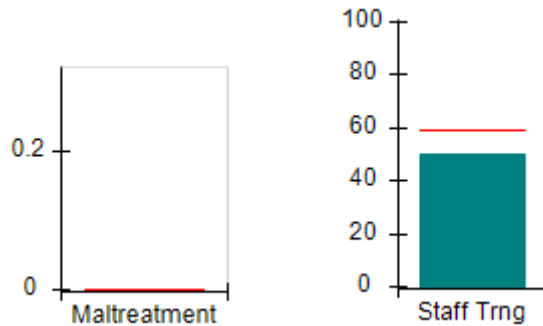
## Overall Score (%)



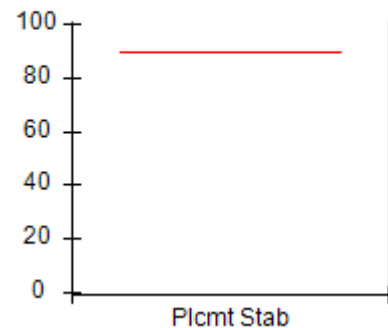
## OPM Monitoring Reviews (%)



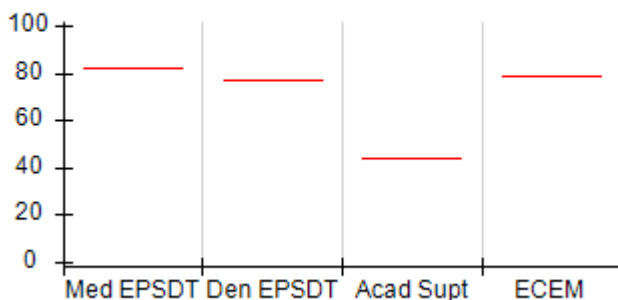
## Safety Outcomes (%)



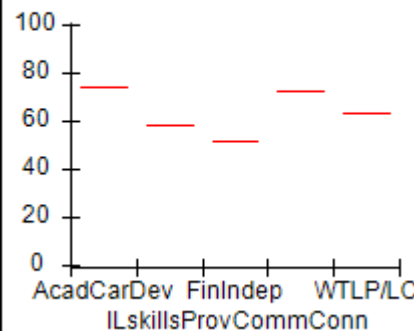
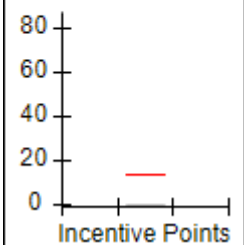
## Permanency Outcomes (%)



## Well-Being Outcomes (%)



## ILP/TLP Outcomes (%)

Incentives  
Earned  
(Points)



# Performance-Based Placement Measures

## RBWO Provider GA+SCORECARD - ILP/TLP

Report Quarter: Q1 FY2018

**Provider/Program Name: A Change for All 2 - East Point (5265) - CCI**

380 Legacy Drive, Atlanta, GA 30310

Phone: 404-766-2211

Vendor ID# 151119

**Quarterly Scores (Grades)****Current Quarter Score (Grade)**

Q1: 50.00 (F)

Q2: N/A

50.00%

Q3: N/A

Q4: N/A

(F)

Program Census Information:

# Children in Care During  
Quarter: 0# Placements During  
Quarter: 0# Children in Care On  
Last Day: 0Avg  
Performance All  
ILP/TLPs (%)Provider  
Performance (%)\*Possible Points  
(Weight)Provider Points  
Earned**OPM Monitoring Reviews**

Annual Comprehensive Reviews

83%

Not Yet Conducted

Safety Reviews

93%

Not Yet Conducted

**Monitoring Sub-Total****0.00****ILP/TLP Safety Outcomes**

Incidence of Maltreatment

0.00%

Not Eligible

Staff Training

59%

50%

13

6.50

**Safety Sub-Total****13****6.50****ILP/TLP Permanency Outcomes**

Placement Stability

90%

Not Eligible

**Permanency Sub-Total****N/A****ILP/TLP Well-Being Outcomes**

EPSDT Medical Visits

82%

Not Eligible

EPSDT Dental Visits

77%

Not Eligible

Academic Supports

44%

Not Eligible

Provider ECEM Visits

79%

Not Eligible

Placements with Siblings

21%

Not Eligible

Not Scored

Not Scored

Placements within Legal County

24%

Not Eligible

Not Scored

Not Scored

**Well-Being Sub-Total****N/A****ILP/TLP Specialty Outcomes**

Academic/Career Development

75%

Not Eligible

Ind Living Skills Provision

58%

Not Eligible

Financial Independence

52%

Not Eligible

Community Connections

73%

Not Eligible

WTLP/Life Coach

63%

Not Eligible

**Specialty Sub-Total****N/A**

\*Performance calculation descriptions can be found in the FY 2018 RBWO PBP Measurements and Standards Guide.

**Monitoring & Outcomes: Possible Points = 13****Points Earned = 06.50****Score Before Incentives Credit****50.00%**



## Performance-Based Placement Measures

### RBWO Provider GA+SCORECARD - ILP/TLP

Report Quarter: Q1 FY2018

Incentives Awarded	00.00 pts
PBP Verification	N/A pts
<b>Total Score</b>	<b>50.00%</b>

#### Provider/Program Name: A Change for All 2 - East Point (5265) - CCI

Program Census Information:		# Children in Care During Quarter: 0	# Placements During Quarter: 0	# Children in Care On Last Day: 0
ILP/TLP Incentive Credits	Avg Performance All ILP/TLPs (Points)	Provider Performance (%)*	Possible Points (Weight)	Provider Points Earned
No DJJ or DOC Involvement		Not Eligible	5	
Extended Foster Care Services		Not Eligible	5	
Positive Permanency Connections		Not Eligible	5	
High School Graduation/College Participation/Professional Certification		Not Eligible	20	
Part-Time Employment with Medical Benefits		Not Eligible	20	
Living Arrangements at Discharge		Not Eligible	20	
Additional Academic Supports		Not Eligible	2	
Additional IL Skills Provision		Not Eligible	5	
Active Agency Accreditation		0%	4	0.00
Staff Clinical Licensure		0%	5	0.00
<b>Incentives Total</b>	<b>13.70</b>		<b>91</b>	<b>0.00</b>

\*Performance calculation descriptions can be found in the FY 2018 RBWO PBP Measurements and Standards Guide.

#### Child Protective Services Investigations and Dispositions

The following investigations data, which is not used for scoring but is considered significant to a provider's performance, is from Georgia SHINES and is not considered final or complete until the end of the fiscal year.

Total Reports:	0	
Number Screened In:	0	
Number Screened Out:	0	
Number Substantiated:	0	
Number Unsubstantiated:	0	
Number Active CPS Investigations:	0	



# Performance-Based Placement Measures

## RBWO Provider GA+SCORECARD - ILP/TLP

Report Quarter: Q1 FY2018

**Provider/Program Name: A Change Generation - (5202) - CCI**

100 Walden Brook Drive, Lithonia, GA 30038

Phone: 470-282-3187

Vendor ID# 132165

## Quarterly Scores (Grades)

Q1: 88.23 (B+)

Q2: N/A

Q3: N/A

Q4: N/A

## Current Quarter Score (Grade)

88.23%

(B+)

Program Census Information:

# Children in Care During Quarter: 12

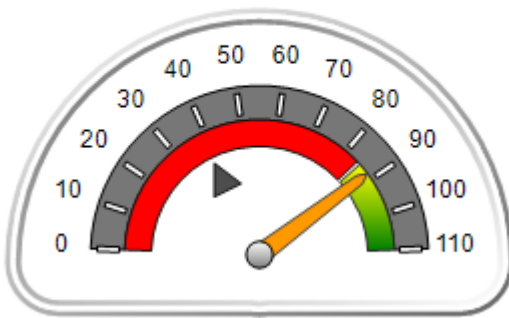
# Placements During Quarter: 12

# Children in Care On Last Day: 8

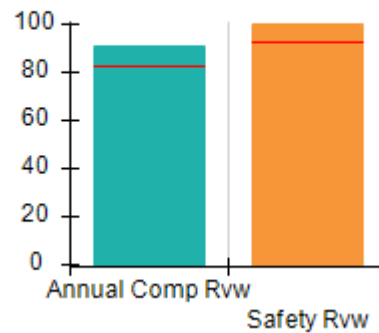
### Quarterly Provider Comparisons to All ILP/TLPs

indicates average for all ILP/TLPs

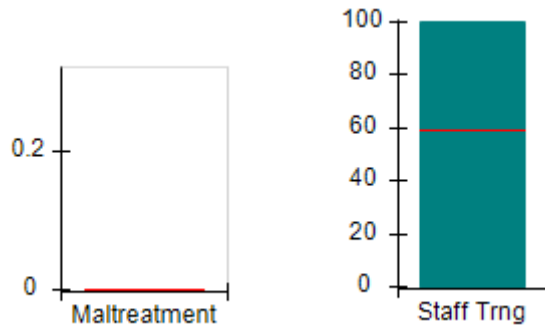
## Overall Score (%)



## OPM Monitoring Reviews (%)



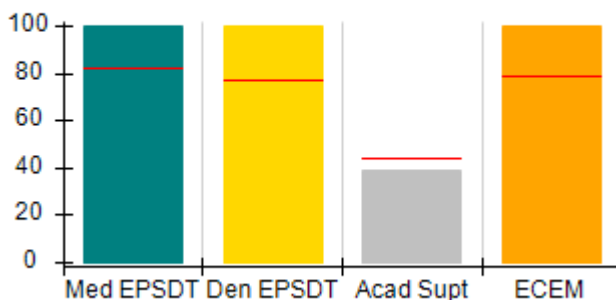
## Safety Outcomes (%)



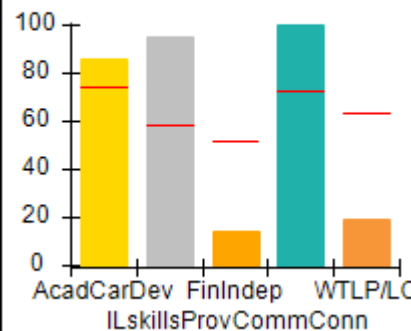
## Permanency Outcomes (%)



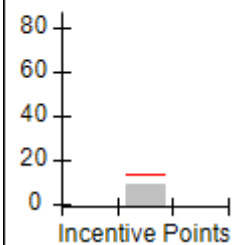
## Well-Being Outcomes (%)



## ILP/TLP Outcomes (%)



## Incentives Earned (Points)







**Performance-Based Placement Measures**  
**RBWO Provider GA+SCORECARD - ILP/TLP**

Report Quarter: Q1 FY2018

Provider/Program Name: A Change Generation - (5202) - CCI				
100 Walden Brook Drive, Lithonia, GA 30038		Quarterly Scores (Grades)		Current Quarter Score (Grade)
Phone: 470-282-3187		Q1: 88.23 (B+)	Q2: N/A	88.23% (B+)
Vendor ID# 132165		Q3: N/A	Q4: N/A	
Program Census Information:		# Children in Care During Quarter: 12	# Placements During Quarter: 12	# Children in Care On Last Day: 8
	Avg Performance All ILP/TLPs (%)	Provider Performance (%)*	Possible Points (Weight)	Provider Points Earned
<b>OPM Monitoring Reviews</b>				
Annual Comprehensive Reviews	83%	91%	15	13.64
Safety Reviews	93%	100%	5	5.00
<b>Monitoring Sub-Total</b>			<b>20</b>	<b>18.64</b>
<b>ILP/TLP Safety Outcomes</b>				
Incidence of Maltreatment	0.00%	No Substantiated Reports	3	3.00
Staff Training	59%	100%	10	10.00
<b>Safety Sub-Total</b>			<b>13</b>	<b>13.00</b>
<b>ILP/TLP Permanency Outcomes</b>				
Placement Stability	90%	83%	3	2.49
<b>Permanency Sub-Total</b>			<b>3</b>	<b>2.49</b>
<b>ILP/TLP Well-Being Outcomes</b>				
EPSDT Medical Visits	82%	100%	4	4.00
EPSDT Dental Visits	77%	100%	4	4.00
Academic Supports	44%	39%	2	0.78
Provider ECEM Visits	79%	100%	4	4.00
Placements with Siblings	21%	Not Eligible	Not Scored	Not Scored
Placements within Legal County	24%	50%	Not Scored	Not Scored
<b>Well-Being Sub-Total</b>			<b>14</b>	<b>13.78</b>
<b>ILP/TLP Specialty Outcomes</b>				
Academic/Career Development	75%	86%	10	8.60
Ind Living Skills Provision	58%	95%	15	14.25
Financial Independence	52%	14%	5	0.70
Community Connections	73%	100%	5	5.00
WTLP/Life Coach	63%	19%	15	2.85
<b>Specialty Sub-Total</b>			<b>50</b>	<b>31.40</b>
*Performance calculation descriptions can be found in the FY 2018 RBWO PBP Measurements and Standards Guide.				

**Monitoring & Outcomes: Possible Points = 100**

**Points Earned = 79.31**



## Performance-Based Placement Measures

### RBWO Provider GA+SCORECARD - ILP/TLP

Report Quarter: Q1 FY2018

<b>Score Before Incentives Credit</b>	<b>79.31%</b>
<b>Incentives Awarded</b>	<b>08.92 pts</b>
<b>PBP Verification</b>	<b>N/A pts</b>
<b>Total Score</b>	<b>88.23%</b>

Provider/Program Name: A Change Generation - (5202) - CCI				
Program Census Information:		# Children in Care During Quarter: 12	# Placements During Quarter: 12	# Children in Care On Last Day: 8
ILP/TLP Incentive Credits	Avg Performance All ILP/TLPs (Points)	Provider Performance (%)*	Possible Points (Weight)	Provider Points Earned
No DJJ or DOC Involvement		95%	5	4.75
Extended Foster Care Services		0%	5	0.00
Positive Permanency Connections		0%	5	0.00
High School Graduation/College Participation/Professional Certification		0%	20	0.00
Part-Time Employment with Medical Benefits		0%	20	0.00
Living Arrangements at Discharge		0%	20	0.00
Additional Academic Supports		6%	2	0.12
Additional IL Skills Provision		81%	5	4.05
Active Agency Accreditation		0%	4	0.00
Staff Clinical Licensure		0%	5	0.00
<b>Incentives Total</b>	<b>13.70</b>		<b>91</b>	<b>8.92</b>
*Performance calculation descriptions can be found in the FY 2018 RBWO PBP Measurements and Standards Guide.				

Child Protective Services Investigations and Dispositions		
The following investigations data, which is not used for scoring but is considered significant to a provider's performance, is from Georgia SHINES and is not considered final or complete until the end of the fiscal year.		
Total Reports:	0	
Number Screened In:	0	
Number Screened Out:	0	
Number Substantiated:	0	
Number Unsubstantiated:	0	
Number Active CPS Investigations:	0	



# Performance-Based Placement Measures

## RBWO Provider GA+SCORECARD - ILP/TLP

Report Quarter: Q1 FY2018

**Provider/Program Name: Ark Family Counseling Center, The - Lithonia PREP (5148) - CCI**

4572 Lionshead Circle, Lithonia, GA 30038

Phone: 770-593-0913

Vendor ID# 115563

Program Census Information:

# Children in Care During  
Quarter: 0# Placements During  
Quarter: 0# Children in Care On Last  
Day: 0

## Quarterly Scores (Grades)

Q1: 68.89 (D+)

Q2: N/A

Q3: N/A

Q4: N/A

Current Quarter Score  
(Grade)

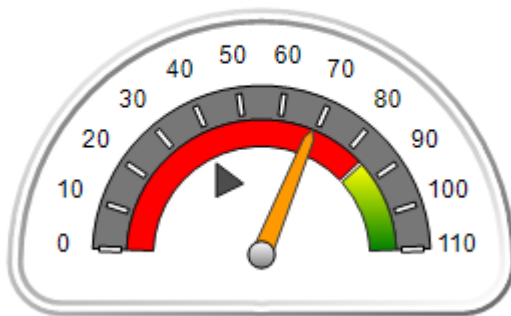
68.89%

(D+)

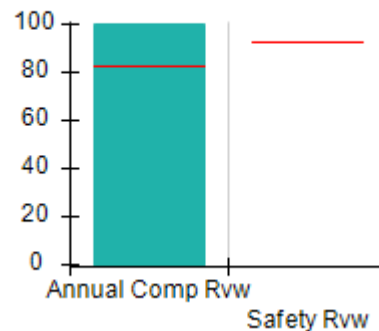
### Quarterly Provider Comparisons to All ILP/TLPs

indicates average for all ILP/TLPs

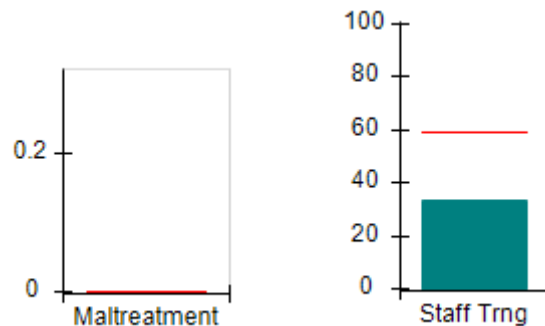
## Overall Score (%)



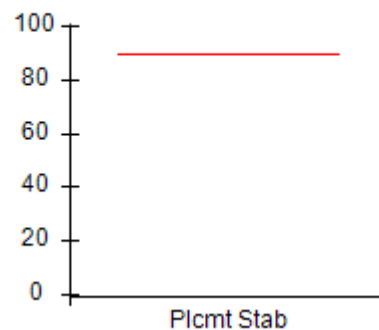
## OPM Monitoring Reviews (%)



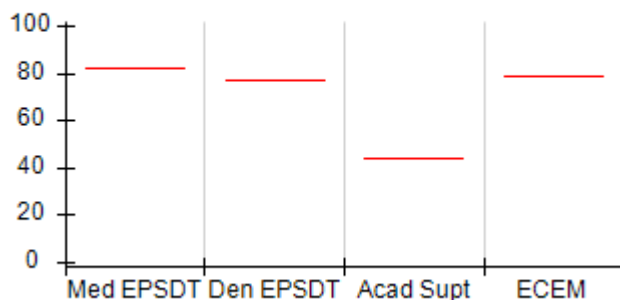
## Safety Outcomes (%)



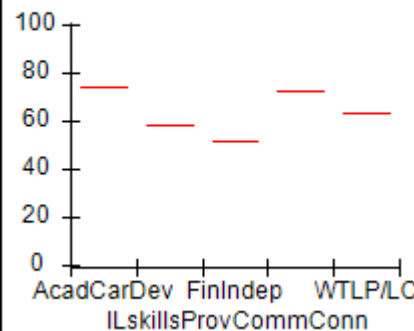
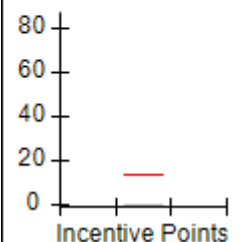
## Permanency Outcomes (%)



## Well-Being Outcomes (%)



## ILP/TLP Outcomes (%)

Incentives  
Earned  
(Points)



# Performance-Based Placement Measures

## RBWO Provider GA+SCORECARD - ILP/TLP

Report Quarter: Q1 FY2018

**Provider/Program Name: Ark Family Counseling Center, The - Lithonia PREP (5148) - CCI**

<b>4572 Lionshead Circle, Lithonia, GA 30038</b>  <b>Phone: 770-593-0913</b>  <b>Vendor ID# 115563</b>	Quarterly Scores (Grades)		Current Quarter Score (Grade)
	Q1: 68.89 (D+)	Q2: N/A	<b>68.89%</b> <b>(D+)</b>
	Q3: N/A	Q4: N/A	

Program Census Information:	# Children in Care During Quarter: 0	# Placements During Quarter: 0	# Children in Care On Last Day: 0
-----------------------------	--------------------------------------	--------------------------------	-----------------------------------

	Avg Performance All ILP/TLPs (%)	Provider Performance (%)*	Possible Points (Weight)	Provider Points Earned
--	----------------------------------	---------------------------	--------------------------	------------------------

**OPM Monitoring Reviews**

Annual Comprehensive Reviews	83%	100%	15	15.00
Safety Reviews	93%	Not Yet Conducted		
<b>Monitoring Sub-Total</b>			<b>15</b>	<b>15.00</b>

**ILP/TLP Safety Outcomes**

Incidence of Maltreatment	0.00%	Not Eligible		
Staff Training	59%	33%	13	4.29
<b>Safety Sub-Total</b>			<b>13</b>	<b>4.29</b>

**ILP/TLP Permanency Outcomes**

Placement Stability	90%	Not Eligible		
<b>Permanency Sub-Total</b>			<b>N/A</b>	

**ILP/TLP Well-Being Outcomes**

EPSDT Medical Visits	82%	Not Eligible		
EPSDT Dental Visits	77%	Not Eligible		
Academic Supports	44%	Not Eligible		
Provider ECEM Visits	79%	Not Eligible		
Placements with Siblings	21%	Not Eligible	Not Scored	Not Scored
Placements within Legal County	24%	Not Eligible	Not Scored	Not Scored
<b>Well-Being Sub-Total</b>			<b>N/A</b>	

**ILP/TLP Specialty Outcomes**

Academic/Career Development	75%	Not Eligible		
Ind Living Skills Provision	58%	Not Eligible		
Financial Independence	52%	Not Eligible		
Community Connections	73%	Not Eligible		
WTLP/Life Coach	63%	Not Eligible		
<b>Specialty Sub-Total</b>			<b>N/A</b>	

\*Performance calculation descriptions can be found in the FY 2018 RBWO PBP Measurements and Standards Guide.

<b>Monitoring &amp; Outcomes: Possible Points = 28</b>	<b>Points Earned = 19.29</b>
<b>Score Before Incentives Credit 68.89%</b>	



## Performance-Based Placement Measures

### RBWO Provider GA+SCORECARD - ILP/TLP

Report Quarter: Q1 FY2018

<b>Incentives Awarded</b>	<b>00.00 pts</b>
<b>PBP Verification</b>	<b>N/A pts</b>
<b>Total Score</b>	<b>68.89%</b>

#### Provider/Program Name: Ark Family Counseling Center, The - Lithonia PREP (5148) - CCI

Program Census Information:		# Children in Care During Quarter: 0	# Placements During Quarter: 0	# Children in Care On Last Day: 0
ILP/TLP Incentive Credits	Avg Performance All ILP/TLPs (Points)	Provider Performance (%)*	Possible Points (Weight)	Provider Points Earned
No DJJ or DOC Involvement		Not Eligible	5	
Extended Foster Care Services		Not Eligible	5	
Positive Permanency Connections		Not Eligible	5	
High School Graduation/College Participation/Professional Certification		Not Eligible	20	
Part-Time Employment with Medical Benefits		Not Eligible	20	
Living Arrangements at Discharge		Not Eligible	20	
Additional Academic Supports		Not Eligible	2	
Additional IL Skills Provision		Not Eligible	5	
Active Agency Accreditation		0%	4	0.00
Staff Clinical Licensure		0%	5	0.00
<b>Incentives Total</b>	<b>13.70</b>		<b>91</b>	<b>0.00</b>

\*Performance calculation descriptions can be found in the FY 2018 RBWO PBP Measurements and Standards Guide.

#### Child Protective Services Investigations and Dispositions

The following investigations data, which is not used for scoring but is considered significant to a provider's performance, is from Georgia SHINES and is not considered final or complete until the end of the fiscal year.

Total Reports:	0	
Number Screened In:	0	
Number Screened Out:	0	
Number Substantiated:	0	
Number Unsubstantiated:	0	
Number Active CPS Investigations:	0	



# Performance-Based Placement Measures

## RBWO Provider GA+SCORECARD - ILP/TLP

Report Quarter: Q1 FY2018

**Provider/Program Name: Atlanta Mentoring Coalition - (5273) - CCI**

 100 Brook Haven Circle, Fort Oglethorpe, GA  
 30742

Phone: 404-781-9437

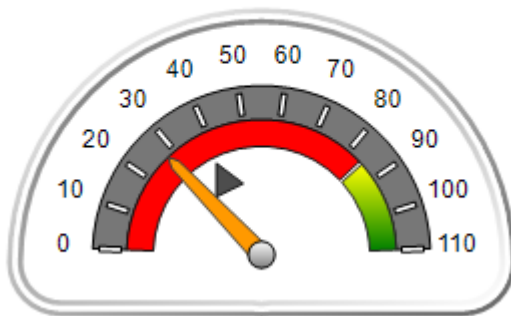
Vendor ID# 144501

Quarterly Scores (Grades)	Current Quarter Score (Grade)	
	Q1: 27.65 (F)	Q2: N/A
	Q3: N/A	Q4: N/A
		<b>27.65%</b> <b>(F)</b>
Program Census Information:	# Children in Care During Quarter: 8	# Placements During Quarter: 8
		# Children in Care On Last Day: 8

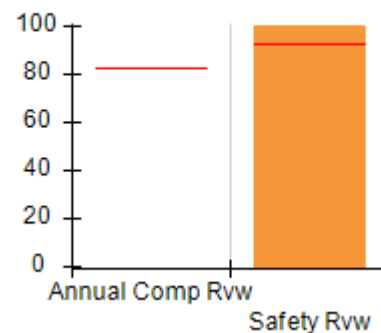
### Quarterly Provider Comparisons to All ILP/TLPs

indicates average for all ILP/TLPs

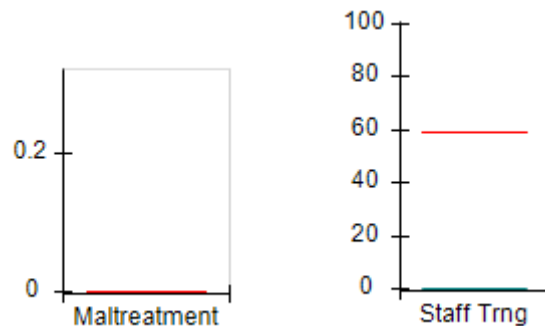
Overall Score (%)



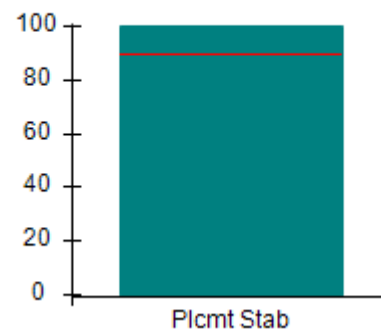
OPM Monitoring Reviews (%)



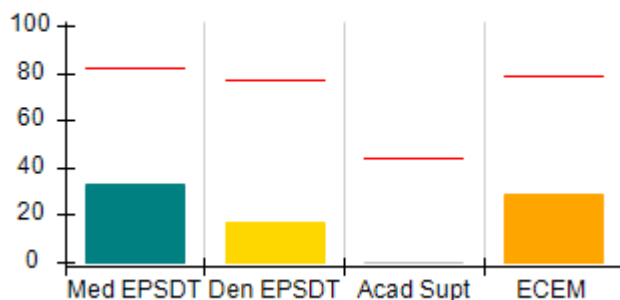
Safety Outcomes (%)



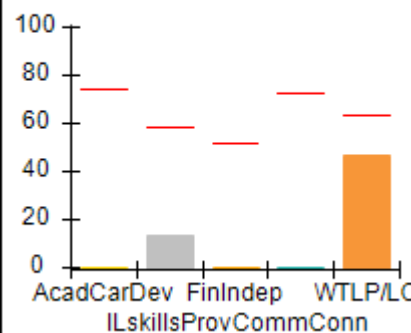
Permanency Outcomes (%)



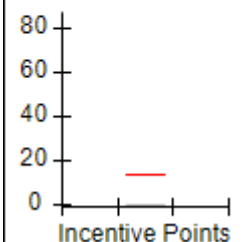
Well-Being Outcomes (%)



ILP/TLP Outcomes (%)



Incentives Earned (Points)





## Performance-Based Placement Measures

### RBWO Provider GA+SCORECARD - ILP/TLP

Report Quarter: Q1 FY2018

<b>Provider/Program Name: Atlanta Mentoring Coalition - (5273) - CCI</b>				
<b>100 Brook Haven Circle, Fort Oglethorpe, GA 30742</b>  <b>Phone: 404-781-9437</b>  <b>Vendor ID# 144501</b>		<b>Quarterly Scores (Grades)</b>		<b>Current Quarter Score (Grade)</b>
		<b>Q1: 27.65 (F)</b>	<b>Q2: N/A</b>	<b>27.65% (F)</b>
		<b>Q3: N/A</b>	<b>Q4: N/A</b>	
Program Census Information:		# Children in Care During Quarter: 8	# Placements During Quarter: 8	# Children in Care On Last Day: 8
	<b>Avg Performance All ILP/TLPs (%)</b>	<b>Provider Performance (%)*</b>	<b>Possible Points (Weight)</b>	<b>Provider Points Earned</b>
<b>OPM Monitoring Reviews</b>				
Annual Comprehensive Reviews	83%	Not Yet Conducted		
Safety Reviews	93%	100%	5	5.00
<b>Monitoring Sub-Total</b>			<b>5</b>	<b>5.00</b>
<b>ILP/TLP Safety Outcomes</b>				
Incidence of Maltreatment	0.00%	No Substantiated Reports	3	3.00
Staff Training	59%	0%	10	0.00
<b>Safety Sub-Total</b>			<b>13</b>	<b>3.00</b>
<b>ILP/TLP Permanency Outcomes</b>				
Placement Stability	90%	100%	3	3.00
<b>Permanency Sub-Total</b>			<b>3</b>	<b>3.00</b>
<b>ILP/TLP Well-Being Outcomes</b>				
EPSDT Medical Visits	82%	33%	4	1.32
EPSDT Dental Visits	77%	17%	4	0.68
Academic Supports	44%	0%	2	0.00
Provider ECEM Visits	79%	29%	4	1.16
Placements with Siblings	21%	0%	Not Scored	Not Scored
Placements within Legal County	24%	33%	Not Scored	Not Scored
<b>Well-Being Sub-Total</b>			<b>14</b>	<b>3.50</b>
<b>ILP/TLP Specialty Outcomes</b>				
Academic/Career Development	75%	0%	10	0.00
Ind Living Skills Provision	58%	13%	15	1.95
Financial Independence	52%	0%	5	0.00
Community Connections	73%	0%	5	0.00
WTLP/Life Coach	63%	47%	15	7.05
<b>Specialty Sub-Total</b>			<b>50</b>	<b>9.00</b>
*Performance calculation descriptions can be found in the FY 2018 RBWO PBP Measurements and Standards Guide.				

**Monitoring & Outcomes: Possible Points = 85**
**Points Earned = 23.50**

**Performance-Based Placement Measures**  
**RBWO Provider GA+SCORECARD - ILP/TLP**

Report Quarter: Q1 FY2018

<b>Score Before Incentives Credit</b>	<b>27.65%</b>
<b>Incentives Awarded</b>	<b>00.00 pts</b>
<b>PBP Verification</b>	<b>N/A pts</b>
<b>Total Score</b>	<b>27.65%</b>

Provider/Program Name: Atlanta Mentoring Coalition - (5273) - CCI				
Program Census Information:		# Children in Care During Quarter: 8	# Placements During Quarter: 8	# Children in Care On Last Day: 8
ILP/TLP Incentive Credits	Avg Performance All ILP/TLPs (Points)	Provider Performance (%)*	Possible Points (Weight)	Provider Points Earned
No DJJ or DOC Involvement		0%	5	0.00
Extended Foster Care Services		Not Eligible	5	
Positive Permanency Connections		0%	5	0.00
High School Graduation/College Participation/Professional Certification		0%	20	0.00
Part-Time Employment with Medical Benefits		Not Eligible	20	
Living Arrangements at Discharge		Not Eligible	20	
Additional Academic Supports		0%	2	0.00
Additional IL Skills Provision		0%	5	0.00
Active Agency Accreditation		0%	4	0.00
Staff Clinical Licensure		0%	5	0.00
<b>Incentives Total</b>	<b>13.70</b>		<b>91</b>	<b>0.00</b>
*Performance calculation descriptions can be found in the FY 2018 RBWO PBP Measurements and Standards Guide.				

**Child Protective Services Investigations and Dispositions**

The following investigations data, which is not used for scoring but is considered significant to a provider's performance, is from Georgia SHINES and is not considered final or complete until the end of the fiscal year.

Total Reports:	0	
Number Screened In:	0	
Number Screened Out:	0	
Number Substantiated:	0	
Number Unsubstantiated:	0	
Number Active CPS Investigations:	0	





# Performance-Based Placement Measures

## RBWO Provider GA+SCORECARD - ILP/TLP

Report Quarter: Q1 FY2018

**Provider/Program Name: Carl Malone Foundation, Inc. - Mercy's Door IV (5142) - CCI**

805 Happy St, Dalton, GA 30721

Phone: 706-277-4883

Vendor ID# 115539

## Quarterly Scores (Grades)

Q1: 94.52 (A)

Q2: N/A

Q3: N/A

Q4: N/A

## Current Quarter Score (Grade)

94.52%

(A)

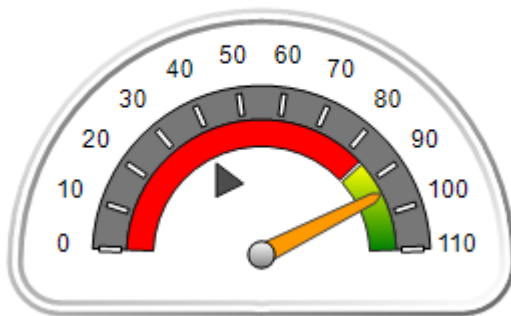
Program Census Information:

# Children in Care During  
Quarter: 3# Placements During  
Quarter: 3# Children in Care On Last  
Day: 3

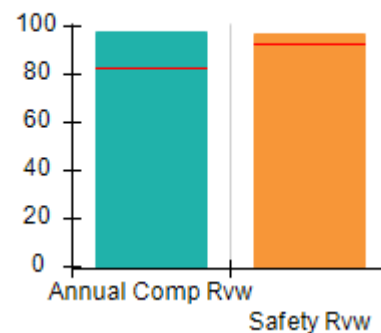
### Quarterly Provider Comparisons to All ILP/TLPs

indicates average for all ILP/TLPs

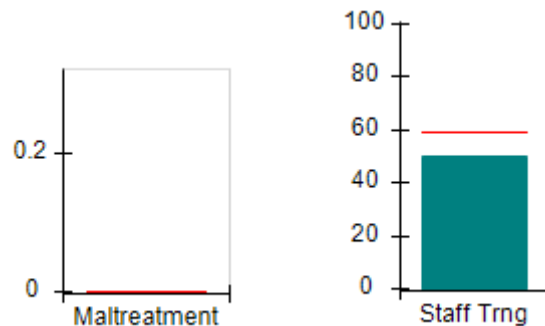
## Overall Score (%)



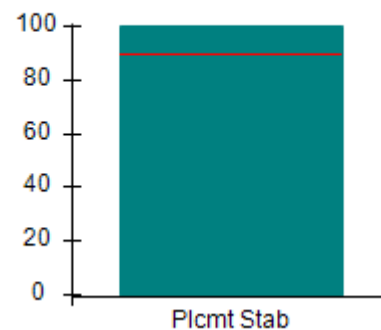
## OPM Monitoring Reviews (%)



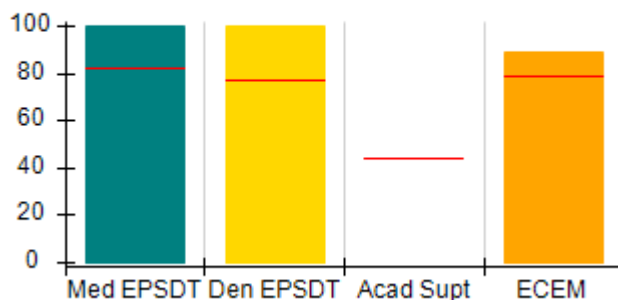
## Safety Outcomes (%)



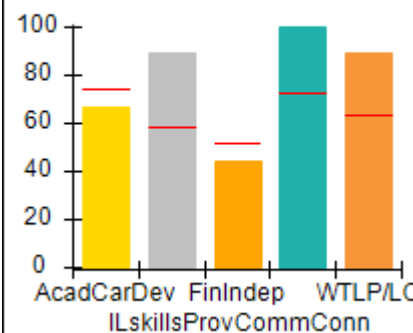
## Permanency Outcomes (%)



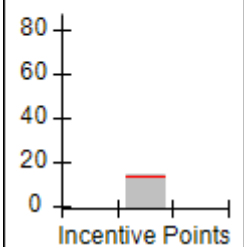
## Well-Being Outcomes (%)



## ILP/TLP Outcomes (%)



## Incentives Earned (Points)





**Performance-Based Placement Measures**  
**RBWO Provider GA+SCORECARD - ILP/TLP**

**Report Quarter: Q1 FY2018**

<b>Provider/Program Name: Carl Malone Foundation, Inc. - Mercy's Door IV (5142) - CCI</b>				
<b>805 Happy St, Dalton, GA 30721</b>		<b>Quarterly Scores (Grades)</b>		<b>Current Quarter Score (Grade)</b>
<b>Phone: 706-277-4883</b>		<b>Q1: 94.52 (A)</b>	<b>Q2: N/A</b>	<b>94.52% (A)</b>
<b>Vendor ID# 115539</b>		<b>Q3: N/A</b>	<b>Q4: N/A</b>	
Program Census Information:		# Children in Care During Quarter: 3	# Placements During Quarter: 3	# Children in Care On Last Day: 3
	<b>Avg Performance All ILP/TLPs (%)</b>	<b>Provider Performance (%)*</b>	<b>Possible Points (Weight)</b>	<b>Provider Points Earned</b>
<b>OPM Monitoring Reviews</b>				
Annual Comprehensive Reviews	83%	97%	15	14.60
Safety Reviews	93%	97%	5	4.83
<b>Monitoring Sub-Total</b>			<b>20</b>	<b>19.43</b>
<b>ILP/TLP Safety Outcomes</b>				
Incidence of Maltreatment	0.00%	No Substantiated Reports	3	3.00
Staff Training	59%	50%	10	5.00
<b>Safety Sub-Total</b>			<b>13</b>	<b>8.00</b>
<b>ILP/TLP Permanency Outcomes</b>				
Placement Stability	90%	100%	3	3.00
<b>Permanency Sub-Total</b>			<b>3</b>	<b>3.00</b>
<b>ILP/TLP Well-Being Outcomes</b>				
EPSDT Medical Visits	82%	100%	4.7	4.55
EPSDT Dental Visits	77%	100%	4.7	4.55
Academic Supports	44%	Not Eligible		
Provider ECEM Visits	79%	89%	4.7	4.15
Placements with Siblings	21%	Not Eligible	Not Scored	Not Scored
Placements within Legal County	24%	Not Eligible	Not Scored	Not Scored
<b>Well-Being Sub-Total</b>			<b>14</b>	<b>13.49</b>
<b>ILP/TLP Specialty Outcomes</b>				
Academic/Career Development	75%	67%	10	6.70
Ind Living Skills Provision	58%	89%	15	13.35
Financial Independence	52%	44%	5	2.20
Community Connections	73%	100%	5	5.00
WTLP/Life Coach	63%	89%	15	13.35
<b>Specialty Sub-Total</b>			<b>50</b>	<b>40.60</b>
*Performance calculation descriptions can be found in the FY 2018 RBWO PBP Measurements and Standards Guide.				

<b>Monitoring &amp; Outcomes: Possible Points = 100</b>	<b>Points Earned = 84.52</b>
---	------------------------------



## Performance-Based Placement Measures

### RBWO Provider GA+SCORECARD - ILP/TLP

Report Quarter: Q1 FY2018

<b>Score Before Incentives Credit</b>	<b>84.52%</b>
<b>Incentives Awarded</b>	<b>10.00 pts</b>
<b>PBP Verification</b>	<b>N/A pts</b>
<b>Total Score</b>	<b>94.52%</b>

Provider/Program Name: Carl Malone Foundation, Inc. - Mercy's Door IV (5142) - CCI				
Program Census Information:		# Children in Care During Quarter: 3	# Placements During Quarter: 3	# Children in Care On Last Day: 3
ILP/TLP Incentive Credits	Avg Performance All ILP/TLPs (Points)	Provider Performance (%)*	Possible Points (Weight)	Provider Points Earned
No DJJ or DOC Involvement		67%	5	3.35
Extended Foster Care Services		0%	5	0.00
Positive Permanency Connections		33%	5	1.65
High School Graduation/College Participation/Professional Certification		33%	20	6.60
Part-Time Employment with Medical Benefits		Not Eligible	20	
Living Arrangements at Discharge		Not Eligible	20	
Additional Academic Supports		Not Eligible	2	
Additional IL Skills Provision		56%	5	2.80
Active Agency Accreditation		0%	4	0.00
Staff Clinical Licensure		0%	5	0.00
<b>Incentives Total</b>	<b>13.70</b>		<b>91</b>	<b>14.40</b>
*Performance calculation descriptions can be found in the FY 2018 RBWO PBP Measurements and Standards Guide.				

Child Protective Services Investigations and Dispositions		
The following investigations data, which is not used for scoring but is considered significant to a provider's performance, is from Georgia SHINES and is not considered final or complete until the end of the fiscal year.		
Total Reports:	0	
Number Screened In:	0	
Number Screened Out:	0	
Number Substantiated:	0	
Number Unsubstantiated:	0	
Number Active CPS Investigations:	0	



## Performance-Based Placement Measures RBWO Provider GA+SCORECARD - ILP/TLP

Report Quarter: Q1 FY2018

**Provider/Program Name: Carrie Steele-Pitts Home, Inc. - TLP (5129) - CCI**

667 Fairburn Rd., NW, Atlanta, GA 30331

Phone: 404-691-5187

Vendor ID# 109513

Program Census Information:

# Children in Care During  
Quarter: 4

# Placements During  
Quarter: 4

# Children in Care On Last  
Day: 3

Quarterly Scores (Grades)

Q1: 65.87 (D)

Q2: N/A

Q3: N/A

Q4: N/A

Current Quarter Score  
(Grade)

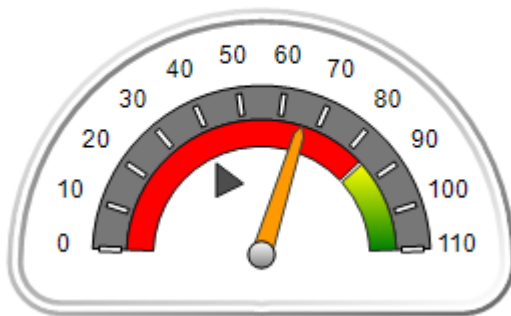
65.87%

(D)

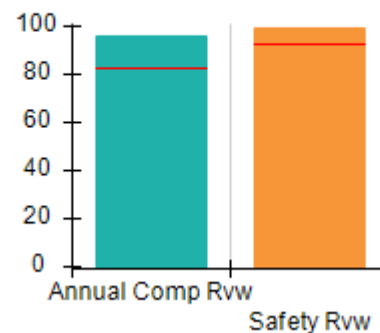
### Quarterly Provider Comparisons to All ILP/TLPs

▼ indicates average for all ILP/TLPs

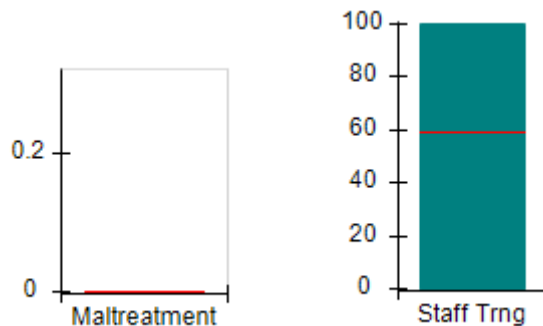
Overall Score (%)



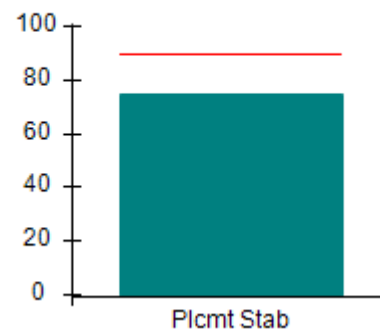
OPM Monitoring Reviews (%)



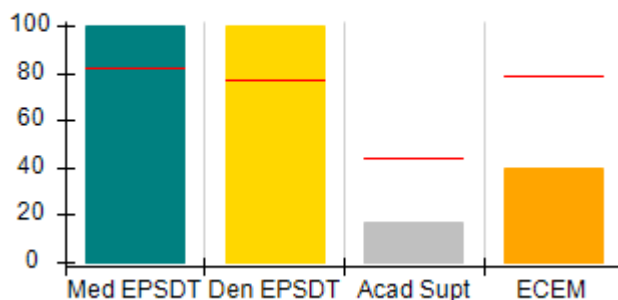
Safety Outcomes (%)



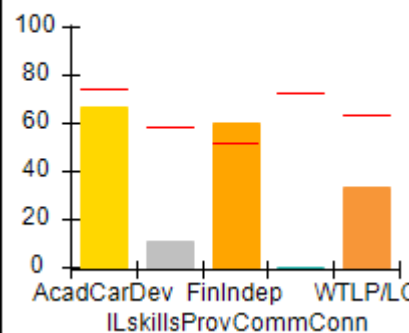
Permanency Outcomes (%)



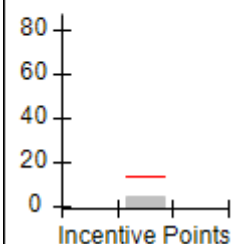
Well-Being Outcomes (%)



ILP/TLP Outcomes (%)



Incentives  
Earned  
(Points)





## Performance-Based Placement Measures

### RBWO Provider GA+SCORECARD - ILP/TLP

Report Quarter: Q1 FY2018

<b>Provider/Program Name: Carrie Steele-Pitts Home, Inc. - TLP (5129) - CCI</b>				
<b>667 Fairburn Rd., NW, Atlanta, GA 30331</b>  <b>Phone: 404-691-5187</b>  <b>Vendor ID# 109513</b>		<b>Quarterly Scores (Grades)</b>		<b>Current Quarter Score (Grade)</b>
		<b>Q1: 65.87 (D)</b>	<b>Q2: N/A</b>	<b>65.87% (D)</b>
		<b>Q3: N/A</b>	<b>Q4: N/A</b>	
Program Census Information:		# Children in Care During Quarter: 4	# Placements During Quarter: 4	# Children in Care On Last Day: 3
	<b>Avg Performance All ILP/TLPs (%)</b>	<b>Provider Performance (%)*</b>	<b>Possible Points (Weight)</b>	<b>Provider Points Earned</b>
<b>OPM Monitoring Reviews</b>				
Annual Comprehensive Reviews	83%	96%	15	14.35
Safety Reviews	93%	99%	5	4.97
<b>Monitoring Sub-Total</b>			<b>20</b>	<b>19.32</b>
<b>ILP/TLP Safety Outcomes</b>				
Incidence of Maltreatment	0.00%	Not Eligible		
Staff Training	59%	100%	13	13.00
<b>Safety Sub-Total</b>			<b>13</b>	<b>13.00</b>
<b>ILP/TLP Permanency Outcomes</b>				
Placement Stability	90%	75%	3	2.25
<b>Permanency Sub-Total</b>			<b>3</b>	<b>2.25</b>
<b>ILP/TLP Well-Being Outcomes</b>				
EPSDT Medical Visits	82%	100%	4	4.00
EPSDT Dental Visits	77%	100%	4	4.00
Academic Supports	44%	17%	2	0.34
Provider ECEM Visits	79%	40%	4	1.60
Placements with Siblings	21%	Not Eligible	Not Scored	Not Scored
Placements within Legal County	24%	0%	Not Scored	Not Scored
<b>Well-Being Sub-Total</b>			<b>14</b>	<b>10.60</b>
<b>ILP/TLP Specialty Outcomes</b>				
Academic/Career Development	75%	67%	10	6.70
Ind Living Skills Provision	58%	11%	15	1.65
Financial Independence	52%	60%	5	3.00
Community Connections	73%	0%	5	0.00
WTLP/Life Coach	63%	33%	15	4.95
<b>Specialty Sub-Total</b>			<b>50</b>	<b>16.30</b>
*Performance calculation descriptions can be found in the FY 2018 RBWO PBP Measurements and Standards Guide.				
<b>Monitoring &amp; Outcomes: Possible Points = 100</b>			<b>Points Earned = 61.47</b>	
<b>Score Before Incentives Credit</b>			<b>61.47%</b>	

**Performance-Based Placement Measures**  
**RBWO Provider GA+SCORECARD - ILP/TLP**

Report Quarter: Q1 FY2018

Incentives Awarded	04.40 pts
PBP Verification	N/A pts
<b>Total Score</b>	<b>65.87%</b>

**Provider/Program Name: Carrie Steele-Pitts Home, Inc. - TLP (5129) - CCI**

Program Census Information:		# Children in Care During Quarter: 4	# Placements During Quarter: 4	# Children in Care On Last Day: 3
ILP/TLP Incentive Credits	Avg Performance All ILP/TLPs (Points)	Provider Performance (%)*	Possible Points (Weight)	Provider Points Earned
No DJJ or DOC Involvement		67%	5	3.35
Extended Foster Care Services		Not Eligible	5	
Positive Permanency Connections		0%	5	0.00
High School Graduation/College Participation/Professional Certification		0%	20	0.00
Part-Time Employment with Medical Benefits		0%	20	0.00
Living Arrangements at Discharge		0%	20	0.00
Additional Academic Supports		0%	2	0.00
Additional IL Skills Provision		11%	5	0.55
Active Agency Accreditation		0%	4	0.00
Staff Clinical Licensure		10%	5	0.50
<b>Incentives Total</b>	<b>13.70</b>		<b>91</b>	<b>4.40</b>

\*Performance calculation descriptions can be found in the FY 2018 RBWO PBP Measurements and Standards Guide.

**Child Protective Services Investigations and Dispositions**

The following investigations data, which is not used for scoring but is considered significant to a provider's performance, is from Georgia SHINES and is not considered final or complete until the end of the fiscal year.

Total Reports:	0	
Number Screened In:	0	
Number Screened Out:	0	
Number Substantiated:	0	
Number Unsubstantiated:	0	
Number Active CPS Investigations:	0	



# Performance-Based Placement Measures

## RBWO Provider GA+SCORECARD - ILP/TLP

Report Quarter: Q1 FY2018

**Provider/Program Name: Center for Children and Young Adults, The - Connections ILP (5220) - CCI**

2121 Windy Hill Rd., Marietta, GA 30060

Phone: 770-485-1625

Vendor ID# 138975

Quarterly Scores (Grades)		Current Quarter Score (Grade)
Q1: 80.73 (B-)	Q2: N/A	80.73% (B-)
Q3: N/A	Q4: N/A	

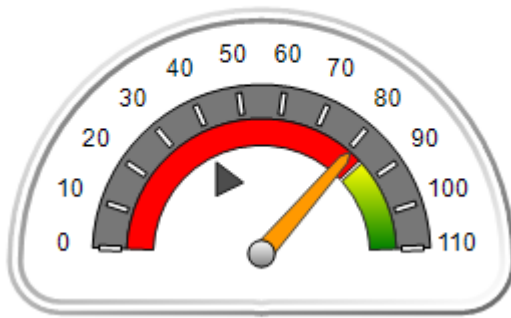
Program Census Information:

# Children in Care During  
Quarter: 3# Placements During  
Quarter: 3# Children in Care On Last  
Day: 3

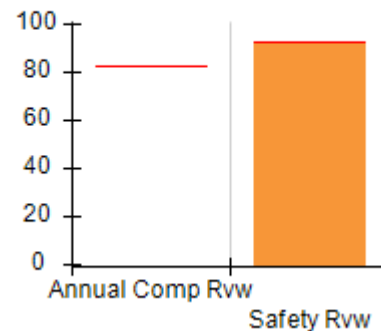
### Quarterly Provider Comparisons to All ILP/TLPs

indicates average for all ILP/TLPs

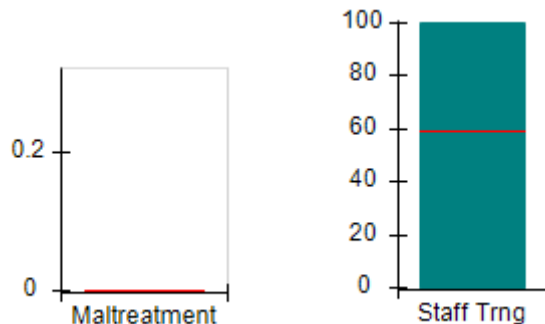
Overall Score (%)



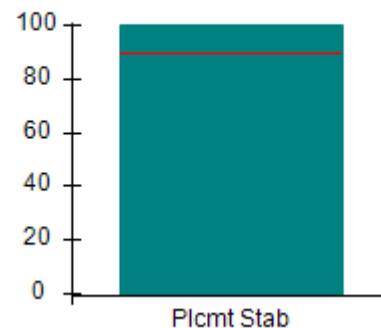
OPM Monitoring Reviews (%)



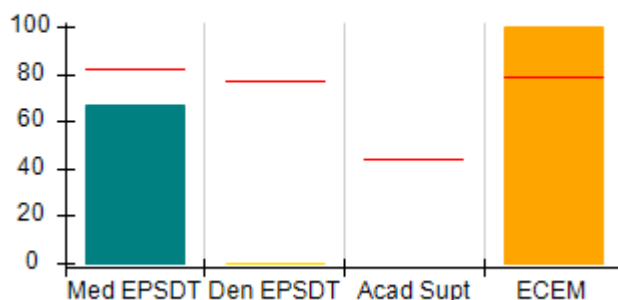
Safety Outcomes (%)



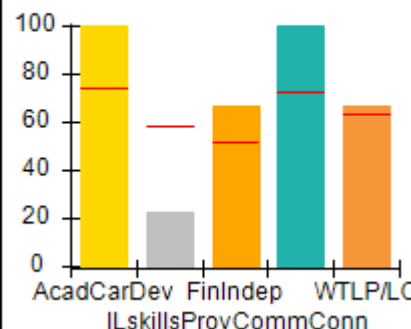
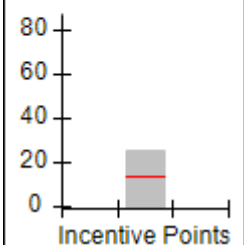
Permanency Outcomes (%)



Well-Being Outcomes (%)



ILP/TLP Outcomes (%)

Incentives  
Earned  
(Points)



## Performance-Based Placement Measures

### RBWO Provider GA+SCORECARD - ILP/TLP

Report Quarter: Q1 FY2018

Provider/Program Name: Center for Children and Young Adults, The - Connections ILP (5220) - CCI				
2121 Windy Hill Rd., Marietta, GA 30060		Quarterly Scores (Grades)		Current Quarter Score (Grade)
Phone: 770-485-1625		Q1: 80.73 (B-)	Q2: N/A	80.73% (B-)
Vendor ID# 138975		Q3: N/A	Q4: N/A	
Program Census Information:		# Children in Care During Quarter: 3	# Placements During Quarter: 3	# Children in Care On Last Day: 3
	Avg Performance All ILP/TLPs (%)	Provider Performance (%)*	Possible Points (Weight)	Provider Points Earned
<b>OPM Monitoring Reviews</b>				
Annual Comprehensive Reviews	83%	Not Yet Conducted		
Safety Reviews	93%	93%	5	4.63
<b>Monitoring Sub-Total</b>			<b>5</b>	<b>4.63</b>
<b>ILP/TLP Safety Outcomes</b>				
Incidence of Maltreatment	0.00%	Not Eligible		
Staff Training	59%	100%	13	13.00
<b>Safety Sub-Total</b>			<b>13</b>	<b>13.00</b>
<b>ILP/TLP Permanency Outcomes</b>				
Placement Stability	90%	100%	3	3.00
<b>Permanency Sub-Total</b>			<b>3</b>	<b>3.00</b>
<b>ILP/TLP Well-Being Outcomes</b>				
EPSDT Medical Visits	82%	67%	4.7	3.05
EPSDT Dental Visits	77%	0%	4.7	0.00
Academic Supports	44%	Not Eligible		
Provider ECEM Visits	79%	100%	4.7	4.67
Placements with Siblings	21%	100%	Not Scored	Not Scored
Placements within Legal County	24%	Not Eligible	Not Scored	Not Scored
<b>Well-Being Sub-Total</b>			<b>14</b>	<b>7.79</b>
<b>ILP/TLP Specialty Outcomes</b>				
Academic/Career Development	75%	100%	10	10.00
Ind Living Skills Provision	58%	22%	15	3.30
Financial Independence	52%	67%	5	3.35
Community Connections	73%	100%	5	5.00
WTLP/Life Coach	63%	67%	15	10.05
<b>Specialty Sub-Total</b>			<b>50</b>	<b>31.70</b>
*Performance calculation descriptions can be found in the FY 2018 RBWO PBP Measurements and Standards Guide.				

**Monitoring & Outcomes: Possible Points = 85**

**Points Earned = 60.12**

**Score Before Incentives Credit**

**70.73%**





## Performance-Based Placement Measures

### RBWO Provider GA+SCORECARD - ILP/TLP

Report Quarter: Q1 FY2018

<b>Incentives Awarded</b>	<b>10.00 pts</b>
<b>PBP Verification</b>	<b>N/A pts</b>
<b>Total Score</b>	<b>80.73%</b>

#### Provider/Program Name: Center for Children and Young Adults, The - Connections ILP (5220) - CCI

Program Census Information:		# Children in Care During Quarter: 3	# Placements During Quarter: 3	# Children in Care On Last Day: 3
ILP/TLP Incentive Credits	Avg Performance All ILP/TLPs (Points)	Provider Performance (%)*	Possible Points (Weight)	Provider Points Earned
No DJJ or DOC Involvement		100%	5	5.00
Extended Foster Care Services		Not Eligible	5	
Positive Permanency Connections		0%	5	0.00
High School Graduation/College Participation/Professional Certification		100%	20	20.00
Part-Time Employment with Medical Benefits		Not Eligible	20	
Living Arrangements at Discharge		Not Eligible	20	
Additional Academic Supports		Not Eligible	2	
Additional IL Skills Provision		0%	5	0.00
Active Agency Accreditation		0%	4	0.00
Staff Clinical Licensure		0%	5	0.00
<b>Incentives Total</b>	<b>13.70</b>		<b>91</b>	<b>25.00</b>

\*Performance calculation descriptions can be found in the FY 2018 RBWO PBP Measurements and Standards Guide.

#### Child Protective Services Investigations and Dispositions

The following investigations data, which is not used for scoring but is considered significant to a provider's performance, is from Georgia SHINES and is not considered final or complete until the end of the fiscal year.

Total Reports:	0	
Number Screened In:	0	
Number Screened Out:	0	
Number Substantiated:	0	
Number Unsubstantiated:	0	
Number Active CPS Investigations:	0	

**Performance-Based Placement Measures**  
**RBWO Provider GA+SCORECARD - ILP/TLP**

Report Quarter: Q1 FY2018

**Provider/Program Name: Center for Children and Young Adults, The - Life Works TLP (580) - CCI**

2221 Austell Rd., Marietta, GA 30008

Phone: 770-485-1625

Vendor ID# 35263

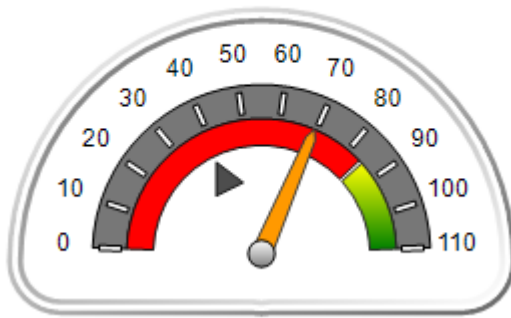
Quarterly Scores (Grades)		Current Quarter Score (Grade)
Q1: 69.47 (D+)	Q2: N/A	69.47% (D+)
Q3: N/A	Q4: N/A	

Program Census Information:

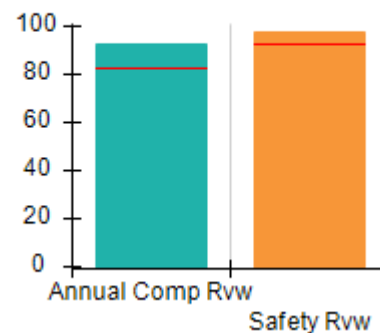
# Children in Care During  
Quarter: 23# Placements During  
Quarter: 23# Children in Care On Last  
Day: 17**Quarterly Provider Comparisons to All ILP/TLPs**

▼ — indicates average for all ILP/TLPs

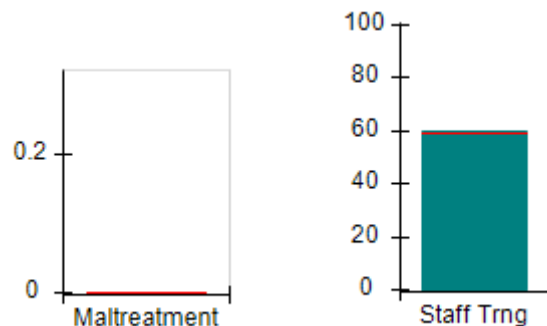
Overall Score (%)



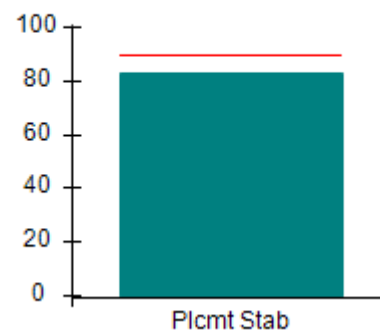
OPM Monitoring Reviews (%)



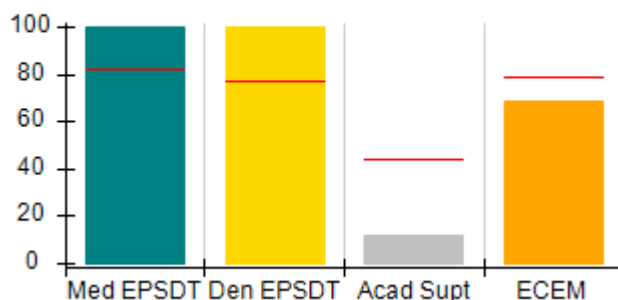
Safety Outcomes (%)



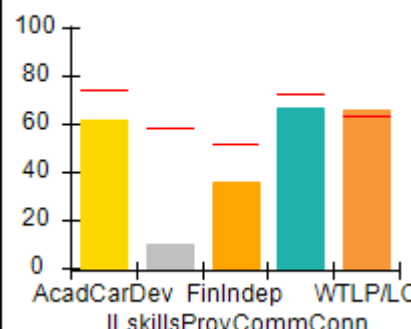
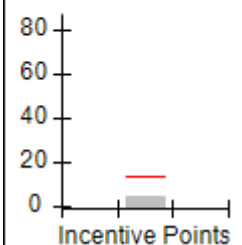
Permanency Outcomes (%)



Well-Being Outcomes (%)



ILP/TLP Outcomes (%)

Incentives  
Earned  
(Points)



**Performance-Based Placement Measures**  
**RBWO Provider GA+SCORECARD - ILP/TLP**

**Report Quarter: Q1 FY2018**

Provider/Program Name: Center for Children and Young Adults, The - Life Works TLP (580) - CCI				
2221 Austell Rd., Marietta, GA 30008		Quarterly Scores (Grades)		Current Quarter Score (Grade)
Phone: 770-485-1625		Q1: 69.47 (D+)	Q2: N/A	69.47% (D+)
Vendor ID# 35263		Q3: N/A	Q4: N/A	
Program Census Information:		# Children in Care During Quarter: 23	# Placements During Quarter: 23	# Children in Care On Last Day: 17
	Avg Performance All ILP/TLPs (%)	Provider Performance (%)*	Possible Points (Weight)	Provider Points Earned
<b>OPM Monitoring Reviews</b>				
Annual Comprehensive Reviews	83%	93%	15	13.91
Safety Reviews	93%	97%	5	4.87
<b>Monitoring Sub-Total</b>			<b>20</b>	<b>18.78</b>
<b>ILP/TLP Safety Outcomes</b>				
Incidence of Maltreatment	0.00%	No Substantiated Reports	3	3.00
Staff Training	59%	60%	10	6.00
<b>Safety Sub-Total</b>			<b>13</b>	<b>9.00</b>
<b>ILP/TLP Permanency Outcomes</b>				
Placement Stability	90%	83%	3	2.49
<b>Permanency Sub-Total</b>			<b>3</b>	<b>2.49</b>
<b>ILP/TLP Well-Being Outcomes</b>				
EPSDT Medical Visits	82%	100%	4	4.00
EPSDT Dental Visits	77%	100%	4	4.00
Academic Supports	44%	12%	2	0.24
Provider ECEM Visits	79%	69%	4	2.76
Placements with Siblings	21%	44%	Not Scored	Not Scored
Placements within Legal County	24%	75%	Not Scored	Not Scored
<b>Well-Being Sub-Total</b>			<b>14</b>	<b>11.70</b>
<b>ILP/TLP Specialty Outcomes</b>				
Academic/Career Development	75%	62%	10	6.20
Ind Living Skills Provision	58%	10%	15	1.50
Financial Independence	52%	36%	5	1.80
Community Connections	73%	67%	5	3.35
WTLP/Life Coach	63%	66%	15	9.90
<b>Specialty Sub-Total</b>			<b>50</b>	<b>22.75</b>
*Performance calculation descriptions can be found in the FY 2018 RBWO PBP Measurements and Standards Guide.				

**Monitoring & Outcomes: Possible Points = 100**

**Points Earned = 64.72**



# Performance-Based Placement Measures RBWO Provider GA+SCORECARD - ILP/TLP

Report Quarter: Q1 FY2018

<b>Score Before Incentives Credit</b>	<b>64.72%</b>
<b>Incentives Awarded</b>	<b>04.75 pts</b>
<b>PBP Verification</b>	<b>N/A pts</b>
<b>Total Score</b>	<b>69.47%</b>

## Provider/Program Name: Center for Children and Young Adults, The - Life Works TLP (580) - CCI

Program Census Information:		# Children in Care During Quarter: 23	# Placements During Quarter: 23	# Children in Care On Last Day: 17
ILP/TLP Incentive Credits	Avg Performance All ILP/TLPs (Points)	Provider Performance (%)*	Possible Points (Weight)	Provider Points Earned
No DJJ or DOC Involvement		60%	5	3.00
Extended Foster Care Services		33%	5	1.65
Positive Permanency Connections		0%	5	0.00
High School Graduation/College Participation/Professional Certification		0%	20	0.00
Part-Time Employment with Medical Benefits		0%	20	0.00
Living Arrangements at Discharge		0%	20	0.00
Additional Academic Supports		0%	2	0.00
Additional IL Skills Provision		2%	5	0.10
Active Agency Accreditation		0%	4	0.00
Staff Clinical Licensure		0%	5	0.00
<b>Incentives Total</b>	<b>13.70</b>		<b>91</b>	<b>4.75</b>

\*Performance calculation descriptions can be found in the FY 2018 RBWO PBP Measurements and Standards Guide.

## Child Protective Services Investigations and Dispositions

The following investigations data, which is not used for scoring but is considered significant to a provider's performance, is from Georgia SHINES and is not considered final or complete until the end of the fiscal year.

Total Reports:	0	
Number Screened In:	0	
Number Screened Out:	0	
Number Substantiated:	0	
Number Unsubstantiated:	0	
Number Active CPS Investigations:	0	



# Performance-Based Placement Measures

## RBWO Provider GA+SCORECARD - ILP/TLP

Report Quarter: Q1 FY2018

**Provider/Program Name: Champion House - (5212) - CCI**

1841 Woodside Court, Jonesboro, GA 30236

Phone: 770-286-7072

Vendor ID# 135122

Program Census Information:

# Children in Care During  
Quarter: 8# Placements During  
Quarter: 8# Children in Care On Last  
Day: 4

## Quarterly Scores (Grades)

Q1: 67.92 (D+)

Q2: N/A

Q3: N/A

Q4: N/A

Current Quarter Score  
(Grade)

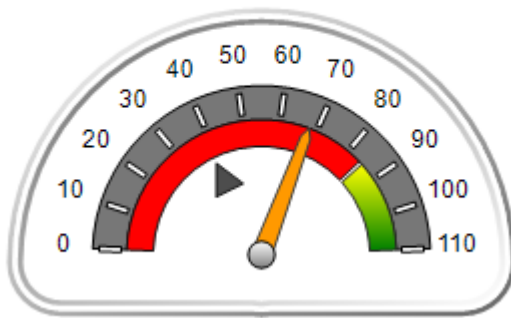
67.92%

(D+)

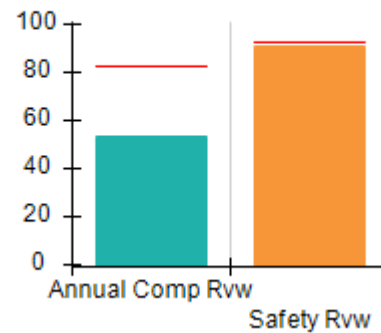
### Quarterly Provider Comparisons to All ILP/TLPs

indicates average for all ILP/TLPs

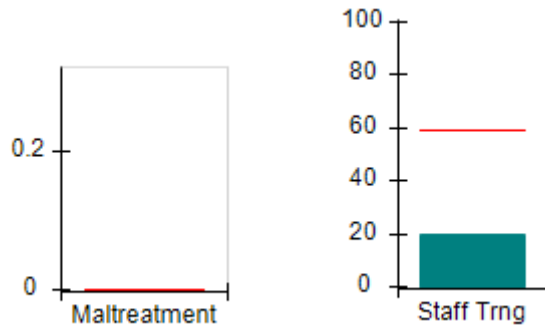
## Overall Score (%)



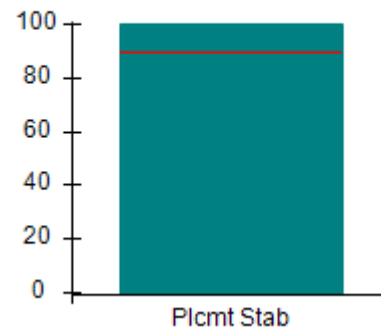
## OPM Monitoring Reviews (%)



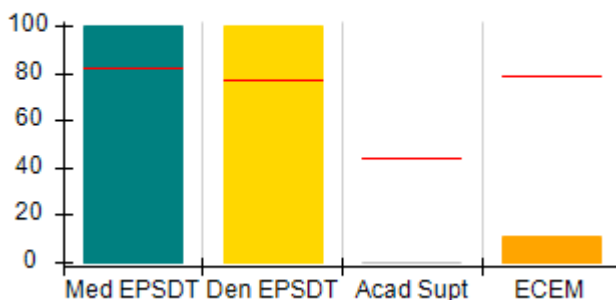
## Safety Outcomes (%)



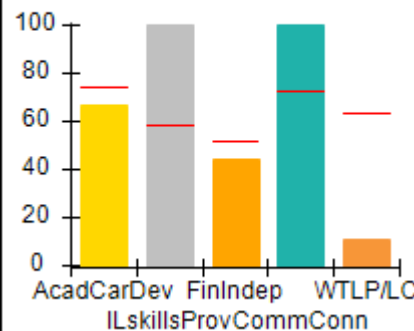
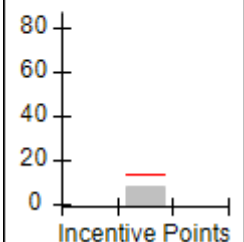
## Permanency Outcomes (%)



## Well-Being Outcomes (%)



## ILP/TLP Outcomes (%)

Incentives  
Earned  
(Points)



# Performance-Based Placement Measures

## RBWO Provider GA+SCORECARD - ILP/TLP

Report Quarter: Q1 FY2018

Provider/Program Name: Champion House - (5212) - CCI				
1841 Woodside Court, Jonesboro, GA 30236		Quarterly Scores (Grades)		Current Quarter Score (Grade)
Phone: 770-286-7072		Q1: 67.92 (D+)	Q2: N/A	67.92% (D+)
Vendor ID# 135122		Q3: N/A	Q4: N/A	
Program Census Information:		# Children in Care During Quarter: 8	# Placements During Quarter: 8	# Children in Care On Last Day: 4
	Avg Performance All ILP/TLPs (%)	Provider Performance (%)*	Possible Points (Weight)	Provider Points Earned
<b>OPM Monitoring Reviews</b>				
Annual Comprehensive Reviews	83%	53%	15	7.97
Safety Reviews	93%	91%	5	4.56
<b>Monitoring Sub-Total</b>			<b>20</b>	<b>12.53</b>
<b>ILP/TLP Safety Outcomes</b>				
Incidence of Maltreatment	0.00%	No Substantiated Reports	3	3.00
Staff Training	59%	20%	10	2.00
<b>Safety Sub-Total</b>			<b>13</b>	<b>5.00</b>
<b>ILP/TLP Permanency Outcomes</b>				
Placement Stability	90%	100%	3	3.00
<b>Permanency Sub-Total</b>			<b>3</b>	<b>3.00</b>
<b>ILP/TLP Well-Being Outcomes</b>				
EPSDT Medical Visits	82%	100%	4	4.00
EPSDT Dental Visits	77%	100%	4	4.00
Academic Supports	44%	0%	2	0.00
Provider ECEM Visits	79%	11%	4	0.44
Placements with Siblings	21%	0%	Not Scored	Not Scored
Placements within Legal County	24%	25%	Not Scored	Not Scored
<b>Well-Being Sub-Total</b>			<b>14</b>	<b>8.44</b>
<b>ILP/TLP Specialty Outcomes</b>				
Academic/Career Development	75%	67%	10	6.70
Ind Living Skills Provision	58%	100%	15	15.00
Financial Independence	52%	44%	5	2.20
Community Connections	73%	100%	5	5.00
WTLP/Life Coach	63%	11%	15	1.65
<b>Specialty Sub-Total</b>			<b>50</b>	<b>30.55</b>
*Performance calculation descriptions can be found in the FY 2018 RBWO PBP Measurements and Standards Guide.				

Monitoring &amp; Outcomes: Possible Points = 100

Points Earned = 59.52



## Performance-Based Placement Measures

### RBWO Provider GA+SCORECARD - ILP/TLP

Report Quarter: Q1 FY2018

<b>Score Before Incentives Credit</b>	<b>59.52%</b>
<b>Incentives Awarded</b>	<b>08.40 pts</b>
<b>PBP Verification</b>	<b>N/A pts</b>
<b>Total Score</b>	<b>67.92%</b>

Provider/Program Name: Champion House - (5212) - CCI				
Program Census Information:		# Children in Care During Quarter: 8	# Placements During Quarter: 8	# Children in Care On Last Day: 4
ILP/TLP Incentive Credits	Avg Performance All ILP/TLPs (Points)	Provider Performance (%)*	Possible Points (Weight)	Provider Points Earned
No DJJ or DOC Involvement		78%	5	3.90
Extended Foster Care Services		0%	5	0.00
Positive Permanency Connections		0%	5	0.00
High School Graduation/College Participation/Professional Certification		0%	20	0.00
Part-Time Employment with Medical Benefits		0%	20	0.00
Living Arrangements at Discharge		0%	20	0.00
Additional Academic Supports		0%	2	0.00
Additional IL Skills Provision		90%	5	4.50
Active Agency Accreditation		0%	4	0.00
Staff Clinical Licensure		0%	5	0.00
<b>Incentives Total</b>	<b>13.70</b>		<b>91</b>	<b>8.40</b>
*Performance calculation descriptions can be found in the FY 2018 RBWO PBP Measurements and Standards Guide.				

Child Protective Services Investigations and Dispositions		
The following investigations data, which is not used for scoring but is considered significant to a provider's performance, is from Georgia SHINES and is not considered final or complete until the end of the fiscal year.		
Total Reports:	0	
Number Screened In:	0	
Number Screened Out:	0	
Number Substantiated:	0	
Number Unsubstantiated:	0	
Number Active CPS Investigations:	0	



# Performance-Based Placement Measures

## RBWO Provider GA+SCORECARD - ILP/TLP

Report Quarter: Q1 FY2018

**Provider/Program Name: CHRIS 180 Inc. - Summit Trail Boys ILP (4675) - CCI**

2045 Graham Circle, Atlanta, GA 30316

Phone: 404-327-5820

Vendor ID# 35283

## Quarterly Scores (Grades)

Q1: 71.11 (C-)

Q2: N/A

Q3: N/A

Q4: N/A

## Current Quarter Score (Grade)

71.11%

(C-)

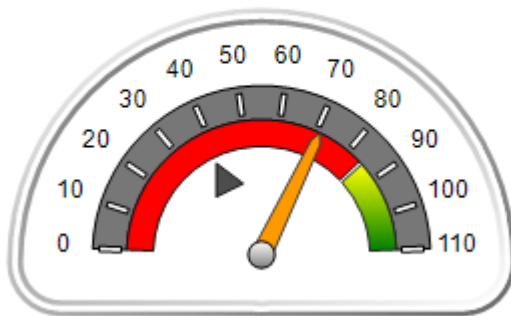
Program Census Information:

# Children in Care During  
Quarter: 9# Placements During  
Quarter: 9# Children in Care On Last  
Day: 5

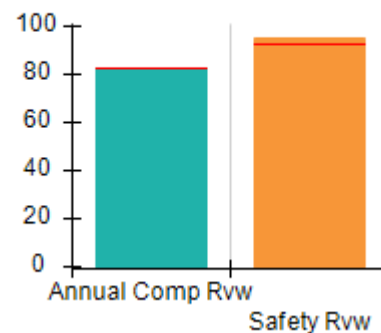
### Quarterly Provider Comparisons to All ILP/TLPs

indicates average for all ILP/TLPs

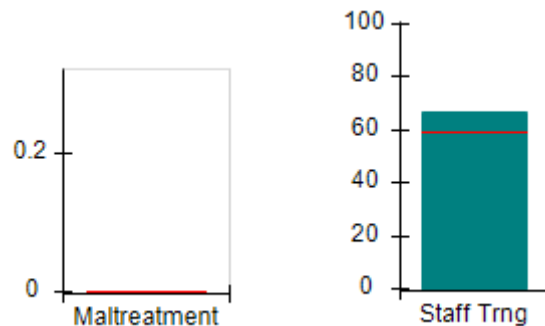
## Overall Score (%)



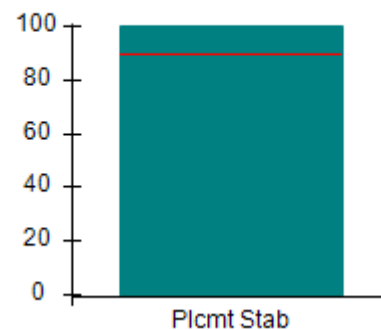
## OPM Monitoring Reviews (%)



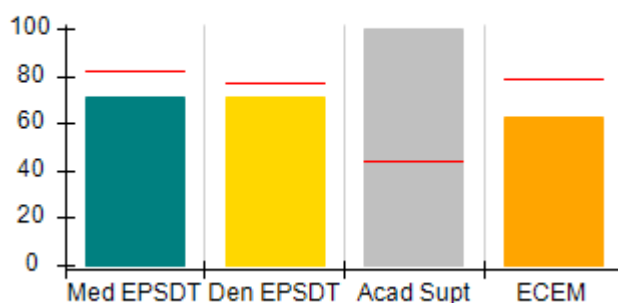
## Safety Outcomes (%)



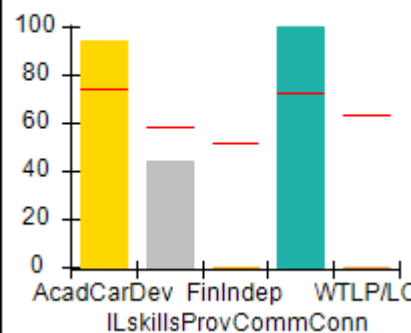
## Permanency Outcomes (%)



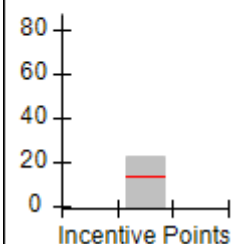
## Well-Being Outcomes (%)



## ILP/TLP Outcomes (%)



## Incentives Earned (Points)







# Performance-Based Placement Measures

## RBWO Provider GA+SCORECARD - ILP/TLP

Report Quarter: Q1 FY2018

<b>Provider/Program Name: CHRIS 180 Inc. - Summit Trail Boys ILP (4675) - CCI</b>				
<b>2045 Graham Circle, Atlanta, GA 30316</b>		<b>Quarterly Scores (Grades)</b>		<b>Current Quarter Score (Grade)</b>
<b>Phone: 404-327-5820</b>		<b>Q1: 71.11 (C-)</b>	<b>Q2: N/A</b>	<b>71.11% (C-)</b>
<b>Vendor ID# 35283</b>		<b>Q3: N/A</b>	<b>Q4: N/A</b>	
Program Census Information:		# Children in Care During Quarter: 9	# Placements During Quarter: 9	# Children in Care On Last Day: 5
	<b>Avg Performance All ILP/TLPs (%)</b>	<b>Provider Performance (%)*</b>	<b>Possible Points (Weight)</b>	<b>Provider Points Earned</b>
<b>OPM Monitoring Reviews</b>				
Annual Comprehensive Reviews	83%	83%	15	12.45
Safety Reviews	93%	95%	5	4.76
<b>Monitoring Sub-Total</b>			<b>20</b>	<b>17.21</b>
<b>ILP/TLP Safety Outcomes</b>				
Incidence of Maltreatment	0.00%	No Substantiated Reports	3	3.00
Staff Training	59%	67%	10	6.70
<b>Safety Sub-Total</b>			<b>13</b>	<b>9.70</b>
<b>ILP/TLP Permanency Outcomes</b>				
Placement Stability	90%	100%	3	3.00
<b>Permanency Sub-Total</b>			<b>3</b>	<b>3.00</b>
<b>ILP/TLP Well-Being Outcomes</b>				
EPSDT Medical Visits	82%	71%	4	2.84
EPSDT Dental Visits	77%	71%	4	2.84
Academic Supports	44%	100%	2	2.00
Provider ECEM Visits	79%	63%	4	2.52
Placements with Siblings	21%	Not Eligible	Not Scored	Not Scored
Placements within Legal County	24%	0%	Not Scored	Not Scored
<b>Well-Being Sub-Total</b>			<b>14</b>	<b>10.20</b>
<b>ILP/TLP Specialty Outcomes</b>				
Academic/Career Development	75%	94%	10	9.40
Ind Living Skills Provision	58%	44%	15	6.60
Financial Independence	52%	0%	5	0.00
Community Connections	73%	100%	5	5.00
WTLP/Life Coach	63%	0%	15	0.00
<b>Specialty Sub-Total</b>			<b>50</b>	<b>21.00</b>
*Performance calculation descriptions can be found in the FY 2018 RBWO PBP Measurements and Standards Guide.				

Monitoring &amp; Outcomes: Possible Points = 100

Points Earned = 61.11



## Performance-Based Placement Measures

### RBWO Provider GA+SCORECARD - ILP/TLP

Report Quarter: Q1 FY2018

<b>Score Before Incentives Credit</b>	<b>61.11%</b>
<b>Incentives Awarded</b>	<b>10.00 pts</b>
<b>PBP Verification</b>	<b>N/A pts</b>
<b>Total Score</b>	<b>71.11%</b>

Provider/Program Name: CHRIS 180 Inc. - Summit Trail Boys ILP (4675) - CCI				
Program Census Information:		# Children in Care During Quarter: 9	# Placements During Quarter: 9	# Children in Care On Last Day: 5
ILP/TLP Incentive Credits	Avg Performance All ILP/TLPs (Points)	Provider Performance (%)*	Possible Points (Weight)	Provider Points Earned
No DJJ or DOC Involvement		100%	5	5.00
Extended Foster Care Services		0%	5	0.00
Positive Permanency Connections		0%	5	0.00
High School Graduation/College Participation/Professional Certification		0%	20	0.00
Part-Time Employment with Medical Benefits		25%	20	5.00
Living Arrangements at Discharge		50%	20	10.00
Additional Academic Supports		0%	2	0.00
Additional IL Skills Provision		0%	5	0.00
Active Agency Accreditation		50%	4	2.00
Staff Clinical Licensure		10%	5	0.50
<b>Incentives Total</b>	<b>13.70</b>		<b>91</b>	<b>22.50</b>
*Performance calculation descriptions can be found in the FY 2018 RBWO PBP Measurements and Standards Guide.				

Child Protective Services Investigations and Dispositions		
The following investigations data, which is not used for scoring but is considered significant to a provider's performance, is from Georgia SHINES and is not considered final or complete until the end of the fiscal year.		
Total Reports:	0	
Number Screened In:	0	
Number Screened Out:	0	
Number Substantiated:	0	
Number Unsubstantiated:	0	
Number Active CPS Investigations:	0	



# Performance-Based Placement Measures

## RBWO Provider GA+SCORECARD - ILP/TLP

Report Quarter: Q1 FY2018

**Provider/Program Name: CHRIS 180 Inc. - Summit Trail Girls ILP (4674) - CCI**

2045 Graham Circle, Atlanta, GA 30316

Phone: 404-327-5820

Vendor ID# 35279

### Quarterly Scores (Grades)

Q1: 47.72 (F)

Q2: N/A

Q3: N/A

Q4: N/A

### Current Quarter Score (Grade)

47.72%

(F)

Program Census Information:

# Children in Care During Quarter: 3

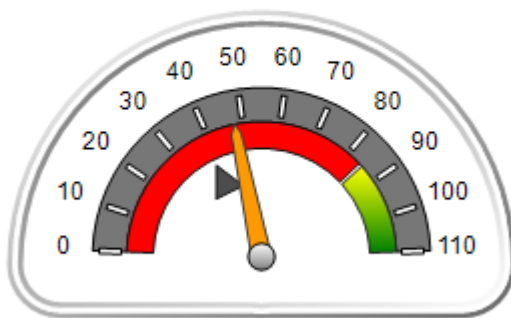
# Placements During Quarter: 3

# Children in Care On Last Day: 2

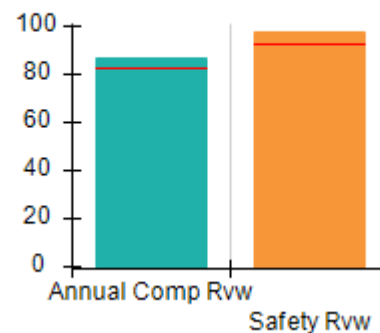
## Quarterly Provider Comparisons to All ILP/TLPs

▼ indicates average for all ILP/TLPs

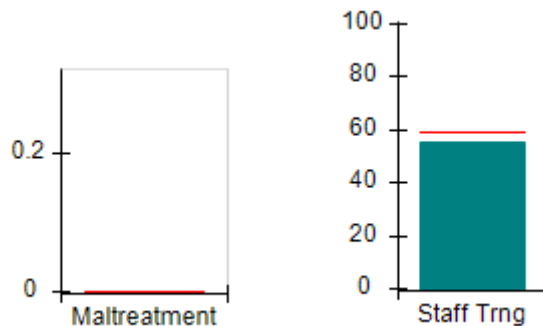
### Overall Score (%)



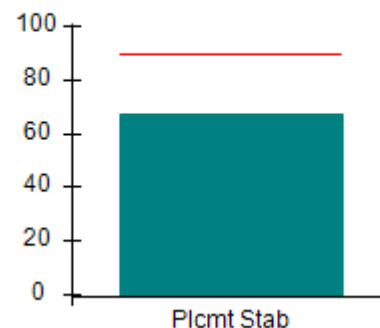
### OPM Monitoring Reviews (%)



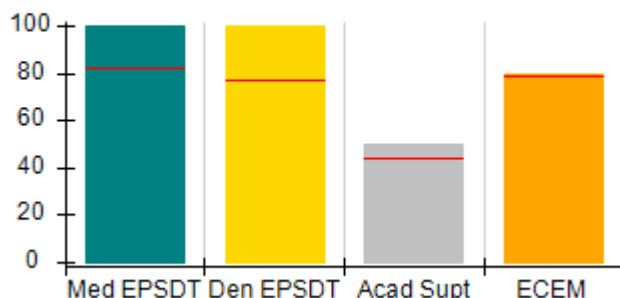
### Safety Outcomes (%)



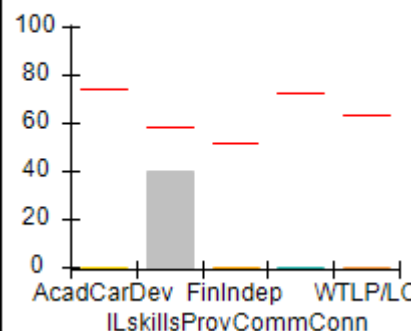
### Permanency Outcomes (%)



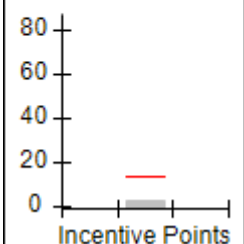
### Well-Being Outcomes (%)



### ILP/TLP Outcomes (%)



### Incentives Earned (Points)





# Performance-Based Placement Measures

## RBWO Provider GA+SCORECARD - ILP/TLP

Report Quarter: Q1 FY2018

<b>Provider/Program Name: CHRIS 180 Inc. - Summit Trail Girls ILP (4674) - CCI</b>				
<b>2045 Graham Circle, Atlanta, GA 30316</b>		<b>Quarterly Scores (Grades)</b>		<b>Current Quarter Score (Grade)</b>
<b>Phone: 404-327-5820</b>		<b>Q1: 47.72 (F)</b>	<b>Q2: N/A</b>	<b>47.72% (F)</b>
<b>Vendor ID# 35279</b>		<b>Q3: N/A</b>	<b>Q4: N/A</b>	
Program Census Information:		# Children in Care During Quarter: 3	# Placements During Quarter: 3	# Children in Care On Last Day: 2
	<b>Avg Performance All ILP/TLPs (%)</b>	<b>Provider Performance (%)*</b>	<b>Possible Points (Weight)</b>	<b>Provider Points Earned</b>
<b>OPM Monitoring Reviews</b>				
Annual Comprehensive Reviews	83%	87%	15	12.98
Safety Reviews	93%	98%	5	4.88
<b>Monitoring Sub-Total</b>			<b>20</b>	<b>17.86</b>
<b>ILP/TLP Safety Outcomes</b>				
Incidence of Maltreatment	0.00%	Not Eligible		
Staff Training	59%	55%	13	7.15
<b>Safety Sub-Total</b>			<b>13</b>	<b>7.15</b>
<b>ILP/TLP Permanency Outcomes</b>				
Placement Stability	90%	67%	3	2.01
<b>Permanency Sub-Total</b>			<b>3</b>	<b>2.01</b>
<b>ILP/TLP Well-Being Outcomes</b>				
EPSDT Medical Visits	82%	100%	4	4.00
EPSDT Dental Visits	77%	100%	4	4.00
Academic Supports	44%	50%	2	1.00
Provider ECEM Visits	79%	80%	4	3.20
Placements with Siblings	21%	0%	Not Scored	Not Scored
Placements within Legal County	24%	0%	Not Scored	Not Scored
<b>Well-Being Sub-Total</b>			<b>14</b>	<b>12.20</b>
<b>ILP/TLP Specialty Outcomes</b>				
Academic/Career Development	75%	0%	10	0.00
Ind Living Skills Provision	58%	40%	15	6.00
Financial Independence	52%	0%	5	0.00
Community Connections	73%	0%	5	0.00
WTLP/Life Coach	63%	0%	15	0.00
<b>Specialty Sub-Total</b>			<b>50</b>	<b>6.00</b>
*Performance calculation descriptions can be found in the FY 2018 RBWO PBP Measurements and Standards Guide.				
<b>Monitoring &amp; Outcomes: Possible Points = 100</b>			<b>Points Earned = 45.22</b>	
<b>Score Before Incentives Credit</b>			<b>45.22%</b>	



## Performance-Based Placement Measures

### RBWO Provider GA+SCORECARD - ILP/TLP

Report Quarter: Q1 FY2018

<b>Incentives Awarded</b>	<b>02.50 pts</b>
<b>PBP Verification</b>	<b>N/A pts</b>
<b>Total Score</b>	<b>47.72%</b>

#### Provider/Program Name: CHRIS 180 Inc. - Summit Trail Girls ILP (4674) - CCI

Program Census Information:		# Children in Care During Quarter: 3	# Placements During Quarter: 3	# Children in Care On Last Day: 2
ILP/TLP Incentive Credits	Avg Performance All ILP/TLPs (Points)	Provider Performance (%)*	Possible Points (Weight)	Provider Points Earned
No DJJ or DOC Involvement		0%	5	0.00
Extended Foster Care Services		Not Eligible	5	
Positive Permanency Connections		0%	5	0.00
High School Graduation/College Participation/Professional Certification		0%	20	0.00
Part-Time Employment with Medical Benefits		0%	20	0.00
Living Arrangements at Discharge		0%	20	0.00
Additional Academic Supports		0%	2	0.00
Additional IL Skills Provision		0%	5	0.00
Active Agency Accreditation		50%	4	2.00
Staff Clinical Licensure		10%	5	0.50
<b>Incentives Total</b>	<b>13.70</b>		<b>91</b>	<b>2.50</b>

\*Performance calculation descriptions can be found in the FY 2018 RBWO PBP Measurements and Standards Guide.

#### Child Protective Services Investigations and Dispositions

The following investigations data, which is not used for scoring but is considered significant to a provider's performance, is from Georgia SHINES and is not considered final or complete until the end of the fiscal year.

Total Reports:	0	
Number Screened In:	0	
Number Screened Out:	0	
Number Substantiated:	0	
Number Unsubstantiated:	0	
Number Active CPS Investigations:	0	



# Performance-Based Placement Measures

## RBWO Provider GA+SCORECARD - ILP/TLP

Report Quarter: Q1 FY2018

**Provider/Program Name: Compass For Life, Inc. - (5262) - CCI**

3470 Mount Zion Road , Stockbridge, GA 30281

Phone: 404-840-7592

Vendor ID# 153021

## Quarterly Scores (Grades)

## Current Quarter Score (Grade)

Q1: 50.00 (F)

Q2: N/A

50.00%

Q3: N/A

Q4: N/A

(F)

Program Census Information:

# Children in Care During Quarter: 0

# Placements During Quarter: 0

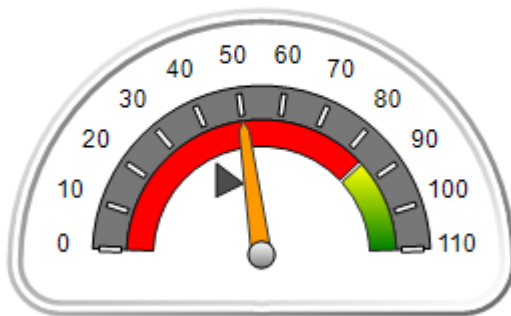
# Children in Care On Last Day: 0

### Quarterly Provider Comparisons to All ILP/TLPs

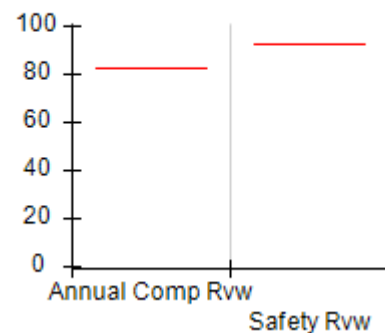


indicates average for all ILP/TLPs

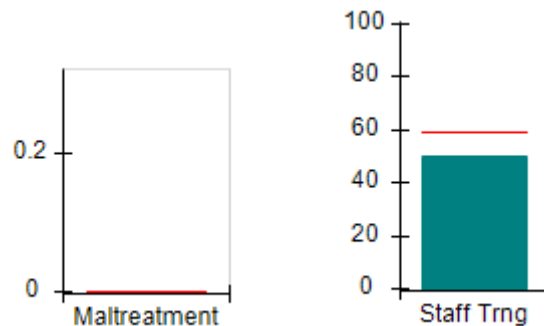
## Overall Score (%)



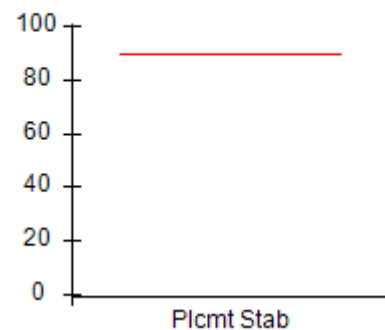
## OPM Monitoring Reviews (%)




## Safety Outcomes (%)



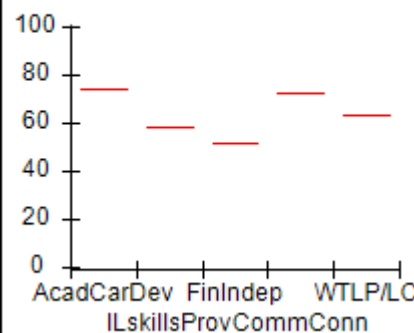
## Permanency Outcomes (%)



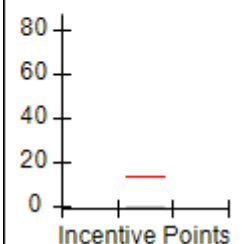
## Well-Being Outcomes (%)



## ILP/TLP Outcomes (%)



## Incentives Earned (Points)





# Performance-Based Placement Measures

## RBWO Provider GA+SCORECARD - ILP/TLP

Report Quarter: Q1 FY2018

<b>Provider/Program Name: Compass For Life, Inc. - (5262) - CCI</b>				
<b>3470 Mount Zion Road , Stockbridge, GA 30281</b>  <b>Phone: 404-840-7592</b>  <b>Vendor ID# 153021</b>		<b>Quarterly Scores (Grades)</b>		<b>Current Quarter Score (Grade)</b>
		<b>Q1: 50.00 (F)</b>	<b>Q2: N/A</b>	<b>50.00%</b> <b>(F)</b>
		<b>Q3: N/A</b>	<b>Q4: N/A</b>	
Program Census Information:		# Children in Care During Quarter: 0	# Placements During Quarter: 0	# Children in Care On Last Day: 0
	<b>Avg Performance All ILP/TLPs (%)</b>	<b>Provider Performance (%)*</b>	<b>Possible Points (Weight)</b>	<b>Provider Points Earned</b>
<b>OPM Monitoring Reviews</b>				
Annual Comprehensive Reviews	83%	Not Yet Conducted		
Safety Reviews	93%	Not Yet Conducted		
<b>Monitoring Sub-Total</b>				<b>0.00</b>
<b>ILP/TLP Safety Outcomes</b>				
Incidence of Maltreatment	0.00%	Not Eligible		
Staff Training	59%	50%	13	6.50
<b>Safety Sub-Total</b>			<b>13</b>	<b>6.50</b>
<b>ILP/TLP Permanency Outcomes</b>				
Placement Stability	90%	Not Eligible		
<b>Permanency Sub-Total</b>			<b>N/A</b>	
<b>ILP/TLP Well-Being Outcomes</b>				
EPSDT Medical Visits	82%	Not Eligible		
EPSDT Dental Visits	77%	Not Eligible		
Academic Supports	44%	Not Eligible		
Provider ECEM Visits	79%	Not Eligible		
Placements with Siblings	21%	Not Eligible	Not Scored	Not Scored
Placements within Legal County	24%	Not Eligible	Not Scored	Not Scored
<b>Well-Being Sub-Total</b>			<b>N/A</b>	
<b>ILP/TLP Specialty Outcomes</b>				
Academic/Career Development	75%	Not Eligible		
Ind Living Skills Provision	58%	Not Eligible		
Financial Independence	52%	Not Eligible		
Community Connections	73%	Not Eligible		
WTLP/Life Coach	63%	Not Eligible		
<b>Specialty Sub-Total</b>			<b>N/A</b>	
*Performance calculation descriptions can be found in the FY 2018 RBWO PBP Measurements and Standards Guide.				
<b>Monitoring &amp; Outcomes: Possible Points = 13</b>			<b>Points Earned = 06.50</b>	
<b>Score Before Incentives Credit</b>			<b>50.00%</b>	

**Performance-Based Placement Measures**  
**RBWO Provider GA+SCORECARD - ILP/TLP**

Report Quarter: Q1 FY2018

Incentives Awarded	00.00 pts
PBP Verification	N/A pts
<b>Total Score</b>	<b>50.00%</b>

**Provider/Program Name: Compass For Life, Inc. - (5262) - CCI**

Program Census Information:		# Children in Care During Quarter: 0	# Placements During Quarter: 0	# Children in Care On Last Day: 0
ILP/TLP Incentive Credits	Avg Performance All ILP/TLPs (Points)	Provider Performance (%)*	Possible Points (Weight)	Provider Points Earned
No DJJ or DOC Involvement		Not Eligible	5	
Extended Foster Care Services		Not Eligible	5	
Positive Permanency Connections		Not Eligible	5	
High School Graduation/College Participation/Professional Certification		Not Eligible	20	
Part-Time Employment with Medical Benefits		Not Eligible	20	
Living Arrangements at Discharge		Not Eligible	20	
Additional Academic Supports		Not Eligible	2	
Additional IL Skills Provision		Not Eligible	5	
Active Agency Accreditation		0%	4	0.00
Staff Clinical Licensure		0%	5	0.00
<b>Incentives Total</b>	<b>13.70</b>		<b>91</b>	<b>0.00</b>

\*Performance calculation descriptions can be found in the FY 2018 RBWO PBP Measurements and Standards Guide.

**Child Protective Services Investigations and Dispositions**

The following investigations data, which is not used for scoring but is considered significant to a provider's performance, is from Georgia SHINES and is not considered final or complete until the end of the fiscal year.

Total Reports:	0	
Number Screened In:	0	
Number Screened Out:	0	
Number Substantiated:	0	
Number Unsubstantiated:	0	
Number Active CPS Investigations:	0	





## Performance-Based Placement Measures

### RBWO Provider GA+SCORECARD - ILP/TLP

Report Quarter: Q1 FY2018

**Provider/Program Name: Devereux GA Treatment Network - Project Plus (4429) - CCI**

2740 Tiffany Dr, Marietta, GA 30064

Phone: 678-303-2651

Vendor ID# 35306

## Quarterly Scores (Grades)

Q1: 85.68 (B)

Q2: N/A

Q3: N/A

Q4: N/A

## Current Quarter Score (Grade)

85.68%

(B)

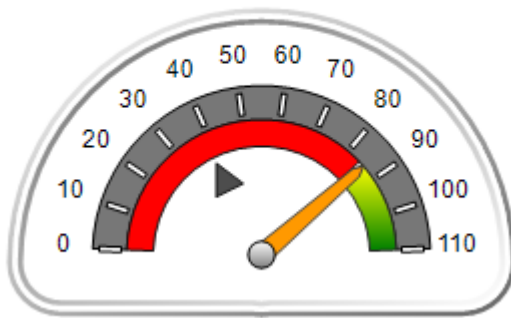
Program Census Information:

# Children in Care During  
Quarter: 6# Placements During  
Quarter: 7# Children in Care On Last  
Day: 4

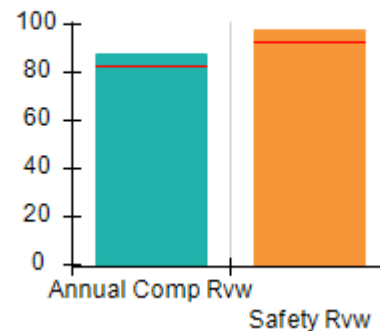
### Quarterly Provider Comparisons to All ILP/TLPs

indicates average for all ILP/TLPs

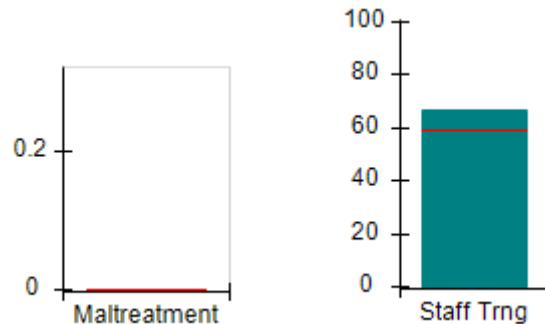
## Overall Score (%)



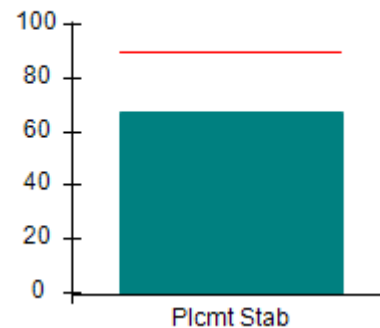
## OPM Monitoring Reviews (%)



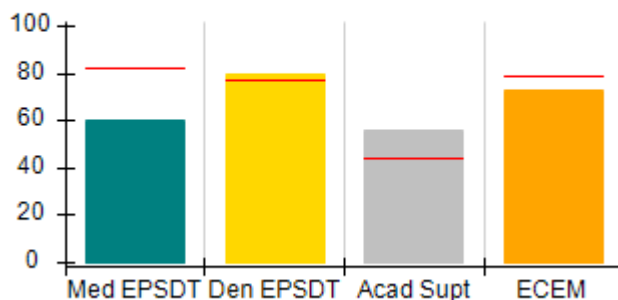
## Safety Outcomes (%)



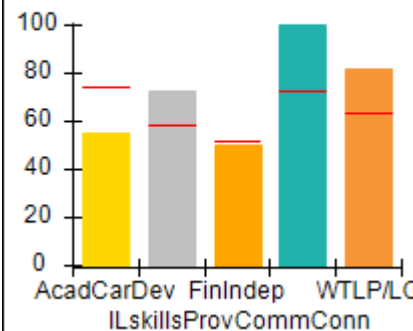
## Permanency Outcomes (%)



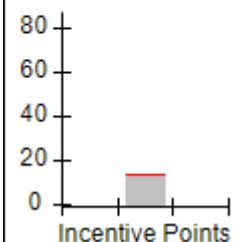
## Well-Being Outcomes (%)



## ILP/TLP Outcomes (%)



## Incentives Earned (Points)





**Performance-Based Placement Measures**  
**RBWO Provider GA+SCORECARD - ILP/TLP**

**Report Quarter: Q1 FY2018**

Provider/Program Name: Devereux GA Treatment Network - Project Plus (4429) - CCI				
2740 Tiffany Dr, Marietta, GA 30064		Quarterly Scores (Grades)		Current Quarter Score (Grade)
Phone: 678-303-2651		Q1: 85.68 (B)	Q2: N/A	85.68% (B)
Vendor ID# 35306		Q3: N/A	Q4: N/A	
Program Census Information:		# Children in Care During Quarter: 6	# Placements During Quarter: 7	# Children in Care On Last Day: 4
	Avg Performance All ILP/TLPs (%)	Provider Performance (%)*	Possible Points (Weight)	Provider Points Earned
<b>OPM Monitoring Reviews</b>				
Annual Comprehensive Reviews	83%	88%	15	13.19
Safety Reviews	93%	98%	5	4.89
<b>Monitoring Sub-Total</b>			<b>20</b>	<b>18.08</b>
<b>ILP/TLP Safety Outcomes</b>				
Incidence of Maltreatment	0.00%	No Substantiated Reports	3	3.00
Staff Training	59%	67%	10	6.70
<b>Safety Sub-Total</b>			<b>13</b>	<b>9.70</b>
<b>ILP/TLP Permanency Outcomes</b>				
Placement Stability	90%	67%	3	2.01
<b>Permanency Sub-Total</b>			<b>3</b>	<b>2.01</b>
<b>ILP/TLP Well-Being Outcomes</b>				
EPSDT Medical Visits	82%	60%	4	2.40
EPSDT Dental Visits	77%	80%	4	3.20
Academic Supports	44%	56%	2	1.12
Provider ECEM Visits	79%	73%	4	2.92
Placements with Siblings	21%	0%	Not Scored	Not Scored
Placements within Legal County	24%	0%	Not Scored	Not Scored
<b>Well-Being Sub-Total</b>			<b>14</b>	<b>9.64</b>
<b>ILP/TLP Specialty Outcomes</b>				
Academic/Career Development	75%	55%	10	5.50
Ind Living Skills Provision	58%	73%	15	10.95
Financial Independence	52%	50%	5	2.50
Community Connections	73%	100%	5	5.00
WTLP/Life Coach	63%	82%	15	12.30
<b>Specialty Sub-Total</b>			<b>50</b>	<b>36.25</b>
*Performance calculation descriptions can be found in the FY 2018 RBWO PBP Measurements and Standards Guide.				

<b>Monitoring &amp; Outcomes: Possible Points = 100</b>	<b>Points Earned = 75.68</b>
---	------------------------------



# Performance-Based Placement Measures RBWO Provider GA+SCORECARD - ILP/TLP

Report Quarter: Q1 FY2018

<b>Score Before Incentives Credit</b>	<b>75.68%</b>
<b>Incentives Awarded</b>	<b>10.00 pts</b>
<b>PBP Verification</b>	<b>N/A pts</b>
<b>Total Score</b>	<b>85.68%</b>

Provider/Program Name: Devereux GA Treatment Network - Project Plus (4429) - CCI				
Program Census Information:		# Children in Care During Quarter: 6	# Placements During Quarter: 7	# Children in Care On Last Day: 4
ILP/TLP Incentive Credits	Avg Performance All ILP/TLPs (Points)	Provider Performance (%)*	Possible Points (Weight)	Provider Points Earned
No DJJ or DOC Involvement		82%	5	4.10
Extended Foster Care Services		0%	5	0.00
Positive Permanency Connections		0%	5	0.00
High School Graduation/College Participation/Professional Certification		20%	20	4.00
Part-Time Employment with Medical Benefits		0%	20	0.00
Living Arrangements at Discharge		0%	20	0.00
Additional Academic Supports		33%	2	0.66
Additional IL Skills Provision		45%	5	2.25
Active Agency Accreditation		50%	4	2.00
Staff Clinical Licensure		0%	5	0.00
<b>Incentives Total</b>	<b>13.70</b>		<b>91</b>	<b>13.01</b>
*Performance calculation descriptions can be found in the FY 2018 RBWO PBP Measurements and Standards Guide.				

Child Protective Services Investigations and Dispositions		
The following investigations data, which is not used for scoring but is considered significant to a provider's performance, is from Georgia SHINES and is not considered final or complete until the end of the fiscal year.		
Total Reports:	0	
Number Screened In:	0	
Number Screened Out:	0	
Number Substantiated:	0	
Number Unsubstantiated:	0	
Number Active CPS Investigations:	0	



# Performance-Based Placement Measures RBWO Provider GA+SCORECARD - ILP/TLP

Report Quarter: Q1 FY2018

**Provider/Program Name: Elks Aidmore Children's Center - ILP (5233) - CCI**

1105 Lake Point Ln., Stone Mountain, GA 30088

Phone: 770-483-3535

Vendor ID# 144120

## Quarterly Scores (Grades)

Q1: 64.62 (D)

Q2: N/A

Q3: N/A

Q4: N/A

## Current Quarter Score (Grade)

64.62%

(D)

Program Census Information:

# Children in Care During  
Quarter: 3

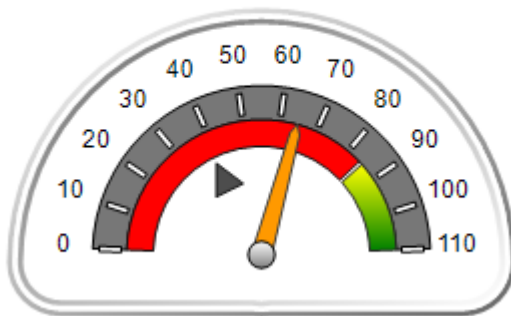
# Placements During  
Quarter: 3

# Children in Care On Last  
Day: 1

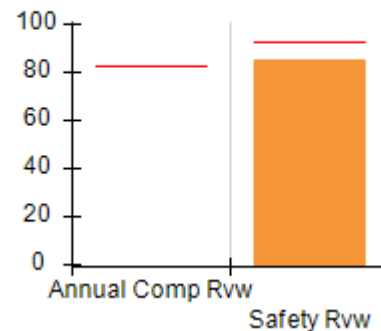
## Quarterly Provider Comparisons to All ILP/TLPs

▼ indicates average for all ILP/TLPs

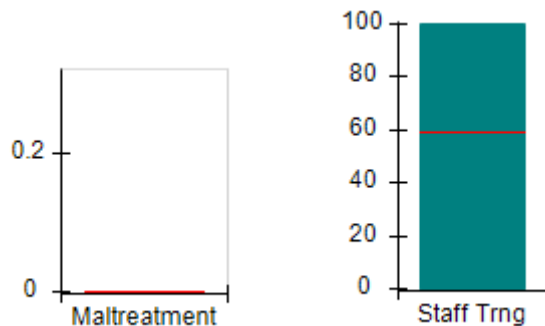
### Overall Score (%)



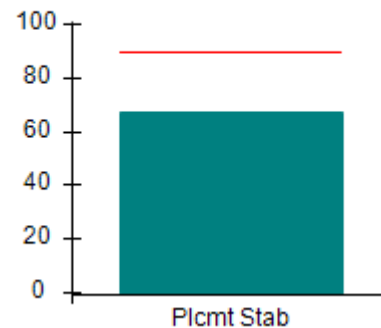
### OPM Monitoring Reviews (%)




### Safety Outcomes (%)



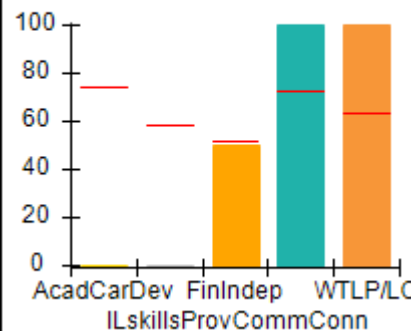
### Permanency Outcomes (%)



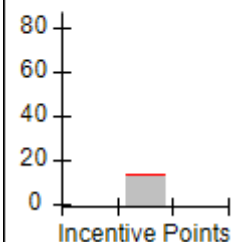
### Well-Being Outcomes (%)



### ILP/TLP Outcomes (%)



### Incentives Earned (Points)





## Performance-Based Placement Measures

### RBWO Provider GA+SCORECARD - ILP/TLP

Report Quarter: Q1 FY2018

<b>Provider/Program Name: Elks Aidmore Children's Center - ILP (5233) - CCI</b>				
<b>1105 Lake Point Ln., Stone Mountain, GA 30088</b>  <b>Phone: 770-483-3535</b>  <b>Vendor ID# 144120</b>		<b>Quarterly Scores (Grades)</b>		<b>Current Quarter Score (Grade)</b>
		<b>Q1: 64.62 (D)</b>	<b>Q2: N/A</b>	<b>64.62% (D)</b>
		<b>Q3: N/A</b>	<b>Q4: N/A</b>	
Program Census Information:		# Children in Care During Quarter: 3	# Placements During Quarter: 3	# Children in Care On Last Day: 1
	<b>Avg Performance All ILP/TLPs (%)</b>	<b>Provider Performance (%)*</b>	<b>Possible Points (Weight)</b>	<b>Provider Points Earned</b>
<b>OPM Monitoring Reviews</b>				
Annual Comprehensive Reviews	83%	Not Yet Conducted		
Safety Reviews	93%	85%	5	4.25
<b>Monitoring Sub-Total</b>			<b>5</b>	<b>4.25</b>
<b>ILP/TLP Safety Outcomes</b>				
Incidence of Maltreatment	0.00%	Not Eligible		
Staff Training	59%	100%	13	13.00
<b>Safety Sub-Total</b>			<b>13</b>	<b>13.00</b>
<b>ILP/TLP Permanency Outcomes</b>				
Placement Stability	90%	67%	3	2.01
<b>Permanency Sub-Total</b>			<b>3</b>	<b>2.01</b>
<b>ILP/TLP Well-Being Outcomes</b>				
EPSDT Medical Visits	82%	0%	4.7	0.00
EPSDT Dental Visits	77%	0%	4.7	0.00
Academic Supports	44%	Not Eligible		
Provider ECEM Visits	79%	100%	4.7	4.67
Placements with Siblings	21%	Not Eligible	Not Scored	Not Scored
Placements within Legal County	24%	0%	Not Scored	Not Scored
<b>Well-Being Sub-Total</b>			<b>14</b>	<b>4.67</b>
<b>ILP/TLP Specialty Outcomes</b>				
Academic/Career Development	75%	0%	10	0.00
Ind Living Skills Provision	58%	0%	15	0.00
Financial Independence	52%	50%	5	2.50
Community Connections	73%	100%	5	5.00
WTLP/Life Coach	63%	100%	15	15.00
<b>Specialty Sub-Total</b>			<b>50</b>	<b>22.50</b>
*Performance calculation descriptions can be found in the FY 2018 RBWO PBP Measurements and Standards Guide.				
<b>Monitoring &amp; Outcomes: Possible Points = 85</b>			<b>Points Earned = 46.43</b>	
<b>Score Before Incentives Credit</b>			<b>54.62%</b>	

**Performance-Based Placement Measures**  
**RBWO Provider GA+SCORECARD - ILP/TLP**

Report Quarter: Q1 FY2018

Incentives Awarded	10.00 pts
PBP Verification	N/A pts
<b>Total Score</b>	<b>64.62%</b>

**Provider/Program Name: Elks Aidmore Children's Center - ILP (5233) - CCI**

Program Census Information:		# Children in Care During Quarter: 3	# Placements During Quarter: 3	# Children in Care On Last Day: 1
ILP/TLP Incentive Credits	Avg Performance All ILP/TLPs (Points)	Provider Performance (%)*	Possible Points (Weight)	Provider Points Earned
No DJJ or DOC Involvement		0%	5	0.00
Extended Foster Care Services		Not Eligible	5	
Positive Permanency Connections		Not Eligible	5	
High School Graduation/College Participation/Professional Certification		0%	20	0.00
Part-Time Employment with Medical Benefits		0%	20	0.00
Living Arrangements at Discharge		50%	20	10.00
Additional Academic Supports		Not Eligible	2	
Additional IL Skills Provision		0%	5	0.00
Active Agency Accreditation		50%	4	2.00
Staff Clinical Licensure		10%	5	0.50
<b>Incentives Total</b>	<b>13.70</b>		<b>91</b>	<b>12.50</b>

\*Performance calculation descriptions can be found in the FY 2018 RBWO PBP Measurements and Standards Guide.

**Child Protective Services Investigations and Dispositions**

The following investigations data, which is not used for scoring but is considered significant to a provider's performance, is from Georgia SHINES and is not considered final or complete until the end of the fiscal year.

Total Reports:	0	
Number Screened In:	0	
Number Screened Out:	0	
Number Substantiated:	0	
Number Unsubstantiated:	0	
Number Active CPS Investigations:	0	



# Performance-Based Placement Measures

## RBWO Provider GA+SCORECARD - ILP/TLP

Report Quarter: Q1 FY2018

**Provider/Program Name: Elks Aidmore Children's Center - Transitional Living Program (629) - CCI**

2394 Morrison Rd., Conyers, GA 30094

Phone: 770-483-3535

Vendor ID# 53063

## Quarterly Scores (Grades)

Current Quarter Score (Grade)

Q1: 100.29 (A+)

Q2: N/A

100.29%

Q3: N/A

Q4: N/A

(A+)

Program Census Information:

# Children in Care During Quarter: 15

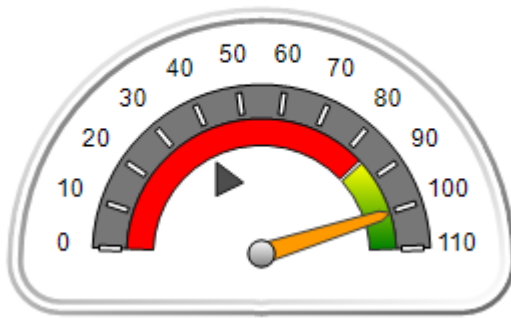
# Placements During Quarter: 15

# Children in Care On Last Day: 10

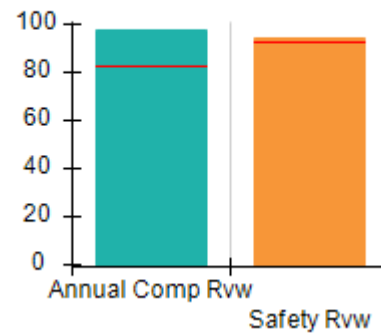
### Quarterly Provider Comparisons to All ILP/TLPs

indicates average for all ILP/TLPs

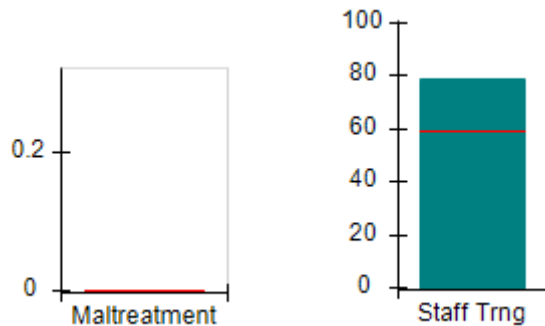
## Overall Score (%)



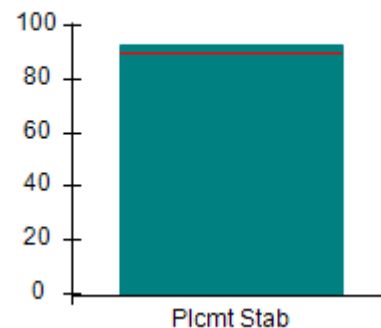
## OPM Monitoring Reviews (%)



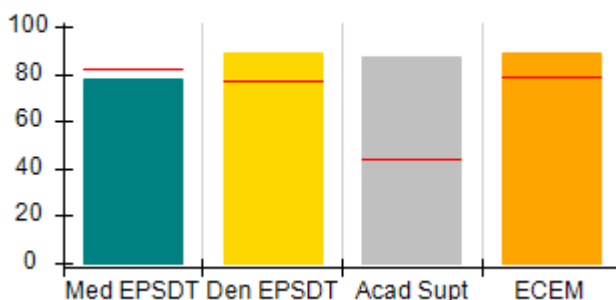
## Safety Outcomes (%)



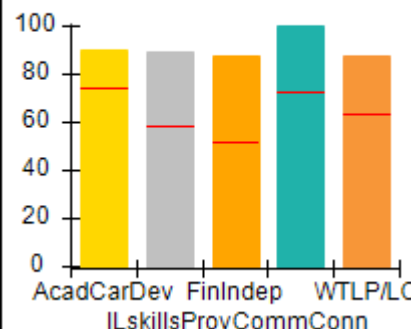
## Permanency Outcomes (%)



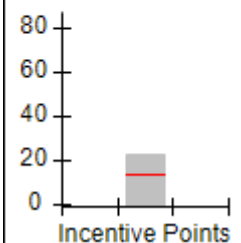
## Well-Being Outcomes (%)



## ILP/TLP Outcomes (%)



## Incentives Earned (Points)





# Performance-Based Placement Measures

## RBWO Provider GA+SCORECARD - ILP/TLP

Report Quarter: Q1 FY2018

Provider/Program Name: Elks Aidmore Children's Center - Transitional Living Program (629) - CCI				
2394 Morrison Rd., Conyers, GA 30094		Quarterly Scores (Grades)		Current Quarter Score (Grade)
Phone: 770-483-3535		Q1: 100.29 (A+)	Q2: N/A	100.29% (A+)
Vendor ID# 53063		Q3: N/A	Q4: N/A	
Program Census Information:		# Children in Care During Quarter: 15	# Placements During Quarter: 15	# Children in Care On Last Day: 10
	Avg Performance All ILP/TLPs (%)	Provider Performance (%)*	Possible Points (Weight)	Provider Points Earned
<b>OPM Monitoring Reviews</b>				
Annual Comprehensive Reviews	83%	98%	15	14.70
Safety Reviews	93%	94%	5	4.71
<b>Monitoring Sub-Total</b>			<b>20</b>	<b>19.41</b>
<b>ILP/TLP Safety Outcomes</b>				
Incidence of Maltreatment	0.00%	No Substantiated Reports	3	3.00
Staff Training	59%	79%	10	7.90
<b>Safety Sub-Total</b>			<b>13</b>	<b>10.90</b>
<b>ILP/TLP Permanency Outcomes</b>				
Placement Stability	90%	93%	3	2.79
<b>Permanency Sub-Total</b>			<b>3</b>	<b>2.79</b>
<b>ILP/TLP Well-Being Outcomes</b>				
EPSDT Medical Visits	82%	78%	4	3.12
EPSDT Dental Visits	77%	89%	4	3.56
Academic Supports	44%	87%	2	1.74
Provider ECEM Visits	79%	89%	4	3.56
Placements with Siblings	21%	0%	Not Scored	Not Scored
Placements within Legal County	24%	0%	Not Scored	Not Scored
<b>Well-Being Sub-Total</b>			<b>14</b>	<b>12.24</b>
<b>ILP/TLP Specialty Outcomes</b>				
Academic/Career Development	75%	90%	10	9.00
Ind Living Skills Provision	58%	89%	15	13.35
Financial Independence	52%	88%	5	4.40
Community Connections	73%	100%	5	5.00
WTLP/Life Coach	63%	88%	15	13.20
<b>Specialty Sub-Total</b>			<b>50</b>	<b>44.95</b>
*Performance calculation descriptions can be found in the FY 2018 RBWO PBP Measurements and Standards Guide.				

Monitoring &amp; Outcomes: Possible Points = 100

Points Earned = 90.29





## Performance-Based Placement Measures

### RBWO Provider GA+SCORECARD - ILP/TLP

Report Quarter: Q1 FY2018

<b>Score Before Incentives Credit</b>	<b>90.29%</b>
<b>Incentives Awarded</b>	<b>10.00 pts</b>
<b>PBP Verification</b>	<b>N/A pts</b>
<b>Total Score</b>	<b>100.29%</b>

#### Provider/Program Name: Elks Aidmore Children's Center - Transitional Living Program (629) - CCI

Program Census Information:		# Children in Care During Quarter: 15	# Placements During Quarter: 15	# Children in Care On Last Day: 10
ILP/TLP Incentive Credits	Avg Performance All ILP/TLPs (Points)	Provider Performance (%)*	Possible Points (Weight)	Provider Points Earned
No DJJ or DOC Involvement		95%	5	4.75
Extended Foster Care Services		50%	5	2.50
Positive Permanency Connections		50%	5	2.50
High School Graduation/College Participation/Professional Certification		11%	20	2.20
Part-Time Employment with Medical Benefits		0%	20	0.00
Living Arrangements at Discharge		20%	20	4.00
Additional Academic Supports		82%	2	1.64
Additional IL Skills Provision		83%	5	4.15
Active Agency Accreditation		0%	4	0.00
Staff Clinical Licensure		10%	5	0.50
<b>Incentives Total</b>	<b>13.70</b>		<b>91</b>	<b>22.24</b>

\*Performance calculation descriptions can be found in the FY 2018 RBWO PBP Measurements and Standards Guide.

#### Child Protective Services Investigations and Dispositions

The following investigations data, which is not used for scoring but is considered significant to a provider's performance, is from Georgia SHINES and is not considered final or complete until the end of the fiscal year.

Total Reports:	0	
Number Screened In:	0	
Number Screened Out:	0	
Number Substantiated:	0	
Number Unsubstantiated:	0	
Number Active CPS Investigations:	0	



**DHS, DFCS, Office of Provider Management**  
**Performance-Based Placement Measures**  
**RBWO Provider GA+SCORECARD - ILP/TLP**  
**Report Quarter: Q1 FY2018**



One or more parameters were not specified for the subreport, 'Subreport2', located at:  
/PBP\_FY2018\_ScoreCard\_ILPTLP.



## Performance-Based Placement Measures RBWO Provider GA+SCORECARD - ILP/TLP

Report Quarter: Q1 FY2018

**Provider/Program Name: ENA, Inc., dba NECCO (formerly GA SAFE) - Albany ILP (5171) - CCI**

2231 Dawson Road, Albany, GA 31707

Phone: 229-299-5095

Vendor ID# 119959

### Quarterly Scores (Grades)

Q1: 99.13 (A+)

Q2: N/A

Q3: N/A

Q4: N/A

### Current Quarter Score (Grade)

99.13%

(A+)

Program Census Information:

# Children in Care During  
Quarter: 13

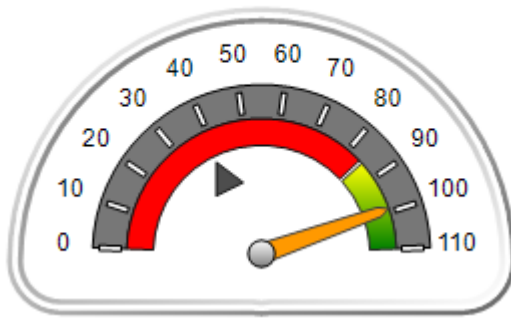
# Placements During  
Quarter: 13

# Children in Care On Last  
Day: 12

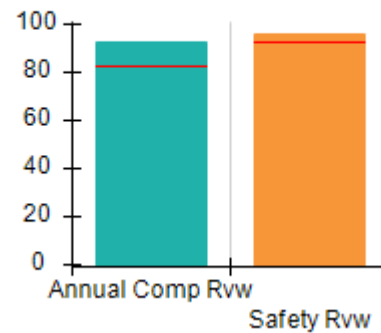
### Quarterly Provider Comparisons to All ILP/TLPs

▼ — indicates average for all ILP/TLPs

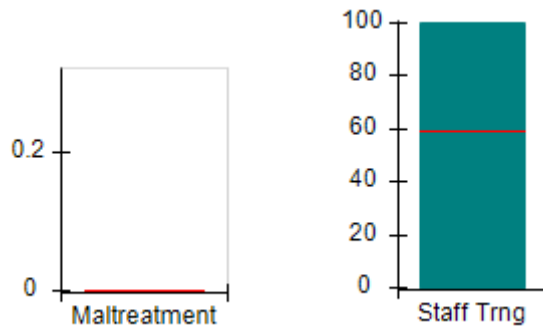
#### Overall Score (%)



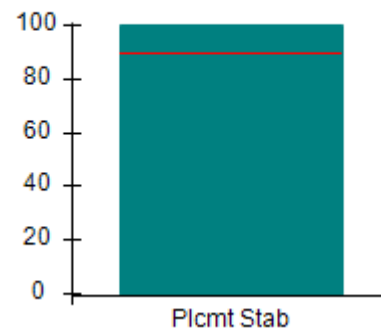
#### OPM Monitoring Reviews (%)



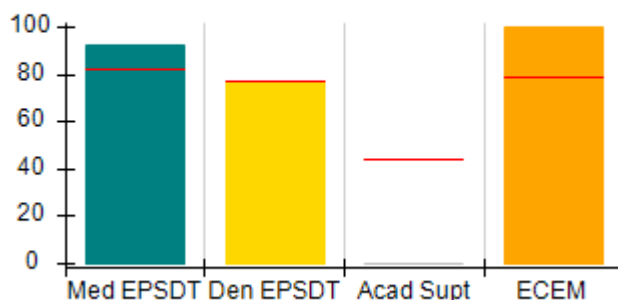
#### Safety Outcomes (%)



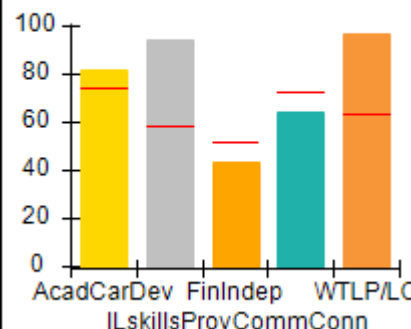
#### Permanency Outcomes (%)



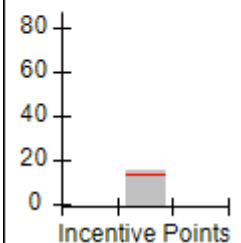
#### Well-Being Outcomes (%)



#### ILP/TLP Outcomes (%)



#### Incentives Earned (Points)





**Performance-Based Placement Measures**  
**RBWO Provider GA+SCORECARD - ILP/TLP**

**Report Quarter: Q1 FY2018**

**Provider/Program Name: ENA, Inc., dba NECCO (formerly GA SAFE) - Albany ILP (5171) - CCI**

<b>2231 Dawson Road, Albany, GA 31707</b>  <b>Phone: 229-299-5095</b>  <b>Vendor ID# 119959</b>	<b>Quarterly Scores (Grades)</b>		<b>Current Quarter Score (Grade)</b>
	<b>Q1: 99.13 (A+)</b>	<b>Q2: N/A</b>	<b>99.13%</b>
	<b>Q3: N/A</b>	<b>Q4: N/A</b>	<b>(A+)</b>

Program Census Information:	# Children in Care During Quarter: 13	# Placements During Quarter: 13	# Children in Care On Last Day: 12
-----------------------------	---------------------------------------	---------------------------------	------------------------------------

	<b>Avg Performance All ILP/TLPs (%)</b>	<b>Provider Performance (%)*</b>	<b>Possible Points (Weight)</b>	<b>Provider Points Earned</b>
--	---	----------------------------------	---------------------------------	-------------------------------

**OPM Monitoring Reviews**

Annual Comprehensive Reviews	83%	92%	15	13.87
Safety Reviews	93%	96%	5	4.80
<b>Monitoring Sub-Total</b>			<b>20</b>	<b>18.67</b>

**ILP/TLP Safety Outcomes**

Incidence of Maltreatment	0.00%	No Substantiated Reports	3	3.00
Staff Training	59%	100%	10	10.00
<b>Safety Sub-Total</b>			<b>13</b>	<b>13.00</b>

**ILP/TLP Permanency Outcomes**

Placement Stability	90%	100%	3	3.00
<b>Permanency Sub-Total</b>			<b>3</b>	<b>3.00</b>

**ILP/TLP Well-Being Outcomes**

EPSDT Medical Visits	82%	92%	4	3.68
EPSDT Dental Visits	77%	77%	4	3.08
Academic Supports	44%	0%	2	0.00
Provider ECEM Visits	79%	100%	4	4.00
Placements with Siblings	21%	0%	Not Scored	Not Scored
Placements within Legal County	24%	0%	Not Scored	Not Scored
<b>Well-Being Sub-Total</b>			<b>14</b>	<b>12.26</b>

**ILP/TLP Specialty Outcomes**

Academic/Career Development	75%	82%	10	8.20
Ind Living Skills Provision	58%	94%	15	14.10
Financial Independence	52%	43%	5	2.15
Community Connections	73%	64%	5	3.20
WTLP/Life Coach	63%	97%	15	14.55
<b>Specialty Sub-Total</b>			<b>50</b>	<b>42.20</b>

\*Performance calculation descriptions can be found in the FY 2018 RBWO PBP Measurements and Standards Guide.

<b>Monitoring &amp; Outcomes: Possible Points = 100</b>	<b>Points Earned = 89.13</b>
---	------------------------------



## Performance-Based Placement Measures

### RBWO Provider GA+SCORECARD - ILP/TLP

Report Quarter: Q1 FY2018

<b>Score Before Incentives Credit</b>	<b>89.13%</b>
<b>Incentives Awarded</b>	<b>10.00 pts</b>
<b>PBP Verification</b>	<b>N/A pts</b>
<b>Total Score</b>	<b>99.13%</b>

#### Provider/Program Name: ENA, Inc., dba NECCO (formerly GA SAFE) - Albany ILP (5171) - CCI

Program Census Information:		# Children in Care During Quarter: 13	# Placements During Quarter: 13	# Children in Care On Last Day: 12
ILP/TLP Incentive Credits	Avg Performance All ILP/TLPs (Points)	Provider Performance (%)*	Possible Points (Weight)	Provider Points Earned
No DJJ or DOC Involvement		100%	5	5.00
Extended Foster Care Services		100%	5	5.00
Positive Permanency Connections		9%	5	0.45
High School Graduation/College Participation/Professional Certification		15%	20	3.00
Part-Time Employment with Medical Benefits		0%	20	0.00
Living Arrangements at Discharge		0%	20	0.00
Additional Academic Supports		0%	2	0.00
Additional IL Skills Provision		3%	5	0.15
Active Agency Accreditation		50%	4	2.00
Staff Clinical Licensure		0%	5	0.00
<b>Incentives Total</b>	<b>13.70</b>		<b>91</b>	<b>15.60</b>

\*Performance calculation descriptions can be found in the FY 2018 RBWO PBP Measurements and Standards Guide.

#### Child Protective Services Investigations and Dispositions

The following investigations data, which is not used for scoring but is considered significant to a provider's performance, is from Georgia SHINES and is not considered final or complete until the end of the fiscal year.

Total Reports:	0	
Number Screened In:	0	
Number Screened Out:	0	
Number Substantiated:	0	
Number Unsubstantiated:	0	
Number Active CPS Investigations:	0	



# Performance-Based Placement Measures

## RBWO Provider GA+SCORECARD - ILP/TLP

Report Quarter: Q1 FY2018

**Provider/Program Name: ENA, Inc., dba NECCO (formerly GA SAFE) - Jonesboro ILP (5136) - CCI**

9556 Tara Blvd., Jonesboro, GA 30236

Phone: 678-610-1933

Vendor ID# 114043

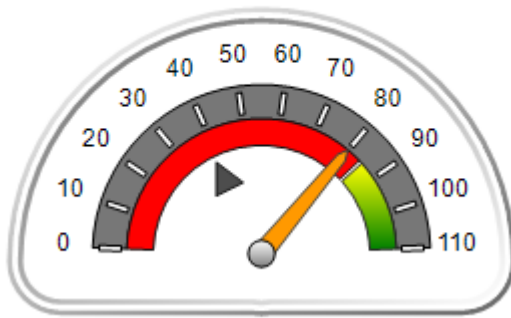
Quarterly Scores (Grades)		Current Quarter Score (Grade)
Q1: 79.89 (C+)	Q2: N/A	79.89% (C+)
Q3: N/A	Q4: N/A	

Program Census Information:	# Children in Care During Quarter: 32	# Placements During Quarter: 33	# Children in Care On Last Day: 29
-----------------------------	---------------------------------------	---------------------------------	------------------------------------

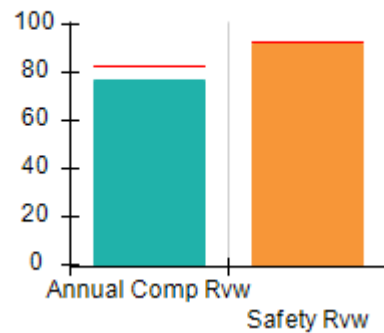
### Quarterly Provider Comparisons to All ILP/TLPs

indicates average for all ILP/TLPs

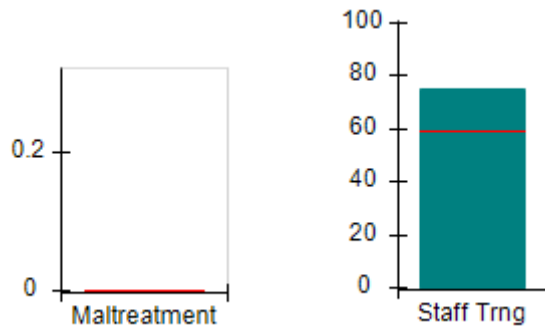
Overall Score (%)



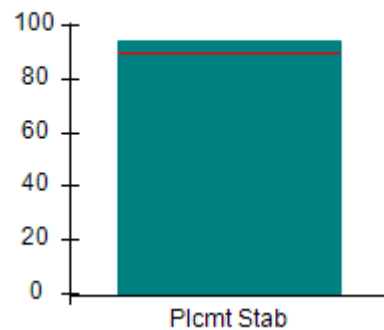
OPM Monitoring Reviews (%)



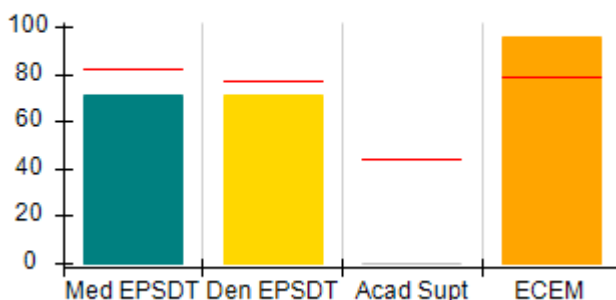
Safety Outcomes (%)



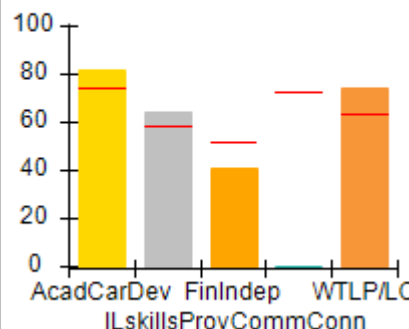
Permanency Outcomes (%)



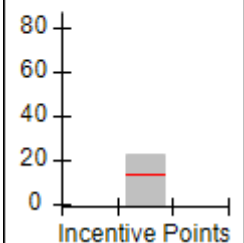
Well-Being Outcomes (%)



ILP/TLP Outcomes (%)



Incentives Earned (Points)





## Performance-Based Placement Measures

### RBWO Provider GA+SCORECARD - ILP/TLP

Report Quarter: Q1 FY2018

<b>Provider/Program Name: ENA, Inc., dba NECCO (formerly GA SAFE) - Jonesboro ILP (5136) - CCI</b>				
<b>9556 Tara Blvd., Jonesboro, GA 30236</b>		<b>Quarterly Scores (Grades)</b>		<b>Current Quarter Score (Grade)</b>
<b>Phone: 678-610-1933</b>		<b>Q1: 79.89 (C+)</b>	<b>Q2: N/A</b>	<b>79.89% (C+)</b>
<b>Vendor ID# 114043</b>		<b>Q3: N/A</b>	<b>Q4: N/A</b>	
Program Census Information:		# Children in Care During Quarter: 32	# Placements During Quarter: 33	# Children in Care On Last Day: 29
	<b>Avg Performance All ILP/TLPs (%)</b>	<b>Provider Performance (%)*</b>	<b>Possible Points (Weight)</b>	<b>Provider Points Earned</b>
<b>OPM Monitoring Reviews</b>				
Annual Comprehensive Reviews	83%	77%	15	11.51
Safety Reviews	93%	92%	5	4.59
<b>Monitoring Sub-Total</b>			<b>20</b>	<b>16.10</b>
<b>ILP/TLP Safety Outcomes</b>				
Incidence of Maltreatment	0.00%	No Substantiated Reports	3	3.00
Staff Training	59%	75%	10	7.50
<b>Safety Sub-Total</b>			<b>13</b>	<b>10.50</b>
<b>ILP/TLP Permanency Outcomes</b>				
Placement Stability	90%	94%	3	2.82
<b>Permanency Sub-Total</b>			<b>3</b>	<b>2.82</b>
<b>ILP/TLP Well-Being Outcomes</b>				
EPSDT Medical Visits	82%	71%	4	2.84
EPSDT Dental Visits	77%	71%	4	2.84
Academic Supports	44%	0%	2	0.00
Provider ECEM Visits	79%	96%	4	3.84
Placements with Siblings	21%	Not Eligible	Not Scored	Not Scored
Placements within Legal County	24%	0%	Not Scored	Not Scored
<b>Well-Being Sub-Total</b>			<b>14</b>	<b>9.52</b>
<b>ILP/TLP Specialty Outcomes</b>				
Academic/Career Development	75%	82%	10	8.20
Ind Living Skills Provision	58%	64%	15	9.60
Financial Independence	52%	41%	5	2.05
Community Connections	73%	0%	5	0.00
WTLP/Life Coach	63%	74%	15	11.10
<b>Specialty Sub-Total</b>			<b>50</b>	<b>30.95</b>
*Performance calculation descriptions can be found in the FY 2018 RBWO PBP Measurements and Standards Guide.				

**Monitoring & Outcomes: Possible Points = 100**
**Points Earned = 69.89**



## Performance-Based Placement Measures

### RBWO Provider GA+SCORECARD - ILP/TLP

Report Quarter: Q1 FY2018

<b>Score Before Incentives Credit</b>	<b>69.89%</b>
<b>Incentives Awarded</b>	<b>10.00 pts</b>
<b>PBP Verification</b>	<b>N/A pts</b>
<b>Total Score</b>	<b>79.89%</b>

#### Provider/Program Name: ENA, Inc., dba NECCO (formerly GA SAFE) - Jonesboro ILP (5136) - CCI

Program Census Information:		# Children in Care During Quarter: 32	# Placements During Quarter: 33	# Children in Care On Last Day: 29
ILP/TLP Incentive Credits	Avg Performance All ILP/TLPs (Points)	Provider Performance (%)*	Possible Points (Weight)	Provider Points Earned
No DJJ or DOC Involvement		100%	5	5.00
Extended Foster Care Services		100%	5	5.00
Positive Permanency Connections		0%	5	0.00
High School Graduation/College Participation/Professional Certification		50%	20	10.00
Part-Time Employment with Medical Benefits		0%	20	0.00
Living Arrangements at Discharge		0%	20	0.00
Additional Academic Supports		0%	2	0.00
Additional IL Skills Provision		12%	5	0.60
Active Agency Accreditation		50%	4	2.00
Staff Clinical Licensure		0%	5	0.00
<b>Incentives Total</b>	<b>13.70</b>		<b>91</b>	<b>22.60</b>

\*Performance calculation descriptions can be found in the FY 2018 RBWO PBP Measurements and Standards Guide.

#### Child Protective Services Investigations and Dispositions

The following investigations data, which is not used for scoring but is considered significant to a provider's performance, is from Georgia SHINES and is not considered final or complete until the end of the fiscal year.

Total Reports:	0	
Number Screened In:	0	
Number Screened Out:	0	
Number Substantiated:	0	
Number Unsubstantiated:	0	
Number Active CPS Investigations:	0	





# Performance-Based Placement Measures

## RBWO Provider GA+SCORECARD - ILP/TLP

Report Quarter: Q1 FY2018

**Provider/Program Name: ENA, Inc., dba NECCO (formerly GA SAFE) - Macon ILP (5172) - CCI**

150 North Crest Blvd, Macon, GA 31210

Phone: 478-254-2902

Vendor ID# 92617

Quarterly Scores (Grades)

Current Quarter Score (Grade)

Q1: 60.29 (D-)

Q2: N/A

60.29%

Q3: N/A

Q4: N/A

(D-)

Program Census Information:

# Children in Care During Quarter: 25

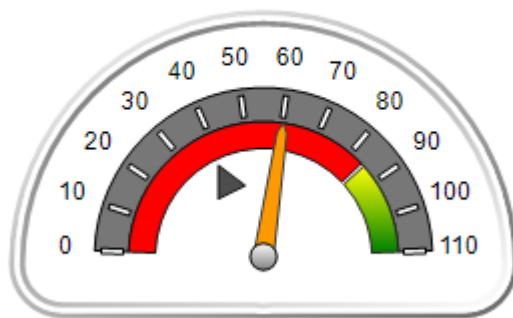
# Placements During Quarter: 25

# Children in Care On Last Day: 19

### Quarterly Provider Comparisons to All ILP/TLPs

▼ indicates average for all ILP/TLPs

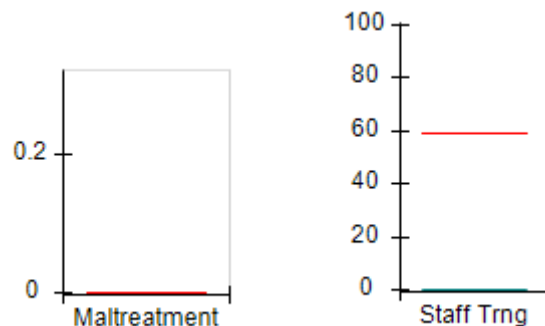
Overall Score (%)



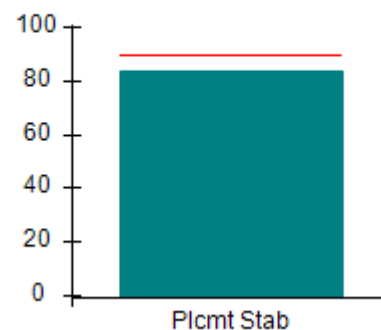
OPM Monitoring Reviews (%)



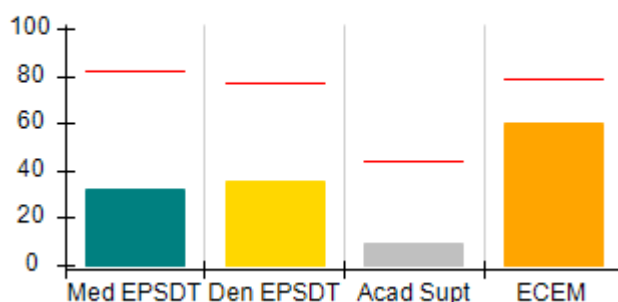
Safety Outcomes (%)



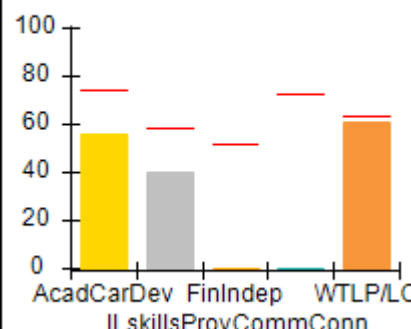
Permanency Outcomes (%)



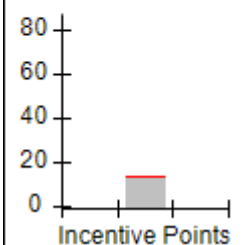
Well-Being Outcomes (%)



ILP/TLP Outcomes (%)



Incentives Earned (Points)





## Performance-Based Placement Measures

### RBWO Provider GA+SCORECARD - ILP/TLP

Report Quarter: Q1 FY2018

**Provider/Program Name: ENA, Inc., dba NECCO (formerly GA SAFE) - Macon ILP (5172) - CCI**

<b>150 North Crest Blvd, Macon, GA 31210</b>  <b>Phone: 478-254-2902</b>  <b>Vendor ID# 92617</b>	<b>Quarterly Scores (Grades)</b>		<b>Current Quarter Score (Grade)</b>
	<b>Q1: 60.29 (D-)</b>	<b>Q2: N/A</b>	<b>60.29% (D-)</b>
	<b>Q3: N/A</b>	<b>Q4: N/A</b>	

Program Census Information:	# Children in Care During Quarter: 25	# Placements During Quarter: 25	# Children in Care On Last Day: 19
-----------------------------	---------------------------------------	---------------------------------	------------------------------------

	<b>Avg Performance All ILP/TLPs (%)</b>	<b>Provider Performance (%)*</b>	<b>Possible Points (Weight)</b>	<b>Provider Points Earned</b>
--	---	----------------------------------	---------------------------------	-------------------------------

#### OPM Monitoring Reviews

Annual Comprehensive Reviews	83%	91%	15	13.72
Safety Reviews	93%	100%	5	5.00
<b>Monitoring Sub-Total</b>			<b>20</b>	<b>18.72</b>

#### ILP/TLP Safety Outcomes

Incidence of Maltreatment	0.00%	No Substantiated Reports	3	3.00
Staff Training	59%	0%	10	0.00
<b>Safety Sub-Total</b>			<b>13</b>	<b>3.00</b>

#### ILP/TLP Permanency Outcomes

Placement Stability	90%	84%	3	2.52
<b>Permanency Sub-Total</b>			<b>3</b>	<b>2.52</b>

#### ILP/TLP Well-Being Outcomes

EPSDT Medical Visits	82%	32%	4	1.28
EPSDT Dental Visits	77%	36%	4	1.44
Academic Supports	44%	9%	2	0.18
Provider ECEM Visits	79%	60%	4	2.40
Placements with Siblings	21%	0%	Not Scored	Not Scored
Placements within Legal County	24%	50%	Not Scored	Not Scored
<b>Well-Being Sub-Total</b>			<b>14</b>	<b>5.30</b>

#### ILP/TLP Specialty Outcomes

Academic/Career Development	75%	56%	10	5.60
Ind Living Skills Provision	58%	40%	15	6.00
Financial Independence	52%	0%	5	0.00
Community Connections	73%	0%	5	0.00
WTLP/Life Coach	63%	61%	15	9.15
<b>Specialty Sub-Total</b>			<b>50</b>	<b>20.75</b>

\*Performance calculation descriptions can be found in the FY 2018 RBWO PBP Measurements and Standards Guide.

<b>Monitoring &amp; Outcomes: Possible Points = 100</b>	<b>Points Earned = 50.29</b>
---	------------------------------



## Performance-Based Placement Measures

### RBWO Provider GA+SCORECARD - ILP/TLP

Report Quarter: Q1 FY2018

<b>Score Before Incentives Credit</b>	<b>50.29%</b>
<b>Incentives Awarded</b>	<b>10.00 pts</b>
<b>PBP Verification</b>	<b>N/A pts</b>
<b>Total Score</b>	<b>60.29%</b>

#### Provider/Program Name: ENA, Inc., dba NECCO (formerly GA SAFE) - Macon ILP (5172) - CCI

Program Census Information:		# Children in Care During Quarter: 25	# Placements During Quarter: 25	# Children in Care On Last Day: 19
ILP/TLP Incentive Credits	Avg Performance All ILP/TLPs (Points)	Provider Performance (%)*	Possible Points (Weight)	Provider Points Earned
No DJJ or DOC Involvement		100%	5	5.00
Extended Foster Care Services		0%	5	0.00
Positive Permanency Connections		0%	5	0.00
High School Graduation/College Participation/Professional Certification		0%	20	0.00
Part-Time Employment with Medical Benefits		33%	20	6.60
Living Arrangements at Discharge		0%	20	0.00
Additional Academic Supports		0%	2	0.00
Additional IL Skills Provision		0%	5	0.00
Active Agency Accreditation		50%	4	2.00
Staff Clinical Licensure		0%	5	0.00
<b>Incentives Total</b>	<b>13.70</b>		<b>91</b>	<b>13.60</b>

\*Performance calculation descriptions can be found in the FY 2018 RBWO PBP Measurements and Standards Guide.

#### Child Protective Services Investigations and Dispositions

The following investigations data, which is not used for scoring but is considered significant to a provider's performance, is from Georgia SHINES and is not considered final or complete until the end of the fiscal year.

Total Reports:	0	
Number Screened In:	0	
Number Screened Out:	0	
Number Substantiated:	0	
Number Unsubstantiated:	0	
Number Active CPS Investigations:	0	



# Performance-Based Placement Measures RBWO Provider GA+SCORECARD - ILP/TLP

Report Quarter: Q1 FY2018

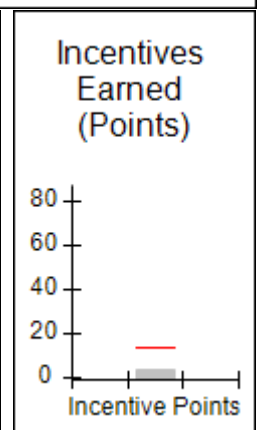
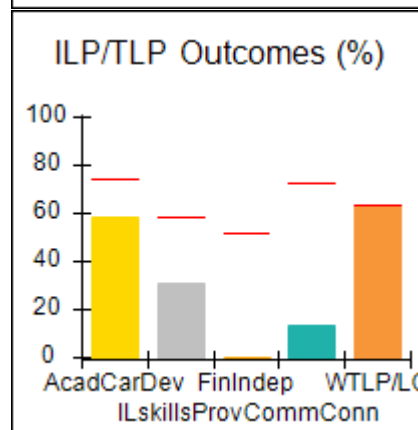
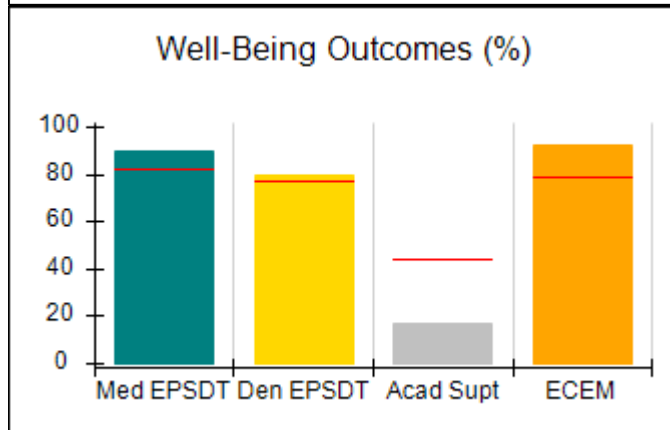
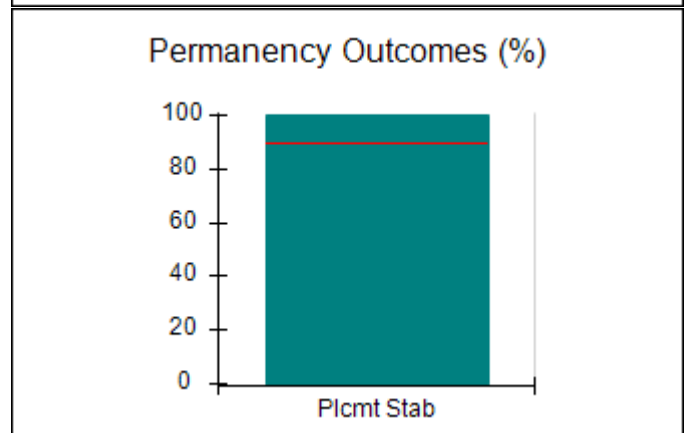
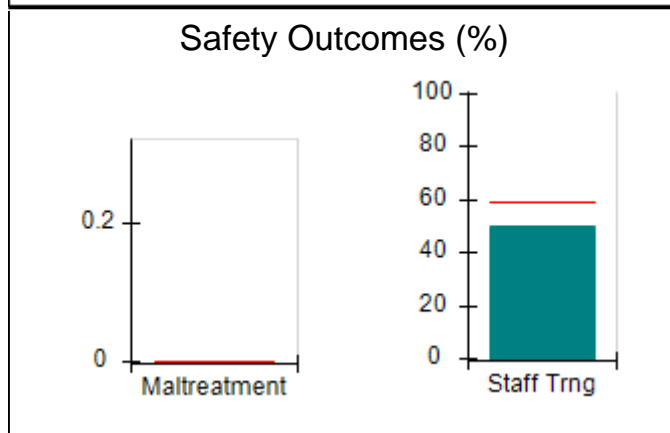
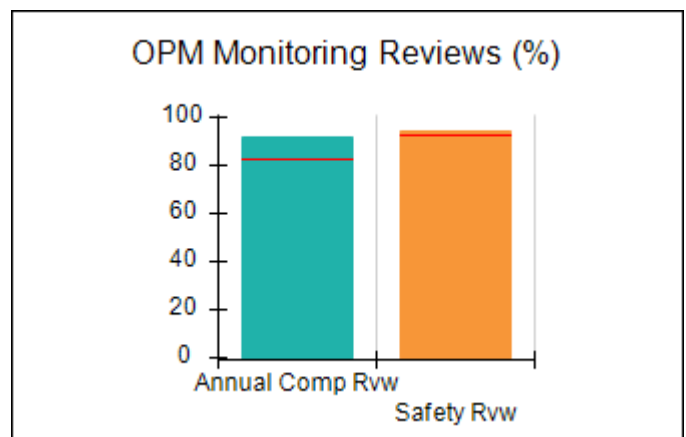
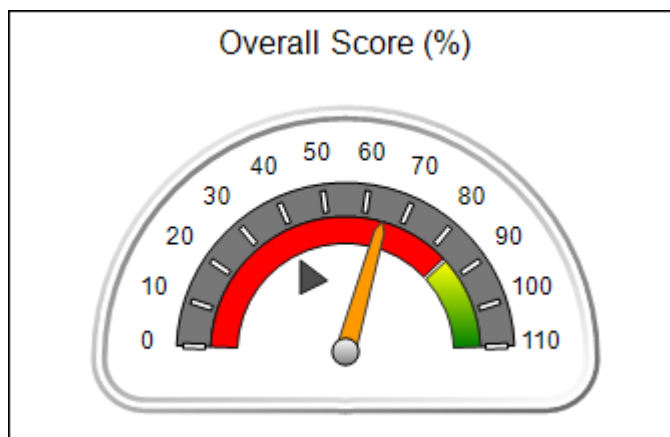
**Provider/Program Name: ENA, Inc., dba NECCO (formerly GA SAFE) - Martinez ILP (5137) - CCI**

<b>4424 Columbia Rd., Martinez, GA 30907</b>  <b>Phone: 706-210-3435</b>  <b>Vendor ID# 114072</b>	Quarterly Scores (Grades)		Current Quarter Score (Grade)
	Q1: 64.85 (D)	Q2: N/A	<b>64.85%</b> <b>(D)</b>
	Q3: N/A	Q4: N/A	

Program Census Information:	# Children in Care During Quarter: 11	# Placements During Quarter: 11	# Children in Care On Last Day: 10
-----------------------------	---------------------------------------	---------------------------------	------------------------------------

## Quarterly Provider Comparisons to All ILP/TLPs

▼ — indicates average for all ILP/TLPs





**Performance-Based Placement Measures**  
**RBWO Provider GA+SCORECARD - ILP/TLP**

**Report Quarter: Q1 FY2018**

**Provider/Program Name: ENA, Inc., dba NECCO (formerly GA SAFE) - Martinez ILP (5137) - CCI**

<b>4424 Columbia Rd., Martinez, GA 30907</b>  <b>Phone: 706-210-3435</b>  <b>Vendor ID# 114072</b>	<b>Quarterly Scores (Grades)</b>		<b>Current Quarter Score (Grade)</b>
	<b>Q1: 64.85 (D)</b>	<b>Q2: N/A</b>	<b>64.85%</b>
	<b>Q3: N/A</b>	<b>Q4: N/A</b>	<b>(D)</b>

Program Census Information:	# Children in Care During Quarter: 11	# Placements During Quarter: 11	# Children in Care On Last Day: 10
-----------------------------	---------------------------------------	---------------------------------	------------------------------------

	<b>Avg Performance All ILP/TLPs (%)</b>	<b>Provider Performance (%)*</b>	<b>Possible Points (Weight)</b>	<b>Provider Points Earned</b>
--	---	----------------------------------	---------------------------------	-------------------------------

**OPM Monitoring Reviews**

Annual Comprehensive Reviews	83%	92%	15	13.73
Safety Reviews	93%	94%	5	4.70
<b>Monitoring Sub-Total</b>			<b>20</b>	<b>18.43</b>

**ILP/TLP Safety Outcomes**

Incidence of Maltreatment	0.00%	No Substantiated Reports	3	3.00
Staff Training	59%	50%	10	5.00
<b>Safety Sub-Total</b>			<b>13</b>	<b>8.00</b>

**ILP/TLP Permanency Outcomes**

Placement Stability	90%	100%	3	3.00
<b>Permanency Sub-Total</b>			<b>3</b>	<b>3.00</b>

**ILP/TLP Well-Being Outcomes**

EPSDT Medical Visits	82%	90%	4	3.60
EPSDT Dental Visits	77%	80%	4	3.20
Academic Supports	44%	17%	2	0.34
Provider ECEM Visits	79%	92%	4	3.68
Placements with Siblings	21%	100%	Not Scored	Not Scored
Placements within Legal County	24%	33%	Not Scored	Not Scored
<b>Well-Being Sub-Total</b>			<b>14</b>	<b>10.82</b>

**ILP/TLP Specialty Outcomes**

Academic/Career Development	75%	58%	10	5.80
Ind Living Skills Provision	58%	31%	15	4.65
Financial Independence	52%	0%	5	0.00
Community Connections	73%	13%	5	0.65
WTLP/Life Coach	63%	63%	15	9.45
<b>Specialty Sub-Total</b>			<b>50</b>	<b>20.55</b>

\*Performance calculation descriptions can be found in the FY 2018 RBWO PBP Measurements and Standards Guide.

<b>Monitoring &amp; Outcomes: Possible Points = 100</b>	<b>Points Earned = 60.80</b>
---	------------------------------



## Performance-Based Placement Measures

### RBWO Provider GA+SCORECARD - ILP/TLP

Report Quarter: Q1 FY2018

<b>Score Before Incentives Credit</b>	<b>60.80%</b>
<b>Incentives Awarded</b>	<b>04.05 pts</b>
<b>PBP Verification</b>	<b>N/A pts</b>
<b>Total Score</b>	<b>64.85%</b>

#### Provider/Program Name: ENA, Inc., dba NECCO (formerly GA SAFE) - Martinez ILP (5137) - CCI

Program Census Information:		# Children in Care During Quarter: 11	# Placements During Quarter: 11	# Children in Care On Last Day: 10
ILP/TLP Incentive Credits	Avg Performance All ILP/TLPs (Points)	Provider Performance (%)*	Possible Points (Weight)	Provider Points Earned
No DJJ or DOC Involvement		0%	5	0.00
Extended Foster Care Services		33%	5	1.65
Positive Permanency Connections		0%	5	0.00
High School Graduation/College Participation/Professional Certification		0%	20	0.00
Part-Time Employment with Medical Benefits		0%	20	0.00
Living Arrangements at Discharge		0%	20	0.00
Additional Academic Supports		0%	2	0.00
Additional IL Skills Provision		8%	5	0.40
Active Agency Accreditation		50%	4	2.00
Staff Clinical Licensure		0%	5	0.00
<b>Incentives Total</b>	<b>13.70</b>		<b>91</b>	<b>4.05</b>

\*Performance calculation descriptions can be found in the FY 2018 RBWO PBP Measurements and Standards Guide.

#### Child Protective Services Investigations and Dispositions

The following investigations data, which is not used for scoring but is considered significant to a provider's performance, is from Georgia SHINES and is not considered final or complete until the end of the fiscal year.

Total Reports:	0	
Number Screened In:	0	
Number Screened Out:	0	
Number Substantiated:	0	
Number Unsubstantiated:	0	
Number Active CPS Investigations:	0	



# Performance-Based Placement Measures

## RBWO Provider GA+SCORECARD - ILP/TLP

Report Quarter: Q1 FY2018

**Provider/Program Name: Exquisite Care - ILP (5195) - CCI**

9220 Grady Dr., Jonesboro, GA 30238

Phone: 770-580-0542

Vendor ID# 125387

**Quarterly Scores (Grades)**
**Current Quarter Score (Grade)**

Q1: 68.67 (D+)

Q2: N/A

68.67%

Q3: N/A

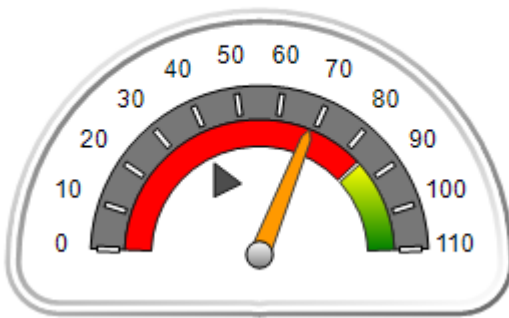
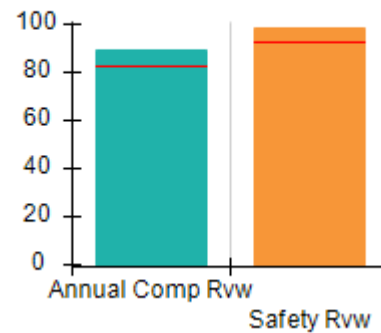
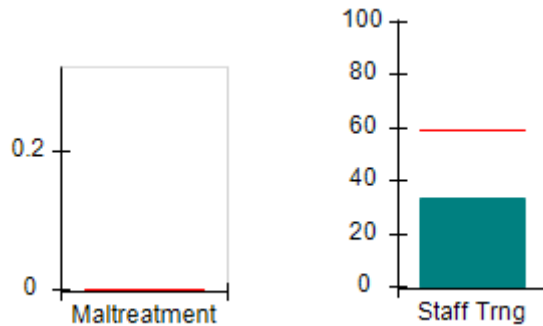
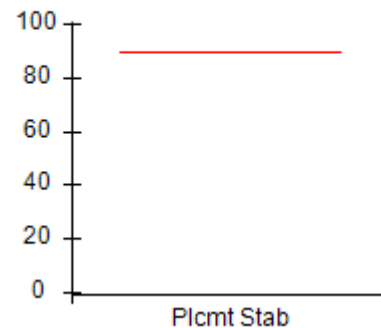
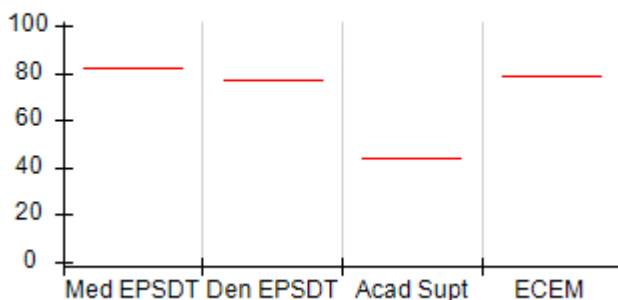
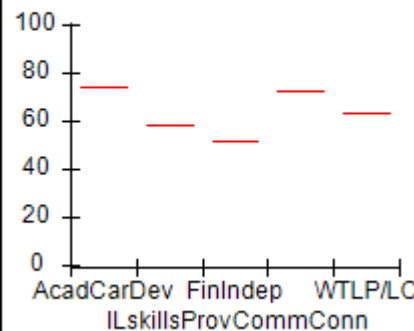
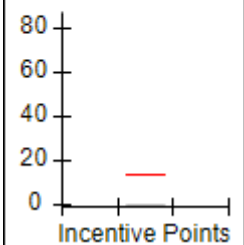
Q4: N/A

(D+)

Program Census Information:

# Children in Care During  
Quarter: 0# Placements During  
Quarter: 0# Children in Care On Last  
Day: 0
**Quarterly Provider Comparisons to All ILP/TLPs**

indicates average for all ILP/TLPs

**Overall Score (%)**

**OPM Monitoring Reviews (%)**

**Safety Outcomes (%)**

**Permanency Outcomes (%)**

**Well-Being Outcomes (%)**

**ILP/TLP Outcomes (%)**

**Incentives Earned (Points)**




# Performance-Based Placement Measures

## RBWO Provider GA+SCORECARD - ILP/TLP

Report Quarter: Q1 FY2018

<b>Provider/Program Name: Exquisite Care - ILP (5195) - CCI</b>				
<b>9220 Grady Dr., Jonesboro, GA 30238</b>		<b>Quarterly Scores (Grades)</b>		<b>Current Quarter Score (Grade)</b>
<b>Phone: 770-580-0542</b>		<b>Q1: 68.67 (D+)</b>	<b>Q2: N/A</b>	<b>68.67% (D+)</b>
<b>Vendor ID# 125387</b>		<b>Q3: N/A</b>	<b>Q4: N/A</b>	
Program Census Information:		# Children in Care During Quarter: 0	# Placements During Quarter: 0	# Children in Care On Last Day: 0
	<b>Avg Performance All ILP/TLPs (%)</b>	<b>Provider Performance (%)*</b>	<b>Possible Points (Weight)</b>	<b>Provider Points Earned</b>
<b>OPM Monitoring Reviews</b>				
Annual Comprehensive Reviews	83%	90%	15	13.45
Safety Reviews	93%	98%	5	4.92
<b>Monitoring Sub-Total</b>			<b>20</b>	<b>18.37</b>
<b>ILP/TLP Safety Outcomes</b>				
Incidence of Maltreatment	0.00%	Not Eligible		
Staff Training	59%	33%	13	4.29
<b>Safety Sub-Total</b>			<b>13</b>	<b>4.29</b>
<b>ILP/TLP Permanency Outcomes</b>				
Placement Stability	90%	Not Eligible		
<b>Permanency Sub-Total</b>			<b>N/A</b>	
<b>ILP/TLP Well-Being Outcomes</b>				
EPSDT Medical Visits	82%	Not Eligible		
EPSDT Dental Visits	77%	Not Eligible		
Academic Supports	44%	Not Eligible		
Provider ECEM Visits	79%	Not Eligible		
Placements with Siblings	21%	Not Eligible	Not Scored	Not Scored
Placements within Legal County	24%	Not Eligible	Not Scored	Not Scored
<b>Well-Being Sub-Total</b>			<b>N/A</b>	
<b>ILP/TLP Specialty Outcomes</b>				
Academic/Career Development	75%	Not Eligible		
Ind Living Skills Provision	58%	Not Eligible		
Financial Independence	52%	Not Eligible		
Community Connections	73%	Not Eligible		
WTLP/Life Coach	63%	Not Eligible		
<b>Specialty Sub-Total</b>			<b>N/A</b>	
*Performance calculation descriptions can be found in the FY 2018 RBWO PBP Measurements and Standards Guide.				
<b>Monitoring &amp; Outcomes: Possible Points = 33</b>			<b>Points Earned = 22.66</b>	
<b>Score Before Incentives Credit</b>			<b>68.67%</b>	



**Performance-Based Placement Measures**  
**RBWO Provider GA+SCORECARD - ILP/TLP**

Report Quarter: Q1 FY2018

Incentives Awarded	00.00 pts
PBP Verification	N/A pts
<b>Total Score</b>	<b>68.67%</b>

**Provider/Program Name: Exquisite Care - ILP (5195) - CCI**

Program Census Information:		# Children in Care During Quarter: 0	# Placements During Quarter: 0	# Children in Care On Last Day: 0
ILP/TLP Incentive Credits	Avg Performance All ILP/TLPs (Points)	Provider Performance (%)*	Possible Points (Weight)	Provider Points Earned
No DJJ or DOC Involvement		Not Eligible	5	
Extended Foster Care Services		Not Eligible	5	
Positive Permanency Connections		Not Eligible	5	
High School Graduation/College Participation/Professional Certification		Not Eligible	20	
Part-Time Employment with Medical Benefits		Not Eligible	20	
Living Arrangements at Discharge		Not Eligible	20	
Additional Academic Supports		Not Eligible	2	
Additional IL Skills Provision		Not Eligible	5	
Active Agency Accreditation		0%	4	0.00
Staff Clinical Licensure		0%	5	0.00
<b>Incentives Total</b>	<b>13.70</b>		<b>91</b>	<b>0.00</b>

\*Performance calculation descriptions can be found in the FY 2018 RBWO PBP Measurements and Standards Guide.

**Child Protective Services Investigations and Dispositions**

The following investigations data, which is not used for scoring but is considered significant to a provider's performance, is from Georgia SHINES and is not considered final or complete until the end of the fiscal year.

Total Reports:	0	
Number Screened In:	0	
Number Screened Out:	0	
Number Substantiated:	0	
Number Unsubstantiated:	0	
Number Active CPS Investigations:	0	



# Performance-Based Placement Measures

## RBWO Provider GA+SCORECARD - ILP/TLP

Report Quarter: Q1 FY2018

**Provider/Program Name: Exquisite Care - ILP 2 (5240) - CCI**

100 Chase Ridge Dr., Riverdale, GA 30296

Phone: 770-580-0542

Vendor ID# 143545

Program Census Information:

# Children in Care During  
Quarter: 6# Placements During  
Quarter: 6# Children in Care On Last  
Day: 5

## Quarterly Scores (Grades)

Q1: 63.26 (D-)

Q2: N/A

Q3: N/A

Q4: N/A

Current Quarter Score  
(Grade)

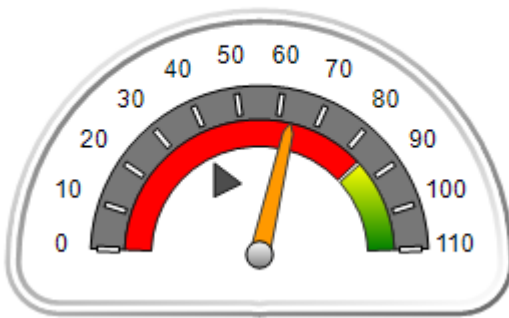
63.26%

(D-)

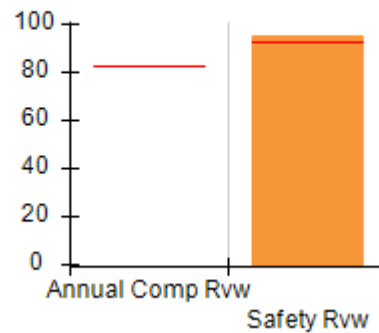
### Quarterly Provider Comparisons to All ILP/TLPs

indicates average for all ILP/TLPs

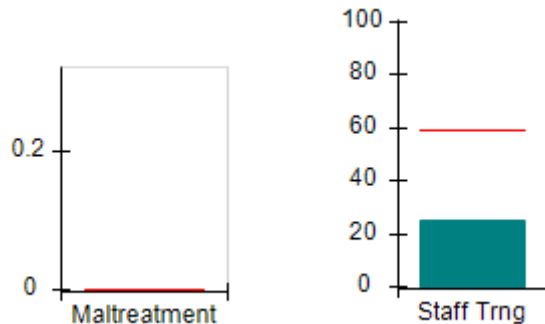
## Overall Score (%)



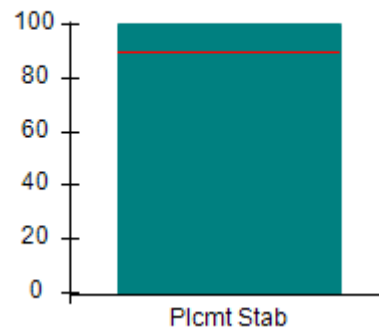
## OPM Monitoring Reviews (%)



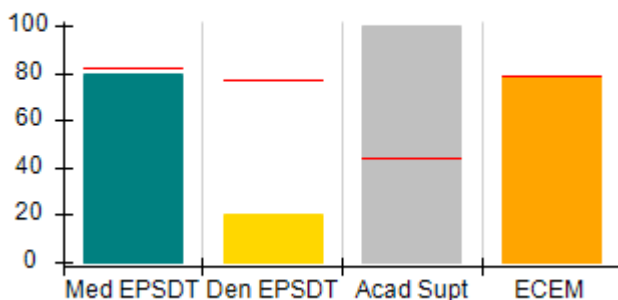
## Safety Outcomes (%)



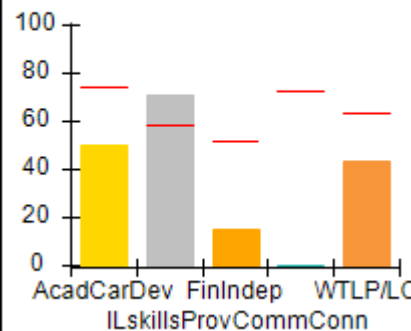
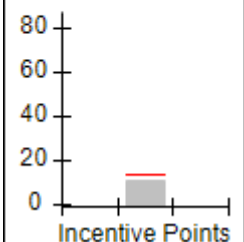
## Permanency Outcomes (%)



## Well-Being Outcomes (%)



## ILP/TLP Outcomes (%)

Incentives  
Earned  
(Points)



# Performance-Based Placement Measures

## RBWO Provider GA+SCORECARD - ILP/TLP

Report Quarter: Q1 FY2018

Provider/Program Name: Exquisite Care - ILP 2 (5240) - CCI				
100 Chase Ridge Dr., Riverdale, GA 30296		Quarterly Scores (Grades)		Current Quarter Score (Grade)
Phone: 770-580-0542		Q1: 63.26 (D-)	Q2: N/A	63.26% (D-)
Vendor ID# 143545		Q3: N/A	Q4: N/A	
Program Census Information:		# Children in Care During Quarter: 6	# Placements During Quarter: 6	# Children in Care On Last Day: 5
	Avg Performance All ILP/TLPs (%)	Provider Performance (%)*	Possible Points (Weight)	Provider Points Earned
<b>OPM Monitoring Reviews</b>				
Annual Comprehensive Reviews	83%	Not Yet Conducted		
Safety Reviews	93%	95%	5	4.76
<b>Monitoring Sub-Total</b>			<b>5</b>	<b>4.76</b>
<b>ILP/TLP Safety Outcomes</b>				
Incidence of Maltreatment	0.00%	No Substantiated Reports	3	3.00
Staff Training	59%	25%	10	2.50
<b>Safety Sub-Total</b>			<b>13</b>	<b>5.50</b>
<b>ILP/TLP Permanency Outcomes</b>				
Placement Stability	90%	100%	3	3.00
<b>Permanency Sub-Total</b>			<b>3</b>	<b>3.00</b>
<b>ILP/TLP Well-Being Outcomes</b>				
EPSDT Medical Visits	82%	80%	4	3.20
EPSDT Dental Visits	77%	20%	4	0.80
Academic Supports	44%	100%	2	2.00
Provider ECEM Visits	79%	79%	4	3.16
Placements with Siblings	21%	0%	Not Scored	Not Scored
Placements within Legal County	24%	0%	Not Scored	Not Scored
<b>Well-Being Sub-Total</b>			<b>14</b>	<b>9.16</b>
<b>ILP/TLP Specialty Outcomes</b>				
Academic/Career Development	75%	50%	10	5.00
Ind Living Skills Provision	58%	71%	15	10.65
Financial Independence	52%	15%	5	0.75
Community Connections	73%	0%	5	0.00
WTLP/Life Coach	63%	43%	15	6.45
<b>Specialty Sub-Total</b>			<b>50</b>	<b>22.85</b>
*Performance calculation descriptions can be found in the FY 2018 RBWO PBP Measurements and Standards Guide.				

Monitoring &amp; Outcomes: Possible Points = 85

Points Earned = 45.27



## Performance-Based Placement Measures

### RBWO Provider GA+SCORECARD - ILP/TLP

Report Quarter: Q1 FY2018

<b>Score Before Incentives Credit</b>	<b>53.26%</b>
<b>Incentives Awarded</b>	<b>10.00 pts</b>
<b>PBP Verification</b>	<b>N/A pts</b>
<b>Total Score</b>	<b>63.26%</b>

Provider/Program Name: Exquisite Care - ILP 2 (5240) - CCI				
Program Census Information:		# Children in Care During Quarter: 6	# Placements During Quarter: 6	# Children in Care On Last Day: 5
ILP/TLP Incentive Credits	Avg Performance All ILP/TLPs (Points)	Provider Performance (%)*	Possible Points (Weight)	Provider Points Earned
No DJJ or DOC Involvement		100%	5	5.00
Extended Foster Care Services		0%	5	0.00
Positive Permanency Connections		0%	5	0.00
High School Graduation/College Participation/Professional Certification		20%	20	4.00
Part-Time Employment with Medical Benefits		0%	20	0.00
Living Arrangements at Discharge		0%	20	0.00
Additional Academic Supports		Not Eligible	2	
Additional IL Skills Provision		46%	5	2.30
Active Agency Accreditation		0%	4	0.00
Staff Clinical Licensure		0%	5	0.00
<b>Incentives Total</b>	<b>13.70</b>		<b>91</b>	<b>11.30</b>
*Performance calculation descriptions can be found in the FY 2018 RBWO PBP Measurements and Standards Guide.				

Child Protective Services Investigations and Dispositions		
The following investigations data, which is not used for scoring but is considered significant to a provider's performance, is from Georgia SHINES and is not considered final or complete until the end of the fiscal year.		
Total Reports:	0	
Number Screened In:	0	
Number Screened Out:	0	
Number Substantiated:	0	
Number Unsubstantiated:	0	
Number Active CPS Investigations:	0	

**Performance-Based Placement Measures**  
**RBWO Provider GA+SCORECARD - ILP/TLP**

Report Quarter: Q1 FY2018

**Provider/Program Name: Families First - Independent Living Program (643) - CCI**80 Joseph E. Lowery Blvd NW, Atlanta, GA  
30314

Phone: 4048532844

Vendor ID# 35338

## Quarterly Scores (Grades)

Q1: 99.45 (A+)

Q2: N/A

Q3: N/A

Q4: N/A

Current Quarter Score  
(Grade)

99.45%

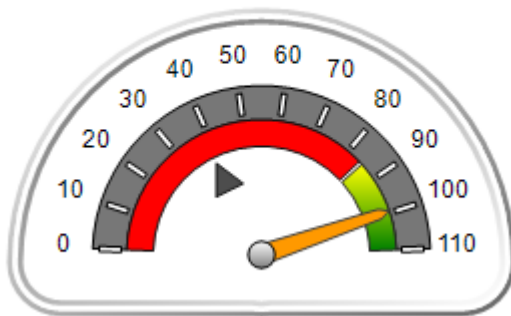
(A+)

Program Census Information:

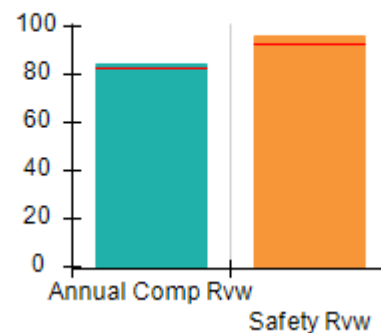
# Children in Care During  
Quarter: 7# Placements During  
Quarter: 7# Children in Care On Last  
Day: 6**Quarterly Provider Comparisons to All ILP/TLPs**

indicates average for all ILP/TLPs

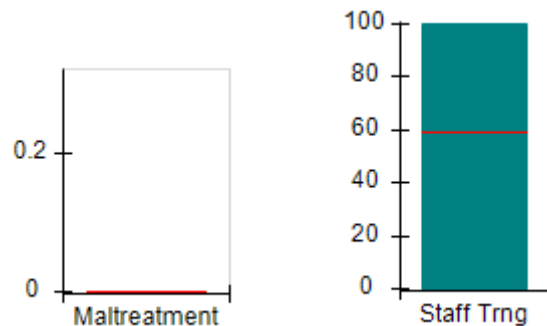
## Overall Score (%)



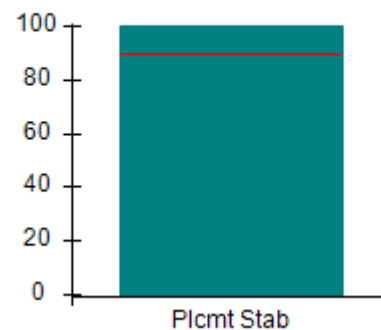
## OPM Monitoring Reviews (%)



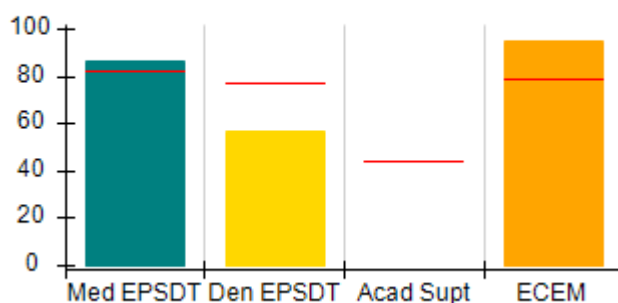
## Safety Outcomes (%)



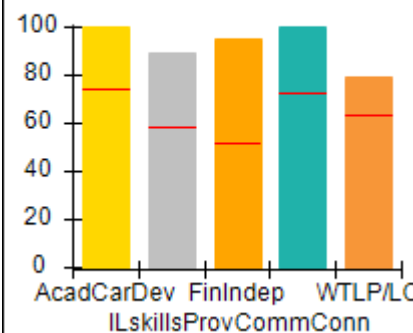
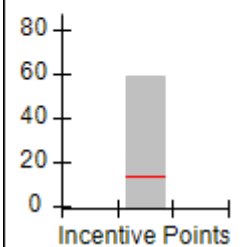
## Permanency Outcomes (%)



## Well-Being Outcomes (%)



## ILP/TLP Outcomes (%)

Incentives  
Earned  
(Points)



# Performance-Based Placement Measures

## RBWO Provider GA+SCORECARD - ILP/TLP

Report Quarter: Q1 FY2018

<b>Provider/Program Name: Families First - Independent Living Program (643) - CCI</b>				
<b>80 Joseph E. Lowery Blvd NW, Atlanta, GA 30314</b>  <b>Phone: 4048532844</b>  <b>Vendor ID# 35338</b>		<b>Quarterly Scores (Grades)</b>		<b>Current Quarter Score (Grade)</b>
		<b>Q1: 99.45 (A+)</b>	<b>Q2: N/A</b>	<b>99.45%</b> <b>(A+)</b>
		<b>Q3: N/A</b>	<b>Q4: N/A</b>	
Program Census Information:		# Children in Care During Quarter: 7	# Placements During Quarter: 7	# Children in Care On Last Day: 6
	<b>Avg Performance All ILP/TLPs (%)</b>	<b>Provider Performance (%)*</b>	<b>Possible Points (Weight)</b>	<b>Provider Points Earned</b>
<b>OPM Monitoring Reviews</b>				
Annual Comprehensive Reviews	83%	84%	15	12.59
Safety Reviews	93%	96%	5	4.81
<b>Monitoring Sub-Total</b>			<b>20</b>	<b>17.39</b>
<b>ILP/TLP Safety Outcomes</b>				
Incidence of Maltreatment	0.00%	Not Eligible		
Staff Training	59%	100%	13	13.00
<b>Safety Sub-Total</b>			<b>13</b>	<b>13.00</b>
<b>ILP/TLP Permanency Outcomes</b>				
Placement Stability	90%	100%	3	3.00
<b>Permanency Sub-Total</b>			<b>3</b>	<b>3.00</b>
<b>ILP/TLP Well-Being Outcomes</b>				
EPSDT Medical Visits	82%	86%	4.7	3.91
EPSDT Dental Visits	77%	57%	4.7	2.59
Academic Supports	44%	Not Eligible		
Provider ECEM Visits	79%	95%	4.7	4.43
Placements with Siblings	21%	0%	Not Scored	Not Scored
Placements within Legal County	24%	100%	Not Scored	Not Scored
<b>Well-Being Sub-Total</b>			<b>14</b>	<b>11.11</b>
<b>ILP/TLP Specialty Outcomes</b>				
Academic/Career Development	75%	100%	10	10.00
Ind Living Skills Provision	58%	89%	15	13.35
Financial Independence	52%	95%	5	4.75
Community Connections	73%	100%	5	5.00
WTLP/Life Coach	63%	79%	15	11.85
<b>Specialty Sub-Total</b>			<b>50</b>	<b>44.95</b>
*Performance calculation descriptions can be found in the FY 2018 RBWO PBP Measurements and Standards Guide.				
<b>Monitoring &amp; Outcomes: Possible Points = 100</b>			<b>Points Earned = 89.45</b>	
<b>Score Before Incentives Credit</b>			<b>89.45%</b>	

**Performance-Based Placement Measures**  
**RBWO Provider GA+SCORECARD - ILP/TLP**

Report Quarter: Q1 FY2018

Incentives Awarded	10.00 pts
PBP Verification	N/A pts
<b>Total Score</b>	<b>99.45%</b>

**Provider/Program Name: Families First - Independent Living Program (643) - CCI**

Program Census Information:		# Children in Care During Quarter: 7	# Placements During Quarter: 7	# Children in Care On Last Day: 6
ILP/TLP Incentive Credits	Avg Performance All ILP/TLPs (Points)	Provider Performance (%)*	Possible Points (Weight)	Provider Points Earned
No DJJ or DOC Involvement		95%	5	4.75
Extended Foster Care Services		Not Eligible	5	
Positive Permanency Connections		0%	5	0.00
High School Graduation/College Participation/Professional Certification		57%	20	11.40
Part-Time Employment with Medical Benefits		100%	20	20.00
Living Arrangements at Discharge		100%	20	20.00
Additional Academic Supports		Not Eligible	2	
Additional IL Skills Provision		5%	5	0.25
Active Agency Accreditation		50%	4	2.00
Staff Clinical Licensure		10%	5	0.50
<b>Incentives Total</b>	<b>13.70</b>		<b>91</b>	<b>58.90</b>

\*Performance calculation descriptions can be found in the FY 2018 RBWO PBP Measurements and Standards Guide.

**Child Protective Services Investigations and Dispositions**

The following investigations data, which is not used for scoring but is considered significant to a provider's performance, is from Georgia SHINES and is not considered final or complete until the end of the fiscal year.

Total Reports:	0	
Number Screened In:	0	
Number Screened Out:	0	
Number Substantiated:	0	
Number Unsubstantiated:	0	
Number Active CPS Investigations:	0	



# Performance-Based Placement Measures

## RBWO Provider GA+SCORECARD - ILP/TLP

Report Quarter: Q1 FY2018

**Provider/Program Name: Goshen Valley Foundation - North Georgia New Beginnings ILP (5130) - CCI**

200 West Main St., Canton, GA 30114

Phone: 770-796-4618

Vendor ID# 111810

Quarterly Scores (Grades)

Q1: 105.64 (A+)

Q2: N/A

Q3: N/A

Q4: N/A

Current Quarter Score (Grade)

**105.64%**  
**(A+)**

Program Census Information:

# Children in Care During Quarter: 20

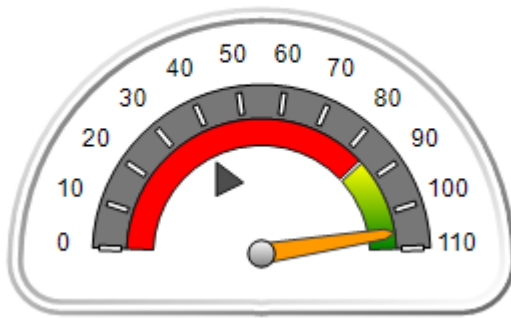
# Placements During Quarter: 21

# Children in Care On Last Day: 18

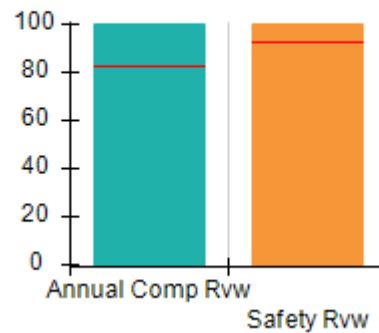
### Quarterly Provider Comparisons to All ILP/TLPs

▼ indicates average for all ILP/TLPs

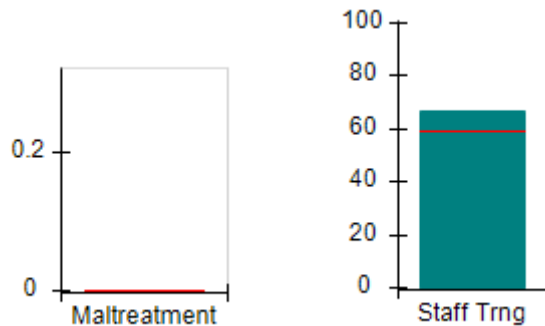
Overall Score (%)



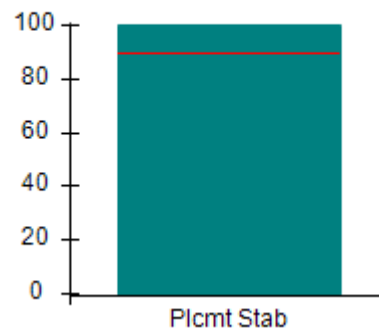
OPM Monitoring Reviews (%)



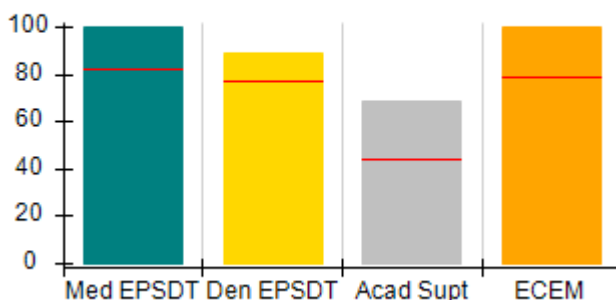
Safety Outcomes (%)



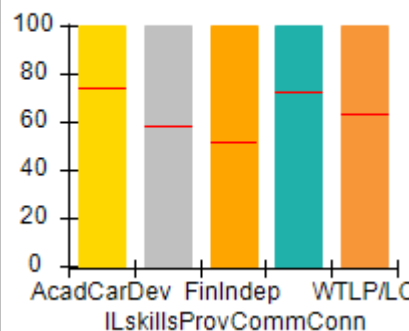
Permanency Outcomes (%)



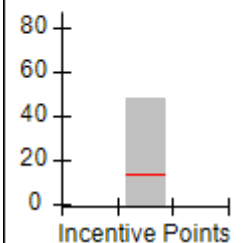
Well-Being Outcomes (%)



ILP/TLP Outcomes (%)



Incentives Earned (Points)







# Performance-Based Placement Measures RBWO Provider GA+SCORECARD - ILP/TLP

Report Quarter: Q1 FY2018

**Provider/Program Name: Goshen Valley Foundation - North Georgia New Beginnings ILP (5130) - CCI**

<b>200 West Main St., Canton, GA 30114</b>  <b>Phone: 770-796-4618</b>  <b>Vendor ID# 111810</b>	<b>Quarterly Scores (Grades)</b>		<b>Current Quarter Score (Grade)</b>
	<b>Q1: 105.64 (A+)</b>	<b>Q2: N/A</b>	<b>105.64% (A+)</b>
	<b>Q3: N/A</b>	<b>Q4: N/A</b>	

Program Census Information:	# Children in Care During Quarter: 20	# Placements During Quarter: 21	# Children in Care On Last Day: 18
-----------------------------	---------------------------------------	---------------------------------	------------------------------------

	Avg Performance All ILP/TLPs (%)	Provider Performance (%)*	Possible Points (Weight)	Provider Points Earned
--	----------------------------------	---------------------------	--------------------------	------------------------

**OPM Monitoring Reviews**

Annual Comprehensive Reviews	83%	100%	15	15.00
Safety Reviews	93%	100%	5	5.00
<b>Monitoring Sub-Total</b>			<b>20</b>	<b>20.00</b>

**ILP/TLP Safety Outcomes**

Incidence of Maltreatment	0.00%	No Substantiated Reports	3	3.00
Staff Training	59%	67%	10	6.70
<b>Safety Sub-Total</b>			<b>13</b>	<b>9.70</b>

**ILP/TLP Permanency Outcomes**

Placement Stability	90%	100%	3	3.00
<b>Permanency Sub-Total</b>			<b>3</b>	<b>3.00</b>

**ILP/TLP Well-Being Outcomes**

EPSDT Medical Visits	82%	100%	4	4.00
EPSDT Dental Visits	77%	89%	4	3.56
Academic Supports	44%	69%	2	1.38
Provider ECEM Visits	79%	100%	4	4.00
Placements with Siblings	21%	Not Eligible	Not Scored	Not Scored
Placements within Legal County	24%	0%	Not Scored	Not Scored
<b>Well-Being Sub-Total</b>			<b>14</b>	<b>12.94</b>

**ILP/TLP Specialty Outcomes**

Academic/Career Development	75%	100%	10	10.00
Ind Living Skills Provision	58%	100%	15	15.00
Financial Independence	52%	100%	5	5.00
Community Connections	73%	100%	5	5.00
WTLP/Life Coach	63%	100%	15	15.00
<b>Specialty Sub-Total</b>			<b>50</b>	<b>50.00</b>

\*Performance calculation descriptions can be found in the FY 2018 RBWO PBP Measurements and Standards Guide.

**Monitoring & Outcomes: Possible Points = 100****Points Earned = 95.64**



# Performance-Based Placement Measures RBWO Provider GA+SCORECARD - ILP/TLP

Report Quarter: Q1 FY2018

<b>Score Before Incentives Credit</b>	<b>95.64%</b>
<b>Incentives Awarded</b>	<b>10.00 pts</b>
<b>PBP Verification</b>	<b>N/A pts</b>
<b>Total Score</b>	<b>105.64%</b>

## Provider/Program Name: Goshen Valley Foundation - North Georgia New Beginnings ILP (5130) - CCI

Program Census Information:		# Children in Care During Quarter: 20	# Placements During Quarter: 21	# Children in Care On Last Day: 18
ILP/TLP Incentive Credits	Avg Performance All ILP/TLPs (Points)	Provider Performance (%)*	Possible Points (Weight)	Provider Points Earned
No DJJ or DOC Involvement		100%	5	5.00
Extended Foster Care Services		33%	5	1.65
Positive Permanency Connections		100%	5	5.00
High School Graduation/College Participation/Professional Certification		6%	20	1.20
Part-Time Employment with Medical Benefits		100%	20	20.00
Living Arrangements at Discharge		33%	20	6.60
Additional Academic Supports		62%	2	1.24
Additional IL Skills Provision		100%	5	5.00
Active Agency Accreditation		50%	4	2.00
Staff Clinical Licensure		10%	5	0.50
<b>Incentives Total</b>	<b>13.70</b>		<b>91</b>	<b>48.19</b>

\*Performance calculation descriptions can be found in the FY 2018 RBWO PBP Measurements and Standards Guide.

### Child Protective Services Investigations and Dispositions

The following investigations data, which is not used for scoring but is considered significant to a provider's performance, is from Georgia SHINES and is not considered final or complete until the end of the fiscal year.

Total Reports:	0	
Number Screened In:	0	
Number Screened Out:	0	
Number Substantiated:	0	
Number Unsubstantiated:	0	
Number Active CPS Investigations:	0	



# Performance-Based Placement Measures

## RBWO Provider GA+SCORECARD - ILP/TLP

Report Quarter: Q1 FY2018

**Provider/Program Name: Greenbriar Children's Center - ILP Program (5118) - CCI**

711 Lincoln Street, Savannah, GA 31401

Phone: 912-349-2189

Vendor ID# 105891

### Quarterly Scores (Grades)

Q1: 39.55 (F)

Q2: N/A

Q3: N/A

Q4: N/A

### Current Quarter Score (Grade)

39.55%

(F)

Program Census Information:

# Children in Care During Quarter: 4

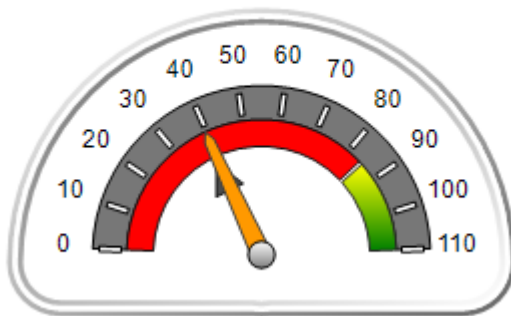
# Placements During Quarter: 4

# Children in Care On Last Day: 3

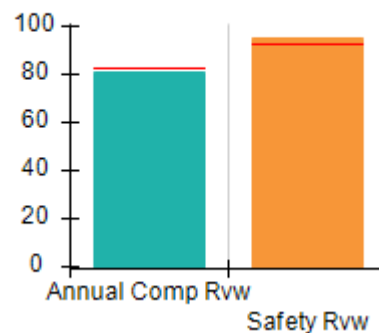
## Quarterly Provider Comparisons to All ILP/TLPs

▼ indicates average for all ILP/TLPs

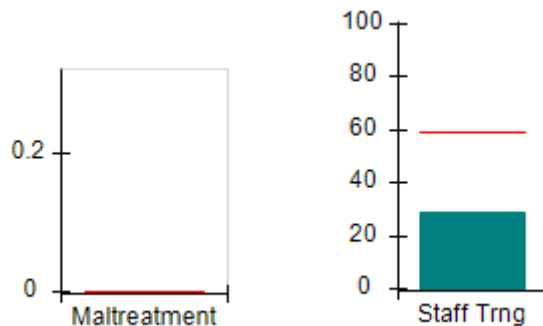
### Overall Score (%)



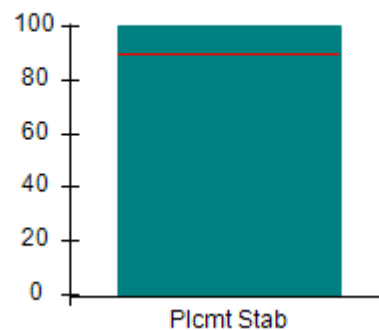
### OPM Monitoring Reviews (%)



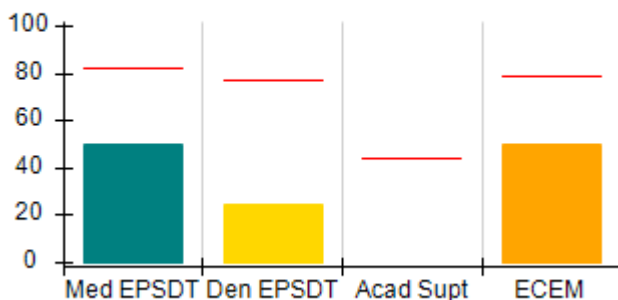
### Safety Outcomes (%)



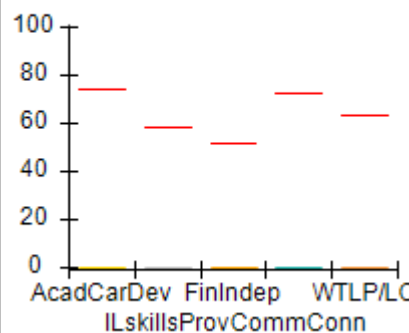
### Permanency Outcomes (%)



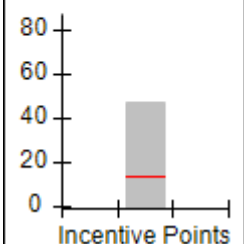
### Well-Being Outcomes (%)



### ILP/TLP Outcomes (%)



### Incentives Earned (Points)





# Performance-Based Placement Measures

## RBWO Provider GA+SCORECARD - ILP/TLP

Report Quarter: Q1 FY2018

<b>Provider/Program Name: Greenbriar Children's Center - ILP Program (5118) - CCI</b>				
711 Lincoln Street, Savannah, GA 31401		Quarterly Scores (Grades)		Current Quarter Score (Grade)
Phone: 912-349-2189		Q1: 39.55 (F)	Q2: N/A	39.55% (F)
Vendor ID# 105891		Q3: N/A	Q4: N/A	
Program Census Information:		# Children in Care During Quarter: 4	# Placements During Quarter: 4	# Children in Care On Last Day: 3
	Avg Performance All ILP/TLPs (%)	Provider Performance (%)*	Possible Points (Weight)	Provider Points Earned
<b>OPM Monitoring Reviews</b>				
Annual Comprehensive Reviews	83%	81%	15	12.17
Safety Reviews	93%	96%	5	4.78
<b>Monitoring Sub-Total</b>			<b>20</b>	<b>16.95</b>
<b>ILP/TLP Safety Outcomes</b>				
Incidence of Maltreatment	0.00%	Not Eligible		
Staff Training	59%	29%	13	3.77
<b>Safety Sub-Total</b>			<b>13</b>	<b>3.77</b>
<b>ILP/TLP Permanency Outcomes</b>				
Placement Stability	90%	100%	3	3.00
<b>Permanency Sub-Total</b>			<b>3</b>	<b>3.00</b>
<b>ILP/TLP Well-Being Outcomes</b>				
EPSDT Medical Visits	82%	50%	4.7	2.27
EPSDT Dental Visits	77%	25%	4.7	1.14
Academic Supports	44%	Not Eligible		
Provider ECEM Visits	79%	50%	4.7	2.33
Placements with Siblings	21%	100%	Not Scored	Not Scored
Placements within Legal County	24%	Not Eligible	Not Scored	Not Scored
<b>Well-Being Sub-Total</b>			<b>14</b>	<b>5.83</b>
<b>ILP/TLP Specialty Outcomes</b>				
Academic/Career Development	75%	0%	10	0.00
Ind Living Skills Provision	58%	0%	15	0.00
Financial Independence	52%	0%	5	0.00
Community Connections	73%	0%	5	0.00
WTLP/Life Coach	63%	0%	15	0.00
<b>Specialty Sub-Total</b>			<b>50</b>	<b>0.00</b>
*Performance calculation descriptions can be found in the FY 2018 RBWO PBP Measurements and Standards Guide.				
<b>Monitoring &amp; Outcomes: Possible Points = 100</b>			<b>Points Earned = 29.55</b>	
<b>Score Before Incentives Credit</b>			<b>29.55%</b>	

**Performance-Based Placement Measures**  
**RBWO Provider GA+SCORECARD - ILP/TLP**

Report Quarter: Q1 FY2018

Incentives Awarded	10.00 pts
PBP Verification	N/A pts
<b>Total Score</b>	<b>39.55%</b>

**Provider/Program Name: Greenbriar Children's Center - ILP Program (5118) - CCI**

Program Census Information:		# Children in Care During Quarter: 4	# Placements During Quarter: 4	# Children in Care On Last Day: 3
ILP/TLP Incentive Credits	Avg Performance All ILP/TLPs (Points)	Provider Performance (%)*	Possible Points (Weight)	Provider Points Earned
No DJJ or DOC Involvement		40%	5	2.00
Extended Foster Care Services		Not Eligible	5	
Positive Permanency Connections		0%	5	0.00
High School Graduation/College Participation/Professional Certification		25%	20	5.00
Part-Time Employment with Medical Benefits		100%	20	20.00
Living Arrangements at Discharge		100%	20	20.00
Additional Academic Supports		Not Eligible	2	
Additional IL Skills Provision		0%	5	0.00
Active Agency Accreditation		0%	4	0.00
Staff Clinical Licensure		0%	5	0.00
<b>Incentives Total</b>	<b>13.70</b>		<b>91</b>	<b>47.00</b>

\*Performance calculation descriptions can be found in the FY 2018 RBWO PBP Measurements and Standards Guide.

**Child Protective Services Investigations and Dispositions**

The following investigations data, which is not used for scoring but is considered significant to a provider's performance, is from Georgia SHINES and is not considered final or complete until the end of the fiscal year.

Total Reports:	0	
Number Screened In:	0	
Number Screened Out:	0	
Number Substantiated:	0	
Number Unsubstantiated:	0	
Number Active CPS Investigations:	0	



**DHS, DFCS, Office of Provider Management**  
**Performance-Based Placement Measures**  
**RBWO Provider GA+SCORECARD - ILP/TLP**  
**Report Quarter: Q1 FY2018**



One or more parameters were not specified for the subreport, 'Subreport2', located at:  
/PBP\_FY2018\_ScoreCard\_ILPTLP.



# Performance-Based Placement Measures

## RBWO Provider GA+SCORECARD - ILP/TLP

Report Quarter: Q1 FY2018

**Provider/Program Name: Haven Heart's Community Development Center - Have A Heart For Heaven (5151) - CCI**

950 Lake Ridge Pkwy, Riverdale, GA 30296

Phone: 7064091896

Vendor ID# 115564

## Quarterly Scores (Grades)

## Current Quarter Score (Grade)

Q1: 41.51 (F)

Q2: N/A

41.51%

Q3: N/A

Q4: N/A

(F)

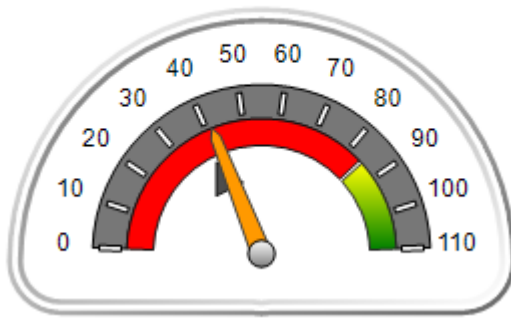
Program Census Information:

# Children in Care During  
Quarter: 3# Placements During  
Quarter: 3# Children in Care On Last  
Day: 0

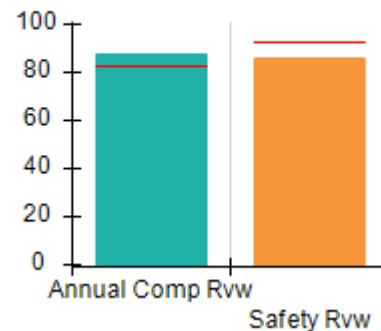
### Quarterly Provider Comparisons to All ILP/TLPs

indicates average for all ILP/TLPs

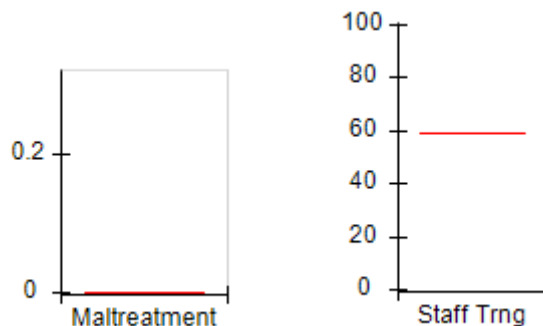
## Overall Score (%)



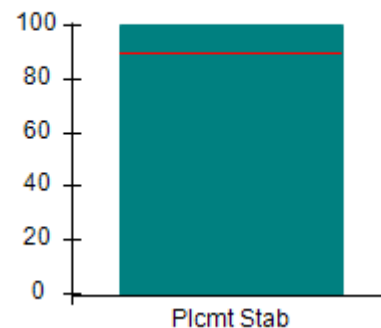
## OPM Monitoring Reviews (%)



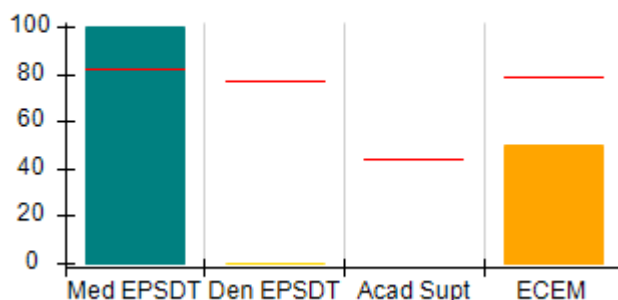
## Safety Outcomes (%)



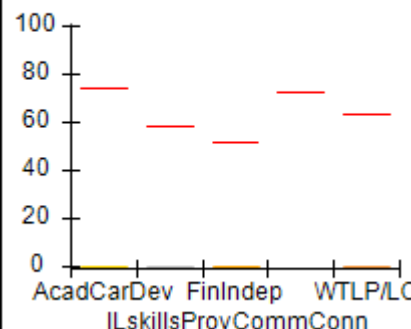
## Permanency Outcomes (%)



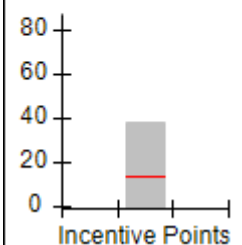
## Well-Being Outcomes (%)



## ILP/TLP Outcomes (%)



## Incentives Earned (Points)





## Performance-Based Placement Measures

### RBWO Provider GA+SCORECARD - ILP/TLP

Report Quarter: Q1 FY2018

Provider/Program Name: Haven Heart's Community Development Center - Have A Heart For Heaven (5151) - CCI				
950 Lake Ridge Pkwy, Riverdale, GA 30296		Quarterly Scores (Grades)		Current Quarter Score (Grade)
Phone: 7064091896		Q1: 41.51 (F)	Q2: N/A	41.51% (F)
Vendor ID# 115564		Q3: N/A	Q4: N/A	
Program Census Information:		# Children in Care During Quarter: 3	# Placements During Quarter: 3	# Children in Care On Last Day: 0
	Avg Performance All ILP/TLPs (%)	Provider Performance (%)*	Possible Points (Weight)	Provider Points Earned
<b>OPM Monitoring Reviews</b>				
Annual Comprehensive Reviews	83%	87%	15	13.10
Safety Reviews	93%	86%	5	4.31
<b>Monitoring Sub-Total</b>			<b>20</b>	<b>17.41</b>
<b>ILP/TLP Safety Outcomes</b>				
Incidence of Maltreatment	0.00%	Not Eligible		
Staff Training	59%	Not Eligible		
<b>Safety Sub-Total</b>			<b>N/A</b>	
<b>ILP/TLP Permanency Outcomes</b>				
Placement Stability	90%	100%	3	3.00
<b>Permanency Sub-Total</b>			<b>3</b>	<b>3.00</b>
<b>ILP/TLP Well-Being Outcomes</b>				
EPSDT Medical Visits	82%	100%	4.7	4.55
EPSDT Dental Visits	77%	0%	4.7	0.00
Academic Supports	44%	Not Eligible		
Provider ECEM Visits	79%	50%	4.7	2.33
Placements with Siblings	21%	0%	Not Scored	Not Scored
Placements within Legal County	24%	Not Eligible	Not Scored	Not Scored
<b>Well-Being Sub-Total</b>			<b>14</b>	<b>7.00</b>
<b>ILP/TLP Specialty Outcomes</b>				
Academic/Career Development	75%	0%	11.1	0.00
Ind Living Skills Provision	58%	0%	16.7	0.00
Financial Independence	52%	0%	5.6	0.00
Community Connections	73%	Not Eligible		
WTLP/Life Coach	63%	0%	16.7	0.00
<b>Specialty Sub-Total</b>			<b>50</b>	<b>0.00</b>
*Performance calculation descriptions can be found in the FY 2018 RBWO PBP Measurements and Standards Guide.				

**Monitoring & Outcomes: Possible Points = 87**

**Points Earned = 27.41**

**Score Before Incentives Credit**

**31.51%**





## Performance-Based Placement Measures

### RBWO Provider GA+SCORECARD - ILP/TLP

Report Quarter: Q1 FY2018

<b>Incentives Awarded</b>	<b>10.00 pts</b>
<b>PBP Verification</b>	<b>N/A pts</b>
<b>Total Score</b>	<b>41.51%</b>

#### Provider/Program Name: Haven Heart's Community Development Center - Have A Heart For Heaven (5151) - CCI

Program Census Information:		# Children in Care During Quarter: 3	# Placements During Quarter: 3	# Children in Care On Last Day: 0
ILP/TLP Incentive Credits	Avg Performance All ILP/TLPs (Points)	Provider Performance (%)*	Possible Points (Weight)	Provider Points Earned
No DJJ or DOC Involvement		0%	5	0.00
Extended Foster Care Services		Not Eligible	5	
Positive Permanency Connections		100%	5	5.00
High School Graduation/College Participation/Professional Certification		0%	20	0.00
Part-Time Employment with Medical Benefits		67%	20	13.40
Living Arrangements at Discharge		100%	20	20.00
Additional Academic Supports		Not Eligible	2	
Additional IL Skills Provision		0%	5	0.00
Active Agency Accreditation		0%	4	0.00
Staff Clinical Licensure		0%	5	0.00
<b>Incentives Total</b>	<b>13.70</b>		<b>91</b>	<b>38.40</b>

\*Performance calculation descriptions can be found in the FY 2018 RBWO PBP Measurements and Standards Guide.

#### Child Protective Services Investigations and Dispositions

The following investigations data, which is not used for scoring but is considered significant to a provider's performance, is from Georgia SHINES and is not considered final or complete until the end of the fiscal year.

Total Reports:	0	
Number Screened In:	0	
Number Screened Out:	0	
Number Substantiated:	0	
Number Unsubstantiated:	0	
Number Active CPS Investigations:	0	



# Performance-Based Placement Measures RBWO Provider GA+SCORECARD - ILP/TLP

Report Quarter: Q1 FY2018

**Provider/Program Name: Haven Heart's Community Development Center - Making A Difference (5152) - CCI**

512 King Arnold Street, Atlanta, GA 30354

Phone: 7064091896

Vendor ID# 115565

Quarterly Scores (Grades)

Current Quarter Score (Grade)

Q1: 105.17 (A+)

Q2: N/A

105.17%

Q3: N/A

Q4: N/A

(A+)

Program Census Information:

# Children in Care During Quarter: 3

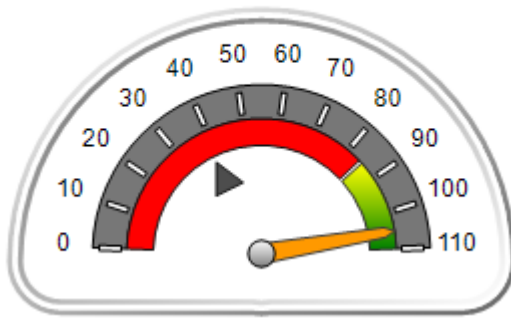
# Placements During Quarter: 3

# Children in Care On Last Day: 0

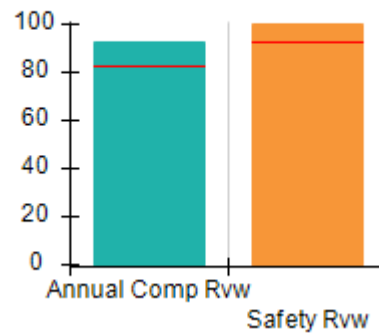
## Quarterly Provider Comparisons to All ILP/TLPs

▼ indicates average for all ILP/TLPs

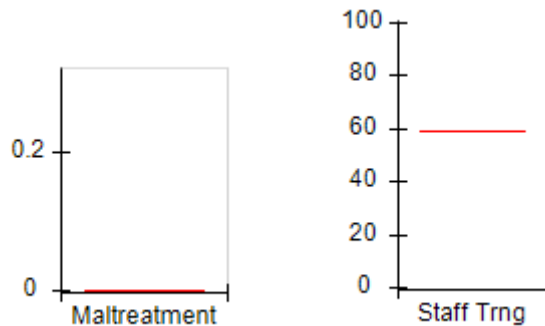
Overall Score (%)



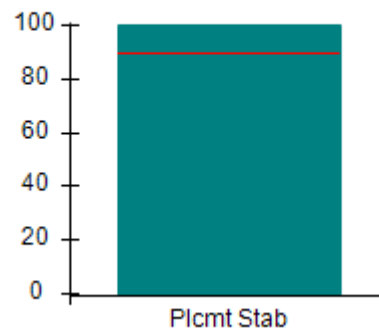
OPM Monitoring Reviews (%)



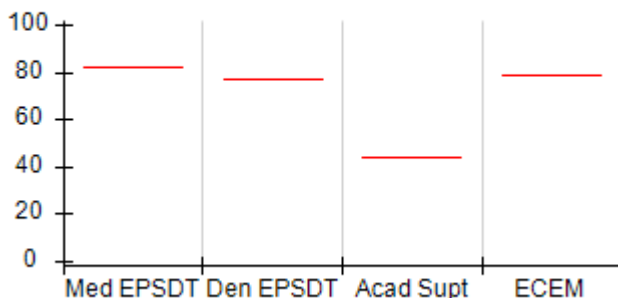
Safety Outcomes (%)



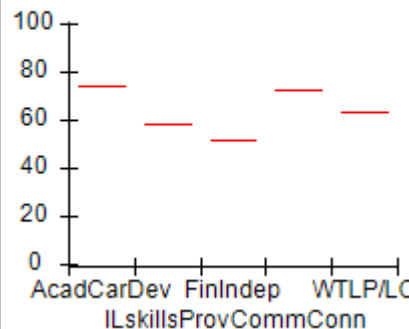
Permanency Outcomes (%)



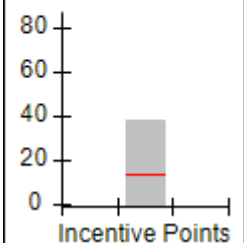
Well-Being Outcomes (%)



ILP/TLP Outcomes (%)



Incentives Earned (Points)





## Performance-Based Placement Measures

### RBWO Provider GA+SCORECARD - ILP/TLP

Report Quarter: Q1 FY2018

<b>Provider/Program Name: Haven Heart's Community Development Center - Making A Difference (5152) - CCI</b>				
<b>512 King Arnold Street, Atlanta, GA 30354</b>		<b>Quarterly Scores (Grades)</b>		<b>Current Quarter Score (Grade)</b>
<b>Phone: 7064091896</b>		<b>Q1: 105.17 (A+)</b>	<b>Q2: N/A</b>	<b>105.17% (A+)</b>
<b>Vendor ID# 115565</b>		<b>Q3: N/A</b>	<b>Q4: N/A</b>	
Program Census Information:		# Children in Care During Quarter: 3	# Placements During Quarter: 3	# Children in Care On Last Day: 0
	<b>Avg Performance All ILP/TLPs (%)</b>	<b>Provider Performance (%)*</b>	<b>Possible Points (Weight)</b>	<b>Provider Points Earned</b>
<b>OPM Monitoring Reviews</b>				
Annual Comprehensive Reviews	83%	93%	15	13.89
Safety Reviews	93%	100%	5	5.00
<b>Monitoring Sub-Total</b>			<b>20</b>	<b>18.89</b>
<b>ILP/TLP Safety Outcomes</b>				
Incidence of Maltreatment	0.00%	Not Eligible		
Staff Training	59%	Not Eligible		
<b>Safety Sub-Total</b>			<b>N/A</b>	
<b>ILP/TLP Permanency Outcomes</b>				
Placement Stability	90%	100%	3	3.00
<b>Permanency Sub-Total</b>			<b>3</b>	<b>3.00</b>
<b>ILP/TLP Well-Being Outcomes</b>				
EPSDT Medical Visits	82%	Not Eligible		
EPSDT Dental Visits	77%	Not Eligible		
Academic Supports	44%	Not Eligible		
Provider ECEM Visits	79%	Not Eligible		
Placements with Siblings	21%	Not Eligible	Not Scored	Not Scored
Placements within Legal County	24%	Not Eligible	Not Scored	Not Scored
<b>Well-Being Sub-Total</b>			<b>N/A</b>	
<b>ILP/TLP Specialty Outcomes</b>				
Academic/Career Development	75%	Not Eligible		
Ind Living Skills Provision	58%	Not Eligible		
Financial Independence	52%	Not Eligible		
Community Connections	73%	Not Eligible		
WTLP/Life Coach	63%	Not Eligible		
<b>Specialty Sub-Total</b>			<b>N/A</b>	
*Performance calculation descriptions can be found in the FY 2018 RBWO PBP Measurements and Standards Guide.				

**Monitoring & Outcomes: Possible Points = 23**

**Points Earned = 21.89**

**Score Before Incentives Credit**

**95.17%**



## Performance-Based Placement Measures

### RBWO Provider GA+SCORECARD - ILP/TLP

Report Quarter: Q1 FY2018

<b>Incentives Awarded</b>	<b>10.00 pts</b>
<b>PBP Verification</b>	<b>N/A pts</b>
<b>Total Score</b>	<b>105.17%</b>

#### Provider/Program Name: Haven Heart's Community Development Center - Making A Difference (5152) - CCI

Program Census Information:		# Children in Care During Quarter: 3	# Placements During Quarter: 3	# Children in Care On Last Day: 0
ILP/TLP Incentive Credits	Avg Performance All ILP/TLPs (Points)	Provider Performance (%)*	Possible Points (Weight)	Provider Points Earned
No DJJ or DOC Involvement		Not Eligible	5	
Extended Foster Care Services		Not Eligible	5	
Positive Permanency Connections		100%	5	5.00
High School Graduation/College Participation/Professional Certification		Not Eligible	20	
Part-Time Employment with Medical Benefits		67%	20	13.40
Living Arrangements at Discharge		100%	20	20.00
Additional Academic Supports		Not Eligible	2	
Additional IL Skills Provision		Not Eligible	5	
Active Agency Accreditation		0%	4	0.00
Staff Clinical Licensure		0%	5	0.00
<b>Incentives Total</b>	<b>13.70</b>		<b>91</b>	<b>38.40</b>

\*Performance calculation descriptions can be found in the FY 2018 RBWO PBP Measurements and Standards Guide.

#### Child Protective Services Investigations and Dispositions

The following investigations data, which is not used for scoring but is considered significant to a provider's performance, is from Georgia SHINES and is not considered final or complete until the end of the fiscal year.

Total Reports:	0	
Number Screened In:	0	
Number Screened Out:	0	
Number Substantiated:	0	
Number Unsubstantiated:	0	
Number Active CPS Investigations:	0	



# Performance-Based Placement Measures

## RBWO Provider GA+SCORECARD - ILP/TLP

Report Quarter: Q1 FY2018

**Provider/Program Name: House of Dawn - ILP (5155) - CCI**

7469 Caribou Trail, Riverdale, GA 30237

Phone: 770-477-2385

Vendor ID# 118207

## Quarterly Scores (Grades)

## Current Quarter Score (Grade)

Q1: 67.00 (D+)

Q2: N/A

67.00%

Q3: N/A

Q4: N/A

(D+)

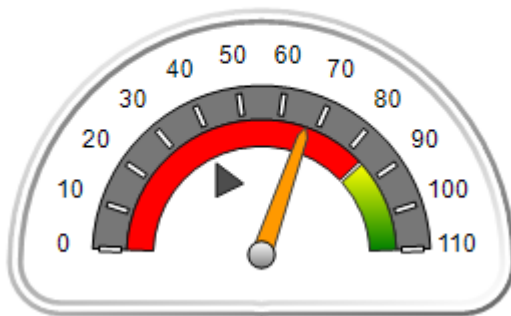
Program Census Information:

# Children in Care During  
Quarter: 0# Placements During  
Quarter: 0# Children in Care On Last  
Day: 0

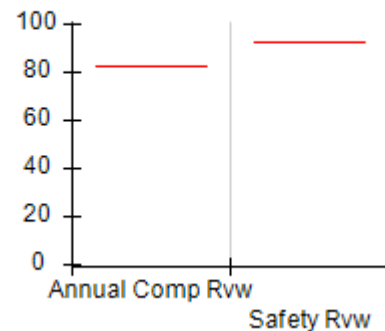
### Quarterly Provider Comparisons to All ILP/TLPs

indicates average for all ILP/TLPs

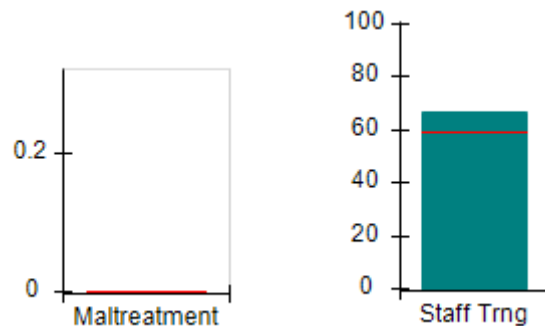
## Overall Score (%)



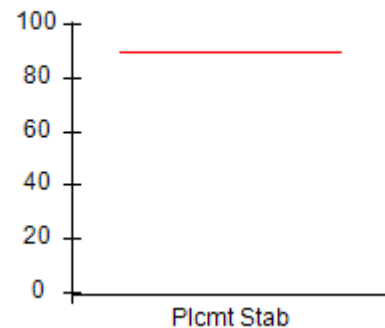
## OPM Monitoring Reviews (%)



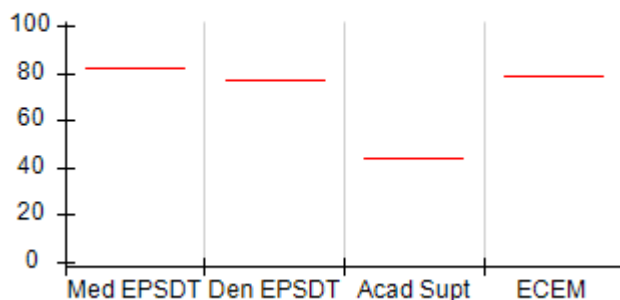
## Safety Outcomes (%)



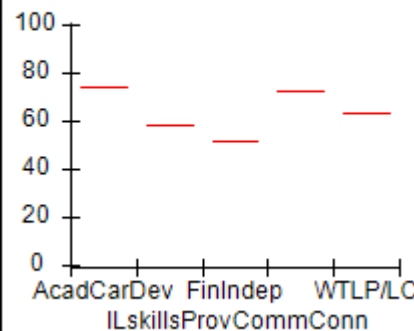
## Permanency Outcomes (%)



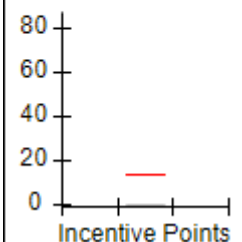
## Well-Being Outcomes (%)



## ILP/TLP Outcomes (%)



## Incentives Earned (Points)





# Performance-Based Placement Measures

## RBWO Provider GA+SCORECARD - ILP/TLP

Report Quarter: Q1 FY2018

**Provider/Program Name: House of Dawn - ILP (5155) - CCI**

7469 Caribou Trail, Riverdale, GA 30237

Phone: 770-477-2385

Vendor ID# 118207

**Quarterly Scores (Grades)****Current Quarter Score (Grade)**

Q1: 67.00 (D+)

Q2: N/A

**67.00%**

Q3: N/A

Q4: N/A

**(D+)**

Program Census Information:

# Children in Care During  
Quarter: 0# Placements During  
Quarter: 0# Children in Care On  
Last Day: 0Avg  
Performance All  
ILP/TLPs (%)Provider  
Performance (%)\*Possible Points  
(Weight)Provider Points  
Earned**OPM Monitoring Reviews**

Annual Comprehensive Reviews

83%

Not Yet Conducted

Safety Reviews

93%

Not Yet Conducted

**Monitoring Sub-Total****0.00****ILP/TLP Safety Outcomes**

Incidence of Maltreatment

0.00%

Not Eligible

Staff Training

59%

67%

13

8.71

**Safety Sub-Total****13****8.71****ILP/TLP Permanency Outcomes**

Placement Stability

90%

Not Eligible

**Permanency Sub-Total****N/A****ILP/TLP Well-Being Outcomes**

EPSDT Medical Visits

82%

Not Eligible

EPSDT Dental Visits

77%

Not Eligible

Academic Supports

44%

Not Eligible

Provider ECEM Visits

79%

Not Eligible

Placements with Siblings

21%

Not Eligible

Not Scored

Not Scored

Placements within Legal County

24%

Not Eligible

Not Scored

Not Scored

**Well-Being Sub-Total****N/A****ILP/TLP Specialty Outcomes**

Academic/Career Development

75%

Not Eligible

Ind Living Skills Provision

58%

Not Eligible

Financial Independence

52%

Not Eligible

Community Connections

73%

Not Eligible

WTLP/Life Coach

63%

Not Eligible

**Specialty Sub-Total****N/A**

\*Performance calculation descriptions can be found in the FY 2018 RBWO PBP Measurements and Standards Guide.

**Monitoring & Outcomes: Possible Points = 13****Points Earned = 08.71****Score Before Incentives Credit****67.00%**



## Performance-Based Placement Measures

### RBWO Provider GA+SCORECARD - ILP/TLP

Report Quarter: Q1 FY2018

<b>Incentives Awarded</b>	<b>00.00 pts</b>
<b>PBP Verification</b>	<b>N/A pts</b>
<b>Total Score</b>	<b>67.00%</b>

#### Provider/Program Name: House of Dawn - ILP (5155) - CCI

Program Census Information:		# Children in Care During Quarter: 0	# Placements During Quarter: 0	# Children in Care On Last Day: 0
ILP/TLP Incentive Credits	Avg Performance All ILP/TLPs (Points)	Provider Performance (%)*	Possible Points (Weight)	Provider Points Earned
No DJJ or DOC Involvement		Not Eligible	5	
Extended Foster Care Services		Not Eligible	5	
Positive Permanency Connections		Not Eligible	5	
High School Graduation/College Participation/Professional Certification		Not Eligible	20	
Part-Time Employment with Medical Benefits		Not Eligible	20	
Living Arrangements at Discharge		Not Eligible	20	
Additional Academic Supports		Not Eligible	2	
Additional IL Skills Provision		Not Eligible	5	
Active Agency Accreditation		0%	4	0.00
Staff Clinical Licensure		0%	5	0.00
<b>Incentives Total</b>	<b>13.70</b>		<b>91</b>	<b>0.00</b>

\*Performance calculation descriptions can be found in the FY 2018 RBWO PBP Measurements and Standards Guide.

#### Child Protective Services Investigations and Dispositions

The following investigations data, which is not used for scoring but is considered significant to a provider's performance, is from Georgia SHINES and is not considered final or complete until the end of the fiscal year.

Total Reports:	0	
Number Screened In:	0	
Number Screened Out:	0	
Number Substantiated:	0	
Number Unsubstantiated:	0	
Number Active CPS Investigations:	0	



## Performance-Based Placement Measures

### RBWO Provider GA+SCORECARD - ILP/TLP

Report Quarter: Q1 FY2018

**Provider/Program Name: LDL & C Enterprise (formerly Beth-Ester Ministries) - Restoration House ILP (5170) - CCI**

257 E Broad St., Newnan, GA 30263

Phone: 678-423-4193

Vendor ID# 115537

Quarterly Scores (Grades)		Current Quarter Score (Grade)
Q1: 89.30 (B+)	Q2: N/A	89.30% (B+)
Q3: N/A	Q4: N/A	

Program Census Information:

# Children in Care During Quarter: 2

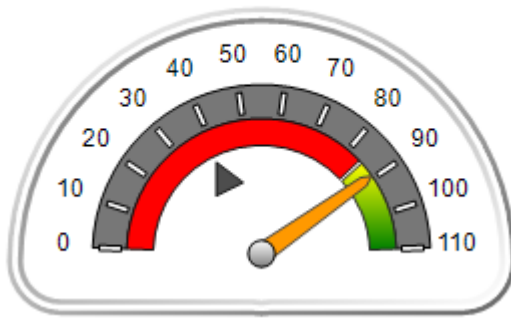
# Placements During Quarter: 2

# Children in Care On Last Day: 1

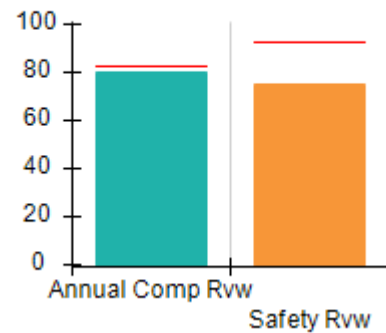
### Quarterly Provider Comparisons to All ILP/TLPs

indicates average for all ILP/TLPs

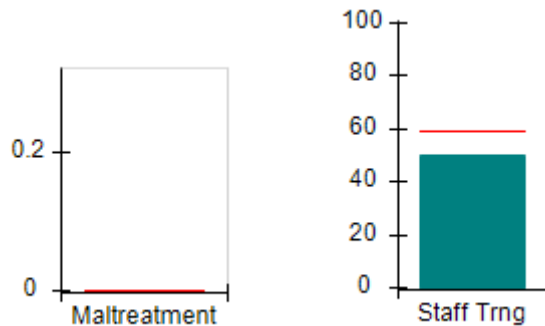
Overall Score (%)



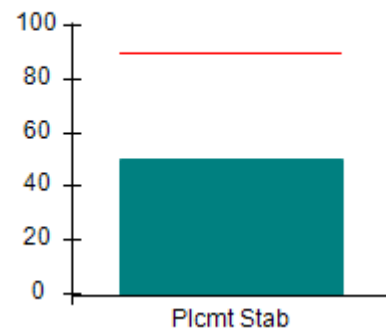
OPM Monitoring Reviews (%)



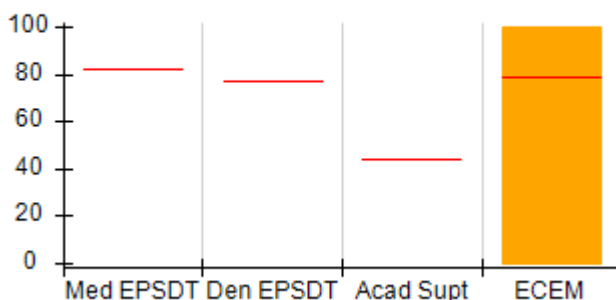
Safety Outcomes (%)



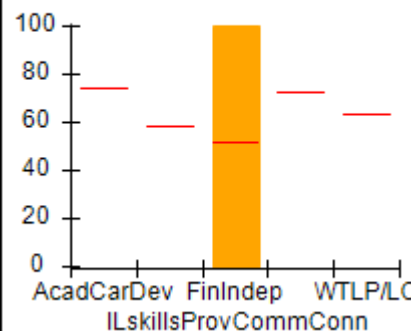
Permanency Outcomes (%)



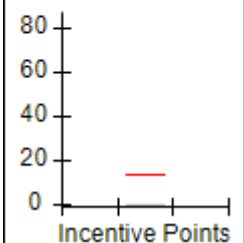
Well-Being Outcomes (%)



ILP/TLP Outcomes (%)



Incentives Earned (Points)







## Performance-Based Placement Measures

### RBWO Provider GA+SCORECARD - ILP/TLP

Report Quarter: Q1 FY2018

Provider/Program Name: LDL & C Enterprise (formerly Beth-Ester Ministries) - Restoration House ILP (5170) - CCI				
257 E Broad St., Newnan, GA 30263		Quarterly Scores (Grades)		Current Quarter Score (Grade)
Phone: 678-423-4193		Q1: 89.30 (B+)	Q2: N/A	89.30% (B+)
Vendor ID# 115537		Q3: N/A	Q4: N/A	
Program Census Information:		# Children in Care During Quarter: 2	# Placements During Quarter: 2	# Children in Care On Last Day: 1
	Avg Performance All ILP/TLPs (%)	Provider Performance (%)*	Possible Points (Weight)	Provider Points Earned
<b>OPM Monitoring Reviews</b>				
Annual Comprehensive Reviews	83%	80%	15	12.05
Safety Reviews	93%	75%	5	3.75
<b>Monitoring Sub-Total</b>			<b>20</b>	<b>15.80</b>
<b>ILP/TLP Safety Outcomes</b>				
Incidence of Maltreatment	0.00%	No Substantiated Reports	3	3.00
Staff Training	59%	50%	10	5.00
<b>Safety Sub-Total</b>			<b>13</b>	<b>8.00</b>
<b>ILP/TLP Permanency Outcomes</b>				
Placement Stability	90%	50%	3	1.50
<b>Permanency Sub-Total</b>			<b>3</b>	<b>1.50</b>
<b>ILP/TLP Well-Being Outcomes</b>				
EPSDT Medical Visits	82%	Not Eligible		
EPSDT Dental Visits	77%	Not Eligible		
Academic Supports	44%	Not Eligible		
Provider ECEM Visits	79%	100%	14	14.00
Placements with Siblings	21%	Not Eligible	Not Scored	Not Scored
Placements within Legal County	24%	0%	Not Scored	Not Scored
<b>Well-Being Sub-Total</b>			<b>14</b>	<b>14.00</b>
<b>ILP/TLP Specialty Outcomes</b>				
Academic/Career Development	75%	Not Eligible		
Ind Living Skills Provision	58%	Not Eligible		
Financial Independence	52%	100%	50	50.00
Community Connections	73%	Not Eligible		
WTLP/Life Coach	63%	Not Eligible		
<b>Specialty Sub-Total</b>			<b>50</b>	<b>50.00</b>
*Performance calculation descriptions can be found in the FY 2018 RBWO PBP Measurements and Standards Guide.				

**Monitoring & Outcomes: Possible Points = 100**

**Points Earned = 89.30**



## Performance-Based Placement Measures

### RBWO Provider GA+SCORECARD - ILP/TLP

Report Quarter: Q1 FY2018

<b>Score Before Incentives Credit</b>	<b>89.30%</b>
<b>Incentives Awarded</b>	<b>00.00 pts</b>
<b>PBP Verification</b>	<b>N/A pts</b>
<b>Total Score</b>	<b>89.30%</b>

#### Provider/Program Name: LDL & C Enterprise (formerly Beth-Ester Ministries) - Restoration House ILP (5170) - CCI

Program Census Information:		# Children in Care During Quarter: 2	# Placements During Quarter: 2	# Children in Care On Last Day: 1
ILP/TLP Incentive Credits	Avg Performance All ILP/TLPs (Points)	Provider Performance (%)*	Possible Points (Weight)	Provider Points Earned
No DJJ or DOC Involvement		Not Eligible	5	
Extended Foster Care Services		0%	5	0.00
Positive Permanency Connections		Not Eligible	5	
High School Graduation/College Participation/Professional Certification		Not Eligible	20	
Part-Time Employment with Medical Benefits		0%	20	0.00
Living Arrangements at Discharge		0%	20	0.00
Additional Academic Supports		Not Eligible	2	
Additional IL Skills Provision		Not Eligible	5	
Active Agency Accreditation		0%	4	0.00
Staff Clinical Licensure		0%	5	0.00
<b>Incentives Total</b>	<b>13.70</b>		<b>91</b>	<b>0.00</b>

\*Performance calculation descriptions can be found in the FY 2018 RBWO PBP Measurements and Standards Guide.

#### Child Protective Services Investigations and Dispositions

The following investigations data, which is not used for scoring but is considered significant to a provider's performance, is from Georgia SHINES and is not considered final or complete until the end of the fiscal year.

Total Reports:	0	
Number Screened In:	0	
Number Screened Out:	0	
Number Substantiated:	0	
Number Unsubstantiated:	0	
Number Active CPS Investigations:	0	



## Performance-Based Placement Measures

### RBWO Provider GA+SCORECARD - ILP/TLP

Report Quarter: Q1 FY2018

**Provider/Program Name: Level Up Community Service Program, LLC - (5277) - CCI**

 7606 Treehills Parkway , Stone Mountain, GA  
 30088

Phone: 678-849-0505

Vendor ID# 153259

Program Census Information:

# Children in Care During  
Quarter: 1# Placements During  
Quarter: 1# Children in Care On Last  
Day: 1
**Quarterly Scores (Grades)**

Q1: 98.50 (A+)

Q2: N/A

Q3: N/A

Q4: N/A

**Current Quarter Score  
(Grade)**

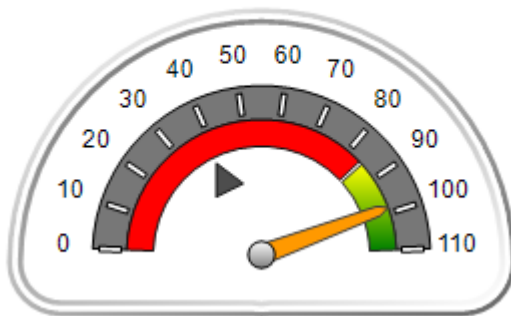
98.50%

(A+)

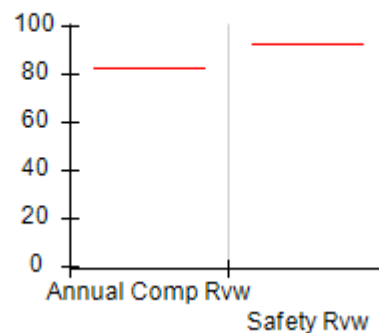
**Quarterly Provider Comparisons to All ILP/TLPs**

indicates average for all ILP/TLPs

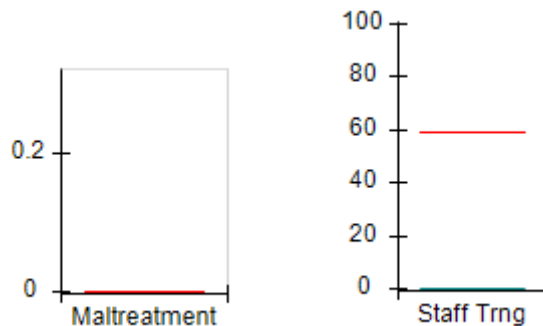
Overall Score (%)



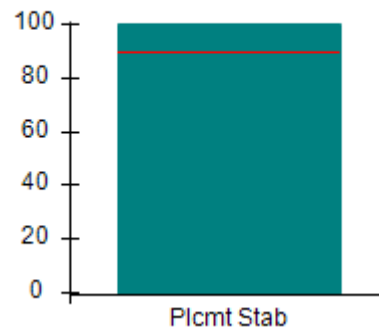
OPM Monitoring Reviews (%)



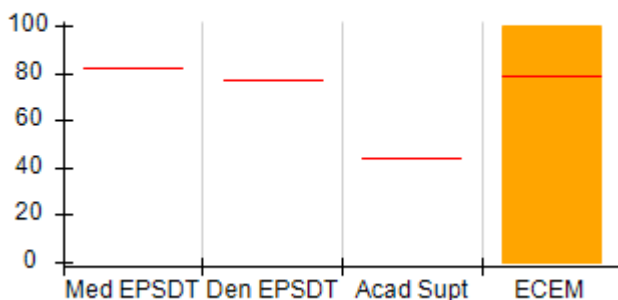
Safety Outcomes (%)



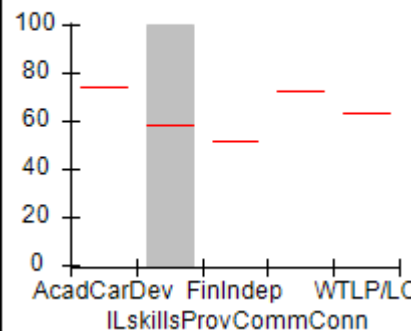
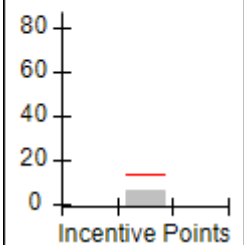
Permanency Outcomes (%)



Well-Being Outcomes (%)



ILP/TLP Outcomes (%)

Incentives  
Earned  
(Points)



# Performance-Based Placement Measures

## RBWO Provider GA+SCORECARD - ILP/TLP

Report Quarter: Q1 FY2018

<b>Provider/Program Name: Level Up Community Service Program, LLC - (5277) - CCI</b>				
<b>7606 Treehills Parkway , Stone Mountain, GA 30088</b> <b>Phone: 678-849-0505</b> <b>Vendor ID# 153259</b>		<b>Quarterly Scores (Grades)</b>		<b>Current Quarter Score (Grade)</b>
		<b>Q1: 98.50 (A+)</b>	<b>Q2: N/A</b>	<b>98.50%</b> <b>(A+)</b>
		<b>Q3: N/A</b>	<b>Q4: N/A</b>	
Program Census Information:		# Children in Care During Quarter: 1	# Placements During Quarter: 1	# Children in Care On Last Day: 1
	<b>Avg Performance All ILP/TLPs (%)</b>	<b>Provider Performance (%)*</b>	<b>Possible Points (Weight)</b>	<b>Provider Points Earned</b>
<b>OPM Monitoring Reviews</b>				
Annual Comprehensive Reviews	83%	Not Yet Conducted		
Safety Reviews	93%	Not Yet Conducted		
<b>Monitoring Sub-Total</b>				<b>0.00</b>
<b>ILP/TLP Safety Outcomes</b>				
Incidence of Maltreatment	0.00%	Not Eligible		
Staff Training	59%	0%	13	0.00
<b>Safety Sub-Total</b>			<b>13</b>	<b>0.00</b>
<b>ILP/TLP Permanency Outcomes</b>				
Placement Stability	90%	100%	3	3.00
<b>Permanency Sub-Total</b>			<b>3</b>	<b>3.00</b>
<b>ILP/TLP Well-Being Outcomes</b>				
EPSDT Medical Visits	82%	Not Eligible		
EPSDT Dental Visits	77%	Not Eligible		
Academic Supports	44%	Not Eligible		
Provider ECEM Visits	79%	100%	14	14.00
Placements with Siblings	21%	0%	Not Scored	Not Scored
Placements within Legal County	24%	0%	Not Scored	Not Scored
<b>Well-Being Sub-Total</b>			<b>14</b>	<b>21.00</b>
<b>ILP/TLP Specialty Outcomes</b>				
Academic/Career Development	75%	Not Eligible		
Ind Living Skills Provision	58%	100%	50	50.00
Financial Independence	52%	Not Eligible		
Community Connections	73%	Not Eligible		
WTLP/Life Coach	63%	Not Eligible		
<b>Specialty Sub-Total</b>			<b>50</b>	<b>50.00</b>
*Performance calculation descriptions can be found in the FY 2018 RBWO PBP Measurements and Standards Guide.				
<b>Monitoring &amp; Outcomes: Possible Points = 80</b>			<b>Points Earned = 74.00</b>	
<b>Score Before Incentives Credit</b>			<b>92.50%</b>	

**Performance-Based Placement Measures**  
**RBWO Provider GA+SCORECARD - ILP/TLP**

Report Quarter: Q1 FY2018

Incentives Awarded	06.00 pts
PBP Verification	N/A pts
<b>Total Score</b>	<b>98.50%</b>

**Provider/Program Name: Level Up Community Service Program, LLC - (5277) - CCI**

Program Census Information:		# Children in Care During Quarter: 1	# Placements During Quarter: 1	# Children in Care On Last Day: 1
ILP/TLP Incentive Credits	Avg Performance All ILP/TLPs (Points)	Provider Performance (%)*	Possible Points (Weight)	Provider Points Earned
No DJJ or DOC Involvement		Not Eligible	5	
Extended Foster Care Services		Not Eligible	5	
Positive Permanency Connections		Not Eligible	5	
High School Graduation/College Participation/Professional Certification		Not Eligible	20	
Part-Time Employment with Medical Benefits		Not Eligible	20	
Living Arrangements at Discharge		Not Eligible	20	
Additional Academic Supports		Not Eligible	2	
Additional IL Skills Provision		100%	5	5.00
Active Agency Accreditation		0%	4	0.00
Staff Clinical Licensure		20%	5	1.00
<b>Incentives Total</b>	<b>13.70</b>		<b>91</b>	<b>6.00</b>

\*Performance calculation descriptions can be found in the FY 2018 RBWO PBP Measurements and Standards Guide.

**Child Protective Services Investigations and Dispositions**

The following investigations data, which is not used for scoring but is considered significant to a provider's performance, is from Georgia SHINES and is not considered final or complete until the end of the fiscal year.

Total Reports:	0	
Number Screened In:	0	
Number Screened Out:	0	
Number Substantiated:	0	
Number Unsubstantiated:	0	
Number Active CPS Investigations:	0	



# Performance-Based Placement Measures RBWO Provider GA+SCORECARD - ILP/TLP

Report Quarter: Q1 FY2018

**Provider/Program Name: Life Skills Community Center - (5204) - CCI**

975 Cobb Place Blvd., Kennesaw, GA 30144

Phone: 404-908-0908

Vendor ID# 132893

## Quarterly Scores (Grades)

Q1: 79.36 (C+)

Q2: N/A

Q3: N/A

Q4: N/A

## Current Quarter Score (Grade)

79.36%

(C+)

Program Census Information:

# Children in Care During  
Quarter: 24

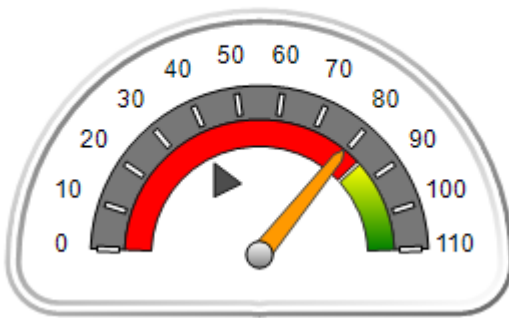
# Placements During  
Quarter: 24

# Children in Care On Last  
Day: 18

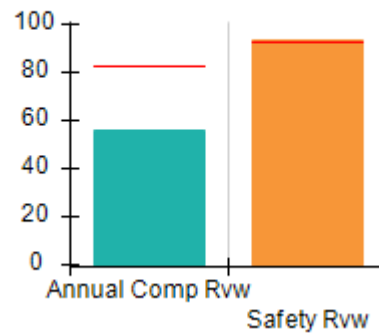
## Quarterly Provider Comparisons to All ILP/TLPs

▼ indicates average for all ILP/TLPs

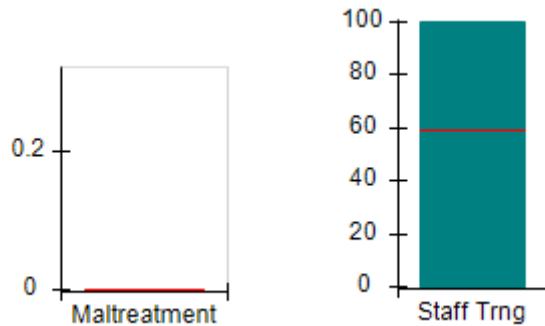
### Overall Score (%)



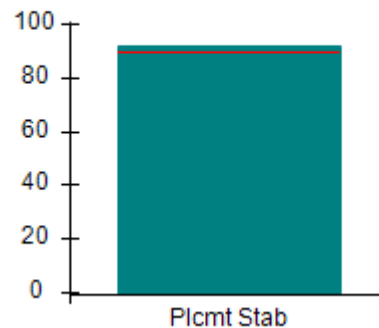
### OPM Monitoring Reviews (%)



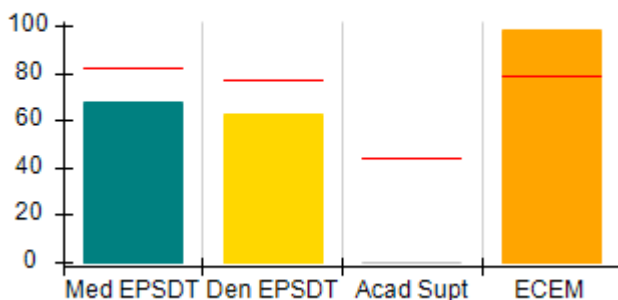
### Safety Outcomes (%)



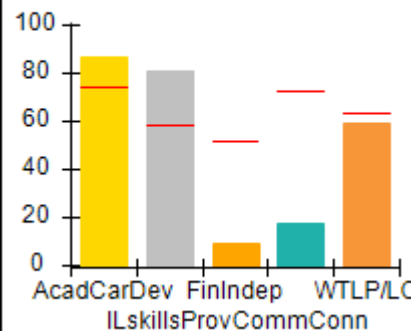
### Permanency Outcomes (%)



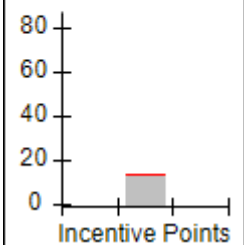
### Well-Being Outcomes (%)



### ILP/TLP Outcomes (%)



### Incentives Earned (Points)





# Performance-Based Placement Measures

## RBWO Provider GA+SCORECARD - ILP/TLP

Report Quarter: Q1 FY2018

<b>Provider/Program Name: Life Skills Community Center - (5204) - CCI</b>				
<b>975 Cobb Place Blvd., Kennesaw, GA 30144</b>		<b>Quarterly Scores (Grades)</b>		<b>Current Quarter Score (Grade)</b>
<b>Phone: 404-908-0908</b>		<b>Q1: 79.36 (C+)</b>	<b>Q2: N/A</b>	<b>79.36% (C+)</b>
<b>Vendor ID# 132893</b>		<b>Q3: N/A</b>	<b>Q4: N/A</b>	
Program Census Information:		# Children in Care During Quarter: 24	# Placements During Quarter: 24	# Children in Care On Last Day: 18
	<b>Avg Performance All ILP/TLPs (%)</b>	<b>Provider Performance (%)*</b>	<b>Possible Points (Weight)</b>	<b>Provider Points Earned</b>
<b>OPM Monitoring Reviews</b>				
Annual Comprehensive Reviews	83%	56%	15	8.37
Safety Reviews	93%	93%	5	4.67
<b>Monitoring Sub-Total</b>			<b>20</b>	<b>13.04</b>
<b>ILP/TLP Safety Outcomes</b>				
Incidence of Maltreatment	0.00%	No Substantiated Reports	3	3.00
Staff Training	59%	100%	10	10.00
<b>Safety Sub-Total</b>			<b>13</b>	<b>13.00</b>
<b>ILP/TLP Permanency Outcomes</b>				
Placement Stability	90%	92%	3	2.76
<b>Permanency Sub-Total</b>			<b>3</b>	<b>2.76</b>
<b>ILP/TLP Well-Being Outcomes</b>				
EPSDT Medical Visits	82%	68%	4	2.72
EPSDT Dental Visits	77%	63%	4	2.52
Academic Supports	44%	0%	2	0.00
Provider ECEM Visits	79%	98%	4	3.92
Placements with Siblings	21%	0%	Not Scored	Not Scored
Placements within Legal County	24%	40%	Not Scored	Not Scored
<b>Well-Being Sub-Total</b>			<b>14</b>	<b>9.56</b>
<b>ILP/TLP Specialty Outcomes</b>				
Academic/Career Development	75%	87%	10	8.70
Ind Living Skills Provision	58%	81%	15	12.15
Financial Independence	52%	9%	5	0.45
Community Connections	73%	17%	5	0.85
WTLP/Life Coach	63%	59%	15	8.85
<b>Specialty Sub-Total</b>			<b>50</b>	<b>31.00</b>
*Performance calculation descriptions can be found in the FY 2018 RBWO PBP Measurements and Standards Guide.				

Monitoring &amp; Outcomes: Possible Points = 100

Points Earned = 69.36



## Performance-Based Placement Measures

### RBWO Provider GA+SCORECARD - ILP/TLP

Report Quarter: Q1 FY2018

<b>Score Before Incentives Credit</b>	<b>69.36%</b>
<b>Incentives Awarded</b>	<b>10.00 pts</b>
<b>PBP Verification</b>	<b>N/A pts</b>
<b>Total Score</b>	<b>79.36%</b>

Provider/Program Name: Life Skills Community Center - (5204) - CCI				
Program Census Information:		# Children in Care During Quarter: 24	# Placements During Quarter: 24	# Children in Care On Last Day: 18
ILP/TLP Incentive Credits	Avg Performance All ILP/TLPs (Points)	Provider Performance (%)*	Possible Points (Weight)	Provider Points Earned
No DJJ or DOC Involvement		93%	5	4.65
Extended Foster Care Services		0%	5	0.00
Positive Permanency Connections		0%	5	0.00
High School Graduation/College Participation/Professional Certification		26%	20	5.20
Part-Time Employment with Medical Benefits		0%	20	0.00
Living Arrangements at Discharge		0%	20	0.00
Additional Academic Supports		0%	2	0.00
Additional IL Skills Provision		52%	5	2.60
Active Agency Accreditation		0%	4	0.00
Staff Clinical Licensure		0%	5	0.00
<b>Incentives Total</b>	<b>13.70</b>		<b>91</b>	<b>12.45</b>
*Performance calculation descriptions can be found in the FY 2018 RBWO PBP Measurements and Standards Guide.				

Child Protective Services Investigations and Dispositions		
The following investigations data, which is not used for scoring but is considered significant to a provider's performance, is from Georgia SHINES and is not considered final or complete until the end of the fiscal year.		
Total Reports:	0	
Number Screened In:	0	
Number Screened Out:	0	
Number Substantiated:	0	
Number Unsubstantiated:	0	
Number Active CPS Investigations:	0	





## Performance-Based Placement Measures

### RBWO Provider GA+SCORECARD - ILP/TLP

Report Quarter: Q1 FY2018

**Provider/Program Name: Little Debbie's Second Chance Home, Inc. - Decatur TLP (967) - CCI**

3900 Leprechaun Court, Decatur, GA 30034

Phone: 404-296-1311

Vendor ID# 35447

## Quarterly Scores (Grades)

Current Quarter Score (Grade)

Q1: 101.33 (A+)

Q2: N/A

101.33%

Q3: N/A

Q4: N/A

(A+)

Program Census Information:

# Children in Care During Quarter: 10

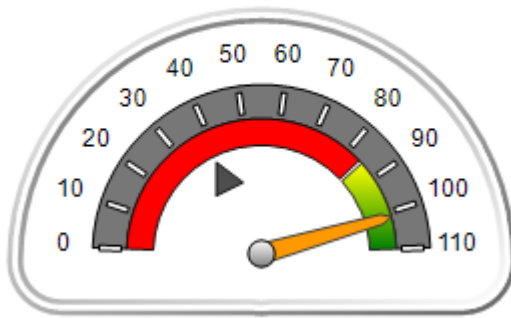
# Placements During Quarter: 10

# Children in Care On Last Day: 6

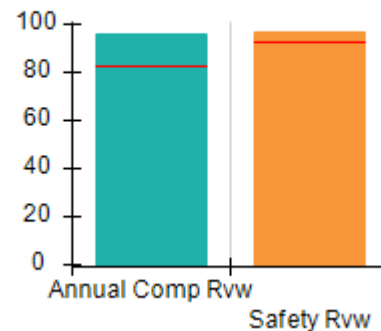
### Quarterly Provider Comparisons to All ILP/TLPs

indicates average for all ILP/TLPs

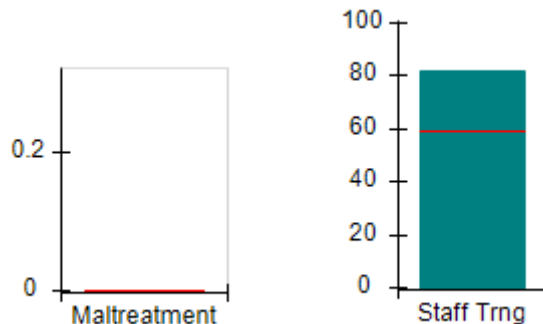
Overall Score (%)



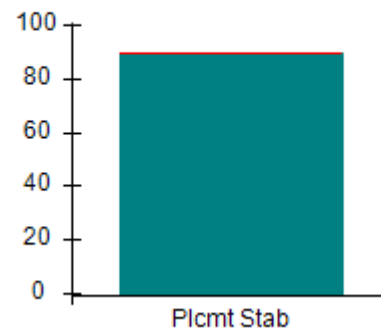
OPM Monitoring Reviews (%)



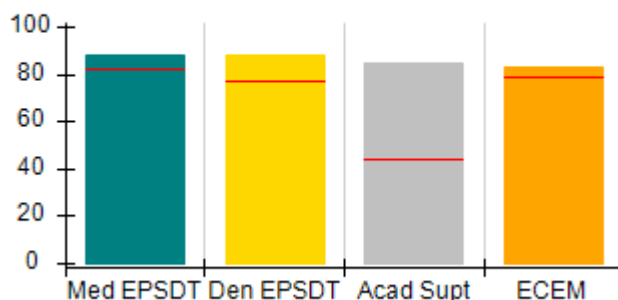
Safety Outcomes (%)



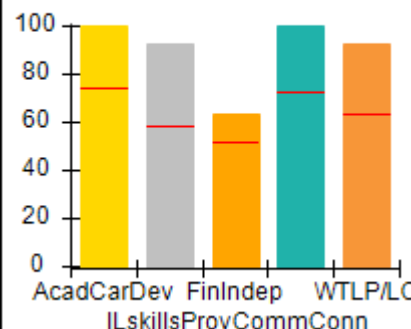
Permanency Outcomes (%)



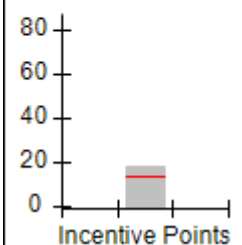
Well-Being Outcomes (%)



ILP/TLP Outcomes (%)



Incentives Earned (Points)





## Performance-Based Placement Measures

### RBWO Provider GA+SCORECARD - ILP/TLP

Report Quarter: Q1 FY2018

**Provider/Program Name: Little Debbie's Second Chance Home, Inc. - Decatur TLP (967) - CCI**

<b>3900 Leprechaun Court, Decatur, GA 30034</b>  <b>Phone: 404-296-1311</b>  <b>Vendor ID# 35447</b>	<b>Quarterly Scores (Grades)</b>		<b>Current Quarter Score (Grade)</b>
	<b>Q1: 101.33 (A+)</b>	<b>Q2: N/A</b>	<b>101.33% (A+)</b>
	<b>Q3: N/A</b>	<b>Q4: N/A</b>	

Program Census Information:	# Children in Care During Quarter: 10	# Placements During Quarter: 10	# Children in Care On Last Day: 6
-----------------------------	---------------------------------------	---------------------------------	-----------------------------------

	<b>Avg Performance All ILP/TLPs (%)</b>	<b>Provider Performance (%)*</b>	<b>Possible Points (Weight)</b>	<b>Provider Points Earned</b>
--	---	----------------------------------	---------------------------------	-------------------------------

#### OPM Monitoring Reviews

Annual Comprehensive Reviews	83%	96%	15	14.44
Safety Reviews	93%	97%	5	4.86
<b>Monitoring Sub-Total</b>			<b>20</b>	<b>19.30</b>

#### ILP/TLP Safety Outcomes

Incidence of Maltreatment	0.00%	No Substantiated Reports	3	3.00
Staff Training	59%	82%	10	8.20
<b>Safety Sub-Total</b>			<b>13</b>	<b>11.20</b>

#### ILP/TLP Permanency Outcomes

Placement Stability	90%	90%	3	2.70
<b>Permanency Sub-Total</b>			<b>3</b>	<b>2.70</b>

#### ILP/TLP Well-Being Outcomes

EPSDT Medical Visits	82%	88%	4	3.52
EPSDT Dental Visits	77%	88%	4	3.52
Academic Supports	44%	85%	2	1.70
Provider ECEM Visits	79%	83%	4	3.32
Placements with Siblings	21%	0%	Not Scored	Not Scored
Placements within Legal County	24%	0%	Not Scored	Not Scored
<b>Well-Being Sub-Total</b>			<b>14</b>	<b>12.08</b>

#### ILP/TLP Specialty Outcomes

Academic/Career Development	75%	100%	10	10.00
Ind Living Skills Provision	58%	93%	15	13.95
Financial Independence	52%	63%	5	3.15
Community Connections	73%	100%	5	5.00
WTLP/Life Coach	63%	93%	15	13.95
<b>Specialty Sub-Total</b>			<b>50</b>	<b>46.05</b>

\*Performance calculation descriptions can be found in the FY 2018 RBWO PBP Measurements and Standards Guide.

**Monitoring & Outcomes: Possible Points = 100**

**Points Earned = 91.33**



# Performance-Based Placement Measures

## RBWO Provider GA+SCORECARD - ILP/TLP

Report Quarter: Q1 FY2018

<b>Score Before Incentives Credit</b>	<b>91.33%</b>
<b>Incentives Awarded</b>	<b>10.00 pts</b>
<b>PBP Verification</b>	<b>N/A pts</b>
<b>Total Score</b>	<b>101.33%</b>

**Provider/Program Name: Little Debbie's Second Chance Home, Inc. - Decatur TLP (967) - CCI**

Program Census Information:		# Children in Care During Quarter: 10	# Placements During Quarter: 10	# Children in Care On Last Day: 6
ILP/TLP Incentive Credits	Avg Performance All ILP/TLPs (Points)	Provider Performance (%)*	Possible Points (Weight)	Provider Points Earned
No DJJ or DOC Involvement		100%	5	5.00
Extended Foster Care Services		100%	5	5.00
Positive Permanency Connections		0%	5	0.00
High School Graduation/College Participation/Professional Certification		0%	20	0.00
Part-Time Employment with Medical Benefits		0%	20	0.00
Living Arrangements at Discharge		0%	20	0.00
Additional Academic Supports		85%	2	1.70
Additional IL Skills Provision		92%	5	4.60
Active Agency Accreditation		50%	4	2.00
Staff Clinical Licensure		0%	5	0.00
<b>Incentives Total</b>	<b>13.70</b>		<b>91</b>	<b>18.30</b>

\*Performance calculation descriptions can be found in the FY 2018 RBWO PBP Measurements and Standards Guide.

**Child Protective Services Investigations and Dispositions**

The following investigations data, which is not used for scoring but is considered significant to a provider's performance, is from Georgia SHINES and is not considered final or complete until the end of the fiscal year.

Total Reports:	0	
Number Screened In:	0	
Number Screened Out:	0	
Number Substantiated:	0	
Number Unsubstantiated:	0	
Number Active CPS Investigations:	0	



# Performance-Based Placement Measures

## RBWO Provider GA+SCORECARD - ILP/TLP

Report Quarter: Q1 FY2018

**Provider/Program Name: Little Debbie's Second Chance Home, Inc. - ILP (5235) - CCI**

3893 Leprechaun Court, Decatur, GA 30034

Phone: 404-296-1311

Vendor ID# 143276

Program Census Information:

# Children in Care During  
Quarter: 4# Placements During  
Quarter: 4# Children in Care On Last  
Day: 2

## Quarterly Scores (Grades)

Q1: 89.43 (B+)

Q2: N/A

Q3: N/A

Q4: N/A

Current Quarter Score  
(Grade)

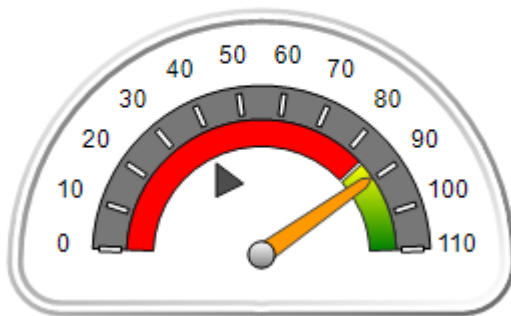
89.43%

(B+)

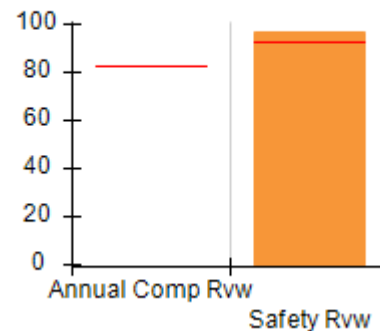
### Quarterly Provider Comparisons to All ILP/TLPs

indicates average for all ILP/TLPs

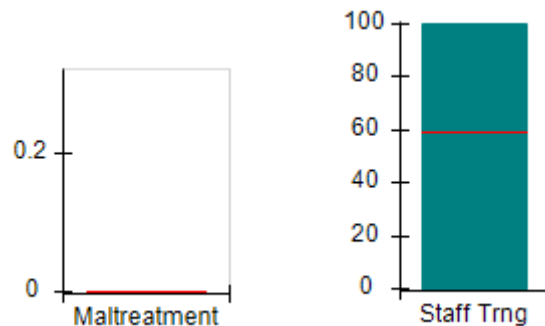
## Overall Score (%)



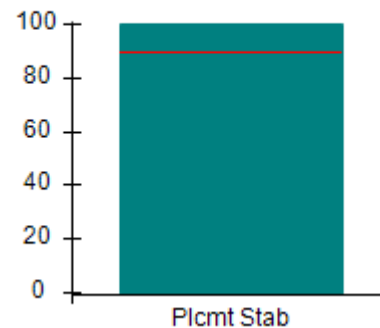
## OPM Monitoring Reviews (%)



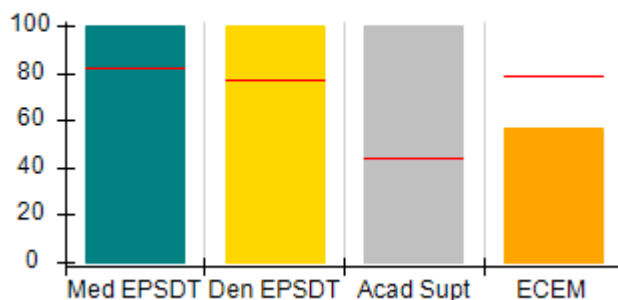
## Safety Outcomes (%)



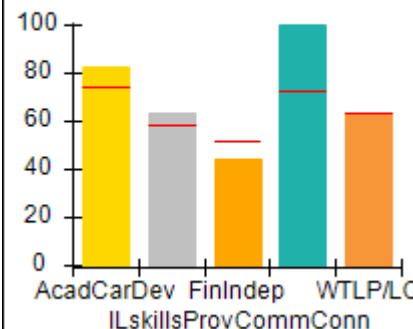
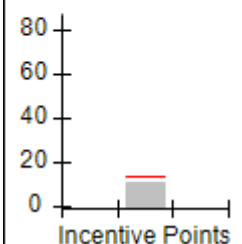
## Permanency Outcomes (%)



## Well-Being Outcomes (%)



## ILP/TLP Outcomes (%)

Incentives  
Earned  
(Points)



# Performance-Based Placement Measures RBWO Provider GA+SCORECARD - ILP/TLP

Report Quarter: Q1 FY2018

<b>Provider/Program Name: Little Debbie's Second Chance Home, Inc. - ILP (5235) - CCI</b>				
<b>3893 Leprechaun Court, Decatur, GA 30034</b>		<b>Quarterly Scores (Grades)</b>		<b>Current Quarter Score (Grade)</b>
<b>Phone: 404-296-1311</b>		<b>Q1: 89.43 (B+)</b>	<b>Q2: N/A</b>	<b>89.43% (B+)</b>
<b>Vendor ID# 143276</b>		<b>Q3: N/A</b>	<b>Q4: N/A</b>	
Program Census Information:		# Children in Care During Quarter: 4	# Placements During Quarter: 4	# Children in Care On Last Day: 2
	<b>Avg Performance All ILP/TLPs (%)</b>	<b>Provider Performance (%)*</b>	<b>Possible Points (Weight)</b>	<b>Provider Points Earned</b>
<b>OPM Monitoring Reviews</b>				
Annual Comprehensive Reviews	83%	Not Yet Conducted		
Safety Reviews	93%	97%	5	4.83
<b>Monitoring Sub-Total</b>			<b>5</b>	<b>4.83</b>
<b>ILP/TLP Safety Outcomes</b>				
Incidence of Maltreatment	0.00%	No Substantiated Reports	3	3.00
Staff Training	59%	100%	10	10.00
<b>Safety Sub-Total</b>			<b>13</b>	<b>13.00</b>
<b>ILP/TLP Permanency Outcomes</b>				
Placement Stability	90%	100%	3	3.00
<b>Permanency Sub-Total</b>			<b>3</b>	<b>3.00</b>
<b>ILP/TLP Well-Being Outcomes</b>				
EPSDT Medical Visits	82%	100%	4	4.00
EPSDT Dental Visits	77%	100%	4	4.00
Academic Supports	44%	100%	2	2.00
Provider ECEM Visits	79%	57%	4	2.28
Placements with Siblings	21%	0%	Not Scored	Not Scored
Placements within Legal County	24%	0%	Not Scored	Not Scored
<b>Well-Being Sub-Total</b>			<b>14</b>	<b>12.28</b>
<b>ILP/TLP Specialty Outcomes</b>				
Academic/Career Development	75%	83%	10	8.30
Ind Living Skills Provision	58%	63%	15	9.45
Financial Independence	52%	44%	5	2.20
Community Connections	73%	100%	5	5.00
WTLP/Life Coach	63%	63%	15	9.45
<b>Specialty Sub-Total</b>			<b>50</b>	<b>34.40</b>
*Performance calculation descriptions can be found in the FY 2018 RBWO PBP Measurements and Standards Guide.				

Monitoring &amp; Outcomes: Possible Points = 85

Points Earned = 67.51



# Performance-Based Placement Measures RBWO Provider GA+SCORECARD - ILP/TLP

Report Quarter: Q1 FY2018

<b>Score Before Incentives Credit</b>	<b>79.43%</b>
<b>Incentives Awarded</b>	<b>10.00 pts</b>
<b>PBP Verification</b>	<b>N/A pts</b>
<b>Total Score</b>	<b>89.43%</b>

Provider/Program Name: Little Debbie's Second Chance Home, Inc. - ILP (5235) - CCI				
Program Census Information:		# Children in Care During Quarter: 4	# Placements During Quarter: 4	# Children in Care On Last Day: 2
ILP/TLP Incentive Credits	Avg Performance All ILP/TLPs (Points)	Provider Performance (%)*	Possible Points (Weight)	Provider Points Earned
No DJJ or DOC Involvement		83%	5	4.15
Extended Foster Care Services		0%	5	0.00
Positive Permanency Connections		0%	5	0.00
High School Graduation/College Participation/Professional Certification		0%	20	0.00
Part-Time Employment with Medical Benefits		0%	20	0.00
Living Arrangements at Discharge		0%	20	0.00
Additional Academic Supports		100%	2	2.00
Additional IL Skills Provision		63%	5	3.15
Active Agency Accreditation		50%	4	2.00
Staff Clinical Licensure		0%	5	0.00
<b>Incentives Total</b>	<b>13.70</b>		<b>91</b>	<b>11.30</b>
*Performance calculation descriptions can be found in the FY 2018 RBWO PBP Measurements and Standards Guide.				

Child Protective Services Investigations and Dispositions		
The following investigations data, which is not used for scoring but is considered significant to a provider's performance, is from Georgia SHINES and is not considered final or complete until the end of the fiscal year.		
Total Reports:	0	
Number Screened In:	0	
Number Screened Out:	0	
Number Substantiated:	0	
Number Unsubstantiated:	0	
Number Active CPS Investigations:	0	



# Performance-Based Placement Measures RBWO Provider GA+SCORECARD - ILP/TLP

Report Quarter: Q1 FY2018

**Provider/Program Name: Little Debbie's Second Chance Home, Inc. - Redan ILP (5213) - CCI**

1597 Smithson Drive, Lithonia, GA 30058

Phone: 404-296-1311

Vendor ID# 136090

Quarterly Scores (Grades)

Q1: 102.96 (A+)

Q2: N/A

Q3: N/A

Q4: N/A

Current Quarter Score (Grade)

**102.96%**  
**(A+)**

Program Census Information:

# Children in Care During Quarter: 7

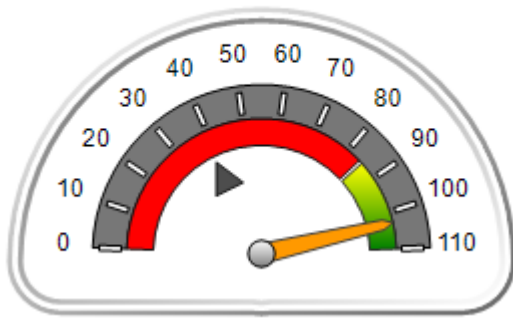
# Placements During Quarter: 7

# Children in Care On Last Day: 2

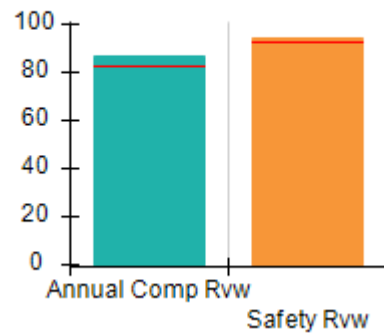
## Quarterly Provider Comparisons to All ILP/TLPs

▼ — indicates average for all ILP/TLPs

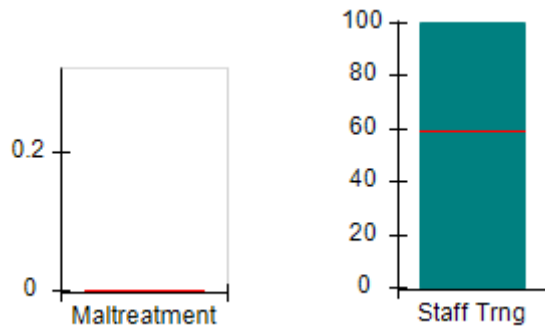
Overall Score (%)



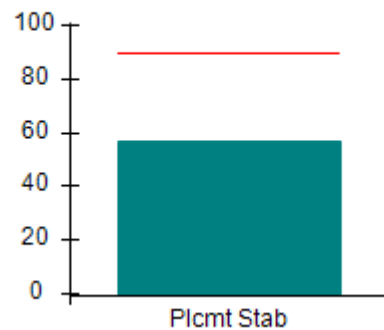
OPM Monitoring Reviews (%)



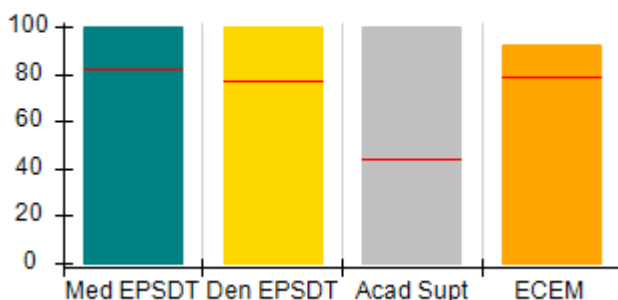
Safety Outcomes (%)



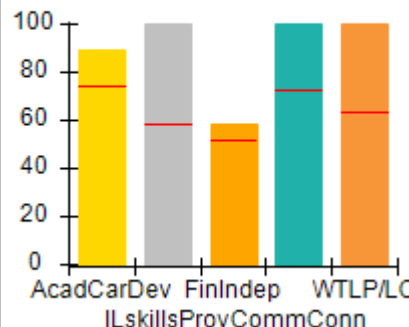
Permanency Outcomes (%)



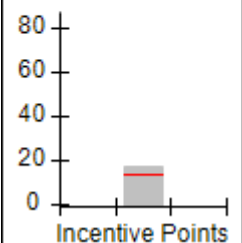
Well-Being Outcomes (%)



ILP/TLP Outcomes (%)



Incentives Earned (Points)





# Performance-Based Placement Measures

## RBWO Provider GA+SCORECARD - ILP/TLP

Report Quarter: Q1 FY2018

**Provider/Program Name: Little Debbie's Second Chance Home, Inc. - Redan ILP (5213) - CCI**

<b>1597 Smithson Drive, Lithonia, GA 30058</b>  <b>Phone: 404-296-1311</b>  <b>Vendor ID# 136090</b>	Quarterly Scores (Grades)		Current Quarter Score (Grade)
	Q1: 102.96 (A+)	Q2: N/A	102.96% (A+)
	Q3: N/A	Q4: N/A	

Program Census Information:	# Children in Care During Quarter: 7	# Placements During Quarter: 7	# Children in Care On Last Day: 2
-----------------------------	--------------------------------------	--------------------------------	-----------------------------------

	Avg Performance All ILP/TLPs (%)	Provider Performance (%)*	Possible Points (Weight)	Provider Points Earned
--	----------------------------------	---------------------------	--------------------------	------------------------

### OPM Monitoring Reviews

Annual Comprehensive Reviews	83%	87%	15	13.05
Safety Reviews	93%	95%	5	4.73
<b>Monitoring Sub-Total</b>			<b>20</b>	<b>17.77</b>

### ILP/TLP Safety Outcomes

Incidence of Maltreatment	0.00%	Not Eligible		
Staff Training	59%	100%	13	13.00
<b>Safety Sub-Total</b>			<b>13</b>	<b>13.00</b>

### ILP/TLP Permanency Outcomes

Placement Stability	90%	57%	3	1.71
<b>Permanency Sub-Total</b>			<b>3</b>	<b>1.71</b>

### ILP/TLP Well-Being Outcomes

EPSDT Medical Visits	82%	100%	4	4.00
EPSDT Dental Visits	77%	100%	4	4.00
Academic Supports	44%	100%	2	2.00
Provider ECEM Visits	79%	92%	4	3.68
Placements with Siblings	21%	Not Eligible	Not Scored	Not Scored
Placements within Legal County	24%	100%	Not Scored	Not Scored
<b>Well-Being Sub-Total</b>			<b>14</b>	<b>13.68</b>

### ILP/TLP Specialty Outcomes

Academic/Career Development	75%	89%	10	8.90
Ind Living Skills Provision	58%	100%	15	15.00
Financial Independence	52%	58%	5	2.90
Community Connections	73%	100%	5	5.00
WTLP/Life Coach	63%	100%	15	15.00
<b>Specialty Sub-Total</b>			<b>50</b>	<b>46.80</b>

\*Performance calculation descriptions can be found in the FY 2018 RBWO PBP Measurements and Standards Guide.

<b>Monitoring &amp; Outcomes: Possible Points = 100</b>	<b>Points Earned = 92.96</b>
<b>Score Before Incentives Credit 92.96%</b>	





## Performance-Based Placement Measures

### RBWO Provider GA+SCORECARD - ILP/TLP

Report Quarter: Q1 FY2018

<b>Incentives Awarded</b>	<b>10.00 pts</b>
<b>PBP Verification</b>	<b>N/A pts</b>
<b>Total Score</b>	<b>102.96%</b>

#### Provider/Program Name: Little Debbie's Second Chance Home, Inc. - Redan ILP (5213) - CCI

Program Census Information:		# Children in Care During Quarter: 7	# Placements During Quarter: 7	# Children in Care On Last Day: 2
ILP/TLP Incentive Credits	Avg Performance All ILP/TLPs (Points)	Provider Performance (%)*	Possible Points (Weight)	Provider Points Earned
No DJJ or DOC Involvement		100%	5	5.00
Extended Foster Care Services		Not Eligible	5	
Positive Permanency Connections		0%	5	0.00
High School Graduation/College Participation/Professional Certification		0%	20	0.00
Part-Time Employment with Medical Benefits		20%	20	4.00
Living Arrangements at Discharge		0%	20	0.00
Additional Academic Supports		86%	2	1.72
Additional IL Skills Provision		89%	5	4.45
Active Agency Accreditation		50%	4	2.00
Staff Clinical Licensure		0%	5	0.00
<b>Incentives Total</b>	<b>13.70</b>		<b>91</b>	<b>17.17</b>

\*Performance calculation descriptions can be found in the FY 2018 RBWO PBP Measurements and Standards Guide.

#### Child Protective Services Investigations and Dispositions

The following investigations data, which is not used for scoring but is considered significant to a provider's performance, is from Georgia SHINES and is not considered final or complete until the end of the fiscal year.

Total Reports:	0	
Number Screened In:	0	
Number Screened Out:	0	
Number Substantiated:	0	
Number Unsubstantiated:	0	
Number Active CPS Investigations:	0	



# Performance-Based Placement Measures

## RBWO Provider GA+SCORECARD - ILP/TLP

Report Quarter: Q1 FY2018

**Provider/Program Name: Little Debbie's Second Chance Home, Inc. - Young Rd ILP (5281) - CCI**

1947 Young Road, Lithonia, GA 30058

Phone: 404-296-1311

Vendor ID# 153772

Quarterly Scores (Grades)

Current Quarter Score (Grade)

Q1: 90.85 (A-)

Q2: N/A

90.85%

Q3: N/A

Q4: N/A

(A-)

Program Census Information:

# Children in Care During Quarter: 2

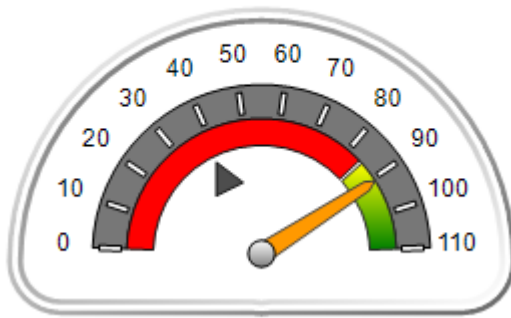
# Placements During Quarter: 2

# Children in Care On Last Day: 2

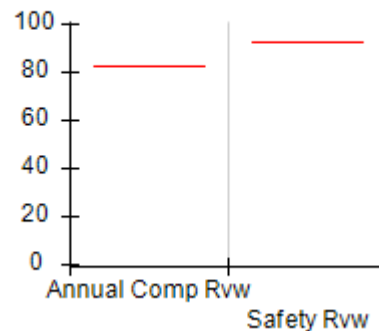
### Quarterly Provider Comparisons to All ILP/TLPs

indicates average for all ILP/TLPs

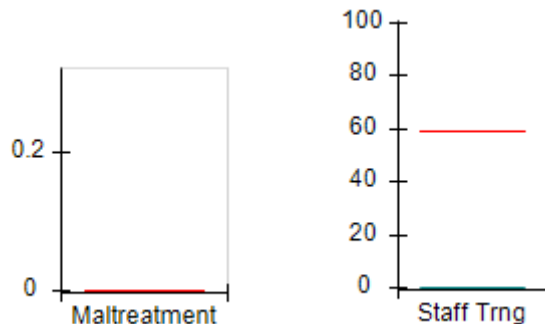
Overall Score (%)



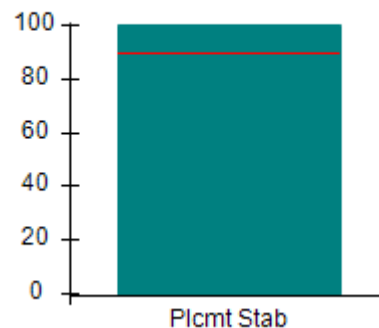
OPM Monitoring Reviews (%)



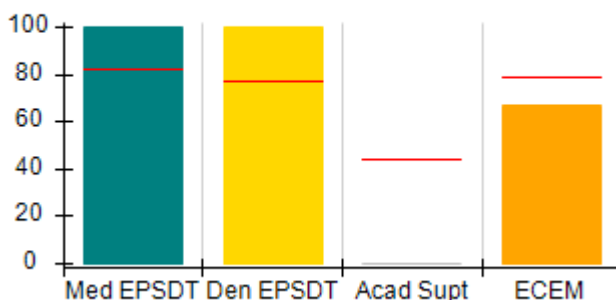
Safety Outcomes (%)



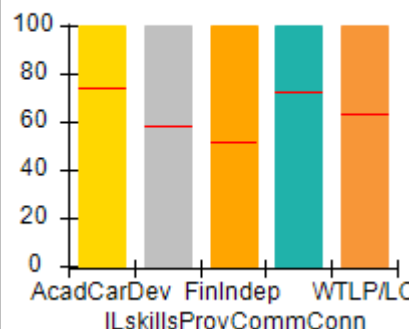
Permanency Outcomes (%)



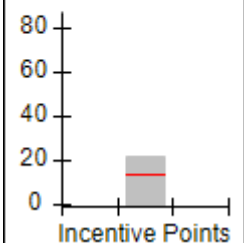
Well-Being Outcomes (%)



ILP/TLP Outcomes (%)



Incentives Earned (Points)





## Performance-Based Placement Measures

### RBWO Provider GA+SCORECARD - ILP/TLP

Report Quarter: Q1 FY2018

<b>Provider/Program Name: Little Debbie's Second Chance Home, Inc. - Young Rd ILP (5281) - CCI</b>				
<b>1947 Young Road, Lithonia, GA 30058</b>		<b>Quarterly Scores (Grades)</b>		<b>Current Quarter Score (Grade)</b>
<b>Phone: 404-296-1311</b>		<b>Q1: 90.85 (A-)</b>	<b>Q2: N/A</b>	<b>90.85% (A-)</b>
<b>Vendor ID# 153772</b>		<b>Q3: N/A</b>	<b>Q4: N/A</b>	
Program Census Information:		# Children in Care During Quarter: 2	# Placements During Quarter: 2	# Children in Care On Last Day: 2
	<b>Avg Performance All ILP/TLPs (%)</b>	<b>Provider Performance (%)*</b>	<b>Possible Points (Weight)</b>	<b>Provider Points Earned</b>
<b>OPM Monitoring Reviews</b>				
Annual Comprehensive Reviews	83%	Not Yet Conducted		
Safety Reviews	93%	Not Yet Conducted		
<b>Monitoring Sub-Total</b>				<b>0.00</b>
<b>ILP/TLP Safety Outcomes</b>				
Incidence of Maltreatment	0.00%	Not Eligible		
Staff Training	59%	0%	13	0.00
<b>Safety Sub-Total</b>			<b>13</b>	<b>0.00</b>
<b>ILP/TLP Permanency Outcomes</b>				
Placement Stability	90%	100%	3	3.00
<b>Permanency Sub-Total</b>			<b>3</b>	<b>3.00</b>
<b>ILP/TLP Well-Being Outcomes</b>				
EPSDT Medical Visits	82%	100%	4	4.00
EPSDT Dental Visits	77%	100%	4	4.00
Academic Supports	44%	0%	2	0.00
Provider ECEM Visits	79%	67%	4	2.68
Placements with Siblings	21%	0%	Not Scored	Not Scored
Placements within Legal County	24%	50%	Not Scored	Not Scored
<b>Well-Being Sub-Total</b>			<b>14</b>	<b>11.68</b>
<b>ILP/TLP Specialty Outcomes</b>				
Academic/Career Development	75%	100%	10	10.00
Ind Living Skills Provision	58%	100%	15	15.00
Financial Independence	52%	100%	5	5.00
Community Connections	73%	100%	5	5.00
WTLP/Life Coach	63%	100%	15	15.00
<b>Specialty Sub-Total</b>			<b>50</b>	<b>50.00</b>
*Performance calculation descriptions can be found in the FY 2018 RBWO PBP Measurements and Standards Guide.				

**Monitoring & Outcomes: Possible Points = 80**
**Points Earned = 64.68**
**Score Before Incentives Credit**
**80.85%**



## Performance-Based Placement Measures

### RBWO Provider GA+SCORECARD - ILP/TLP

Report Quarter: Q1 FY2018

<b>Incentives Awarded</b>	<b>10.00 pts</b>
<b>PBP Verification</b>	<b>N/A pts</b>
<b>Total Score</b>	<b>90.85%</b>

#### Provider/Program Name: Little Debbie's Second Chance Home, Inc. - Young Rd ILP (5281) - CCI

Program Census Information:		# Children in Care During Quarter: 2	# Placements During Quarter: 2	# Children in Care On Last Day: 2
ILP/TLP Incentive Credits	Avg Performance All ILP/TLPs (Points)	Provider Performance (%)*	Possible Points (Weight)	Provider Points Earned
No DJJ or DOC Involvement		100%	5	5.00
Extended Foster Care Services		Not Eligible	5	
Positive Permanency Connections		Not Eligible	5	
High School Graduation/College Participation/Professional Certification		50%	20	10.00
Part-Time Employment with Medical Benefits		Not Eligible	20	
Living Arrangements at Discharge		Not Eligible	20	
Additional Academic Supports		0%	2	0.00
Additional IL Skills Provision		100%	5	5.00
Active Agency Accreditation		50%	4	2.00
Staff Clinical Licensure		0%	5	0.00
<b>Incentives Total</b>	<b>13.70</b>		<b>91</b>	<b>22.00</b>

\*Performance calculation descriptions can be found in the FY 2018 RBWO PBP Measurements and Standards Guide.

#### Child Protective Services Investigations and Dispositions

The following investigations data, which is not used for scoring but is considered significant to a provider's performance, is from Georgia SHINES and is not considered final or complete until the end of the fiscal year.

Total Reports:	0	
Number Screened In:	0	
Number Screened Out:	0	
Number Substantiated:	0	
Number Unsubstantiated:	0	
Number Active CPS Investigations:	0	



# Performance-Based Placement Measures

## RBWO Provider GA+SCORECARD - ILP/TLP

Report Quarter: Q1 FY2018

**Provider/Program Name: Madi's House - Madi's House (5180) - CCI**

4555 Kelden Circle, College Park, GA 30349

Phone: 888-558-4453

Vendor ID# 121478

Program Census Information:

# Children in Care During  
Quarter: 4# Placements During  
Quarter: 4# Children in Care On Last  
Day: 3

## Quarterly Scores (Grades)

Q1: 54.56 (F)

Q2: N/A

Q3: N/A

Q4: N/A

Current Quarter Score  
(Grade)

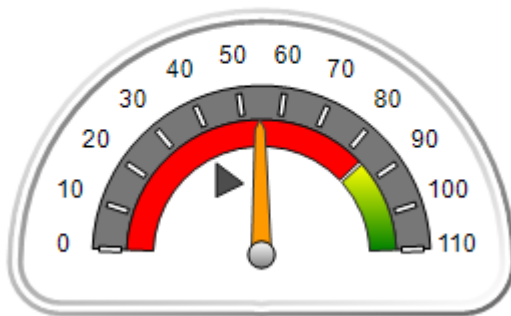
54.56%

(F)

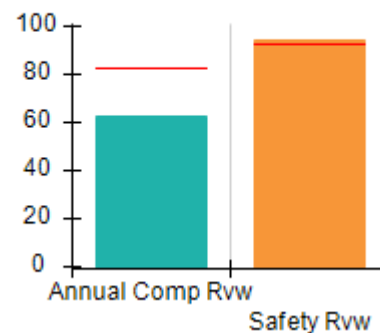
### Quarterly Provider Comparisons to All ILP/TLPs

indicates average for all ILP/TLPs

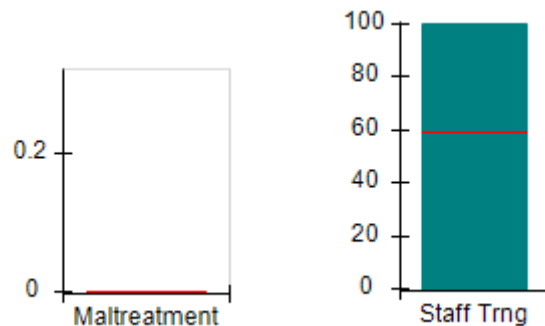
## Overall Score (%)



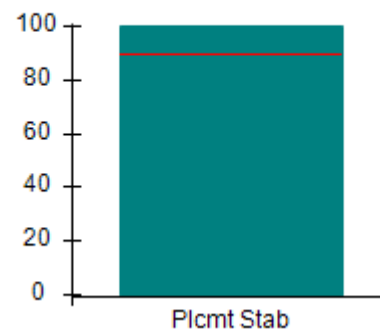
## OPM Monitoring Reviews (%)



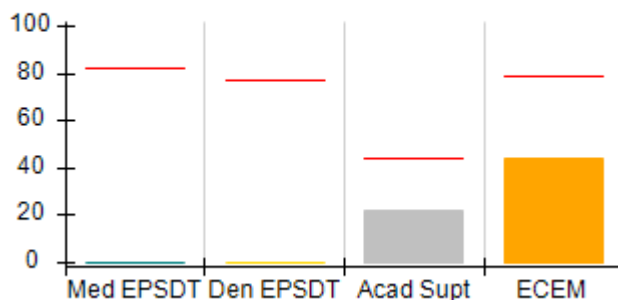
## Safety Outcomes (%)



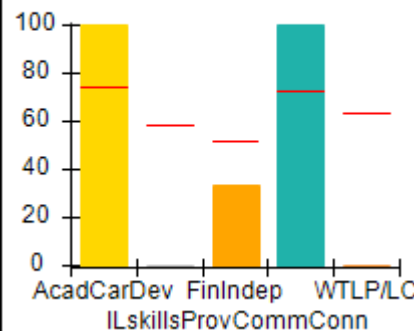
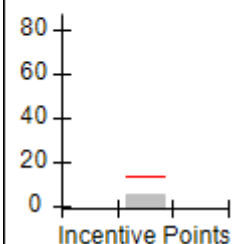
## Permanency Outcomes (%)



## Well-Being Outcomes (%)



## ILP/TLP Outcomes (%)

Incentives  
Earned  
(Points)



# Performance-Based Placement Measures

## RBWO Provider GA+SCORECARD - ILP/TLP

Report Quarter: Q1 FY2018

<b>Provider/Program Name: Madi's House - Madi's House (5180) - CCI</b>				
<b>4555 Kelden Circle, College Park, GA 30349</b>		<b>Quarterly Scores (Grades)</b>		<b>Current Quarter Score (Grade)</b>
<b>Phone: 888-558-4453</b>		<b>Q1: 54.56 (F)</b>	<b>Q2: N/A</b>	<b>54.56% (F)</b>
<b>Vendor ID# 121478</b>		<b>Q3: N/A</b>	<b>Q4: N/A</b>	
Program Census Information:		# Children in Care During Quarter: 4	# Placements During Quarter: 4	# Children in Care On Last Day: 3
	<b>Avg Performance All ILP/TLPs (%)</b>	<b>Provider Performance (%)*</b>	<b>Possible Points (Weight)</b>	<b>Provider Points Earned</b>
<b>OPM Monitoring Reviews</b>				
Annual Comprehensive Reviews	83%	62%	15	9.33
Safety Reviews	93%	94%	5	4.72
<b>Monitoring Sub-Total</b>			<b>20</b>	<b>14.05</b>
<b>ILP/TLP Safety Outcomes</b>				
Incidence of Maltreatment	0.00%	No Substantiated Reports	3	3.00
Staff Training	59%	100%	10	10.00
<b>Safety Sub-Total</b>			<b>13</b>	<b>13.00</b>
<b>ILP/TLP Permanency Outcomes</b>				
Placement Stability	90%	100%	3	3.00
<b>Permanency Sub-Total</b>			<b>3</b>	<b>3.00</b>
<b>ILP/TLP Well-Being Outcomes</b>				
EPSDT Medical Visits	82%	0%	4	0.00
EPSDT Dental Visits	77%	0%	4	0.00
Academic Supports	44%	22%	2	0.44
Provider ECEM Visits	79%	44%	4	1.76
Placements with Siblings	21%	0%	Not Scored	Not Scored
Placements within Legal County	24%	Not Eligible	Not Scored	Not Scored
<b>Well-Being Sub-Total</b>			<b>14</b>	<b>2.42</b>
<b>ILP/TLP Specialty Outcomes</b>				
Academic/Career Development	75%	100%	10	10.00
Ind Living Skills Provision	58%	0%	15	0.00
Financial Independence	52%	33%	5	1.65
Community Connections	73%	100%	5	5.00
WTLP/Life Coach	63%	0%	15	0.00
<b>Specialty Sub-Total</b>			<b>50</b>	<b>16.65</b>
*Performance calculation descriptions can be found in the FY 2018 RBWO PBP Measurements and Standards Guide.				

Monitoring &amp; Outcomes: Possible Points = 100

Points Earned = 49.12



# Performance-Based Placement Measures RBWO Provider GA+SCORECARD - ILP/TLP

Report Quarter: Q1 FY2018

<b>Score Before Incentives Credit</b>	<b>49.12%</b>
<b>Incentives Awarded</b>	<b>05.44 pts</b>
<b>PBP Verification</b>	<b>N/A pts</b>
<b>Total Score</b>	<b>54.56%</b>

Provider/Program Name: Madi's House - Madi's House (5180) - CCI				
Program Census Information:		# Children in Care During Quarter: 4	# Placements During Quarter: 4	# Children in Care On Last Day: 3
ILP/TLP Incentive Credits	Avg Performance All ILP/TLPs (Points)	Provider Performance (%)*	Possible Points (Weight)	Provider Points Earned
No DJJ or DOC Involvement		100%	5	5.00
Extended Foster Care Services		Not Eligible	5	
Positive Permanency Connections		0%	5	0.00
High School Graduation/College Participation/Professional Certification		0%	20	0.00
Part-Time Employment with Medical Benefits		0%	20	0.00
Living Arrangements at Discharge		0%	20	0.00
Additional Academic Supports		22%	2	0.44
Additional IL Skills Provision		0%	5	0.00
Active Agency Accreditation		0%	4	0.00
Staff Clinical Licensure		0%	5	0.00
<b>Incentives Total</b>	<b>13.70</b>		<b>91</b>	<b>5.44</b>

\*Performance calculation descriptions can be found in the FY 2018 RBWO PBP Measurements and Standards Guide.

Child Protective Services Investigations and Dispositions		
The following investigations data, which is not used for scoring but is considered significant to a provider's performance, is from Georgia SHINES and is not considered final or complete until the end of the fiscal year.		
Total Reports:	0	
Number Screened In:	0	
Number Screened Out:	0	
Number Substantiated:	0	
Number Unsubstantiated:	0	
Number Active CPS Investigations:	0	



# Performance-Based Placement Measures

## RBWO Provider GA+SCORECARD - ILP/TLP

Report Quarter: Q1 FY2018

**Provider/Program Name: Mentoring Youth Services - ILP (5165) - CCI**

2031 6th Avenue, Columbus, GA 31904

Phone: 706-984-9636

Vendor ID# 144099

## Quarterly Scores (Grades)

Q1: 75.59 (C)

Q2: N/A

Q3: N/A

Q4: N/A

## Current Quarter Score (Grade)

75.59%

(C)

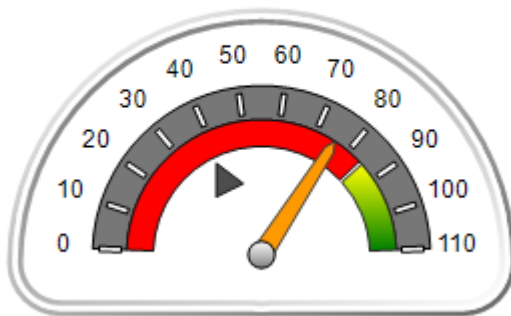
Program Census Information:

# Children in Care During  
Quarter: 1# Placements During  
Quarter: 1# Children in Care On Last  
Day: 1

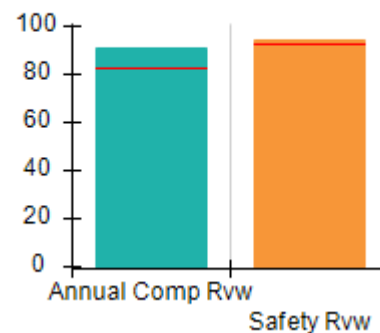
### Quarterly Provider Comparisons to All ILP/TLPs

indicates average for all ILP/TLPs

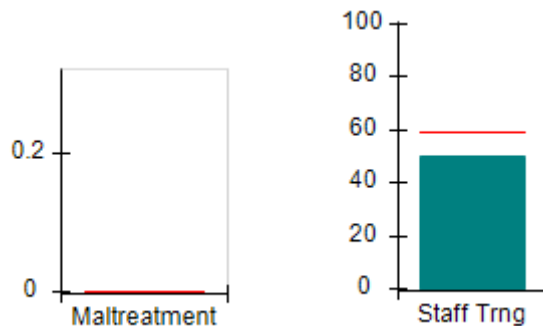
## Overall Score (%)



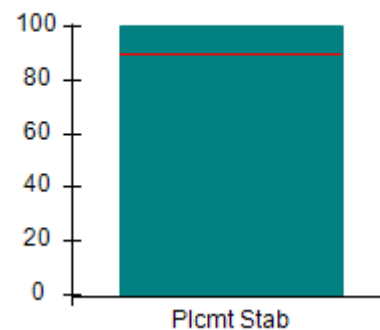
## OPM Monitoring Reviews (%)



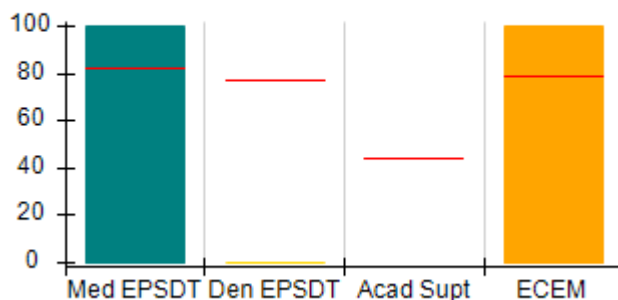
## Safety Outcomes (%)



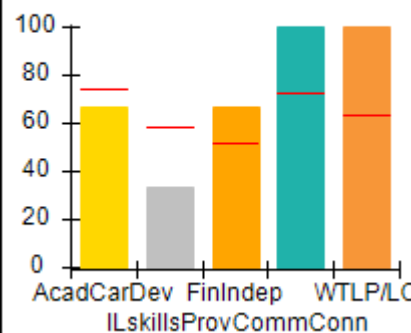
## Permanency Outcomes (%)



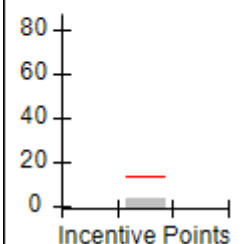
## Well-Being Outcomes (%)



## ILP/TLP Outcomes (%)



## Incentives Earned (Points)







# Performance-Based Placement Measures

## RBWO Provider GA+SCORECARD - ILP/TLP

Report Quarter: Q1 FY2018

**Provider/Program Name: Mentoring Youth Services - ILP (5165) - CCI**

2031 6th Avenue, Columbus, GA 31904

Phone: 706-984-9636

Vendor ID# 144099

**Quarterly Scores (Grades)****Current Quarter Score (Grade)**

Q1: 75.59 (C)

Q2: N/A

**75.59%**  
**(C)**

Q3: N/A

Q4: N/A

Program Census Information:

# Children in Care During  
Quarter: 1# Placements During  
Quarter: 1# Children in Care On  
Last Day: 1Avg  
Performance All  
ILP/TLPs (%)Provider  
Performance (%)\*Possible Points  
(Weight)Provider Points  
Earned**OPM Monitoring Reviews**

Annual Comprehensive Reviews	83%	91%	15	13.70
Safety Reviews	93%	94%	5	4.71
<b>Monitoring Sub-Total</b>			<b>20</b>	<b>18.41</b>

**ILP/TLP Safety Outcomes**

Incidence of Maltreatment	0.00%	Not Eligible		
Staff Training	59%	50%	13	6.50
<b>Safety Sub-Total</b>			<b>13</b>	<b>6.50</b>

**ILP/TLP Permanency Outcomes**

Placement Stability	90%	100%	3	3.00
<b>Permanency Sub-Total</b>			<b>3</b>	<b>3.00</b>

**ILP/TLP Well-Being Outcomes**

EPSDT Medical Visits	82%	100%	4.7	4.55
EPSDT Dental Visits	77%	0%	4.7	0.00
Academic Supports	44%	Not Eligible		
Provider ECEM Visits	79%	100%	4.7	4.67
Placements with Siblings	21%	0%	Not Scored	Not Scored
Placements within Legal County	24%	Not Eligible	Not Scored	Not Scored
<b>Well-Being Sub-Total</b>			<b>14</b>	<b>9.33</b>

**ILP/TLP Specialty Outcomes**

Academic/Career Development	75%	67%	10	6.70
Ind Living Skills Provision	58%	33%	15	4.95
Financial Independence	52%	67%	5	3.35
Community Connections	73%	100%	5	5.00
WTLP/Life Coach	63%	100%	15	15.00
<b>Specialty Sub-Total</b>			<b>50</b>	<b>35.00</b>

\*Performance calculation descriptions can be found in the FY 2018 RBWO PBP Measurements and Standards Guide.

**Monitoring & Outcomes: Possible Points = 100****Points Earned = 72.24****Score Before Incentives Credit****72.24%**

**Performance-Based Placement Measures**  
**RBWO Provider GA+SCORECARD - ILP/TLP**

Report Quarter: Q1 FY2018

Incentives Awarded	03.35 pts
PBP Verification	N/A pts
<b>Total Score</b>	<b>75.59%</b>

**Provider/Program Name: Mentoring Youth Services - ILP (5165) - CCI**

Program Census Information:		# Children in Care During Quarter: 1	# Placements During Quarter: 1	# Children in Care On Last Day: 1
ILP/TLP Incentive Credits	Avg Performance All ILP/TLPs (Points)	Provider Performance (%)*	Possible Points (Weight)	Provider Points Earned
No DJJ or DOC Involvement		67%	5	3.35
Extended Foster Care Services		Not Eligible	5	
Positive Permanency Connections		0%	5	0.00
High School Graduation/College Participation/Professional Certification		0%	20	0.00
Part-Time Employment with Medical Benefits		Not Eligible	20	
Living Arrangements at Discharge		Not Eligible	20	
Additional Academic Supports		Not Eligible	2	
Additional IL Skills Provision		0%	5	0.00
Active Agency Accreditation		0%	4	0.00
Staff Clinical Licensure		0%	5	0.00
<b>Incentives Total</b>	<b>13.70</b>		<b>91</b>	<b>3.35</b>

\*Performance calculation descriptions can be found in the FY 2018 RBWO PBP Measurements and Standards Guide.

**Child Protective Services Investigations and Dispositions**

The following investigations data, which is not used for scoring but is considered significant to a provider's performance, is from Georgia SHINES and is not considered final or complete until the end of the fiscal year.

Total Reports:	0	
Number Screened In:	0	
Number Screened Out:	0	
Number Substantiated:	0	
Number Unsubstantiated:	0	
Number Active CPS Investigations:	0	



## Performance-Based Placement Measures RBWO Provider GA+SCORECARD - ILP/TLP

Report Quarter: Q1 FY2018

**Provider/Program Name: Murphy-Harpst Children's Centers - TLP (Fletcher St. 2) (5230) - CCI**

740 Fletcher St., Cedartown, GA 30125

Phone: 770-748-1500

Vendor ID# 144420

Quarterly Scores (Grades)

Current Quarter Score (Grade)

Q1: 79.52 (C+)

Q2: N/A

79.52%

Q3: N/A

Q4: N/A

(C+)

Program Census Information:

# Children in Care During  
Quarter: 9

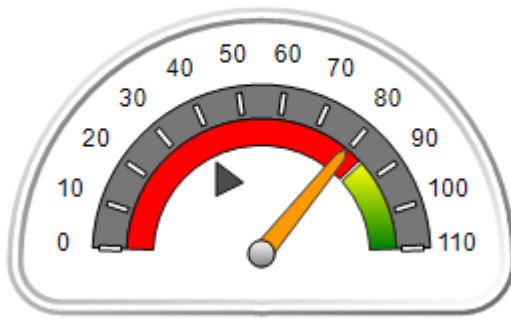
# Placements During  
Quarter: 9

# Children in Care On Last  
Day: 4

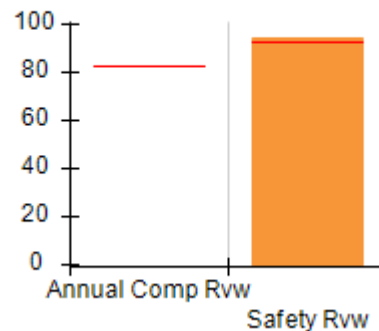
### Quarterly Provider Comparisons to All ILP/TLPs

— indicates average for all ILP/TLPs

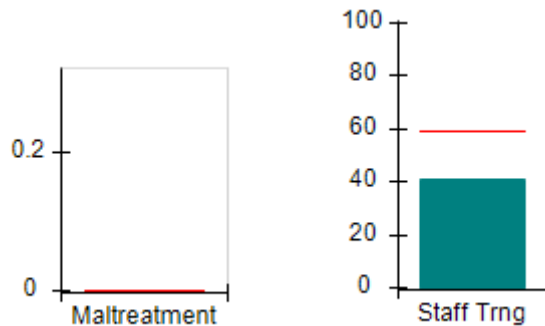
Overall Score (%)



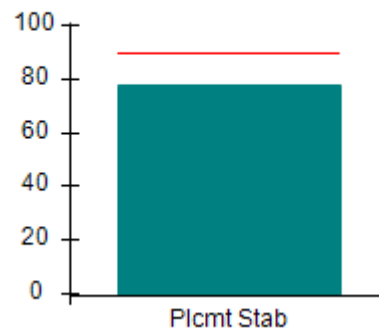
OPM Monitoring Reviews (%)



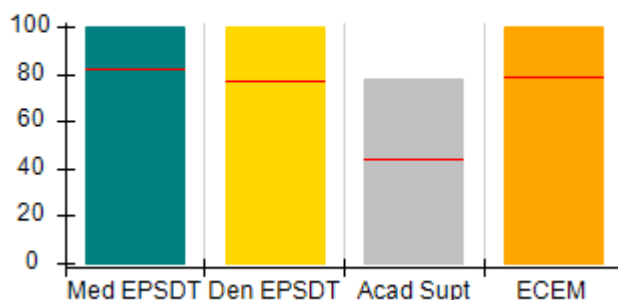
Safety Outcomes (%)



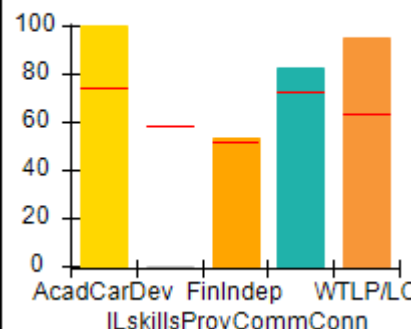
Permanency Outcomes (%)



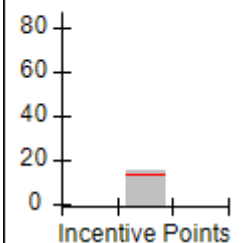
Well-Being Outcomes (%)



ILP/TLP Outcomes (%)



Incentives Earned (Points)





# Performance-Based Placement Measures

## RBWO Provider GA+SCORECARD - ILP/TLP

Report Quarter: Q1 FY2018

**Provider/Program Name: Murphy-Harpst Children's Centers - TLP (Fletcher St. 2) (5230) - CCI**

<b>740 Fletcher St., Cedartown, GA 30125</b>  <b>Phone: 770-748-1500</b>  <b>Vendor ID# 144420</b>	<b>Quarterly Scores (Grades)</b>		<b>Current Quarter Score (Grade)</b>
	<b>Q1: 79.52 (C+)</b>	<b>Q2: N/A</b>	<b>79.52% (C+)</b>
	<b>Q3: N/A</b>	<b>Q4: N/A</b>	

Program Census Information:	# Children in Care During Quarter: 9	# Placements During Quarter: 9	# Children in Care On Last Day: 4
-----------------------------	--------------------------------------	--------------------------------	-----------------------------------

	<b>Avg Performance All ILP/TLPs (%)</b>	<b>Provider Performance (%)*</b>	<b>Possible Points (Weight)</b>	<b>Provider Points Earned</b>
--	---	----------------------------------	---------------------------------	-------------------------------

**OPM Monitoring Reviews**

Annual Comprehensive Reviews	83%	Not Yet Conducted		
Safety Reviews	93%	95%	5	4.73
<b>Monitoring Sub-Total</b>			<b>5</b>	<b>4.73</b>

**ILP/TLP Safety Outcomes**

Incidence of Maltreatment	0.00%	No Substantiated Reports	3	3.00
Staff Training	59%	41%	10	4.10
<b>Safety Sub-Total</b>			<b>13</b>	<b>7.10</b>

**ILP/TLP Permanency Outcomes**

Placement Stability	90%	78%	3	2.34
<b>Permanency Sub-Total</b>			<b>3</b>	<b>2.34</b>

**ILP/TLP Well-Being Outcomes**

EPSDT Medical Visits	82%	100%	4	4.00
EPSDT Dental Visits	77%	100%	4	4.00
Academic Supports	44%	78%	2	1.56
Provider ECEM Visits	79%	100%	4	4.00
Placements with Siblings	21%	0%	Not Scored	Not Scored
Placements within Legal County	24%	Not Eligible	Not Scored	Not Scored
<b>Well-Being Sub-Total</b>			<b>14</b>	<b>13.88</b>

**ILP/TLP Specialty Outcomes**

Academic/Career Development	75%	100%	10	10.00
Ind Living Skills Provision	58%	0%	15	0.00
Financial Independence	52%	53%	5	2.65
Community Connections	73%	83%	5	4.15
WTLP/Life Coach	63%	95%	15	14.25
<b>Specialty Sub-Total</b>			<b>50</b>	<b>31.05</b>

\*Performance calculation descriptions can be found in the FY 2018 RBWO PBP Measurements and Standards Guide.

**Monitoring & Outcomes: Possible Points = 85****Points Earned = 59.10**



# Performance-Based Placement Measures RBWO Provider GA+SCORECARD - ILP/TLP

Report Quarter: Q1 FY2018

<b>Score Before Incentives Credit</b>	<b>69.52%</b>
<b>Incentives Awarded</b>	<b>10.00 pts</b>
<b>PBP Verification</b>	<b>N/A pts</b>
<b>Total Score</b>	<b>79.52%</b>

## Provider/Program Name: Murphy-Harpst Children's Centers - TLP (Fletcher St. 2) (5230) - CCI

Program Census Information:		# Children in Care During Quarter: 9	# Placements During Quarter: 9	# Children in Care On Last Day: 4
ILP/TLP Incentive Credits	Avg Performance All ILP/TLPs (Points)	Provider Performance (%)*	Possible Points (Weight)	Provider Points Earned
No DJJ or DOC Involvement		100%	5	5.00
Extended Foster Care Services		0%	5	0.00
Positive Permanency Connections		0%	5	0.00
High School Graduation/College Participation/Professional Certification		38%	20	7.60
Part-Time Employment with Medical Benefits		0%	20	0.00
Living Arrangements at Discharge		0%	20	0.00
Additional Academic Supports		28%	2	0.56
Additional IL Skills Provision		0%	5	0.00
Active Agency Accreditation		50%	4	2.00
Staff Clinical Licensure		0%	5	0.00
<b>Incentives Total</b>	<b>13.70</b>		<b>91</b>	<b>15.16</b>

\*Performance calculation descriptions can be found in the FY 2018 RBWO PBP Measurements and Standards Guide.

## Child Protective Services Investigations and Dispositions

The following investigations data, which is not used for scoring but is considered significant to a provider's performance, is from Georgia SHINES and is not considered final or complete until the end of the fiscal year.

Total Reports:	0	
Number Screened In:	0	
Number Screened Out:	0	
Number Substantiated:	0	
Number Unsubstantiated:	0	
Number Active CPS Investigations:	0	



# Performance-Based Placement Measures

## RBWO Provider GA+SCORECARD - ILP/TLP

Report Quarter: Q1 FY2018

**Provider/Program Name: North Georgia Angel House - ILP (5238) - CCI**

2260 Sam Nelson Road, Canton, GA 30114

Phone: 770-479-9555

Vendor ID# 144051

Program Census Information:

# Children in Care During  
Quarter: 2# Placements During  
Quarter: 2# Children in Care On Last  
Day: 2

## Quarterly Scores (Grades)

Q1: 108.59 (A+)

Q2: N/A

Q3: N/A

Q4: N/A

Current Quarter Score  
(Grade)

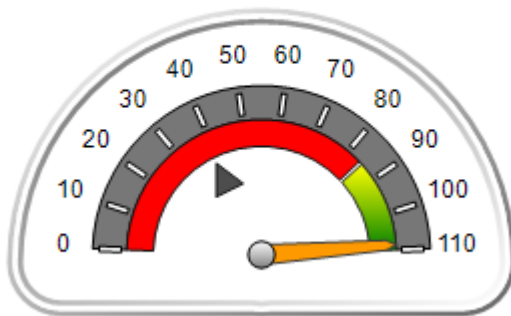
108.59%

(A+)

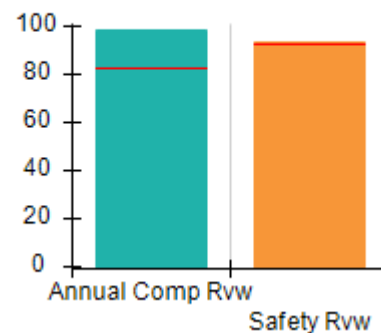
### Quarterly Provider Comparisons to All ILP/TLPs

indicates average for all ILP/TLPs

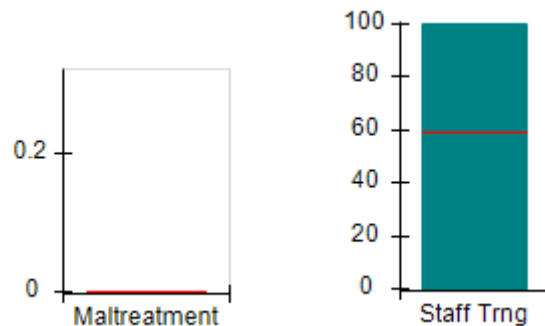
## Overall Score (%)



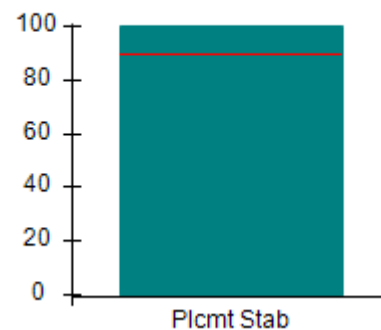
## OPM Monitoring Reviews (%)



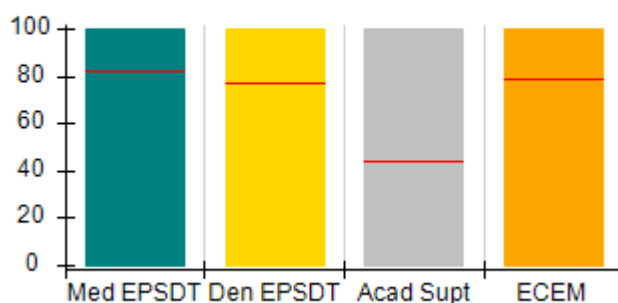
## Safety Outcomes (%)



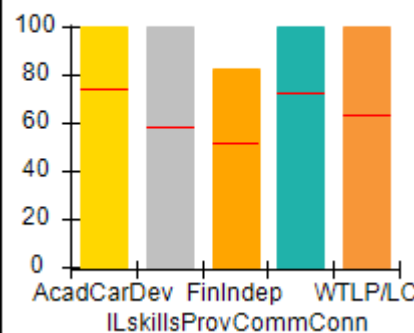
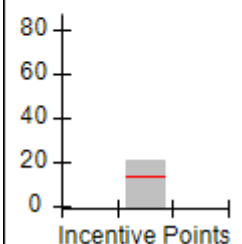
## Permanency Outcomes (%)



## Well-Being Outcomes (%)



## ILP/TLP Outcomes (%)

Incentives  
Earned  
(Points)



# Performance-Based Placement Measures

## RBWO Provider GA+SCORECARD - ILP/TLP

Report Quarter: Q1 FY2018

<b>Provider/Program Name: North Georgia Angel House - ILP (5238) - CCI</b>				
<b>2260 Sam Nelson Road, Canton, GA 30114</b>		<b>Quarterly Scores (Grades)</b>		<b>Current Quarter Score (Grade)</b>
<b>Phone: 770-479-9555</b>		<b>Q1: 108.59 (A+)</b>	<b>Q2: N/A</b>	<b>108.59% (A+)</b>
<b>Vendor ID# 144051</b>		<b>Q3: N/A</b>	<b>Q4: N/A</b>	
Program Census Information:		# Children in Care During Quarter: 2	# Placements During Quarter: 2	# Children in Care On Last Day: 2
	<b>Avg Performance All ILP/TLPs (%)</b>	<b>Provider Performance (%)*</b>	<b>Possible Points (Weight)</b>	<b>Provider Points Earned</b>
<b>OPM Monitoring Reviews</b>				
Annual Comprehensive Reviews	83%	98%	15	14.77
Safety Reviews	93%	93%	5	4.67
<b>Monitoring Sub-Total</b>			<b>20</b>	<b>19.44</b>
<b>ILP/TLP Safety Outcomes</b>				
Incidence of Maltreatment	0.00%	Not Eligible		
Staff Training	59%	100%	13	13.00
<b>Safety Sub-Total</b>			<b>13</b>	<b>13.00</b>
<b>ILP/TLP Permanency Outcomes</b>				
Placement Stability	90%	100%	3	3.00
<b>Permanency Sub-Total</b>			<b>3</b>	<b>3.00</b>
<b>ILP/TLP Well-Being Outcomes</b>				
EPSDT Medical Visits	82%	100%	4	4.00
EPSDT Dental Visits	77%	100%	4	4.00
Academic Supports	44%	100%	2	2.00
Provider ECEM Visits	79%	100%	4	4.00
Placements with Siblings	21%	0%	Not Scored	Not Scored
Placements within Legal County	24%	0%	Not Scored	Not Scored
<b>Well-Being Sub-Total</b>			<b>14</b>	<b>14.00</b>
<b>ILP/TLP Specialty Outcomes</b>				
Academic/Career Development	75%	100%	10	10.00
Ind Living Skills Provision	58%	100%	15	15.00
Financial Independence	52%	83%	5	4.15
Community Connections	73%	100%	5	5.00
WTLP/Life Coach	63%	100%	15	15.00
<b>Specialty Sub-Total</b>			<b>50</b>	<b>49.15</b>
*Performance calculation descriptions can be found in the FY 2018 RBWO PBP Measurements and Standards Guide.				
<b>Monitoring &amp; Outcomes: Possible Points = 100</b>			<b>Points Earned = 98.59</b>	
<b>Score Before Incentives Credit</b>			<b>98.59%</b>	



## Performance-Based Placement Measures

### RBWO Provider GA+SCORECARD - ILP/TLP

Report Quarter: Q1 FY2018

<b>Incentives Awarded</b>	<b>10.00 pts</b>
<b>PBP Verification</b>	<b>N/A pts</b>
<b>Total Score</b>	<b>108.59%</b>

Provider/Program Name: North Georgia Angel House - ILP (5238) - CCI				
Program Census Information:		# Children in Care During Quarter: 2	# Placements During Quarter: 2	# Children in Care On Last Day: 2
ILP/TLP Incentive Credits	Avg Performance All ILP/TLPs (Points)	Provider Performance (%)*	Possible Points (Weight)	Provider Points Earned
No DJJ or DOC Involvement		100%	5	5.00
Extended Foster Care Services		Not Eligible	5	
Positive Permanency Connections		100%	5	5.00
High School Graduation/College Participation/Professional Certification		0%	20	0.00
Part-Time Employment with Medical Benefits		Not Eligible	20	
Living Arrangements at Discharge		Not Eligible	20	
Additional Academic Supports		75%	2	1.50
Additional IL Skills Provision		100%	5	5.00
Active Agency Accreditation		100%	4	4.00
Staff Clinical Licensure		0%	5	0.00
<b>Incentives Total</b>	<b>13.70</b>		<b>91</b>	<b>20.50</b>

\*Performance calculation descriptions can be found in the FY 2018 RBWO PBP Measurements and Standards Guide.

Child Protective Services Investigations and Dispositions		
The following investigations data, which is not used for scoring but is considered significant to a provider's performance, is from Georgia SHINES and is not considered final or complete until the end of the fiscal year.		
Total Reports:	0	
Number Screened In:	0	
Number Screened Out:	0	
Number Substantiated:	0	
Number Unsubstantiated:	0	
Number Active CPS Investigations:	0	



**Performance-Based Placement Measures**  
**RBWO Provider GA+SCORECARD - ILP/TLP**

Report Quarter: Q1 FY2018

**Provider/Program Name: North Georgia Angel House - TLP (5126) - CCI**

2260 Sam Nelson Road, Canton, GA 30114

Phone: 404-556-7421

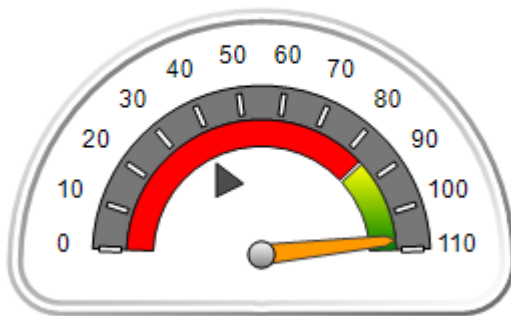
Vendor ID# 108343

	Quarterly Scores (Grades)		Current Quarter Score (Grade)
	Q1: 107.34 (A+)	Q2: N/A	107.34% (A+)
	Q3: N/A	Q4: N/A	
Program Census Information:	# Children in Care During Quarter: 8	# Placements During Quarter: 8	# Children in Care On Last Day: 3

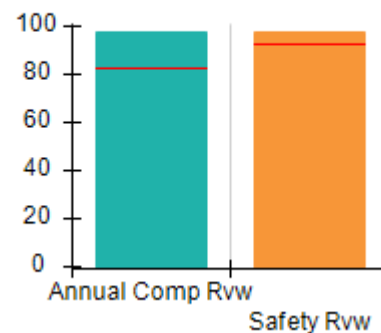
**Quarterly Provider Comparisons to All ILP/TLPs**

▼ — indicates average for all ILP/TLPs

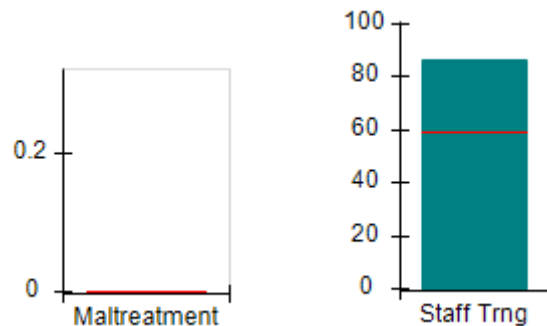
Overall Score (%)



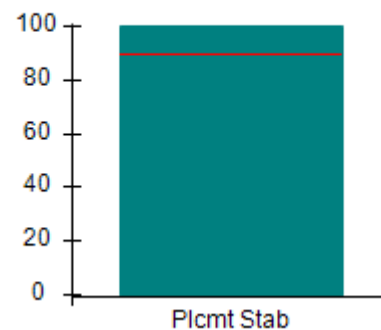
OPM Monitoring Reviews (%)



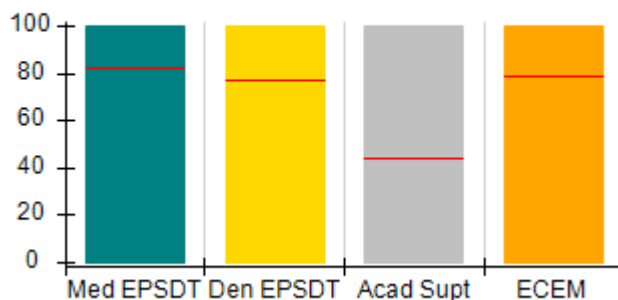
Safety Outcomes (%)



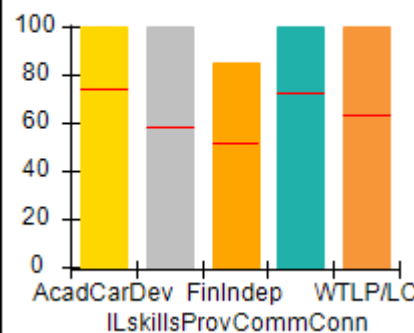
Permanency Outcomes (%)



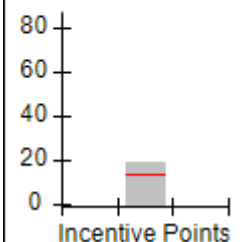
Well-Being Outcomes (%)



ILP/TLP Outcomes (%)



Incentives Earned (Points)





**Performance-Based Placement Measures**  
**RBWO Provider GA+SCORECARD - ILP/TLP**

Report Quarter: Q1 FY2018

Provider/Program Name: North Georgia Angel House - TLP (5126) - CCI				
2260 Sam Nelson Road, Canton, GA 30114		Quarterly Scores (Grades)		Current Quarter Score (Grade)
Phone: 404-556-7421		Q1: 107.34 (A+)	Q2: N/A	107.34% (A+)
Vendor ID# 108343		Q3: N/A	Q4: N/A	
Program Census Information:		# Children in Care During Quarter: 8	# Placements During Quarter: 8	# Children in Care On Last Day: 3
	Avg Performance All ILP/TLPs (%)	Provider Performance (%)*	Possible Points (Weight)	Provider Points Earned
<b>OPM Monitoring Reviews</b>				
Annual Comprehensive Reviews	83%	97%	15	14.62
Safety Reviews	93%	97%	5	4.87
<b>Monitoring Sub-Total</b>			<b>20</b>	<b>19.49</b>
<b>ILP/TLP Safety Outcomes</b>				
Incidence of Maltreatment	0.00%	No Substantiated Reports	3	3.00
Staff Training	59%	86%	10	8.60
<b>Safety Sub-Total</b>			<b>13</b>	<b>11.60</b>
<b>ILP/TLP Permanency Outcomes</b>				
Placement Stability	90%	100%	3	3.00
<b>Permanency Sub-Total</b>			<b>3</b>	<b>3.00</b>
<b>ILP/TLP Well-Being Outcomes</b>				
EPSDT Medical Visits	82%	100%	4	4.00
EPSDT Dental Visits	77%	100%	4	4.00
Academic Supports	44%	100%	2	2.00
Provider ECEM Visits	79%	100%	4	4.00
Placements with Siblings	21%	0%	Not Scored	Not Scored
Placements within Legal County	24%	0%	Not Scored	Not Scored
<b>Well-Being Sub-Total</b>			<b>14</b>	<b>14.00</b>
<b>ILP/TLP Specialty Outcomes</b>				
Academic/Career Development	75%	100%	10	10.00
Ind Living Skills Provision	58%	100%	15	15.00
Financial Independence	52%	85%	5	4.25
Community Connections	73%	100%	5	5.00
WTLP/Life Coach	63%	100%	15	15.00
<b>Specialty Sub-Total</b>			<b>50</b>	<b>49.25</b>
*Performance calculation descriptions can be found in the FY 2018 RBWO PBP Measurements and Standards Guide.				

**Monitoring & Outcomes: Possible Points = 100**

**Points Earned = 97.34**



# Performance-Based Placement Measures RBWO Provider GA+SCORECARD - ILP/TLP

Report Quarter: Q1 FY2018

<b>Score Before Incentives Credit</b>	<b>97.34%</b>
<b>Incentives Awarded</b>	<b>10.00 pts</b>
<b>PBP Verification</b>	<b>N/A pts</b>
<b>Total Score</b>	<b>107.34%</b>

Provider/Program Name: North Georgia Angel House - TLP (5126) - CCI				
Program Census Information:		# Children in Care During Quarter: 8	# Placements During Quarter: 8	# Children in Care On Last Day: 3
ILP/TLP Incentive Credits	Avg Performance All ILP/TLPs (Points)	Provider Performance (%)*	Possible Points (Weight)	Provider Points Earned
No DJJ or DOC Involvement		100%	5	5.00
Extended Foster Care Services		Not Eligible	5	
Positive Permanency Connections		100%	5	5.00
High School Graduation/College Participation/Professional Certification		0%	20	0.00
Part-Time Employment with Medical Benefits		0%	20	0.00
Living Arrangements at Discharge		0%	20	0.00
Additional Academic Supports		100%	2	2.00
Additional IL Skills Provision		100%	5	5.00
Active Agency Accreditation		50%	4	2.00
Staff Clinical Licensure		0%	5	0.00
<b>Incentives Total</b>	<b>13.70</b>		<b>91</b>	<b>19.00</b>
*Performance calculation descriptions can be found in the FY 2018 RBWO PBP Measurements and Standards Guide.				

Child Protective Services Investigations and Dispositions		
The following investigations data, which is not used for scoring but is considered significant to a provider's performance, is from Georgia SHINES and is not considered final or complete until the end of the fiscal year.		
Total Reports:	0	
Number Screened In:	0	
Number Screened Out:	0	
Number Substantiated:	0	
Number Unsubstantiated:	0	
Number Active CPS Investigations:	0	

**Performance-Based Placement Measures**  
**RBWO Provider GA+SCORECARD - ILP/TLP**

Report Quarter: Q1 FY2018

**Provider/Program Name: Northstar Transition - (5252) - CCI**

28 Carpenter Lane, Dahlonega, GA 30533

Phone: 770-364-9319

Vendor ID# 150681

**Quarterly Scores (Grades)****Current Quarter Score (Grade)**

Q1: 72.25 (C-)

Q2: N/A

72.25%

Q3: N/A

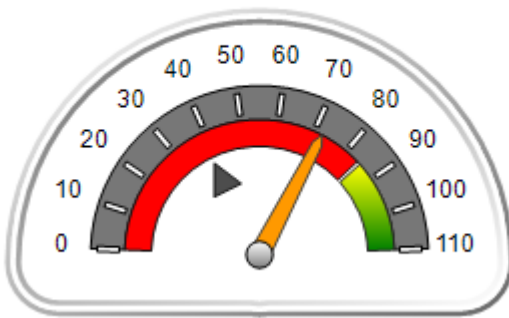
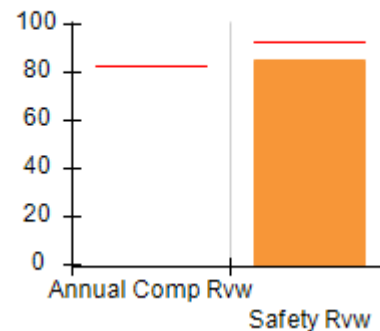
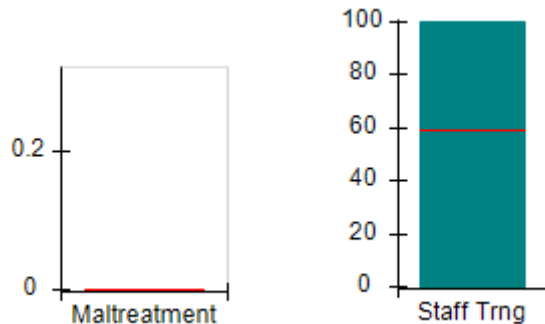
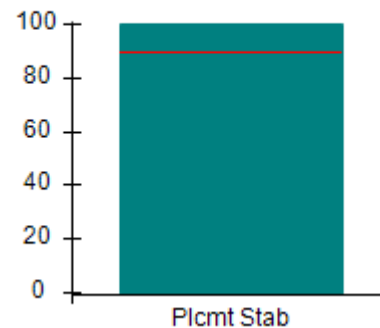
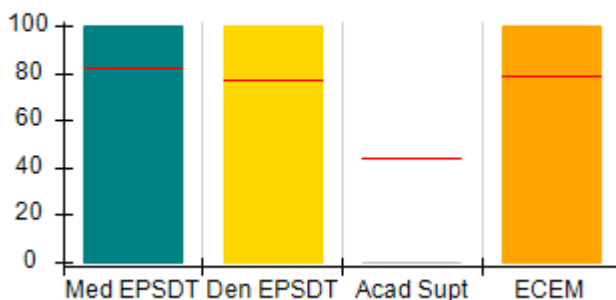
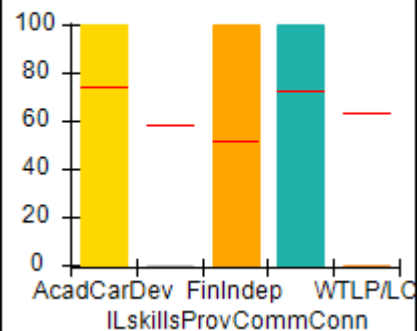
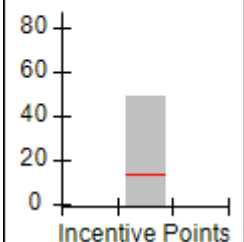
Q4: N/A

(C-)

Program Census Information:

# Children in Care During  
Quarter: 4# Placements During  
Quarter: 4# Children in Care On Last  
Day: 3**Quarterly Provider Comparisons to All ILP/TLPs**

▼ — indicates average for all ILP/TLPs

**Overall Score (%)****OPM Monitoring Reviews (%)****Safety Outcomes (%)****Permanency Outcomes (%)****Well-Being Outcomes (%)****ILP/TLP Outcomes (%)****Incentives Earned (Points)**



# Performance-Based Placement Measures

## RBWO Provider GA+SCORECARD - ILP/TLP

Report Quarter: Q1 FY2018

<b>Provider/Program Name: Northstar Transition - (5252) - CCI</b>				
<b>28 Carpenter Lane, Dahlonega, GA 30533</b>		<b>Quarterly Scores (Grades)</b>		<b>Current Quarter Score (Grade)</b>
<b>Phone: 770-364-9319</b>		<b>Q1: 72.25 (C-)</b>	<b>Q2: N/A</b>	<b>72.25% (C-)</b>
<b>Vendor ID# 150681</b>		<b>Q3: N/A</b>	<b>Q4: N/A</b>	
Program Census Information:		# Children in Care During Quarter: 4	# Placements During Quarter: 4	# Children in Care On Last Day: 3
	<b>Avg Performance All ILP/TLPs (%)</b>	<b>Provider Performance (%)*</b>	<b>Possible Points (Weight)</b>	<b>Provider Points Earned</b>
<b>OPM Monitoring Reviews</b>				
Annual Comprehensive Reviews	83%	Not Yet Conducted		
Safety Reviews	93%	85%	5	4.25
<b>Monitoring Sub-Total</b>			<b>5</b>	<b>4.25</b>
<b>ILP/TLP Safety Outcomes</b>				
Incidence of Maltreatment	0.00%	No Substantiated Reports	3	3.00
Staff Training	59%	100%	10	10.00
<b>Safety Sub-Total</b>			<b>13</b>	<b>13.00</b>
<b>ILP/TLP Permanency Outcomes</b>				
Placement Stability	90%	100%	3	3.00
<b>Permanency Sub-Total</b>			<b>3</b>	<b>3.00</b>
<b>ILP/TLP Well-Being Outcomes</b>				
EPSDT Medical Visits	82%	100%	4	4.00
EPSDT Dental Visits	77%	100%	4	4.00
Academic Supports	44%	0%	2	0.00
Provider ECEM Visits	79%	100%	4	4.00
Placements with Siblings	21%	Not Eligible	Not Scored	Not Scored
Placements within Legal County	24%	0%	Not Scored	Not Scored
<b>Well-Being Sub-Total</b>			<b>14</b>	<b>12.66</b>
<b>ILP/TLP Specialty Outcomes</b>				
Academic/Career Development	75%	100%	10	10.00
Ind Living Skills Provision	58%	0%	15	0.00
Financial Independence	52%	100%	5	5.00
Community Connections	73%	100%	5	5.00
WTLP/Life Coach	63%	0%	15	0.00
<b>Specialty Sub-Total</b>			<b>50</b>	<b>20.00</b>
*Performance calculation descriptions can be found in the FY 2018 RBWO PBP Measurements and Standards Guide.				

Monitoring &amp; Outcomes: Possible Points = 85

Points Earned = 52.91



# Performance-Based Placement Measures RBWO Provider GA+SCORECARD - ILP/TLP

Report Quarter: Q1 FY2018

<b>Score Before Incentives Credit</b>	<b>62.25%</b>
<b>Incentives Awarded</b>	<b>10.00 pts</b>
<b>PBP Verification</b>	<b>N/A pts</b>
<b>Total Score</b>	<b>72.25%</b>

Provider/Program Name: Northstar Transition - (5252) - CCI				
Program Census Information:		# Children in Care During Quarter: 4	# Placements During Quarter: 4	# Children in Care On Last Day: 3
ILP/TLP Incentive Credits	Avg Performance All ILP/TLPs (Points)	Provider Performance (%)*	Possible Points (Weight)	Provider Points Earned
No DJJ or DOC Involvement		80%	5	4.00
Extended Foster Care Services		100%	5	5.00
Positive Permanency Connections		Not Eligible	5	
High School Graduation/College Participation/Professional Certification		0%	20	0.00
Part-Time Employment with Medical Benefits		100%	20	20.00
Living Arrangements at Discharge		100%	20	20.00
Additional Academic Supports		0%	2	0.00
Additional IL Skills Provision		0%	5	0.00
Active Agency Accreditation		0%	4	0.00
Staff Clinical Licensure		0%	5	0.00
<b>Incentives Total</b>	<b>13.70</b>		<b>91</b>	<b>49.00</b>

\*Performance calculation descriptions can be found in the FY 2018 RBWO PBP Measurements and Standards Guide.

Child Protective Services Investigations and Dispositions		
The following investigations data, which is not used for scoring but is considered significant to a provider's performance, is from Georgia SHINES and is not considered final or complete until the end of the fiscal year.		
Total Reports:	0	
Number Screened In:	0	
Number Screened Out:	0	
Number Substantiated:	0	
Number Unsubstantiated:	0	
Number Active CPS Investigations:	0	



# Performance-Based Placement Measures

## RBWO Provider GA+SCORECARD - ILP/TLP

Report Quarter: Q1 FY2018

**Provider/Program Name: Phoenix International, Inc. - (5256) - CCI**

178 Moury Ave SW, Atlanta, GA 30315

Phone: 678-631-7473

Vendor ID# 153026

## Quarterly Scores (Grades)

Q1: 51.14 (F)

Q2: N/A

Q3: N/A

Q4: N/A

## Current Quarter Score (Grade)

51.14%

(F)

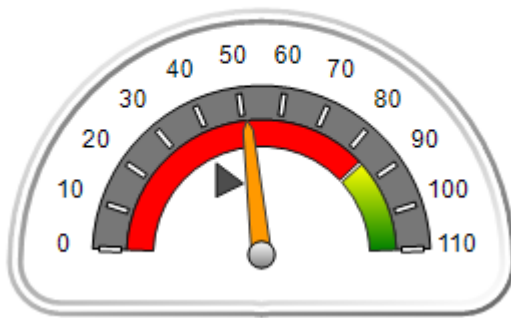
Program Census Information:

# Children in Care During  
Quarter: 16# Placements During  
Quarter: 17# Children in Care On Last  
Day: 13

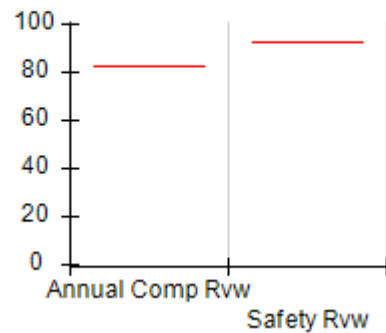
### Quarterly Provider Comparisons to All ILP/TLPs

indicates average for all ILP/TLPs

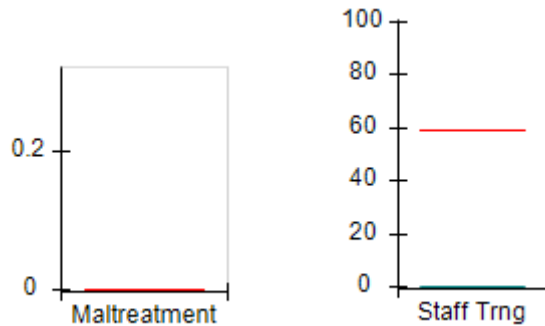
## Overall Score (%)



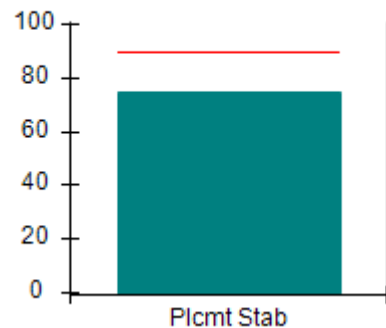
## OPM Monitoring Reviews (%)



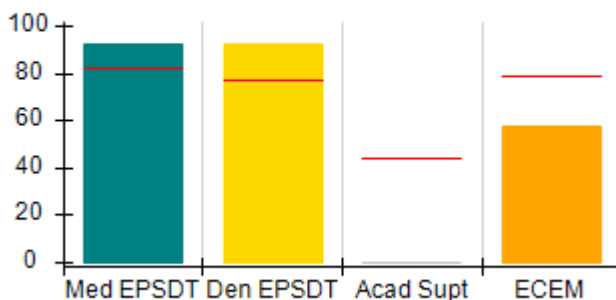
## Safety Outcomes (%)



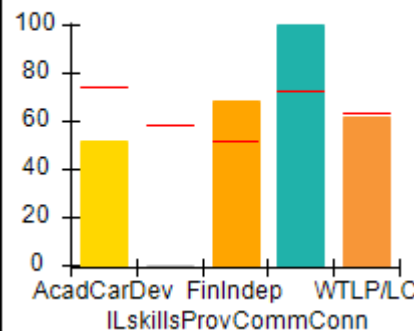
## Permanency Outcomes (%)



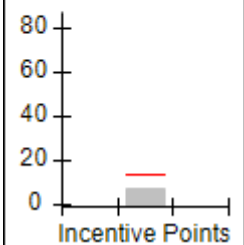
## Well-Being Outcomes (%)



## ILP/TLP Outcomes (%)



## Incentives Earned (Points)





# Performance-Based Placement Measures

## RBWO Provider GA+SCORECARD - ILP/TLP

Report Quarter: Q1 FY2018

**Provider/Program Name: Phoenix International, Inc. - (5256) - CCI**

178 Moury Ave SW, Atlanta, GA 30315

Phone: 678-631-7473

Vendor ID# 153026

**Quarterly Scores (Grades)****Current Quarter Score (Grade)**

Q1: 51.14 (F)

Q2: N/A

51.14%

Q3: N/A

Q4: N/A

(F)

Program Census Information:

# Children in Care During  
Quarter: 16# Placements During  
Quarter: 17# Children in Care On  
Last Day: 13Avg  
Performance All  
ILP/TLPs (%)Provider  
Performance (%)\*Possible Points  
(Weight)Provider Points  
Earned**OPM Monitoring Reviews**

Annual Comprehensive Reviews	83%	Not Yet Conducted		
Safety Reviews	93%	Not Yet Conducted		
<b>Monitoring Sub-Total</b>				<b>0.00</b>

**ILP/TLP Safety Outcomes**

Incidence of Maltreatment	0.00%	Not Eligible		
Staff Training	59%	0%	13	0.00
<b>Safety Sub-Total</b>			<b>13</b>	<b>0.00</b>

**ILP/TLP Permanency Outcomes**

Placement Stability	90%	75%	3	2.25
<b>Permanency Sub-Total</b>			<b>3</b>	<b>2.25</b>

**ILP/TLP Well-Being Outcomes**

EPSDT Medical Visits	82%	92%	4	3.68
EPSDT Dental Visits	77%	92%	4	3.68
Academic Supports	44%	0%	2	0.00
Provider ECEM Visits	79%	58%	4	2.32
Placements with Siblings	21%	Not Eligible	Not Scored	Not Scored
Placements within Legal County	24%	65%	Not Scored	Not Scored
<b>Well-Being Sub-Total</b>			<b>14</b>	<b>9.68</b>

**ILP/TLP Specialty Outcomes**

Academic/Career Development	75%	52%	10	5.20
Ind Living Skills Provision	58%	0%	15	0.00
Financial Independence	52%	68%	5	3.40
Community Connections	73%	100%	5	5.00
WTLP/Life Coach	63%	62%	15	9.30
<b>Specialty Sub-Total</b>			<b>50</b>	<b>22.90</b>

\*Performance calculation descriptions can be found in the FY 2018 RBWO PBP Measurements and Standards Guide.

**Monitoring & Outcomes: Possible Points = 80****Points Earned = 34.83****Score Before Incentives Credit****43.54%**





# Performance-Based Placement Measures RBWO Provider GA+SCORECARD - ILP/TLP

Report Quarter: Q1 FY2018

Incentives Awarded	07.60 pts
PBP Verification	N/A pts
<b>Total Score</b>	<b>51.14%</b>

Provider/Program Name: Phoenix International, Inc. - (5256) - CCI				
Program Census Information:		# Children in Care During Quarter: 16	# Placements During Quarter: 17	# Children in Care On Last Day: 13
ILP/TLP Incentive Credits	Avg Performance All ILP/TLPs (Points)	Provider Performance (%)*	Possible Points (Weight)	Provider Points Earned
No DJJ or DOC Involvement		52%	5	2.60
Extended Foster Care Services		Not Eligible	5	
Positive Permanency Connections		0%	5	0.00
High School Graduation/College Participation/Professional Certification		0%	20	0.00
Part-Time Employment with Medical Benefits		25%	20	5.00
Living Arrangements at Discharge		0%	20	0.00
Additional Academic Supports		0%	2	0.00
Additional IL Skills Provision		0%	5	0.00
Active Agency Accreditation		0%	4	0.00
Staff Clinical Licensure		0%	5	0.00
<b>Incentives Total</b>	<b>13.70</b>		<b>91</b>	<b>7.60</b>
*Performance calculation descriptions can be found in the FY 2018 RBWO PBP Measurements and Standards Guide.				

Child Protective Services Investigations and Dispositions		
The following investigations data, which is not used for scoring but is considered significant to a provider's performance, is from Georgia SHINES and is not considered final or complete until the end of the fiscal year.		
Total Reports:	0	
Number Screened In:	0	
Number Screened Out:	0	
Number Substantiated:	0	
Number Unsubstantiated:	0	
Number Active CPS Investigations:	0	

**Performance-Based Placement Measures**  
**RBWO Provider GA+SCORECARD - ILP/TLP**

Report Quarter: Q1 FY2018

**Provider/Program Name: Positive Growth - Clarkston ILP (5239) - CCI**

977 Smith St., Clarkston, GA 30021

Phone: 404-292-6420

Vendor ID# 143219

**Quarterly Scores (Grades)**

Q1: 76.83 (C)

Q2: N/A

Q3: N/A

Q4: N/A

**Current Quarter Score (Grade)**

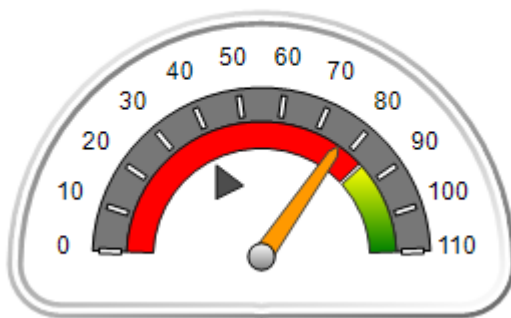
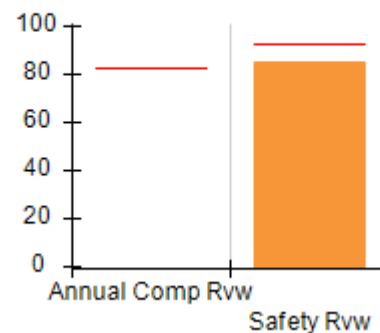
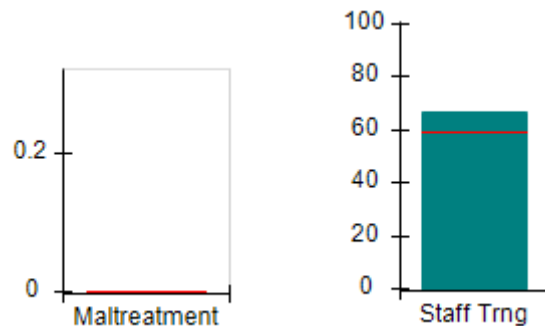
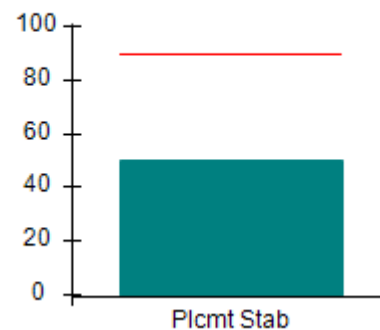
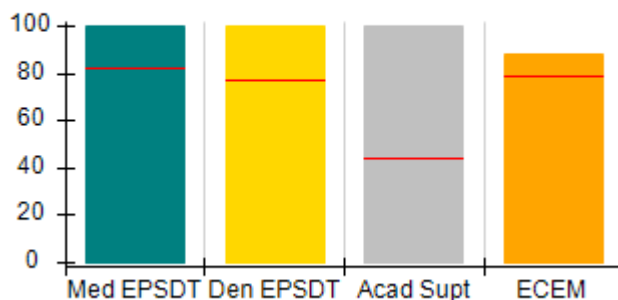
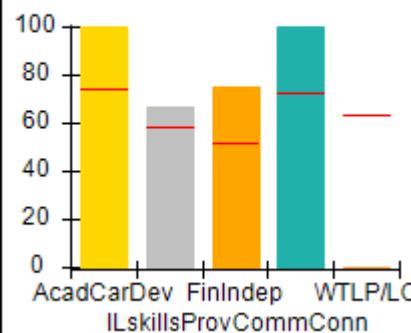
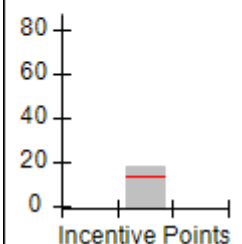
76.83%

(C)

Program Census Information:

# Children in Care During  
Quarter: 4# Placements During  
Quarter: 4# Children in Care On Last  
Day: 1**Quarterly Provider Comparisons to All ILP/TLPs**

▼ — indicates average for all ILP/TLPs

**Overall Score (%)****OPM Monitoring Reviews (%)****Safety Outcomes (%)****Permanency Outcomes (%)****Well-Being Outcomes (%)****ILP/TLP Outcomes (%)****Incentives Earned (Points)**



# Performance-Based Placement Measures

## RBWO Provider GA+SCORECARD - ILP/TLP

Report Quarter: Q1 FY2018

**Provider/Program Name: Positive Growth - Clarkston ILP (5239) - CCI**

977 Smith St., Clarkston, GA 30021

Phone: 404-292-6420

Vendor ID# 143219

**Quarterly Scores (Grades)****Current Quarter Score (Grade)**

Q1: 76.83 (C)

Q2: N/A

**76.83%**  
**(C)**

Q3: N/A

Q4: N/A

Program Census Information:

# Children in Care During  
Quarter: 4# Placements During  
Quarter: 4# Children in Care On  
Last Day: 1**Avg  
Performance All  
ILP/TLPs (%)****Provider  
Performance (%)\*****Possible Points  
(Weight)****Provider Points  
Earned****OPM Monitoring Reviews**

Annual Comprehensive Reviews	83%	Not Yet Conducted		
Safety Reviews	93%	86%	5	4.28
<b>Monitoring Sub-Total</b>			<b>5</b>	<b>4.28</b>

**ILP/TLP Safety Outcomes**

Incidence of Maltreatment	0.00%	Not Eligible		
Staff Training	59%	67%	13	8.71
<b>Safety Sub-Total</b>			<b>13</b>	<b>8.71</b>

**ILP/TLP Permanency Outcomes**

Placement Stability	90%	50%	3	1.50
<b>Permanency Sub-Total</b>			<b>3</b>	<b>1.50</b>

**ILP/TLP Well-Being Outcomes**

EPSDT Medical Visits	82%	100%	4	4.00
EPSDT Dental Visits	77%	100%	4	4.00
Academic Supports	44%	100%	2	2.00
Provider ECEM Visits	79%	88%	4	3.52
Placements with Siblings	21%	0%	Not Scored	Not Scored
Placements within Legal County	24%	100%	Not Scored	Not Scored
<b>Well-Being Sub-Total</b>			<b>14</b>	<b>13.52</b>

**ILP/TLP Specialty Outcomes**

Academic/Career Development	75%	100%	10	10.00
Ind Living Skills Provision	58%	67%	15	10.05
Financial Independence	52%	75%	5	3.75
Community Connections	73%	100%	5	5.00
WTLP/Life Coach	63%	0%	15	0.00
<b>Specialty Sub-Total</b>			<b>50</b>	<b>28.80</b>

\*Performance calculation descriptions can be found in the FY 2018 RBWO PBP Measurements and Standards Guide.

**Monitoring & Outcomes: Possible Points = 85****Points Earned = 56.81****Score Before Incentives Credit****66.83%**



## Performance-Based Placement Measures

### RBWO Provider GA+SCORECARD - ILP/TLP

Report Quarter: Q1 FY2018

Incentives Awarded	10.00 pts
PBP Verification	N/A pts
<b>Total Score</b>	<b>76.83%</b>

#### Provider/Program Name: Positive Growth - Clarkston ILP (5239) - CCI

Program Census Information:		# Children in Care During Quarter: 4	# Placements During Quarter: 4	# Children in Care On Last Day: 1
ILP/TLP Incentive Credits	Avg Performance All ILP/TLPs (Points)	Provider Performance (%)*	Possible Points (Weight)	Provider Points Earned
No DJJ or DOC Involvement		100%	5	5.00
Extended Foster Care Services		Not Eligible	5	
Positive Permanency Connections		0%	5	0.00
High School Graduation/College Participation/Professional Certification		0%	20	0.00
Part-Time Employment with Medical Benefits		33%	20	6.60
Living Arrangements at Discharge		0%	20	0.00
Additional Academic Supports		100%	2	2.00
Additional IL Skills Provision		17%	5	0.85
Active Agency Accreditation		100%	4	4.00
Staff Clinical Licensure		0%	5	0.00
<b>Incentives Total</b>	<b>13.70</b>		<b>91</b>	<b>18.45</b>

\*Performance calculation descriptions can be found in the FY 2018 RBWO PBP Measurements and Standards Guide.

#### Child Protective Services Investigations and Dispositions

The following investigations data, which is not used for scoring but is considered significant to a provider's performance, is from Georgia SHINES and is not considered final or complete until the end of the fiscal year.

Total Reports:	0	
Number Screened In:	0	
Number Screened Out:	0	
Number Substantiated:	0	
Number Unsubstantiated:	0	
Number Active CPS Investigations:	0	



# Performance-Based Placement Measures

## RBWO Provider GA+SCORECARD - ILP/TLP

Report Quarter: Q1 FY2018

**Provider/Program Name: Positive Growth - Ponce de Leon Ave. II - TLP (955) - CCI**

4050 E Ponce de Leon Avenue, Clarkston, GA 30021

Phone: 404 292-6420

Vendor ID# 71783

Program Census Information:

# Children in Care During Quarter: 7

# Placements During Quarter: 7

# Children in Care On Last Day: 6

## Quarterly Scores (Grades)

Q1: 66.06 (D)

Q2: N/A

Q3: N/A

Q4: N/A

Current Quarter Score (Grade)

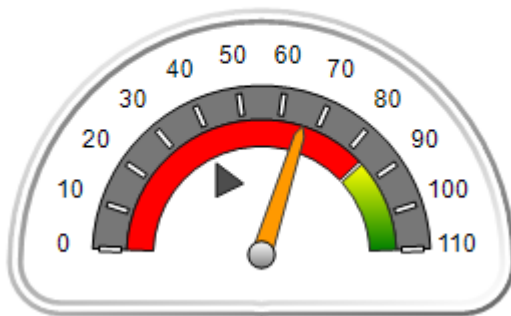
66.06%

(D)

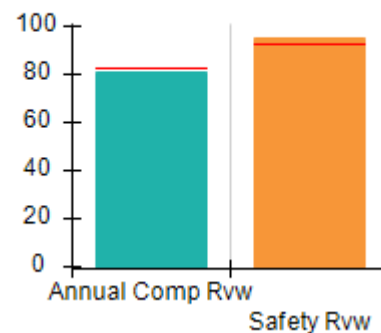
### Quarterly Provider Comparisons to All ILP/TLPs

indicates average for all ILP/TLPs

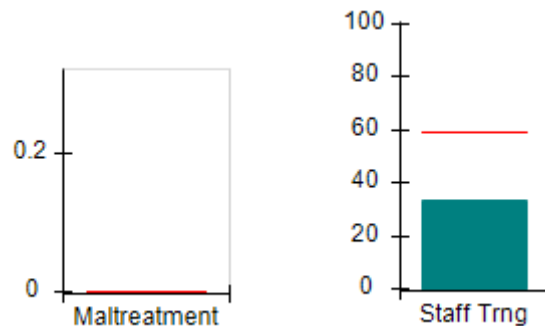
Overall Score (%)



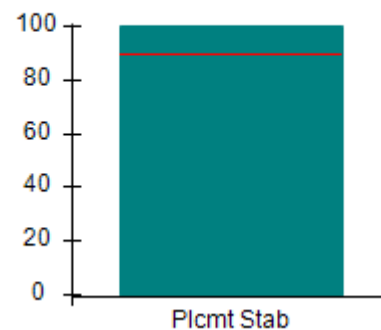
OPM Monitoring Reviews (%)



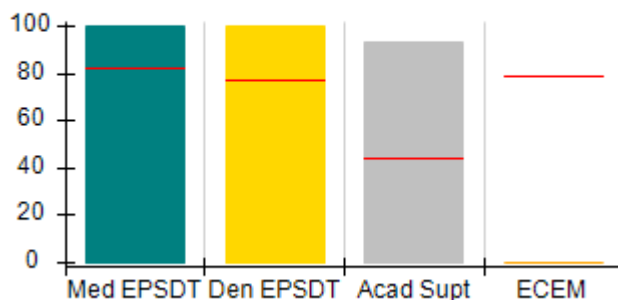
Safety Outcomes (%)



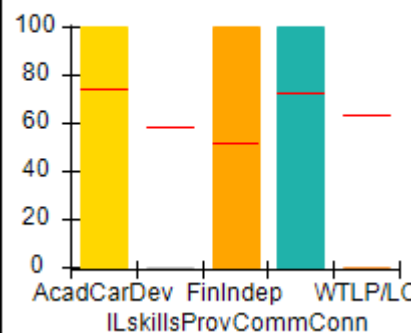
Permanency Outcomes (%)



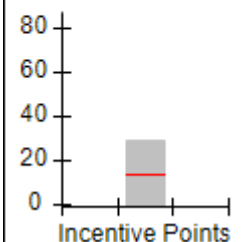
Well-Being Outcomes (%)



ILP/TLP Outcomes (%)



Incentives Earned (Points)





**Performance-Based Placement Measures**  
**RBWO Provider GA+SCORECARD - ILP/TLP**

**Report Quarter: Q1 FY2018**

<b>Provider/Program Name: Positive Growth - Ponce de Leon Ave. II - TLP (955) - CCI</b>				
<b>4050 E Ponce de Leon Avenue, Clarkston, GA 30021</b>		<b>Quarterly Scores (Grades)</b>		<b>Current Quarter Score (Grade)</b>
<b>Phone: 404 292-6420</b>		<b>Q1: 66.06 (D)</b>	<b>Q2: N/A</b>	<b>66.06% (D)</b>
<b>Vendor ID# 71783</b>		<b>Q3: N/A</b>	<b>Q4: N/A</b>	
Program Census Information:		# Children in Care During Quarter: 7	# Placements During Quarter: 7	# Children in Care On Last Day: 6
	<b>Avg Performance All ILP/TLPs (%)</b>	<b>Provider Performance (%)*</b>	<b>Possible Points (Weight)</b>	<b>Provider Points Earned</b>
<b>OPM Monitoring Reviews</b>				
Annual Comprehensive Reviews	83%	81%	15	12.13
Safety Reviews	93%	95%	5	4.77
<b>Monitoring Sub-Total</b>			<b>20</b>	<b>16.90</b>
<b>ILP/TLP Safety Outcomes</b>				
Incidence of Maltreatment	0.00%	No Substantiated Reports	3	3.00
Staff Training	59%	33%	10	3.30
<b>Safety Sub-Total</b>			<b>13</b>	<b>6.30</b>
<b>ILP/TLP Permanency Outcomes</b>				
Placement Stability	90%	100%	3	3.00
<b>Permanency Sub-Total</b>			<b>3</b>	<b>3.00</b>
<b>ILP/TLP Well-Being Outcomes</b>				
EPSDT Medical Visits	82%	100%	4	4.00
EPSDT Dental Visits	77%	100%	4	4.00
Academic Supports	44%	93%	2	1.86
Provider ECEM Visits	79%	0%	4	0.00
Placements with Siblings	21%	30%	Not Scored	Not Scored
Placements within Legal County	24%	100%	Not Scored	Not Scored
<b>Well-Being Sub-Total</b>			<b>14</b>	<b>9.86</b>
<b>ILP/TLP Specialty Outcomes</b>				
Academic/Career Development	75%	100%	10	10.00
Ind Living Skills Provision	58%	0%	15	0.00
Financial Independence	52%	100%	5	5.00
Community Connections	73%	100%	5	5.00
WTLP/Life Coach	63%	0%	15	0.00
<b>Specialty Sub-Total</b>			<b>50</b>	<b>20.00</b>
*Performance calculation descriptions can be found in the FY 2018 RBWO PBP Measurements and Standards Guide.				

<b>Monitoring &amp; Outcomes: Possible Points = 100</b>	<b>Points Earned = 56.06</b>
---	------------------------------



# Performance-Based Placement Measures RBWO Provider GA+SCORECARD - ILP/TLP

Report Quarter: Q1 FY2018

<b>Score Before Incentives Credit</b>	<b>56.06%</b>
<b>Incentives Awarded</b>	<b>10.00 pts</b>
<b>PBP Verification</b>	<b>N/A pts</b>
<b>Total Score</b>	<b>66.06%</b>

Provider/Program Name: Positive Growth - Ponce de Leon Ave. II - TLP (955) - CCI				
Program Census Information:		# Children in Care During Quarter: 7	# Placements During Quarter: 7	# Children in Care On Last Day: 6
ILP/TLP Incentive Credits	Avg Performance All ILP/TLPs (Points)	Provider Performance (%)*	Possible Points (Weight)	Provider Points Earned
No DJJ or DOC Involvement		100%	5	5.00
Extended Foster Care Services		0%	5	0.00
Positive Permanency Connections		0%	5	0.00
High School Graduation/College Participation/Professional Certification		100%	20	20.00
Part-Time Employment with Medical Benefits		0%	20	0.00
Living Arrangements at Discharge		0%	20	0.00
Additional Academic Supports		93%	2	1.86
Additional IL Skills Provision		0%	5	0.00
Active Agency Accreditation		50%	4	2.00
Staff Clinical Licensure		0%	5	0.00
<b>Incentives Total</b>	<b>13.70</b>		<b>91</b>	<b>28.86</b>
*Performance calculation descriptions can be found in the FY 2018 RBWO PBP Measurements and Standards Guide.				

Child Protective Services Investigations and Dispositions		
The following investigations data, which is not used for scoring but is considered significant to a provider's performance, is from Georgia SHINES and is not considered final or complete until the end of the fiscal year.		
Total Reports:	0	
Number Screened In:	0	
Number Screened Out:	0	
Number Substantiated:	0	
Number Unsubstantiated:	0	
Number Active CPS Investigations:	0	

**Performance-Based Placement Measures**  
**RBWO Provider GA+SCORECARD - ILP/TLP**

Report Quarter: Q1 FY2018

**Provider/Program Name: Real Life International Mission Inc. - (5269) - CCI**

100 Hartsville Centre Pkwy, Atlanta, GA 30354

Phone: 404-553-4583

Vendor ID# 153420

**Quarterly Scores (Grades)****Current Quarter Score (Grade)**

Q1: 00.00 (F)

Q2: N/A

**00.00%**

Q3: N/A

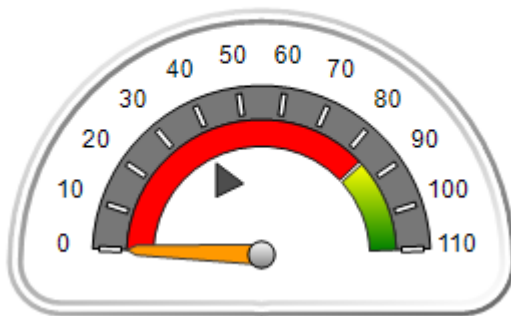
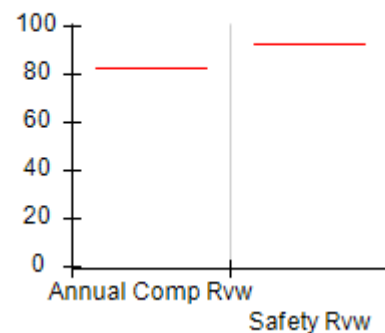
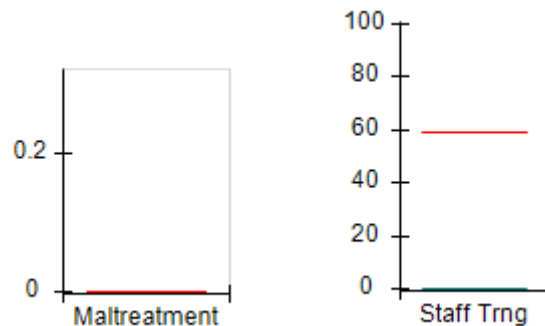
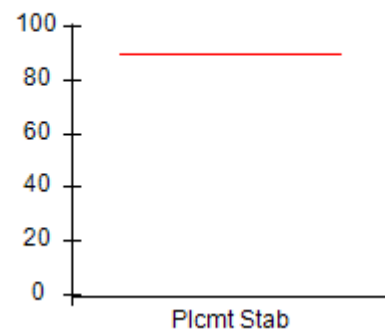
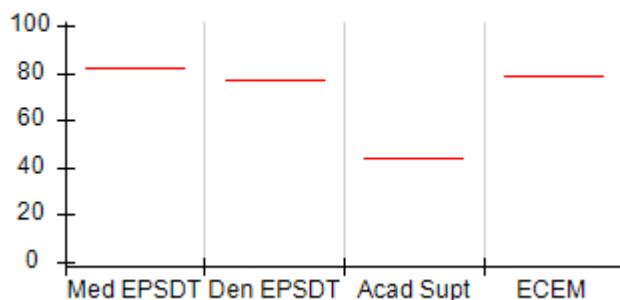
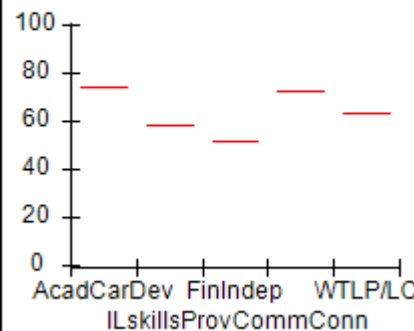
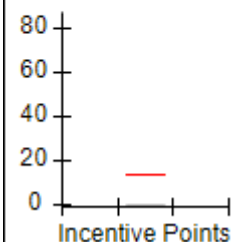
Q4: N/A

**(F)**

Program Census Information:

# Children in Care During  
Quarter: 0# Placements During  
Quarter: 0# Children in Care On Last  
Day: 0**Quarterly Provider Comparisons to All ILP/TLPs**

indicates average for all ILP/TLPs

**Overall Score (%)****OPM Monitoring Reviews (%)****Safety Outcomes (%)****Permanency Outcomes (%)****Well-Being Outcomes (%)****ILP/TLP Outcomes (%)****Incentives Earned (Points)**





# Performance-Based Placement Measures

## RBWO Provider GA+SCORECARD - ILP/TLP

Report Quarter: Q1 FY2018

**Provider/Program Name: Real Life International Mission Inc. - (5269) - CCI****100 Hartsville Centre Pkwy, Atlanta, GA 30354****Phone: 404-553-4583****Vendor ID# 153420****Quarterly Scores (Grades)****Current Quarter Score (Grade)****Q1: 00.00 (F)****Q2: N/A****00.00%****Q3: N/A****Q4: N/A****(F)**

Program Census Information:

# Children in Care During  
Quarter: 0# Placements During  
Quarter: 0# Children in Care On  
Last Day: 0Avg  
Performance All  
ILP/TLPs (%)Provider  
Performance (%)\*Possible Points  
(Weight)Provider Points  
Earned**OPM Monitoring Reviews**

Annual Comprehensive Reviews

83%

Not Yet Conducted

Safety Reviews

93%

Not Yet Conducted

**Monitoring Sub-Total****0.00****ILP/TLP Safety Outcomes**

Incidence of Maltreatment

0.00%

Not Eligible

Staff Training

59%

0%

13

0.00

**Safety Sub-Total****13****0.00****ILP/TLP Permanency Outcomes**

Placement Stability

90%

Not Eligible

**Permanency Sub-Total****N/A****ILP/TLP Well-Being Outcomes**

EPSDT Medical Visits

82%

Not Eligible

EPSDT Dental Visits

77%

Not Eligible

Academic Supports

44%

Not Eligible

Provider ECEM Visits

79%

Not Eligible

Placements with Siblings

21%

Not Eligible

Not Scored

Not Scored

Placements within Legal County

24%

Not Eligible

Not Scored

Not Scored

**Well-Being Sub-Total****N/A****ILP/TLP Specialty Outcomes**

Academic/Career Development

75%

Not Eligible

Ind Living Skills Provision

58%

Not Eligible

Financial Independence

52%

Not Eligible

Community Connections

73%

Not Eligible

WTLP/Life Coach

63%

Not Eligible

**Specialty Sub-Total****N/A**

\*Performance calculation descriptions can be found in the FY 2018 RBWO PBP Measurements and Standards Guide.

**Monitoring & Outcomes: Possible Points = 13****Points Earned = 00.00****Score Before Incentives Credit****00.00%**



## Performance-Based Placement Measures

### RBWO Provider GA+SCORECARD - ILP/TLP

Report Quarter: Q1 FY2018

<b>Incentives Awarded</b>	<b>00.00 pts</b>
<b>PBP Verification</b>	<b>N/A pts</b>
<b>Total Score</b>	<b>00.00%</b>

Provider/Program Name: Real Life International Mission Inc. - (5269) - CCI				
Program Census Information:		# Children in Care During Quarter: 0	# Placements During Quarter: 0	# Children in Care On Last Day: 0
ILP/TLP Incentive Credits	Avg Performance All ILP/TLPs (Points)	Provider Performance (%)*	Possible Points (Weight)	Provider Points Earned
No DJJ or DOC Involvement		Not Eligible	5	
Extended Foster Care Services		Not Eligible	5	
Positive Permanency Connections		Not Eligible	5	
High School Graduation/College Participation/Professional Certification		Not Eligible	20	
Part-Time Employment with Medical Benefits		Not Eligible	20	
Living Arrangements at Discharge		Not Eligible	20	
Additional Academic Supports		Not Eligible	2	
Additional IL Skills Provision		Not Eligible	5	
Active Agency Accreditation		0%	4	0.00
Staff Clinical Licensure		0%	5	0.00
<b>Incentives Total</b>	<b>13.70</b>		<b>91</b>	<b>0.00</b>
*Performance calculation descriptions can be found in the FY 2018 RBWO PBP Measurements and Standards Guide.				

Child Protective Services Investigations and Dispositions		
The following investigations data, which is not used for scoring but is considered significant to a provider's performance, is from Georgia SHINES and is not considered final or complete until the end of the fiscal year.		
Total Reports:	0	
Number Screened In:	0	
Number Screened Out:	0	
Number Substantiated:	0	
Number Unsubstantiated:	0	
Number Active CPS Investigations:	0	



# Performance-Based Placement Measures

## RBWO Provider GA+SCORECARD - ILP/TLP

Report Quarter: Q1 FY2018

**Provider/Program Name: Refuge Community Development - Second Chapter (5184) - CCI**

3200 Lakeview Place, East Point, GA 30337

Phone: 4046520199

Vendor ID# 121479

## Quarterly Scores (Grades)

Q1: 95.00 (A)

Q2: N/A

Q3: N/A

Q4: N/A

## Current Quarter Score (Grade)

95.00%

(A)

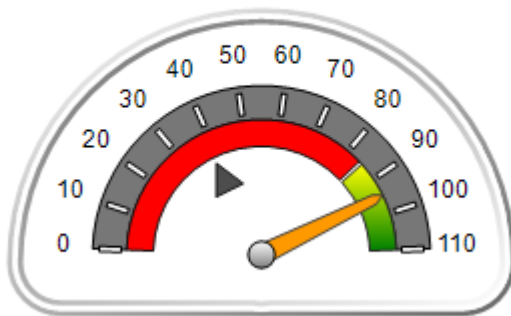
Program Census Information:

# Children in Care During  
Quarter: 0# Placements During  
Quarter: 0# Children in Care On Last  
Day: 0

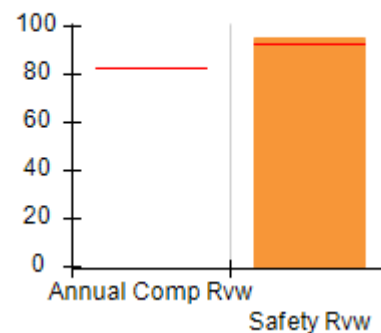
### Quarterly Provider Comparisons to All ILP/TLPs

indicates average for all ILP/TLPs

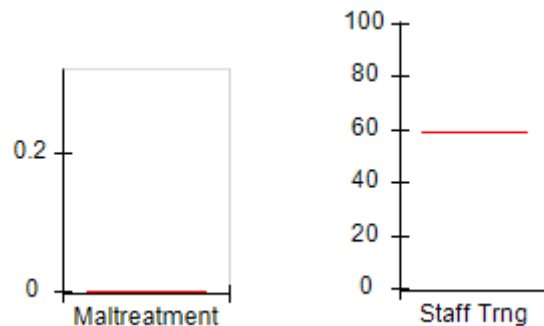
## Overall Score (%)



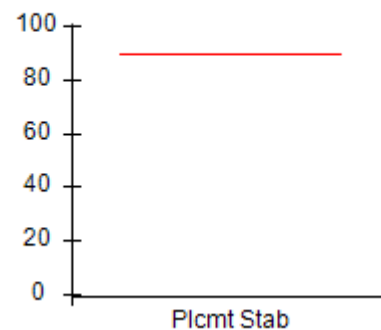
## OPM Monitoring Reviews (%)



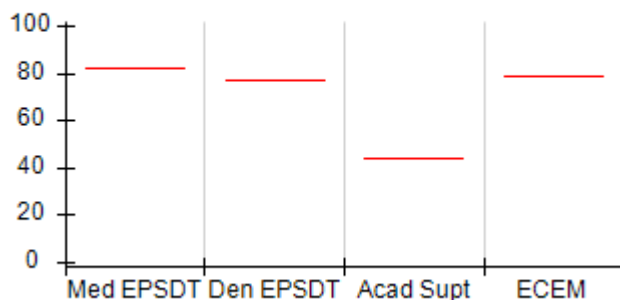
## Safety Outcomes (%)



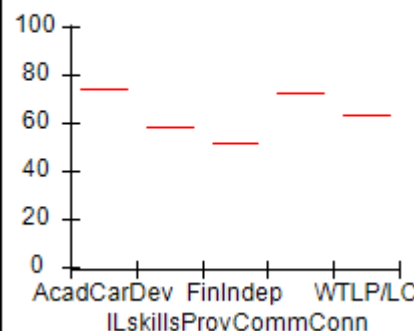
## Permanency Outcomes (%)



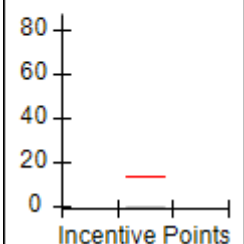
## Well-Being Outcomes (%)



## ILP/TLP Outcomes (%)



## Incentives Earned (Points)





# Performance-Based Placement Measures

## RBWO Provider GA+SCORECARD - ILP/TLP

Report Quarter: Q1 FY2018

**Provider/Program Name: Refuge Community Development - Second Chapter (5184) - CCI**

<b>3200 Lakeview Place, East Point, GA 30337</b>  <b>Phone: 4046520199</b>  <b>Vendor ID# 121479</b>	Quarterly Scores (Grades)		Current Quarter Score (Grade)
	Q1: 95.00 (A)	Q2: N/A	<b>95.00%</b> <b>(A)</b>
	Q3: N/A	Q4: N/A	

Program Census Information:	# Children in Care During Quarter: 0	# Placements During Quarter: 0	# Children in Care On Last Day: 0
-----------------------------	--------------------------------------	--------------------------------	-----------------------------------

	Avg Performance All ILP/TLPs (%)	Provider Performance (%)*	Possible Points (Weight)	Provider Points Earned
--	----------------------------------	---------------------------	--------------------------	------------------------

**OPM Monitoring Reviews**

Annual Comprehensive Reviews	83%	Not Yet Conducted		
Safety Reviews	93%	95%	5	4.75
<b>Monitoring Sub-Total</b>			<b>5</b>	<b>4.75</b>

**ILP/TLP Safety Outcomes**

Incidence of Maltreatment	0.00%	Not Eligible		
Staff Training	59%	Not Eligible		
<b>Safety Sub-Total</b>			<b>N/A</b>	

**ILP/TLP Permanency Outcomes**

Placement Stability	90%	Not Eligible		
<b>Permanency Sub-Total</b>			<b>N/A</b>	

**ILP/TLP Well-Being Outcomes**

EPSDT Medical Visits	82%	Not Eligible		
EPSDT Dental Visits	77%	Not Eligible		
Academic Supports	44%	Not Eligible		
Provider ECEM Visits	79%	Not Eligible		
Placements with Siblings	21%	Not Eligible	Not Scored	Not Scored
Placements within Legal County	24%	Not Eligible	Not Scored	Not Scored
<b>Well-Being Sub-Total</b>			<b>N/A</b>	

**ILP/TLP Specialty Outcomes**

Academic/Career Development	75%	Not Eligible		
Ind Living Skills Provision	58%	Not Eligible		
Financial Independence	52%	Not Eligible		
Community Connections	73%	Not Eligible		
WTLP/Life Coach	63%	Not Eligible		
<b>Specialty Sub-Total</b>			<b>N/A</b>	

\*Performance calculation descriptions can be found in the FY 2018 RBWO PBP Measurements and Standards Guide.

<b>Monitoring &amp; Outcomes: Possible Points = 5</b>	<b>Points Earned = 04.75</b>
<b>Score Before Incentives Credit</b>	<b>95.00%</b>

**Performance-Based Placement Measures**  
**RBWO Provider GA+SCORECARD - ILP/TLP**

Report Quarter: Q1 FY2018

Incentives Awarded	00.00 pts
PBP Verification	N/A pts
<b>Total Score</b>	<b>95.00%</b>

**Provider/Program Name: Refuge Community Development - Second Chapter (5184) - CCI**

Program Census Information:		# Children in Care During Quarter: 0	# Placements During Quarter: 0	# Children in Care On Last Day: 0
ILP/TLP Incentive Credits	Avg Performance All ILP/TLPs (Points)	Provider Performance (%)*	Possible Points (Weight)	Provider Points Earned
No DJJ or DOC Involvement		Not Eligible	5	
Extended Foster Care Services		Not Eligible	5	
Positive Permanency Connections		Not Eligible	5	
High School Graduation/College Participation/Professional Certification		Not Eligible	20	
Part-Time Employment with Medical Benefits		Not Eligible	20	
Living Arrangements at Discharge		Not Eligible	20	
Additional Academic Supports		Not Eligible	2	
Additional IL Skills Provision		Not Eligible	5	
Active Agency Accreditation		0%	4	0.00
Staff Clinical Licensure		0%	5	0.00
<b>Incentives Total</b>	<b>13.70</b>		<b>91</b>	<b>0.00</b>

\*Performance calculation descriptions can be found in the FY 2018 RBWO PBP Measurements and Standards Guide.

**Child Protective Services Investigations and Dispositions**

The following investigations data, which is not used for scoring but is considered significant to a provider's performance, is from Georgia SHINES and is not considered final or complete until the end of the fiscal year.

Total Reports:	0	
Number Screened In:	0	
Number Screened Out:	0	
Number Substantiated:	0	
Number Unsubstantiated:	0	
Number Active CPS Investigations:	0	



# Performance-Based Placement Measures

## RBWO Provider GA+SCORECARD - ILP/TLP

Report Quarter: Q1 FY2018

**Provider/Program Name: RMB Hospitality - Morrow (5243) - CCI**

5651 Handley Blvd, Morrow, GA 30260

Phone: 678-506-0762

Vendor ID# 143424

## Quarterly Scores (Grades)

Q1: 65.51 (D)

Q2: N/A

Q3: N/A

Q4: N/A

## Current Quarter Score (Grade)

65.51%

(D)

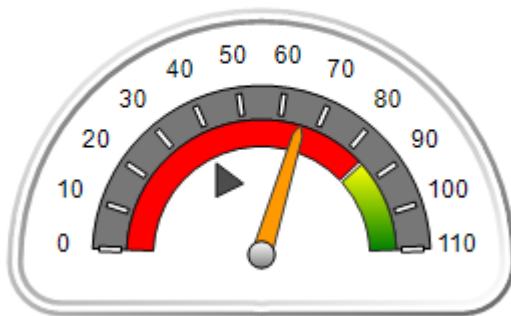
Program Census Information:

# Children in Care During  
Quarter: 3# Placements During  
Quarter: 3# Children in Care On Last  
Day: 3

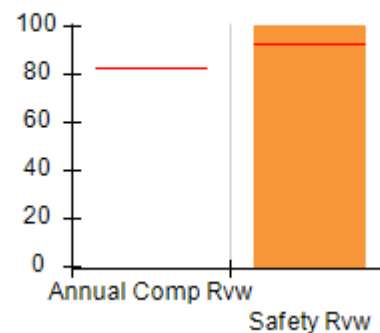
### Quarterly Provider Comparisons to All ILP/TLPs

indicates average for all ILP/TLPs

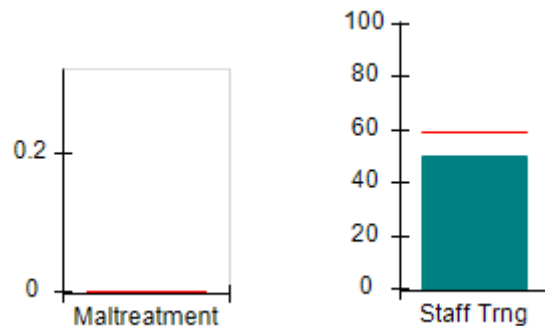
## Overall Score (%)



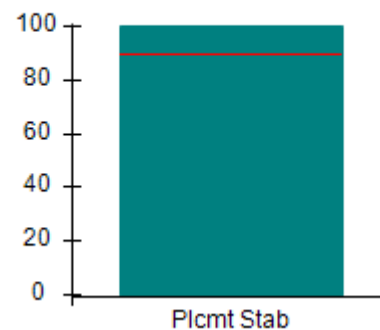
## OPM Monitoring Reviews (%)



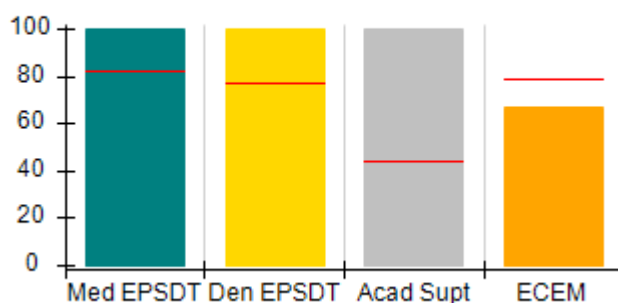
## Safety Outcomes (%)



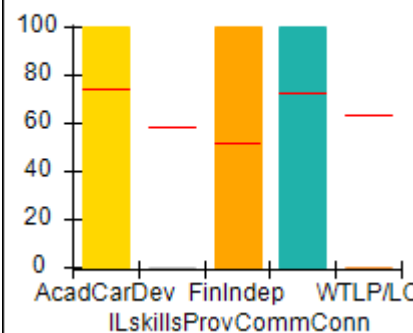
## Permanency Outcomes (%)



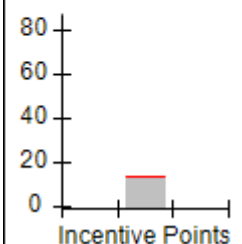
## Well-Being Outcomes (%)



## ILP/TLP Outcomes (%)



## Incentives Earned (Points)





## Performance-Based Placement Measures

### RBWO Provider GA+SCORECARD - ILP/TLP

Report Quarter: Q1 FY2018

<b>Provider/Program Name: RMB Hospitality - Morrow (5243) - CCI</b>				
<b>5651 Handley Blvd, Morrow, GA 30260</b>  <b>Phone: 678-506-0762</b>  <b>Vendor ID# 143424</b>		<b>Quarterly Scores (Grades)</b>		<b>Current Quarter Score (Grade)</b>
		<b>Q1: 65.51 (D)</b>	<b>Q2: N/A</b>	<b>65.51% (D)</b>
		<b>Q3: N/A</b>	<b>Q4: N/A</b>	
Program Census Information:		# Children in Care During Quarter: 3	# Placements During Quarter: 3	# Children in Care On Last Day: 3
	<b>Avg Performance All ILP/TLPs (%)</b>	<b>Provider Performance (%)*</b>	<b>Possible Points (Weight)</b>	<b>Provider Points Earned</b>
<b>OPM Monitoring Reviews</b>				
Annual Comprehensive Reviews	83%	Not Yet Conducted		
Safety Reviews	93%	100%	5	5.00
<b>Monitoring Sub-Total</b>			<b>5</b>	<b>5.00</b>
<b>ILP/TLP Safety Outcomes</b>				
Incidence of Maltreatment	0.00%	Not Eligible		
Staff Training	59%	50%	13	6.50
<b>Safety Sub-Total</b>			<b>13</b>	<b>6.50</b>
<b>ILP/TLP Permanency Outcomes</b>				
Placement Stability	90%	100%	3	3.00
<b>Permanency Sub-Total</b>			<b>3</b>	<b>3.00</b>
<b>ILP/TLP Well-Being Outcomes</b>				
EPSDT Medical Visits	82%	100%	4	4.00
EPSDT Dental Visits	77%	100%	4	4.00
Academic Supports	44%	100%	2	2.00
Provider ECEM Visits	79%	67%	4	2.68
Placements with Siblings	21%	Not Eligible	Not Scored	Not Scored
Placements within Legal County	24%	0%	Not Scored	Not Scored
<b>Well-Being Sub-Total</b>			<b>14</b>	<b>12.68</b>
<b>ILP/TLP Specialty Outcomes</b>				
Academic/Career Development	75%	100%	10	10.00
Ind Living Skills Provision	58%	0%	15	0.00
Financial Independence	52%	100%	5	5.00
Community Connections	73%	100%	5	5.00
WTLP/Life Coach	63%	0%	15	0.00
<b>Specialty Sub-Total</b>			<b>50</b>	<b>20.00</b>
*Performance calculation descriptions can be found in the FY 2018 RBWO PBP Measurements and Standards Guide.				
<b>Monitoring &amp; Outcomes: Possible Points = 85</b>			<b>Points Earned = 47.18</b>	
<b>Score Before Incentives Credit</b>			<b>55.51%</b>	

**Performance-Based Placement Measures**  
**RBWO Provider GA+SCORECARD - ILP/TLP**

Report Quarter: Q1 FY2018

Incentives Awarded	10.00 pts
PBP Verification	N/A pts
<b>Total Score</b>	<b>65.51%</b>

**Provider/Program Name: RMB Hospitality - Morrow (5243) - CCI**

Program Census Information:		# Children in Care During Quarter: 3	# Placements During Quarter: 3	# Children in Care On Last Day: 3
ILP/TLP Incentive Credits	Avg Performance All ILP/TLPs (Points)	Provider Performance (%)*	Possible Points (Weight)	Provider Points Earned
No DJJ or DOC Involvement		100%	5	5.00
Extended Foster Care Services		Not Eligible	5	
Positive Permanency Connections		0%	5	0.00
High School Graduation/College Participation/Professional Certification		33%	20	6.60
Part-Time Employment with Medical Benefits		Not Eligible	20	
Living Arrangements at Discharge		Not Eligible	20	
Additional Academic Supports		75%	2	1.50
Additional IL Skills Provision		0%	5	0.00
Active Agency Accreditation		0%	4	0.00
Staff Clinical Licensure		0%	5	0.00
<b>Incentives Total</b>	<b>13.70</b>		<b>91</b>	<b>13.10</b>

\*Performance calculation descriptions can be found in the FY 2018 RBWO PBP Measurements and Standards Guide.

**Child Protective Services Investigations and Dispositions**

The following investigations data, which is not used for scoring but is considered significant to a provider's performance, is from Georgia SHINES and is not considered final or complete until the end of the fiscal year.

Total Reports:	0	
Number Screened In:	0	
Number Screened Out:	0	
Number Substantiated:	0	
Number Unsubstantiated:	0	
Number Active CPS Investigations:	0	



**Performance-Based Placement Measures**  
**RBWO Provider GA+SCORECARD - ILP/TLP**

Report Quarter: Q1 FY2018

**Provider/Program Name: Stroman Account & Property - ILP College Park (5157) - CCI**

5250 Hampton Drive, College Park, GA 30349

Phone: 770-994-0607

Vendor ID# 117923

## Quarterly Scores (Grades)

Q1: 90.84 (A-)

Q2: N/A

Q3: N/A

Q4: N/A

Current Quarter Score  
(Grade)

90.84%

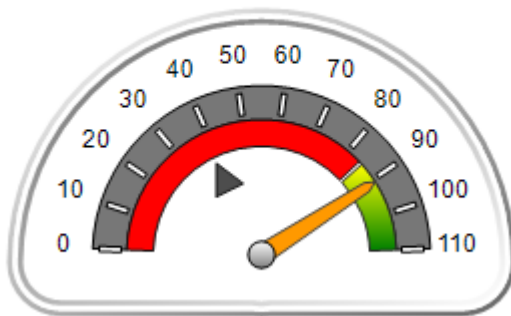
(A-)

Program Census Information:

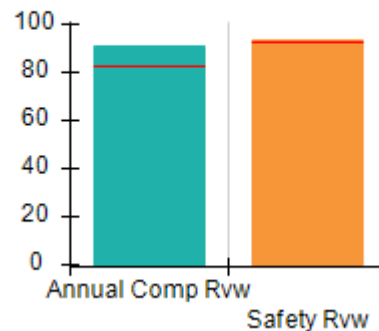
# Children in Care During  
Quarter: 4# Placements During  
Quarter: 4# Children in Care On Last  
Day: 4**Quarterly Provider Comparisons to All ILP/TLPs**

indicates average for all ILP/TLPs

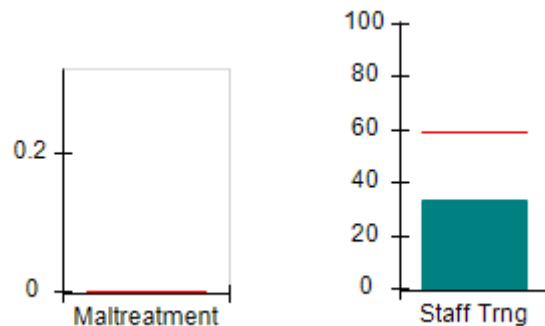
## Overall Score (%)



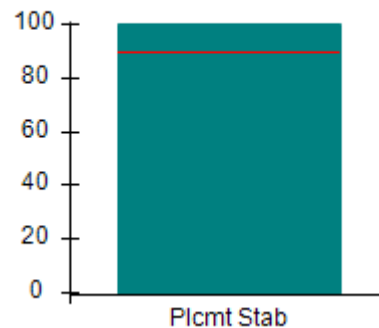
## OPM Monitoring Reviews (%)



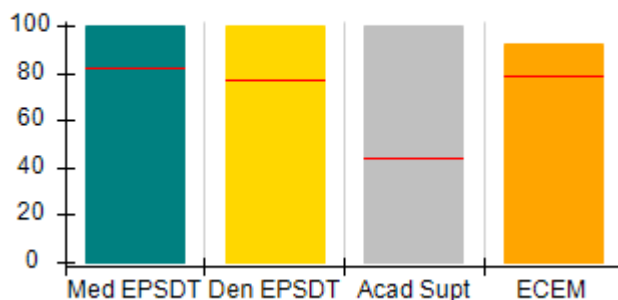
## Safety Outcomes (%)



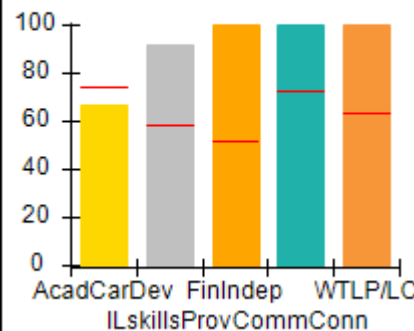
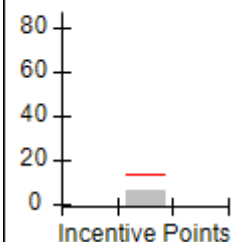
## Permanency Outcomes (%)



## Well-Being Outcomes (%)



## ILP/TLP Outcomes (%)

Incentives  
Earned  
(Points)



# Performance-Based Placement Measures

## RBWO Provider GA+SCORECARD - ILP/TLP

Report Quarter: Q1 FY2018

<b>Provider/Program Name: Stroman Account &amp; Property - ILP College Park (5157) - CCI</b>				
<b>5250 Hampton Drive, College Park, GA 30349</b>		<b>Quarterly Scores (Grades)</b>		<b>Current Quarter Score (Grade)</b>
<b>Phone: 770-994-0607</b>		<b>Q1: 90.84 (A-)</b>	<b>Q2: N/A</b>	<b>90.84% (A-)</b>
<b>Vendor ID# 117923</b>		<b>Q3: N/A</b>	<b>Q4: N/A</b>	
Program Census Information:		# Children in Care During Quarter: 4	# Placements During Quarter: 4	# Children in Care On Last Day: 4
	<b>Avg Performance All ILP/TLPs (%)</b>	<b>Provider Performance (%)*</b>	<b>Possible Points (Weight)</b>	<b>Provider Points Earned</b>
<b>OPM Monitoring Reviews</b>				
Annual Comprehensive Reviews	83%	91%	15	13.62
Safety Reviews	93%	94%	5	4.70
<b>Monitoring Sub-Total</b>			<b>20</b>	<b>18.31</b>
<b>ILP/TLP Safety Outcomes</b>				
Incidence of Maltreatment	0.00%	Not Eligible		
Staff Training	59%	33%	13	4.29
<b>Safety Sub-Total</b>			<b>13</b>	<b>4.29</b>
<b>ILP/TLP Permanency Outcomes</b>				
Placement Stability	90%	100%	3	3.00
<b>Permanency Sub-Total</b>			<b>3</b>	<b>3.00</b>
<b>ILP/TLP Well-Being Outcomes</b>				
EPSDT Medical Visits	82%	100%	4	4.00
EPSDT Dental Visits	77%	100%	4	4.00
Academic Supports	44%	100%	2	2.00
Provider ECEM Visits	79%	92%	4	3.68
Placements with Siblings	21%	Not Eligible	Not Scored	Not Scored
Placements within Legal County	24%	Not Eligible	Not Scored	Not Scored
<b>Well-Being Sub-Total</b>			<b>14</b>	<b>13.68</b>
<b>ILP/TLP Specialty Outcomes</b>				
Academic/Career Development	75%	67%	10	6.70
Ind Living Skills Provision	58%	92%	15	13.80
Financial Independence	52%	100%	5	5.00
Community Connections	73%	100%	5	5.00
WTLP/Life Coach	63%	100%	15	15.00
<b>Specialty Sub-Total</b>			<b>50</b>	<b>45.50</b>
*Performance calculation descriptions can be found in the FY 2018 RBWO PBP Measurements and Standards Guide.				
<b>Monitoring &amp; Outcomes: Possible Points = 100</b>			<b>Points Earned = 84.78</b>	
<b>Score Before Incentives Credit</b>			<b>84.78%</b>	

**Performance-Based Placement Measures**  
**RBWO Provider GA+SCORECARD - ILP/TLP**

Report Quarter: Q1 FY2018

Incentives Awarded	06.06 pts
PBP Verification	N/A pts
<b>Total Score</b>	<b>90.84%</b>

**Provider/Program Name: Stroman Account & Property - ILP College Park (5157) - CCI**

Program Census Information:		# Children in Care During Quarter: 4	# Placements During Quarter: 4	# Children in Care On Last Day: 4
ILP/TLP Incentive Credits	Avg Performance All ILP/TLPs (Points)	Provider Performance (%)*	Possible Points (Weight)	Provider Points Earned
No DJJ or DOC Involvement		100%	5	5.00
Extended Foster Care Services		Not Eligible	5	
Positive Permanency Connections		0%	5	0.00
High School Graduation/College Participation/Professional Certification		0%	20	0.00
Part-Time Employment with Medical Benefits		Not Eligible	20	
Living Arrangements at Discharge		Not Eligible	20	
Additional Academic Supports		33%	2	0.66
Additional IL Skills Provision		8%	5	0.40
Active Agency Accreditation		0%	4	0.00
Staff Clinical Licensure		0%	5	0.00
<b>Incentives Total</b>	<b>13.70</b>		<b>91</b>	<b>6.06</b>

\*Performance calculation descriptions can be found in the FY 2018 RBWO PBP Measurements and Standards Guide.

**Child Protective Services Investigations and Dispositions**

The following investigations data, which is not used for scoring but is considered significant to a provider's performance, is from Georgia SHINES and is not considered final or complete until the end of the fiscal year.

Total Reports:	0	
Number Screened In:	0	
Number Screened Out:	0	
Number Substantiated:	0	
Number Unsubstantiated:	0	
Number Active CPS Investigations:	0	



# Performance-Based Placement Measures

## RBWO Provider GA+SCORECARD - ILP/TLP

Report Quarter: Q1 FY2018

**Provider/Program Name: Stroman Account & Property - ILP Union City (5156) - CCI**

5250 Hwy 138, Union City, GA 30291

Phone: 770-994-0607

Vendor ID# 117989

Program Census Information:

# Children in Care During  
Quarter: 9# Placements During  
Quarter: 9# Children in Care On Last  
Day: 8

## Quarterly Scores (Grades)

Q1: 91.09 (A-)

Q2: N/A

Q3: N/A

Q4: N/A

Current Quarter Score  
(Grade)

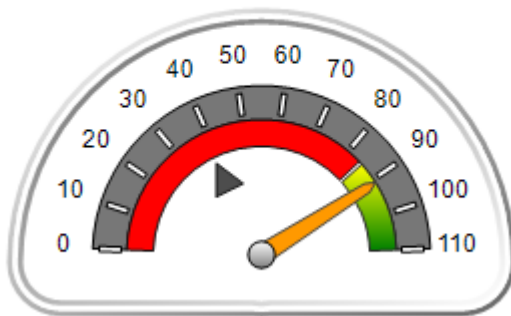
91.09%

(A-)

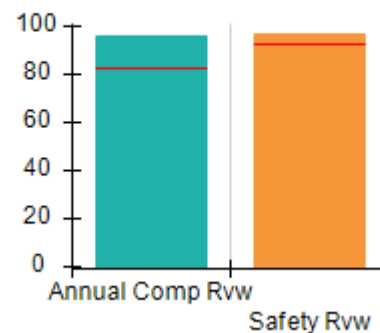
### Quarterly Provider Comparisons to All ILP/TLPs

indicates average for all ILP/TLPs

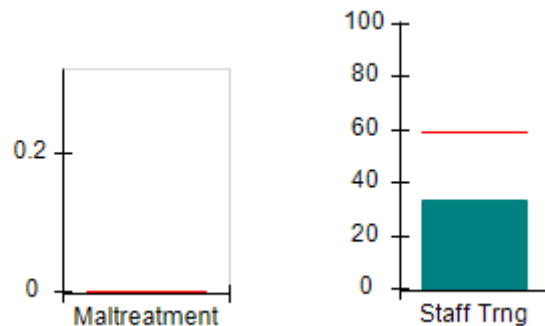
## Overall Score (%)



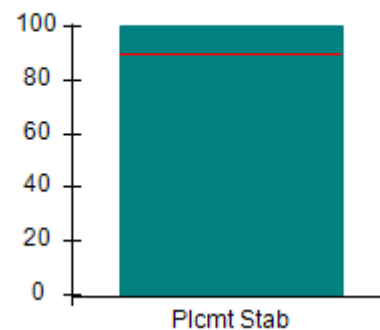
## OPM Monitoring Reviews (%)



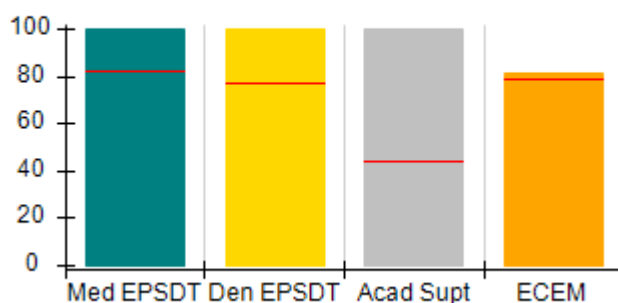
## Safety Outcomes (%)



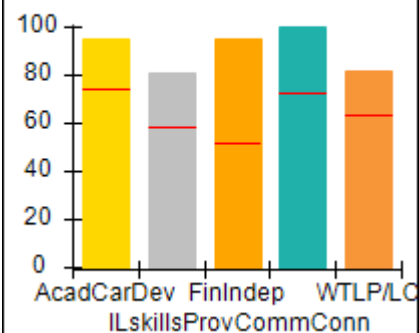
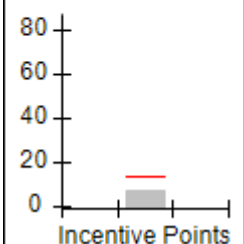
## Permanency Outcomes (%)



## Well-Being Outcomes (%)



## ILP/TLP Outcomes (%)

Incentives  
Earned  
(Points)



# Performance-Based Placement Measures

## RBWO Provider GA+SCORECARD - ILP/TLP

Report Quarter: Q1 FY2018

<b>Provider/Program Name: Stroman Account &amp; Property - ILP Union City (5156) - CCI</b>				
<b>5250 Hwy 138, Union City, GA 30291</b>		<b>Quarterly Scores (Grades)</b>		<b>Current Quarter Score (Grade)</b>
<b>Phone: 770-994-0607</b>		<b>Q1: 91.09 (A-)</b>	<b>Q2: N/A</b>	<b>91.09% (A-)</b>
<b>Vendor ID# 117989</b>		<b>Q3: N/A</b>	<b>Q4: N/A</b>	
Program Census Information:		# Children in Care During Quarter: 9	# Placements During Quarter: 9	# Children in Care On Last Day: 8
	<b>Avg Performance All ILP/TLPs (%)</b>	<b>Provider Performance (%)*</b>	<b>Possible Points (Weight)</b>	<b>Provider Points Earned</b>
<b>OPM Monitoring Reviews</b>				
Annual Comprehensive Reviews	83%	96%	15	14.42
Safety Reviews	93%	97%	5	4.84
<b>Monitoring Sub-Total</b>			<b>20</b>	<b>19.26</b>
<b>ILP/TLP Safety Outcomes</b>				
Incidence of Maltreatment	0.00%	Not Eligible		
Staff Training	59%	33%	13	4.29
<b>Safety Sub-Total</b>			<b>13</b>	<b>4.29</b>
<b>ILP/TLP Permanency Outcomes</b>				
Placement Stability	90%	100%	3	3.00
<b>Permanency Sub-Total</b>			<b>3</b>	<b>3.00</b>
<b>ILP/TLP Well-Being Outcomes</b>				
EPSDT Medical Visits	82%	100%	4	4.00
EPSDT Dental Visits	77%	100%	4	4.00
Academic Supports	44%	100%	2	2.00
Provider ECEM Visits	79%	81%	4	3.24
Placements with Siblings	21%	Not Eligible	Not Scored	Not Scored
Placements within Legal County	24%	0%	Not Scored	Not Scored
<b>Well-Being Sub-Total</b>			<b>14</b>	<b>13.24</b>
<b>ILP/TLP Specialty Outcomes</b>				
Academic/Career Development	75%	95%	10	9.50
Ind Living Skills Provision	58%	81%	15	12.15
Financial Independence	52%	95%	5	4.75
Community Connections	73%	100%	5	5.00
WTLP/Life Coach	63%	82%	15	12.30
<b>Specialty Sub-Total</b>			<b>50</b>	<b>43.70</b>
*Performance calculation descriptions can be found in the FY 2018 RBWO PBP Measurements and Standards Guide.				
<b>Monitoring &amp; Outcomes: Possible Points = 100</b>			<b>Points Earned = 83.49</b>	
<b>Score Before Incentives Credit</b>			<b>83.49%</b>	



## Performance-Based Placement Measures

### RBWO Provider GA+SCORECARD - ILP/TLP

Report Quarter: Q1 FY2018

<b>Incentives Awarded</b>	<b>07.60 pts</b>
<b>PBP Verification</b>	<b>N/A pts</b>
<b>Total Score</b>	<b>91.09%</b>

#### Provider/Program Name: Stroman Account & Property - ILP Union City (5156) - CCI

Program Census Information:		# Children in Care During Quarter: 9	# Placements During Quarter: 9	# Children in Care On Last Day: 8
ILP/TLP Incentive Credits	Avg Performance All ILP/TLPs (Points)	Provider Performance (%)*	Possible Points (Weight)	Provider Points Earned
No DJJ or DOC Involvement		95%	5	4.75
Extended Foster Care Services		Not Eligible	5	
Positive Permanency Connections		0%	5	0.00
High School Graduation/College Participation/Professional Certification		13%	20	2.60
Part-Time Employment with Medical Benefits		0%	20	0.00
Living Arrangements at Discharge		0%	20	0.00
Additional Academic Supports		0%	2	0.00
Additional IL Skills Provision		5%	5	0.25
Active Agency Accreditation		0%	4	0.00
Staff Clinical Licensure		0%	5	0.00
<b>Incentives Total</b>	<b>13.70</b>		<b>91</b>	<b>7.60</b>

\*Performance calculation descriptions can be found in the FY 2018 RBWO PBP Measurements and Standards Guide.

#### Child Protective Services Investigations and Dispositions

The following investigations data, which is not used for scoring but is considered significant to a provider's performance, is from Georgia SHINES and is not considered final or complete until the end of the fiscal year.

Total Reports:	0	
Number Screened In:	0	
Number Screened Out:	0	
Number Substantiated:	0	
Number Unsubstantiated:	0	
Number Active CPS Investigations:	0	



# Performance-Based Placement Measures

## RBWO Provider GA+SCORECARD - ILP/TLP

Report Quarter: Q1 FY2018

**Provider/Program Name: Turning Point Homes - Independent Living Program (832) - CCI**

2058 Snapfinger Road, Decatur, GA 30034

Phone: 678-303-2651

Vendor ID# 35605

## Quarterly Scores (Grades)

## Current Quarter Score (Grade)

Q1: 70.78 (C-)

Q2: N/A

70.78%

Q3: N/A

Q4: N/A

(C-)

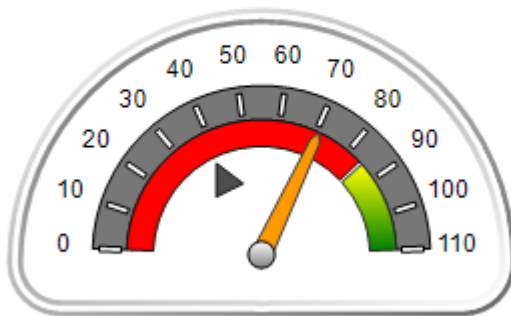
Program Census Information:

# Children in Care During  
Quarter: 4# Placements During  
Quarter: 4# Children in Care On Last  
Day: 3

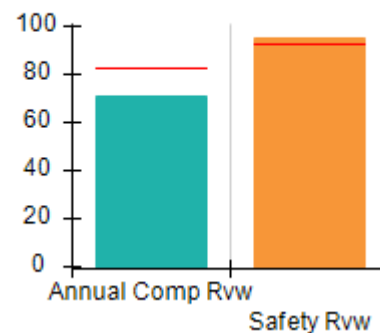
### Quarterly Provider Comparisons to All ILP/TLPs

indicates average for all ILP/TLPs

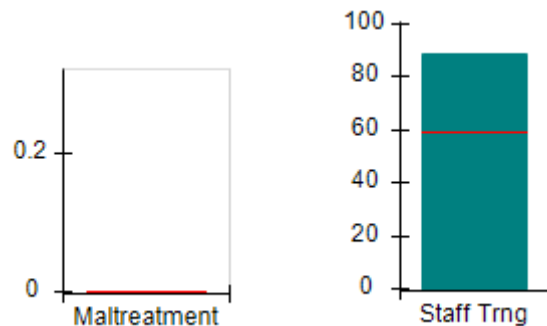
## Overall Score (%)



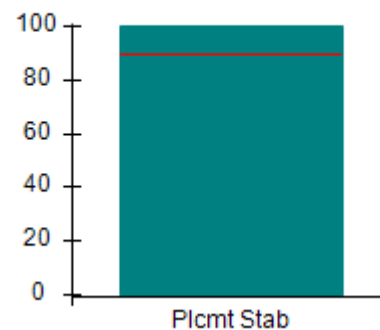
## OPM Monitoring Reviews (%)



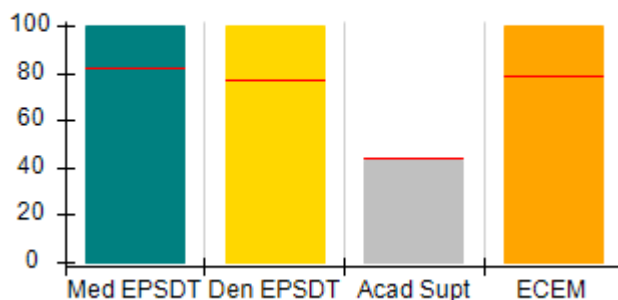
## Safety Outcomes (%)



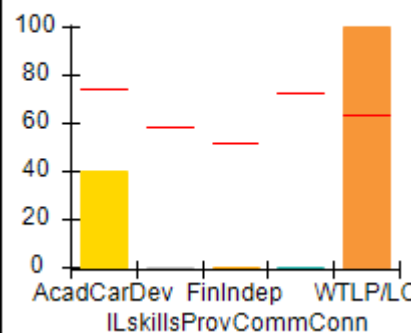
## Permanency Outcomes (%)



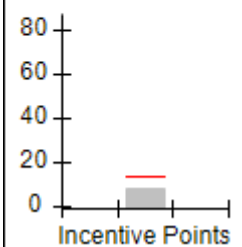
## Well-Being Outcomes (%)



## ILP/TLP Outcomes (%)



## Incentives Earned (Points)





**Performance-Based Placement Measures**  
**RBWO Provider GA+SCORECARD - ILP/TLP**

**Report Quarter: Q1 FY2018**

**Provider/Program Name: Turning Point Homes - Independent Living Program (832) - CCI**

<b>2058 Snapfinger Road, Decatur, GA 30034</b>  <b>Phone: 678-303-2651</b>  <b>Vendor ID# 35605</b>	<b>Quarterly Scores (Grades)</b>		<b>Current Quarter Score (Grade)</b>
	<b>Q1: 70.78 (C-)</b>	<b>Q2: N/A</b>	<b>70.78%</b>
	<b>Q3: N/A</b>	<b>Q4: N/A</b>	<b>(C-)</b>

Program Census Information:	# Children in Care During Quarter: 4	# Placements During Quarter: 4	# Children in Care On Last Day: 3
-----------------------------	--------------------------------------	--------------------------------	-----------------------------------

	<b>Avg Performance All ILP/TLPs (%)</b>	<b>Provider Performance (%)*</b>	<b>Possible Points (Weight)</b>	<b>Provider Points Earned</b>
--	---	----------------------------------	---------------------------------	-------------------------------

**OPM Monitoring Reviews**

Annual Comprehensive Reviews	83%	71%	15	10.61
Safety Reviews	93%	95%	5	4.74
<b>Monitoring Sub-Total</b>			<b>20</b>	<b>15.35</b>

**ILP/TLP Safety Outcomes**

Incidence of Maltreatment	0.00%	Not Eligible		
Staff Training	59%	89%	13	11.57
<b>Safety Sub-Total</b>			<b>13</b>	<b>11.57</b>

**ILP/TLP Permanency Outcomes**

Placement Stability	90%	100%	3	3.00
<b>Permanency Sub-Total</b>			<b>3</b>	<b>3.00</b>

**ILP/TLP Well-Being Outcomes**

EPSDT Medical Visits	82%	100%	4	4.00
EPSDT Dental Visits	77%	100%	4	4.00
Academic Supports	44%	43%	2	0.86
Provider ECEM Visits	79%	100%	4	4.00
Placements with Siblings	21%	Not Eligible	Not Scored	Not Scored
Placements within Legal County	24%	Not Eligible	Not Scored	Not Scored
<b>Well-Being Sub-Total</b>			<b>14</b>	<b>14.00</b>

**ILP/TLP Specialty Outcomes**

Academic/Career Development	75%	40%	10	4.00
Ind Living Skills Provision	58%	0%	15	0.00
Financial Independence	52%	0%	5	0.00
Community Connections	73%	0%	5	0.00
WTLP/Life Coach	63%	100%	15	15.00
<b>Specialty Sub-Total</b>			<b>50</b>	<b>19.00</b>

\*Performance calculation descriptions can be found in the FY 2018 RBWO PBP Measurements and Standards Guide.

<b>Monitoring &amp; Outcomes: Possible Points = 100</b>	<b>Points Earned = 62.92</b>
<b>Score Before Incentives Credit</b>	
<b>62.92%</b>	





## Performance-Based Placement Measures

### RBWO Provider GA+SCORECARD - ILP/TLP

Report Quarter: Q1 FY2018

Incentives Awarded	07.86 pts
PBP Verification	N/A pts
<b>Total Score</b>	<b>70.78%</b>

#### Provider/Program Name: Turning Point Homes - Independent Living Program (832) - CCI

Program Census Information:		# Children in Care During Quarter: 4	# Placements During Quarter: 4	# Children in Care On Last Day: 3
ILP/TLP Incentive Credits	Avg Performance All ILP/TLPs (Points)	Provider Performance (%)*	Possible Points (Weight)	Provider Points Earned
No DJJ or DOC Involvement		40%	5	2.00
Extended Foster Care Services		Not Eligible	5	
Positive Permanency Connections		0%	5	0.00
High School Graduation/College Participation/Professional Certification		25%	20	5.00
Part-Time Employment with Medical Benefits		0%	20	0.00
Living Arrangements at Discharge		0%	20	0.00
Additional Academic Supports		43%	2	0.86
Additional IL Skills Provision		0%	5	0.00
Active Agency Accreditation		0%	4	0.00
Staff Clinical Licensure		0%	5	0.00
<b>Incentives Total</b>	<b>13.70</b>		<b>91</b>	<b>7.86</b>

\*Performance calculation descriptions can be found in the FY 2018 RBWO PBP Measurements and Standards Guide.

#### Child Protective Services Investigations and Dispositions

The following investigations data, which is not used for scoring but is considered significant to a provider's performance, is from Georgia SHINES and is not considered final or complete until the end of the fiscal year.

Total Reports:	0	
Number Screened In:	0	
Number Screened Out:	0	
Number Substantiated:	0	
Number Unsubstantiated:	0	
Number Active CPS Investigations:	0	



# Performance-Based Placement Measures

## RBWO Provider GA+SCORECARD - ILP/TLP

Report Quarter: Q1 FY2018

**Provider/Program Name: United Methodist Children Home of the North GA Conference - ILP (4428) - CCI**

1967 Lakeside Pkwy, Tucker, GA 30084

Phone: 404-327-5820

Vendor ID# 63445

Quarterly Scores (Grades)

Current Quarter Score (Grade)

Q1: 93.54 (A-)

Q2: N/A

93.54%

Q3: N/A

Q4: N/A

(A-)

Program Census Information:

# Children in Care During Quarter: 6

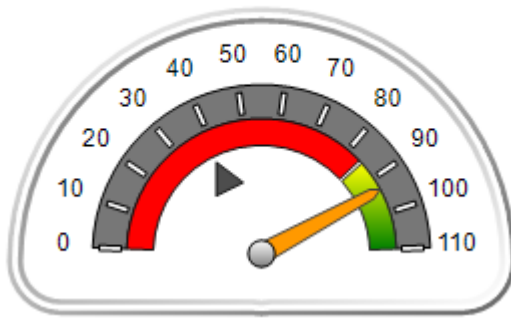
# Placements During Quarter: 6

# Children in Care On Last Day: 4

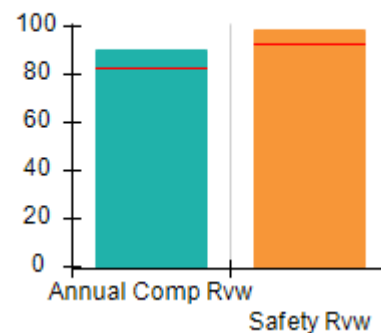
### Quarterly Provider Comparisons to All ILP/TLPs

indicates average for all ILP/TLPs

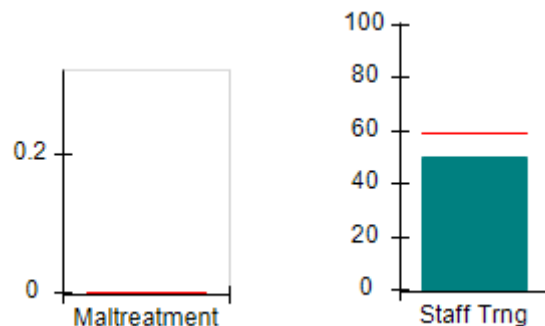
Overall Score (%)



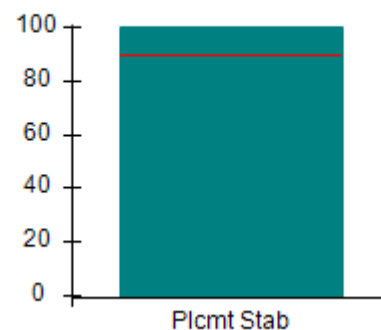
OPM Monitoring Reviews (%)



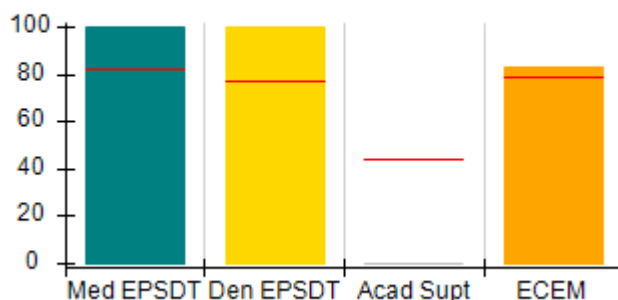
Safety Outcomes (%)



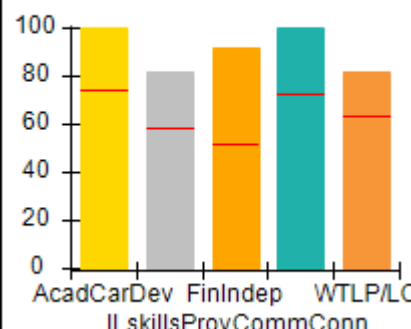
Permanency Outcomes (%)



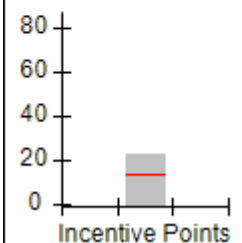
Well-Being Outcomes (%)



ILP/TLP Outcomes (%)



Incentives Earned (Points)





## Performance-Based Placement Measures

### RBWO Provider GA+SCORECARD - ILP/TLP

Report Quarter: Q1 FY2018

**Provider/Program Name: United Methodist Children Home of the North GA Conference - ILP (4428) - CCI**

<b>1967 Lakeside Pkwy, Tucker, GA 30084</b>  <b>Phone: 404-327-5820</b>  <b>Vendor ID# 63445</b>	<b>Quarterly Scores (Grades)</b>		<b>Current Quarter Score (Grade)</b>
	<b>Q1: 93.54 (A-)</b>	<b>Q2: N/A</b>	<b>93.54%</b> <b>(A-)</b>
	<b>Q3: N/A</b>	<b>Q4: N/A</b>	

Program Census Information:	# Children in Care During Quarter: 6	# Placements During Quarter: 6	# Children in Care On Last Day: 4
-----------------------------	--------------------------------------	--------------------------------	-----------------------------------

	<b>Avg Performance All ILP/TLPs (%)</b>	<b>Provider Performance (%)*</b>	<b>Possible Points (Weight)</b>	<b>Provider Points Earned</b>
--	---	----------------------------------	---------------------------------	-------------------------------

#### OPM Monitoring Reviews

Annual Comprehensive Reviews	83%	91%	15	13.58
Safety Reviews	93%	99%	5	4.94
<b>Monitoring Sub-Total</b>			<b>20</b>	<b>18.52</b>

#### ILP/TLP Safety Outcomes

Incidence of Maltreatment	0.00%	Not Eligible		
Staff Training	59%	50%	13	6.50
<b>Safety Sub-Total</b>			<b>13</b>	<b>6.50</b>

#### ILP/TLP Permanency Outcomes

Placement Stability	90%	100%	3	3.00
<b>Permanency Sub-Total</b>			<b>3</b>	<b>3.00</b>

#### ILP/TLP Well-Being Outcomes

EPSDT Medical Visits	82%	100%	4	4.00
EPSDT Dental Visits	77%	100%	4	4.00
Academic Supports	44%	0%	2	0.00
Provider ECEM Visits	79%	83%	4	3.32
Placements with Siblings	21%	Not Eligible	Not Scored	Not Scored
Placements within Legal County	24%	0%	Not Scored	Not Scored
<b>Well-Being Sub-Total</b>			<b>14</b>	<b>11.32</b>

#### ILP/TLP Specialty Outcomes

Academic/Career Development	75%	100%	10	10.00
Ind Living Skills Provision	58%	82%	15	12.30
Financial Independence	52%	92%	5	4.60
Community Connections	73%	100%	5	5.00
WTLP/Life Coach	63%	82%	15	12.30
<b>Specialty Sub-Total</b>			<b>50</b>	<b>44.20</b>

\*Performance calculation descriptions can be found in the FY 2018 RBWO PBP Measurements and Standards Guide.

<b>Monitoring &amp; Outcomes: Possible Points = 100</b>	<b>Points Earned = 83.54</b>
<b>Score Before Incentives Credit</b>	
	<b>83.54%</b>



## Performance-Based Placement Measures

### RBWO Provider GA+SCORECARD - ILP/TLP

Report Quarter: Q1 FY2018

<b>Incentives Awarded</b>	<b>10.00 pts</b>
<b>PBP Verification</b>	<b>N/A pts</b>
<b>Total Score</b>	<b>93.54%</b>

#### Provider/Program Name: United Methodist Children Home of the North GA Conference - ILP (4428) - CCI

Program Census Information:		# Children in Care During Quarter: 6	# Placements During Quarter: 6	# Children in Care On Last Day: 4
ILP/TLP Incentive Credits	Avg Performance All ILP/TLPs (Points)	Provider Performance (%)*	Possible Points (Weight)	Provider Points Earned
No DJJ or DOC Involvement		100%	5	5.00
Extended Foster Care Services		Not Eligible	5	
Positive Permanency Connections		33%	5	1.65
High School Graduation/College Participation/Professional Certification		20%	20	4.00
Part-Time Employment with Medical Benefits		50%	20	10.00
Living Arrangements at Discharge		0%	20	0.00
Additional Academic Supports		0%	2	0.00
Additional IL Skills Provision		0%	5	0.00
Active Agency Accreditation		50%	4	2.00
Staff Clinical Licensure		0%	5	0.00
<b>Incentives Total</b>	<b>13.70</b>		<b>91</b>	<b>22.65</b>

\*Performance calculation descriptions can be found in the FY 2018 RBWO PBP Measurements and Standards Guide.

#### Child Protective Services Investigations and Dispositions

The following investigations data, which is not used for scoring but is considered significant to a provider's performance, is from Georgia SHINES and is not considered final or complete until the end of the fiscal year.

Total Reports:	0	
Number Screened In:	0	
Number Screened Out:	0	
Number Substantiated:	0	
Number Unsubstantiated:	0	
Number Active CPS Investigations:	0	



# Performance-Based Placement Measures

## RBWO Provider GA+SCORECARD - ILP/TLP

Report Quarter: Q1 FY2018

**Provider/Program Name: United Methodist Children Home of the North GA Conference - On-Campus TLP (Hybrid) (849) - CCI**

2200 Parklake Dr, Atlanta, GA 30345

Phone: 404-327-5820

Vendor ID# 35627

Quarterly Scores (Grades)		Current Quarter Score (Grade)
Q1: 96.38 (A)	Q2: N/A	96.38% (A)
Q3: N/A	Q4: N/A	

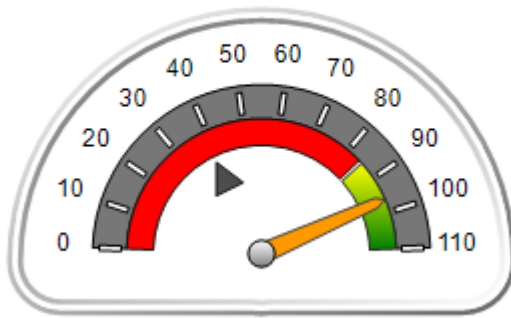
Program Census Information:

# Children in Care During  
Quarter: 21# Placements During  
Quarter: 21# Children in Care On Last  
Day: 16

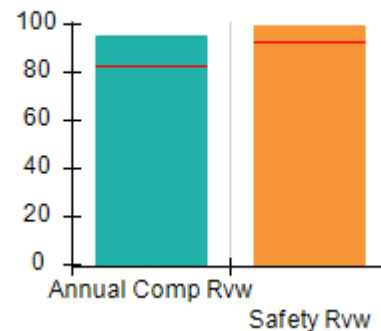
### Quarterly Provider Comparisons to All ILP/TLPs

indicates average for all ILP/TLPs

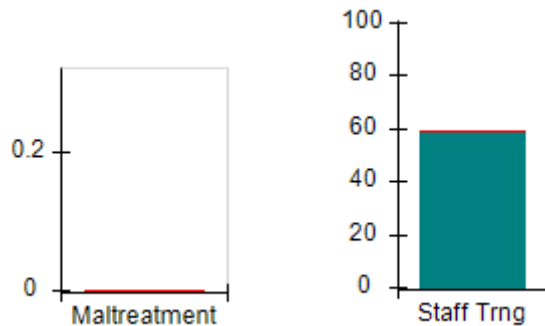
Overall Score (%)



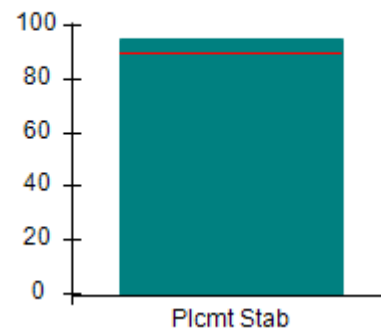
OPM Monitoring Reviews (%)



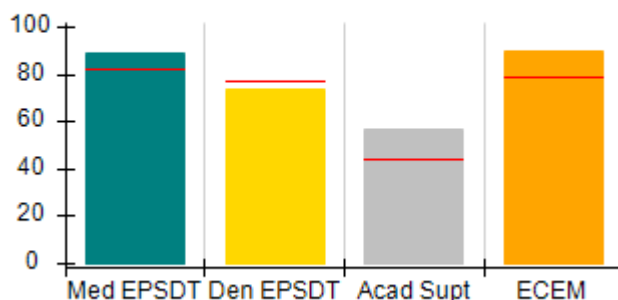
Safety Outcomes (%)



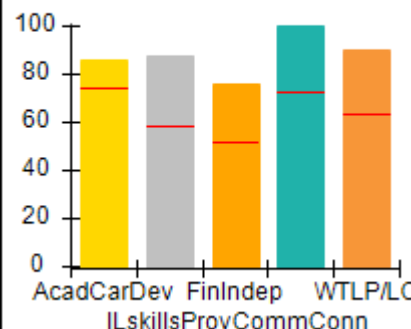
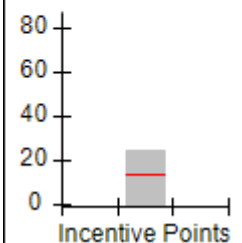
Permanency Outcomes (%)



Well-Being Outcomes (%)



ILP/TLP Outcomes (%)

Incentives  
Earned  
(Points)



## Performance-Based Placement Measures

### RBWO Provider GA+SCORECARD - ILP/TLP

Report Quarter: Q1 FY2018

<b>Provider/Program Name: United Methodist Children Home of the North GA Conference - On-Campus TLP (Hybrid) (849) - CCI</b>				
<b>2200 Parklake Dr, Atlanta, GA 30345</b>		<b>Quarterly Scores (Grades)</b>		<b>Current Quarter Score (Grade)</b>
<b>Phone: 404-327-5820</b>		<b>Q1: 96.38 (A)</b>	<b>Q2: N/A</b>	<b>96.38% (A)</b>
<b>Vendor ID# 35627</b>		<b>Q3: N/A</b>	<b>Q4: N/A</b>	
Program Census Information:		# Children in Care During Quarter: 21	# Placements During Quarter: 21	# Children in Care On Last Day: 16
	<b>Avg Performance All ILP/TLPs (%)</b>	<b>Provider Performance (%)*</b>	<b>Possible Points (Weight)</b>	<b>Provider Points Earned</b>
<b>OPM Monitoring Reviews</b>				
Annual Comprehensive Reviews	83%	95%	15	14.23
Safety Reviews	93%	99%	5	4.96
<b>Monitoring Sub-Total</b>			<b>20</b>	<b>19.19</b>
<b>ILP/TLP Safety Outcomes</b>				
Incidence of Maltreatment	0.00%	No Substantiated Reports	3	3.00
Staff Training	59%	59%	10	5.90
<b>Safety Sub-Total</b>			<b>13</b>	<b>8.90</b>
<b>ILP/TLP Permanency Outcomes</b>				
Placement Stability	90%	95%	3	2.85
<b>Permanency Sub-Total</b>			<b>3</b>	<b>2.85</b>
<b>ILP/TLP Well-Being Outcomes</b>				
EPSDT Medical Visits	82%	89%	4	3.56
EPSDT Dental Visits	77%	74%	4	2.96
Academic Supports	44%	57%	2	1.14
Provider ECEM Visits	79%	90%	4	3.60
Placements with Siblings	21%	Not Eligible	Not Scored	Not Scored
Placements within Legal County	24%	0%	Not Scored	Not Scored
<b>Well-Being Sub-Total</b>			<b>14</b>	<b>11.34</b>
<b>ILP/TLP Specialty Outcomes</b>				
Academic/Career Development	75%	86%	10	8.60
Ind Living Skills Provision	58%	88%	15	13.20
Financial Independence	52%	76%	5	3.80
Community Connections	73%	100%	5	5.00
WTLP/Life Coach	63%	90%	15	13.50
<b>Specialty Sub-Total</b>			<b>50</b>	<b>44.10</b>
*Performance calculation descriptions can be found in the FY 2018 RBWO PBP Measurements and Standards Guide.				

**Monitoring & Outcomes: Possible Points = 100**
**Points Earned = 86.38**



## Performance-Based Placement Measures

### RBWO Provider GA+SCORECARD - ILP/TLP

Report Quarter: Q1 FY2018

<b>Score Before Incentives Credit</b>	<b>86.38%</b>
<b>Incentives Awarded</b>	<b>10.00 pts</b>
<b>PBP Verification</b>	<b>N/A pts</b>
<b>Total Score</b>	<b>96.38%</b>

#### Provider/Program Name: United Methodist Children Home of the North GA Conference - On-Campus TLP (Hybrid) (849) - CCI

Program Census Information:		# Children in Care During Quarter: 21	# Placements During Quarter: 21	# Children in Care On Last Day: 16
ILP/TLP Incentive Credits	Avg Performance All ILP/TLPs (Points)	Provider Performance (%)*	Possible Points (Weight)	Provider Points Earned
No DJJ or DOC Involvement		80%	5	4.00
Extended Foster Care Services		Not Eligible	5	
Positive Permanency Connections		0%	5	0.00
High School Graduation/College Participation/Professional Certification		32%	20	6.40
Part-Time Employment with Medical Benefits		40%	20	8.00
Living Arrangements at Discharge		20%	20	4.00
Additional Academic Supports		13%	2	0.26
Additional IL Skills Provision		0%	5	0.00
Active Agency Accreditation		50%	4	2.00
Staff Clinical Licensure		0%	5	0.00
<b>Incentives Total</b>	<b>13.70</b>		<b>91</b>	<b>24.66</b>

\*Performance calculation descriptions can be found in the FY 2018 RBWO PBP Measurements and Standards Guide.

#### Child Protective Services Investigations and Dispositions

The following investigations data, which is not used for scoring but is considered significant to a provider's performance, is from Georgia SHINES and is not considered final or complete until the end of the fiscal year.

Total Reports:	0	
Number Screened In:	0	
Number Screened Out:	0	
Number Substantiated:	0	
Number Unsubstantiated:	0	
Number Active CPS Investigations:	0	

**Performance-Based Placement Measures**  
**RBWO Provider GA+SCORECARD - ILP/TLP**

Report Quarter: Q1 FY2018

**Provider/Program Name: Vanessa's Place - ILP (5177) - CCI**

985 Park West Lane, Stone Mountain, GA 30088

Phone: 404-234-8512

Vendor ID# 131890

**Quarterly Scores (Grades)****Current Quarter Score (Grade)**

Q1: 73.11 (C-)

Q2: N/A

73.11%

Q3: N/A

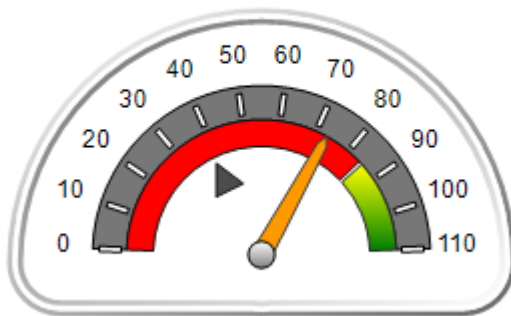
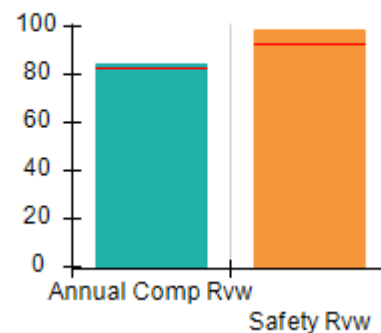
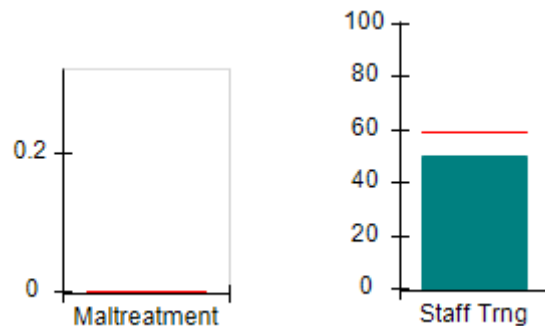
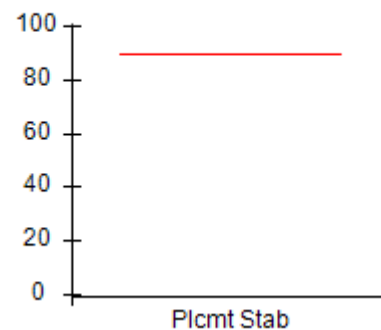
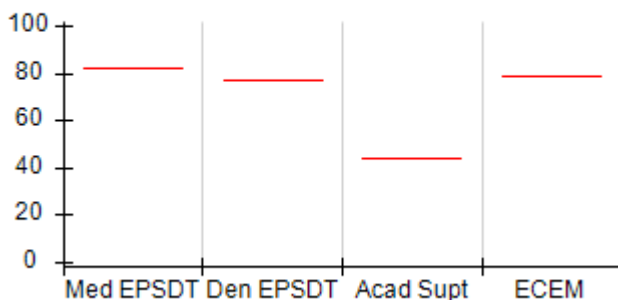
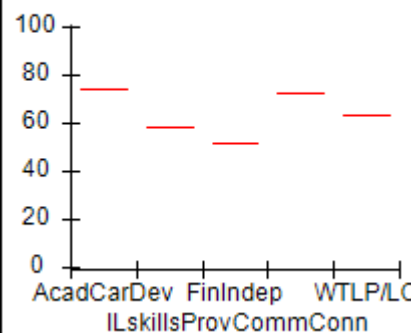
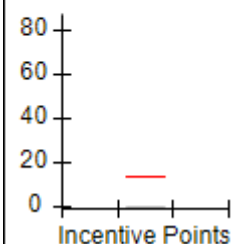
Q4: N/A

(C-)

Program Census Information:

# Children in Care During  
Quarter: 0# Placements During  
Quarter: 0# Children in Care On Last  
Day: 0**Quarterly Provider Comparisons to All ILP/TLPs**

▼ — indicates average for all ILP/TLPs

**Overall Score (%)****OPM Monitoring Reviews (%)****Safety Outcomes (%)****Permanency Outcomes (%)****Well-Being Outcomes (%)****ILP/TLP Outcomes (%)****Incentives Earned (Points)**





# Performance-Based Placement Measures

## RBWO Provider GA+SCORECARD - ILP/TLP

Report Quarter: Q1 FY2018

**Provider/Program Name: Vanessa's Place - ILP (5177) - CCI**

985 Park West Lane, Stone Mountain, GA 30088

Phone: 404-234-8512

Vendor ID# 131890

**Quarterly Scores (Grades)****Current Quarter Score (Grade)**

Q1: 73.11 (C-)

Q2: N/A

**73.11%**

Q3: N/A

Q4: N/A

**(C-)**

Program Census Information:

# Children in Care During  
Quarter: 0# Placements During  
Quarter: 0# Children in Care On  
Last Day: 0Avg  
Performance All  
ILP/TLPs (%)Provider  
Performance (%)\*Possible Points  
(Weight)Provider Points  
Earned**OPM Monitoring Reviews**

Annual Comprehensive Reviews	83%	85%	15	12.71
Safety Reviews	93%	98%	5	4.92
<b>Monitoring Sub-Total</b>			<b>20</b>	<b>17.63</b>

**ILP/TLP Safety Outcomes**

Incidence of Maltreatment	0.00%	Not Eligible		
Staff Training	59%	50%	13	6.50
<b>Safety Sub-Total</b>			<b>13</b>	<b>6.50</b>

**ILP/TLP Permanency Outcomes**

Placement Stability	90%	Not Eligible		
<b>Permanency Sub-Total</b>			<b>N/A</b>	

**ILP/TLP Well-Being Outcomes**

EPSDT Medical Visits	82%	Not Eligible		
EPSDT Dental Visits	77%	Not Eligible		
Academic Supports	44%	Not Eligible		
Provider ECEM Visits	79%	Not Eligible		
Placements with Siblings	21%	Not Eligible	Not Scored	Not Scored
Placements within Legal County	24%	Not Eligible	Not Scored	Not Scored
<b>Well-Being Sub-Total</b>			<b>N/A</b>	

**ILP/TLP Specialty Outcomes**

Academic/Career Development	75%	Not Eligible		
Ind Living Skills Provision	58%	Not Eligible		
Financial Independence	52%	Not Eligible		
Community Connections	73%	Not Eligible		
WTLP/Life Coach	63%	Not Eligible		
<b>Specialty Sub-Total</b>			<b>N/A</b>	

\*Performance calculation descriptions can be found in the FY 2018 RBWO PBP Measurements and Standards Guide.

**Monitoring & Outcomes: Possible Points = 33****Points Earned = 24.13****Score Before Incentives Credit****73.11%**



## Performance-Based Placement Measures

### RBWO Provider GA+SCORECARD - ILP/TLP

Report Quarter: Q1 FY2018

<b>Incentives Awarded</b>	<b>00.00 pts</b>
<b>PBP Verification</b>	<b>N/A pts</b>
<b>Total Score</b>	<b>73.11%</b>

#### Provider/Program Name: Vanessa's Place - ILP (5177) - CCI

Program Census Information:		# Children in Care During Quarter: 0	# Placements During Quarter: 0	# Children in Care On Last Day: 0
ILP/TLP Incentive Credits	Avg Performance All ILP/TLPs (Points)	Provider Performance (%)*	Possible Points (Weight)	Provider Points Earned
No DJJ or DOC Involvement		Not Eligible	5	
Extended Foster Care Services		Not Eligible	5	
Positive Permanency Connections		Not Eligible	5	
High School Graduation/College Participation/Professional Certification		Not Eligible	20	
Part-Time Employment with Medical Benefits		Not Eligible	20	
Living Arrangements at Discharge		Not Eligible	20	
Additional Academic Supports		Not Eligible	2	
Additional IL Skills Provision		Not Eligible	5	
Active Agency Accreditation		0%	4	0.00
Staff Clinical Licensure		0%	5	0.00
<b>Incentives Total</b>	<b>13.70</b>		<b>91</b>	<b>0.00</b>

\*Performance calculation descriptions can be found in the FY 2018 RBWO PBP Measurements and Standards Guide.

#### Child Protective Services Investigations and Dispositions

The following investigations data, which is not used for scoring but is considered significant to a provider's performance, is from Georgia SHINES and is not considered final or complete until the end of the fiscal year.

Total Reports:	0	
Number Screened In:	0	
Number Screened Out:	0	
Number Substantiated:	0	
Number Unsubstantiated:	0	
Number Active CPS Investigations:	0	

**Performance-Based Placement Measures**  
**RBWO Provider GA+SCORECARD - ILP/TLP**

Report Quarter: Q1 FY2018

**Provider/Program Name: Wellspring Living, Inc. - ILP (5210) - CCI**

3965 Roosevelt Hwy, Union City, GA 30349

Phone: 770-631-8888

Vendor ID# 132094

Program Census Information:

# Children in Care During  
Quarter: 0# Placements During  
Quarter: 0# Children in Care On Last  
Day: 0**Quarterly Scores (Grades)****Current Quarter Score  
(Grade)**

Q1: 86.11 (B)

Q2: N/A

86.11%

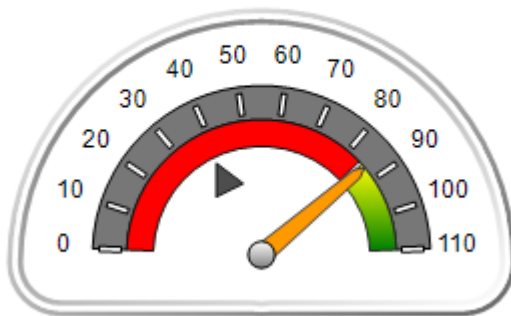
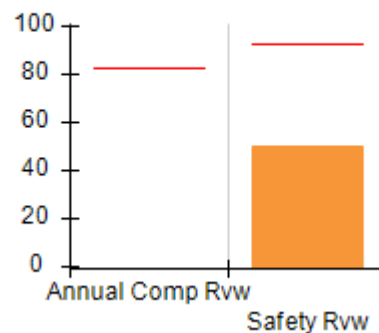
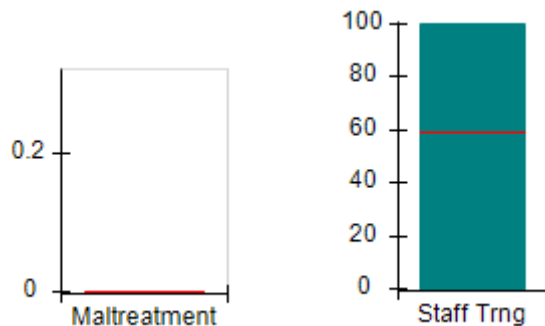
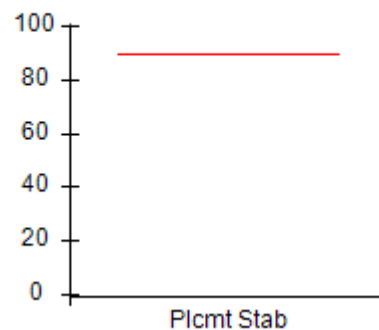
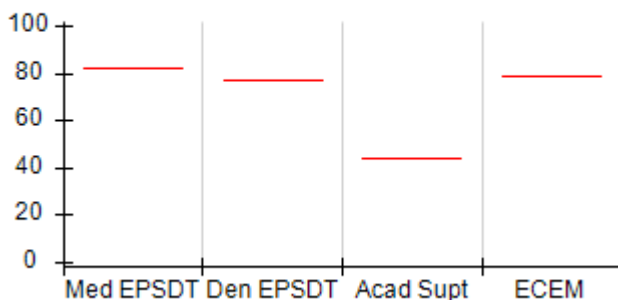
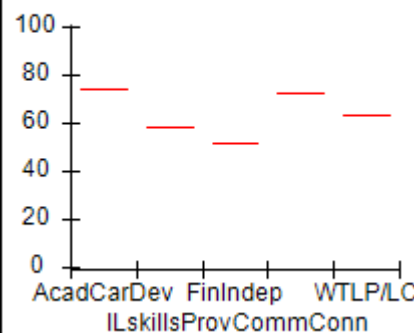
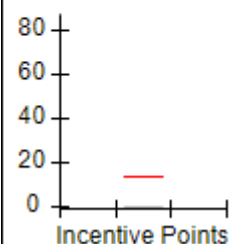
Q3: N/A

Q4: N/A

(B)

**Quarterly Provider Comparisons to All ILP/TLPs**

▼ — indicates average for all ILP/TLPs

**Overall Score (%)****OPM Monitoring Reviews (%)****Safety Outcomes (%)****Permanency Outcomes (%)****Well-Being Outcomes (%)****ILP/TLP Outcomes (%)****Incentives  
Earned  
(Points)**



# Performance-Based Placement Measures

## RBWO Provider GA+SCORECARD - ILP/TLP

Report Quarter: Q1 FY2018

**Provider/Program Name: Wellspring Living, Inc. - ILP (5210) - CCI**

3965 Roosevelt Hwy, Union City, GA 30349

Phone: 770-631-8888

Vendor ID# 132094

**Quarterly Scores (Grades)****Current Quarter Score (Grade)**

Q1: 86.11 (B)

Q2: N/A

**86.11%**  
**(B)**

Q3: N/A

Q4: N/A

Program Census Information:

# Children in Care During  
Quarter: 0# Placements During  
Quarter: 0# Children in Care On  
Last Day: 0Avg  
Performance All  
ILP/TLPs (%)Provider  
Performance (%)\*Possible Points  
(Weight)Provider Points  
Earned**OPM Monitoring Reviews**

Annual Comprehensive Reviews	83%	Not Yet Conducted		
Safety Reviews	93%	50%	5	2.50
<b>Monitoring Sub-Total</b>			<b>5</b>	<b>2.50</b>

**ILP/TLP Safety Outcomes**

Incidence of Maltreatment	0.00%	Not Eligible		
Staff Training	59%	100%	13	13.00
<b>Safety Sub-Total</b>			<b>13</b>	<b>13.00</b>

**ILP/TLP Permanency Outcomes**

Placement Stability	90%	Not Eligible		
<b>Permanency Sub-Total</b>			<b>N/A</b>	

**ILP/TLP Well-Being Outcomes**

EPSDT Medical Visits	82%	Not Eligible		
EPSDT Dental Visits	77%	Not Eligible		
Academic Supports	44%	Not Eligible		
Provider ECEM Visits	79%	Not Eligible		
Placements with Siblings	21%	Not Eligible	Not Scored	Not Scored
Placements within Legal County	24%	Not Eligible	Not Scored	Not Scored
<b>Well-Being Sub-Total</b>			<b>N/A</b>	

**ILP/TLP Specialty Outcomes**

Academic/Career Development	75%	Not Eligible		
Ind Living Skills Provision	58%	Not Eligible		
Financial Independence	52%	Not Eligible		
Community Connections	73%	Not Eligible		
WTLP/Life Coach	63%	Not Eligible		
<b>Specialty Sub-Total</b>			<b>N/A</b>	

\*Performance calculation descriptions can be found in the FY 2018 RBWO PBP Measurements and Standards Guide.

**Monitoring & Outcomes: Possible Points = 18****Points Earned = 15.50****Score Before Incentives Credit****86.11%**

**Performance-Based Placement Measures**  
**RBWO Provider GA+SCORECARD - ILP/TLP**

Report Quarter: Q1 FY2018

Incentives Awarded	00.00 pts
PBP Verification	N/A pts
<b>Total Score</b>	<b>86.11%</b>

**Provider/Program Name: Wellspring Living, Inc. - ILP (5210) - CCI**

Program Census Information:		# Children in Care During Quarter: 0	# Placements During Quarter: 0	# Children in Care On Last Day: 0
ILP/TLP Incentive Credits	Avg Performance All ILP/TLPs (Points)	Provider Performance (%)*	Possible Points (Weight)	Provider Points Earned
No DJJ or DOC Involvement		Not Eligible	5	
Extended Foster Care Services		Not Eligible	5	
Positive Permanency Connections		Not Eligible	5	
High School Graduation/College Participation/Professional Certification		Not Eligible	20	
Part-Time Employment with Medical Benefits		Not Eligible	20	
Living Arrangements at Discharge		Not Eligible	20	
Additional Academic Supports		Not Eligible	2	
Additional IL Skills Provision		Not Eligible	5	
Active Agency Accreditation		0%	4	0.00
Staff Clinical Licensure		0%	5	0.00
<b>Incentives Total</b>	<b>13.70</b>		<b>91</b>	<b>0.00</b>

\*Performance calculation descriptions can be found in the FY 2018 RBWO PBP Measurements and Standards Guide.

**Child Protective Services Investigations and Dispositions**

The following investigations data, which is not used for scoring but is considered significant to a provider's performance, is from Georgia SHINES and is not considered final or complete until the end of the fiscal year.

Total Reports:	0	
Number Screened In:	0	
Number Screened Out:	0	
Number Substantiated:	0	
Number Unsubstantiated:	0	
Number Active CPS Investigations:	0	



# Performance-Based Placement Measures

## RBWO Provider GA+SCORECARD - ILP/TLP

Report Quarter: Q1 FY2018

**Provider/Program Name: Youth Empowerment Success Services - Decatur (5258) - CCI**

1420 S. Hairston Rd, Stone Mountain, GA 30088

Phone: 470-236-9377

Vendor ID# 153019

## Quarterly Scores (Grades)

Q1: 100.91 (A+)

Q2: N/A

Q3: N/A

Q4: N/A

## Current Quarter Score (Grade)

100.91%

(A+)

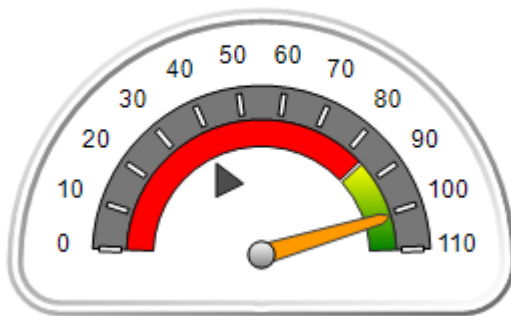
Program Census Information:

# Children in Care During  
Quarter: 7# Placements During  
Quarter: 7# Children in Care On Last  
Day: 5

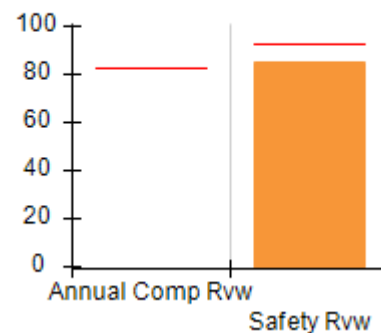
### Quarterly Provider Comparisons to All ILP/TLPs

indicates average for all ILP/TLPs

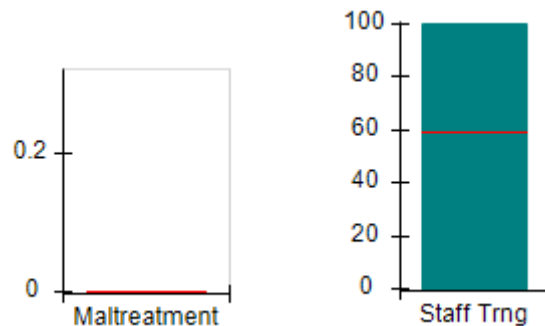
## Overall Score (%)



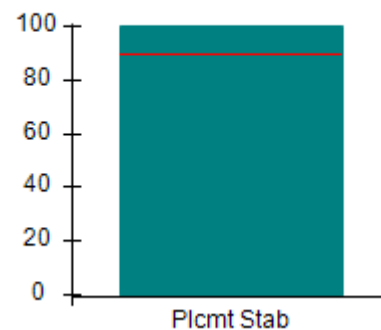
## OPM Monitoring Reviews (%)



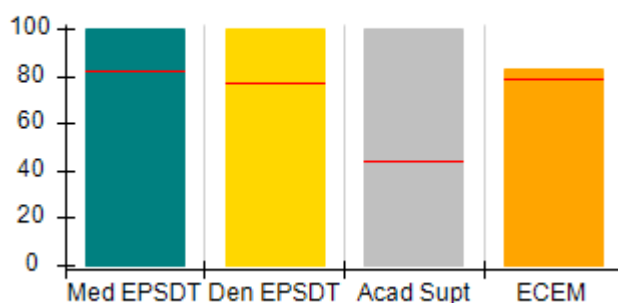
## Safety Outcomes (%)



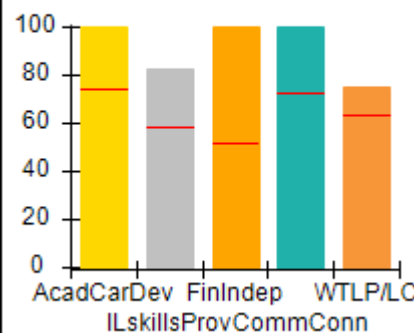
## Permanency Outcomes (%)



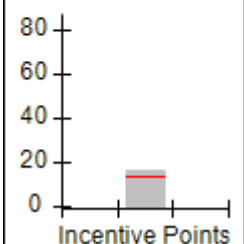
## Well-Being Outcomes (%)



## ILP/TLP Outcomes (%)



## Incentives Earned (Points)





# Performance-Based Placement Measures

## RBWO Provider GA+SCORECARD - ILP/TLP

Report Quarter: Q1 FY2018

<b>Provider/Program Name: Youth Empowerment Success Services - Decatur (5258) - CCI</b>				
<b>1420 S. Hairston Rd, Stone Mountain, GA 30088</b> <b>Phone: 470-236-9377</b> <b>Vendor ID# 153019</b>		<b>Quarterly Scores (Grades)</b>		<b>Current Quarter Score (Grade)</b>
		<b>Q1: 100.91 (A+)</b>	<b>Q2: N/A</b>	<b>100.91% (A+)</b>
		<b>Q3: N/A</b>	<b>Q4: N/A</b>	
Program Census Information:		# Children in Care During Quarter: 7	# Placements During Quarter: 7	# Children in Care On Last Day: 5
	<b>Avg Performance All ILP/TLPs (%)</b>	<b>Provider Performance (%)*</b>	<b>Possible Points (Weight)</b>	<b>Provider Points Earned</b>
<b>OPM Monitoring Reviews</b>				
Annual Comprehensive Reviews	83%	Not Yet Conducted		
Safety Reviews	93%	85%	5	4.25
<b>Monitoring Sub-Total</b>			<b>5</b>	<b>4.25</b>
<b>ILP/TLP Safety Outcomes</b>				
Incidence of Maltreatment	0.00%	No Substantiated Reports	3	3.00
Staff Training	59%	100%	10	10.00
<b>Safety Sub-Total</b>			<b>13</b>	<b>13.00</b>
<b>ILP/TLP Permanency Outcomes</b>				
Placement Stability	90%	100%	3	3.00
<b>Permanency Sub-Total</b>			<b>3</b>	<b>3.00</b>
<b>ILP/TLP Well-Being Outcomes</b>				
EPSDT Medical Visits	82%	100%	4	4.00
EPSDT Dental Visits	77%	100%	4	4.00
Academic Supports	44%	100%	2	2.00
Provider ECEM Visits	79%	83%	4	3.32
Placements with Siblings	21%	Not Eligible	Not Scored	Not Scored
Placements within Legal County	24%	43%	Not Scored	Not Scored
<b>Well-Being Sub-Total</b>			<b>14</b>	<b>13.32</b>
<b>ILP/TLP Specialty Outcomes</b>				
Academic/Career Development	75%	100%	10	10.00
Ind Living Skills Provision	58%	83%	15	12.45
Financial Independence	52%	100%	5	5.00
Community Connections	73%	100%	5	5.00
WTLP/Life Coach	63%	75%	15	11.25
<b>Specialty Sub-Total</b>			<b>50</b>	<b>43.70</b>
*Performance calculation descriptions can be found in the FY 2018 RBWO PBP Measurements and Standards Guide.				

**Monitoring & Outcomes: Possible Points = 85****Points Earned = 77.27**



# Performance-Based Placement Measures

## RBWO Provider GA+SCORECARD - ILP/TLP

Report Quarter: Q1 FY2018

<b>Score Before Incentives Credit</b>	<b>90.91%</b>
<b>Incentives Awarded</b>	<b>10.00 pts</b>
<b>PBP Verification</b>	<b>N/A pts</b>
<b>Total Score</b>	<b>100.91%</b>

Provider/Program Name: Youth Empowerment Success Services - Decatur (5258) - CCI				
Program Census Information:		# Children in Care During Quarter: 7	# Placements During Quarter: 7	# Children in Care On Last Day: 5
ILP/TLP Incentive Credits	Avg Performance All ILP/TLPs (Points)	Provider Performance (%)*	Possible Points (Weight)	Provider Points Earned
No DJJ or DOC Involvement		100%	5	5.00
Extended Foster Care Services		Not Eligible	5	
Positive Permanency Connections		Not Eligible	5	
High School Graduation/College Participation/Professional Certification		0%	20	0.00
Part-Time Employment with Medical Benefits		50%	20	10.00
Living Arrangements at Discharge		0%	20	0.00
Additional Academic Supports		0%	2	0.00
Additional IL Skills Provision		20%	5	1.00
Active Agency Accreditation		0%	4	0.00
Staff Clinical Licensure		0%	5	0.00
<b>Incentives Total</b>	<b>13.70</b>		<b>91</b>	<b>16.00</b>
*Performance calculation descriptions can be found in the FY 2018 RBWO PBP Measurements and Standards Guide.				

### Child Protective Services Investigations and Dispositions

The following investigations data, which is not used for scoring but is considered significant to a provider's performance, is from Georgia SHINES and is not considered final or complete until the end of the fiscal year.

Total Reports:	0
Number Screened In:	0
Number Screened Out:	0
Number Substantiated:	0
Number Unsubstantiated:	0
Number Active CPS Investigations:	0





# Performance-Based Placement Measures

## RBWO Provider GA+SCORECARD - ILP/TLP

Report Quarter: Q1 FY2018

**Provider/Program Name: Youth Empowerment Success Services - Jonesboro (5259) - CCI**

1 Magnolia Circle, Jonesboro, GA 30236

Phone: 470-236-9377

Vendor ID# 153020

Quarterly Scores (Grades)

Current Quarter Score (Grade)

Q1: 100.00 (A+)

Q2: N/A

100.00%

Q3: N/A

Q4: N/A

(A+)

Program Census Information:

# Children in Care During Quarter: 0

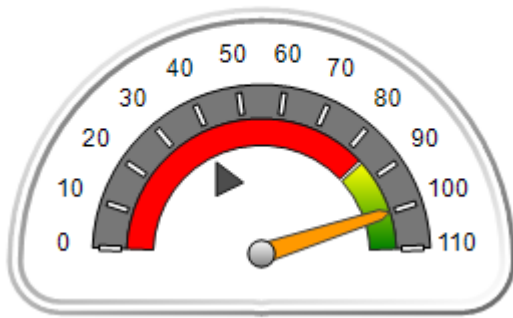
# Placements During Quarter: 0

# Children in Care On Last Day: 0

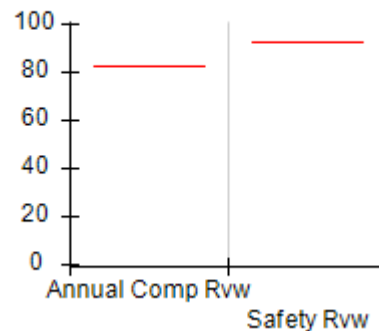
### Quarterly Provider Comparisons to All ILP/TLPs

▼ indicates average for all ILP/TLPs

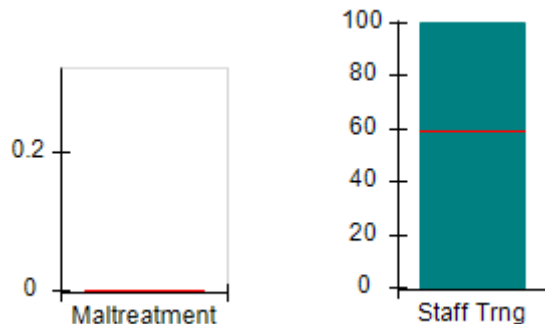
Overall Score (%)



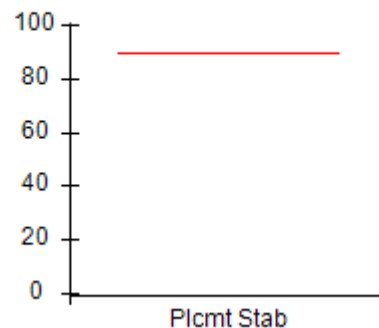
OPM Monitoring Reviews (%)



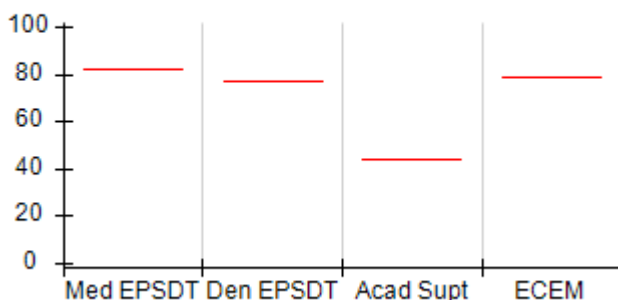
Safety Outcomes (%)



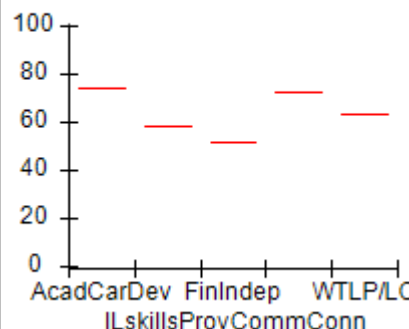
Permanency Outcomes (%)



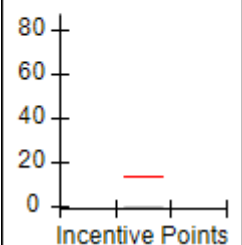
Well-Being Outcomes (%)



ILP/TLP Outcomes (%)



Incentives Earned (Points)





# Performance-Based Placement Measures

## RBWO Provider GA+SCORECARD - ILP/TLP

Report Quarter: Q1 FY2018

Provider/Program Name: Youth Empowerment Success Services - Jonesboro (5259) - CCI				
1 Magnolia Circle, Jonesboro, GA 30236		Quarterly Scores (Grades)		Current Quarter Score (Grade)
Phone: 470-236-9377		Q1: 100.00 (A+)	Q2: N/A	100.00% (A+)
Vendor ID# 153020		Q3: N/A	Q4: N/A	
Program Census Information:		# Children in Care During Quarter: 0	# Placements During Quarter: 0	# Children in Care On Last Day: 0
	Avg Performance All ILP/TLPs (%)	Provider Performance (%)*	Possible Points (Weight)	Provider Points Earned
<b>OPM Monitoring Reviews</b>				
Annual Comprehensive Reviews	83%	Not Yet Conducted		
Safety Reviews	93%	Not Yet Conducted		
<b>Monitoring Sub-Total</b>				<b>0.00</b>
<b>ILP/TLP Safety Outcomes</b>				
Incidence of Maltreatment	0.00%	Not Eligible		
Staff Training	59%	100%	13	13.00
<b>Safety Sub-Total</b>			<b>13</b>	<b>13.00</b>
<b>ILP/TLP Permanency Outcomes</b>				
Placement Stability	90%	Not Eligible		
<b>Permanency Sub-Total</b>			<b>N/A</b>	
<b>ILP/TLP Well-Being Outcomes</b>				
EPSDT Medical Visits	82%	Not Eligible		
EPSDT Dental Visits	77%	Not Eligible		
Academic Supports	44%	Not Eligible		
Provider ECEM Visits	79%	Not Eligible		
Placements with Siblings	21%	Not Eligible	Not Scored	Not Scored
Placements within Legal County	24%	Not Eligible	Not Scored	Not Scored
<b>Well-Being Sub-Total</b>			<b>N/A</b>	
<b>ILP/TLP Specialty Outcomes</b>				
Academic/Career Development	75%	Not Eligible		
Ind Living Skills Provision	58%	Not Eligible		
Financial Independence	52%	Not Eligible		
Community Connections	73%	Not Eligible		
WTLP/Life Coach	63%	Not Eligible		
<b>Specialty Sub-Total</b>			<b>N/A</b>	
*Performance calculation descriptions can be found in the FY 2018 RBWO PBP Measurements and Standards Guide.				

Monitoring &amp; Outcomes: Possible Points = 13

Points Earned = 13.00

Score Before Incentives Credit

100.00%

**Performance-Based Placement Measures**  
**RBWO Provider GA+SCORECARD - ILP/TLP**

Report Quarter: Q1 FY2018

Incentives Awarded	00.00 pts
PBP Verification	N/A pts
<b>Total Score</b>	<b>100.00%</b>

**Provider/Program Name: Youth Empowerment Success Services - Jonesboro (5259) - CCI**

Program Census Information:		# Children in Care During Quarter: 0	# Placements During Quarter: 0	# Children in Care On Last Day: 0
ILP/TLP Incentive Credits	Avg Performance All ILP/TLPs (Points)	Provider Performance (%)*	Possible Points (Weight)	Provider Points Earned
No DJJ or DOC Involvement		Not Eligible	5	
Extended Foster Care Services		Not Eligible	5	
Positive Permanency Connections		Not Eligible	5	
High School Graduation/College Participation/Professional Certification		Not Eligible	20	
Part-Time Employment with Medical Benefits		Not Eligible	20	
Living Arrangements at Discharge		Not Eligible	20	
Additional Academic Supports		Not Eligible	2	
Additional IL Skills Provision		Not Eligible	5	
Active Agency Accreditation		0%	4	0.00
Staff Clinical Licensure		0%	5	0.00
<b>Incentives Total</b>	<b>13.70</b>		<b>91</b>	<b>0.00</b>

\*Performance calculation descriptions can be found in the FY 2018 RBWO PBP Measurements and Standards Guide.

**Child Protective Services Investigations and Dispositions**

The following investigations data, which is not used for scoring but is considered significant to a provider's performance, is from Georgia SHINES and is not considered final or complete until the end of the fiscal year.

Total Reports:	0	
Number Screened In:	0	
Number Screened Out:	0	
Number Substantiated:	0	
Number Unsubstantiated:	0	
Number Active CPS Investigations:	0	



# Performance-Based Placement Measures RBWO Provider GA+SCORECARD - ILP/TLP

Report Quarter: Q1 FY2018

**Provider/Program Name: Zion Foundation - Thea Lane (5260) - CCI**

6511 Thea Lane, Columbus, GA 31907

Phone: 706-940-0370

Vendor ID# 150308

**Quarterly Scores (Grades)**
**Current Quarter Score (Grade)**

Q1: 78.56 (C+)

Q2: N/A

78.56%

Q3: N/A

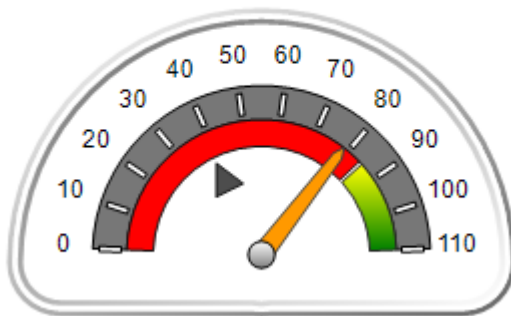
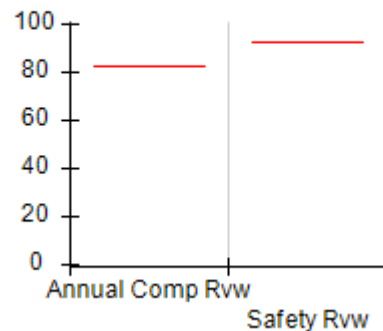
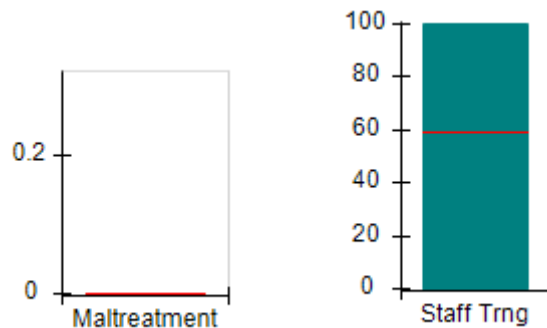
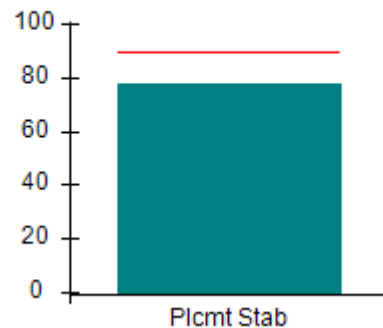
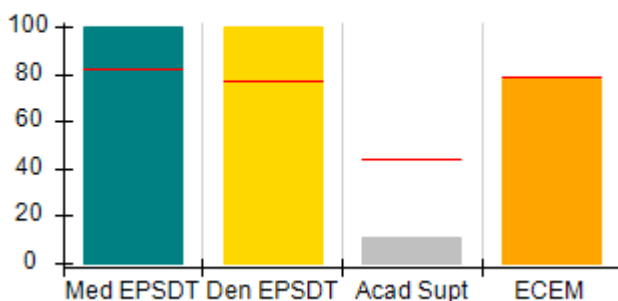
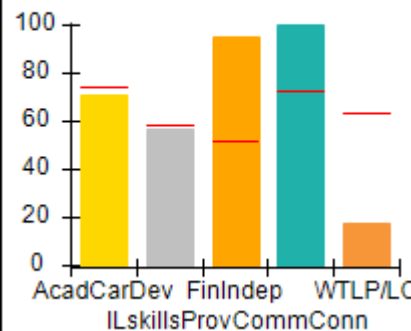
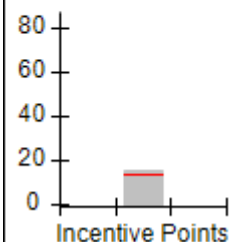
Q4: N/A

(C+)

Program Census Information:

# Children in Care During  
Quarter: 18# Placements During  
Quarter: 18# Children in Care On Last  
Day: 12
**Quarterly Provider Comparisons to All ILP/TLPS**

indicates average for all ILP/TLPS

**Overall Score (%)**

**OPM Monitoring Reviews (%)**

**Safety Outcomes (%)**

**Permanency Outcomes (%)**

**Well-Being Outcomes (%)**

**ILP/TLP Outcomes (%)**

**Incentives Earned (Points)**




# Performance-Based Placement Measures

## RBWO Provider GA+SCORECARD - ILP/TLP

Report Quarter: Q1 FY2018

<b>Provider/Program Name: Zion Foundation - Thea Lane (5260) - CCI</b>				
6511 Thea Lane, Columbus, GA 31907		Quarterly Scores (Grades)		Current Quarter Score (Grade)
Phone: 706-940-0370		Q1: 78.56 (C+)	Q2: N/A	78.56% (C+)
Vendor ID# 150308		Q3: N/A	Q4: N/A	
Program Census Information:		# Children in Care During Quarter: 18	# Placements During Quarter: 18	# Children in Care On Last Day: 12
	Avg Performance All ILP/TLPs (%)	Provider Performance (%)*	Possible Points (Weight)	Provider Points Earned
<b>OPM Monitoring Reviews</b>				
Annual Comprehensive Reviews	83%	Not Yet Conducted		
Safety Reviews	93%	Not Yet Conducted		
<b>Monitoring Sub-Total</b>				<b>0.00</b>
<b>ILP/TLP Safety Outcomes</b>				
Incidence of Maltreatment	0.00%	No Substantiated Reports	3	3.00
Staff Training	59%	100%	10	10.00
<b>Safety Sub-Total</b>			<b>13</b>	<b>13.00</b>
<b>ILP/TLP Permanency Outcomes</b>				
Placement Stability	90%	78%	3	2.34
<b>Permanency Sub-Total</b>			<b>3</b>	<b>2.34</b>
<b>ILP/TLP Well-Being Outcomes</b>				
EPSDT Medical Visits	82%	100%	4	4.00
EPSDT Dental Visits	77%	100%	4	4.00
Academic Supports	44%	11%	2	0.22
Provider ECEM Visits	79%	78%	4	3.12
Placements with Siblings	21%	0%	Not Scored	Not Scored
Placements within Legal County	24%	0%	Not Scored	Not Scored
<b>Well-Being Sub-Total</b>			<b>14</b>	<b>11.56</b>
<b>ILP/TLP Specialty Outcomes</b>				
Academic/Career Development	75%	71%	10	7.10
Ind Living Skills Provision	58%	57%	15	8.55
Financial Independence	52%	95%	5	4.75
Community Connections	73%	100%	5	5.00
WTLP/Life Coach	63%	17%	15	2.55
<b>Specialty Sub-Total</b>			<b>50</b>	<b>27.95</b>
*Performance calculation descriptions can be found in the FY 2018 RBWO PBP Measurements and Standards Guide.				

Monitoring &amp; Outcomes: Possible Points = 80

Points Earned = 54.85



# Performance-Based Placement Measures RBWO Provider GA+SCORECARD - ILP/TLP

Report Quarter: Q1 FY2018

<b>Score Before Incentives Credit</b>	<b>68.56%</b>
<b>Incentives Awarded</b>	<b>10.00 pts</b>
<b>PBP Verification</b>	<b>N/A pts</b>
<b>Total Score</b>	<b>78.56%</b>

Provider/Program Name: Zion Foundation - Thea Lane (5260) - CCI				
Program Census Information:		# Children in Care During Quarter: 18	# Placements During Quarter: 18	# Children in Care On Last Day: 12
ILP/TLP Incentive Credits	Avg Performance All ILP/TLPs (Points)	Provider Performance (%)*	Possible Points (Weight)	Provider Points Earned
No DJJ or DOC Involvement		94%	5	4.70
Extended Foster Care Services		0%	5	0.00
Positive Permanency Connections		10%	5	0.50
High School Graduation/College Participation/Professional Certification		50%	20	10.00
Part-Time Employment with Medical Benefits		0%	20	0.00
Living Arrangements at Discharge		0%	20	0.00
Additional Academic Supports		0%	2	0.00
Additional IL Skills Provision		0%	5	0.00
Active Agency Accreditation		0%	4	0.00
Staff Clinical Licensure		0%	5	0.00
<b>Incentives Total</b>	<b>13.70</b>		<b>91</b>	<b>15.20</b>
*Performance calculation descriptions can be found in the FY 2018 RBWO PBP Measurements and Standards Guide.				

Child Protective Services Investigations and Dispositions		
The following investigations data, which is not used for scoring but is considered significant to a provider's performance, is from Georgia SHINES and is not considered final or complete until the end of the fiscal year.		
Total Reports:	0	
Number Screened In:	0	
Number Screened Out:	0	
Number Substantiated:	0	
Number Unsubstantiated:	0	
Number Active CPS Investigations:	0	



# Performance-Based Placement Measures

## RBWO Provider GA+SCORECARD - ILP/TLP

Report Quarter: Q1 FY2018

**Provider/Program Name: Zion Foundation - Buena Vista Road (5261) - CCI**

3700 Buena Vista Rd., Columbus, GA 31906

Phone: 706-940-0370

Vendor ID# 144023

**Quarterly Scores (Grades)**

Q1: 83.93 (B-)

Q2: N/A

Q3: N/A

Q4: N/A

**Current Quarter Score (Grade)**

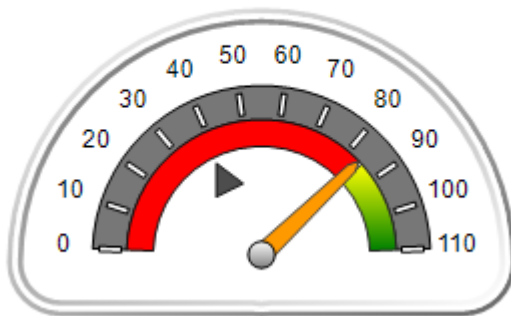
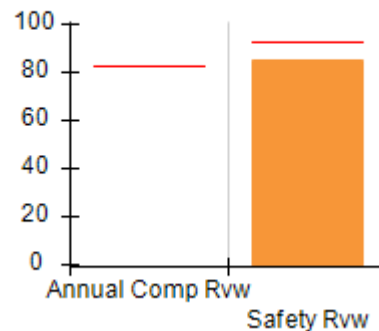
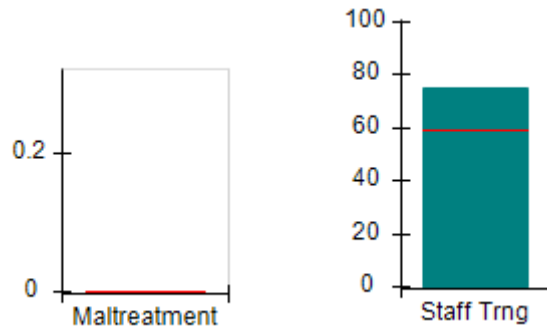
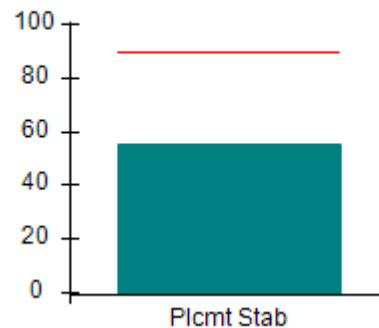
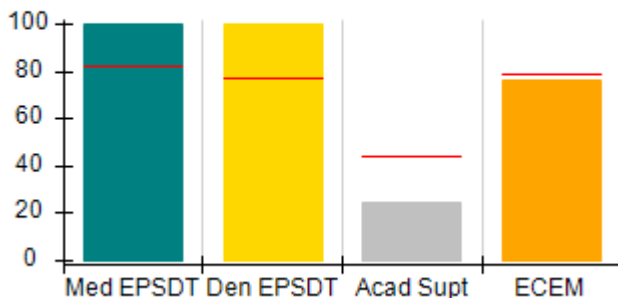
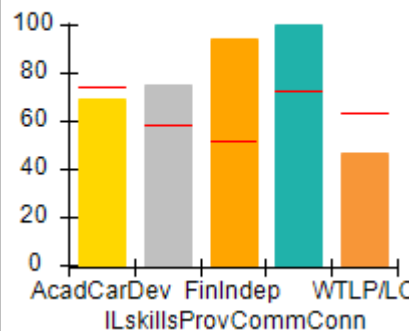
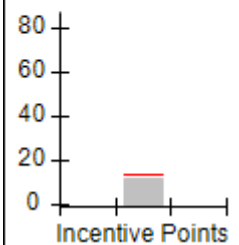
83.93%

(B-)

Program Census Information:

# Children in Care During  
Quarter: 11# Placements During  
Quarter: 11# Children in Care On Last  
Day: 6**Quarterly Provider Comparisons to All ILP/TLPs**

indicates average for all ILP/TLPs

**Overall Score (%)****OPM Monitoring Reviews (%)****Safety Outcomes (%)****Permanency Outcomes (%)****Well-Being Outcomes (%)****ILP/TLP Outcomes (%)****Incentives Earned (Points)**



# Performance-Based Placement Measures RBWO Provider GA+SCORECARD - ILP/TLP

Report Quarter: Q1 FY2018

<b>Provider/Program Name: Zion Foundation - Buena Vista Road (5261) - CCI</b>				
<b>3700 Buena Vista Rd., Columbus, GA 31906</b>		<b>Quarterly Scores (Grades)</b>		<b>Current Quarter Score (Grade)</b>
<b>Phone: 706-940-0370</b>		<b>Q1: 83.93 (B-)</b>	<b>Q2: N/A</b>	<b>83.93% (B-)</b>
<b>Vendor ID# 144023</b>		<b>Q3: N/A</b>	<b>Q4: N/A</b>	
Program Census Information:		# Children in Care During Quarter: 11	# Placements During Quarter: 11	# Children in Care On Last Day: 6
	<b>Avg Performance All ILP/TLPs (%)</b>	<b>Provider Performance (%)*</b>	<b>Possible Points (Weight)</b>	<b>Provider Points Earned</b>
<b>OPM Monitoring Reviews</b>				
Annual Comprehensive Reviews	83%	Not Yet Conducted		
Safety Reviews	93%	85%	5	4.25
<b>Monitoring Sub-Total</b>			<b>5</b>	<b>4.25</b>
<b>ILP/TLP Safety Outcomes</b>				
Incidence of Maltreatment	0.00%	No Substantiated Reports	3	3.00
Staff Training	59%	75%	10	7.50
<b>Safety Sub-Total</b>			<b>13</b>	<b>10.50</b>
<b>ILP/TLP Permanency Outcomes</b>				
Placement Stability	90%	55%	3	1.65
<b>Permanency Sub-Total</b>			<b>3</b>	<b>1.65</b>
<b>ILP/TLP Well-Being Outcomes</b>				
EPSDT Medical Visits	82%	100%	4	4.00
EPSDT Dental Visits	77%	100%	4	4.00
Academic Supports	44%	25%	2	0.50
Provider ECEM Visits	79%	76%	4	3.04
Placements with Siblings	21%	0%	Not Scored	Not Scored
Placements within Legal County	24%	14%	Not Scored	Not Scored
<b>Well-Being Sub-Total</b>			<b>14</b>	<b>11.54</b>
<b>ILP/TLP Specialty Outcomes</b>				
Academic/Career Development	75%	69%	10	6.90
Ind Living Skills Provision	58%	75%	15	11.25
Financial Independence	52%	94%	5	4.70
Community Connections	73%	100%	5	5.00
WTLTP/Life Coach	63%	47%	15	7.05
<b>Specialty Sub-Total</b>			<b>50</b>	<b>34.90</b>
*Performance calculation descriptions can be found in the FY 2018 RBWO PBP Measurements and Standards Guide.				

**Monitoring & Outcomes: Possible Points = 85****Points Earned = 62.84**





# Performance-Based Placement Measures

## RBWO Provider GA+SCORECARD - ILP/TLP

Report Quarter: Q1 FY2018

<b>Score Before Incentives Credit</b>	<b>73.93%</b>
<b>Incentives Awarded</b>	<b>10.00 pts</b>
<b>PBP Verification</b>	<b>N/A pts</b>
<b>Total Score</b>	<b>83.93%</b>

Provider/Program Name: Zion Foundation - Buena Vista Road (5261) - CCI				
Program Census Information:		# Children in Care During Quarter: 11	# Placements During Quarter: 11	# Children in Care On Last Day: 6
ILP/TLP Incentive Credits	Avg Performance All ILP/TLPs (Points)	Provider Performance (%)*	Possible Points (Weight)	Provider Points Earned
No DJJ or DOC Involvement		85%	5	4.25
Extended Foster Care Services		0%	5	0.00
Positive Permanency Connections		50%	5	2.50
High School Graduation/College Participation/Professional Certification		0%	20	0.00
Part-Time Employment with Medical Benefits		20%	20	4.00
Living Arrangements at Discharge		0%	20	0.00
Additional Academic Supports		14%	2	0.28
Additional IL Skills Provision		8%	5	0.40
Active Agency Accreditation		0%	4	0.00
Staff Clinical Licensure		0%	5	0.00
<b>Incentives Total</b>	<b>13.70</b>		<b>91</b>	<b>11.43</b>
*Performance calculation descriptions can be found in the FY 2018 RBWO PBP Measurements and Standards Guide.				

Child Protective Services Investigations and Dispositions		
The following investigations data, which is not used for scoring but is considered significant to a provider's performance, is from Georgia SHINES and is not considered final or complete until the end of the fiscal year.		
Total Reports:	0	
Number Screened In:	0	
Number Screened Out:	0	
Number Substantiated:	0	
Number Unsubstantiated:	0	
Number Active CPS Investigations:	0	