



**DHS, DFCS, Office of Provider Management**  
**Performance-Based Placement Measures**  
**RBWO Provider GA+SCORECARD - CPA**  
**Report Quarter: Q2 FY2018**

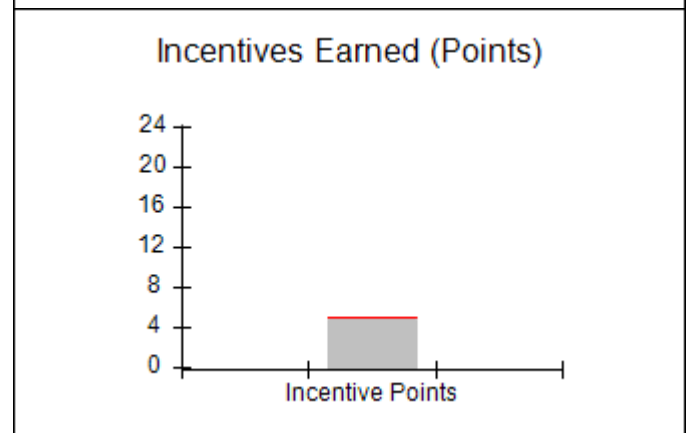
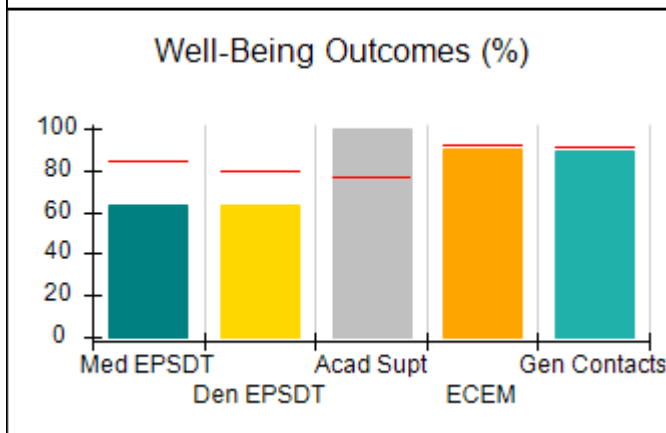
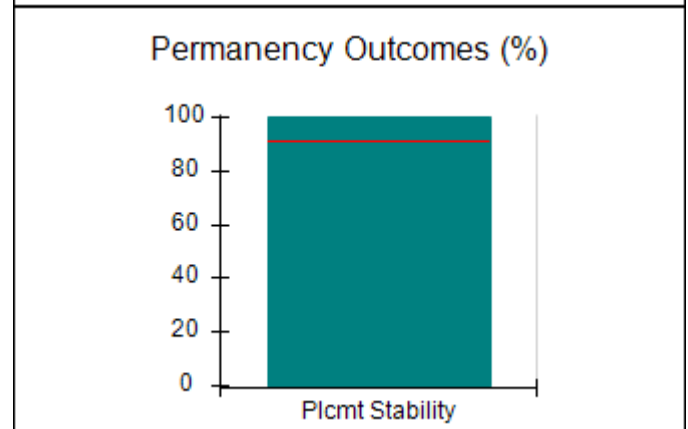
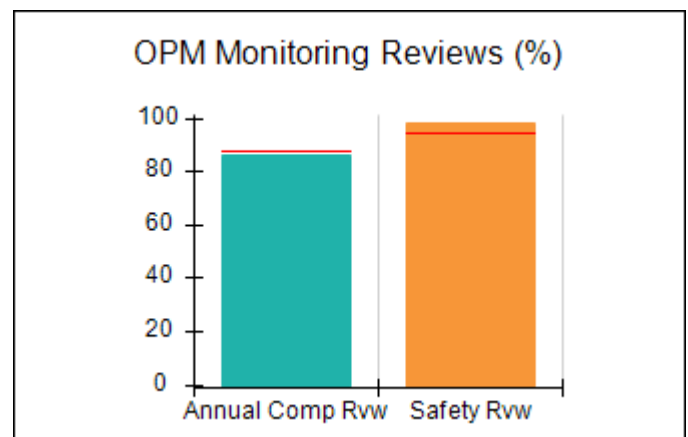
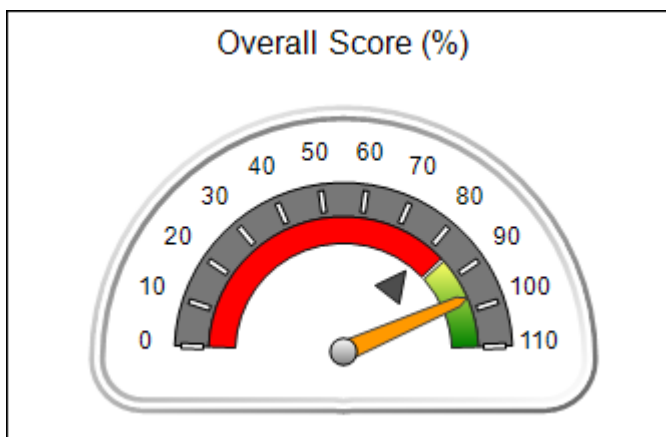


**Provider/Program Name: All God's Children - (861) - CPA**

<b>1671 Meriweather Dr., Watkinsville, GA 30677</b>  <b>Phone: 706-316-2421</b>  <b>Vendor ID# 35219</b>	Quarterly Scores (Grades)		Current Quarter Score (Grade)
	Q1: 97.83 (A+)	Q2: 96.58 (A)	<b>96.58%</b> <b>(A)</b>
	Q3: N/A	Q4: N/A	
# New Foster Homes During Quarter: 0	# Children in Care During Quarter: 11	# Placements During Quarter: 11	# Children in Care On Last Day: 10

**Quarterly Provider Comparisons to All CPAs**

▼ — indicates average for all CPAs





DHS, DFCS, Office of Provider Management  
**Performance-Based Placement Measures**  
**RBWO Provider GA+SCORECARD - CPA**  
 Report Quarter: Q2 FY2018



**Provider/Program Name: All God's Children - (861) - CPA**

1671 Meriweather Dr., Watkinsville, GA 30677  Phone: 706-316-2421  Vendor ID# 35219		Quarterly Scores (Grades)		Current Quarter Score (Grade)
		Q1: 97.83 (A+)	Q2: 96.58 (A)	96.58% (A)
		Q3: N/A	Q4: N/A	
# New Foster Homes During Quarter: 0		# Children in Care During Quarter: 11	# Placements During Quarter: 11	# Children in Care On Last Day: 10
	Avg Performance All CPAs (%)	Provider Performance (%)*	Possible Points (Weight)	Provider Points Earned
<b>OPM Monitoring Reviews</b>				
Annual Comprehensive Reviews	88%	86%	25	21.60
Safety Reviews	94%	98%	15	14.75
<b>Monitoring Sub-Total</b>			<b>40</b>	<b>36.35</b>
<b>CPA Safety Outcomes</b>				
Incidence of Maltreatment	0.20%	No Substantiated Reports	10	10.00
Staff Training	90%	100%	5	5.00
Staff Safety Checks	90%	100%	5	5.00
<b>Safety Sub-Total</b>			<b>20</b>	<b>20.00</b>
<b>CPA Permanency Outcomes</b>				
Placement Stability	91%	100%	15	15.00
<b>Permanency Sub-Total</b>			<b>15</b>	<b>15.00</b>
<b>CPA Well-Being Outcomes</b>				
EPSDT Medical Visits	85%	63%	4	2.52
EPSDT Dental Visits	79%	63%	4	2.52
Academic Supports	77%	100%	3	3.00
Provider ECEM Visits	92%	90%	7	6.30
Provider General Contacts	91%	89%	7	6.23
Placements with Siblings	64%	Not Eligible	Not Scored	Not Scored
Placements within Legal County	18%	43%	Not Scored	Not Scored
<b>Well-Being Sub-Total</b>			<b>25</b>	<b>20.57</b>

\*Performance calculation descriptions can be found in the FY 2018 RBWO PBP Measurements and Standards Guide.

<b>Monitoring &amp; Outcomes: Possible Points = 100</b>		<b>Points Earned: 91.92</b>	
<b>Score Before Incentives Credit</b>			<b>91.92%</b>
<b>Incentives Awarded</b>			<b>4.66 pts</b>
<b>PBP Verification</b>			<b>N/A pts</b>
<b>Total Score</b>			<b>96.58%</b>



**DHS, DFCS, Office of Provider Management**  
**Performance-Based Placement Measures**  
**RBWO Provider GA+SCORECARD - CPA**  
**Report Quarter: Q2 FY2018**



**Provider/Program Name: All God's Children - (861) - CPA**

# New Foster Homes During Quarter: 0		# Children in Care During Quarter: 11	# Placements During Quarter: 11	# Children in Care On Last Day: 10
CPA Incentive Credits	Avg Performance All CPAs (%)	Provider Performance (%)*	Possible Points (Weight)	Provider Points Earned
Early EPSDT Medical Visits		33%	2	0.66
Early EPSDT Dental Visits		57%	2	1.14
Permanency Contacts		0%	5	0.00
Additional Academic Supports		43%	2	0.86
Foster Hm Retention Rate (threshold = 90)		83%	2	0.00
Foster Hm Recruitment (threshold = 100)		200%	2	2.00
Active Agency Accreditation		0%	4	0.00
Staff Clinical Licensure		0%	5	0.00
<b>Incentives Total</b>	<b>4.93</b>		<b>24</b>	<b>4.66</b>
Maximum total combined incentive credit allowed is 10 points.			<b>Incentives Awarded</b>	<b>4.66</b>

\*Performance calculation descriptions can be found in the FY 2018 RBWO PBP Measurements and Standards Guide.

**Child Protective Services Investigations and Dispositions**

The following investigations data, which is not used for scoring but is considered significant to a provider's performance, is from Georgia SHINES and is not considered final or complete until the end of the fiscal year.

Total Reports:	0	
Number Screened In:	0	
Number Screened Out:	0	
Number Substantiated:	0	
Number Unsubstantiated:	0	
Number Active CPS Investigations:	0	



DHS, DFCS, Office of Provider Management  
**Performance-Based Placement Measures**  
**RBWO Provider GA+SCORECARD - CPA**  
Report Quarter: Q2 FY2018



**Provider/Program Name: ALR Family Services, Inc. - (5140) - CPA**

1518 Airport Road, Hinesville, GA 31313

Phone: 912-877-7928

Vendor ID# 114739

**Quarterly Scores (Grades)**

Q1: 88.25 (B+)

Q2: 90.76 (A-)

Q3: N/A

Q4: N/A

**Current Quarter Score (Grade)**

**90.76%**  
**(A-)**

# New Foster Homes During Quarter: 0

# Children in Care During  
Quarter: 26

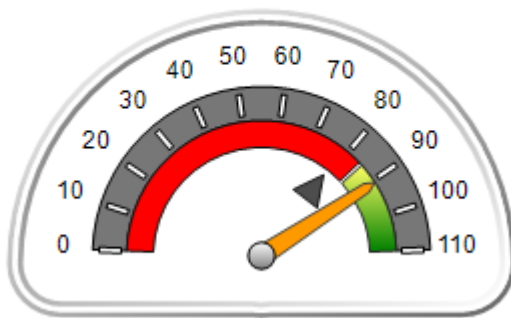
# Placements During  
Quarter: 30

# Children in Care On Last  
Day: 19

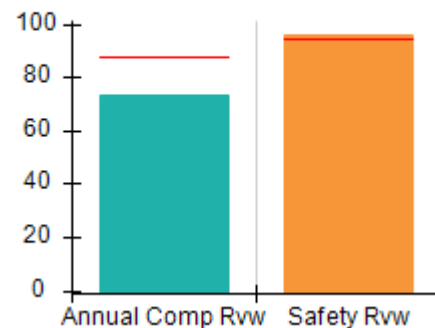
**Quarterly Provider Comparisons to All CPAs**

— indicates average for all CPAs

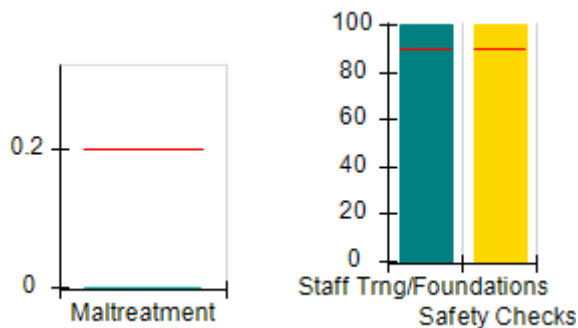
**Overall Score (%)**



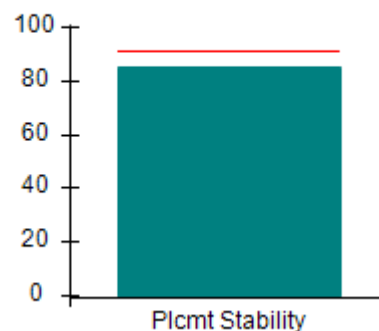
**OPM Monitoring Reviews (%)**



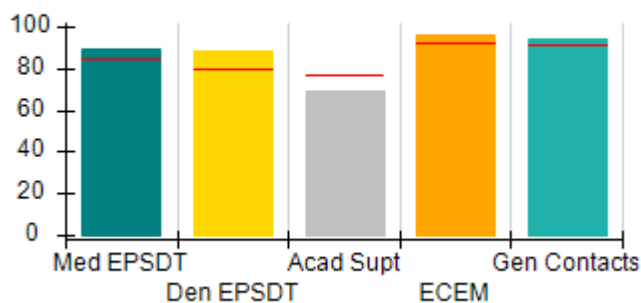
**Safety Outcomes (%)**



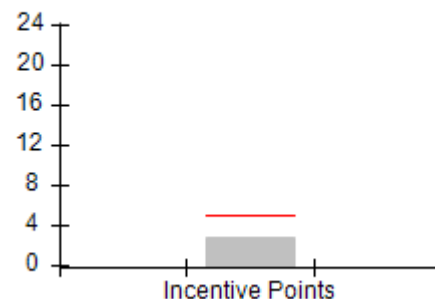
**Permanency Outcomes (%)**



**Well-Being Outcomes (%)**



**Incentives Earned (Points)**





DHS, DFCS, Office of Provider Management  
**Performance-Based Placement Measures**  
**RBWO Provider GA+SCORECARD - CPA**  
 Report Quarter: Q2 FY2018



**Provider/Program Name: ALR Family Services, Inc. - (5140) - CPA**

1518 Airport Road, Hinesville, GA 31313  Phone: 912-877-7928  Vendor ID# 114739	Quarterly Scores (Grades)		Current Quarter Score (Grade)
	Q1: 88.25 (B+)	Q2: 90.76 (A-)	90.76%
	Q3: N/A	Q4: N/A	(A-)

# New Foster Homes During Quarter: 0	# Children in Care During Quarter: 26	# Placements During Quarter: 30	# Children in Care On Last Day: 19
--------------------------------------	---------------------------------------	---------------------------------	------------------------------------

	Avg Performance All CPAs (%)	Provider Performance (%)*	Possible Points (Weight)	Provider Points Earned
--	------------------------------	---------------------------	--------------------------	------------------------

**OPM Monitoring Reviews**

Annual Comprehensive Reviews	88%	73%	25	18.37
Safety Reviews	94%	96%	15	14.37
<b>Monitoring Sub-Total</b>			<b>40</b>	<b>32.74</b>

**CPA Safety Outcomes**

Incidence of Maltreatment	0.20%	No Substantiated Reports	10	10.00
Staff Training	90%	100%	5	5.00
Staff Safety Checks	90%	100%	5	5.00
<b>Safety Sub-Total</b>			<b>20</b>	<b>20.00</b>

**CPA Permanency Outcomes**

Placement Stability	91%	85%	15	12.75
<b>Permanency Sub-Total</b>			<b>15</b>	<b>12.75</b>

**CPA Well-Being Outcomes**

EPSDT Medical Visits	85%	89%	4	3.56
EPSDT Dental Visits	79%	88%	4	3.52
Academic Supports	77%	69%	3	2.07
Provider ECEM Visits	92%	96%	7	6.72
Provider General Contacts	91%	94%	7	6.58
Placements with Siblings	64%	64%	Not Scored	Not Scored
Placements within Legal County	18%	100%	Not Scored	Not Scored
<b>Well-Being Sub-Total</b>			<b>25</b>	<b>22.45</b>

\*Performance calculation descriptions can be found in the FY 2018 RBWO PBP Measurements and Standards Guide.

<b>Monitoring &amp; Outcomes: Possible Points = 100</b>	<b>Points Earned: 87.94</b>
<b>Score Before Incentives Credit</b>	<b>87.94%</b>
<b>Incentives Awarded</b>	<b>2.82 pts</b>
<b>PBP Verification</b>	<b>N/A pts</b>
<b>Total Score</b>	<b>90.76%</b>



**DHS, DFCS, Office of Provider Management**  
**Performance-Based Placement Measures**  
**RBWO Provider GA+SCORECARD - CPA**  
**Report Quarter: Q2 FY2018**



**Provider/Program Name: ALR Family Services, Inc. - (5140) - CPA**

# New Foster Homes During Quarter: 0		# Children in Care During Quarter: 26	# Placements During Quarter: 30	# Children in Care On Last Day: 19
CPA Incentive Credits	Avg Performance All CPAs (%)	Provider Performance (%)*	Possible Points (Weight)	Provider Points Earned
Early EPSDT Medical Visits		67%	2	1.34
Early EPSDT Dental Visits		67%	2	1.34
Permanency Contacts		0%	5	0.00
Additional Academic Supports		7%	2	0.14
Foster Hm Retention Rate (threshold = 90)		83%	2	0.00
Foster Hm Recruitment (threshold = 100)		0%	2	0.00
Active Agency Accreditation		0%	4	0.00
Staff Clinical Licensure		0%	5	0.00
<b>Incentives Total</b>	<b>4.93</b>		<b>24</b>	<b>2.82</b>
Maximum total combined incentive credit allowed is 10 points.			<b>Incentives Awarded</b>	<b>2.82</b>

\*Performance calculation descriptions can be found in the FY 2018 RBWO PBP Measurements and Standards Guide.

**Child Protective Services Investigations and Dispositions**

The following investigations data, which is not used for scoring but is considered significant to a provider's performance, is from Georgia SHINES and is not considered final or complete until the end of the fiscal year.

Total Reports:	2
Number Screened In:	2
Number Screened Out:	0
Number Substantiated:	0
Number Unsubstantiated:	1
Number Active CPS Investigations:	1



DHS, DFCS, Office of Provider Management

## Performance-Based Placement Measures

### RBWO Provider GA+SCORECARD - CPA



Report Quarter: Q2 FY2018

**Provider/Program Name: Benchmark Family Services, Inc - Augusta (5150) - CPA**

4389 West Maysfield Drive, Augusta, GA 30909-9648

Phone: 706-868-7200

Vendor ID# 115566

#### Quarterly Scores (Grades)

Q1: 93.58 (A-)

Q2: 91.01 (A-)

Q3: N/A

Q4: N/A

#### Current Quarter Score (Grade)

91.01%

(A-)

# New Foster Homes During Quarter: 3

# Children in Care During Quarter: 31

# Placements During Quarter: 34

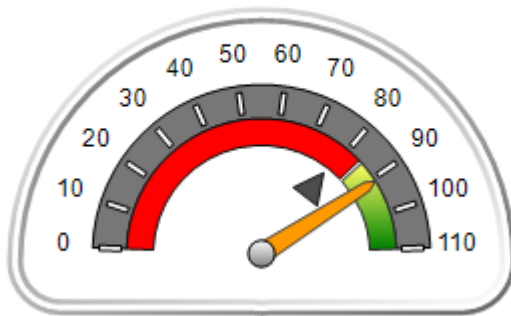
# Children in Care On Last Day: 23

### Quarterly Provider Comparisons to All CPAs

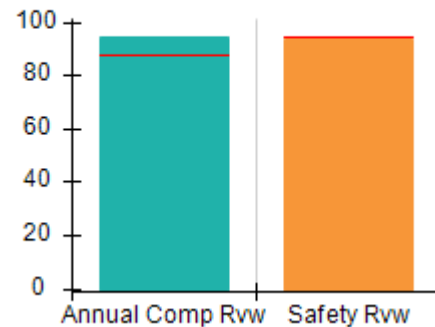


indicates average for all CPAs

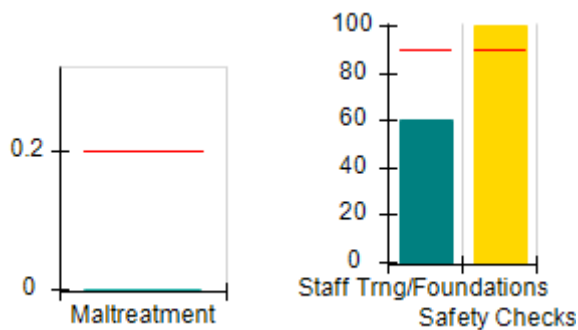
#### Overall Score (%)



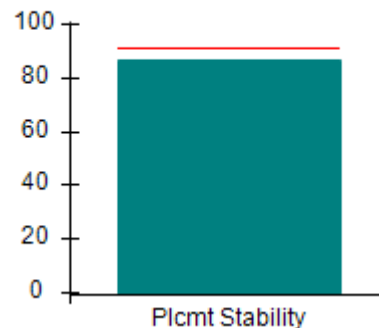
#### OPM Monitoring Reviews (%)



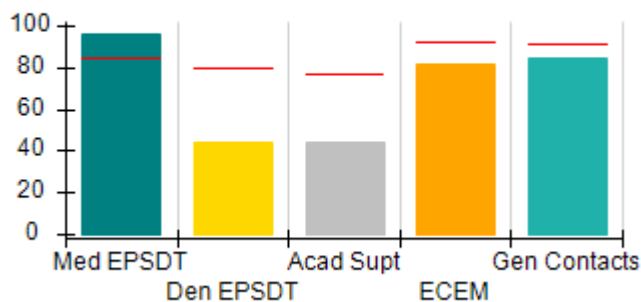
#### Safety Outcomes (%)



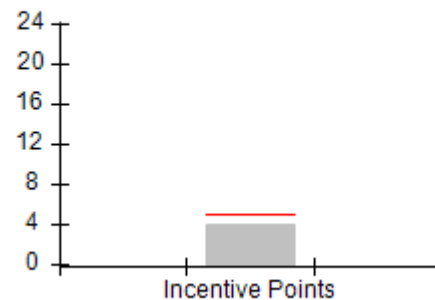
#### Permanency Outcomes (%)



#### Well-Being Outcomes (%)



#### Incentives Earned (Points)





DHS, DFCS, Office of Provider Management  
**Performance-Based Placement Measures**  
**RBWO Provider GA+SCORECARD - CPA**  
**Report Quarter: Q2 FY2018**



**Provider/Program Name: Benchmark Family Services, Inc - Augusta (5150) - CPA**

<b>4389 West Maysfield Drive, Augusta, GA 30909-9648</b> <b>Phone: 706-868-7200</b> <b>Vendor ID# 115566</b>		Quarterly Scores (Grades)		Current Quarter Score (Grade)
		Q1: 93.58 (A-)	Q2: 91.01 (A-)	<b>91.01%</b> <b>(A-)</b>
		Q3: N/A	Q4: N/A	
# New Foster Homes During Quarter: 3		# Children in Care During Quarter: 31	# Placements During Quarter: 34	# Children in Care On Last Day: 23
	Avg Performance All CPAs (%)	Provider Performance (%)*	Possible Points (Weight)	Provider Points Earned
<b>OPM Monitoring Reviews</b>				
Annual Comprehensive Reviews	88%	94%	25	23.53
Safety Reviews	94%	93%	15	14.02
<b>Monitoring Sub-Total</b>			<b>40</b>	<b>37.55</b>
<b>CPA Safety Outcomes</b>				
Incidence of Maltreatment	0.20%	No Substantiated Reports	10	10.00
Staff Training	90%	60%	5	3.00
Staff Safety Checks	90%	100%	5	5.00
<b>Safety Sub-Total</b>			<b>20</b>	<b>18.00</b>
<b>CPA Permanency Outcomes</b>				
Placement Stability	91%	87%	15	13.05
<b>Permanency Sub-Total</b>			<b>15</b>	<b>13.05</b>
<b>CPA Well-Being Outcomes</b>				
EPSDT Medical Visits	85%	96%	4	3.84
EPSDT Dental Visits	79%	44%	4	1.76
Academic Supports	77%	44%	3	1.32
Provider ECEM Visits	92%	82%	7	5.74
Provider General Contacts	91%	84%	7	5.88
Placements with Siblings	64%	59%	Not Scored	Not Scored
Placements within Legal County	18%	22%	Not Scored	Not Scored
<b>Well-Being Sub-Total</b>			<b>25</b>	<b>18.54</b>

\*Performance calculation descriptions can be found in the FY 2018 RBWO PBP Measurements and Standards Guide.

<b>Monitoring &amp; Outcomes: Possible Points = 100</b>		<b>Points Earned: 87.14</b>	
<b>Score Before Incentives Credit</b>			<b>87.14%</b>
<b>Incentives Awarded</b>			<b>3.87 pts</b>
<b>PBP Verification</b>			<b>N/A pts</b>
<b>Total Score</b>			<b>91.01%</b>





**DHS, DFCS, Office of Provider Management**  
**Performance-Based Placement Measures**  
**RBWO Provider GA+SCORECARD - CPA**  
**Report Quarter: Q2 FY2018**



**Provider/Program Name: Benchmark Family Services, Inc - Augusta (5150) - CPA**

# New Foster Homes During Quarter: 3		# Children in Care During Quarter: 31	# Placements During Quarter: 34	# Children in Care On Last Day: 23
CPA Incentive Credits	Avg Performance All CPAs (%)	Provider Performance (%)*	Possible Points (Weight)	Provider Points Earned
Early EPSDT Medical Visits		33%	2	0.66
Early EPSDT Dental Visits		21%	2	0.42
Permanency Contacts		5%	5	0.25
Additional Academic Supports		2%	2	0.04
Foster Hm Retention Rate (threshold = 90)		86%	2	0.00
Foster Hm Recruitment (threshold = 100)		75%	2	0.00
Active Agency Accreditation		50%	4	2.00
Staff Clinical Licensure		10%	5	0.50
<b>Incentives Total</b>	<b>4.93</b>		<b>24</b>	<b>3.87</b>
Maximum total combined incentive credit allowed is 10 points.			<b>Incentives Awarded</b>	<b>3.87</b>

\*Performance calculation descriptions can be found in the FY 2018 RBWO PBP Measurements and Standards Guide.

**Child Protective Services Investigations and Dispositions**

The following investigations data, which is not used for scoring but is considered significant to a provider's performance, is from Georgia SHINES and is not considered final or complete until the end of the fiscal year.

Total Reports:	1
Number Screened In:	1
Number Screened Out:	0
Number Substantiated:	0
Number Unsubstantiated:	0
Number Active CPS Investigations:	1



DHS, DFCS, Office of Provider Management

## Performance-Based Placement Measures

### RBWO Provider GA+SCORECARD - CPA



Report Quarter: Q2 FY2018

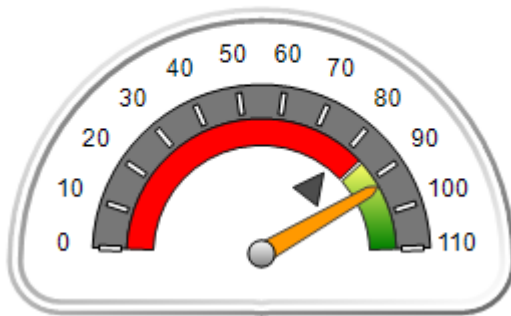
**Provider/Program Name: Benchmark Family Services, Inc - Brunswick (5149) - CPA**

<b>93 Benchmark Way, Brunswick, GA 31520</b> <b>Phone: 912-262-2777</b> <b>Vendor ID# 115567</b>	Quarterly Scores (Grades)		Current Quarter Score (Grade)
	Q1: 90.63 (A-)	Q2: 92.58 (A-)	<b>92.58%</b> <b>(A-)</b>
	Q3: N/A	Q4: N/A	
# New Foster Homes During Quarter: 2	# Children in Care During Quarter: 48	# Placements During Quarter: 56	# Children in Care On Last Day: 39

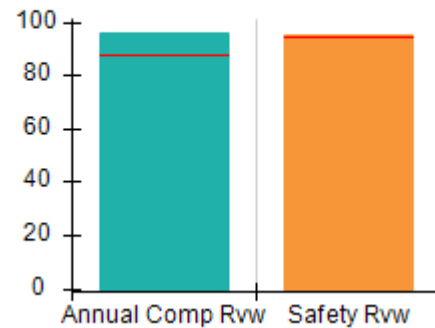
### Quarterly Provider Comparisons to All CPAs

— indicates average for all CPAs

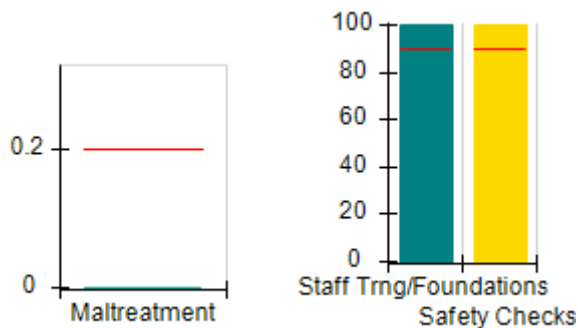
Overall Score (%)



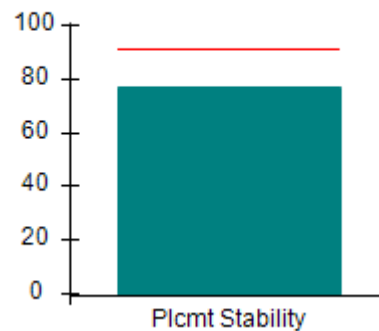
OPM Monitoring Reviews (%)



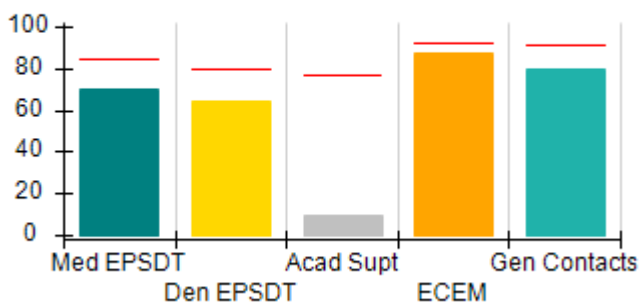
Safety Outcomes (%)



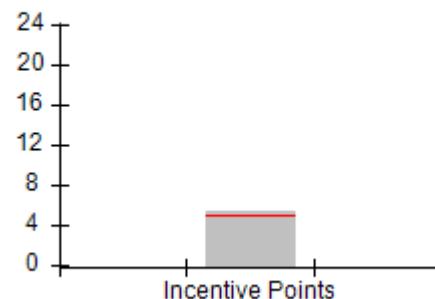
Permanency Outcomes (%)



Well-Being Outcomes (%)



Incentives Earned (Points)





DHS, DFCS, Office of Provider Management  
**Performance-Based Placement Measures**  
**RBWO Provider GA+SCORECARD - CPA**  
 Report Quarter: Q2 FY2018



**Provider/Program Name: Benchmark Family Services, Inc - Brunswick (5149) - CPA**

<b>93 Benchmark Way, Brunswick, GA 31520</b>  <b>Phone: 912-262-2777</b>  <b>Vendor ID# 115567</b>		<b>Quarterly Scores (Grades)</b>		<b>Current Quarter Score (Grade)</b>
		<b>Q1: 90.63 (A-)</b>	<b>Q2: 92.58 (A-)</b>	<b>92.58%</b>
		<b>Q3: N/A</b>	<b>Q4: N/A</b>	<b>(A-)</b>
# New Foster Homes During Quarter: 2		# Children in Care During Quarter: 48	# Placements During Quarter: 56	# Children in Care On Last Day: 39
	<b>Avg Performance All CPAs (%)</b>	<b>Provider Performance (%)*</b>	<b>Possible Points (Weight)</b>	<b>Provider Points Earned</b>
<b>OPM Monitoring Reviews</b>				
Annual Comprehensive Reviews	88%	96%	25	24.00
Safety Reviews	94%	95%	15	14.25
<b>Monitoring Sub-Total</b>			<b>40</b>	<b>38.25</b>
<b>CPA Safety Outcomes</b>				
Incidence of Maltreatment	0.20%	No Substantiated Reports	10	10.00
Staff Training	90%	100%	5	5.00
Staff Safety Checks	90%	100%	5	5.00
<b>Safety Sub-Total</b>			<b>20</b>	<b>20.00</b>
<b>CPA Permanency Outcomes</b>				
Placement Stability	91%	77%	15	11.55
<b>Permanency Sub-Total</b>			<b>15</b>	<b>11.55</b>
<b>CPA Well-Being Outcomes</b>				
EPSDT Medical Visits	85%	70%	4	2.80
EPSDT Dental Visits	79%	64%	4	2.56
Academic Supports	77%	10%	3	0.30
Provider ECEM Visits	92%	87%	7	6.09
Provider General Contacts	91%	80%	7	5.60
Placements with Siblings	64%	82%	Not Scored	Not Scored
Placements within Legal County	18%	0%	Not Scored	Not Scored
<b>Well-Being Sub-Total</b>			<b>25</b>	<b>17.35</b>

\*Performance calculation descriptions can be found in the FY 2018 RBWO PBP Measurements and Standards Guide.

<b>Monitoring &amp; Outcomes: Possible Points = 100</b>		<b>Points Earned: 87.15</b>	
<b>Score Before Incentives Credit</b>			<b>87.15%</b>
<b>Incentives Awarded</b>			<b>5.43 pts</b>
<b>PBP Verification</b>			<b>N/A pts</b>
<b>Total Score</b>			<b>92.58%</b>



DHS, DFCS, Office of Provider Management  
**Performance-Based Placement Measures**  
**RBWO Provider GA+SCORECARD - CPA**  
Report Quarter: Q2 FY2018



**Provider/Program Name: Benchmark Family Services, Inc - Brunswick (5149) - CPA**

# New Foster Homes During Quarter: 2		# Children in Care During Quarter: 48	# Placements During Quarter: 56	# Children in Care On Last Day: 39
CPA Incentive Credits	Avg Performance All CPAs (%)	Provider Performance (%)*	Possible Points (Weight)	Provider Points Earned
Early EPSDT Medical Visits		50%	2	1.00
Early EPSDT Dental Visits		29%	2	0.58
Permanency Contacts		23%	5	1.15
Additional Academic Supports		10%	2	0.20
Foster Hm Retention Rate (threshold = 90)		81%	2	0.00
Foster Hm Recruitment (threshold = 100)		50%	2	0.00
Active Agency Accreditation		50%	4	2.00
Staff Clinical Licensure		10%	5	0.50
<b>Incentives Total</b>	<b>4.93</b>		<b>24</b>	<b>5.43</b>
Maximum total combined incentive credit allowed is 10 points.			<b>Incentives Awarded</b>	<b>5.43</b>

\*Performance calculation descriptions can be found in the FY 2018 RBWO PBP Measurements and Standards Guide.

**Child Protective Services Investigations and Dispositions**

The following investigations data, which is not used for scoring but is considered significant to a provider's performance, is from Georgia SHINES and is not considered final or complete until the end of the fiscal year.

Total Reports:	1
Number Screened In:	0
Number Screened Out:	1
Number Substantiated:	0
Number Unsubstantiated:	0
Number Active CPS Investigations:	0



DHS, DFCS, Office of Provider Management

## Performance-Based Placement Measures

### RBWO Provider GA+SCORECARD - CPA



Report Quarter: Q2 FY2018

**Provider/Program Name: Benchmark Family Services, Inc - Columbus (5113) - CPA**

506 Manchester Expressway, Columbus, GA  
31904-6444

Phone: 706-405-4256

Vendor ID# 99720

#### Quarterly Scores (Grades)

Q1: 82.62 (B-)

Q2: 90.50 (A-)

Q3: N/A

Q4: N/A

#### Current Quarter Score (Grade)

90.50%

(A-)

# New Foster Homes During Quarter: 1

# Children in Care During  
Quarter: 37

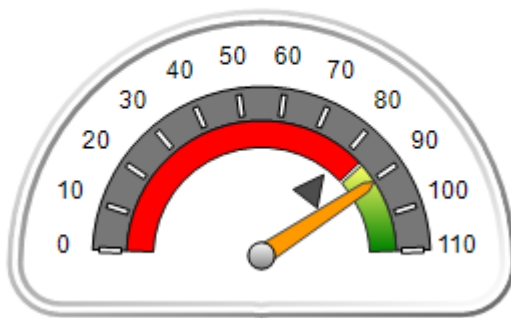
# Placements During  
Quarter: 39

# Children in Care On Last  
Day: 32

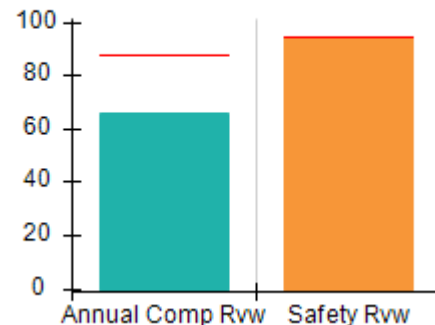
### Quarterly Provider Comparisons to All CPAs

▼ — indicates average for all CPAs

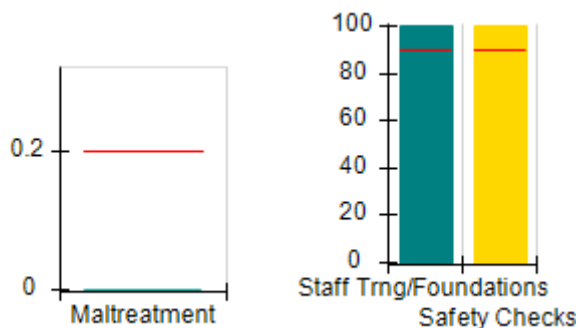
#### Overall Score (%)



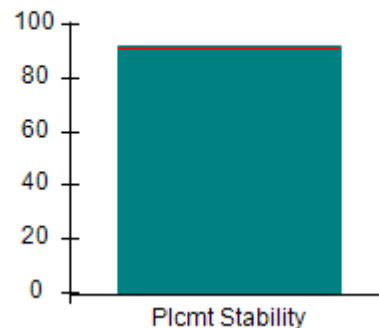
#### OPM Monitoring Reviews (%)



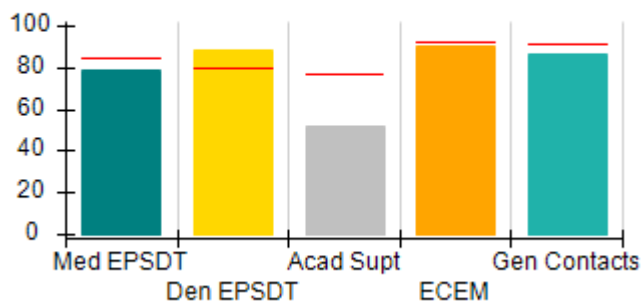
#### Safety Outcomes (%)



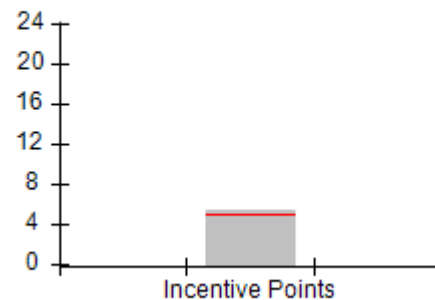
#### Permanency Outcomes (%)



#### Well-Being Outcomes (%)



#### Incentives Earned (Points)





DHS, DFCS, Office of Provider Management  
**Performance-Based Placement Measures**  
**RBWO Provider GA+SCORECARD - CPA**  
**Report Quarter: Q2 FY2018**



**Provider/Program Name: Benchmark Family Services, Inc - Columbus (5113) - CPA**

**506 Manchester Expressway, Columbus, GA 31904-6444**

**Phone: 706-405-4256**

**Vendor ID# 99720**

**Quarterly Scores (Grades)**

**Current Quarter Score (Grade)**

**Q1: 82.62 (B-)**

**Q2: 90.50 (A-)**

**90.50%**

**Q3: N/A**

**Q4: N/A**

**(A-)**

# New Foster Homes During Quarter: 1

# Children in Care During Quarter: 37

# Placements During Quarter: 39

# Children in Care On Last Day: 32

**Avg Performance All CPAs (%)**

**Provider Performance (%)\***

**Possible Points (Weight)**

**Provider Points Earned**

**OPM Monitoring Reviews**

Annual Comprehensive Reviews	88%	66%	25	16.52
Safety Reviews	94%	95%	15	14.18
<b>Monitoring Sub-Total</b>			<b>40</b>	<b>30.70</b>

**CPA Safety Outcomes**

Incidence of Maltreatment	0.20%	No Substantiated Reports	10	10.00
Staff Training	90%	100%	5	5.00
Staff Safety Checks	90%	100%	5	5.00
<b>Safety Sub-Total</b>			<b>20</b>	<b>20.00</b>

**CPA Permanency Outcomes**

Placement Stability	91%	92%	15	13.80
<b>Permanency Sub-Total</b>			<b>15</b>	<b>13.80</b>

**CPA Well-Being Outcomes**

EPSDT Medical Visits	85%	79%	4	3.16
EPSDT Dental Visits	79%	88%	4	3.52
Academic Supports	77%	52%	3	1.56
Provider ECEM Visits	92%	90%	7	6.30
Provider General Contacts	91%	86%	7	6.02
Placements with Siblings	64%	60%	Not Scored	Not Scored
Placements within Legal County	18%	71%	Not Scored	Not Scored
<b>Well-Being Sub-Total</b>			<b>25</b>	<b>20.56</b>

\*Performance calculation descriptions can be found in the FY 2018 RBWO PBP Measurements and Standards Guide.

**Monitoring & Outcomes: Possible Points = 100**

**Points Earned: 85.06**

**Score Before Incentives Credit**

**85.06%**

**Incentives Awarded**

**5.44 pts**

**PBP Verification**

**N/A pts**

**Total Score**

**90.50%**



**DHS, DFCS, Office of Provider Management**  
**Performance-Based Placement Measures**  
**RBWO Provider GA+SCORECARD - CPA**  
**Report Quarter: Q2 FY2018**



**Provider/Program Name: Benchmark Family Services, Inc - Columbus (5113) - CPA**

# New Foster Homes During Quarter: 1		# Children in Care During Quarter: 37	# Placements During Quarter: 39	# Children in Care On Last Day: 32
CPA Incentive Credits	Avg Performance All CPAs (%)	Provider Performance (%)*	Possible Points (Weight)	Provider Points Earned
Early EPSDT Medical Visits		67%	2	1.34
Early EPSDT Dental Visits		64%	2	1.28
Permanency Contacts		0%	5	0.00
Additional Academic Supports		41%	2	0.82
Foster Hm Retention Rate (threshold = 90)		84%	2	0.00
Foster Hm Recruitment (threshold = 100)		25%	2	0.00
Active Agency Accreditation		50%	4	2.00
Staff Clinical Licensure		0%	5	0.00
<b>Incentives Total</b>	<b>4.93</b>		<b>24</b>	<b>5.44</b>
Maximum total combined incentive credit allowed is 10 points.			<b>Incentives Awarded</b>	<b>5.44</b>

\*Performance calculation descriptions can be found in the FY 2018 RBWO PBP Measurements and Standards Guide.

**Child Protective Services Investigations and Dispositions**

The following investigations data, which is not used for scoring but is considered significant to a provider's performance, is from Georgia SHINES and is not considered final or complete until the end of the fiscal year.

Total Reports:	0
Number Screened In:	0
Number Screened Out:	0
Number Substantiated:	0
Number Unsubstantiated:	0
Number Active CPS Investigations:	0



DHS, DFCS, Office of Provider Management  
**Performance-Based Placement Measures**  
**RBWO Provider GA+SCORECARD - CPA**



Report Quarter: Q2 FY2018

**Provider/Program Name: Benchmark Family Services, Inc - Jonesboro (formerly Lifeway for Youth) (973) - CPA**

9478 Winding Way Lane, Jonesboro, GA 30238-6056

Phone: 770-210-8745

Vendor ID# 35445

Quarterly Scores (Grades)

Q1: 91.95 (A-)

Q2: 100.34 (A+)

Q3: N/A

Q4: N/A

Current Quarter Score (Grade)

**100.34%**  
**(A+)**

# New Foster Homes During Quarter: 3

# Children in Care During Quarter: 40

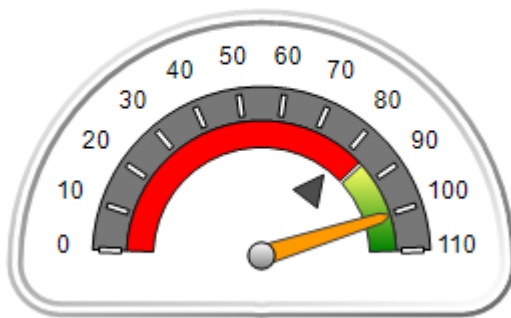
# Placements During Quarter: 41

# Children in Care On Last Day: 37

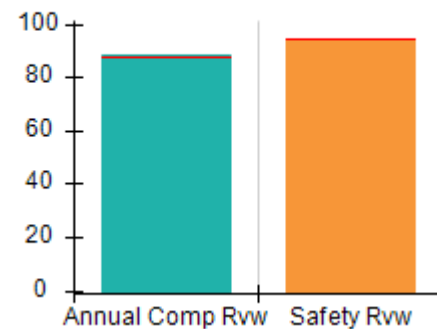
**Quarterly Provider Comparisons to All CPAs**

— indicates average for all CPAs

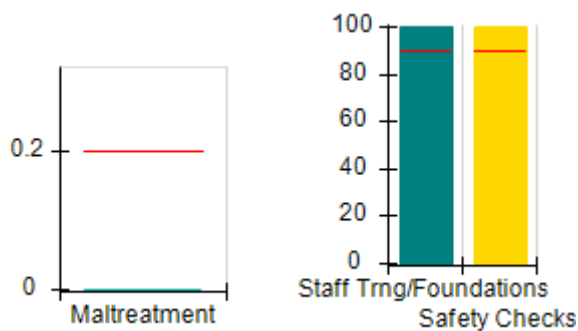
Overall Score (%)



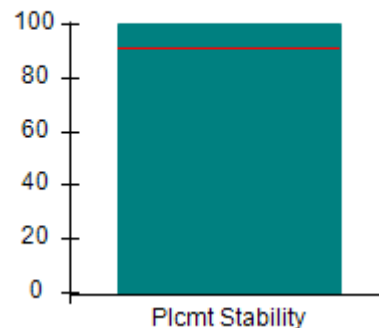
OPM Monitoring Reviews (%)



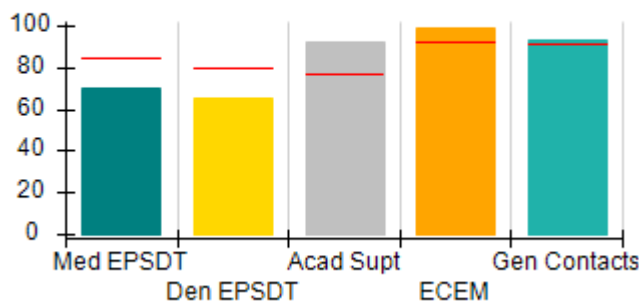
Safety Outcomes (%)



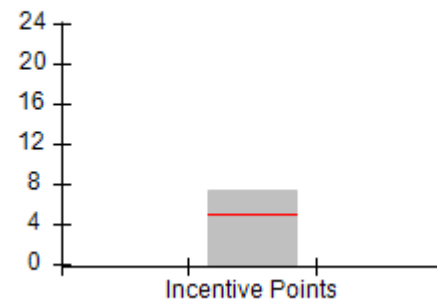
Permanency Outcomes (%)



Well-Being Outcomes (%)



Incentives Earned (Points)







# Performance-Based Placement Measures RBWO Provider GA+SCORECARD - CPA

Report Quarter: Q2 FY2018

**Provider/Program Name: Benchmark Family Services, Inc - Jonesboro (formerly Lifeway for Youth) (973) - CPA**

9478 Winding Way Lane, Jonesboro, GA 30238-6056  Phone: 770-210-8745  Vendor ID# 35445	Quarterly Scores (Grades)		Current Quarter Score (Grade)
	Q1: 91.95 (A-)	Q2: 100.34 (A+)	100.34% (A+)
	Q3: N/A	Q4: N/A	

# New Foster Homes During Quarter: 3	# Children in Care During Quarter: 40	# Placements During Quarter: 41	# Children in Care On Last Day: 37
	Avg Performance All CPAs (%)	Provider Performance (%)*	Possible Points (Weight)
			Provider Points Earned

**OPM Monitoring Reviews**

Annual Comprehensive Reviews	88%	89%	25	22.17
Safety Reviews	94%	94%	15	14.16
<b>Monitoring Sub-Total</b>			<b>40</b>	<b>36.34</b>

**CPA Safety Outcomes**

Incidence of Maltreatment	0.20%	No Substantiated Reports	10	10.00
Staff Training	90%	100%	5	5.00
Staff Safety Checks	90%	100%	5	5.00
<b>Safety Sub-Total</b>			<b>20</b>	<b>20.00</b>

**CPA Permanency Outcomes**

Placement Stability	91%	100%	15	15.00
<b>Permanency Sub-Total</b>			<b>15</b>	<b>15.00</b>

**CPA Well-Being Outcomes**

EPSDT Medical Visits	85%	70%	4	2.80
EPSDT Dental Visits	79%	65%	4	2.60
Academic Supports	77%	92%	3	2.76
Provider ECEM Visits	92%	99%	7	6.93
Provider General Contacts	91%	93%	7	6.51
Placements with Siblings	64%	68%	Not Scored	Not Scored
Placements within Legal County	18%	0%	Not Scored	Not Scored
<b>Well-Being Sub-Total</b>			<b>25</b>	<b>21.60</b>

\*Performance calculation descriptions can be found in the FY 2018 RBWO PBP Measurements and Standards Guide.

<b>Monitoring &amp; Outcomes: Possible Points = 100</b>		<b>Points Earned: 92.94</b>	
<b>Score Before Incentives Credit</b>			<b>92.94%</b>
<b>Incentives Awarded</b>			<b>7.40 pts</b>
<b>PBP Verification</b>			<b>N/A pts</b>
<b>Total Score</b>			<b>100.34%</b>



**DHS, DFCS, Office of Provider Management**  
**Performance-Based Placement Measures**  
**RBWO Provider GA+SCORECARD - CPA**



**Report Quarter: Q2 FY2018**

**Provider/Program Name: Benchmark Family Services, Inc - Jonesboro (formerly Lifeway for Youth) (973) - CPA**

# New Foster Homes During Quarter: 3		# Children in Care During Quarter: 40	# Placements During Quarter: 41	# Children in Care On Last Day: 37
CPA Incentive Credits	Avg Performance All CPAs (%)	Provider Performance (%)*	Possible Points (Weight)	Provider Points Earned
Early EPSDT Medical Visits		40%	2	0.80
Early EPSDT Dental Visits		43%	2	0.86
Permanency Contacts		0%	5	0.00
Additional Academic Supports		87%	2	1.74
Foster Hm Retention Rate (threshold = 90)		80%	2	0.00
Foster Hm Recruitment (threshold = 100)		133%	2	2.00
Active Agency Accreditation		50%	4	2.00
Staff Clinical Licensure		0%	5	0.00
<b>Incentives Total</b>	<b>4.93</b>		<b>24</b>	<b>7.40</b>
Maximum total combined incentive credit allowed is 10 points.			<b>Incentives Awarded</b>	<b>7.40</b>

\*Performance calculation descriptions can be found in the FY 2018 RBWO PBP Measurements and Standards Guide.

### Child Protective Services Investigations and Dispositions

The following investigations data, which is not used for scoring but is considered significant to a provider's performance, is from Georgia SHINES and is not considered final or complete until the end of the fiscal year.

Total Reports:	1
Number Screened In:	0
Number Screened Out:	1
Number Substantiated:	0
Number Unsubstantiated:	0
Number Active CPS Investigations:	0



DHS, DFCS, Office of Provider Management  
**Performance-Based Placement Measures**  
**RBWO Provider GA+SCORECARD - CPA**



Report Quarter: Q2 FY2018

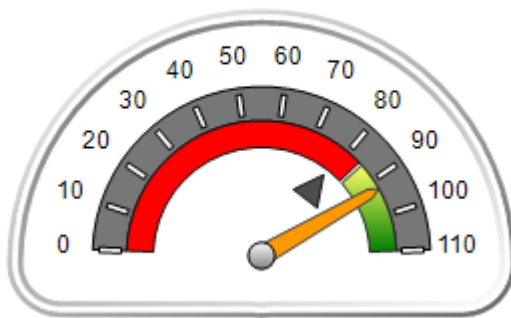
**Provider/Program Name: Benchmark Family Services, Inc - Macon (5176) - CPA**

4931 Riverside Drive, Macon, GA 31210-1156 Phone: 478-405-2005 Vendor ID# 121138	Quarterly Scores (Grades)		Current Quarter Score (Grade)
	Q1: 69.78 (D+)	Q2: 92.72 (A-)	92.72% (A-)
	Q3: N/A	Q4: N/A	
# New Foster Homes During Quarter: 3	# Children in Care During Quarter: 55	# Placements During Quarter: 61	# Children in Care On Last Day: 39

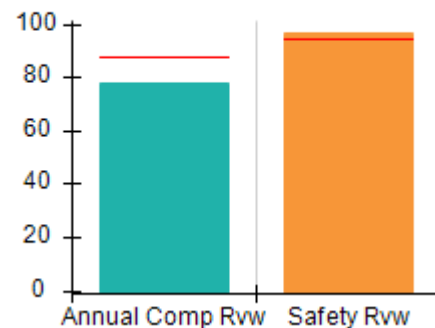
**Quarterly Provider Comparisons to All CPAs**

— indicates average for all CPAs

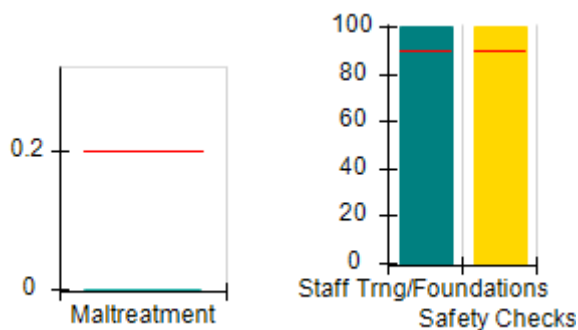
Overall Score (%)



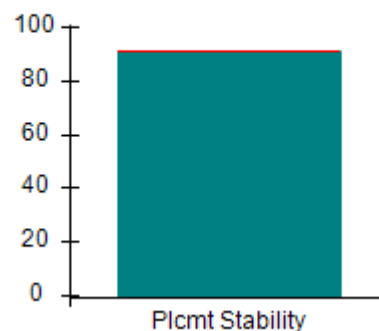
OPM Monitoring Reviews (%)



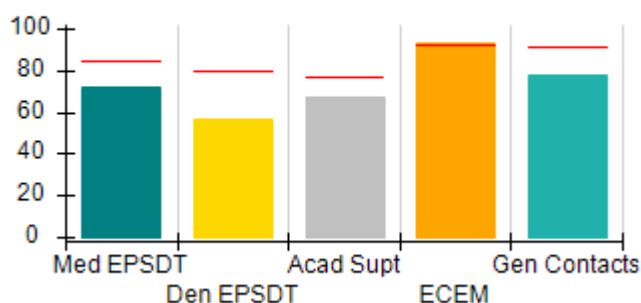
Safety Outcomes (%)



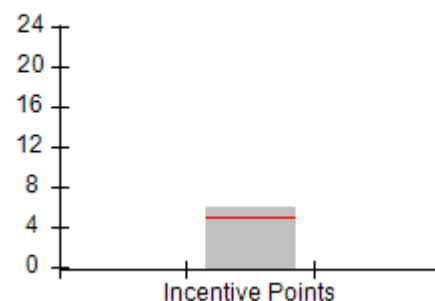
Permanency Outcomes (%)



Well-Being Outcomes (%)



Incentives Earned (Points)





DHS, DFCS, Office of Provider Management  
**Performance-Based Placement Measures**  
**RBWO Provider GA+SCORECARD - CPA**  
 Report Quarter: Q2 FY2018



**Provider/Program Name: Benchmark Family Services, Inc - Macon (5176) - CPA**

4931 Riverside Drive, Macon, GA 31210-1156 Phone: 478-405-2005 Vendor ID# 121138		Quarterly Scores (Grades)		Current Quarter Score (Grade)
		Q1: 69.78 (D+)	Q2: 92.72 (A-)	92.72%
		Q3: N/A	Q4: N/A	(A-)
# New Foster Homes During Quarter: 3		# Children in Care During Quarter: 55	# Placements During Quarter: 61	# Children in Care On Last Day: 39
	Avg Performance All CPAs (%)	Provider Performance (%)*	Possible Points (Weight)	Provider Points Earned
<b>OPM Monitoring Reviews</b>				
Annual Comprehensive Reviews	88%	78%	25	19.48
Safety Reviews	94%	96%	15	14.45
<b>Monitoring Sub-Total</b>			<b>40</b>	<b>33.93</b>
<b>CPA Safety Outcomes</b>				
Incidence of Maltreatment	0.20%	No Substantiated Reports	10	10.00
Staff Training	90%	100%	5	5.00
Staff Safety Checks	90%	100%	5	5.00
<b>Safety Sub-Total</b>			<b>20</b>	<b>20.00</b>
<b>CPA Permanency Outcomes</b>				
Placement Stability	91%	91%	15	13.65
<b>Permanency Sub-Total</b>			<b>15</b>	<b>13.65</b>
<b>CPA Well-Being Outcomes</b>				
EPSDT Medical Visits	85%	72%	4	2.88
EPSDT Dental Visits	79%	57%	4	2.28
Academic Supports	77%	67%	3	2.01
Provider ECEM Visits	92%	93%	7	6.51
Provider General Contacts	91%	78%	7	5.46
Placements with Siblings	64%	75%	Not Scored	Not Scored
Placements within Legal County	18%	18%	Not Scored	Not Scored
<b>Well-Being Sub-Total</b>			<b>25</b>	<b>19.14</b>

\*Performance calculation descriptions can be found in the FY 2018 RBWO PBP Measurements and Standards Guide.

<b>Monitoring &amp; Outcomes: Possible Points = 100</b>		<b>Points Earned: 86.72</b>	
<b>Score Before Incentives Credit</b>			<b>86.72%</b>
<b>Incentives Awarded</b>			<b>6.00 pts</b>
<b>PBP Verification</b>			<b>N/A pts</b>
<b>Total Score</b>			<b>92.72%</b>



**DHS, DFCS, Office of Provider Management**  
**Performance-Based Placement Measures**  
**RBWO Provider GA+SCORECARD - CPA**  
**Report Quarter: Q2 FY2018**



**Provider/Program Name: Benchmark Family Services, Inc - Macon (5176) - CPA**

# New Foster Homes During Quarter: 3		# Children in Care During Quarter: 55	# Placements During Quarter: 61	# Children in Care On Last Day: 39
CPA Incentive Credits	Avg Performance All CPAs (%)	Provider Performance (%)*	Possible Points (Weight)	Provider Points Earned
Early EPSDT Medical Visits		50%	2	1.00
Early EPSDT Dental Visits		15%	2	0.30
Permanency Contacts		0%	5	0.00
Additional Academic Supports		35%	2	0.70
Foster Hm Retention Rate (threshold = 90)		64%	2	0.00
Foster Hm Recruitment (threshold = 100)		100%	2	2.00
Active Agency Accreditation		50%	4	2.00
Staff Clinical Licensure		0%	5	0.00
<b>Incentives Total</b>	<b>4.93</b>		<b>24</b>	<b>6.00</b>
Maximum total combined incentive credit allowed is 10 points.			<b>Incentives Awarded</b>	<b>6.00</b>

\*Performance calculation descriptions can be found in the FY 2018 RBWO PBP Measurements and Standards Guide.

**Child Protective Services Investigations and Dispositions**

The following investigations data, which is not used for scoring but is considered significant to a provider's performance, is from Georgia SHINES and is not considered final or complete until the end of the fiscal year.

Total Reports:	2
Number Screened In:	0
Number Screened Out:	2
Number Substantiated:	0
Number Unsubstantiated:	0
Number Active CPS Investigations:	0



DHS, DFCS, Office of Provider Management  
**Performance-Based Placement Measures**  
**RBWO Provider GA+SCORECARD - CPA**



Report Quarter: Q2 FY2018

**Provider/Program Name: Benchmark Family Services, Inc - Snellville/Lawrenceville (5112) - CPA**

2090 Sugarloaf Pkwy, Lawrenceville, GA 30045-9402

Phone: 770-338-0800

Vendor ID# 99719

**Quarterly Scores (Grades)**

**Current Quarter Score (Grade)**

Q1: 91.72 (A-)

Q2: 98.82 (A+)

**98.82%**

Q3: N/A

Q4: N/A

**(A+)**

# New Foster Homes During Quarter: 5

# Children in Care During Quarter: 127

# Placements During Quarter: 130

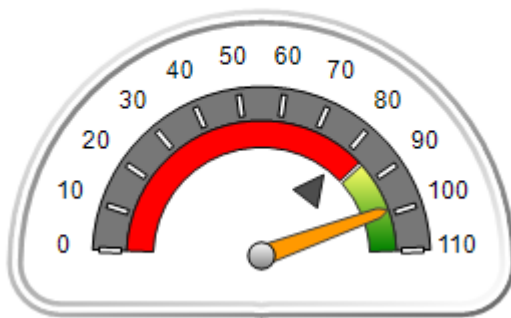
# Children in Care On Last Day: 95

**Quarterly Provider Comparisons to All CPAs**

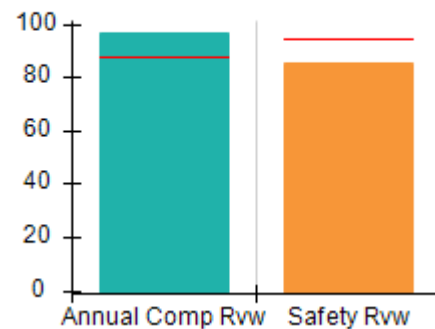


indicates average for all CPAs

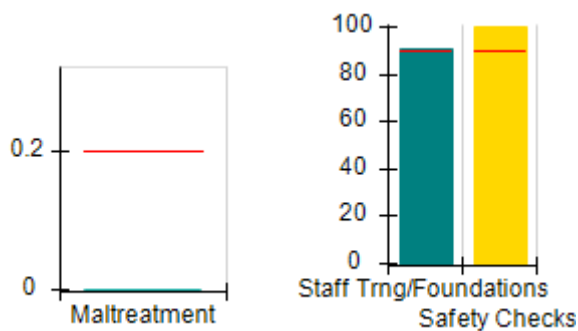
**Overall Score (%)**



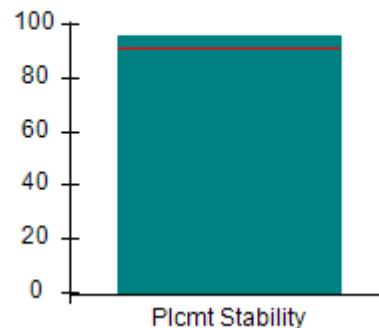
**OPM Monitoring Reviews (%)**



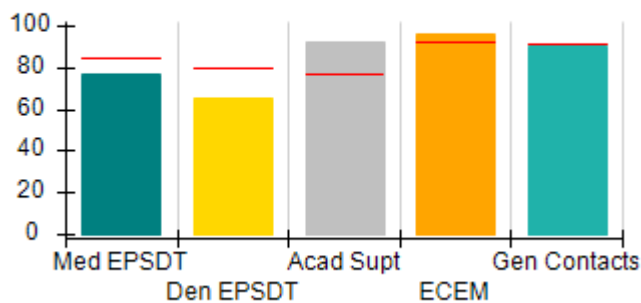
**Safety Outcomes (%)**



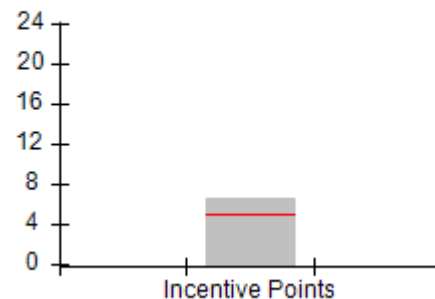
**Permanency Outcomes (%)**



**Well-Being Outcomes (%)**



**Incentives Earned (Points)**





**DHS, DFCS, Office of Provider Management**  
**Performance-Based Placement Measures**  
**RBWO Provider GA+SCORECARD - CPA**



**Report Quarter: Q2 FY2018**

<b>Provider/Program Name: Benchmark Family Services, Inc - Snellville/Lawrenceville (5112) - CPA</b>				
<b>2090 Sugarloaf Pkwy, Lawrenceville, GA 30045-9402</b>  <b>Phone: 770-338-0800</b>  <b>Vendor ID# 99719</b>		<b>Quarterly Scores (Grades)</b>		<b>Current Quarter Score (Grade)</b>
		Q1: 91.72 (A-)	Q2: 98.82 (A+)	<b>98.82%</b>
		Q3: N/A	Q4: N/A	<b>(A+)</b>
# New Foster Homes During Quarter: 5		# Children in Care During Quarter: 127	# Placements During Quarter: 130	# Children in Care On Last Day: 95
	<b>Avg Performance All CPAs (%)</b>	<b>Provider Performance (%)*</b>	<b>Possible Points (Weight)</b>	<b>Provider Points Earned</b>
<b>OPM Monitoring Reviews</b>				
Annual Comprehensive Reviews	88%	96%	25	24.08
Safety Reviews	94%	85%	15	12.78
<b>Monitoring Sub-Total</b>			<b>40</b>	<b>36.87</b>
<b>CPA Safety Outcomes</b>				
Incidence of Maltreatment	0.20%	No Substantiated Reports	10	10.00
Staff Training	90%	91%	5	4.55
Staff Safety Checks	90%	100%	5	5.00
<b>Safety Sub-Total</b>			<b>20</b>	<b>19.55</b>
<b>CPA Permanency Outcomes</b>				
Placement Stability	91%	96%	15	14.40
<b>Permanency Sub-Total</b>			<b>15</b>	<b>14.40</b>
<b>CPA Well-Being Outcomes</b>				
EPSDT Medical Visits	85%	77%	4	3.08
EPSDT Dental Visits	79%	65%	4	2.60
Academic Supports	77%	92%	3	2.76
Provider ECEM Visits	92%	96%	7	6.72
Provider General Contacts	91%	90%	7	6.30
Placements with Siblings	64%	44%	Not Scored	Not Scored
Placements within Legal County	18%	10%	Not Scored	Not Scored
<b>Well-Being Sub-Total</b>			<b>25</b>	<b>21.46</b>
*Performance calculation descriptions can be found in the FY 2018 RBWO PBP Measurements and Standards Guide.				
<b>Monitoring &amp; Outcomes: Possible Points = 100</b>			<b>Points Earned: 92.28</b>	
<b>Score Before Incentives Credit</b>			<b>92.28%</b>	
<b>Incentives Awarded</b>			<b>6.54 pts</b>	
<b>PBP Verification</b>			<b>N/A pts</b>	
<b>Total Score</b>			<b>98.82%</b>	



**DHS, DFCS, Office of Provider Management**  
**Performance-Based Placement Measures**  
**RBWO Provider GA+SCORECARD - CPA**



**Report Quarter: Q2 FY2018**

**Provider/Program Name: Benchmark Family Services, Inc - Snellville/Lawrenceville (5112) - CPA**

# New Foster Homes During Quarter: 5		# Children in Care During Quarter: 127	# Placements During Quarter: 130	# Children in Care On Last Day: 95
CPA Incentive Credits	Avg Performance All CPAs (%)	Provider Performance (%)*	Possible Points (Weight)	Provider Points Earned
Early EPSDT Medical Visits		21%	2	0.42
Early EPSDT Dental Visits		22%	2	0.44
Permanency Contacts		0%	5	0.00
Additional Academic Supports		84%	2	1.68
Foster Hm Retention Rate (threshold = 90)		76%	2	0.00
Foster Hm Recruitment (threshold = 100)		175%	2	2.00
Active Agency Accreditation		50%	4	2.00
Staff Clinical Licensure		0%	5	0.00
<b>Incentives Total</b>	<b>4.93</b>		<b>24</b>	<b>6.54</b>
Maximum total combined incentive credit allowed is 10 points.			<b>Incentives Awarded</b>	<b>6.54</b>

\*Performance calculation descriptions can be found in the FY 2018 RBWO PBP Measurements and Standards Guide.

### Child Protective Services Investigations and Dispositions

The following investigations data, which is not used for scoring but is considered significant to a provider's performance, is from Georgia SHINES and is not considered final or complete until the end of the fiscal year.

Total Reports:	5
Number Screened In:	4
Number Screened Out:	1
Number Substantiated:	0
Number Unsubstantiated:	2
Number Active CPS Investigations:	2





DHS, DFCS, Office of Provider Management  
**Performance-Based Placement Measures**  
**RBWO Provider GA+SCORECARD - CPA**



Report Quarter: Q2 FY2018

**Provider/Program Name: Benchmark Family Services, Inc - Statesboro (5242) - CPA**

9222 Highway 301 South, Statesboro, GA 30458  
-3190

Phone: 912-623-2130

Vendor ID# 143215

**Quarterly Scores (Grades)**

Q1: 73.48 (C-)

Q2: 92.19 (A-)

Q3: N/A

Q4: N/A

**Current Quarter Score (Grade)**

92.19%

(A-)

# New Foster Homes During Quarter: 5

# Children in Care During  
Quarter: 52

# Placements During  
Quarter: 56

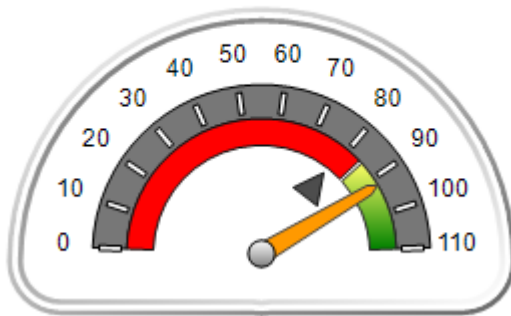
# Children in Care On Last  
Day: 42

**Quarterly Provider Comparisons to All CPAs**

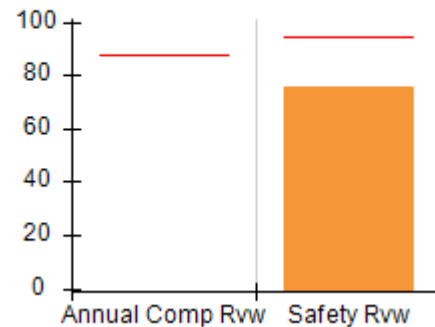


— indicates average for all CPAs

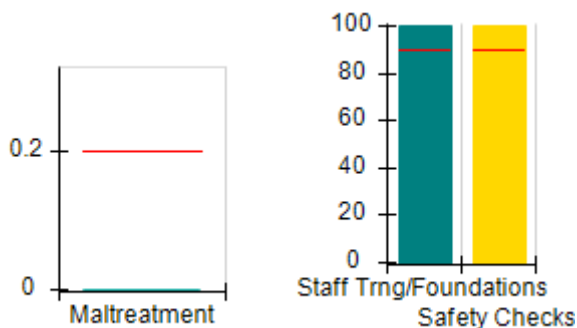
**Overall Score (%)**



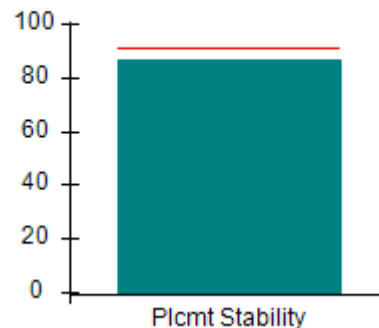
**OPM Monitoring Reviews (%)**



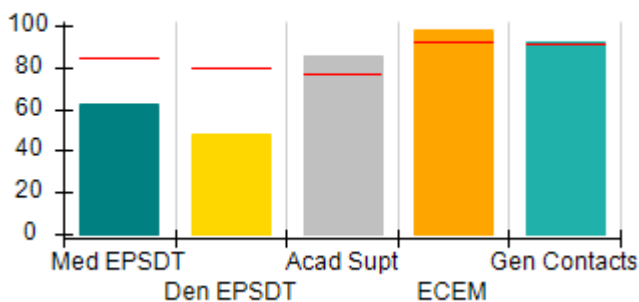
**Safety Outcomes (%)**



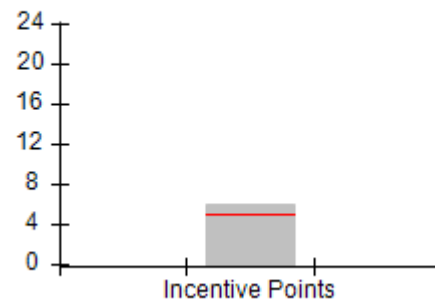
**Permanency Outcomes (%)**



**Well-Being Outcomes (%)**



**Incentives Earned (Points)**





DHS, DFCS, Office of Provider Management  
**Performance-Based Placement Measures**  
**RBWO Provider GA+SCORECARD - CPA**  
**Report Quarter: Q2 FY2018**



**Provider/Program Name: Benchmark Family Services, Inc - Statesboro (5242) - CPA**

<b>9222 Highway 301 South, Statesboro, GA 30458-3190</b>  <b>Phone: 912-623-2130</b>  <b>Vendor ID# 143215</b>		<b>Quarterly Scores (Grades)</b>		<b>Current Quarter Score (Grade)</b>
		<b>Q1: 73.48 (C-)</b>	<b>Q2: 92.19 (A-)</b>	<b>92.19%</b> <b>(A-)</b>
		<b>Q3: N/A</b>	<b>Q4: N/A</b>	
# New Foster Homes During Quarter: 5		# Children in Care During Quarter: 52	# Placements During Quarter: 56	# Children in Care On Last Day: 42
	<b>Avg Performance All CPAs (%)</b>	<b>Provider Performance (%)*</b>	<b>Possible Points (Weight)</b>	<b>Provider Points Earned</b>
<b>OPM Monitoring Reviews</b>				
Annual Comprehensive Reviews	88%	Not Yet Conducted		
Safety Reviews	94%	76%	15	11.36
<b>Monitoring Sub-Total</b>			<b>15</b>	<b>11.36</b>
<b>CPA Safety Outcomes</b>				
Incidence of Maltreatment	0.20%	No Substantiated Reports	10	10.00
Staff Training	90%	100%	5	5.00
Staff Safety Checks	90%	100%	5	5.00
<b>Safety Sub-Total</b>			<b>20</b>	<b>20.00</b>
<b>CPA Permanency Outcomes</b>				
Placement Stability	91%	87%	15	13.05
<b>Permanency Sub-Total</b>			<b>15</b>	<b>13.05</b>
<b>CPA Well-Being Outcomes</b>				
EPSDT Medical Visits	85%	62%	4	2.48
EPSDT Dental Visits	79%	48%	4	1.92
Academic Supports	77%	85%	3	2.55
Provider ECEM Visits	92%	98%	7	6.86
Provider General Contacts	91%	92%	7	6.44
Placements with Siblings	64%	47%	Not Scored	Not Scored
Placements within Legal County	18%	7%	Not Scored	Not Scored
<b>Well-Being Sub-Total</b>			<b>25</b>	<b>20.25</b>

\*Performance calculation descriptions can be found in the FY 2018 RBWO PBP Measurements and Standards Guide.

<b>Monitoring &amp; Outcomes: Possible Points = 75</b>		<b>Points Earned: 64.66</b>	
<b>Score Before Incentives Credit</b>			<b>86.21%</b>
<b>Incentives Awarded</b>			<b>5.98 pts</b>
<b>PBP Verification</b>			<b>N/A pts</b>
<b>Total Score</b>			<b>92.19%</b>



**DHS, DFCS, Office of Provider Management**  
**Performance-Based Placement Measures**  
**RBWO Provider GA+SCORECARD - CPA**  
**Report Quarter: Q2 FY2018**



**Provider/Program Name: Benchmark Family Services, Inc - Statesboro (5242) - CPA**

# New Foster Homes During Quarter: 5		# Children in Care During Quarter: 52	# Placements During Quarter: 56	# Children in Care On Last Day: 42
CPA Incentive Credits	Avg Performance All CPAs (%)	Provider Performance (%)*	Possible Points (Weight)	Provider Points Earned
Early EPSDT Medical Visits		15%	2	0.30
Early EPSDT Dental Visits		8%	2	0.16
Permanency Contacts		0%	5	0.00
Additional Academic Supports		76%	2	1.52
Foster Hm Retention Rate (threshold = 90)		80%	2	0.00
Foster Hm Recruitment (threshold = 100)		100%	2	2.00
Active Agency Accreditation		50%	4	2.00
Staff Clinical Licensure		0%	5	0.00
<b>Incentives Total</b>	<b>4.93</b>		<b>24</b>	<b>5.98</b>
Maximum total combined incentive credit allowed is 10 points.			<b>Incentives Awarded</b>	<b>5.98</b>

\*Performance calculation descriptions can be found in the FY 2018 RBWO PBP Measurements and Standards Guide.

**Child Protective Services Investigations and Dispositions**

The following investigations data, which is not used for scoring but is considered significant to a provider's performance, is from Georgia SHINES and is not considered final or complete until the end of the fiscal year.

Total Reports:	3
Number Screened In:	3
Number Screened Out:	0
Number Substantiated:	0
Number Unsubstantiated:	1
Number Active CPS Investigations:	2



DHS, DFCS, Office of Provider Management  
**Performance-Based Placement Measures**  
**RBWO Provider GA+SCORECARD - CPA**



Report Quarter: Q2 FY2018

**Provider/Program Name: Bethany Christian Services - Atlanta (573) - CPA**

6645 Peachtree Dunwoody Road, Atlanta, GA 30328

Phone: 770-455-7111

Vendor ID# 35249

**Quarterly Scores (Grades)**

Q1: 94.52 (A)

Q2: 95.96 (A)

Q3: N/A

Q4: N/A

**Current Quarter Score (Grade)**

**95.96%**

**(A)**

# New Foster Homes During Quarter: 4

# Children in Care During Quarter: 112

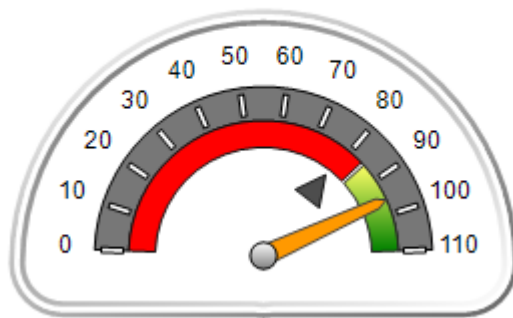
# Placements During Quarter: 116

# Children in Care On Last Day: 83

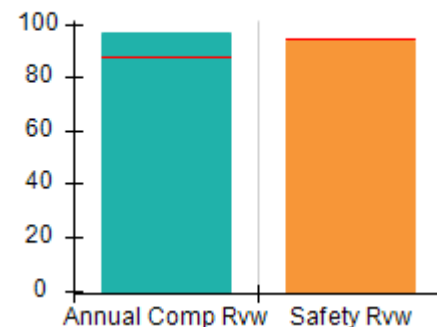
**Quarterly Provider Comparisons to All CPAs**

▼ — indicates average for all CPAs

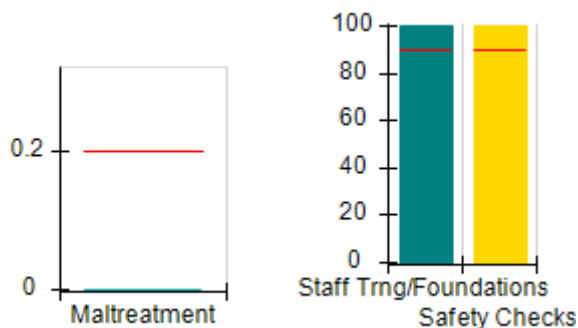
**Overall Score (%)**



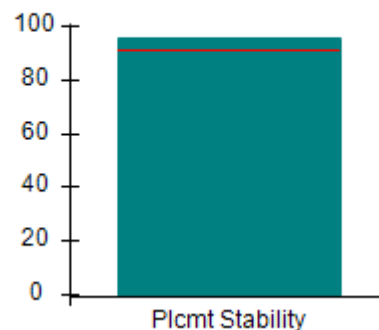
**OPM Monitoring Reviews (%)**



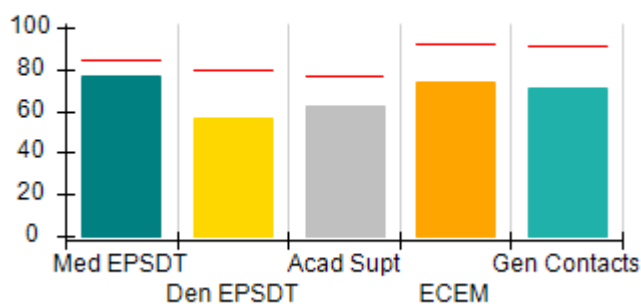
**Safety Outcomes (%)**



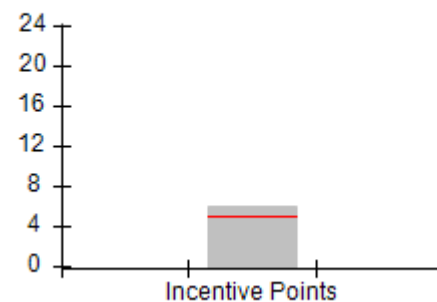
**Permanency Outcomes (%)**



**Well-Being Outcomes (%)**



**Incentives Earned (Points)**





DHS, DFCS, Office of Provider Management  
**Performance-Based Placement Measures**  
**RBWO Provider GA+SCORECARD - CPA**  
**Report Quarter: Q2 FY2018**



**Provider/Program Name: Bethany Christian Services - Atlanta (573) - CPA**

<b>6645 Peachtree Dunwoody Road, Atlanta, GA 30328</b>  <b>Phone: 770-455-7111</b>  <b>Vendor ID# 35249</b>		<b>Quarterly Scores (Grades)</b>		<b>Current Quarter Score (Grade)</b>
		<b>Q1: 94.52 (A)</b>	<b>Q2: 95.96 (A)</b>	<b>95.96%</b>
		<b>Q3: N/A</b>	<b>Q4: N/A</b>	<b>(A)</b>
# New Foster Homes During Quarter: 4		# Children in Care During Quarter: 112	# Placements During Quarter: 116	# Children in Care On Last Day: 83
	<b>Avg Performance All CPAs (%)</b>	<b>Provider Performance (%)*</b>	<b>Possible Points (Weight)</b>	<b>Provider Points Earned</b>
<b>OPM Monitoring Reviews</b>				
Annual Comprehensive Reviews	88%	97%	25	24.22
Safety Reviews	94%	94%	15	14.09
<b>Monitoring Sub-Total</b>			<b>40</b>	<b>38.31</b>
<b>CPA Safety Outcomes</b>				
Incidence of Maltreatment	0.20%	No Substantiated Reports	10	10.00
Staff Training	90%	100%	5	5.00
Staff Safety Checks	90%	100%	5	5.00
<b>Safety Sub-Total</b>			<b>20</b>	<b>20.00</b>
<b>CPA Permanency Outcomes</b>				
Placement Stability	91%	96%	15	14.40
<b>Permanency Sub-Total</b>			<b>15</b>	<b>14.40</b>
<b>CPA Well-Being Outcomes</b>				
EPSDT Medical Visits	85%	77%	4	3.08
EPSDT Dental Visits	79%	57%	4	2.28
Academic Supports	77%	62%	3	1.86
Provider ECEM Visits	92%	74%	7	5.18
Provider General Contacts	91%	71%	7	4.97
Placements with Siblings	64%	66%	Not Scored	Not Scored
Placements within Legal County	18%	8%	Not Scored	Not Scored
<b>Well-Being Sub-Total</b>			<b>25</b>	<b>17.37</b>

\*Performance calculation descriptions can be found in the FY 2018 RBWO PBP Measurements and Standards Guide.

<b>Monitoring &amp; Outcomes: Possible Points = 100</b>	<b>Points Earned: 90.08</b>
<b>Score Before Incentives Credit</b>	<b>90.08%</b>
<b>Incentives Awarded</b>	<b>5.88 pts</b>
<b>PBP Verification</b>	<b>N/A pts</b>
<b>Total Score</b>	<b>95.96%</b>



DHS, DFCS, Office of Provider Management  
**Performance-Based Placement Measures**  
**RBWO Provider GA+SCORECARD - CPA**  
Report Quarter: Q2 FY2018



**Provider/Program Name: Bethany Christian Services - Atlanta (573) - CPA**

# New Foster Homes During Quarter: 4		# Children in Care During Quarter: 112	# Placements During Quarter: 116	# Children in Care On Last Day: 83
CPA Incentive Credits	Avg Performance All CPAs (%)	Provider Performance (%)*	Possible Points (Weight)	Provider Points Earned
Early EPSDT Medical Visits		25%	2	0.50
Early EPSDT Dental Visits		19%	2	0.38
Permanency Contacts		0%	5	0.00
Additional Academic Supports		0%	2	0.00
Foster Hm Retention Rate (threshold = 90)		83%	2	0.00
Foster Hm Recruitment (threshold = 100)		100%	2	2.00
Active Agency Accreditation		50%	4	2.00
Staff Clinical Licensure		20%	5	1.00
<b>Incentives Total</b>	<b>4.93</b>		<b>24</b>	<b>5.88</b>
Maximum total combined incentive credit allowed is 10 points.			<b>Incentives Awarded</b>	<b>5.88</b>

\*Performance calculation descriptions can be found in the FY 2018 RBWO PBP Measurements and Standards Guide.

**Child Protective Services Investigations and Dispositions**

The following investigations data, which is not used for scoring but is considered significant to a provider's performance, is from Georgia SHINES and is not considered final or complete until the end of the fiscal year.

Total Reports:	2
Number Screened In:	1
Number Screened Out:	1
Number Substantiated:	0
Number Unsubstantiated:	2
Number Active CPS Investigations:	-1



DHS, DFCS, Office of Provider Management

## Performance-Based Placement Measures

### RBWO Provider GA+SCORECARD - CPA



Report Quarter: Q2 FY2018

**Provider/Program Name: Bethany Christian Services - Bogart (5215) - CPA**

188 Ben Burton Circle, Bogart, GA 30622

Phone: 770-274-3412

Vendor ID# 135987

Quarterly Scores (Grades)

Q1: 83.40 (B-)

Q2: 95.83 (A)

Q3: N/A

Q4: N/A

Current Quarter Score (Grade)

95.83%

(A)

# New Foster Homes During Quarter: 8

# Children in Care During Quarter: 100

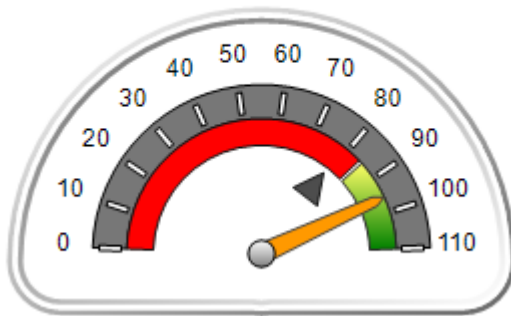
# Placements During Quarter: 103

# Children in Care On Last Day: 80

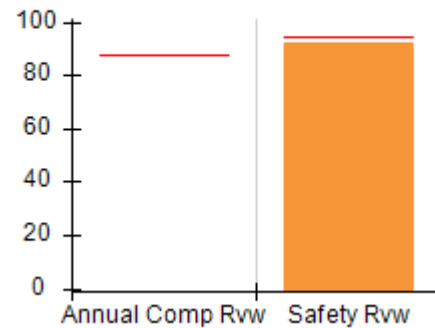
### Quarterly Provider Comparisons to All CPAs

— indicates average for all CPAs

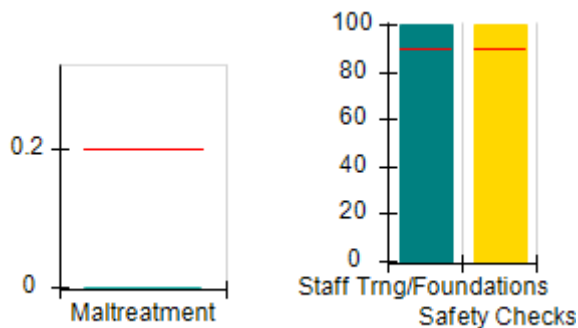
Overall Score (%)



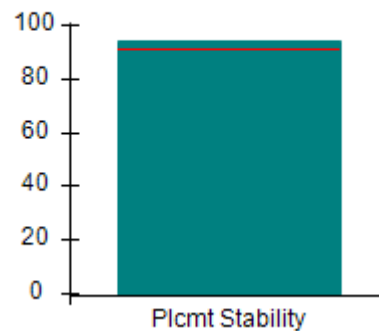
OPM Monitoring Reviews (%)



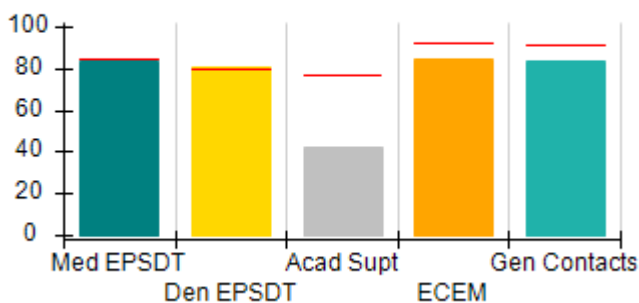
Safety Outcomes (%)



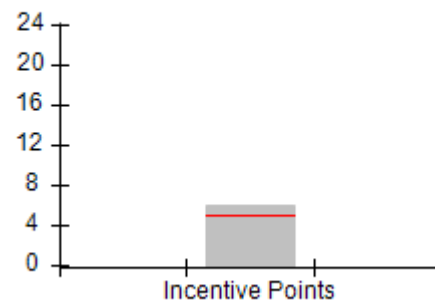
Permanency Outcomes (%)



Well-Being Outcomes (%)



Incentives Earned (Points)





DHS, DFCS, Office of Provider Management  
**Performance-Based Placement Measures**  
**RBWO Provider GA+SCORECARD - CPA**  
**Report Quarter: Q2 FY2018**



**Provider/Program Name: Bethany Christian Services - Bogart (5215) - CPA**

<b>188 Ben Burton Circle, Bogart, GA 30622</b>  <b>Phone: 770-274-3412</b>  <b>Vendor ID# 135987</b>		<b>Quarterly Scores (Grades)</b>		<b>Current Quarter Score (Grade)</b>
		<b>Q1: 83.40 (B-)</b>	<b>Q2: 95.83 (A)</b>	<b>95.83%</b>
		<b>Q3: N/A</b>	<b>Q4: N/A</b>	<b>(A)</b>
# New Foster Homes During Quarter: 8		# Children in Care During Quarter: 100	# Placements During Quarter: 103	# Children in Care On Last Day: 80
	<b>Avg Performance All CPAs (%)</b>	<b>Provider Performance (%)*</b>	<b>Possible Points (Weight)</b>	<b>Provider Points Earned</b>
<b>OPM Monitoring Reviews</b>				
Annual Comprehensive Reviews	88%	Not Yet Conducted		
Safety Reviews	94%	92%	15	13.77
<b>Monitoring Sub-Total</b>			<b>15</b>	<b>13.77</b>
<b>CPA Safety Outcomes</b>				
Incidence of Maltreatment	0.20%	No Substantiated Reports	10	10.00
Staff Training	90%	100%	5	5.00
Staff Safety Checks	90%	100%	5	5.00
<b>Safety Sub-Total</b>			<b>20</b>	<b>20.00</b>
<b>CPA Permanency Outcomes</b>				
Placement Stability	91%	94%	15	14.10
<b>Permanency Sub-Total</b>			<b>15</b>	<b>14.10</b>
<b>CPA Well-Being Outcomes</b>				
EPSDT Medical Visits	85%	83%	4	3.32
EPSDT Dental Visits	79%	81%	4	3.24
Academic Supports	77%	42%	3	1.26
Provider ECEM Visits	92%	84%	7	5.88
Provider General Contacts	91%	83%	7	5.81
Placements with Siblings	64%	86%	Not Scored	Not Scored
Placements within Legal County	18%	19%	Not Scored	Not Scored
<b>Well-Being Sub-Total</b>			<b>25</b>	<b>19.51</b>

\*Performance calculation descriptions can be found in the FY 2018 RBWO PBP Measurements and Standards Guide.

<b>Monitoring &amp; Outcomes: Possible Points = 75</b>		<b>Points Earned: 67.38</b>	
<b>Score Before Incentives Credit</b>			<b>89.85%</b>
<b>Incentives Awarded</b>			<b>5.98 pts</b>
<b>PBP Verification</b>			<b>N/A pts</b>
<b>Total Score</b>			<b>95.83%</b>





DHS, DFCS, Office of Provider Management  
**Performance-Based Placement Measures**  
**RBWO Provider GA+SCORECARD - CPA**  
Report Quarter: Q2 FY2018



**Provider/Program Name: Bethany Christian Services - Bogart (5215) - CPA**

# New Foster Homes During Quarter: 8		# Children in Care During Quarter: 100	# Placements During Quarter: 103	# Children in Care On Last Day: 80
CPA Incentive Credits	Avg Performance All CPAs (%)	Provider Performance (%)*	Possible Points (Weight)	Provider Points Earned
Early EPSDT Medical Visits		29%	2	0.58
Early EPSDT Dental Visits		45%	2	0.90
Permanency Contacts		0%	5	0.00
Additional Academic Supports		0%	2	0.00
Foster Hm Retention Rate (threshold = 90)		79%	2	0.00
Foster Hm Recruitment (threshold = 100)		100%	2	2.00
Active Agency Accreditation		50%	4	2.00
Staff Clinical Licensure		10%	5	0.50
<b>Incentives Total</b>	<b>4.93</b>		<b>24</b>	<b>5.98</b>
Maximum total combined incentive credit allowed is 10 points.			<b>Incentives Awarded</b>	<b>5.98</b>

\*Performance calculation descriptions can be found in the FY 2018 RBWO PBP Measurements and Standards Guide.

**Child Protective Services Investigations and Dispositions**

The following investigations data, which is not used for scoring but is considered significant to a provider's performance, is from Georgia SHINES and is not considered final or complete until the end of the fiscal year.

Total Reports:	2
Number Screened In:	2
Number Screened Out:	0
Number Substantiated:	0
Number Unsubstantiated:	0
Number Active CPS Investigations:	2



**DHS, DFCS, Office of Provider Management**  
**Performance-Based Placement Measures**  
**RBWO Provider GA+SCORECARD - CPA**  
**Report Quarter: Q2 FY2018**



**Provider/Program Name: Bethany Christian Services - Columbus (574) - CPA**

**3907 Macon Road, Columbus, GA 31907**

**Phone: 770-455-7111**

**Vendor ID# 35248**

**Quarterly Scores (Grades)**

**Q1: 95.87 (A)**

**Q2: 99.89 (A+)**

**Q3: N/A**

**Q4: N/A**

**Current Quarter Score (Grade)**

**99.89%**

**(A+)**

# New Foster Homes During Quarter: 0

# Children in Care During Quarter: 11

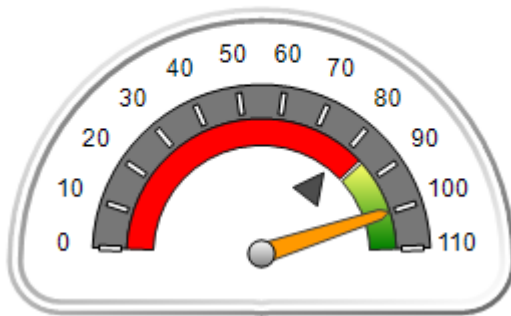
# Placements During Quarter: 11

# Children in Care On Last Day: 9

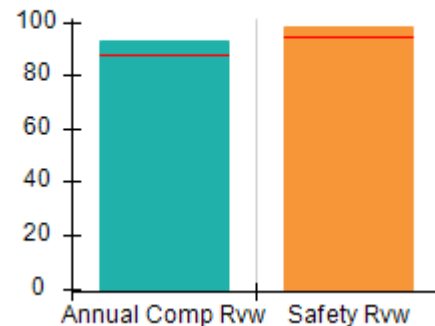
**Quarterly Provider Comparisons to All CPAs**

▼ — indicates average for all CPAs

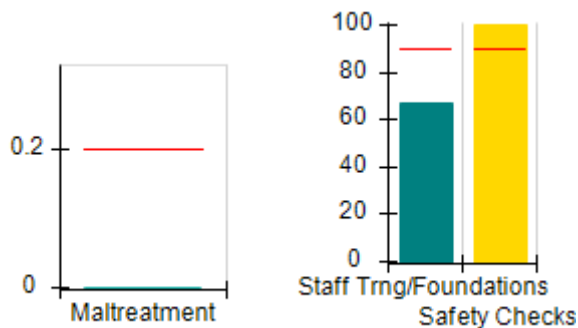
**Overall Score (%)**



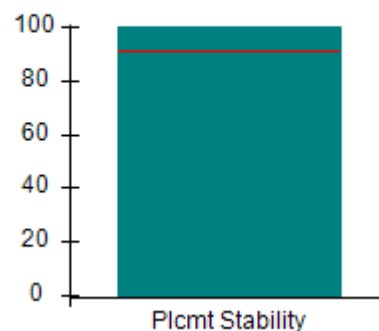
**OPM Monitoring Reviews (%)**



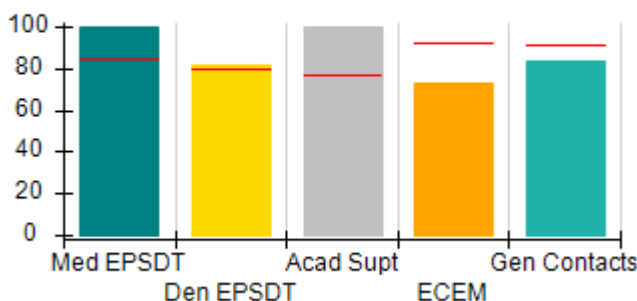
**Safety Outcomes (%)**



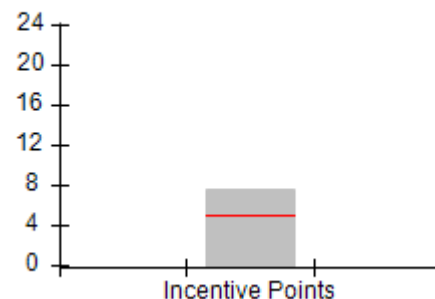
**Permanency Outcomes (%)**



**Well-Being Outcomes (%)**



**Incentives Earned (Points)**





DHS, DFCS, Office of Provider Management  
**Performance-Based Placement Measures**  
**RBWO Provider GA+SCORECARD - CPA**  
 Report Quarter: Q2 FY2018



**Provider/Program Name: Bethany Christian Services - Columbus (574) - CPA**

<b>3907 Macon Road, Columbus, GA 31907</b>  <b>Phone: 770-455-7111</b>  <b>Vendor ID# 35248</b>	<b>Quarterly Scores (Grades)</b>		<b>Current Quarter Score (Grade)</b>
	<b>Q1: 95.87 (A)</b>	<b>Q2: 99.89 (A+)</b>	<b>99.89% (A+)</b>
	<b>Q3: N/A</b>	<b>Q4: N/A</b>	

# New Foster Homes During Quarter: 0	# Children in Care During Quarter: 11	# Placements During Quarter: 11	# Children in Care On Last Day: 9
--------------------------------------	---------------------------------------	---------------------------------	-----------------------------------

	<b>Avg Performance All CPAs (%)</b>	<b>Provider Performance (%)*</b>	<b>Possible Points (Weight)</b>	<b>Provider Points Earned</b>
--	-------------------------------------	----------------------------------	---------------------------------	-------------------------------

**OPM Monitoring Reviews**

Annual Comprehensive Reviews	88%	93%	25	23.17
Safety Reviews	94%	98%	15	14.67
<b>Monitoring Sub-Total</b>			<b>40</b>	<b>37.84</b>

**CPA Safety Outcomes**

Incidence of Maltreatment	0.20%	No Substantiated Reports	10	10.00
Staff Training	90%	67%	5	3.35
Staff Safety Checks	90%	100%	5	5.00
<b>Safety Sub-Total</b>			<b>20</b>	<b>18.35</b>

**CPA Permanency Outcomes**

Placement Stability	91%	100%	15	15.00
<b>Permanency Sub-Total</b>			<b>15</b>	<b>15.00</b>

**CPA Well-Being Outcomes**

EPSDT Medical Visits	85%	100%	4	4.00
EPSDT Dental Visits	79%	82%	4	3.28
Academic Supports	77%	100%	3	3.00
Provider ECEM Visits	92%	73%	7	5.11
Provider General Contacts	91%	83%	7	5.81
Placements with Siblings	64%	77%	Not Scored	Not Scored
Placements within Legal County	18%	33%	Not Scored	Not Scored
<b>Well-Being Sub-Total</b>			<b>25</b>	<b>21.20</b>

\*Performance calculation descriptions can be found in the FY 2018 RBWO PBP Measurements and Standards Guide.

<b>Monitoring &amp; Outcomes: Possible Points = 100</b>	<b>Points Earned: 92.39</b>
<b>Score Before Incentives Credit</b>	<b>92.39%</b>
<b>Incentives Awarded</b>	<b>7.50 pts</b>
<b>PBP Verification</b>	<b>N/A pts</b>
<b>Total Score</b>	<b>99.89%</b>



DHS, DFCS, Office of Provider Management  
**Performance-Based Placement Measures**  
**RBWO Provider GA+SCORECARD - CPA**  
Report Quarter: Q2 FY2018



**Provider/Program Name: Bethany Christian Services - Columbus (574) - CPA**

# New Foster Homes During Quarter: 0		# Children in Care During Quarter: 11	# Placements During Quarter: 11	# Children in Care On Last Day: 9
CPA Incentive Credits	Avg Performance All CPAs (%)	Provider Performance (%)*	Possible Points (Weight)	Provider Points Earned
Early EPSDT Medical Visits		100%	2	2.00
Early EPSDT Dental Visits		50%	2	1.00
Permanency Contacts		0%	5	0.00
Additional Academic Supports		0%	2	0.00
Foster Hm Retention Rate (threshold = 90)		60%	2	0.00
Foster Hm Recruitment (threshold = 100)		100%	2	2.00
Active Agency Accreditation		50%	4	2.00
Staff Clinical Licensure		10%	5	0.50
<b>Incentives Total</b>	<b>4.93</b>		<b>24</b>	<b>7.50</b>
Maximum total combined incentive credit allowed is 10 points.			<b>Incentives Awarded</b>	<b>7.50</b>

\*Performance calculation descriptions can be found in the FY 2018 RBWO PBP Measurements and Standards Guide.

**Child Protective Services Investigations and Dispositions**

The following investigations data, which is not used for scoring but is considered significant to a provider's performance, is from Georgia SHINES and is not considered final or complete until the end of the fiscal year.

Total Reports:	0
Number Screened In:	0
Number Screened Out:	0
Number Substantiated:	0
Number Unsubstantiated:	0
Number Active CPS Investigations:	0



DHS, DFCS, Office of Provider Management  
**Performance-Based Placement Measures**  
**RBWO Provider GA+SCORECARD - CPA**



Report Quarter: Q2 FY2018

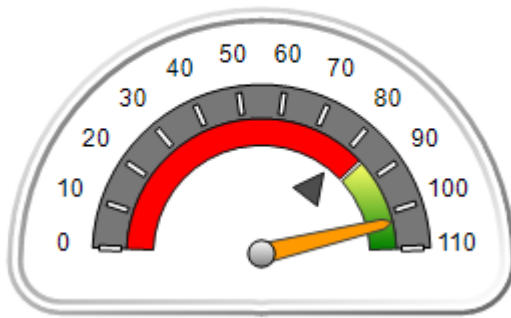
**Provider/Program Name: Bloom Our Youth - (5208) - CPA**

150 Marquis Dr, Fayetteville, GA 30214 Phone: 770-461-7020 Vendor ID# 133541	Quarterly Scores (Grades)		Current Quarter Score (Grade)
	Q1: 99.37 (A+)	Q2: 102.76 (A+)	102.76% (A+)
	Q3: N/A	Q4: N/A	
# New Foster Homes During Quarter: 8	# Children in Care During Quarter: 48	# Placements During Quarter: 51	# Children in Care On Last Day: 41

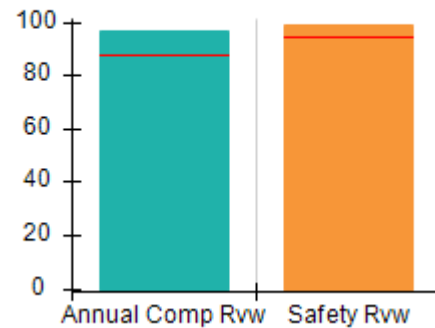
**Quarterly Provider Comparisons to All CPAs**

— indicates average for all CPAs

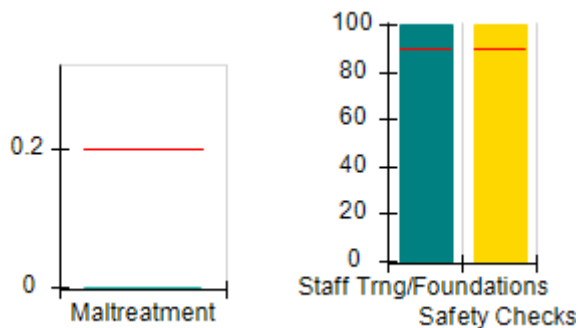
Overall Score (%)



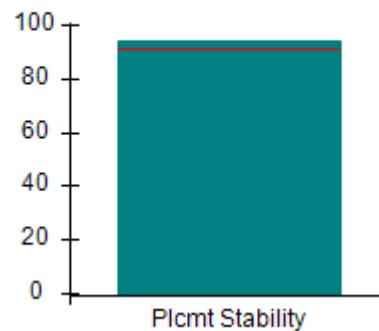
OPM Monitoring Reviews (%)



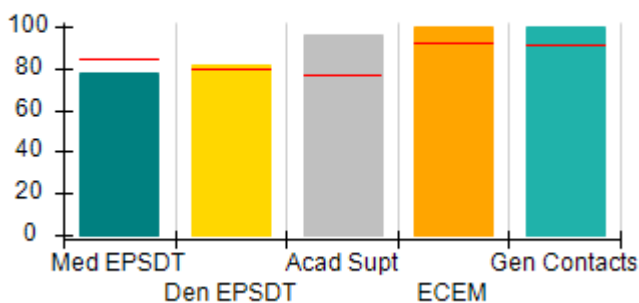
Safety Outcomes (%)



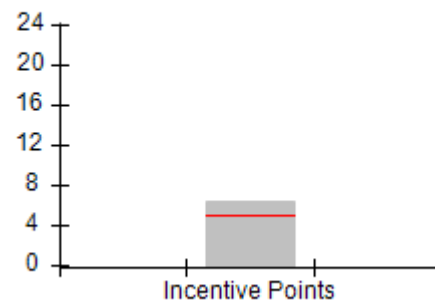
Permanency Outcomes (%)



Well-Being Outcomes (%)



Incentives Earned (Points)





DHS, DFCS, Office of Provider Management  
**Performance-Based Placement Measures**  
**RBWO Provider GA+SCORECARD - CPA**  
 Report Quarter: Q2 FY2018



**Provider/Program Name: Bloom Our Youth - (5208) - CPA**

150 Marquis Dr, Fayetteville, GA 30214  Phone: 770-461-7020  Vendor ID# 133541		Quarterly Scores (Grades)		Current Quarter Score (Grade)
		Q1: 99.37 (A+)	Q2: 102.76 (A+)	102.76% (A+)
		Q3: N/A	Q4: N/A	
# New Foster Homes During Quarter: 8		# Children in Care During Quarter: 48	# Placements During Quarter: 51	# Children in Care On Last Day: 41
	Avg Performance All CPAs (%)	Provider Performance (%)*	Possible Points (Weight)	Provider Points Earned
<b>OPM Monitoring Reviews</b>				
Annual Comprehensive Reviews	88%	97%	25	24.16
Safety Reviews	94%	99%	15	14.80
<b>Monitoring Sub-Total</b>			<b>40</b>	<b>38.96</b>
<b>CPA Safety Outcomes</b>				
Incidence of Maltreatment	0.20%	No Substantiated Reports	10	10.00
Staff Training	90%	100%	5	5.00
Staff Safety Checks	90%	100%	5	5.00
<b>Safety Sub-Total</b>			<b>20</b>	<b>20.00</b>
<b>CPA Permanency Outcomes</b>				
Placement Stability	91%	94%	15	14.10
<b>Permanency Sub-Total</b>			<b>15</b>	<b>14.10</b>
<b>CPA Well-Being Outcomes</b>				
EPSDT Medical Visits	85%	78%	4	3.12
EPSDT Dental Visits	79%	82%	4	3.28
Academic Supports	77%	96%	3	2.88
Provider ECEM Visits	92%	100%	7	7.00
Provider General Contacts	91%	100%	7	7.00
Placements with Siblings	64%	96%	Not Scored	Not Scored
Placements within Legal County	18%	11%	Not Scored	Not Scored
<b>Well-Being Sub-Total</b>			<b>25</b>	<b>23.28</b>

\*Performance calculation descriptions can be found in the FY 2018 RBWO PBP Measurements and Standards Guide.

<b>Monitoring &amp; Outcomes: Possible Points = 100</b>		<b>Points Earned: 96.34</b>	
<b>Score Before Incentives Credit</b>			<b>96.34%</b>
<b>Incentives Awarded</b>			<b>6.42 pts</b>
<b>PBP Verification</b>			<b>N/A pts</b>
<b>Total Score</b>			<b>102.76%</b>



**DHS, DFCS, Office of Provider Management**  
**Performance-Based Placement Measures**  
**RBWO Provider GA+SCORECARD - CPA**



**Report Quarter: Q2 FY2018**

**Provider/Program Name: Bloom Our Youth - (5208) - CPA**

# New Foster Homes During Quarter: 8		# Children in Care During Quarter: 48	# Placements During Quarter: 51	# Children in Care On Last Day: 41
CPA Incentive Credits	Avg Performance All CPAs (%)	Provider Performance (%)*	Possible Points (Weight)	Provider Points Earned
Early EPSDT Medical Visits		80%	2	1.60
Early EPSDT Dental Visits		45%	2	0.90
Permanency Contacts		None Planned	5	
Additional Academic Supports		96%	2	1.92
Foster Hm Retention Rate (threshold = 90)		82%	2	0.00
Foster Hm Recruitment (threshold = 100)		150%	2	2.00
Active Agency Accreditation		0%	4	0.00
Staff Clinical Licensure		0%	5	0.00
<b>Incentives Total</b>	<b>4.93</b>		<b>24</b>	<b>6.42</b>
Maximum total combined incentive credit allowed is 10 points.			<b>Incentives Awarded</b>	<b>6.42</b>

\*Performance calculation descriptions can be found in the FY 2018 RBWO PBP Measurements and Standards Guide.

**Child Protective Services Investigations and Dispositions**

The following investigations data, which is not used for scoring but is considered significant to a provider's performance, is from Georgia SHINES and is not considered final or complete until the end of the fiscal year.

Total Reports:	0
Number Screened In:	0
Number Screened Out:	0
Number Substantiated:	0
Number Unsubstantiated:	0
Number Active CPS Investigations:	0



DHS, DFCS, Office of Provider Management  
**Performance-Based Placement Measures**  
**RBWO Provider GA+SCORECARD - CPA**  
Report Quarter: Q2 FY2018



**Provider/Program Name: Care4All Children Services, Inc. - College Park (5206) - CPA**

1651 Phoenix Blvd, College Park, GA 30349

Phone: 678-719-9677

Vendor ID# 133468

**Quarterly Scores (Grades)**

Q1: 101.39 (A+)

Q2: 101.89 (A+)

Q3: N/A

Q4: N/A

**Current Quarter Score (Grade)**

**101.89%**  
**(A+)**

# New Foster Homes During Quarter: 2

# Children in Care During Quarter: 36

# Placements During Quarter: 36

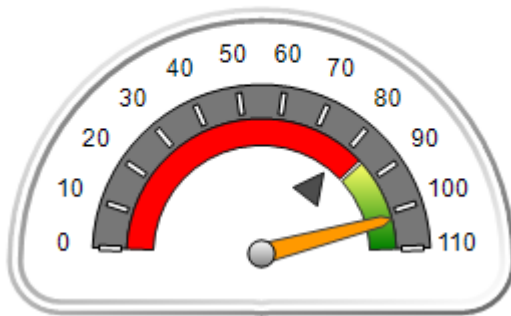
# Children in Care On Last Day: 29

**Quarterly Provider Comparisons to All CPAs**

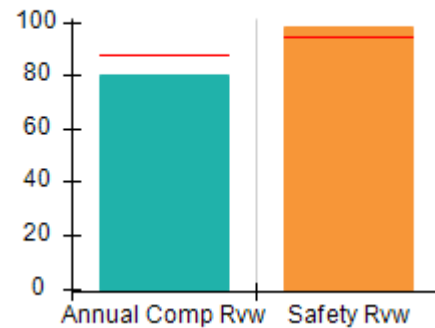


— indicates average for all CPAs

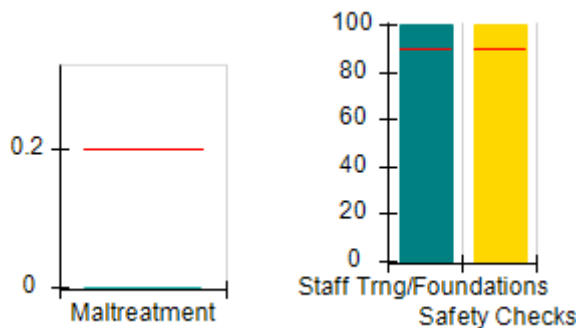
**Overall Score (%)**



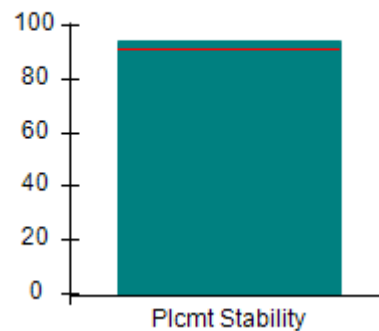
**OPM Monitoring Reviews (%)**



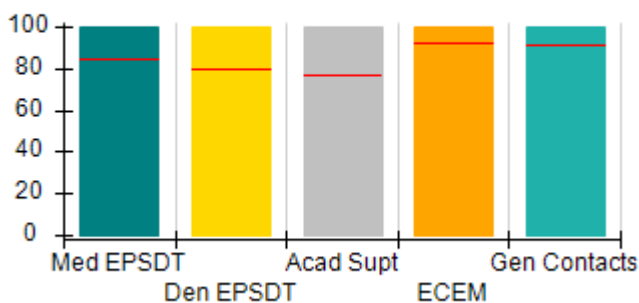
**Safety Outcomes (%)**



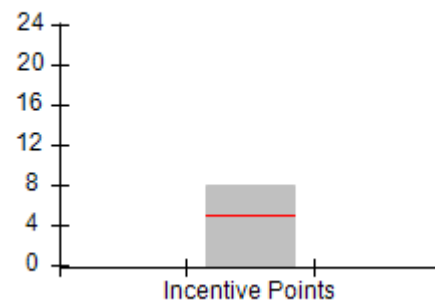
**Permanency Outcomes (%)**



**Well-Being Outcomes (%)**



**Incentives Earned (Points)**







DHS, DFCS, Office of Provider Management  
**Performance-Based Placement Measures**  
**RBWO Provider GA+SCORECARD - CPA**  
**Report Quarter: Q2 FY2018**



**Provider/Program Name: Care4All Children Services, Inc. - College Park (5206) - CPA**

<b>1651 Phoenix Blvd, College Park, GA 30349</b>  <b>Phone: 678-719-9677</b>  <b>Vendor ID# 133468</b>		<b>Quarterly Scores (Grades)</b>		<b>Current Quarter Score (Grade)</b>
		<b>Q1: 101.39 (A+)</b>	<b>Q2: 101.89 (A+)</b>	<b>101.89% (A+)</b>
		<b>Q3: N/A</b>	<b>Q4: N/A</b>	
# New Foster Homes During Quarter: 2		# Children in Care During Quarter: 36	# Placements During Quarter: 36	# Children in Care On Last Day: 29
	<b>Avg Performance All CPAs (%)</b>	<b>Provider Performance (%)*</b>	<b>Possible Points (Weight)</b>	<b>Provider Points Earned</b>
<b>OPM Monitoring Reviews</b>				
Annual Comprehensive Reviews	88%	80%	25	20.09
Safety Reviews	94%	98%	15	14.70
<b>Monitoring Sub-Total</b>			<b>40</b>	<b>34.79</b>
<b>CPA Safety Outcomes</b>				
Incidence of Maltreatment	0.20%	No Substantiated Reports	10	10.00
Staff Training	90%	100%	5	5.00
Staff Safety Checks	90%	100%	5	5.00
<b>Safety Sub-Total</b>			<b>20</b>	<b>20.00</b>
<b>CPA Permanency Outcomes</b>				
Placement Stability	91%	94%	15	14.10
<b>Permanency Sub-Total</b>			<b>15</b>	<b>14.10</b>
<b>CPA Well-Being Outcomes</b>				
EPSDT Medical Visits	85%	100%	4	4.00
EPSDT Dental Visits	79%	100%	4	4.00
Academic Supports	77%	100%	3	3.00
Provider ECEM Visits	92%	100%	7	7.00
Provider General Contacts	91%	100%	7	7.00
Placements with Siblings	64%	80%	Not Scored	Not Scored
Placements within Legal County	18%	0%	Not Scored	Not Scored
<b>Well-Being Sub-Total</b>			<b>25</b>	<b>25.00</b>

\*Performance calculation descriptions can be found in the FY 2018 RBWO PBP Measurements and Standards Guide.

<b>Monitoring &amp; Outcomes: Possible Points = 100</b>		<b>Points Earned: 93.89</b>	
<b>Score Before Incentives Credit</b>			<b>93.89%</b>
<b>Incentives Awarded</b>			<b>8.00 pts</b>
<b>PBP Verification</b>			<b>N/A pts</b>
<b>Total Score</b>			<b>101.89%</b>



**DHS, DFCS, Office of Provider Management**  
**Performance-Based Placement Measures**  
**RBWO Provider GA+SCORECARD - CPA**  
**Report Quarter: Q2 FY2018**



**Provider/Program Name: Care4All Children Services, Inc. - College Park (5206) - CPA**

# New Foster Homes During Quarter: 2		# Children in Care During Quarter: 36	# Placements During Quarter: 36	# Children in Care On Last Day: 29
CPA Incentive Credits	Avg Performance All CPAs (%)	Provider Performance (%)*	Possible Points (Weight)	Provider Points Earned
Early EPSDT Medical Visits		100%	2	2.00
Early EPSDT Dental Visits		100%	2	2.00
Permanency Contacts		None Planned	5	
Additional Academic Supports		100%	2	2.00
Foster Hm Retention Rate (threshold = 90)		43%	2	0.00
Foster Hm Recruitment (threshold = 100)		200%	2	2.00
Active Agency Accreditation		0%	4	0.00
Staff Clinical Licensure		0%	5	0.00
<b>Incentives Total</b>	<b>4.93</b>		<b>24</b>	<b>8.00</b>
Maximum total combined incentive credit allowed is 10 points.			<b>Incentives Awarded</b>	<b>8.00</b>

\*Performance calculation descriptions can be found in the FY 2018 RBWO PBP Measurements and Standards Guide.

**Child Protective Services Investigations and Dispositions**

The following investigations data, which is not used for scoring but is considered significant to a provider's performance, is from Georgia SHINES and is not considered final or complete until the end of the fiscal year.

Total Reports:	4
Number Screened In:	4
Number Screened Out:	0
Number Substantiated:	0
Number Unsubstantiated:	1
Number Active CPS Investigations:	3



**DHS, DFCS, Office of Provider Management**  
**Performance-Based Placement Measures**  
**RBWO Provider GA+SCORECARD - CPA**



**Report Quarter: Q2 FY2018**

**Provider/Program Name: Care4All Children Services, Inc. - Lawrenceville (5147) - CPA**

**1174 McKendree Church Rd , Lawrenceville, GA 30043**

**Phone: 678-719-9677**

**Vendor ID# 115381**

Quarterly Scores (Grades)		Current Quarter Score (Grade)
Q1: 98.11 (A+)	Q2: 98.26 (A+)	<b>98.26% (A+)</b>
Q3: N/A	Q4: N/A	

# New Foster Homes During Quarter: 4

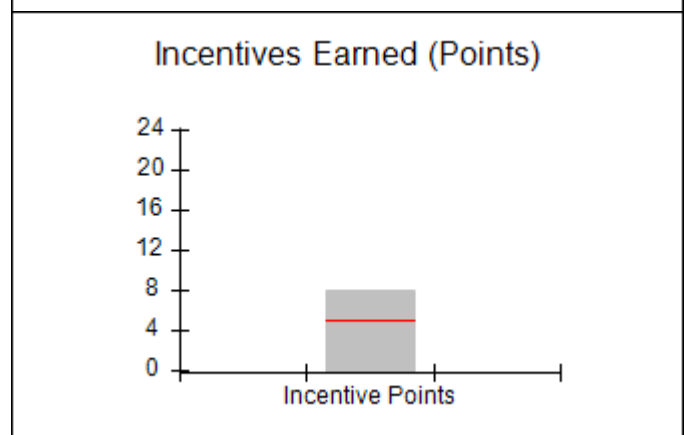
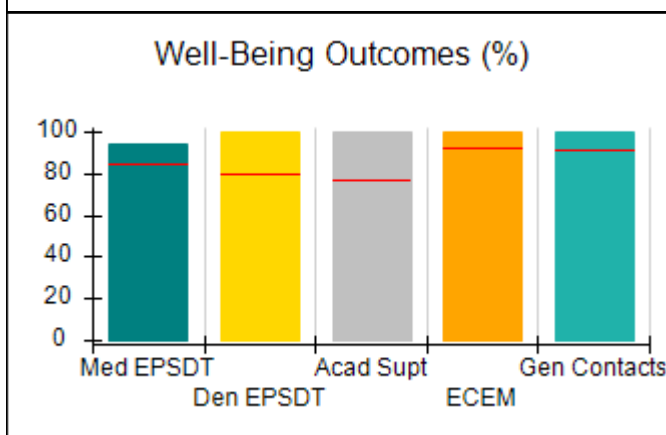
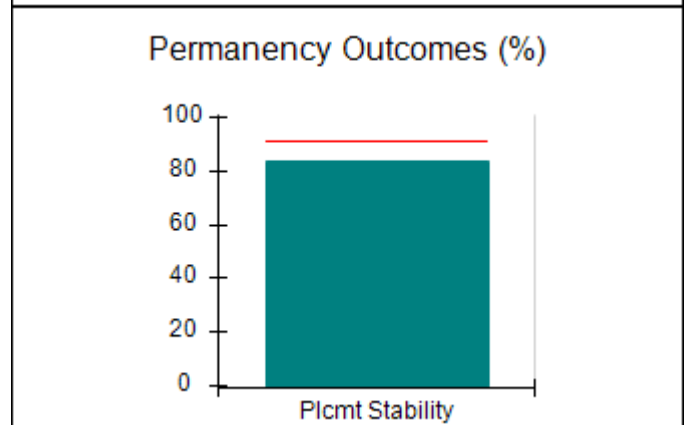
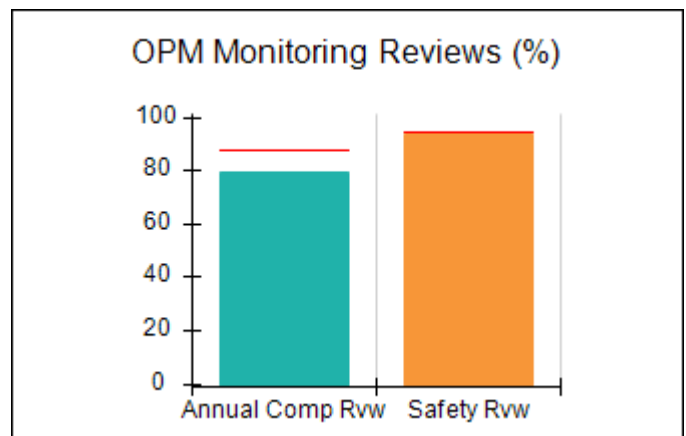
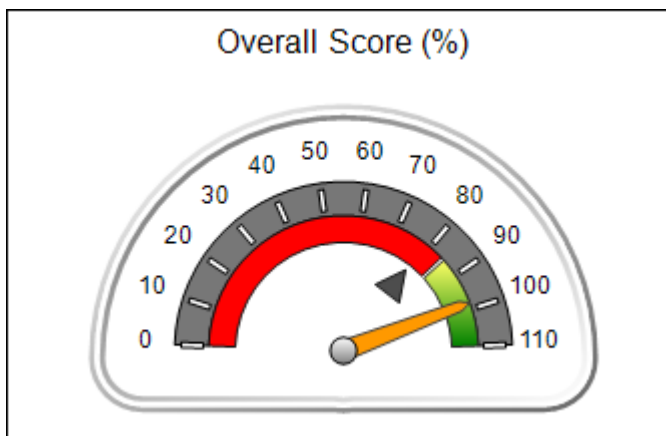
# Children in Care During Quarter: 80

# Placements During Quarter: 86

# Children in Care On Last Day: 61

**Quarterly Provider Comparisons to All CPAs**

▼ — indicates average for all CPAs





DHS, DFCS, Office of Provider Management  
**Performance-Based Placement Measures**  
**RBWO Provider GA+SCORECARD - CPA**  
**Report Quarter: Q2 FY2018**



**Provider/Program Name: Care4All Children Services, Inc. - Lawrenceville (5147) - CPA**

**1174 McKendree Church Rd , Lawrenceville, GA 30043**

**Phone: 678-719-9677**

**Vendor ID# 115381**

Quarterly Scores (Grades)		Current Quarter Score (Grade)
Q1: 98.11 (A+)	Q2: 98.26 (A+)	<b>98.26% (A+)</b>
Q3: N/A	Q4: N/A	

# New Foster Homes During Quarter: 4

# Children in Care During Quarter: 80

# Placements During Quarter: 86

# Children in Care On Last Day: 61

	Avg Performance All CPAs (%)	Provider Performance (%)*	Possible Points (Weight)	Provider Points Earned
--	------------------------------	---------------------------	--------------------------	------------------------

**OPM Monitoring Reviews**

Annual Comprehensive Reviews	88%	79%	25	19.76
Safety Reviews	94%	94%	15	14.07
<b>Monitoring Sub-Total</b>			<b>40</b>	<b>33.82</b>

**CPA Safety Outcomes**

Incidence of Maltreatment	0.20%	No Substantiated Reports	10	10.00
Staff Training	90%	82%	5	4.10
Staff Safety Checks	90%	100%	5	5.00
<b>Safety Sub-Total</b>			<b>20</b>	<b>19.10</b>

**CPA Permanency Outcomes**

Placement Stability	91%	84%	15	12.60
<b>Permanency Sub-Total</b>			<b>15</b>	<b>12.60</b>

**CPA Well-Being Outcomes**

EPSDT Medical Visits	85%	94%	4	3.76
EPSDT Dental Visits	79%	100%	4	4.00
Academic Supports	77%	100%	3	3.00
Provider ECEM Visits	92%	100%	7	7.00
Provider General Contacts	91%	100%	7	7.00
Placements with Siblings	64%	62%	Not Scored	Not Scored
Placements within Legal County	18%	7%	Not Scored	Not Scored
<b>Well-Being Sub-Total</b>			<b>25</b>	<b>24.76</b>

\*Performance calculation descriptions can be found in the FY 2018 RBWO PBP Measurements and Standards Guide.

<b>Monitoring &amp; Outcomes: Possible Points = 100</b>	<b>Points Earned: 90.28</b>
<b>Score Before Incentives Credit</b>	<b>90.28%</b>
<b>Incentives Awarded</b>	<b>7.98 pts</b>
<b>PBP Verification</b>	<b>N/A pts</b>
<b>Total Score</b>	<b>98.26%</b>



**DHS, DFCS, Office of Provider Management**  
**Performance-Based Placement Measures**  
**RBWO Provider GA+SCORECARD - CPA**  
**Report Quarter: Q2 FY2018**



**Provider/Program Name: Care4All Children Services, Inc. - Lawrenceville (5147) - CPA**

# New Foster Homes During Quarter: 4		# Children in Care During Quarter: 80	# Placements During Quarter: 86	# Children in Care On Last Day: 61
CPA Incentive Credits	Avg Performance All CPAs (%)	Provider Performance (%)*	Possible Points (Weight)	Provider Points Earned
Early EPSDT Medical Visits		100%	2	2.00
Early EPSDT Dental Visits		100%	2	2.00
Permanency Contacts		None Planned	5	
Additional Academic Supports		99%	2	1.98
Foster Hm Retention Rate (threshold = 90)		81%	2	0.00
Foster Hm Recruitment (threshold = 100)		100%	2	2.00
Active Agency Accreditation		0%	4	0.00
Staff Clinical Licensure		0%	5	0.00
<b>Incentives Total</b>	<b>4.93</b>		<b>24</b>	<b>7.98</b>
Maximum total combined incentive credit allowed is 10 points.			<b>Incentives Awarded</b>	<b>7.98</b>

\*Performance calculation descriptions can be found in the FY 2018 RBWO PBP Measurements and Standards Guide.

**Child Protective Services Investigations and Dispositions**

The following investigations data, which is not used for scoring but is considered significant to a provider's performance, is from Georgia SHINES and is not considered final or complete until the end of the fiscal year.

Total Reports:	7
Number Screened In:	6
Number Screened Out:	1
Number Substantiated:	0
Number Unsubstantiated:	4
Number Active CPS Investigations:	2



DHS, DFCS, Office of Provider Management  
**Performance-Based Placement Measures**  
**RBWO Provider GA+SCORECARD - CPA**  
Report Quarter: Q2 FY2018



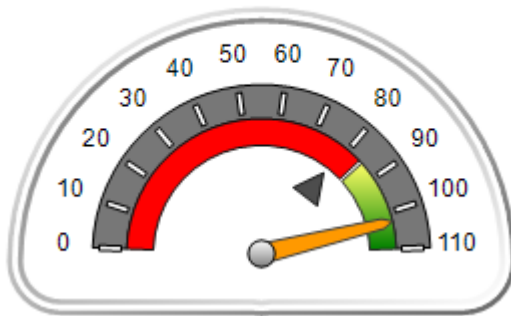
**Provider/Program Name: Centerstone of Tennessee - (5203) - CPA**

206 West Hawthorne Street, Dalton, GA 30720 Phone: 706-618-7784 Vendor ID# 132186	Quarterly Scores (Grades)		Current Quarter Score (Grade)
	Q1: 101.32 (A+)	Q2: 102.63 (A+)	102.63% (A+)
	Q3: N/A	Q4: N/A	
# New Foster Homes During Quarter: 0	# Children in Care During Quarter: 11	# Placements During Quarter: 11	# Children in Care On Last Day: 6

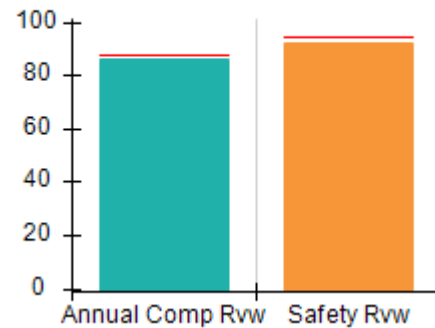
**Quarterly Provider Comparisons to All CPAs**

▼ — indicates average for all CPAs

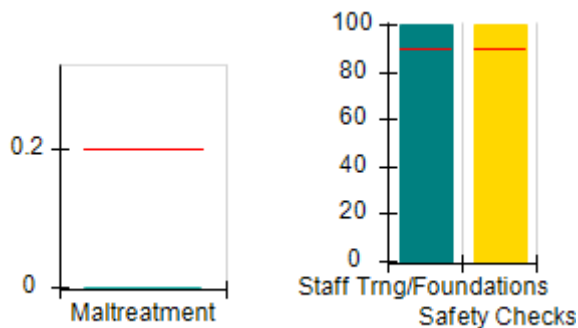
Overall Score (%)



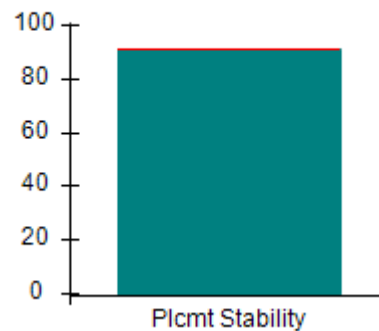
OPM Monitoring Reviews (%)



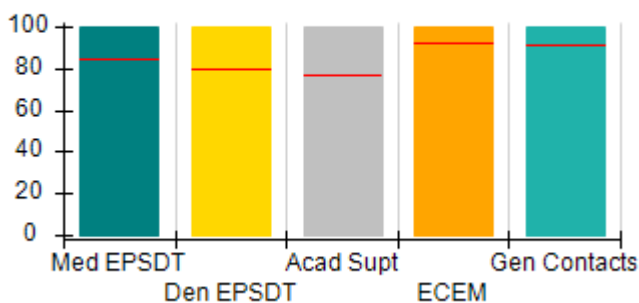
Safety Outcomes (%)



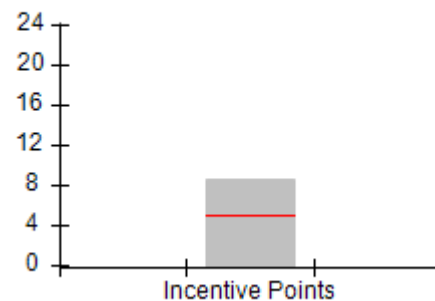
Permanency Outcomes (%)



Well-Being Outcomes (%)



Incentives Earned (Points)





DHS, DFCS, Office of Provider Management  
**Performance-Based Placement Measures**  
**RBWO Provider GA+SCORECARD - CPA**  
 Report Quarter: Q2 FY2018



**Provider/Program Name: Centerstone of Tennessee - (5203) - CPA**

206 West Hawthorne Street, Dalton, GA 30720  Phone: 706-618-7784  Vendor ID# 132186	Quarterly Scores (Grades)		Current Quarter Score (Grade)
	Q1: 101.32 (A+)	Q2: 102.63 (A+)	102.63% (A+)
	Q3: N/A	Q4: N/A	

# New Foster Homes During Quarter: 0	# Children in Care During Quarter: 11	# Placements During Quarter: 11	# Children in Care On Last Day: 6
--------------------------------------	---------------------------------------	---------------------------------	-----------------------------------

	Avg Performance All CPAs (%)	Provider Performance (%)*	Possible Points (Weight)	Provider Points Earned
--	------------------------------	---------------------------	--------------------------	------------------------

**OPM Monitoring Reviews**

Annual Comprehensive Reviews	88%	86%	25	21.60
Safety Reviews	94%	93%	15	13.88
<b>Monitoring Sub-Total</b>			<b>40</b>	<b>35.48</b>

**CPA Safety Outcomes**

Incidence of Maltreatment	0.20%	No Substantiated Reports	10	10.00
Staff Training	90%	100%	5	5.00
Staff Safety Checks	90%	100%	5	5.00
<b>Safety Sub-Total</b>			<b>20</b>	<b>20.00</b>

**CPA Permanency Outcomes**

Placement Stability	91%	91%	15	13.65
<b>Permanency Sub-Total</b>			<b>15</b>	<b>13.65</b>

**CPA Well-Being Outcomes**

EPSDT Medical Visits	85%	100%	4	4.00
EPSDT Dental Visits	79%	100%	4	4.00
Academic Supports	77%	100%	3	3.00
Provider ECEM Visits	92%	100%	7	7.00
Provider General Contacts	91%	100%	7	7.00
Placements with Siblings	64%	47%	Not Scored	Not Scored
Placements within Legal County	18%	40%	Not Scored	Not Scored
<b>Well-Being Sub-Total</b>			<b>25</b>	<b>25.00</b>

\*Performance calculation descriptions can be found in the FY 2018 RBWO PBP Measurements and Standards Guide.

<b>Monitoring &amp; Outcomes: Possible Points = 100</b>	<b>Points Earned: 94.13</b>
<b>Score Before Incentives Credit</b>	<b>94.13%</b>
<b>Incentives Awarded</b>	<b>8.50 pts</b>
<b>PBP Verification</b>	<b>N/A pts</b>
<b>Total Score</b>	<b>102.63%</b>



**DHS, DFCS, Office of Provider Management**  
**Performance-Based Placement Measures**  
**RBWO Provider GA+SCORECARD - CPA**  
**Report Quarter: Q2 FY2018**



**Provider/Program Name: Centerstone of Tennessee - (5203) - CPA**

# New Foster Homes During Quarter: 0		# Children in Care During Quarter: 11	# Placements During Quarter: 11	# Children in Care On Last Day: 6
CPA Incentive Credits	Avg Performance All CPAs (%)	Provider Performance (%)*	Possible Points (Weight)	Provider Points Earned
Early EPSDT Medical Visits		100%	2	2.00
Early EPSDT Dental Visits		100%	2	2.00
Permanency Contacts		None Planned	5	
Additional Academic Supports		25%	2	0.50
Foster Hm Retention Rate (threshold = 90)		100%	2	2.00
Foster Hm Recruitment (threshold = 100)		0%	2	0.00
Active Agency Accreditation		50%	4	2.00
Staff Clinical Licensure		0%	5	0.00
<b>Incentives Total</b>	<b>4.93</b>		<b>24</b>	<b>8.50</b>
Maximum total combined incentive credit allowed is 10 points.			<b>Incentives Awarded</b>	<b>8.50</b>

\*Performance calculation descriptions can be found in the FY 2018 RBWO PBP Measurements and Standards Guide.

**Child Protective Services Investigations and Dispositions**

The following investigations data, which is not used for scoring but is considered significant to a provider's performance, is from Georgia SHINES and is not considered final or complete until the end of the fiscal year.

Total Reports:	0
Number Screened In:	0
Number Screened Out:	0
Number Substantiated:	0
Number Unsubstantiated:	0
Number Active CPS Investigations:	0





DHS, DFCS, Office of Provider Management  
**Performance-Based Placement Measures**  
**RBWO Provider GA+SCORECARD - CPA**



Report Quarter: Q2 FY2018

**Provider/Program Name: Childkind, Inc - (583) - CPA**

1990 Lakeside Parkway, Tucker, GA 30084

Phone: 404-248-1980

Vendor ID# 35271

**Quarterly Scores (Grades)**

Q1: 101.25 (A+)

Q2: 103.40 (A+)

Q3: N/A

Q4: N/A

**Current Quarter Score (Grade)**

**103.40%**

**(A+)**

# New Foster Homes During Quarter: 0

# Children in Care During Quarter: 80

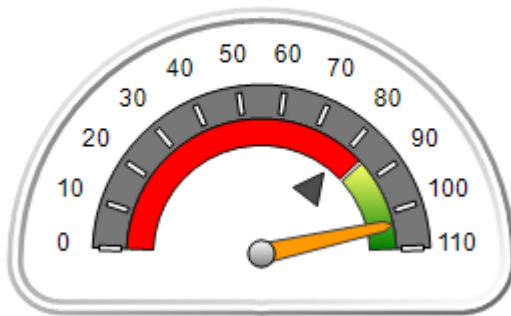
# Placements During Quarter: 81

# Children in Care On Last Day: 73

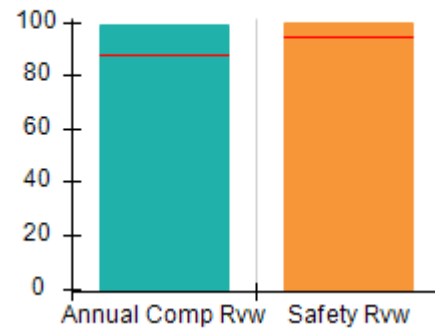
**Quarterly Provider Comparisons to All CPAs**

— indicates average for all CPAs

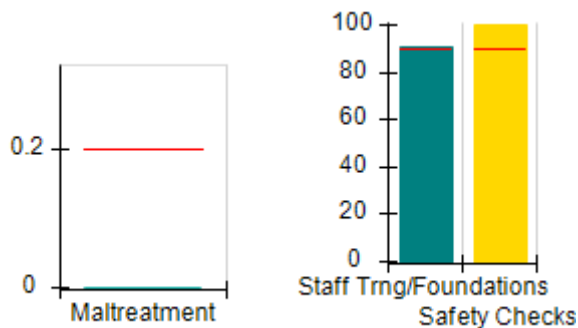
**Overall Score (%)**



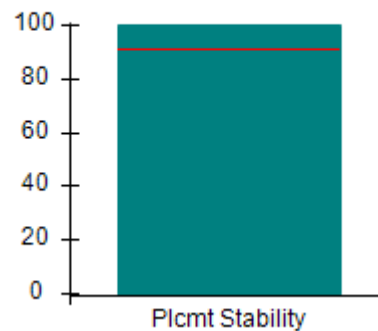
**OPM Monitoring Reviews (%)**



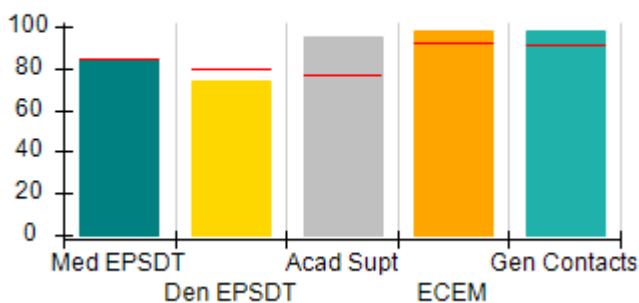
**Safety Outcomes (%)**



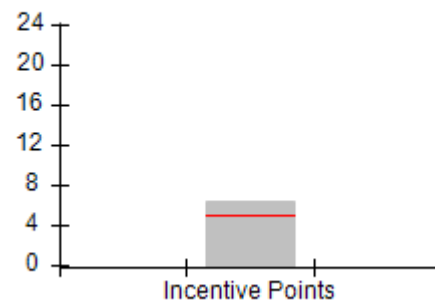
**Permanency Outcomes (%)**



**Well-Being Outcomes (%)**



**Incentives Earned (Points)**





DHS, DFCS, Office of Provider Management  
**Performance-Based Placement Measures**  
**RBWO Provider GA+SCORECARD - CPA**  
 Report Quarter: Q2 FY2018



**Provider/Program Name: Childkind, Inc - (583) - CPA**

1990 Lakeside Parkway, Tucker, GA 30084  Phone: 404-248-1980  Vendor ID# 35271	Quarterly Scores (Grades)		Current Quarter Score (Grade)
	Q1: 101.25 (A+)	Q2: 103.40 (A+)	<b>103.40%</b> <b>(A+)</b>
	Q3: N/A	Q4: N/A	

# New Foster Homes During Quarter: 0	# Children in Care During Quarter: 80	# Placements During Quarter: 81	# Children in Care On Last Day: 73
--------------------------------------	---------------------------------------	---------------------------------	------------------------------------

	Avg Performance All CPAs (%)	Provider Performance (%)*	Possible Points (Weight)	Provider Points Earned
--	------------------------------	---------------------------	--------------------------	------------------------

**OPM Monitoring Reviews**

Annual Comprehensive Reviews	88%	99%	25	24.75
Safety Reviews	94%	100%	15	14.93
<b>Monitoring Sub-Total</b>			<b>40</b>	<b>39.68</b>

**CPA Safety Outcomes**

Incidence of Maltreatment	0.20%	No Substantiated Reports	10	10.00
Staff Training	90%	91%	5	4.55
Staff Safety Checks	90%	100%	5	5.00
<b>Safety Sub-Total</b>			<b>20</b>	<b>19.55</b>

**CPA Permanency Outcomes**

Placement Stability	91%	100%	15	15.00
<b>Permanency Sub-Total</b>			<b>15</b>	<b>15.00</b>

**CPA Well-Being Outcomes**

EPSDT Medical Visits	85%	84%	4	3.36
EPSDT Dental Visits	79%	74%	4	2.96
Academic Supports	77%	95%	3	2.85
Provider ECEM Visits	92%	98%	7	6.86
Provider General Contacts	91%	98%	7	6.86
Placements with Siblings	64%	70%	Not Scored	Not Scored
Placements within Legal County	18%	6%	Not Scored	Not Scored
<b>Well-Being Sub-Total</b>			<b>25</b>	<b>22.89</b>

\*Performance calculation descriptions can be found in the FY 2018 RBWO PBP Measurements and Standards Guide.

<b>Monitoring &amp; Outcomes: Possible Points = 100</b>	<b>Points Earned: 97.12</b>
<b>Score Before Incentives Credit</b>	<b>97.12%</b>
<b>Incentives Awarded</b>	<b>6.28 pts</b>
<b>PBP Verification</b>	<b>N/A pts</b>
<b>Total Score</b>	<b>103.40%</b>



DHS, DFCS, Office of Provider Management  
**Performance-Based Placement Measures**  
**RBWO Provider GA+SCORECARD - CPA**  
Report Quarter: Q2 FY2018



**Provider/Program Name: Childkind, Inc - (583) - CPA**

# New Foster Homes During Quarter: 0		# Children in Care During Quarter: 80	# Placements During Quarter: 81	# Children in Care On Last Day: 73
CPA Incentive Credits	Avg Performance All CPAs (%)	Provider Performance (%)*	Possible Points (Weight)	Provider Points Earned
Early EPSDT Medical Visits		80%	2	1.60
Early EPSDT Dental Visits		34%	2	0.68
Permanency Contacts		None Planned	5	
Additional Academic Supports		0%	2	0.00
Foster Hm Retention Rate (threshold = 90)		95%	2	2.00
Foster Hm Recruitment (threshold = 100)		0%	2	0.00
Active Agency Accreditation		50%	4	2.00
Staff Clinical Licensure		0%	5	0.00
<b>Incentives Total</b>	<b>4.93</b>		<b>24</b>	<b>6.28</b>
Maximum total combined incentive credit allowed is 10 points.			<b>Incentives Awarded</b>	<b>6.28</b>

\*Performance calculation descriptions can be found in the FY 2018 RBWO PBP Measurements and Standards Guide.

**Child Protective Services Investigations and Dispositions**

The following investigations data, which is not used for scoring but is considered significant to a provider's performance, is from Georgia SHINES and is not considered final or complete until the end of the fiscal year.

Total Reports:	2
Number Screened In:	0
Number Screened Out:	2
Number Substantiated:	0
Number Unsubstantiated:	0
Number Active CPS Investigations:	0



DHS, DFCS, Office of Provider Management  
**Performance-Based Placement Measures**  
**RBWO Provider GA+SCORECARD - CPA**  
Report Quarter: Q2 FY2018



**Provider/Program Name: Choices for Life Of GA - Valdosta (943) - CPA**

2200 North Patterson, Valdosta, GA 31602

Phone: 229 244-1707

Vendor ID# 35275

**Quarterly Scores (Grades)**

Q1: 106.43 (A+)

Q2: 104.08 (A+)

Q3: N/A

Q4: N/A

**Current Quarter Score (Grade)**

**104.08%**  
**(A+)**

# New Foster Homes During Quarter: 0

# Children in Care During Quarter: 34

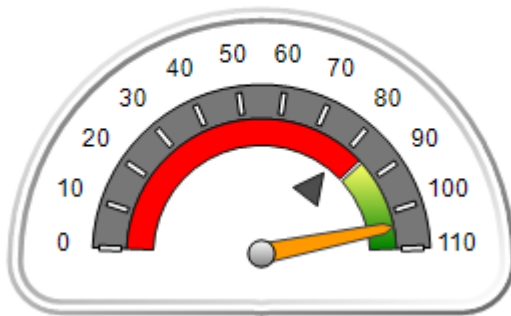
# Placements During Quarter: 36

# Children in Care On Last Day: 32

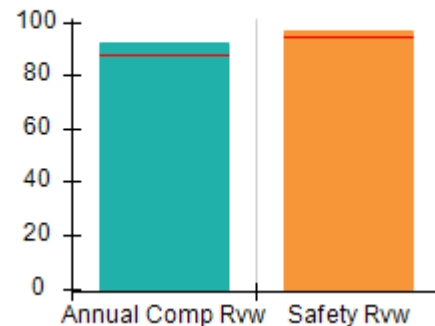
**Quarterly Provider Comparisons to All CPAs**

— indicates average for all CPAs

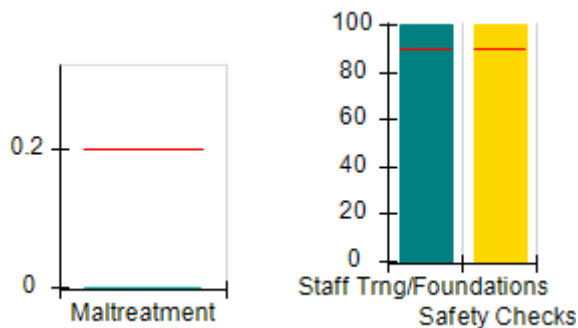
**Overall Score (%)**



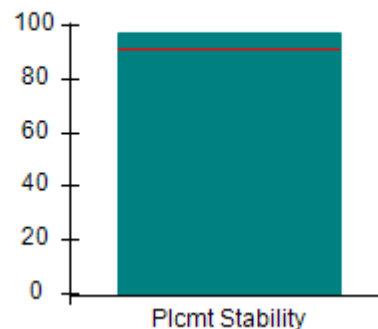
**OPM Monitoring Reviews (%)**



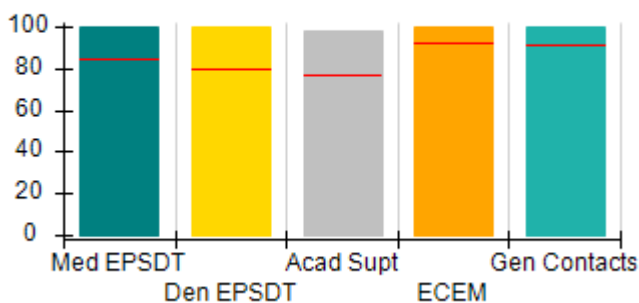
**Safety Outcomes (%)**



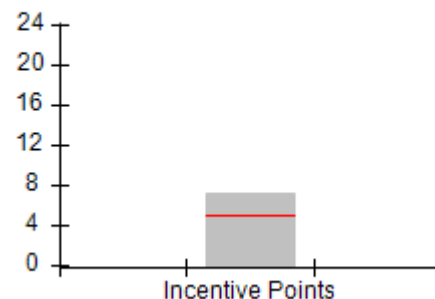
**Permanency Outcomes (%)**



**Well-Being Outcomes (%)**



**Incentives Earned (Points)**





DHS, DFCS, Office of Provider Management  
**Performance-Based Placement Measures**  
**RBWO Provider GA+SCORECARD - CPA**  
 Report Quarter: Q2 FY2018



**Provider/Program Name: Choices for Life Of GA - Valdosta (943) - CPA**

<b>2200 North Patterson, Valdosta, GA 31602</b>  <b>Phone: 229 244-1707</b>  <b>Vendor ID# 35275</b>		<b>Quarterly Scores (Grades)</b>		<b>Current Quarter Score (Grade)</b>
		<b>Q1: 106.43 (A+)</b>	<b>Q2: 104.08 (A+)</b>	<b>104.08% (A+)</b>
		<b>Q3: N/A</b>	<b>Q4: N/A</b>	
# New Foster Homes During Quarter: 0		# Children in Care During Quarter: 34	# Placements During Quarter: 36	# Children in Care On Last Day: 32
	<b>Avg Performance All CPAs (%)</b>	<b>Provider Performance (%)*</b>	<b>Possible Points (Weight)</b>	<b>Provider Points Earned</b>
<b>OPM Monitoring Reviews</b>				
Annual Comprehensive Reviews	88%	92%	25	23.02
Safety Reviews	94%	96%	15	14.46
<b>Monitoring Sub-Total</b>			<b>40</b>	<b>37.47</b>
<b>CPA Safety Outcomes</b>				
Incidence of Maltreatment	0.20%	No Substantiated Reports	10	10.00
Staff Training	90%	100%	5	5.00
Staff Safety Checks	90%	100%	5	5.00
<b>Safety Sub-Total</b>			<b>20</b>	<b>20.00</b>
<b>CPA Permanency Outcomes</b>				
Placement Stability	91%	97%	15	14.55
<b>Permanency Sub-Total</b>			<b>15</b>	<b>14.55</b>
<b>CPA Well-Being Outcomes</b>				
EPSDT Medical Visits	85%	100%	4	4.00
EPSDT Dental Visits	79%	100%	4	4.00
Academic Supports	77%	98%	3	2.94
Provider ECEM Visits	92%	100%	7	7.00
Provider General Contacts	91%	100%	7	7.00
Placements with Siblings	64%	33%	Not Scored	Not Scored
Placements within Legal County	18%	0%	Not Scored	Not Scored
<b>Well-Being Sub-Total</b>			<b>25</b>	<b>24.94</b>

\*Performance calculation descriptions can be found in the FY 2018 RBWO PBP Measurements and Standards Guide.

<b>Monitoring &amp; Outcomes: Possible Points = 100</b>	<b>Points Earned: 96.96</b>
<b>Score Before Incentives Credit</b>	<b>96.96%</b>
<b>Incentives Awarded</b>	<b>7.12 pts</b>
<b>PBP Verification</b>	<b>N/A pts</b>
<b>Total Score</b>	<b>104.08%</b>



**DHS, DFCS, Office of Provider Management**  
**Performance-Based Placement Measures**  
**RBWO Provider GA+SCORECARD - CPA**  
**Report Quarter: Q2 FY2018**



**Provider/Program Name: Choices for Life Of GA - Valdosta (943) - CPA**

# New Foster Homes During Quarter: 0		# Children in Care During Quarter: 34	# Placements During Quarter: 36	# Children in Care On Last Day: 32
CPA Incentive Credits	Avg Performance All CPAs (%)	Provider Performance (%)*	Possible Points (Weight)	Provider Points Earned
Early EPSDT Medical Visits		100%	2	2.00
Early EPSDT Dental Visits		100%	2	2.00
Permanency Contacts		0%	5	0.00
Additional Academic Supports		31%	2	0.62
Foster Hm Retention Rate (threshold = 90)		69%	2	0.00
Foster Hm Recruitment (threshold = 100)		0%	2	0.00
Active Agency Accreditation		50%	4	2.00
Staff Clinical Licensure		10%	5	0.50
<b>Incentives Total</b>	<b>4.93</b>		<b>24</b>	<b>7.12</b>
Maximum total combined incentive credit allowed is 10 points.			<b>Incentives Awarded</b>	<b>7.12</b>

\*Performance calculation descriptions can be found in the FY 2018 RBWO PBP Measurements and Standards Guide.

**Child Protective Services Investigations and Dispositions**

The following investigations data, which is not used for scoring but is considered significant to a provider's performance, is from Georgia SHINES and is not considered final or complete until the end of the fiscal year.

Total Reports:	1
Number Screened In:	0
Number Screened Out:	1
Number Substantiated:	0
Number Unsubstantiated:	0
Number Active CPS Investigations:	0



DHS, DFCS, Office of Provider Management  
**Performance-Based Placement Measures**  
**RBWO Provider GA+SCORECARD - CPA**  
Report Quarter: Q2 FY2018



**Provider/Program Name: CHRIS 180 Inc. - (5335) - CPA**

1017 Fayetteville Rd, Atlanta, GA 30316

Phone: 404-564-3402

Vendor ID# 157648

**Quarterly Scores (Grades)**

**Current Quarter Score (Grade)**

Q1: N/A

Q2: N/A

**N/A%**

Q3: N/A

Q4: N/A

# New Foster Homes During Quarter: 2

# Children in Care During Quarter: 0

# Placements During Quarter: 0

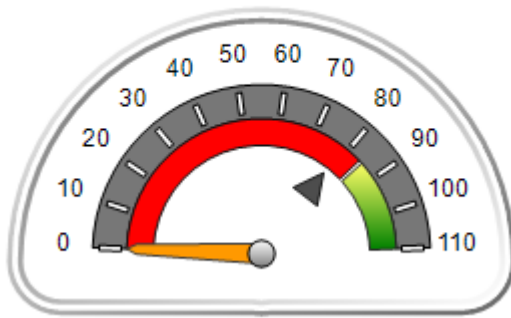
# Children in Care On Last Day: 2

**Quarterly Provider Comparisons to All CPAs**

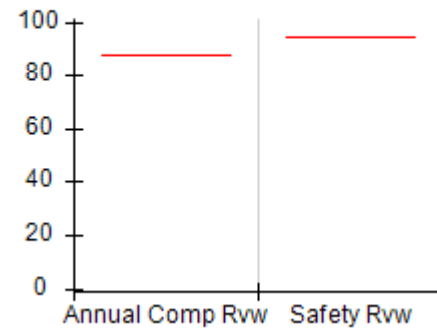


indicates average for all CPAs

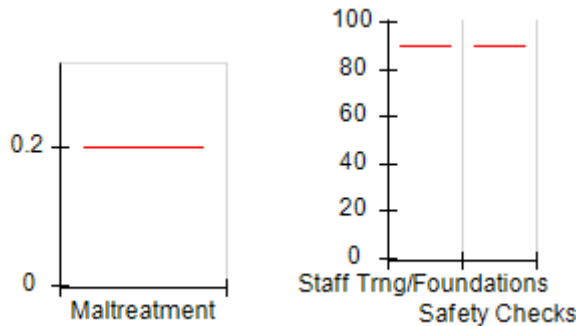
**Overall Score (%)**



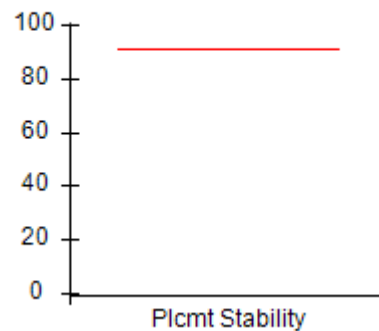
**OPM Monitoring Reviews (%)**



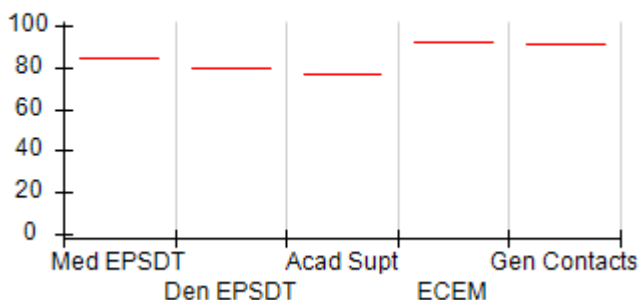
**Safety Outcomes (%)**



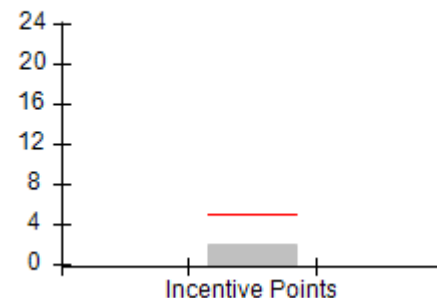
**Permanency Outcomes (%)**



**Well-Being Outcomes (%)**



**Incentives Earned (Points)**





**DHS, DFCS, Office of Provider Management**  
**Performance-Based Placement Measures**  
**RBWO Provider GA+SCORECARD - CPA**  
**Report Quarter: Q2 FY2018**



**Provider/Program Name: CHRIS 180 Inc. - (5335) - CPA**

<b>1017 Fayetteville Rd, Atlanta, GA 30316</b>  <b>Phone: 404-564-3402</b>  <b>Vendor ID# 157648</b>		<b>Quarterly Scores (Grades)</b>		<b>Current Quarter Score (Grade)</b>
		<b>Q1: N/A</b>	<b>Q2: N/A</b>	<b>N/A% (F)</b>
		<b>Q3: N/A</b>	<b>Q4: N/A</b>	
# New Foster Homes During Quarter: 2		# Children in Care During Quarter: 0	# Placements During Quarter: 0	# Children in Care On Last Day: 2
	<b>Avg Performance All CPAs (%)</b>	<b>Provider Performance (%)*</b>	<b>Possible Points (Weight)</b>	<b>Provider Points Earned</b>
<b>OPM Monitoring Reviews</b>				
Annual Comprehensive Reviews	88%	Not Yet Conducted		
Safety Reviews	94%	Not Yet Conducted		
<b>Monitoring Sub-Total</b>				<b>0.00</b>
<b>CPA Safety Outcomes</b>				
Incidence of Maltreatment	0.20%	Not Eligible		
Staff Training	90%	Not Eligible		
Staff Safety Checks	90%	Not Eligible		
<b>Safety Sub-Total</b>			<b>N/A</b>	
<b>CPA Permanency Outcomes</b>				
Placement Stability	91%	Not Eligible		
<b>Permanency Sub-Total</b>			<b>N/A</b>	
<b>CPA Well-Being Outcomes</b>				
EPSDT Medical Visits	85%	Not Eligible		
EPSDT Dental Visits	79%	Not Eligible		
Academic Supports	77%	Not Eligible		
Provider ECEM Visits	92%	Not Eligible		
Provider General Contacts	91%	Not Eligible		
Placements with Siblings	64%	Not Eligible	Not Scored	Not Scored
Placements within Legal County	18%	Not Eligible	Not Scored	Not Scored
<b>Well-Being Sub-Total</b>			<b>N/A</b>	

\*Performance calculation descriptions can be found in the FY 2018 RBWO PBP Measurements and Standards Guide.

<b>Monitoring &amp; Outcomes: Possible Points = 0</b>	<b>Points Earned: N/A</b>
<b>Score Before Incentives Credit</b>	<b>N/A</b>
<b>Incentives Awarded</b>	<b>2.00 pts</b>
<b>PBP Verification</b>	<b>N/A pts</b>
<b>Total Score</b>	<b>N/A%</b>





**DHS, DFCS, Office of Provider Management**  
**Performance-Based Placement Measures**  
**RBWO Provider GA+SCORECARD - CPA**



**Report Quarter: Q2 FY2018**

**Provider/Program Name: CHRIS 180 Inc. - (5335) - CPA**

# New Foster Homes During Quarter: 2		# Children in Care During Quarter: 0	# Placements During Quarter: 0	# Children in Care On Last Day: 2
CPA Incentive Credits	Avg Performance All CPAs (%)	Provider Performance (%)*	Possible Points (Weight)	Provider Points Earned
Early EPSDT Medical Visits		Not Eligible	2	
Early EPSDT Dental Visits		Not Eligible	2	
Permanency Contacts		None Planned	5	
Additional Academic Supports		Not Eligible	2	
Foster Hm Retention Rate (threshold = 90)		Not Eligible	2	0.00
Foster Hm Recruitment (threshold = 100)		200%	2	2.00
Active Agency Accreditation		0%	4	0.00
Staff Clinical Licensure		0%	5	0.00
<b>Incentives Total</b>	<b>4.93</b>		<b>24</b>	<b>2.00</b>
Maximum total combined incentive credit allowed is 10 points.			<b>Incentives Awarded</b>	<b>2.00</b>

\*Performance calculation descriptions can be found in the FY 2018 RBWO PBP Measurements and Standards Guide.

**Child Protective Services Investigations and Dispositions**

The following investigations data, which is not used for scoring but is considered significant to a provider's performance, is from Georgia SHINES and is not considered final or complete until the end of the fiscal year.

Total Reports:	0
Number Screened In:	0
Number Screened Out:	0
Number Substantiated:	0
Number Unsubstantiated:	0
Number Active CPS Investigations:	0



DHS, DFCS, Office of Provider Management

## Performance-Based Placement Measures

### RBWO Provider GA+SCORECARD - CPA



Report Quarter: Q2 FY2018

**Provider/Program Name: CHRIS 180 Inc. - DBA: Gateway Lithonia (5236) - CPA**

5210 Lost Dutchman, Lithonia, GA 30038

Phone: 404-564-3402

Vendor ID# 85446

Quarterly Scores (Grades)

Q1: 85.30 (B)

Q2: 99.17 (A+)

Q3: N/A

Q4: N/A

Current Quarter Score (Grade)

99.17%

(A+)

# New Foster Homes During Quarter: 0

# Children in Care During Quarter: 6

# Placements During Quarter: 6

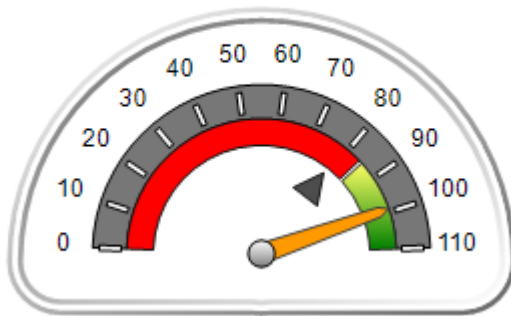
# Children in Care On Last Day: 6

### Quarterly Provider Comparisons to All CPAs

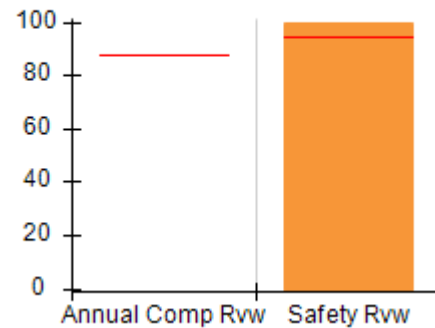


indicates average for all CPAs

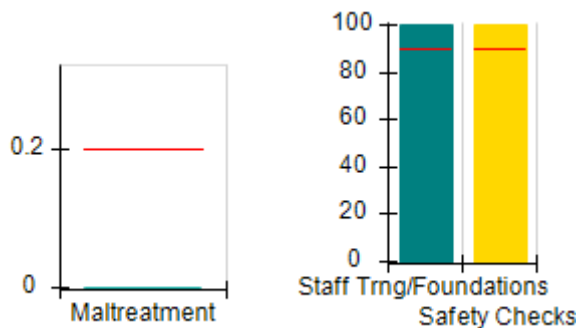
Overall Score (%)



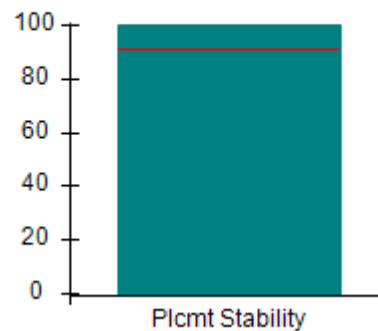
OPM Monitoring Reviews (%)



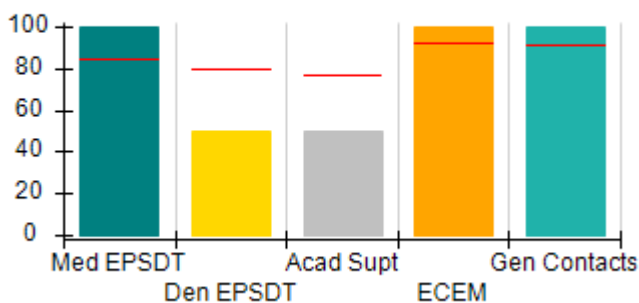
Safety Outcomes (%)



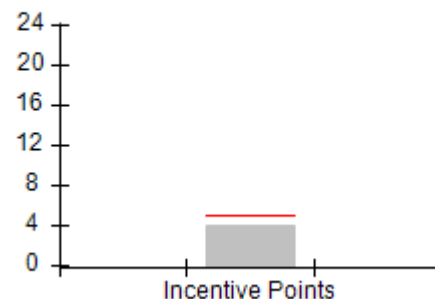
Permanency Outcomes (%)



Well-Being Outcomes (%)



Incentives Earned (Points)





DHS, DFCS, Office of Provider Management  
**Performance-Based Placement Measures**  
**RBWO Provider GA+SCORECARD - CPA**  
**Report Quarter: Q2 FY2018**



**Provider/Program Name: CHRIS 180 Inc. - DBA: Gateway Lithonia (5236) - CPA**

<b>5210 Lost Dutchman, Lithonia, GA 30038</b>  <b>Phone: 404-564-3402</b>  <b>Vendor ID# 85446</b>		<b>Quarterly Scores (Grades)</b>		<b>Current Quarter Score (Grade)</b>
		<b>Q1: 85.30 (B)</b>	<b>Q2: 99.17 (A+)</b>	<b>99.17% (A+)</b>
		<b>Q3: N/A</b>	<b>Q4: N/A</b>	
# New Foster Homes During Quarter: 0		# Children in Care During Quarter: 6	# Placements During Quarter: 6	# Children in Care On Last Day: 6
	<b>Avg Performance All CPAs (%)</b>	<b>Provider Performance (%)*</b>	<b>Possible Points (Weight)</b>	<b>Provider Points Earned</b>
<b>OPM Monitoring Reviews</b>				
Annual Comprehensive Reviews	88%	Not Yet Conducted		
Safety Reviews	94%	100%	15	15.00
<b>Monitoring Sub-Total</b>			<b>15</b>	<b>15.00</b>
<b>CPA Safety Outcomes</b>				
Incidence of Maltreatment	0.20%	No Substantiated Reports	10	10.00
Staff Training	90%	100%	5	5.00
Staff Safety Checks	90%	100%	5	5.00
<b>Safety Sub-Total</b>			<b>20</b>	<b>20.00</b>
<b>CPA Permanency Outcomes</b>				
Placement Stability	91%	100%	15	15.00
<b>Permanency Sub-Total</b>			<b>15</b>	<b>15.00</b>
<b>CPA Well-Being Outcomes</b>				
EPSDT Medical Visits	85%	100%	4	4.00
EPSDT Dental Visits	79%	50%	4	2.00
Academic Supports	77%	50%	3	1.50
Provider ECEM Visits	92%	100%	7	7.00
Provider General Contacts	91%	100%	7	7.00
Placements with Siblings	64%	100%	Not Scored	Not Scored
Placements within Legal County	18%	Not Eligible	Not Scored	Not Scored
<b>Well-Being Sub-Total</b>			<b>25</b>	<b>21.50</b>

\*Performance calculation descriptions can be found in the FY 2018 RBWO PBP Measurements and Standards Guide.

<b>Monitoring &amp; Outcomes: Possible Points = 75</b>		<b>Points Earned: 71.50</b>	
<b>Score Before Incentives Credit</b>			<b>95.33%</b>
<b>Incentives Awarded</b>			<b>3.84 pts</b>
<b>PBP Verification</b>			<b>N/A pts</b>
<b>Total Score</b>			<b>99.17%</b>



DHS, DFCS, Office of Provider Management  
**Performance-Based Placement Measures**  
**RBWO Provider GA+SCORECARD - CPA**  
Report Quarter: Q2 FY2018



**Provider/Program Name: CHRIS 180 Inc. - DBA: Gateway Lithonia (5236) - CPA**

# New Foster Homes During Quarter: 0		# Children in Care During Quarter: 6	# Placements During Quarter: 6	# Children in Care On Last Day: 6
CPA Incentive Credits	Avg Performance All CPAs (%)	Provider Performance (%)*	Possible Points (Weight)	Provider Points Earned
Early EPSDT Medical Visits		Not Eligible	2	
Early EPSDT Dental Visits		25%	2	0.50
Permanency Contacts		None Planned	5	
Additional Academic Supports		17%	2	0.34
Foster Hm Retention Rate (threshold = 90)		100%	2	2.00
Foster Hm Recruitment (threshold = 100)		0%	2	0.00
Active Agency Accreditation		0%	4	0.00
Staff Clinical Licensure		20%	5	1.00
<b>Incentives Total</b>	<b>4.93</b>		<b>24</b>	<b>3.84</b>
Maximum total combined incentive credit allowed is 10 points.			<b>Incentives Awarded</b>	<b>3.84</b>

\*Performance calculation descriptions can be found in the FY 2018 RBWO PBP Measurements and Standards Guide.

**Child Protective Services Investigations and Dispositions**

The following investigations data, which is not used for scoring but is considered significant to a provider's performance, is from Georgia SHINES and is not considered final or complete until the end of the fiscal year.

Total Reports:	0
Number Screened In:	0
Number Screened Out:	0
Number Substantiated:	0
Number Unsubstantiated:	0
Number Active CPS Investigations:	0



DHS, DFCS, Office of Provider Management  
**Performance-Based Placement Measures**  
**RBWO Provider GA+SCORECARD - CPA**



Report Quarter: Q2 FY2018

**Provider/Program Name: CHRIS 180 Inc. - DBA: Gateway Snellville (5166) - CPA**

386 Lenora Church Rd, Atlanta, GA 30309

Phone: 404-564-3402

Vendor ID# 117441

Quarterly Scores (Grades)

Current Quarter Score  
(Grade)

Q1: 97.48 (A+)

Q2: 106.43 (A+)

106.43%

Q3: N/A

Q4: N/A

(A+)

# New Foster Homes During Quarter: 1

# Children in Care During  
Quarter: 2

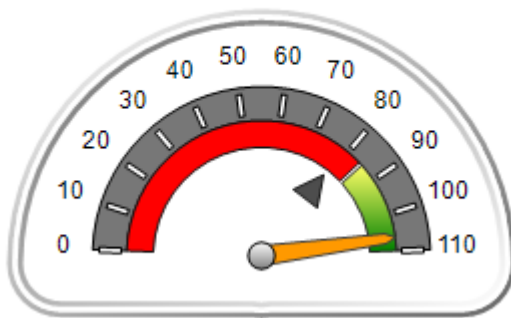
# Placements During  
Quarter: 2

# Children in Care On Last  
Day: 0

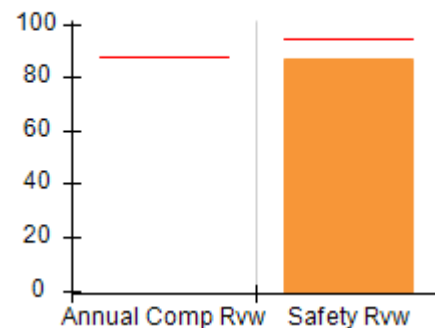
**Quarterly Provider Comparisons to All CPAs**

— indicates average for all CPAs

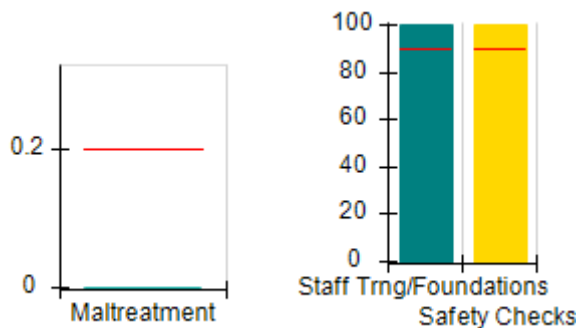
Overall Score (%)



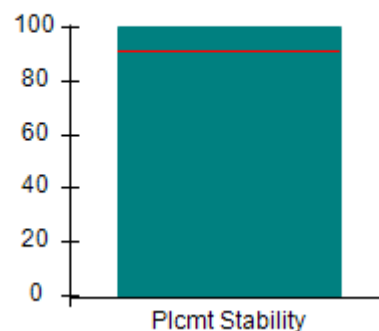
OPM Monitoring Reviews (%)



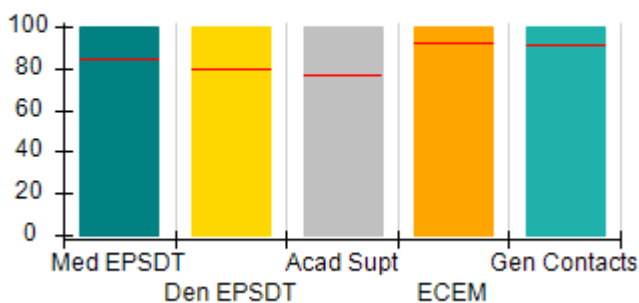
Safety Outcomes (%)



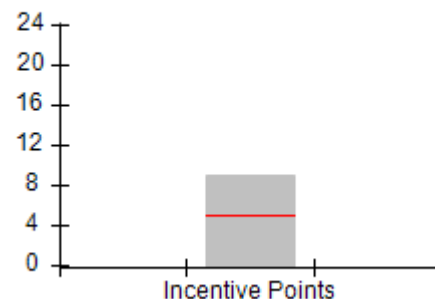
Permanency Outcomes (%)



Well-Being Outcomes (%)



Incentives Earned (Points)





DHS, DFCS, Office of Provider Management  
**Performance-Based Placement Measures**  
**RBWO Provider GA+SCORECARD - CPA**



Report Quarter: Q2 FY2018

**Provider/Program Name: CHRIS 180 Inc. - DBA: Gateway Snellville (5166) - CPA**

<b>386 Lenora Church Rd, Atlanta, GA 30309</b>  <b>Phone: 404-564-3402</b>  <b>Vendor ID# 117441</b>		Quarterly Scores (Grades)		Current Quarter Score (Grade)
		Q1: 97.48 (A+)	Q2: 106.43 (A+)	<b>106.43%</b> <b>(A+)</b>
		Q3: N/A	Q4: N/A	
# New Foster Homes During Quarter: 1		# Children in Care During Quarter: 2	# Placements During Quarter: 2	# Children in Care On Last Day: 0
	Avg Performance All CPAs (%)	Provider Performance (%)*	Possible Points (Weight)	Provider Points Earned
<b>OPM Monitoring Reviews</b>				
Annual Comprehensive Reviews	88%	Not Yet Conducted		
Safety Reviews	94%	87%	15	13.07
<b>Monitoring Sub-Total</b>			<b>15</b>	<b>13.07</b>
<b>CPA Safety Outcomes</b>				
Incidence of Maltreatment	0.20%	No Substantiated Reports	10	10.00
Staff Training	90%	100%	5	5.00
Staff Safety Checks	90%	100%	5	5.00
<b>Safety Sub-Total</b>			<b>20</b>	<b>20.00</b>
<b>CPA Permanency Outcomes</b>				
Placement Stability	91%	100%	15	15.00
<b>Permanency Sub-Total</b>			<b>15</b>	<b>15.00</b>
<b>CPA Well-Being Outcomes</b>				
EPSDT Medical Visits	85%	100%	4	4.00
EPSDT Dental Visits	79%	100%	4	4.00
Academic Supports	77%	100%	3	3.00
Provider ECEM Visits	92%	100%	7	7.00
Provider General Contacts	91%	100%	7	7.00
Placements with Siblings	64%	100%	Not Scored	Not Scored
Placements within Legal County	18%	0%	Not Scored	Not Scored
<b>Well-Being Sub-Total</b>			<b>25</b>	<b>25.00</b>

\*Performance calculation descriptions can be found in the FY 2018 RBWO PBP Measurements and Standards Guide.

<b>Monitoring &amp; Outcomes: Possible Points = 75</b>		<b>Points Earned: 73.07</b>	
<b>Score Before Incentives Credit</b>			<b>97.43%</b>
<b>Incentives Awarded</b>			<b>9.00 pts</b>
<b>PBP Verification</b>			<b>N/A pts</b>
<b>Total Score</b>			<b>106.43%</b>



**DHS, DFCS, Office of Provider Management**  
**Performance-Based Placement Measures**  
**RBWO Provider GA+SCORECARD - CPA**  
**Report Quarter: Q2 FY2018**



**Provider/Program Name: CHRIS 180 Inc. - DBA: Gateway Snellville (5166) - CPA**

# New Foster Homes During Quarter: 1		# Children in Care During Quarter: 2	# Placements During Quarter: 2	# Children in Care On Last Day: 0
CPA Incentive Credits	Avg Performance All CPAs (%)	Provider Performance (%)*	Possible Points (Weight)	Provider Points Earned
Early EPSDT Medical Visits		Not Eligible	2	
Early EPSDT Dental Visits		Not Eligible	2	
Permanency Contacts		None Planned	5	
Additional Academic Supports		100%	2	2.00
Foster Hm Retention Rate (threshold = 90)		100%	2	2.00
Foster Hm Recruitment (threshold = 100)		100%	2	2.00
Active Agency Accreditation		50%	4	2.00
Staff Clinical Licensure		20%	5	1.00
<b>Incentives Total</b>	<b>4.93</b>		<b>24</b>	<b>9.00</b>
Maximum total combined incentive credit allowed is 10 points.			<b>Incentives Awarded</b>	<b>9.00</b>

\*Performance calculation descriptions can be found in the FY 2018 RBWO PBP Measurements and Standards Guide.

**Child Protective Services Investigations and Dispositions**

The following investigations data, which is not used for scoring but is considered significant to a provider's performance, is from Georgia SHINES and is not considered final or complete until the end of the fiscal year.

Total Reports:	0
Number Screened In:	0
Number Screened Out:	0
Number Substantiated:	0
Number Unsubstantiated:	0
Number Active CPS Investigations:	0



**DHS, DFCS, Office of Provider Management**  
**Performance-Based Placement Measures**  
**RBWO Provider GA+SCORECARD - CPA**



**Report Quarter: Q2 FY2018**

**Provider/Program Name: Community Connections - (586) - CPA**

**2300 West Park Place Blvd., Stone Mountain, GA 30087**

**Phone: 770-465-9644**

**Vendor ID# 35292**

**Quarterly Scores (Grades)**

**Q1: 103.39 (A+)**

**Q2: 104.20 (A+)**

**Q3: N/A**

**Q4: N/A**

**Current Quarter Score (Grade)**

**104.20%**

**(A+)**

# New Foster Homes During Quarter: 1

# Children in Care During Quarter: 65

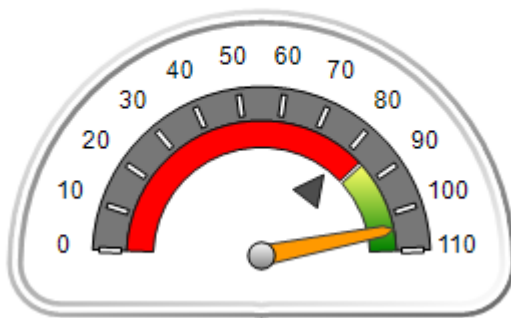
# Placements During Quarter: 66

# Children in Care On Last Day: 57

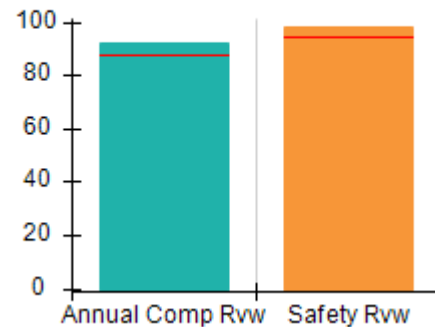
**Quarterly Provider Comparisons to All CPAs**

▼ — indicates average for all CPAs

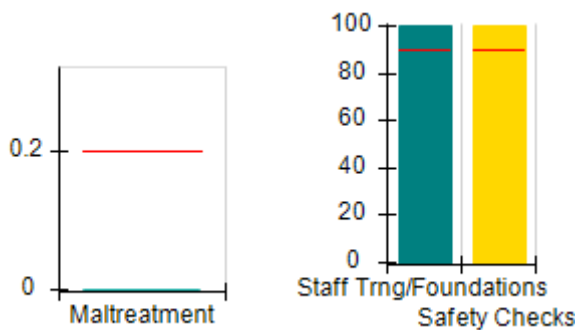
**Overall Score (%)**



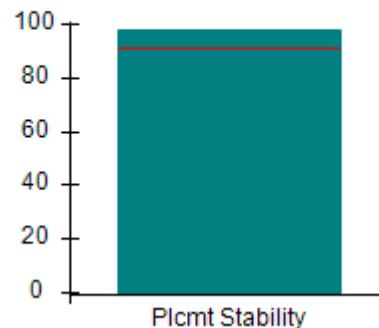
**OPM Monitoring Reviews (%)**



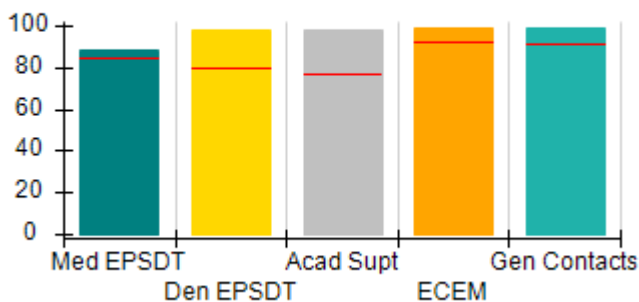
**Safety Outcomes (%)**



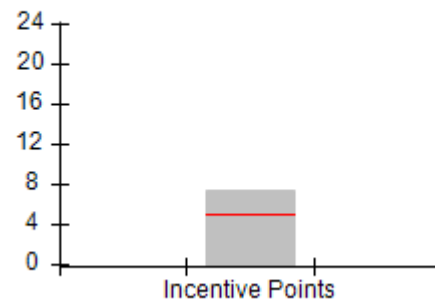
**Permanency Outcomes (%)**



**Well-Being Outcomes (%)**



**Incentives Earned (Points)**







DHS, DFCS, Office of Provider Management  
**Performance-Based Placement Measures**  
**RBWO Provider GA+SCORECARD - CPA**  
 Report Quarter: Q2 FY2018



**Provider/Program Name: Community Connections - (586) - CPA**

2300 West Park Place Blvd., Stone Mountain, GA 30087

Phone: 770-465-9644

Vendor ID# 35292

Quarterly Scores (Grades)		Current Quarter Score (Grade)
Q1: 103.39 (A+)	Q2: 104.20 (A+)	104.20% (A+)
Q3: N/A	Q4: N/A	

# New Foster Homes During Quarter: 1

# Children in Care During Quarter: 65

# Placements During Quarter: 66

# Children in Care On Last Day: 57

	Avg Performance All CPAs (%)	Provider Performance (%)*	Possible Points (Weight)	Provider Points Earned
--	------------------------------	---------------------------	--------------------------	------------------------

**OPM Monitoring Reviews**

Annual Comprehensive Reviews	88%	92%	25	23.12
Safety Reviews	94%	98%	15	14.74
<b>Monitoring Sub-Total</b>			<b>40</b>	<b>37.86</b>

**CPA Safety Outcomes**

Incidence of Maltreatment	0.20%	No Substantiated Reports	10	10.00
Staff Training	90%	100%	5	5.00
Staff Safety Checks	90%	100%	5	5.00
<b>Safety Sub-Total</b>			<b>20</b>	<b>20.00</b>

**CPA Permanency Outcomes**

Placement Stability	91%	98%	15	14.70
<b>Permanency Sub-Total</b>			<b>15</b>	<b>14.70</b>

**CPA Well-Being Outcomes**

EPSDT Medical Visits	85%	88%	4	3.52
EPSDT Dental Visits	79%	98%	4	3.92
Academic Supports	77%	98%	3	2.94
Provider ECEM Visits	92%	99%	7	6.93
Provider General Contacts	91%	99%	7	6.93
Placements with Siblings	64%	58%	Not Scored	Not Scored
Placements within Legal County	18%	0%	Not Scored	Not Scored
<b>Well-Being Sub-Total</b>			<b>25</b>	<b>24.24</b>

\*Performance calculation descriptions can be found in the FY 2018 RBWO PBP Measurements and Standards Guide.

<b>Monitoring &amp; Outcomes: Possible Points = 100</b>	<b>Points Earned: 96.80</b>
<b>Score Before Incentives Credit</b>	<b>96.80%</b>
<b>Incentives Awarded</b>	<b>7.40 pts</b>
<b>PBP Verification</b>	<b>N/A pts</b>
<b>Total Score</b>	<b>104.20%</b>



**DHS, DFCS, Office of Provider Management**  
**Performance-Based Placement Measures**  
**RBWO Provider GA+SCORECARD - CPA**  
**Report Quarter: Q2 FY2018**



**Provider/Program Name: Community Connections - (586) - CPA**

# New Foster Homes During Quarter: 1		# Children in Care During Quarter: 65	# Placements During Quarter: 66	# Children in Care On Last Day: 57
CPA Incentive Credits	Avg Performance All CPAs (%)	Provider Performance (%)*	Possible Points (Weight)	Provider Points Earned
Early EPSDT Medical Visits		80%	2	1.60
Early EPSDT Dental Visits		90%	2	1.80
Permanency Contacts		0%	5	0.00
Additional Academic Supports		0%	2	0.00
Foster Hm Retention Rate (threshold = 90)		94%	2	2.00
Foster Hm Recruitment (threshold = 100)		25%	2	0.00
Active Agency Accreditation		0%	4	0.00
Staff Clinical Licensure		40%	5	2.00
<b>Incentives Total</b>	<b>4.93</b>		<b>24</b>	<b>7.40</b>
Maximum total combined incentive credit allowed is 10 points.			<b>Incentives Awarded</b>	<b>7.40</b>

\*Performance calculation descriptions can be found in the FY 2018 RBWO PBP Measurements and Standards Guide.

**Child Protective Services Investigations and Dispositions**

The following investigations data, which is not used for scoring but is considered significant to a provider's performance, is from Georgia SHINES and is not considered final or complete until the end of the fiscal year.

Total Reports:	4
Number Screened In:	3
Number Screened Out:	1
Number Substantiated:	0
Number Unsubstantiated:	5
Number Active CPS Investigations:	-2



DHS, DFCS, Office of Provider Management  
**Performance-Based Placement Measures**  
**RBWO Provider GA+SCORECARD - CPA**  
Report Quarter: Q2 FY2018



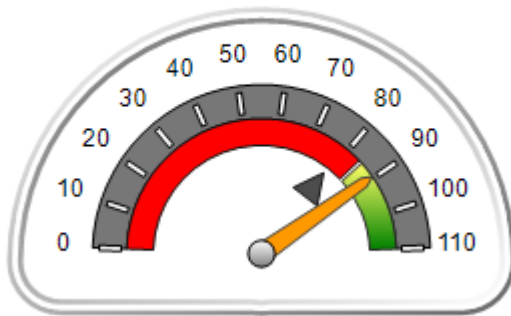
**Provider/Program Name: Connecting Hearts, Inc. - (5280) - CPA**

5538 Old National Hwy., College Park, GA 30349 Phone: 4048195587 Vendor ID# 153261	Quarterly Scores (Grades)		Current Quarter Score (Grade)
	Q1: 35.00 (F)	Q2: 89.53 (B+)	89.53% (B+)
	Q3: N/A	Q4: N/A	
# New Foster Homes During Quarter: 3	# Children in Care During Quarter: 5	# Placements During Quarter: 6	# Children in Care On Last Day: 5

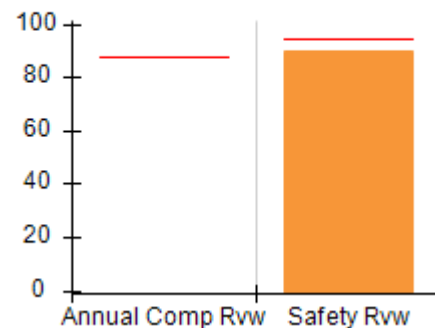
**Quarterly Provider Comparisons to All CPAs**

— indicates average for all CPAs

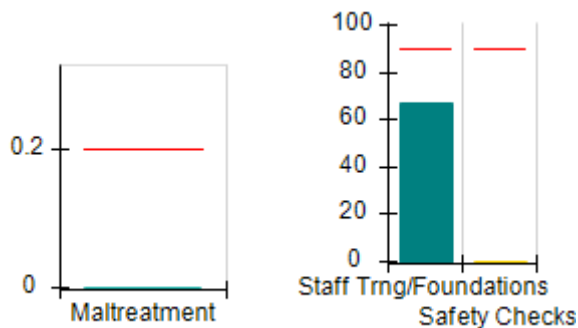
Overall Score (%)



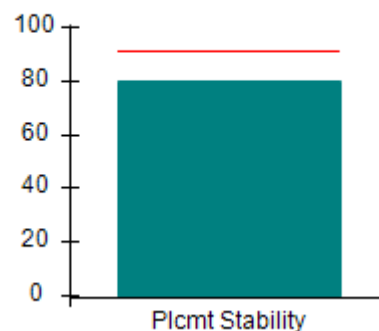
OPM Monitoring Reviews (%)



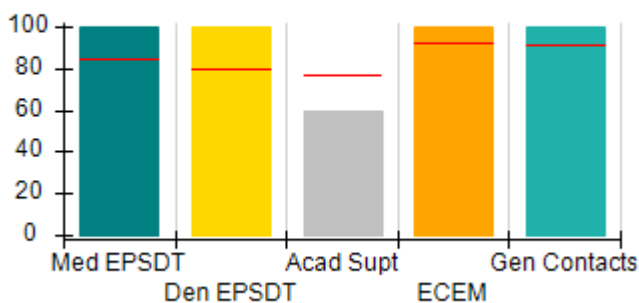
Safety Outcomes (%)



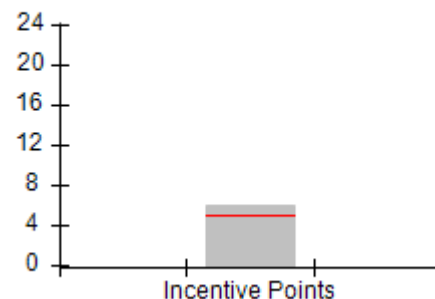
Permanency Outcomes (%)



Well-Being Outcomes (%)



Incentives Earned (Points)





DHS, DFCS, Office of Provider Management  
**Performance-Based Placement Measures**  
**RBWO Provider GA+SCORECARD - CPA**  
**Report Quarter: Q2 FY2018**



**Provider/Program Name: Connecting Hearts, Inc. - (5280) - CPA**

<b>5538 Old National Hwy., College Park, GA 30349</b>  <b>Phone: 4048195587</b>  <b>Vendor ID# 153261</b>	Quarterly Scores (Grades)		Current Quarter Score (Grade)
	Q1: 35.00 (F)	Q2: 89.53 (B+)	<b>89.53%</b> <b>(B+)</b>
	Q3: N/A	Q4: N/A	

# New Foster Homes During Quarter: 3	# Children in Care During Quarter: 5	# Placements During Quarter: 6	# Children in Care On Last Day: 5
--------------------------------------	--------------------------------------	--------------------------------	-----------------------------------

	Avg Performance All CPAs (%)	Provider Performance (%)*	Possible Points (Weight)	Provider Points Earned
--	------------------------------	---------------------------	--------------------------	------------------------

**OPM Monitoring Reviews**

Annual Comprehensive Reviews	88%	Not Yet Conducted		
Safety Reviews	94%	90%	15	13.50
<b>Monitoring Sub-Total</b>			<b>15</b>	<b>13.50</b>

**CPA Safety Outcomes**

Incidence of Maltreatment	0.20%	No Substantiated Reports	10	10.00
Staff Training	90%	67%	5	3.35
Staff Safety Checks	90%	0%	5	0.00
<b>Safety Sub-Total</b>			<b>20</b>	<b>13.35</b>

**CPA Permanency Outcomes**

Placement Stability	91%	80%	15	12.00
<b>Permanency Sub-Total</b>			<b>15</b>	<b>12.00</b>

**CPA Well-Being Outcomes**

EPSDT Medical Visits	85%	100%	4	4.00
EPSDT Dental Visits	79%	100%	4	4.00
Academic Supports	77%	60%	3	1.80
Provider ECEM Visits	92%	100%	7	7.00
Provider General Contacts	91%	100%	7	7.00
Placements with Siblings	64%	86%	Not Scored	Not Scored
Placements within Legal County	18%	33%	Not Scored	Not Scored
<b>Well-Being Sub-Total</b>			<b>25</b>	<b>23.80</b>

\*Performance calculation descriptions can be found in the FY 2018 RBWO PBP Measurements and Standards Guide.

<b>Monitoring &amp; Outcomes: Possible Points = 75</b>	<b>Points Earned: 62.65</b>
<b>Score Before Incentives Credit</b>	<b>83.53%</b>
<b>Incentives Awarded</b>	<b>6.00 pts</b>
<b>PBP Verification</b>	<b>N/A pts</b>
<b>Total Score</b>	<b>89.53%</b>



DHS, DFCS, Office of Provider Management  
**Performance-Based Placement Measures**  
**RBWO Provider GA+SCORECARD - CPA**  
Report Quarter: Q2 FY2018



**Provider/Program Name: Connecting Hearts, Inc. - (5280) - CPA**

# New Foster Homes During Quarter: 3		# Children in Care During Quarter: 5	# Placements During Quarter: 6	# Children in Care On Last Day: 5
CPA Incentive Credits	Avg Performance All CPAs (%)	Provider Performance (%)*	Possible Points (Weight)	Provider Points Earned
Early EPSDT Medical Visits		100%	2	2.00
Early EPSDT Dental Visits		100%	2	2.00
Permanency Contacts		0%	5	0.00
Additional Academic Supports		0%	2	0.00
Foster Hm Retention Rate (threshold = 90)		0%	2	0.00
Foster Hm Recruitment (threshold = 100)		300%	2	2.00
Active Agency Accreditation		0%	4	0.00
Staff Clinical Licensure		0%	5	0.00
<b>Incentives Total</b>	<b>4.93</b>		<b>24</b>	<b>6.00</b>
Maximum total combined incentive credit allowed is 10 points.			<b>Incentives Awarded</b>	<b>6.00</b>

\*Performance calculation descriptions can be found in the FY 2018 RBWO PBP Measurements and Standards Guide.

**Child Protective Services Investigations and Dispositions**

The following investigations data, which is not used for scoring but is considered significant to a provider's performance, is from Georgia SHINES and is not considered final or complete until the end of the fiscal year.

Total Reports:	0
Number Screened In:	0
Number Screened Out:	0
Number Substantiated:	0
Number Unsubstantiated:	0
Number Active CPS Investigations:	0



**DHS, DFCS, Office of Provider Management**  
**Performance-Based Placement Measures**  
**RBWO Provider GA+SCORECARD - CPA**  
**Report Quarter: Q2 FY2018**

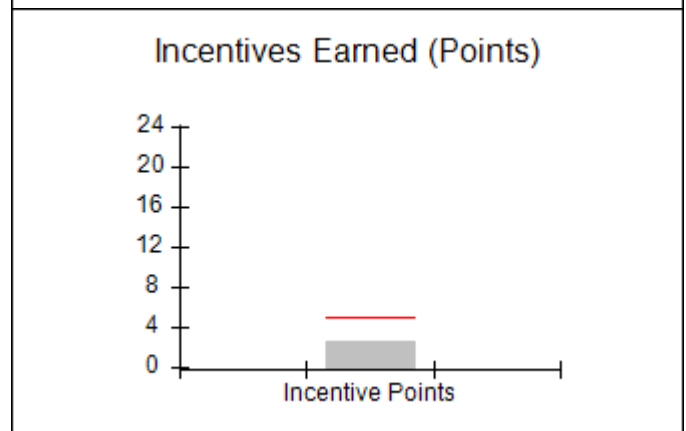
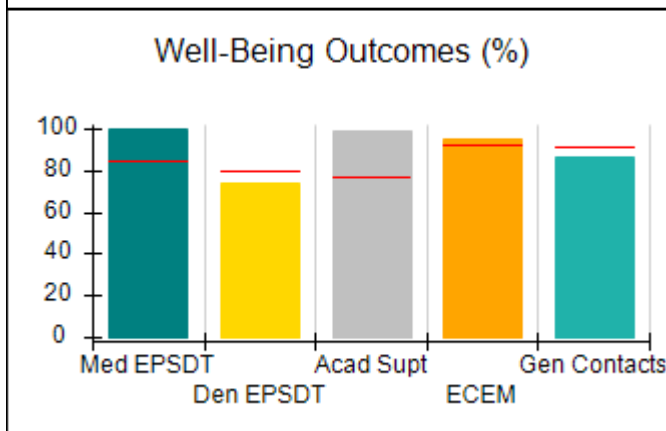
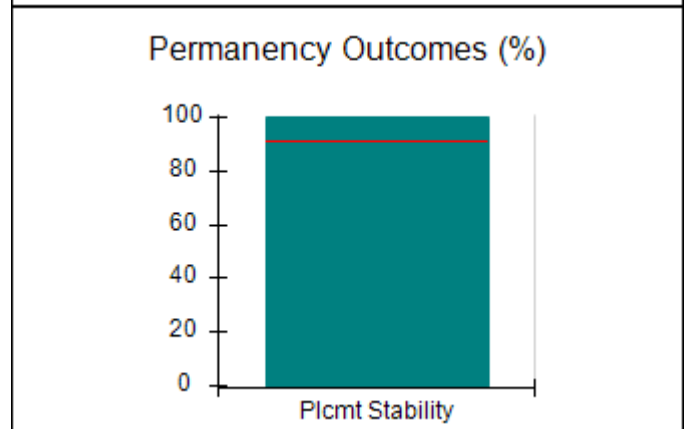
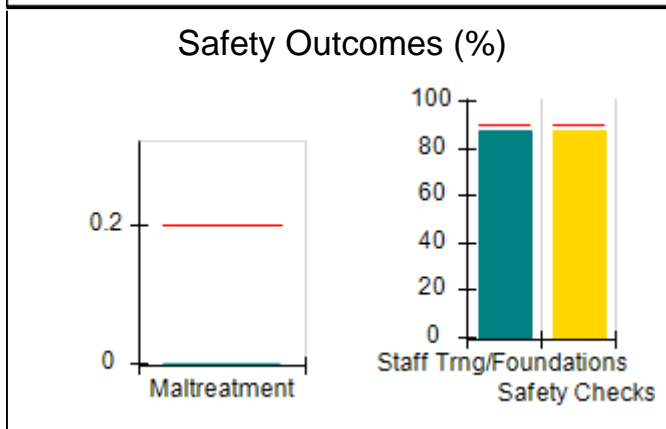
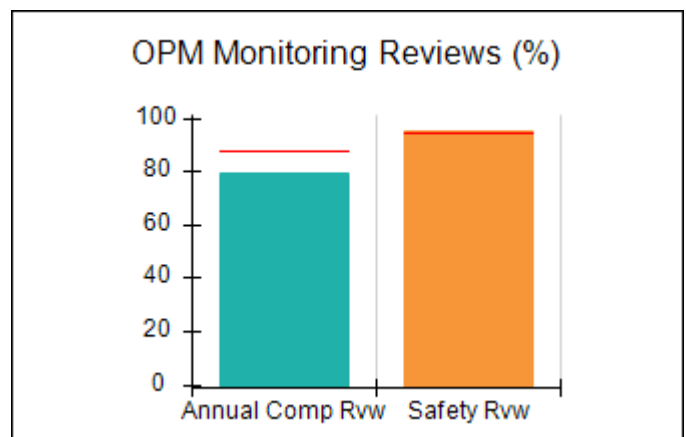
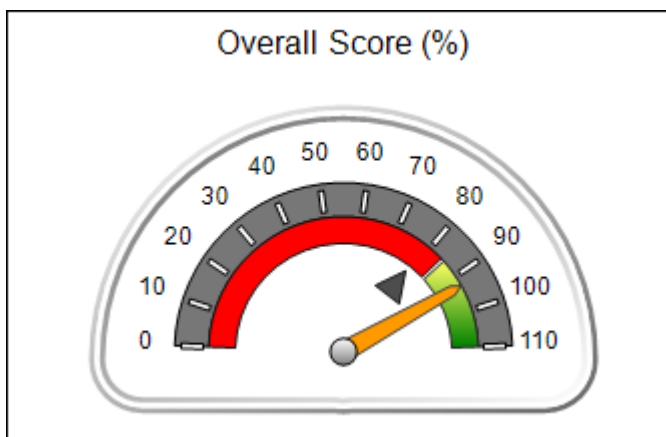


**Provider/Program Name: Creative Community Services - (612) - CPA**

<b>1650 Oak Brook Drive, Norcross, GA 30093</b>  <b>Phone: 770-469-6226</b>  <b>Vendor ID# 35296</b>	Quarterly Scores (Grades)		Current Quarter Score (Grade)
	Q1: 89.32 (B+)	Q2: 92.99 (A-)	<b>92.99%</b> <b>(A-)</b>
	Q3: N/A	Q4: N/A	
# New Foster Homes During Quarter: 3	# Children in Care During Quarter: 35	# Placements During Quarter: 35	# Children in Care On Last Day: 32

**Quarterly Provider Comparisons to All CPAs**

▼ — indicates average for all CPAs





DHS, DFCS, Office of Provider Management  
**Performance-Based Placement Measures**  
**RBWO Provider GA+SCORECARD - CPA**  
 Report Quarter: Q2 FY2018



**Provider/Program Name: Creative Community Services - (612) - CPA**

1650 Oak Brook Drive, Norcross, GA 30093  Phone: 770-469-6226  Vendor ID# 35296		Quarterly Scores (Grades)		Current Quarter Score (Grade)
		Q1: 89.32 (B+)	Q2: 92.99 (A-)	92.99% (A-)
		Q3: N/A	Q4: N/A	
# New Foster Homes During Quarter: 3		# Children in Care During Quarter: 35	# Placements During Quarter: 35	# Children in Care On Last Day: 32
	Avg Performance All CPAs (%)	Provider Performance (%)*	Possible Points (Weight)	Provider Points Earned
<b>OPM Monitoring Reviews</b>				
Annual Comprehensive Reviews	88%	79%	25	19.81
Safety Reviews	94%	95%	15	14.27
<b>Monitoring Sub-Total</b>			<b>40</b>	<b>34.07</b>
<b>CPA Safety Outcomes</b>				
Incidence of Maltreatment	0.20%	No Substantiated Reports	10	10.00
Staff Training	90%	87%	5	4.35
Staff Safety Checks	90%	87%	5	4.35
<b>Safety Sub-Total</b>			<b>20</b>	<b>18.70</b>
<b>CPA Permanency Outcomes</b>				
Placement Stability	91%	100%	15	15.00
<b>Permanency Sub-Total</b>			<b>15</b>	<b>15.00</b>
<b>CPA Well-Being Outcomes</b>				
EPSDT Medical Visits	85%	100%	4	4.00
EPSDT Dental Visits	79%	74%	4	2.96
Academic Supports	77%	99%	3	2.97
Provider ECEM Visits	92%	95%	7	6.65
Provider General Contacts	91%	86%	7	6.02
Placements with Siblings	64%	29%	Not Scored	Not Scored
Placements within Legal County	18%	0%	Not Scored	Not Scored
<b>Well-Being Sub-Total</b>			<b>25</b>	<b>22.60</b>

\*Performance calculation descriptions can be found in the FY 2018 RBWO PBP Measurements and Standards Guide.

<b>Monitoring &amp; Outcomes: Possible Points = 100</b>		<b>Points Earned: 90.37</b>	
<b>Score Before Incentives Credit</b>			<b>90.37%</b>
<b>Incentives Awarded</b>			<b>2.62 pts</b>
<b>PBP Verification</b>			<b>N/A pts</b>
<b>Total Score</b>			<b>92.99%</b>



DHS, DFCS, Office of Provider Management  
**Performance-Based Placement Measures**  
**RBWO Provider GA+SCORECARD - CPA**  
Report Quarter: Q2 FY2018



**Provider/Program Name: Creative Community Services - (612) - CPA**

# New Foster Homes During Quarter: 3		# Children in Care During Quarter: 35	# Placements During Quarter: 35	# Children in Care On Last Day: 32
CPA Incentive Credits	Avg Performance All CPAs (%)	Provider Performance (%)*	Possible Points (Weight)	Provider Points Earned
Early EPSDT Medical Visits		67%	2	1.34
Early EPSDT Dental Visits		33%	2	0.66
Permanency Contacts		0%	5	0.00
Additional Academic Supports		6%	2	0.12
Foster Hm Retention Rate (threshold = 90)		81%	2	0.00
Foster Hm Recruitment (threshold = 100)		75%	2	0.00
Active Agency Accreditation		0%	4	0.00
Staff Clinical Licensure		10%	5	0.50
<b>Incentives Total</b>	<b>4.93</b>		<b>24</b>	<b>2.62</b>
Maximum total combined incentive credit allowed is 10 points.			<b>Incentives Awarded</b>	<b>2.62</b>

\*Performance calculation descriptions can be found in the FY 2018 RBWO PBP Measurements and Standards Guide.

**Child Protective Services Investigations and Dispositions**

The following investigations data, which is not used for scoring but is considered significant to a provider's performance, is from Georgia SHINES and is not considered final or complete until the end of the fiscal year.

Total Reports:	1
Number Screened In:	0
Number Screened Out:	1
Number Substantiated:	0
Number Unsubstantiated:	0
Number Active CPS Investigations:	0





DHS, DFCS, Office of Provider Management

## Performance-Based Placement Measures

### RBWO Provider GA+SCORECARD - CPA



Report Quarter: Q2 FY2018

**Provider/Program Name: Devereux GA Treatment Network - Specialty Foster Care (621) - CPA**

1291 Stanley Rd., Kennesaw, GA 30512

Phone: 770-427-0147

Vendor ID# 35305

#### Quarterly Scores (Grades)

Q1: 105.01 (A+)

Q2: 105.34 (A+)

Q3: N/A

Q4: N/A

Current Quarter Score (Grade)

105.34%

(A+)

# New Foster Homes During Quarter: 0

# Children in Care During Quarter: 49

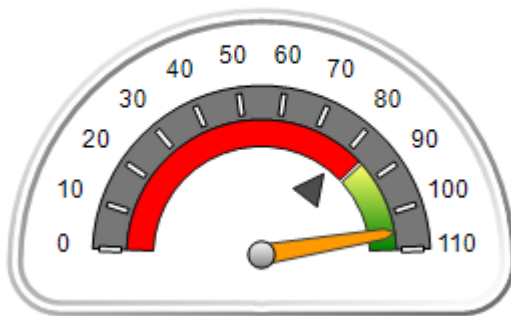
# Placements During Quarter: 50

# Children in Care On Last Day: 40

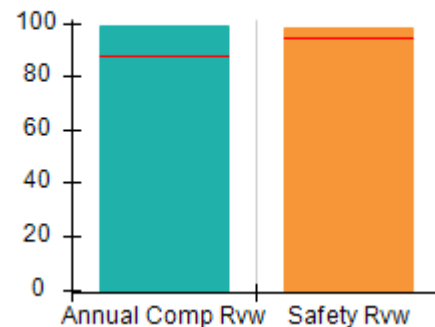
### Quarterly Provider Comparisons to All CPAs

▼ — indicates average for all CPAs

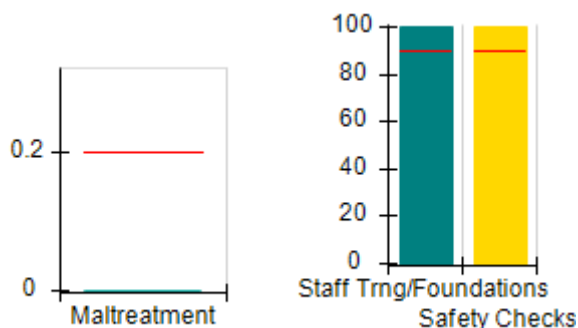
#### Overall Score (%)



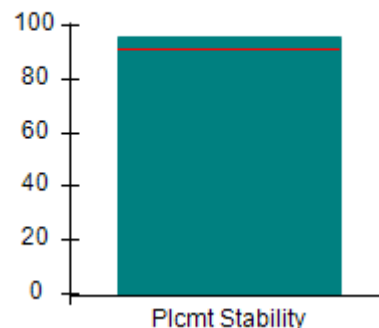
#### OPM Monitoring Reviews (%)



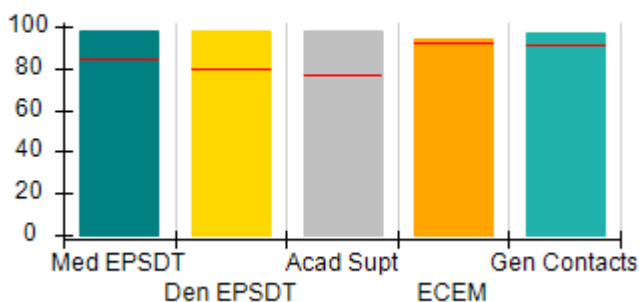
#### Safety Outcomes (%)



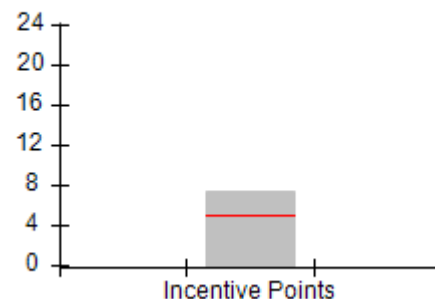
#### Permanency Outcomes (%)



#### Well-Being Outcomes (%)



#### Incentives Earned (Points)





DHS, DFCS, Office of Provider Management  
**Performance-Based Placement Measures**  
**RBWO Provider GA+SCORECARD - CPA**



Report Quarter: Q2 FY2018

**Provider/Program Name: Devereux GA Treatment Network - Specialty Foster Care (621) - CPA**

<b>1291 Stanley Rd., Kennesaw, GA 30512</b>  <b>Phone: 770-427-0147</b>  <b>Vendor ID# 35305</b>	<b>Quarterly Scores (Grades)</b>		<b>Current Quarter Score (Grade)</b>
	<b>Q1: 105.01 (A+)</b>	<b>Q2: 105.34 (A+)</b>	<b>105.34% (A+)</b>
	<b>Q3: N/A</b>	<b>Q4: N/A</b>	

# New Foster Homes During Quarter: 0	# Children in Care During Quarter: 49	# Placements During Quarter: 50	# Children in Care On Last Day: 40
--------------------------------------	---------------------------------------	---------------------------------	------------------------------------

	<b>Avg Performance All CPAs (%)</b>	<b>Provider Performance (%)*</b>	<b>Possible Points (Weight)</b>	<b>Provider Points Earned</b>
--	-------------------------------------	----------------------------------	---------------------------------	-------------------------------

**OPM Monitoring Reviews**

Annual Comprehensive Reviews	88%	99%	25	24.70
Safety Reviews	94%	98%	15	14.67
<b>Monitoring Sub-Total</b>			<b>40</b>	<b>39.37</b>

**CPA Safety Outcomes**

Incidence of Maltreatment	0.20%	No Substantiated Reports	10	10.00
Staff Training	90%	100%	5	5.00
Staff Safety Checks	90%	100%	5	5.00
<b>Safety Sub-Total</b>			<b>20</b>	<b>20.00</b>

**CPA Permanency Outcomes**

Placement Stability	91%	96%	15	14.40
<b>Permanency Sub-Total</b>			<b>15</b>	<b>14.40</b>

**CPA Well-Being Outcomes**

EPSDT Medical Visits	85%	98%	4	3.92
EPSDT Dental Visits	79%	98%	4	3.92
Academic Supports	77%	98%	3	2.94
Provider ECEM Visits	92%	94%	7	6.58
Provider General Contacts	91%	97%	7	6.79
Placements with Siblings	64%	72%	Not Scored	Not Scored
Placements within Legal County	18%	0%	Not Scored	Not Scored
<b>Well-Being Sub-Total</b>			<b>25</b>	<b>24.15</b>

\*Performance calculation descriptions can be found in the FY 2018 RBWO PBP Measurements and Standards Guide.

<b>Monitoring &amp; Outcomes: Possible Points = 100</b>	<b>Points Earned: 97.92</b>
<b>Score Before Incentives Credit</b>	<b>97.92%</b>
<b>Incentives Awarded</b>	<b>7.42 pts</b>
<b>PBP Verification</b>	<b>N/A pts</b>
<b>Total Score</b>	<b>105.34%</b>



**DHS, DFCS, Office of Provider Management**  
**Performance-Based Placement Measures**  
**RBWO Provider GA+SCORECARD - CPA**



**Report Quarter: Q2 FY2018**

**Provider/Program Name: Devereux GA Treatment Network - Specialty Foster Care (621) - CPA**

# New Foster Homes During Quarter: 0		# Children in Care During Quarter: 49	# Placements During Quarter: 50	# Children in Care On Last Day: 40
CPA Incentive Credits	Avg Performance All CPAs (%)	Provider Performance (%)*	Possible Points (Weight)	Provider Points Earned
Early EPSDT Medical Visits		80%	2	1.60
Early EPSDT Dental Visits		91%	2	1.82
Permanency Contacts		0%	5	0.00
Additional Academic Supports		0%	2	0.00
Foster Hm Retention Rate (threshold = 90)		91%	2	2.00
Foster Hm Recruitment (threshold = 100)		0%	2	0.00
Active Agency Accreditation		50%	4	2.00
Staff Clinical Licensure		0%	5	0.00
<b>Incentives Total</b>	<b>4.93</b>		<b>24</b>	<b>7.42</b>
Maximum total combined incentive credit allowed is 10 points.			<b>Incentives Awarded</b>	<b>7.42</b>

\*Performance calculation descriptions can be found in the FY 2018 RBWO PBP Measurements and Standards Guide.

**Child Protective Services Investigations and Dispositions**

The following investigations data, which is not used for scoring but is considered significant to a provider's performance, is from Georgia SHINES and is not considered final or complete until the end of the fiscal year.

Total Reports:	0
Number Screened In:	0
Number Screened Out:	0
Number Substantiated:	0
Number Unsubstantiated:	0
Number Active CPS Investigations:	0



DHS, DFCS, Office of Provider Management  
**Performance-Based Placement Measures**  
**RBWO Provider GA+SCORECARD - CPA**  
Report Quarter: Q2 FY2018



**Provider/Program Name: Eckerd Youth Alternatives - (5201) - CPA**

68 South Avenue, Marietta, GA 30060

Phone: 727-461-2990

Vendor ID# 35319

**Quarterly Scores (Grades)**

Q1: 00.00 (F)

Q2: 50.00 (F)

Q3: N/A

Q4: N/A

**Current Quarter Score (Grade)**

**50.00%**  
**(F)**

# New Foster Homes During Quarter: 0

# Children in Care During  
Quarter: 0

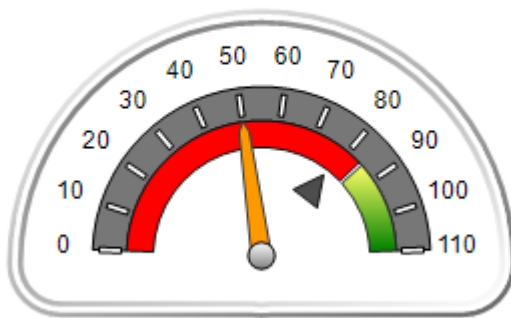
# Placements During  
Quarter: 0

# Children in Care On Last  
Day: 0

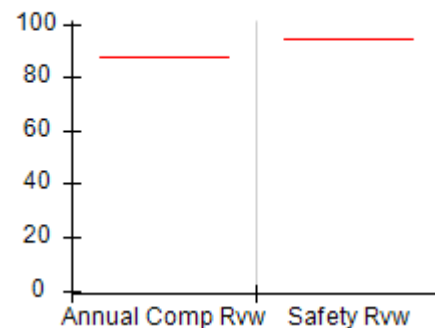
**Quarterly Provider Comparisons to All CPAs**

— indicates average for all CPAs

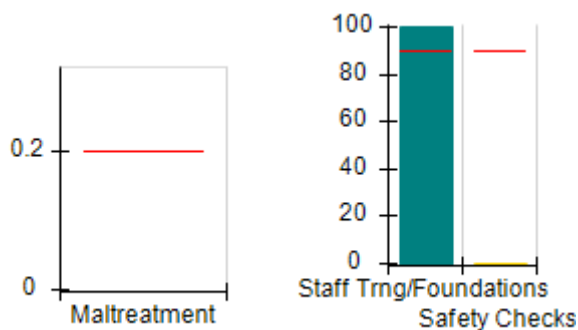
**Overall Score (%)**



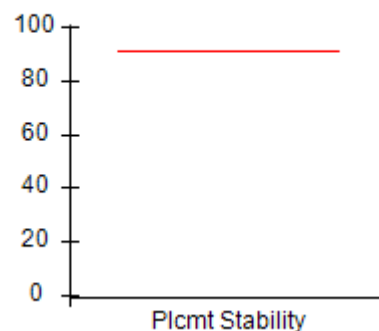
**OPM Monitoring Reviews (%)**



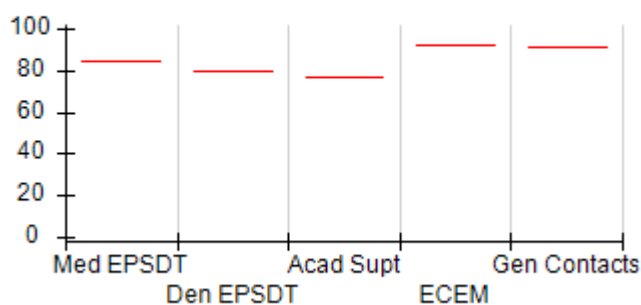
**Safety Outcomes (%)**




**Permanency Outcomes (%)**



**Well-Being Outcomes (%)**



**Incentives Earned (Points)**





DHS, DFCS, Office of Provider Management  
**Performance-Based Placement Measures**  
**RBWO Provider GA+SCORECARD - CPA**  
**Report Quarter: Q2 FY2018**



**Provider/Program Name: Eckerd Youth Alternatives - (5201) - CPA**

<b>68 South Avenue, Marietta, GA 30060</b>  <b>Phone: 727-461-2990</b>  <b>Vendor ID# 35319</b>		Quarterly Scores (Grades)		Current Quarter Score (Grade)
		Q1: 00.00 (F)	Q2: 50.00 (F)	50.00%
		Q3: N/A	Q4: N/A	(F)
# New Foster Homes During Quarter: 0		# Children in Care During Quarter: 0	# Placements During Quarter: 0	# Children in Care On Last Day: 0
	Avg Performance All CPAs (%)	Provider Performance (%)*	Possible Points (Weight)	Provider Points Earned
<b>OPM Monitoring Reviews</b>				
Annual Comprehensive Reviews	88%	Not Yet Conducted		
Safety Reviews	94%	Not Yet Conducted		
<b>Monitoring Sub-Total</b>				<b>0.00</b>
<b>CPA Safety Outcomes</b>				
Incidence of Maltreatment	0.20%	Not Eligible		
Staff Training	90%	100%	10	10.00
Staff Safety Checks	90%	0%	10	0.00
<b>Safety Sub-Total</b>			<b>20</b>	<b>10.00</b>
<b>CPA Permanency Outcomes</b>				
Placement Stability	91%	Not Eligible		
<b>Permanency Sub-Total</b>			<b>N/A</b>	
<b>CPA Well-Being Outcomes</b>				
EPSDT Medical Visits	85%	Not Eligible		
EPSDT Dental Visits	79%	Not Eligible		
Academic Supports	77%	Not Eligible		
Provider ECEM Visits	92%	Not Eligible		
Provider General Contacts	91%	Not Eligible		
Placements with Siblings	64%	Not Eligible	Not Scored	Not Scored
Placements within Legal County	18%	Not Eligible	Not Scored	Not Scored
<b>Well-Being Sub-Total</b>			<b>N/A</b>	

\*Performance calculation descriptions can be found in the FY 2018 RBWO PBP Measurements and Standards Guide.

<b>Monitoring &amp; Outcomes: Possible Points = 20</b>	<b>Points Earned: 10.00</b>
<b>Score Before Incentives Credit</b>	<b>50.00%</b>
<b>Incentives Awarded</b>	<b>0.00 pts</b>
<b>PBP Verification</b>	<b>N/A pts</b>
<b>Total Score</b>	<b>50.00%</b>



**DHS, DFCS, Office of Provider Management**  
**Performance-Based Placement Measures**  
**RBWO Provider GA+SCORECARD - CPA**  
**Report Quarter: Q2 FY2018**



**Provider/Program Name: Eckerd Youth Alternatives - (5201) - CPA**

# New Foster Homes During Quarter: 0		# Children in Care During Quarter: 0	# Placements During Quarter: 0	# Children in Care On Last Day: 0
CPA Incentive Credits	Avg Performance All CPAs (%)	Provider Performance (%)*	Possible Points (Weight)	Provider Points Earned
Early EPSDT Medical Visits		Not Eligible	2	
Early EPSDT Dental Visits		Not Eligible	2	
Permanency Contacts		None Planned	5	
Additional Academic Supports		Not Eligible	2	
Foster Hm Retention Rate (threshold = 90)		Not Eligible	2	0.00
Foster Hm Recruitment (threshold = 100)		0%	2	0.00
Active Agency Accreditation		0%	4	0.00
Staff Clinical Licensure		0%	5	0.00
<b>Incentives Total</b>	<b>4.93</b>		<b>24</b>	<b>0.00</b>
Maximum total combined incentive credit allowed is 10 points.			<b>Incentives Awarded</b>	<b>0.00</b>

\*Performance calculation descriptions can be found in the FY 2018 RBWO PBP Measurements and Standards Guide.

**Child Protective Services Investigations and Dispositions**

The following investigations data, which is not used for scoring but is considered significant to a provider's performance, is from Georgia SHINES and is not considered final or complete until the end of the fiscal year.

Total Reports:	0
Number Screened In:	0
Number Screened Out:	0
Number Substantiated:	0
Number Unsubstantiated:	0
Number Active CPS Investigations:	0

**Performance-Based Placement Measures**  
**RBWO Provider GA+SCORECARD - CPA**

Report Quarter: Q2 FY2018

**Provider/Program Name: Elks Aidmore Children's Center - Child Placing Agency (5120) - CPA**

2394 Morrison Road, Conyers, GA 30094

Phone: 770-483-3535

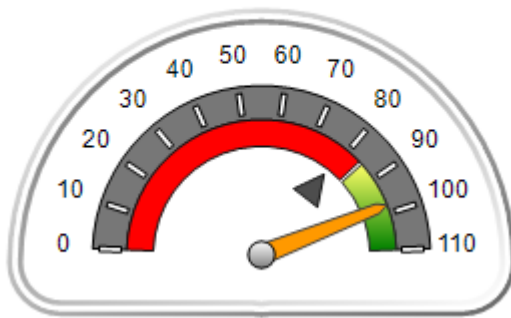
Vendor ID# 108643

2394 Morrison Road, Conyers, GA 30094 Phone: 770-483-3535 Vendor ID# 108643	Quarterly Scores (Grades)		Current Quarter Score (Grade)
	Q1: 99.20 (A+)	Q2: 97.79 (A+)	97.79% (A+)
	Q3: N/A	Q4: N/A	
# New Foster Homes During Quarter: 3	# Children in Care During Quarter: 101	# Placements During Quarter: 103	# Children in Care On Last Day: 88

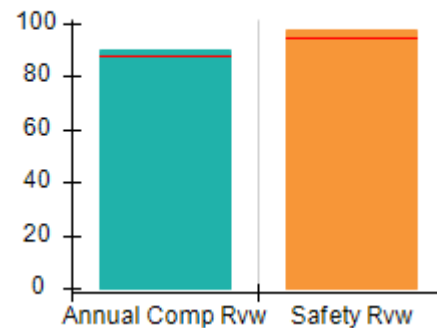
**Quarterly Provider Comparisons to All CPAs**

▼ — indicates average for all CPAs

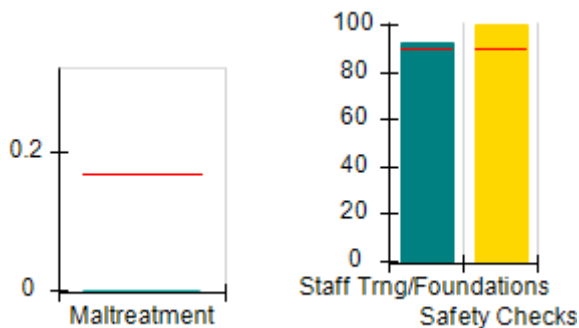
Overall Score (%)



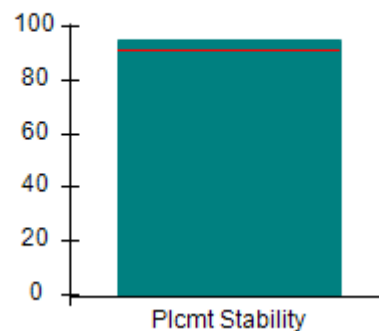
OPM Monitoring Reviews (%)



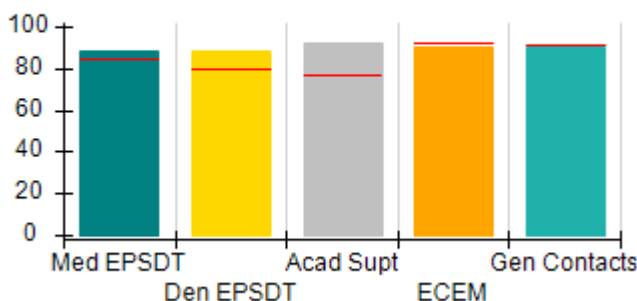
Safety Outcomes (%)



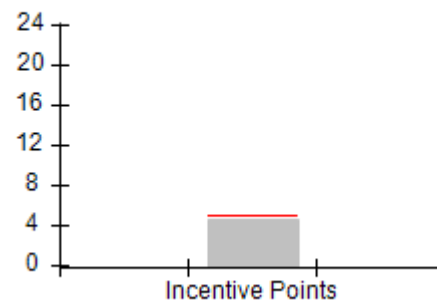
Permanency Outcomes (%)



Well-Being Outcomes (%)



Incentives Earned (Points)





# Performance-Based Placement Measures RBWO Provider GA+SCORECARD - CPA

Report Quarter: Q2 FY2018

**Provider/Program Name: Elks Aidmore Children's Center - Child Placing Agency (5120) - CPA**

2394 Morrison Road, Conyers, GA 30094  Phone: 770-483-3535  Vendor ID# 108643		Quarterly Scores (Grades)		Current Quarter Score (Grade)
		Q1: 99.20 (A+)	Q2: 97.79 (A+)	97.79% (A+)
		Q3: N/A	Q4: N/A	
# New Foster Homes During Quarter: 3		# Children in Care During Quarter: 101	# Placements During Quarter: 103	# Children in Care On Last Day: 88
	Avg Performance All CPAs (%)	Provider Performance (%)*	Possible Points (Weight)	Provider Points Earned
<b>OPM Monitoring Reviews</b>				
Annual Comprehensive Reviews	88%	90%	25	22.38
Safety Reviews	94%	97%	15	14.56
<b>Monitoring Sub-Total</b>			<b>40</b>	<b>36.94</b>
<b>CPA Safety Outcomes</b>				
Incidence of Maltreatment	0.17%	No Substantiated Reports	10	10.00
Staff Training	90%	92%	5	4.60
Staff Safety Checks	90%	100%	5	5.00
<b>Safety Sub-Total</b>			<b>20</b>	<b>19.60</b>
<b>CPA Permanency Outcomes</b>				
Placement Stability	91%	95%	15	14.25
<b>Permanency Sub-Total</b>			<b>15</b>	<b>14.25</b>
<b>CPA Well-Being Outcomes</b>				
EPSDT Medical Visits	85%	88%	4	3.52
EPSDT Dental Visits	80%	88%	4	3.52
Academic Supports	77%	92%	3	2.76
Provider ECEM Visits	92%	90%	7	6.30
Provider General Contacts	91%	90%	7	6.30
Placements with Siblings	64%	34%	Not Scored	Not Scored
Placements within Legal County	18%	22%	Not Scored	Not Scored
<b>Well-Being Sub-Total</b>			<b>25</b>	<b>22.40</b>

\*Performance calculation descriptions can be found in the FY 2018 RBWO PBP Measurements and Standards Guide.

<b>Monitoring &amp; Outcomes: Possible Points = 100</b>		<b>Points Earned: 93.19</b>	
<b>Score Before Incentives Credit</b>		<b>93.19%</b>	
<b>Incentives Awarded</b>		<b>4.60 pts</b>	
<b>PBP Verification</b>		<b>N/A pts</b>	
<b>Total Score</b>		<b>97.79%</b>	





# Performance-Based Placement Measures RBWO Provider GA+SCORECARD - CPA

Report Quarter: Q2 FY2018

## Provider/Program Name: Elks Aidmore Children's Center - Child Placing Agency (5120) - CPA

# New Foster Homes During Quarter: 3		# Children in Care During Quarter: 101	# Placements During Quarter: 103	# Children in Care On Last Day: 88
CPA Incentive Credits	Avg Performance All CPAs (%)	Provider Performance (%)*	Possible Points (Weight)	Provider Points Earned
Early EPSDT Medical Visits		46%	2	0.92
Early EPSDT Dental Visits		74%	2	1.48
Permanency Contacts		0%	5	0.00
Additional Academic Supports		10%	2	0.20
Foster Hm Retention Rate (threshold = 90)		80%	2	0.00
Foster Hm Recruitment (threshold = 100)		75%	2	0.00
Active Agency Accreditation		50%	4	2.00
Staff Clinical Licensure		0%	5	0.00
<b>Incentives Total</b>	<b>4.94</b>		<b>24</b>	<b>4.60</b>
Maximum total combined incentive credit allowed is 10 points.			<b>Incentives Awarded</b>	<b>4.60</b>

\*Performance calculation descriptions can be found in the FY 2018 RBWO PBP Measurements and Standards Guide.

### Child Protective Services Investigations and Dispositions

The following investigations data, which is not used for scoring but is considered significant to a provider's performance, is from Georgia SHINES and is not considered final or complete until the end of the fiscal year.

Total Reports:	5
Number Screened In:	3
Number Screened Out:	2
Number Substantiated:	1
Number Unsubstantiated:	3
Number Active CPS Investigations:	-1



**DHS, DFCS, Office of Provider Management**  
**Performance-Based Placement Measures**  
**RBWO Provider GA+SCORECARD - CPA**



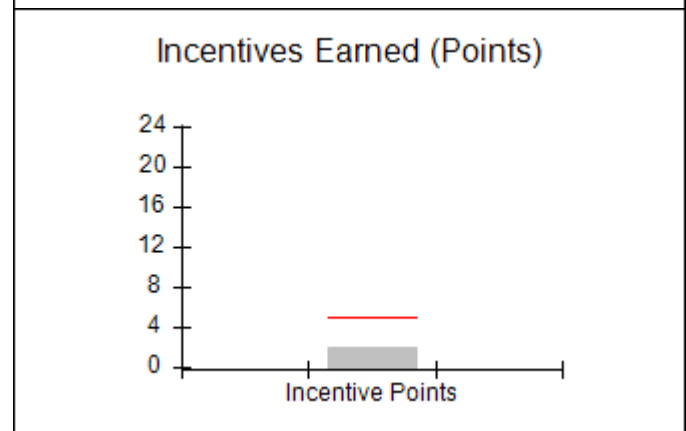
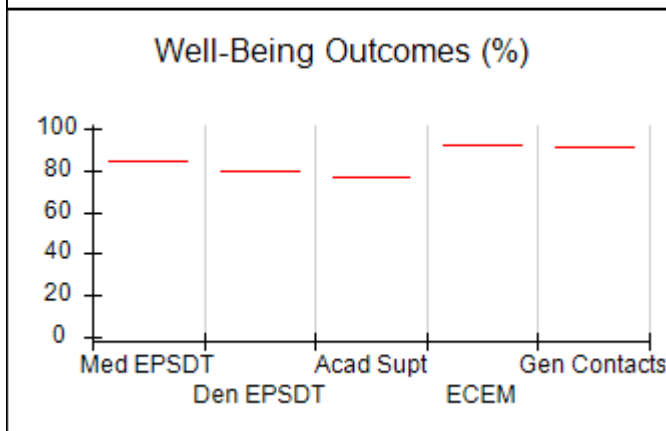
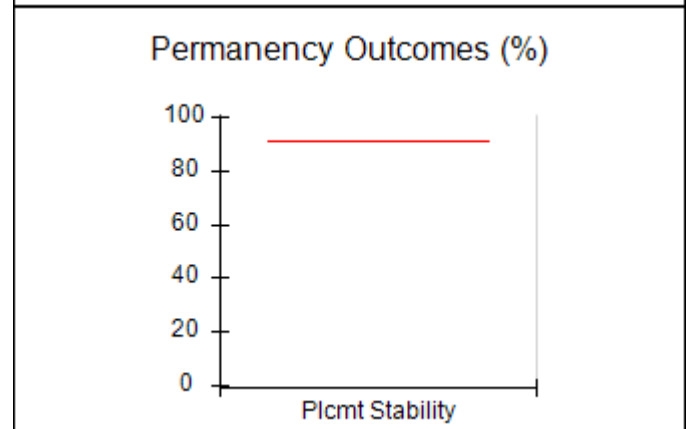
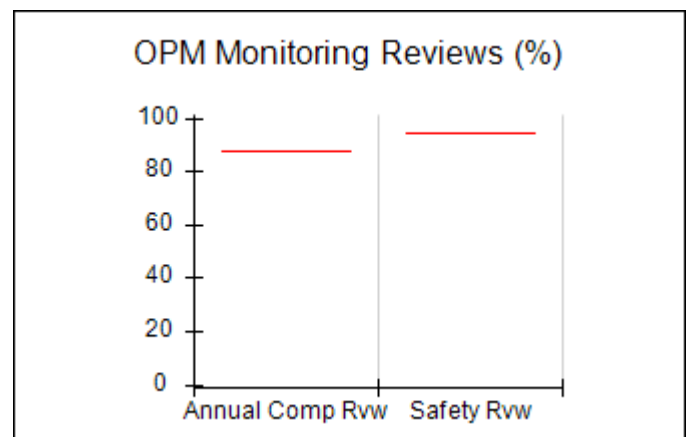
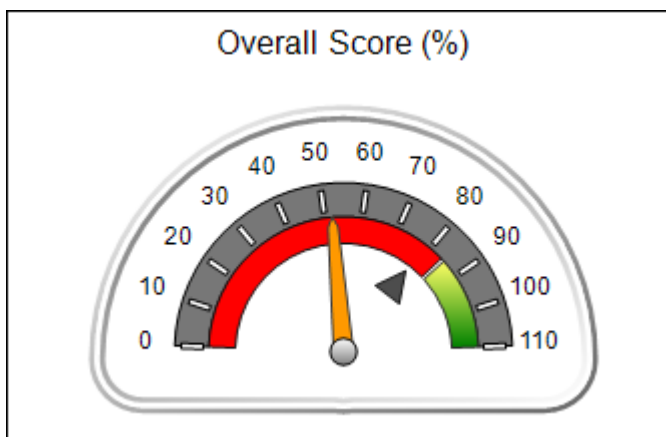
**Report Quarter: Q2 FY2018**

**Provider/Program Name: Elks Aidmore Children's Center - Dalton (5311) - CPA**

<b>105 North Pentz Street, Dalton, GA 30720</b>  <b>Phone: 770-483-3535</b>  <b>Vendor ID# 4574</b>	Quarterly Scores (Grades)		Current Quarter Score (Grade)
	Q1: (N/A)	Q2: 52.00 (F)	<b>52.00%</b> <b>(F)</b>
	Q3: N/A	Q4: N/A	
# New Foster Homes During Quarter: 3	# Children in Care During Quarter: 0	# Placements During Quarter: 0	# Children in Care On Last Day: 2

**Quarterly Provider Comparisons to All CPAs**

▼ — indicates average for all CPAs





DHS, DFCS, Office of Provider Management  
**Performance-Based Placement Measures**  
**RBWO Provider GA+SCORECARD - CPA**  
**Report Quarter: Q2 FY2018**



**Provider/Program Name: Elks Aidmore Children's Center - Dalton (5311) - CPA**

<b>105 North Pentz Street, Dalton, GA 30720</b>  <b>Phone: 770-483-3535</b>  <b>Vendor ID# 4574</b>		<b>Quarterly Scores (Grades)</b>		<b>Current Quarter Score (Grade)</b>
		<b>Q1: (F)</b>	<b>Q2: 52.00 (F)</b>	<b>52.00%</b>
		<b>Q3: N/A</b>	<b>Q4: N/A</b>	<b>(F)</b>
# New Foster Homes During Quarter: 3		# Children in Care During Quarter: 0	# Placements During Quarter: 0	# Children in Care On Last Day: 2
	<b>Avg Performance All CPAs (%)</b>	<b>Provider Performance (%)*</b>	<b>Possible Points (Weight)</b>	<b>Provider Points Earned</b>
<b>OPM Monitoring Reviews</b>				
Annual Comprehensive Reviews	88%	Not Yet Conducted		
Safety Reviews	94%	Not Yet Conducted		
<b>Monitoring Sub-Total</b>				<b>0.00</b>
<b>CPA Safety Outcomes</b>				
Incidence of Maltreatment	0.20%	Not Eligible		
Staff Training	90%	100%	10	10.00
Staff Safety Checks	90%	0%	10	0.00
<b>Safety Sub-Total</b>			<b>20</b>	<b>10.00</b>
<b>CPA Permanency Outcomes</b>				
Placement Stability	91%	Not Eligible		
<b>Permanency Sub-Total</b>			<b>N/A</b>	
<b>CPA Well-Being Outcomes</b>				
EPSDT Medical Visits	85%	Not Eligible		
EPSDT Dental Visits	79%	Not Eligible		
Academic Supports	77%	Not Eligible		
Provider ECEM Visits	92%	Not Eligible		
Provider General Contacts	91%	Not Eligible		
Placements with Siblings	64%	Not Eligible	Not Scored	Not Scored
Placements within Legal County	18%	Not Eligible	Not Scored	Not Scored
<b>Well-Being Sub-Total</b>			<b>N/A</b>	

\*Performance calculation descriptions can be found in the FY 2018 RBWO PBP Measurements and Standards Guide.

<b>Monitoring &amp; Outcomes: Possible Points = 20</b>	<b>Points Earned: 10.00</b>
<b>Score Before Incentives Credit</b>	<b>50.00%</b>
<b>Incentives Awarded</b>	<b>2.00 pts</b>
<b>PBP Verification</b>	<b>N/A pts</b>
<b>Total Score</b>	<b>52.00%</b>



DHS, DFCS, Office of Provider Management  
**Performance-Based Placement Measures**  
**RBWO Provider GA+SCORECARD - CPA**



Report Quarter: Q2 FY2018

**Provider/Program Name: Elks Aidmore Children's Center - Dalton (5311) - CPA**

# New Foster Homes During Quarter: 3		# Children in Care During Quarter: 0	# Placements During Quarter: 0	# Children in Care On Last Day: 2
CPA Incentive Credits	Avg Performance All CPAs (%)	Provider Performance (%)*	Possible Points (Weight)	Provider Points Earned
Early EPSDT Medical Visits		Not Eligible	2	
Early EPSDT Dental Visits		Not Eligible	2	
Permanency Contacts		None Planned	5	
Additional Academic Supports		Not Eligible	2	
Foster Hm Retention Rate (threshold = 90)		Not Eligible	2	0.00
Foster Hm Recruitment (threshold = 100)		200%	2	2.00
Active Agency Accreditation		0%	4	0.00
Staff Clinical Licensure		0%	5	0.00
<b>Incentives Total</b>	<b>4.93</b>		<b>24</b>	<b>2.00</b>
Maximum total combined incentive credit allowed is 10 points.			<b>Incentives Awarded</b>	<b>2.00</b>

\*Performance calculation descriptions can be found in the FY 2018 RBWO PBP Measurements and Standards Guide.

**Child Protective Services Investigations and Dispositions**

The following investigations data, which is not used for scoring but is considered significant to a provider's performance, is from Georgia SHINES and is not considered final or complete until the end of the fiscal year.

Total Reports:	0
Number Screened In:	0
Number Screened Out:	0
Number Substantiated:	0
Number Unsubstantiated:	0
Number Active CPS Investigations:	0



DHS, DFCS, Office of Provider Management

## Performance-Based Placement Measures

### RBWO Provider GA+SCORECARD - CPA



Report Quarter: Q2 FY2018

**Provider/Program Name: Elks Aidmore Children's Center - Savannah (5231) - CPA**

132 Stephenson Avenue, Savannah, GA 31405

Phone: 912-200-3685

Vendor ID# 143218

Quarterly Scores (Grades)

Q1: 102.00 (A+)

Q2: 106.20 (A+)

Q3: N/A

Q4: N/A

Current Quarter Score (Grade)

**106.20%**

**(A+)**

# New Foster Homes During Quarter: 2

# Children in Care During Quarter: 7

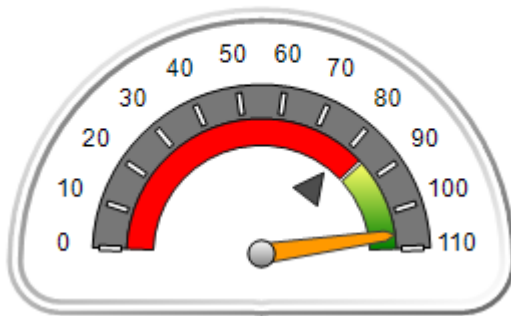
# Placements During Quarter: 7

# Children in Care On Last Day: 5

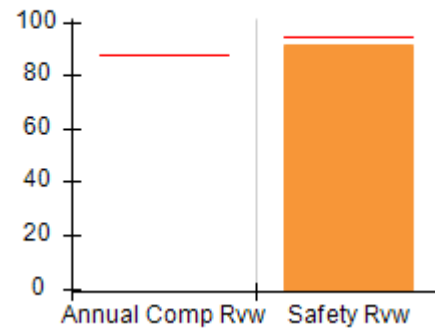
### Quarterly Provider Comparisons to All CPAs

— indicates average for all CPAs

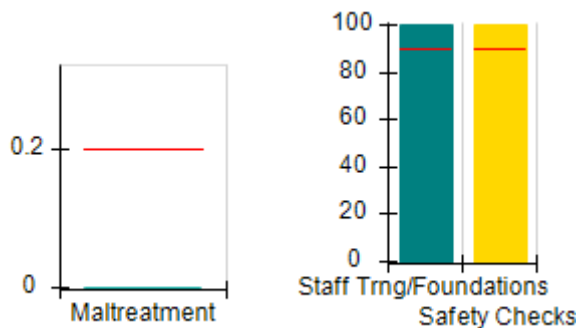
Overall Score (%)



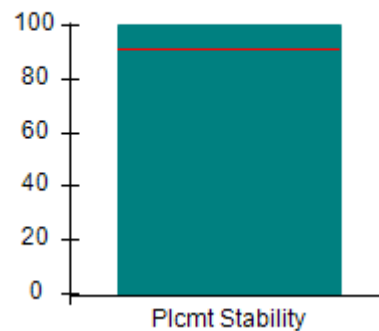
OPM Monitoring Reviews (%)



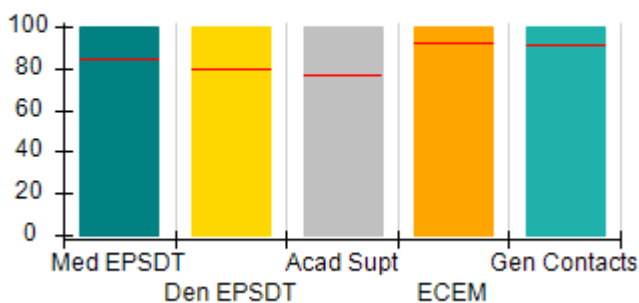
Safety Outcomes (%)



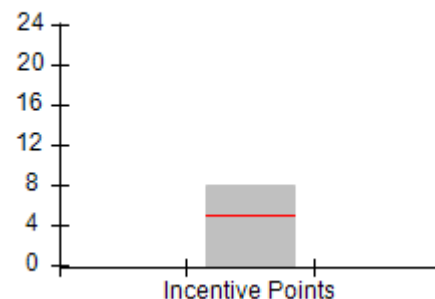
Permanency Outcomes (%)



Well-Being Outcomes (%)



Incentives Earned (Points)





DHS, DFCS, Office of Provider Management  
**Performance-Based Placement Measures**  
**RBWO Provider GA+SCORECARD - CPA**  
 Report Quarter: Q2 FY2018



**Provider/Program Name: Elks Aidmore Children's Center - Savannah (5231) - CPA**

132 Stephenson Avenue, Savannah, GA 31405 Phone: 912-200-3685 Vendor ID# 143218		Quarterly Scores (Grades)		Current Quarter Score (Grade)
		Q1: 102.00 (A+)	Q2: 106.20 (A+)	106.20% (A+)
		Q3: N/A	Q4: N/A	
# New Foster Homes During Quarter: 2		# Children in Care During Quarter: 7	# Placements During Quarter: 7	# Children in Care On Last Day: 5
	Avg Performance All CPAs (%)	Provider Performance (%)*	Possible Points (Weight)	Provider Points Earned
<b>OPM Monitoring Reviews</b>				
Annual Comprehensive Reviews	88%	Not Yet Conducted		
Safety Reviews	94%	91%	15	13.65
<b>Monitoring Sub-Total</b>			<b>15</b>	<b>13.65</b>
<b>CPA Safety Outcomes</b>				
Incidence of Maltreatment	0.20%	No Substantiated Reports	10	10.00
Staff Training	90%	100%	5	5.00
Staff Safety Checks	90%	100%	5	5.00
<b>Safety Sub-Total</b>			<b>20</b>	<b>20.00</b>
<b>CPA Permanency Outcomes</b>				
Placement Stability	91%	100%	15	15.00
<b>Permanency Sub-Total</b>			<b>15</b>	<b>15.00</b>
<b>CPA Well-Being Outcomes</b>				
EPSDT Medical Visits	85%	100%	4	4.00
EPSDT Dental Visits	79%	100%	4	4.00
Academic Supports	77%	100%	3	3.00
Provider ECEM Visits	92%	100%	7	7.00
Provider General Contacts	91%	100%	7	7.00
Placements with Siblings	64%	50%	Not Scored	Not Scored
Placements within Legal County	18%	0%	Not Scored	Not Scored
<b>Well-Being Sub-Total</b>			<b>25</b>	<b>25.00</b>

\*Performance calculation descriptions can be found in the FY 2018 RBWO PBP Measurements and Standards Guide.

<b>Monitoring &amp; Outcomes: Possible Points = 75</b>		<b>Points Earned: 73.65</b>	
<b>Score Before Incentives Credit</b>			<b>98.20%</b>
<b>Incentives Awarded</b>			<b>8.00 pts</b>
<b>PBP Verification</b>			<b>N/A pts</b>
<b>Total Score</b>			<b>106.20%</b>



DHS, DFCS, Office of Provider Management  
**Performance-Based Placement Measures**  
**RBWO Provider GA+SCORECARD - CPA**  
Report Quarter: Q2 FY2018



**Provider/Program Name: Elks Aidmore Children's Center - Savannah (5231) - CPA**

# New Foster Homes During Quarter: 2		# Children in Care During Quarter: 7	# Placements During Quarter: 7	# Children in Care On Last Day: 5
CPA Incentive Credits	Avg Performance All CPAs (%)	Provider Performance (%)*	Possible Points (Weight)	Provider Points Earned
Early EPSDT Medical Visits		Not Eligible	2	
Early EPSDT Dental Visits		100%	2	2.00
Permanency Contacts		None Planned	5	
Additional Academic Supports		0%	2	0.00
Foster Hm Retention Rate (threshold = 90)		100%	2	2.00
Foster Hm Recruitment (threshold = 100)		100%	2	2.00
Active Agency Accreditation		50%	4	2.00
Staff Clinical Licensure		0%	5	0.00
<b>Incentives Total</b>	<b>4.93</b>		<b>24</b>	<b>8.00</b>
Maximum total combined incentive credit allowed is 10 points.			<b>Incentives Awarded</b>	<b>8.00</b>

\*Performance calculation descriptions can be found in the FY 2018 RBWO PBP Measurements and Standards Guide.

**Child Protective Services Investigations and Dispositions**

The following investigations data, which is not used for scoring but is considered significant to a provider's performance, is from Georgia SHINES and is not considered final or complete until the end of the fiscal year.

Total Reports:	0
Number Screened In:	0
Number Screened Out:	0
Number Substantiated:	0
Number Unsubstantiated:	0
Number Active CPS Investigations:	0



DHS, DFCS, Office of Provider Management

## Performance-Based Placement Measures

### RBWO Provider GA+SCORECARD - CPA



Report Quarter: Q2 FY2018

**Provider/Program Name: Elks Aidmore Children's Center - Valdosta (5179) - CPA**

3312A N. Oak Street Extension , Valdosta, GA 31602

Phone: 229-244-3020

Vendor ID# 33264

#### Quarterly Scores (Grades)

Q1: 103.95 (A+)

Q2: 101.05 (A+)

Q3: N/A

Q4: N/A

Current Quarter Score (Grade)

101.05%

(A+)

# New Foster Homes During Quarter: 3

# Children in Care During Quarter: 36

# Placements During Quarter: 38

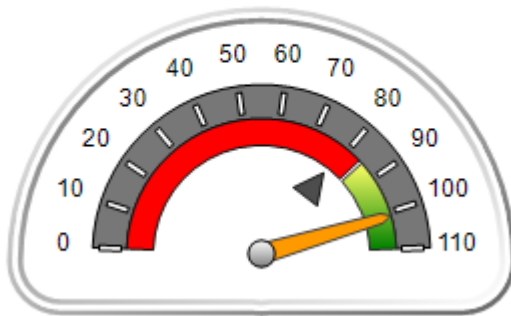
# Children in Care On Last Day: 32

### Quarterly Provider Comparisons to All CPAs

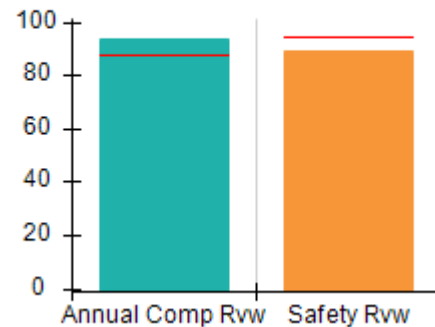


indicates average for all CPAs

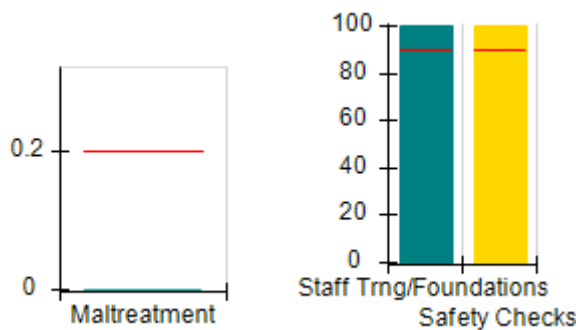
#### Overall Score (%)



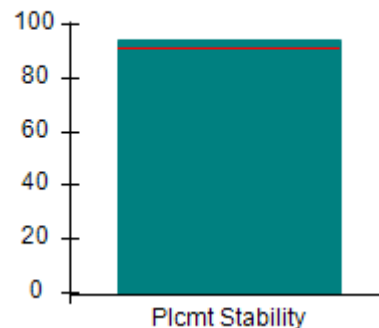
#### OPM Monitoring Reviews (%)



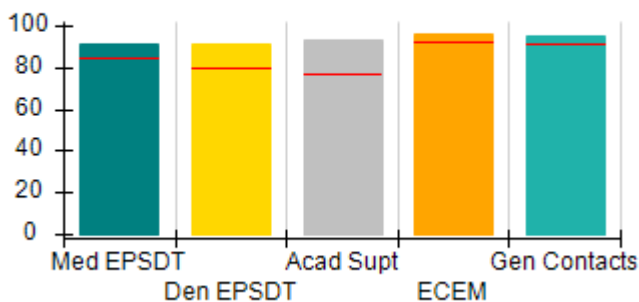
#### Safety Outcomes (%)



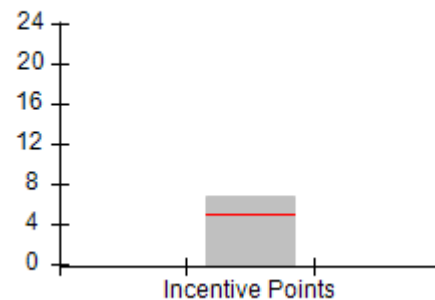
#### Permanency Outcomes (%)



#### Well-Being Outcomes (%)



#### Incentives Earned (Points)







DHS, DFCS, Office of Provider Management  
**Performance-Based Placement Measures**  
**RBWO Provider GA+SCORECARD - CPA**  
 Report Quarter: Q2 FY2018



**Provider/Program Name: Elks Aidmore Children's Center - Valdosta (5179) - CPA**

<b>3312A N. Oak Street Extension , Valdosta, GA 31602</b>  <b>Phone: 229-244-3020</b>  <b>Vendor ID# 33264</b>		<b>Quarterly Scores (Grades)</b>		<b>Current Quarter Score (Grade)</b>
		<b>Q1: 103.95 (A+)</b>	<b>Q2: 101.05 (A+)</b>	<b>101.05% (A+)</b>
		<b>Q3: N/A</b>	<b>Q4: N/A</b>	
# New Foster Homes During Quarter: 3		# Children in Care During Quarter: 36	# Placements During Quarter: 38	# Children in Care On Last Day: 32
	<b>Avg Performance All CPAs (%)</b>	<b>Provider Performance (%)*</b>	<b>Possible Points (Weight)</b>	<b>Provider Points Earned</b>
<b>OPM Monitoring Reviews</b>				
Annual Comprehensive Reviews	88%	94%	25	23.42
Safety Reviews	94%	89%	15	13.39
<b>Monitoring Sub-Total</b>			<b>40</b>	<b>36.81</b>
<b>CPA Safety Outcomes</b>				
Incidence of Maltreatment	0.20%	No Substantiated Reports	10	10.00
Staff Training	90%	100%	5	5.00
Staff Safety Checks	90%	100%	5	5.00
<b>Safety Sub-Total</b>			<b>20</b>	<b>20.00</b>
<b>CPA Permanency Outcomes</b>				
Placement Stability	91%	94%	15	14.10
<b>Permanency Sub-Total</b>			<b>15</b>	<b>14.10</b>
<b>CPA Well-Being Outcomes</b>				
EPSDT Medical Visits	85%	91%	4	3.64
EPSDT Dental Visits	79%	91%	4	3.64
Academic Supports	77%	93%	3	2.79
Provider ECEM Visits	92%	96%	7	6.72
Provider General Contacts	91%	95%	7	6.65
Placements with Siblings	64%	24%	Not Scored	Not Scored
Placements within Legal County	18%	45%	Not Scored	Not Scored
<b>Well-Being Sub-Total</b>			<b>25</b>	<b>23.44</b>

\*Performance calculation descriptions can be found in the FY 2018 RBWO PBP Measurements and Standards Guide.

<b>Monitoring &amp; Outcomes: Possible Points = 100</b>	<b>Points Earned: 94.35</b>
<b>Score Before Incentives Credit</b>	<b>94.35%</b>
<b>Incentives Awarded</b>	<b>6.70 pts</b>
<b>PBP Verification</b>	<b>N/A pts</b>
<b>Total Score</b>	<b>101.05%</b>



**DHS, DFCS, Office of Provider Management**  
**Performance-Based Placement Measures**  
**RBWO Provider GA+SCORECARD - CPA**  
**Report Quarter: Q2 FY2018**



**Provider/Program Name: Elks Aidmore Children's Center - Valdosta (5179) - CPA**

# New Foster Homes During Quarter: 3		# Children in Care During Quarter: 36	# Placements During Quarter: 38	# Children in Care On Last Day: 32
CPA Incentive Credits	Avg Performance All CPAs (%)	Provider Performance (%)*	Possible Points (Weight)	Provider Points Earned
Early EPSDT Medical Visits		57%	2	1.14
Early EPSDT Dental Visits		50%	2	1.00
Permanency Contacts		20%	5	1.00
Additional Academic Supports		53%	2	1.06
Foster Hm Retention Rate (threshold = 90)		80%	2	0.00
Foster Hm Recruitment (threshold = 100)		67%	2	0.00
Active Agency Accreditation		50%	4	2.00
Staff Clinical Licensure		10%	5	0.50
<b>Incentives Total</b>	<b>4.93</b>		<b>24</b>	<b>6.70</b>
Maximum total combined incentive credit allowed is 10 points.			<b>Incentives Awarded</b>	<b>6.70</b>

\*Performance calculation descriptions can be found in the FY 2018 RBWO PBP Measurements and Standards Guide.

**Child Protective Services Investigations and Dispositions**

The following investigations data, which is not used for scoring but is considered significant to a provider's performance, is from Georgia SHINES and is not considered final or complete until the end of the fiscal year.

Total Reports:	3
Number Screened In:	2
Number Screened Out:	1
Number Substantiated:	0
Number Unsubstantiated:	2
Number Active CPS Investigations:	0



DHS, DFCS, Office of Provider Management  
**Performance-Based Placement Measures**  
**RBWO Provider GA+SCORECARD - CPA**



Report Quarter: Q2 FY2018

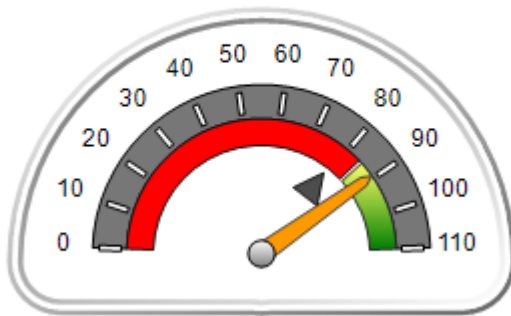
**Provider/Program Name: ENA, Inc., dba NECCO (formerly GA SAFE) - Albany (672) - CPA**

2231 Dawson Rd., Albany, GA 31707 Phone: 2292995095 Vendor ID# 84512	Quarterly Scores (Grades)		Current Quarter Score (Grade)
	Q1: 95.72 (A)	Q2: 89.28 (B+)	89.28% (B+)
	Q3: N/A	Q4: N/A	
# New Foster Homes During Quarter: 5	# Children in Care During Quarter: 120	# Placements During Quarter: 123	# Children in Care On Last Day: 56

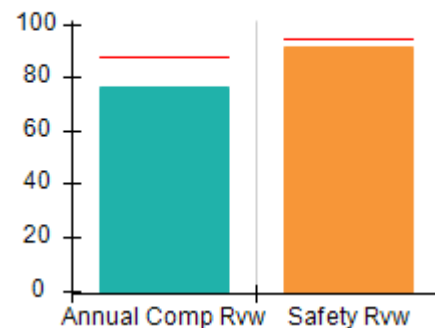
**Quarterly Provider Comparisons to All CPAs**

— indicates average for all CPAs

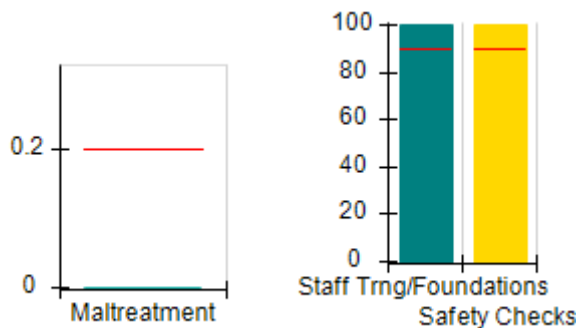
Overall Score (%)



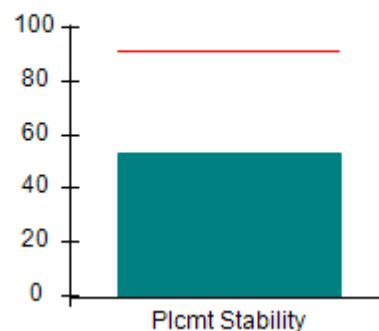
OPM Monitoring Reviews (%)



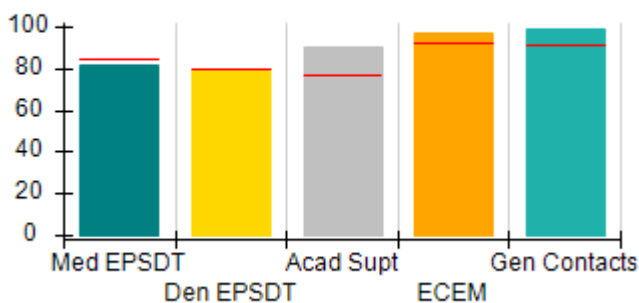
Safety Outcomes (%)



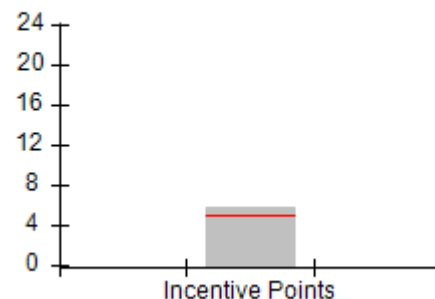
Permanency Outcomes (%)



Well-Being Outcomes (%)



Incentives Earned (Points)





**DHS, DFCS, Office of Provider Management**  
**Performance-Based Placement Measures**  
**RBWO Provider GA+SCORECARD - CPA**



**Report Quarter: Q2 FY2018**

**Provider/Program Name: ENA, Inc., dba NECCO (formerly GA SAFE) - Albany (672) - CPA**

<b>2231 Dawson Rd., Albany, GA 31707</b>  <b>Phone: 2292995095</b>  <b>Vendor ID# 84512</b>	<b>Quarterly Scores (Grades)</b>		<b>Current Quarter Score (Grade)</b>
	<b>Q1: 95.72 (A)</b>	<b>Q2: 89.28 (B+)</b>	<b>89.28%</b>
	<b>Q3: N/A</b>	<b>Q4: N/A</b>	<b>(B+)</b>

# New Foster Homes During Quarter: 5	# Children in Care During Quarter: 120	# Placements During Quarter: 123	# Children in Care On Last Day: 56
--------------------------------------	--	----------------------------------	------------------------------------

	<b>Avg Performance All CPAs (%)</b>	<b>Provider Performance (%)*</b>	<b>Possible Points (Weight)</b>	<b>Provider Points Earned</b>
--	-------------------------------------	----------------------------------	---------------------------------	-------------------------------

**OPM Monitoring Reviews**

Annual Comprehensive Reviews	88%	76%	25	19.05
Safety Reviews	94%	91%	15	13.71
<b>Monitoring Sub-Total</b>			<b>40</b>	<b>32.75</b>

**CPA Safety Outcomes**

Incidence of Maltreatment	0.20%	No Substantiated Reports	10	10.00
Staff Training	90%	100%	5	5.00
Staff Safety Checks	90%	100%	5	5.00
<b>Safety Sub-Total</b>			<b>20</b>	<b>20.00</b>

**CPA Permanency Outcomes**

Placement Stability	91%	53%	15	7.95
<b>Permanency Sub-Total</b>			<b>15</b>	<b>7.95</b>

**CPA Well-Being Outcomes**

EPSDT Medical Visits	85%	82%	4	3.28
EPSDT Dental Visits	79%	79%	4	3.16
Academic Supports	77%	90%	3	2.70
Provider ECEM Visits	92%	97%	7	6.79
Provider General Contacts	91%	99%	7	6.93
Placements with Siblings	64%	59%	Not Scored	Not Scored
Placements within Legal County	18%	21%	Not Scored	Not Scored
<b>Well-Being Sub-Total</b>			<b>25</b>	<b>22.86</b>

\*Performance calculation descriptions can be found in the FY 2018 RBWO PBP Measurements and Standards Guide.

<b>Monitoring &amp; Outcomes: Possible Points = 100</b>		<b>Points Earned: 83.56</b>	
<b>Score Before Incentives Credit</b>			<b>83.56%</b>
<b>Incentives Awarded</b>			<b>5.72 pts</b>
<b>PBP Verification</b>			<b>N/A pts</b>
<b>Total Score</b>			<b>89.28%</b>



**DHS, DFCS, Office of Provider Management**  
**Performance-Based Placement Measures**  
**RBWO Provider GA+SCORECARD - CPA**  
**Report Quarter: Q2 FY2018**



**Provider/Program Name: ENA, Inc., dba NECCO (formerly GA SAFE) - Albany (672) - CPA**

# New Foster Homes During Quarter: 5		# Children in Care During Quarter: 120	# Placements During Quarter: 123	# Children in Care On Last Day: 56
CPA Incentive Credits	Avg Performance All CPAs (%)	Provider Performance (%)*	Possible Points (Weight)	Provider Points Earned
Early EPSDT Medical Visits		27%	2	0.54
Early EPSDT Dental Visits		34%	2	0.68
Permanency Contacts		None Planned	5	
Additional Academic Supports		0%	2	0.00
Foster Hm Retention Rate (threshold = 90)		98%	2	2.00
Foster Hm Recruitment (threshold = 100)		75%	2	0.00
Active Agency Accreditation		50%	4	2.00
Staff Clinical Licensure		10%	5	0.50
<b>Incentives Total</b>	<b>4.93</b>		<b>24</b>	<b>5.72</b>
Maximum total combined incentive credit allowed is 10 points.			<b>Incentives Awarded</b>	<b>5.72</b>

\*Performance calculation descriptions can be found in the FY 2018 RBWO PBP Measurements and Standards Guide.

**Child Protective Services Investigations and Dispositions**

The following investigations data, which is not used for scoring but is considered significant to a provider's performance, is from Georgia SHINES and is not considered final or complete until the end of the fiscal year.

Total Reports:	1
Number Screened In:	1
Number Screened Out:	0
Number Substantiated:	0
Number Unsubstantiated:	3
Number Active CPS Investigations:	-2



DHS, DFCS, Office of Provider Management  
**Performance-Based Placement Measures**  
**RBWO Provider GA+SCORECARD - CPA**



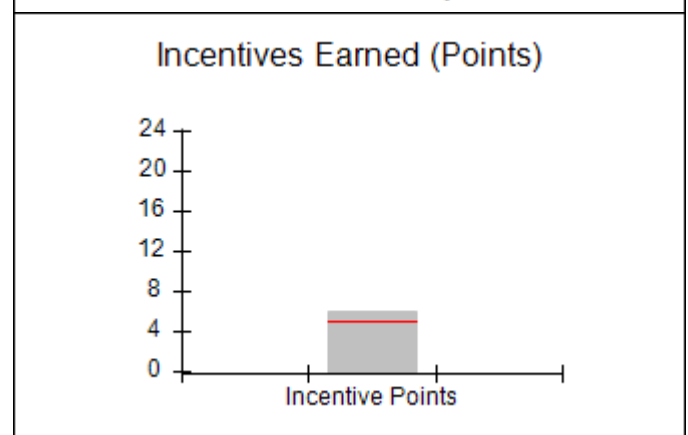
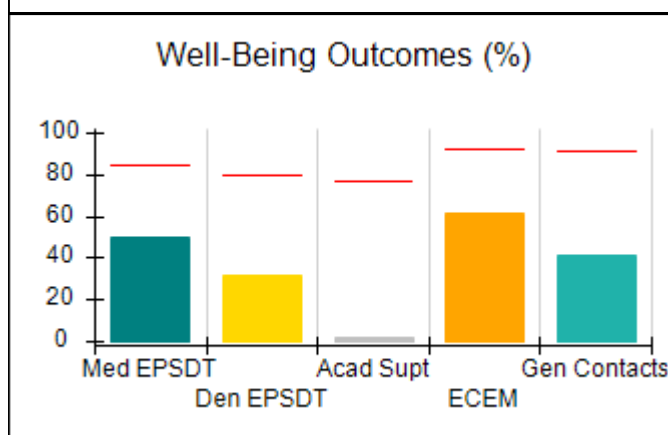
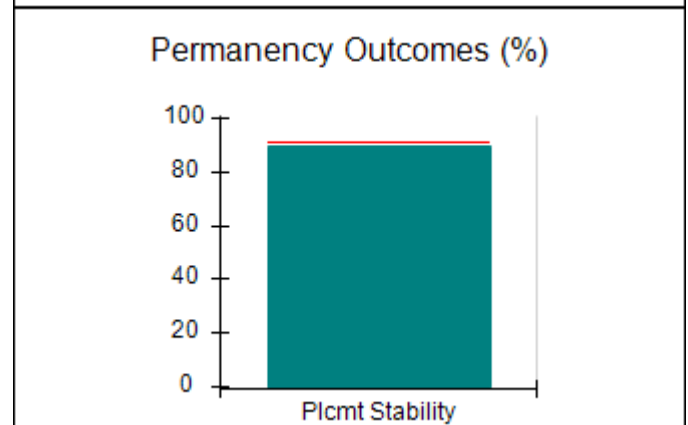
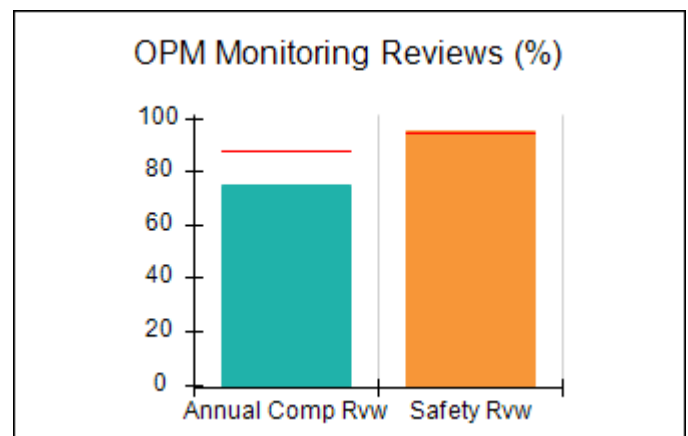
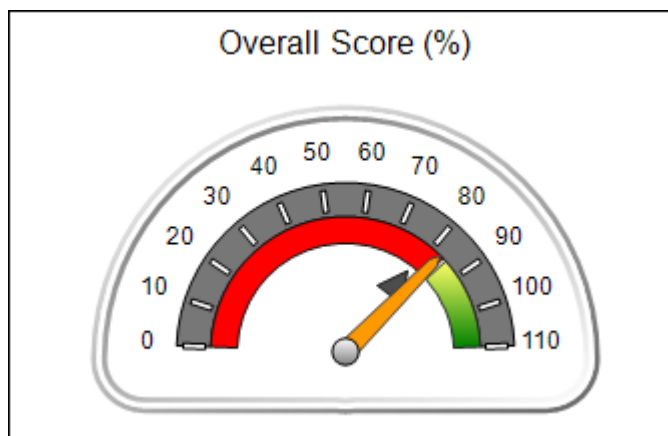
Report Quarter: Q2 FY2018

**Provider/Program Name: ENA, Inc., dba NECCO (formerly GA SAFE) - Jonesboro (4289) - CPA**

9556 Tara Blvd., Jonesboro, GA 30236 Phone: 678-610-1933 Vendor ID# 84514	Quarterly Scores (Grades)		Current Quarter Score (Grade)
	Q1: 84.22 (B)	Q2: 82.93 (B-)	82.93% (B-)
	Q3: N/A	Q4: N/A	
# New Foster Homes During Quarter: 6	# Children in Care During Quarter: 98	# Placements During Quarter: 101	# Children in Care On Last Day: 80

**Quarterly Provider Comparisons to All CPAs**

▼ — indicates average for all CPAs





DHS, DFCS, Office of Provider Management  
**Performance-Based Placement Measures**  
**RBWO Provider GA+SCORECARD - CPA**



Report Quarter: Q2 FY2018

**Provider/Program Name: ENA, Inc., dba NECCO (formerly GA SAFE) - Jonesboro (4289) - CPA**

<b>9556 Tara Blvd., Jonesboro, GA 30236</b>  <b>Phone: 678-610-1933</b>  <b>Vendor ID# 84514</b>	<b>Quarterly Scores (Grades)</b>		<b>Current Quarter Score (Grade)</b>
	<b>Q1: 84.22 (B)</b>	<b>Q2: 82.93 (B-)</b>	<b>82.93%</b>
	<b>Q3: N/A</b>	<b>Q4: N/A</b>	<b>(B-)</b>

# New Foster Homes During Quarter: 6	# Children in Care During Quarter: 98	# Placements During Quarter: 101	# Children in Care On Last Day: 80
--------------------------------------	---------------------------------------	----------------------------------	------------------------------------

	<b>Avg Performance All CPAs (%)</b>	<b>Provider Performance (%)*</b>	<b>Possible Points (Weight)</b>	<b>Provider Points Earned</b>
--	-------------------------------------	----------------------------------	---------------------------------	-------------------------------

**OPM Monitoring Reviews**

Annual Comprehensive Reviews	88%	75%	25	18.65
Safety Reviews	94%	95%	15	14.30
<b>Monitoring Sub-Total</b>			<b>40</b>	<b>32.95</b>

**CPA Safety Outcomes**

Incidence of Maltreatment	0.20%	No Substantiated Reports	10	10.00
Staff Training	90%	100%	5	5.00
Staff Safety Checks	90%	100%	5	5.00
<b>Safety Sub-Total</b>			<b>20</b>	<b>20.00</b>

**CPA Permanency Outcomes**

Placement Stability	91%	90%	15	13.50
<b>Permanency Sub-Total</b>			<b>15</b>	<b>13.50</b>

**CPA Well-Being Outcomes**

EPSDT Medical Visits	85%	50%	4	2.00
EPSDT Dental Visits	79%	32%	4	1.28
Academic Supports	77%	2%	3	0.06
Provider ECEM Visits	92%	61%	7	4.27
Provider General Contacts	91%	41%	7	2.87
Placements with Siblings	64%	78%	Not Scored	Not Scored
Placements within Legal County	18%	16%	Not Scored	Not Scored
<b>Well-Being Sub-Total</b>			<b>25</b>	<b>10.48</b>

\*Performance calculation descriptions can be found in the FY 2018 RBWO PBP Measurements and Standards Guide.

<b>Monitoring &amp; Outcomes: Possible Points = 100</b>	<b>Points Earned: 76.93</b>
<b>Score Before Incentives Credit</b>	<b>76.93%</b>
<b>Incentives Awarded</b>	<b>6.00 pts</b>
<b>PBP Verification</b>	<b>N/A pts</b>
<b>Total Score</b>	<b>82.93%</b>



**DHS, DFCS, Office of Provider Management**  
**Performance-Based Placement Measures**  
**RBWO Provider GA+SCORECARD - CPA**



**Report Quarter: Q2 FY2018**

**Provider/Program Name: ENA, Inc., dba NECCO (formerly GA SAFE) - Jonesboro (4289) - CPA**

# New Foster Homes During Quarter: 6		# Children in Care During Quarter: 98	# Placements During Quarter: 101	# Children in Care On Last Day: 80
CPA Incentive Credits	Avg Performance All CPAs (%)	Provider Performance (%)*	Possible Points (Weight)	Provider Points Earned
Early EPSDT Medical Visits		0%	2	0.00
Early EPSDT Dental Visits		0%	2	0.00
Permanency Contacts		0%	5	0.00
Additional Academic Supports		0%	2	0.00
Foster Hm Retention Rate (threshold = 90)		90%	2	2.00
Foster Hm Recruitment (threshold = 100)		200%	2	2.00
Active Agency Accreditation		50%	4	2.00
Staff Clinical Licensure		0%	5	0.00
<b>Incentives Total</b>	<b>4.93</b>		<b>24</b>	<b>6.00</b>
Maximum total combined incentive credit allowed is 10 points.			<b>Incentives Awarded</b>	<b>6.00</b>

\*Performance calculation descriptions can be found in the FY 2018 RBWO PBP Measurements and Standards Guide.

### Child Protective Services Investigations and Dispositions

The following investigations data, which is not used for scoring but is considered significant to a provider's performance, is from Georgia SHINES and is not considered final or complete until the end of the fiscal year.

Total Reports:	1
Number Screened In:	1
Number Screened Out:	0
Number Substantiated:	0
Number Unsubstantiated:	2
Number Active CPS Investigations:	-1





**DHS, DFCS, Office of Provider Management**  
**Performance-Based Placement Measures**  
**RBWO Provider GA+SCORECARD - CPA**  
**Report Quarter: Q2 FY2018**

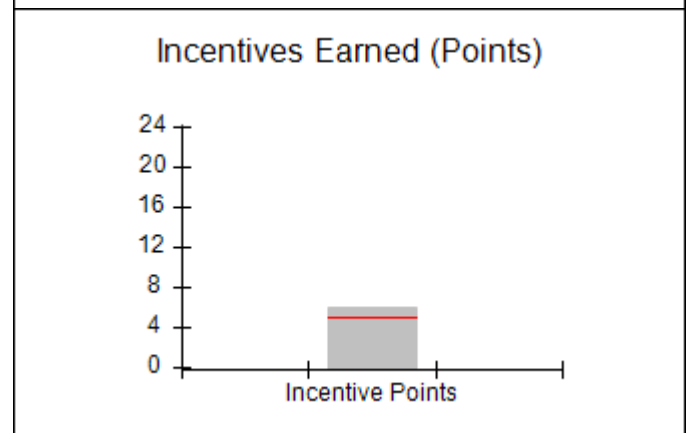
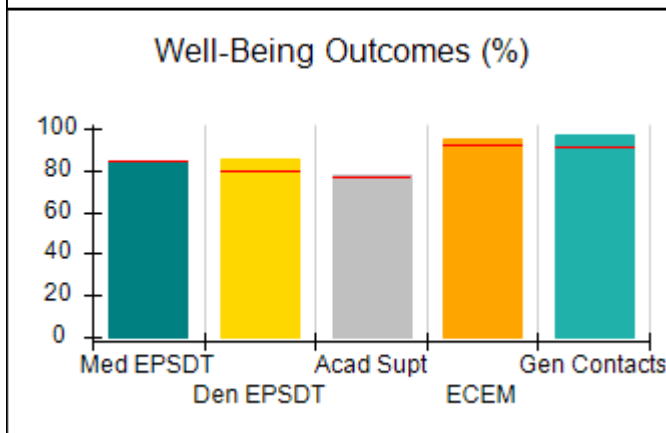
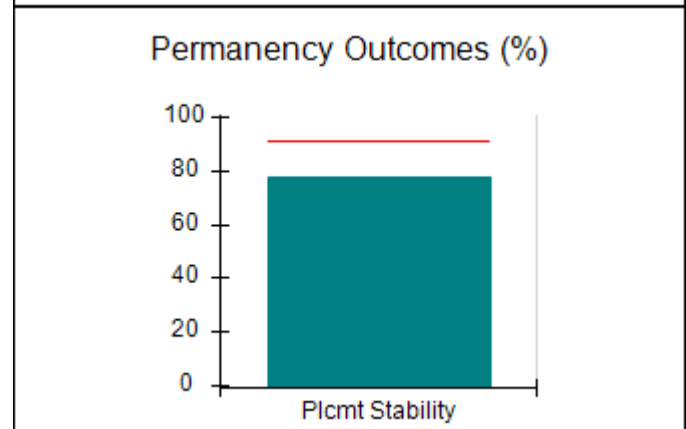
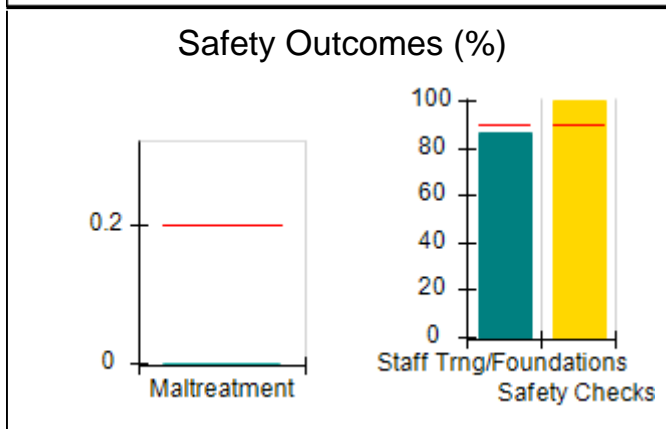
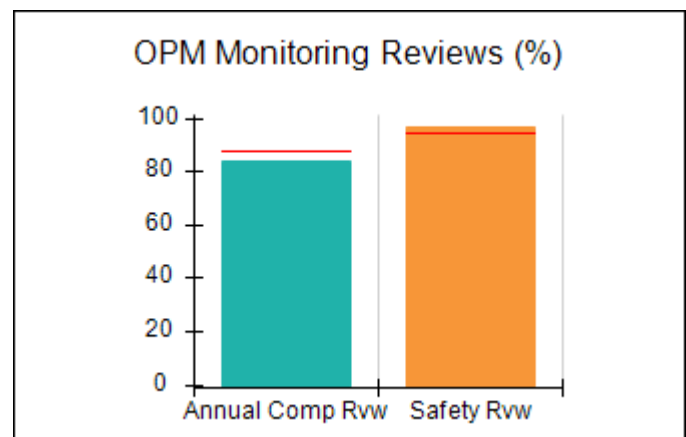
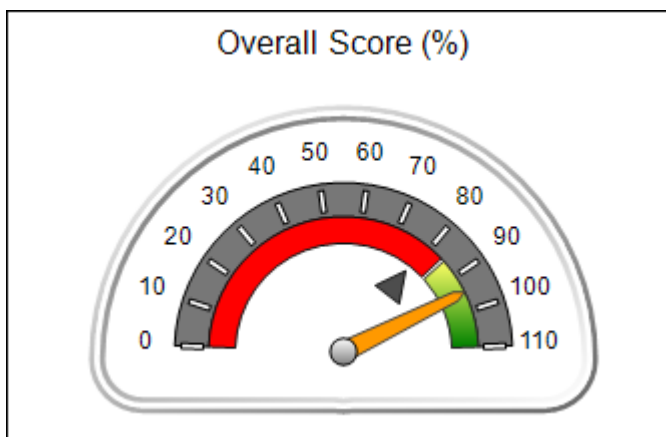


**Provider/Program Name: ENA, Inc., dba NECCO (formerly GA SAFE) - Macon (675) - CPA**

<b>150 North Crest Boulevard, Macon, GA 31210</b>  <b>Phone: 478-971-2170</b>  <b>Vendor ID# 84513</b>	Quarterly Scores (Grades)		Current Quarter Score (Grade)
	Q1: 88.59 (B+)	Q2: 94.91 (A)	<b>94.91%</b> <b>(A)</b>
	Q3: N/A	Q4: N/A	
# New Foster Homes During Quarter: 12	# Children in Care During Quarter: 90	# Placements During Quarter: 116	# Children in Care On Last Day: 69

**Quarterly Provider Comparisons to All CPAs**

▼ — indicates average for all CPAs





**DHS, DFCS, Office of Provider Management**  
**Performance-Based Placement Measures**  
**RBWO Provider GA+SCORECARD - CPA**



**Report Quarter: Q2 FY2018**

**Provider/Program Name: ENA, Inc., dba NECCO (formerly GA SAFE) - Macon (675) - CPA**

<b>150 North Crest Boulevard, Macon, GA 31210</b>  <b>Phone: 478-971-2170</b>  <b>Vendor ID# 84513</b>	<b>Quarterly Scores (Grades)</b>		<b>Current Quarter Score (Grade)</b>
	<b>Q1: 88.59 (B+)</b>	<b>Q2: 94.91 (A)</b>	<b>94.91%</b>
	<b>Q3: N/A</b>	<b>Q4: N/A</b>	<b>(A)</b>

# New Foster Homes During Quarter: 12	# Children in Care During Quarter: 90	# Placements During Quarter: 116	# Children in Care On Last Day: 69
---------------------------------------	---------------------------------------	----------------------------------	------------------------------------

	<b>Avg Performance All CPAs (%)</b>	<b>Provider Performance (%)*</b>	<b>Possible Points (Weight)</b>	<b>Provider Points Earned</b>
<b>OPM Monitoring Reviews</b>				
Annual Comprehensive Reviews	88%	84%	25	20.94
Safety Reviews	94%	96%	15	14.46
<b>Monitoring Sub-Total</b>			<b>40</b>	<b>35.41</b>
<b>CPA Safety Outcomes</b>				
Incidence of Maltreatment	0.20%	No Substantiated Reports	10	10.00
Staff Training	90%	86%	5	4.30
Staff Safety Checks	90%	100%	5	5.00
<b>Safety Sub-Total</b>			<b>20</b>	<b>19.30</b>
<b>CPA Permanency Outcomes</b>				
Placement Stability	91%	78%	15	11.70
<b>Permanency Sub-Total</b>			<b>15</b>	<b>11.70</b>
<b>CPA Well-Being Outcomes</b>				
EPSDT Medical Visits	85%	84%	4	3.36
EPSDT Dental Visits	79%	85%	4	3.40
Academic Supports	77%	78%	3	2.34
Provider ECEM Visits	92%	95%	7	6.65
Provider General Contacts	91%	97%	7	6.79
Placements with Siblings	64%	75%	Not Scored	Not Scored
Placements within Legal County	18%	8%	Not Scored	Not Scored
<b>Well-Being Sub-Total</b>			<b>25</b>	<b>22.54</b>

\*Performance calculation descriptions can be found in the FY 2018 RBWO PBP Measurements and Standards Guide.

<b>Monitoring &amp; Outcomes: Possible Points = 100</b>	<b>Points Earned: 88.95</b>
<b>Score Before Incentives Credit</b>	<b>88.95%</b>
<b>Incentives Awarded</b>	<b>5.96 pts</b>
<b>PBP Verification</b>	<b>N/A pts</b>
<b>Total Score</b>	<b>94.91%</b>



**DHS, DFCS, Office of Provider Management**  
**Performance-Based Placement Measures**  
**RBWO Provider GA+SCORECARD - CPA**  
**Report Quarter: Q2 FY2018**



**Provider/Program Name: ENA, Inc., dba NECCO (formerly GA SAFE) - Macon (675) - CPA**

# New Foster Homes During Quarter: 12		# Children in Care During Quarter: 90	# Placements During Quarter: 116	# Children in Care On Last Day: 69
CPA Incentive Credits	Avg Performance All CPAs (%)	Provider Performance (%)*	Possible Points (Weight)	Provider Points Earned
Early EPSDT Medical Visits		43%	2	0.86
Early EPSDT Dental Visits		55%	2	1.10
Permanency Contacts		0%	5	0.00
Additional Academic Supports		0%	2	0.00
Foster Hm Retention Rate (threshold = 90)		84%	2	0.00
Foster Hm Recruitment (threshold = 100)		250%	2	2.00
Active Agency Accreditation		50%	4	2.00
Staff Clinical Licensure		0%	5	0.00
<b>Incentives Total</b>	<b>4.93</b>		<b>24</b>	<b>5.96</b>
Maximum total combined incentive credit allowed is 10 points.			<b>Incentives Awarded</b>	<b>5.96</b>

\*Performance calculation descriptions can be found in the FY 2018 RBWO PBP Measurements and Standards Guide.

**Child Protective Services Investigations and Dispositions**

The following investigations data, which is not used for scoring but is considered significant to a provider's performance, is from Georgia SHINES and is not considered final or complete until the end of the fiscal year.

Total Reports:	4
Number Screened In:	3
Number Screened Out:	1
Number Substantiated:	0
Number Unsubstantiated:	7
Number Active CPS Investigations:	-4



DHS, DFCS, Office of Provider Management  
**Performance-Based Placement Measures**  
**RBWO Provider GA+SCORECARD - CPA**



Report Quarter: Q2 FY2018

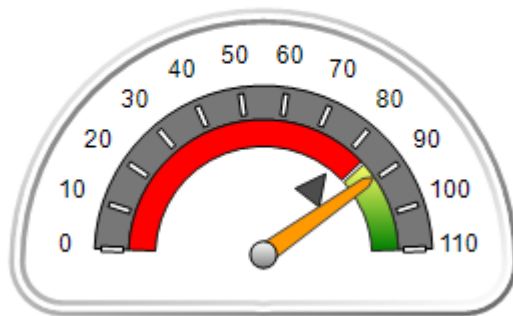
**Provider/Program Name: ENA, Inc., dba NECCO (formerly GA SAFE) - Martinez (673) - CPA**

4424 Columbia Rd., Martinez, GA 30907 Phone: 706-210-3435 Vendor ID# 84510	Quarterly Scores (Grades)		Current Quarter Score (Grade)
	Q1: 93.48 (A-)	Q2: 89.29 (B+)	89.29%
	Q3: N/A	Q4: N/A	(B+)
# New Foster Homes During Quarter: 1	# Children in Care During Quarter: 59	# Placements During Quarter: 63	# Children in Care On Last Day: 46

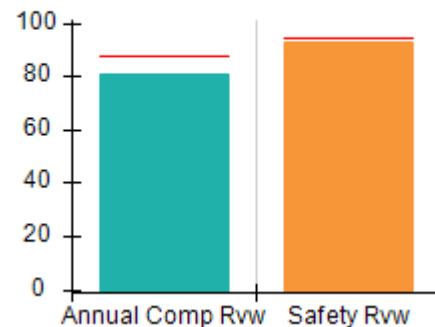
**Quarterly Provider Comparisons to All CPAs**

▼ — indicates average for all CPAs

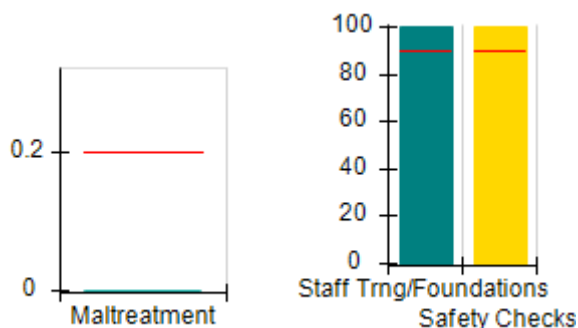
Overall Score (%)



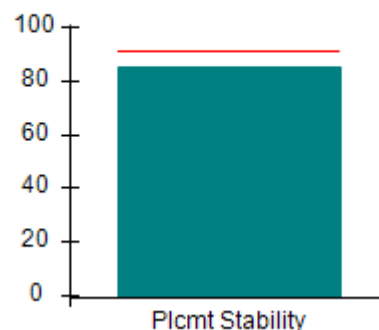
OPM Monitoring Reviews (%)



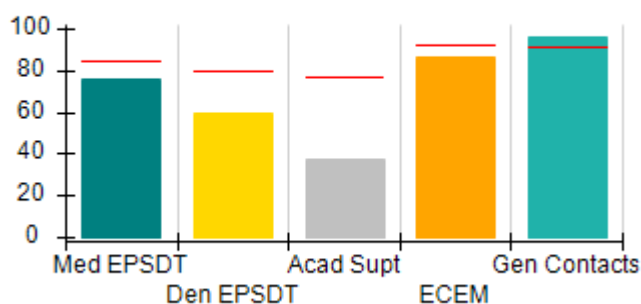
Safety Outcomes (%)



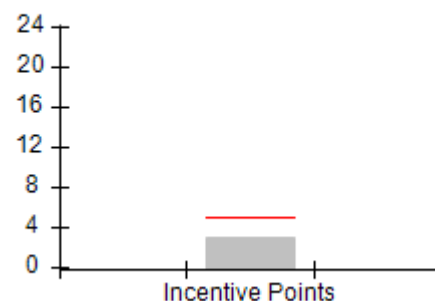
Permanency Outcomes (%)



Well-Being Outcomes (%)



Incentives Earned (Points)





DHS, DFCS, Office of Provider Management  
**Performance-Based Placement Measures**  
**RBWO Provider GA+SCORECARD - CPA**



Report Quarter: Q2 FY2018

**Provider/Program Name: ENA, Inc., dba NECCO (formerly GA SAFE) - Martinez (673) - CPA**

<b>4424 Columbia Rd., Martinez, GA 30907</b>  <b>Phone: 706-210-3435</b>  <b>Vendor ID# 84510</b>		<b>Quarterly Scores (Grades)</b>		<b>Current Quarter Score (Grade)</b>
		<b>Q1: 93.48 (A-)</b>	<b>Q2: 89.29 (B+)</b>	<b>89.29% (B+)</b>
		<b>Q3: N/A</b>	<b>Q4: N/A</b>	
# New Foster Homes During Quarter: 1		# Children in Care During Quarter: 59	# Placements During Quarter: 63	# Children in Care On Last Day: 46
	<b>Avg Performance All CPAs (%)</b>	<b>Provider Performance (%)*</b>	<b>Possible Points (Weight)</b>	<b>Provider Points Earned</b>
<b>OPM Monitoring Reviews</b>				
Annual Comprehensive Reviews	88%	81%	25	20.29
Safety Reviews	94%	93%	15	13.99
<b>Monitoring Sub-Total</b>			<b>40</b>	<b>34.28</b>
<b>CPA Safety Outcomes</b>				
Incidence of Maltreatment	0.20%	No Substantiated Reports	10	10.00
Staff Training	90%	100%	5	5.00
Staff Safety Checks	90%	100%	5	5.00
<b>Safety Sub-Total</b>			<b>20</b>	<b>20.00</b>
<b>CPA Permanency Outcomes</b>				
Placement Stability	91%	85%	15	12.75
<b>Permanency Sub-Total</b>			<b>15</b>	<b>12.75</b>
<b>CPA Well-Being Outcomes</b>				
EPSDT Medical Visits	85%	76%	4	3.04
EPSDT Dental Visits	79%	60%	4	2.40
Academic Supports	77%	38%	3	1.14
Provider ECEM Visits	92%	86%	7	6.02
Provider General Contacts	91%	96%	7	6.72
Placements with Siblings	64%	69%	Not Scored	Not Scored
Placements within Legal County	18%	0%	Not Scored	Not Scored
<b>Well-Being Sub-Total</b>			<b>25</b>	<b>19.32</b>

\*Performance calculation descriptions can be found in the FY 2018 RBWO PBP Measurements and Standards Guide.

<b>Monitoring &amp; Outcomes: Possible Points = 100</b>		<b>Points Earned: 86.35</b>	
<b>Score Before Incentives Credit</b>			<b>86.35%</b>
<b>Incentives Awarded</b>			<b>2.94 pts</b>
<b>PBP Verification</b>			<b>N/A pts</b>
<b>Total Score</b>			<b>89.29%</b>



**DHS, DFCS, Office of Provider Management**  
**Performance-Based Placement Measures**  
**RBWO Provider GA+SCORECARD - CPA**



**Report Quarter: Q2 FY2018**

**Provider/Program Name: ENA, Inc., dba NECCO (formerly GA SAFE) - Martinez (673) - CPA**

# New Foster Homes During Quarter: 1		# Children in Care During Quarter: 59	# Placements During Quarter: 63	# Children in Care On Last Day: 46
CPA Incentive Credits	Avg Performance All CPAs (%)	Provider Performance (%)*	Possible Points (Weight)	Provider Points Earned
Early EPSDT Medical Visits		31%	2	0.62
Early EPSDT Dental Visits		8%	2	0.16
Permanency Contacts		0%	5	0.00
Additional Academic Supports		8%	2	0.16
Foster Hm Retention Rate (threshold = 90)		88%	2	0.00
Foster Hm Recruitment (threshold = 100)		50%	2	0.00
Active Agency Accreditation		50%	4	2.00
Staff Clinical Licensure		0%	5	0.00
<b>Incentives Total</b>	<b>4.93</b>		<b>24</b>	<b>2.94</b>
Maximum total combined incentive credit allowed is 10 points.			<b>Incentives Awarded</b>	<b>2.94</b>

\*Performance calculation descriptions can be found in the FY 2018 RBWO PBP Measurements and Standards Guide.

### Child Protective Services Investigations and Dispositions

The following investigations data, which is not used for scoring but is considered significant to a provider's performance, is from Georgia SHINES and is not considered final or complete until the end of the fiscal year.

Total Reports:	0
Number Screened In:	0
Number Screened Out:	0
Number Substantiated:	0
Number Unsubstantiated:	0
Number Active CPS Investigations:	0



DHS, DFCS, Office of Provider Management

## Performance-Based Placement Measures

### RBWO Provider GA+SCORECARD - CPA



Report Quarter: Q2 FY2018

**Provider/Program Name: ENA, Inc., dba NECCO (formerly GA SAFE) - Valdosta (5330) - CPA**

120 North Oak St., Valdosta, GA 31601

Phone: 2294157957

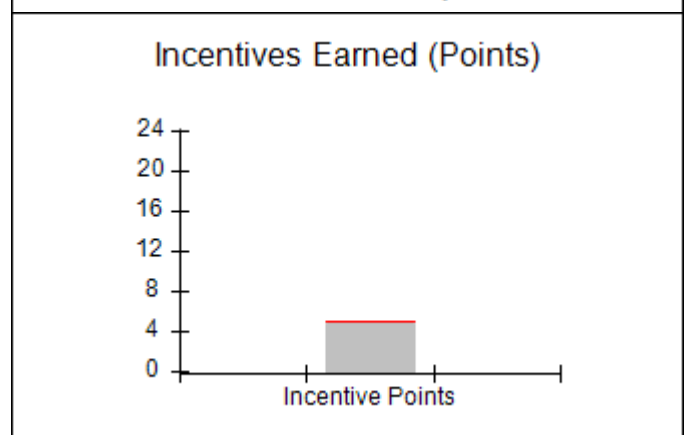
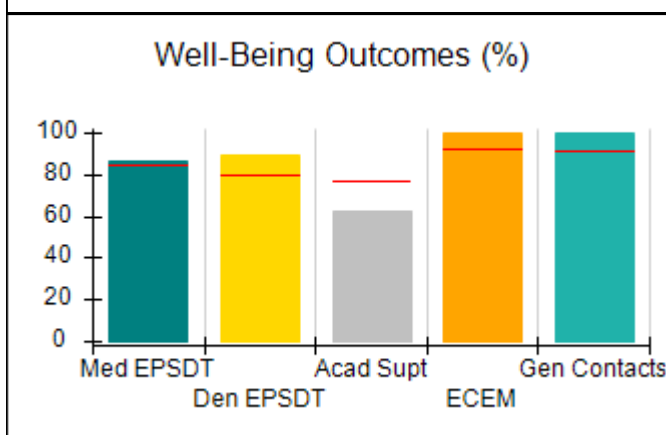
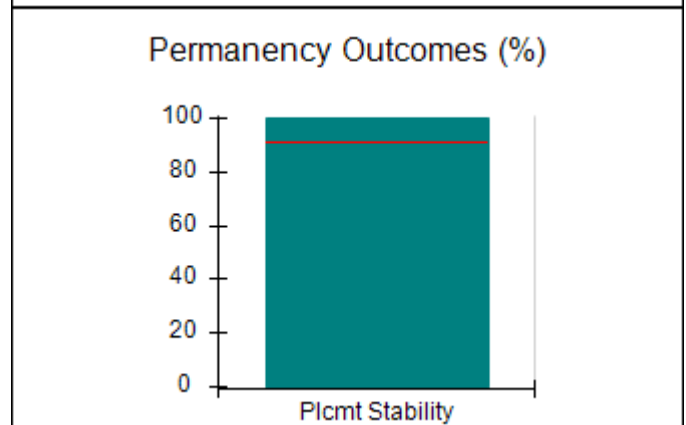
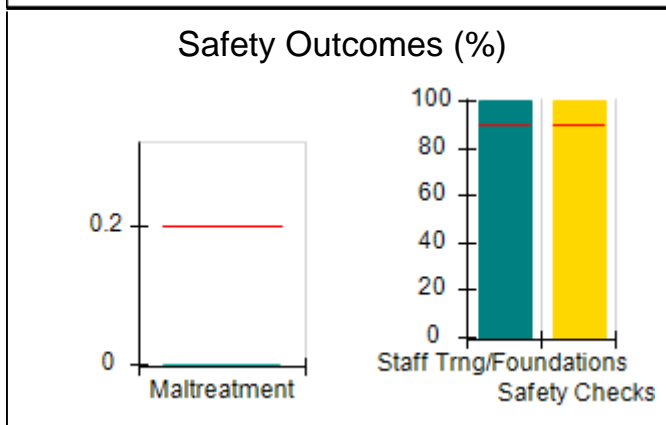
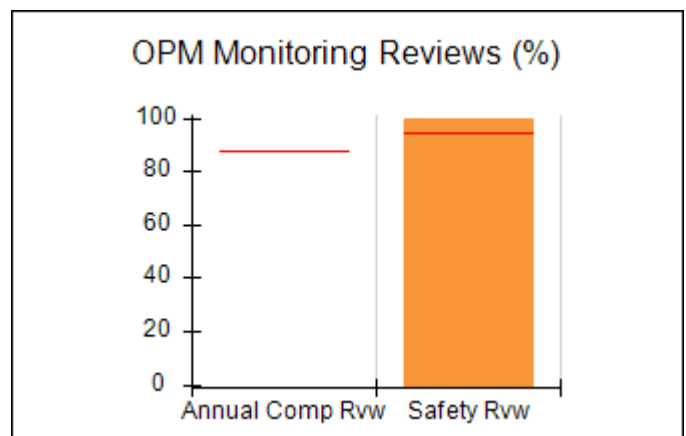
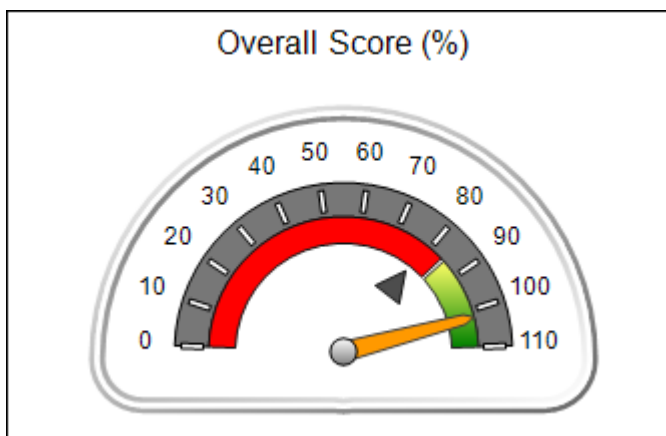
Vendor ID# 156826

Quarterly Scores (Grades)		Current Quarter Score (Grade)
Q1: (N/A)	Q2: 101.99 (A+)	101.99% (A+)
Q3: N/A	Q4: N/A	

# New Foster Homes During Quarter: 30	# Children in Care During Quarter: 54	# Placements During Quarter: 54	# Children in Care On Last Day: 52
---------------------------------------	---------------------------------------	---------------------------------	------------------------------------

### Quarterly Provider Comparisons to All CPAs

▼ — indicates average for all CPAs





DHS, DFCS, Office of Provider Management  
**Performance-Based Placement Measures**  
**RBWO Provider GA+SCORECARD - CPA**



Report Quarter: Q2 FY2018

**Provider/Program Name: ENA, Inc., dba NECCO (formerly GA SAFE) - Valdosta (5330) - CPA**

<b>120 North Oak St., Valdosta, GA 31601</b>  <b>Phone: 2294157957</b>  <b>Vendor ID# 156826</b>		<b>Quarterly Scores (Grades)</b>		<b>Current Quarter Score (Grade)</b>
		<b>Q1: (F)</b>	<b>Q2: 101.99 (A+)</b>	<b>101.99% (A+)</b>
		<b>Q3: N/A</b>	<b>Q4: N/A</b>	
# New Foster Homes During Quarter: 30		# Children in Care During Quarter: 54	# Placements During Quarter: 54	# Children in Care On Last Day: 52
	<b>Avg Performance All CPAs (%)</b>	<b>Provider Performance (%)*</b>	<b>Possible Points (Weight)</b>	<b>Provider Points Earned</b>
<b>OPM Monitoring Reviews</b>				
Annual Comprehensive Reviews	88%	Not Yet Conducted		
Safety Reviews	94%	100%	15	15.00
<b>Monitoring Sub-Total</b>			<b>15</b>	<b>15.00</b>
<b>CPA Safety Outcomes</b>				
Incidence of Maltreatment	0.20%	No Substantiated Reports	10	10.00
Staff Training	90%	100%	5	5.00
Staff Safety Checks	90%	100%	5	5.00
<b>Safety Sub-Total</b>			<b>20</b>	<b>20.00</b>
<b>CPA Permanency Outcomes</b>				
Placement Stability	91%	100%	15	15.00
<b>Permanency Sub-Total</b>			<b>15</b>	<b>15.00</b>
<b>CPA Well-Being Outcomes</b>				
EPSDT Medical Visits	85%	86%	4	3.44
EPSDT Dental Visits	79%	89%	4	3.56
Academic Supports	77%	62%	3	1.86
Provider ECEM Visits	92%	100%	7	7.00
Provider General Contacts	91%	100%	7	7.00
Placements with Siblings	64%	68%	Not Scored	Not Scored
Placements within Legal County	18%	24%	Not Scored	Not Scored
<b>Well-Being Sub-Total</b>			<b>25</b>	<b>22.86</b>

\*Performance calculation descriptions can be found in the FY 2018 RBWO PBP Measurements and Standards Guide.

<b>Monitoring &amp; Outcomes: Possible Points = 75</b>		<b>Points Earned: 72.86</b>	
<b>Score Before Incentives Credit</b>			<b>97.15%</b>
<b>Incentives Awarded</b>			<b>4.84 pts</b>
<b>PBP Verification</b>			<b>N/A pts</b>
<b>Total Score</b>			<b>101.99%</b>





DHS, DFCS, Office of Provider Management  
**Performance-Based Placement Measures**  
**RBWO Provider GA+SCORECARD - CPA**



Report Quarter: Q2 FY2018

**Provider/Program Name: ENA, Inc., dba NECCO (formerly GA SAFE) - Valdosta (5330) - CPA**

# New Foster Homes During Quarter: 30		# Children in Care During Quarter: 54	# Placements During Quarter: 54	# Children in Care On Last Day: 52
CPA Incentive Credits	Avg Performance All CPAs (%)	Provider Performance (%)*	Possible Points (Weight)	Provider Points Earned
Early EPSDT Medical Visits		0%	2	0.00
Early EPSDT Dental Visits		38%	2	0.76
Permanency Contacts		0%	5	0.00
Additional Academic Supports		4%	2	0.08
Foster Hm Retention Rate (threshold = 90)		Not Eligible	2	0.00
Foster Hm Recruitment (threshold = 100)		2700%	2	2.00
Active Agency Accreditation		50%	4	2.00
Staff Clinical Licensure		0%	5	0.00
<b>Incentives Total</b>	<b>4.93</b>		<b>24</b>	<b>4.84</b>
Maximum total combined incentive credit allowed is 10 points.			<b>Incentives Awarded</b>	<b>4.84</b>

\*Performance calculation descriptions can be found in the FY 2018 RBWO PBP Measurements and Standards Guide.

**Child Protective Services Investigations and Dispositions**

The following investigations data, which is not used for scoring but is considered significant to a provider's performance, is from Georgia SHINES and is not considered final or complete until the end of the fiscal year.

Total Reports:	0
Number Screened In:	0
Number Screened Out:	0
Number Substantiated:	0
Number Unsubstantiated:	0
Number Active CPS Investigations:	0



**DHS, DFCS, Office of Provider Management**  
**Performance-Based Placement Measures**  
**RBWO Provider GA+SCORECARD - CPA**  
**Report Quarter: Q2 FY2018**



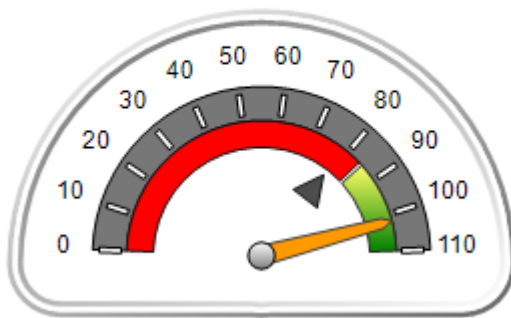
**Provider/Program Name: Faithbridge Foster Care - Atlanta (974) - CPA**

<b>4400 Northpoint Parkway, Alpharetta, GA 30022</b>  <b>Phone: 678-690-7114</b>  <b>Vendor ID# 82494</b>	Quarterly Scores (Grades)		Current Quarter Score (Grade)
	Q1: 102.48 (A+)	Q2: 101.97 (A+)	<b>101.97%</b> <b>(A+)</b>
	Q3: N/A	Q4: N/A	
# New Foster Homes During Quarter: 21	# Children in Care During Quarter: 212	# Placements During Quarter: 225	# Children in Care On Last Day: 176

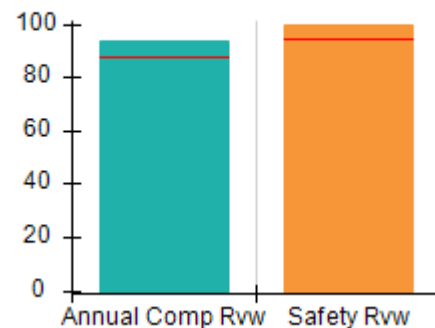
**Quarterly Provider Comparisons to All CPAs**

▼ — indicates average for all CPAs

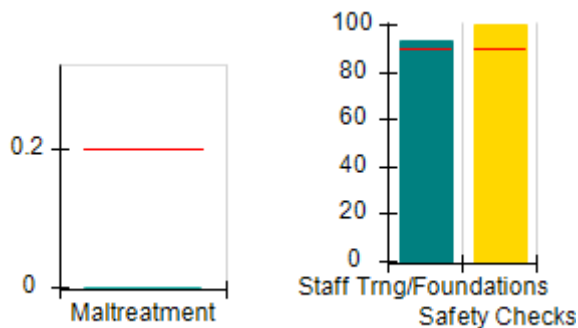
**Overall Score (%)**



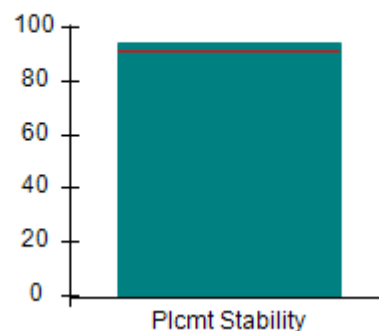
**OPM Monitoring Reviews (%)**



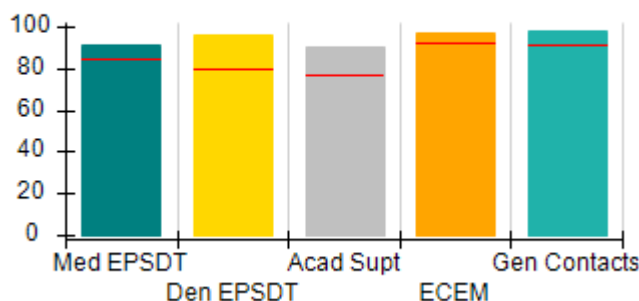
**Safety Outcomes (%)**



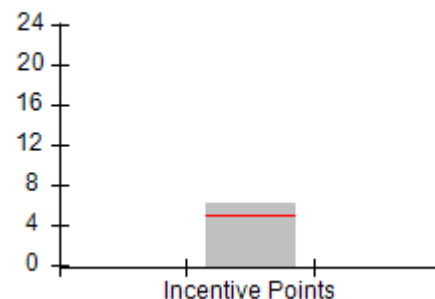
**Permanency Outcomes (%)**



**Well-Being Outcomes (%)**



**Incentives Earned (Points)**





DHS, DFCS, Office of Provider Management  
**Performance-Based Placement Measures**  
**RBWO Provider GA+SCORECARD - CPA**  
 Report Quarter: Q2 FY2018



**Provider/Program Name: Faithbridge Foster Care - Atlanta (974) - CPA**

<b>4400 Northpoint Parkway, Alpharetta, GA 30022</b>  <b>Phone: 678-690-7114</b>  <b>Vendor ID# 82494</b>		<b>Quarterly Scores (Grades)</b>		<b>Current Quarter Score (Grade)</b>
		<b>Q1: 102.48 (A+)</b>	<b>Q2: 101.97 (A+)</b>	<b>101.97% (A+)</b>
		<b>Q3: N/A</b>	<b>Q4: N/A</b>	
# New Foster Homes During Quarter: 21		# Children in Care During Quarter: 212	# Placements During Quarter: 225	# Children in Care On Last Day: 176
	<b>Avg Performance All CPAs (%)</b>	<b>Provider Performance (%)*</b>	<b>Possible Points (Weight)</b>	<b>Provider Points Earned</b>
<b>OPM Monitoring Reviews</b>				
Annual Comprehensive Reviews	88%	94%	25	23.38
Safety Reviews	94%	99%	15	14.90
<b>Monitoring Sub-Total</b>			<b>40</b>	<b>38.29</b>
<b>CPA Safety Outcomes</b>				
Incidence of Maltreatment	0.20%	No Substantiated Reports	10	10.00
Staff Training	90%	93%	5	4.65
Staff Safety Checks	90%	100%	5	5.00
<b>Safety Sub-Total</b>			<b>20</b>	<b>19.65</b>
<b>CPA Permanency Outcomes</b>				
Placement Stability	91%	94%	15	14.10
<b>Permanency Sub-Total</b>			<b>15</b>	<b>14.10</b>
<b>CPA Well-Being Outcomes</b>				
EPSDT Medical Visits	85%	91%	4	3.64
EPSDT Dental Visits	79%	96%	4	3.84
Academic Supports	77%	90%	3	2.70
Provider ECEM Visits	92%	97%	7	6.79
Provider General Contacts	91%	98%	7	6.86
Placements with Siblings	64%	56%	Not Scored	Not Scored
Placements within Legal County	18%	27%	Not Scored	Not Scored
<b>Well-Being Sub-Total</b>			<b>25</b>	<b>23.83</b>

\*Performance calculation descriptions can be found in the FY 2018 RBWO PBP Measurements and Standards Guide.

<b>Monitoring &amp; Outcomes: Possible Points = 100</b>		<b>Points Earned: 95.87</b>	
<b>Score Before Incentives Credit</b>			<b>95.87%</b>
<b>Incentives Awarded</b>			<b>6.10 pts</b>
<b>PBP Verification</b>			<b>N/A pts</b>
<b>Total Score</b>			<b>101.97%</b>



**DHS, DFCS, Office of Provider Management**  
**Performance-Based Placement Measures**  
**RBWO Provider GA+SCORECARD - CPA**  
**Report Quarter: Q2 FY2018**



**Provider/Program Name: Faithbridge Foster Care - Atlanta (974) - CPA**

# New Foster Homes During Quarter: 21		# Children in Care During Quarter: 212	# Placements During Quarter: 225	# Children in Care On Last Day: 176
CPA Incentive Credits	Avg Performance All CPAs (%)	Provider Performance (%)*	Possible Points (Weight)	Provider Points Earned
Early EPSDT Medical Visits		94%	2	1.88
Early EPSDT Dental Visits		83%	2	1.66
Permanency Contacts		0%	5	0.00
Additional Academic Supports		28%	2	0.56
Foster Hm Retention Rate (threshold = 90)		83%	2	0.00
Foster Hm Recruitment (threshold = 100)		550%	2	2.00
Active Agency Accreditation		0%	4	0.00
Staff Clinical Licensure		0%	5	0.00
<b>Incentives Total</b>	<b>4.93</b>		<b>24</b>	<b>6.10</b>
Maximum total combined incentive credit allowed is 10 points.			<b>Incentives Awarded</b>	<b>6.10</b>

\*Performance calculation descriptions can be found in the FY 2018 RBWO PBP Measurements and Standards Guide.

**Child Protective Services Investigations and Dispositions**

The following investigations data, which is not used for scoring but is considered significant to a provider's performance, is from Georgia SHINES and is not considered final or complete until the end of the fiscal year.

Total Reports:	6
Number Screened In:	2
Number Screened Out:	4
Number Substantiated:	0
Number Unsubstantiated:	0
Number Active CPS Investigations:	2



DHS, DFCS, Office of Provider Management  
**Performance-Based Placement Measures**  
**RBWO Provider GA+SCORECARD - CPA**



Report Quarter: Q2 FY2018

**Provider/Program Name: Faithbridge Foster Care - Brunswick (5185) - CPA**

1400 Norwich Street, Brunswick, GA 31520

Phone: 678-690-7112

Vendor ID# 121136

Quarterly Scores (Grades)

Q1: 100.79 (A+)

Q2: 94.88 (A)

Q3: N/A

Q4: N/A

Current Quarter Score  
(Grade)

**94.88%**

**(A)**

# New Foster Homes During Quarter: 0

# Children in Care During  
Quarter: 10

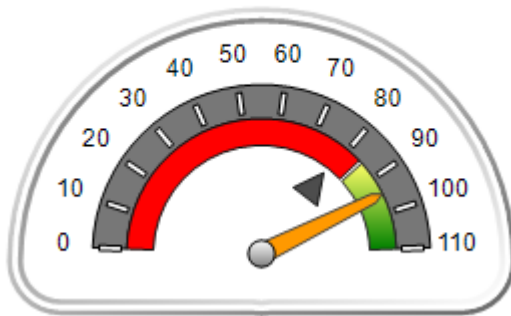
# Placements During  
Quarter: 10

# Children in Care On Last  
Day: 9

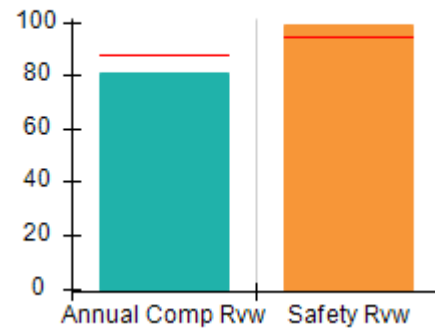
**Quarterly Provider Comparisons to All CPAs**

— indicates average for all CPAs

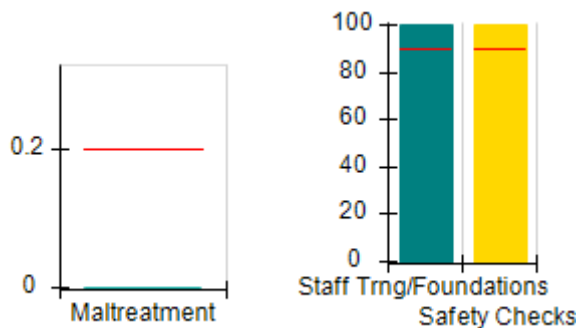
Overall Score (%)



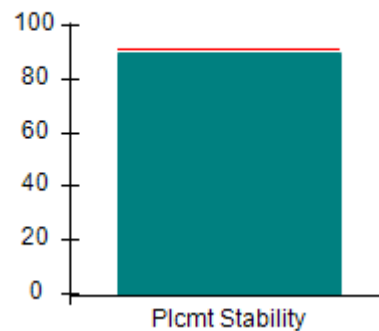
OPM Monitoring Reviews (%)



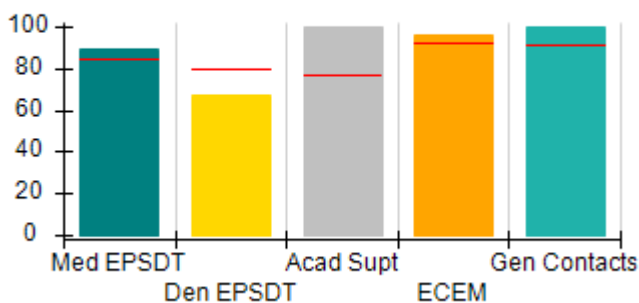
Safety Outcomes (%)



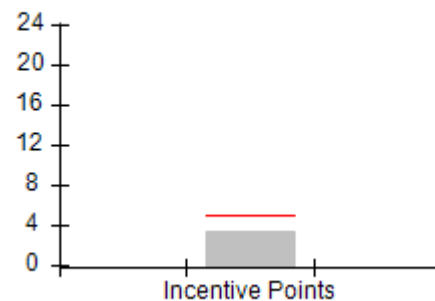
Permanency Outcomes (%)



Well-Being Outcomes (%)



Incentives Earned (Points)





DHS, DFCS, Office of Provider Management  
**Performance-Based Placement Measures**  
**RBWO Provider GA+SCORECARD - CPA**  
 Report Quarter: Q2 FY2018



**Provider/Program Name: Faithbridge Foster Care - Brunswick (5185) - CPA**

<b>1400 Norwich Street, Brunswick, GA 31520</b>  <b>Phone: 678-690-7112</b>  <b>Vendor ID# 121136</b>		<b>Quarterly Scores (Grades)</b>		<b>Current Quarter Score (Grade)</b>
		<b>Q1: 100.79 (A+)</b>	<b>Q2: 94.88 (A)</b>	<b>94.88%</b>
		<b>Q3: N/A</b>	<b>Q4: N/A</b>	<b>(A)</b>
# New Foster Homes During Quarter: 0		# Children in Care During Quarter: 10	# Placements During Quarter: 10	# Children in Care On Last Day: 9
	<b>Avg Performance All CPAs (%)</b>	<b>Provider Performance (%)*</b>	<b>Possible Points (Weight)</b>	<b>Provider Points Earned</b>
<b>OPM Monitoring Reviews</b>				
Annual Comprehensive Reviews	88%	81%	25	20.25
Safety Reviews	94%	99%	15	14.83
<b>Monitoring Sub-Total</b>			<b>40</b>	<b>35.08</b>
<b>CPA Safety Outcomes</b>				
Incidence of Maltreatment	0.20%	No Substantiated Reports	10	10.00
Staff Training	90%	100%	5	5.00
Staff Safety Checks	90%	100%	5	5.00
<b>Safety Sub-Total</b>			<b>20</b>	<b>20.00</b>
<b>CPA Permanency Outcomes</b>				
Placement Stability	91%	90%	15	13.50
<b>Permanency Sub-Total</b>			<b>15</b>	<b>13.50</b>
<b>CPA Well-Being Outcomes</b>				
EPSDT Medical Visits	85%	89%	4	3.56
EPSDT Dental Visits	79%	67%	4	2.68
Academic Supports	77%	100%	3	3.00
Provider ECEM Visits	92%	96%	7	6.72
Provider General Contacts	91%	100%	7	7.00
Placements with Siblings	64%	100%	Not Scored	Not Scored
Placements within Legal County	18%	0%	Not Scored	Not Scored
<b>Well-Being Sub-Total</b>			<b>25</b>	<b>22.96</b>

\*Performance calculation descriptions can be found in the FY 2018 RBWO PBP Measurements and Standards Guide.

<b>Monitoring &amp; Outcomes: Possible Points = 100</b>	<b>Points Earned: 91.54</b>
<b>Score Before Incentives Credit</b>	<b>91.54%</b>
<b>Incentives Awarded</b>	<b>3.34 pts</b>
<b>PBP Verification</b>	<b>N/A pts</b>
<b>Total Score</b>	<b>94.88%</b>



**DHS, DFCS, Office of Provider Management**  
**Performance-Based Placement Measures**  
**RBWO Provider GA+SCORECARD - CPA**  
**Report Quarter: Q2 FY2018**



**Provider/Program Name: Faithbridge Foster Care - Brunswick (5185) - CPA**

# New Foster Homes During Quarter: 0		# Children in Care During Quarter: 10	# Placements During Quarter: 10	# Children in Care On Last Day: 9
CPA Incentive Credits	Avg Performance All CPAs (%)	Provider Performance (%)*	Possible Points (Weight)	Provider Points Earned
Early EPSDT Medical Visits		100%	2	2.00
Early EPSDT Dental Visits		50%	2	1.00
Permanency Contacts		None Planned	5	
Additional Academic Supports		17%	2	0.34
Foster Hm Retention Rate (threshold = 90)		70%	2	0.00
Foster Hm Recruitment (threshold = 100)		0%	2	0.00
Active Agency Accreditation		0%	4	0.00
Staff Clinical Licensure		0%	5	0.00
<b>Incentives Total</b>	<b>4.93</b>		<b>24</b>	<b>3.34</b>
Maximum total combined incentive credit allowed is 10 points.			<b>Incentives Awarded</b>	<b>3.34</b>

\*Performance calculation descriptions can be found in the FY 2018 RBWO PBP Measurements and Standards Guide.

**Child Protective Services Investigations and Dispositions**

The following investigations data, which is not used for scoring but is considered significant to a provider's performance, is from Georgia SHINES and is not considered final or complete until the end of the fiscal year.

Total Reports:	0
Number Screened In:	0
Number Screened Out:	0
Number Substantiated:	0
Number Unsubstantiated:	0
Number Active CPS Investigations:	0



DHS, DFCS, Office of Provider Management  
**Performance-Based Placement Measures**  
**RBWO Provider GA+SCORECARD - CPA**  
Report Quarter: Q2 FY2018



**Provider/Program Name: Families 4 Families - (5257) - CPA**

3925 Harrison Road, Loganville, GA 30052

Phone: 770-462-3405

Vendor ID# 152583

**Quarterly Scores (Grades)**

Q1: 103.34 (A+)

Q2: 103.76 (A+)

Q3: N/A

Q4: N/A

**Current Quarter Score (Grade)**

**103.76%**

**(A+)**

# New Foster Homes During Quarter: 14

# Children in Care During Quarter: 48

# Placements During Quarter: 53

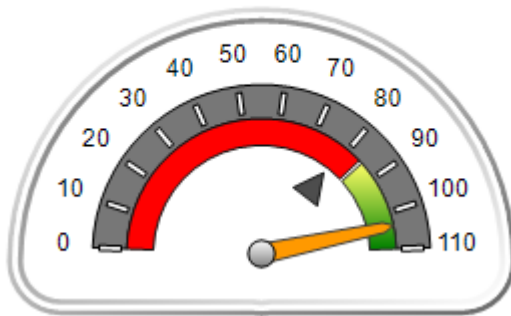
# Children in Care On Last Day: 46

**Quarterly Provider Comparisons to All CPAs**

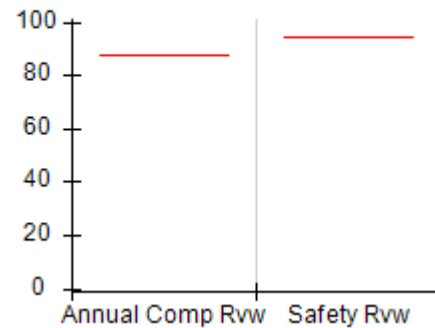


— indicates average for all CPAs

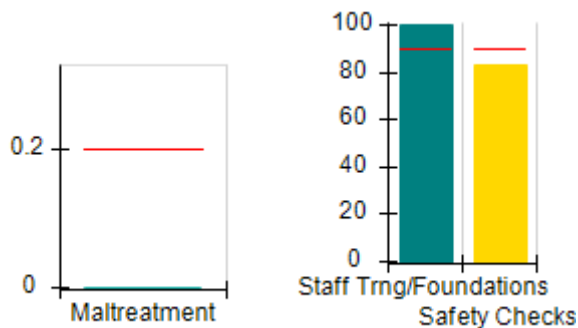
**Overall Score (%)**



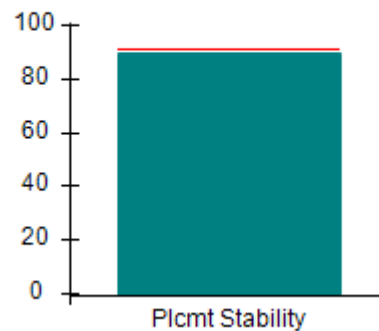
**OPM Monitoring Reviews (%)**



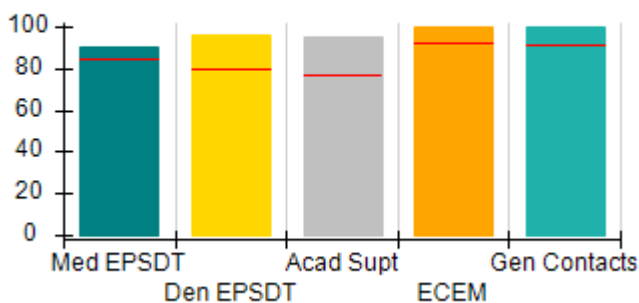
**Safety Outcomes (%)**



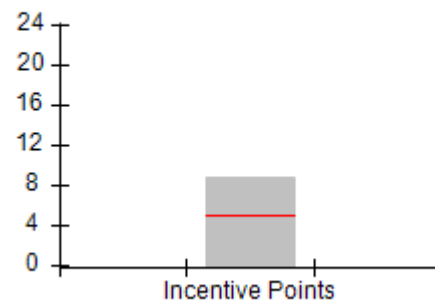
**Permanency Outcomes (%)**



**Well-Being Outcomes (%)**



**Incentives Earned (Points)**







DHS, DFCS, Office of Provider Management  
**Performance-Based Placement Measures**  
**RBWO Provider GA+SCORECARD - CPA**  
**Report Quarter: Q2 FY2018**



**Provider/Program Name: Families 4 Families - (5257) - CPA**

<b>3925 Harrison Road, Loganville, GA 30052</b>  <b>Phone: 770-462-3405</b>  <b>Vendor ID# 152583</b>	Quarterly Scores (Grades)		Current Quarter Score (Grade)
	Q1: 103.34 (A+)	Q2: 103.76 (A+)	<b>103.76%</b> <b>(A+)</b>
	Q3: N/A	Q4: N/A	

# New Foster Homes During Quarter: 14	# Children in Care During Quarter: 48	# Placements During Quarter: 53	# Children in Care On Last Day: 46
---------------------------------------	---------------------------------------	---------------------------------	------------------------------------

	Avg Performance All CPAs (%)	Provider Performance (%)*	Possible Points (Weight)	Provider Points Earned
--	------------------------------	---------------------------	--------------------------	------------------------

**OPM Monitoring Reviews**

Annual Comprehensive Reviews	88%	Not Yet Conducted		
Safety Reviews	94%	Not Yet Conducted		
<b>Monitoring Sub-Total</b>				<b>0.00</b>

**CPA Safety Outcomes**

Incidence of Maltreatment	0.20%	No Substantiated Reports	10	10.00
Staff Training	90%	100%	5	5.00
Staff Safety Checks	90%	83%	5	4.15
<b>Safety Sub-Total</b>			<b>20</b>	<b>19.15</b>

**CPA Permanency Outcomes**

Placement Stability	91%	90%	15	13.50
<b>Permanency Sub-Total</b>			<b>15</b>	<b>13.50</b>

**CPA Well-Being Outcomes**

EPSDT Medical Visits	85%	90%	4	3.60
EPSDT Dental Visits	79%	96%	4	3.84
Academic Supports	77%	95%	3	2.85
Provider ECEM Visits	92%	100%	7	7.00
Provider General Contacts	91%	100%	7	7.00
Placements with Siblings	64%	92%	Not Scored	Not Scored
Placements within Legal County	18%	16%	Not Scored	Not Scored
<b>Well-Being Sub-Total</b>			<b>25</b>	<b>24.29</b>

\*Performance calculation descriptions can be found in the FY 2018 RBWO PBP Measurements and Standards Guide.

<b>Monitoring &amp; Outcomes: Possible Points = 60</b>	<b>Points Earned: 56.94</b>
<b>Score Before Incentives Credit</b>	<b>94.90%</b>
<b>Incentives Awarded</b>	<b>8.86 pts</b>
<b>PBP Verification</b>	<b>N/A pts</b>
<b>Total Score</b>	<b>103.76%</b>



**DHS, DFCS, Office of Provider Management**  
**Performance-Based Placement Measures**  
**RBWO Provider GA+SCORECARD - CPA**  
**Report Quarter: Q2 FY2018**



**Provider/Program Name: Families 4 Families - (5257) - CPA**

# New Foster Homes During Quarter: 14		# Children in Care During Quarter: 48	# Placements During Quarter: 53	# Children in Care On Last Day: 46
CPA Incentive Credits	Avg Performance All CPAs (%)	Provider Performance (%)*	Possible Points (Weight)	Provider Points Earned
Early EPSDT Medical Visits		100%	2	2.00
Early EPSDT Dental Visits		92%	2	1.84
Permanency Contacts		0%	5	0.00
Additional Academic Supports		51%	2	1.02
Foster Hm Retention Rate (threshold = 90)		100%	2	2.00
Foster Hm Recruitment (threshold = 100)		1500%	2	2.00
Active Agency Accreditation		0%	4	0.00
Staff Clinical Licensure		0%	5	0.00
<b>Incentives Total</b>	<b>4.93</b>		<b>24</b>	<b>8.86</b>
Maximum total combined incentive credit allowed is 10 points.			<b>Incentives Awarded</b>	<b>8.86</b>

\*Performance calculation descriptions can be found in the FY 2018 RBWO PBP Measurements and Standards Guide.

**Child Protective Services Investigations and Dispositions**

The following investigations data, which is not used for scoring but is considered significant to a provider's performance, is from Georgia SHINES and is not considered final or complete until the end of the fiscal year.

Total Reports:	0
Number Screened In:	0
Number Screened Out:	0
Number Substantiated:	0
Number Unsubstantiated:	0
Number Active CPS Investigations:	0



DHS, DFCS, Office of Provider Management  
**Performance-Based Placement Measures**  
**RBWO Provider GA+SCORECARD - CPA**



Report Quarter: Q2 FY2018

**Provider/Program Name: Families First - Foster Care Program (639) - CPA**

80 Joseph E. Lowery Blvd NW, Atlanta, GA 30314

Phone: 404-853-2867

Vendor ID# 35335

**Quarterly Scores (Grades)**

**Current Quarter Score (Grade)**

Q1: 96.47 (A)

Q2: 97.40 (A+)

97.40%

Q3: N/A

Q4: N/A

(A+)

# New Foster Homes During Quarter: 0

# Children in Care During Quarter: 25

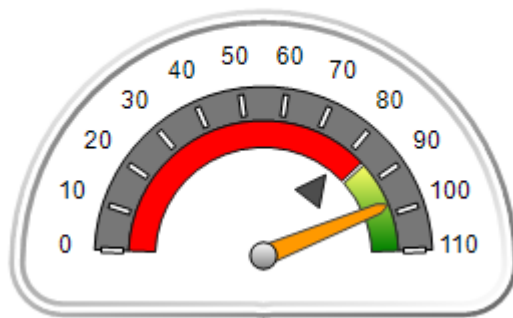
# Placements During Quarter: 25

# Children in Care On Last Day: 22

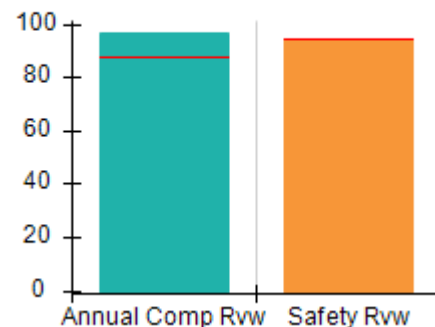
**Quarterly Provider Comparisons to All CPAs**

▼ — indicates average for all CPAs

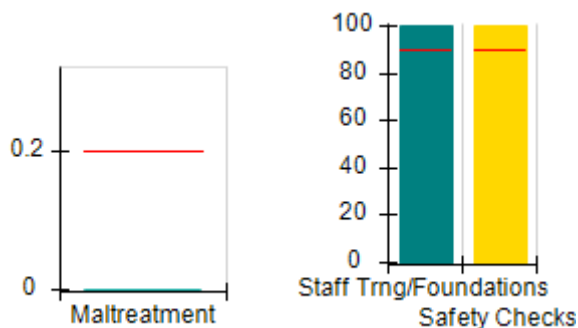
**Overall Score (%)**



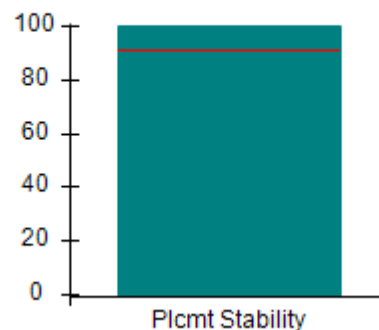
**OPM Monitoring Reviews (%)**



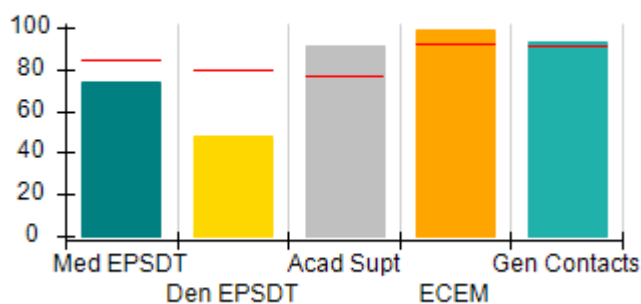
**Safety Outcomes (%)**



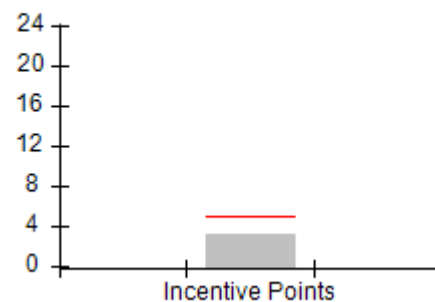
**Permanency Outcomes (%)**



**Well-Being Outcomes (%)**



**Incentives Earned (Points)**





DHS, DFCS, Office of Provider Management  
**Performance-Based Placement Measures**  
**RBWO Provider GA+SCORECARD - CPA**



Report Quarter: Q2 FY2018

**Provider/Program Name: Families First - Foster Care Program (639) - CPA**

<b>80 Joseph E. Lowery Blvd NW, Atlanta, GA 30314</b>  <b>Phone: 404-853-2867</b>  <b>Vendor ID# 35335</b>		Quarterly Scores (Grades)		Current Quarter Score (Grade)
		Q1: 96.47 (A)	Q2: 97.40 (A+)	<b>97.40%</b> <b>(A+)</b>
		Q3: N/A	Q4: N/A	
# New Foster Homes During Quarter: 0		# Children in Care During Quarter: 25	# Placements During Quarter: 25	# Children in Care On Last Day: 22
	Avg Performance All CPAs (%)	Provider Performance (%)*	Possible Points (Weight)	Provider Points Earned
<b>OPM Monitoring Reviews</b>				
Annual Comprehensive Reviews	88%	96%	25	24.12
Safety Reviews	94%	94%	15	14.17
<b>Monitoring Sub-Total</b>			<b>40</b>	<b>38.29</b>
<b>CPA Safety Outcomes</b>				
Incidence of Maltreatment	0.20%	No Substantiated Reports	10	10.00
Staff Training	90%	100%	5	5.00
Staff Safety Checks	90%	100%	5	5.00
<b>Safety Sub-Total</b>			<b>20</b>	<b>20.00</b>
<b>CPA Permanency Outcomes</b>				
Placement Stability	91%	100%	15	15.00
<b>Permanency Sub-Total</b>			<b>15</b>	<b>15.00</b>
<b>CPA Well-Being Outcomes</b>				
EPSDT Medical Visits	85%	74%	4	2.96
EPSDT Dental Visits	79%	48%	4	1.92
Academic Supports	77%	91%	3	2.73
Provider ECEM Visits	92%	99%	7	6.93
Provider General Contacts	91%	93%	7	6.51
Placements with Siblings	64%	56%	Not Scored	Not Scored
Placements within Legal County	18%	0%	Not Scored	Not Scored
<b>Well-Being Sub-Total</b>			<b>25</b>	<b>21.05</b>

\*Performance calculation descriptions can be found in the FY 2018 RBWO PBP Measurements and Standards Guide.

<b>Monitoring &amp; Outcomes: Possible Points = 100</b>	<b>Points Earned: 94.34</b>
<b>Score Before Incentives Credit</b>	<b>94.34%</b>
<b>Incentives Awarded</b>	<b>3.06 pts</b>
<b>PBP Verification</b>	<b>N/A pts</b>
<b>Total Score</b>	<b>97.40%</b>



DHS, DFCS, Office of Provider Management  
**Performance-Based Placement Measures**  
**RBWO Provider GA+SCORECARD - CPA**  
Report Quarter: Q2 FY2018



**Provider/Program Name: Families First - Foster Care Program (639) - CPA**

# New Foster Homes During Quarter: 0		# Children in Care During Quarter: 25	# Placements During Quarter: 25	# Children in Care On Last Day: 22
CPA Incentive Credits	Avg Performance All CPAs (%)	Provider Performance (%)*	Possible Points (Weight)	Provider Points Earned
Early EPSDT Medical Visits		20%	2	0.40
Early EPSDT Dental Visits		8%	2	0.16
Permanency Contacts		None Planned	5	
Additional Academic Supports		0%	2	0.00
Foster Hm Retention Rate (threshold = 90)		75%	2	0.00
Foster Hm Recruitment (threshold = 100)		50%	2	0.00
Active Agency Accreditation		50%	4	2.00
Staff Clinical Licensure		10%	5	0.50
<b>Incentives Total</b>	<b>4.93</b>		<b>24</b>	<b>3.06</b>
Maximum total combined incentive credit allowed is 10 points.			<b>Incentives Awarded</b>	<b>3.06</b>

\*Performance calculation descriptions can be found in the FY 2018 RBWO PBP Measurements and Standards Guide.

**Child Protective Services Investigations and Dispositions**

The following investigations data, which is not used for scoring but is considered significant to a provider's performance, is from Georgia SHINES and is not considered final or complete until the end of the fiscal year.

Total Reports:	0
Number Screened In:	0
Number Screened Out:	0
Number Substantiated:	0
Number Unsubstantiated:	2
Number Active CPS Investigations:	-2

**Performance-Based Placement Measures**  
**RBWO Provider GA+SCORECARD - CPA**

Report Quarter: Q2 FY2018

**Provider/Program Name: Generational Child Care - (5267) - CPA**

275 Northside Crossing, Macon, GA 31210

Phone: 478-477-1289

Vendor ID# 107250

**Quarterly Scores (Grades)****Current Quarter Score**  
(Grade)

Q1: 82.00 (B-)

Q2: 92.81 (A-)

**92.81%**

Q3: N/A

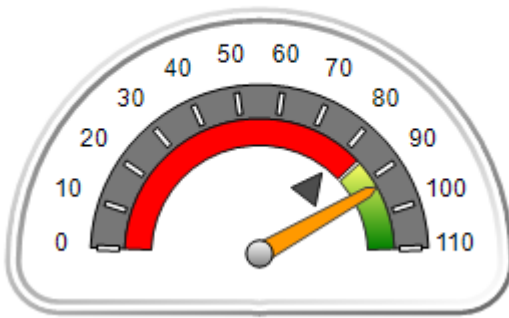
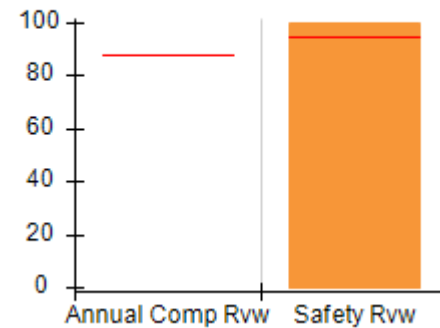
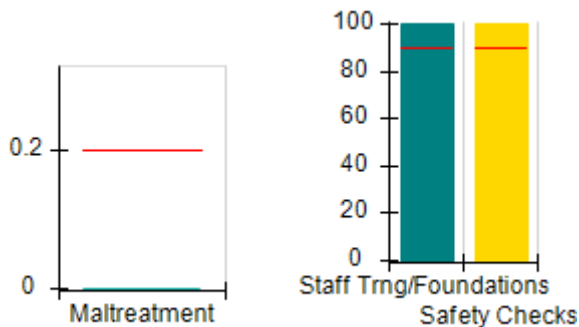
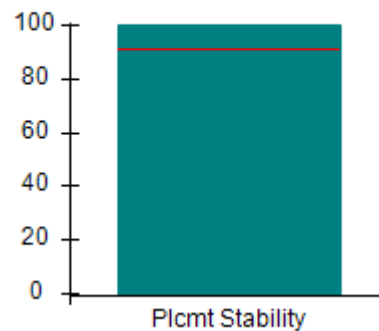
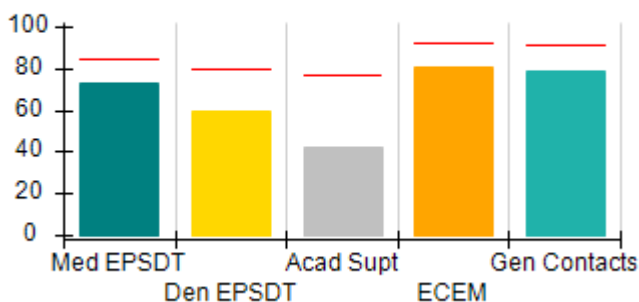
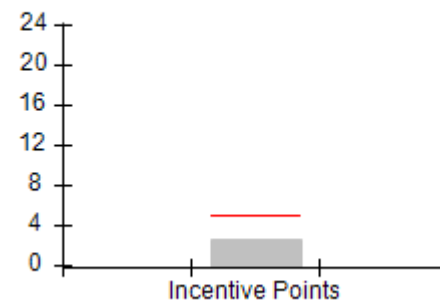
Q4: N/A

**(A-)**

# New Foster Homes During Quarter: 0

# Children in Care During  
Quarter: 18# Placements During  
Quarter: 18# Children in Care On Last  
Day: 18**Quarterly Provider Comparisons to All CPAs**

indicates average for all CPAs

**Overall Score (%)****OPM Monitoring Reviews (%)****Safety Outcomes (%)****Permanency Outcomes (%)****Well-Being Outcomes (%)****Incentives Earned (Points)**



# Performance-Based Placement Measures

## RBWO Provider GA+SCORECARD - CPA

Report Quarter: Q2 FY2018

**Provider/Program Name: Generational Child Care - (5267) - CPA**

275 Northside Crossing, Macon, GA 31210

Phone: 478-477-1289

Vendor ID# 107250

**Quarterly Scores (Grades)****Current Quarter Score (Grade)**

Q1: 82.00 (B-)

Q2: 92.81 (A-)

**92.81%**

Q3: N/A

Q4: N/A

**(A-)**

# New Foster Homes During Quarter: 0

# Children in Care During Quarter: 18

# Placements During Quarter: 18

# Children in Care On Last Day: 18

Avg  
Performance All  
CPAs (%)Provider  
Performance (%)\*Possible Points  
(Weight)Provider Points  
Earned**OPM Monitoring Reviews**

Annual Comprehensive Reviews	88%	Not Yet Conducted		
Safety Reviews	94%	100%	15	15.00
<b>Monitoring Sub-Total</b>			<b>15</b>	<b>15.00</b>

**CPA Safety Outcomes**

Incidence of Maltreatment	0.20%	No Substantiated Reports	10	10.00
Staff Training	90%	100%	5	5.00
Staff Safety Checks	90%	100%	5	5.00
<b>Safety Sub-Total</b>			<b>20</b>	<b>20.00</b>

**CPA Permanency Outcomes**

Placement Stability	91%	100%	15	15.00
<b>Permanency Sub-Total</b>			<b>15</b>	<b>15.00</b>

**CPA Well-Being Outcomes**

EPSDT Medical Visits	85%	73%	4	2.92
EPSDT Dental Visits	80%	60%	4	2.40
Academic Supports	77%	42%	3	1.26
Provider ECEM Visits	92%	81%	7	5.67
Provider General Contacts	91%	79%	7	5.53
Placements with Siblings	64%	Not Eligible	Not Scored	Not Scored
Placements within Legal County	18%	0%	Not Scored	Not Scored
<b>Well-Being Sub-Total</b>			<b>25</b>	<b>17.78</b>

\*Performance calculation descriptions can be found in the FY 2018 RBWO PBP Measurements and Standards Guide.

**Monitoring & Outcomes: Possible Points = 75****Points Earned: 67.78****Score Before Incentives Credit****90.37%****Incentives Awarded****2.44 pts****PBP Verification****N/A pts****Total Score****92.81%**

**Performance-Based Placement Measures**  
**RBWO Provider GA+SCORECARD - CPA**

Report Quarter: Q2 FY2018

**Provider/Program Name: Generational Child Care - (5267) - CPA**

# New Foster Homes During Quarter: 0		# Children in Care During Quarter: 18	# Placements During Quarter: 18	# Children in Care On Last Day: 18
CPA Incentive Credits	Avg Performance All CPAs (%)	Provider Performance (%)*	Possible Points (Weight)	Provider Points Earned
Early EPSDT Medical Visits		0%	2	0.00
Early EPSDT Dental Visits		20%	2	0.40
Permanency Contacts		0%	5	0.00
Additional Academic Supports		2%	2	0.04
Foster Hm Retention Rate (threshold = 90)		78%	2	0.00
Foster Hm Recruitment (threshold = 100)		150%	2	2.00
Active Agency Accreditation		0%	4	0.00
Staff Clinical Licensure		0%	5	0.00
<b>Incentives Total</b>	<b>4.94</b>		<b>24</b>	<b>2.44</b>
Maximum total combined incentive credit allowed is 10 points.			<b>Incentives Awarded</b>	<b>2.44</b>
*Performance calculation descriptions can be found in the FY 2018 RBWO PBP Measurements and Standards Guide.				

**Child Protective Services Investigations and Dispositions**

The following investigations data, which is not used for scoring but is considered significant to a provider's performance, is from Georgia SHINES and is not considered final or complete until the end of the fiscal year.

Total Reports:	1
Number Screened In:	1
Number Screened Out:	0
Number Substantiated:	0
Number Unsubstantiated:	1
Number Active CPS Investigations:	0





DHS, DFCS, Office of Provider Management  
**Performance-Based Placement Measures**  
**RBWO Provider GA+SCORECARD - CPA**  
Report Quarter: Q2 FY2018



**Provider/Program Name: Georgia Agape - (655) - CPA**

3094 Mercer University Dr., Atlanta, GA 30341

Phone: 770-452-9995

Vendor ID# 35356

**Quarterly Scores (Grades)**

Q1: 102.00 (A+)

Q2: 103.21 (A+)

Q3: N/A

Q4: N/A

**Current Quarter Score (Grade)**

**103.21%**

**(A+)**

# New Foster Homes During Quarter: 1

# Children in Care During Quarter: 22

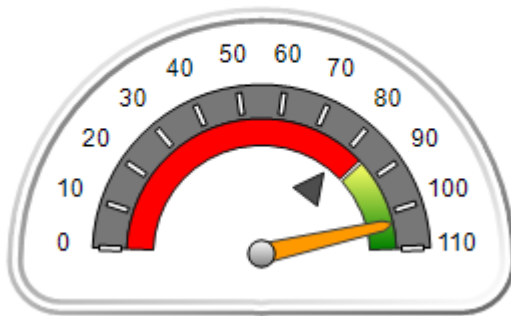
# Placements During Quarter: 22

# Children in Care On Last Day: 15

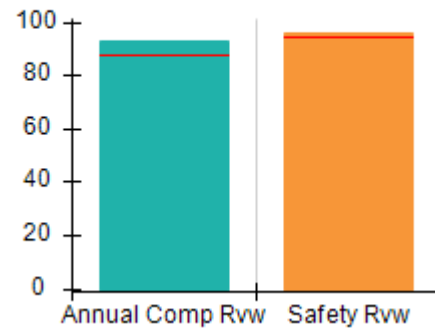
**Quarterly Provider Comparisons to All CPAs**

— indicates average for all CPAs

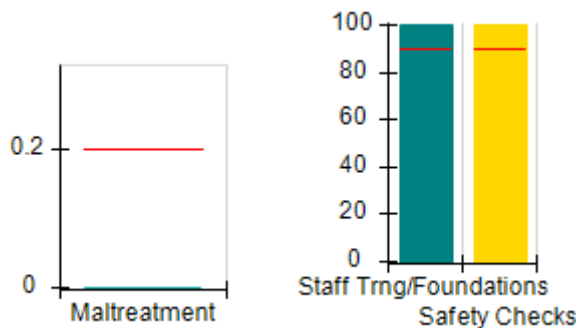
**Overall Score (%)**



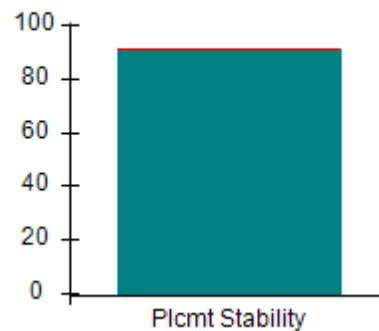
**OPM Monitoring Reviews (%)**



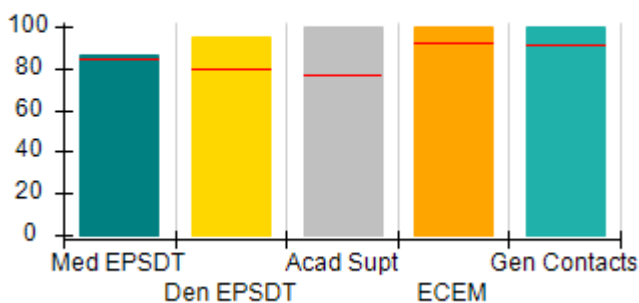
**Safety Outcomes (%)**



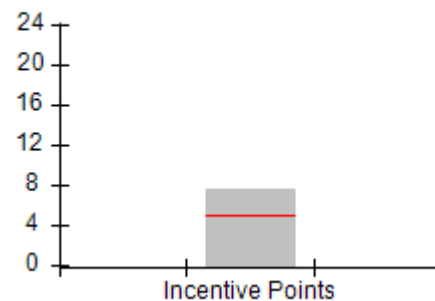
**Permanency Outcomes (%)**



**Well-Being Outcomes (%)**



**Incentives Earned (Points)**





DHS, DFCS, Office of Provider Management  
**Performance-Based Placement Measures**  
**RBWO Provider GA+SCORECARD - CPA**  
 Report Quarter: Q2 FY2018



**Provider/Program Name: Georgia Agape - (655) - CPA**

<b>3094 Mercer University Dr., Atlanta, GA 30341</b>  <b>Phone: 770-452-9995</b>  <b>Vendor ID# 35356</b>	Quarterly Scores (Grades)		Current Quarter Score (Grade)
	Q1: 102.00 (A+)	Q2: 103.21 (A+)	<b>103.21%</b> <b>(A+)</b>
	Q3: N/A	Q4: N/A	

# New Foster Homes During Quarter: 1	# Children in Care During Quarter: 22	# Placements During Quarter: 22	# Children in Care On Last Day: 15
--------------------------------------	---------------------------------------	---------------------------------	------------------------------------

	Avg Performance All CPAs (%)	Provider Performance (%)*	Possible Points (Weight)	Provider Points Earned
--	------------------------------	---------------------------	--------------------------	------------------------

**OPM Monitoring Reviews**

Annual Comprehensive Reviews	88%	93%	25	23.25
Safety Reviews	94%	96%	15	14.41
<b>Monitoring Sub-Total</b>			<b>40</b>	<b>37.66</b>

**CPA Safety Outcomes**

Incidence of Maltreatment	0.20%	No Substantiated Reports	10	10.00
Staff Training	90%	100%	5	5.00
Staff Safety Checks	90%	100%	5	5.00
<b>Safety Sub-Total</b>			<b>20</b>	<b>20.00</b>

**CPA Permanency Outcomes**

Placement Stability	91%	91%	15	13.65
<b>Permanency Sub-Total</b>			<b>15</b>	<b>13.65</b>

**CPA Well-Being Outcomes**

EPSDT Medical Visits	85%	86%	4	3.44
EPSDT Dental Visits	79%	95%	4	3.80
Academic Supports	77%	100%	3	3.00
Provider ECEM Visits	92%	100%	7	7.00
Provider General Contacts	91%	100%	7	7.00
Placements with Siblings	64%	23%	Not Scored	Not Scored
Placements within Legal County	18%	Not Eligible	Not Scored	Not Scored
<b>Well-Being Sub-Total</b>			<b>25</b>	<b>24.24</b>

\*Performance calculation descriptions can be found in the FY 2018 RBWO PBP Measurements and Standards Guide.

<b>Monitoring &amp; Outcomes: Possible Points = 100</b>	<b>Points Earned: 95.55</b>
<b>Score Before Incentives Credit</b>	<b>95.55%</b>
<b>Incentives Awarded</b>	<b>7.66 pts</b>
<b>PBP Verification</b>	<b>N/A pts</b>
<b>Total Score</b>	<b>103.21%</b>



**DHS, DFCS, Office of Provider Management**  
**Performance-Based Placement Measures**  
**RBWO Provider GA+SCORECARD - CPA**  
**Report Quarter: Q2 FY2018**



**Provider/Program Name: Georgia Agape - (655) - CPA**

# New Foster Homes During Quarter: 1		# Children in Care During Quarter: 22	# Placements During Quarter: 22	# Children in Care On Last Day: 15
CPA Incentive Credits	Avg Performance All CPAs (%)	Provider Performance (%)*	Possible Points (Weight)	Provider Points Earned
Early EPSDT Medical Visits		Not Eligible	2	
Early EPSDT Dental Visits		83%	2	1.66
Permanency Contacts		0%	5	0.00
Additional Academic Supports		100%	2	2.00
Foster Hm Retention Rate (threshold = 90)		64%	2	0.00
Foster Hm Recruitment (threshold = 100)		50%	2	0.00
Active Agency Accreditation		50%	4	2.00
Staff Clinical Licensure		40%	5	2.00
<b>Incentives Total</b>	<b>4.93</b>		<b>24</b>	<b>7.66</b>
Maximum total combined incentive credit allowed is 10 points.			<b>Incentives Awarded</b>	<b>7.66</b>

\*Performance calculation descriptions can be found in the FY 2018 RBWO PBP Measurements and Standards Guide.

**Child Protective Services Investigations and Dispositions**

The following investigations data, which is not used for scoring but is considered significant to a provider's performance, is from Georgia SHINES and is not considered final or complete until the end of the fiscal year.

Total Reports:	0
Number Screened In:	0
Number Screened Out:	0
Number Substantiated:	0
Number Unsubstantiated:	1
Number Active CPS Investigations:	-1



## Performance-Based Placement Measures

### RBWO Provider GA+SCORECARD - CPA

Report Quarter: Q2 FY2018

**Provider/Program Name: Georgia Baptist Children's Home & Family Ministries - Palmetto Campus (CPA) (5211) - CPA**

9250 Hutcheson Ferry Road, Palmetto, GA 30268

Phone: 770-463-3800

Vendor ID# 131262

Quarterly Scores (Grades)		Current Quarter Score (Grade)
Q1: 95.55 (A)	Q2: 92.66 (A-)	92.66% (A-)
Q3: N/A	Q4: N/A	

# New Foster Homes During Quarter: 0

# Children in Care During Quarter: 6

# Placements During Quarter: 6

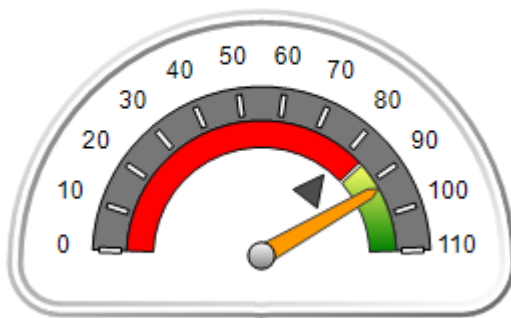
# Children in Care On Last Day: 5

### Quarterly Provider Comparisons to All CPAs

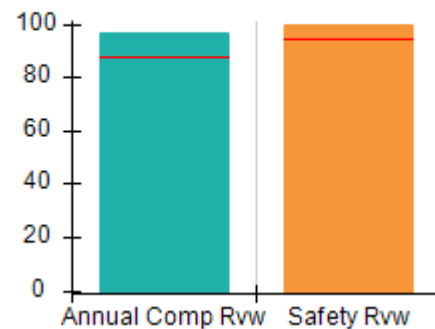


— indicates average for all CPAs

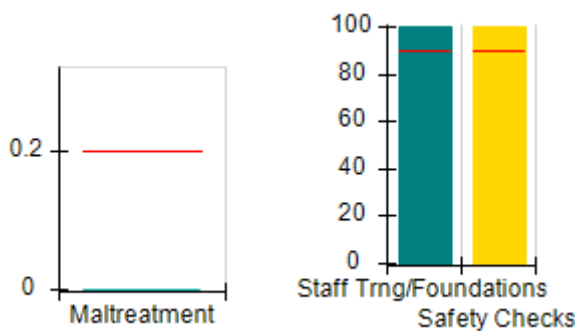
Overall Score (%)



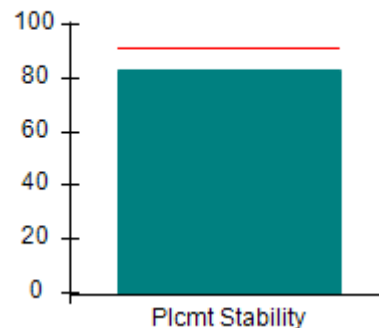
OPM Monitoring Reviews (%)



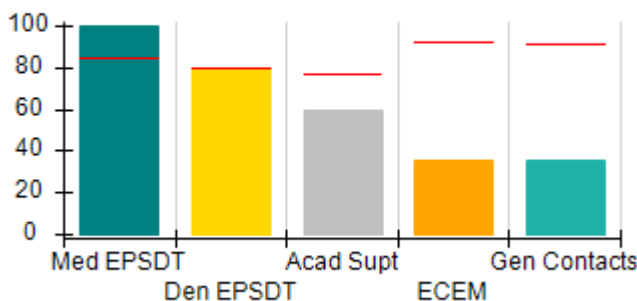
Safety Outcomes (%)



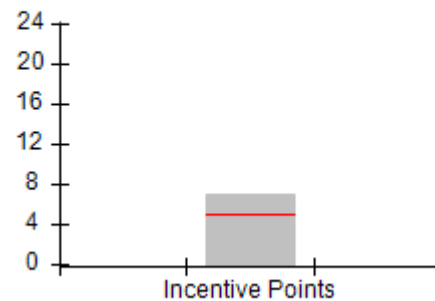
Permanency Outcomes (%)



Well-Being Outcomes (%)



Incentives Earned (Points)





# Performance-Based Placement Measures RBWO Provider GA+SCORECARD - CPA

Report Quarter: Q2 FY2018

**Provider/Program Name: Georgia Baptist Children's Home & Family Ministries - Palmetto Campus (CPA) (5211) - CPA**

9250 Hutcheson Ferry Road, Palmetto, GA 30268  Phone: 770-463-3800  Vendor ID# 131262	Quarterly Scores (Grades)		Current Quarter Score (Grade)
	Q1: 95.55 (A)	Q2: 92.66 (A-)	92.66% (A-)
	Q3: N/A	Q4: N/A	

# New Foster Homes During Quarter: 0	# Children in Care During Quarter: 6	# Placements During Quarter: 6	# Children in Care On Last Day: 5
--------------------------------------	--------------------------------------	--------------------------------	-----------------------------------

	Avg Performance All CPAs (%)	Provider Performance (%)*	Possible Points (Weight)	Provider Points Earned
--	------------------------------	---------------------------	--------------------------	------------------------

**OPM Monitoring Reviews**

Annual Comprehensive Reviews	88%	97%	25	24.17
Safety Reviews	94%	100%	15	15.00
<b>Monitoring Sub-Total</b>			<b>40</b>	<b>39.17</b>

**CPA Safety Outcomes**

Incidence of Maltreatment	0.20%	No Substantiated Reports	10	10.00
Staff Training	90%	100%	5	5.00
Staff Safety Checks	90%	100%	5	5.00
<b>Safety Sub-Total</b>			<b>20</b>	<b>20.00</b>

**CPA Permanency Outcomes**

Placement Stability	91%	83%	15	12.45
<b>Permanency Sub-Total</b>			<b>15</b>	<b>12.45</b>

**CPA Well-Being Outcomes**

EPSDT Medical Visits	85%	100%	4	4.00
EPSDT Dental Visits	79%	80%	4	3.20
Academic Supports	77%	60%	3	1.80
Provider ECEM Visits	92%	36%	7	2.52
Provider General Contacts	91%	36%	7	2.52
Placements with Siblings	64%	60%	Not Scored	Not Scored
Placements within Legal County	18%	0%	Not Scored	Not Scored
<b>Well-Being Sub-Total</b>			<b>25</b>	<b>14.04</b>

\*Performance calculation descriptions can be found in the FY 2018 RBWO PBP Measurements and Standards Guide.

<b>Monitoring &amp; Outcomes: Possible Points = 100</b>		<b>Points Earned: 85.66</b>	
<b>Score Before Incentives Credit</b>			<b>85.66%</b>
<b>Incentives Awarded</b>			<b>7.00 pts</b>
<b>PBP Verification</b>			<b>N/A pts</b>
<b>Total Score</b>			<b>92.66%</b>



**DHS, DFCS, Office of Provider Management**  
**Performance-Based Placement Measures**  
**RBWO Provider GA+SCORECARD - CPA**



**Report Quarter: Q2 FY2018**

**Provider/Program Name: Georgia Baptist Children's Home & Family Ministries - Palmetto Campus (CPA) (5211) - CPA**

# New Foster Homes During Quarter: 0		# Children in Care During Quarter: 6	# Placements During Quarter: 6	# Children in Care On Last Day: 5
CPA Incentive Credits	Avg Performance All CPAs (%)	Provider Performance (%)*	Possible Points (Weight)	Provider Points Earned
Early EPSDT Medical Visits		100%	2	2.00
Early EPSDT Dental Visits		50%	2	1.00
Permanency Contacts		0%	5	0.00
Additional Academic Supports		0%	2	0.00
Foster Hm Retention Rate (threshold = 90)		100%	2	2.00
Foster Hm Recruitment (threshold = 100)		0%	2	0.00
Active Agency Accreditation		50%	4	2.00
Staff Clinical Licensure		0%	5	0.00
<b>Incentives Total</b>	<b>4.93</b>		<b>24</b>	<b>7.00</b>
Maximum total combined incentive credit allowed is 10 points.			<b>Incentives Awarded</b>	<b>7.00</b>

\*Performance calculation descriptions can be found in the FY 2018 RBWO PBP Measurements and Standards Guide.

**Child Protective Services Investigations and Dispositions**

The following investigations data, which is not used for scoring but is considered significant to a provider's performance, is from Georgia SHINES and is not considered final or complete until the end of the fiscal year.

Total Reports:	0
Number Screened In:	0
Number Screened Out:	0
Number Substantiated:	0
Number Unsubstantiated:	0
Number Active CPS Investigations:	0



DHS, DFCS, Office of Provider Management  
**Performance-Based Placement Measures**  
**RBWO Provider GA+SCORECARD - CPA**



Report Quarter: Q2 FY2018

**Provider/Program Name: Georgia Hope, Inc. - Georgia Hope (5182) - CPA**

1257 Commercial Drive, Conyers, GA 30094

Phone: 770-344-8704

Vendor ID# 121496

**Quarterly Scores (Grades)**

Q1: 106.98 (A+)

Q2: 105.87 (A+)

Q3: N/A

Q4: N/A

**Current Quarter Score (Grade)**

**105.87%**

**(A+)**

# New Foster Homes During Quarter: 2

# Children in Care During Quarter: 53

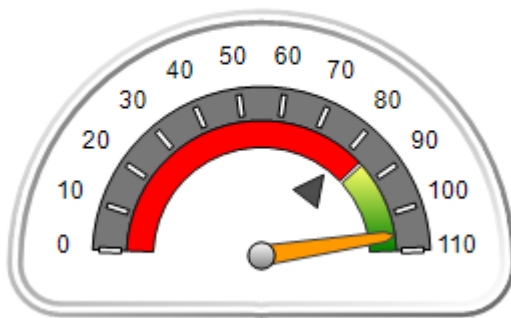
# Placements During Quarter: 53

# Children in Care On Last Day: 42

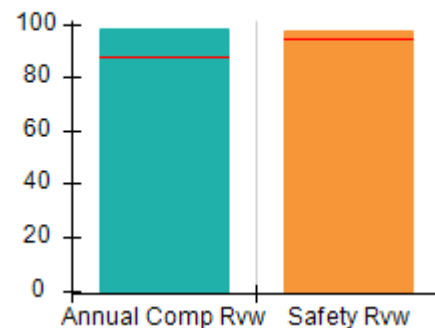
**Quarterly Provider Comparisons to All CPAs**

— indicates average for all CPAs

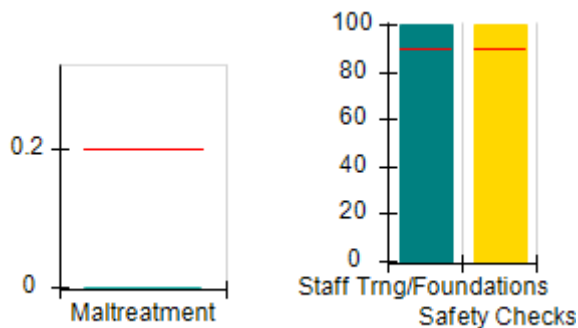
**Overall Score (%)**



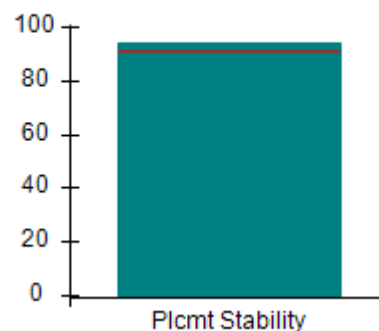
**OPM Monitoring Reviews (%)**



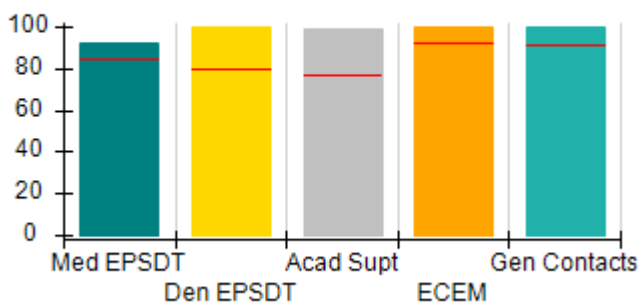
**Safety Outcomes (%)**



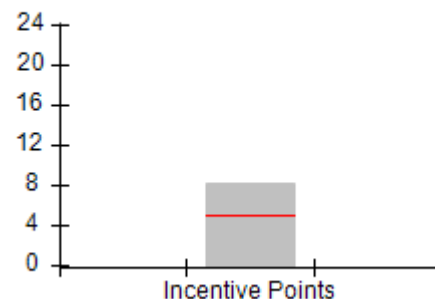
**Permanency Outcomes (%)**



**Well-Being Outcomes (%)**



**Incentives Earned (Points)**





DHS, DFCS, Office of Provider Management  
**Performance-Based Placement Measures**  
**RBWO Provider GA+SCORECARD - CPA**



Report Quarter: Q2 FY2018

**Provider/Program Name: Georgia Hope, Inc. - Georgia Hope (5182) - CPA**

<b>1257 Commercial Drive, Conyers, GA 30094</b>  <b>Phone: 770-344-8704</b>  <b>Vendor ID# 121496</b>		Quarterly Scores (Grades)		Current Quarter Score (Grade)
		Q1: 106.98 (A+)	Q2: 105.87 (A+)	<b>105.87%</b> <b>(A+)</b>
		Q3: N/A	Q4: N/A	
# New Foster Homes During Quarter: 2		# Children in Care During Quarter: 53	# Placements During Quarter: 53	# Children in Care On Last Day: 42
	Avg Performance All CPAs (%)	Provider Performance (%)*	Possible Points (Weight)	Provider Points Earned
<b>OPM Monitoring Reviews</b>				
Annual Comprehensive Reviews	88%	98%	25	24.45
Safety Reviews	94%	97%	15	14.56
<b>Monitoring Sub-Total</b>			<b>40</b>	<b>39.01</b>
<b>CPA Safety Outcomes</b>				
Incidence of Maltreatment	0.20%	No Substantiated Reports	10	10.00
Staff Training	90%	100%	5	5.00
Staff Safety Checks	90%	100%	5	5.00
<b>Safety Sub-Total</b>			<b>20</b>	<b>20.00</b>
<b>CPA Permanency Outcomes</b>				
Placement Stability	91%	94%	15	14.10
<b>Permanency Sub-Total</b>			<b>15</b>	<b>14.10</b>
<b>CPA Well-Being Outcomes</b>				
EPSDT Medical Visits	85%	92%	4	3.68
EPSDT Dental Visits	79%	100%	4	4.00
Academic Supports	77%	99%	3	2.97
Provider ECEM Visits	92%	100%	7	7.00
Provider General Contacts	91%	100%	7	7.00
Placements with Siblings	64%	76%	Not Scored	Not Scored
Placements within Legal County	18%	10%	Not Scored	Not Scored
<b>Well-Being Sub-Total</b>			<b>25</b>	<b>24.65</b>

\*Performance calculation descriptions can be found in the FY 2018 RBWO PBP Measurements and Standards Guide.

<b>Monitoring &amp; Outcomes: Possible Points = 100</b>	<b>Points Earned: 97.76</b>
<b>Score Before Incentives Credit</b>	<b>97.76%</b>
<b>Incentives Awarded</b>	<b>8.11 pts</b>
<b>PBP Verification</b>	<b>N/A pts</b>
<b>Total Score</b>	<b>105.87%</b>





DHS, DFCS, Office of Provider Management  
**Performance-Based Placement Measures**  
**RBWO Provider GA+SCORECARD - CPA**  
Report Quarter: Q2 FY2018



**Provider/Program Name: Georgia Hope, Inc. - Georgia Hope (5182) - CPA**

# New Foster Homes During Quarter: 2		# Children in Care During Quarter: 53	# Placements During Quarter: 53	# Children in Care On Last Day: 42
CPA Incentive Credits	Avg Performance All CPAs (%)	Provider Performance (%)*	Possible Points (Weight)	Provider Points Earned
Early EPSDT Medical Visits		83%	2	1.66
Early EPSDT Dental Visits		100%	2	2.00
Permanency Contacts		81%	5	4.05
Additional Academic Supports		20%	2	0.40
Foster Hm Retention Rate (threshold = 90)		75%	2	0.00
Foster Hm Recruitment (threshold = 100)		50%	2	0.00
Active Agency Accreditation		0%	4	0.00
Staff Clinical Licensure		0%	5	0.00
<b>Incentives Total</b>	<b>4.93</b>		<b>24</b>	<b>8.11</b>
Maximum total combined incentive credit allowed is 10 points.			<b>Incentives Awarded</b>	<b>8.11</b>

\*Performance calculation descriptions can be found in the FY 2018 RBWO PBP Measurements and Standards Guide.

**Child Protective Services Investigations and Dispositions**

The following investigations data, which is not used for scoring but is considered significant to a provider's performance, is from Georgia SHINES and is not considered final or complete until the end of the fiscal year.

Total Reports:	3
Number Screened In:	2
Number Screened Out:	1
Number Substantiated:	0
Number Unsubstantiated:	2
Number Active CPS Investigations:	0



DHS, DFCS, Office of Provider Management  
**Performance-Based Placement Measures**  
**RBWO Provider GA+SCORECARD - CPA**



Report Quarter: Q2 FY2018

**Provider/Program Name: Georgia Parent Support Network - (670) - CPA**

1395 Metropolitan Pkwy., Atlanta, GA 30310

Phone: 404-758-4500

Vendor ID# 35378

Quarterly Scores (Grades)

Q1: 101.94 (A+)

Q2: 89.70 (B+)

Q3: N/A

Q4: N/A

Current Quarter Score (Grade)

**89.70%**

**(B+)**

# New Foster Homes During Quarter: 3

# Children in Care During Quarter: 69

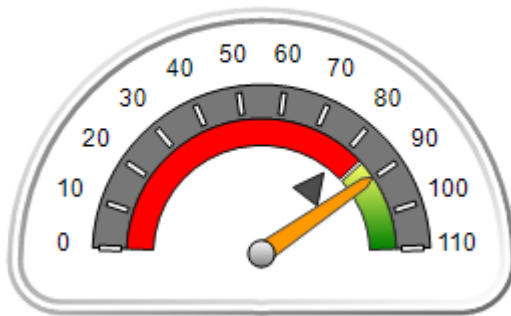
# Placements During Quarter: 76

# Children in Care On Last Day: 50

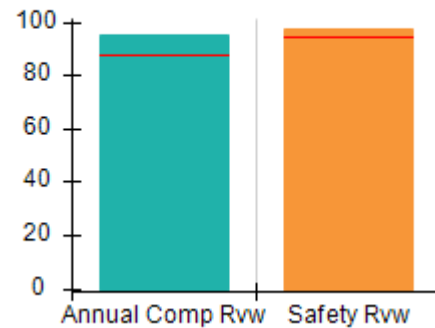
**Quarterly Provider Comparisons to All CPAs**

— indicates average for all CPAs

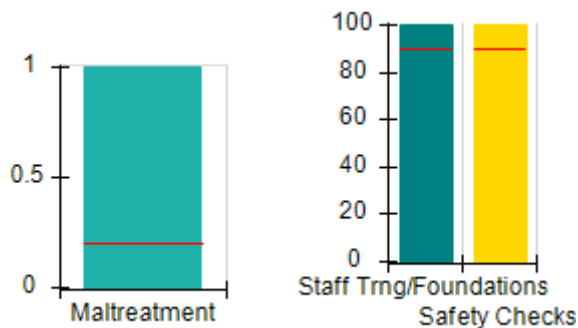
Overall Score (%)



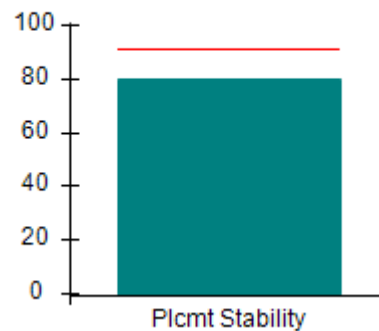
OPM Monitoring Reviews (%)



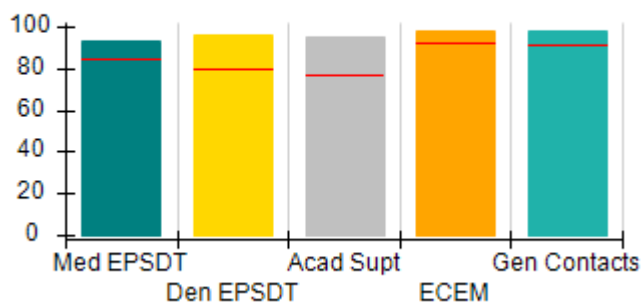
Safety Outcomes (%)



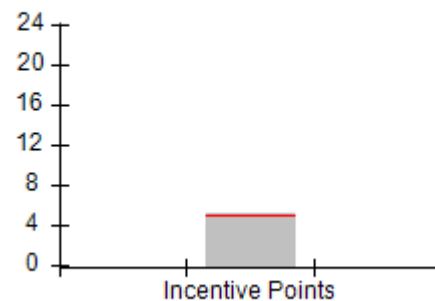
Permanency Outcomes (%)



Well-Being Outcomes (%)



Incentives Earned (Points)





DHS, DFCS, Office of Provider Management  
**Performance-Based Placement Measures**  
**RBWO Provider GA+SCORECARD - CPA**



Report Quarter: Q2 FY2018

**Provider/Program Name: Georgia Parent Support Network - (670) - CPA**

<b>1395 Metropolitan Pkwy., Atlanta, GA 30310</b>  <b>Phone: 404-758-4500</b>  <b>Vendor ID# 35378</b>		Quarterly Scores (Grades)		Current Quarter Score (Grade)
		Q1: 101.94 (A+)	Q2: 89.70 (B+)	<b>89.70%</b> <b>(B+)</b>
		Q3: N/A	Q4: N/A	
# New Foster Homes During Quarter: 3		# Children in Care During Quarter: 69	# Placements During Quarter: 76	# Children in Care On Last Day: 50
	Avg Performance All CPAs (%)	Provider Performance (%)*	Possible Points (Weight)	Provider Points Earned
<b>OPM Monitoring Reviews</b>				
Annual Comprehensive Reviews	88%	95%	25	23.86
Safety Reviews	94%	97%	15	14.55
<b>Monitoring Sub-Total</b>			<b>40</b>	<b>38.41</b>
<b>CPA Safety Outcomes</b>				
Incidence of Maltreatment	0.20%	1 Substantiated Report	10	0.00
Staff Training	90%	100%	5	5.00
Staff Safety Checks	90%	100%	5	5.00
<b>Safety Sub-Total</b>			<b>20</b>	<b>10.00</b>
<b>CPA Permanency Outcomes</b>				
Placement Stability	91%	80%	15	12.00
<b>Permanency Sub-Total</b>			<b>15</b>	<b>12.00</b>
<b>CPA Well-Being Outcomes</b>				
EPSDT Medical Visits	85%	93%	4	3.72
EPSDT Dental Visits	79%	96%	4	3.84
Academic Supports	77%	95%	3	2.85
Provider ECEM Visits	92%	98%	7	6.86
Provider General Contacts	91%	98%	7	6.86
Placements with Siblings	64%	35%	Not Scored	Not Scored
Placements within Legal County	18%	4%	Not Scored	Not Scored
<b>Well-Being Sub-Total</b>			<b>25</b>	<b>24.13</b>

\*Performance calculation descriptions can be found in the FY 2018 RBWO PBP Measurements and Standards Guide.

<b>Monitoring &amp; Outcomes: Possible Points = 100</b>	<b>Points Earned: 84.54</b>
<b>Score Before Incentives Credit</b>	<b>84.54%</b>
<b>Incentives Awarded</b>	<b>5.16 pts</b>
<b>PBP Verification</b>	<b>N/A pts</b>
<b>Total Score</b>	<b>89.70%</b>



**DHS, DFCS, Office of Provider Management**  
**Performance-Based Placement Measures**  
**RBWO Provider GA+SCORECARD - CPA**  
**Report Quarter: Q2 FY2018**



**Provider/Program Name: Georgia Parent Support Network - (670) - CPA**

# New Foster Homes During Quarter: 3		# Children in Care During Quarter: 69	# Placements During Quarter: 76	# Children in Care On Last Day: 50
CPA Incentive Credits	Avg Performance All CPAs (%)	Provider Performance (%)*	Possible Points (Weight)	Provider Points Earned
Early EPSDT Medical Visits		78%	2	1.56
Early EPSDT Dental Visits		88%	2	1.76
Permanency Contacts		0%	5	0.00
Additional Academic Supports		92%	2	1.84
Foster Hm Retention Rate (threshold = 90)		87%	2	0.00
Foster Hm Recruitment (threshold = 100)		33%	2	0.00
Active Agency Accreditation		0%	4	0.00
Staff Clinical Licensure		0%	5	0.00
<b>Incentives Total</b>	<b>4.93</b>		<b>24</b>	<b>5.16</b>
Maximum total combined incentive credit allowed is 10 points.			<b>Incentives Awarded</b>	<b>5.16</b>

\*Performance calculation descriptions can be found in the FY 2018 RBWO PBP Measurements and Standards Guide.

**Child Protective Services Investigations and Dispositions**

The following investigations data, which is not used for scoring but is considered significant to a provider's performance, is from Georgia SHINES and is not considered final or complete until the end of the fiscal year.

Total Reports:	1
Number Screened In:	1
Number Screened Out:	0
Number Substantiated:	1
Number Unsubstantiated:	0
Number Active CPS Investigations:	0



DHS, DFCS, Office of Provider Management  
**Performance-Based Placement Measures**  
**RBWO Provider GA+SCORECARD - CPA**



Report Quarter: Q2 FY2018

**Provider/Program Name: Giving Children A Chance of Georgia - (981) - CPA**

201 Vaughn Drive, Alpharetta, GA 30009

Phone: 770-255-1018

Vendor ID# 40276

**Quarterly Scores (Grades)**

Q1: 104.47 (A+)

Q2: 100.31 (A+)

Q3: N/A

Q4: N/A

**Current Quarter Score (Grade)**

**100.31%**  
**(A+)**

# New Foster Homes During Quarter: 5

# Children in Care During Quarter: 81

# Placements During Quarter: 84

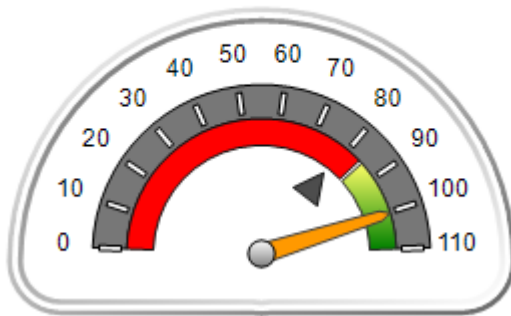
# Children in Care On Last Day: 71

**Quarterly Provider Comparisons to All CPAs**

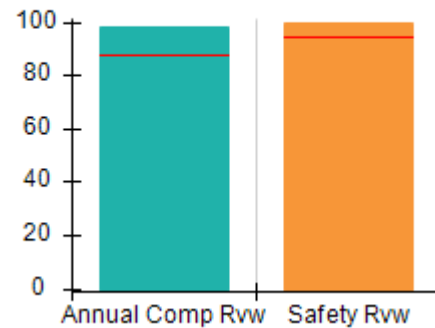


— indicates average for all CPAs

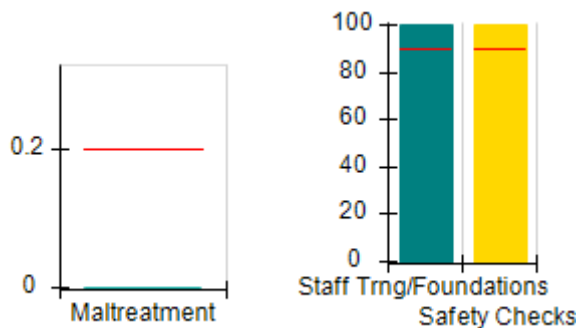
**Overall Score (%)**



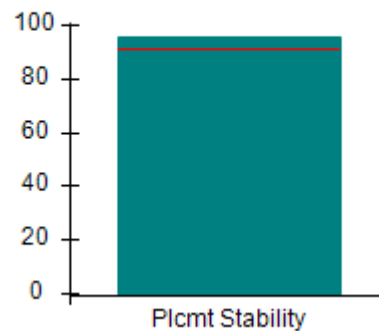
**OPM Monitoring Reviews (%)**



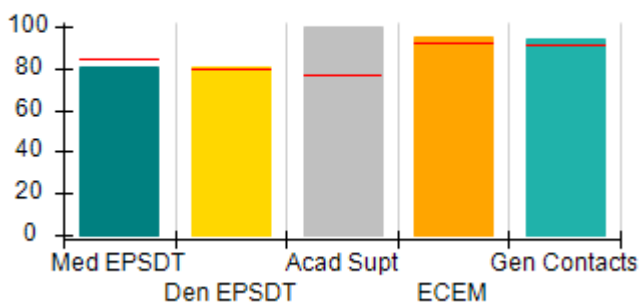
**Safety Outcomes (%)**



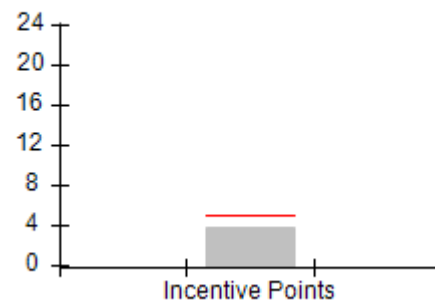
**Permanency Outcomes (%)**



**Well-Being Outcomes (%)**



**Incentives Earned (Points)**





DHS, DFCS, Office of Provider Management  
**Performance-Based Placement Measures**  
**RBWO Provider GA+SCORECARD - CPA**



Report Quarter: Q2 FY2018

**Provider/Program Name: Giving Children A Chance of Georgia - (981) - CPA**

<b>201 Vaughn Drive, Alpharetta, GA 30009</b>  <b>Phone: 770-255-1018</b>  <b>Vendor ID# 40276</b>		<b>Quarterly Scores (Grades)</b>		<b>Current Quarter Score (Grade)</b>
		<b>Q1: 104.47 (A+)</b>	<b>Q2: 100.31 (A+)</b>	<b>100.31% (A+)</b>
		<b>Q3: N/A</b>	<b>Q4: N/A</b>	
# New Foster Homes During Quarter: 5		# Children in Care During Quarter: 81	# Placements During Quarter: 84	# Children in Care On Last Day: 71
	<b>Avg Performance All CPAs (%)</b>	<b>Provider Performance (%)*</b>	<b>Possible Points (Weight)</b>	<b>Provider Points Earned</b>
<b>OPM Monitoring Reviews</b>				
Annual Comprehensive Reviews	88%	98%	25	24.57
Safety Reviews	94%	100%	15	14.97
<b>Monitoring Sub-Total</b>			<b>40</b>	<b>39.54</b>
<b>CPA Safety Outcomes</b>				
Incidence of Maltreatment	0.20%	No Substantiated Reports	10	10.00
Staff Training	90%	100%	5	5.00
Staff Safety Checks	90%	100%	5	5.00
<b>Safety Sub-Total</b>			<b>20</b>	<b>20.00</b>
<b>CPA Permanency Outcomes</b>				
Placement Stability	91%	96%	15	14.40
<b>Permanency Sub-Total</b>			<b>15</b>	<b>14.40</b>
<b>CPA Well-Being Outcomes</b>				
EPSDT Medical Visits	85%	81%	4	3.24
EPSDT Dental Visits	79%	81%	4	3.24
Academic Supports	77%	100%	3	3.00
Provider ECEM Visits	92%	95%	7	6.65
Provider General Contacts	91%	94%	7	6.58
Placements with Siblings	64%	61%	Not Scored	Not Scored
Placements within Legal County	18%	16%	Not Scored	Not Scored
<b>Well-Being Sub-Total</b>			<b>25</b>	<b>22.71</b>

\*Performance calculation descriptions can be found in the FY 2018 RBWO PBP Measurements and Standards Guide.

<b>Monitoring &amp; Outcomes: Possible Points = 100</b>	<b>Points Earned: 96.65</b>
<b>Score Before Incentives Credit</b>	<b>96.65%</b>
<b>Incentives Awarded</b>	<b>3.66 pts</b>
<b>PBP Verification</b>	<b>N/A pts</b>
<b>Total Score</b>	<b>100.31%</b>



DHS, DFCS, Office of Provider Management  
**Performance-Based Placement Measures**  
**RBWO Provider GA+SCORECARD - CPA**  
Report Quarter: Q2 FY2018



**Provider/Program Name: Giving Children A Chance of Georgia - (981) - CPA**

# New Foster Homes During Quarter: 5		# Children in Care During Quarter: 81	# Placements During Quarter: 84	# Children in Care On Last Day: 71
CPA Incentive Credits	Avg Performance All CPAs (%)	Provider Performance (%)*	Possible Points (Weight)	Provider Points Earned
Early EPSDT Medical Visits		Not Eligible	2	
Early EPSDT Dental Visits		55%	2	1.10
Permanency Contacts		None Planned	5	
Additional Academic Supports		28%	2	0.56
Foster Hm Retention Rate (threshold = 90)		89%	2	0.00
Foster Hm Recruitment (threshold = 100)		125%	2	2.00
Active Agency Accreditation		0%	4	0.00
Staff Clinical Licensure		0%	5	0.00
<b>Incentives Total</b>	<b>4.93</b>		<b>24</b>	<b>3.66</b>
Maximum total combined incentive credit allowed is 10 points.			<b>Incentives Awarded</b>	<b>3.66</b>

\*Performance calculation descriptions can be found in the FY 2018 RBWO PBP Measurements and Standards Guide.

**Child Protective Services Investigations and Dispositions**

The following investigations data, which is not used for scoring but is considered significant to a provider's performance, is from Georgia SHINES and is not considered final or complete until the end of the fiscal year.

Total Reports:	0
Number Screened In:	0
Number Screened Out:	0
Number Substantiated:	0
Number Unsubstantiated:	0
Number Active CPS Investigations:	0



DHS, DFCS, Office of Provider Management  
**Performance-Based Placement Measures**  
**RBWO Provider GA+SCORECARD - CPA**  
Report Quarter: Q2 FY2018



**Provider/Program Name: Goshen Valley Foundation - Goshen Homes (5200) - CPA**

505 Brown Industrial, Waleska, GA 30183

Phone: 404-643-3343

Vendor ID# 131805

**Quarterly Scores (Grades)**

Q1: 97.17 (A+)

Q2: 100.32 (A+)

Q3: N/A

Q4: N/A

**Current Quarter Score (Grade)**

**100.32%**

**(A+)**

# New Foster Homes During Quarter: 2

# Children in Care During Quarter: 28

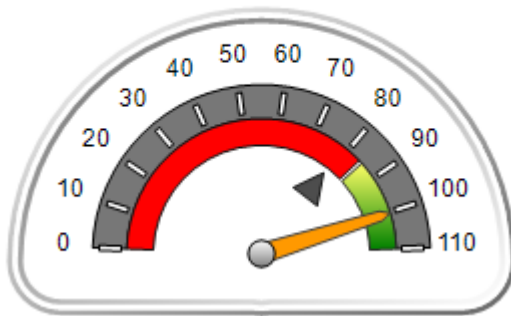
# Placements During Quarter: 28

# Children in Care On Last Day: 22

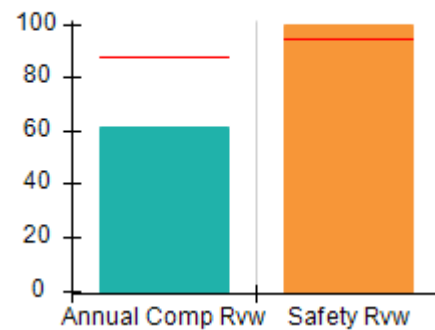
**Quarterly Provider Comparisons to All CPAs**

— indicates average for all CPAs

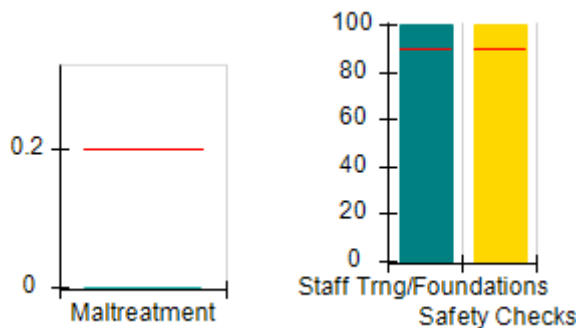
**Overall Score (%)**



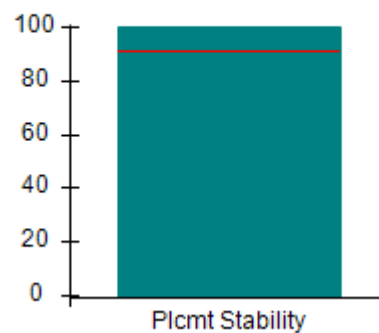
**OPM Monitoring Reviews (%)**



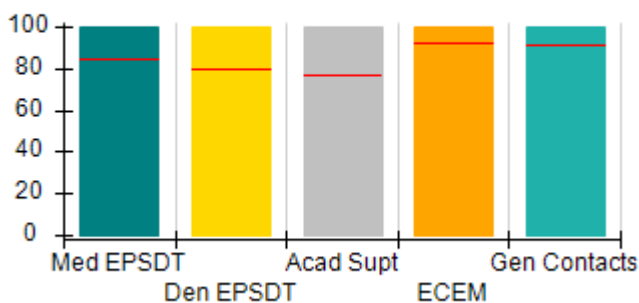
**Safety Outcomes (%)**



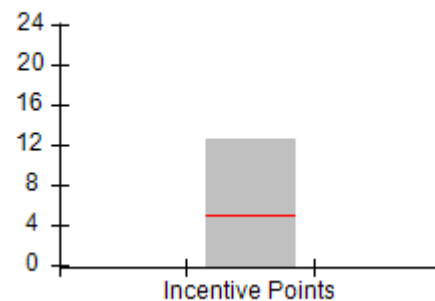
**Permanency Outcomes (%)**



**Well-Being Outcomes (%)**



**Incentives Earned (Points)**







**DHS, DFCS, Office of Provider Management**  
**Performance-Based Placement Measures**  
**RBWO Provider GA+SCORECARD - CPA**



**Report Quarter: Q2 FY2018**

**Provider/Program Name: Goshen Valley Foundation - Goshen Homes (5200) - CPA**

<b>505 Brown Industrial, Waleska, GA 30183</b>  <b>Phone: 404-643-3343</b>  <b>Vendor ID# 131805</b>		<b>Quarterly Scores (Grades)</b>		<b>Current Quarter Score (Grade)</b>
		<b>Q1: 97.17 (A+)</b>	<b>Q2: 100.32 (A+)</b>	<b>100.32% (A+)</b>
		<b>Q3: N/A</b>	<b>Q4: N/A</b>	
# New Foster Homes During Quarter: 2		# Children in Care During Quarter: 28	# Placements During Quarter: 28	# Children in Care On Last Day: 22
	<b>Avg Performance All CPAs (%)</b>	<b>Provider Performance (%)*</b>	<b>Possible Points (Weight)</b>	<b>Provider Points Earned</b>
<b>OPM Monitoring Reviews</b>				
Annual Comprehensive Reviews	88%	61%	25	15.32
Safety Reviews	94%	100%	15	15.00
<b>Monitoring Sub-Total</b>			<b>40</b>	<b>30.32</b>
<b>CPA Safety Outcomes</b>				
Incidence of Maltreatment	0.20%	No Substantiated Reports	10	10.00
Staff Training	90%	100%	5	5.00
Staff Safety Checks	90%	100%	5	5.00
<b>Safety Sub-Total</b>			<b>20</b>	<b>20.00</b>
<b>CPA Permanency Outcomes</b>				
Placement Stability	91%	100%	15	15.00
<b>Permanency Sub-Total</b>			<b>15</b>	<b>15.00</b>
<b>CPA Well-Being Outcomes</b>				
EPSDT Medical Visits	85%	100%	4	4.00
EPSDT Dental Visits	79%	100%	4	4.00
Academic Supports	77%	100%	3	3.00
Provider ECEM Visits	92%	100%	7	7.00
Provider General Contacts	91%	100%	7	7.00
Placements with Siblings	64%	67%	Not Scored	Not Scored
Placements within Legal County	18%	54%	Not Scored	Not Scored
<b>Well-Being Sub-Total</b>			<b>25</b>	<b>25.00</b>

\*Performance calculation descriptions can be found in the FY 2018 RBWO PBP Measurements and Standards Guide.

<b>Monitoring &amp; Outcomes: Possible Points = 100</b>	<b>Points Earned: 90.32</b>
<b>Score Before Incentives Credit</b>	<b>90.32%</b>
<b>Incentives Awarded</b>	<b>10.00 pts</b>
<b>PBP Verification</b>	<b>N/A pts</b>
<b>Total Score</b>	<b>100.32%</b>



**DHS, DFCS, Office of Provider Management**  
**Performance-Based Placement Measures**  
**RBWO Provider GA+SCORECARD - CPA**  
**Report Quarter: Q2 FY2018**



**Provider/Program Name: Goshen Valley Foundation - Goshen Homes (5200) - CPA**

# New Foster Homes During Quarter: 2		# Children in Care During Quarter: 28	# Placements During Quarter: 28	# Children in Care On Last Day: 22
CPA Incentive Credits	Avg Performance All CPAs (%)	Provider Performance (%)*	Possible Points (Weight)	Provider Points Earned
Early EPSDT Medical Visits		100%	2	2.00
Early EPSDT Dental Visits		100%	2	2.00
Permanency Contacts		None Planned	5	
Additional Academic Supports		80%	2	1.60
Foster Hm Retention Rate (threshold = 90)		100%	2	2.00
Foster Hm Recruitment (threshold = 100)		150%	2	2.00
Active Agency Accreditation		50%	4	2.00
Staff Clinical Licensure		20%	5	1.00
<b>Incentives Total</b>	<b>4.93</b>		<b>24</b>	<b>12.60</b>
Maximum total combined incentive credit allowed is 10 points.			<b>Incentives Awarded</b>	<b>10.00</b>

\*Performance calculation descriptions can be found in the FY 2018 RBWO PBP Measurements and Standards Guide.

**Child Protective Services Investigations and Dispositions**

The following investigations data, which is not used for scoring but is considered significant to a provider's performance, is from Georgia SHINES and is not considered final or complete until the end of the fiscal year.

Total Reports:	4
Number Screened In:	4
Number Screened Out:	0
Number Substantiated:	0
Number Unsubstantiated:	4
Number Active CPS Investigations:	0



**DHS, DFCS, Office of Provider Management**  
**Performance-Based Placement Measures**  
**RBWO Provider GA+SCORECARD - CPA**  
**Report Quarter: Q2 FY2018**

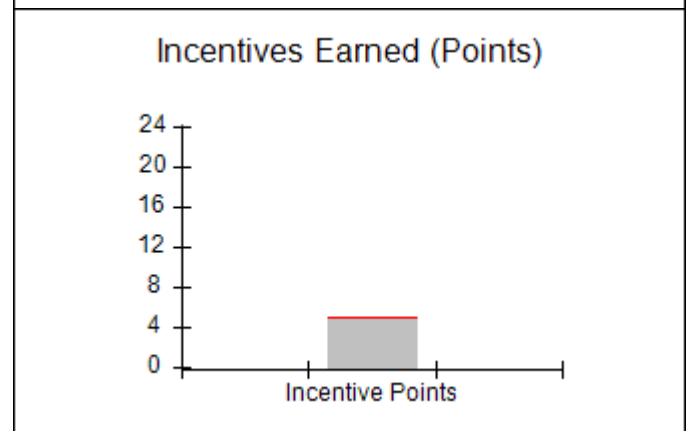
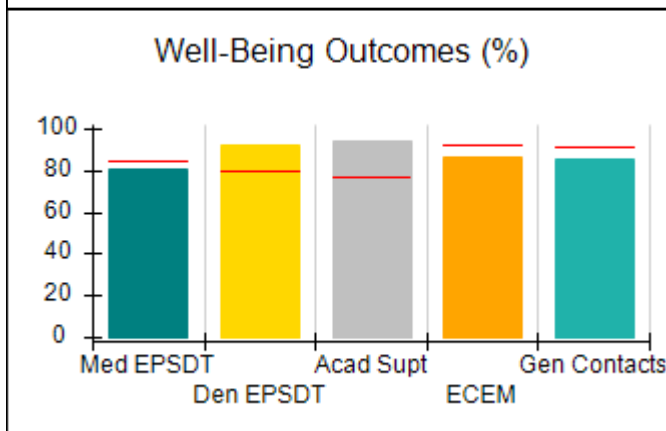
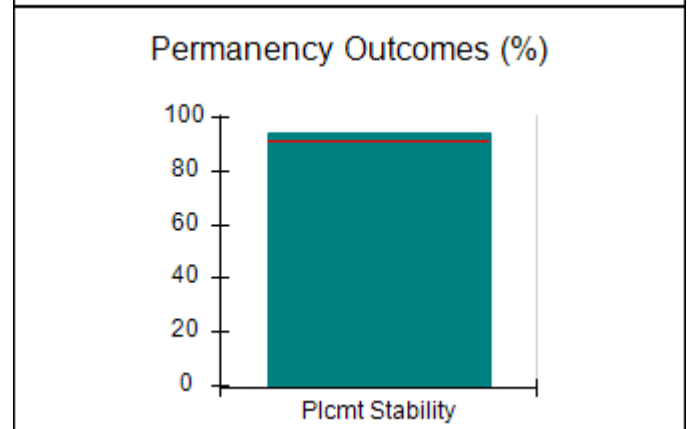
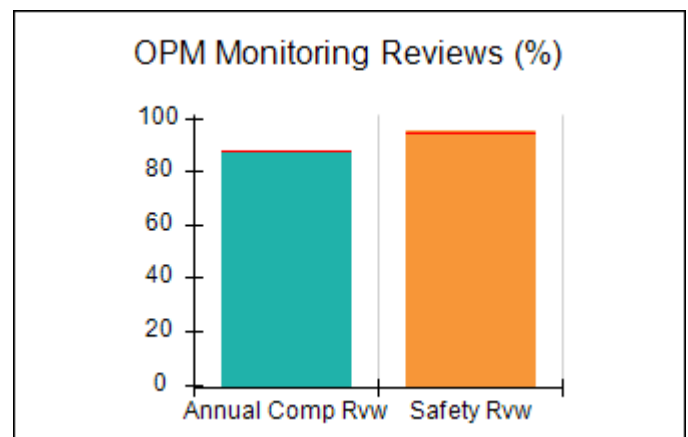
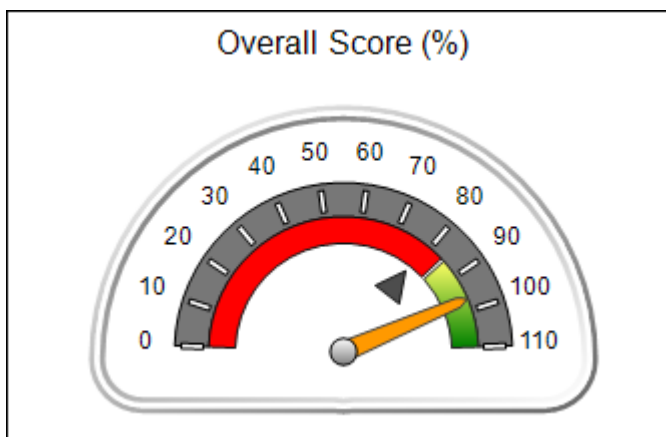


**Provider/Program Name: Hillside - Connections Program (700) - CPA**

<b>690 Courtenay Dr., NE, Atlanta, GA 30306</b>  <b>Phone: 404-875-4551</b>  <b>Vendor ID# 35415</b>	Quarterly Scores (Grades)		Current Quarter Score (Grade)
	Q1: 89.92 (B+)	Q2: 96.83 (A)	<b>96.83%</b> <b>(A)</b>
	Q3: N/A	Q4: N/A	
# New Foster Homes During Quarter: 1	# Children in Care During Quarter: 32	# Placements During Quarter: 32	# Children in Care On Last Day: 30

**Quarterly Provider Comparisons to All CPAs**

▼ — indicates average for all CPAs





DHS, DFCS, Office of Provider Management  
**Performance-Based Placement Measures**  
**RBWO Provider GA+SCORECARD - CPA**  
 Report Quarter: Q2 FY2018



**Provider/Program Name: Hillside - Connections Program (700) - CPA**

690 Courtenay Dr., NE, Atlanta, GA 30306 Phone: 404-875-4551 Vendor ID# 35415		Quarterly Scores (Grades)		Current Quarter Score (Grade)
		Q1: 89.92 (B+)	Q2: 96.83 (A)	96.83%
		Q3: N/A	Q4: N/A	(A)
# New Foster Homes During Quarter: 1		# Children in Care During Quarter: 32	# Placements During Quarter: 32	# Children in Care On Last Day: 30
	Avg Performance All CPAs (%)	Provider Performance (%)*	Possible Points (Weight)	Provider Points Earned
<b>OPM Monitoring Reviews</b>				
Annual Comprehensive Reviews	88%	87%	25	21.85
Safety Reviews	94%	95%	15	14.22
<b>Monitoring Sub-Total</b>			<b>40</b>	<b>36.07</b>
<b>CPA Safety Outcomes</b>				
Incidence of Maltreatment	0.20%	No Substantiated Reports	10	10.00
Staff Training	90%	100%	5	5.00
Staff Safety Checks	90%	100%	5	5.00
<b>Safety Sub-Total</b>			<b>20</b>	<b>20.00</b>
<b>CPA Permanency Outcomes</b>				
Placement Stability	91%	94%	15	14.10
<b>Permanency Sub-Total</b>			<b>15</b>	<b>14.10</b>
<b>CPA Well-Being Outcomes</b>				
EPSDT Medical Visits	85%	81%	4	3.24
EPSDT Dental Visits	79%	92%	4	3.68
Academic Supports	77%	94%	3	2.82
Provider ECEM Visits	92%	86%	7	6.02
Provider General Contacts	91%	85%	7	5.95
Placements with Siblings	64%	63%	Not Scored	Not Scored
Placements within Legal County	18%	0%	Not Scored	Not Scored
<b>Well-Being Sub-Total</b>			<b>25</b>	<b>21.71</b>

\*Performance calculation descriptions can be found in the FY 2018 RBWO PBP Measurements and Standards Guide.

<b>Monitoring &amp; Outcomes: Possible Points = 100</b>		<b>Points Earned: 91.88</b>	
<b>Score Before Incentives Credit</b>			<b>91.88%</b>
<b>Incentives Awarded</b>			<b>4.95 pts</b>
<b>PBP Verification</b>			<b>N/A pts</b>
<b>Total Score</b>			<b>96.83%</b>



**DHS, DFCS, Office of Provider Management**  
**Performance-Based Placement Measures**  
**RBWO Provider GA+SCORECARD - CPA**  
**Report Quarter: Q2 FY2018**



**Provider/Program Name: Hillside - Connections Program (700) - CPA**

# New Foster Homes During Quarter: 1		# Children in Care During Quarter: 32	# Placements During Quarter: 32	# Children in Care On Last Day: 30
CPA Incentive Credits	Avg Performance All CPAs (%)	Provider Performance (%)*	Possible Points (Weight)	Provider Points Earned
Early EPSDT Medical Visits		30%	2	0.60
Early EPSDT Dental Visits		71%	2	1.42
Permanency Contacts		7%	5	0.35
Additional Academic Supports		4%	2	0.08
Foster Hm Retention Rate (threshold = 90)		57%	2	0.00
Foster Hm Recruitment (threshold = 100)		33%	2	0.00
Active Agency Accreditation		50%	4	2.00
Staff Clinical Licensure		10%	5	0.50
<b>Incentives Total</b>	<b>4.93</b>		<b>24</b>	<b>4.95</b>
Maximum total combined incentive credit allowed is 10 points.			<b>Incentives Awarded</b>	<b>4.95</b>

\*Performance calculation descriptions can be found in the FY 2018 RBWO PBP Measurements and Standards Guide.

**Child Protective Services Investigations and Dispositions**

The following investigations data, which is not used for scoring but is considered significant to a provider's performance, is from Georgia SHINES and is not considered final or complete until the end of the fiscal year.

Total Reports:	0
Number Screened In:	0
Number Screened Out:	0
Number Substantiated:	0
Number Unsubstantiated:	0
Number Active CPS Investigations:	0



**DHS, DFCS, Office of Provider Management**  
**Performance-Based Placement Measures**  
**RBWO Provider GA+SCORECARD - CPA**

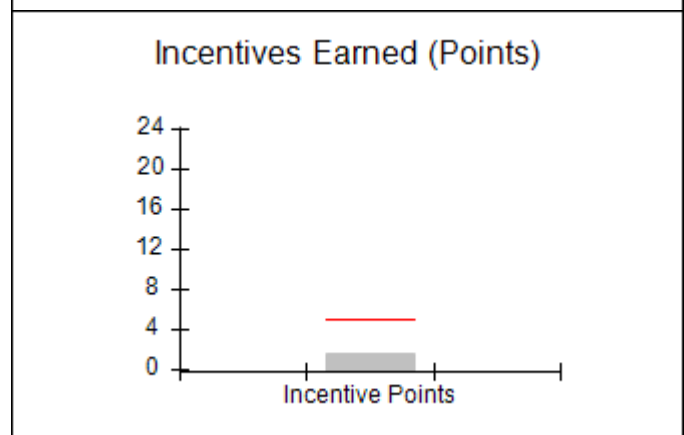
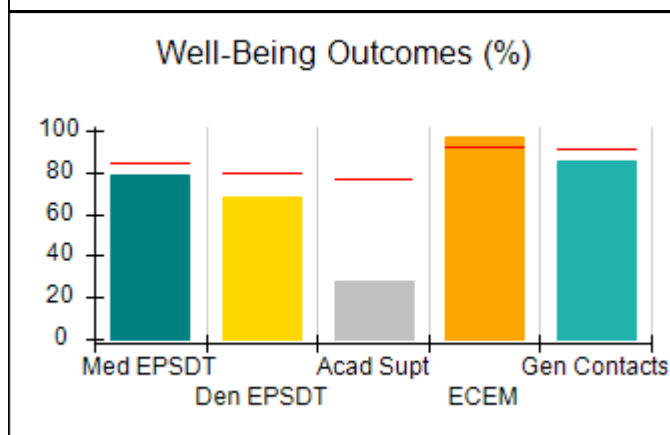
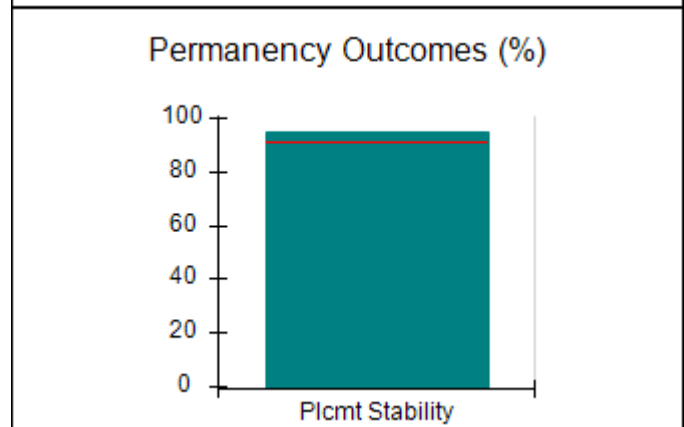
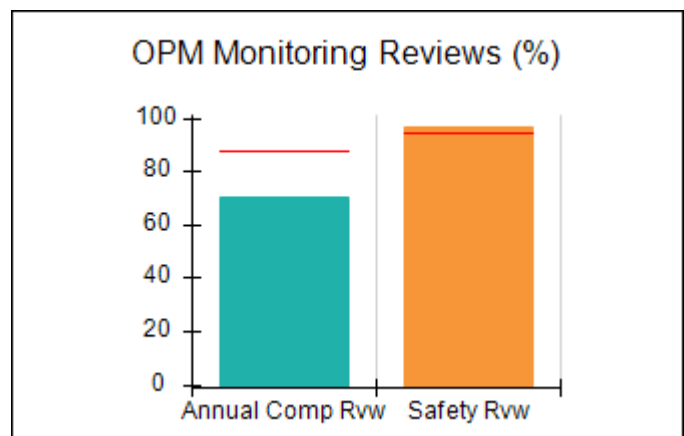
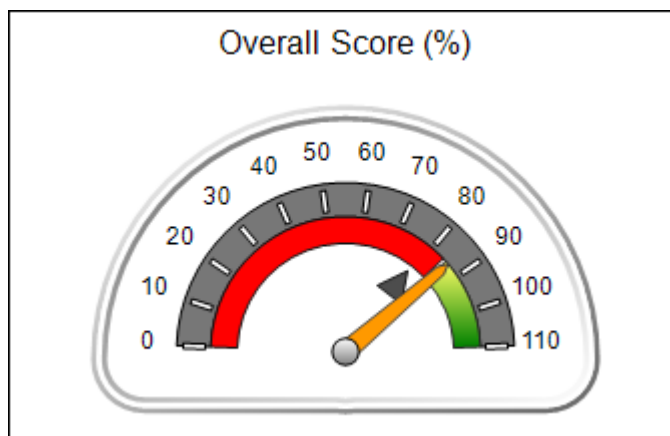


**Report Quarter: Q2 FY2018**

**Provider/Program Name: Laurel Heights Hospital -Universal Health - Laurel Heights CPA (722) - CPA**

<b>934 Briarcliff Rd., NE, Atlanta, GA 30306</b>  <b>Phone: 404-888-7860</b>  <b>Vendor ID# 35443</b>	Quarterly Scores (Grades)		Current Quarter Score (Grade)
	Q1: 86.71 (B)	Q2: 85.98 (B)	<b>85.98%</b> <b>(B)</b>
	Q3: N/A	Q4: N/A	
# New Foster Homes During Quarter: 0	# Children in Care During Quarter: 40	# Placements During Quarter: 41	# Children in Care On Last Day: 35
<b>Quarterly Provider Comparisons to All CPAs</b>			

▼ — indicates average for all CPAs





**DHS, DFCS, Office of Provider Management**  
**Performance-Based Placement Measures**  
**RBWO Provider GA+SCORECARD - CPA**



**Report Quarter: Q2 FY2018**

**Provider/Program Name: Laurel Heights Hospital -Universal Health - Laurel Heights CPA (722) - CPA**

<b>934 Briarcliff Rd., NE, Atlanta, GA 30306</b>  <b>Phone: 404-888-7860</b>  <b>Vendor ID# 35443</b>	<b>Quarterly Scores (Grades)</b>		<b>Current Quarter Score (Grade)</b>
	<b>Q1: 86.71 (B)</b>	<b>Q2: 85.98 (B)</b>	<b>85.98%</b>
	<b>Q3: N/A</b>	<b>Q4: N/A</b>	<b>(B)</b>

# New Foster Homes During Quarter: 0	# Children in Care During Quarter: 40	# Placements During Quarter: 41	# Children in Care On Last Day: 35
--------------------------------------	---------------------------------------	---------------------------------	------------------------------------

	<b>Avg Performance All CPAs (%)</b>	<b>Provider Performance (%)*</b>	<b>Possible Points (Weight)</b>	<b>Provider Points Earned</b>
--	-------------------------------------	----------------------------------	---------------------------------	-------------------------------

**OPM Monitoring Reviews**

Annual Comprehensive Reviews	88%	70%	25	17.57
Safety Reviews	94%	97%	15	14.48
<b>Monitoring Sub-Total</b>			<b>40</b>	<b>32.05</b>

**CPA Safety Outcomes**

Incidence of Maltreatment	0.20%	No Substantiated Reports	10	10.00
Staff Training	90%	88%	5	4.40
Staff Safety Checks	90%	88%	5	4.40
<b>Safety Sub-Total</b>			<b>20</b>	<b>18.80</b>

**CPA Permanency Outcomes**

Placement Stability	91%	95%	15	14.25
<b>Permanency Sub-Total</b>			<b>15</b>	<b>14.25</b>

**CPA Well-Being Outcomes**

EPSDT Medical Visits	85%	79%	4	3.16
EPSDT Dental Visits	79%	68%	4	2.72
Academic Supports	77%	28%	3	0.84
Provider ECEM Visits	92%	97%	7	6.79
Provider General Contacts	91%	85%	7	5.95
Placements with Siblings	64%	6%	Not Scored	Not Scored
Placements within Legal County	18%	0%	Not Scored	Not Scored
<b>Well-Being Sub-Total</b>			<b>25</b>	<b>19.46</b>

\*Performance calculation descriptions can be found in the FY 2018 RBWO PBP Measurements and Standards Guide.

<b>Monitoring &amp; Outcomes: Possible Points = 100</b>		<b>Points Earned: 84.56</b>	
<b>Score Before Incentives Credit</b>			<b>84.56%</b>
<b>Incentives Awarded</b>			<b>1.42 pts</b>
<b>PBP Verification</b>			<b>N/A pts</b>
<b>Total Score</b>			<b>85.98%</b>



**DHS, DFCS, Office of Provider Management**  
**Performance-Based Placement Measures**  
**RBWO Provider GA+SCORECARD - CPA**



**Report Quarter: Q2 FY2018**

**Provider/Program Name: Laurel Heights Hospital -Universal Health - Laurel Heights CPA (722) - CPA**

# New Foster Homes During Quarter: 0		# Children in Care During Quarter: 40	# Placements During Quarter: 41	# Children in Care On Last Day: 35
CPA Incentive Credits	Avg Performance All CPAs (%)	Provider Performance (%)*	Possible Points (Weight)	Provider Points Earned
Early EPSDT Medical Visits		22%	2	0.44
Early EPSDT Dental Visits		24%	2	0.48
Permanency Contacts		0%	5	0.00
Additional Academic Supports		0%	2	0.00
Foster Hm Retention Rate (threshold = 90)		83%	2	0.00
Foster Hm Recruitment (threshold = 100)		0%	2	0.00
Active Agency Accreditation		0%	4	0.00
Staff Clinical Licensure		10%	5	0.50
<b>Incentives Total</b>	<b>4.93</b>		<b>24</b>	<b>1.42</b>
Maximum total combined incentive credit allowed is 10 points.			<b>Incentives Awarded</b>	<b>1.42</b>

\*Performance calculation descriptions can be found in the FY 2018 RBWO PBP Measurements and Standards Guide.

**Child Protective Services Investigations and Dispositions**

The following investigations data, which is not used for scoring but is considered significant to a provider's performance, is from Georgia SHINES and is not considered final or complete until the end of the fiscal year.

Total Reports:	0
Number Screened In:	0
Number Screened Out:	0
Number Substantiated:	0
Number Unsubstantiated:	0
Number Active CPS Investigations:	0





DHS, DFCS, Office of Provider Management

## Performance-Based Placement Measures

### RBWO Provider GA+SCORECARD - CPA



Report Quarter: Q2 FY2018

**Provider/Program Name: Lighthouse Therapeutic Foster Care - (727) - CPA**

35 Mountain Street, Ringgold, GA 30736-2045

Phone: 706-937-4236

Vendor ID# 35446

#### Quarterly Scores (Grades)

Q1: 99.42 (A+)

Q2: 93.58 (A-)

Q3: N/A

Q4: N/A

Current Quarter Score (Grade)

**93.58%**

**(A-)**

# New Foster Homes During Quarter: 1

# Children in Care During Quarter: 18

# Placements During Quarter: 20

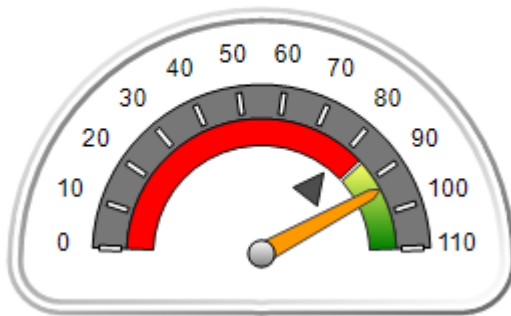
# Children in Care On Last Day: 13

### Quarterly Provider Comparisons to All CPAs

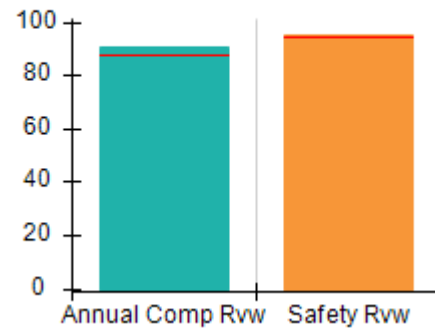


— indicates average for all CPAs

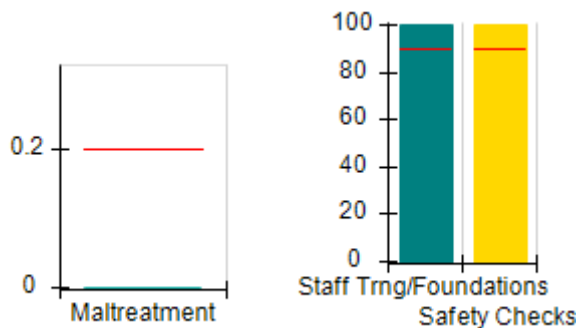
#### Overall Score (%)



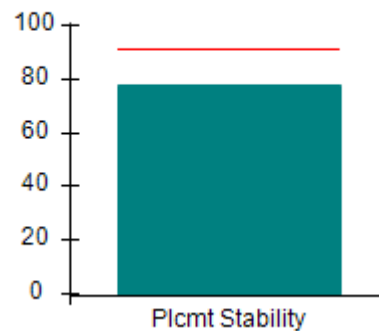
#### OPM Monitoring Reviews (%)



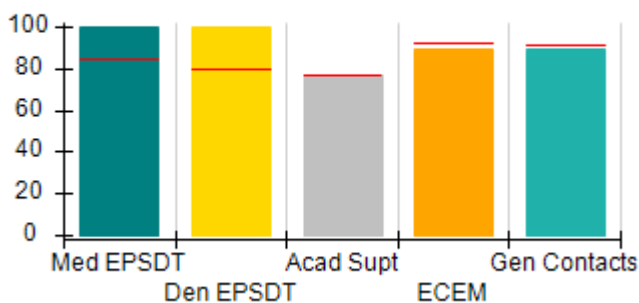
#### Safety Outcomes (%)



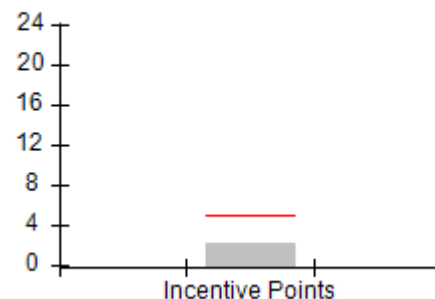
#### Permanency Outcomes (%)



#### Well-Being Outcomes (%)



#### Incentives Earned (Points)





DHS, DFCS, Office of Provider Management  
**Performance-Based Placement Measures**  
**RBWO Provider GA+SCORECARD - CPA**  
 Report Quarter: Q2 FY2018



**Provider/Program Name: Lighthouse Therapeutic Foster Care - (727) - CPA**

<b>35 Mountain Street, Ringgold, GA 30736-2045</b>  <b>Phone: 706-937-4236</b>  <b>Vendor ID# 35446</b>		<b>Quarterly Scores (Grades)</b>		<b>Current Quarter Score (Grade)</b>
		<b>Q1: 99.42 (A+)</b>	<b>Q2: 93.58 (A-)</b>	<b>93.58%</b> <b>(A-)</b>
		<b>Q3: N/A</b>	<b>Q4: N/A</b>	
# New Foster Homes During Quarter: 1		# Children in Care During Quarter: 18	# Placements During Quarter: 20	# Children in Care On Last Day: 13
	<b>Avg Performance All CPAs (%)</b>	<b>Provider Performance (%)*</b>	<b>Possible Points (Weight)</b>	<b>Provider Points Earned</b>
<b>OPM Monitoring Reviews</b>				
Annual Comprehensive Reviews	88%	91%	25	22.66
Safety Reviews	94%	95%	15	14.29
<b>Monitoring Sub-Total</b>			<b>40</b>	<b>36.95</b>
<b>CPA Safety Outcomes</b>				
Incidence of Maltreatment	0.20%	No Substantiated Reports	10	10.00
Staff Training	90%	100%	5	5.00
Staff Safety Checks	90%	100%	5	5.00
<b>Safety Sub-Total</b>			<b>20</b>	<b>20.00</b>
<b>CPA Permanency Outcomes</b>				
Placement Stability	91%	78%	15	11.70
<b>Permanency Sub-Total</b>			<b>15</b>	<b>11.70</b>
<b>CPA Well-Being Outcomes</b>				
EPSDT Medical Visits	85%	100%	4	4.00
EPSDT Dental Visits	79%	100%	4	4.00
Academic Supports	77%	77%	3	2.31
Provider ECEM Visits	92%	89%	7	6.23
Provider General Contacts	91%	89%	7	6.23
Placements with Siblings	64%	43%	Not Scored	Not Scored
Placements within Legal County	18%	0%	Not Scored	Not Scored
<b>Well-Being Sub-Total</b>			<b>25</b>	<b>22.77</b>

\*Performance calculation descriptions can be found in the FY 2018 RBWO PBP Measurements and Standards Guide.

<b>Monitoring &amp; Outcomes: Possible Points = 100</b>		<b>Points Earned: 91.42</b>	
<b>Score Before Incentives Credit</b>			<b>91.42%</b>
<b>Incentives Awarded</b>			<b>2.16 pts</b>
<b>PBP Verification</b>			<b>N/A pts</b>
<b>Total Score</b>			<b>93.58%</b>



**DHS, DFCS, Office of Provider Management**  
**Performance-Based Placement Measures**  
**RBWO Provider GA+SCORECARD - CPA**  
**Report Quarter: Q2 FY2018**



**Provider/Program Name: Lighthouse Therapeutic Foster Care - (727) - CPA**

# New Foster Homes During Quarter: 1		# Children in Care During Quarter: 18	# Placements During Quarter: 20	# Children in Care On Last Day: 13
CPA Incentive Credits	Avg Performance All CPAs (%)	Provider Performance (%)*	Possible Points (Weight)	Provider Points Earned
Early EPSDT Medical Visits		Not Eligible	2	
Early EPSDT Dental Visits		100%	2	2.00
Permanency Contacts		0%	5	0.00
Additional Academic Supports		8%	2	0.16
Foster Hm Retention Rate (threshold = 90)		73%	2	0.00
Foster Hm Recruitment (threshold = 100)		50%	2	0.00
Active Agency Accreditation		0%	4	0.00
Staff Clinical Licensure		0%	5	0.00
<b>Incentives Total</b>	<b>4.93</b>		<b>24</b>	<b>2.16</b>
Maximum total combined incentive credit allowed is 10 points.			<b>Incentives Awarded</b>	<b>2.16</b>

\*Performance calculation descriptions can be found in the FY 2018 RBWO PBP Measurements and Standards Guide.

**Child Protective Services Investigations and Dispositions**

The following investigations data, which is not used for scoring but is considered significant to a provider's performance, is from Georgia SHINES and is not considered final or complete until the end of the fiscal year.

Total Reports:	0
Number Screened In:	0
Number Screened Out:	0
Number Substantiated:	0
Number Unsubstantiated:	0
Number Active CPS Investigations:	0



DHS, DFCS, Office of Provider Management

## Performance-Based Placement Measures

### RBWO Provider GA+SCORECARD - CPA



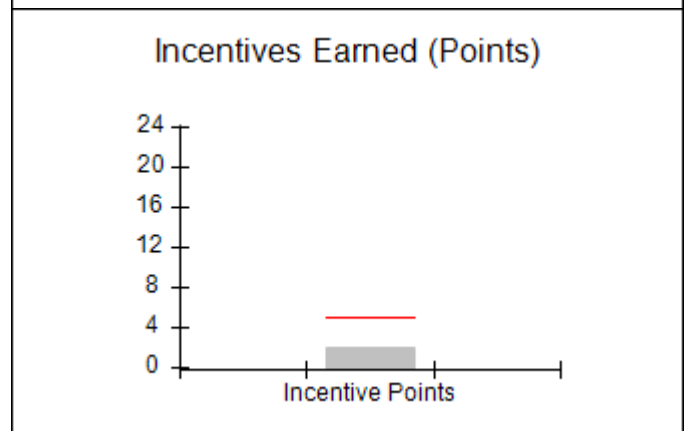
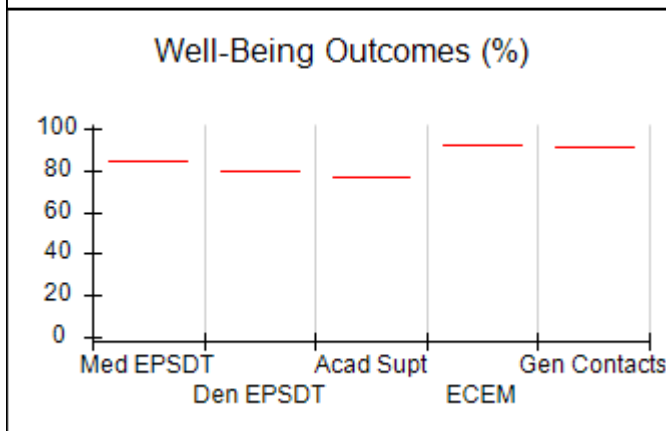
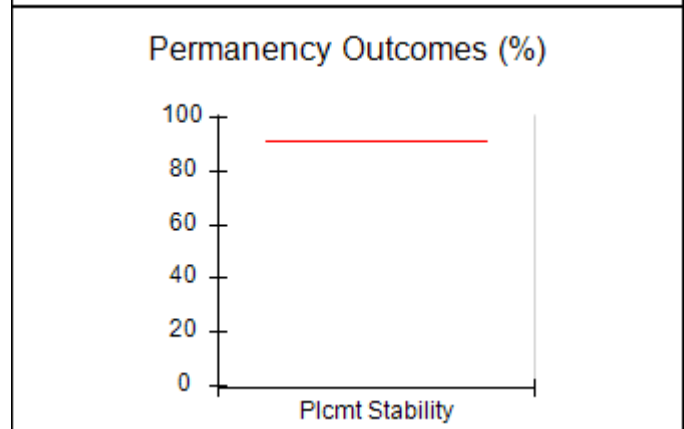
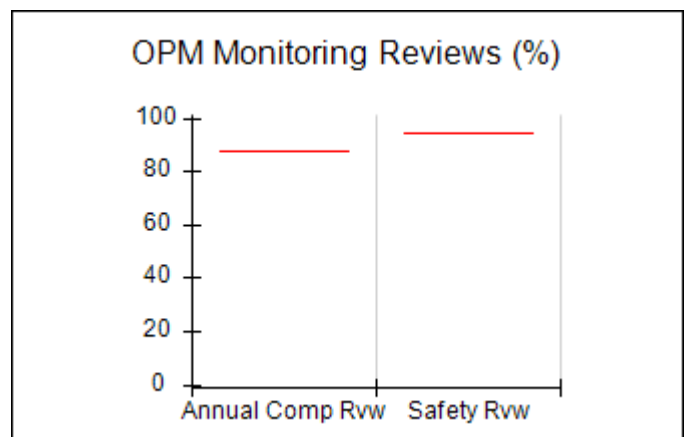
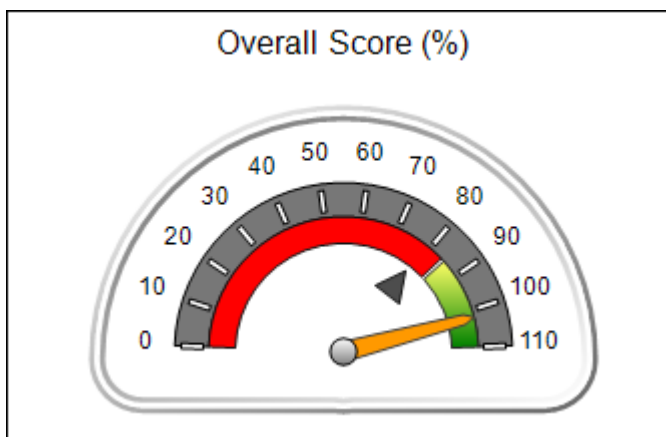
Report Quarter: Q2 FY2018

**Provider/Program Name: Lighthouse Therapeutic Foster Care - Marietta (5309) - CPA**

<b>1000 Parkwood Circle SE, Marietta, GA 30339</b> <b>Phone: 706-937-4236</b> <b>Vendor ID# 153417</b>	Quarterly Scores (Grades)		Current Quarter Score (Grade)
	Q1: 100.00 (A+)	Q2: 102.00 (A+)	<b>102.00%</b> <b>(A+)</b>
	Q3: N/A	Q4: N/A	
# New Foster Homes During Quarter: 1	# Children in Care During Quarter: 0	# Placements During Quarter: 0	# Children in Care On Last Day: 0

### Quarterly Provider Comparisons to All CPAs

— indicates average for all CPAs





DHS, DFCS, Office of Provider Management  
**Performance-Based Placement Measures**  
**RBWO Provider GA+SCORECARD - CPA**  
**Report Quarter: Q2 FY2018**



**Provider/Program Name: Lighthouse Therapeutic Foster Care - Marietta (5309) - CPA**

<b>1000 Parkwood Circle SE, Marietta, GA 30339</b>  <b>Phone: 706-937-4236</b>  <b>Vendor ID# 153417</b>		<b>Quarterly Scores (Grades)</b>		<b>Current Quarter Score (Grade)</b>
		<b>Q1: 100.00 (A+)</b>	<b>Q2: 102.00 (A+)</b>	<b>102.00% (A+)</b>
		<b>Q3: N/A</b>	<b>Q4: N/A</b>	
# New Foster Homes During Quarter: 1		# Children in Care During Quarter: 0	# Placements During Quarter: 0	# Children in Care On Last Day: 0
	<b>Avg Performance All CPAs (%)</b>	<b>Provider Performance (%)*</b>	<b>Possible Points (Weight)</b>	<b>Provider Points Earned</b>
<b>OPM Monitoring Reviews</b>				
Annual Comprehensive Reviews	88%	Not Yet Conducted		
Safety Reviews	94%	Not Yet Conducted		
<b>Monitoring Sub-Total</b>				<b>0.00</b>
<b>CPA Safety Outcomes</b>				
Incidence of Maltreatment	0.20%	Not Eligible		
Staff Training	90%	100%	10	10.00
Staff Safety Checks	90%	100%	10	10.00
<b>Safety Sub-Total</b>			<b>20</b>	<b>20.00</b>
<b>CPA Permanency Outcomes</b>				
Placement Stability	91%	Not Eligible		
<b>Permanency Sub-Total</b>			<b>N/A</b>	
<b>CPA Well-Being Outcomes</b>				
EPSDT Medical Visits	85%	Not Eligible		
EPSDT Dental Visits	79%	Not Eligible		
Academic Supports	77%	Not Eligible		
Provider ECEM Visits	92%	Not Eligible		
Provider General Contacts	91%	Not Eligible		
Placements with Siblings	64%	Not Eligible	Not Scored	Not Scored
Placements within Legal County	18%	Not Eligible	Not Scored	Not Scored
<b>Well-Being Sub-Total</b>			<b>N/A</b>	

\*Performance calculation descriptions can be found in the FY 2018 RBWO PBP Measurements and Standards Guide.

<b>Monitoring &amp; Outcomes: Possible Points = 20</b>		<b>Points Earned: 20.00</b>	
<b>Score Before Incentives Credit</b>		<b>100.00%</b>	
<b>Incentives Awarded</b>		<b>2.00 pts</b>	
<b>PBP Verification</b>		<b>N/A pts</b>	
<b>Total Score</b>		<b>102.00%</b>	



**DHS, DFCS, Office of Provider Management**  
**Performance-Based Placement Measures**  
**RBWO Provider GA+SCORECARD - CPA**  
**Report Quarter: Q2 FY2018**



**Provider/Program Name: Lighthouse Therapeutic Foster Care - Marietta (5309) - CPA**

# New Foster Homes During Quarter: 1		# Children in Care During Quarter: 0	# Placements During Quarter: 0	# Children in Care On Last Day: 0
CPA Incentive Credits	Avg Performance All CPAs (%)	Provider Performance (%)*	Possible Points (Weight)	Provider Points Earned
Early EPSDT Medical Visits		Not Eligible	2	
Early EPSDT Dental Visits		Not Eligible	2	
Permanency Contacts		None Planned	5	
Additional Academic Supports		Not Eligible	2	
Foster Hm Retention Rate (threshold = 90)		Not Eligible	2	0.00
Foster Hm Recruitment (threshold = 100)		100%	2	2.00
Active Agency Accreditation		0%	4	0.00
Staff Clinical Licensure		0%	5	0.00
<b>Incentives Total</b>	<b>4.93</b>		<b>24</b>	<b>2.00</b>
Maximum total combined incentive credit allowed is 10 points.			<b>Incentives Awarded</b>	<b>2.00</b>

\*Performance calculation descriptions can be found in the FY 2018 RBWO PBP Measurements and Standards Guide.

**Child Protective Services Investigations and Dispositions**

The following investigations data, which is not used for scoring but is considered significant to a provider's performance, is from Georgia SHINES and is not considered final or complete until the end of the fiscal year.

Total Reports:	0
Number Screened In:	0
Number Screened Out:	0
Number Substantiated:	0
Number Unsubstantiated:	0
Number Active CPS Investigations:	0



DHS, DFCS, Office of Provider Management  
**Performance-Based Placement Measures**  
**RBWO Provider GA+SCORECARD - CPA**



Report Quarter: Q2 FY2018

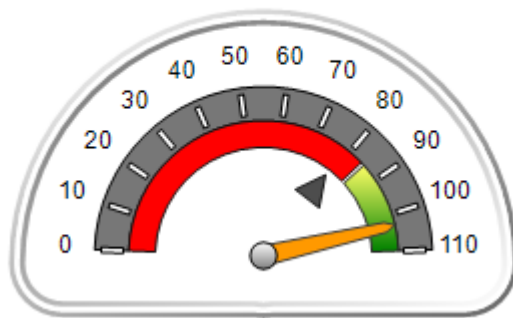
**Provider/Program Name: Lighthouse Therapeutic Foster Care - Stockbridge (5186) - CPA**

120 MLK, Sr. Heritage Trail, Stockbridge, GA 30281 Phone: 706-937-4236 Vendor ID# 121137	Quarterly Scores (Grades)		Current Quarter Score (Grade)
	Q1: 101.58 (A+)	Q2: 103.11 (A+)	103.11% (A+)
	Q3: N/A	Q4: N/A	
# New Foster Homes During Quarter: 2	# Children in Care During Quarter: 43	# Placements During Quarter: 44	# Children in Care On Last Day: 38

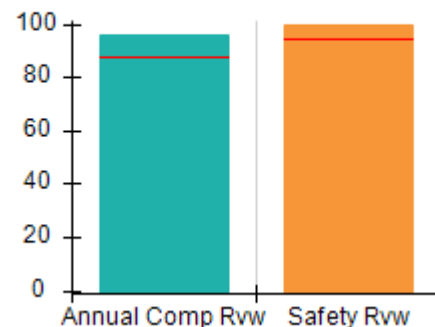
**Quarterly Provider Comparisons to All CPAs**

▼ — indicates average for all CPAs

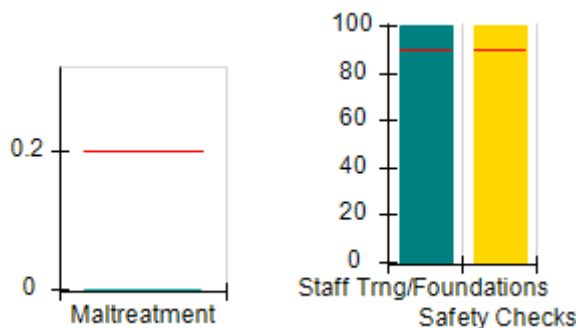
Overall Score (%)



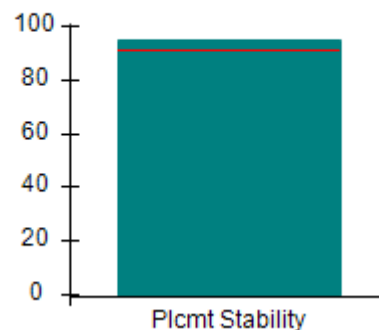
OPM Monitoring Reviews (%)



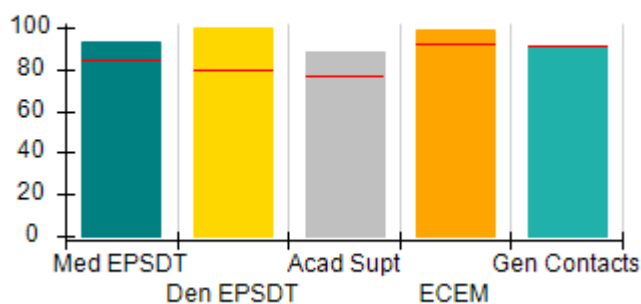
Safety Outcomes (%)



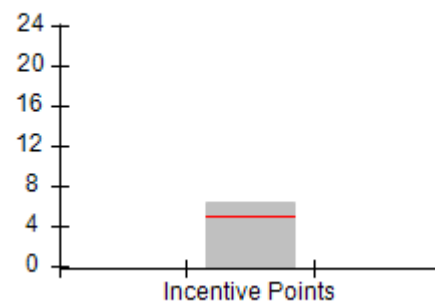
Permanency Outcomes (%)



Well-Being Outcomes (%)



Incentives Earned (Points)





DHS, DFCS, Office of Provider Management  
**Performance-Based Placement Measures**  
**RBWO Provider GA+SCORECARD - CPA**  
 Report Quarter: Q2 FY2018



**Provider/Program Name: Lighthouse Therapeutic Foster Care - Stockbridge (5186) - CPA**

<b>120 MLK, Sr. Heritage Trail, Stockbridge, GA 30281</b>  <b>Phone: 706-937-4236</b>  <b>Vendor ID# 121137</b>		<b>Quarterly Scores (Grades)</b>		<b>Current Quarter Score (Grade)</b>
		<b>Q1: 101.58 (A+)</b>	<b>Q2: 103.11 (A+)</b>	<b>103.11% (A+)</b>
		<b>Q3: N/A</b>	<b>Q4: N/A</b>	
# New Foster Homes During Quarter: 2		# Children in Care During Quarter: 43	# Placements During Quarter: 44	# Children in Care On Last Day: 38
	<b>Avg Performance All CPAs (%)</b>	<b>Provider Performance (%)*</b>	<b>Possible Points (Weight)</b>	<b>Provider Points Earned</b>
<b>OPM Monitoring Reviews</b>				
Annual Comprehensive Reviews	88%	96%	25	23.92
Safety Reviews	94%	100%	15	15.00
<b>Monitoring Sub-Total</b>			<b>40</b>	<b>38.92</b>
<b>CPA Safety Outcomes</b>				
Incidence of Maltreatment	0.20%	No Substantiated Reports	10	10.00
Staff Training	90%	100%	5	5.00
Staff Safety Checks	90%	100%	5	5.00
<b>Safety Sub-Total</b>			<b>20</b>	<b>20.00</b>
<b>CPA Permanency Outcomes</b>				
Placement Stability	91%	95%	15	14.25
<b>Permanency Sub-Total</b>			<b>15</b>	<b>14.25</b>
<b>CPA Well-Being Outcomes</b>				
EPSDT Medical Visits	85%	93%	4	3.72
EPSDT Dental Visits	79%	100%	4	4.00
Academic Supports	77%	88%	3	2.64
Provider ECEM Visits	92%	99%	7	6.93
Provider General Contacts	91%	91%	7	6.37
Placements with Siblings	64%	40%	Not Scored	Not Scored
Placements within Legal County	18%	0%	Not Scored	Not Scored
<b>Well-Being Sub-Total</b>			<b>25</b>	<b>23.66</b>

\*Performance calculation descriptions can be found in the FY 2018 RBWO PBP Measurements and Standards Guide.

<b>Monitoring &amp; Outcomes: Possible Points = 100</b>	<b>Points Earned: 96.83</b>
<b>Score Before Incentives Credit</b>	<b>96.83%</b>
<b>Incentives Awarded</b>	<b>6.28 pts</b>
<b>PBP Verification</b>	<b>N/A pts</b>
<b>Total Score</b>	<b>103.11%</b>





**DHS, DFCS, Office of Provider Management**  
**Performance-Based Placement Measures**  
**RBWO Provider GA+SCORECARD - CPA**  
**Report Quarter: Q2 FY2018**



**Provider/Program Name: Lighthouse Therapeutic Foster Care - Stockbridge (5186) - CPA**

# New Foster Homes During Quarter: 2		# Children in Care During Quarter: 43	# Placements During Quarter: 44	# Children in Care On Last Day: 38
CPA Incentive Credits	Avg Performance All CPAs (%)	Provider Performance (%)*	Possible Points (Weight)	Provider Points Earned
Early EPSDT Medical Visits		33%	2	0.66
Early EPSDT Dental Visits		100%	2	2.00
Permanency Contacts		None Planned	5	
Additional Academic Supports		81%	2	1.62
Foster Hm Retention Rate (threshold = 90)		92%	2	2.00
Foster Hm Recruitment (threshold = 100)		67%	2	0.00
Active Agency Accreditation		0%	4	0.00
Staff Clinical Licensure		0%	5	0.00
<b>Incentives Total</b>	<b>4.93</b>		<b>24</b>	<b>6.28</b>
Maximum total combined incentive credit allowed is 10 points.			<b>Incentives Awarded</b>	<b>6.28</b>

\*Performance calculation descriptions can be found in the FY 2018 RBWO PBP Measurements and Standards Guide.

**Child Protective Services Investigations and Dispositions**

The following investigations data, which is not used for scoring but is considered significant to a provider's performance, is from Georgia SHINES and is not considered final or complete until the end of the fiscal year.

Total Reports:	0
Number Screened In:	0
Number Screened Out:	0
Number Substantiated:	0
Number Unsubstantiated:	0
Number Active CPS Investigations:	0



# Performance-Based Placement Measures

## RBWO Provider GA+SCORECARD - CPA

Report Quarter: Q2 FY2018

**Provider/Program Name: Lookout Mountain Community Services Board - TREK**  
**Program/Athens (5237) - CPA**

2091 Milledge Ave, Athens, GA 30605

Phone: 706-806-1121

Vendor ID# 143228

## Quarterly Scores (Grades)

Q1: 101.80 (A+)

Q2: 104.67 (A+)

Q3: N/A

Q4: N/A

## Current Quarter Score (Grade)

104.67%

(A+)

# New Foster Homes During Quarter: 2

# Children in Care During Quarter: 8

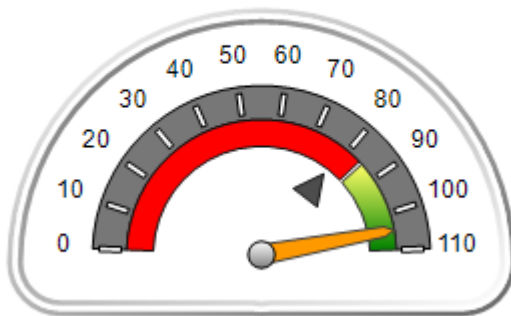
# Placements During Quarter: 8

# Children in Care On Last Day: 5

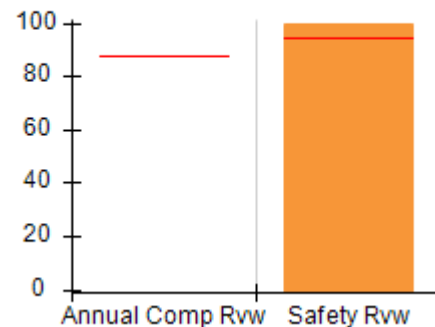
## Quarterly Provider Comparisons to All CPAs

indicates average for all CPAs

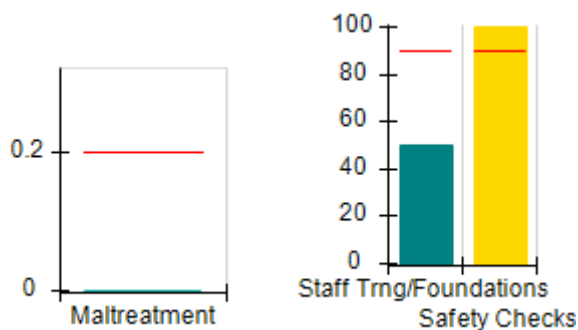
## Overall Score (%)



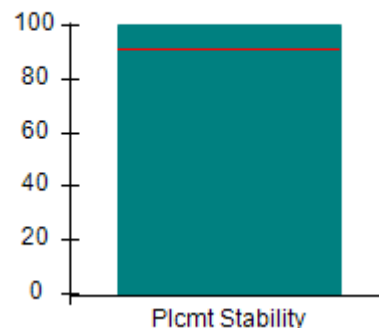
## OPM Monitoring Reviews (%)



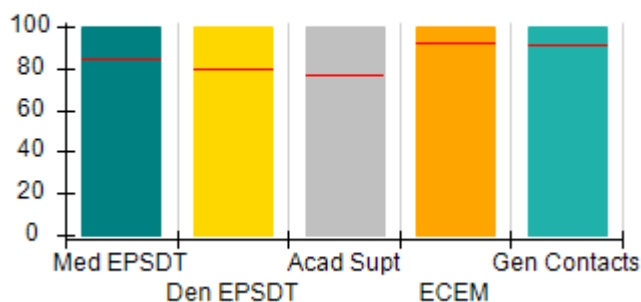
## Safety Outcomes (%)



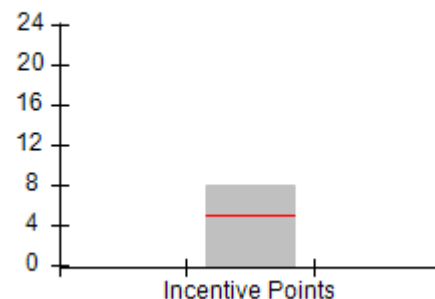
## Permanency Outcomes (%)



## Well-Being Outcomes (%)



## Incentives Earned (Points)





DHS, DFCS, Office of Provider Management  
**Performance-Based Placement Measures**  
**RBWO Provider GA+SCORECARD - CPA**



Report Quarter: Q2 FY2018

**Provider/Program Name: Lookout Mountain Community Services Board - TREK  
Program/Athens (5237) - CPA**

<b>2091 Milledge Ave, Athens, GA 30605</b>  <b>Phone: 706-806-1121</b>  <b>Vendor ID# 143228</b>		Quarterly Scores (Grades)		Current Quarter Score (Grade)
		Q1: 101.80 (A+)	Q2: 104.67 (A+)	<b>104.67%</b> <b>(A+)</b>
		Q3: N/A	Q4: N/A	
# New Foster Homes During Quarter: 2		# Children in Care During Quarter: 8	# Placements During Quarter: 8	# Children in Care On Last Day: 5
	Avg Performance All CPAs (%)	Provider Performance (%)*	Possible Points (Weight)	Provider Points Earned
<b>OPM Monitoring Reviews</b>				
Annual Comprehensive Reviews	88%	Not Yet Conducted		
Safety Reviews	94%	100%	15	15.00
<b>Monitoring Sub-Total</b>			<b>15</b>	<b>15.00</b>
<b>CPA Safety Outcomes</b>				
Incidence of Maltreatment	0.20%	No Substantiated Reports	10	10.00
Staff Training	90%	50%	5	2.50
Staff Safety Checks	90%	100%	5	5.00
<b>Safety Sub-Total</b>			<b>20</b>	<b>17.50</b>
<b>CPA Permanency Outcomes</b>				
Placement Stability	91%	100%	15	15.00
<b>Permanency Sub-Total</b>			<b>15</b>	<b>15.00</b>
<b>CPA Well-Being Outcomes</b>				
EPSDT Medical Visits	85%	100%	4	4.00
EPSDT Dental Visits	79%	100%	4	4.00
Academic Supports	77%	100%	3	3.00
Provider ECEM Visits	92%	100%	7	7.00
Provider General Contacts	91%	100%	7	7.00
Placements with Siblings	64%	0%	Not Scored	Not Scored
Placements within Legal County	18%	75%	Not Scored	Not Scored
<b>Well-Being Sub-Total</b>			<b>25</b>	<b>25.00</b>

\*Performance calculation descriptions can be found in the FY 2018 RBWO PBP Measurements and Standards Guide.

<b>Monitoring &amp; Outcomes: Possible Points = 75</b>	<b>Points Earned: 72.50</b>
<b>Score Before Incentives Credit</b>	<b>96.67%</b>
<b>Incentives Awarded</b>	<b>8.00 pts</b>
<b>PBP Verification</b>	<b>N/A pts</b>
<b>Total Score</b>	<b>104.67%</b>



DHS, DFCS, Office of Provider Management  
**Performance-Based Placement Measures**  
**RBWO Provider GA+SCORECARD - CPA**



Report Quarter: Q2 FY2018

**Provider/Program Name: Lookout Mountain Community Services Board - TREK**  
**Program/Athens (5237) - CPA**

# New Foster Homes During Quarter: 2		# Children in Care During Quarter: 8	# Placements During Quarter: 8	# Children in Care On Last Day: 5
CPA Incentive Credits	Avg Performance All CPAs (%)	Provider Performance (%)*	Possible Points (Weight)	Provider Points Earned
Early EPSDT Medical Visits		100%	2	2.00
Early EPSDT Dental Visits		100%	2	2.00
Permanency Contacts		None Planned	5	
Additional Academic Supports		0%	2	0.00
Foster Hm Retention Rate (threshold = 90)		100%	2	2.00
Foster Hm Recruitment (threshold = 100)		100%	2	2.00
Active Agency Accreditation		0%	4	0.00
Staff Clinical Licensure		0%	5	0.00
<b>Incentives Total</b>	<b>4.93</b>		<b>24</b>	<b>8.00</b>
Maximum total combined incentive credit allowed is 10 points.			<b>Incentives Awarded</b>	<b>8.00</b>

\*Performance calculation descriptions can be found in the FY 2018 RBWO PBP Measurements and Standards Guide.

**Child Protective Services Investigations and Dispositions**

The following investigations data, which is not used for scoring but is considered significant to a provider's performance, is from Georgia SHINES and is not considered final or complete until the end of the fiscal year.

Total Reports:	0
Number Screened In:	0
Number Screened Out:	0
Number Substantiated:	0
Number Unsubstantiated:	0
Number Active CPS Investigations:	0



DHS, DFCS, Office of Provider Management  
**Performance-Based Placement Measures**  
**RBWO Provider GA+SCORECARD - CPA**



Report Quarter: Q2 FY2018

**Provider/Program Name: Lookout Mountain Community Services Board - TREK  
Program/Cartersville (5199) - CPA**

25 East Main Street, Cartersville, GA 30120

Phone: 706-676-4062

Vendor ID# 15004

**Quarterly Scores (Grades)**

Q1: 102.13 (A+)

Q2: 97.73 (A+)

Q3: N/A

Q4: N/A

**Current Quarter Score (Grade)**

**97.73%**

**(A+)**

# New Foster Homes During Quarter: 3

# Children in Care During  
Quarter: 52

# Placements During  
Quarter: 52

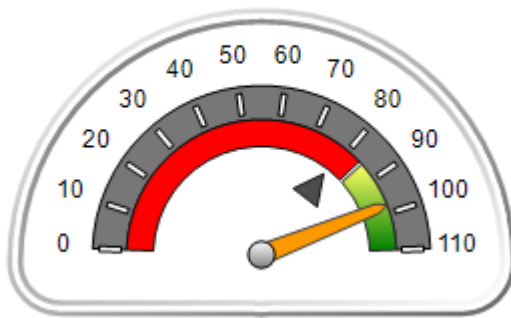
# Children in Care On Last  
Day: 38

**Quarterly Provider Comparisons to All CPAs**

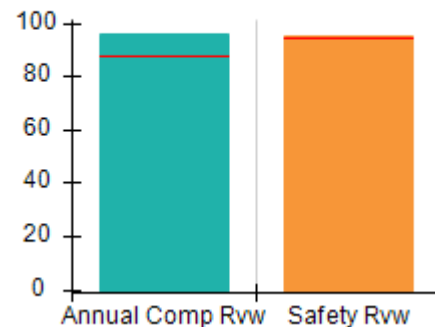


— indicates average for all CPAs

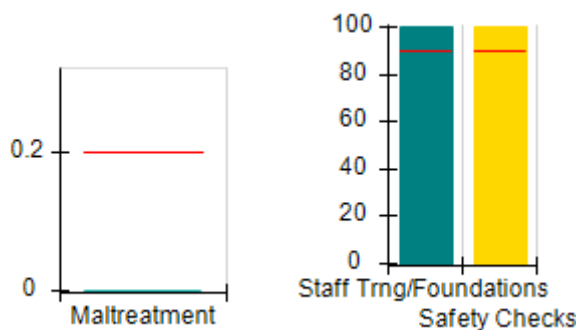
**Overall Score (%)**



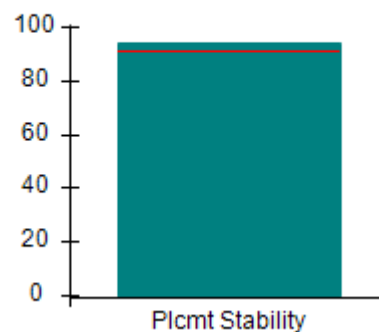
**OPM Monitoring Reviews (%)**



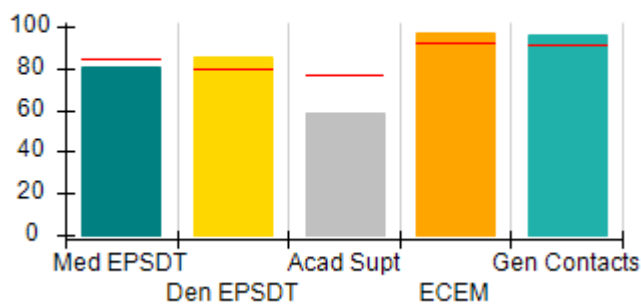
**Safety Outcomes (%)**



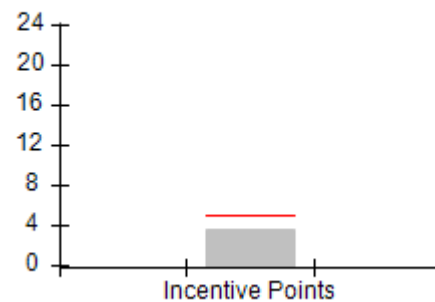
**Permanency Outcomes (%)**



**Well-Being Outcomes (%)**



**Incentives Earned (Points)**





# Performance-Based Placement Measures RBWO Provider GA+SCORECARD - CPA

Report Quarter: Q2 FY2018

**Provider/Program Name: Lookout Mountain Community Services Board - TREK  
 Program/Cartersville (5199) - CPA**

25 East Main Street, Cartersville, GA 30120  Phone: 706-676-4062  Vendor ID# 15004		Quarterly Scores (Grades)		Current Quarter Score (Grade)
		Q1: 102.13 (A+)	Q2: 97.73 (A+)	97.73% (A+)
		Q3: N/A	Q4: N/A	
# New Foster Homes During Quarter: 3		# Children in Care During Quarter: 52	# Placements During Quarter: 52	# Children in Care On Last Day: 38
	Avg Performance All CPAs (%)	Provider Performance (%)*	Possible Points (Weight)	Provider Points Earned
<b>OPM Monitoring Reviews</b>				
Annual Comprehensive Reviews	88%	96%	25	24.00
Safety Reviews	94%	95%	15	14.25
<b>Monitoring Sub-Total</b>			<b>40</b>	<b>38.25</b>
<b>CPA Safety Outcomes</b>				
Incidence of Maltreatment	0.20%	No Substantiated Reports	10	10.00
Staff Training	90%	100%	5	5.00
Staff Safety Checks	90%	100%	5	5.00
<b>Safety Sub-Total</b>			<b>20</b>	<b>20.00</b>
<b>CPA Permanency Outcomes</b>				
Placement Stability	91%	94%	15	14.10
<b>Permanency Sub-Total</b>			<b>15</b>	<b>14.10</b>
<b>CPA Well-Being Outcomes</b>				
EPSDT Medical Visits	85%	81%	4	3.24
EPSDT Dental Visits	79%	85%	4	3.40
Academic Supports	77%	59%	3	1.77
Provider ECEM Visits	92%	97%	7	6.79
Provider General Contacts	91%	96%	7	6.72
Placements with Siblings	64%	93%	Not Scored	Not Scored
Placements within Legal County	18%	8%	Not Scored	Not Scored
<b>Well-Being Sub-Total</b>			<b>25</b>	<b>21.92</b>

\*Performance calculation descriptions can be found in the FY 2018 RBWO PBP Measurements and Standards Guide.

<b>Monitoring &amp; Outcomes: Possible Points = 100</b>		<b>Points Earned: 94.27</b>	
<b>Score Before Incentives Credit</b>			<b>94.27%</b>
<b>Incentives Awarded</b>			<b>3.46 pts</b>
<b>PBP Verification</b>			<b>N/A pts</b>
<b>Total Score</b>			<b>97.73%</b>



DHS, DFCS, Office of Provider Management  
**Performance-Based Placement Measures**  
**RBWO Provider GA+SCORECARD - CPA**



Report Quarter: Q2 FY2018

**Provider/Program Name: Lookout Mountain Community Services Board - TREK**  
**Program/Cartersville (5199) - CPA**

# New Foster Homes During Quarter: 3		# Children in Care During Quarter: 52	# Placements During Quarter: 52	# Children in Care On Last Day: 38
CPA Incentive Credits	Avg Performance All CPAs (%)	Provider Performance (%)*	Possible Points (Weight)	Provider Points Earned
Early EPSDT Medical Visits		100%	2	2.00
Early EPSDT Dental Visits		71%	2	1.42
Permanency Contacts		None Planned	5	
Additional Academic Supports		2%	2	0.04
Foster Hm Retention Rate (threshold = 90)		83%	2	0.00
Foster Hm Recruitment (threshold = 100)		50%	2	0.00
Active Agency Accreditation		0%	4	0.00
Staff Clinical Licensure		0%	5	0.00
<b>Incentives Total</b>	<b>4.93</b>		<b>24</b>	<b>3.46</b>
Maximum total combined incentive credit allowed is 10 points.			<b>Incentives Awarded</b>	<b>3.46</b>
*Performance calculation descriptions can be found in the FY 2018 RBWO PBP Measurements and Standards Guide.				

**Child Protective Services Investigations and Dispositions**

The following investigations data, which is not used for scoring but is considered significant to a provider's performance, is from Georgia SHINES and is not considered final or complete until the end of the fiscal year.

Total Reports:	3
Number Screened In:	1
Number Screened Out:	2
Number Substantiated:	0
Number Unsubstantiated:	1
Number Active CPS Investigations:	0



DHS, DFCS, Office of Provider Management  
**Performance-Based Placement Measures**  
**RBWO Provider GA+SCORECARD - CPA**



Report Quarter: Q2 FY2018

**Provider/Program Name: Lookout Mountain Community Services Board - TREK  
Program/Forsyth (5146) - CPA**

44 Harris Street, Forsyth, GA 31029

Phone: 478-993-5357

Vendor ID# 115542

**Quarterly Scores (Grades)**

Q1: 100.24 (A+)

Q2: 97.61 (A+)

Q3: N/A

Q4: N/A

**Current Quarter Score (Grade)**

**97.61%**

**(A+)**

# New Foster Homes During Quarter: 0

# Children in Care During  
Quarter: 20

# Placements During  
Quarter: 21

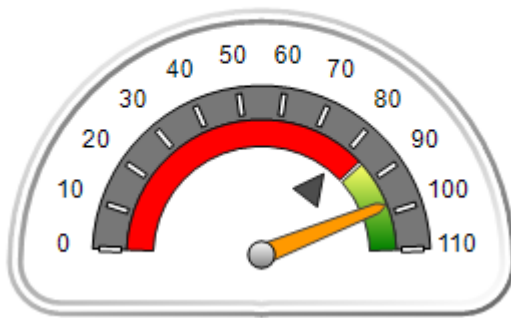
# Children in Care On Last  
Day: 8

**Quarterly Provider Comparisons to All CPAs**

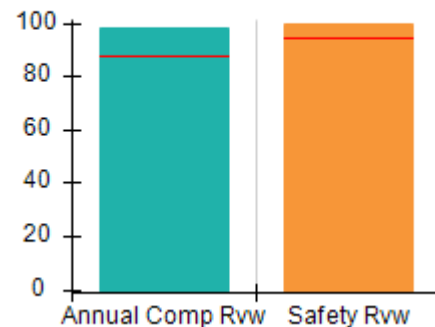


— indicates average for all CPAs

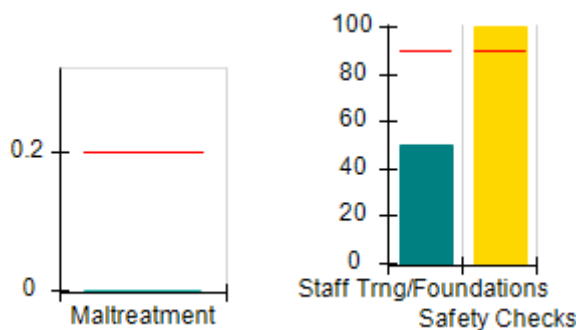
**Overall Score (%)**



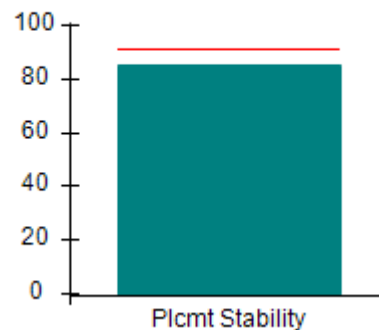
**OPM Monitoring Reviews (%)**



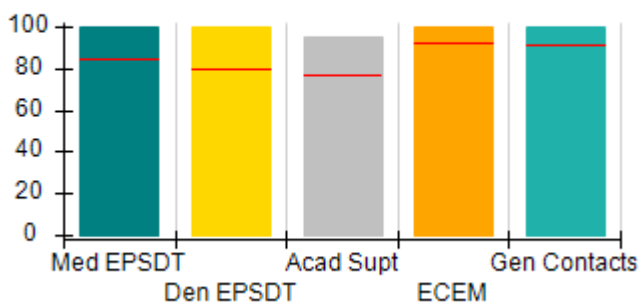
**Safety Outcomes (%)**



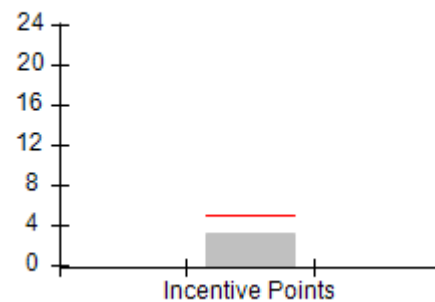
**Permanency Outcomes (%)**



**Well-Being Outcomes (%)**



**Incentives Earned (Points)**







# Performance-Based Placement Measures RBWO Provider GA+SCORECARD - CPA

Report Quarter: Q2 FY2018

**Provider/Program Name: Lookout Mountain Community Services Board - TREK  
 Program/Forsyth (5146) - CPA**

44 Harris Street, Forsyth, GA 31029  Phone: 478-993-5357  Vendor ID# 115542		Quarterly Scores (Grades)		Current Quarter Score (Grade)
		Q1: 100.24 (A+)	Q2: 97.61 (A+)	97.61% (A+)
		Q3: N/A	Q4: N/A	
# New Foster Homes During Quarter: 0		# Children in Care During Quarter: 20	# Placements During Quarter: 21	# Children in Care On Last Day: 8
	Avg Performance All CPAs (%)	Provider Performance (%)*	Possible Points (Weight)	Provider Points Earned
<b>OPM Monitoring Reviews</b>				
Annual Comprehensive Reviews	88%	98%	25	24.45
Safety Reviews	94%	100%	15	14.94
<b>Monitoring Sub-Total</b>			<b>40</b>	<b>39.39</b>
<b>CPA Safety Outcomes</b>				
Incidence of Maltreatment	0.20%	No Substantiated Reports	10	10.00
Staff Training	90%	50%	5	2.50
Staff Safety Checks	90%	100%	5	5.00
<b>Safety Sub-Total</b>			<b>20</b>	<b>17.50</b>
<b>CPA Permanency Outcomes</b>				
Placement Stability	91%	85%	15	12.75
<b>Permanency Sub-Total</b>			<b>15</b>	<b>12.75</b>
<b>CPA Well-Being Outcomes</b>				
EPSDT Medical Visits	85%	100%	4	4.00
EPSDT Dental Visits	79%	100%	4	4.00
Academic Supports	77%	95%	3	2.85
Provider ECEM Visits	92%	100%	7	7.00
Provider General Contacts	91%	100%	7	7.00
Placements with Siblings	64%	0%	Not Scored	Not Scored
Placements within Legal County	18%	0%	Not Scored	Not Scored
<b>Well-Being Sub-Total</b>			<b>25</b>	<b>24.85</b>

\*Performance calculation descriptions can be found in the FY 2018 RBWO PBP Measurements and Standards Guide.

<b>Monitoring &amp; Outcomes: Possible Points = 100</b>		<b>Points Earned: 94.49</b>	
<b>Score Before Incentives Credit</b>			<b>94.49%</b>
<b>Incentives Awarded</b>			<b>3.12 pts</b>
<b>PBP Verification</b>			<b>N/A pts</b>
<b>Total Score</b>			<b>97.61%</b>



**DHS, DFCS, Office of Provider Management**  
**Performance-Based Placement Measures**  
**RBWO Provider GA+SCORECARD - CPA**



**Report Quarter: Q2 FY2018**

**Provider/Program Name: Lookout Mountain Community Services Board - TREK  
Program/Forsyth (5146) - CPA**

# New Foster Homes During Quarter: 0		# Children in Care During Quarter: 20	# Placements During Quarter: 21	# Children in Care On Last Day: 8
CPA Incentive Credits	Avg Performance All CPAs (%)	Provider Performance (%)*	Possible Points (Weight)	Provider Points Earned
Early EPSDT Medical Visits		100%	2	2.00
Early EPSDT Dental Visits		50%	2	1.00
Permanency Contacts		0%	5	0.00
Additional Academic Supports		6%	2	0.12
Foster Hm Retention Rate (threshold = 90)		88%	2	0.00
Foster Hm Recruitment (threshold = 100)		0%	2	0.00
Active Agency Accreditation		0%	4	0.00
Staff Clinical Licensure		0%	5	0.00
<b>Incentives Total</b>	<b>4.93</b>		<b>24</b>	<b>3.12</b>
Maximum total combined incentive credit allowed is 10 points.			<b>Incentives Awarded</b>	<b>3.12</b>

\*Performance calculation descriptions can be found in the FY 2018 RBWO PBP Measurements and Standards Guide.

### Child Protective Services Investigations and Dispositions

The following investigations data, which is not used for scoring but is considered significant to a provider's performance, is from Georgia SHINES and is not considered final or complete until the end of the fiscal year.

Total Reports:	0
Number Screened In:	0
Number Screened Out:	0
Number Substantiated:	0
Number Unsubstantiated:	0
Number Active CPS Investigations:	0



DHS, DFCS, Office of Provider Management  
**Performance-Based Placement Measures**  
**RBWO Provider GA+SCORECARD - CPA**



Report Quarter: Q2 FY2018

**Provider/Program Name: Lookout Mountain Community Services Board - TREK  
Program/Ft.Oglethorpe (876) - CPA**

1875 Fant Drive, Fort Oglethorpe, GA 30742

Phone: 706-806-1211

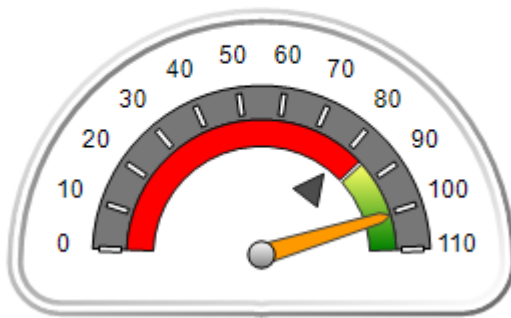
Vendor ID# 35448

1875 Fant Drive, Fort Oglethorpe, GA 30742  Phone: 706-806-1211  Vendor ID# 35448	Quarterly Scores (Grades)		Current Quarter Score (Grade)
	Q1: 96.96 (A)	Q2: 100.59 (A+)	100.59%  (A+)
	Q3: N/A	Q4: N/A	
# New Foster Homes During Quarter: 2	# Children in Care During Quarter: 59	# Placements During Quarter: 60	# Children in Care On Last Day: 39

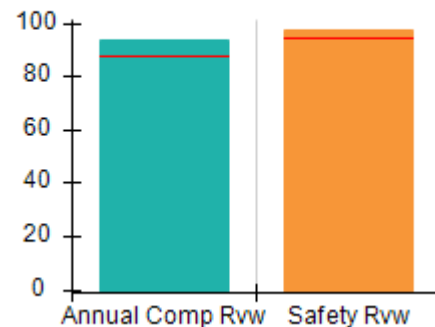
**Quarterly Provider Comparisons to All CPAs**

▼ — indicates average for all CPAs

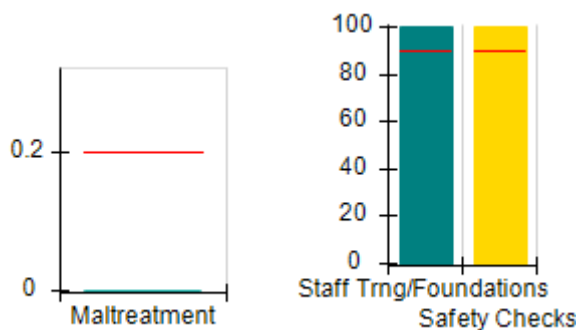
Overall Score (%)



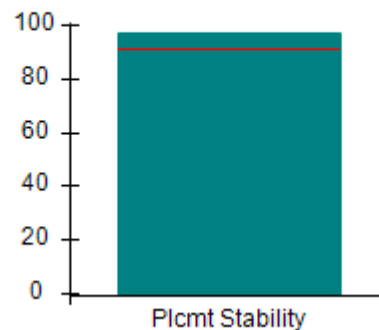
OPM Monitoring Reviews (%)



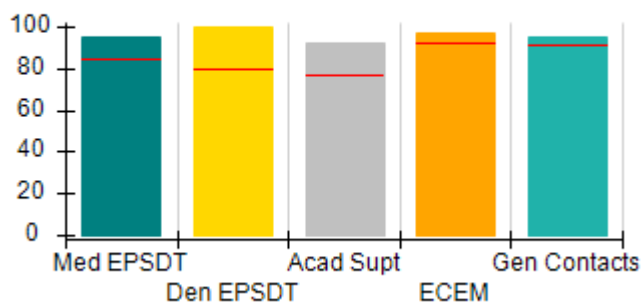
Safety Outcomes (%)



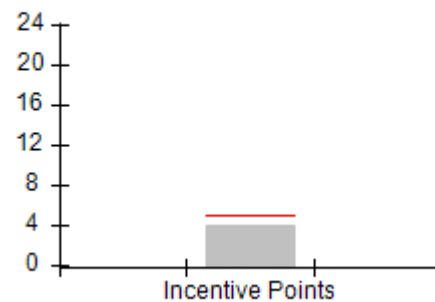
Permanency Outcomes (%)



Well-Being Outcomes (%)



Incentives Earned (Points)





# Performance-Based Placement Measures RBWO Provider GA+SCORECARD - CPA

Report Quarter: Q2 FY2018

**Provider/Program Name: Lookout Mountain Community Services Board - TREK**  
**Program/Ft.Oglethorpe (876) - CPA**

1875 Fant Drive, Fort Oglethorpe, GA 30742  Phone: 706-806-1211  Vendor ID# 35448		Quarterly Scores (Grades)		Current Quarter Score (Grade)
		Q1: 96.96 (A)	Q2: 100.59 (A+)	100.59% (A+)
		Q3: N/A	Q4: N/A	
# New Foster Homes During Quarter: 2		# Children in Care During Quarter: 59	# Placements During Quarter: 60	# Children in Care On Last Day: 39
	Avg Performance All CPAs (%)	Provider Performance (%)*	Possible Points (Weight)	Provider Points Earned
<b>OPM Monitoring Reviews</b>				
Annual Comprehensive Reviews	88%	94%	25	23.43
Safety Reviews	94%	97%	15	14.61
<b>Monitoring Sub-Total</b>			<b>40</b>	<b>38.04</b>
<b>CPA Safety Outcomes</b>				
Incidence of Maltreatment	0.20%	No Substantiated Reports	10	10.00
Staff Training	90%	100%	5	5.00
Staff Safety Checks	90%	100%	5	5.00
<b>Safety Sub-Total</b>			<b>20</b>	<b>20.00</b>
<b>CPA Permanency Outcomes</b>				
Placement Stability	91%	97%	15	14.55
<b>Permanency Sub-Total</b>			<b>15</b>	<b>14.55</b>
<b>CPA Well-Being Outcomes</b>				
EPSDT Medical Visits	85%	95%	4	3.80
EPSDT Dental Visits	79%	100%	4	4.00
Academic Supports	77%	92%	3	2.76
Provider ECEM Visits	92%	97%	7	6.79
Provider General Contacts	91%	95%	7	6.65
Placements with Siblings	64%	95%	Not Scored	Not Scored
Placements within Legal County	18%	33%	Not Scored	Not Scored
<b>Well-Being Sub-Total</b>			<b>25</b>	<b>24.00</b>

\*Performance calculation descriptions can be found in the FY 2018 RBWO PBP Measurements and Standards Guide.

<b>Monitoring &amp; Outcomes: Possible Points = 100</b>		<b>Points Earned: 96.59</b>	
<b>Score Before Incentives Credit</b>			<b>96.59%</b>
<b>Incentives Awarded</b>			<b>4.00 pts</b>
<b>PBP Verification</b>			<b>N/A pts</b>
<b>Total Score</b>			<b>100.59%</b>



DHS, DFCS, Office of Provider Management  
**Performance-Based Placement Measures**  
**RBWO Provider GA+SCORECARD - CPA**



Report Quarter: Q2 FY2018

**Provider/Program Name: Lookout Mountain Community Services Board - TREK**  
**Program/Ft.Oglethorpe (876) - CPA**

# New Foster Homes During Quarter: 2		# Children in Care During Quarter: 59	# Placements During Quarter: 60	# Children in Care On Last Day: 39
CPA Incentive Credits	Avg Performance All CPAs (%)	Provider Performance (%)*	Possible Points (Weight)	Provider Points Earned
Early EPSDT Medical Visits		100%	2	2.00
Early EPSDT Dental Visits		100%	2	2.00
Permanency Contacts		None Planned	5	
Additional Academic Supports		0%	2	0.00
Foster Hm Retention Rate (threshold = 90)		75%	2	0.00
Foster Hm Recruitment (threshold = 100)		25%	2	0.00
Active Agency Accreditation		0%	4	0.00
Staff Clinical Licensure		0%	5	0.00
<b>Incentives Total</b>	<b>4.93</b>		<b>24</b>	<b>4.00</b>
Maximum total combined incentive credit allowed is 10 points.			<b>Incentives Awarded</b>	<b>4.00</b>

\*Performance calculation descriptions can be found in the FY 2018 RBWO PBP Measurements and Standards Guide.

### Child Protective Services Investigations and Dispositions

The following investigations data, which is not used for scoring but is considered significant to a provider's performance, is from Georgia SHINES and is not considered final or complete until the end of the fiscal year.

Total Reports:	0
Number Screened In:	0
Number Screened Out:	0
Number Substantiated:	0
Number Unsubstantiated:	1
Number Active CPS Investigations:	-1



**DHS, DFCS, Office of Provider Management**  
**Performance-Based Placement Measures**  
**RBWO Provider GA+SCORECARD - CPA**  
**Report Quarter: Q2 FY2018**



**Provider/Program Name: Lutheran Services of Georgia - Lutheran of Albany (731) - CPA**

**1508 Whispering Pines Avenue, Albany, GA 31707**

**Phone: 229-432-7664**

**Vendor ID# 35450**

**Quarterly Scores (Grades)**

**Q1: 105.25 (A+)**

**Q2: 96.16 (A)**

**Q3: N/A**

**Q4: N/A**

**Current Quarter Score (Grade)**

**96.16%**

**(A)**

# New Foster Homes During Quarter: 3

# Children in Care During Quarter: 22

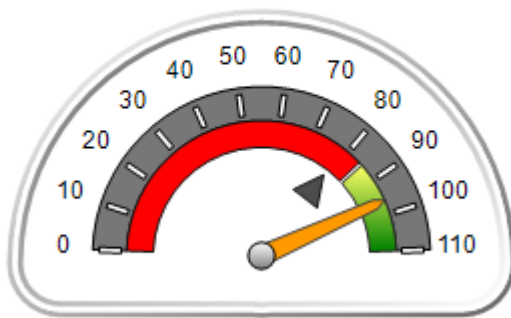
# Placements During Quarter: 24

# Children in Care On Last Day: 20

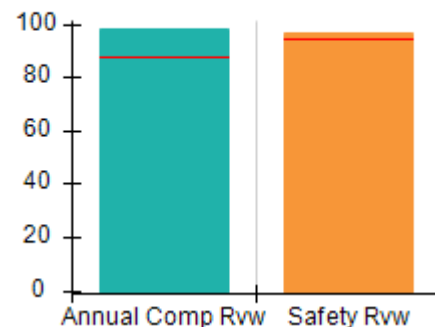
**Quarterly Provider Comparisons to All CPAs**

▼ — indicates average for all CPAs

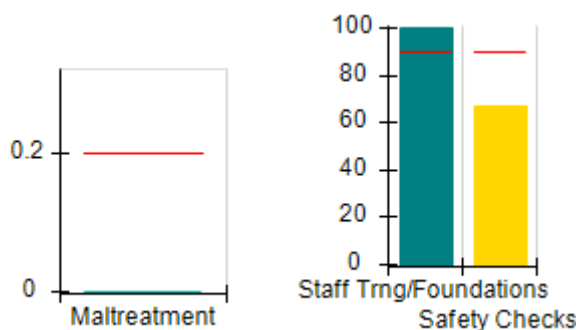
**Overall Score (%)**



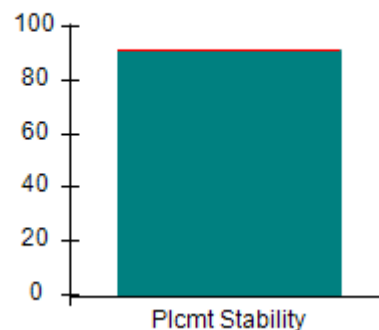
**OPM Monitoring Reviews (%)**



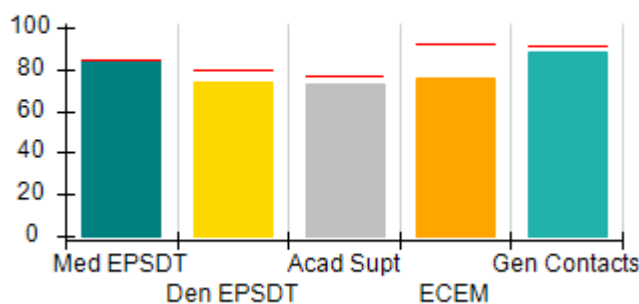
**Safety Outcomes (%)**



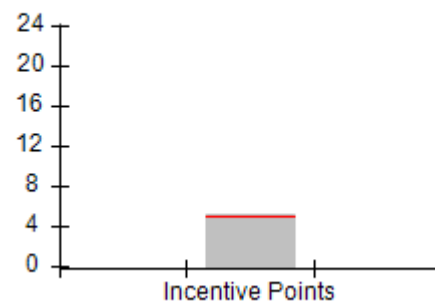
**Permanency Outcomes (%)**



**Well-Being Outcomes (%)**



**Incentives Earned (Points)**





**DHS, DFCS, Office of Provider Management**  
**Performance-Based Placement Measures**  
**RBWO Provider GA+SCORECARD - CPA**



**Report Quarter: Q2 FY2018**

**Provider/Program Name: Lutheran Services of Georgia - Lutheran of Albany (731) - CPA**

<b>1508 Whispering Pines Avenue, Albany, GA 31707</b>  <b>Phone: 229-432-7664</b>  <b>Vendor ID# 35450</b>		<b>Quarterly Scores (Grades)</b>		<b>Current Quarter Score (Grade)</b>
		<b>Q1: 105.25 (A+)</b>	<b>Q2: 96.16 (A)</b>	<b>96.16%</b>
		<b>Q3: N/A</b>	<b>Q4: N/A</b>	<b>(A)</b>
# New Foster Homes During Quarter: 3		# Children in Care During Quarter: 22	# Placements During Quarter: 24	# Children in Care On Last Day: 20
	<b>Avg Performance All CPAs (%)</b>	<b>Provider Performance (%)*</b>	<b>Possible Points (Weight)</b>	<b>Provider Points Earned</b>
<b>OPM Monitoring Reviews</b>				
Annual Comprehensive Reviews	88%	98%	25	24.58
Safety Reviews	94%	97%	15	14.49
<b>Monitoring Sub-Total</b>			<b>40</b>	<b>39.07</b>
<b>CPA Safety Outcomes</b>				
Incidence of Maltreatment	0.20%	No Substantiated Reports	10	10.00
Staff Training	90%	100%	5	5.00
Staff Safety Checks	90%	67%	5	3.35
<b>Safety Sub-Total</b>			<b>20</b>	<b>18.35</b>
<b>CPA Permanency Outcomes</b>				
Placement Stability	91%	91%	15	13.65
<b>Permanency Sub-Total</b>			<b>15</b>	<b>13.65</b>
<b>CPA Well-Being Outcomes</b>				
EPSDT Medical Visits	85%	84%	4	3.36
EPSDT Dental Visits	79%	74%	4	2.96
Academic Supports	77%	73%	3	2.19
Provider ECEM Visits	92%	76%	7	5.32
Provider General Contacts	91%	88%	7	6.16
Placements with Siblings	64%	32%	Not Scored	Not Scored
Placements within Legal County	18%	0%	Not Scored	Not Scored
<b>Well-Being Sub-Total</b>			<b>25</b>	<b>19.99</b>

\*Performance calculation descriptions can be found in the FY 2018 RBWO PBP Measurements and Standards Guide.

<b>Monitoring &amp; Outcomes: Possible Points = 100</b>	<b>Points Earned: 91.06</b>
<b>Score Before Incentives Credit</b>	<b>91.06%</b>
<b>Incentives Awarded</b>	<b>5.10 pts</b>
<b>PBP Verification</b>	<b>N/A pts</b>
<b>Total Score</b>	<b>96.16%</b>



**DHS, DFCS, Office of Provider Management**  
**Performance-Based Placement Measures**  
**RBWO Provider GA+SCORECARD - CPA**  
**Report Quarter: Q2 FY2018**



**Provider/Program Name: Lutheran Services of Georgia - Lutheran of Albany (731) - CPA**

# New Foster Homes During Quarter: 3		# Children in Care During Quarter: 22	# Placements During Quarter: 24	# Children in Care On Last Day: 20
CPA Incentive Credits	Avg Performance All CPAs (%)	Provider Performance (%)*	Possible Points (Weight)	Provider Points Earned
Early EPSDT Medical Visits		Not Eligible	2	
Early EPSDT Dental Visits		30%	2	0.60
Permanency Contacts		None Planned	5	
Additional Academic Supports		0%	2	0.00
Foster Hm Retention Rate (threshold = 90)		67%	2	0.00
Foster Hm Recruitment (threshold = 100)		200%	2	2.00
Active Agency Accreditation		50%	4	2.00
Staff Clinical Licensure		10%	5	0.50
<b>Incentives Total</b>	<b>4.93</b>		<b>24</b>	<b>5.10</b>
Maximum total combined incentive credit allowed is 10 points.			<b>Incentives Awarded</b>	<b>5.10</b>

\*Performance calculation descriptions can be found in the FY 2018 RBWO PBP Measurements and Standards Guide.

**Child Protective Services Investigations and Dispositions**

The following investigations data, which is not used for scoring but is considered significant to a provider's performance, is from Georgia SHINES and is not considered final or complete until the end of the fiscal year.

Total Reports:	0
Number Screened In:	0
Number Screened Out:	0
Number Substantiated:	0
Number Unsubstantiated:	0
Number Active CPS Investigations:	0





DHS, DFCS, Office of Provider Management

## Performance-Based Placement Measures

### RBWO Provider GA+SCORECARD - CPA



Report Quarter: Q2 FY2018

**Provider/Program Name: Lutheran Services of Georgia - Lutheran of Atlanta (728) - CPA**

230 Peachtree Street NW , Atlanta, GA 30303-1526

Phone: 404-591-7035

Vendor ID# 35451

#### Quarterly Scores (Grades)

Q1: 94.33 (A)

Q2: 96.78 (A)

Q3: N/A

Q4: N/A

#### Current Quarter Score (Grade)

96.78%

(A)

# New Foster Homes During Quarter: 3

# Children in Care During Quarter: 51

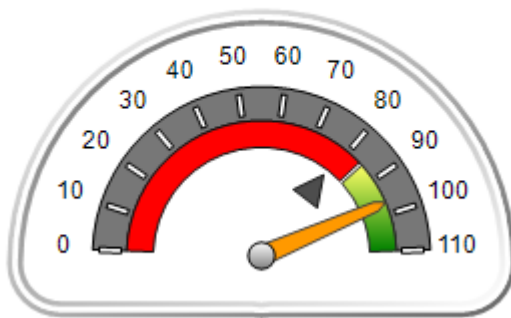
# Placements During Quarter: 51

# Children in Care On Last Day: 38

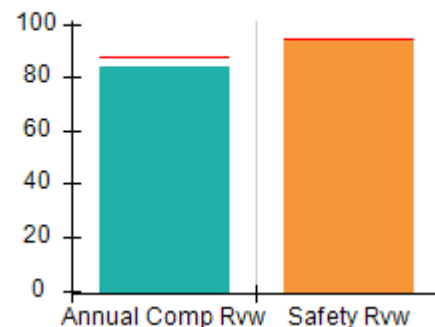
### Quarterly Provider Comparisons to All CPAs

▼ — indicates average for all CPAs

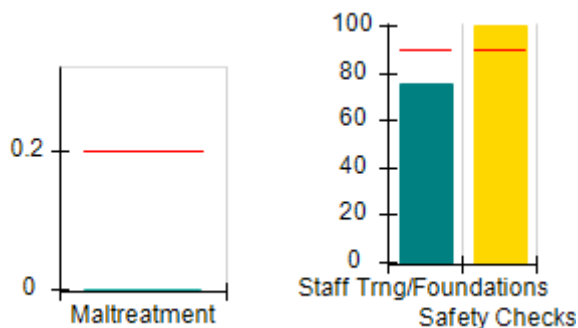
#### Overall Score (%)



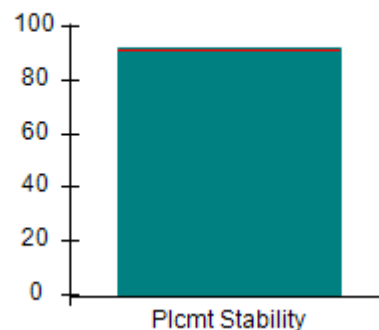
#### OPM Monitoring Reviews (%)



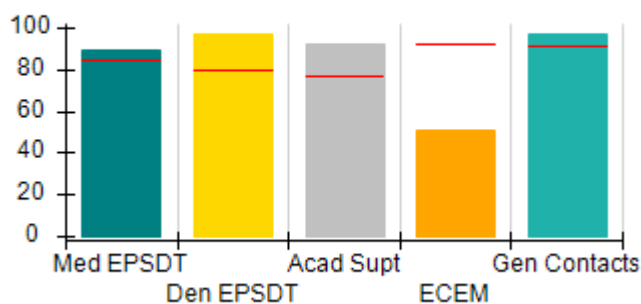
#### Safety Outcomes (%)



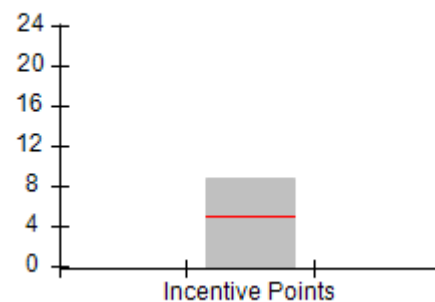
#### Permanency Outcomes (%)



#### Well-Being Outcomes (%)



#### Incentives Earned (Points)





DHS, DFCS, Office of Provider Management  
**Performance-Based Placement Measures**  
**RBWO Provider GA+SCORECARD - CPA**  
 Report Quarter: Q2 FY2018



**Provider/Program Name: Lutheran Services of Georgia - Lutheran of Atlanta (728) - CPA**

230 Peachtree Street NW , Atlanta, GA 30303-1526  Phone: 404-591-7035  Vendor ID# 35451		Quarterly Scores (Grades)		Current Quarter Score (Grade)
		Q1: 94.33 (A)	Q2: 96.78 (A)	96.78%
		Q3: N/A	Q4: N/A	(A)
# New Foster Homes During Quarter: 3		# Children in Care During Quarter: 51	# Placements During Quarter: 51	# Children in Care On Last Day: 38
	Avg Performance All CPAs (%)	Provider Performance (%)*	Possible Points (Weight)	Provider Points Earned
<b>OPM Monitoring Reviews</b>				
Annual Comprehensive Reviews	88%	84%	25	20.90
Safety Reviews	94%	94%	15	14.07
<b>Monitoring Sub-Total</b>			<b>40</b>	<b>34.97</b>
<b>CPA Safety Outcomes</b>				
Incidence of Maltreatment	0.20%	No Substantiated Reports	10	10.00
Staff Training	90%	75%	5	3.75
Staff Safety Checks	90%	100%	5	5.00
<b>Safety Sub-Total</b>			<b>20</b>	<b>18.75</b>
<b>CPA Permanency Outcomes</b>				
Placement Stability	91%	92%	15	13.80
<b>Permanency Sub-Total</b>			<b>15</b>	<b>13.80</b>
<b>CPA Well-Being Outcomes</b>				
EPSDT Medical Visits	85%	89%	4	3.56
EPSDT Dental Visits	79%	97%	4	3.88
Academic Supports	77%	92%	3	2.76
Provider ECEM Visits	92%	51%	7	3.57
Provider General Contacts	91%	97%	7	6.79
Placements with Siblings	64%	79%	Not Scored	Not Scored
Placements within Legal County	18%	7%	Not Scored	Not Scored
<b>Well-Being Sub-Total</b>			<b>25</b>	<b>20.56</b>

\*Performance calculation descriptions can be found in the FY 2018 RBWO PBP Measurements and Standards Guide.

<b>Monitoring &amp; Outcomes: Possible Points = 100</b>		<b>Points Earned: 88.08</b>	
<b>Score Before Incentives Credit</b>			<b>88.08%</b>
<b>Incentives Awarded</b>			<b>8.70 pts</b>
<b>PBP Verification</b>			<b>N/A pts</b>
<b>Total Score</b>			<b>96.78%</b>



**DHS, DFCS, Office of Provider Management**  
**Performance-Based Placement Measures**  
**RBWO Provider GA+SCORECARD - CPA**  
**Report Quarter: Q2 FY2018**



**Provider/Program Name: Lutheran Services of Georgia - Lutheran of Atlanta (728) - CPA**

# New Foster Homes During Quarter: 3		# Children in Care During Quarter: 51	# Placements During Quarter: 51	# Children in Care On Last Day: 38
CPA Incentive Credits	Avg Performance All CPAs (%)	Provider Performance (%)*	Possible Points (Weight)	Provider Points Earned
Early EPSDT Medical Visits		91%	2	1.82
Early EPSDT Dental Visits		94%	2	1.88
Permanency Contacts		0%	5	0.00
Additional Academic Supports		0%	2	0.00
Foster Hm Retention Rate (threshold = 90)		75%	2	0.00
Foster Hm Recruitment (threshold = 100)		125%	2	2.00
Active Agency Accreditation		50%	4	2.00
Staff Clinical Licensure		20%	5	1.00
<b>Incentives Total</b>	<b>4.93</b>		<b>24</b>	<b>8.70</b>
Maximum total combined incentive credit allowed is 10 points.			<b>Incentives Awarded</b>	<b>8.70</b>

\*Performance calculation descriptions can be found in the FY 2018 RBWO PBP Measurements and Standards Guide.

**Child Protective Services Investigations and Dispositions**

The following investigations data, which is not used for scoring but is considered significant to a provider's performance, is from Georgia SHINES and is not considered final or complete until the end of the fiscal year.

Total Reports:	0
Number Screened In:	0
Number Screened Out:	0
Number Substantiated:	0
Number Unsubstantiated:	0
Number Active CPS Investigations:	0



DHS, DFCS, Office of Provider Management  
**Performance-Based Placement Measures**  
**RBWO Provider GA+SCORECARD - CPA**



Report Quarter: Q2 FY2018

**Provider/Program Name: Lutheran Services of Georgia - Lutheran of Rome (4381) - CPA**

336 Broad Street, Rome, GA 30161

Phone: 706-232-1696

Vendor ID# 62037

**Quarterly Scores (Grades)**

Q1: 102.77 (A+)

Q2: 101.52 (A+)

Q3: N/A

Q4: N/A

**Current Quarter Score (Grade)**

**101.52%**

**(A+)**

# New Foster Homes During Quarter: 0

# Children in Care During Quarter: 25

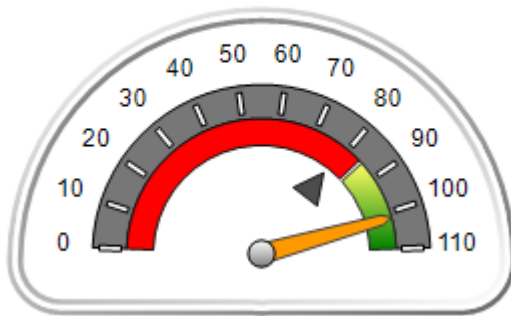
# Placements During Quarter: 25

# Children in Care On Last Day: 19

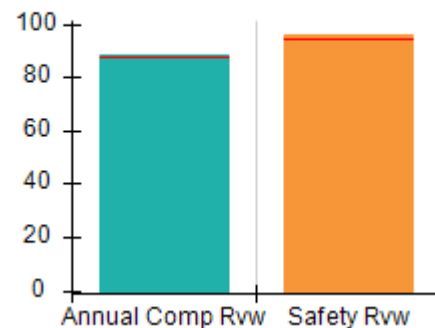
**Quarterly Provider Comparisons to All CPAs**

▼ — indicates average for all CPAs

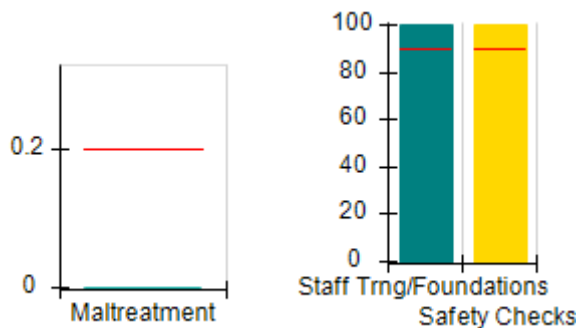
**Overall Score (%)**



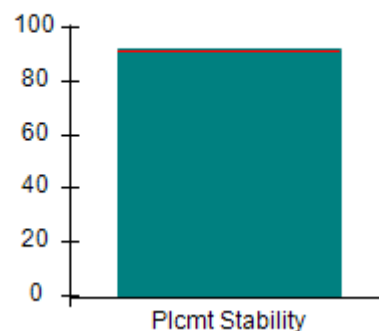
**OPM Monitoring Reviews (%)**



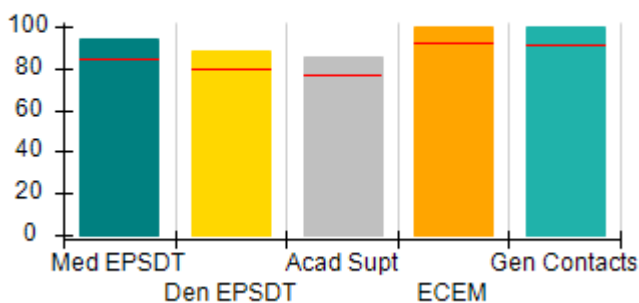
**Safety Outcomes (%)**



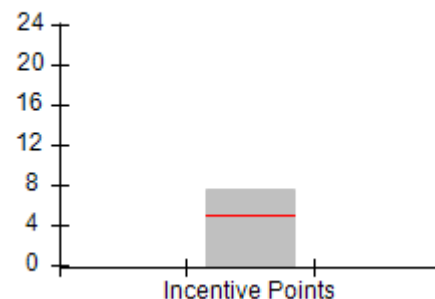
**Permanency Outcomes (%)**



**Well-Being Outcomes (%)**



**Incentives Earned (Points)**





DHS, DFCS, Office of Provider Management  
**Performance-Based Placement Measures**  
**RBWO Provider GA+SCORECARD - CPA**  
 Report Quarter: Q2 FY2018



**Provider/Program Name: Lutheran Services of Georgia - Lutheran of Rome (4381) - CPA**

<b>336 Broad Street, Rome, GA 30161</b>  <b>Phone: 706-232-1696</b>  <b>Vendor ID# 62037</b>		<b>Quarterly Scores (Grades)</b>		<b>Current Quarter Score (Grade)</b>
		<b>Q1: 102.77 (A+)</b>	<b>Q2: 101.52 (A+)</b>	<b>101.52% (A+)</b>
		<b>Q3: N/A</b>	<b>Q4: N/A</b>	
# New Foster Homes During Quarter: 0		# Children in Care During Quarter: 25	# Placements During Quarter: 25	# Children in Care On Last Day: 19
	<b>Avg Performance All CPAs (%)</b>	<b>Provider Performance (%)*</b>	<b>Possible Points (Weight)</b>	<b>Provider Points Earned</b>
<b>OPM Monitoring Reviews</b>				
Annual Comprehensive Reviews	88%	88%	25	22.01
Safety Reviews	94%	96%	15	14.38
<b>Monitoring Sub-Total</b>			<b>40</b>	<b>36.39</b>
<b>CPA Safety Outcomes</b>				
Incidence of Maltreatment	0.20%	No Substantiated Reports	10	10.00
Staff Training	90%	100%	5	5.00
Staff Safety Checks	90%	100%	5	5.00
<b>Safety Sub-Total</b>			<b>20</b>	<b>20.00</b>
<b>CPA Permanency Outcomes</b>				
Placement Stability	91%	92%	15	13.80
<b>Permanency Sub-Total</b>			<b>15</b>	<b>13.80</b>
<b>CPA Well-Being Outcomes</b>				
EPSDT Medical Visits	85%	94%	4	3.76
EPSDT Dental Visits	79%	88%	4	3.52
Academic Supports	77%	85%	3	2.55
Provider ECEM Visits	92%	100%	7	7.00
Provider General Contacts	91%	100%	7	7.00
Placements with Siblings	64%	59%	Not Scored	Not Scored
Placements within Legal County	18%	29%	Not Scored	Not Scored
<b>Well-Being Sub-Total</b>			<b>25</b>	<b>23.83</b>

\*Performance calculation descriptions can be found in the FY 2018 RBWO PBP Measurements and Standards Guide.

<b>Monitoring &amp; Outcomes: Possible Points = 100</b>		<b>Points Earned: 94.02</b>	
<b>Score Before Incentives Credit</b>			<b>94.02%</b>
<b>Incentives Awarded</b>			<b>7.50 pts</b>
<b>PBP Verification</b>			<b>N/A pts</b>
<b>Total Score</b>			<b>101.52%</b>



**DHS, DFCS, Office of Provider Management**  
**Performance-Based Placement Measures**  
**RBWO Provider GA+SCORECARD - CPA**  
**Report Quarter: Q2 FY2018**



**Provider/Program Name: Lutheran Services of Georgia - Lutheran of Rome (4381) - CPA**

# New Foster Homes During Quarter: 0		# Children in Care During Quarter: 25	# Placements During Quarter: 25	# Children in Care On Last Day: 19
CPA Incentive Credits	Avg Performance All CPAs (%)	Provider Performance (%)*	Possible Points (Weight)	Provider Points Earned
Early EPSDT Medical Visits		100%	2	2.00
Early EPSDT Dental Visits		50%	2	1.00
Permanency Contacts		0%	5	0.00
Additional Academic Supports		0%	2	0.00
Foster Hm Retention Rate (threshold = 90)		100%	2	2.00
Foster Hm Recruitment (threshold = 100)		0%	2	0.00
Active Agency Accreditation		50%	4	2.00
Staff Clinical Licensure		10%	5	0.50
<b>Incentives Total</b>	<b>4.93</b>		<b>24</b>	<b>7.50</b>
Maximum total combined incentive credit allowed is 10 points.			<b>Incentives Awarded</b>	<b>7.50</b>

\*Performance calculation descriptions can be found in the FY 2018 RBWO PBP Measurements and Standards Guide.

**Child Protective Services Investigations and Dispositions**

The following investigations data, which is not used for scoring but is considered significant to a provider's performance, is from Georgia SHINES and is not considered final or complete until the end of the fiscal year.

Total Reports:	0
Number Screened In:	0
Number Screened Out:	0
Number Substantiated:	0
Number Unsubstantiated:	0
Number Active CPS Investigations:	0



DHS, DFCS, Office of Provider Management

## Performance-Based Placement Measures

### RBWO Provider GA+SCORECARD - CPA



Report Quarter: Q2 FY2018

**Provider/Program Name: Lutheran Services of Georgia - Lutheran of Savannah (730) - CPA**

401 Mall Blvd. Suite 2F, Savannah, GA 31405

Phone: 912-353-8875

Vendor ID# 35452

Quarterly Scores (Grades)

Q1: 96.92 (A)

Q2: 98.37 (A+)

Q3: N/A

Q4: N/A

Current Quarter Score (Grade)

98.37%

(A+)

# New Foster Homes During Quarter: 1

# Children in Care During Quarter: 27

# Placements During Quarter: 36

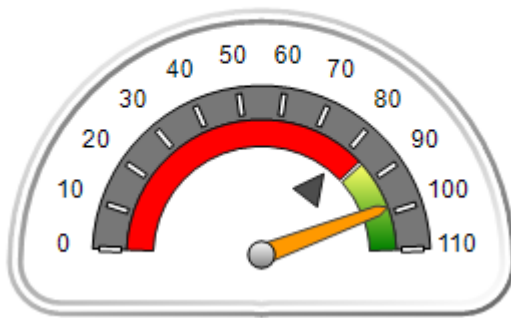
# Children in Care On Last Day: 24

### Quarterly Provider Comparisons to All CPAs

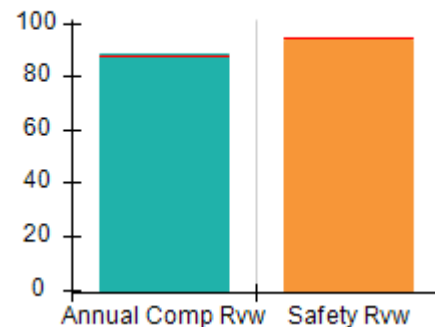


indicates average for all CPAs

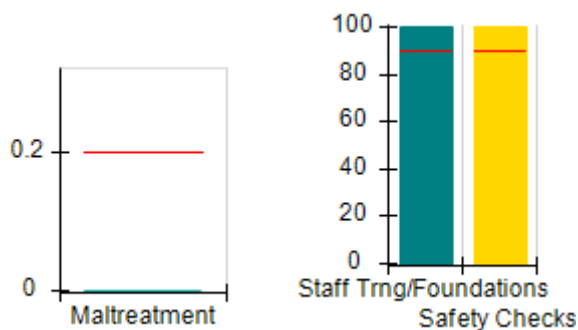
Overall Score (%)



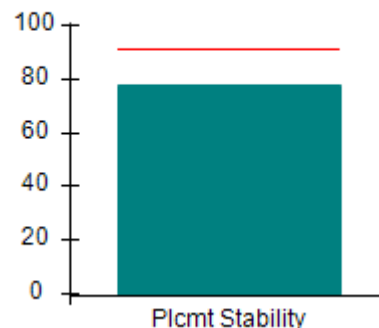
OPM Monitoring Reviews (%)



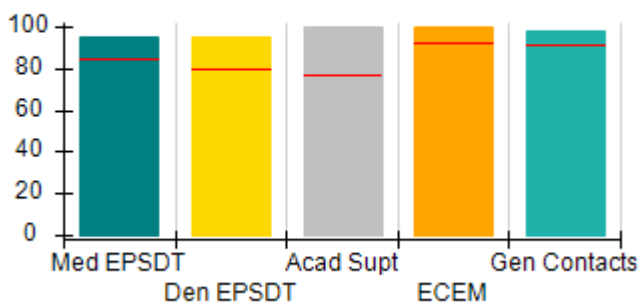
Safety Outcomes (%)



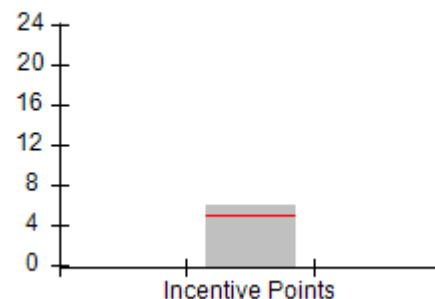
Permanency Outcomes (%)



Well-Being Outcomes (%)



Incentives Earned (Points)





DHS, DFCS, Office of Provider Management  
**Performance-Based Placement Measures**  
**RBWO Provider GA+SCORECARD - CPA**



Report Quarter: Q2 FY2018

**Provider/Program Name: Lutheran Services of Georgia - Lutheran of Savannah (730) - CPA**

<b>401 Mall Blvd. Suite 2F, Savannah, GA 31405</b>  <b>Phone: 912-353-8875</b>  <b>Vendor ID# 35452</b>		Quarterly Scores (Grades)		Current Quarter Score (Grade)
		Q1: 96.92 (A)	Q2: 98.37 (A+)	<b>98.37%</b> <b>(A+)</b>
		Q3: N/A	Q4: N/A	
# New Foster Homes During Quarter: 1		# Children in Care During Quarter: 27	# Placements During Quarter: 36	# Children in Care On Last Day: 24
	Avg Performance All CPAs (%)	Provider Performance (%)*	Possible Points (Weight)	Provider Points Earned
<b>OPM Monitoring Reviews</b>				
Annual Comprehensive Reviews	88%	89%	25	22.17
Safety Reviews	94%	94%	15	14.09
<b>Monitoring Sub-Total</b>			<b>40</b>	<b>36.25</b>
<b>CPA Safety Outcomes</b>				
Incidence of Maltreatment	0.20%	No Substantiated Reports	10	10.00
Staff Training	90%	100%	5	5.00
Staff Safety Checks	90%	100%	5	5.00
<b>Safety Sub-Total</b>			<b>20</b>	<b>20.00</b>
<b>CPA Permanency Outcomes</b>				
Placement Stability	91%	78%	15	11.70
<b>Permanency Sub-Total</b>			<b>15</b>	<b>11.70</b>
<b>CPA Well-Being Outcomes</b>				
EPSDT Medical Visits	85%	95%	4	3.80
EPSDT Dental Visits	79%	95%	4	3.80
Academic Supports	77%	100%	3	3.00
Provider ECEM Visits	92%	100%	7	7.00
Provider General Contacts	91%	98%	7	6.86
Placements with Siblings	64%	100%	Not Scored	Not Scored
Placements within Legal County	18%	67%	Not Scored	Not Scored
<b>Well-Being Sub-Total</b>			<b>25</b>	<b>24.46</b>

\*Performance calculation descriptions can be found in the FY 2018 RBWO PBP Measurements and Standards Guide.

<b>Monitoring &amp; Outcomes: Possible Points = 100</b>		<b>Points Earned: 92.41</b>	
<b>Score Before Incentives Credit</b>			<b>92.41%</b>
<b>Incentives Awarded</b>			<b>5.96 pts</b>
<b>PBP Verification</b>			<b>N/A pts</b>
<b>Total Score</b>			<b>98.37%</b>





**DHS, DFCS, Office of Provider Management**  
**Performance-Based Placement Measures**  
**RBWO Provider GA+SCORECARD - CPA**



**Report Quarter: Q2 FY2018**

**Provider/Program Name: Lutheran Services of Georgia - Lutheran of Savannah (730) - CPA**

# New Foster Homes During Quarter: 1		# Children in Care During Quarter: 27	# Placements During Quarter: 36	# Children in Care On Last Day: 24
CPA Incentive Credits	Avg Performance All CPAs (%)	Provider Performance (%)*	Possible Points (Weight)	Provider Points Earned
Early EPSDT Medical Visits		0%	2	0.00
Early EPSDT Dental Visits		73%	2	1.46
Permanency Contacts		None Planned	5	
Additional Academic Supports		0%	2	0.00
Foster Hm Retention Rate (threshold = 90)		93%	2	2.00
Foster Hm Recruitment (threshold = 100)		33%	2	0.00
Active Agency Accreditation		50%	4	2.00
Staff Clinical Licensure		10%	5	0.50
<b>Incentives Total</b>	<b>4.93</b>		<b>24</b>	<b>5.96</b>
Maximum total combined incentive credit allowed is 10 points.			<b>Incentives Awarded</b>	<b>5.96</b>

\*Performance calculation descriptions can be found in the FY 2018 RBWO PBP Measurements and Standards Guide.

**Child Protective Services Investigations and Dispositions**

The following investigations data, which is not used for scoring but is considered significant to a provider's performance, is from Georgia SHINES and is not considered final or complete until the end of the fiscal year.

Total Reports:	3
Number Screened In:	3
Number Screened Out:	0
Number Substantiated:	0
Number Unsubstantiated:	0
Number Active CPS Investigations:	3



DHS, DFCS, Office of Provider Management  
**Performance-Based Placement Measures**  
**RBWO Provider GA+SCORECARD - CPA**  
Report Quarter: Q2 FY2018



**Provider/Program Name: Mentor Network - Albany (733) - CPA**

2200 Watergate Court, Albany, GA 31707

Phone: 229-435-6601

Vendor ID# 35498

**Quarterly Scores (Grades)**

Q1: 96.85 (A)

Q2: 96.40 (A)

Q3: N/A

Q4: N/A

**Current Quarter Score (Grade)**

**96.40%**

**(A)**

# New Foster Homes During Quarter: 3

# Children in Care During Quarter: 110

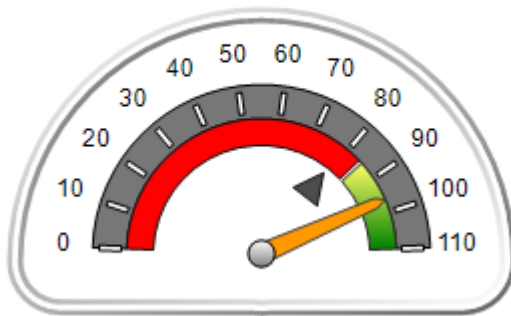
# Placements During Quarter: 124

# Children in Care On Last Day: 99

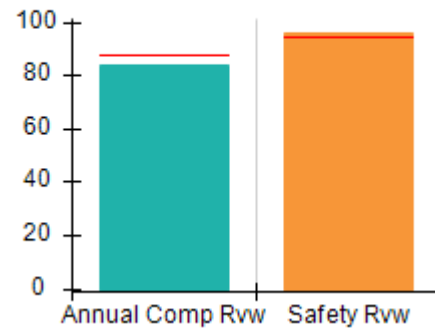
**Quarterly Provider Comparisons to All CPAs**

— indicates average for all CPAs

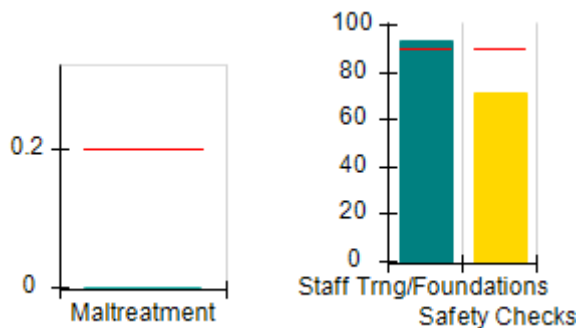
**Overall Score (%)**



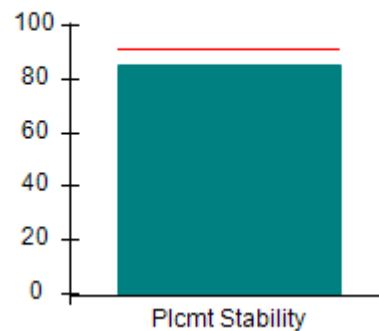
**OPM Monitoring Reviews (%)**



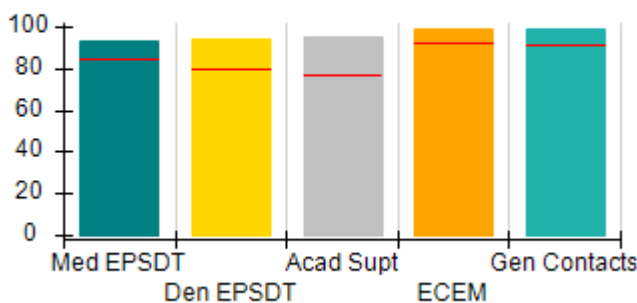
**Safety Outcomes (%)**



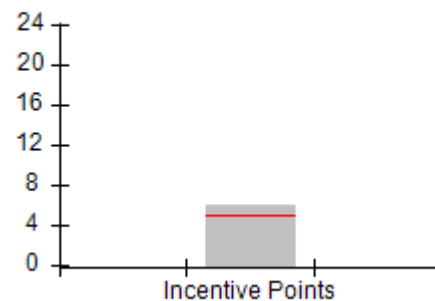
**Permanency Outcomes (%)**



**Well-Being Outcomes (%)**



**Incentives Earned (Points)**





DHS, DFCS, Office of Provider Management  
**Performance-Based Placement Measures**  
**RBWO Provider GA+SCORECARD - CPA**  
 Report Quarter: Q2 FY2018



**Provider/Program Name: Mentor Network - Albany (733) - CPA**

2200 Watergate Court, Albany, GA 31707  Phone: 229-435-6601  Vendor ID# 35498		Quarterly Scores (Grades)		Current Quarter Score (Grade)
		Q1: 96.85 (A)	Q2: 96.40 (A)	96.40%
		Q3: N/A	Q4: N/A	(A)
# New Foster Homes During Quarter: 3		# Children in Care During Quarter: 110	# Placements During Quarter: 124	# Children in Care On Last Day: 99
	Avg Performance All CPAs (%)	Provider Performance (%)*	Possible Points (Weight)	Provider Points Earned
<b>OPM Monitoring Reviews</b>				
Annual Comprehensive Reviews	88%	84%	25	21.02
Safety Reviews	94%	96%	15	14.34
<b>Monitoring Sub-Total</b>			<b>40</b>	<b>35.36</b>
<b>CPA Safety Outcomes</b>				
Incidence of Maltreatment	0.20%	No Substantiated Reports	10	10.00
Staff Training	90%	93%	5	4.65
Staff Safety Checks	90%	71%	5	3.55
<b>Safety Sub-Total</b>			<b>20</b>	<b>18.20</b>
<b>CPA Permanency Outcomes</b>				
Placement Stability	91%	85%	15	12.75
<b>Permanency Sub-Total</b>			<b>15</b>	<b>12.75</b>
<b>CPA Well-Being Outcomes</b>				
EPSDT Medical Visits	85%	93%	4	3.72
EPSDT Dental Visits	79%	94%	4	3.76
Academic Supports	77%	95%	3	2.85
Provider ECEM Visits	92%	99%	7	6.93
Provider General Contacts	91%	99%	7	6.93
Placements with Siblings	64%	51%	Not Scored	Not Scored
Placements within Legal County	18%	15%	Not Scored	Not Scored
<b>Well-Being Sub-Total</b>			<b>25</b>	<b>24.19</b>

\*Performance calculation descriptions can be found in the FY 2018 RBWO PBP Measurements and Standards Guide.

<b>Monitoring &amp; Outcomes: Possible Points = 100</b>		<b>Points Earned: 90.50</b>	
<b>Score Before Incentives Credit</b>			<b>90.50%</b>
<b>Incentives Awarded</b>			<b>5.90 pts</b>
<b>PBP Verification</b>			<b>N/A pts</b>
<b>Total Score</b>			<b>96.40%</b>



**DHS, DFCS, Office of Provider Management**  
**Performance-Based Placement Measures**  
**RBWO Provider GA+SCORECARD - CPA**



**Report Quarter: Q2 FY2018**

**Provider/Program Name: Mentor Network - Albany (733) - CPA**

# New Foster Homes During Quarter: 3		# Children in Care During Quarter: 110	# Placements During Quarter: 124	# Children in Care On Last Day: 99
CPA Incentive Credits	Avg Performance All CPAs (%)	Provider Performance (%)*	Possible Points (Weight)	Provider Points Earned
Early EPSDT Medical Visits		78%	2	1.56
Early EPSDT Dental Visits		88%	2	1.76
Permanency Contacts		0%	5	0.00
Additional Academic Supports		4%	2	0.08
Foster Hm Retention Rate (threshold = 90)		80%	2	0.00
Foster Hm Recruitment (threshold = 100)		75%	2	0.00
Active Agency Accreditation		50%	4	2.00
Staff Clinical Licensure		10%	5	0.50
<b>Incentives Total</b>	<b>4.93</b>		<b>24</b>	<b>5.90</b>
Maximum total combined incentive credit allowed is 10 points.			<b>Incentives Awarded</b>	<b>5.90</b>

\*Performance calculation descriptions can be found in the FY 2018 RBWO PBP Measurements and Standards Guide.

**Child Protective Services Investigations and Dispositions**

The following investigations data, which is not used for scoring but is considered significant to a provider's performance, is from Georgia SHINES and is not considered final or complete until the end of the fiscal year.

Total Reports:	1
Number Screened In:	0
Number Screened Out:	1
Number Substantiated:	0
Number Unsubstantiated:	2
Number Active CPS Investigations:	-2



DHS, DFCS, Office of Provider Management

## Performance-Based Placement Measures

### RBWO Provider GA+SCORECARD - CPA



Report Quarter: Q2 FY2018

**Provider/Program Name: Mentor Network - Mentor Athens (734) - CPA**

185 Ben Burton Circle, Bogart, GA 30622

Phone: 706-425-1814

Vendor ID# 35497

Quarterly Scores (Grades)

Q1: 103.34 (A+)

Q2: 90.60 (A-)

Q3: N/A

Q4: N/A

Current Quarter Score (Grade)

**90.60%**

**(A-)**

# New Foster Homes During Quarter: 0

# Children in Care During Quarter: 31

# Placements During Quarter: 31

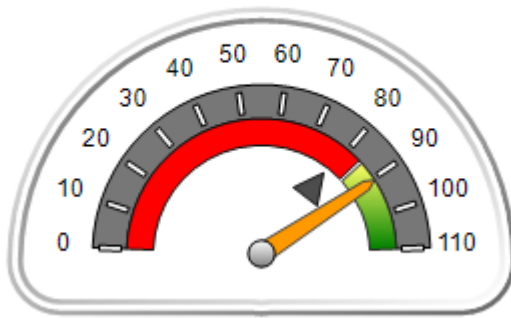
# Children in Care On Last Day: 27

### Quarterly Provider Comparisons to All CPAs

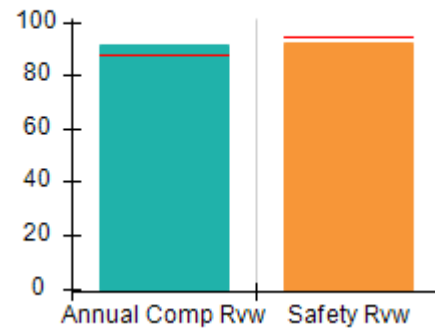


indicates average for all CPAs

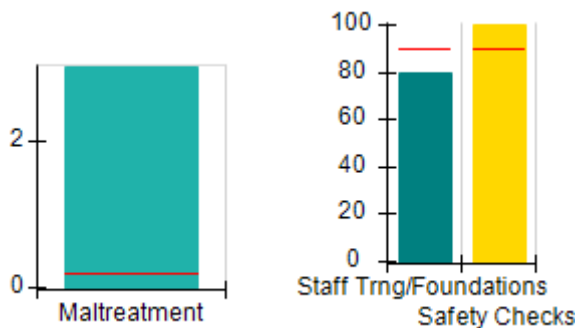
Overall Score (%)



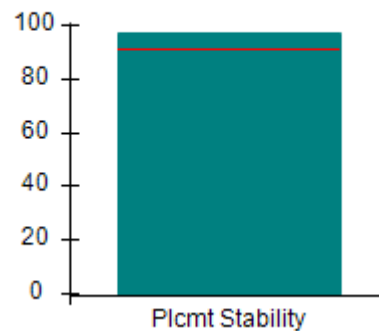
OPM Monitoring Reviews (%)



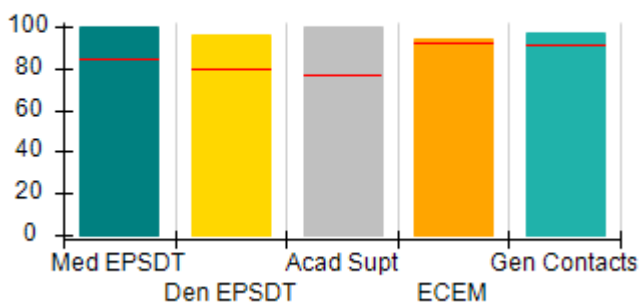
Safety Outcomes (%)



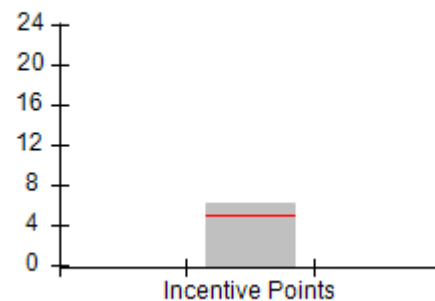
Permanency Outcomes (%)



Well-Being Outcomes (%)



Incentives Earned (Points)





DHS, DFCS, Office of Provider Management  
**Performance-Based Placement Measures**  
**RBWO Provider GA+SCORECARD - CPA**  
 Report Quarter: Q2 FY2018



**Provider/Program Name: Mentor Network - Mentor Athens (734) - CPA**

185 Ben Burton Circle, Bogart, GA 30622 Phone: 706-425-1814 Vendor ID# 35497		Quarterly Scores (Grades)		Current Quarter Score (Grade)
		Q1: 103.34 (A+)	Q2: 90.60 (A-)	90.60% (A-)
		Q3: N/A	Q4: N/A	
# New Foster Homes During Quarter: 0		# Children in Care During Quarter: 31	# Placements During Quarter: 31	# Children in Care On Last Day: 27
	Avg Performance All CPAs (%)	Provider Performance (%)*	Possible Points (Weight)	Provider Points Earned
<b>OPM Monitoring Reviews</b>				
Annual Comprehensive Reviews	88%	91%	25	22.81
Safety Reviews	94%	92%	15	13.79
<b>Monitoring Sub-Total</b>			<b>40</b>	<b>36.60</b>
<b>CPA Safety Outcomes</b>				
Incidence of Maltreatment	0.20%	1 Substantiated Report	10	0.00
Staff Training	90%	80%	5	4.00
Staff Safety Checks	90%	100%	5	5.00
<b>Safety Sub-Total</b>			<b>20</b>	<b>9.00</b>
<b>CPA Permanency Outcomes</b>				
Placement Stability	91%	97%	15	14.55
<b>Permanency Sub-Total</b>			<b>15</b>	<b>14.55</b>
<b>CPA Well-Being Outcomes</b>				
EPSDT Medical Visits	85%	100%	4	4.00
EPSDT Dental Visits	79%	96%	4	3.84
Academic Supports	77%	100%	3	3.00
Provider ECEM Visits	92%	94%	7	6.58
Provider General Contacts	91%	97%	7	6.79
Placements with Siblings	64%	56%	Not Scored	Not Scored
Placements within Legal County	18%	13%	Not Scored	Not Scored
<b>Well-Being Sub-Total</b>			<b>25</b>	<b>24.21</b>

\*Performance calculation descriptions can be found in the FY 2018 RBWO PBP Measurements and Standards Guide.

<b>Monitoring &amp; Outcomes: Possible Points = 100</b>		<b>Points Earned: 84.36</b>	
<b>Score Before Incentives Credit</b>			<b>84.36%</b>
<b>Incentives Awarded</b>			<b>6.24 pts</b>
<b>PBP Verification</b>			<b>N/A pts</b>
<b>Total Score</b>			<b>90.60%</b>



**DHS, DFCS, Office of Provider Management**  
**Performance-Based Placement Measures**  
**RBWO Provider GA+SCORECARD - CPA**  
**Report Quarter: Q2 FY2018**



**Provider/Program Name: Mentor Network - Mentor Athens (734) - CPA**

# New Foster Homes During Quarter: 0		# Children in Care During Quarter: 31	# Placements During Quarter: 31	# Children in Care On Last Day: 27
CPA Incentive Credits	Avg Performance All CPAs (%)	Provider Performance (%)*	Possible Points (Weight)	Provider Points Earned
Early EPSDT Medical Visits		100%	2	2.00
Early EPSDT Dental Visits		80%	2	1.60
Permanency Contacts		0%	5	0.00
Additional Academic Supports		7%	2	0.14
Foster Hm Retention Rate (threshold = 90)		73%	2	0.00
Foster Hm Recruitment (threshold = 100)		0%	2	0.00
Active Agency Accreditation		50%	4	2.00
Staff Clinical Licensure		10%	5	0.50
<b>Incentives Total</b>	<b>4.93</b>		<b>24</b>	<b>6.24</b>
Maximum total combined incentive credit allowed is 10 points.			<b>Incentives Awarded</b>	<b>6.24</b>

\*Performance calculation descriptions can be found in the FY 2018 RBWO PBP Measurements and Standards Guide.

**Child Protective Services Investigations and Dispositions**

The following investigations data, which is not used for scoring but is considered significant to a provider's performance, is from Georgia SHINES and is not considered final or complete until the end of the fiscal year.

Total Reports:	0
Number Screened In:	0
Number Screened Out:	0
Number Substantiated:	1
Number Unsubstantiated:	1
Number Active CPS Investigations:	-2



**DHS, DFCS, Office of Provider Management**  
**Performance-Based Placement Measures**  
**RBWO Provider GA+SCORECARD - CPA**  
**Report Quarter: Q2 FY2018**

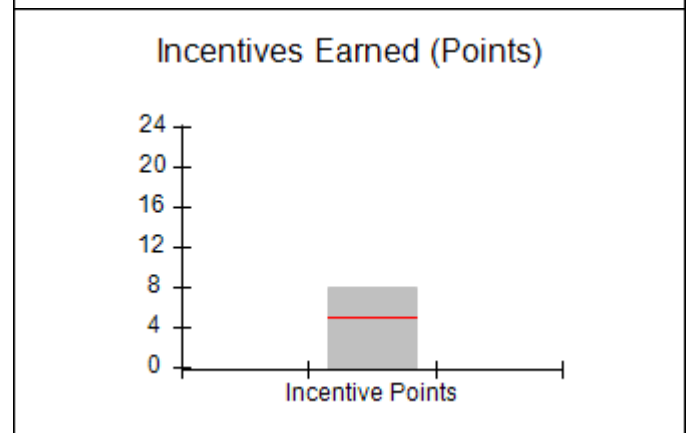
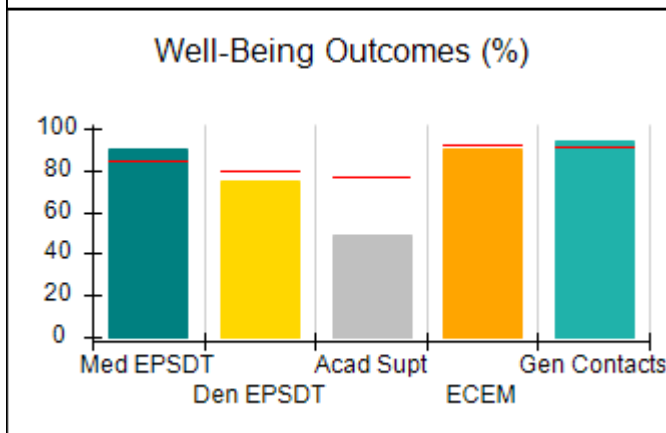
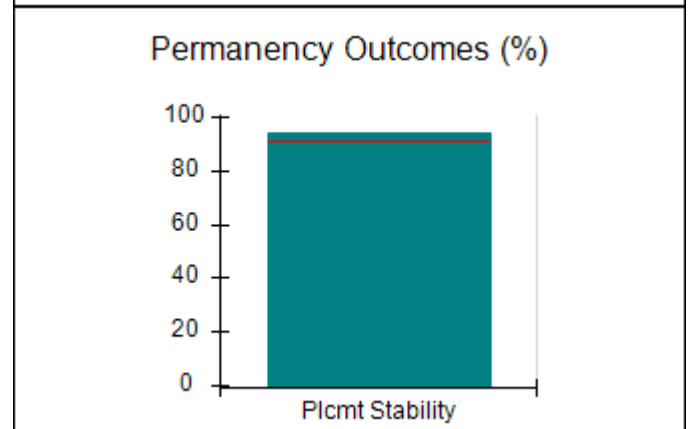
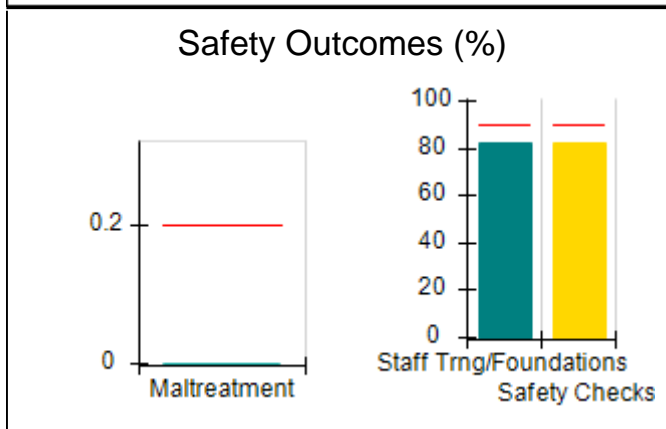
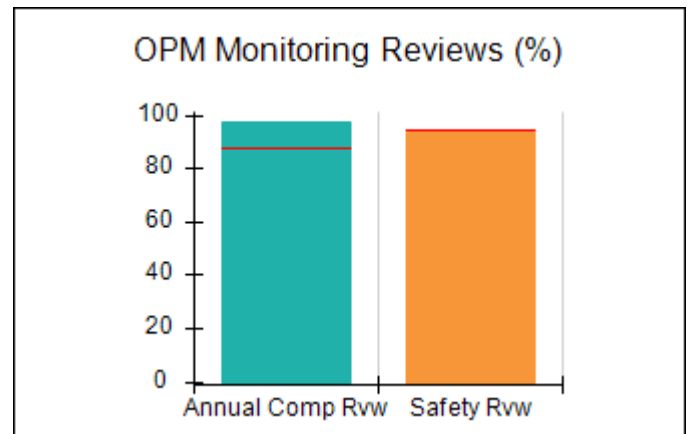
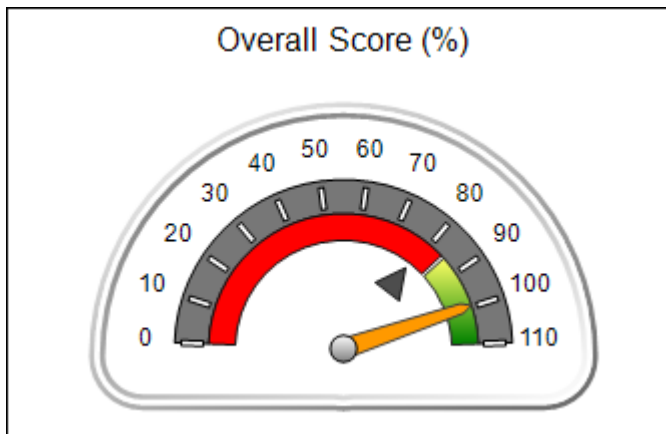


**Provider/Program Name: Mentor Network - Mentor Atlanta (736) - CPA**

<b>2302 Parklake Drive, Atlanta, GA 30345</b>  <b>Phone: 470-362-7216</b>  <b>Vendor ID# 35493</b>	Quarterly Scores (Grades)		Current Quarter Score (Grade)
	Q1: 100.55 (A+)	Q2: 99.58 (A+)	<b>99.58%</b> <b>(A+)</b>
	Q3: N/A	Q4: N/A	
# New Foster Homes During Quarter: 1	# Children in Care During Quarter: 83	# Placements During Quarter: 85	# Children in Care On Last Day: 70

**Quarterly Provider Comparisons to All CPAs**

▼ — indicates average for all CPAs







DHS, DFCS, Office of Provider Management  
**Performance-Based Placement Measures**  
**RBWO Provider GA+SCORECARD - CPA**  
 Report Quarter: Q2 FY2018



**Provider/Program Name: Mentor Network - Mentor Atlanta (736) - CPA**

2302 Parklake Drive, Atlanta, GA 30345  Phone: 470-362-7216  Vendor ID# 35493		Quarterly Scores (Grades)		Current Quarter Score (Grade)
		Q1: 100.55 (A+)	Q2: 99.58 (A+)	99.58% (A+)
		Q3: N/A	Q4: N/A	
# New Foster Homes During Quarter: 1		# Children in Care During Quarter: 83	# Placements During Quarter: 85	# Children in Care On Last Day: 70
	Avg Performance All CPAs (%)	Provider Performance (%)*	Possible Points (Weight)	Provider Points Earned
<b>OPM Monitoring Reviews</b>				
Annual Comprehensive Reviews	88%	97%	25	24.36
Safety Reviews	94%	94%	15	14.09
<b>Monitoring Sub-Total</b>			<b>40</b>	<b>38.45</b>
<b>CPA Safety Outcomes</b>				
Incidence of Maltreatment	0.20%	No Substantiated Reports	10	10.00
Staff Training	90%	82%	5	4.10
Staff Safety Checks	90%	82%	5	4.10
<b>Safety Sub-Total</b>			<b>20</b>	<b>18.20</b>
<b>CPA Permanency Outcomes</b>				
Placement Stability	91%	94%	15	14.10
<b>Permanency Sub-Total</b>			<b>15</b>	<b>14.10</b>
<b>CPA Well-Being Outcomes</b>				
EPSDT Medical Visits	85%	90%	4	3.60
EPSDT Dental Visits	79%	75%	4	3.00
Academic Supports	77%	49%	3	1.47
Provider ECEM Visits	92%	90%	7	6.30
Provider General Contacts	91%	94%	7	6.58
Placements with Siblings	64%	73%	Not Scored	Not Scored
Placements within Legal County	18%	6%	Not Scored	Not Scored
<b>Well-Being Sub-Total</b>			<b>25</b>	<b>20.95</b>

\*Performance calculation descriptions can be found in the FY 2018 RBWO PBP Measurements and Standards Guide.

<b>Monitoring &amp; Outcomes: Possible Points = 100</b>		<b>Points Earned: 91.70</b>	
<b>Score Before Incentives Credit</b>			<b>91.70%</b>
<b>Incentives Awarded</b>			<b>7.88 pts</b>
<b>PBP Verification</b>			<b>N/A pts</b>
<b>Total Score</b>			<b>99.58%</b>



DHS, DFCS, Office of Provider Management  
**Performance-Based Placement Measures**  
**RBWO Provider GA+SCORECARD - CPA**  
Report Quarter: Q2 FY2018



**Provider/Program Name: Mentor Network - Mentor Atlanta (736) - CPA**

# New Foster Homes During Quarter: 1		# Children in Care During Quarter: 83	# Placements During Quarter: 85	# Children in Care On Last Day: 70
CPA Incentive Credits	Avg Performance All CPAs (%)	Provider Performance (%)*	Possible Points (Weight)	Provider Points Earned
Early EPSDT Medical Visits		56%	2	1.12
Early EPSDT Dental Visits		38%	2	0.76
Permanency Contacts		0%	5	0.00
Additional Academic Supports		0%	2	0.00
Foster Hm Retention Rate (threshold = 90)		91%	2	2.00
Foster Hm Recruitment (threshold = 100)		75%	2	0.00
Active Agency Accreditation		100%	4	4.00
Staff Clinical Licensure		0%	5	0.00
<b>Incentives Total</b>	<b>4.93</b>		<b>24</b>	<b>7.88</b>
Maximum total combined incentive credit allowed is 10 points.			<b>Incentives Awarded</b>	<b>7.88</b>

\*Performance calculation descriptions can be found in the FY 2018 RBWO PBP Measurements and Standards Guide.

**Child Protective Services Investigations and Dispositions**

The following investigations data, which is not used for scoring but is considered significant to a provider's performance, is from Georgia SHINES and is not considered final or complete until the end of the fiscal year.

Total Reports:	6
Number Screened In:	5
Number Screened Out:	1
Number Substantiated:	0
Number Unsubstantiated:	5
Number Active CPS Investigations:	0



DHS, DFCS, Office of Provider Management  
**Performance-Based Placement Measures**  
**RBWO Provider GA+SCORECARD - CPA**



Report Quarter: Q2 FY2018

**Provider/Program Name: Mentor Network - Mentor Augusta (737) - CPA**

4210 Columbia Rd., Martinez, GA 30907

Phone: 706-868-5268

Vendor ID# 35495

Quarterly Scores (Grades)

Q1: 96.51 (A)

Q2: 98.26 (A+)

Q3: N/A

Q4: N/A

Current Quarter Score (Grade)

**98.26%**

**(A+)**

# New Foster Homes During Quarter: 1

# Children in Care During Quarter: 43

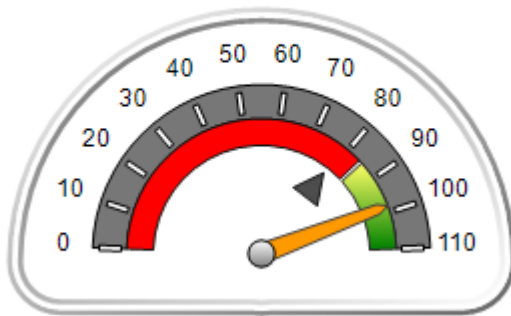
# Placements During Quarter: 44

# Children in Care On Last Day: 36

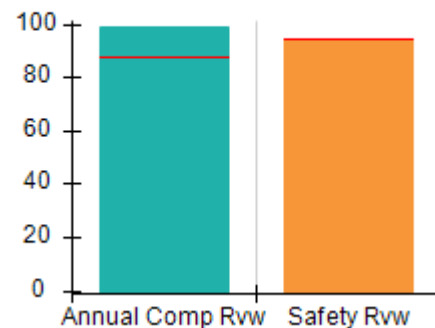
**Quarterly Provider Comparisons to All CPAs**

— indicates average for all CPAs

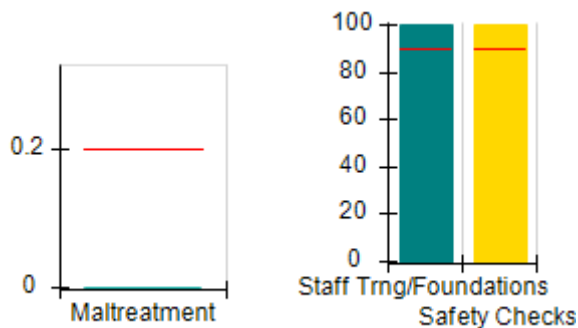
Overall Score (%)



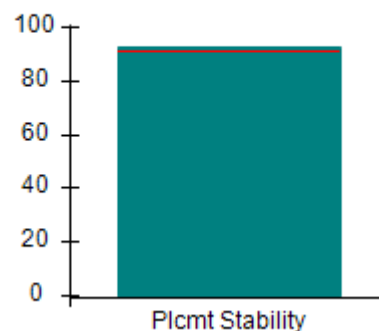
OPM Monitoring Reviews (%)



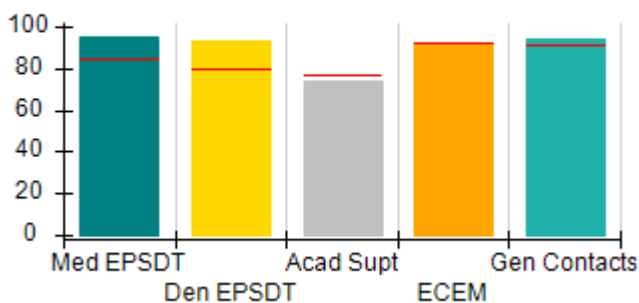
Safety Outcomes (%)



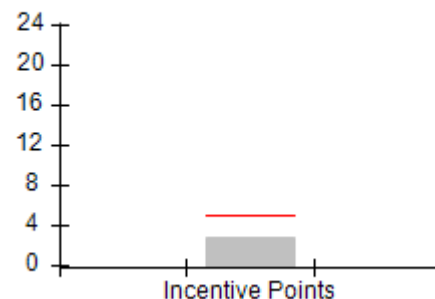
Permanency Outcomes (%)



Well-Being Outcomes (%)



Incentives Earned (Points)





DHS, DFCS, Office of Provider Management  
**Performance-Based Placement Measures**  
**RBWO Provider GA+SCORECARD - CPA**  
 Report Quarter: Q2 FY2018



**Provider/Program Name: Mentor Network - Mentor Augusta (737) - CPA**

<b>4210 Columbia Rd., Martinez, GA 30907</b>  <b>Phone: 706-868-5268</b>  <b>Vendor ID# 35495</b>		<b>Quarterly Scores (Grades)</b>		<b>Current Quarter Score (Grade)</b>
		<b>Q1: 96.51 (A)</b>	<b>Q2: 98.26 (A+)</b>	<b>98.26% (A+)</b>
		<b>Q3: N/A</b>	<b>Q4: N/A</b>	
# New Foster Homes During Quarter: 1		# Children in Care During Quarter: 43	# Placements During Quarter: 44	# Children in Care On Last Day: 36
	<b>Avg Performance All CPAs (%)</b>	<b>Provider Performance (%)*</b>	<b>Possible Points (Weight)</b>	<b>Provider Points Earned</b>
<b>OPM Monitoring Reviews</b>				
Annual Comprehensive Reviews	88%	99%	25	24.69
Safety Reviews	94%	94%	15	14.12
<b>Monitoring Sub-Total</b>			<b>40</b>	<b>38.81</b>
<b>CPA Safety Outcomes</b>				
Incidence of Maltreatment	0.20%	No Substantiated Reports	10	10.00
Staff Training	90%	100%	5	5.00
Staff Safety Checks	90%	100%	5	5.00
<b>Safety Sub-Total</b>			<b>20</b>	<b>20.00</b>
<b>CPA Permanency Outcomes</b>				
Placement Stability	91%	93%	15	13.95
<b>Permanency Sub-Total</b>			<b>15</b>	<b>13.95</b>
<b>CPA Well-Being Outcomes</b>				
EPSDT Medical Visits	85%	95%	4	3.80
EPSDT Dental Visits	79%	93%	4	3.72
Academic Supports	77%	74%	3	2.22
Provider ECEM Visits	92%	92%	7	6.44
Provider General Contacts	91%	94%	7	6.58
Placements with Siblings	64%	52%	Not Scored	Not Scored
Placements within Legal County	18%	0%	Not Scored	Not Scored
<b>Well-Being Sub-Total</b>			<b>25</b>	<b>22.76</b>

\*Performance calculation descriptions can be found in the FY 2018 RBWO PBP Measurements and Standards Guide.

<b>Monitoring &amp; Outcomes: Possible Points = 100</b>	<b>Points Earned: 95.52</b>
<b>Score Before Incentives Credit</b>	<b>95.52%</b>
<b>Incentives Awarded</b>	<b>2.74 pts</b>
<b>PBP Verification</b>	<b>N/A pts</b>
<b>Total Score</b>	<b>98.26%</b>



**DHS, DFCS, Office of Provider Management**  
**Performance-Based Placement Measures**  
**RBWO Provider GA+SCORECARD - CPA**  
**Report Quarter: Q2 FY2018**



**Provider/Program Name: Mentor Network - Mentor Augusta (737) - CPA**

# New Foster Homes During Quarter: 1		# Children in Care During Quarter: 43	# Placements During Quarter: 44	# Children in Care On Last Day: 36
CPA Incentive Credits	Avg Performance All CPAs (%)	Provider Performance (%)*	Possible Points (Weight)	Provider Points Earned
Early EPSDT Medical Visits		67%	2	1.34
Early EPSDT Dental Visits		70%	2	1.40
Permanency Contacts		0%	5	0.00
Additional Academic Supports		0%	2	0.00
Foster Hm Retention Rate (threshold = 90)		82%	2	0.00
Foster Hm Recruitment (threshold = 100)		25%	2	0.00
Active Agency Accreditation		0%	4	0.00
Staff Clinical Licensure		0%	5	0.00
<b>Incentives Total</b>	<b>4.93</b>		<b>24</b>	<b>2.74</b>
Maximum total combined incentive credit allowed is 10 points.			<b>Incentives Awarded</b>	<b>2.74</b>

\*Performance calculation descriptions can be found in the FY 2018 RBWO PBP Measurements and Standards Guide.

**Child Protective Services Investigations and Dispositions**

The following investigations data, which is not used for scoring but is considered significant to a provider's performance, is from Georgia SHINES and is not considered final or complete until the end of the fiscal year.

Total Reports:	1
Number Screened In:	0
Number Screened Out:	1
Number Substantiated:	0
Number Unsubstantiated:	0
Number Active CPS Investigations:	0



DHS, DFCS, Office of Provider Management  
**Performance-Based Placement Measures**  
**RBWO Provider GA+SCORECARD - CPA**  
Report Quarter: Q2 FY2018



**Provider/Program Name: Mentor Network - Mentor Macon (740) - CPA**

120-B Osgian Blvd., Warner Robins, GA 31088

Phone: 478-333-2971

Vendor ID# 35496

**Quarterly Scores (Grades)**

Q1: 100.89 (A+)

Q2: 100.27 (A+)

Q3: N/A

Q4: N/A

**Current Quarter Score (Grade)**

**100.27%**

**(A+)**

# New Foster Homes During Quarter: 5

# Children in Care During Quarter: 93

# Placements During Quarter: 97

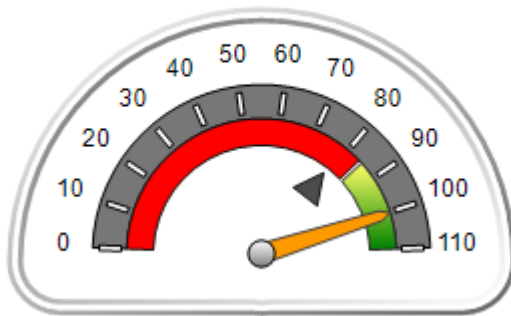
# Children in Care On Last Day: 79

**Quarterly Provider Comparisons to All CPAs**

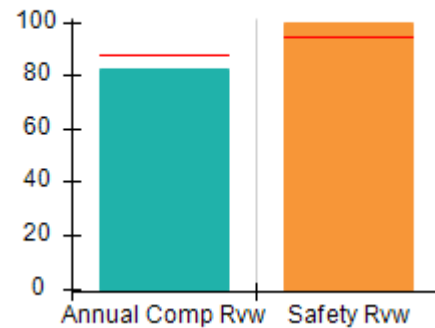


— indicates average for all CPAs

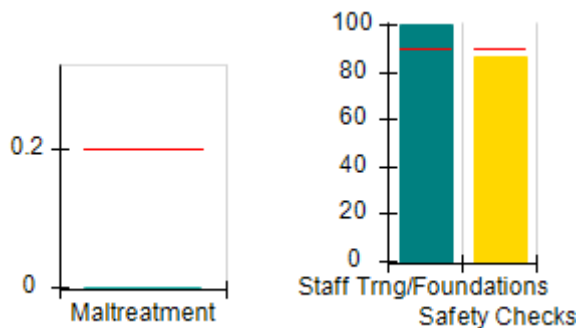
**Overall Score (%)**



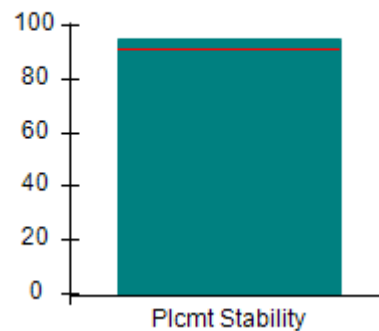
**OPM Monitoring Reviews (%)**



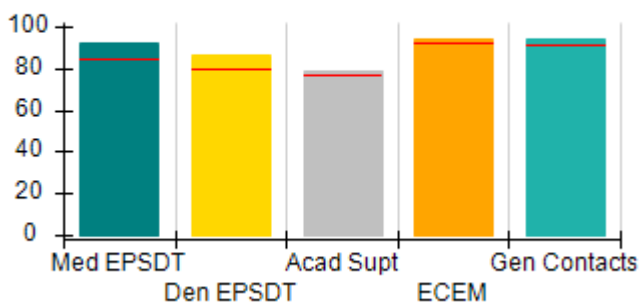
**Safety Outcomes (%)**



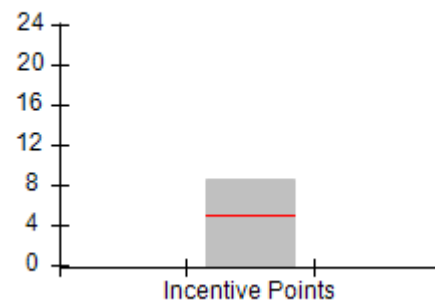
**Permanency Outcomes (%)**



**Well-Being Outcomes (%)**



**Incentives Earned (Points)**





DHS, DFCS, Office of Provider Management  
**Performance-Based Placement Measures**  
**RBWO Provider GA+SCORECARD - CPA**  
 Report Quarter: Q2 FY2018



**Provider/Program Name: Mentor Network - Mentor Macon (740) - CPA**

120-B Osgian Blvd., Warner Robins, GA 31088  Phone: 478-333-2971  Vendor ID# 35496		Quarterly Scores (Grades)		Current Quarter Score (Grade)
		Q1: 100.89 (A+)	Q2: 100.27 (A+)	100.27% (A+)
		Q3: N/A	Q4: N/A	
# New Foster Homes During Quarter: 5		# Children in Care During Quarter: 93	# Placements During Quarter: 97	# Children in Care On Last Day: 79
	Avg Performance All CPAs (%)	Provider Performance (%)*	Possible Points (Weight)	Provider Points Earned
<b>OPM Monitoring Reviews</b>				
Annual Comprehensive Reviews	88%	83%	25	20.64
Safety Reviews	94%	99%	15	14.91
<b>Monitoring Sub-Total</b>			<b>40</b>	<b>35.55</b>
<b>CPA Safety Outcomes</b>				
Incidence of Maltreatment	0.20%	No Substantiated Reports	10	10.00
Staff Training	90%	100%	5	5.00
Staff Safety Checks	90%	86%	5	4.30
<b>Safety Sub-Total</b>			<b>20</b>	<b>19.30</b>
<b>CPA Permanency Outcomes</b>				
Placement Stability	91%	95%	15	14.25
<b>Permanency Sub-Total</b>			<b>15</b>	<b>14.25</b>
<b>CPA Well-Being Outcomes</b>				
EPSDT Medical Visits	85%	92%	4	3.68
EPSDT Dental Visits	79%	86%	4	3.44
Academic Supports	77%	79%	3	2.37
Provider ECEM Visits	92%	94%	7	6.58
Provider General Contacts	91%	94%	7	6.58
Placements with Siblings	64%	83%	Not Scored	Not Scored
Placements within Legal County	18%	31%	Not Scored	Not Scored
<b>Well-Being Sub-Total</b>			<b>25</b>	<b>22.65</b>

\*Performance calculation descriptions can be found in the FY 2018 RBWO PBP Measurements and Standards Guide.

<b>Monitoring &amp; Outcomes: Possible Points = 100</b>	<b>Points Earned: 91.75</b>
<b>Score Before Incentives Credit</b>	<b>91.75%</b>
<b>Incentives Awarded</b>	<b>8.52 pts</b>
<b>PBP Verification</b>	<b>N/A pts</b>
<b>Total Score</b>	<b>100.27%</b>



**DHS, DFCS, Office of Provider Management**  
**Performance-Based Placement Measures**  
**RBWO Provider GA+SCORECARD - CPA**  
**Report Quarter: Q2 FY2018**



**Provider/Program Name: Mentor Network - Mentor Macon (740) - CPA**

# New Foster Homes During Quarter: 5		# Children in Care During Quarter: 93	# Placements During Quarter: 97	# Children in Care On Last Day: 79
CPA Incentive Credits	Avg Performance All CPAs (%)	Provider Performance (%)*	Possible Points (Weight)	Provider Points Earned
Early EPSDT Medical Visits		89%	2	1.78
Early EPSDT Dental Visits		37%	2	0.74
Permanency Contacts		0%	5	0.00
Additional Academic Supports		0%	2	0.00
Foster Hm Retention Rate (threshold = 90)		93%	2	2.00
Foster Hm Recruitment (threshold = 100)		100%	2	2.00
Active Agency Accreditation		50%	4	2.00
Staff Clinical Licensure		0%	5	0.00
<b>Incentives Total</b>	<b>4.93</b>		<b>24</b>	<b>8.52</b>
Maximum total combined incentive credit allowed is 10 points.			<b>Incentives Awarded</b>	<b>8.52</b>

\*Performance calculation descriptions can be found in the FY 2018 RBWO PBP Measurements and Standards Guide.

**Child Protective Services Investigations and Dispositions**

The following investigations data, which is not used for scoring but is considered significant to a provider's performance, is from Georgia SHINES and is not considered final or complete until the end of the fiscal year.

Total Reports:	1
Number Screened In:	0
Number Screened Out:	1
Number Substantiated:	0
Number Unsubstantiated:	1
Number Active CPS Investigations:	-1





DHS, DFCS, Office of Provider Management

## Performance-Based Placement Measures

### RBWO Provider GA+SCORECARD - CPA

Report Quarter: Q2 FY2018



**Provider/Program Name: Mentor Network - Mentor Savannah (742) - CPA**

16 Chatham Center S, Savannah, GA 31405

Phone: 912-354-8990

Vendor ID# 35494

Quarterly Scores (Grades)

Q1: 90.11 (A-)

Q2: 99.91 (A+)

Q3: N/A

Q4: N/A

Current Quarter Score (Grade)

99.91%

(A+)

# New Foster Homes During Quarter: 3

# Children in Care During Quarter: 42

# Placements During Quarter: 42

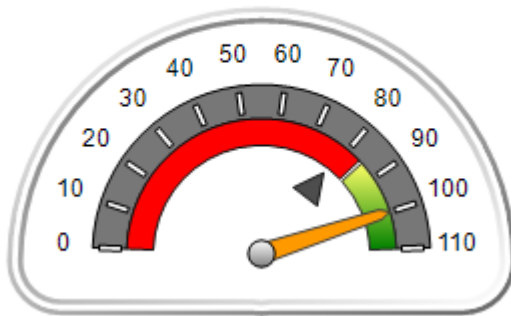
# Children in Care On Last Day: 34

### Quarterly Provider Comparisons to All CPAs

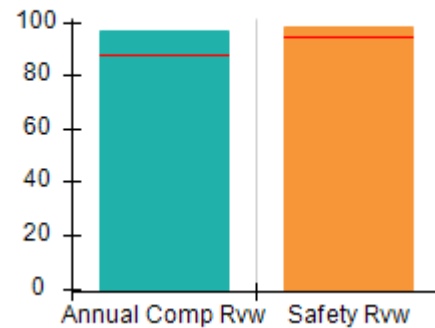


— indicates average for all CPAs

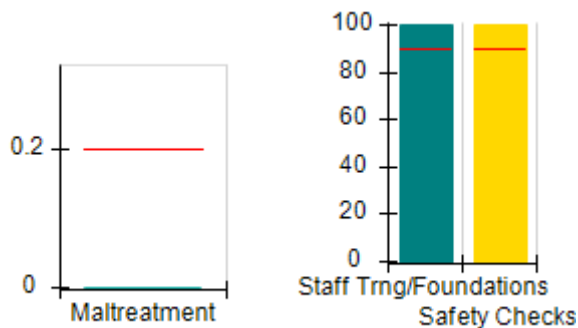
Overall Score (%)



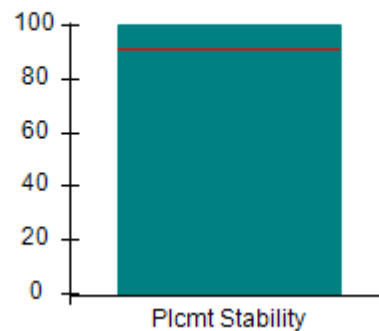
OPM Monitoring Reviews (%)



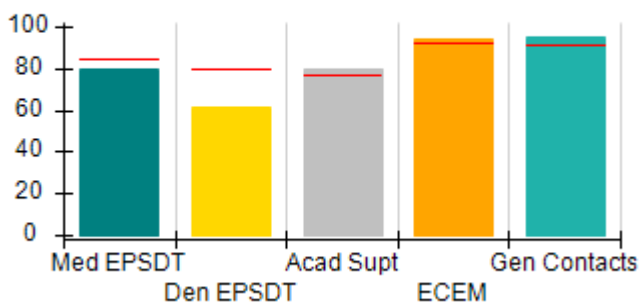
Safety Outcomes (%)



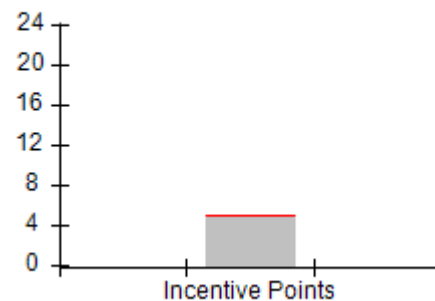
Permanency Outcomes (%)



Well-Being Outcomes (%)



Incentives Earned (Points)





DHS, DFCS, Office of Provider Management  
**Performance-Based Placement Measures**  
**RBWO Provider GA+SCORECARD - CPA**  
 Report Quarter: Q2 FY2018



**Provider/Program Name: Mentor Network - Mentor Savannah (742) - CPA**

<b>16 Chatham Center S, Savannah, GA 31405</b>  <b>Phone: 912-354-8990</b>  <b>Vendor ID# 35494</b>		<b>Quarterly Scores (Grades)</b>		<b>Current Quarter Score (Grade)</b>
		<b>Q1: 90.11 (A-)</b>	<b>Q2: 99.91 (A+)</b>	<b>99.91% (A+)</b>
		<b>Q3: N/A</b>	<b>Q4: N/A</b>	
# New Foster Homes During Quarter: 3		# Children in Care During Quarter: 42	# Placements During Quarter: 42	# Children in Care On Last Day: 34
	<b>Avg Performance All CPAs (%)</b>	<b>Provider Performance (%)*</b>	<b>Possible Points (Weight)</b>	<b>Provider Points Earned</b>
<b>OPM Monitoring Reviews</b>				
Annual Comprehensive Reviews	88%	97%	25	24.14
Safety Reviews	94%	98%	15	14.70
<b>Monitoring Sub-Total</b>			<b>40</b>	<b>38.84</b>
<b>CPA Safety Outcomes</b>				
Incidence of Maltreatment	0.20%	No Substantiated Reports	10	10.00
Staff Training	90%	100%	5	5.00
Staff Safety Checks	90%	100%	5	5.00
<b>Safety Sub-Total</b>			<b>20</b>	<b>20.00</b>
<b>CPA Permanency Outcomes</b>				
Placement Stability	91%	100%	15	15.00
<b>Permanency Sub-Total</b>			<b>15</b>	<b>15.00</b>
<b>CPA Well-Being Outcomes</b>				
EPSDT Medical Visits	85%	80%	4	3.20
EPSDT Dental Visits	79%	61%	4	2.44
Academic Supports	77%	80%	3	2.40
Provider ECEM Visits	92%	94%	7	6.58
Provider General Contacts	91%	95%	7	6.65
Placements with Siblings	64%	77%	Not Scored	Not Scored
Placements within Legal County	18%	40%	Not Scored	Not Scored
<b>Well-Being Sub-Total</b>			<b>25</b>	<b>21.27</b>

\*Performance calculation descriptions can be found in the FY 2018 RBWO PBP Measurements and Standards Guide.

<b>Monitoring &amp; Outcomes: Possible Points = 100</b>		<b>Points Earned: 95.11</b>	
<b>Score Before Incentives Credit</b>			<b>95.11%</b>
<b>Incentives Awarded</b>			<b>4.80 pts</b>
<b>PBP Verification</b>			<b>N/A pts</b>
<b>Total Score</b>			<b>99.91%</b>



DHS, DFCS, Office of Provider Management  
**Performance-Based Placement Measures**  
**RBWO Provider GA+SCORECARD - CPA**  
Report Quarter: Q2 FY2018



**Provider/Program Name: Mentor Network - Mentor Savannah (742) - CPA**

# New Foster Homes During Quarter: 3		# Children in Care During Quarter: 42	# Placements During Quarter: 42	# Children in Care On Last Day: 34
CPA Incentive Credits	Avg Performance All CPAs (%)	Provider Performance (%)*	Possible Points (Weight)	Provider Points Earned
Early EPSDT Medical Visits		71%	2	1.42
Early EPSDT Dental Visits		19%	2	0.38
Permanency Contacts		0%	5	0.00
Additional Academic Supports		0%	2	0.00
Foster Hm Retention Rate (threshold = 90)		80%	2	0.00
Foster Hm Recruitment (threshold = 100)		67%	2	0.00
Active Agency Accreditation		50%	4	2.00
Staff Clinical Licensure		20%	5	1.00
<b>Incentives Total</b>	<b>4.93</b>		<b>24</b>	<b>4.80</b>
Maximum total combined incentive credit allowed is 10 points.			<b>Incentives Awarded</b>	<b>4.80</b>

\*Performance calculation descriptions can be found in the FY 2018 RBWO PBP Measurements and Standards Guide.

**Child Protective Services Investigations and Dispositions**

The following investigations data, which is not used for scoring but is considered significant to a provider's performance, is from Georgia SHINES and is not considered final or complete until the end of the fiscal year.

Total Reports:	3
Number Screened In:	2
Number Screened Out:	1
Number Substantiated:	0
Number Unsubstantiated:	2
Number Active CPS Investigations:	0



DHS, DFCS, Office of Provider Management  
**Performance-Based Placement Measures**  
**RBWO Provider GA+SCORECARD - CPA**



Report Quarter: Q2 FY2018

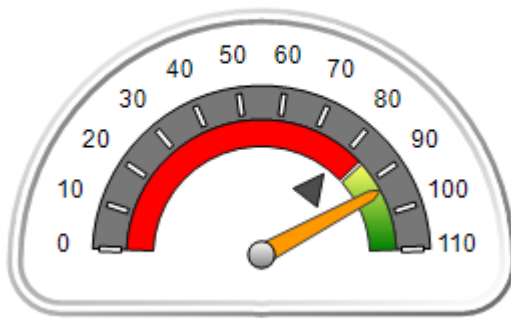
**Provider/Program Name: Meritan, Inc. d/b/a Meritan Stepping Stones - Cartersville (680) - CPA**

920-A N Tennessee St., Cartersville, GA 30120 Phone: 770-387-9003 Vendor ID# 35384	Quarterly Scores (Grades)		Current Quarter Score (Grade)
	Q1: 94.38 (A)	Q2: 93.56 (A-)	93.56% (A-)
	Q3: N/A	Q4: N/A	
# New Foster Homes During Quarter: 1	# Children in Care During Quarter: 43	# Placements During Quarter: 45	# Children in Care On Last Day: 37

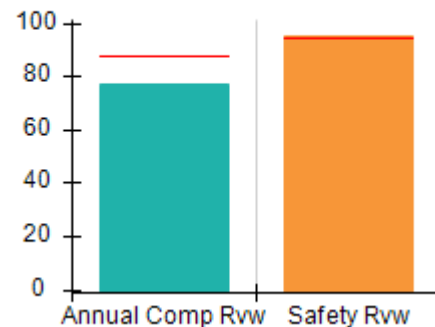
**Quarterly Provider Comparisons to All CPAs**

▼ — indicates average for all CPAs

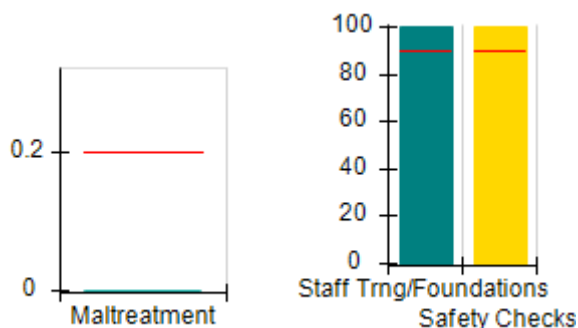
Overall Score (%)



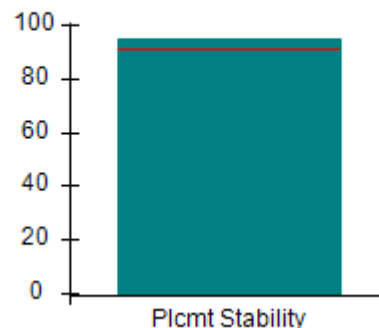
OPM Monitoring Reviews (%)



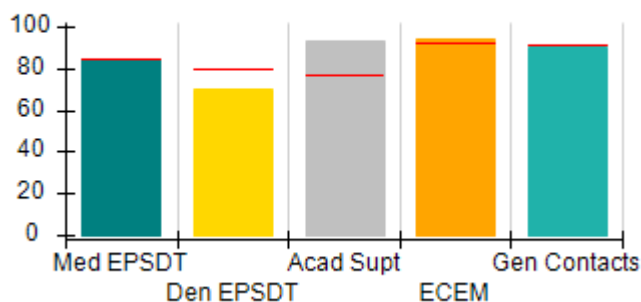
Safety Outcomes (%)



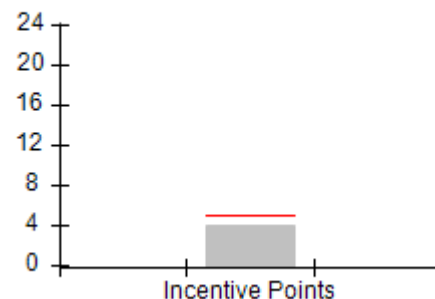
Permanency Outcomes (%)



Well-Being Outcomes (%)



Incentives Earned (Points)





DHS, DFCS, Office of Provider Management  
**Performance-Based Placement Measures**  
**RBWO Provider GA+SCORECARD - CPA**



Report Quarter: Q2 FY2018

**Provider/Program Name: Meritan, Inc. d/b/a Meritan Stepping Stones - Cartersville (680) - CPA**

<b>920-A N Tennessee St., Cartersville, GA 30120</b>  <b>Phone: 770-387-9003</b>  <b>Vendor ID# 35384</b>	<b>Quarterly Scores (Grades)</b>		<b>Current Quarter Score (Grade)</b>
	<b>Q1: 94.38 (A)</b>	<b>Q2: 93.56 (A-)</b>	<b>93.56%</b>
	<b>Q3: N/A</b>	<b>Q4: N/A</b>	<b>(A-)</b>

# New Foster Homes During Quarter: 1	# Children in Care During Quarter: 43	# Placements During Quarter: 45	# Children in Care On Last Day: 37
--------------------------------------	---------------------------------------	---------------------------------	------------------------------------

	<b>Avg Performance All CPAs (%)</b>	<b>Provider Performance (%)*</b>	<b>Possible Points (Weight)</b>	<b>Provider Points Earned</b>
--	-------------------------------------	----------------------------------	---------------------------------	-------------------------------

**OPM Monitoring Reviews**

Annual Comprehensive Reviews	88%	77%	25	19.26
Safety Reviews	94%	95%	15	14.31
<b>Monitoring Sub-Total</b>			<b>40</b>	<b>33.56</b>

**CPA Safety Outcomes**

Incidence of Maltreatment	0.20%	No Substantiated Reports	10	10.00
Staff Training	90%	100%	5	5.00
Staff Safety Checks	90%	100%	5	5.00
<b>Safety Sub-Total</b>			<b>20</b>	<b>20.00</b>

**CPA Permanency Outcomes**

Placement Stability	91%	95%	15	14.25
<b>Permanency Sub-Total</b>			<b>15</b>	<b>14.25</b>

**CPA Well-Being Outcomes**

EPSDT Medical Visits	85%	84%	4	3.36
EPSDT Dental Visits	79%	70%	4	2.80
Academic Supports	77%	93%	3	2.79
Provider ECEM Visits	92%	94%	7	6.58
Provider General Contacts	91%	90%	7	6.30
Placements with Siblings	64%	62%	Not Scored	Not Scored
Placements within Legal County	18%	0%	Not Scored	Not Scored
<b>Well-Being Sub-Total</b>			<b>25</b>	<b>21.83</b>

\*Performance calculation descriptions can be found in the FY 2018 RBWO PBP Measurements and Standards Guide.

<b>Monitoring &amp; Outcomes: Possible Points = 100</b>	<b>Points Earned: 89.64</b>
<b>Score Before Incentives Credit</b>	<b>89.64%</b>
<b>Incentives Awarded</b>	<b>3.92 pts</b>
<b>PBP Verification</b>	<b>N/A pts</b>
<b>Total Score</b>	<b>93.56%</b>



**DHS, DFCS, Office of Provider Management**  
**Performance-Based Placement Measures**  
**RBWO Provider GA+SCORECARD - CPA**



**Report Quarter: Q2 FY2018**

**Provider/Program Name: Meritan, Inc. d/b/a Meritan Stepping Stones - Cartersville (680) - CPA**

# New Foster Homes During Quarter: 1		# Children in Care During Quarter: 43	# Placements During Quarter: 45	# Children in Care On Last Day: 37
CPA Incentive Credits	Avg Performance All CPAs (%)	Provider Performance (%)*	Possible Points (Weight)	Provider Points Earned
Early EPSDT Medical Visits		63%	2	1.26
Early EPSDT Dental Visits		33%	2	0.66
Permanency Contacts		0%	5	0.00
Additional Academic Supports		0%	2	0.00
Foster Hm Retention Rate (threshold = 90)		80%	2	0.00
Foster Hm Recruitment (threshold = 100)		33%	2	0.00
Active Agency Accreditation		50%	4	2.00
Staff Clinical Licensure		0%	5	0.00
<b>Incentives Total</b>	<b>4.93</b>		<b>24</b>	<b>3.92</b>
Maximum total combined incentive credit allowed is 10 points.			<b>Incentives Awarded</b>	<b>3.92</b>

\*Performance calculation descriptions can be found in the FY 2018 RBWO PBP Measurements and Standards Guide.

**Child Protective Services Investigations and Dispositions**

The following investigations data, which is not used for scoring but is considered significant to a provider's performance, is from Georgia SHINES and is not considered final or complete until the end of the fiscal year.

Total Reports:	0
Number Screened In:	0
Number Screened Out:	0
Number Substantiated:	0
Number Unsubstantiated:	0
Number Active CPS Investigations:	0



DHS, DFCS, Office of Provider Management  
**Performance-Based Placement Measures**  
**RBWO Provider GA+SCORECARD - CPA**



Report Quarter: Q2 FY2018

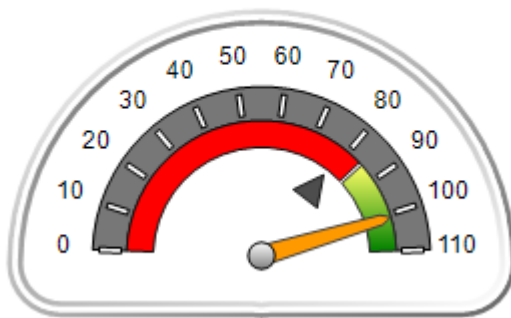
**Provider/Program Name: Meritan, Inc. d/b/a Meritan Stepping Stones - Macon (682) - CPA**

920-A N Tennessee St., Cartersville, GA 30120 Phone: 478-474-8552 Vendor ID# 35385	Quarterly Scores (Grades)		Current Quarter Score (Grade)
	Q1: 102.49 (A+)	Q2: 100.90 (A+)	100.90% (A+)
	Q3: N/A	Q4: N/A	
# New Foster Homes During Quarter: 1	# Children in Care During Quarter: 53	# Placements During Quarter: 55	# Children in Care On Last Day: 43

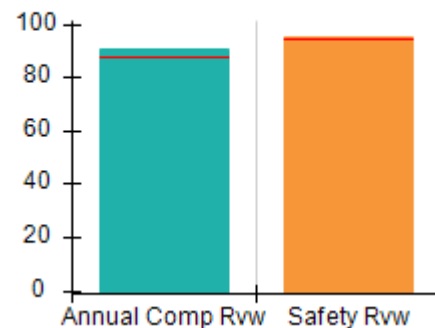
**Quarterly Provider Comparisons to All CPAs**

— indicates average for all CPAs

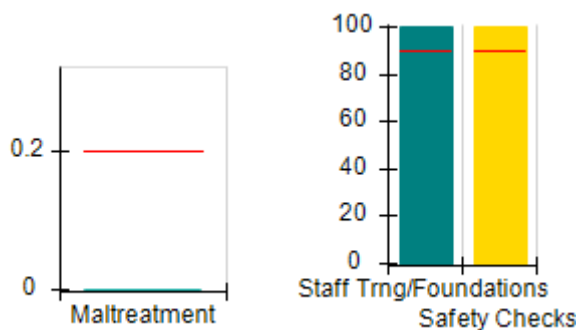
Overall Score (%)



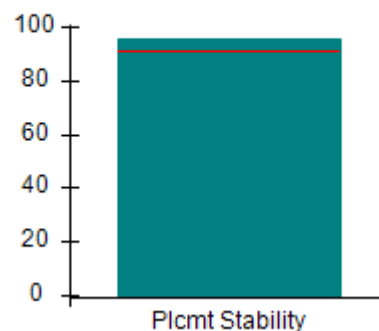
OPM Monitoring Reviews (%)



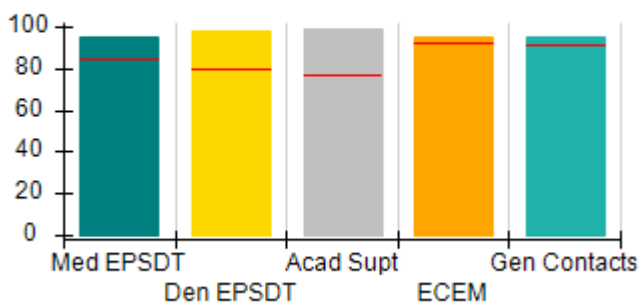
Safety Outcomes (%)



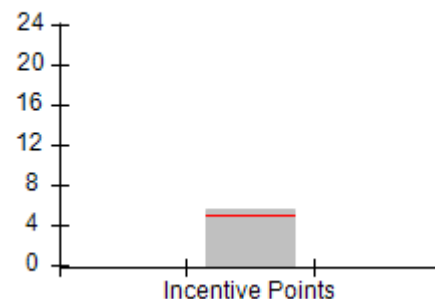
Permanency Outcomes (%)



Well-Being Outcomes (%)



Incentives Earned (Points)





DHS, DFCS, Office of Provider Management  
**Performance-Based Placement Measures**  
**RBWO Provider GA+SCORECARD - CPA**



Report Quarter: Q2 FY2018

**Provider/Program Name: Meritan, Inc. d/b/a Meritan Stepping Stones - Macon (682) - CPA**

<b>920-A N Tennessee St., Cartersville, GA 30120</b>  <b>Phone: 478-474-8552</b>  <b>Vendor ID# 35385</b>	<b>Quarterly Scores (Grades)</b>		<b>Current Quarter Score (Grade)</b>
	<b>Q1: 102.49 (A+)</b>	<b>Q2: 100.90 (A+)</b>	<b>100.90% (A+)</b>
	<b>Q3: N/A</b>	<b>Q4: N/A</b>	

# New Foster Homes During Quarter: 1	# Children in Care During Quarter: 53	# Placements During Quarter: 55	# Children in Care On Last Day: 43
--------------------------------------	---------------------------------------	---------------------------------	------------------------------------

	<b>Avg Performance All CPAs (%)</b>	<b>Provider Performance (%)*</b>	<b>Possible Points (Weight)</b>	<b>Provider Points Earned</b>
--	-------------------------------------	----------------------------------	---------------------------------	-------------------------------

**OPM Monitoring Reviews**

Annual Comprehensive Reviews	88%	91%	25	22.71
Safety Reviews	94%	95%	15	14.26
<b>Monitoring Sub-Total</b>			<b>40</b>	<b>36.97</b>

**CPA Safety Outcomes**

Incidence of Maltreatment	0.20%	No Substantiated Reports	10	10.00
Staff Training	90%	100%	5	5.00
Staff Safety Checks	90%	100%	5	5.00
<b>Safety Sub-Total</b>			<b>20</b>	<b>20.00</b>

**CPA Permanency Outcomes**

Placement Stability	91%	96%	15	14.40
<b>Permanency Sub-Total</b>			<b>15</b>	<b>14.40</b>

**CPA Well-Being Outcomes**

EPSDT Medical Visits	85%	95%	4	3.80
EPSDT Dental Visits	79%	98%	4	3.92
Academic Supports	77%	99%	3	2.97
Provider ECEM Visits	92%	95%	7	6.65
Provider General Contacts	91%	95%	7	6.65
Placements with Siblings	64%	59%	Not Scored	Not Scored
Placements within Legal County	18%	22%	Not Scored	Not Scored
<b>Well-Being Sub-Total</b>			<b>25</b>	<b>23.99</b>

\*Performance calculation descriptions can be found in the FY 2018 RBWO PBP Measurements and Standards Guide.

<b>Monitoring &amp; Outcomes: Possible Points = 100</b>	<b>Points Earned: 95.36</b>
<b>Score Before Incentives Credit</b>	<b>95.36%</b>
<b>Incentives Awarded</b>	<b>5.54 pts</b>
<b>PBP Verification</b>	<b>N/A pts</b>
<b>Total Score</b>	<b>100.90%</b>





**DHS, DFCS, Office of Provider Management**  
**Performance-Based Placement Measures**  
**RBWO Provider GA+SCORECARD - CPA**  
**Report Quarter: Q2 FY2018**



**Provider/Program Name: Meritan, Inc. d/b/a Meritan Stepping Stones - Macon (682) - CPA**

# New Foster Homes During Quarter: 1		# Children in Care During Quarter: 53	# Placements During Quarter: 55	# Children in Care On Last Day: 43
CPA Incentive Credits	Avg Performance All CPAs (%)	Provider Performance (%)*	Possible Points (Weight)	Provider Points Earned
Early EPSDT Medical Visits		90%	2	1.80
Early EPSDT Dental Visits		87%	2	1.74
Permanency Contacts		0%	5	0.00
Additional Academic Supports		0%	2	0.00
Foster Hm Retention Rate (threshold = 90)		86%	2	0.00
Foster Hm Recruitment (threshold = 100)		0%	2	0.00
Active Agency Accreditation		50%	4	2.00
Staff Clinical Licensure		0%	5	0.00
<b>Incentives Total</b>	<b>4.93</b>		<b>24</b>	<b>5.54</b>
Maximum total combined incentive credit allowed is 10 points.			<b>Incentives Awarded</b>	<b>5.54</b>

\*Performance calculation descriptions can be found in the FY 2018 RBWO PBP Measurements and Standards Guide.

**Child Protective Services Investigations and Dispositions**

The following investigations data, which is not used for scoring but is considered significant to a provider's performance, is from Georgia SHINES and is not considered final or complete until the end of the fiscal year.

Total Reports:	1
Number Screened In:	0
Number Screened Out:	1
Number Substantiated:	0
Number Unsubstantiated:	0
Number Active CPS Investigations:	0



DHS, DFCS, Office of Provider Management  
**Performance-Based Placement Measures**  
**RBWO Provider GA+SCORECARD - CPA**



Report Quarter: Q2 FY2018

**Provider/Program Name: Methodist Home for Children & Youth, The - Macon - CPA**  
**Administrative Site (748) - CPA**

304 Pierce Avenue, Macon, GA 31204

Phone: 478-751-2800

Vendor ID# 35464

**Quarterly Scores (Grades)**

Q1: 101.12 (A+)

Q2: 93.51 (A-)

Q3: N/A

Q4: N/A

**Current Quarter Score (Grade)**

**93.51%**

**(A-)**

# New Foster Homes During Quarter: 3

# Children in Care During Quarter: 11

# Placements During Quarter: 11

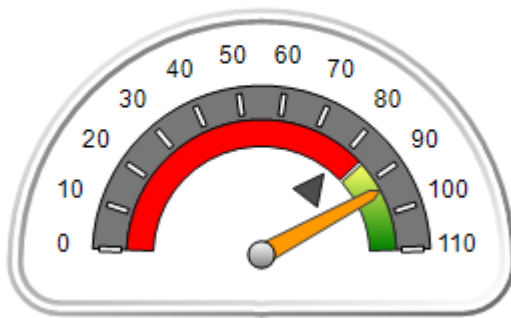
# Children in Care On Last Day: 5

**Quarterly Provider Comparisons to All CPAs**

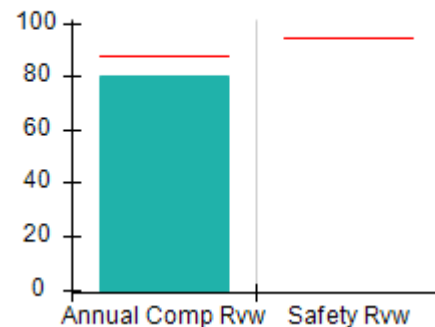


— indicates average for all CPAs

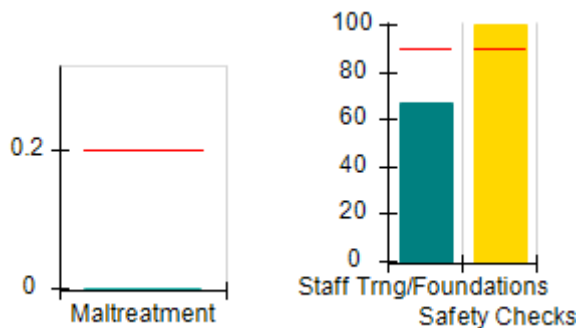
**Overall Score (%)**



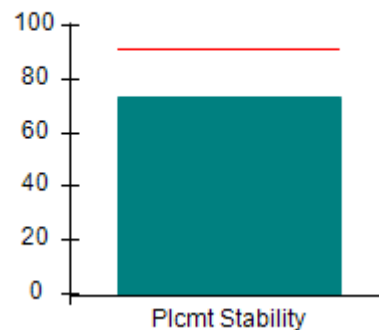
**OPM Monitoring Reviews (%)**



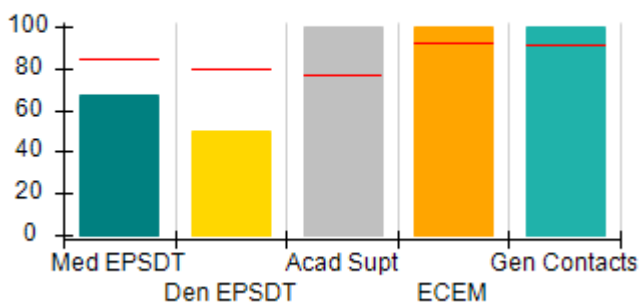
**Safety Outcomes (%)**



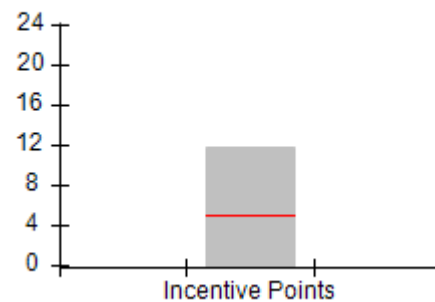
**Permanency Outcomes (%)**



**Well-Being Outcomes (%)**



**Incentives Earned (Points)**





# Performance-Based Placement Measures RBWO Provider GA+SCORECARD - CPA

Report Quarter: Q2 FY2018

**Provider/Program Name: Methodist Home for Children & Youth, The - Macon - CPA**  
**Administrative Site (748) - CPA**

304 Pierce Avenue, Macon, GA 31204  Phone: 478-751-2800  Vendor ID# 35464		Quarterly Scores (Grades)		Current Quarter Score (Grade)
		Q1: 101.12 (A+)	Q2: 93.51 (A-)	93.51%
		Q3: N/A	Q4: N/A	(A-)
# New Foster Homes During Quarter: 3		# Children in Care During Quarter: 11	# Placements During Quarter: 11	# Children in Care On Last Day: 5
	Avg Performance All CPAs (%)	Provider Performance (%)*	Possible Points (Weight)	Provider Points Earned
<b>OPM Monitoring Reviews</b>				
Annual Comprehensive Reviews	88%	80%	25	20.00
Safety Reviews	94%	Not Yet Conducted		
<b>Monitoring Sub-Total</b>			<b>25</b>	<b>20.00</b>
<b>CPA Safety Outcomes</b>				
Incidence of Maltreatment	0.20%	No Substantiated Reports	10	10.00
Staff Training	90%	67%	5	3.35
Staff Safety Checks	90%	100%	5	5.00
<b>Safety Sub-Total</b>			<b>20</b>	<b>18.35</b>
<b>CPA Permanency Outcomes</b>				
Placement Stability	91%	73%	15	10.95
<b>Permanency Sub-Total</b>			<b>15</b>	<b>10.95</b>
<b>CPA Well-Being Outcomes</b>				
EPSDT Medical Visits	85%	67%	4	2.68
EPSDT Dental Visits	79%	50%	4	2.00
Academic Supports	77%	100%	3	3.00
Provider ECEM Visits	92%	100%	7	7.00
Provider General Contacts	91%	100%	7	7.00
Placements with Siblings	64%	100%	Not Scored	Not Scored
Placements within Legal County	18%	0%	Not Scored	Not Scored
<b>Well-Being Sub-Total</b>			<b>25</b>	<b>21.68</b>

\*Performance calculation descriptions can be found in the FY 2018 RBWO PBP Measurements and Standards Guide.

<b>Monitoring &amp; Outcomes: Possible Points = 85</b>	<b>Points Earned: 70.98</b>
<b>Score Before Incentives Credit</b>	<b>83.51%</b>
<b>Incentives Awarded</b>	<b>10.00 pts</b>
<b>PBP Verification</b>	<b>N/A pts</b>
<b>Total Score</b>	<b>93.51%</b>



**DHS, DFCS, Office of Provider Management**  
**Performance-Based Placement Measures**  
**RBWO Provider GA+SCORECARD - CPA**



**Report Quarter: Q2 FY2018**

**Provider/Program Name: Methodist Home for Children & Youth, The - Macon - CPA**  
**Administrative Site (748) - CPA**

# New Foster Homes During Quarter: 3		# Children in Care During Quarter: 11	# Placements During Quarter: 11	# Children in Care On Last Day: 5
CPA Incentive Credits	Avg Performance All CPAs (%)	Provider Performance (%)*	Possible Points (Weight)	Provider Points Earned
Early EPSDT Medical Visits		100%	2	2.00
Early EPSDT Dental Visits		0%	2	0.00
Permanency Contacts		25%	5	1.25
Additional Academic Supports		0%	2	0.00
Foster Hm Retention Rate (threshold = 90)		100%	2	2.00
Foster Hm Recruitment (threshold = 100)		300%	2	2.00
Active Agency Accreditation		100%	4	4.00
Staff Clinical Licensure		10%	5	0.50
<b>Incentives Total</b>	<b>4.93</b>		<b>24</b>	<b>11.75</b>
Maximum total combined incentive credit allowed is 10 points.			<b>Incentives Awarded</b>	<b>10.00</b>

\*Performance calculation descriptions can be found in the FY 2018 RBWO PBP Measurements and Standards Guide.

### Child Protective Services Investigations and Dispositions

The following investigations data, which is not used for scoring but is considered significant to a provider's performance, is from Georgia SHINES and is not considered final or complete until the end of the fiscal year.

Total Reports:	0
Number Screened In:	0
Number Screened Out:	0
Number Substantiated:	0
Number Unsubstantiated:	0
Number Active CPS Investigations:	0



**DHS, DFCS, Office of Provider Management**  
**Performance-Based Placement Measures**  
**RBWO Provider GA+SCORECARD - CPA**



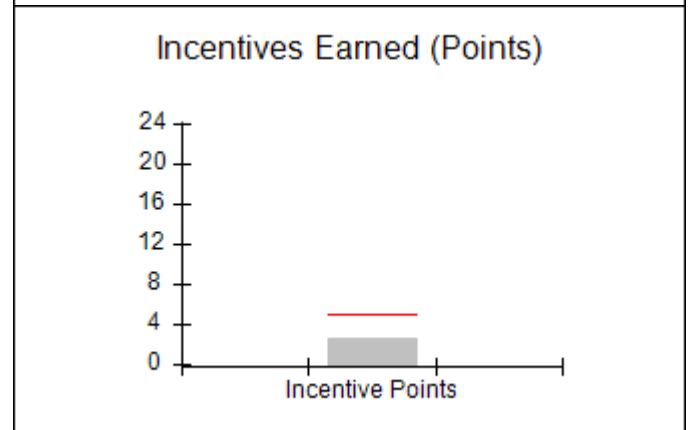
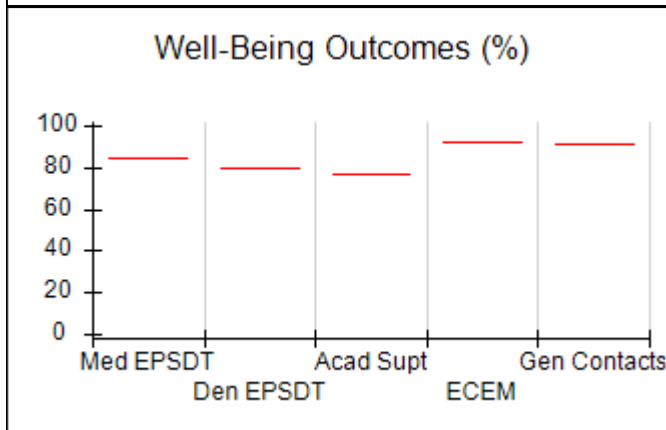
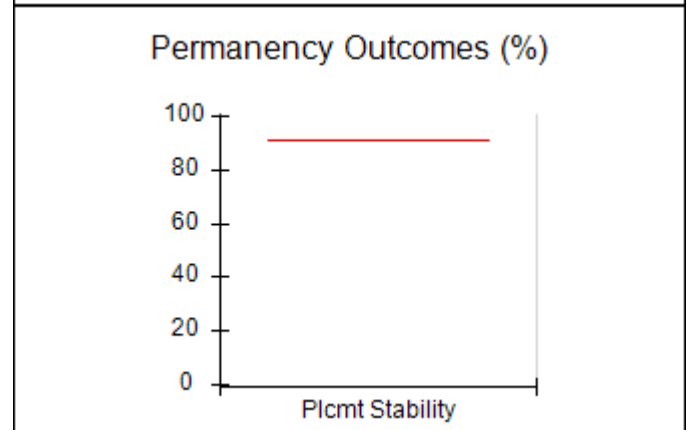
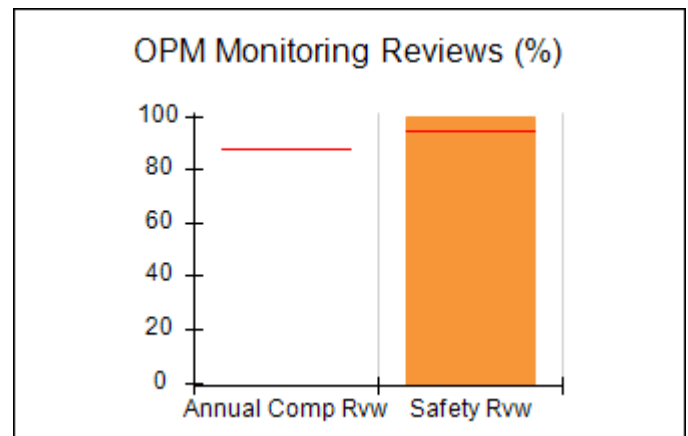
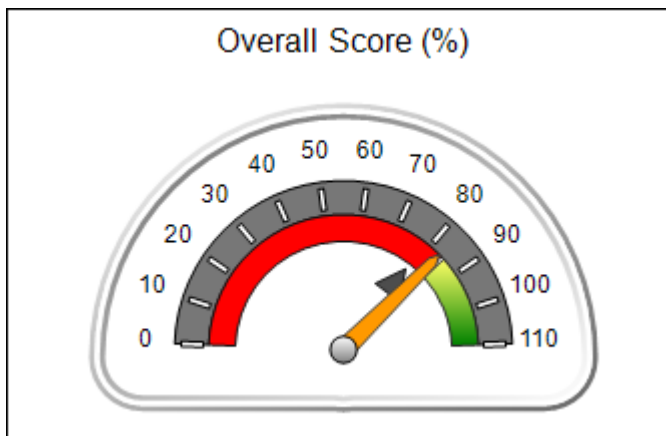
**Report Quarter: Q2 FY2018**

**Provider/Program Name: Methodist Home for Children & Youth, The - St. Marys Region (942) - CPA**

<b>3296 Winding Rd, St. Marys, GA 31588</b>  <b>Phone: 912 882-7770</b>  <b>Vendor ID# 35460</b>	Quarterly Scores (Grades)		Current Quarter Score (Grade)
	Q1: 102.50 (A+)	Q2: 83.36 (B-)	<b>83.36%</b> <b>(B-)</b>
	Q3: N/A	Q4: N/A	
# New Foster Homes During Quarter: 0	# Children in Care During Quarter: 0	# Placements During Quarter: 0	# Children in Care On Last Day: 0

**Quarterly Provider Comparisons to All CPAs**

▼ — indicates average for all CPAs





DHS, DFCS, Office of Provider Management  
**Performance-Based Placement Measures**  
**RBWO Provider GA+SCORECARD - CPA**



Report Quarter: Q2 FY2018

Provider/Program Name: Methodist Home for Children & Youth, The - St. Marys Region (942) - CPA				
<b>3296 Winding Rd, St. Marys, GA 31588</b>  <b>Phone: 912 882-7770</b>  <b>Vendor ID# 35460</b>		Quarterly Scores (Grades)		Current Quarter Score (Grade)
		Q1: 102.50 (A+)	Q2: 83.36 (B-)	<b>83.36%</b> <b>(B-)</b>
		Q3: N/A	Q4: N/A	
# New Foster Homes During Quarter: 0		# Children in Care During Quarter: 0	# Placements During Quarter: 0	# Children in Care On Last Day: 0
	Avg Performance All CPAs (%)	Provider Performance (%)*	Possible Points (Weight)	Provider Points Earned
<b>OPM Monitoring Reviews</b>				
Annual Comprehensive Reviews	88%	Not Yet Conducted		
Safety Reviews	94%	100%	15	15.00
<b>Monitoring Sub-Total</b>			<b>15</b>	<b>15.00</b>
<b>CPA Safety Outcomes</b>				
Incidence of Maltreatment	0.20%	Not Eligible		
Staff Training	90%	33%	10	3.30
Staff Safety Checks	90%	100%	10	10.00
<b>Safety Sub-Total</b>			<b>20</b>	<b>13.30</b>
<b>CPA Permanency Outcomes</b>				
Placement Stability	91%	Not Eligible		
<b>Permanency Sub-Total</b>			<b>N/A</b>	
<b>CPA Well-Being Outcomes</b>				
EPSDT Medical Visits	85%	Not Eligible		
EPSDT Dental Visits	79%	Not Eligible		
Academic Supports	77%	Not Eligible		
Provider ECEM Visits	92%	Not Eligible		
Provider General Contacts	91%	Not Eligible		
Placements with Siblings	64%	Not Eligible	Not Scored	Not Scored
Placements within Legal County	18%	Not Eligible	Not Scored	Not Scored
<b>Well-Being Sub-Total</b>			<b>N/A</b>	
*Performance calculation descriptions can be found in the FY 2018 RBWO PBP Measurements and Standards Guide.				

<b>Monitoring &amp; Outcomes: Possible Points = 35</b>	<b>Points Earned: 28.30</b>
<b>Score Before Incentives Credit</b>	<b>80.86%</b>
<b>Incentives Awarded</b>	<b>2.50 pts</b>
<b>PBP Verification</b>	<b>N/A pts</b>
<b>Total Score</b>	<b>83.36%</b>



DHS, DFCS, Office of Provider Management  
**Performance-Based Placement Measures**  
**RBWO Provider GA+SCORECARD - CPA**



Report Quarter: Q2 FY2018

**Provider/Program Name: Methodist Home for Children & Youth, The - St. Marys Region (942) - CPA**

# New Foster Homes During Quarter: 0		# Children in Care During Quarter: 0	# Placements During Quarter: 0	# Children in Care On Last Day: 0
CPA Incentive Credits	Avg Performance All CPAs (%)	Provider Performance (%)*	Possible Points (Weight)	Provider Points Earned
Early EPSDT Medical Visits		Not Eligible	2	
Early EPSDT Dental Visits		Not Eligible	2	
Permanency Contacts		None Planned	5	
Additional Academic Supports		Not Eligible	2	
Foster Hm Retention Rate (threshold = 90)		Not Eligible	2	0.00
Foster Hm Recruitment (threshold = 100)		0%	2	0.00
Active Agency Accreditation		50%	4	2.00
Staff Clinical Licensure		10%	5	0.50
<b>Incentives Total</b>	<b>4.93</b>		<b>24</b>	<b>2.50</b>
Maximum total combined incentive credit allowed is 10 points.			<b>Incentives Awarded</b>	<b>2.50</b>

\*Performance calculation descriptions can be found in the FY 2018 RBWO PBP Measurements and Standards Guide.

**Child Protective Services Investigations and Dispositions**

The following investigations data, which is not used for scoring but is considered significant to a provider's performance, is from Georgia SHINES and is not considered final or complete until the end of the fiscal year.

Total Reports:	0
Number Screened In:	0
Number Screened Out:	0
Number Substantiated:	0
Number Unsubstantiated:	0
Number Active CPS Investigations:	0

**Performance-Based Placement Measures**  
**RBWO Provider GA+SCORECARD - CPA**

Report Quarter: Q2 FY2018

**Provider/Program Name: Morningstar Children and Family Services - Foster Care Services - Brunswick (765) - CPA**

1 Youth Estate Drive, Brunswick, GA 31525

Phone: 912-267-3701

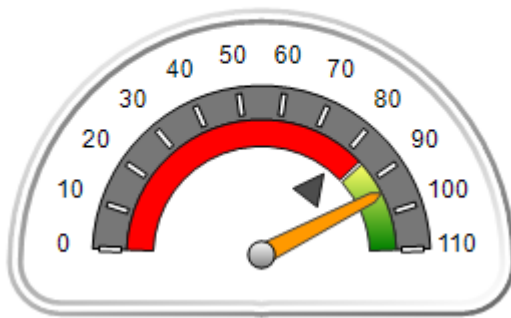
Vendor ID# 53071

1 Youth Estate Drive, Brunswick, GA 31525  Phone: 912-267-3701  Vendor ID# 53071	Quarterly Scores (Grades)		Current Quarter Score (Grade)
	Q1: 92.90 (A-)	Q2: 94.29 (A)	94.29%  (A)
	Q3: N/A	Q4: N/A	
# New Foster Homes During Quarter: 0	# Children in Care During Quarter: 11	# Placements During Quarter: 12	# Children in Care On Last Day: 8

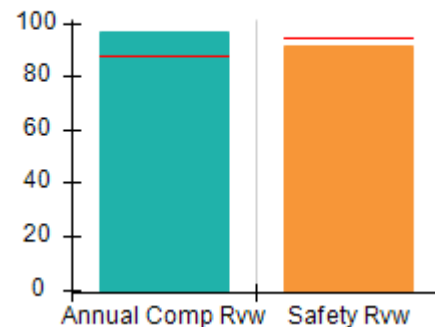
**Quarterly Provider Comparisons to All CPAs**

— indicates average for all CPAs

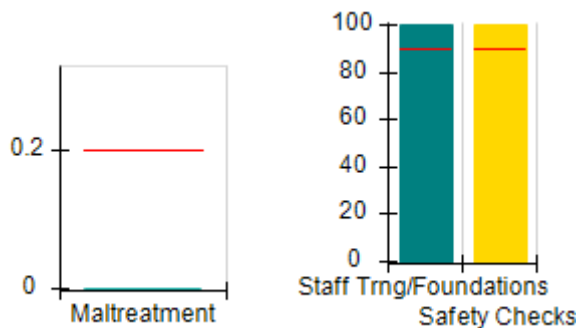
Overall Score (%)



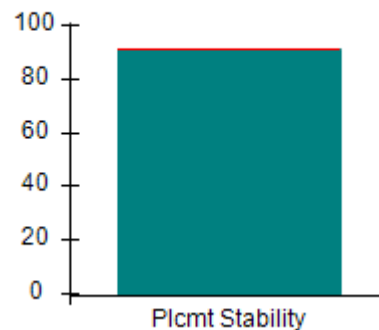
OPM Monitoring Reviews (%)



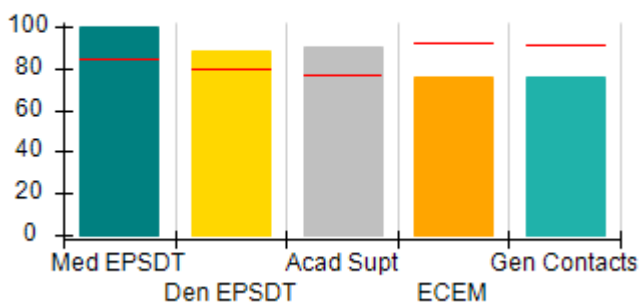
Safety Outcomes (%)



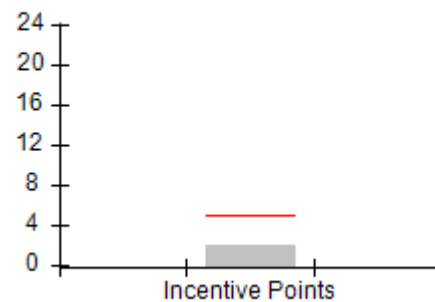
Permanency Outcomes (%)



Well-Being Outcomes (%)



Incentives Earned (Points)







# Performance-Based Placement Measures RBWO Provider GA+SCORECARD - CPA

Report Quarter: Q2 FY2018

**Provider/Program Name: Morningstar Children and Family Services - Foster Care Services - Brunswick (765) - CPA**

<b>1 Youth Estate Drive, Brunswick, GA 31525</b>  <b>Phone: 912-267-3701</b>  <b>Vendor ID# 53071</b>		Quarterly Scores (Grades)		Current Quarter Score (Grade)
		Q1: 92.90 (A-)	Q2: 94.29 (A)	<b>94.29%</b> <b>(A)</b>
		Q3: N/A	Q4: N/A	
# New Foster Homes During Quarter: 0		# Children in Care During Quarter: 11	# Placements During Quarter: 12	# Children in Care On Last Day: 8
	Avg Performance All CPAs (%)	Provider Performance (%)*	Possible Points (Weight)	Provider Points Earned
<b>OPM Monitoring Reviews</b>				
Annual Comprehensive Reviews	88%	96%	25	24.10
Safety Reviews	94%	91%	15	13.68
<b>Monitoring Sub-Total</b>			<b>40</b>	<b>37.78</b>
<b>CPA Safety Outcomes</b>				
Incidence of Maltreatment	0.20%	No Substantiated Reports	10	10.00
Staff Training	90%	100%	5	5.00
Staff Safety Checks	90%	100%	5	5.00
<b>Safety Sub-Total</b>			<b>20</b>	<b>20.00</b>
<b>CPA Permanency Outcomes</b>				
Placement Stability	91%	91%	15	13.65
<b>Permanency Sub-Total</b>			<b>15</b>	<b>13.65</b>
<b>CPA Well-Being Outcomes</b>				
EPSDT Medical Visits	85%	100%	4	4.00
EPSDT Dental Visits	79%	88%	4	3.52
Academic Supports	77%	90%	3	2.70
Provider ECEM Visits	92%	76%	7	5.32
Provider General Contacts	91%	76%	7	5.32
Placements with Siblings	64%	73%	Not Scored	Not Scored
Placements within Legal County	18%	0%	Not Scored	Not Scored
<b>Well-Being Sub-Total</b>			<b>25</b>	<b>20.86</b>

\*Performance calculation descriptions can be found in the FY 2018 RBWO PBP Measurements and Standards Guide.

<b>Monitoring &amp; Outcomes: Possible Points = 100</b>		<b>Points Earned: 92.29</b>	
<b>Score Before Incentives Credit</b>			<b>92.29%</b>
<b>Incentives Awarded</b>			<b>2.00 pts</b>
<b>PBP Verification</b>			<b>N/A pts</b>
<b>Total Score</b>			<b>94.29%</b>



**DHS, DFCS, Office of Provider Management**  
**Performance-Based Placement Measures**  
**RBWO Provider GA+SCORECARD - CPA**



**Report Quarter: Q2 FY2018**

**Provider/Program Name: Morningstar Children and Family Services - Foster Care Services - Brunswick (765) - CPA**

# New Foster Homes During Quarter: 0		# Children in Care During Quarter: 11	# Placements During Quarter: 12	# Children in Care On Last Day: 8
CPA Incentive Credits	Avg Performance All CPAs (%)	Provider Performance (%)*	Possible Points (Weight)	Provider Points Earned
Early EPSDT Medical Visits		Not Eligible	2	
Early EPSDT Dental Visits		0%	2	0.00
Permanency Contacts		None Planned	5	
Additional Academic Supports		0%	2	0.00
Foster Hm Retention Rate (threshold = 90)		67%	2	0.00
Foster Hm Recruitment (threshold = 100)		0%	2	0.00
Active Agency Accreditation		50%	4	2.00
Staff Clinical Licensure		0%	5	0.00
<b>Incentives Total</b>	<b>4.93</b>		<b>24</b>	<b>2.00</b>
Maximum total combined incentive credit allowed is 10 points.			<b>Incentives Awarded</b>	<b>2.00</b>

\*Performance calculation descriptions can be found in the FY 2018 RBWO PBP Measurements and Standards Guide.

**Child Protective Services Investigations and Dispositions**

The following investigations data, which is not used for scoring but is considered significant to a provider's performance, is from Georgia SHINES and is not considered final or complete until the end of the fiscal year.

Total Reports:	0
Number Screened In:	0
Number Screened Out:	0
Number Substantiated:	0
Number Unsubstantiated:	0
Number Active CPS Investigations:	0



DHS, DFCS, Office of Provider Management  
**Performance-Based Placement Measures**  
**RBWO Provider GA+SCORECARD - CPA**



Report Quarter: Q2 FY2018

**Provider/Program Name: Murphy-Harpst Children's Centers - Murphy-Harpst CPA (769) - CPA**

740 Fletcher St., Cedartown, GA 30125

Phone: 770-748-1500

Vendor ID# 35485

**Quarterly Scores (Grades)**

Q1: 98.56 (A+)

Q2: 97.68 (A+)

Q3: N/A

Q4: N/A

**Current Quarter Score (Grade)**

**97.68%**

**(A+)**

# New Foster Homes During Quarter: 1

# Children in Care During Quarter: 43

# Placements During Quarter: 44

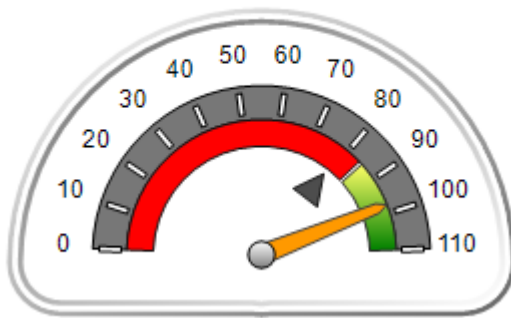
# Children in Care On Last Day: 40

**Quarterly Provider Comparisons to All CPAs**

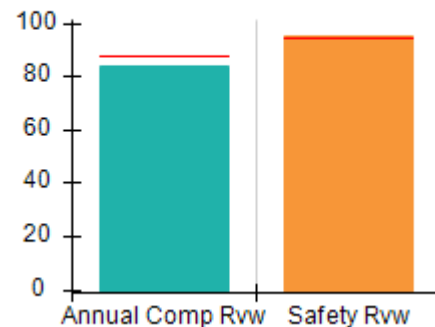


indicates average for all CPAs

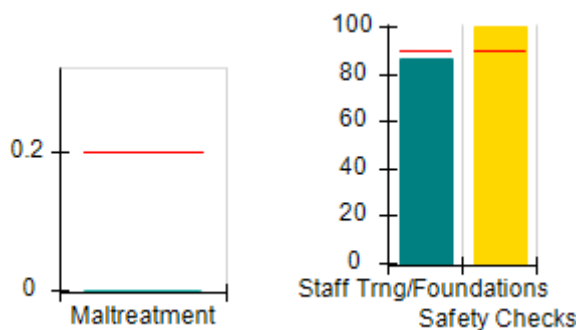
**Overall Score (%)**



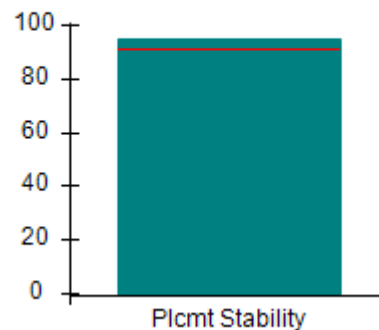
**OPM Monitoring Reviews (%)**



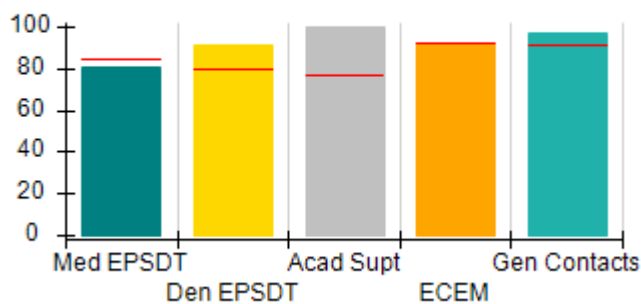
**Safety Outcomes (%)**



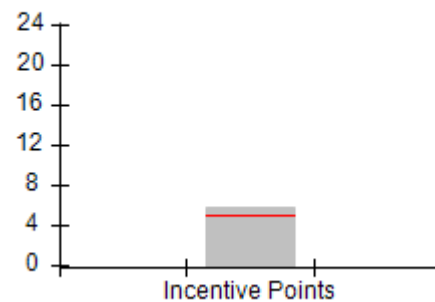
**Permanency Outcomes (%)**



**Well-Being Outcomes (%)**



**Incentives Earned (Points)**





DHS, DFCS, Office of Provider Management  
**Performance-Based Placement Measures**  
**RBWO Provider GA+SCORECARD - CPA**



Report Quarter: Q2 FY2018

**Provider/Program Name: Murphy-Harpst Children's Centers - Murphy-Harpst CPA (769) - CPA**

<b>740 Fletcher St., Cedartown, GA 30125</b>  <b>Phone: 770-748-1500</b>  <b>Vendor ID# 35485</b>	<b>Quarterly Scores (Grades)</b>		<b>Current Quarter Score (Grade)</b>
	<b>Q1: 98.56 (A+)</b>	<b>Q2: 97.68 (A+)</b>	<b>97.68% (A+)</b>
	<b>Q3: N/A</b>	<b>Q4: N/A</b>	

# New Foster Homes During Quarter: 1	# Children in Care During Quarter: 43	# Placements During Quarter: 44	# Children in Care On Last Day: 40
--------------------------------------	---------------------------------------	---------------------------------	------------------------------------

	<b>Avg Performance All CPAs (%)</b>	<b>Provider Performance (%)*</b>	<b>Possible Points (Weight)</b>	<b>Provider Points Earned</b>
--	-------------------------------------	----------------------------------	---------------------------------	-------------------------------

**OPM Monitoring Reviews**

Annual Comprehensive Reviews	88%	84%	25	21.00
Safety Reviews	94%	95%	15	14.32
<b>Monitoring Sub-Total</b>			<b>40</b>	<b>35.32</b>

**CPA Safety Outcomes**

Incidence of Maltreatment	0.20%	No Substantiated Reports	10	10.00
Staff Training	90%	86%	5	4.30
Staff Safety Checks	90%	100%	5	5.00
<b>Safety Sub-Total</b>			<b>20</b>	<b>19.30</b>

**CPA Permanency Outcomes**

Placement Stability	91%	95%	15	14.25
<b>Permanency Sub-Total</b>			<b>15</b>	<b>14.25</b>

**CPA Well-Being Outcomes**

EPSDT Medical Visits	85%	81%	4	3.24
EPSDT Dental Visits	79%	91%	4	3.64
Academic Supports	77%	100%	3	3.00
Provider ECEM Visits	92%	92%	7	6.44
Provider General Contacts	91%	97%	7	6.79
Placements with Siblings	64%	95%	Not Scored	Not Scored
Placements within Legal County	18%	43%	Not Scored	Not Scored
<b>Well-Being Sub-Total</b>			<b>25</b>	<b>23.11</b>

\*Performance calculation descriptions can be found in the FY 2018 RBWO PBP Measurements and Standards Guide.

<b>Monitoring &amp; Outcomes: Possible Points = 100</b>	<b>Points Earned: 91.98</b>
<b>Score Before Incentives Credit</b>	<b>91.98%</b>
<b>Incentives Awarded</b>	<b>5.70 pts</b>
<b>PBP Verification</b>	<b>N/A pts</b>
<b>Total Score</b>	<b>97.68%</b>



**DHS, DFCS, Office of Provider Management**  
**Performance-Based Placement Measures**  
**RBWO Provider GA+SCORECARD - CPA**



**Report Quarter: Q2 FY2018**

**Provider/Program Name: Murphy-Harpst Children's Centers - Murphy-Harpst CPA (769) - CPA**

# New Foster Homes During Quarter: 1		# Children in Care During Quarter: 43	# Placements During Quarter: 44	# Children in Care On Last Day: 40
CPA Incentive Credits	Avg Performance All CPAs (%)	Provider Performance (%)*	Possible Points (Weight)	Provider Points Earned
Early EPSDT Medical Visits		100%	2	2.00
Early EPSDT Dental Visits		73%	2	1.46
Permanency Contacts		None Planned	5	
Additional Academic Supports		12%	2	0.24
Foster Hm Retention Rate (threshold = 90)		88%	2	0.00
Foster Hm Recruitment (threshold = 100)		25%	2	0.00
Active Agency Accreditation		50%	4	2.00
Staff Clinical Licensure		0%	5	0.00
<b>Incentives Total</b>	<b>4.93</b>		<b>24</b>	<b>5.70</b>
Maximum total combined incentive credit allowed is 10 points.			<b>Incentives Awarded</b>	<b>5.70</b>

\*Performance calculation descriptions can be found in the FY 2018 RBWO PBP Measurements and Standards Guide.

**Child Protective Services Investigations and Dispositions**

The following investigations data, which is not used for scoring but is considered significant to a provider's performance, is from Georgia SHINES and is not considered final or complete until the end of the fiscal year.

Total Reports:	1
Number Screened In:	1
Number Screened Out:	0
Number Substantiated:	0
Number Unsubstantiated:	0
Number Active CPS Investigations:	1



DHS, DFCS, Office of Provider Management  
**Performance-Based Placement Measures**  
**RBWO Provider GA+SCORECARD - CPA**  
Report Quarter: Q2 FY2018



**Provider/Program Name: National Youth Advocate Program - Augusta (683) - CPA**

231 Fury's Ferry Rd., Augusta, GA 30901

Phone: 404-761-7997

Vendor ID# 35387

**Quarterly Scores (Grades)**

Q1: 95.72 (A)

Q2: 98.16 (A+)

Q3: N/A

Q4: N/A

**Current Quarter Score (Grade)**

**98.16%**

**(A+)**

# New Foster Homes During Quarter: 3

# Children in Care During Quarter: 72

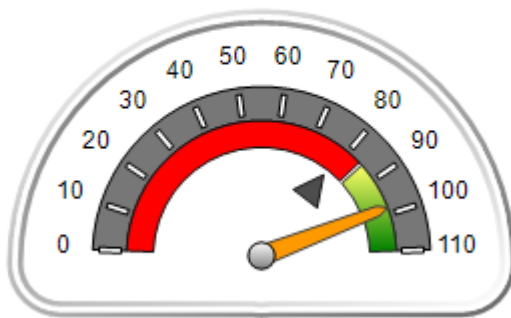
# Placements During Quarter: 74

# Children in Care On Last Day: 57

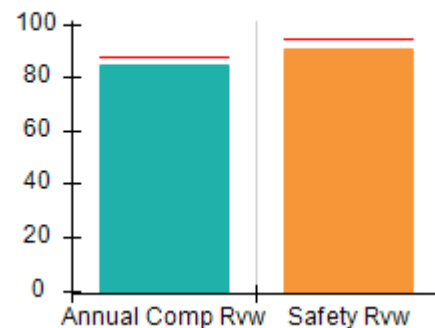
**Quarterly Provider Comparisons to All CPAs**

— indicates average for all CPAs

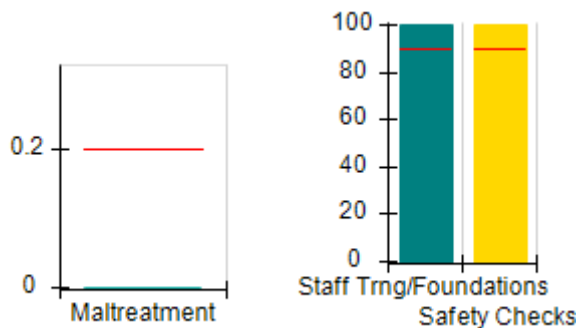
**Overall Score (%)**



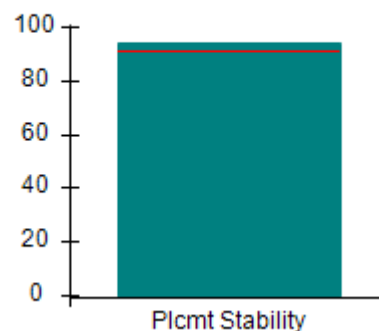
**OPM Monitoring Reviews (%)**



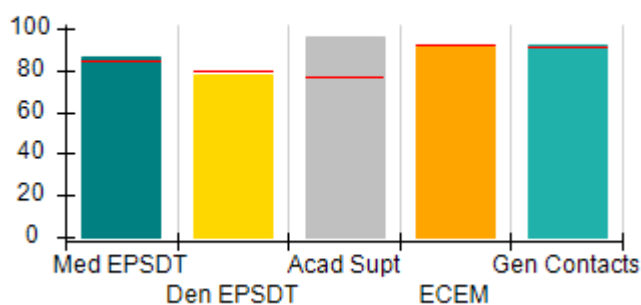
**Safety Outcomes (%)**



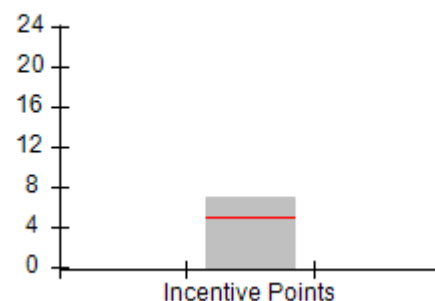
**Permanency Outcomes (%)**



**Well-Being Outcomes (%)**



**Incentives Earned (Points)**





DHS, DFCS, Office of Provider Management  
**Performance-Based Placement Measures**  
**RBWO Provider GA+SCORECARD - CPA**  
 Report Quarter: Q2 FY2018



**Provider/Program Name: National Youth Advocate Program - Augusta (683) - CPA**

231 Fury's Ferry Rd., Augusta, GA 30901  Phone: 404-761-7997  Vendor ID# 35387		Quarterly Scores (Grades)		Current Quarter Score (Grade)
		Q1: 95.72 (A)	Q2: 98.16 (A+)	98.16% (A+)
		Q3: N/A	Q4: N/A	
# New Foster Homes During Quarter: 3		# Children in Care During Quarter: 72	# Placements During Quarter: 74	# Children in Care On Last Day: 57
	Avg Performance All CPAs (%)	Provider Performance (%)*	Possible Points (Weight)	Provider Points Earned
<b>OPM Monitoring Reviews</b>				
Annual Comprehensive Reviews	88%	85%	25	21.18
Safety Reviews	94%	91%	15	13.59
<b>Monitoring Sub-Total</b>			<b>40</b>	<b>34.77</b>
<b>CPA Safety Outcomes</b>				
Incidence of Maltreatment	0.20%	No Substantiated Reports	10	10.00
Staff Training	90%	100%	5	5.00
Staff Safety Checks	90%	100%	5	5.00
<b>Safety Sub-Total</b>			<b>20</b>	<b>20.00</b>
<b>CPA Permanency Outcomes</b>				
Placement Stability	91%	94%	15	14.10
<b>Permanency Sub-Total</b>			<b>15</b>	<b>14.10</b>
<b>CPA Well-Being Outcomes</b>				
EPSDT Medical Visits	85%	86%	4	3.44
EPSDT Dental Visits	79%	78%	4	3.12
Academic Supports	77%	96%	3	2.88
Provider ECEM Visits	92%	91%	7	6.37
Provider General Contacts	91%	92%	7	6.44
Placements with Siblings	64%	62%	Not Scored	Not Scored
Placements within Legal County	18%	50%	Not Scored	Not Scored
<b>Well-Being Sub-Total</b>			<b>25</b>	<b>22.25</b>

\*Performance calculation descriptions can be found in the FY 2018 RBWO PBP Measurements and Standards Guide.

<b>Monitoring &amp; Outcomes: Possible Points = 100</b>		<b>Points Earned: 91.12</b>	
<b>Score Before Incentives Credit</b>			<b>91.12%</b>
<b>Incentives Awarded</b>			<b>7.04 pts</b>
<b>PBP Verification</b>			<b>N/A pts</b>
<b>Total Score</b>			<b>98.16%</b>



**DHS, DFCS, Office of Provider Management**  
**Performance-Based Placement Measures**  
**RBWO Provider GA+SCORECARD - CPA**  
**Report Quarter: Q2 FY2018**



**Provider/Program Name: National Youth Advocate Program - Augusta (683) - CPA**

# New Foster Homes During Quarter: 3		# Children in Care During Quarter: 72	# Placements During Quarter: 74	# Children in Care On Last Day: 57
CPA Incentive Credits	Avg Performance All CPAs (%)	Provider Performance (%)*	Possible Points (Weight)	Provider Points Earned
Early EPSDT Medical Visits		57%	2	1.14
Early EPSDT Dental Visits		40%	2	0.80
Permanency Contacts		0%	5	0.00
Additional Academic Supports		30%	2	0.60
Foster Hm Retention Rate (threshold = 90)		90%	2	2.00
Foster Hm Recruitment (threshold = 100)		75%	2	0.00
Active Agency Accreditation		50%	4	2.00
Staff Clinical Licensure		10%	5	0.50
<b>Incentives Total</b>	<b>4.93</b>		<b>24</b>	<b>7.04</b>
Maximum total combined incentive credit allowed is 10 points.			<b>Incentives Awarded</b>	<b>7.04</b>

\*Performance calculation descriptions can be found in the FY 2018 RBWO PBP Measurements and Standards Guide.

**Child Protective Services Investigations and Dispositions**

The following investigations data, which is not used for scoring but is considered significant to a provider's performance, is from Georgia SHINES and is not considered final or complete until the end of the fiscal year.

Total Reports:	1
Number Screened In:	0
Number Screened Out:	1
Number Substantiated:	0
Number Unsubstantiated:	1
Number Active CPS Investigations:	-1





DHS, DFCS, Office of Provider Management

## Performance-Based Placement Measures

### RBWO Provider GA+SCORECARD - CPA



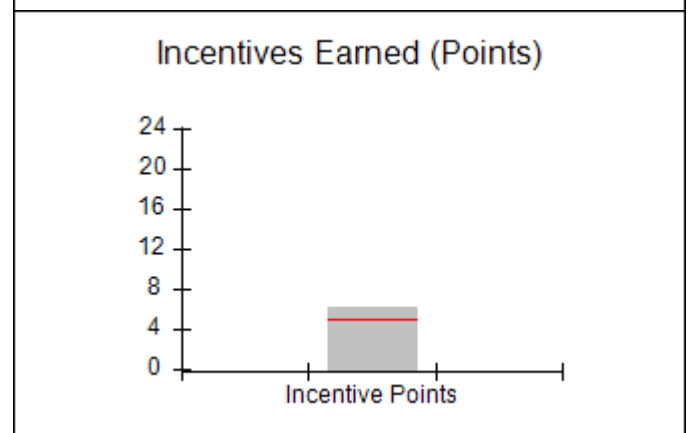
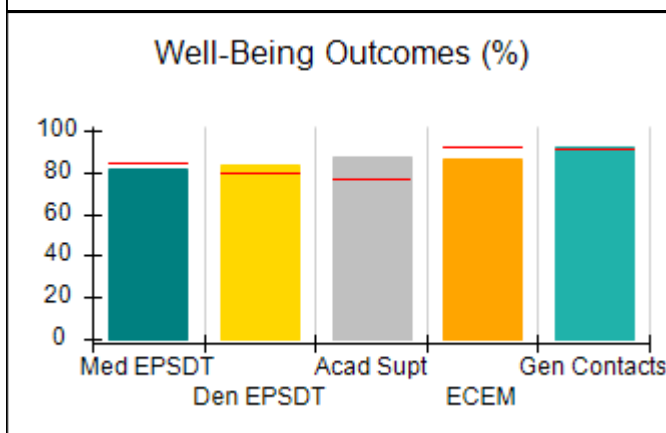
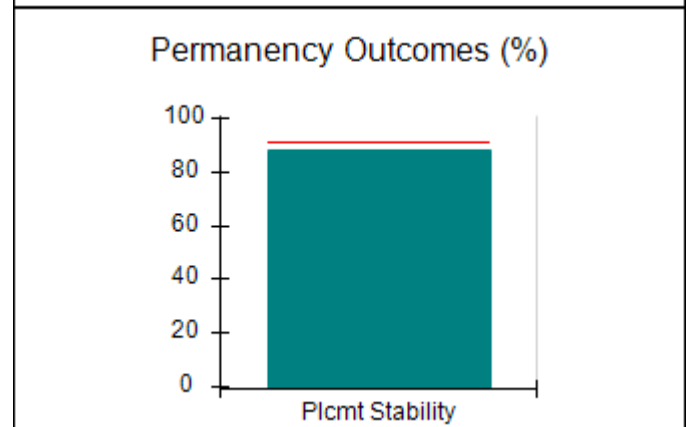
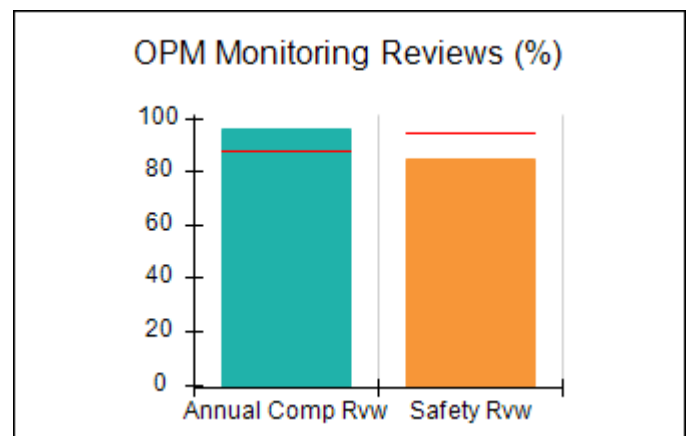
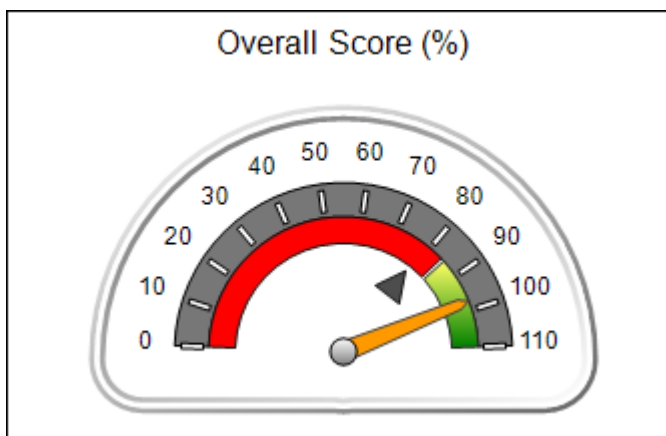
Report Quarter: Q2 FY2018

**Provider/Program Name: National Youth Advocate Program - East Point/Decatur (4389) - CPA**

<b>315 W. Ponce de Leon Ave., Decatur, GA 30030</b> <b>Phone: (404) 761-7997</b> <b>Vendor ID# 84761</b>	Quarterly Scores (Grades)		Current Quarter Score (Grade)
	Q1: 98.47 (A+)	Q2: 97.49 (A+)	97.49% (A+)
	Q3: N/A	Q4: N/A	
# New Foster Homes During Quarter: 7	# Children in Care During Quarter: 98	# Placements During Quarter: 105	# Children in Care On Last Day: 70

### Quarterly Provider Comparisons to All CPAs

▼ — indicates average for all CPAs





**DHS, DFCS, Office of Provider Management**  
**Performance-Based Placement Measures**  
**RBWO Provider GA+SCORECARD - CPA**



**Report Quarter: Q2 FY2018**

**Provider/Program Name: National Youth Advocate Program - East Point/Decatur (4389) - CPA**

<b>315 W. Ponce de Leon Ave., Decatur, GA 30030</b>  <b>Phone: (404) 761-7997</b>  <b>Vendor ID# 84761</b>	<b>Quarterly Scores (Grades)</b>		<b>Current Quarter Score (Grade)</b>
	<b>Q1: 98.47 (A+)</b>	<b>Q2: 97.49 (A+)</b>	<b>97.49%</b>
	<b>Q3: N/A</b>	<b>Q4: N/A</b>	<b>(A+)</b>

# New Foster Homes During Quarter: 7	# Children in Care During Quarter: 98	# Placements During Quarter: 105	# Children in Care On Last Day: 70
--------------------------------------	---------------------------------------	----------------------------------	------------------------------------

	<b>Avg Performance All CPAs (%)</b>	<b>Provider Performance (%)*</b>	<b>Possible Points (Weight)</b>	<b>Provider Points Earned</b>
--	-------------------------------------	----------------------------------	---------------------------------	-------------------------------

**OPM Monitoring Reviews**

Annual Comprehensive Reviews	88%	96%	25	23.90
Safety Reviews	94%	84%	15	12.66
<b>Monitoring Sub-Total</b>			<b>40</b>	<b>36.56</b>

**CPA Safety Outcomes**

Incidence of Maltreatment	0.20%	No Substantiated Reports	10	10.00
Staff Training	90%	100%	5	5.00
Staff Safety Checks	90%	100%	5	5.00
<b>Safety Sub-Total</b>			<b>20</b>	<b>20.00</b>

**CPA Permanency Outcomes**

Placement Stability	91%	88%	15	13.20
<b>Permanency Sub-Total</b>			<b>15</b>	<b>13.20</b>

**CPA Well-Being Outcomes**

EPSDT Medical Visits	85%	82%	4	3.28
EPSDT Dental Visits	79%	83%	4	3.32
Academic Supports	77%	87%	3	2.61
Provider ECEM Visits	92%	86%	7	6.02
Provider General Contacts	91%	92%	7	6.44
Placements with Siblings	64%	72%	Not Scored	Not Scored
Placements within Legal County	18%	17%	Not Scored	Not Scored
<b>Well-Being Sub-Total</b>			<b>25</b>	<b>21.67</b>

\*Performance calculation descriptions can be found in the FY 2018 RBWO PBP Measurements and Standards Guide.

<b>Monitoring &amp; Outcomes: Possible Points = 100</b>	<b>Points Earned: 91.43</b>
<b>Score Before Incentives Credit</b>	<b>91.43%</b>
<b>Incentives Awarded</b>	<b>6.06 pts</b>
<b>PBP Verification</b>	<b>N/A pts</b>
<b>Total Score</b>	<b>97.49%</b>



**DHS, DFCS, Office of Provider Management**  
**Performance-Based Placement Measures**  
**RBWO Provider GA+SCORECARD - CPA**



**Report Quarter: Q2 FY2018**

**Provider/Program Name: National Youth Advocate Program - East Point/Decatur (4389) - CPA**

# New Foster Homes During Quarter: 7		# Children in Care During Quarter: 98	# Placements During Quarter: 105	# Children in Care On Last Day: 70
CPA Incentive Credits	Avg Performance All CPAs (%)	Provider Performance (%)*	Possible Points (Weight)	Provider Points Earned
Early EPSDT Medical Visits		33%	2	0.66
Early EPSDT Dental Visits		17%	2	0.34
Permanency Contacts		0%	5	0.00
Additional Academic Supports		3%	2	0.06
Foster Hm Retention Rate (threshold = 90)		77%	2	0.00
Foster Hm Recruitment (threshold = 100)		150%	2	2.00
Active Agency Accreditation		50%	4	2.00
Staff Clinical Licensure		20%	5	1.00
<b>Incentives Total</b>	<b>4.93</b>		<b>24</b>	<b>6.06</b>
Maximum total combined incentive credit allowed is 10 points.			<b>Incentives Awarded</b>	<b>6.06</b>

\*Performance calculation descriptions can be found in the FY 2018 RBWO PBP Measurements and Standards Guide.

**Child Protective Services Investigations and Dispositions**

The following investigations data, which is not used for scoring but is considered significant to a provider's performance, is from Georgia SHINES and is not considered final or complete until the end of the fiscal year.

Total Reports:	1
Number Screened In:	0
Number Screened Out:	1
Number Substantiated:	0
Number Unsubstantiated:	1
Number Active CPS Investigations:	-1



DHS, DFCS, Office of Provider Management  
**Performance-Based Placement Measures**  
**RBWO Provider GA+SCORECARD - CPA**



Report Quarter: Q2 FY2018

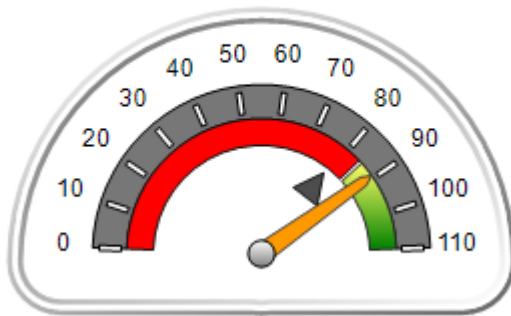
**Provider/Program Name: National Youth Placement Corp, Inc. - Morrow (5141) - CPA**

1115 Mount Zion Road, Morrow, GA 30260 Phone: 678-422-6064 Vendor ID# 114767	Quarterly Scores (Grades)		Current Quarter Score (Grade)
	Q1: 100.87 (A+)	Q2: 89.20 (B+)	89.20% (B+)
	Q3: N/A	Q4: N/A	
# New Foster Homes During Quarter: 3	# Children in Care During Quarter: 21	# Placements During Quarter: 21	# Children in Care On Last Day: 17

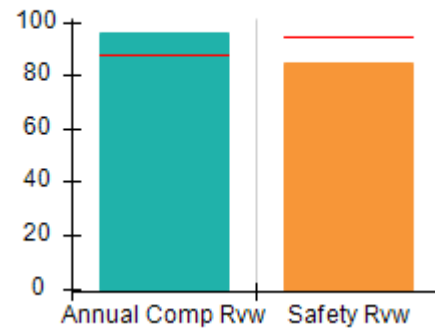
**Quarterly Provider Comparisons to All CPAs**

— indicates average for all CPAs

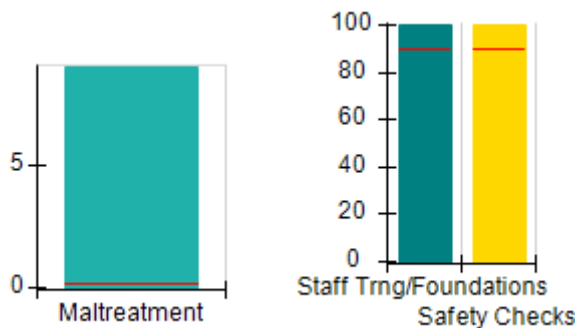
Overall Score (%)



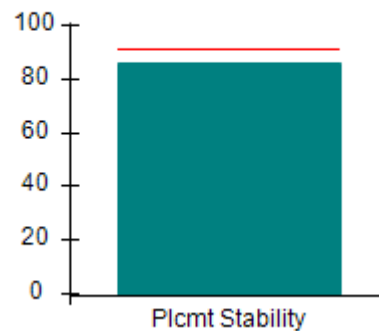
OPM Monitoring Reviews (%)



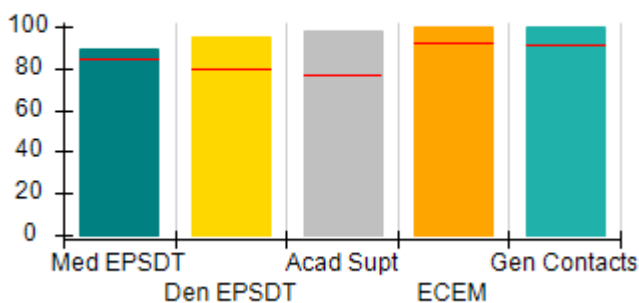
Safety Outcomes (%)



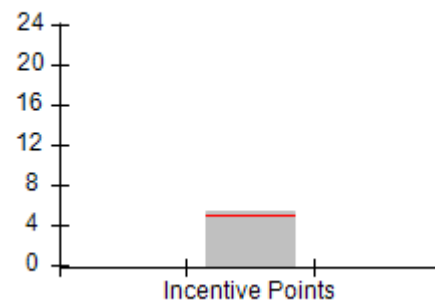
Permanency Outcomes (%)



Well-Being Outcomes (%)



Incentives Earned (Points)





DHS, DFCS, Office of Provider Management  
**Performance-Based Placement Measures**  
**RBWO Provider GA+SCORECARD - CPA**  
 Report Quarter: Q2 FY2018



**Provider/Program Name: National Youth Placement Corp, Inc. - Morrow (5141) - CPA**

1115 Mount Zion Road, Morrow, GA 30260  Phone: 678-422-6064  Vendor ID# 114767		Quarterly Scores (Grades)		Current Quarter Score (Grade)
		Q1: 100.87 (A+)	Q2: 89.20 (B+)	89.20% (B+)
		Q3: N/A	Q4: N/A	
# New Foster Homes During Quarter: 3		# Children in Care During Quarter: 21	# Placements During Quarter: 21	# Children in Care On Last Day: 17
	Avg Performance All CPAs (%)	Provider Performance (%)*	Possible Points (Weight)	Provider Points Earned
<b>OPM Monitoring Reviews</b>				
Annual Comprehensive Reviews	88%	96%	25	23.89
Safety Reviews	94%	85%	15	12.74
<b>Monitoring Sub-Total</b>			<b>40</b>	<b>36.64</b>
<b>CPA Safety Outcomes</b>				
Incidence of Maltreatment	0.20%	2 Substantiated Reports	10	0.00
Staff Training	90%	100%	5	5.00
Staff Safety Checks	90%	100%	5	5.00
<b>Safety Sub-Total</b>			<b>20</b>	<b>10.00</b>
<b>CPA Permanency Outcomes</b>				
Placement Stability	91%	86%	15	12.90
<b>Permanency Sub-Total</b>			<b>15</b>	<b>12.90</b>
<b>CPA Well-Being Outcomes</b>				
EPSDT Medical Visits	85%	89%	4	3.56
EPSDT Dental Visits	79%	95%	4	3.80
Academic Supports	77%	98%	3	2.94
Provider ECEM Visits	92%	100%	7	7.00
Provider General Contacts	91%	100%	7	7.00
Placements with Siblings	64%	32%	Not Scored	Not Scored
Placements within Legal County	18%	0%	Not Scored	Not Scored
<b>Well-Being Sub-Total</b>			<b>25</b>	<b>24.30</b>

\*Performance calculation descriptions can be found in the FY 2018 RBWO PBP Measurements and Standards Guide.

<b>Monitoring &amp; Outcomes: Possible Points = 100</b>		<b>Points Earned: 83.84</b>	
<b>Score Before Incentives Credit</b>			<b>83.84%</b>
<b>Incentives Awarded</b>			<b>5.36 pts</b>
<b>PBP Verification</b>			<b>N/A pts</b>
<b>Total Score</b>			<b>89.20%</b>



**DHS, DFCS, Office of Provider Management**  
**Performance-Based Placement Measures**  
**RBWO Provider GA+SCORECARD - CPA**  
**Report Quarter: Q2 FY2018**



**Provider/Program Name: National Youth Placement Corp, Inc. - Morrow (5141) - CPA**

# New Foster Homes During Quarter: 3		# Children in Care During Quarter: 21	# Placements During Quarter: 21	# Children in Care On Last Day: 17
CPA Incentive Credits	Avg Performance All CPAs (%)	Provider Performance (%)*	Possible Points (Weight)	Provider Points Earned
Early EPSDT Medical Visits		50%	2	1.00
Early EPSDT Dental Visits		67%	2	1.34
Permanency Contacts		None Planned	5	
Additional Academic Supports		26%	2	0.52
Foster Hm Retention Rate (threshold = 90)		73%	2	0.00
Foster Hm Recruitment (threshold = 100)		100%	2	2.00
Active Agency Accreditation		0%	4	0.00
Staff Clinical Licensure		10%	5	0.50
<b>Incentives Total</b>	<b>4.93</b>		<b>24</b>	<b>5.36</b>
Maximum total combined incentive credit allowed is 10 points.			<b>Incentives Awarded</b>	<b>5.36</b>

\*Performance calculation descriptions can be found in the FY 2018 RBWO PBP Measurements and Standards Guide.

**Child Protective Services Investigations and Dispositions**

The following investigations data, which is not used for scoring but is considered significant to a provider's performance, is from Georgia SHINES and is not considered final or complete until the end of the fiscal year.

Total Reports:	2
Number Screened In:	2
Number Screened Out:	0
Number Substantiated:	2
Number Unsubstantiated:	0
Number Active CPS Investigations:	0



DHS, DFCS, Office of Provider Management  
**Performance-Based Placement Measures**  
**RBWO Provider GA+SCORECARD - CPA**



Report Quarter: Q2 FY2018

**Provider/Program Name: National Youth Placement Corp, Inc. - Norcross (5323) - CPA**

4056 Wetherburn Way, Norcross, GA 30092

Phone: 678-736-4340

Vendor ID# 155552

Quarterly Scores (Grades)

Current Quarter Score  
(Grade)

Q1: N/A

Q2: N/A

N/A%

Q3: N/A

Q4: N/A

# New Foster Homes During Quarter: 0

# Children in Care During  
Quarter: 0

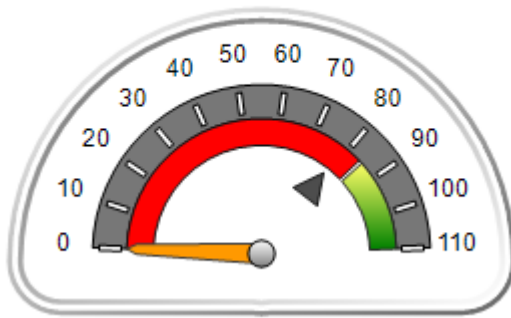
# Placements During  
Quarter: 0

# Children in Care On Last  
Day: 0

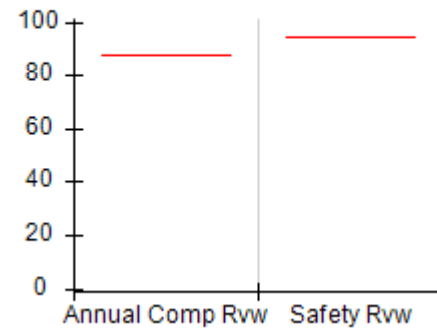
**Quarterly Provider Comparisons to All CPAs**

— indicates average for all CPAs

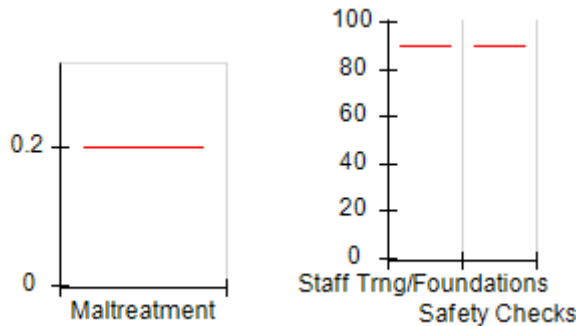
Overall Score (%)



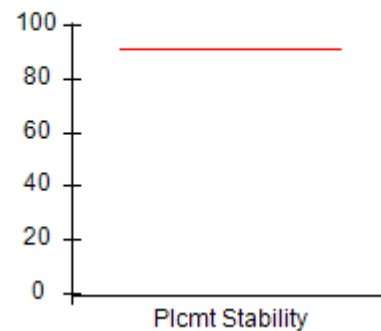
OPM Monitoring Reviews (%)



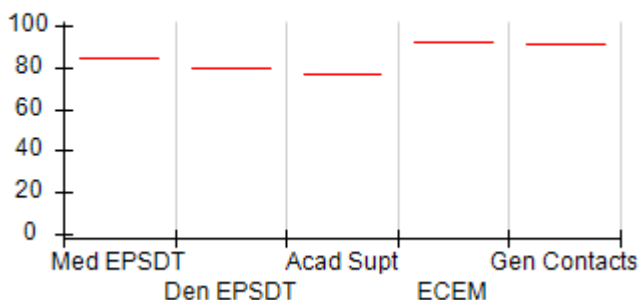
Safety Outcomes (%)



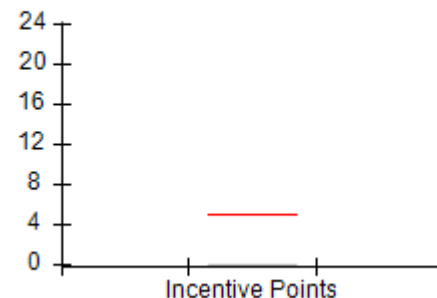
Permanency Outcomes (%)



Well-Being Outcomes (%)



Incentives Earned (Points)





**DHS, DFCS, Office of Provider Management**  
**Performance-Based Placement Measures**  
**RBWO Provider GA+SCORECARD - CPA**  
**Report Quarter: Q2 FY2018**



**Provider/Program Name: National Youth Placement Corp, Inc. - Norcross (5323) - CPA**

<b>4056 Wetherburn Way, Norcross, GA 30092</b>  <b>Phone: 678-736-4340</b>  <b>Vendor ID# 155552</b>		Quarterly Scores (Grades)		Current Quarter Score (Grade)
		Q1: N/A	Q2: N/A	N/A% (F)
		Q3: N/A	Q4: N/A	
# New Foster Homes During Quarter: 0		# Children in Care During Quarter: 0	# Placements During Quarter: 0	# Children in Care On Last Day: 0
	Avg Performance All CPAs (%)	Provider Performance (%)*	Possible Points (Weight)	Provider Points Earned
<b>OPM Monitoring Reviews</b>				
Annual Comprehensive Reviews	88%	Not Yet Conducted		
Safety Reviews	94%	Not Yet Conducted		
<b>Monitoring Sub-Total</b>				<b>0.00</b>
<b>CPA Safety Outcomes</b>				
Incidence of Maltreatment	0.20%	Not Eligible		
Staff Training	90%	Not Eligible		
Staff Safety Checks	90%	Not Eligible		
<b>Safety Sub-Total</b>			<b>N/A</b>	
<b>CPA Permanency Outcomes</b>				
Placement Stability	91%	Not Eligible		
<b>Permanency Sub-Total</b>			<b>N/A</b>	
<b>CPA Well-Being Outcomes</b>				
EPSDT Medical Visits	85%	Not Eligible		
EPSDT Dental Visits	79%	Not Eligible		
Academic Supports	77%	Not Eligible		
Provider ECEM Visits	92%	Not Eligible		
Provider General Contacts	91%	Not Eligible		
Placements with Siblings	64%	Not Eligible	Not Scored	Not Scored
Placements within Legal County	18%	Not Eligible	Not Scored	Not Scored
<b>Well-Being Sub-Total</b>			<b>N/A</b>	

\*Performance calculation descriptions can be found in the FY 2018 RBWO PBP Measurements and Standards Guide.

<b>Monitoring &amp; Outcomes: Possible Points = 0</b>	<b>Points Earned: N/A</b>
<b>Score Before Incentives Credit</b>	<b>N/A</b>
<b>Incentives Awarded</b>	<b>0.00 pts</b>
<b>PBP Verification</b>	<b>N/A pts</b>
<b>Total Score</b>	<b>N/A%</b>





**DHS, DFCS, Office of Provider Management**  
**Performance-Based Placement Measures**  
**RBWO Provider GA+SCORECARD - CPA**  
**Report Quarter: Q2 FY2018**



**Provider/Program Name: National Youth Placement Corp, Inc. - Norcross (5323) - CPA**

# New Foster Homes During Quarter: 0		# Children in Care During Quarter: 0	# Placements During Quarter: 0	# Children in Care On Last Day: 0
CPA Incentive Credits	Avg Performance All CPAs (%)	Provider Performance (%)*	Possible Points (Weight)	Provider Points Earned
Early EPSDT Medical Visits		Not Eligible	2	
Early EPSDT Dental Visits		Not Eligible	2	
Permanency Contacts		None Planned	5	
Additional Academic Supports		Not Eligible	2	
Foster Hm Retention Rate (threshold = 90)		Not Eligible	2	0.00
Foster Hm Recruitment (threshold = 100)		0%	2	0.00
Active Agency Accreditation		0%	4	0.00
Staff Clinical Licensure		0%	5	0.00
<b>Incentives Total</b>	<b>4.93</b>		<b>24</b>	<b>0.00</b>
Maximum total combined incentive credit allowed is 10 points.			<b>Incentives Awarded</b>	<b>0.00</b>

\*Performance calculation descriptions can be found in the FY 2018 RBWO PBP Measurements and Standards Guide.

**Child Protective Services Investigations and Dispositions**

The following investigations data, which is not used for scoring but is considered significant to a provider's performance, is from Georgia SHINES and is not considered final or complete until the end of the fiscal year.

Total Reports:	0
Number Screened In:	0
Number Screened Out:	0
Number Substantiated:	0
Number Unsubstantiated:	0
Number Active CPS Investigations:	0



DHS, DFCS, Office of Provider Management  
**Performance-Based Placement Measures**  
**RBWO Provider GA+SCORECARD - CPA**



Report Quarter: Q2 FY2018

**Provider/Program Name: Neighbor to Family - Chatham County (4960) - CPA**

801 Green St., Augusta, GA 30901

Phone: 706-396-2180

Vendor ID# 89583

**Quarterly Scores (Grades)**

Q1: 92.81 (A-)

Q2: 78.40 (C+)

Q3: N/A

Q4: N/A

**Current Quarter Score (Grade)**

**78.40%**

**(C+)**

# New Foster Homes During Quarter: 0

# Children in Care During Quarter: 2

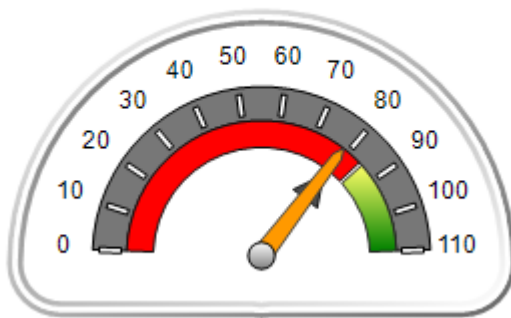
# Placements During Quarter: 2

# Children in Care On Last Day: 0

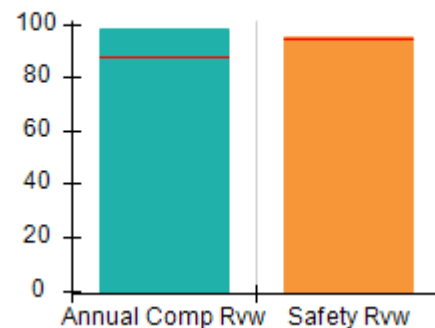
**Quarterly Provider Comparisons to All CPAs**

— indicates average for all CPAs

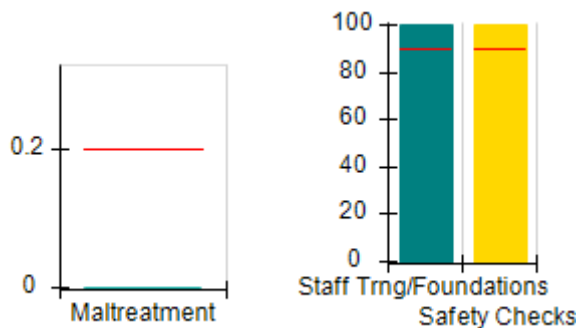
**Overall Score (%)**



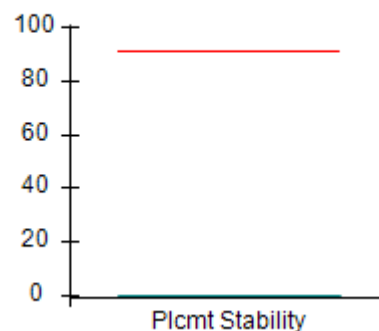
**OPM Monitoring Reviews (%)**



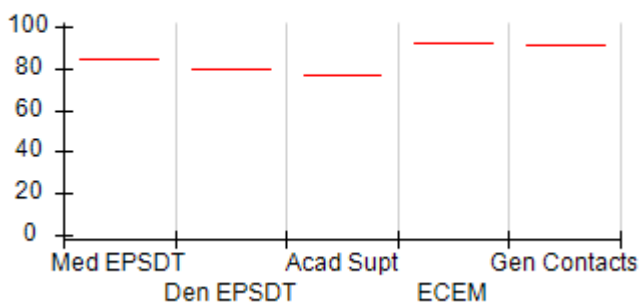
**Safety Outcomes (%)**




**Permanency Outcomes (%)**



**Well-Being Outcomes (%)**



**Incentives Earned (Points)**





DHS, DFCS, Office of Provider Management  
**Performance-Based Placement Measures**  
**RBWO Provider GA+SCORECARD - CPA**  
 Report Quarter: Q2 FY2018



**Provider/Program Name: Neighbor to Family - Chatham County (4960) - CPA**

801 Green St., Augusta, GA 30901 Phone: 706-396-2180 Vendor ID# 89583		Quarterly Scores (Grades)		Current Quarter Score (Grade)
		Q1: 92.81 (A-)	Q2: 78.40 (C+)	78.40% (C+)
		Q3: N/A	Q4: N/A	
# New Foster Homes During Quarter: 0		# Children in Care During Quarter: 2	# Placements During Quarter: 2	# Children in Care On Last Day: 0
	Avg Performance All CPAs (%)	Provider Performance (%)*	Possible Points (Weight)	Provider Points Earned
<b>OPM Monitoring Reviews</b>				
Annual Comprehensive Reviews	88%	98%	25	24.58
Safety Reviews	94%	95%	15	14.22
<b>Monitoring Sub-Total</b>			<b>40</b>	<b>38.80</b>
<b>CPA Safety Outcomes</b>				
Incidence of Maltreatment	0.20%	No Substantiated Reports	10	10.00
Staff Training	90%	100%	5	5.00
Staff Safety Checks	90%	100%	5	5.00
<b>Safety Sub-Total</b>			<b>20</b>	<b>20.00</b>
<b>CPA Permanency Outcomes</b>				
Placement Stability	91%	0%	15	0.00
<b>Permanency Sub-Total</b>			<b>15</b>	<b>0.00</b>
<b>CPA Well-Being Outcomes</b>				
EPSDT Medical Visits	85%	Not Eligible		
EPSDT Dental Visits	79%	Not Eligible		
Academic Supports	77%	Not Eligible		
Provider ECEM Visits	92%	Not Eligible		
Provider General Contacts	91%	Not Eligible		
Placements with Siblings	64%	0%	Not Scored	Not Scored
Placements within Legal County	18%	Not Eligible	Not Scored	Not Scored
<b>Well-Being Sub-Total</b>			<b>N/A</b>	

\*Performance calculation descriptions can be found in the FY 2018 RBWO PBP Measurements and Standards Guide.

<b>Monitoring &amp; Outcomes: Possible Points = 75</b>		<b>Points Earned: 58.80</b>	
<b>Score Before Incentives Credit</b>			<b>78.40%</b>
<b>Incentives Awarded</b>			<b>0.00 pts</b>
<b>PBP Verification</b>			<b>N/A pts</b>
<b>Total Score</b>			<b>78.40%</b>



DHS, DFCS, Office of Provider Management  
**Performance-Based Placement Measures**  
**RBWO Provider GA+SCORECARD - CPA**  
Report Quarter: Q2 FY2018



**Provider/Program Name: Neighbor to Family - Chatham County (4960) - CPA**

# New Foster Homes During Quarter: 0		# Children in Care During Quarter: 2	# Placements During Quarter: 2	# Children in Care On Last Day: 0
CPA Incentive Credits	Avg Performance All CPAs (%)	Provider Performance (%)*	Possible Points (Weight)	Provider Points Earned
Early EPSDT Medical Visits		Not Eligible	2	
Early EPSDT Dental Visits		Not Eligible	2	
Permanency Contacts		None Planned	5	
Additional Academic Supports		Not Eligible	2	
Foster Hm Retention Rate (threshold = 90)		Not Eligible	2	0.00
Foster Hm Recruitment (threshold = 100)		0%	2	0.00
Active Agency Accreditation		0%	4	0.00
Staff Clinical Licensure		0%	5	0.00
<b>Incentives Total</b>	<b>4.93</b>		<b>24</b>	<b>0.00</b>
Maximum total combined incentive credit allowed is 10 points.			<b>Incentives Awarded</b>	<b>0.00</b>

\*Performance calculation descriptions can be found in the FY 2018 RBWO PBP Measurements and Standards Guide.

**Child Protective Services Investigations and Dispositions**

The following investigations data, which is not used for scoring but is considered significant to a provider's performance, is from Georgia SHINES and is not considered final or complete until the end of the fiscal year.

Total Reports:	0
Number Screened In:	0
Number Screened Out:	0
Number Substantiated:	0
Number Unsubstantiated:	0
Number Active CPS Investigations:	0



DHS, DFCS, Office of Provider Management

## Performance-Based Placement Measures

### RBWO Provider GA+SCORECARD - CPA



Report Quarter: Q2 FY2018

**Provider/Program Name: Neighbor to Family - Dekalb County (1031) - CPA**

2075 West Park Place Blvd., Stone Mountain,  
GA 30087

Phone: 404-486-5831

Vendor ID# 35503

#### Quarterly Scores (Grades)

Q1: 95.79 (A)

Q2: 94.80 (A)

Q3: N/A

Q4: N/A

#### Current Quarter Score (Grade)

94.80%

(A)

# New Foster Homes During Quarter: 0

# Children in Care During  
Quarter: 54

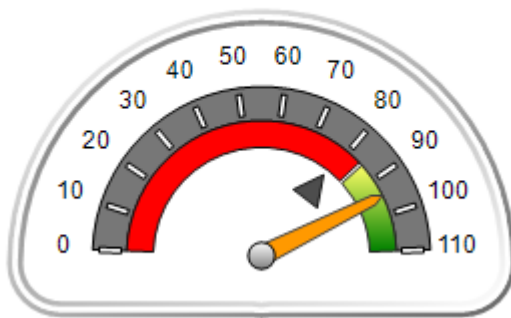
# Placements During  
Quarter: 54

# Children in Care On Last  
Day: 47

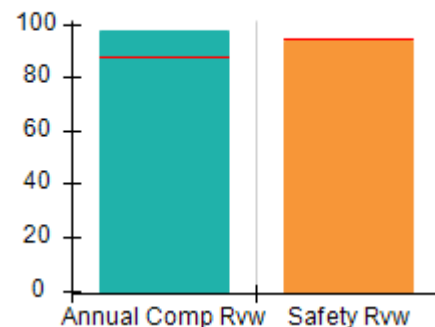
### Quarterly Provider Comparisons to All CPAs

▼ — indicates average for all CPAs

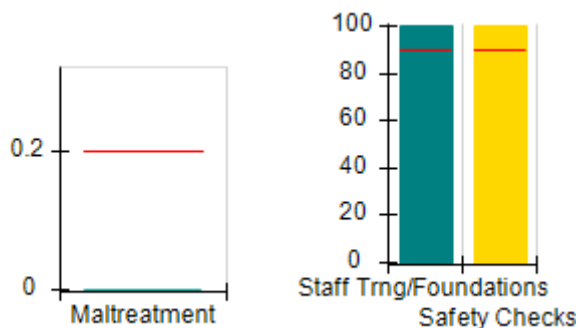
#### Overall Score (%)



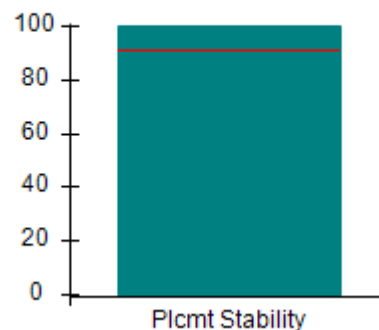
#### OPM Monitoring Reviews (%)



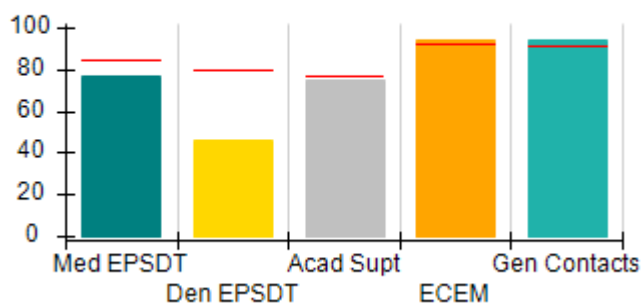
#### Safety Outcomes (%)



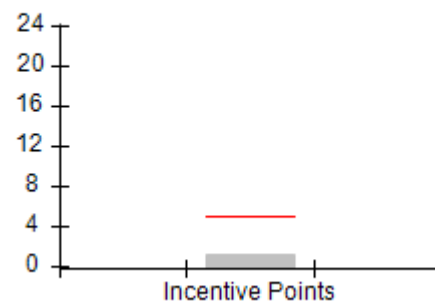
#### Permanency Outcomes (%)



#### Well-Being Outcomes (%)



#### Incentives Earned (Points)





DHS, DFCS, Office of Provider Management  
**Performance-Based Placement Measures**  
**RBWO Provider GA+SCORECARD - CPA**  
 Report Quarter: Q2 FY2018



**Provider/Program Name: Neighbor to Family - Dekalb County (1031) - CPA**

2075 West Park Place Blvd., Stone Mountain, GA 30087

Phone: 404-486-5831

Vendor ID# 35503

Quarterly Scores (Grades)		Current Quarter Score (Grade)
Q1: 95.79 (A)	Q2: 94.80 (A)	94.80% (A)
Q3: N/A	Q4: N/A	

# New Foster Homes During Quarter: 0	# Children in Care During Quarter: 54	# Placements During Quarter: 54	# Children in Care On Last Day: 47
--------------------------------------	---------------------------------------	---------------------------------	------------------------------------

	Avg Performance All CPAs (%)	Provider Performance (%)*	Possible Points (Weight)	Provider Points Earned
--	------------------------------	---------------------------	--------------------------	------------------------

**OPM Monitoring Reviews**

Annual Comprehensive Reviews	88%	97%	25	24.28
Safety Reviews	94%	94%	15	14.09
<b>Monitoring Sub-Total</b>			<b>40</b>	<b>38.37</b>

**CPA Safety Outcomes**

Incidence of Maltreatment	0.20%	No Substantiated Reports	10	10.00
Staff Training	90%	100%	5	5.00
Staff Safety Checks	90%	100%	5	5.00
<b>Safety Sub-Total</b>			<b>20</b>	<b>20.00</b>

**CPA Permanency Outcomes**

Placement Stability	91%	100%	15	15.00
<b>Permanency Sub-Total</b>			<b>15</b>	<b>15.00</b>

**CPA Well-Being Outcomes**

EPSDT Medical Visits	85%	77%	4	3.08
EPSDT Dental Visits	79%	46%	4	1.84
Academic Supports	77%	75%	3	2.25
Provider ECEM Visits	92%	94%	7	6.58
Provider General Contacts	91%	94%	7	6.58
Placements with Siblings	64%	64%	Not Scored	Not Scored
Placements within Legal County	18%	33%	Not Scored	Not Scored
<b>Well-Being Sub-Total</b>			<b>25</b>	<b>20.33</b>

\*Performance calculation descriptions can be found in the FY 2018 RBWO PBP Measurements and Standards Guide.

<b>Monitoring &amp; Outcomes: Possible Points = 100</b>	<b>Points Earned: 93.70</b>
<b>Score Before Incentives Credit</b>	<b>93.70%</b>
<b>Incentives Awarded</b>	<b>1.10 pts</b>
<b>PBP Verification</b>	<b>N/A pts</b>
<b>Total Score</b>	<b>94.80%</b>



DHS, DFCS, Office of Provider Management  
**Performance-Based Placement Measures**  
**RBWO Provider GA+SCORECARD - CPA**  
Report Quarter: Q2 FY2018



**Provider/Program Name: Neighbor to Family - Dekalb County (1031) - CPA**

# New Foster Homes During Quarter: 0		# Children in Care During Quarter: 54	# Placements During Quarter: 54	# Children in Care On Last Day: 47
CPA Incentive Credits	Avg Performance All CPAs (%)	Provider Performance (%)*	Possible Points (Weight)	Provider Points Earned
Early EPSDT Medical Visits		15%	2	0.30
Early EPSDT Dental Visits		14%	2	0.28
Permanency Contacts		0%	5	0.00
Additional Academic Supports		1%	2	0.02
Foster Hm Retention Rate (threshold = 90)		82%	2	0.00
Foster Hm Recruitment (threshold = 100)		0%	2	0.00
Active Agency Accreditation		0%	4	0.00
Staff Clinical Licensure		10%	5	0.50
<b>Incentives Total</b>	<b>4.93</b>		<b>24</b>	<b>1.10</b>
Maximum total combined incentive credit allowed is 10 points.			<b>Incentives Awarded</b>	<b>1.10</b>

\*Performance calculation descriptions can be found in the FY 2018 RBWO PBP Measurements and Standards Guide.

**Child Protective Services Investigations and Dispositions**

The following investigations data, which is not used for scoring but is considered significant to a provider's performance, is from Georgia SHINES and is not considered final or complete until the end of the fiscal year.

Total Reports:	2
Number Screened In:	2
Number Screened Out:	0
Number Substantiated:	0
Number Unsubstantiated:	1
Number Active CPS Investigations:	1



DHS, DFCS, Office of Provider Management  
**Performance-Based Placement Measures**  
**RBWO Provider GA+SCORECARD - CPA**



Report Quarter: Q2 FY2018

**Provider/Program Name: Neighbor to Family - Douglas County (1033) - CPA**

2075 W Park Pl., Stone Mountain, GA 30087

Phone: 770-465-5170

Vendor ID# 35502

Quarterly Scores (Grades)

Q1: 97.52 (A+)

Q2: 104.17 (A+)

Q3: N/A

Q4: N/A

Current Quarter Score (Grade)

**104.17%**  
**(A+)**

# New Foster Homes During Quarter: 1

# Children in Care During Quarter: 8

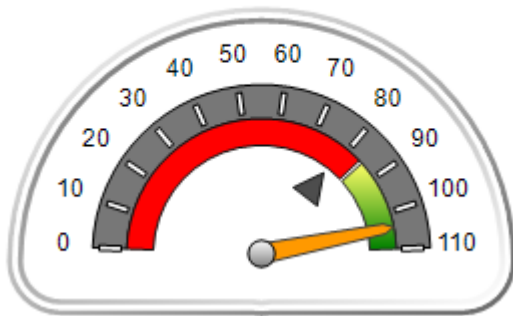
# Placements During Quarter: 8

# Children in Care On Last Day: 5

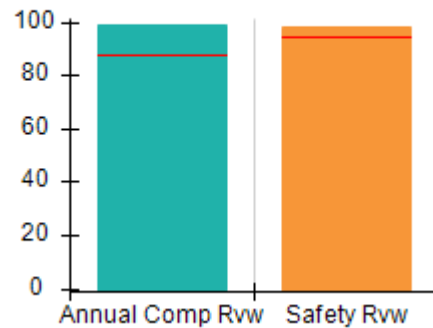
**Quarterly Provider Comparisons to All CPAs**

— indicates average for all CPAs

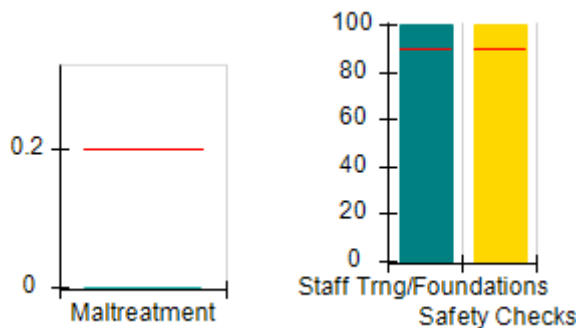
Overall Score (%)



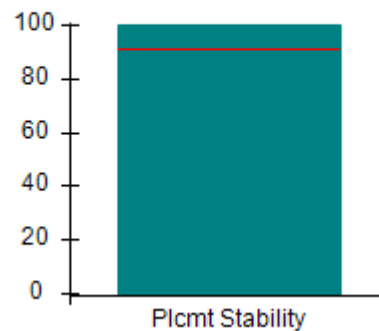
OPM Monitoring Reviews (%)



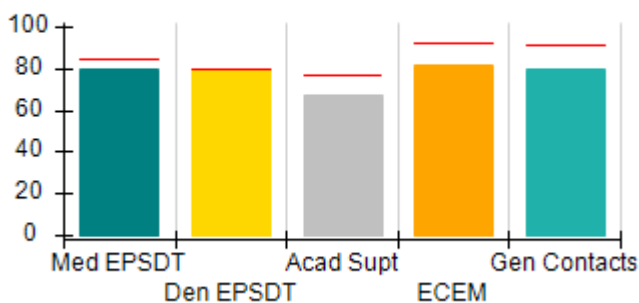
Safety Outcomes (%)



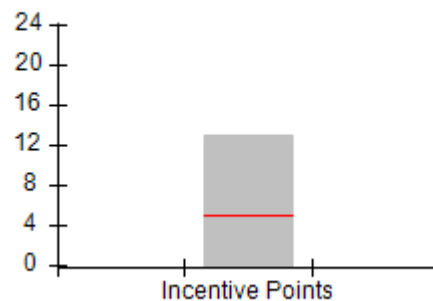
Permanency Outcomes (%)



Well-Being Outcomes (%)



Incentives Earned (Points)







DHS, DFCS, Office of Provider Management  
**Performance-Based Placement Measures**  
**RBWO Provider GA+SCORECARD - CPA**  
 Report Quarter: Q2 FY2018



**Provider/Program Name: Neighbor to Family - Douglas County (1033) - CPA**

2075 W Park Pl., Stone Mountain, GA 30087  Phone: 770-465-5170  Vendor ID# 35502		Quarterly Scores (Grades)		Current Quarter Score (Grade)
		Q1: 97.52 (A+)	Q2: 104.17 (A+)	104.17% (A+)
		Q3: N/A	Q4: N/A	
# New Foster Homes During Quarter: 1		# Children in Care During Quarter: 8	# Placements During Quarter: 8	# Children in Care On Last Day: 5
	Avg Performance All CPAs (%)	Provider Performance (%)*	Possible Points (Weight)	Provider Points Earned
<b>OPM Monitoring Reviews</b>				
Annual Comprehensive Reviews	88%	99%	25	24.75
Safety Reviews	94%	98%	15	14.67
<b>Monitoring Sub-Total</b>			<b>40</b>	<b>39.42</b>
<b>CPA Safety Outcomes</b>				
Incidence of Maltreatment	0.20%	No Substantiated Reports	10	10.00
Staff Training	90%	100%	5	5.00
Staff Safety Checks	90%	100%	5	5.00
<b>Safety Sub-Total</b>			<b>20</b>	<b>20.00</b>
<b>CPA Permanency Outcomes</b>				
Placement Stability	91%	100%	15	15.00
<b>Permanency Sub-Total</b>			<b>15</b>	<b>15.00</b>
<b>CPA Well-Being Outcomes</b>				
EPSDT Medical Visits	85%	80%	4	3.20
EPSDT Dental Visits	79%	80%	4	3.20
Academic Supports	77%	67%	3	2.01
Provider ECEM Visits	92%	82%	7	5.74
Provider General Contacts	91%	80%	7	5.60
Placements with Siblings	64%	Not Eligible	Not Scored	Not Scored
Placements within Legal County	18%	67%	Not Scored	Not Scored
<b>Well-Being Sub-Total</b>			<b>25</b>	<b>19.75</b>

\*Performance calculation descriptions can be found in the FY 2018 RBWO PBP Measurements and Standards Guide.

<b>Monitoring &amp; Outcomes: Possible Points = 100</b>	<b>Points Earned: 94.17</b>
<b>Score Before Incentives Credit</b>	<b>94.17%</b>
<b>Incentives Awarded</b>	<b>10.00 pts</b>
<b>PBP Verification</b>	<b>N/A pts</b>
<b>Total Score</b>	<b>104.17%</b>



DHS, DFCS, Office of Provider Management  
**Performance-Based Placement Measures**  
**RBWO Provider GA+SCORECARD - CPA**  
Report Quarter: Q2 FY2018



**Provider/Program Name: Neighbor to Family - Douglas County (1033) - CPA**

# New Foster Homes During Quarter: 1		# Children in Care During Quarter: 8	# Placements During Quarter: 8	# Children in Care On Last Day: 5
CPA Incentive Credits	Avg Performance All CPAs (%)	Provider Performance (%)*	Possible Points (Weight)	Provider Points Earned
Early EPSDT Medical Visits		75%	2	1.50
Early EPSDT Dental Visits		67%	2	1.34
Permanency Contacts		100%	5	5.00
Additional Academic Supports		33%	2	0.66
Foster Hm Retention Rate (threshold = 90)		100%	2	2.00
Foster Hm Recruitment (threshold = 100)		100%	2	2.00
Active Agency Accreditation		0%	4	0.00
Staff Clinical Licensure		10%	5	0.50
<b>Incentives Total</b>	<b>4.93</b>		<b>24</b>	<b>13.00</b>
Maximum total combined incentive credit allowed is 10 points.			<b>Incentives Awarded</b>	<b>10.00</b>

\*Performance calculation descriptions can be found in the FY 2018 RBWO PBP Measurements and Standards Guide.

**Child Protective Services Investigations and Dispositions**

The following investigations data, which is not used for scoring but is considered significant to a provider's performance, is from Georgia SHINES and is not considered final or complete until the end of the fiscal year.

Total Reports:	0
Number Screened In:	0
Number Screened Out:	0
Number Substantiated:	0
Number Unsubstantiated:	0
Number Active CPS Investigations:	0



DHS, DFCS, Office of Provider Management

## Performance-Based Placement Measures

### RBWO Provider GA+SCORECARD - CPA



Report Quarter: Q2 FY2018

**Provider/Program Name: Neighbor to Family - Fulton County (774) - CPA**

2075 West Park Place Blvd., Stone Mountain,  
GA 30087

Phone: 404-315-0100

Vendor ID# 35505

#### Quarterly Scores (Grades)

Q1: 94.90 (A)

Q2: 93.64 (A-)

Q3: N/A

Q4: N/A

#### Current Quarter Score (Grade)

93.64%

(A-)

# New Foster Homes During Quarter: 0

# Children in Care During  
Quarter: 29

# Placements During  
Quarter: 29

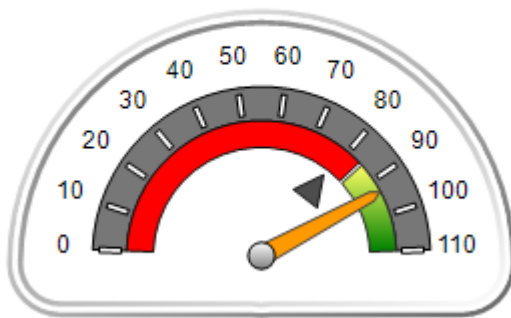
# Children in Care On Last  
Day: 21

### Quarterly Provider Comparisons to All CPAs

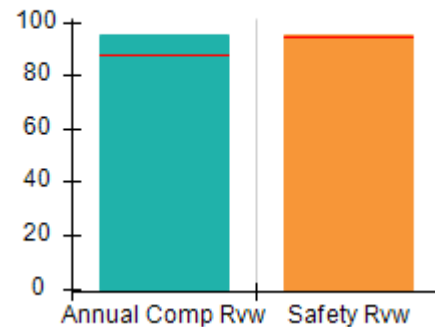


— indicates average for all CPAs

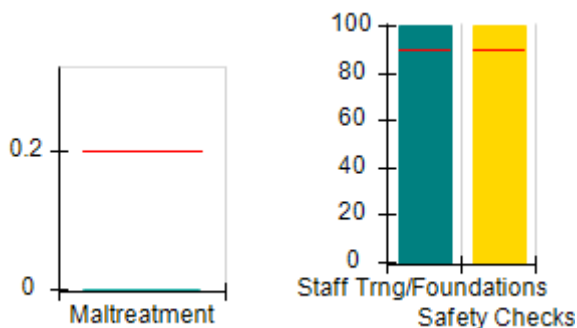
#### Overall Score (%)



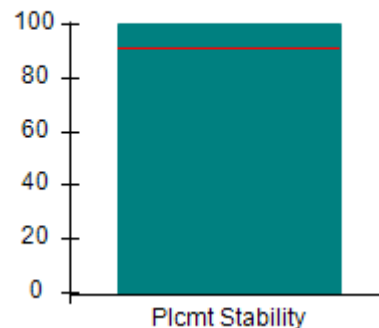
#### OPM Monitoring Reviews (%)



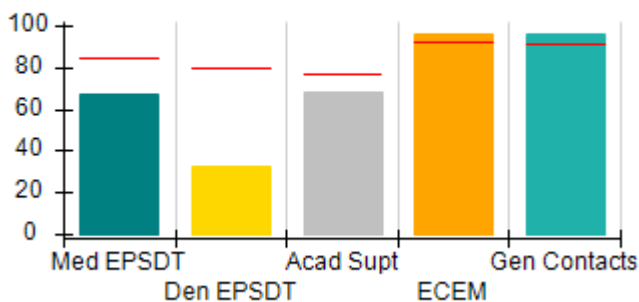
#### Safety Outcomes (%)



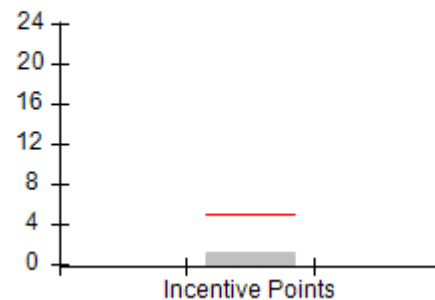
#### Permanency Outcomes (%)



#### Well-Being Outcomes (%)



#### Incentives Earned (Points)





DHS, DFCS, Office of Provider Management  
**Performance-Based Placement Measures**  
**RBWO Provider GA+SCORECARD - CPA**  
 Report Quarter: Q2 FY2018



**Provider/Program Name: Neighbor to Family - Fulton County (774) - CPA**

2075 West Park Place Blvd., Stone Mountain, GA 30087

Phone: 404-315-0100

Vendor ID# 35505

Quarterly Scores (Grades)		Current Quarter Score (Grade)
Q1: 94.90 (A)	Q2: 93.64 (A-)	93.64% (A-)
Q3: N/A	Q4: N/A	

# New Foster Homes During Quarter: 0

# Children in Care During Quarter: 29

# Placements During Quarter: 29

# Children in Care On Last Day: 21

	Avg Performance All CPAs (%)	Provider Performance (%)*	Possible Points (Weight)	Provider Points Earned
--	------------------------------	---------------------------	--------------------------	------------------------

**OPM Monitoring Reviews**

Annual Comprehensive Reviews	88%	95%	25	23.73
Safety Reviews	94%	95%	15	14.31
<b>Monitoring Sub-Total</b>			<b>40</b>	<b>38.04</b>

**CPA Safety Outcomes**

Incidence of Maltreatment	0.20%	No Substantiated Reports	10	10.00
Staff Training	90%	100%	5	5.00
Staff Safety Checks	90%	100%	5	5.00
<b>Safety Sub-Total</b>			<b>20</b>	<b>20.00</b>

**CPA Permanency Outcomes**

Placement Stability	91%	100%	15	15.00
<b>Permanency Sub-Total</b>			<b>15</b>	<b>15.00</b>

**CPA Well-Being Outcomes**

EPSDT Medical Visits	85%	67%	4	2.68
EPSDT Dental Visits	79%	33%	4	1.32
Academic Supports	77%	68%	3	2.04
Provider ECEM Visits	92%	96%	7	6.72
Provider General Contacts	91%	96%	7	6.72
Placements with Siblings	64%	6%	Not Scored	Not Scored
Placements within Legal County	18%	Not Eligible	Not Scored	Not Scored
<b>Well-Being Sub-Total</b>			<b>25</b>	<b>19.48</b>

\*Performance calculation descriptions can be found in the FY 2018 RBWO PBP Measurements and Standards Guide.

<b>Monitoring &amp; Outcomes: Possible Points = 100</b>	<b>Points Earned: 92.52</b>
<b>Score Before Incentives Credit</b>	<b>92.52%</b>
<b>Incentives Awarded</b>	<b>1.12 pts</b>
<b>PBP Verification</b>	<b>N/A pts</b>
<b>Total Score</b>	<b>93.64%</b>



DHS, DFCS, Office of Provider Management  
**Performance-Based Placement Measures**  
**RBWO Provider GA+SCORECARD - CPA**  
Report Quarter: Q2 FY2018



**Provider/Program Name: Neighbor to Family - Fulton County (774) - CPA**

# New Foster Homes During Quarter: 0		# Children in Care During Quarter: 29	# Placements During Quarter: 29	# Children in Care On Last Day: 21
CPA Incentive Credits	Avg Performance All CPAs (%)	Provider Performance (%)*	Possible Points (Weight)	Provider Points Earned
Early EPSDT Medical Visits		20%	2	0.40
Early EPSDT Dental Visits		11%	2	0.22
Permanency Contacts		0%	5	0.00
Additional Academic Supports		0%	2	0.00
Foster Hm Retention Rate (threshold = 90)		75%	2	0.00
Foster Hm Recruitment (threshold = 100)		33%	2	0.00
Active Agency Accreditation		0%	4	0.00
Staff Clinical Licensure		10%	5	0.50
<b>Incentives Total</b>	<b>4.93</b>		<b>24</b>	<b>1.12</b>
Maximum total combined incentive credit allowed is 10 points.			<b>Incentives Awarded</b>	<b>1.12</b>

\*Performance calculation descriptions can be found in the FY 2018 RBWO PBP Measurements and Standards Guide.

**Child Protective Services Investigations and Dispositions**

The following investigations data, which is not used for scoring but is considered significant to a provider's performance, is from Georgia SHINES and is not considered final or complete until the end of the fiscal year.

Total Reports:	0
Number Screened In:	0
Number Screened Out:	0
Number Substantiated:	0
Number Unsubstantiated:	1
Number Active CPS Investigations:	-1



DHS, DFCS, Office of Provider Management  
**Performance-Based Placement Measures**  
**RBWO Provider GA+SCORECARD - CPA**  
Report Quarter: Q2 FY2018



**Provider/Program Name: Neighbor to Family - Gwinnett County (1032) - CPA**

2075 W Park Pl., Stone Mountain, GA 30087

Phone: 770-465-5170

Vendor ID# 35504

**Quarterly Scores (Grades)**

**Current Quarter Score (Grade)**

Q1: 99.00 (A+)

Q2: 94.62 (A)

**94.62%**

Q3: N/A

Q4: N/A

**(A)**

# New Foster Homes During Quarter: 0

# Children in Care During Quarter: 45

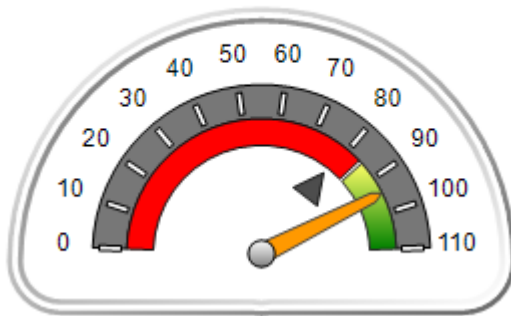
# Placements During Quarter: 47

# Children in Care On Last Day: 35

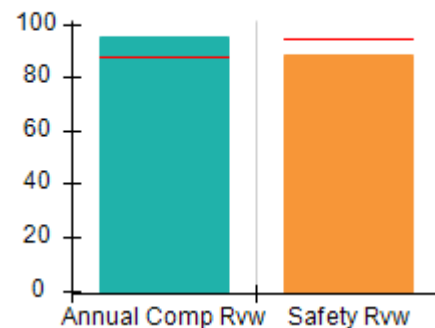
**Quarterly Provider Comparisons to All CPAs**

— indicates average for all CPAs

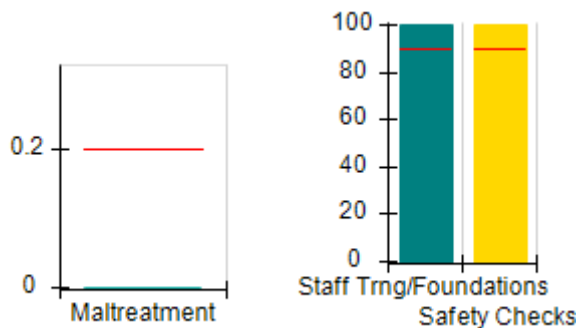
**Overall Score (%)**



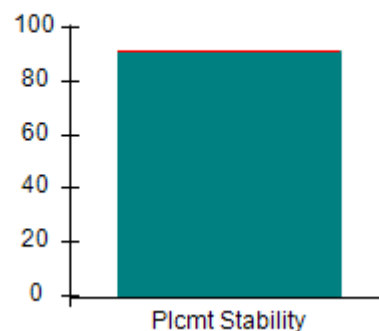
**OPM Monitoring Reviews (%)**



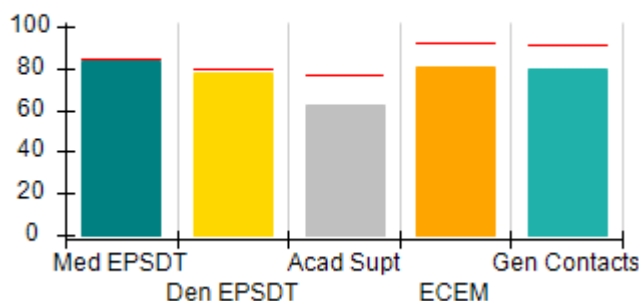
**Safety Outcomes (%)**



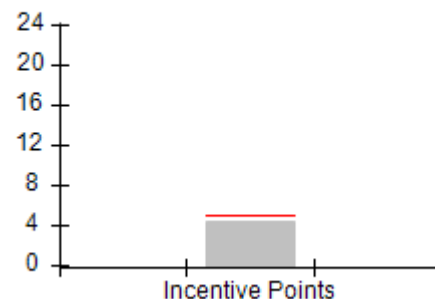
**Permanency Outcomes (%)**



**Well-Being Outcomes (%)**



**Incentives Earned (Points)**





DHS, DFCS, Office of Provider Management  
**Performance-Based Placement Measures**  
**RBWO Provider GA+SCORECARD - CPA**  
 Report Quarter: Q2 FY2018



**Provider/Program Name: Neighbor to Family - Gwinnett County (1032) - CPA**

2075 W Park Pl., Stone Mountain, GA 30087  Phone: 770-465-5170  Vendor ID# 35504		Quarterly Scores (Grades)		Current Quarter Score (Grade)
		Q1: 99.00 (A+)	Q2: 94.62 (A)	94.62%
		Q3: N/A	Q4: N/A	(A)
# New Foster Homes During Quarter: 0		# Children in Care During Quarter: 45	# Placements During Quarter: 47	# Children in Care On Last Day: 35
	Avg Performance All CPAs (%)	Provider Performance (%)*	Possible Points (Weight)	Provider Points Earned
<b>OPM Monitoring Reviews</b>				
Annual Comprehensive Reviews	88%	95%	25	23.72
Safety Reviews	94%	88%	15	13.25
<b>Monitoring Sub-Total</b>			<b>40</b>	<b>36.97</b>
<b>CPA Safety Outcomes</b>				
Incidence of Maltreatment	0.20%	No Substantiated Reports	10	10.00
Staff Training	90%	100%	5	5.00
Staff Safety Checks	90%	100%	5	5.00
<b>Safety Sub-Total</b>			<b>20</b>	<b>20.00</b>
<b>CPA Permanency Outcomes</b>				
Placement Stability	91%	91%	15	13.65
<b>Permanency Sub-Total</b>			<b>15</b>	<b>13.65</b>
<b>CPA Well-Being Outcomes</b>				
EPSDT Medical Visits	85%	83%	4	3.32
EPSDT Dental Visits	79%	78%	4	3.12
Academic Supports	77%	62%	3	1.86
Provider ECEM Visits	92%	81%	7	5.67
Provider General Contacts	91%	80%	7	5.60
Placements with Siblings	64%	75%	Not Scored	Not Scored
Placements within Legal County	18%	18%	Not Scored	Not Scored
<b>Well-Being Sub-Total</b>			<b>25</b>	<b>19.57</b>

\*Performance calculation descriptions can be found in the FY 2018 RBWO PBP Measurements and Standards Guide.

<b>Monitoring &amp; Outcomes: Possible Points = 100</b>		<b>Points Earned: 90.19</b>	
<b>Score Before Incentives Credit</b>			<b>90.19%</b>
<b>Incentives Awarded</b>			<b>4.43 pts</b>
<b>PBP Verification</b>			<b>N/A pts</b>
<b>Total Score</b>			<b>94.62%</b>



DHS, DFCS, Office of Provider Management  
**Performance-Based Placement Measures**  
**RBWO Provider GA+SCORECARD - CPA**  
Report Quarter: Q2 FY2018



**Provider/Program Name: Neighbor to Family - Gwinnett County (1032) - CPA**

# New Foster Homes During Quarter: 0		# Children in Care During Quarter: 45	# Placements During Quarter: 47	# Children in Care On Last Day: 35
CPA Incentive Credits	Avg Performance All CPAs (%)	Provider Performance (%)*	Possible Points (Weight)	Provider Points Earned
Early EPSDT Medical Visits		56%	2	1.12
Early EPSDT Dental Visits		53%	2	1.06
Permanency Contacts		35%	5	1.75
Additional Academic Supports		0%	2	0.00
Foster Hm Retention Rate (threshold = 90)		75%	2	0.00
Foster Hm Recruitment (threshold = 100)		0%	2	0.00
Active Agency Accreditation		0%	4	0.00
Staff Clinical Licensure		10%	5	0.50
<b>Incentives Total</b>	<b>4.93</b>		<b>24</b>	<b>4.43</b>
Maximum total combined incentive credit allowed is 10 points.			<b>Incentives Awarded</b>	<b>4.43</b>

\*Performance calculation descriptions can be found in the FY 2018 RBWO PBP Measurements and Standards Guide.

**Child Protective Services Investigations and Dispositions**

The following investigations data, which is not used for scoring but is considered significant to a provider's performance, is from Georgia SHINES and is not considered final or complete until the end of the fiscal year.

Total Reports:	0
Number Screened In:	0
Number Screened Out:	0
Number Substantiated:	0
Number Unsubstantiated:	0
Number Active CPS Investigations:	0





**DHS, DFCS, Office of Provider Management**  
**Performance-Based Placement Measures**  
**RBWO Provider GA+SCORECARD - CPA**



**Report Quarter: Q2 FY2018**

**Provider/Program Name: Neighbor to Family - Henry County (1035) - CPA**

**3000 Corporate Center Drive, Morrow, GA 30260**

**Phone: 678-422-9770**

**Vendor ID# 62038**

**Quarterly Scores (Grades)**

**Q1: 94.10 (A)**

**Q2: 95.51 (A)**

**Q3: N/A**

**Q4: N/A**

**Current Quarter Score (Grade)**

**95.51%**

**(A)**

# New Foster Homes During Quarter: 0

# Children in Care During Quarter: 13

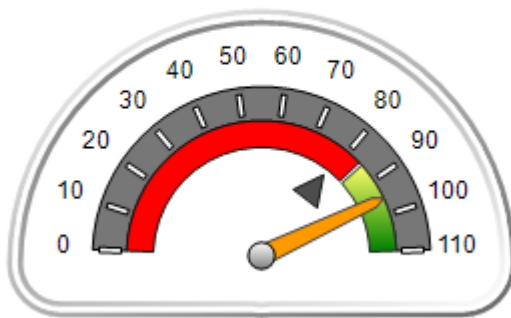
# Placements During Quarter: 13

# Children in Care On Last Day: 10

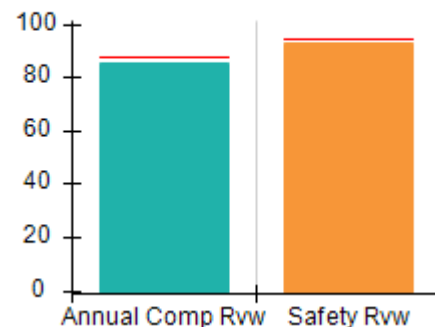
**Quarterly Provider Comparisons to All CPAs**

▼ — indicates average for all CPAs

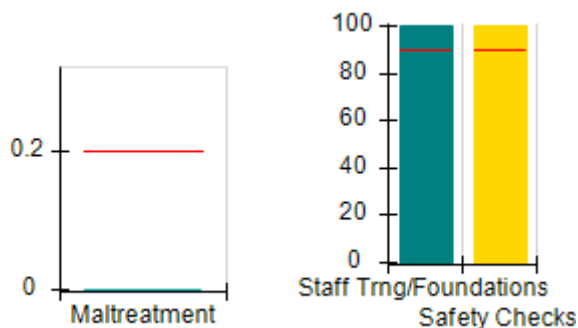
**Overall Score (%)**



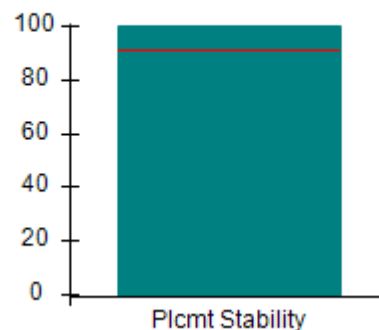
**OPM Monitoring Reviews (%)**



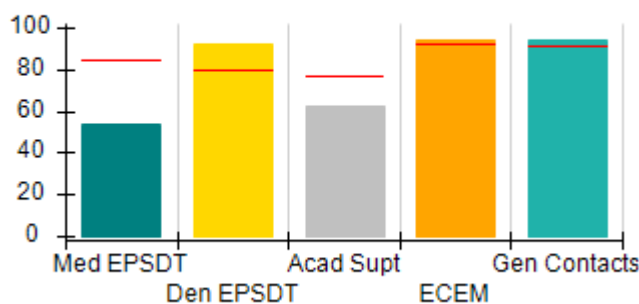
**Safety Outcomes (%)**



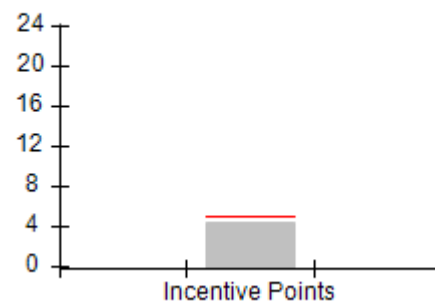
**Permanency Outcomes (%)**



**Well-Being Outcomes (%)**



**Incentives Earned (Points)**





DHS, DFCS, Office of Provider Management  
**Performance-Based Placement Measures**  
**RBWO Provider GA+SCORECARD - CPA**  
 Report Quarter: Q2 FY2018



**Provider/Program Name: Neighbor to Family - Henry County (1035) - CPA**

<b>3000 Corporate Center Drive, Morrow, GA 30260</b>  <b>Phone: 678-422-9770</b>  <b>Vendor ID# 62038</b>		Quarterly Scores (Grades)		Current Quarter Score (Grade)
		Q1: 94.10 (A)	Q2: 95.51 (A)	95.51%
		Q3: N/A	Q4: N/A	(A)
# New Foster Homes During Quarter: 0		# Children in Care During Quarter: 13	# Placements During Quarter: 13	# Children in Care On Last Day: 10
	Avg Performance All CPAs (%)	Provider Performance (%)*	Possible Points (Weight)	Provider Points Earned
<b>OPM Monitoring Reviews</b>				
Annual Comprehensive Reviews	88%	85%	25	21.33
Safety Reviews	94%	93%	15	13.96
<b>Monitoring Sub-Total</b>			<b>40</b>	<b>35.29</b>
<b>CPA Safety Outcomes</b>				
Incidence of Maltreatment	0.20%	No Substantiated Reports	10	10.00
Staff Training	90%	100%	5	5.00
Staff Safety Checks	90%	100%	5	5.00
<b>Safety Sub-Total</b>			<b>20</b>	<b>20.00</b>
<b>CPA Permanency Outcomes</b>				
Placement Stability	91%	100%	15	15.00
<b>Permanency Sub-Total</b>			<b>15</b>	<b>15.00</b>
<b>CPA Well-Being Outcomes</b>				
EPSDT Medical Visits	85%	54%	4	2.16
EPSDT Dental Visits	79%	92%	4	3.68
Academic Supports	77%	62%	3	1.86
Provider ECEM Visits	92%	94%	7	6.58
Provider General Contacts	91%	94%	7	6.58
Placements with Siblings	64%	Not Eligible	Not Scored	Not Scored
Placements within Legal County	18%	0%	Not Scored	Not Scored
<b>Well-Being Sub-Total</b>			<b>25</b>	<b>20.86</b>

\*Performance calculation descriptions can be found in the FY 2018 RBWO PBP Measurements and Standards Guide.

<b>Monitoring &amp; Outcomes: Possible Points = 100</b>		<b>Points Earned: 91.15</b>	
<b>Score Before Incentives Credit</b>			<b>91.15%</b>
<b>Incentives Awarded</b>			<b>4.36 pts</b>
<b>PBP Verification</b>			<b>N/A pts</b>
<b>Total Score</b>			<b>95.51%</b>



**DHS, DFCS, Office of Provider Management**  
**Performance-Based Placement Measures**  
**RBWO Provider GA+SCORECARD - CPA**  
**Report Quarter: Q2 FY2018**



**Provider/Program Name: Neighbor to Family - Henry County (1035) - CPA**

# New Foster Homes During Quarter: 0		# Children in Care During Quarter: 13	# Placements During Quarter: 13	# Children in Care On Last Day: 10
CPA Incentive Credits	Avg Performance All CPAs (%)	Provider Performance (%)*	Possible Points (Weight)	Provider Points Earned
Early EPSDT Medical Visits		0%	2	0.00
Early EPSDT Dental Visits		83%	2	1.66
Permanency Contacts		44%	5	2.20
Additional Academic Supports		0%	2	0.00
Foster Hm Retention Rate (threshold = 90)		80%	2	0.00
Foster Hm Recruitment (threshold = 100)		0%	2	0.00
Active Agency Accreditation		0%	4	0.00
Staff Clinical Licensure		10%	5	0.50
<b>Incentives Total</b>	<b>4.93</b>		<b>24</b>	<b>4.36</b>
Maximum total combined incentive credit allowed is 10 points.			<b>Incentives Awarded</b>	<b>4.36</b>

\*Performance calculation descriptions can be found in the FY 2018 RBWO PBP Measurements and Standards Guide.

**Child Protective Services Investigations and Dispositions**

The following investigations data, which is not used for scoring but is considered significant to a provider's performance, is from Georgia SHINES and is not considered final or complete until the end of the fiscal year.

Total Reports:	0
Number Screened In:	0
Number Screened Out:	0
Number Substantiated:	0
Number Unsubstantiated:	0
Number Active CPS Investigations:	0



DHS, DFCS, Office of Provider Management  
**Performance-Based Placement Measures**  
**RBWO Provider GA+SCORECARD - CPA**  
Report Quarter: Q2 FY2018



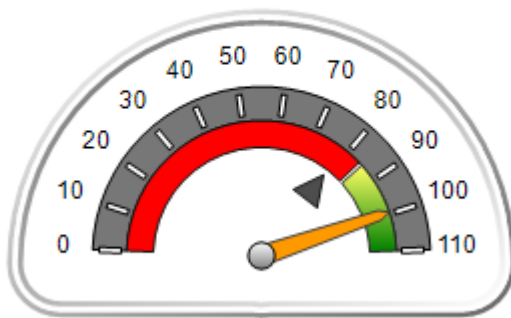
**Provider/Program Name: Neighbor to Family - Richmond County (1034) - CPA**

1226 Augusta West Pkwy, Augusta, GA 30909 Phone: 706-396-2180 Vendor ID# 35506	Quarterly Scores (Grades)		Current Quarter Score (Grade)
	Q1: 87.02 (B+)	Q2: 99.51 (A+)	99.51% (A+)
	Q3: N/A	Q4: N/A	
# New Foster Homes During Quarter: 3	# Children in Care During Quarter: 31	# Placements During Quarter: 37	# Children in Care On Last Day: 26

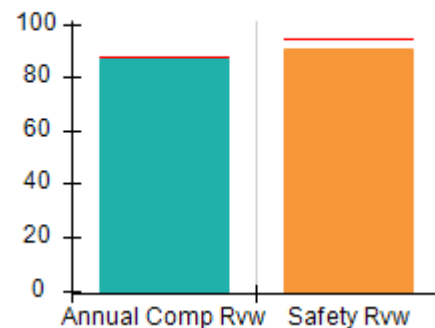
**Quarterly Provider Comparisons to All CPAs**

▼ — indicates average for all CPAs

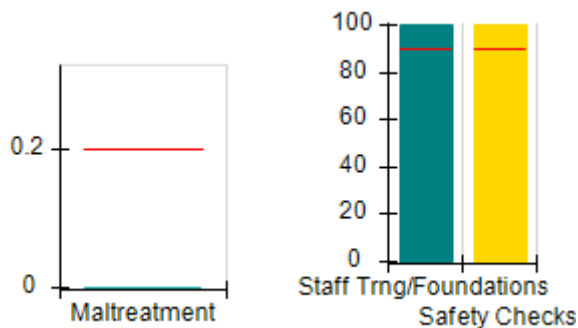
Overall Score (%)



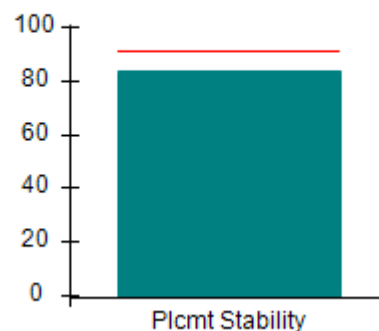
OPM Monitoring Reviews (%)



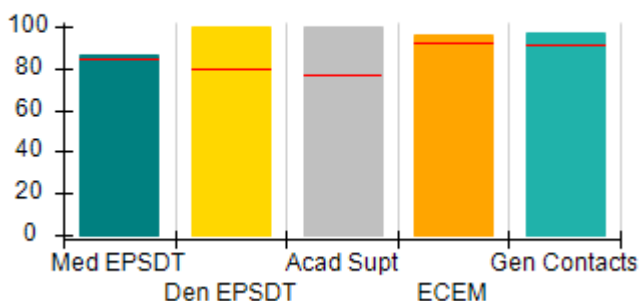
Safety Outcomes (%)



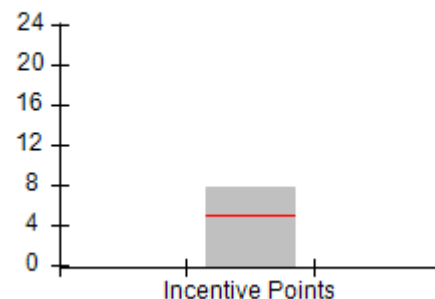
Permanency Outcomes (%)



Well-Being Outcomes (%)



Incentives Earned (Points)





DHS, DFCS, Office of Provider Management  
**Performance-Based Placement Measures**  
**RBWO Provider GA+SCORECARD - CPA**  
**Report Quarter: Q2 FY2018**



**Provider/Program Name: Neighbor to Family - Richmond County (1034) - CPA**

<b>1226 Augusta West Pkwy, Augusta, GA 30909</b>  <b>Phone: 706-396-2180</b>  <b>Vendor ID# 35506</b>		<b>Quarterly Scores (Grades)</b>		<b>Current Quarter Score (Grade)</b>
		<b>Q1: 87.02 (B+)</b>	<b>Q2: 99.51 (A+)</b>	<b>99.51%</b> <b>(A+)</b>
		<b>Q3: N/A</b>	<b>Q4: N/A</b>	
# New Foster Homes During Quarter: 3		# Children in Care During Quarter: 31	# Placements During Quarter: 37	# Children in Care On Last Day: 26
	<b>Avg Performance All CPAs (%)</b>	<b>Provider Performance (%)*</b>	<b>Possible Points (Weight)</b>	<b>Provider Points Earned</b>
<b>OPM Monitoring Reviews</b>				
Annual Comprehensive Reviews	88%	87%	25	21.64
Safety Reviews	94%	91%	15	13.60
<b>Monitoring Sub-Total</b>			<b>40</b>	<b>35.24</b>
<b>CPA Safety Outcomes</b>				
Incidence of Maltreatment	0.20%	No Substantiated Reports	10	10.00
Staff Training	90%	100%	5	5.00
Staff Safety Checks	90%	100%	5	5.00
<b>Safety Sub-Total</b>			<b>20</b>	<b>20.00</b>
<b>CPA Permanency Outcomes</b>				
Placement Stability	91%	84%	15	12.60
<b>Permanency Sub-Total</b>			<b>15</b>	<b>12.60</b>
<b>CPA Well-Being Outcomes</b>				
EPSDT Medical Visits	85%	86%	4	3.44
EPSDT Dental Visits	79%	100%	4	4.00
Academic Supports	77%	100%	3	3.00
Provider ECEM Visits	92%	96%	7	6.72
Provider General Contacts	91%	97%	7	6.79
Placements with Siblings	64%	92%	Not Scored	Not Scored
Placements within Legal County	18%	0%	Not Scored	Not Scored
<b>Well-Being Sub-Total</b>			<b>25</b>	<b>23.95</b>

\*Performance calculation descriptions can be found in the FY 2018 RBWO PBP Measurements and Standards Guide.

<b>Monitoring &amp; Outcomes: Possible Points = 100</b>		<b>Points Earned: 91.79</b>	
<b>Score Before Incentives Credit</b>			<b>91.79%</b>
<b>Incentives Awarded</b>			<b>7.72 pts</b>
<b>PBP Verification</b>			<b>N/A pts</b>
<b>Total Score</b>			<b>99.51%</b>



DHS, DFCS, Office of Provider Management  
**Performance-Based Placement Measures**  
**RBWO Provider GA+SCORECARD - CPA**  
**Report Quarter: Q2 FY2018**



**Provider/Program Name: Neighbor to Family - Richmond County (1034) - CPA**

# New Foster Homes During Quarter: 3		# Children in Care During Quarter: 31	# Placements During Quarter: 37	# Children in Care On Last Day: 26
CPA Incentive Credits	Avg Performance All CPAs (%)	Provider Performance (%)*	Possible Points (Weight)	Provider Points Earned
Early EPSDT Medical Visits		100%	2	2.00
Early EPSDT Dental Visits		100%	2	2.00
Permanency Contacts		0%	5	0.00
Additional Academic Supports		86%	2	1.72
Foster Hm Retention Rate (threshold = 90)		80%	2	0.00
Foster Hm Recruitment (threshold = 100)		200%	2	2.00
Active Agency Accreditation		0%	4	0.00
Staff Clinical Licensure		0%	5	0.00
<b>Incentives Total</b>	<b>4.93</b>		<b>24</b>	<b>7.72</b>
Maximum total combined incentive credit allowed is 10 points.			<b>Incentives Awarded</b>	<b>7.72</b>

\*Performance calculation descriptions can be found in the FY 2018 RBWO PBP Measurements and Standards Guide.

**Child Protective Services Investigations and Dispositions**

The following investigations data, which is not used for scoring but is considered significant to a provider's performance, is from Georgia SHINES and is not considered final or complete until the end of the fiscal year.

Total Reports:	0
Number Screened In:	0
Number Screened Out:	0
Number Substantiated:	0
Number Unsubstantiated:	0
Number Active CPS Investigations:	0



DHS, DFCS, Office of Provider Management

## Performance-Based Placement Measures

### RBWO Provider GA+SCORECARD - CPA



Report Quarter: Q2 FY2018

**Provider/Program Name: New Beginnings, Life Changing Network, Inc. - (979) - CPA**

50 Hurt Plaza , Atlanta, GA 30303

Phone: 404-298-0888

Vendor ID# 40080

Quarterly Scores (Grades)

Q1: 74.65 (C)

Q2: 83.82 (B-)

Q3: N/A

Q4: N/A

Current Quarter Score (Grade)

**83.82%**  
**(B-)**

# New Foster Homes During Quarter: 5

# Children in Care During Quarter: 67

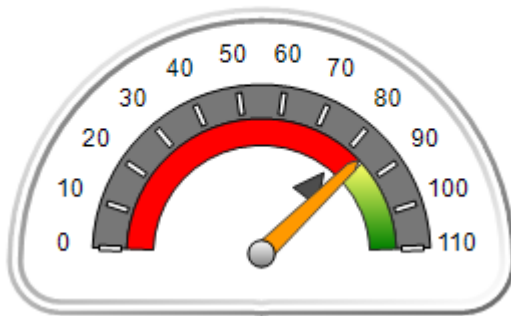
# Placements During Quarter: 71

# Children in Care On Last Day: 61

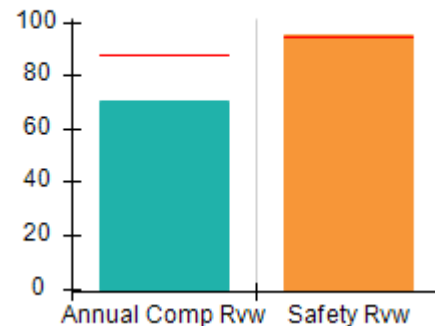
### Quarterly Provider Comparisons to All CPAs

— indicates average for all CPAs

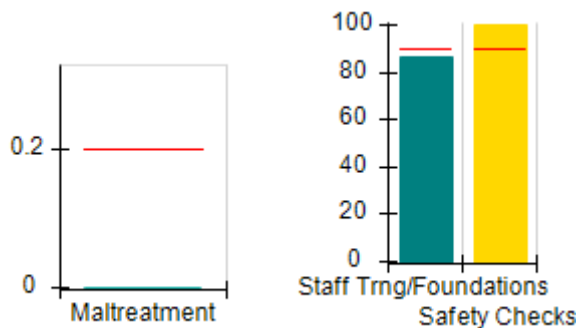
Overall Score (%)



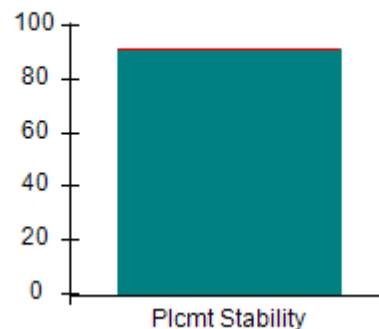
OPM Monitoring Reviews (%)



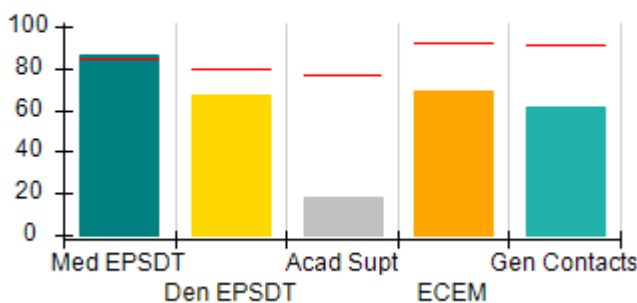
Safety Outcomes (%)



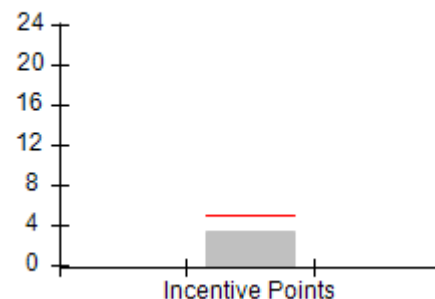
Permanency Outcomes (%)



Well-Being Outcomes (%)



Incentives Earned (Points)





DHS, DFCS, Office of Provider Management  
**Performance-Based Placement Measures**  
**RBWO Provider GA+SCORECARD - CPA**  
 Report Quarter: Q2 FY2018



**Provider/Program Name: New Beginnings, Life Changing Network, Inc. - (979) - CPA**

50 Hurt Plaza , Atlanta, GA 30303  Phone: 404-298-0888  Vendor ID# 40080		Quarterly Scores (Grades)		Current Quarter Score (Grade)
		Q1: 74.65 (C)	Q2: 83.82 (B-)	83.82%
		Q3: N/A	Q4: N/A	(B-)
# New Foster Homes During Quarter: 5		# Children in Care During Quarter: 67	# Placements During Quarter: 71	# Children in Care On Last Day: 61
	Avg Performance All CPAs (%)	Provider Performance (%)*	Possible Points (Weight)	Provider Points Earned
<b>OPM Monitoring Reviews</b>				
Annual Comprehensive Reviews	88%	71%	25	17.63
Safety Reviews	94%	95%	15	14.24
<b>Monitoring Sub-Total</b>			<b>40</b>	<b>31.87</b>
<b>CPA Safety Outcomes</b>				
Incidence of Maltreatment	0.20%	No Substantiated Reports	10	10.00
Staff Training	90%	86%	5	4.30
Staff Safety Checks	90%	100%	5	5.00
<b>Safety Sub-Total</b>			<b>20</b>	<b>19.30</b>
<b>CPA Permanency Outcomes</b>				
Placement Stability	91%	91%	15	13.65
<b>Permanency Sub-Total</b>			<b>15</b>	<b>13.65</b>
<b>CPA Well-Being Outcomes</b>				
EPSDT Medical Visits	85%	86%	4	3.44
EPSDT Dental Visits	79%	67%	4	2.68
Academic Supports	77%	18%	3	0.54
Provider ECEM Visits	92%	69%	7	4.83
Provider General Contacts	91%	61%	7	4.27
Placements with Siblings	64%	87%	Not Scored	Not Scored
Placements within Legal County	18%	15%	Not Scored	Not Scored
<b>Well-Being Sub-Total</b>			<b>25</b>	<b>15.76</b>

\*Performance calculation descriptions can be found in the FY 2018 RBWO PBP Measurements and Standards Guide.

<b>Monitoring &amp; Outcomes: Possible Points = 100</b>		<b>Points Earned: 80.58</b>	
<b>Score Before Incentives Credit</b>			<b>80.58%</b>
<b>Incentives Awarded</b>			<b>3.24 pts</b>
<b>PBP Verification</b>			<b>N/A pts</b>
<b>Total Score</b>			<b>83.82%</b>





**DHS, DFCS, Office of Provider Management**  
**Performance-Based Placement Measures**  
**RBWO Provider GA+SCORECARD - CPA**



**Report Quarter: Q2 FY2018**

**Provider/Program Name: New Beginnings, Life Changing Network, Inc. - (979) - CPA**

# New Foster Homes During Quarter: 5		# Children in Care During Quarter: 67	# Placements During Quarter: 71	# Children in Care On Last Day: 61
CPA Incentive Credits	Avg Performance All CPAs (%)	Provider Performance (%)*	Possible Points (Weight)	Provider Points Earned
Early EPSDT Medical Visits		43%	2	0.86
Early EPSDT Dental Visits		17%	2	0.34
Permanency Contacts		0%	5	0.00
Additional Academic Supports		2%	2	0.04
Foster Hm Retention Rate (threshold = 90)		86%	2	0.00
Foster Hm Recruitment (threshold = 100)		125%	2	2.00
Active Agency Accreditation		0%	4	0.00
Staff Clinical Licensure		0%	5	0.00
<b>Incentives Total</b>	<b>4.93</b>		<b>24</b>	<b>3.24</b>
Maximum total combined incentive credit allowed is 10 points.			<b>Incentives Awarded</b>	<b>3.24</b>

\*Performance calculation descriptions can be found in the FY 2018 RBWO PBP Measurements and Standards Guide.

**Child Protective Services Investigations and Dispositions**

The following investigations data, which is not used for scoring but is considered significant to a provider's performance, is from Georgia SHINES and is not considered final or complete until the end of the fiscal year.

Total Reports:	0
Number Screened In:	0
Number Screened Out:	0
Number Substantiated:	0
Number Unsubstantiated:	1
Number Active CPS Investigations:	-1



DHS, DFCS, Office of Provider Management  
**Performance-Based Placement Measures**  
**RBWO Provider GA+SCORECARD - CPA**



Report Quarter: Q2 FY2018

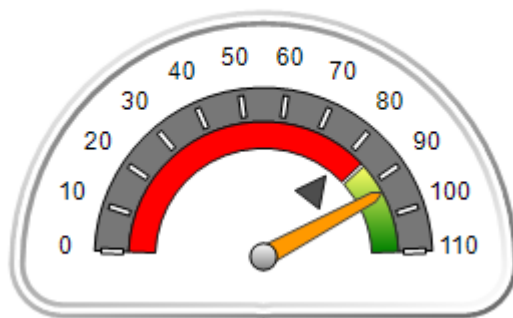
**Provider/Program Name: New Horizons Community Services Board - New Horizons (877) - CPA**

2100 Comer Ave., Columbus, GA 31904 Phone: 706-596-55 et 5733 Vendor ID# 35508	Quarterly Scores (Grades)		Current Quarter Score (Grade)
	Q1: 72.34 (C-)	Q2: 93.53 (A-)	93.53% (A-)
	Q3: N/A	Q4: N/A	
# New Foster Homes During Quarter: 1	# Children in Care During Quarter: 9	# Placements During Quarter: 9	# Children in Care On Last Day: 9

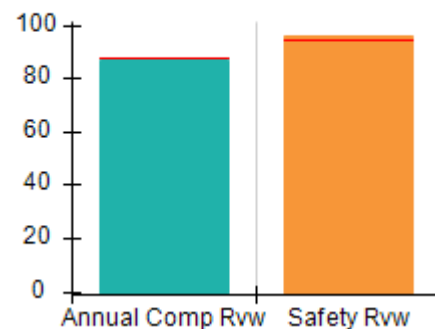
**Quarterly Provider Comparisons to All CPAs**

▼ — indicates average for all CPAs

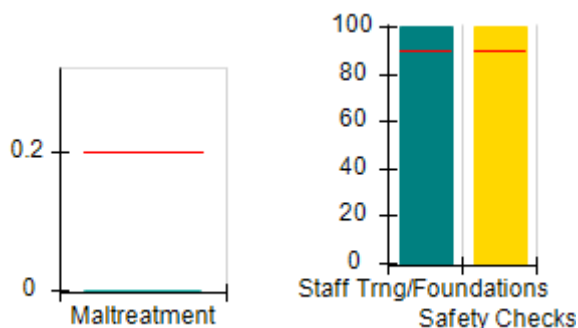
Overall Score (%)



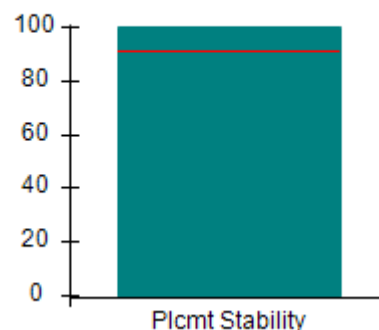
OPM Monitoring Reviews (%)



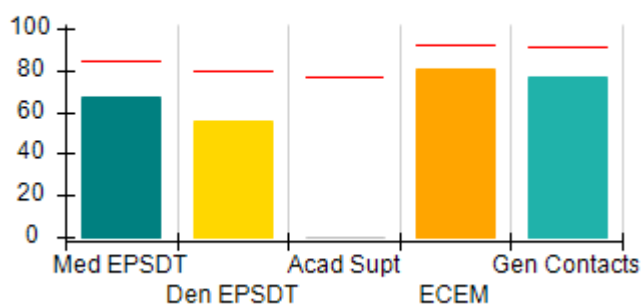
Safety Outcomes (%)



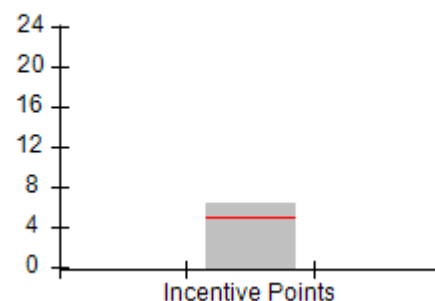
Permanency Outcomes (%)



Well-Being Outcomes (%)



Incentives Earned (Points)





**DHS, DFCS, Office of Provider Management**  
**Performance-Based Placement Measures**  
**RBWO Provider GA+SCORECARD - CPA**



**Report Quarter: Q2 FY2018**

**Provider/Program Name: New Horizons Community Services Board - New Horizons (877) - CPA**

<b>2100 Comer Ave., Columbus, GA 31904</b>  <b>Phone: 706-596-55 et 5733</b>  <b>Vendor ID# 35508</b>	<b>Quarterly Scores (Grades)</b>		<b>Current Quarter Score (Grade)</b>
	<b>Q1: 72.34 (C-)</b>	<b>Q2: 93.53 (A-)</b>	<b>93.53%</b>
	<b>Q3: N/A</b>	<b>Q4: N/A</b>	<b>(A-)</b>

# New Foster Homes During Quarter: 1	# Children in Care During Quarter: 9	# Placements During Quarter: 9	# Children in Care On Last Day: 9
--------------------------------------	--------------------------------------	--------------------------------	-----------------------------------

	<b>Avg Performance All CPAs (%)</b>	<b>Provider Performance (%)*</b>	<b>Possible Points (Weight)</b>	<b>Provider Points Earned</b>
--	-------------------------------------	----------------------------------	---------------------------------	-------------------------------

**OPM Monitoring Reviews**

Annual Comprehensive Reviews	88%	87%	25	21.77
Safety Reviews	94%	96%	15	14.38
<b>Monitoring Sub-Total</b>			<b>40</b>	<b>36.15</b>

**CPA Safety Outcomes**

Incidence of Maltreatment	0.20%	No Substantiated Reports	10	10.00
Staff Training	90%	100%	5	5.00
Staff Safety Checks	90%	100%	5	5.00
<b>Safety Sub-Total</b>			<b>20</b>	<b>20.00</b>

**CPA Permanency Outcomes**

Placement Stability	91%	100%	15	15.00
<b>Permanency Sub-Total</b>			<b>15</b>	<b>15.00</b>

**CPA Well-Being Outcomes**

EPSDT Medical Visits	85%	67%	4	2.68
EPSDT Dental Visits	79%	56%	4	2.24
Academic Supports	77%	0%	3	0.00
Provider ECEM Visits	92%	81%	7	5.67
Provider General Contacts	91%	77%	7	5.39
Placements with Siblings	64%	0%	Not Scored	Not Scored
Placements within Legal County	18%	100%	Not Scored	Not Scored
<b>Well-Being Sub-Total</b>			<b>25</b>	<b>15.98</b>

\*Performance calculation descriptions can be found in the FY 2018 RBWO PBP Measurements and Standards Guide.

<b>Monitoring &amp; Outcomes: Possible Points = 100</b>	<b>Points Earned: 87.13</b>
<b>Score Before Incentives Credit</b>	<b>87.13%</b>
<b>Incentives Awarded</b>	<b>6.40 pts</b>
<b>PBP Verification</b>	<b>N/A pts</b>
<b>Total Score</b>	<b>93.53%</b>



DHS, DFCS, Office of Provider Management  
**Performance-Based Placement Measures**  
**RBWO Provider GA+SCORECARD - CPA**



Report Quarter: Q2 FY2018

**Provider/Program Name: New Horizons Community Services Board - New Horizons (877) - CPA**

# New Foster Homes During Quarter: 1		# Children in Care During Quarter: 9	# Placements During Quarter: 9	# Children in Care On Last Day: 9
CPA Incentive Credits	Avg Performance All CPAs (%)	Provider Performance (%)*	Possible Points (Weight)	Provider Points Earned
Early EPSDT Medical Visits		0%	2	0.00
Early EPSDT Dental Visits		20%	2	0.40
Permanency Contacts		0%	5	0.00
Additional Academic Supports		0%	2	0.00
Foster Hm Retention Rate (threshold = 90)		100%	2	2.00
Foster Hm Recruitment (threshold = 100)		100%	2	2.00
Active Agency Accreditation		50%	4	2.00
Staff Clinical Licensure		0%	5	0.00
<b>Incentives Total</b>	<b>4.93</b>		<b>24</b>	<b>6.40</b>
Maximum total combined incentive credit allowed is 10 points.			<b>Incentives Awarded</b>	<b>6.40</b>

\*Performance calculation descriptions can be found in the FY 2018 RBWO PBP Measurements and Standards Guide.

**Child Protective Services Investigations and Dispositions**

The following investigations data, which is not used for scoring but is considered significant to a provider's performance, is from Georgia SHINES and is not considered final or complete until the end of the fiscal year.

Total Reports:	0
Number Screened In:	0
Number Screened Out:	0
Number Substantiated:	0
Number Unsubstantiated:	0
Number Active CPS Investigations:	0



DHS, DFCS, Office of Provider Management  
**Performance-Based Placement Measures**  
**RBWO Provider GA+SCORECARD - CPA**



Report Quarter: Q2 FY2018

**Provider/Program Name: Normal Life of Georgia, Inc. - Atlanta (5248) - CPA**

2296 Henderson Mill Road, Atlanta, GA 30345

Phone: 770-908-2481

Vendor ID# 44915

**Quarterly Scores (Grades)**

**Current Quarter Score (Grade)**

Q1: (N/A)

Q2: 06.00 (F)

**06.00%**

Q3: N/A

Q4: N/A

**(F)**

# New Foster Homes During Quarter: 0

# Children in Care During Quarter: 0

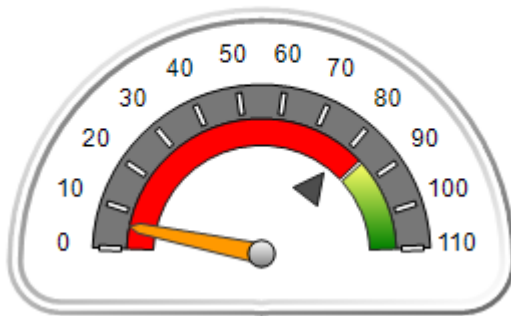
# Placements During Quarter: 0

# Children in Care On Last Day: 0

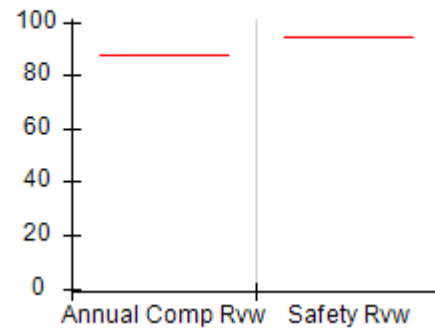
**Quarterly Provider Comparisons to All CPAs**

— indicates average for all CPAs

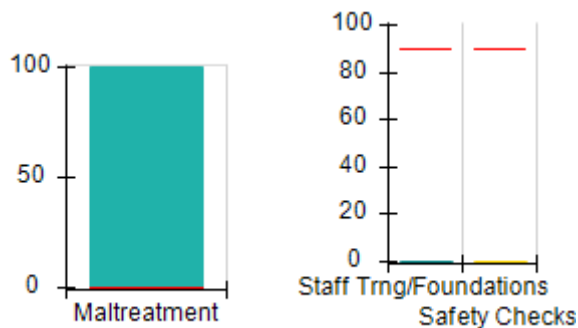
**Overall Score (%)**



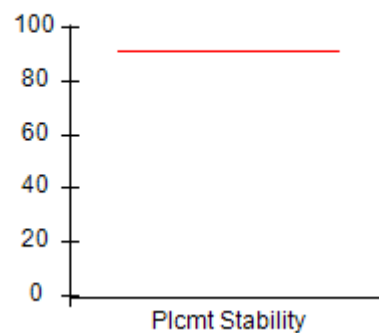
**OPM Monitoring Reviews (%)**



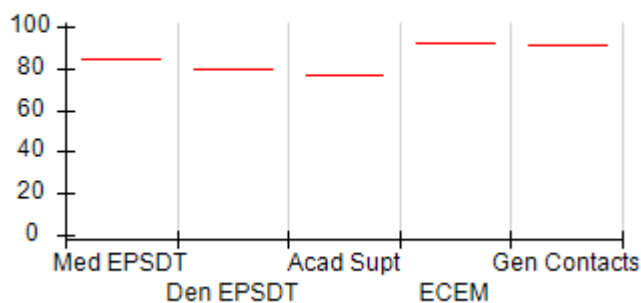
**Safety Outcomes (%)**



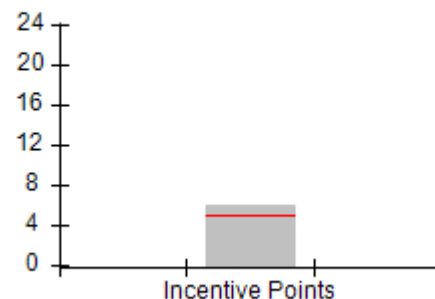
**Permanency Outcomes (%)**



**Well-Being Outcomes (%)**



**Incentives Earned (Points)**





DHS, DFCS, Office of Provider Management  
**Performance-Based Placement Measures**  
**RBWO Provider GA+SCORECARD - CPA**  
**Report Quarter: Q2 FY2018**



**Provider/Program Name: Normal Life of Georgia, Inc. - Atlanta (5248) - CPA**

2296 Henderson Mill Road, Atlanta, GA 30345  Phone: 770-908-2481  Vendor ID# 44915		Quarterly Scores (Grades)		Current Quarter Score (Grade)
		Q1: (F)	Q2: 06.00 (F)	06.00% (F)
		Q3: N/A	Q4: N/A	
# New Foster Homes During Quarter: 0		# Children in Care During Quarter: 0	# Placements During Quarter: 0	# Children in Care On Last Day: 0
	Avg Performance All CPAs (%)	Provider Performance (%)*	Possible Points (Weight)	Provider Points Earned
<b>OPM Monitoring Reviews</b>				
Annual Comprehensive Reviews	88%	Not Yet Conducted		
Safety Reviews	94%	Not Yet Conducted		
<b>Monitoring Sub-Total</b>				<b>0.00</b>
<b>CPA Safety Outcomes</b>				
Incidence of Maltreatment	0.20%	2 Substantiated Reports	10	0.00
Staff Training	90%	0%	5	0.00
Staff Safety Checks	90%	0%	5	0.00
<b>Safety Sub-Total</b>			<b>20</b>	<b>0.00</b>
<b>CPA Permanency Outcomes</b>				
Placement Stability	91%	Not Eligible		
<b>Permanency Sub-Total</b>			<b>N/A</b>	
<b>CPA Well-Being Outcomes</b>				
EPSDT Medical Visits	85%	Not Eligible		
EPSDT Dental Visits	79%	Not Eligible		
Academic Supports	77%	Not Eligible		
Provider ECEM Visits	92%	Not Eligible		
Provider General Contacts	91%	Not Eligible		
Placements with Siblings	64%	Not Eligible	Not Scored	Not Scored
Placements within Legal County	18%	Not Eligible	Not Scored	Not Scored
<b>Well-Being Sub-Total</b>			<b>N/A</b>	

\*Performance calculation descriptions can be found in the FY 2018 RBWO PBP Measurements and Standards Guide.

<b>Monitoring &amp; Outcomes: Possible Points = 20</b>	<b>Points Earned: 00.00</b>
<b>Score Before Incentives Credit</b>	<b>00.00%</b>
<b>Incentives Awarded</b>	<b>6.00 pts</b>
<b>PBP Verification</b>	<b>N/A pts</b>
<b>Total Score</b>	<b>06.00%</b>



DHS, DFCS, Office of Provider Management  
**Performance-Based Placement Measures**  
**RBWO Provider GA+SCORECARD - CPA**  
Report Quarter: Q2 FY2018



**Provider/Program Name: Normal Life of Georgia, Inc. - Atlanta (5248) - CPA**

# New Foster Homes During Quarter: 0		# Children in Care During Quarter: 0	# Placements During Quarter: 0	# Children in Care On Last Day: 0
CPA Incentive Credits	Avg Performance All CPAs (%)	Provider Performance (%)*	Possible Points (Weight)	Provider Points Earned
Early EPSDT Medical Visits		Not Eligible	2	
Early EPSDT Dental Visits		Not Eligible	2	
Permanency Contacts		None Planned	5	
Additional Academic Supports		Not Eligible	2	
Foster Hm Retention Rate (threshold = 90)		Not Eligible	2	0.00
Foster Hm Recruitment (threshold = 100)		2700%	2	2.00
Active Agency Accreditation		100%	4	4.00
Staff Clinical Licensure		0%	5	0.00
<b>Incentives Total</b>	<b>4.93</b>		<b>24</b>	<b>6.00</b>
Maximum total combined incentive credit allowed is 10 points.			<b>Incentives Awarded</b>	<b>6.00</b>

\*Performance calculation descriptions can be found in the FY 2018 RBWO PBP Measurements and Standards Guide.

**Child Protective Services Investigations and Dispositions**

The following investigations data, which is not used for scoring but is considered significant to a provider's performance, is from Georgia SHINES and is not considered final or complete until the end of the fiscal year.

Total Reports:	1
Number Screened In:	1
Number Screened Out:	0
Number Substantiated:	2
Number Unsubstantiated:	1
Number Active CPS Investigations:	-2



DHS, DFCS, Office of Provider Management  
**Performance-Based Placement Measures**  
**RBWO Provider GA+SCORECARD - CPA**  
Report Quarter: Q2 FY2018



**Provider/Program Name: Normal Life of Georgia, Inc. - Macon (5251) - CPA**

105 Preston Court, Macon, GA 31210

Phone: 478-741-9745

Vendor ID# 59683

**Quarterly Scores (Grades)**

Q1: 00.00 (F)

Q2: 02.00 (F)

Q3: N/A

Q4: N/A

**Current Quarter Score (Grade)**

**02.00%**  
**(F)**

# New Foster Homes During Quarter: 0

# Children in Care During  
Quarter: 0

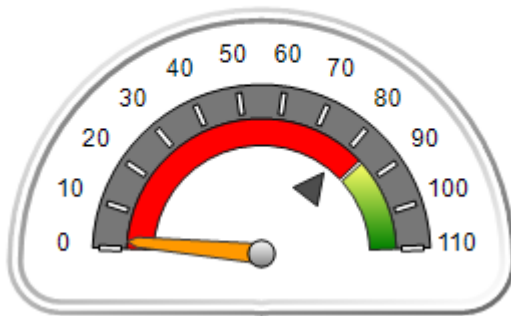
# Placements During  
Quarter: 0

# Children in Care On Last  
Day: 0

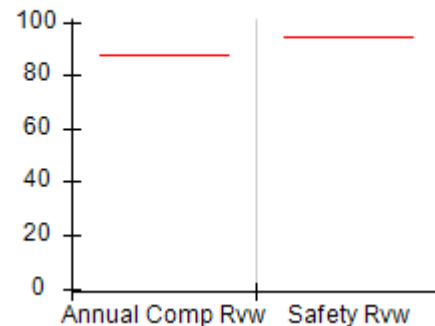
**Quarterly Provider Comparisons to All CPAs**

— indicates average for all CPAs

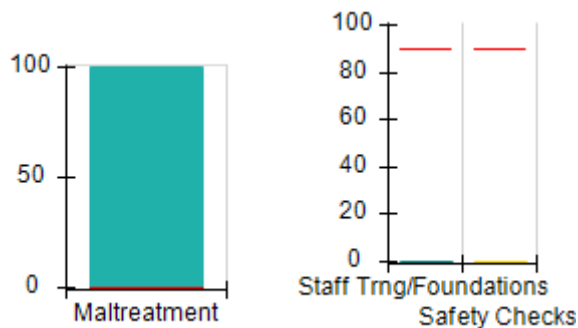
**Overall Score (%)**



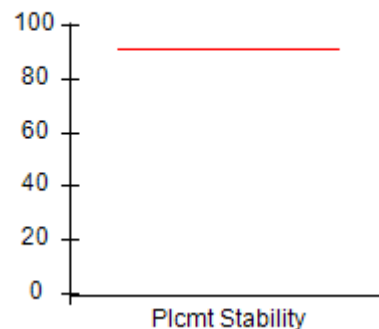
**OPM Monitoring Reviews (%)**



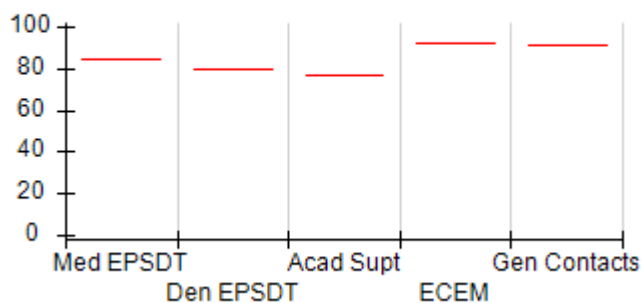
**Safety Outcomes (%)**



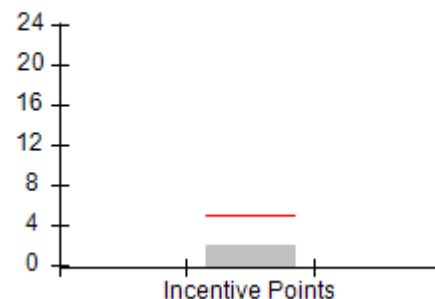
**Permanency Outcomes (%)**



**Well-Being Outcomes (%)**



**Incentives Earned (Points)**







**DHS, DFCS, Office of Provider Management**  
**Performance-Based Placement Measures**  
**RBWO Provider GA+SCORECARD - CPA**



**Report Quarter: Q2 FY2018**

**Provider/Program Name: Normal Life of Georgia, Inc. - Macon (5251) - CPA**

<b>105 Preston Court, Macon, GA 31210</b>  <b>Phone: 478-741-9745</b>  <b>Vendor ID# 59683</b>		<b>Quarterly Scores (Grades)</b>		<b>Current Quarter Score (Grade)</b>
		<b>Q1: 00.00 (F)</b>	<b>Q2: 02.00 (F)</b>	<b>02.00%</b>
		<b>Q3: N/A</b>	<b>Q4: N/A</b>	<b>(F)</b>
# New Foster Homes During Quarter: 0		# Children in Care During Quarter: 0	# Placements During Quarter: 0	# Children in Care On Last Day: 0
	<b>Avg Performance All CPAs (%)</b>	<b>Provider Performance (%)*</b>	<b>Possible Points (Weight)</b>	<b>Provider Points Earned</b>
<b>OPM Monitoring Reviews</b>				
Annual Comprehensive Reviews	88%	Not Yet Conducted		
Safety Reviews	94%	Not Yet Conducted		
<b>Monitoring Sub-Total</b>				<b>0.00</b>
<b>CPA Safety Outcomes</b>				
Incidence of Maltreatment	0.20%	1 Substantiated Report	10	0.00
Staff Training	90%	0%	5	0.00
Staff Safety Checks	90%	0%	5	0.00
<b>Safety Sub-Total</b>			<b>20</b>	<b>0.00</b>
<b>CPA Permanency Outcomes</b>				
Placement Stability	91%	Not Eligible		
<b>Permanency Sub-Total</b>			<b>N/A</b>	
<b>CPA Well-Being Outcomes</b>				
EPSDT Medical Visits	85%	Not Eligible		
EPSDT Dental Visits	79%	Not Eligible		
Academic Supports	77%	Not Eligible		
Provider ECEM Visits	92%	Not Eligible		
Provider General Contacts	91%	Not Eligible		
Placements with Siblings	64%	Not Eligible	Not Scored	Not Scored
Placements within Legal County	18%	Not Eligible	Not Scored	Not Scored
<b>Well-Being Sub-Total</b>			<b>N/A</b>	

\*Performance calculation descriptions can be found in the FY 2018 RBWO PBP Measurements and Standards Guide.

<b>Monitoring &amp; Outcomes: Possible Points = 20</b>		<b>Points Earned: 00.00</b>	
<b>Score Before Incentives Credit</b>			<b>00.00%</b>
<b>Incentives Awarded</b>			<b>2.00 pts</b>
<b>PBP Verification</b>			<b>N/A pts</b>
<b>Total Score</b>			<b>02.00%</b>



**DHS, DFCS, Office of Provider Management**  
**Performance-Based Placement Measures**  
**RBWO Provider GA+SCORECARD - CPA**  
**Report Quarter: Q2 FY2018**



**Provider/Program Name: Normal Life of Georgia, Inc. - Macon (5251) - CPA**

# New Foster Homes During Quarter: 0		# Children in Care During Quarter: 0	# Placements During Quarter: 0	# Children in Care On Last Day: 0
CPA Incentive Credits	Avg Performance All CPAs (%)	Provider Performance (%)*	Possible Points (Weight)	Provider Points Earned
Early EPSDT Medical Visits		Not Eligible	2	
Early EPSDT Dental Visits		Not Eligible	2	
Permanency Contacts		None Planned	5	
Additional Academic Supports		Not Eligible	2	
Foster Hm Retention Rate (threshold = 90)		Not Eligible	2	0.00
Foster Hm Recruitment (threshold = 100)		0%	2	0.00
Active Agency Accreditation		50%	4	2.00
Staff Clinical Licensure		0%	5	0.00
<b>Incentives Total</b>	<b>4.93</b>		<b>24</b>	<b>2.00</b>
Maximum total combined incentive credit allowed is 10 points.			<b>Incentives Awarded</b>	<b>2.00</b>

\*Performance calculation descriptions can be found in the FY 2018 RBWO PBP Measurements and Standards Guide.

**Child Protective Services Investigations and Dispositions**

The following investigations data, which is not used for scoring but is considered significant to a provider's performance, is from Georgia SHINES and is not considered final or complete until the end of the fiscal year.

Total Reports:	3
Number Screened In:	3
Number Screened Out:	0
Number Substantiated:	1
Number Unsubstantiated:	5
Number Active CPS Investigations:	-3



**DHS, DFCS, Office of Provider Management**  
**Performance-Based Placement Measures**  
**RBWO Provider GA+SCORECARD - CPA**  
**Report Quarter: Q2 FY2018**

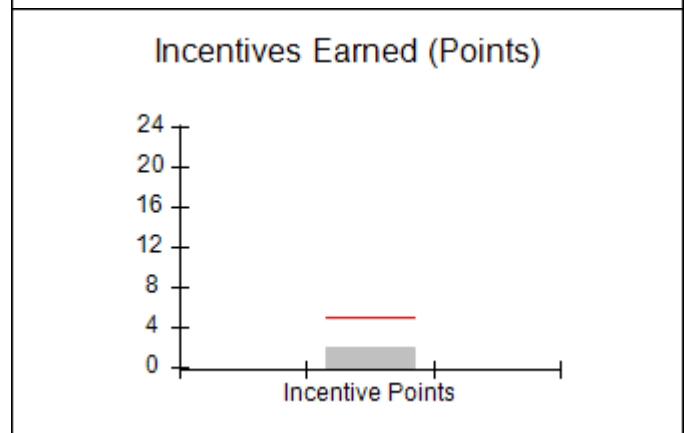
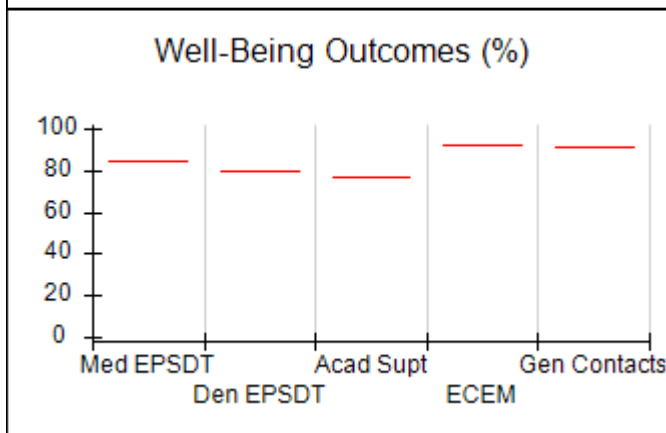
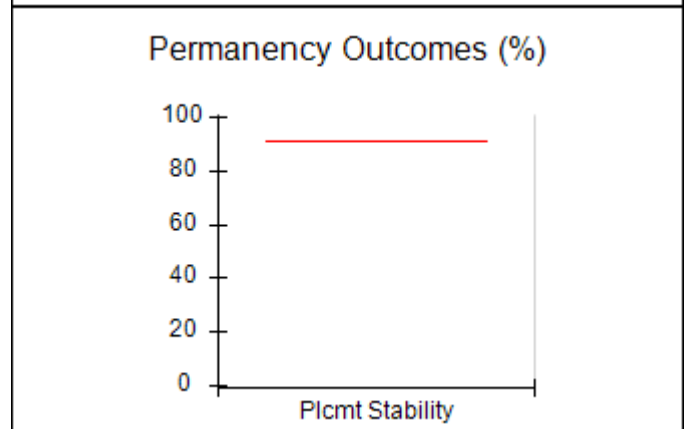
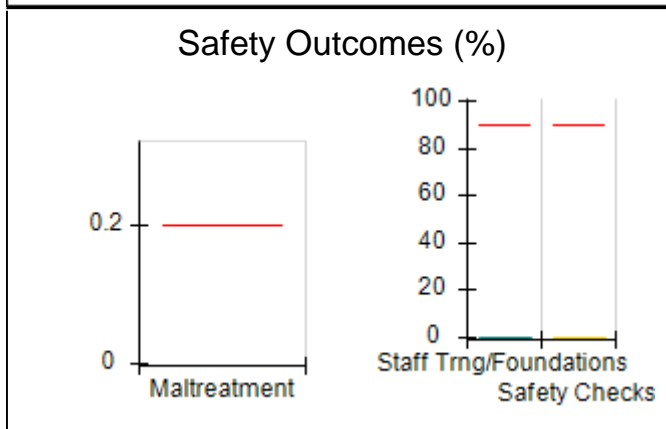
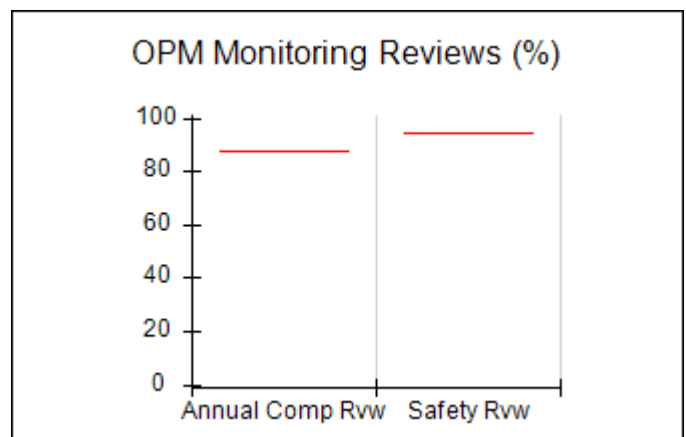
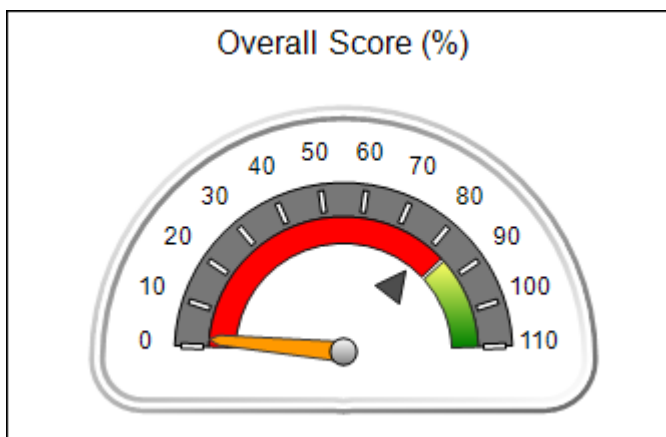


**Provider/Program Name: Normal Life of Georgia, Inc. - Valdosta (5249) - CPA**

<b>2210A N. Patterson St., Valdosta, GA 31602</b>  <b>Phone: 229-244-5263</b>  <b>Vendor ID# 113391</b>	Quarterly Scores (Grades)		Current Quarter Score (Grade)
	Q1: 00.00 (F)	Q2: 02.00 (F)	<b>02.00%</b> <b>(F)</b>
	Q3: N/A	Q4: N/A	
# New Foster Homes During Quarter: 1	# Children in Care During Quarter: 0	# Placements During Quarter: 0	# Children in Care On Last Day: 0

**Quarterly Provider Comparisons to All CPAs**

▼ — indicates average for all CPAs





DHS, DFCS, Office of Provider Management  
**Performance-Based Placement Measures**  
**RBWO Provider GA+SCORECARD - CPA**  
**Report Quarter: Q2 FY2018**



**Provider/Program Name: Normal Life of Georgia, Inc. - Valdosta (5249) - CPA**

<b>2210A N. Patterson St., Valdosta, GA 31602</b>  <b>Phone: 229-244-5263</b>  <b>Vendor ID# 113391</b>		<b>Quarterly Scores (Grades)</b>		<b>Current Quarter Score (Grade)</b>
		<b>Q1: 00.00 (F)</b>	<b>Q2: 02.00 (F)</b>	<b>02.00% (F)</b>
		<b>Q3: N/A</b>	<b>Q4: N/A</b>	
# New Foster Homes During Quarter: 1		# Children in Care During Quarter: 0	# Placements During Quarter: 0	# Children in Care On Last Day: 0
	<b>Avg Performance All CPAs (%)</b>	<b>Provider Performance (%)*</b>	<b>Possible Points (Weight)</b>	<b>Provider Points Earned</b>
<b>OPM Monitoring Reviews</b>				
Annual Comprehensive Reviews	88%	Not Yet Conducted		
Safety Reviews	94%	Not Yet Conducted		
<b>Monitoring Sub-Total</b>				<b>0.00</b>
<b>CPA Safety Outcomes</b>				
Incidence of Maltreatment	0.20%	Not Eligible		
Staff Training	90%	0%	10	0.00
Staff Safety Checks	90%	0%	10	0.00
<b>Safety Sub-Total</b>			<b>20</b>	<b>0.00</b>
<b>CPA Permanency Outcomes</b>				
Placement Stability	91%	Not Eligible		
<b>Permanency Sub-Total</b>			<b>N/A</b>	
<b>CPA Well-Being Outcomes</b>				
EPSDT Medical Visits	85%	Not Eligible		
EPSDT Dental Visits	79%	Not Eligible		
Academic Supports	77%	Not Eligible		
Provider ECEM Visits	92%	Not Eligible		
Provider General Contacts	91%	Not Eligible		
Placements with Siblings	64%	Not Eligible	Not Scored	Not Scored
Placements within Legal County	18%	Not Eligible	Not Scored	Not Scored
<b>Well-Being Sub-Total</b>			<b>N/A</b>	

\*Performance calculation descriptions can be found in the FY 2018 RBWO PBP Measurements and Standards Guide.

<b>Monitoring &amp; Outcomes: Possible Points = 20</b>	<b>Points Earned: 00.00</b>
<b>Score Before Incentives Credit</b>	<b>00.00%</b>
<b>Incentives Awarded</b>	<b>2.00 pts</b>
<b>PBP Verification</b>	<b>N/A pts</b>
<b>Total Score</b>	<b>02.00%</b>



DHS, DFCS, Office of Provider Management  
**Performance-Based Placement Measures**  
**RBWO Provider GA+SCORECARD - CPA**  
Report Quarter: Q2 FY2018



**Provider/Program Name: Normal Life of Georgia, Inc. - Valdosta (5249) - CPA**

# New Foster Homes During Quarter: 1		# Children in Care During Quarter: 0	# Placements During Quarter: 0	# Children in Care On Last Day: 0
CPA Incentive Credits	Avg Performance All CPAs (%)	Provider Performance (%)*	Possible Points (Weight)	Provider Points Earned
Early EPSDT Medical Visits		Not Eligible	2	
Early EPSDT Dental Visits		Not Eligible	2	
Permanency Contacts		None Planned	5	
Additional Academic Supports		Not Eligible	2	
Foster Hm Retention Rate (threshold = 90)		Not Eligible	2	0.00
Foster Hm Recruitment (threshold = 100)		100%	2	2.00
Active Agency Accreditation		0%	4	0.00
Staff Clinical Licensure		0%	5	0.00
<b>Incentives Total</b>	<b>4.93</b>		<b>24</b>	<b>2.00</b>
Maximum total combined incentive credit allowed is 10 points.			<b>Incentives Awarded</b>	<b>2.00</b>

\*Performance calculation descriptions can be found in the FY 2018 RBWO PBP Measurements and Standards Guide.

**Child Protective Services Investigations and Dispositions**

The following investigations data, which is not used for scoring but is considered significant to a provider's performance, is from Georgia SHINES and is not considered final or complete until the end of the fiscal year.

Total Reports:	2
Number Screened In:	1
Number Screened Out:	1
Number Substantiated:	0
Number Unsubstantiated:	0
Number Active CPS Investigations:	1



DHS, DFCS, Office of Provider Management  
**Performance-Based Placement Measures**  
**RBWO Provider GA+SCORECARD - CPA**



Report Quarter: Q2 FY2018

**Provider/Program Name: Normal Life of Georgia, Inc. - Watkinsville (5250) - CPA**

1551 Jennings Mill Road, Watkinsville, GA 30677

Phone: 706-549-0349

Vendor ID# 95348

**Quarterly Scores (Grades)**

Q1: 00.00 (F)

Q2: 14.00 (F)

Q3: N/A

Q4: N/A

**Current Quarter Score (Grade)**

**14.00%**

**(F)**

# New Foster Homes During Quarter: 0

# Children in Care During Quarter: 0

# Placements During Quarter: 0

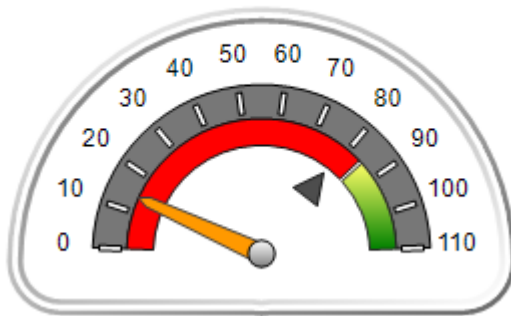
# Children in Care On Last Day: 0

**Quarterly Provider Comparisons to All CPAs**

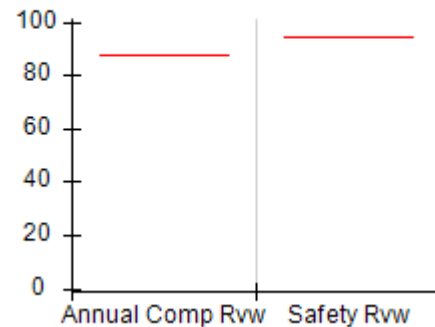


indicates average for all CPAs

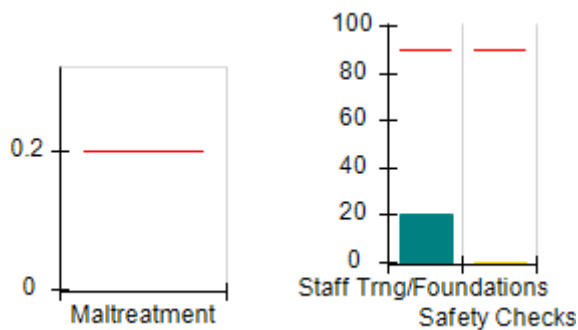
**Overall Score (%)**



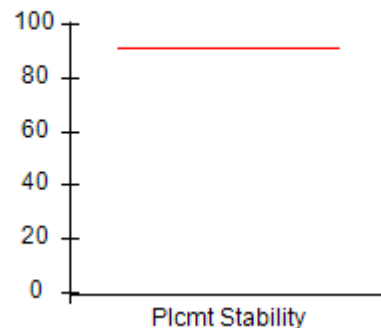
**OPM Monitoring Reviews (%)**



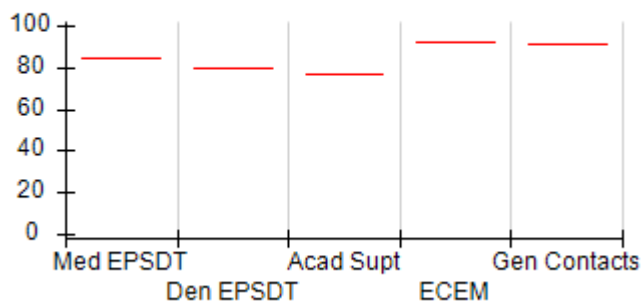
**Safety Outcomes (%)**



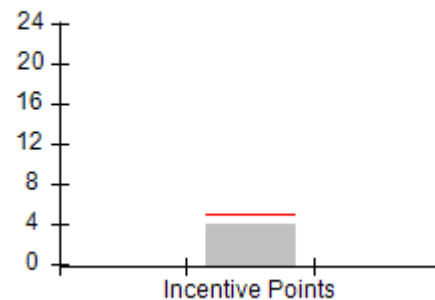
**Permanency Outcomes (%)**



**Well-Being Outcomes (%)**



**Incentives Earned (Points)**





DHS, DFCS, Office of Provider Management  
**Performance-Based Placement Measures**  
**RBWO Provider GA+SCORECARD - CPA**  
**Report Quarter: Q2 FY2018**



**Provider/Program Name: Normal Life of Georgia, Inc. - Watkinsville (5250) - CPA**

<b>1551 Jennings Mill Road, Watkinsville, GA 30677</b>  <b>Phone: 706-549-0349</b>  <b>Vendor ID# 95348</b>		Quarterly Scores (Grades)		Current Quarter Score (Grade)
		Q1: 00.00 (F)	Q2: 14.00 (F)	<b>14.00%</b> <b>(F)</b>
		Q3: N/A	Q4: N/A	
# New Foster Homes During Quarter: 0		# Children in Care During Quarter: 0	# Placements During Quarter: 0	# Children in Care On Last Day: 0
	Avg Performance All CPAs (%)	Provider Performance (%)*	Possible Points (Weight)	Provider Points Earned
<b>OPM Monitoring Reviews</b>				
Annual Comprehensive Reviews	88%	Not Yet Conducted		
Safety Reviews	94%	Not Yet Conducted		
<b>Monitoring Sub-Total</b>				<b>0.00</b>
<b>CPA Safety Outcomes</b>				
Incidence of Maltreatment	0.20%	Not Eligible		
Staff Training	90%	20%	10	2.00
Staff Safety Checks	90%	0%	10	0.00
<b>Safety Sub-Total</b>			<b>20</b>	<b>2.00</b>
<b>CPA Permanency Outcomes</b>				
Placement Stability	91%	Not Eligible		
<b>Permanency Sub-Total</b>			<b>N/A</b>	
<b>CPA Well-Being Outcomes</b>				
EPSDT Medical Visits	85%	Not Eligible		
EPSDT Dental Visits	79%	Not Eligible		
Academic Supports	77%	Not Eligible		
Provider ECEM Visits	92%	Not Eligible		
Provider General Contacts	91%	Not Eligible		
Placements with Siblings	64%	Not Eligible	Not Scored	Not Scored
Placements within Legal County	18%	Not Eligible	Not Scored	Not Scored
<b>Well-Being Sub-Total</b>			<b>N/A</b>	

\*Performance calculation descriptions can be found in the FY 2018 RBWO PBP Measurements and Standards Guide.

<b>Monitoring &amp; Outcomes: Possible Points = 20</b>	<b>Points Earned: 02.00</b>
<b>Score Before Incentives Credit</b>	<b>10.00%</b>
<b>Incentives Awarded</b>	<b>4.00 pts</b>
<b>PBP Verification</b>	<b>N/A pts</b>
<b>Total Score</b>	<b>14.00%</b>



DHS, DFCS, Office of Provider Management  
**Performance-Based Placement Measures**  
**RBWO Provider GA+SCORECARD - CPA**  
Report Quarter: Q2 FY2018



**Provider/Program Name: Normal Life of Georgia, Inc. - Watkinsville (5250) - CPA**

# New Foster Homes During Quarter: 0		# Children in Care During Quarter: 0	# Placements During Quarter: 0	# Children in Care On Last Day: 0
CPA Incentive Credits	Avg Performance All CPAs (%)	Provider Performance (%)*	Possible Points (Weight)	Provider Points Earned
Early EPSDT Medical Visits		Not Eligible	2	
Early EPSDT Dental Visits		Not Eligible	2	
Permanency Contacts		None Planned	5	
Additional Academic Supports		Not Eligible	2	
Foster Hm Retention Rate (threshold = 90)		Not Eligible	2	0.00
Foster Hm Recruitment (threshold = 100)		600%	2	2.00
Active Agency Accreditation		50%	4	2.00
Staff Clinical Licensure		0%	5	0.00
<b>Incentives Total</b>	<b>4.93</b>		<b>24</b>	<b>4.00</b>
Maximum total combined incentive credit allowed is 10 points.			<b>Incentives Awarded</b>	<b>4.00</b>

\*Performance calculation descriptions can be found in the FY 2018 RBWO PBP Measurements and Standards Guide.

**Child Protective Services Investigations and Dispositions**

The following investigations data, which is not used for scoring but is considered significant to a provider's performance, is from Georgia SHINES and is not considered final or complete until the end of the fiscal year.

Total Reports:	1
Number Screened In:	1
Number Screened Out:	0
Number Substantiated:	0
Number Unsubstantiated:	0
Number Active CPS Investigations:	1





DHS, DFCS, Office of Provider Management

## Performance-Based Placement Measures

### RBWO Provider GA+SCORECARD - CPA



Report Quarter: Q2 FY2018

**Provider/Program Name: On The Path - (5209) - CPA**

108 Byrd Way, Warner Robins, GA 31088

Phone: 478-953-0330

Vendor ID# 133540

#### Quarterly Scores (Grades)

Q1: 89.73 (B+)

Q2: 92.14 (A-)

Q3: N/A

Q4: N/A

Current Quarter Score (Grade)

**92.14%**

**(A-)**

# New Foster Homes During Quarter: 0

# Children in Care During Quarter: 10

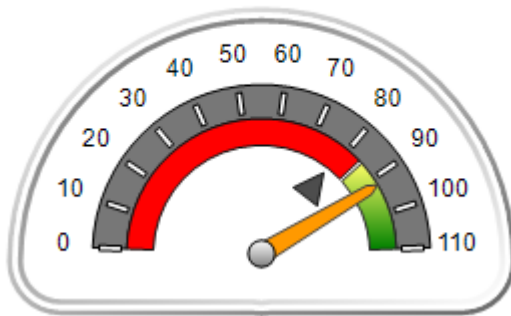
# Placements During Quarter: 11

# Children in Care On Last Day: 8

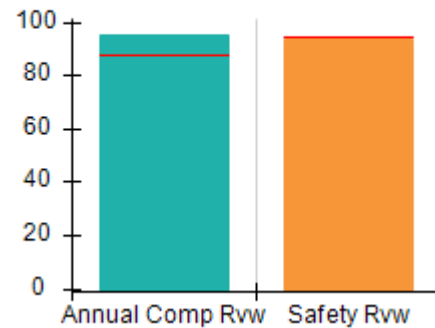
### Quarterly Provider Comparisons to All CPAs

— indicates average for all CPAs

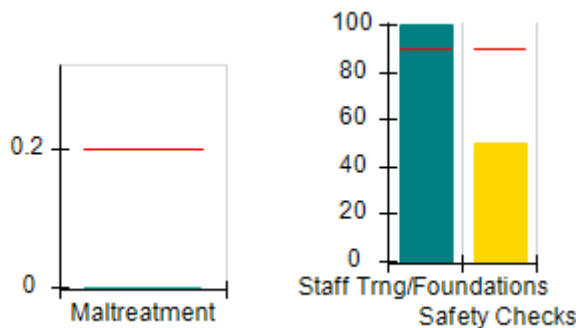
#### Overall Score (%)



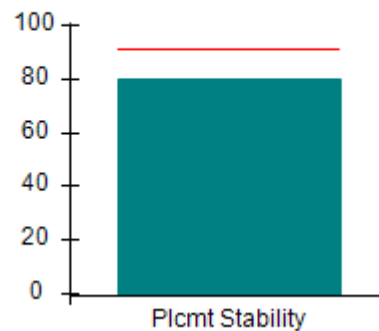
#### OPM Monitoring Reviews (%)



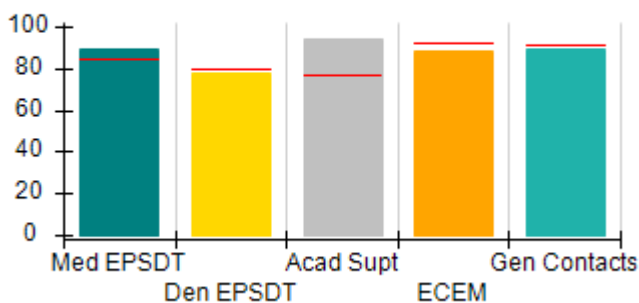
#### Safety Outcomes (%)



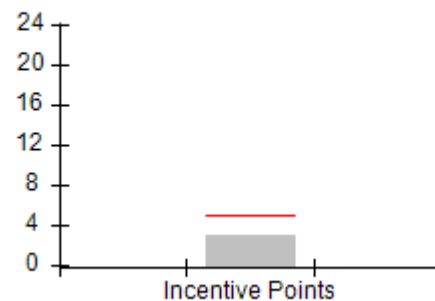
#### Permanency Outcomes (%)



#### Well-Being Outcomes (%)



#### Incentives Earned (Points)





DHS, DFCS, Office of Provider Management  
**Performance-Based Placement Measures**  
**RBWO Provider GA+SCORECARD - CPA**  
 Report Quarter: Q2 FY2018



**Provider/Program Name: On The Path - (5209) - CPA**

108 Byrd Way, Warner Robins, GA 31088  Phone: 478-953-0330  Vendor ID# 133540		Quarterly Scores (Grades)		Current Quarter Score (Grade)
		Q1: 89.73 (B+)	Q2: 92.14 (A-)	92.14%
		Q3: N/A	Q4: N/A	(A-)
# New Foster Homes During Quarter: 0		# Children in Care During Quarter: 10	# Placements During Quarter: 11	# Children in Care On Last Day: 8
	Avg Performance All CPAs (%)	Provider Performance (%)*	Possible Points (Weight)	Provider Points Earned
<b>OPM Monitoring Reviews</b>				
Annual Comprehensive Reviews	88%	95%	25	23.75
Safety Reviews	94%	93%	15	14.00
<b>Monitoring Sub-Total</b>			<b>40</b>	<b>37.75</b>
<b>CPA Safety Outcomes</b>				
Incidence of Maltreatment	0.20%	No Substantiated Reports	10	10.00
Staff Training	90%	100%	5	5.00
Staff Safety Checks	90%	50%	5	2.50
<b>Safety Sub-Total</b>			<b>20</b>	<b>17.50</b>
<b>CPA Permanency Outcomes</b>				
Placement Stability	91%	80%	15	12.00
<b>Permanency Sub-Total</b>			<b>15</b>	<b>12.00</b>
<b>CPA Well-Being Outcomes</b>				
EPSDT Medical Visits	85%	89%	4	3.56
EPSDT Dental Visits	79%	78%	4	3.12
Academic Supports	77%	94%	3	2.82
Provider ECEM Visits	92%	88%	7	6.16
Provider General Contacts	91%	89%	7	6.23
Placements with Siblings	64%	60%	Not Scored	Not Scored
Placements within Legal County	18%	0%	Not Scored	Not Scored
<b>Well-Being Sub-Total</b>			<b>25</b>	<b>21.89</b>

\*Performance calculation descriptions can be found in the FY 2018 RBWO PBP Measurements and Standards Guide.

<b>Monitoring &amp; Outcomes: Possible Points = 100</b>		<b>Points Earned: 89.14</b>	
<b>Score Before Incentives Credit</b>			<b>89.14%</b>
<b>Incentives Awarded</b>			<b>3.00 pts</b>
<b>PBP Verification</b>			<b>N/A pts</b>
<b>Total Score</b>			<b>92.14%</b>



**DHS, DFCS, Office of Provider Management**  
**Performance-Based Placement Measures**  
**RBWO Provider GA+SCORECARD - CPA**  
**Report Quarter: Q2 FY2018**



**Provider/Program Name: On The Path - (5209) - CPA**

# New Foster Homes During Quarter: 0		# Children in Care During Quarter: 10	# Placements During Quarter: 11	# Children in Care On Last Day: 8
CPA Incentive Credits	Avg Performance All CPAs (%)	Provider Performance (%)*	Possible Points (Weight)	Provider Points Earned
Early EPSDT Medical Visits		50%	2	1.00
Early EPSDT Dental Visits		0%	2	0.00
Permanency Contacts		0%	5	0.00
Additional Academic Supports		0%	2	0.00
Foster Hm Retention Rate (threshold = 90)		50%	2	0.00
Foster Hm Recruitment (threshold = 100)		100%	2	2.00
Active Agency Accreditation		0%	4	0.00
Staff Clinical Licensure		0%	5	0.00
<b>Incentives Total</b>	<b>4.93</b>		<b>24</b>	<b>3.00</b>
Maximum total combined incentive credit allowed is 10 points.			<b>Incentives Awarded</b>	<b>3.00</b>

\*Performance calculation descriptions can be found in the FY 2018 RBWO PBP Measurements and Standards Guide.

**Child Protective Services Investigations and Dispositions**

The following investigations data, which is not used for scoring but is considered significant to a provider's performance, is from Georgia SHINES and is not considered final or complete until the end of the fiscal year.

Total Reports:	0
Number Screened In:	0
Number Screened Out:	0
Number Substantiated:	0
Number Unsubstantiated:	0
Number Active CPS Investigations:	0



**DHS, DFCS, Office of Provider Management**  
**Performance-Based Placement Measures**  
**RBWO Provider GA+SCORECARD - CPA**  
**Report Quarter: Q2 FY2018**

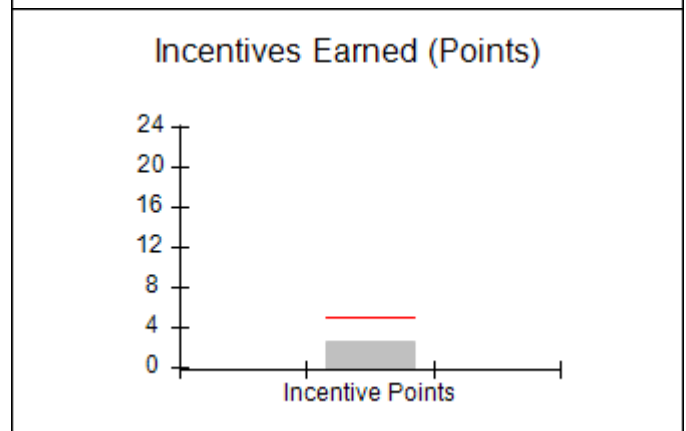
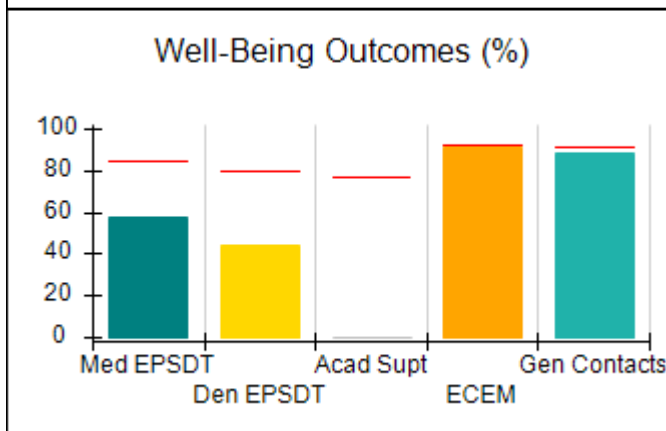
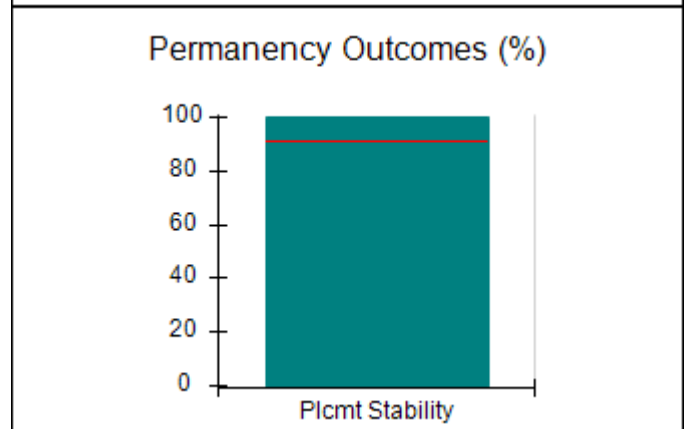
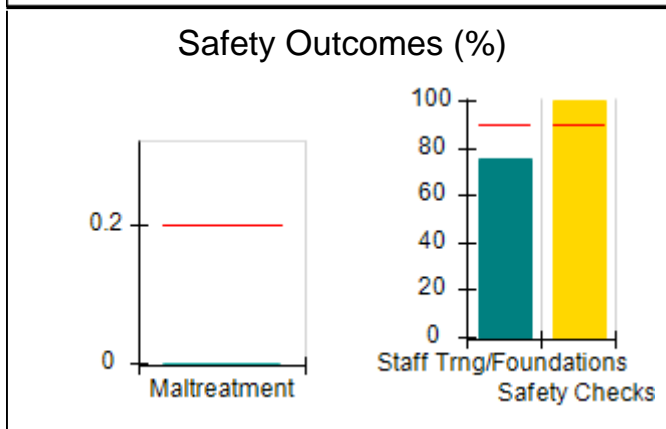
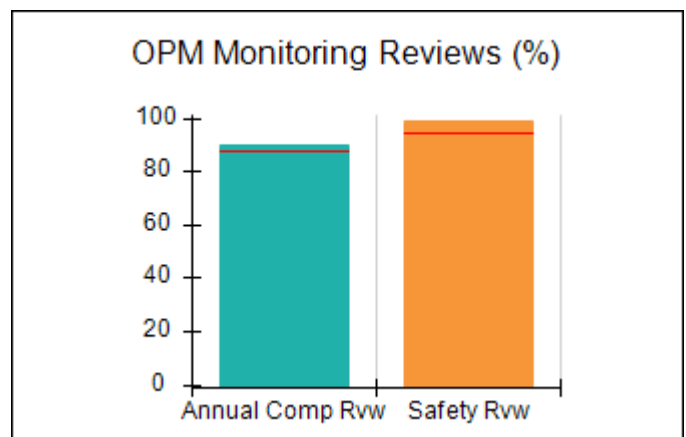
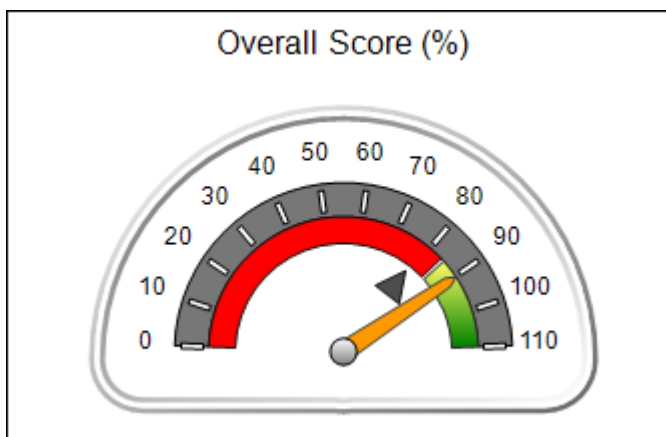


**Provider/Program Name: Ray of Hope Foster Care, Inc. - (5189) - CPA**

<b>4405 Mall Blvd, Union City, GA 30291</b>  <b>Phone: 770-306-5144</b>  <b>Vendor ID# 125385</b>	Quarterly Scores (Grades)		Current Quarter Score (Grade)
	Q1: 91.01 (A-)	Q2: 90.29 (A-)	<b>90.29%</b> <b>(A-)</b>
	Q3: N/A	Q4: N/A	
# New Foster Homes During Quarter: 4	# Children in Care During Quarter: 26	# Placements During Quarter: 26	# Children in Care On Last Day: 21

**Quarterly Provider Comparisons to All CPAs**

▼ — indicates average for all CPAs





DHS, DFCS, Office of Provider Management  
**Performance-Based Placement Measures**  
**RBWO Provider GA+SCORECARD - CPA**  
 Report Quarter: Q2 FY2018



**Provider/Program Name: Ray of Hope Foster Care, Inc. - (5189) - CPA**

<b>4405 Mall Blvd, Union City, GA 30291</b>  <b>Phone: 770-306-5144</b>  <b>Vendor ID# 125385</b>		<b>Quarterly Scores (Grades)</b>		<b>Current Quarter Score (Grade)</b>
		<b>Q1: 91.01 (A-)</b>	<b>Q2: 90.29 (A-)</b>	<b>90.29% (A-)</b>
		<b>Q3: N/A</b>	<b>Q4: N/A</b>	
# New Foster Homes During Quarter: 4		# Children in Care During Quarter: 26	# Placements During Quarter: 26	# Children in Care On Last Day: 21
	<b>Avg Performance All CPAs (%)</b>	<b>Provider Performance (%)*</b>	<b>Possible Points (Weight)</b>	<b>Provider Points Earned</b>
<b>OPM Monitoring Reviews</b>				
Annual Comprehensive Reviews	88%	90%	25	22.53
Safety Reviews	94%	99%	15	14.81
<b>Monitoring Sub-Total</b>			<b>40</b>	<b>37.35</b>
<b>CPA Safety Outcomes</b>				
Incidence of Maltreatment	0.20%	No Substantiated Reports	10	10.00
Staff Training	90%	75%	5	3.75
Staff Safety Checks	90%	100%	5	5.00
<b>Safety Sub-Total</b>			<b>20</b>	<b>18.75</b>
<b>CPA Permanency Outcomes</b>				
Placement Stability	91%	100%	15	15.00
<b>Permanency Sub-Total</b>			<b>15</b>	<b>15.00</b>
<b>CPA Well-Being Outcomes</b>				
EPSDT Medical Visits	85%	58%	4	2.32
EPSDT Dental Visits	79%	44%	4	1.76
Academic Supports	77%	0%	3	0.00
Provider ECEM Visits	92%	91%	7	6.37
Provider General Contacts	91%	88%	7	6.16
Placements with Siblings	64%	75%	Not Scored	Not Scored
Placements within Legal County	18%	33%	Not Scored	Not Scored
<b>Well-Being Sub-Total</b>			<b>25</b>	<b>16.61</b>

\*Performance calculation descriptions can be found in the FY 2018 RBWO PBP Measurements and Standards Guide.

<b>Monitoring &amp; Outcomes: Possible Points = 100</b>		<b>Points Earned: 87.71</b>	
<b>Score Before Incentives Credit</b>			<b>87.71%</b>
<b>Incentives Awarded</b>			<b>2.58 pts</b>
<b>PBP Verification</b>			<b>N/A pts</b>
<b>Total Score</b>			<b>90.29%</b>



**DHS, DFCS, Office of Provider Management**  
**Performance-Based Placement Measures**  
**RBWO Provider GA+SCORECARD - CPA**  
**Report Quarter: Q2 FY2018**



**Provider/Program Name: Ray of Hope Foster Care, Inc. - (5189) - CPA**

# New Foster Homes During Quarter: 4		# Children in Care During Quarter: 26	# Placements During Quarter: 26	# Children in Care On Last Day: 21
CPA Incentive Credits	Avg Performance All CPAs (%)	Provider Performance (%)*	Possible Points (Weight)	Provider Points Earned
Early EPSDT Medical Visits		20%	2	0.40
Early EPSDT Dental Visits		9%	2	0.18
Permanency Contacts		0%	5	0.00
Additional Academic Supports		0%	2	0.00
Foster Hm Retention Rate (threshold = 90)		83%	2	0.00
Foster Hm Recruitment (threshold = 100)		300%	2	2.00
Active Agency Accreditation		0%	4	0.00
Staff Clinical Licensure		0%	5	0.00
<b>Incentives Total</b>	<b>4.93</b>		<b>24</b>	<b>2.58</b>
Maximum total combined incentive credit allowed is 10 points.			<b>Incentives Awarded</b>	<b>2.58</b>

\*Performance calculation descriptions can be found in the FY 2018 RBWO PBP Measurements and Standards Guide.

**Child Protective Services Investigations and Dispositions**

The following investigations data, which is not used for scoring but is considered significant to a provider's performance, is from Georgia SHINES and is not considered final or complete until the end of the fiscal year.

Total Reports:	0
Number Screened In:	0
Number Screened Out:	0
Number Substantiated:	0
Number Unsubstantiated:	1
Number Active CPS Investigations:	-1



DHS, DFCS, Office of Provider Management  
**Performance-Based Placement Measures**  
**RBWO Provider GA+SCORECARD - CPA**



Report Quarter: Q2 FY2018

**Provider/Program Name: Rose Garden Community Development - dba We Are Precious (5272) - CPA**

1868 Washington Road, East Point, GA 30337

Phone: 404-925-4706

Vendor ID# 153030

**Quarterly Scores (Grades)**

**Current Quarter Score (Grade)**

Q1: 00.00 (F)

Q2: 75.00 (C)

**75.00%**

Q3: N/A

Q4: N/A

**(C)**

# New Foster Homes During Quarter: 1

# Children in Care During Quarter: 0

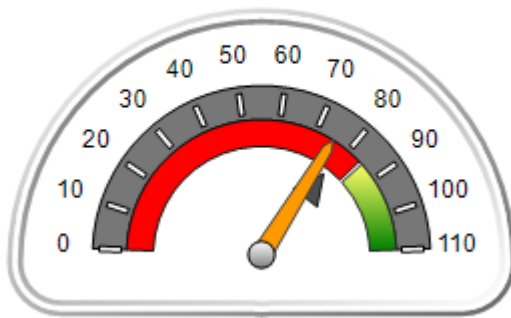
# Placements During Quarter: 0

# Children in Care On Last Day: 0

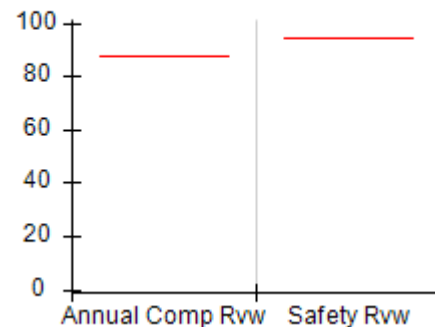
**Quarterly Provider Comparisons to All CPAs**

▼ — indicates average for all CPAs

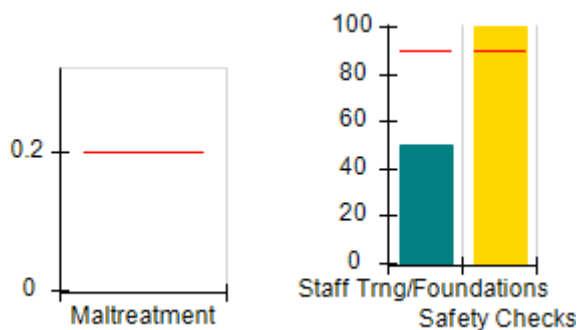
**Overall Score (%)**



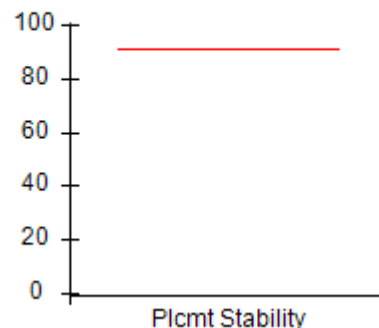
**OPM Monitoring Reviews (%)**



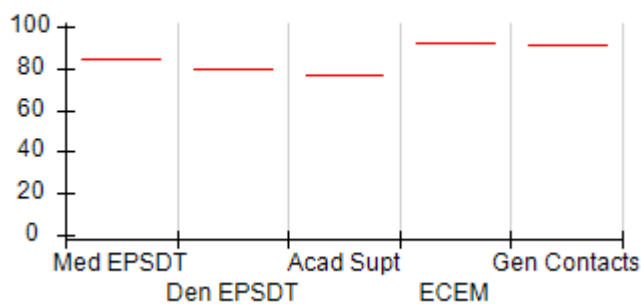
**Safety Outcomes (%)**




**Permanency Outcomes (%)**



**Well-Being Outcomes (%)**



**Incentives Earned (Points)**





**DHS, DFCS, Office of Provider Management**  
**Performance-Based Placement Measures**  
**RBWO Provider GA+SCORECARD - CPA**



**Report Quarter: Q2 FY2018**

**Provider/Program Name: Rose Garden Community Development - dba We Are Precious (5272) - CPA**

1868 Washington Road, East Point, GA 30337		<b>Quarterly Scores (Grades)</b>		<b>Current Quarter Score (Grade)</b>
Phone: 404-925-4706		Q1: 00.00 (F)	Q2: 75.00 (C)	<b>75.00%</b>
Vendor ID# 153030		Q3: N/A	Q4: N/A	<b>(C)</b>
# New Foster Homes During Quarter: 1		# Children in Care During Quarter: 0	# Placements During Quarter: 0	# Children in Care On Last Day: 0
	<b>Avg Performance All CPAs (%)</b>	<b>Provider Performance (%)*</b>	<b>Possible Points (Weight)</b>	<b>Provider Points Earned</b>
<b>OPM Monitoring Reviews</b>				
Annual Comprehensive Reviews	88%	Not Yet Conducted		
Safety Reviews	94%	Not Yet Conducted		
<b>Monitoring Sub-Total</b>				<b>0.00</b>
<b>CPA Safety Outcomes</b>				
Incidence of Maltreatment	0.20%	Not Eligible		
Staff Training	90%	50%	10	5.00
Staff Safety Checks	90%	100%	10	10.00
<b>Safety Sub-Total</b>			<b>20</b>	<b>15.00</b>
<b>CPA Permanency Outcomes</b>				
Placement Stability	91%	Not Eligible		
<b>Permanency Sub-Total</b>			<b>N/A</b>	
<b>CPA Well-Being Outcomes</b>				
EPSDT Medical Visits	85%	Not Eligible		
EPSDT Dental Visits	79%	Not Eligible		
Academic Supports	77%	Not Eligible		
Provider ECEM Visits	92%	Not Eligible		
Provider General Contacts	91%	Not Eligible		
Placements with Siblings	64%	Not Eligible	Not Scored	Not Scored
Placements within Legal County	18%	Not Eligible	Not Scored	Not Scored
<b>Well-Being Sub-Total</b>			<b>N/A</b>	

\*Performance calculation descriptions can be found in the FY 2018 RBWO PBP Measurements and Standards Guide.

<b>Monitoring &amp; Outcomes: Possible Points = 20</b>		<b>Points Earned: 15.00</b>	
<b>Score Before Incentives Credit</b>			<b>75.00%</b>
<b>Incentives Awarded</b>			<b>0.00 pts</b>
<b>PBP Verification</b>			<b>N/A pts</b>
<b>Total Score</b>			<b>75.00%</b>





**DHS, DFCS, Office of Provider Management**  
**Performance-Based Placement Measures**  
**RBWO Provider GA+SCORECARD - CPA**



**Report Quarter: Q2 FY2018**

**Provider/Program Name: Rose Garden Community Development - dba We Are Precious (5272) - CPA**

# New Foster Homes During Quarter: 1		# Children in Care During Quarter: 0	# Placements During Quarter: 0	# Children in Care On Last Day: 0
CPA Incentive Credits	Avg Performance All CPAs (%)	Provider Performance (%)*	Possible Points (Weight)	Provider Points Earned
Early EPSDT Medical Visits		Not Eligible	2	
Early EPSDT Dental Visits		Not Eligible	2	
Permanency Contacts		None Planned	5	
Additional Academic Supports		Not Eligible	2	
Foster Hm Retention Rate (threshold = 90)		Not Eligible	2	0.00
Foster Hm Recruitment (threshold = 100)		0%	2	0.00
Active Agency Accreditation		0%	4	0.00
Staff Clinical Licensure		0%	5	0.00
<b>Incentives Total</b>	<b>4.93</b>		<b>24</b>	<b>0.00</b>
Maximum total combined incentive credit allowed is 10 points.			<b>Incentives Awarded</b>	<b>0.00</b>

\*Performance calculation descriptions can be found in the FY 2018 RBWO PBP Measurements and Standards Guide.

### Child Protective Services Investigations and Dispositions

The following investigations data, which is not used for scoring but is considered significant to a provider's performance, is from Georgia SHINES and is not considered final or complete until the end of the fiscal year.

Total Reports:	0
Number Screened In:	0
Number Screened Out:	0
Number Substantiated:	0
Number Unsubstantiated:	0
Number Active CPS Investigations:	0



DHS, DFCS, Office of Provider Management  
**Performance-Based Placement Measures**  
**RBWO Provider GA+SCORECARD - CPA**



Report Quarter: Q2 FY2018

**Provider/Program Name: Seeds of Excellence - (5321) - CPA**

2550 E Wesley Chapel Way, Decatur, GA 30035

Phone: 678-468-4880

Vendor ID# 155375

Quarterly Scores (Grades)

Current Quarter Score  
(Grade)

Q1: N/A

Q2: N/A

N/A%

Q3: N/A

Q4: N/A

# New Foster Homes During Quarter: 0

# Children in Care During  
Quarter: 0

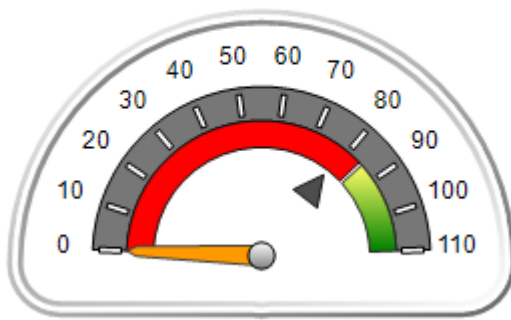
# Placements During  
Quarter: 0

# Children in Care On Last  
Day: 0

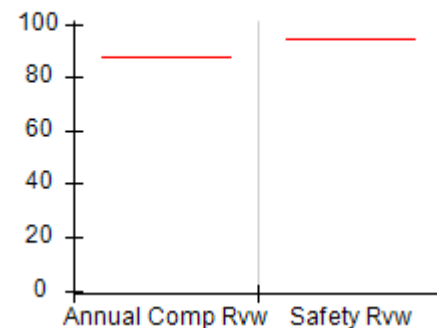
**Quarterly Provider Comparisons to All CPAs**

— indicates average for all CPAs

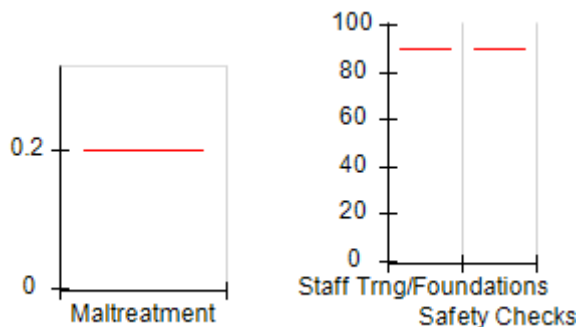
Overall Score (%)



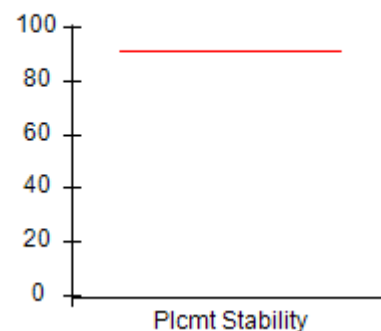
OPM Monitoring Reviews (%)



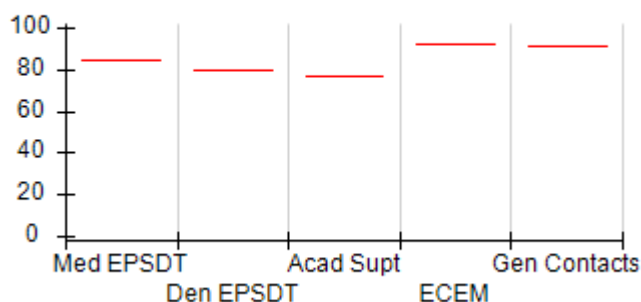
Safety Outcomes (%)



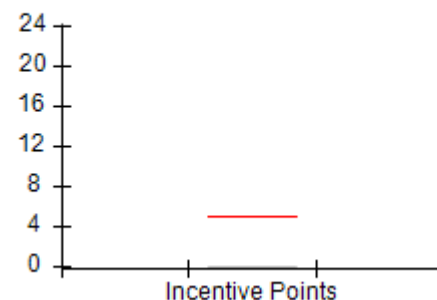
Permanency Outcomes (%)



Well-Being Outcomes (%)



Incentives Earned (Points)





DHS, DFCS, Office of Provider Management  
**Performance-Based Placement Measures**  
**RBWO Provider GA+SCORECARD - CPA**  
**Report Quarter: Q2 FY2018**



**Provider/Program Name: Seeds of Excellence - (5321) - CPA**

<b>2550 E Wesley Chapel Way, Decatur, GA 30035</b>  <b>Phone: 678-468-4880</b>  <b>Vendor ID# 155375</b>		Quarterly Scores (Grades)		Current Quarter Score (Grade)
		Q1: N/A	Q2: N/A	N/A% (F)
		Q3: N/A	Q4: N/A	
# New Foster Homes During Quarter: 0		# Children in Care During Quarter: 0	# Placements During Quarter: 0	# Children in Care On Last Day: 0
	Avg Performance All CPAs (%)	Provider Performance (%)*	Possible Points (Weight)	Provider Points Earned
<b>OPM Monitoring Reviews</b>				
Annual Comprehensive Reviews	88%	Not Yet Conducted		
Safety Reviews	94%	Not Yet Conducted		
<b>Monitoring Sub-Total</b>				<b>0.00</b>
<b>CPA Safety Outcomes</b>				
Incidence of Maltreatment	0.20%	Not Eligible		
Staff Training	90%	Not Eligible		
Staff Safety Checks	90%	Not Eligible		
<b>Safety Sub-Total</b>			<b>N/A</b>	
<b>CPA Permanency Outcomes</b>				
Placement Stability	91%	Not Eligible		
<b>Permanency Sub-Total</b>			<b>N/A</b>	
<b>CPA Well-Being Outcomes</b>				
EPSDT Medical Visits	85%	Not Eligible		
EPSDT Dental Visits	79%	Not Eligible		
Academic Supports	77%	Not Eligible		
Provider ECEM Visits	92%	Not Eligible		
Provider General Contacts	91%	Not Eligible		
Placements with Siblings	64%	Not Eligible	Not Scored	Not Scored
Placements within Legal County	18%	Not Eligible	Not Scored	Not Scored
<b>Well-Being Sub-Total</b>			<b>N/A</b>	

\*Performance calculation descriptions can be found in the FY 2018 RBWO PBP Measurements and Standards Guide.

<b>Monitoring &amp; Outcomes: Possible Points = 0</b>	<b>Points Earned: N/A</b>
<b>Score Before Incentives Credit</b>	<b>N/A</b>
<b>Incentives Awarded</b>	<b>0.00 pts</b>
<b>PBP Verification</b>	<b>N/A pts</b>
<b>Total Score</b>	<b>N/A%</b>



DHS, DFCS, Office of Provider Management  
**Performance-Based Placement Measures**  
**RBWO Provider GA+SCORECARD - CPA**  
Report Quarter: Q2 FY2018



**Provider/Program Name: Seeds of Excellence - (5321) - CPA**

# New Foster Homes During Quarter: 0		# Children in Care During Quarter: 0	# Placements During Quarter: 0	# Children in Care On Last Day: 0
CPA Incentive Credits	Avg Performance All CPAs (%)	Provider Performance (%)*	Possible Points (Weight)	Provider Points Earned
Early EPSDT Medical Visits		Not Eligible	2	
Early EPSDT Dental Visits		Not Eligible	2	
Permanency Contacts		None Planned	5	
Additional Academic Supports		Not Eligible	2	
Foster Hm Retention Rate (threshold = 90)		Not Eligible	2	0.00
Foster Hm Recruitment (threshold = 100)		0%	2	0.00
Active Agency Accreditation		0%	4	0.00
Staff Clinical Licensure		0%	5	0.00
<b>Incentives Total</b>	<b>4.93</b>		<b>24</b>	<b>0.00</b>
Maximum total combined incentive credit allowed is 10 points.			<b>Incentives Awarded</b>	<b>0.00</b>

\*Performance calculation descriptions can be found in the FY 2018 RBWO PBP Measurements and Standards Guide.

**Child Protective Services Investigations and Dispositions**

The following investigations data, which is not used for scoring but is considered significant to a provider's performance, is from Georgia SHINES and is not considered final or complete until the end of the fiscal year.

Total Reports:	0
Number Screened In:	0
Number Screened Out:	0
Number Substantiated:	0
Number Unsubstantiated:	0
Number Active CPS Investigations:	0



DHS, DFCS, Office of Provider Management  
**Performance-Based Placement Measures**  
**RBWO Provider GA+SCORECARD - CPA**  
Report Quarter: Q2 FY2018



**Provider/Program Name: Seeds That Grow, Inc. - (5322) - CPA**

1805 Overlake Dr., Conyers, GA 30013

Phone: 770-679-9021

Vendor ID# 15077

**Quarterly Scores (Grades)**

Q1: (N/A)

Q2: 100.00 (A+)

Q3: N/A

Q4: N/A

**Current Quarter Score (Grade)**

**100.00%**

**(A+)**

# New Foster Homes During Quarter: 0

# Children in Care During Quarter: 0

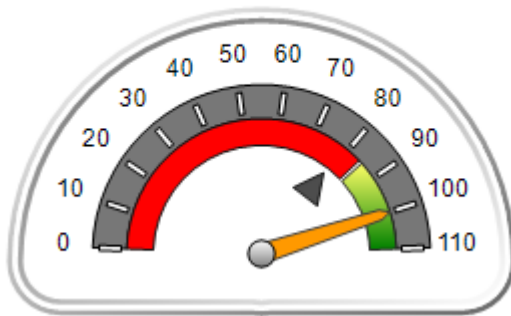
# Placements During Quarter: 0

# Children in Care On Last Day: 0

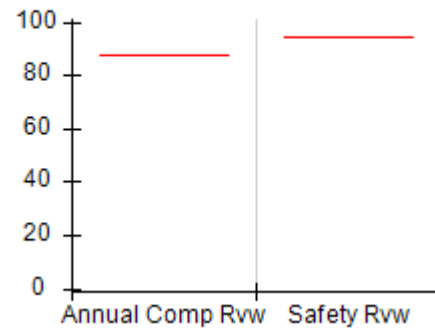
**Quarterly Provider Comparisons to All CPAs**

— indicates average for all CPAs

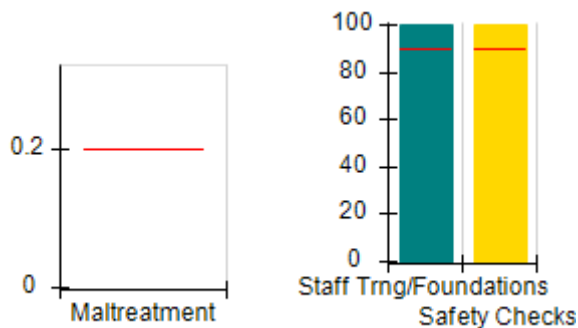
**Overall Score (%)**



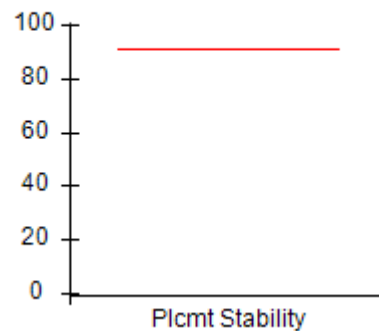
**OPM Monitoring Reviews (%)**



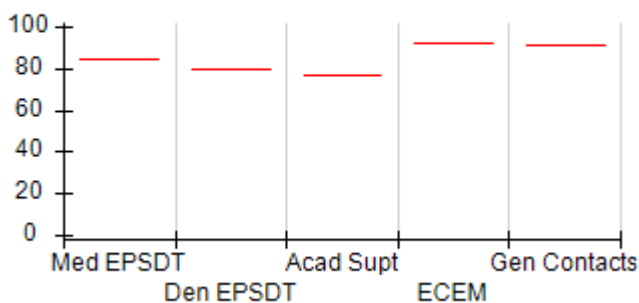
**Safety Outcomes (%)**



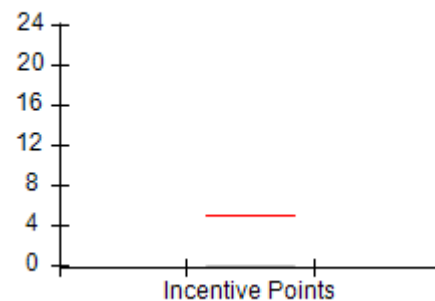
**Permanency Outcomes (%)**



**Well-Being Outcomes (%)**



**Incentives Earned (Points)**





DHS, DFCS, Office of Provider Management  
**Performance-Based Placement Measures**  
**RBWO Provider GA+SCORECARD - CPA**  
 Report Quarter: Q2 FY2018



**Provider/Program Name: Seeds That Grow, Inc. - (5322) - CPA**

<b>1805 Overlake Dr., Conyers, GA 30013</b>  <b>Phone: 770-679-9021</b>  <b>Vendor ID# 15077</b>		Quarterly Scores (Grades)		Current Quarter Score (Grade)
		Q1: (F)	Q2: 100.00 (A+)	100.00% (A+)
		Q3: N/A	Q4: N/A	
# New Foster Homes During Quarter: 0		# Children in Care During Quarter: 0	# Placements During Quarter: 0	# Children in Care On Last Day: 0
	Avg Performance All CPAs (%)	Provider Performance (%)*	Possible Points (Weight)	Provider Points Earned
<b>OPM Monitoring Reviews</b>				
Annual Comprehensive Reviews	88%	Not Yet Conducted		
Safety Reviews	94%	Not Yet Conducted		
<b>Monitoring Sub-Total</b>				<b>0.00</b>
<b>CPA Safety Outcomes</b>				
Incidence of Maltreatment	0.20%	Not Eligible		
Staff Training	90%	100%	10	10.00
Staff Safety Checks	90%	100%	10	10.00
<b>Safety Sub-Total</b>			<b>20</b>	<b>20.00</b>
<b>CPA Permanency Outcomes</b>				
Placement Stability	91%	Not Eligible		
<b>Permanency Sub-Total</b>			<b>N/A</b>	
<b>CPA Well-Being Outcomes</b>				
EPSDT Medical Visits	85%	Not Eligible		
EPSDT Dental Visits	79%	Not Eligible		
Academic Supports	77%	Not Eligible		
Provider ECEM Visits	92%	Not Eligible		
Provider General Contacts	91%	Not Eligible		
Placements with Siblings	64%	Not Eligible	Not Scored	Not Scored
Placements within Legal County	18%	Not Eligible	Not Scored	Not Scored
<b>Well-Being Sub-Total</b>			<b>N/A</b>	

\*Performance calculation descriptions can be found in the FY 2018 RBWO PBP Measurements and Standards Guide.

<b>Monitoring &amp; Outcomes: Possible Points = 20</b>		<b>Points Earned: 20.00</b>	
<b>Score Before Incentives Credit</b>			<b>100.00%</b>
<b>Incentives Awarded</b>			<b>0.00 pts</b>
<b>PBP Verification</b>			<b>N/A pts</b>
<b>Total Score</b>			<b>100.00%</b>



DHS, DFCS, Office of Provider Management  
**Performance-Based Placement Measures**  
**RBWO Provider GA+SCORECARD - CPA**  
Report Quarter: Q2 FY2018



**Provider/Program Name: Seeds That Grow, Inc. - (5322) - CPA**

# New Foster Homes During Quarter: 0		# Children in Care During Quarter: 0	# Placements During Quarter: 0	# Children in Care On Last Day: 0
CPA Incentive Credits	Avg Performance All CPAs (%)	Provider Performance (%)*	Possible Points (Weight)	Provider Points Earned
Early EPSDT Medical Visits		Not Eligible	2	
Early EPSDT Dental Visits		Not Eligible	2	
Permanency Contacts		None Planned	5	
Additional Academic Supports		Not Eligible	2	
Foster Hm Retention Rate (threshold = 90)		Not Eligible	2	0.00
Foster Hm Recruitment (threshold = 100)		0%	2	0.00
Active Agency Accreditation		0%	4	0.00
Staff Clinical Licensure		0%	5	0.00
<b>Incentives Total</b>	<b>4.93</b>		<b>24</b>	<b>0.00</b>
Maximum total combined incentive credit allowed is 10 points.			<b>Incentives Awarded</b>	<b>0.00</b>

\*Performance calculation descriptions can be found in the FY 2018 RBWO PBP Measurements and Standards Guide.

**Child Protective Services Investigations and Dispositions**

The following investigations data, which is not used for scoring but is considered significant to a provider's performance, is from Georgia SHINES and is not considered final or complete until the end of the fiscal year.

Total Reports:	0
Number Screened In:	0
Number Screened Out:	0
Number Substantiated:	0
Number Unsubstantiated:	0
Number Active CPS Investigations:	0



DHS, DFCS, Office of Provider Management  
**Performance-Based Placement Measures**  
**RBWO Provider GA+SCORECARD - CPA**  
Report Quarter: Q2 FY2018



**Provider/Program Name: Trinity J and D, LLC - Trinity J and D, LLC (980) - CPA**

7805 Waters Avenue, Savannah, GA 31406

Phone: 912-443-3799

Vendor ID# 40245

**Quarterly Scores (Grades)**

**Current Quarter Score (Grade)**

Q1: 87.82 (B+)

Q2: 89.27 (B+)

**89.27%**

Q3: N/A

Q4: N/A

**(B+)**

# New Foster Homes During Quarter: 1

# Children in Care During Quarter: 36

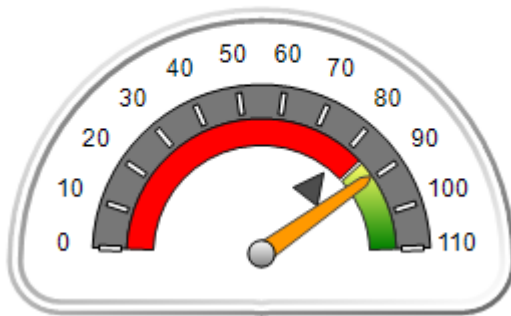
# Placements During Quarter: 37

# Children in Care On Last Day: 23

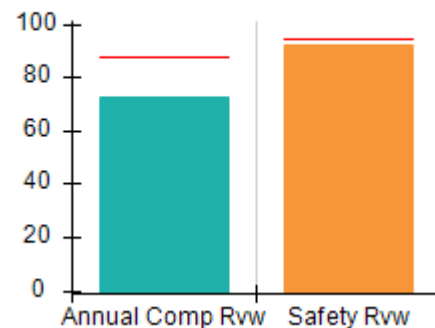
**Quarterly Provider Comparisons to All CPAs**

— indicates average for all CPAs

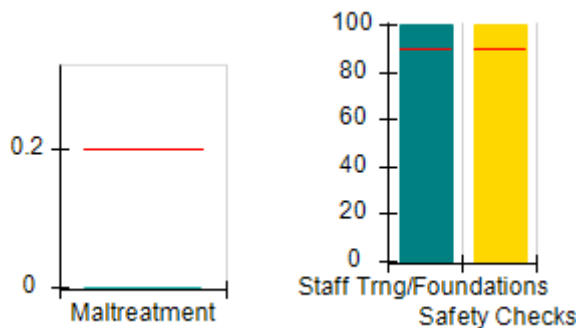
**Overall Score (%)**



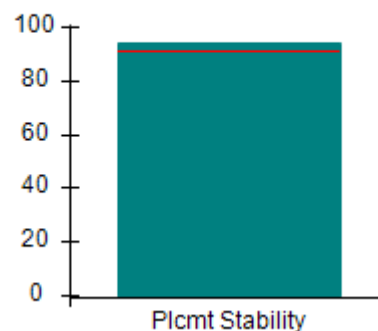
**OPM Monitoring Reviews (%)**



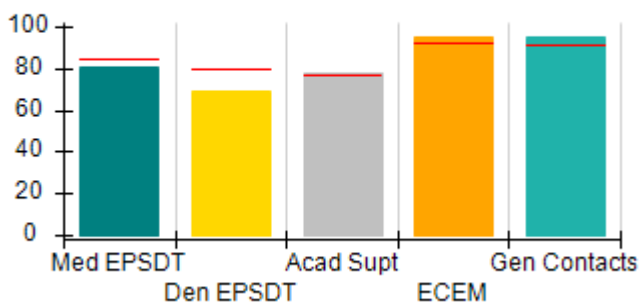
**Safety Outcomes (%)**



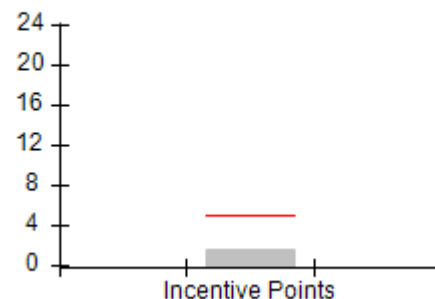
**Permanency Outcomes (%)**



**Well-Being Outcomes (%)**



**Incentives Earned (Points)**







DHS, DFCS, Office of Provider Management  
**Performance-Based Placement Measures**  
**RBWO Provider GA+SCORECARD - CPA**



Report Quarter: Q2 FY2018

**Provider/Program Name: Trinity J and D, LLC - Trinity J and D, LLC (980) - CPA**

<b>7805 Waters Avenue, Savannah, GA 31406</b>  <b>Phone: 912-443-3799</b>  <b>Vendor ID# 40245</b>	Quarterly Scores (Grades)		Current Quarter Score (Grade)
	Q1: 87.82 (B+)	Q2: 89.27 (B+)	<b>89.27%</b> <b>(B+)</b>
	Q3: N/A	Q4: N/A	

# New Foster Homes During Quarter: 1	# Children in Care During Quarter: 36	# Placements During Quarter: 37	# Children in Care On Last Day: 23
--------------------------------------	---------------------------------------	---------------------------------	------------------------------------

	Avg Performance All CPAs (%)	Provider Performance (%)*	Possible Points (Weight)	Provider Points Earned
--	------------------------------	---------------------------	--------------------------	------------------------

**OPM Monitoring Reviews**

Annual Comprehensive Reviews	88%	73%	25	18.20
Safety Reviews	94%	92%	15	13.87
<b>Monitoring Sub-Total</b>			<b>40</b>	<b>32.07</b>

**CPA Safety Outcomes**

Incidence of Maltreatment	0.20%	No Substantiated Reports	10	10.00
Staff Training	90%	100%	5	5.00
Staff Safety Checks	90%	100%	5	5.00
<b>Safety Sub-Total</b>			<b>20</b>	<b>20.00</b>

**CPA Permanency Outcomes**

Placement Stability	91%	94%	15	14.10
<b>Permanency Sub-Total</b>			<b>15</b>	<b>14.10</b>

**CPA Well-Being Outcomes**

EPSDT Medical Visits	85%	81%	4	3.24
EPSDT Dental Visits	79%	69%	4	2.76
Academic Supports	77%	78%	3	2.34
Provider ECEM Visits	92%	95%	7	6.65
Provider General Contacts	91%	95%	7	6.65
Placements with Siblings	64%	93%	Not Scored	Not Scored
Placements within Legal County	18%	17%	Not Scored	Not Scored
<b>Well-Being Sub-Total</b>			<b>25</b>	<b>21.64</b>

\*Performance calculation descriptions can be found in the FY 2018 RBWO PBP Measurements and Standards Guide.

<b>Monitoring &amp; Outcomes: Possible Points = 100</b>	<b>Points Earned: 87.81</b>
<b>Score Before Incentives Credit</b>	<b>87.81%</b>
<b>Incentives Awarded</b>	<b>1.46 pts</b>
<b>PBP Verification</b>	<b>N/A pts</b>
<b>Total Score</b>	<b>89.27%</b>



**DHS, DFCS, Office of Provider Management**  
**Performance-Based Placement Measures**  
**RBWO Provider GA+SCORECARD - CPA**



**Report Quarter: Q2 FY2018**

**Provider/Program Name: Trinity J and D, LLC - Trinity J and D, LLC (980) - CPA**

# New Foster Homes During Quarter: 1		# Children in Care During Quarter: 36	# Placements During Quarter: 37	# Children in Care On Last Day: 23
CPA Incentive Credits	Avg Performance All CPAs (%)	Provider Performance (%)*	Possible Points (Weight)	Provider Points Earned
Early EPSDT Medical Visits		40%	2	0.80
Early EPSDT Dental Visits		33%	2	0.66
Permanency Contacts		None Planned	5	
Additional Academic Supports		0%	2	0.00
Foster Hm Retention Rate (threshold = 90)		80%	2	0.00
Foster Hm Recruitment (threshold = 100)		33%	2	0.00
Active Agency Accreditation		0%	4	0.00
Staff Clinical Licensure		0%	5	0.00
<b>Incentives Total</b>	<b>4.93</b>		<b>24</b>	<b>1.46</b>
Maximum total combined incentive credit allowed is 10 points.			<b>Incentives Awarded</b>	<b>1.46</b>

\*Performance calculation descriptions can be found in the FY 2018 RBWO PBP Measurements and Standards Guide.

**Child Protective Services Investigations and Dispositions**

The following investigations data, which is not used for scoring but is considered significant to a provider's performance, is from Georgia SHINES and is not considered final or complete until the end of the fiscal year.

Total Reports:	2
Number Screened In:	0
Number Screened Out:	2
Number Substantiated:	0
Number Unsubstantiated:	0
Number Active CPS Investigations:	0



DHS, DFCS, Office of Provider Management

## Performance-Based Placement Measures

### RBWO Provider GA+SCORECARD - CPA



Report Quarter: Q2 FY2018

**Provider/Program Name: Twin Cedars Youth Services - Foster Care (932) - CPA**

2250 Northside Crossing, Macon, GA 31210

Phone: 706-298-0050

Vendor ID# 35611

Quarterly Scores (Grades)

Q1: 97.17 (A+)

Q2: 96.59 (A)

Q3: N/A

Q4: N/A

Current Quarter Score (Grade)

96.59%

(A)

# New Foster Homes During Quarter: 2

# Children in Care During Quarter: 46

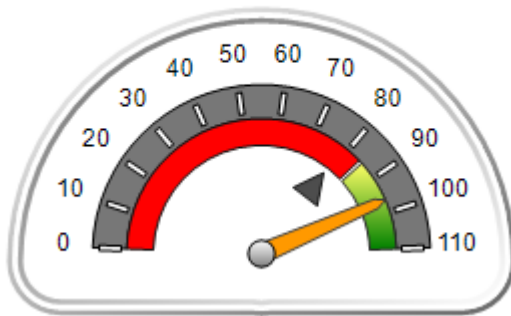
# Placements During Quarter: 49

# Children in Care On Last Day: 40

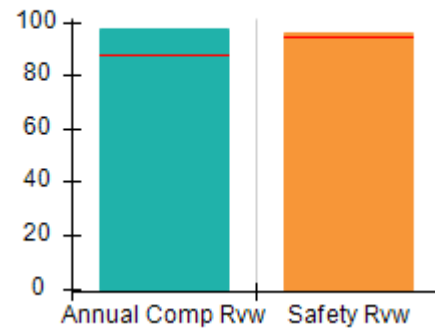
### Quarterly Provider Comparisons to All CPAs

— indicates average for all CPAs

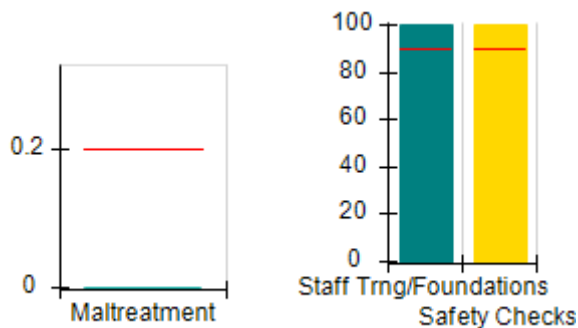
Overall Score (%)



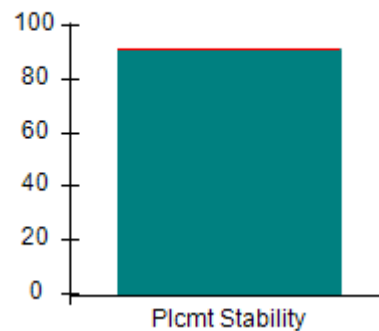
OPM Monitoring Reviews (%)



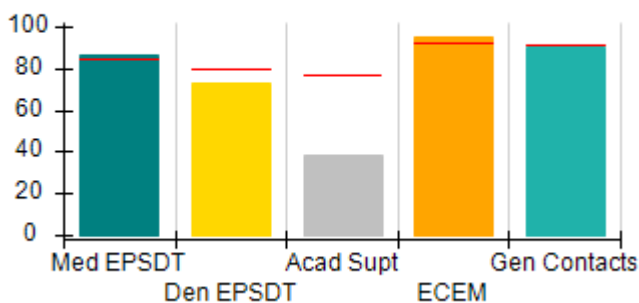
Safety Outcomes (%)



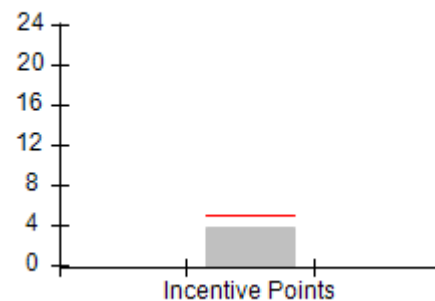
Permanency Outcomes (%)



Well-Being Outcomes (%)



Incentives Earned (Points)





DHS, DFCS, Office of Provider Management  
**Performance-Based Placement Measures**  
**RBWO Provider GA+SCORECARD - CPA**  
 Report Quarter: Q2 FY2018



**Provider/Program Name: Twin Cedars Youth Services - Foster Care (932) - CPA**

<b>2250 Northside Crossing, Macon, GA 31210</b>  <b>Phone: 706-298-0050</b>  <b>Vendor ID# 35611</b>		<b>Quarterly Scores (Grades)</b>		<b>Current Quarter Score (Grade)</b>
		<b>Q1: 97.17 (A+)</b>	<b>Q2: 96.59 (A)</b>	<b>96.59%</b>
		<b>Q3: N/A</b>	<b>Q4: N/A</b>	<b>(A)</b>
# New Foster Homes During Quarter: 2		# Children in Care During Quarter: 46	# Placements During Quarter: 49	# Children in Care On Last Day: 40
	<b>Avg Performance All CPAs (%)</b>	<b>Provider Performance (%)*</b>	<b>Possible Points (Weight)</b>	<b>Provider Points Earned</b>
<b>OPM Monitoring Reviews</b>				
Annual Comprehensive Reviews	88%	97%	25	24.28
Safety Reviews	94%	96%	15	14.38
<b>Monitoring Sub-Total</b>			<b>40</b>	<b>38.66</b>
<b>CPA Safety Outcomes</b>				
Incidence of Maltreatment	0.20%	No Substantiated Reports	10	10.00
Staff Training	90%	100%	5	5.00
Staff Safety Checks	90%	100%	5	5.00
<b>Safety Sub-Total</b>			<b>20</b>	<b>20.00</b>
<b>CPA Permanency Outcomes</b>				
Placement Stability	91%	91%	15	13.65
<b>Permanency Sub-Total</b>			<b>15</b>	<b>13.65</b>
<b>CPA Well-Being Outcomes</b>				
EPSDT Medical Visits	85%	86%	4	3.44
EPSDT Dental Visits	79%	73%	4	2.92
Academic Supports	77%	39%	3	1.17
Provider ECEM Visits	92%	95%	7	6.65
Provider General Contacts	91%	90%	7	6.30
Placements with Siblings	64%	52%	Not Scored	Not Scored
Placements within Legal County	18%	50%	Not Scored	Not Scored
<b>Well-Being Sub-Total</b>			<b>25</b>	<b>20.48</b>

\*Performance calculation descriptions can be found in the FY 2018 RBWO PBP Measurements and Standards Guide.

<b>Monitoring &amp; Outcomes: Possible Points = 100</b>		<b>Points Earned: 92.79</b>	
<b>Score Before Incentives Credit</b>			<b>92.79%</b>
<b>Incentives Awarded</b>			<b>3.80 pts</b>
<b>PBP Verification</b>			<b>N/A pts</b>
<b>Total Score</b>			<b>96.59%</b>



**DHS, DFCS, Office of Provider Management**  
**Performance-Based Placement Measures**  
**RBWO Provider GA+SCORECARD - CPA**  
**Report Quarter: Q2 FY2018**



**Provider/Program Name: Twin Cedars Youth Services - Foster Care (932) - CPA**

# New Foster Homes During Quarter: 2		# Children in Care During Quarter: 46	# Placements During Quarter: 49	# Children in Care On Last Day: 40
CPA Incentive Credits	Avg Performance All CPAs (%)	Provider Performance (%)*	Possible Points (Weight)	Provider Points Earned
Early EPSDT Medical Visits		57%	2	1.14
Early EPSDT Dental Visits		31%	2	0.62
Permanency Contacts		0%	5	0.00
Additional Academic Supports		2%	2	0.04
Foster Hm Retention Rate (threshold = 90)		57%	2	0.00
Foster Hm Recruitment (threshold = 100)		50%	2	0.00
Active Agency Accreditation		50%	4	2.00
Staff Clinical Licensure		0%	5	0.00
<b>Incentives Total</b>	<b>4.93</b>		<b>24</b>	<b>3.80</b>
Maximum total combined incentive credit allowed is 10 points.			<b>Incentives Awarded</b>	<b>3.80</b>

\*Performance calculation descriptions can be found in the FY 2018 RBWO PBP Measurements and Standards Guide.

**Child Protective Services Investigations and Dispositions**

The following investigations data, which is not used for scoring but is considered significant to a provider's performance, is from Georgia SHINES and is not considered final or complete until the end of the fiscal year.

Total Reports:	0
Number Screened In:	0
Number Screened Out:	0
Number Substantiated:	0
Number Unsubstantiated:	0
Number Active CPS Investigations:	0



DHS, DFCS, Office of Provider Management

## Performance-Based Placement Measures

### RBWO Provider GA+SCORECARD - CPA



Report Quarter: Q2 FY2018

**Provider/Program Name: United Methodist Children Home of the North GA Conference - (847) - CPA**

1967 Lakeside Pkwy, Tucker, GA 30084

Phone: 404-327-5820

Vendor ID# 45624

#### Quarterly Scores (Grades)

Q1: 102.55 (A+)

Q2: 104.99 (A+)

Q3: N/A

Q4: N/A

#### Current Quarter Score (Grade)

**104.99%**

**(A+)**

# New Foster Homes During Quarter: 17

# Children in Care During Quarter: 156

# Placements During Quarter: 167

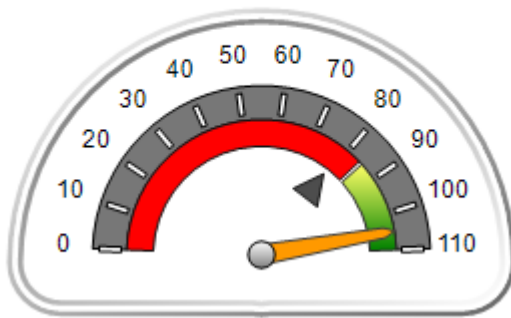
# Children in Care On Last Day: 123

### Quarterly Provider Comparisons to All CPAs

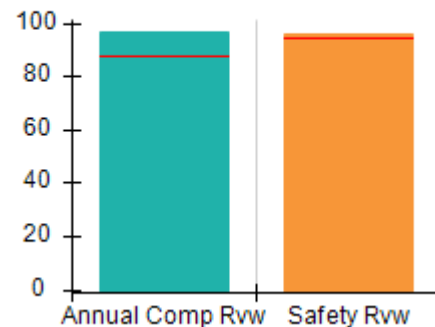


indicates average for all CPAs

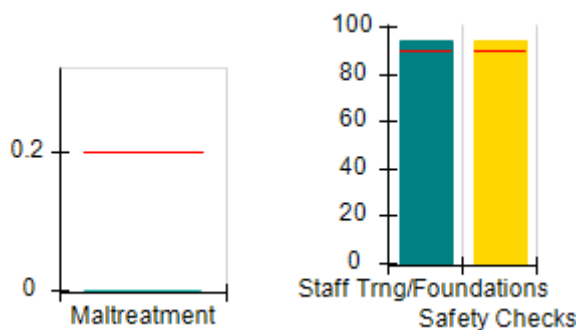
#### Overall Score (%)



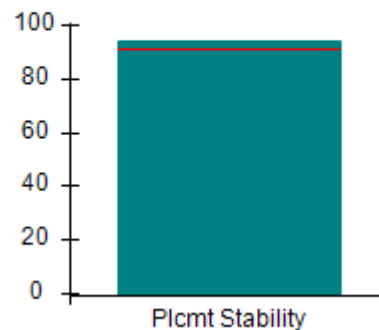
#### OPM Monitoring Reviews (%)



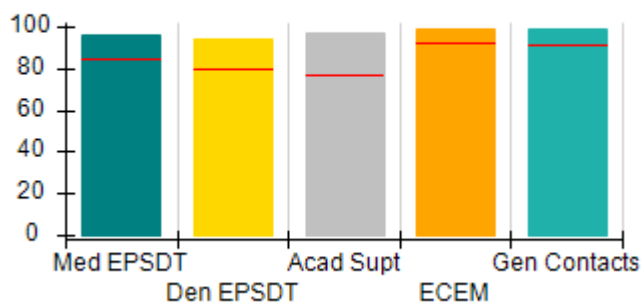
#### Safety Outcomes (%)



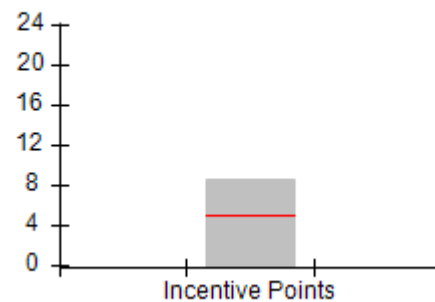
#### Permanency Outcomes (%)



#### Well-Being Outcomes (%)



#### Incentives Earned (Points)





DHS, DFCS, Office of Provider Management  
**Performance-Based Placement Measures**  
**RBWO Provider GA+SCORECARD - CPA**



Report Quarter: Q2 FY2018

**Provider/Program Name: United Methodist Children Home of the North GA Conference - (847) - CPA**

<b>1967 Lakeside Pkwy, Tucker, GA 30084</b>  <b>Phone: 404-327-5820</b>  <b>Vendor ID# 45624</b>	<b>Quarterly Scores (Grades)</b>		<b>Current Quarter Score (Grade)</b>
	<b>Q1: 102.55 (A+)</b>	<b>Q2: 104.99 (A+)</b>	<b>104.99% (A+)</b>
	<b>Q3: N/A</b>	<b>Q4: N/A</b>	

# New Foster Homes During Quarter: 17	# Children in Care During Quarter: 156	# Placements During Quarter: 167	# Children in Care On Last Day: 123
---------------------------------------	--	----------------------------------	-------------------------------------

	<b>Avg Performance All CPAs (%)</b>	<b>Provider Performance (%)*</b>	<b>Possible Points (Weight)</b>	<b>Provider Points Earned</b>
--	-------------------------------------	----------------------------------	---------------------------------	-------------------------------

**OPM Monitoring Reviews**

Annual Comprehensive Reviews	88%	97%	25	24.25
Safety Reviews	94%	96%	15	14.35
<b>Monitoring Sub-Total</b>			<b>40</b>	<b>38.60</b>

**CPA Safety Outcomes**

Incidence of Maltreatment	0.20%	No Substantiated Reports	10	10.00
Staff Training	90%	94%	5	4.70
Staff Safety Checks	90%	94%	5	4.70
<b>Safety Sub-Total</b>			<b>20</b>	<b>19.40</b>

**CPA Permanency Outcomes**

Placement Stability	91%	94%	15	14.10
<b>Permanency Sub-Total</b>			<b>15</b>	<b>14.10</b>

**CPA Well-Being Outcomes**

EPSDT Medical Visits	85%	96%	4	3.84
EPSDT Dental Visits	79%	94%	4	3.76
Academic Supports	77%	97%	3	2.91
Provider ECEM Visits	92%	99%	7	6.93
Provider General Contacts	91%	99%	7	6.93
Placements with Siblings	64%	65%	Not Scored	Not Scored
Placements within Legal County	18%	12%	Not Scored	Not Scored
<b>Well-Being Sub-Total</b>			<b>25</b>	<b>24.37</b>

\*Performance calculation descriptions can be found in the FY 2018 RBWO PBP Measurements and Standards Guide.

<b>Monitoring &amp; Outcomes: Possible Points = 100</b>	<b>Points Earned: 96.47</b>
<b>Score Before Incentives Credit</b>	<b>96.47%</b>
<b>Incentives Awarded</b>	<b>8.52 pts</b>
<b>PBP Verification</b>	<b>N/A pts</b>
<b>Total Score</b>	<b>104.99%</b>



**DHS, DFCS, Office of Provider Management**  
**Performance-Based Placement Measures**  
**RBWO Provider GA+SCORECARD - CPA**



**Report Quarter: Q2 FY2018**

**Provider/Program Name: United Methodist Children Home of the North GA Conference - (847) - CPA**

# New Foster Homes During Quarter: 17		# Children in Care During Quarter: 156	# Placements During Quarter: 167	# Children in Care On Last Day: 123
CPA Incentive Credits	Avg Performance All CPAs (%)	Provider Performance (%)*	Possible Points (Weight)	Provider Points Earned
Early EPSDT Medical Visits		83%	2	1.66
Early EPSDT Dental Visits		90%	2	1.80
Permanency Contacts		0%	5	0.00
Additional Academic Supports		3%	2	0.06
Foster Hm Retention Rate (threshold = 90)		86%	2	0.00
Foster Hm Recruitment (threshold = 100)		425%	2	2.00
Active Agency Accreditation		50%	4	2.00
Staff Clinical Licensure		20%	5	1.00
<b>Incentives Total</b>	<b>4.93</b>		<b>24</b>	<b>8.52</b>
Maximum total combined incentive credit allowed is 10 points.			<b>Incentives Awarded</b>	<b>8.52</b>

\*Performance calculation descriptions can be found in the FY 2018 RBWO PBP Measurements and Standards Guide.

### Child Protective Services Investigations and Dispositions

The following investigations data, which is not used for scoring but is considered significant to a provider's performance, is from Georgia SHINES and is not considered final or complete until the end of the fiscal year.

Total Reports:	3
Number Screened In:	2
Number Screened Out:	1
Number Substantiated:	0
Number Unsubstantiated:	2
Number Active CPS Investigations:	0





DHS, DFCS, Office of Provider Management

## Performance-Based Placement Measures

### RBWO Provider GA+SCORECARD - CPA



Report Quarter: Q2 FY2018

**Provider/Program Name: Uniting Hope 4 Children - Augusta (5216) - CPA**

611 Telfair Street, Augusta, GA 30901

Phone: 678-585-4686

Vendor ID# 137160

Quarterly Scores (Grades)

Q1: 103.08 (A+)

Q2: 101.19 (A+)

Q3: N/A

Q4: N/A

Current Quarter Score (Grade)

101.19%

(A+)

# New Foster Homes During Quarter: 0

# Children in Care During Quarter: 8

# Placements During Quarter: 8

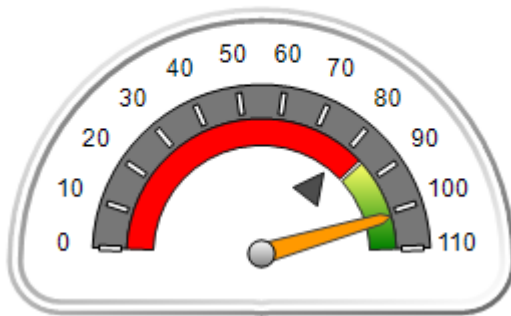
# Children in Care On Last Day: 5

### Quarterly Provider Comparisons to All CPAs

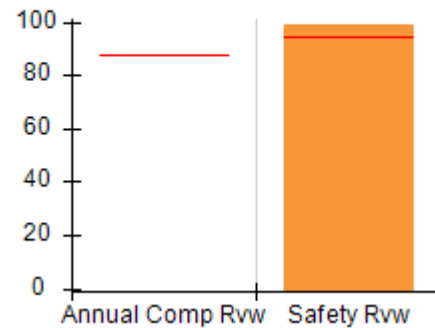


indicates average for all CPAs

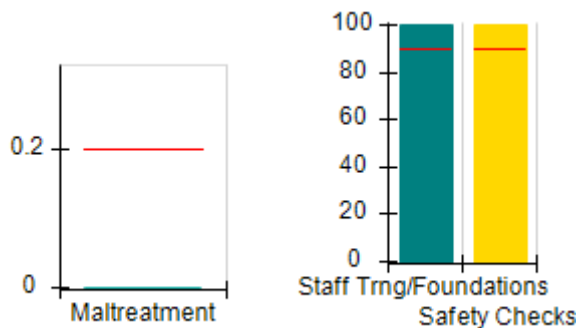
Overall Score (%)



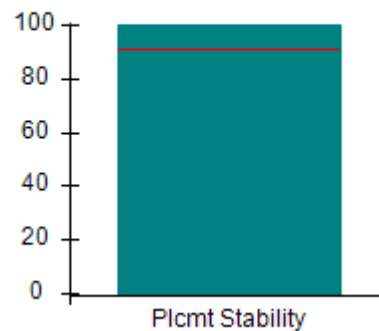
OPM Monitoring Reviews (%)



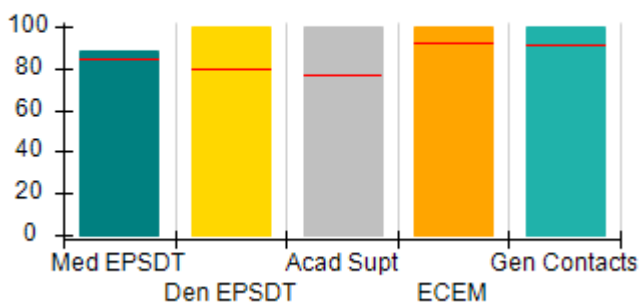
Safety Outcomes (%)



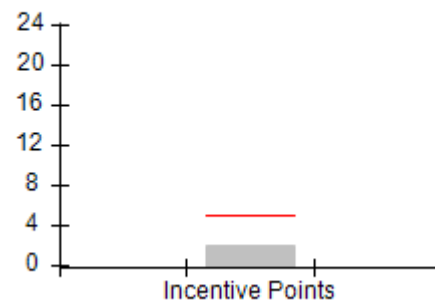
Permanency Outcomes (%)



Well-Being Outcomes (%)



Incentives Earned (Points)





DHS, DFCS, Office of Provider Management  
**Performance-Based Placement Measures**  
**RBWO Provider GA+SCORECARD - CPA**  
**Report Quarter: Q2 FY2018**



**Provider/Program Name: Uniting Hope 4 Children - Augusta (5216) - CPA**

<b>611 Telfair Street, Augusta, GA 30901</b>  <b>Phone: 678-585-4686</b>  <b>Vendor ID# 137160</b>		<b>Quarterly Scores (Grades)</b>		<b>Current Quarter Score (Grade)</b>
		<b>Q1: 103.08 (A+)</b>	<b>Q2: 101.19 (A+)</b>	<b>101.19% (A+)</b>
		<b>Q3: N/A</b>	<b>Q4: N/A</b>	
# New Foster Homes During Quarter: 0		# Children in Care During Quarter: 8	# Placements During Quarter: 8	# Children in Care On Last Day: 5
	<b>Avg Performance All CPAs (%)</b>	<b>Provider Performance (%)*</b>	<b>Possible Points (Weight)</b>	<b>Provider Points Earned</b>
<b>OPM Monitoring Reviews</b>				
Annual Comprehensive Reviews	88%	Not Yet Conducted		
Safety Reviews	94%	99%	15	14.87
<b>Monitoring Sub-Total</b>			<b>15</b>	<b>14.87</b>
<b>CPA Safety Outcomes</b>				
Incidence of Maltreatment	0.20%	No Substantiated Reports	10	10.00
Staff Training	90%	100%	5	5.00
Staff Safety Checks	90%	100%	5	5.00
<b>Safety Sub-Total</b>			<b>20</b>	<b>20.00</b>
<b>CPA Permanency Outcomes</b>				
Placement Stability	91%	100%	15	15.00
<b>Permanency Sub-Total</b>			<b>15</b>	<b>15.00</b>
<b>CPA Well-Being Outcomes</b>				
EPSDT Medical Visits	85%	88%	4	3.52
EPSDT Dental Visits	79%	100%	4	4.00
Academic Supports	77%	100%	3	3.00
Provider ECEM Visits	92%	100%	7	7.00
Provider General Contacts	91%	100%	7	7.00
Placements with Siblings	64%	0%	Not Scored	Not Scored
Placements within Legal County	18%	Not Eligible	Not Scored	Not Scored
<b>Well-Being Sub-Total</b>			<b>25</b>	<b>24.52</b>

\*Performance calculation descriptions can be found in the FY 2018 RBWO PBP Measurements and Standards Guide.

<b>Monitoring &amp; Outcomes: Possible Points = 75</b>	<b>Points Earned: 74.39</b>
<b>Score Before Incentives Credit</b>	<b>99.19%</b>
<b>Incentives Awarded</b>	<b>2.00 pts</b>
<b>PBP Verification</b>	<b>N/A pts</b>
<b>Total Score</b>	<b>101.19%</b>



DHS, DFCS, Office of Provider Management  
**Performance-Based Placement Measures**  
**RBWO Provider GA+SCORECARD - CPA**  
Report Quarter: Q2 FY2018



**Provider/Program Name: Uniting Hope 4 Children - Augusta (5216) - CPA**

# New Foster Homes During Quarter: 0		# Children in Care During Quarter: 8	# Placements During Quarter: 8	# Children in Care On Last Day: 5
CPA Incentive Credits	Avg Performance All CPAs (%)	Provider Performance (%)*	Possible Points (Weight)	Provider Points Earned
Early EPSDT Medical Visits		Not Eligible	2	
Early EPSDT Dental Visits		100%	2	2.00
Permanency Contacts		None Planned	5	
Additional Academic Supports		0%	2	0.00
Foster Hm Retention Rate (threshold = 90)		77%	2	0.00
Foster Hm Recruitment (threshold = 100)		0%	2	0.00
Active Agency Accreditation		0%	4	0.00
Staff Clinical Licensure		0%	5	0.00
<b>Incentives Total</b>	<b>4.93</b>		<b>24</b>	<b>2.00</b>
Maximum total combined incentive credit allowed is 10 points.			<b>Incentives Awarded</b>	<b>2.00</b>

\*Performance calculation descriptions can be found in the FY 2018 RBWO PBP Measurements and Standards Guide.

**Child Protective Services Investigations and Dispositions**

The following investigations data, which is not used for scoring but is considered significant to a provider's performance, is from Georgia SHINES and is not considered final or complete until the end of the fiscal year.

Total Reports:	0
Number Screened In:	0
Number Screened Out:	0
Number Substantiated:	0
Number Unsubstantiated:	0
Number Active CPS Investigations:	0



**DHS, DFCS, Office of Provider Management**  
**Performance-Based Placement Measures**  
**RBWO Provider GA+SCORECARD - CPA**



**Report Quarter: Q2 FY2018**

**Provider/Program Name: Uniting Hope 4 Children - Dublin (5307) - CPA**

**226 Waverly Dr. , Dublin, GA 31021**

**Phone: 678-585-4686**

**Vendor ID# 151494**

**Quarterly Scores (Grades)**

**Current Quarter Score (Grade)**

**Q1: N/A**

**Q2: N/A**

**N/A%**

**Q3: N/A**

**Q4: N/A**

# New Foster Homes During Quarter: 0

# Children in Care During Quarter: 0

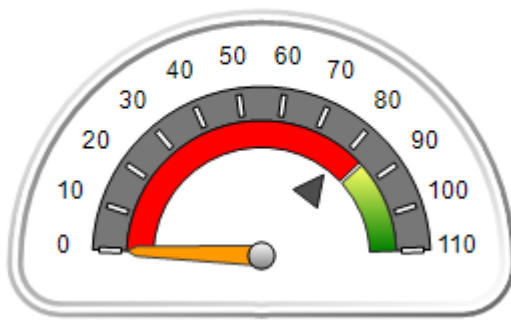
# Placements During Quarter: 0

# Children in Care On Last Day: 0

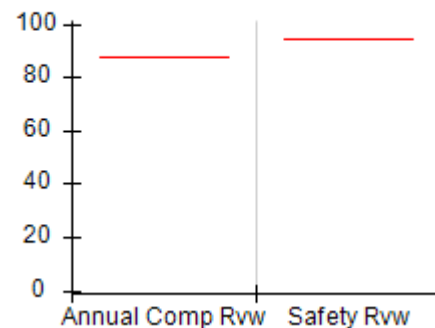
**Quarterly Provider Comparisons to All CPAs**

— indicates average for all CPAs

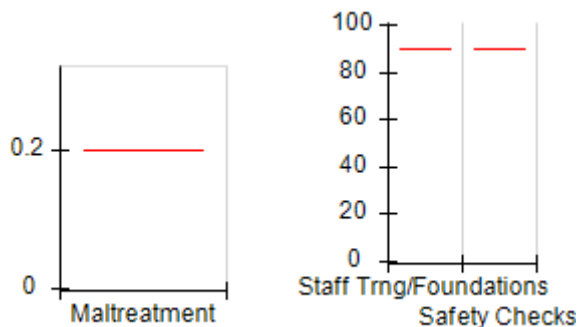
**Overall Score (%)**



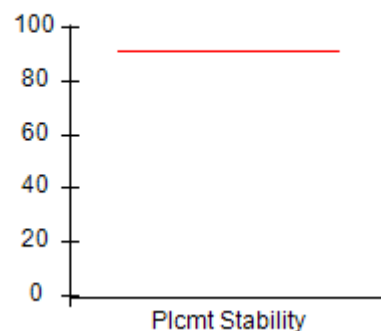
**OPM Monitoring Reviews (%)**



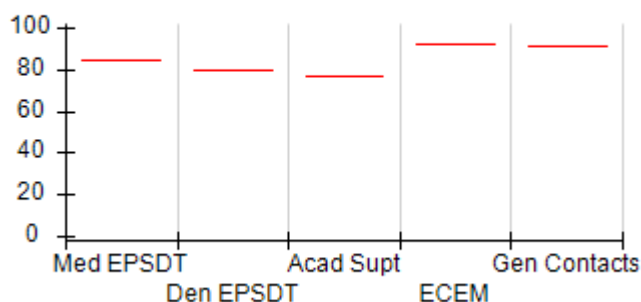
**Safety Outcomes (%)**




**Permanency Outcomes (%)**



**Well-Being Outcomes (%)**



**Incentives Earned (Points)**





**DHS, DFCS, Office of Provider Management**  
**Performance-Based Placement Measures**  
**RBWO Provider GA+SCORECARD - CPA**



**Report Quarter: Q2 FY2018**

**Provider/Program Name: Uniting Hope 4 Children - Dublin (5307) - CPA**

<b>226 Waverly Dr. , Dublin, GA 31021</b>  <b>Phone: 678-585-4686</b>  <b>Vendor ID# 151494</b>		<b>Quarterly Scores (Grades)</b>		<b>Current Quarter Score (Grade)</b>
		<b>Q1: N/A</b>	<b>Q2: N/A</b>	<b>N/A% (F)</b>
		<b>Q3: N/A</b>	<b>Q4: N/A</b>	
# New Foster Homes During Quarter: 0		# Children in Care During Quarter: 0	# Placements During Quarter: 0	# Children in Care On Last Day: 0
	<b>Avg Performance All CPAs (%)</b>	<b>Provider Performance (%)*</b>	<b>Possible Points (Weight)</b>	<b>Provider Points Earned</b>
<b>OPM Monitoring Reviews</b>				
Annual Comprehensive Reviews	88%	Not Yet Conducted		
Safety Reviews	94%	Not Yet Conducted		
<b>Monitoring Sub-Total</b>				<b>0.00</b>
<b>CPA Safety Outcomes</b>				
Incidence of Maltreatment	0.20%	Not Eligible		
Staff Training	90%	Not Eligible		
Staff Safety Checks	90%	Not Eligible		
<b>Safety Sub-Total</b>			<b>N/A</b>	
<b>CPA Permanency Outcomes</b>				
Placement Stability	91%	Not Eligible		
<b>Permanency Sub-Total</b>			<b>N/A</b>	
<b>CPA Well-Being Outcomes</b>				
EPSDT Medical Visits	85%	Not Eligible		
EPSDT Dental Visits	79%	Not Eligible		
Academic Supports	77%	Not Eligible		
Provider ECEM Visits	92%	Not Eligible		
Provider General Contacts	91%	Not Eligible		
Placements with Siblings	64%	Not Eligible	Not Scored	Not Scored
Placements within Legal County	18%	Not Eligible	Not Scored	Not Scored
<b>Well-Being Sub-Total</b>			<b>N/A</b>	

\*Performance calculation descriptions can be found in the FY 2018 RBWO PBP Measurements and Standards Guide.

<b>Monitoring &amp; Outcomes: Possible Points = 0</b>		<b>Points Earned: N/A</b>	
<b>Score Before Incentives Credit</b>			<b>N/A</b>
<b>Incentives Awarded</b>			<b>0.00 pts</b>
<b>PBP Verification</b>			<b>N/A pts</b>
<b>Total Score</b>			<b>N/A%</b>



**DHS, DFCS, Office of Provider Management**  
**Performance-Based Placement Measures**  
**RBWO Provider GA+SCORECARD - CPA**



**Report Quarter: Q2 FY2018**

**Provider/Program Name: Uniting Hope 4 Children - Dublin (5307) - CPA**

# New Foster Homes During Quarter: 0		# Children in Care During Quarter: 0	# Placements During Quarter: 0	# Children in Care On Last Day: 0
CPA Incentive Credits	Avg Performance All CPAs (%)	Provider Performance (%)*	Possible Points (Weight)	Provider Points Earned
Early EPSDT Medical Visits		Not Eligible	2	
Early EPSDT Dental Visits		Not Eligible	2	
Permanency Contacts		None Planned	5	
Additional Academic Supports		Not Eligible	2	
Foster Hm Retention Rate (threshold = 90)		Not Eligible	2	0.00
Foster Hm Recruitment (threshold = 100)		0%	2	0.00
Active Agency Accreditation		0%	4	0.00
Staff Clinical Licensure		0%	5	0.00
<b>Incentives Total</b>	<b>4.93</b>		<b>24</b>	<b>0.00</b>
Maximum total combined incentive credit allowed is 10 points.			<b>Incentives Awarded</b>	<b>0.00</b>

\*Performance calculation descriptions can be found in the FY 2018 RBWO PBP Measurements and Standards Guide.

**Child Protective Services Investigations and Dispositions**

The following investigations data, which is not used for scoring but is considered significant to a provider's performance, is from Georgia SHINES and is not considered final or complete until the end of the fiscal year.

Total Reports:	0
Number Screened In:	0
Number Screened Out:	0
Number Substantiated:	0
Number Unsubstantiated:	0
Number Active CPS Investigations:	0



DHS, DFCS, Office of Provider Management

## Performance-Based Placement Measures

### RBWO Provider GA+SCORECARD - CPA



Report Quarter: Q2 FY2018

**Provider/Program Name: Uniting Hope 4 Children - Loganville (5188) - CPA**

1949 Highway 81, Loganville, GA 30052

Phone: 678-585-4686

Vendor ID# 125643

#### Quarterly Scores (Grades)

Q1: 95.74 (A)

Q2: 96.69 (A)

Q3: N/A

Q4: N/A

#### Current Quarter Score (Grade)

**96.69%**

**(A)**

# New Foster Homes During Quarter: 8

# Children in Care During Quarter: 153

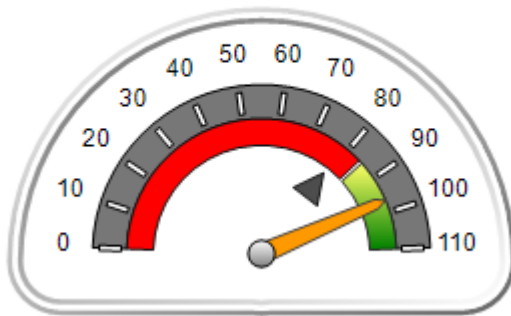
# Placements During Quarter: 155

# Children in Care On Last Day: 123

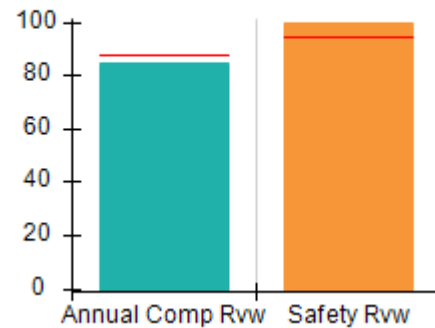
### Quarterly Provider Comparisons to All CPAs

— indicates average for all CPAs

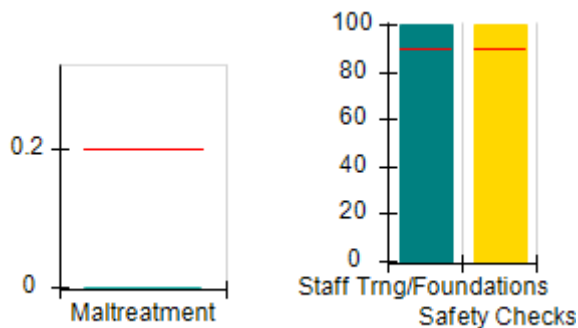
#### Overall Score (%)



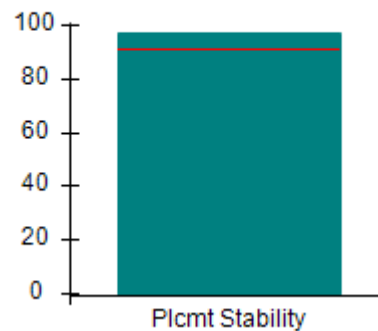
#### OPM Monitoring Reviews (%)



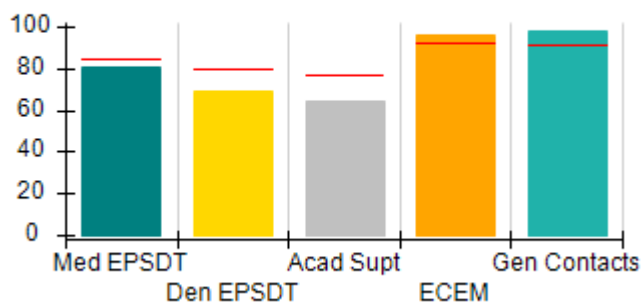
#### Safety Outcomes (%)



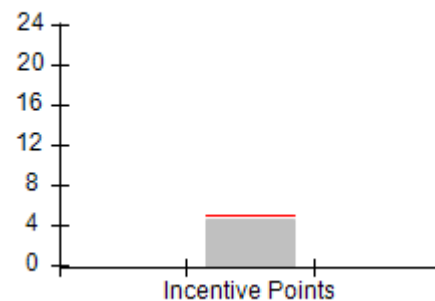
#### Permanency Outcomes (%)



#### Well-Being Outcomes (%)



#### Incentives Earned (Points)





DHS, DFCS, Office of Provider Management  
**Performance-Based Placement Measures**  
**RBWO Provider GA+SCORECARD - CPA**  
 Report Quarter: Q2 FY2018



**Provider/Program Name: Uniting Hope 4 Children - Loganville (5188) - CPA**

1949 Highway 81, Loganville, GA 30052 Phone: 678-585-4686 Vendor ID# 125643		Quarterly Scores (Grades)		Current Quarter Score (Grade)
		Q1: 95.74 (A)	Q2: 96.69 (A)	96.69%
		Q3: N/A	Q4: N/A	(A)
# New Foster Homes During Quarter: 8		# Children in Care During Quarter: 153	# Placements During Quarter: 155	# Children in Care On Last Day: 123
	Avg Performance All CPAs (%)	Provider Performance (%)*	Possible Points (Weight)	Provider Points Earned
<b>OPM Monitoring Reviews</b>				
Annual Comprehensive Reviews	88%	85%	25	21.14
Safety Reviews	94%	100%	15	14.94
<b>Monitoring Sub-Total</b>			<b>40</b>	<b>36.08</b>
<b>CPA Safety Outcomes</b>				
Incidence of Maltreatment	0.20%	No Substantiated Reports	10	10.00
Staff Training	90%	100%	5	5.00
Staff Safety Checks	90%	100%	5	5.00
<b>Safety Sub-Total</b>			<b>20</b>	<b>20.00</b>
<b>CPA Permanency Outcomes</b>				
Placement Stability	91%	97%	15	14.55
<b>Permanency Sub-Total</b>			<b>15</b>	<b>14.55</b>
<b>CPA Well-Being Outcomes</b>				
EPSDT Medical Visits	85%	81%	4	3.24
EPSDT Dental Visits	79%	69%	4	2.76
Academic Supports	77%	64%	3	1.92
Provider ECEM Visits	92%	96%	7	6.72
Provider General Contacts	91%	98%	7	6.86
Placements with Siblings	64%	60%	Not Scored	Not Scored
Placements within Legal County	18%	32%	Not Scored	Not Scored
<b>Well-Being Sub-Total</b>			<b>25</b>	<b>21.50</b>

\*Performance calculation descriptions can be found in the FY 2018 RBWO PBP Measurements and Standards Guide.

<b>Monitoring &amp; Outcomes: Possible Points = 100</b>		<b>Points Earned: 92.13</b>	
<b>Score Before Incentives Credit</b>			<b>92.13%</b>
<b>Incentives Awarded</b>			<b>4.56 pts</b>
<b>PBP Verification</b>			<b>N/A pts</b>
<b>Total Score</b>			<b>96.69%</b>





**DHS, DFCS, Office of Provider Management**  
**Performance-Based Placement Measures**  
**RBWO Provider GA+SCORECARD - CPA**  
**Report Quarter: Q2 FY2018**



**Provider/Program Name: Uniting Hope 4 Children - Loganville (5188) - CPA**

# New Foster Homes During Quarter: 8		# Children in Care During Quarter: 153	# Placements During Quarter: 155	# Children in Care On Last Day: 123
CPA Incentive Credits	Avg Performance All CPAs (%)	Provider Performance (%)*	Possible Points (Weight)	Provider Points Earned
Early EPSDT Medical Visits		30%	2	0.60
Early EPSDT Dental Visits		42%	2	0.84
Permanency Contacts		0%	5	0.00
Additional Academic Supports		56%	2	1.12
Foster Hm Retention Rate (threshold = 90)		78%	2	0.00
Foster Hm Recruitment (threshold = 100)		225%	2	2.00
Active Agency Accreditation		0%	4	0.00
Staff Clinical Licensure		0%	5	0.00
<b>Incentives Total</b>	<b>4.93</b>		<b>24</b>	<b>4.56</b>
Maximum total combined incentive credit allowed is 10 points.			<b>Incentives Awarded</b>	<b>4.56</b>

\*Performance calculation descriptions can be found in the FY 2018 RBWO PBP Measurements and Standards Guide.

**Child Protective Services Investigations and Dispositions**

The following investigations data, which is not used for scoring but is considered significant to a provider's performance, is from Georgia SHINES and is not considered final or complete until the end of the fiscal year.

Total Reports:	1
Number Screened In:	0
Number Screened Out:	1
Number Substantiated:	0
Number Unsubstantiated:	0
Number Active CPS Investigations:	0



DHS, DFCS, Office of Provider Management  
**Performance-Based Placement Measures**  
**RBWO Provider GA+SCORECARD - CPA**



Report Quarter: Q2 FY2018

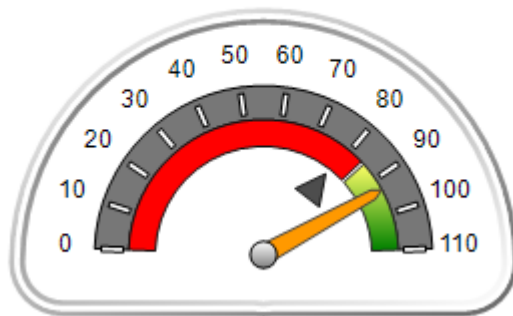
**Provider/Program Name: Universal Health Services of Savannah - Coastal Harbor Families (990) - CPA**

1150 Cornell Avenue, Savannah, GA 31406 Phone: 912-354-3911 Vendor ID# 44182	Quarterly Scores (Grades)		Current Quarter Score (Grade)
	Q1: 86.43 (B)	Q2: 93.32 (A-)	93.32% (A-)
	Q3: N/A	Q4: N/A	
# New Foster Homes During Quarter: 1	# Children in Care During Quarter: 50	# Placements During Quarter: 55	# Children in Care On Last Day: 37

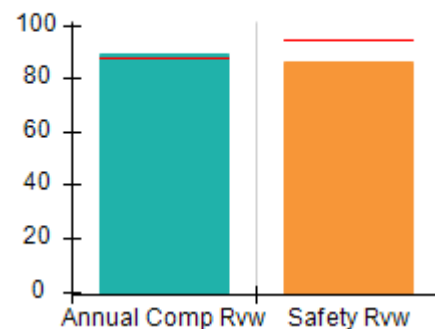
**Quarterly Provider Comparisons to All CPAs**

▼ — indicates average for all CPAs

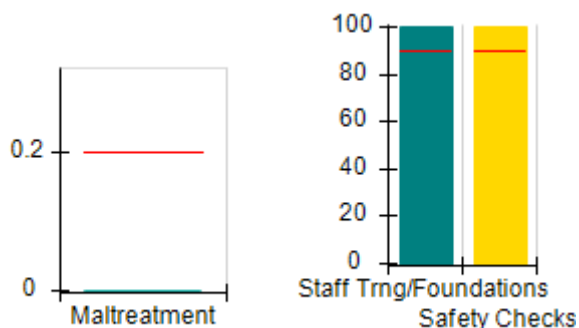
Overall Score (%)



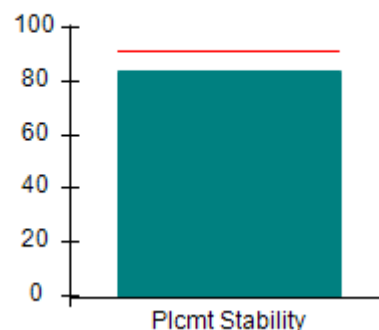
OPM Monitoring Reviews (%)



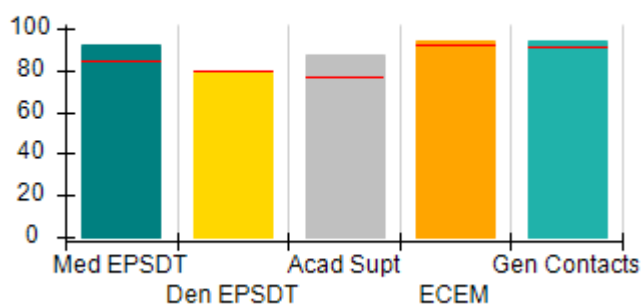
Safety Outcomes (%)



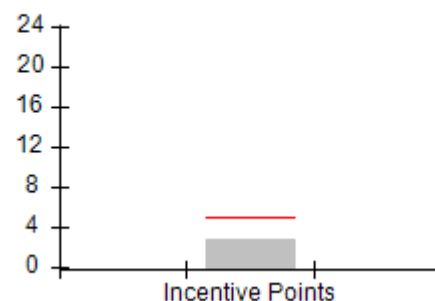
Permanency Outcomes (%)



Well-Being Outcomes (%)



Incentives Earned (Points)





# Performance-Based Placement Measures RBWO Provider GA+SCORECARD - CPA

Report Quarter: Q2 FY2018

**Provider/Program Name: Universal Health Services of Savannah - Coastal Harbor Families (990) - CPA**

1150 Cornell Avenue, Savannah, GA 31406

Phone: 912-354-3911

Vendor ID# 44182

**Quarterly Scores (Grades)****Current Quarter Score (Grade)**

Q1: 86.43 (B)

Q2: 93.32 (A-)

**93.32%**

Q3: N/A

Q4: N/A

**(A-)**

# New Foster Homes During Quarter: 1

# Children in Care During Quarter: 50

# Placements During Quarter: 55

# Children in Care On Last Day: 37

Avg  
Performance All  
CPAs (%)Provider  
Performance (%)\*Possible Points  
(Weight)Provider Points  
Earned**OPM Monitoring Reviews**

Annual Comprehensive Reviews	88%	89%	25	22.37
Safety Reviews	94%	86%	15	12.92
<b>Monitoring Sub-Total</b>			<b>40</b>	<b>35.29</b>

**CPA Safety Outcomes**

Incidence of Maltreatment	0.20%	No Substantiated Reports	10	10.00
Staff Training	90%	100%	5	5.00
Staff Safety Checks	90%	100%	5	5.00
<b>Safety Sub-Total</b>			<b>20</b>	<b>20.00</b>

**CPA Permanency Outcomes**

Placement Stability	91%	84%	15	12.60
<b>Permanency Sub-Total</b>			<b>15</b>	<b>12.60</b>

**CPA Well-Being Outcomes**

EPSDT Medical Visits	85%	92%	4	3.68
EPSDT Dental Visits	79%	79%	4	3.16
Academic Supports	77%	87%	3	2.61
Provider ECEM Visits	92%	94%	7	6.58
Provider General Contacts	91%	94%	7	6.58
Placements with Siblings	64%	56%	Not Scored	Not Scored
Placements within Legal County	18%	6%	Not Scored	Not Scored
<b>Well-Being Sub-Total</b>			<b>25</b>	<b>22.61</b>

\*Performance calculation descriptions can be found in the FY 2018 RBWO PBP Measurements and Standards Guide.

**Monitoring & Outcomes: Possible Points = 100****Points Earned: 90.50****Score Before Incentives Credit****90.50%****Incentives Awarded****2.82 pts****PBP Verification****N/A pts****Total Score****93.32%**



**DHS, DFCS, Office of Provider Management**  
**Performance-Based Placement Measures**  
**RBWO Provider GA+SCORECARD - CPA**



**Report Quarter: Q2 FY2018**

**Provider/Program Name: Universal Health Services of Savannah - Coastal Harbor Families (990) - CPA**

# New Foster Homes During Quarter: 1		# Children in Care During Quarter: 50	# Placements During Quarter: 55	# Children in Care On Last Day: 37
CPA Incentive Credits	Avg Performance All CPAs (%)	Provider Performance (%)*	Possible Points (Weight)	Provider Points Earned
Early EPSDT Medical Visits		86%	2	1.72
Early EPSDT Dental Visits		55%	2	1.10
Permanency Contacts		0%	5	0.00
Additional Academic Supports		0%	2	0.00
Foster Hm Retention Rate (threshold = 90)		86%	2	0.00
Foster Hm Recruitment (threshold = 100)		33%	2	0.00
Active Agency Accreditation		0%	4	0.00
Staff Clinical Licensure		0%	5	0.00
<b>Incentives Total</b>	<b>4.93</b>		<b>24</b>	<b>2.82</b>
Maximum total combined incentive credit allowed is 10 points.			<b>Incentives Awarded</b>	<b>2.82</b>

\*Performance calculation descriptions can be found in the FY 2018 RBWO PBP Measurements and Standards Guide.

**Child Protective Services Investigations and Dispositions**

The following investigations data, which is not used for scoring but is considered significant to a provider's performance, is from Georgia SHINES and is not considered final or complete until the end of the fiscal year.

Total Reports:	7
Number Screened In:	2
Number Screened Out:	5
Number Substantiated:	0
Number Unsubstantiated:	1
Number Active CPS Investigations:	1



DHS, DFCS, Office of Provider Management  
**Performance-Based Placement Measures**  
**RBWO Provider GA+SCORECARD - CPA**  
Report Quarter: Q2 FY2018



**Provider/Program Name: WinShape Foster Care, LLC - (5225) - CPA**

5200 Buffington Road, Atlanta, GA 30349

Phone: 404-765-2576

Vendor ID# 144122

**Quarterly Scores (Grades)**

Q1: 98.65 (A+)

Q2: 104.75 (A+)

Q3: N/A

Q4: N/A

**Current Quarter Score (Grade)**

**104.75%**  
**(A+)**

# New Foster Homes During Quarter: 1

# Children in Care During Quarter: 6

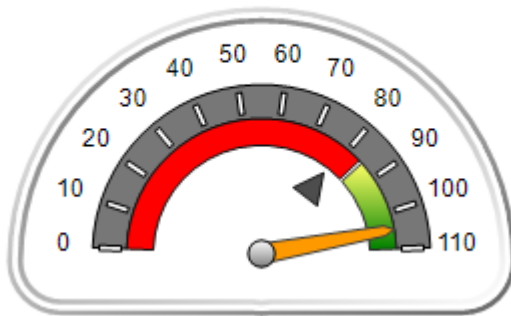
# Placements During Quarter: 8

# Children in Care On Last Day: 4

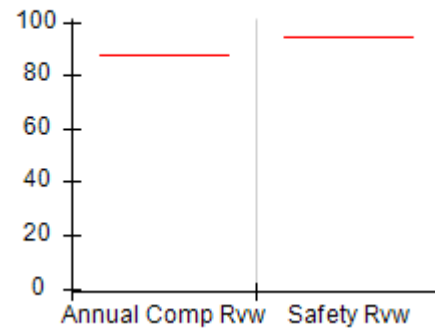
**Quarterly Provider Comparisons to All CPAs**

— indicates average for all CPAs

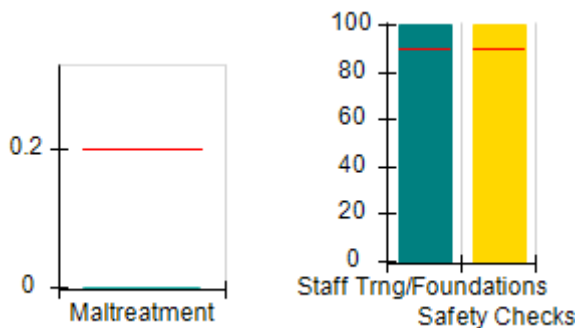
**Overall Score (%)**



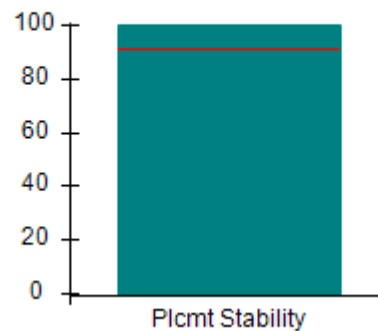
**OPM Monitoring Reviews (%)**



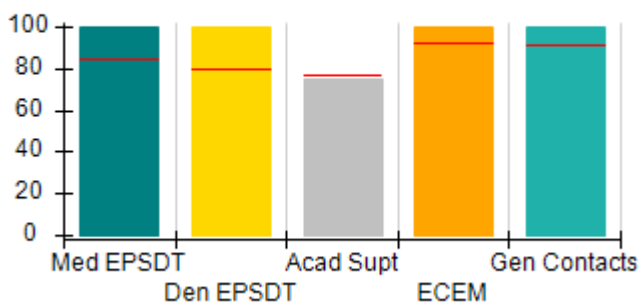
**Safety Outcomes (%)**



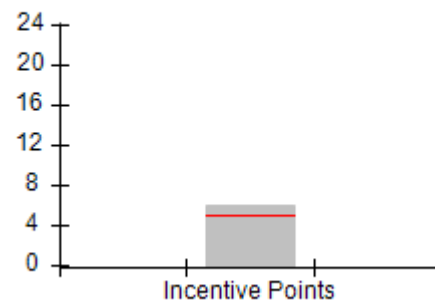
**Permanency Outcomes (%)**



**Well-Being Outcomes (%)**



**Incentives Earned (Points)**





DHS, DFCS, Office of Provider Management  
**Performance-Based Placement Measures**  
**RBWO Provider GA+SCORECARD - CPA**  
**Report Quarter: Q2 FY2018**



**Provider/Program Name: WinShape Foster Care, LLC - (5225) - CPA**

<b>5200 Buffington Road, Atlanta, GA 30349</b>  <b>Phone: 404-765-2576</b>  <b>Vendor ID# 144122</b>		<b>Quarterly Scores (Grades)</b>		<b>Current Quarter Score (Grade)</b>
		<b>Q1: 98.65 (A+)</b>	<b>Q2: 104.75 (A+)</b>	<b>104.75% (A+)</b>
		<b>Q3: N/A</b>	<b>Q4: N/A</b>	
# New Foster Homes During Quarter: 1		# Children in Care During Quarter: 6	# Placements During Quarter: 8	# Children in Care On Last Day: 4
	<b>Avg Performance All CPAs (%)</b>	<b>Provider Performance (%)*</b>	<b>Possible Points (Weight)</b>	<b>Provider Points Earned</b>
<b>OPM Monitoring Reviews</b>				
Annual Comprehensive Reviews	88%	Not Yet Conducted		
Safety Reviews	94%	Not Yet Conducted		
<b>Monitoring Sub-Total</b>				<b>0.00</b>
<b>CPA Safety Outcomes</b>				
Incidence of Maltreatment	0.20%	No Substantiated Reports	10	10.00
Staff Training	90%	100%	5	5.00
Staff Safety Checks	90%	100%	5	5.00
<b>Safety Sub-Total</b>			<b>20</b>	<b>20.00</b>
<b>CPA Permanency Outcomes</b>				
Placement Stability	91%	100%	15	15.00
<b>Permanency Sub-Total</b>			<b>15</b>	<b>15.00</b>
<b>CPA Well-Being Outcomes</b>				
EPSDT Medical Visits	85%	100%	4	4.00
EPSDT Dental Visits	79%	100%	4	4.00
Academic Supports	77%	75%	3	2.25
Provider ECEM Visits	92%	100%	7	7.00
Provider General Contacts	91%	100%	7	7.00
Placements with Siblings	64%	67%	Not Scored	Not Scored
Placements within Legal County	18%	50%	Not Scored	Not Scored
<b>Well-Being Sub-Total</b>			<b>25</b>	<b>24.25</b>

\*Performance calculation descriptions can be found in the FY 2018 RBWO PBP Measurements and Standards Guide.

<b>Monitoring &amp; Outcomes: Possible Points = 60</b>		<b>Points Earned: 59.25</b>	
<b>Score Before Incentives Credit</b>			<b>98.75%</b>
<b>Incentives Awarded</b>			<b>6.00 pts</b>
<b>PBP Verification</b>			<b>N/A pts</b>
<b>Total Score</b>			<b>104.75%</b>



DHS, DFCS, Office of Provider Management  
**Performance-Based Placement Measures**  
**RBWO Provider GA+SCORECARD - CPA**  
Report Quarter: Q2 FY2018



**Provider/Program Name: WinShape Foster Care, LLC - (5225) - CPA**

# New Foster Homes During Quarter: 1		# Children in Care During Quarter: 6	# Placements During Quarter: 8	# Children in Care On Last Day: 4
CPA Incentive Credits	Avg Performance All CPAs (%)	Provider Performance (%)*	Possible Points (Weight)	Provider Points Earned
Early EPSDT Medical Visits		Not Eligible	2	
Early EPSDT Dental Visits		100%	2	2.00
Permanency Contacts		None Planned	5	
Additional Academic Supports		0%	2	0.00
Foster Hm Retention Rate (threshold = 90)		100%	2	2.00
Foster Hm Recruitment (threshold = 100)		100%	2	2.00
Active Agency Accreditation		0%	4	0.00
Staff Clinical Licensure		0%	5	0.00
<b>Incentives Total</b>	<b>4.93</b>		<b>24</b>	<b>6.00</b>
Maximum total combined incentive credit allowed is 10 points.			<b>Incentives Awarded</b>	<b>6.00</b>

\*Performance calculation descriptions can be found in the FY 2018 RBWO PBP Measurements and Standards Guide.

**Child Protective Services Investigations and Dispositions**

The following investigations data, which is not used for scoring but is considered significant to a provider's performance, is from Georgia SHINES and is not considered final or complete until the end of the fiscal year.

Total Reports:	0
Number Screened In:	0
Number Screened Out:	0
Number Substantiated:	0
Number Unsubstantiated:	0
Number Active CPS Investigations:	0



DHS, DFCS, Office of Provider Management

## Performance-Based Placement Measures

### RBWO Provider GA+SCORECARD - CPA



Report Quarter: Q2 FY2018

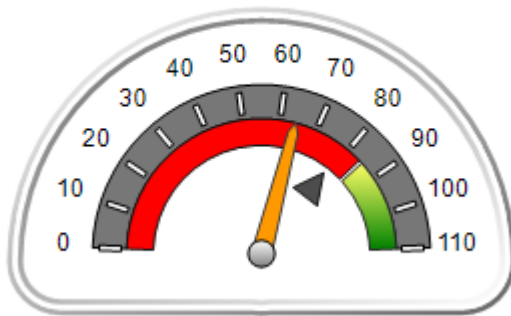
**Provider/Program Name: Wiz Community Services - (5229) - CPA**

<b>2300 Satellite Blvd, Duluth, GA 30097</b> <b>Phone: 678-216-7316</b> <b>Vendor ID# 143423</b>	Quarterly Scores (Grades)		Current Quarter Score (Grade)
	Q1: 77.83 (C+)	Q2: 64.16 (D)	<b>64.16%</b> <b>(D)</b>
	Q3: N/A	Q4: N/A	
# New Foster Homes During Quarter: 0	# Children in Care During Quarter: 11	# Placements During Quarter: 11	# Children in Care On Last Day: 11

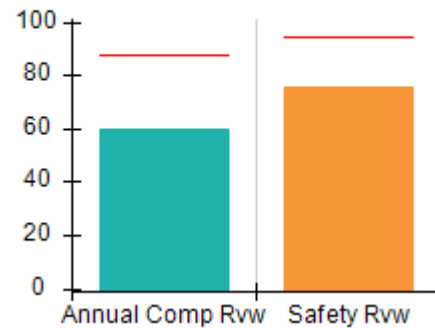
### Quarterly Provider Comparisons to All CPAs

▼ — indicates average for all CPAs

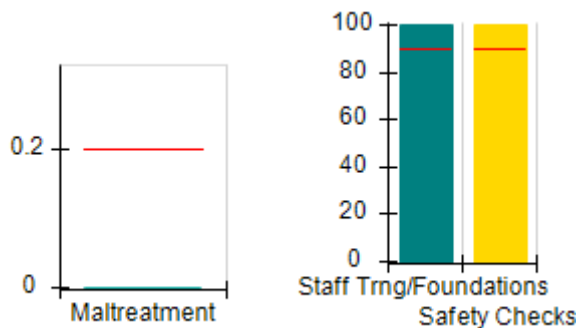
Overall Score (%)



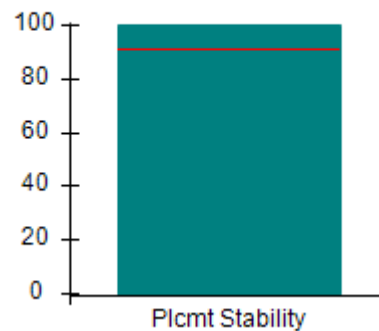
OPM Monitoring Reviews (%)



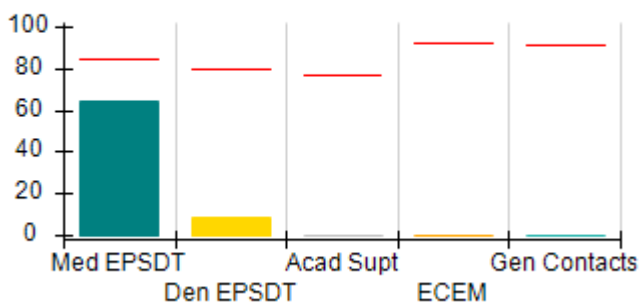
Safety Outcomes (%)



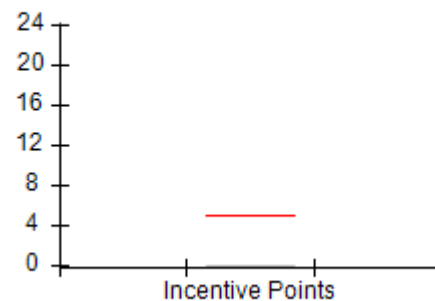
Permanency Outcomes (%)



Well-Being Outcomes (%)



Incentives Earned (Points)







DHS, DFCS, Office of Provider Management  
**Performance-Based Placement Measures**  
**RBWO Provider GA+SCORECARD - CPA**



Report Quarter: Q2 FY2018

**Provider/Program Name: Wiz Community Services - (5229) - CPA**

<b>2300 Satellite Blvd, Duluth, GA 30097</b>  <b>Phone: 678-216-7316</b>  <b>Vendor ID# 143423</b>	Quarterly Scores (Grades)		Current Quarter Score (Grade)
	Q1: 77.83 (C+)	Q2: 64.16 (D)	<b>64.16%</b> <b>(D)</b>
	Q3: N/A	Q4: N/A	

# New Foster Homes During Quarter: 0	# Children in Care During Quarter: 11	# Placements During Quarter: 11	# Children in Care On Last Day: 11
--------------------------------------	---------------------------------------	---------------------------------	------------------------------------

	Avg Performance All CPAs (%)	Provider Performance (%)*	Possible Points (Weight)	Provider Points Earned
--	------------------------------	---------------------------	--------------------------	------------------------

**OPM Monitoring Reviews**

Annual Comprehensive Reviews	88%	59%	25	14.86
Safety Reviews	94%	76%	15	11.37
<b>Monitoring Sub-Total</b>			<b>40</b>	<b>26.24</b>

**CPA Safety Outcomes**

Incidence of Maltreatment	0.20%	No Substantiated Reports	10	10.00
Staff Training	90%	100%	5	5.00
Staff Safety Checks	90%	100%	5	5.00
<b>Safety Sub-Total</b>			<b>20</b>	<b>20.00</b>

**CPA Permanency Outcomes**

Placement Stability	91%	100%	15	15.00
<b>Permanency Sub-Total</b>			<b>15</b>	<b>15.00</b>

**CPA Well-Being Outcomes**

EPSDT Medical Visits	85%	64%	4	2.56
EPSDT Dental Visits	79%	9%	4	0.36
Academic Supports	77%	0%	3	0.00
Provider ECEM Visits	92%	0%	7	0.00
Provider General Contacts	91%	0%	7	0.00
Placements with Siblings	64%	83%	Not Scored	Not Scored
Placements within Legal County	18%	Not Eligible	Not Scored	Not Scored
<b>Well-Being Sub-Total</b>			<b>25</b>	<b>2.92</b>

\*Performance calculation descriptions can be found in the FY 2018 RBWO PBP Measurements and Standards Guide.

<b>Monitoring &amp; Outcomes: Possible Points = 100</b>	<b>Points Earned: 64.16</b>
<b>Score Before Incentives Credit</b>	<b>64.16%</b>
<b>Incentives Awarded</b>	<b>0.00 pts</b>
<b>PBP Verification</b>	<b>N/A pts</b>
<b>Total Score</b>	<b>64.16%</b>



DHS, DFCS, Office of Provider Management  
**Performance-Based Placement Measures**  
**RBWO Provider GA+SCORECARD - CPA**  
Report Quarter: Q2 FY2018



**Provider/Program Name: Wiz Community Services - (5229) - CPA**

# New Foster Homes During Quarter: 0		# Children in Care During Quarter: 11	# Placements During Quarter: 11	# Children in Care On Last Day: 11
CPA Incentive Credits	Avg Performance All CPAs (%)	Provider Performance (%)*	Possible Points (Weight)	Provider Points Earned
Early EPSDT Medical Visits		0%	2	0.00
Early EPSDT Dental Visits		0%	2	0.00
Permanency Contacts		0%	5	0.00
Additional Academic Supports		0%	2	0.00
Foster Hm Retention Rate (threshold = 90)		Not Eligible	2	0.00
Foster Hm Recruitment (threshold = 100)		0%	2	0.00
Active Agency Accreditation		0%	4	0.00
Staff Clinical Licensure		0%	5	0.00
<b>Incentives Total</b>	<b>4.93</b>		<b>24</b>	<b>0.00</b>
Maximum total combined incentive credit allowed is 10 points.			<b>Incentives Awarded</b>	<b>0.00</b>

\*Performance calculation descriptions can be found in the FY 2018 RBWO PBP Measurements and Standards Guide.

**Child Protective Services Investigations and Dispositions**

The following investigations data, which is not used for scoring but is considered significant to a provider's performance, is from Georgia SHINES and is not considered final or complete until the end of the fiscal year.

Total Reports:	0
Number Screened In:	0
Number Screened Out:	0
Number Substantiated:	0
Number Unsubstantiated:	0
Number Active CPS Investigations:	0