

**Performance-Based Placement Measures**
RBWO Provider GA+SCORECARD - ILP/TLP

Report Quarter: Q2 FY2018

Provider/Program Name: A Change for All 2 - Atlanta (5264) - CCI

717 Lee St., Atlanta, GA 30310

Phone: 404-766-2211

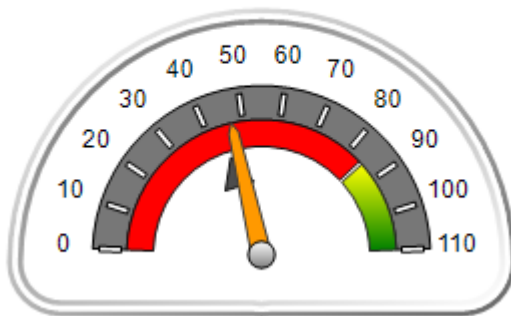
Vendor ID# 141331

	Quarterly Scores (Grades)		Current Quarter Score (Grade)
	Q1: 32.65 (F)	Q2: 46.92 (F)	46.92% (F)
	Q3: N/A	Q4: N/A	
Program Census Information:	# Children in Care During Quarter: 12	# Placements During Quarter: 12	# Children in Care On Last Day: 11

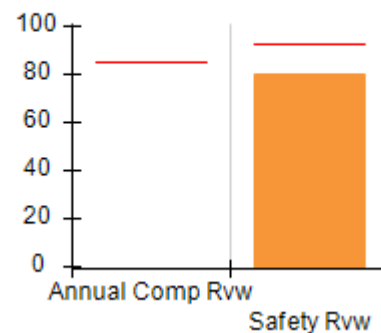
Quarterly Provider Comparisons to All ILP/TLPs

▼ — indicates average for all ILP/TLPs

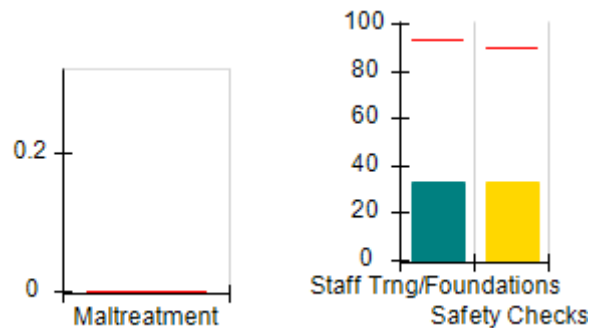
Overall Score (%)



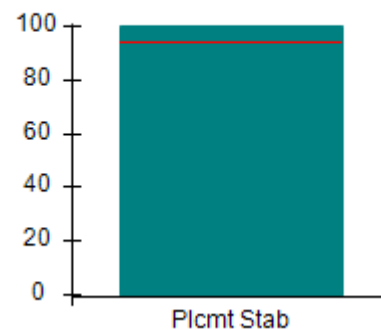
OPM Monitoring Reviews (%)



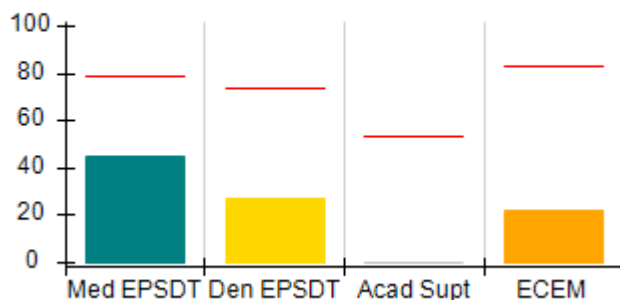
Safety Outcomes (%)



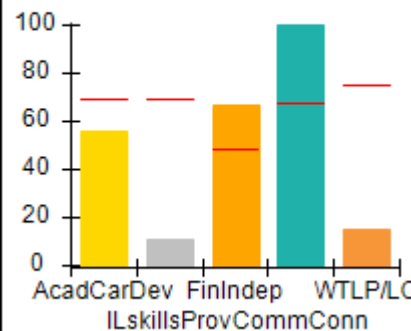
Permanency Outcomes (%)



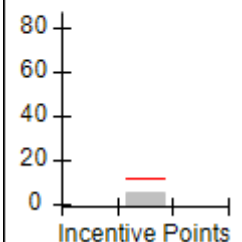
Well-Being Outcomes (%)



ILP/TLP Outcomes (%)



Incentives Earned (Points)





Performance-Based Placement Measures

RBWO Provider GA+SCORECARD - ILP/TLP

Report Quarter: Q2 FY2018

Provider/Program Name: A Change for All 2 - Atlanta (5264) - CCI

717 Lee St., Atlanta, GA 30310

Phone: 404-766-2211

Vendor ID# 141331

Quarterly Scores (Grades)**Current Quarter Score (Grade)****Q1: 32.65 (F)****Q2: 46.92 (F)****46.92%****Q3: N/A****Q4: N/A****(F)**

Program Census Information:

Children in Care During
Quarter: 12# Placements During
Quarter: 12# Children in Care On
Last Day: 11
**Avg
Performance All
ILP/TLPs (%)**
**Provider
Performance (%)***
**Possible Points
(Weight)**
**Provider Points
Earned**
OPM Monitoring Reviews

Annual Comprehensive Reviews	85%	Not Yet Conducted		
Safety Reviews	92%	80%	5	4.00
Monitoring Sub-Total			5	4.00

ILP/TLP Safety Outcomes

Incidence of Maltreatment	0.00%	No Substantiated Reports	3	3.00
Staff Training/Foundations	94%	33%	5	1.65
Staff Safety Checks	90%	33%	5	1.65
Safety Sub-Total			13	6.30

ILP/TLP Permanency Outcomes

Placement Stability	94%	100%	3	3.00
Permanency Sub-Total			3	3.00

ILP/TLP Well-Being Outcomes

EPSDT Medical Visits	79%	45%	4	1.80
EPSDT Dental Visits	74%	27%	4	1.08
Academic Supports	53%	0%	2	0.00
Provider ECEM Visits	83%	22%	4	0.88
Placements with Siblings	24%	Not Eligible	Not Scored	Not Scored
Placements within Legal County	19%	0%	Not Scored	Not Scored
Well-Being Sub-Total			14	3.76

ILP/TLP Specialty Outcomes

Academic/Career Development	69%	56%	10	5.60
Ind Living Skills Provision	69%	11%	15	1.65
Financial Independence	48%	67%	5	3.35
Community Connections	67%	100%	5	5.00
WTLP/Life Coach	75%	15%	15	2.25
Specialty Sub-Total			50	17.85

*Performance calculation descriptions can be found in the FY 2018 RBWO PBP Measurements and Standards Guide.

Monitoring & Outcomes: Possible Points = 85**Points Earned = 34.91**



Performance-Based Placement Measures RBWO Provider GA+SCORECARD - ILP/TLP

Report Quarter: Q2 FY2018

Score Before Incentives Credit	41.07%
Incentives Awarded	05.85 pts
PBP Verification	N/A pts
Total Score	46.92%

Provider/Program Name: A Change for All 2 - Atlanta (5264) - CCI				
Program Census Information:		# Children in Care During Quarter: 12	# Placements During Quarter: 12	# Children in Care On Last Day: 11
ILP/TLP Incentive Credits	Avg Performance All ILP/TLPs (Points)	Provider Performance (%)*	Possible Points (Weight)	Provider Points Earned
No DJJ or DOC Involvement		70%	5	3.50
Extended Foster Care Services		0%	5	0.00
Positive Permanency Connections		0%	5	0.00
High School Graduation/College Participation/Professional Certification		9%	20	1.80
Part-Time Employment with Medical Benefits		0%	20	0.00
Living Arrangements at Discharge		0%	20	0.00
Additional Academic Supports		0%	2	0.00
Additional IL Skills Provision		11%	5	0.55
Active Agency Accreditation		0%	4	0.00
Staff Clinical Licensure		0%	5	0.00
Incentives Total	11.77		91	5.85
*Performance calculation descriptions can be found in the FY 2018 RBWO PBP Measurements and Standards Guide.				

Child Protective Services Investigations and Dispositions		
The following investigations data, which is not used for scoring but is considered significant to a provider's performance, is from Georgia SHINES and is not considered final or complete until the end of the fiscal year.		
Total Reports:	0	
Number Screened In:	0	
Number Screened Out:	0	
Number Substantiated:	0	
Number Unsubstantiated:	0	
Number Active CPS Investigations:	0	



Performance-Based Placement Measures

RBWO Provider GA+SCORECARD - ILP/TLP

Report Quarter: Q2 FY2018

Provider/Program Name: A Change for All 2 - East Point (5265) - CCI

380 Legacy Drive, Atlanta, GA 30310

Phone: 404-766-2211

Vendor ID# 151119

Quarterly Scores (Grades)

Current Quarter Score (Grade)

Q1: 50.00 (F)

Q2: 33.00 (F)

33.00%

Q3: N/A

Q4: N/A

(F)

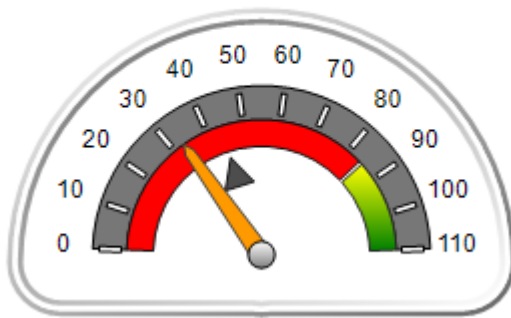
Program Census Information:

Children in Care During
Quarter: 0# Placements During
Quarter: 0# Children in Care On Last
Day: 0

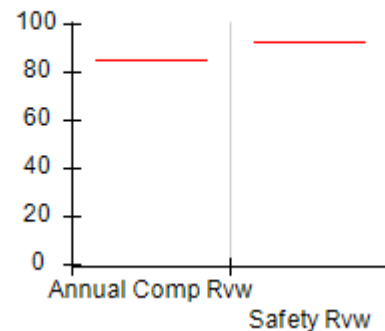
Quarterly Provider Comparisons to All ILP/TLPs

indicates average for all ILP/TLPs

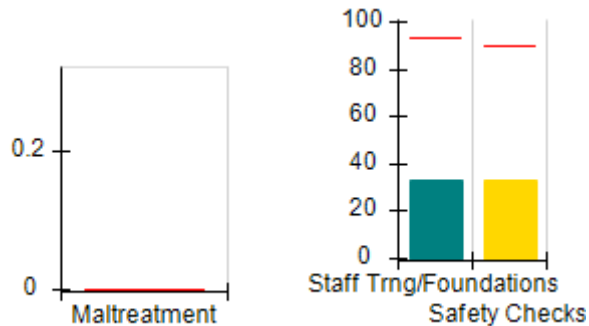
Overall Score (%)



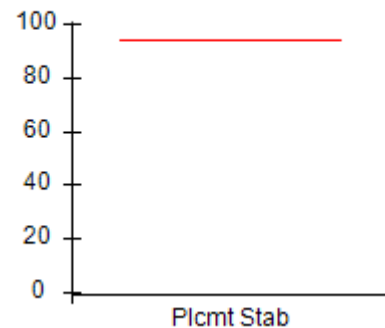
OPM Monitoring Reviews (%)



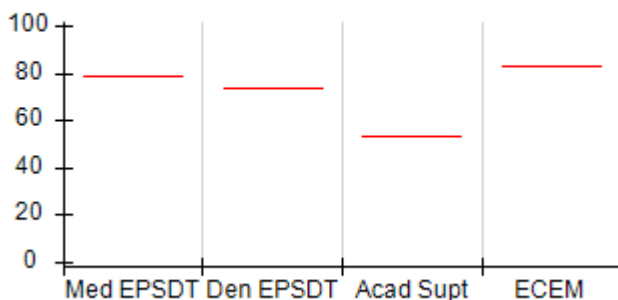
Safety Outcomes (%)



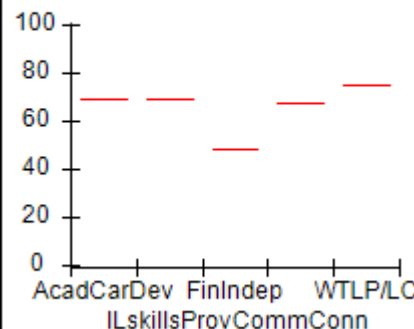
Permanency Outcomes (%)



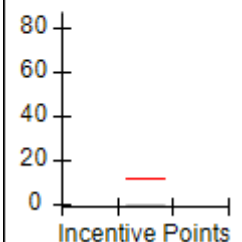
Well-Being Outcomes (%)



ILP/TLP Outcomes (%)



Incentives Earned (Points)





Performance-Based Placement Measures

RBWO Provider GA+SCORECARD - ILP/TLP

Report Quarter: Q2 FY2018

Provider/Program Name: A Change for All 2 - East Point (5265) - CCI

380 Legacy Drive, Atlanta, GA 30310

Phone: 404-766-2211

Vendor ID# 151119

Quarterly Scores (Grades)**Current Quarter Score (Grade)**

Q1: 50.00 (F)

Q2: 33.00 (F)

33.00%
(F)

Q3: N/A

Q4: N/A

Program Census Information:

Children in Care During
Quarter: 0# Placements During
Quarter: 0# Children in Care On
Last Day: 0
**Avg
Performance All
ILP/TLPs (%)**
**Provider
Performance (%)***
**Possible Points
(Weight)**
**Provider Points
Earned**
OPM Monitoring Reviews

Annual Comprehensive Reviews	85%	Not Yet Conducted		
Safety Reviews	92%	Not Yet Conducted		
Monitoring Sub-Total				0.00

ILP/TLP Safety Outcomes

Incidence of Maltreatment	0.00%	Not Eligible		
Staff Training/Foundations	94%	33%	6.5	2.15
Staff Safety Checks	90%	33%	6.5	2.15
Safety Sub-Total			13	4.29

ILP/TLP Permanency Outcomes

Placement Stability	94%	Not Eligible		
Permanency Sub-Total			N/A	

ILP/TLP Well-Being Outcomes

EPSDT Medical Visits	79%	Not Eligible		
EPSDT Dental Visits	74%	Not Eligible		
Academic Supports	53%	Not Eligible		
Provider ECEM Visits	83%	Not Eligible		
Placements with Siblings	24%	Not Eligible	Not Scored	Not Scored
Placements within Legal County	19%	Not Eligible	Not Scored	Not Scored
Well-Being Sub-Total			N/A	

ILP/TLP Specialty Outcomes

Academic/Career Development	69%	Not Eligible		
Ind Living Skills Provision	69%	Not Eligible		
Financial Independence	48%	Not Eligible		
Community Connections	67%	Not Eligible		
WTLTP/Life Coach	75%	Not Eligible		
Specialty Sub-Total			N/A	

*Performance calculation descriptions can be found in the FY 2018 RBWO PBP Measurements and Standards Guide.

Monitoring & Outcomes: Possible Points = 13**Points Earned = 04.29**



Performance-Based Placement Measures

RBWO Provider GA+SCORECARD - ILP/TLP

Report Quarter: Q2 FY2018

Score Before Incentives Credit	33.00%
Incentives Awarded	00.00 pts
PBP Verification	N/A pts
Total Score	33.00%

Provider/Program Name: A Change for All 2 - East Point (5265) - CCI				
Program Census Information:		# Children in Care During Quarter: 0	# Placements During Quarter: 0	# Children in Care On Last Day: 0
ILP/TLP Incentive Credits	Avg Performance All ILP/TLPs (Points)	Provider Performance (%)*	Possible Points (Weight)	Provider Points Earned
No DJJ or DOC Involvement		Not Eligible	5	
Extended Foster Care Services		Not Eligible	5	
Positive Permanency Connections		Not Eligible	5	
High School Graduation/College Participation/Professional Certification		Not Eligible	20	
Part-Time Employment with Medical Benefits		Not Eligible	20	
Living Arrangements at Discharge		Not Eligible	20	
Additional Academic Supports		Not Eligible	2	
Additional IL Skills Provision		Not Eligible	5	
Active Agency Accreditation		0%	4	0.00
Staff Clinical Licensure		0%	5	0.00
Incentives Total	11.77		91	0.00

*Performance calculation descriptions can be found in the FY 2018 RBWO PBP Measurements and Standards Guide.

Child Protective Services Investigations and Dispositions		
The following investigations data, which is not used for scoring but is considered significant to a provider's performance, is from Georgia SHINES and is not considered final or complete until the end of the fiscal year.		
Total Reports:	0	
Number Screened In:	0	
Number Screened Out:	0	
Number Substantiated:	0	
Number Unsubstantiated:	0	
Number Active CPS Investigations:	0	



Performance-Based Placement Measures RBWO Provider GA+SCORECARD - ILP/TLP

Report Quarter: Q2 FY2018

Provider/Program Name: A Change Generation - (5202) - CCI

100 Walden Brook Drive, Lithonia, GA 30038

Phone: 470-282-3187

Vendor ID# 132165

Quarterly Scores (Grades)

Q1: 88.23 (B+)

Q2: 97.34 (A+)

Q3: N/A

Q4: N/A

Current Quarter Score
(Grade)

97.34%

(A+)

Program Census Information:

Children in Care During
Quarter: 9

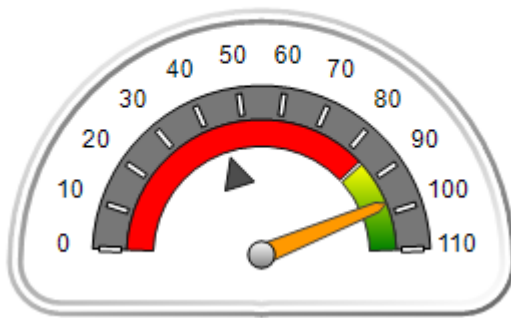
Placements During
Quarter: 9

Children in Care On Last
Day: 7

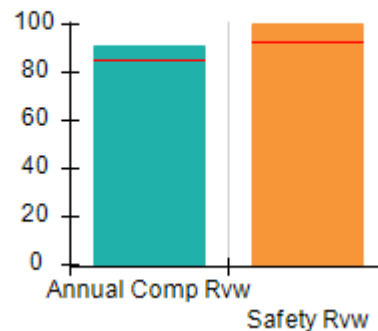
Quarterly Provider Comparisons to All ILP/TLPs

▼ indicates average for all ILP/TLPs

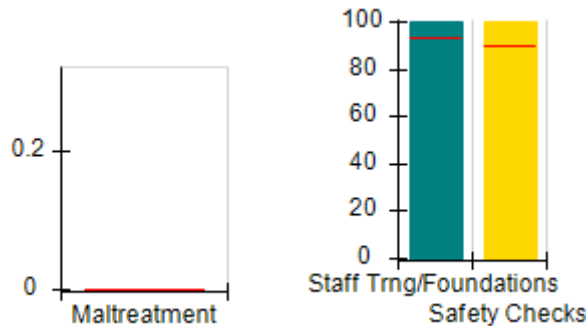
Overall Score (%)



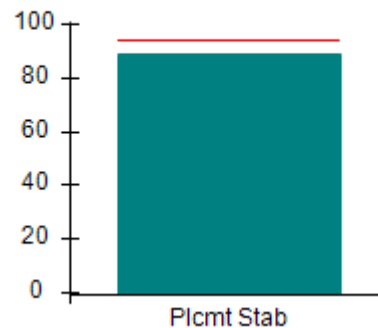
OPM Monitoring Reviews (%)



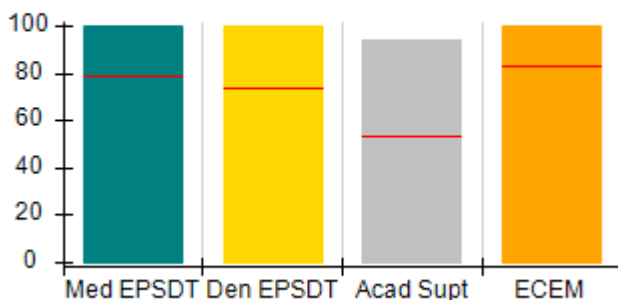
Safety Outcomes (%)



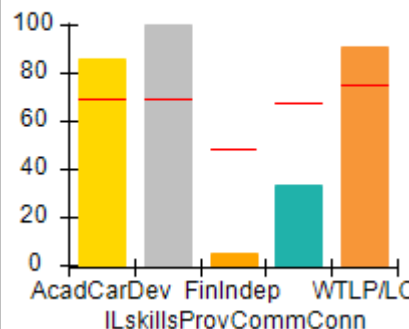
Permanency Outcomes (%)



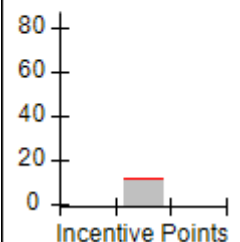
Well-Being Outcomes (%)



ILP/TLP Outcomes (%)



Incentives
Earned
(Points)





Performance-Based Placement Measures

RBWO Provider GA+SCORECARD - ILP/TLP

Report Quarter: Q2 FY2018

Provider/Program Name: A Change Generation - (5202) - CCI

100 Walden Brook Drive, Lithonia, GA 30038

Phone: 470-282-3187

Vendor ID# 132165

Quarterly Scores (Grades)

Q1: 88.23 (B+)

Q2: 97.34 (A+)

Q3: N/A

Q4: N/A

Current Quarter Score (Grade)**97.34%**
(A+)

Program Census Information:

Children in Care During
Quarter: 9# Placements During
Quarter: 9# Children in Care On
Last Day: 7**Avg
Performance All
ILP/TLPs (%)****Provider
Performance (%)*****Possible Points
(Weight)****Provider Points
Earned****OPM Monitoring Reviews**

Annual Comprehensive Reviews	85%	91%	15	13.64
Safety Reviews	92%	100%	5	5.00
Monitoring Sub-Total			20	18.64

ILP/TLP Safety Outcomes

Incidence of Maltreatment	0.00%	Not Eligible		
Staff Training/Foundations	94%	100%	6.5	6.50
Staff Safety Checks	90%	100%	6.5	6.50
Safety Sub-Total			13	13.00

ILP/TLP Permanency Outcomes

Placement Stability	94%	89%	3	2.67
Permanency Sub-Total			3	2.67

ILP/TLP Well-Being Outcomes

EPSDT Medical Visits	79%	100%	4	4.00
EPSDT Dental Visits	74%	100%	4	4.00
Academic Supports	53%	94%	2	1.88
Provider ECEM Visits	83%	100%	4	4.00
Placements with Siblings	24%	Not Eligible	Not Scored	Not Scored
Placements within Legal County	19%	0%	Not Scored	Not Scored
Well-Being Sub-Total			14	13.88

ILP/TLP Specialty Outcomes

Academic/Career Development	69%	86%	10	8.60
Ind Living Skills Provision	69%	100%	15	15.00
Financial Independence	48%	5%	5	0.25
Community Connections	67%	33%	5	1.65
WTLP/Life Coach	75%	91%	15	13.65
Specialty Sub-Total			50	39.15

*Performance calculation descriptions can be found in the FY 2018 RBWO PBP Measurements and Standards Guide.

Monitoring & Outcomes: Possible Points = 100**Points Earned = 87.34**



Performance-Based Placement Measures

RBWO Provider GA+SCORECARD - ILP/TLP

Report Quarter: Q2 FY2018

Score Before Incentives Credit	87.34%
Incentives Awarded	10.00 pts
PBP Verification	N/A pts
Total Score	97.34%

Provider/Program Name: A Change Generation - (5202) - CCI				
Program Census Information:		# Children in Care During Quarter: 9	# Placements During Quarter: 9	# Children in Care On Last Day: 7
ILP/TLP Incentive Credits	Avg Performance All ILP/TLPs (Points)	Provider Performance (%)*	Possible Points (Weight)	Provider Points Earned
No DJJ or DOC Involvement		95%	5	4.75
Extended Foster Care Services		Not Eligible	5	
Positive Permanency Connections		88%	5	4.40
High School Graduation/College Participation/Professional Certification		0%	20	0.00
Part-Time Employment with Medical Benefits		0%	20	0.00
Living Arrangements at Discharge		0%	20	0.00
Additional Academic Supports		0%	2	0.00
Additional IL Skills Provision		50%	5	2.50
Active Agency Accreditation		0%	4	0.00
Staff Clinical Licensure		0%	5	0.00
Incentives Total	11.77		91	11.65

*Performance calculation descriptions can be found in the FY 2018 RBWO PBP Measurements and Standards Guide.

Child Protective Services Investigations and Dispositions		
The following investigations data, which is not used for scoring but is considered significant to a provider's performance, is from Georgia SHINES and is not considered final or complete until the end of the fiscal year.		
Total Reports:	0	
Number Screened In:	0	
Number Screened Out:	0	
Number Substantiated:	0	
Number Unsubstantiated:	0	
Number Active CPS Investigations:	0	



DHS, DFCS, Office of Provider Management
Performance-Based Placement Measures
RBWO Provider GA+SCORECARD - ILP/TLP
Report Quarter: Q2 FY2018



One or more parameters were not specified for the subreport, 'Subreport2', located at:
/PBP_FY2018_ScoreCard_ILPTLP.



Performance-Based Placement Measures

RBWO Provider GA+SCORECARD - ILP/TLP

Report Quarter: Q2 FY2018

Provider/Program Name: Atlanta Mentoring Coalition - (5273) - CCI

 100 Brook Haven Circle, Fort Oglethorpe, GA
 30742

Phone: 404-781-9437

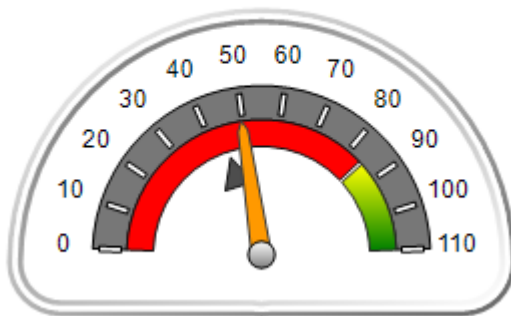
Vendor ID# 144501

	Quarterly Scores (Grades)		Current Quarter Score (Grade)
	Q1: 27.65 (F)	Q2: 49.66 (F)	49.66% (F)
	Q3: N/A	Q4: N/A	
Program Census Information:	# Children in Care During Quarter: 11	# Placements During Quarter: 11	# Children in Care On Last Day: 8

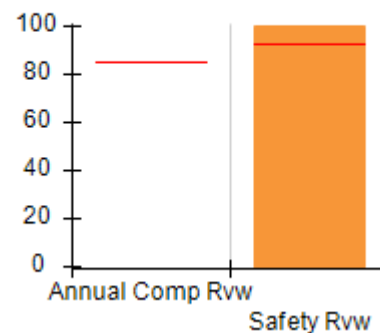
Quarterly Provider Comparisons to All ILP/TLPs

indicates average for all ILP/TLPs

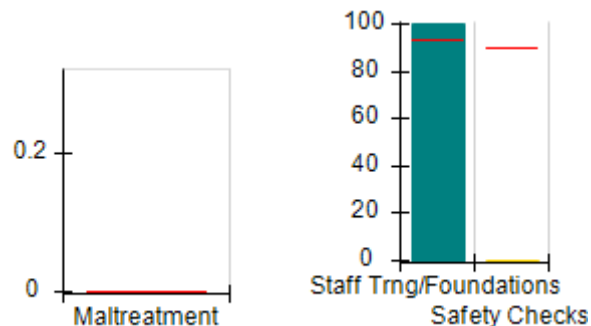
Overall Score (%)



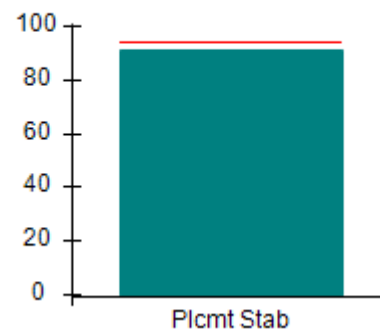
OPM Monitoring Reviews (%)



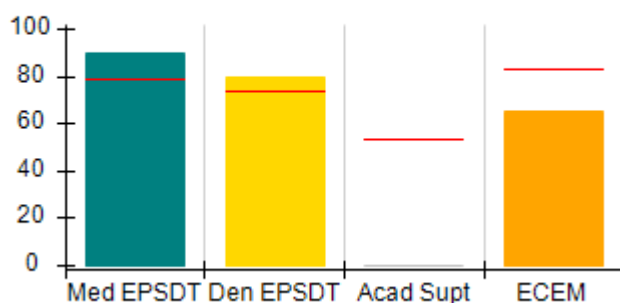
Safety Outcomes (%)



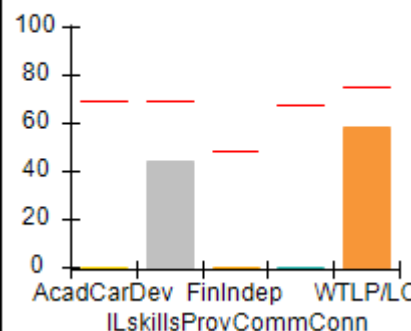
Permanency Outcomes (%)



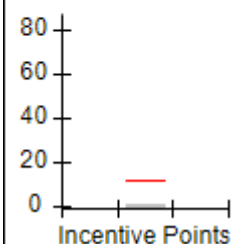
Well-Being Outcomes (%)



ILP/TLP Outcomes (%)



Incentives Earned (Points)





Performance-Based Placement Measures
RBWO Provider GA+SCORECARD - ILP/TLP

Report Quarter: Q2 FY2018

Provider/Program Name: Atlanta Mentoring Coalition - (5273) - CCI				
100 Brook Haven Circle, Fort Oglethorpe, GA 30742 Phone: 404-781-9437 Vendor ID# 144501		Quarterly Scores (Grades)		Current Quarter Score (Grade)
		Q1: 27.65 (F)	Q2: 49.66 (F)	49.66% (F)
		Q3: N/A	Q4: N/A	
Program Census Information:		# Children in Care During Quarter: 11	# Placements During Quarter: 11	# Children in Care On Last Day: 8
	Avg Performance All ILP/TLPs (%)	Provider Performance (%)*	Possible Points (Weight)	Provider Points Earned
OPM Monitoring Reviews				
Annual Comprehensive Reviews	85%	Not Yet Conducted		
Safety Reviews	92%	100%	5	5.00
Monitoring Sub-Total			5	5.00
ILP/TLP Safety Outcomes				
Incidence of Maltreatment	0.00%	No Substantiated Reports	3	3.00
Staff Training/Foundations	94%	100%	5	5.00
Staff Safety Checks	90%	0%	5	0.00
Safety Sub-Total			13	8.00
ILP/TLP Permanency Outcomes				
Placement Stability	94%	91%	3	2.73
Permanency Sub-Total			3	2.73
ILP/TLP Well-Being Outcomes				
EPSDT Medical Visits	79%	90%	4	3.60
EPSDT Dental Visits	74%	80%	4	3.20
Academic Supports	53%	0%	2	0.00
Provider ECEM Visits	83%	65%	4	2.60
Placements with Siblings	24%	0%	Not Scored	Not Scored
Placements within Legal County	19%	0%	Not Scored	Not Scored
Well-Being Sub-Total			14	10.16
ILP/TLP Specialty Outcomes				
Academic/Career Development	69%	0%	10	0.00
Ind Living Skills Provision	69%	44%	15	6.60
Financial Independence	48%	0%	5	0.00
Community Connections	67%	0%	5	0.00
WTLP/Life Coach	75%	58%	15	8.70
Specialty Sub-Total			50	15.30

*Performance calculation descriptions can be found in the FY 2018 RBWO PBP Measurements and Standards Guide.

Monitoring & Outcomes: Possible Points = 85	Points Earned = 41.19
--	------------------------------



Performance-Based Placement Measures RBWO Provider GA+SCORECARD - ILP/TLP

Report Quarter: Q2 FY2018

Score Before Incentives Credit	48.46%
Incentives Awarded	01.20 pts
PBP Verification	N/A pts
Total Score	49.66%

Provider/Program Name: Atlanta Mentoring Coalition - (5273) - CCI				
Program Census Information:		# Children in Care During Quarter: 11	# Placements During Quarter: 11	# Children in Care On Last Day: 8
ILP/TLP Incentive Credits	Avg Performance All ILP/TLPs (Points)	Provider Performance (%)*	Possible Points (Weight)	Provider Points Earned
No DJJ or DOC Involvement		0%	5	0.00
Extended Foster Care Services		Not Eligible	5	
Positive Permanency Connections		0%	5	0.00
High School Graduation/College Participation/Professional Certification		0%	20	0.00
Part-Time Employment with Medical Benefits		0%	20	0.00
Living Arrangements at Discharge		0%	20	0.00
Additional Academic Supports		0%	2	0.00
Additional IL Skills Provision		24%	5	1.20
Active Agency Accreditation		0%	4	0.00
Staff Clinical Licensure		0%	5	0.00
Incentives Total	11.77		91	1.20
*Performance calculation descriptions can be found in the FY 2018 RBWO PBP Measurements and Standards Guide.				

Child Protective Services Investigations and Dispositions		
The following investigations data, which is not used for scoring but is considered significant to a provider's performance, is from Georgia SHINES and is not considered final or complete until the end of the fiscal year.		
Total Reports:	0	
Number Screened In:	0	
Number Screened Out:	0	
Number Substantiated:	0	
Number Unsubstantiated:	0	
Number Active CPS Investigations:	0	



Performance-Based Placement Measures

RBWO Provider GA+SCORECARD - ILP/TLP

Report Quarter: Q2 FY2018

Provider/Program Name: Carl Malone Foundation, Inc. - Mercy's Door IV (5142) - CCI

805 Happy St, Dalton, GA 30721

Phone: 706-277-4883

Vendor ID# 115539

Quarterly Scores (Grades)

Q1: 94.52 (A)

Q2: 108.32 (A+)

Q3: N/A

Q4: N/A

Current Quarter Score (Grade)

108.32%

(A+)

Program Census Information:

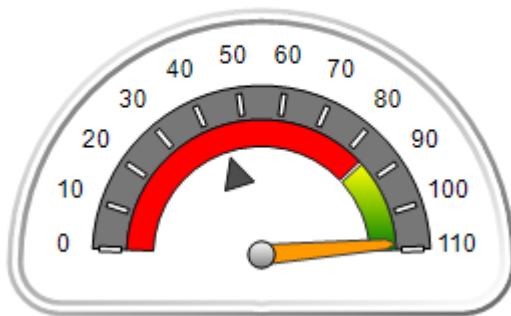
Children in Care During
Quarter: 3# Placements During
Quarter: 3# Children in Care On Last
Day: 3

Quarterly Provider Comparisons to All ILP/TLPs

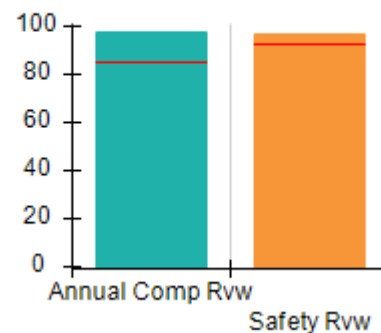


indicates average for all ILP/TLPs

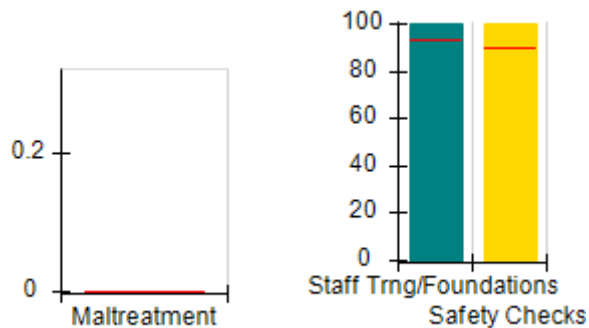
Overall Score (%)



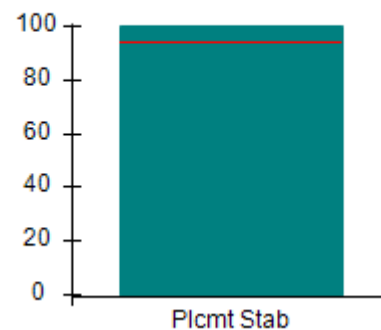
OPM Monitoring Reviews (%)



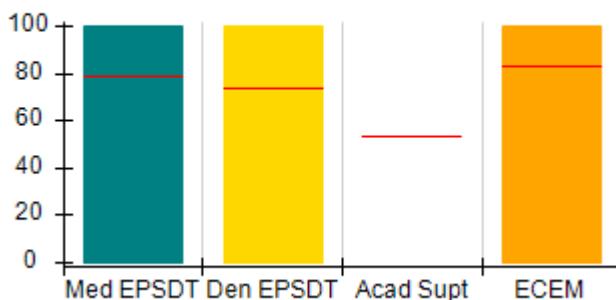
Safety Outcomes (%)



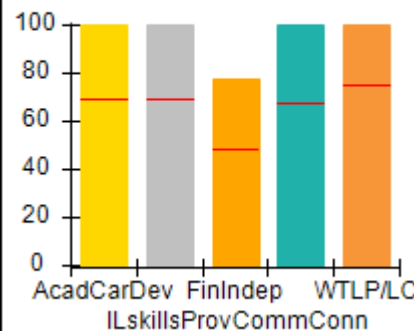
Permanency Outcomes (%)



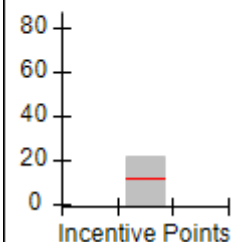
Well-Being Outcomes (%)



ILP/TLP Outcomes (%)



Incentives Earned (Points)





Performance-Based Placement Measures
RBWO Provider GA+SCORECARD - ILP/TLP

Report Quarter: Q2 FY2018

Provider/Program Name: Carl Malone Foundation, Inc. - Mercy's Door IV (5142) - CCI				
805 Happy St, Dalton, GA 30721		Quarterly Scores (Grades)		Current Quarter Score (Grade)
Phone: 706-277-4883		Q1: 94.52 (A)	Q2: 108.32 (A+)	108.32% (A+)
Vendor ID# 115539		Q3: N/A	Q4: N/A	
Program Census Information:		# Children in Care During Quarter: 3	# Placements During Quarter: 3	# Children in Care On Last Day: 3
	Avg Performance All ILP/TLPs (%)	Provider Performance (%)*	Possible Points (Weight)	Provider Points Earned
OPM Monitoring Reviews				
Annual Comprehensive Reviews	85%	97%	15	14.60
Safety Reviews	92%	97%	5	4.83
Monitoring Sub-Total			20	19.42
ILP/TLP Safety Outcomes				
Incidence of Maltreatment	0.00%	Not Eligible		
Staff Training/Foundations	94%	100%	6.5	6.50
Staff Safety Checks	90%	100%	6.5	6.50
Safety Sub-Total			13	13.00
ILP/TLP Permanency Outcomes				
Placement Stability	94%	100%	3	3.00
Permanency Sub-Total			3	3.00
ILP/TLP Well-Being Outcomes				
EPSDT Medical Visits	79%	100%	4.7	4.55
EPSDT Dental Visits	74%	100%	4.7	4.55
Academic Supports	53%	Not Eligible		
Provider ECEM Visits	83%	100%	4.7	4.67
Placements with Siblings	24%	Not Eligible	Not Scored	Not Scored
Placements within Legal County	19%	Not Eligible	Not Scored	Not Scored
Well-Being Sub-Total			14	14.00
ILP/TLP Specialty Outcomes				
Academic/Career Development	69%	100%	10	10.00
Ind Living Skills Provision	69%	100%	15	15.00
Financial Independence	48%	78%	5	3.90
Community Connections	67%	100%	5	5.00
WTLP/Life Coach	75%	100%	15	15.00
Specialty Sub-Total			50	48.90
*Performance calculation descriptions can be found in the FY 2018 RBWO PBP Measurements and Standards Guide.				

Monitoring & Outcomes: Possible Points = 100

Points Earned = 98.32



Performance-Based Placement Measures

RBWO Provider GA+SCORECARD - ILP/TLP

Report Quarter: Q2 FY2018

Score Before Incentives Credit	98.32%
Incentives Awarded	10.00 pts
PBP Verification	N/A pts
Total Score	108.32%

Provider/Program Name: Carl Malone Foundation, Inc. - Mercy's Door IV (5142) - CCI				
Program Census Information:		# Children in Care During Quarter: 3	# Placements During Quarter: 3	# Children in Care On Last Day: 3
ILP/TLP Incentive Credits	Avg Performance All ILP/TLPs (Points)	Provider Performance (%)*	Possible Points (Weight)	Provider Points Earned
No DJJ or DOC Involvement		100%	5	5.00
Extended Foster Care Services		Not Eligible	5	
Positive Permanency Connections		33%	5	1.65
High School Graduation/College Participation/Professional Certification		67%	20	13.40
Part-Time Employment with Medical Benefits		Not Eligible	20	
Living Arrangements at Discharge		Not Eligible	20	
Additional Academic Supports		Not Eligible	2	
Additional IL Skills Provision		33%	5	1.65
Active Agency Accreditation		0%	4	0.00
Staff Clinical Licensure		0%	5	0.00
Incentives Total	11.77		91	21.70
*Performance calculation descriptions can be found in the FY 2018 RBWO PBP Measurements and Standards Guide.				

Child Protective Services Investigations and Dispositions		
The following investigations data, which is not used for scoring but is considered significant to a provider's performance, is from Georgia SHINES and is not considered final or complete until the end of the fiscal year.		
Total Reports:	0	
Number Screened In:	0	
Number Screened Out:	0	
Number Substantiated:	0	
Number Unsubstantiated:	0	
Number Active CPS Investigations:	0	



Performance-Based Placement Measures RBWO Provider GA+SCORECARD - ILP/TLP

Report Quarter: Q2 FY2018

Provider/Program Name: Carrie Steele-Pitts Home, Inc. - TLP (5129) - CCI

667 Fairburn Rd., NW, Atlanta, GA 30331

Phone: 404-691-5187

Vendor ID# 109513

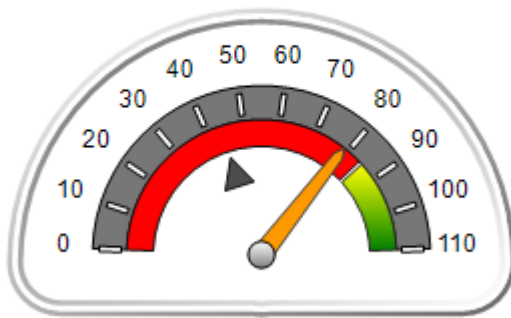
Program Census Information:

Quarterly Scores (Grades)		Current Quarter Score (Grade)
Q1: 65.87 (D)	Q2: 78.71 (C+)	78.71% (C+)
Q3: N/A	Q4: N/A	
# Children in Care During Quarter: 2	# Placements During Quarter: 2	# Children in Care On Last Day: 2

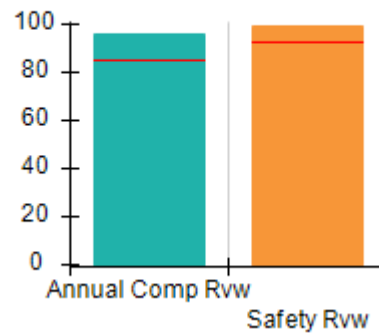
Quarterly Provider Comparisons to All ILP/TLPs

▼ indicates average for all ILP/TLPs

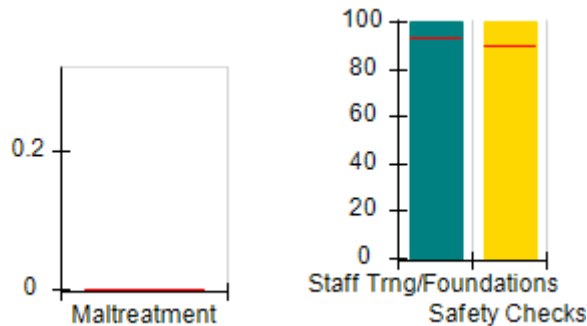
Overall Score (%)



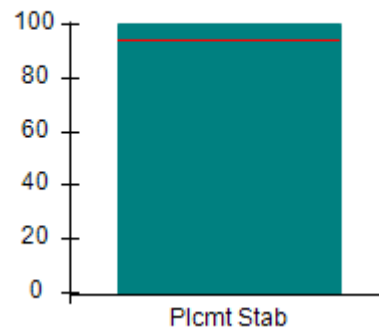
OPM Monitoring Reviews (%)



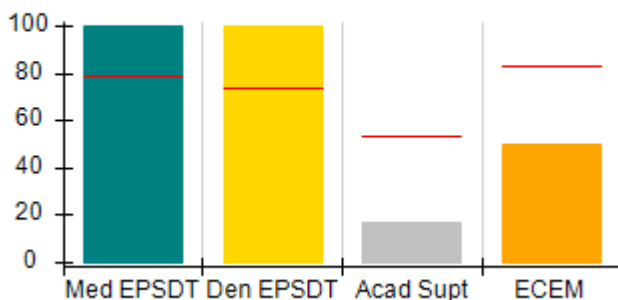
Safety Outcomes (%)



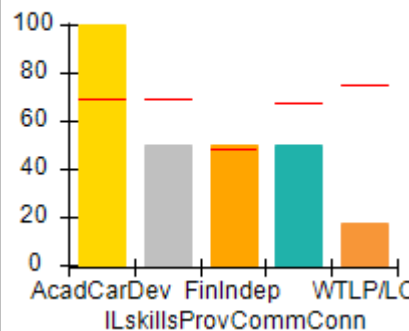
Permanency Outcomes (%)



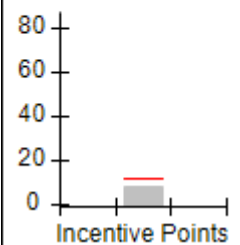
Well-Being Outcomes (%)



ILP/TLP Outcomes (%)



Incentives Earned (Points)





Performance-Based Placement Measures
RBWO Provider GA+SCORECARD - ILP/TLP

Report Quarter: Q2 FY2018

Provider/Program Name: Carrie Steele-Pitts Home, Inc. - TLP (5129) - CCI				
667 Fairburn Rd., NW, Atlanta, GA 30331		Quarterly Scores (Grades)		Current Quarter Score (Grade)
Phone: 404-691-5187		Q1: 65.87 (D)	Q2: 78.71 (C+)	78.71% (C+)
Vendor ID# 109513		Q3: N/A	Q4: N/A	
Program Census Information:		# Children in Care During Quarter: 2	# Placements During Quarter: 2	# Children in Care On Last Day: 2
	Avg Performance All ILP/TLPs (%)	Provider Performance (%)*	Possible Points (Weight)	Provider Points Earned
OPM Monitoring Reviews				
Annual Comprehensive Reviews	85%	96%	15	14.35
Safety Reviews	92%	99%	5	4.97
Monitoring Sub-Total			20	19.32
ILP/TLP Safety Outcomes				
Incidence of Maltreatment	0.00%	Not Eligible		
Staff Training/Foundations	94%	100%	6.5	6.50
Staff Safety Checks	90%	100%	6.5	6.50
Safety Sub-Total			13	13.00
ILP/TLP Permanency Outcomes				
Placement Stability	94%	100%	3	3.00
Permanency Sub-Total			3	3.00
ILP/TLP Well-Being Outcomes				
EPSDT Medical Visits	79%	100%	4	4.00
EPSDT Dental Visits	74%	100%	4	4.00
Academic Supports	53%	17%	2	0.34
Provider ECEM Visits	83%	50%	4	2.00
Placements with Siblings	24%	Not Eligible	Not Scored	Not Scored
Placements within Legal County	19%	Not Eligible	Not Scored	Not Scored
Well-Being Sub-Total			14	10.34
ILP/TLP Specialty Outcomes				
Academic/Career Development	69%	100%	10	10.00
Ind Living Skills Provision	69%	50%	15	7.50
Financial Independence	48%	50%	5	2.50
Community Connections	67%	50%	5	2.50
WTLP/Life Coach	75%	17%	15	2.55
Specialty Sub-Total			50	25.05
*Performance calculation descriptions can be found in the FY 2018 RBWO PBP Measurements and Standards Guide.				

Monitoring & Outcomes: Possible Points = 100

Points Earned = 70.71



Performance-Based Placement Measures

RBWO Provider GA+SCORECARD - ILP/TLP

Report Quarter: Q2 FY2018

Score Before Incentives Credit	70.71%
Incentives Awarded	08.00 pts
PBP Verification	N/A pts
Total Score	78.71%

Provider/Program Name: Carrie Steele-Pitts Home, Inc. - TLP (5129) - CCI				
Program Census Information:		# Children in Care During Quarter: 2	# Placements During Quarter: 2	# Children in Care On Last Day: 2
ILP/TLP Incentive Credits	Avg Performance All ILP/TLPs (Points)	Provider Performance (%)*	Possible Points (Weight)	Provider Points Earned
No DJJ or DOC Involvement		100%	5	5.00
Extended Foster Care Services		Not Eligible	5	
Positive Permanency Connections		0%	5	0.00
High School Graduation/College Participation/Professional Certification		0%	20	0.00
Part-Time Employment with Medical Benefits		Not Eligible	20	
Living Arrangements at Discharge		Not Eligible	20	
Additional Academic Supports		0%	2	0.00
Additional IL Skills Provision		50%	5	2.50
Active Agency Accreditation		0%	4	0.00
Staff Clinical Licensure		10%	5	0.50
Incentives Total	11.77		91	8.00

*Performance calculation descriptions can be found in the FY 2018 RBWO PBP Measurements and Standards Guide.

Child Protective Services Investigations and Dispositions		
The following investigations data, which is not used for scoring but is considered significant to a provider's performance, is from Georgia SHINES and is not considered final or complete until the end of the fiscal year.		
Total Reports:	0	
Number Screened In:	0	
Number Screened Out:	0	
Number Substantiated:	0	
Number Unsubstantiated:	0	
Number Active CPS Investigations:	0	



Performance-Based Placement Measures

RBWO Provider GA+SCORECARD - ILP/TLP

Report Quarter: Q2 FY2018

Provider/Program Name: Center for Children and Young Adults, The - Connections ILP (5220) - CCI

2121 Windy Hill Rd., Marietta, GA 30060

Phone: 770-485-1625

Vendor ID# 138975

Quarterly Scores (Grades)		Current Quarter Score (Grade)
Q1: 80.73 (B-)	Q2: 82.89 (B-)	82.89% (B-)
Q3: N/A	Q4: N/A	

Program Census Information:

Children in Care During Quarter: 5

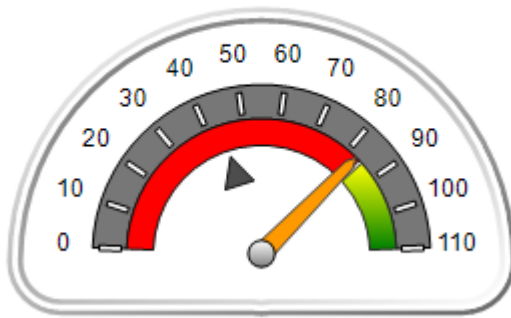
Placements During Quarter: 5

Children in Care On Last Day: 5

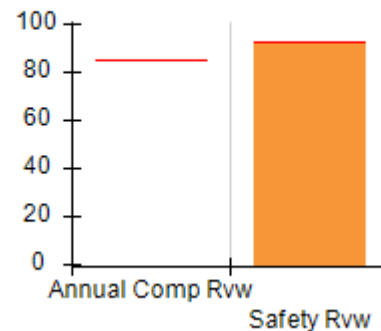
Quarterly Provider Comparisons to All ILP/TLPs

indicates average for all ILP/TLPs

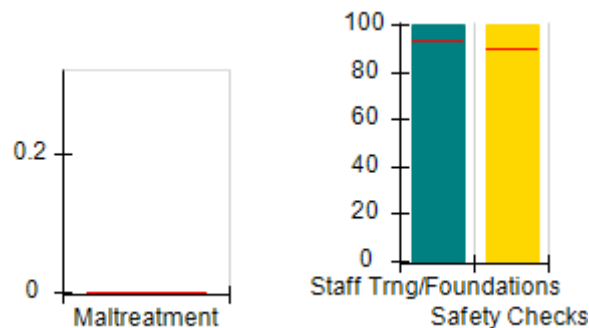
Overall Score (%)



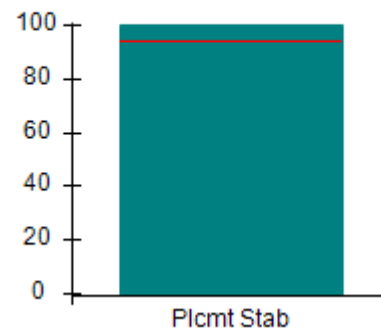
OPM Monitoring Reviews (%)



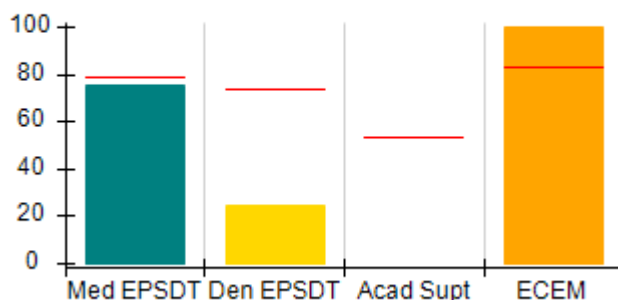
Safety Outcomes (%)



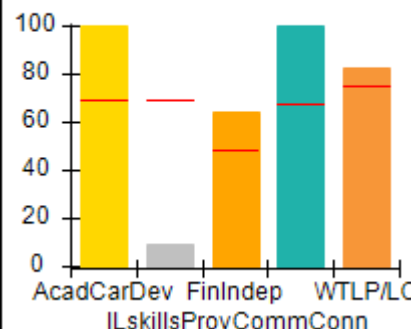
Permanency Outcomes (%)



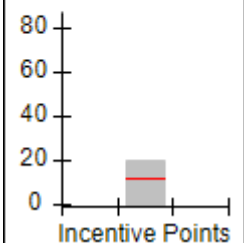
Well-Being Outcomes (%)



ILP/TLP Outcomes (%)



Incentives Earned (Points)





Performance-Based Placement Measures
RBWO Provider GA+SCORECARD - ILP/TLP

Report Quarter: Q2 FY2018

Provider/Program Name: Center for Children and Young Adults, The - Connections ILP (5220) - CCI				
2121 Windy Hill Rd., Marietta, GA 30060		Quarterly Scores (Grades)		Current Quarter Score (Grade)
Phone: 770-485-1625		Q1: 80.73 (B-)	Q2: 82.89 (B-)	82.89% (B-)
Vendor ID# 138975		Q3: N/A	Q4: N/A	
Program Census Information:		# Children in Care During Quarter: 5	# Placements During Quarter: 5	# Children in Care On Last Day: 5
	Avg Performance All ILP/TLPs (%)	Provider Performance (%)*	Possible Points (Weight)	Provider Points Earned
OPM Monitoring Reviews				
Annual Comprehensive Reviews	85%	Not Yet Conducted		
Safety Reviews	92%	93%	5	4.63
Monitoring Sub-Total			5	4.63
ILP/TLP Safety Outcomes				
Incidence of Maltreatment	0.00%	Not Eligible		
Staff Training/Foundations	94%	100%	6.5	6.50
Staff Safety Checks	90%	100%	6.5	6.50
Safety Sub-Total			13	13.00
ILP/TLP Permanency Outcomes				
Placement Stability	94%	100%	3	3.00
Permanency Sub-Total			3	3.00
ILP/TLP Well-Being Outcomes				
EPSDT Medical Visits	79%	75%	4.7	3.41
EPSDT Dental Visits	74%	25%	4.7	1.14
Academic Supports	53%	Not Eligible		
Provider ECEM Visits	83%	100%	4.7	4.67
Placements with Siblings	24%	100%	Not Scored	Not Scored
Placements within Legal County	19%	50%	Not Scored	Not Scored
Well-Being Sub-Total			14	9.33
ILP/TLP Specialty Outcomes				
Academic/Career Development	69%	100%	10	10.00
Ind Living Skills Provision	69%	9%	15	1.35
Financial Independence	48%	64%	5	3.20
Community Connections	67%	100%	5	5.00
WTLP/Life Coach	75%	83%	15	12.45
Specialty Sub-Total			50	32.00
*Performance calculation descriptions can be found in the FY 2018 RBWO PBP Measurements and Standards Guide.				

Monitoring & Outcomes: Possible Points = 85

Points Earned = 61.96



Performance-Based Placement Measures

RBWO Provider GA+SCORECARD - ILP/TLP

Report Quarter: Q2 FY2018

Score Before Incentives Credit	72.89%
Incentives Awarded	10.00 pts
PBP Verification	N/A pts
Total Score	82.89%

Provider/Program Name: Center for Children and Young Adults, The - Connections ILP (5220) - CCI

Program Census Information:		# Children in Care During Quarter: 5	# Placements During Quarter: 5	# Children in Care On Last Day: 5
ILP/TLP Incentive Credits	Avg Performance All ILP/TLPs (Points)	Provider Performance (%)*	Possible Points (Weight)	Provider Points Earned
No DJJ or DOC Involvement		100%	5	5.00
Extended Foster Care Services		Not Eligible	5	
Positive Permanency Connections		0%	5	0.00
High School Graduation/College Participation/Professional Certification		75%	20	15.00
Part-Time Employment with Medical Benefits		Not Eligible	20	
Living Arrangements at Discharge		Not Eligible	20	
Additional Academic Supports		Not Eligible	2	
Additional IL Skills Provision		0%	5	0.00
Active Agency Accreditation		0%	4	0.00
Staff Clinical Licensure		0%	5	0.00
Incentives Total	11.77		91	20.00

*Performance calculation descriptions can be found in the FY 2018 RBWO PBP Measurements and Standards Guide.

Child Protective Services Investigations and Dispositions

The following investigations data, which is not used for scoring but is considered significant to a provider's performance, is from Georgia SHINES and is not considered final or complete until the end of the fiscal year.

Total Reports:	0	
Number Screened In:	0	
Number Screened Out:	0	
Number Substantiated:	0	
Number Unsubstantiated:	0	
Number Active CPS Investigations:	0	



Performance-Based Placement Measures

RBWO Provider GA+SCORECARD - ILP/TLP

Report Quarter: Q2 FY2018

Provider/Program Name: Center for Children and Young Adults, The - Life Works TLP (580) - CCI

2221 Austell Rd., Marietta, GA 30008


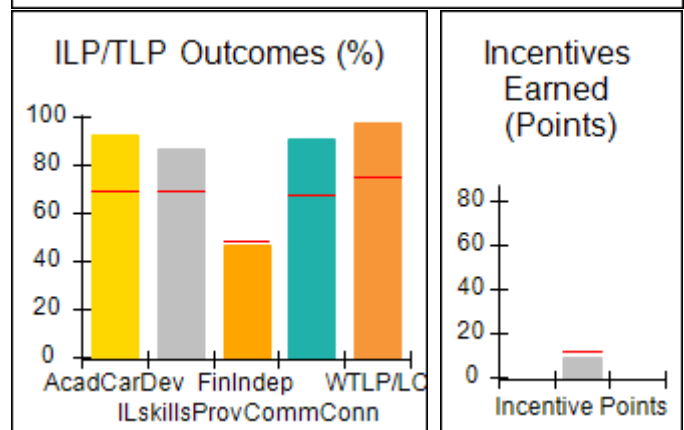
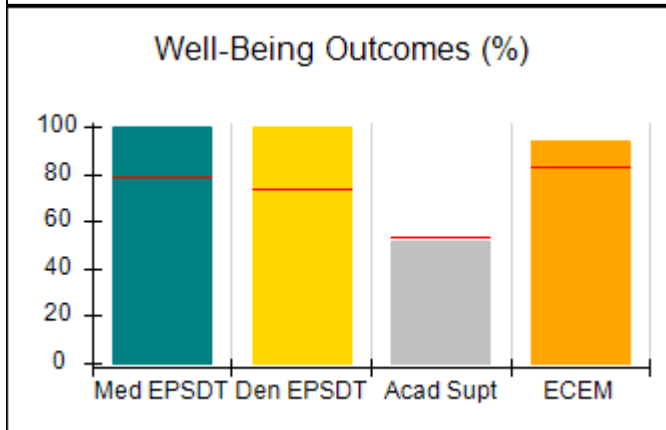
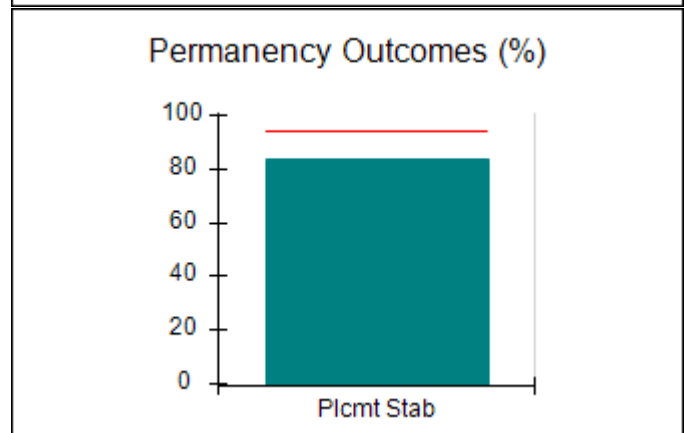
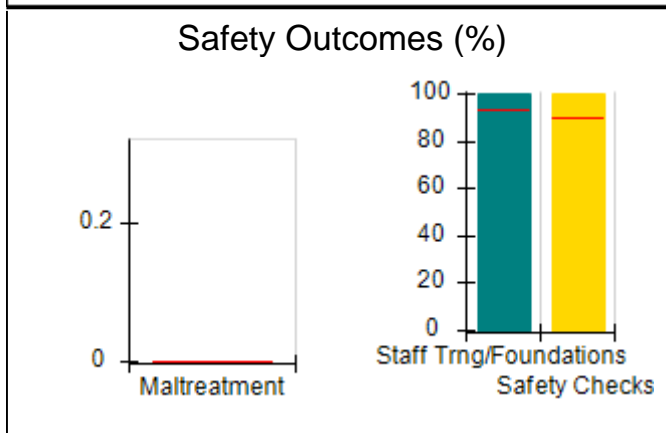
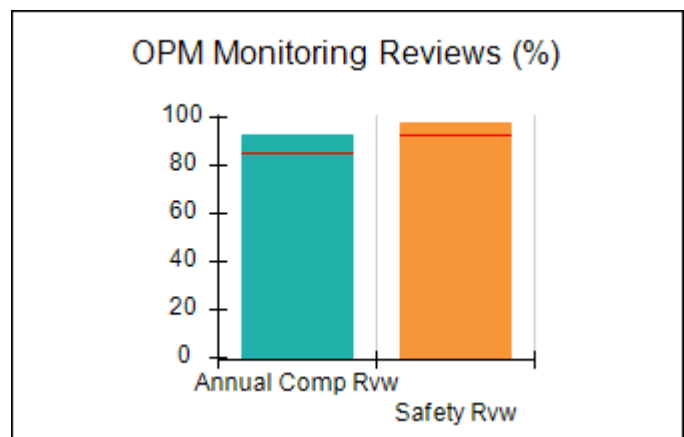
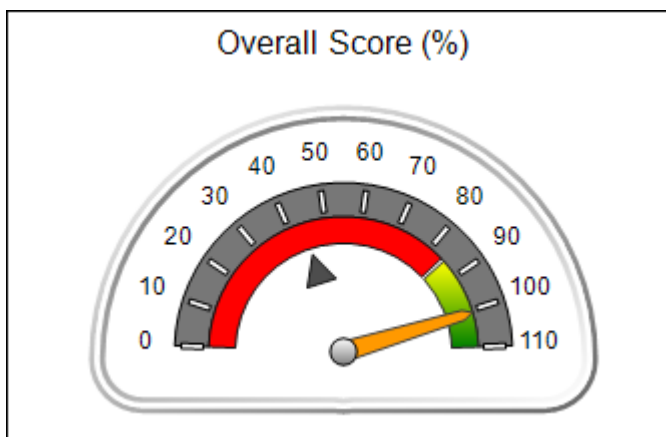
Phone: 770-485-1625

Vendor ID# 35263

	Quarterly Scores (Grades)		Current Quarter Score (Grade)
	Q1: 69.47 (D+)	Q2: 100.71 (A+)	100.71% (A+)
	Q3: N/A	Q4: N/A	
Program Census Information:	# Children in Care During Quarter: 25	# Placements During Quarter: 25	# Children in Care On Last Day: 19

Quarterly Provider Comparisons to All ILP/TLPs

indicates average for all ILP/TLPs





Performance-Based Placement Measures

RBWO Provider GA+SCORECARD - ILP/TLP

Report Quarter: Q2 FY2018

Provider/Program Name: Center for Children and Young Adults, The - Life Works TLP (580) - CCI				
2221 Austell Rd., Marietta, GA 30008		Quarterly Scores (Grades)		Current Quarter Score (Grade)
Phone: 770-485-1625		Q1: 69.47 (D+)	Q2: 100.71 (A+)	100.71% (A+)
Vendor ID# 35263		Q3: N/A	Q4: N/A	
Program Census Information:		# Children in Care During Quarter: 25	# Placements During Quarter: 25	# Children in Care On Last Day: 19
	Avg Performance All ILP/TLPs (%)	Provider Performance (%)*	Possible Points (Weight)	Provider Points Earned
OPM Monitoring Reviews				
Annual Comprehensive Reviews	85%	93%	15	13.91
Safety Reviews	92%	97%	5	4.87
Monitoring Sub-Total			20	18.78
ILP/TLP Safety Outcomes				
Incidence of Maltreatment	0.00%	No Substantiated Reports	3	3.00
Staff Training/Foundations	94%	100%	5	5.00
Staff Safety Checks	90%	100%	5	5.00
Safety Sub-Total			13	13.00
ILP/TLP Permanency Outcomes				
Placement Stability	94%	84%	3	2.52
Permanency Sub-Total			3	2.52
ILP/TLP Well-Being Outcomes				
EPSDT Medical Visits	79%	100%	4	4.00
EPSDT Dental Visits	74%	100%	4	4.00
Academic Supports	53%	52%	2	1.04
Provider ECEM Visits	83%	94%	4	3.76
Placements with Siblings	24%	67%	Not Scored	Not Scored
Placements within Legal County	19%	50%	Not Scored	Not Scored
Well-Being Sub-Total			14	13.46
ILP/TLP Specialty Outcomes				
Academic/Career Development	69%	93%	10	9.30
Ind Living Skills Provision	69%	87%	15	13.05
Financial Independence	48%	47%	5	2.35
Community Connections	67%	91%	5	4.55
WTLP/Life Coach	75%	98%	15	14.70
Specialty Sub-Total			50	43.95
*Performance calculation descriptions can be found in the FY 2018 RBWO PBP Measurements and Standards Guide.				



Performance-Based Placement Measures

RBWO Provider GA+SCORECARD - ILP/TLP

Report Quarter: Q2 FY2018

Monitoring & Outcomes:	Possible Points = 100	Points Earned = 91.71
Score Before Incentives Credit		91.71%
Incentives Awarded		09.00 pts
PBP Verification		N/A pts
Total Score		100.71%

Provider/Program Name: Center for Children and Young Adults, The - Life Works TLP (580) - CCI

Program Census Information:		# Children in Care During Quarter: 25	# Placements During Quarter: 25	# Children in Care On Last Day: 19
ILP/TLP Incentive Credits	Avg Performance All ILP/TLPs (Points)	Provider Performance (%)*	Possible Points (Weight)	Provider Points Earned
No DJJ or DOC Involvement		59%	5	2.95
Extended Foster Care Services		75%	5	3.75
Positive Permanency Connections		0%	5	0.00
High School Graduation/College Participation/Professional Certification		5%	20	1.00
Part-Time Employment with Medical Benefits		0%	20	0.00
Living Arrangements at Discharge		0%	20	0.00
Additional Academic Supports		5%	2	0.10
Additional IL Skills Provision		24%	5	1.20
Active Agency Accreditation		0%	4	0.00
Staff Clinical Licensure		0%	5	0.00
Incentives Total	11.77		91	9.00

*Performance calculation descriptions can be found in the FY 2018 RBWO PBP Measurements and Standards Guide.

Child Protective Services Investigations and Dispositions

The following investigations data, which is not used for scoring but is considered significant to a provider's performance, is from Georgia SHINES and is not considered final or complete until the end of the fiscal year.

Total Reports:	0
Number Screened In:	0
Number Screened Out:	0
Number Substantiated:	0
Number Unsubstantiated:	0
Number Active CPS Investigations:	0



Performance-Based Placement Measures

RBWO Provider GA+SCORECARD - ILP/TLP

Report Quarter: Q2 FY2018

Provider/Program Name: Champion House - (5212) - CCI

1841 Woodside Court, Jonesboro, GA 30236

Phone: 770-286-7072

Vendor ID# 135122

Quarterly Scores (Grades)

Current Quarter Score
(Grade)

Q1: 67.92 (D+)

Q2: 66.23 (D)

66.23%

Q3: N/A

Q4: N/A

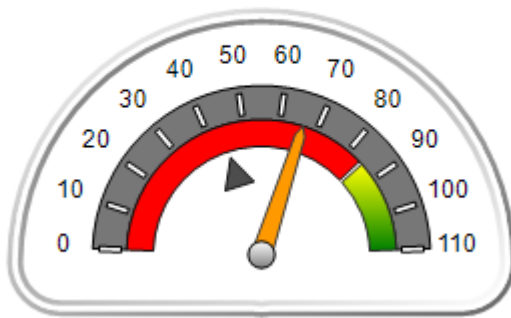
(D)

Program Census Information:

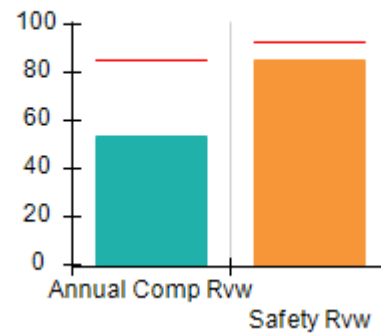
Children in Care During
Quarter: 7# Placements During
Quarter: 7# Children in Care On Last
Day: 5**Quarterly Provider Comparisons to All ILP/TLPs**

indicates average for all ILP/TLPs

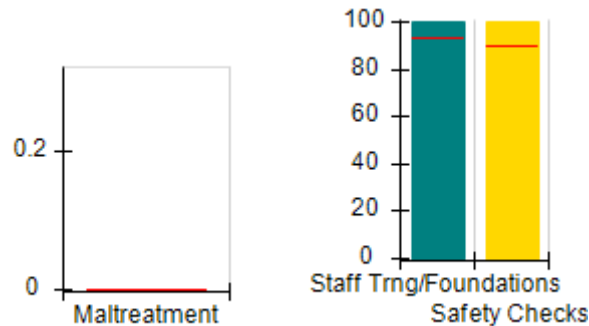
Overall Score (%)



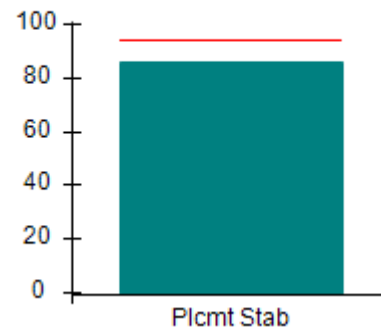
OPM Monitoring Reviews (%)



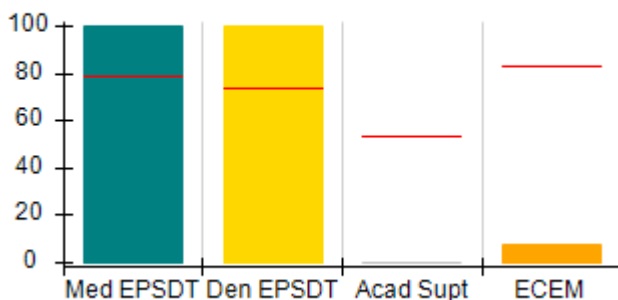
Safety Outcomes (%)



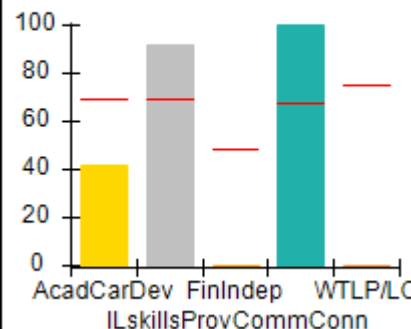
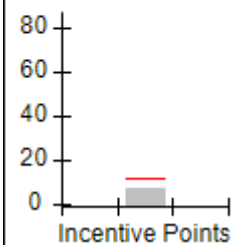
Permanency Outcomes (%)



Well-Being Outcomes (%)



ILP/TLP Outcomes (%)

Incentives
Earned
(Points)



Performance-Based Placement Measures

RBWO Provider GA+SCORECARD - ILP/TLP

Report Quarter: Q2 FY2018

Provider/Program Name: Champion House - (5212) - CCI				
1841 Woodside Court, Jonesboro, GA 30236		Quarterly Scores (Grades)		Current Quarter Score (Grade)
Phone: 770-286-7072		Q1: 67.92 (D+)	Q2: 66.23 (D)	66.23% (D)
Vendor ID# 135122		Q3: N/A	Q4: N/A	
Program Census Information:		# Children in Care During Quarter: 7	# Placements During Quarter: 7	# Children in Care On Last Day: 5
	Avg Performance All ILP/TLPs (%)	Provider Performance (%)*	Possible Points (Weight)	Provider Points Earned
OPM Monitoring Reviews				
Annual Comprehensive Reviews	85%	53%	15	7.97
Safety Reviews	92%	85%	5	4.26
Monitoring Sub-Total			20	12.23
ILP/TLP Safety Outcomes				
Incidence of Maltreatment	0.00%	No Substantiated Reports	3	3.00
Staff Training/Foundations	94%	100%	5	5.00
Staff Safety Checks	90%	100%	5	5.00
Safety Sub-Total			13	13.00
ILP/TLP Permanency Outcomes				
Placement Stability	94%	86%	3	2.58
Permanency Sub-Total			3	2.58
ILP/TLP Well-Being Outcomes				
EPSDT Medical Visits	79%	100%	4	4.00
EPSDT Dental Visits	74%	100%	4	4.00
Academic Supports	53%	0%	2	0.00
Provider ECEM Visits	83%	8%	4	0.32
Placements with Siblings	24%	Not Eligible	Not Scored	Not Scored
Placements within Legal County	19%	33%	Not Scored	Not Scored
Well-Being Sub-Total			14	8.32
ILP/TLP Specialty Outcomes				
Academic/Career Development	69%	42%	10	4.20
Ind Living Skills Provision	69%	92%	15	13.80
Financial Independence	48%	0%	5	0.00
Community Connections	67%	100%	5	5.00
WTLP/Life Coach	75%	0%	15	0.00
Specialty Sub-Total			50	23.00

*Performance calculation descriptions can be found in the FY 2018 RBWO PBP Measurements and Standards Guide.

Monitoring & Outcomes: Possible Points = 100

Points Earned = 59.13



Performance-Based Placement Measures RBWO Provider GA+SCORECARD - ILP/TLP

Report Quarter: Q2 FY2018

Score Before Incentives Credit	59.13%
Incentives Awarded	07.10 pts
PBP Verification	N/A pts
Total Score	66.23%

Provider/Program Name: Champion House - (5212) - CCI				
Program Census Information:		# Children in Care During Quarter: 7	# Placements During Quarter: 7	# Children in Care On Last Day: 5
ILP/TLP Incentive Credits	Avg Performance All ILP/TLPs (Points)	Provider Performance (%)*	Possible Points (Weight)	Provider Points Earned
No DJJ or DOC Involvement		50%	5	2.50
Extended Foster Care Services		Not Eligible	5	
Positive Permanency Connections		0%	5	0.00
High School Graduation/College Participation/Professional Certification		0%	20	0.00
Part-Time Employment with Medical Benefits		0%	20	0.00
Living Arrangements at Discharge		0%	20	0.00
Additional Academic Supports		0%	2	0.00
Additional IL Skills Provision		92%	5	4.60
Active Agency Accreditation		0%	4	0.00
Staff Clinical Licensure		0%	5	0.00
Incentives Total	11.77		91	7.10
*Performance calculation descriptions can be found in the FY 2018 RBWO PBP Measurements and Standards Guide.				

Child Protective Services Investigations and Dispositions		
The following investigations data, which is not used for scoring but is considered significant to a provider's performance, is from Georgia SHINES and is not considered final or complete until the end of the fiscal year.		
Total Reports:	0	
Number Screened In:	0	
Number Screened Out:	0	
Number Substantiated:	0	
Number Unsubstantiated:	0	
Number Active CPS Investigations:	0	



Performance-Based Placement Measures

RBWO Provider GA+SCORECARD - ILP/TLP

Report Quarter: Q2 FY2018

Provider/Program Name: CHRIS 180 Inc. - Summit Trail Boys ILP (4675) - CCI

2045 Graham Circle, Atlanta, GA 30316

Phone: 470-606-4156

Vendor ID# 35283

Quarterly Scores (Grades)

Q1: 71.11 (C-)

Q2: 80.41 (B-)

Q3: N/A

Q4: N/A

Current Quarter Score (Grade)

80.41%

(B-)

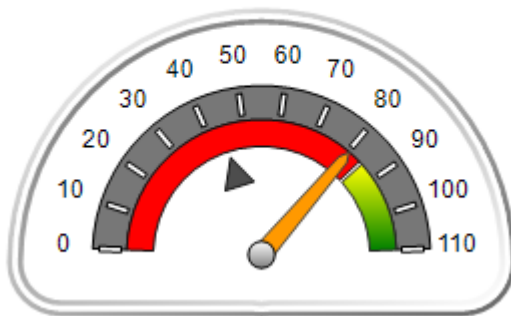
Program Census Information:

Children in Care During
Quarter: 8# Placements During
Quarter: 8# Children in Care On Last
Day: 6

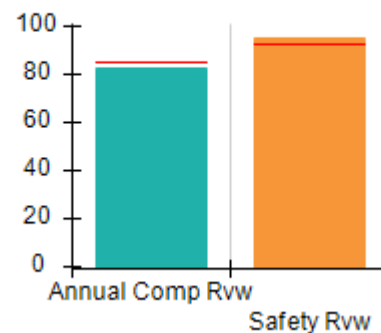
Quarterly Provider Comparisons to All ILP/TLPs

indicates average for all ILP/TLPs

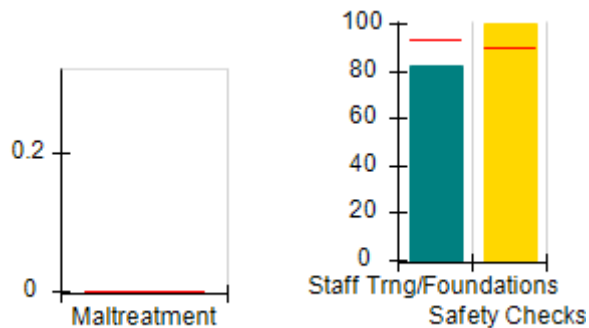
Overall Score (%)



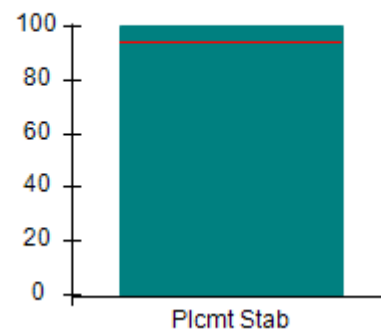
OPM Monitoring Reviews (%)



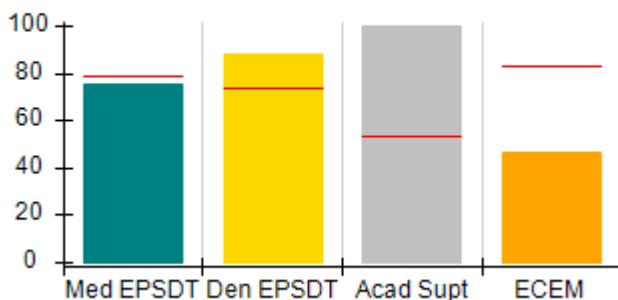
Safety Outcomes (%)



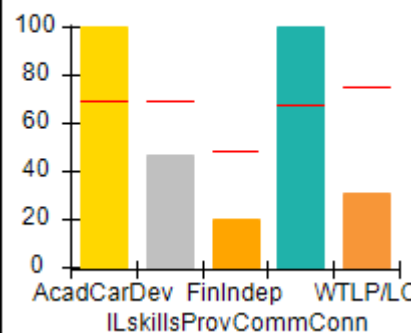
Permanency Outcomes (%)



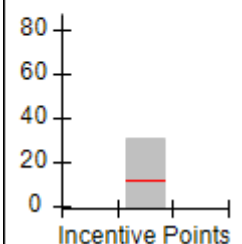
Well-Being Outcomes (%)



ILP/TLP Outcomes (%)



Incentives Earned (Points)





Performance-Based Placement Measures
RBWO Provider GA+SCORECARD - ILP/TLP

Report Quarter: Q2 FY2018

Provider/Program Name: CHRIS 180 Inc. - Summit Trail Boys ILP (4675) - CCI				
2045 Graham Circle, Atlanta, GA 30316		Quarterly Scores (Grades)		Current Quarter Score (Grade)
Phone: 470-606-4156		Q1: 71.11 (C-)	Q2: 80.41 (B-)	80.41% (B-)
Vendor ID# 35283		Q3: N/A	Q4: N/A	
Program Census Information:		# Children in Care During Quarter: 8	# Placements During Quarter: 8	# Children in Care On Last Day: 6
	Avg Performance All ILP/TLPs (%)	Provider Performance (%)*	Possible Points (Weight)	Provider Points Earned
OPM Monitoring Reviews				
Annual Comprehensive Reviews	85%	83%	15	12.45
Safety Reviews	92%	95%	5	4.76
Monitoring Sub-Total			20	17.21
ILP/TLP Safety Outcomes				
Incidence of Maltreatment	0.00%	No Substantiated Reports	3	3.00
Staff Training/Foundations	94%	82%	5	4.10
Staff Safety Checks	90%	100%	5	5.00
Safety Sub-Total			13	12.10
ILP/TLP Permanency Outcomes				
Placement Stability	94%	100%	3	3.00
Permanency Sub-Total			3	3.00
ILP/TLP Well-Being Outcomes				
EPSDT Medical Visits	79%	75%	4	3.00
EPSDT Dental Visits	74%	88%	4	3.52
Academic Supports	53%	100%	2	2.00
Provider ECEM Visits	83%	47%	4	1.88
Placements with Siblings	24%	0%	Not Scored	Not Scored
Placements within Legal County	19%	0%	Not Scored	Not Scored
Well-Being Sub-Total			14	10.40
ILP/TLP Specialty Outcomes				
Academic/Career Development	69%	100%	10	10.00
Ind Living Skills Provision	69%	47%	15	7.05
Financial Independence	48%	20%	5	1.00
Community Connections	67%	100%	5	5.00
WTLP/Life Coach	75%	31%	15	4.65
Specialty Sub-Total			50	27.70

*Performance calculation descriptions can be found in the FY 2018 RBWO PBP Measurements and Standards Guide.

Monitoring & Outcomes: Possible Points = 100	Points Earned = 70.41
---	------------------------------

**Performance-Based Placement Measures**
RBWO Provider GA+SCORECARD - ILP/TLP

Report Quarter: Q2 FY2018

Score Before Incentives Credit	70.41%
Incentives Awarded	10.00 pts
PBP Verification	N/A pts
Total Score	80.41%

Provider/Program Name: CHRIS 180 Inc. - Summit Trail Boys ILP (4675) - CCI				
Program Census Information:		# Children in Care During Quarter: 8	# Placements During Quarter: 8	# Children in Care On Last Day: 6
ILP/TLP Incentive Credits	Avg Performance All ILP/TLPs (Points)	Provider Performance (%)*	Possible Points (Weight)	Provider Points Earned
No DJJ or DOC Involvement		80%	5	4.00
Extended Foster Care Services		0%	5	0.00
Positive Permanency Connections		0%	5	0.00
High School Graduation/College Participation/Professional Certification		63%	20	12.60
Part-Time Employment with Medical Benefits		50%	20	10.00
Living Arrangements at Discharge		0%	20	0.00
Additional Academic Supports		17%	2	0.34
Additional IL Skills Provision		35%	5	1.75
Active Agency Accreditation		50%	4	2.00
Staff Clinical Licensure		10%	5	0.50
Incentives Total	11.77		91	31.19
*Performance calculation descriptions can be found in the FY 2018 RBWO PBP Measurements and Standards Guide.				

Child Protective Services Investigations and Dispositions		
The following investigations data, which is not used for scoring but is considered significant to a provider's performance, is from Georgia SHINES and is not considered final or complete until the end of the fiscal year.		
Total Reports:	0	
Number Screened In:	0	
Number Screened Out:	0	
Number Substantiated:	0	
Number Unsubstantiated:	0	
Number Active CPS Investigations:	0	



Performance-Based Placement Measures

RBWO Provider GA+SCORECARD - ILP/TLP

Report Quarter: Q2 FY2018

Provider/Program Name: CHRIS 180 Inc. - Summit Trail Girls ILP (4674) - CCI

2045 Graham Circle, Atlanta, GA 30316

Phone: 404-327-5820

Vendor ID# 35279

Quarterly Scores (Grades)

Q1: 47.72 (F)

Q2: 89.31 (B+)

Q3: N/A

Q4: N/A

Current Quarter Score (Grade)

89.31%

(B+)

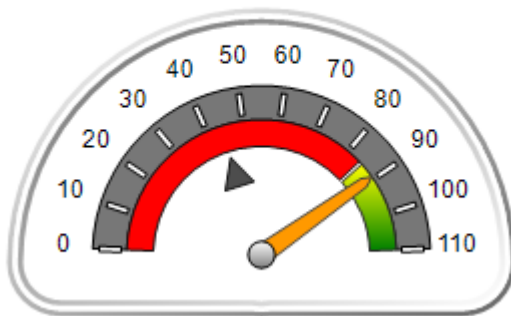
Program Census Information:

Children in Care During
Quarter: 2# Placements During
Quarter: 2# Children in Care On Last
Day: 2

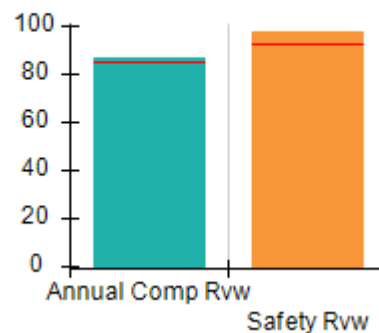
Quarterly Provider Comparisons to All ILP/TLPs

indicates average for all ILP/TLPs

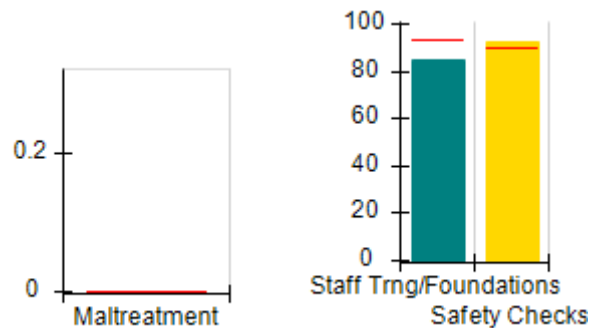
Overall Score (%)



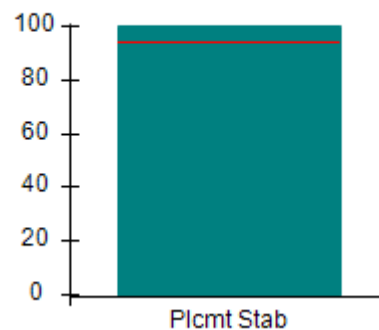
OPM Monitoring Reviews (%)



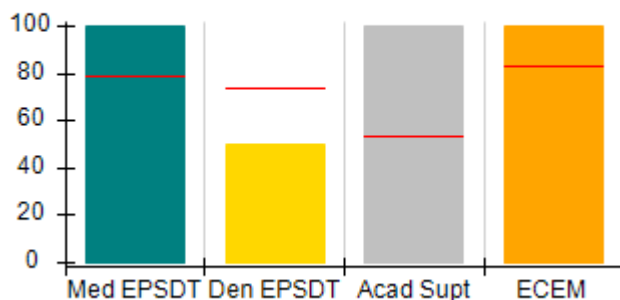
Safety Outcomes (%)



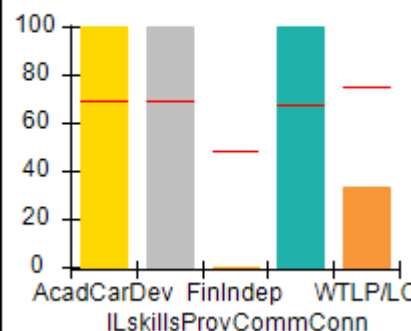
Permanency Outcomes (%)



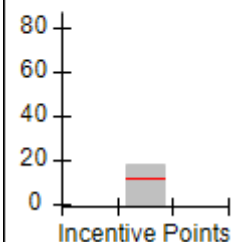
Well-Being Outcomes (%)



ILP/TLP Outcomes (%)



Incentives Earned (Points)





Performance-Based Placement Measures

RBWO Provider GA+SCORECARD - ILP/TLP

Report Quarter: Q2 FY2018

Provider/Program Name: CHRIS 180 Inc. - Summit Trail Girls ILP (4674) - CCI				
2045 Graham Circle, Atlanta, GA 30316 Phone: 404-327-5820 Vendor ID# 35279		Quarterly Scores (Grades)		Current Quarter Score (Grade)
		Q1: 47.72 (F)	Q2: 89.31 (B+)	89.31% (B+)
		Q3: N/A	Q4: N/A	
Program Census Information:		# Children in Care During Quarter: 2	# Placements During Quarter: 2	# Children in Care On Last Day: 2
	Avg Performance All ILP/TLPs (%)	Provider Performance (%)*	Possible Points (Weight)	Provider Points Earned
OPM Monitoring Reviews				
Annual Comprehensive Reviews	85%	87%	15	12.98
Safety Reviews	92%	98%	5	4.88
Monitoring Sub-Total			20	17.86
ILP/TLP Safety Outcomes				
Incidence of Maltreatment	0.00%	Not Eligible		
Staff Training/Foundations	94%	85%	6.5	5.53
Staff Safety Checks	90%	92%	6.5	5.98
Safety Sub-Total			13	11.51
ILP/TLP Permanency Outcomes				
Placement Stability	94%	100%	3	3.00
Permanency Sub-Total			3	3.00
ILP/TLP Well-Being Outcomes				
EPSDT Medical Visits	79%	100%	4	4.00
EPSDT Dental Visits	74%	50%	4	2.00
Academic Supports	53%	100%	2	2.00
Provider ECEM Visits	83%	100%	4	4.00
Placements with Siblings	24%	0%	Not Scored	Not Scored
Placements within Legal County	19%	Not Eligible	Not Scored	Not Scored
Well-Being Sub-Total			14	12.00
ILP/TLP Specialty Outcomes				
Academic/Career Development	69%	100%	10	10.00
Ind Living Skills Provision	69%	100%	15	15.00
Financial Independence	48%	0%	5	0.00
Community Connections	67%	100%	5	5.00
WTLF/Life Coach	75%	33%	15	4.95
Specialty Sub-Total			50	34.95
*Performance calculation descriptions can be found in the FY 2018 RBWO PBP Measurements and Standards Guide.				

Monitoring & Outcomes: Possible Points = 100
Points Earned = 79.31



Performance-Based Placement Measures

RBWO Provider GA+SCORECARD - ILP/TLP

Report Quarter: Q2 FY2018

Score Before Incentives Credit	79.31%
Incentives Awarded	10.00 pts
PBP Verification	N/A pts
Total Score	89.31%

Provider/Program Name: CHRIS 180 Inc. - Summit Trail Girls ILP (4674) - CCI				
Program Census Information:		# Children in Care During Quarter: 2	# Placements During Quarter: 2	# Children in Care On Last Day: 2
ILP/TLP Incentive Credits	Avg Performance All ILP/TLPs (Points)	Provider Performance (%)*	Possible Points (Weight)	Provider Points Earned
No DJJ or DOC Involvement		50%	5	2.50
Extended Foster Care Services		Not Eligible	5	
Positive Permanency Connections		0%	5	0.00
High School Graduation/College Participation/Professional Certification		50%	20	10.00
Part-Time Employment with Medical Benefits		Not Eligible	20	
Living Arrangements at Discharge		Not Eligible	20	
Additional Academic Supports		0%	2	0.00
Additional IL Skills Provision		67%	5	3.35
Active Agency Accreditation		50%	4	2.00
Staff Clinical Licensure		10%	5	0.50
Incentives Total	11.77		91	18.35
*Performance calculation descriptions can be found in the FY 2018 RBWO PBP Measurements and Standards Guide.				

Child Protective Services Investigations and Dispositions		
The following investigations data, which is not used for scoring but is considered significant to a provider's performance, is from Georgia SHINES and is not considered final or complete until the end of the fiscal year.		
Total Reports:	0	
Number Screened In:	0	
Number Screened Out:	0	
Number Substantiated:	0	
Number Unsubstantiated:	0	
Number Active CPS Investigations:	0	



DHS, DFCS, Office of Provider Management
Performance-Based Placement Measures
RBWO Provider GA+SCORECARD - ILP/TLP
Report Quarter: Q2 FY2018



One or more parameters were not specified for the subreport, 'Subreport2', located at:
/PBP_FY2018_ScoreCard_ILPTLP.

**Performance-Based Placement Measures**
RBWO Provider GA+SCORECARD - ILP/TLP

Report Quarter: Q2 FY2018

Provider/Program Name: Devereux GA Treatment Network - Project Plus (4429) - CCI

2740 Tiffany Dr, Marietta, GA 30064

Phone: 678-303-2651

Vendor ID# 35306

Quarterly Scores (Grades)

Q1: 85.68 (B)

Q2: 95.10 (A)

Q3: N/A

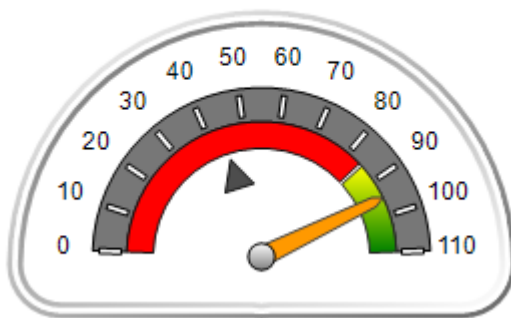
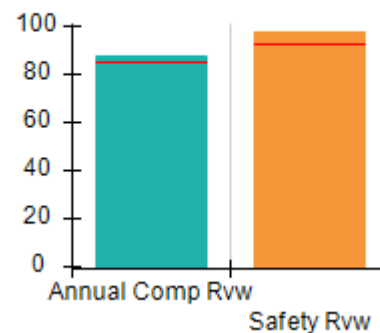
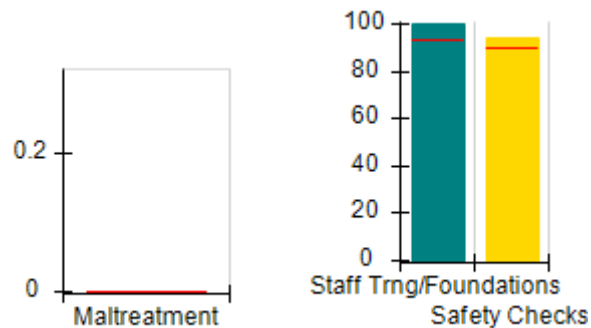
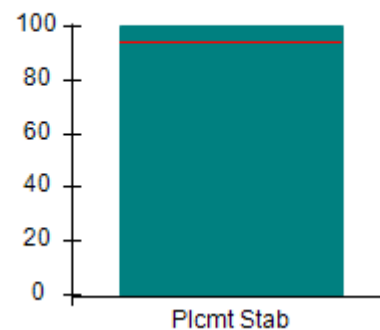
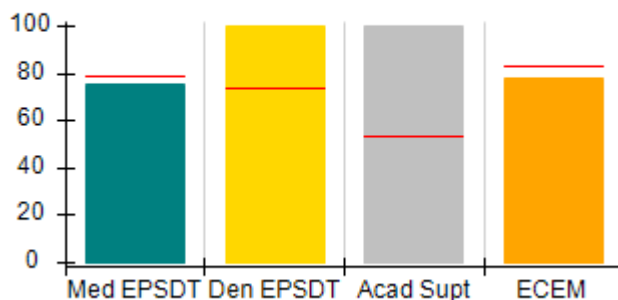
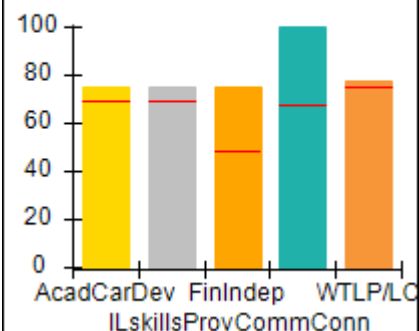
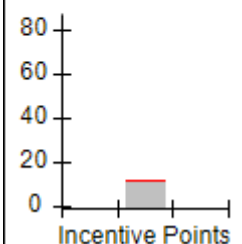
Q4: N/A

Current Quarter Score (Grade)**95.10%****(A)**

Program Census Information:

Children in Care During
Quarter: 5# Placements During
Quarter: 5# Children in Care On Last
Day: 3**Quarterly Provider Comparisons to All ILP/TLPs**

indicates average for all ILP/TLPs

Overall Score (%)**OPM Monitoring Reviews (%)****Safety Outcomes (%)****Permanency Outcomes (%)****Well-Being Outcomes (%)****ILP/TLP Outcomes (%)****Incentives Earned (Points)**



Performance-Based Placement Measures

RBWO Provider GA+SCORECARD - ILP/TLP

Report Quarter: Q2 FY2018

Provider/Program Name: Devereux GA Treatment Network - Project Plus (4429) - CCI				
2740 Tiffany Dr, Marietta, GA 30064		Quarterly Scores (Grades)		Current Quarter Score (Grade)
Phone: 678-303-2651		Q1: 85.68 (B)	Q2: 95.10 (A)	95.10% (A)
Vendor ID# 35306		Q3: N/A	Q4: N/A	
Program Census Information:		# Children in Care During Quarter: 5	# Placements During Quarter: 5	# Children in Care On Last Day: 3
	Avg Performance All ILP/TLPs (%)	Provider Performance (%)*	Possible Points (Weight)	Provider Points Earned
OPM Monitoring Reviews				
Annual Comprehensive Reviews	85%	88%	15	13.19
Safety Reviews	92%	98%	5	4.89
Monitoring Sub-Total			20	18.08
ILP/TLP Safety Outcomes				
Incidence of Maltreatment	0.00%	No Substantiated Reports	3	3.00
Staff Training/Foundations	94%	100%	5	5.00
Staff Safety Checks	90%	94%	5	4.70
Safety Sub-Total			13	12.70
ILP/TLP Permanency Outcomes				
Placement Stability	94%	100%	3	3.00
Permanency Sub-Total			3	3.00
ILP/TLP Well-Being Outcomes				
EPSDT Medical Visits	79%	75%	4	3.00
EPSDT Dental Visits	74%	100%	4	4.00
Academic Supports	53%	100%	2	2.00
Provider ECEM Visits	83%	78%	4	3.12
Placements with Siblings	24%	Not Eligible	Not Scored	Not Scored
Placements within Legal County	19%	0%	Not Scored	Not Scored
Well-Being Sub-Total			14	12.12
ILP/TLP Specialty Outcomes				
Academic/Career Development	69%	75%	10	7.50
Ind Living Skills Provision	69%	75%	15	11.25
Financial Independence	48%	75%	5	3.75
Community Connections	67%	100%	5	5.00
WTLP/Life Coach	75%	78%	15	11.70
Specialty Sub-Total			50	39.20

*Performance calculation descriptions can be found in the FY 2018 RBWO PBP Measurements and Standards Guide.

Monitoring & Outcomes: Possible Points = 100

Points Earned = 85.10



Performance-Based Placement Measures

RBWO Provider GA+SCORECARD - ILP/TLP

Report Quarter: Q2 FY2018

Score Before Incentives Credit	85.10%
Incentives Awarded	10.00 pts
PBP Verification	N/A pts
Total Score	95.10%

Provider/Program Name: Devereux GA Treatment Network - Project Plus (4429) - CCI				
Program Census Information:		# Children in Care During Quarter: 5	# Placements During Quarter: 5	# Children in Care On Last Day: 3
ILP/TLP Incentive Credits	Avg Performance All ILP/TLPs (Points)	Provider Performance (%)*	Possible Points (Weight)	Provider Points Earned
No DJJ or DOC Involvement		88%	5	4.40
Extended Foster Care Services		Not Eligible	5	
Positive Permanency Connections		0%	5	0.00
High School Graduation/College Participation/Professional Certification		0%	20	0.00
Part-Time Employment with Medical Benefits		0%	20	0.00
Living Arrangements at Discharge		0%	20	0.00
Additional Academic Supports		100%	2	2.00
Additional IL Skills Provision		75%	5	3.75
Active Agency Accreditation		50%	4	2.00
Staff Clinical Licensure		0%	5	0.00
Incentives Total	11.77		91	12.15
*Performance calculation descriptions can be found in the FY 2018 RBWO PBP Measurements and Standards Guide.				

Child Protective Services Investigations and Dispositions		
The following investigations data, which is not used for scoring but is considered significant to a provider's performance, is from Georgia SHINES and is not considered final or complete until the end of the fiscal year.		
Total Reports:	0	
Number Screened In:	0	
Number Screened Out:	0	
Number Substantiated:	0	
Number Unsubstantiated:	0	
Number Active CPS Investigations:	0	



Performance-Based Placement Measures

RBWO Provider GA+SCORECARD - ILP/TLP

Report Quarter: Q2 FY2018

Provider/Program Name: Elks Aidmore Children's Center - ILP (5233) - CCI

1105 Lake Point Ln., Stone Mountain, GA 30088

Phone: 770-483-3535

Vendor ID# 144120

Quarterly Scores (Grades)

Q1: 64.62 (D)

Q2: 101.48 (A+)

Q3: N/A

Q4: N/A

Current Quarter Score (Grade)

101.48%

(A+)

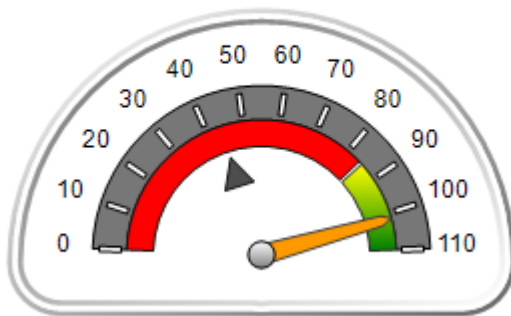
Program Census Information:

Children in Care During
Quarter: 1# Placements During
Quarter: 1# Children in Care On Last
Day: 1

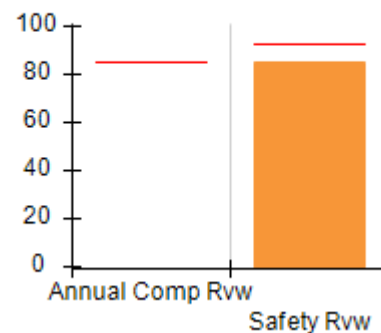
Quarterly Provider Comparisons to All ILP/TLPs

indicates average for all ILP/TLPs

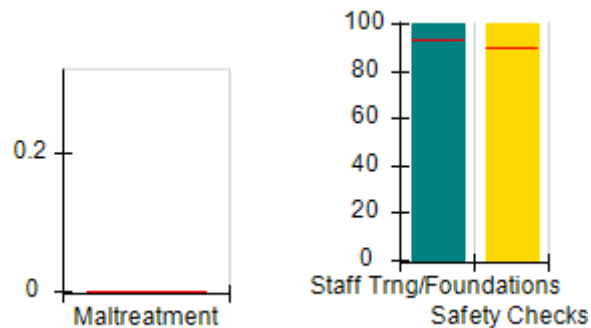
Overall Score (%)



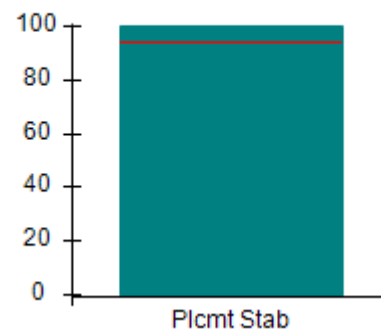
OPM Monitoring Reviews (%)



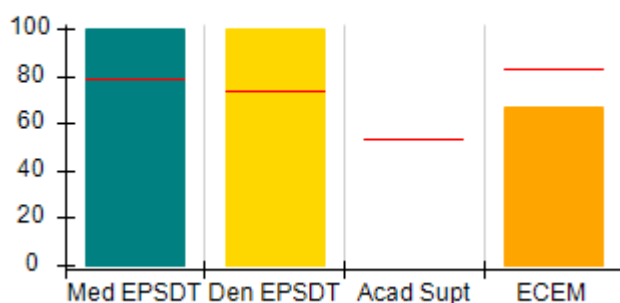
Safety Outcomes (%)



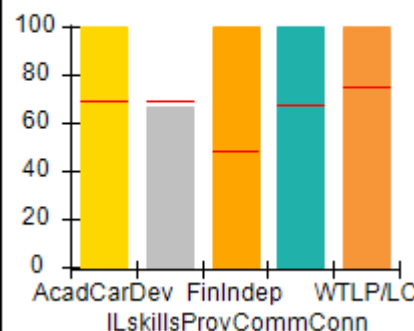
Permanency Outcomes (%)



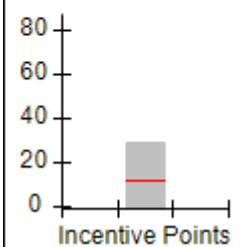
Well-Being Outcomes (%)



ILP/TLP Outcomes (%)



Incentives Earned (Points)





Performance-Based Placement Measures
RBWO Provider GA+SCORECARD - ILP/TLP

Report Quarter: Q2 FY2018

Provider/Program Name: Elks Aidmore Children's Center - ILP (5233) - CCI				
1105 Lake Point Ln., Stone Mountain, GA 30088 Phone: 770-483-3535 Vendor ID# 144120		Quarterly Scores (Grades)		Current Quarter Score (Grade)
		Q1: 64.62 (D)	Q2: 101.48 (A+)	101.48% (A+)
		Q3: N/A	Q4: N/A	
Program Census Information:		# Children in Care During Quarter: 1	# Placements During Quarter: 1	# Children in Care On Last Day: 1
	Avg Performance All ILP/TLPs (%)	Provider Performance (%)*	Possible Points (Weight)	Provider Points Earned
OPM Monitoring Reviews				
Annual Comprehensive Reviews	85%	Not Yet Conducted		
Safety Reviews	92%	85%	5	4.25
Monitoring Sub-Total			5	4.25
ILP/TLP Safety Outcomes				
Incidence of Maltreatment	0.00%	Not Eligible		
Staff Training/Foundations	94%	100%	6.5	6.50
Staff Safety Checks	90%	100%	6.5	6.50
Safety Sub-Total			13	13.00
ILP/TLP Permanency Outcomes				
Placement Stability	94%	100%	3	3.00
Permanency Sub-Total			3	3.00
ILP/TLP Well-Being Outcomes				
EPSDT Medical Visits	79%	100%	4.7	4.55
EPSDT Dental Visits	74%	100%	4.7	4.55
Academic Supports	53%	Not Eligible		
Provider ECEM Visits	83%	67%	4.7	3.13
Placements with Siblings	24%	Not Eligible	Not Scored	Not Scored
Placements within Legal County	19%	Not Eligible	Not Scored	Not Scored
Well-Being Sub-Total			14	12.46
ILP/TLP Specialty Outcomes				
Academic/Career Development	69%	100%	10	10.00
Ind Living Skills Provision	69%	67%	15	10.05
Financial Independence	48%	100%	5	5.00
Community Connections	67%	100%	5	5.00
WTLP/Life Coach	75%	100%	15	15.00
Specialty Sub-Total			50	45.05
*Performance calculation descriptions can be found in the FY 2018 RBWO PBP Measurements and Standards Guide.				

Monitoring & Outcomes: Possible Points = 85

Points Earned = 77.76



Performance-Based Placement Measures

RBWO Provider GA+SCORECARD - ILP/TLP

Report Quarter: Q2 FY2018

Score Before Incentives Credit	91.48%
Incentives Awarded	10.00 pts
PBP Verification	N/A pts
Total Score	101.48%

Provider/Program Name: Elks Aidmore Children's Center - ILP (5233) - CCI				
Program Census Information:		# Children in Care During Quarter: 1	# Placements During Quarter: 1	# Children in Care On Last Day: 1
ILP/TLP Incentive Credits	Avg Performance All ILP/TLPs (Points)	Provider Performance (%)*	Possible Points (Weight)	Provider Points Earned
No DJJ or DOC Involvement		67%	5	3.35
Extended Foster Care Services		Not Eligible	5	
Positive Permanency Connections		0%	5	0.00
High School Graduation/College Participation/Professional Certification		100%	20	20.00
Part-Time Employment with Medical Benefits		Not Eligible	20	
Living Arrangements at Discharge		Not Eligible	20	
Additional Academic Supports		Not Eligible	2	
Additional IL Skills Provision		67%	5	3.35
Active Agency Accreditation		50%	4	2.00
Staff Clinical Licensure		10%	5	0.50
Incentives Total	11.77		91	29.20
*Performance calculation descriptions can be found in the FY 2018 RBWO PBP Measurements and Standards Guide.				

Child Protective Services Investigations and Dispositions		
The following investigations data, which is not used for scoring but is considered significant to a provider's performance, is from Georgia SHINES and is not considered final or complete until the end of the fiscal year.		
Total Reports:	0	
Number Screened In:	0	
Number Screened Out:	0	
Number Substantiated:	0	
Number Unsubstantiated:	0	
Number Active CPS Investigations:	0	



Performance-Based Placement Measures

RBWO Provider GA+SCORECARD - ILP/TLP

Report Quarter: Q2 FY2018

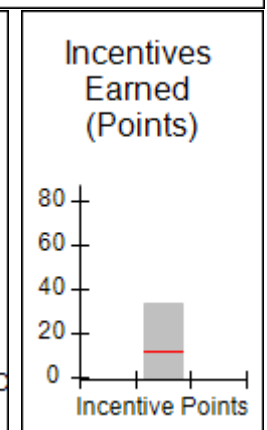
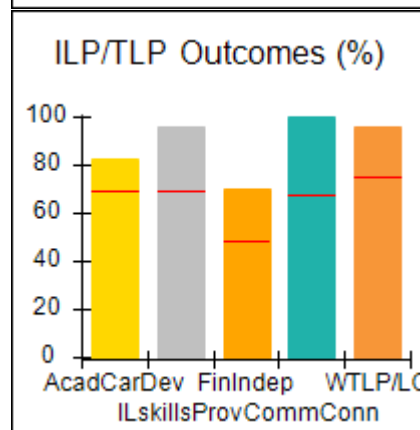
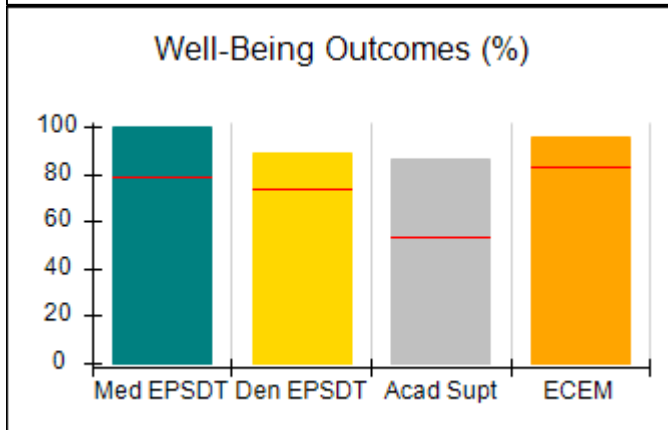
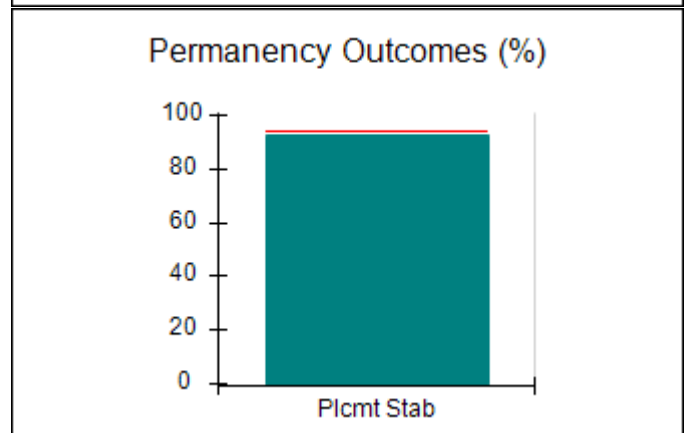
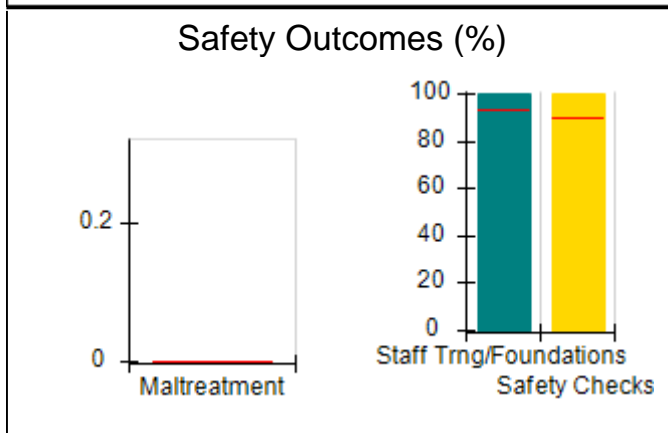
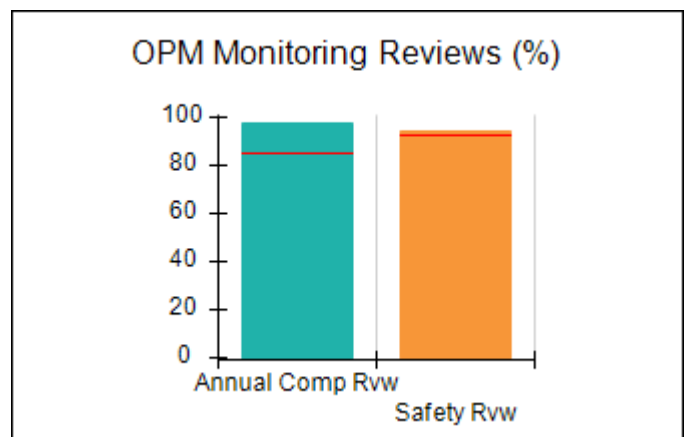
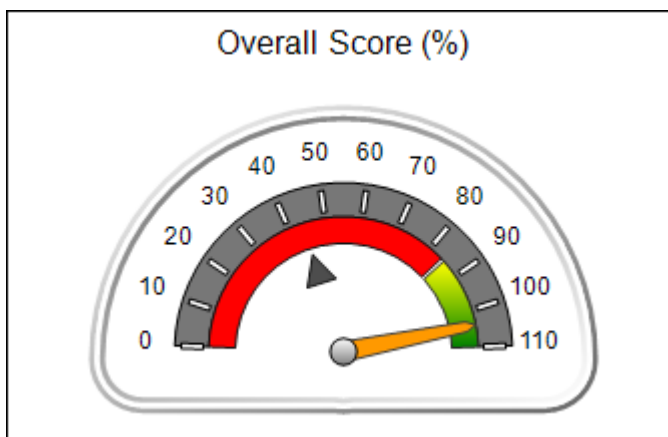
Provider/Program Name: Elks Aidmore Children's Center - Transitional Living Program (629) - CCI

2394 Morrison Rd., Conyers, GA 30094 Phone: 770-483-3535 Vendor ID# 53063	Quarterly Scores (Grades)		Current Quarter Score (Grade)
	Q1: 100.29 (A+)	Q2: 104.12 (A+)	104.12% (A+)
	Q3: N/A	Q4: N/A	

Program Census Information:	# Children in Care During Quarter: 14	# Placements During Quarter: 14	# Children in Care On Last Day: 10
-----------------------------	---------------------------------------	---------------------------------	------------------------------------

Quarterly Provider Comparisons to All ILP/TLPs

▼ — indicates average for all ILP/TLPs





Performance-Based Placement Measures

RBWO Provider GA+SCORECARD - ILP/TLP

Report Quarter: Q2 FY2018

Provider/Program Name: Elks Aidmore Children's Center - Transitional Living Program (629) - CCI				
2394 Morrison Rd., Conyers, GA 30094		Quarterly Scores (Grades)		Current Quarter Score (Grade)
Phone: 770-483-3535		Q1: 100.29 (A+)	Q2: 104.12 (A+)	104.12% (A+)
Vendor ID# 53063		Q3: N/A	Q4: N/A	
Program Census Information:		# Children in Care During Quarter: 14	# Placements During Quarter: 14	# Children in Care On Last Day: 10
	Avg Performance All ILP/TLPs (%)	Provider Performance (%)*	Possible Points (Weight)	Provider Points Earned
OPM Monitoring Reviews				
Annual Comprehensive Reviews	85%	98%	15	14.70
Safety Reviews	92%	94%	5	4.71
Monitoring Sub-Total			20	19.41
ILP/TLP Safety Outcomes				
Incidence of Maltreatment	0.00%	No Substantiated Reports	3	3.00
Staff Training/Foundations	94%	100%	5	5.00
Staff Safety Checks	90%	100%	5	5.00
Safety Sub-Total			13	13.00
ILP/TLP Permanency Outcomes				
Placement Stability	94%	93%	3	2.79
Permanency Sub-Total			3	2.79
ILP/TLP Well-Being Outcomes				
EPSDT Medical Visits	79%	100%	4	4.00
EPSDT Dental Visits	74%	89%	4	3.56
Academic Supports	53%	86%	2	1.72
Provider ECEM Visits	83%	96%	4	3.84
Placements with Siblings	24%	0%	Not Scored	Not Scored
Placements within Legal County	19%	0%	Not Scored	Not Scored
Well-Being Sub-Total			14	13.32
ILP/TLP Specialty Outcomes				
Academic/Career Development	69%	83%	10	8.30
Ind Living Skills Provision	69%	96%	15	14.40
Financial Independence	48%	70%	5	3.50
Community Connections	67%	100%	5	5.00
WTLP/Life Coach	75%	96%	15	14.40
Specialty Sub-Total			50	45.60
*Performance calculation descriptions can be found in the FY 2018 RBWO PBP Measurements and Standards Guide.				



Performance-Based Placement Measures

RBWO Provider GA+SCORECARD - ILP/TLP

Report Quarter: Q2 FY2018

Monitoring & Outcomes:	Possible Points = 100	Points Earned = 94.12
Score Before Incentives Credit		94.12%
Incentives Awarded		10.00 pts
PBP Verification		N/A pts
Total Score		104.12%

Provider/Program Name: Elks Aidmore Children's Center - Transitional Living Program (629) - CCI

Program Census Information:		# Children in Care During Quarter: 14	# Placements During Quarter: 14	# Children in Care On Last Day: 10
ILP/TLP Incentive Credits	Avg Performance All ILP/TLPs (Points)	Provider Performance (%)*	Possible Points (Weight)	Provider Points Earned
No DJJ or DOC Involvement		83%	5	4.15
Extended Foster Care Services		Not Eligible	5	
Positive Permanency Connections		29%	5	1.45
High School Graduation/College Participation/Professional Certification		11%	20	2.20
Part-Time Employment with Medical Benefits		50%	20	10.00
Living Arrangements at Discharge		50%	20	10.00
Additional Academic Supports		62%	2	1.24
Additional IL Skills Provision		85%	5	4.25
Active Agency Accreditation		0%	4	0.00
Staff Clinical Licensure		10%	5	0.50
Incentives Total	11.77		91	33.79

*Performance calculation descriptions can be found in the FY 2018 RBWO PBP Measurements and Standards Guide.

Child Protective Services Investigations and Dispositions

The following investigations data, which is not used for scoring but is considered significant to a provider's performance, is from Georgia SHINES and is not considered final or complete until the end of the fiscal year.

Total Reports:	0
Number Screened In:	0
Number Screened Out:	0
Number Substantiated:	0
Number Unsubstantiated:	0
Number Active CPS Investigations:	0



Performance-Based Placement Measures

RBWO Provider GA+SCORECARD - ILP/TLP

Report Quarter: Q2 FY2018

Provider/Program Name: ENA, Inc., dba NECCO (formerly GA SAFE) - Albany ILP (5171) - CCI

2231 Dawson Road, Albany, GA 31707

Phone: 229-299-5095

Vendor ID# 119959

Quarterly Scores (Grades)		Current Quarter Score (Grade)
Q1: 99.13 (A+)	Q2: 75.63 (C)	75.63% (C)
Q3: N/A	Q4: N/A	

Program Census Information:

Children in Care During Quarter: 14

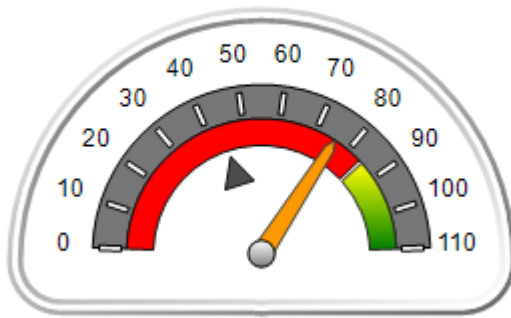
Placements During Quarter: 14

Children in Care On Last Day: 12

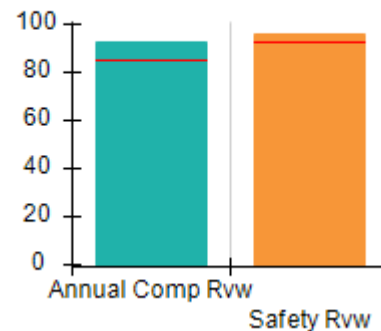
Quarterly Provider Comparisons to All ILP/TLPs

indicates average for all ILP/TLPs

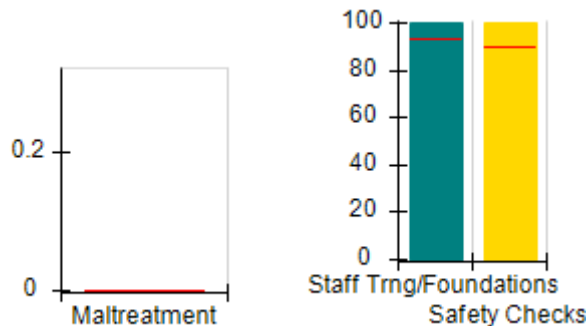
Overall Score (%)



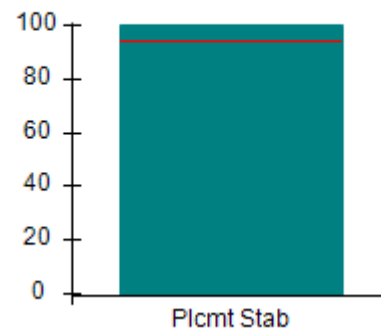
OPM Monitoring Reviews (%)



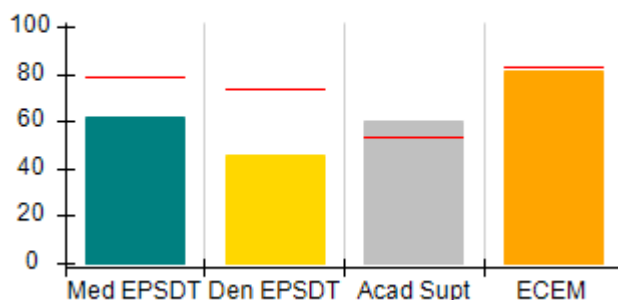
Safety Outcomes (%)



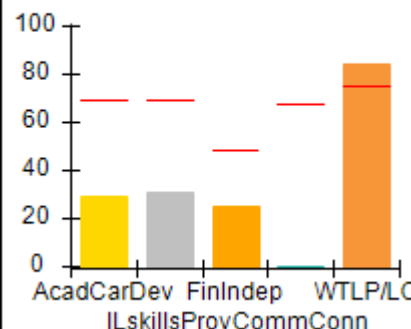
Permanency Outcomes (%)



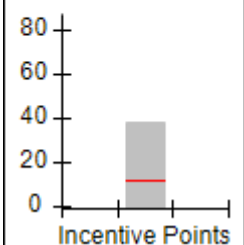
Well-Being Outcomes (%)



ILP/TLP Outcomes (%)



Incentives Earned (Points)





Performance-Based Placement Measures

RBWO Provider GA+SCORECARD - ILP/TLP

Report Quarter: Q2 FY2018

Provider/Program Name: ENA, Inc., dba NECCO (formerly GA SAFE) - Albany ILP (5171) - CCI

2231 Dawson Road, Albany, GA 31707 Phone: 229-299-5095 Vendor ID# 119959	Quarterly Scores (Grades)		Current Quarter Score (Grade)
	Q1: 99.13 (A+)	Q2: 75.63 (C)	75.63% (C)
	Q3: N/A	Q4: N/A	

Program Census Information:	# Children in Care During Quarter: 14	# Placements During Quarter: 14	# Children in Care On Last Day: 12
-----------------------------	---------------------------------------	---------------------------------	------------------------------------

	Avg Performance All ILP/TLPs (%)	Provider Performance (%)*	Possible Points (Weight)	Provider Points Earned
--	----------------------------------	---------------------------	--------------------------	------------------------

OPM Monitoring Reviews

Annual Comprehensive Reviews	85%	92%	15	13.87
Safety Reviews	92%	96%	5	4.80
Monitoring Sub-Total			20	18.67

ILP/TLP Safety Outcomes

Incidence of Maltreatment	0.00%	No Substantiated Reports	3	3.00
Staff Training/Foundations	94%	100%	5	5.00
Staff Safety Checks	90%	100%	5	5.00
Safety Sub-Total			13	13.00

ILP/TLP Permanency Outcomes

Placement Stability	94%	100%	3	3.00
Permanency Sub-Total			3	3.00

ILP/TLP Well-Being Outcomes

EPSDT Medical Visits	79%	62%	4	2.48
EPSDT Dental Visits	74%	46%	4	1.84
Academic Supports	53%	60%	2	1.20
Provider ECEM Visits	83%	81%	4	3.24
Placements with Siblings	24%	0%	Not Scored	Not Scored
Placements within Legal County	19%	50%	Not Scored	Not Scored
Well-Being Sub-Total			14	9.56

ILP/TLP Specialty Outcomes

Academic/Career Development	69%	29%	10	2.90
Ind Living Skills Provision	69%	31%	15	4.65
Financial Independence	48%	25%	5	1.25
Community Connections	67%	0%	5	0.00
WTLP/Life Coach	75%	84%	15	12.60
Specialty Sub-Total			50	21.40

*Performance calculation descriptions can be found in the FY 2018 RBWO PBP Measurements and Standards Guide.



Performance-Based Placement Measures

RBWO Provider GA+SCORECARD - ILP/TLP

Report Quarter: Q2 FY2018

Monitoring & Outcomes:	Possible Points = 100	Points Earned = 65.63
Score Before Incentives Credit		65.63%
Incentives Awarded		10.00 pts
PBP Verification		N/A pts
Total Score		75.63%

Provider/Program Name: ENA, Inc., dba NECCO (formerly GA SAFE) - Albany ILP (5171) - CCI

Program Census Information:		# Children in Care During Quarter: 14	# Placements During Quarter: 14	# Children in Care On Last Day: 12
ILP/TLP Incentive Credits	Avg Performance All ILP/TLPs (Points)	Provider Performance (%)*	Possible Points (Weight)	Provider Points Earned
No DJJ or DOC Involvement		66%	5	3.30
Extended Foster Care Services		Not Eligible	5	
Positive Permanency Connections		0%	5	0.00
High School Graduation/College Participation/Professional Certification		15%	20	3.00
Part-Time Employment with Medical Benefits		50%	20	10.00
Living Arrangements at Discharge		100%	20	20.00
Additional Academic Supports		0%	2	0.00
Additional IL Skills Provision		0%	5	0.00
Active Agency Accreditation		50%	4	2.00
Staff Clinical Licensure		0%	5	0.00
Incentives Total	11.77		91	38.30

*Performance calculation descriptions can be found in the FY 2018 RBWO PBP Measurements and Standards Guide.

Child Protective Services Investigations and Dispositions

The following investigations data, which is not used for scoring but is considered significant to a provider's performance, is from Georgia SHINES and is not considered final or complete until the end of the fiscal year.

Total Reports:	0
Number Screened In:	0
Number Screened Out:	0
Number Substantiated:	0
Number Unsubstantiated:	0
Number Active CPS Investigations:	0



Performance-Based Placement Measures **RBWO Provider GA+SCORECARD - ILP/TLP**

Report Quarter: Q2 FY2018

Provider/Program Name: ENA, Inc., dba NECCO (formerly GA SAFE) - Jonesboro ILP (5136) - CCI

9556 Tara Blvd., Jonesboro, GA 30236

Phone: 678-610-1933

Vendor ID# 114043

Quarterly Scores (Grades)

Current Quarter Score (Grade)

Q1: 79.89 (C+)

Q2: 83.25 (B-)

83.25%

Q3: N/A

Q4: N/A

(B-)

Program Census Information:

Children in Care During Quarter: 33

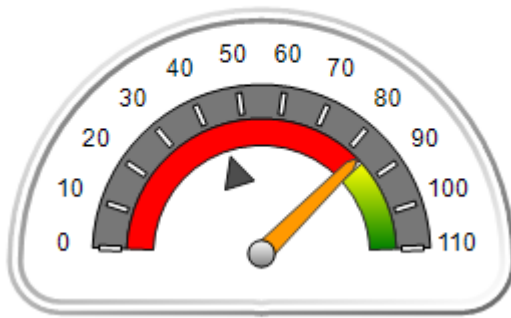
Placements During Quarter: 34

Children in Care On Last Day: 29

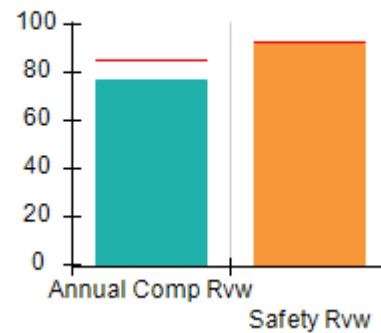
Quarterly Provider Comparisons to All ILP/TLPs

▼ — indicates average for all ILP/TLPs

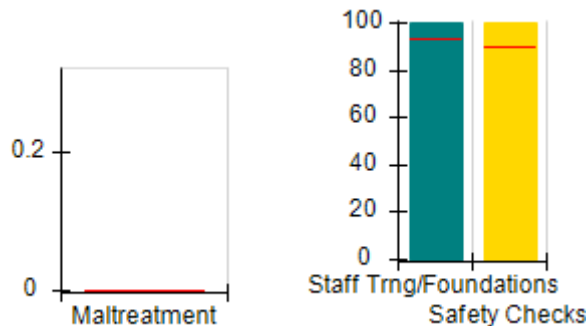
Overall Score (%)



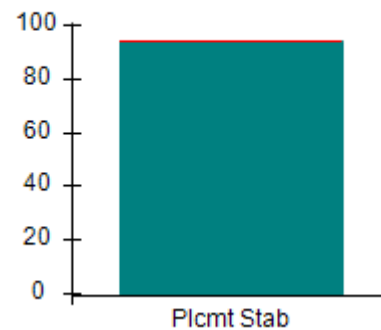
OPM Monitoring Reviews (%)



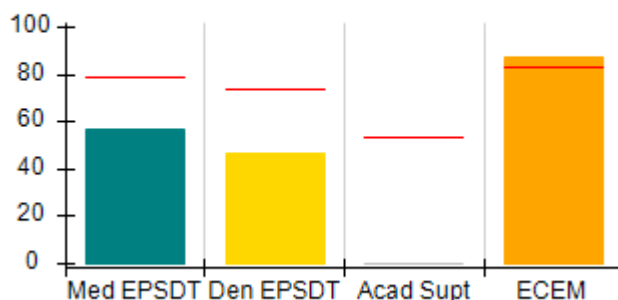
Safety Outcomes (%)



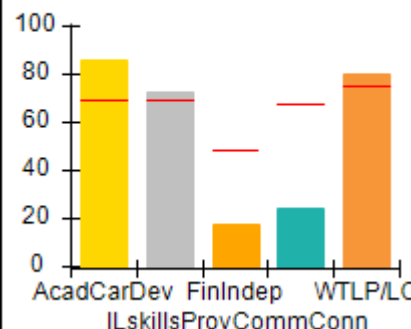
Permanency Outcomes (%)



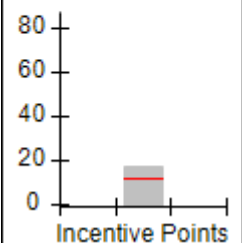
Well-Being Outcomes (%)



ILP/TLP Outcomes (%)



Incentives Earned (Points)





Performance-Based Placement Measures
RBWO Provider GA+SCORECARD - ILP/TLP

Report Quarter: Q2 FY2018

Provider/Program Name: ENA, Inc., dba NECCO (formerly GA SAFE) - Jonesboro ILP (5136) - CCI				
9556 Tara Blvd., Jonesboro, GA 30236		Quarterly Scores (Grades)		Current Quarter Score (Grade)
Phone: 678-610-1933		Q1: 79.89 (C+)	Q2: 83.25 (B-)	83.25%
Vendor ID# 114043		Q3: N/A	Q4: N/A	(B-)
Program Census Information:		# Children in Care During Quarter: 33	# Placements During Quarter: 34	# Children in Care On Last Day: 29
	Avg Performance All ILP/TLPs (%)	Provider Performance (%)*	Possible Points (Weight)	Provider Points Earned
OPM Monitoring Reviews				
Annual Comprehensive Reviews	85%	77%	15	11.51
Safety Reviews	92%	92%	5	4.61
Monitoring Sub-Total			20	16.11
ILP/TLP Safety Outcomes				
Incidence of Maltreatment	0.00%	Not Eligible		
Staff Training/Foundations	94%	100%	6.5	6.50
Staff Safety Checks	90%	100%	6.5	6.50
Safety Sub-Total			13	13.00
ILP/TLP Permanency Outcomes				
Placement Stability	94%	94%	3	2.82
Permanency Sub-Total			3	2.82
ILP/TLP Well-Being Outcomes				
EPSDT Medical Visits	79%	57%	4	2.28
EPSDT Dental Visits	74%	47%	4	1.88
Academic Supports	53%	0%	2	0.00
Provider ECEM Visits	83%	87%	4	3.48
Placements with Siblings	24%	Not Eligible	Not Scored	Not Scored
Placements within Legal County	19%	0%	Not Scored	Not Scored
Well-Being Sub-Total			14	7.72
ILP/TLP Specialty Outcomes				
Academic/Career Development	69%	86%	10	8.60
Ind Living Skills Provision	69%	73%	15	10.95
Financial Independence	48%	17%	5	0.85
Community Connections	67%	24%	5	1.20
WTLP/Life Coach	75%	80%	15	12.00
Specialty Sub-Total			50	33.60
*Performance calculation descriptions can be found in the FY 2018 RBWO PBP Measurements and Standards Guide.				

Monitoring & Outcomes: Possible Points = 100

Points Earned = 73.25



Performance-Based Placement Measures

RBWO Provider GA+SCORECARD - ILP/TLP

Report Quarter: Q2 FY2018

Score Before Incentives Credit	73.25%
Incentives Awarded	10.00 pts
PBP Verification	N/A pts
Total Score	83.25%

Provider/Program Name: ENA, Inc., dba NECCO (formerly GA SAFE) - Jonesboro ILP (5136) - CCI

Program Census Information:		# Children in Care During Quarter: 33	# Placements During Quarter: 34	# Children in Care On Last Day: 29
ILP/TLP Incentive Credits	Avg Performance All ILP/TLPs (Points)	Provider Performance (%)*	Possible Points (Weight)	Provider Points Earned
No DJJ or DOC Involvement		91%	5	4.55
Extended Foster Care Services		Not Eligible	5	
Positive Permanency Connections		0%	5	0.00
High School Graduation/College Participation/Professional Certification		33%	20	6.60
Part-Time Employment with Medical Benefits		17%	20	3.40
Living Arrangements at Discharge		0%	20	0.00
Additional Academic Supports		0%	2	0.00
Additional IL Skills Provision		21%	5	1.05
Active Agency Accreditation		50%	4	2.00
Staff Clinical Licensure		0%	5	0.00
Incentives Total	11.77		91	17.60

*Performance calculation descriptions can be found in the FY 2018 RBWO PBP Measurements and Standards Guide.

Child Protective Services Investigations and Dispositions

The following investigations data, which is not used for scoring but is considered significant to a provider's performance, is from Georgia SHINES and is not considered final or complete until the end of the fiscal year.

Total Reports:	0	
Number Screened In:	0	
Number Screened Out:	0	
Number Substantiated:	0	
Number Unsubstantiated:	0	
Number Active CPS Investigations:	0	



Performance-Based Placement Measures RBWO Provider GA+SCORECARD - ILP/TLP

Report Quarter: Q2 FY2018

Provider/Program Name: ENA, Inc., dba NECCO (formerly GA SAFE) - Macon ILP (5172) - CCI

150 North Crest Blvd, Macon, GA 31210

Phone: 478-254-2902

Vendor ID# 92617

Quarterly Scores (Grades)

Current Quarter Score (Grade)

Q1: 60.29 (D-)

Q2: 66.62 (D)

66.62%

Q3: N/A

Q4: N/A

(D)

Program Census Information:

Children in Care During
Quarter: 23

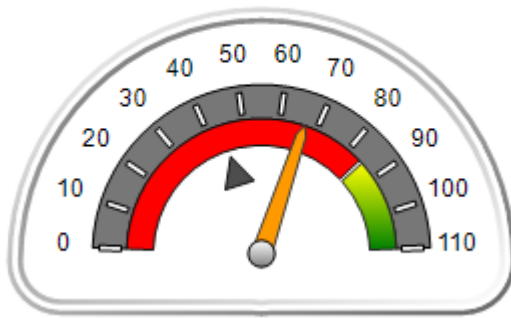
Placements During
Quarter: 23

Children in Care On Last
Day: 18

Quarterly Provider Comparisons to All ILP/TLPs

▼ indicates average for all ILP/TLPs

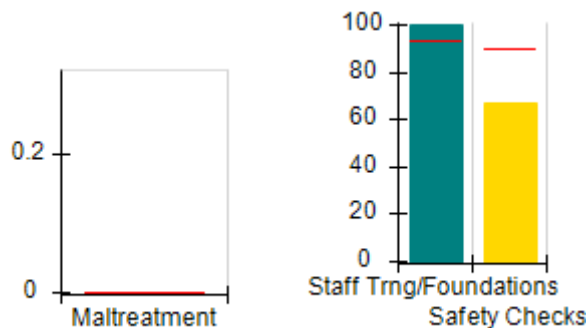
Overall Score (%)



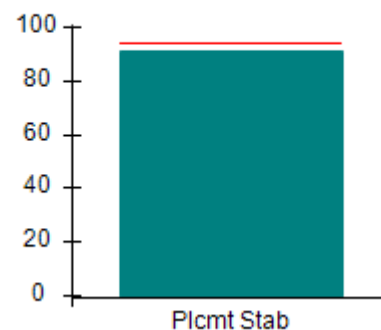
OPM Monitoring Reviews (%)



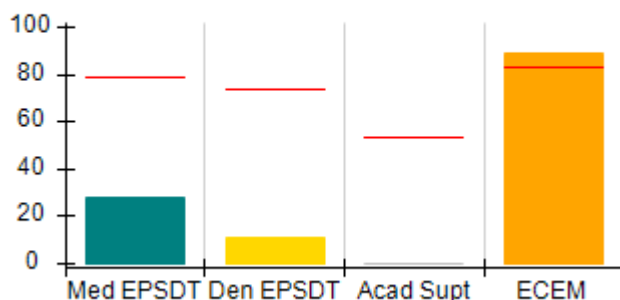
Safety Outcomes (%)



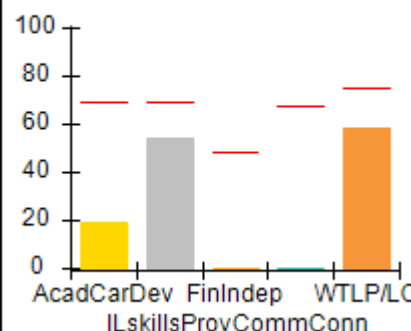
Permanency Outcomes (%)



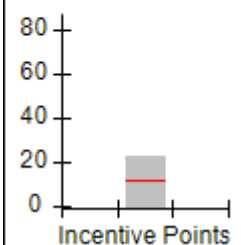
Well-Being Outcomes (%)



ILP/TLP Outcomes (%)



Incentives
Earned
(Points)





Performance-Based Placement Measures

RBWO Provider GA+SCORECARD - ILP/TLP

Report Quarter: Q2 FY2018

Provider/Program Name: ENA, Inc., dba NECCO (formerly GA SAFE) - Macon ILP (5172) - CCI

150 North Crest Blvd, Macon, GA 31210 Phone: 478-254-2902 Vendor ID# 92617	Quarterly Scores (Grades)		Current Quarter Score (Grade)
	Q1: 60.29 (D-)	Q2: 66.62 (D)	66.62% (D)
	Q3: N/A	Q4: N/A	

Program Census Information:	# Children in Care During Quarter: 23	# Placements During Quarter: 23	# Children in Care On Last Day: 18
-----------------------------	---------------------------------------	---------------------------------	------------------------------------

	Avg Performance All ILP/TLPs (%)	Provider Performance (%)*	Possible Points (Weight)	Provider Points Earned
--	----------------------------------	---------------------------	--------------------------	------------------------

OPM Monitoring Reviews

Annual Comprehensive Reviews	85%	91%	15	13.72
Safety Reviews	92%	100%	5	5.00
Monitoring Sub-Total			20	18.72

ILP/TLP Safety Outcomes

Incidence of Maltreatment	0.00%	No Substantiated Reports	3	3.00
Staff Training/Foundations	94%	100%	5	5.00
Staff Safety Checks	90%	67%	5	3.35
Safety Sub-Total			13	11.35

ILP/TLP Permanency Outcomes

Placement Stability	94%	91%	3	2.73
Permanency Sub-Total			3	2.73

ILP/TLP Well-Being Outcomes

EPSDT Medical Visits	79%	28%	4	1.12
EPSDT Dental Visits	74%	11%	4	0.44
Academic Supports	53%	0%	2	0.00
Provider ECEM Visits	83%	89%	4	3.56
Placements with Siblings	24%	Not Eligible	Not Scored	Not Scored
Placements within Legal County	19%	0%	Not Scored	Not Scored
Well-Being Sub-Total			14	5.12

ILP/TLP Specialty Outcomes

Academic/Career Development	69%	19%	10	1.90
Ind Living Skills Provision	69%	54%	15	8.10
Financial Independence	48%	0%	5	0.00
Community Connections	67%	0%	5	0.00
WTLP/Life Coach	75%	58%	15	8.70
Specialty Sub-Total			50	18.70

*Performance calculation descriptions can be found in the FY 2018 RBWO PBP Measurements and Standards Guide.



Performance-Based Placement Measures

RBWO Provider GA+SCORECARD - ILP/TLP

Report Quarter: Q2 FY2018

Monitoring & Outcomes:	Possible Points = 100	Points Earned = 56.62
Score Before Incentives Credit		56.62%
Incentives Awarded		10.00 pts
PBP Verification		N/A pts
Total Score		66.62%

Provider/Program Name: ENA, Inc., dba NECCO (formerly GA SAFE) - Macon ILP (5172) - CCI

Program Census Information:		# Children in Care During Quarter: 23	# Placements During Quarter: 23	# Children in Care On Last Day: 18
ILP/TLP Incentive Credits	Avg Performance All ILP/TLPs (Points)	Provider Performance (%)*	Possible Points (Weight)	Provider Points Earned
No DJJ or DOC Involvement		100%	5	5.00
Extended Foster Care Services		Not Eligible	5	
Positive Permanency Connections		0%	5	0.00
High School Graduation/College Participation/Professional Certification		47%	20	9.40
Part-Time Employment with Medical Benefits		33%	20	6.60
Living Arrangements at Discharge		0%	20	0.00
Additional Academic Supports		0%	2	0.00
Additional IL Skills Provision		2%	5	0.10
Active Agency Accreditation		50%	4	2.00
Staff Clinical Licensure		0%	5	0.00
Incentives Total	11.77		91	23.10

*Performance calculation descriptions can be found in the FY 2018 RBWO PBP Measurements and Standards Guide.

Child Protective Services Investigations and Dispositions

The following investigations data, which is not used for scoring but is considered significant to a provider's performance, is from Georgia SHINES and is not considered final or complete until the end of the fiscal year.

Total Reports:	0
Number Screened In:	0
Number Screened Out:	0
Number Substantiated:	0
Number Unsubstantiated:	0
Number Active CPS Investigations:	0



Performance-Based Placement Measures

RBWO Provider GA+SCORECARD - ILP/TLP

Report Quarter: Q2 FY2018

Provider/Program Name: ENA, Inc., dba NECCO (formerly GA SAFE) - Martinez ILP (5137) - CCI

4424 Columbia Rd., Martinez, GA 30907

Phone: 706-210-3435

Vendor ID# 114072

Quarterly Scores (Grades)		Current Quarter Score (Grade)
Q1: 64.85 (D)	Q2: 86.02 (B)	86.02% (B)
Q3: N/A	Q4: N/A	

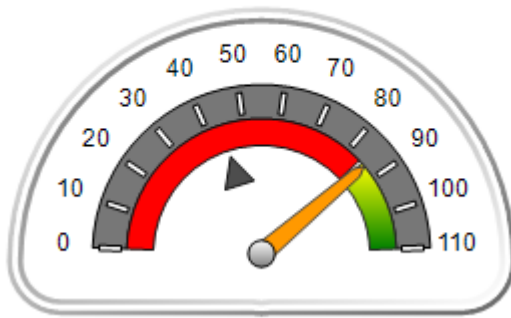
Program Census Information:

Children in Care During
Quarter: 13# Placements During
Quarter: 13# Children in Care On Last
Day: 10

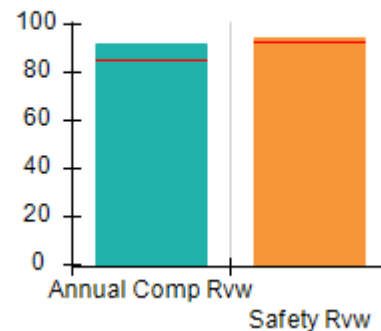
Quarterly Provider Comparisons to All ILP/TLPs

indicates average for all ILP/TLPs

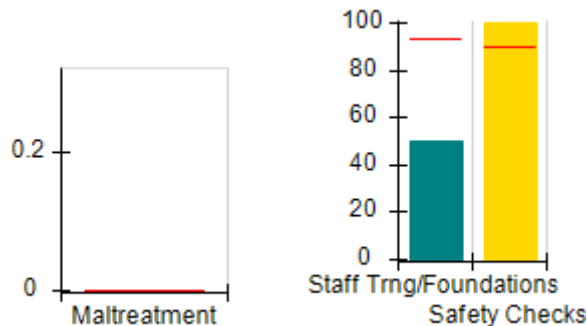
Overall Score (%)



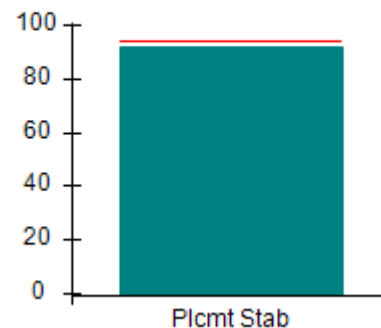
OPM Monitoring Reviews (%)



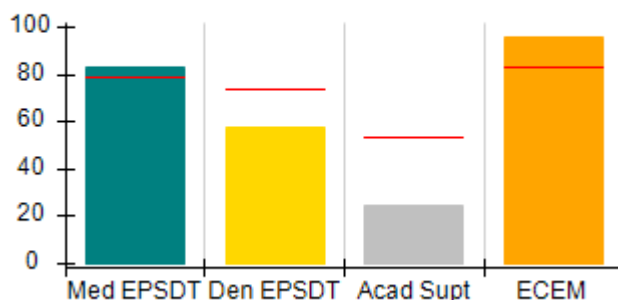
Safety Outcomes (%)



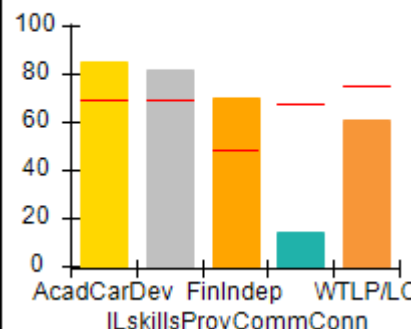
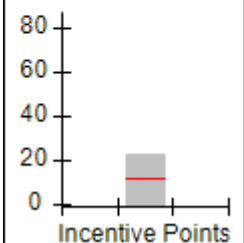
Permanency Outcomes (%)



Well-Being Outcomes (%)



ILP/TLP Outcomes (%)

Incentives
Earned
(Points)



Performance-Based Placement Measures

RBWO Provider GA+SCORECARD - ILP/TLP

Report Quarter: Q2 FY2018

Provider/Program Name: ENA, Inc., dba NECCO (formerly GA SAFE) - Martinez ILP (5137) - CCI

4424 Columbia Rd., Martinez, GA 30907 Phone: 706-210-3435 Vendor ID# 114072	Quarterly Scores (Grades)		Current Quarter Score (Grade)
	Q1: 64.85 (D)	Q2: 86.02 (B)	86.02%
	Q3: N/A	Q4: N/A	(B)

Program Census Information:	# Children in Care During Quarter: 13	# Placements During Quarter: 13	# Children in Care On Last Day: 10
-----------------------------	---------------------------------------	---------------------------------	------------------------------------

	Avg Performance All ILP/TLPs (%)	Provider Performance (%)*	Possible Points (Weight)	Provider Points Earned
--	---	----------------------------------	---------------------------------	-------------------------------

OPM Monitoring Reviews

Annual Comprehensive Reviews	85%	92%	15	13.73
Safety Reviews	92%	95%	5	4.74
Monitoring Sub-Total			20	18.47

ILP/TLP Safety Outcomes

Incidence of Maltreatment	0.00%	No Substantiated Reports	3	3.00
Staff Training/Foundations	94%	50%	5	2.50
Staff Safety Checks	90%	100%	5	5.00
Safety Sub-Total			13	10.50

ILP/TLP Permanency Outcomes

Placement Stability	94%	92%	3	2.76
Permanency Sub-Total			3	2.76

ILP/TLP Well-Being Outcomes

EPSDT Medical Visits	79%	83%	4	3.32
EPSDT Dental Visits	74%	58%	4	2.32
Academic Supports	53%	25%	2	0.50
Provider ECEM Visits	83%	96%	4	3.84
Placements with Siblings	24%	67%	Not Scored	Not Scored
Placements within Legal County	19%	0%	Not Scored	Not Scored
Well-Being Sub-Total			14	10.14

ILP/TLP Specialty Outcomes

Academic/Career Development	69%	85%	10	8.50
Ind Living Skills Provision	69%	82%	15	12.30
Financial Independence	48%	70%	5	3.50
Community Connections	67%	14%	5	0.70
WTLP/Life Coach	75%	61%	15	9.15
Specialty Sub-Total			50	34.15

*Performance calculation descriptions can be found in the FY 2018 RBWO PBP Measurements and Standards Guide.



Performance-Based Placement Measures

RBWO Provider GA+SCORECARD - ILP/TLP

Report Quarter: Q2 FY2018

Monitoring & Outcomes:	Possible Points = 100	Points Earned = 76.02
Score Before Incentives Credit		76.02%
Incentives Awarded		10.00 pts
PBP Verification		N/A pts
Total Score		86.02%

Provider/Program Name: ENA, Inc., dba NECCO (formerly GA SAFE) - Martinez ILP (5137) - CCI

Program Census Information:		# Children in Care During Quarter: 13	# Placements During Quarter: 13	# Children in Care On Last Day: 10
ILP/TLP Incentive Credits	Avg Performance All ILP/TLPs (Points)	Provider Performance (%)*	Possible Points (Weight)	Provider Points Earned
No DJJ or DOC Involvement		100%	5	5.00
Extended Foster Care Services		0%	5	0.00
Positive Permanency Connections		0%	5	0.00
High School Graduation/College Participation/Professional Certification		33%	20	6.60
Part-Time Employment with Medical Benefits		0%	20	0.00
Living Arrangements at Discharge		33%	20	6.60
Additional Academic Supports		0%	2	0.00
Additional IL Skills Provision		36%	5	1.80
Active Agency Accreditation		50%	4	2.00
Staff Clinical Licensure		10%	5	0.50
Incentives Total	11.77		91	22.50

*Performance calculation descriptions can be found in the FY 2018 RBWO PBP Measurements and Standards Guide.

Child Protective Services Investigations and Dispositions

The following investigations data, which is not used for scoring but is considered significant to a provider's performance, is from Georgia SHINES and is not considered final or complete until the end of the fiscal year.

Total Reports:	0
Number Screened In:	0
Number Screened Out:	0
Number Substantiated:	0
Number Unsubstantiated:	0
Number Active CPS Investigations:	0



Performance-Based Placement Measures

RBWO Provider GA+SCORECARD - ILP/TLP

Report Quarter: Q2 FY2018

Provider/Program Name: Exquisite Care - ILP (5195) - CCI

9220 Grady Dr., Jonesboro, GA 30238

Phone: 770-580-0542

Vendor ID# 125387

Quarterly Scores (Grades)

Current Quarter Score (Grade)

Q1: 68.67 (D+)

Q2: 95.06 (A)

95.06%

Q3: N/A

Q4: N/A

(A)

Program Census Information:

Children in Care During Quarter: 0

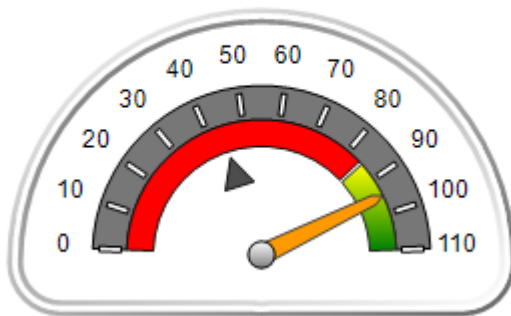
Placements During Quarter: 0

Children in Care On Last Day: 0

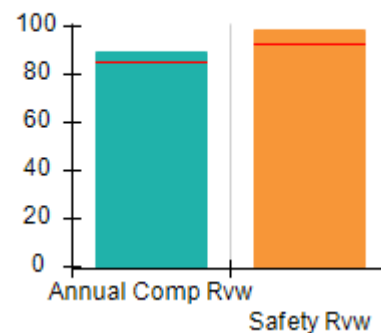
Quarterly Provider Comparisons to All ILP/TLPs

indicates average for all ILP/TLPs

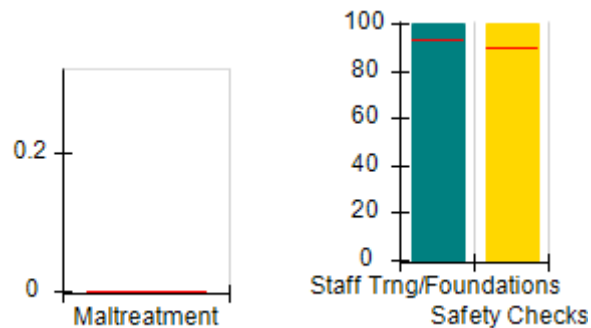
Overall Score (%)



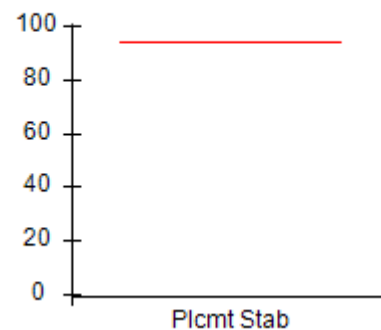
OPM Monitoring Reviews (%)



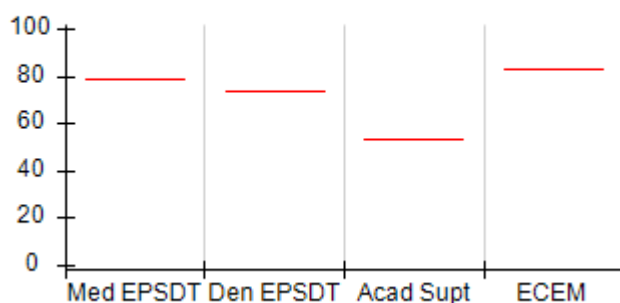
Safety Outcomes (%)



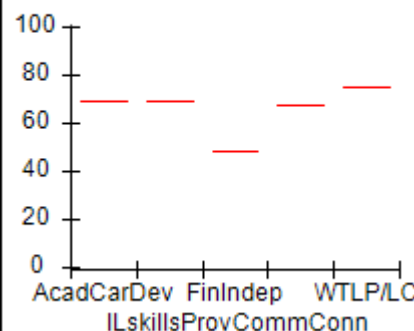
Permanency Outcomes (%)



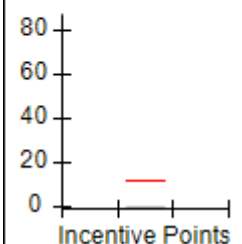
Well-Being Outcomes (%)



ILP/TLP Outcomes (%)



Incentives Earned (Points)





Performance-Based Placement Measures

RBWO Provider GA+SCORECARD - ILP/TLP

Report Quarter: Q2 FY2018

Provider/Program Name: Exquisite Care - ILP (5195) - CCI

9220 Grady Dr., Jonesboro, GA 30238

Phone: 770-580-0542

Vendor ID# 125387

Quarterly Scores (Grades)

Q1: 68.67 (D+)

Q2: 95.06 (A)

Q3: N/A

Q4: N/A

Current Quarter Score (Grade)

**95.06%
(A)**

Program Census Information:

Children in Care During
Quarter: 0

Placements During
Quarter: 0

Children in Care On
Last Day: 0

	Avg Performance All ILP/TLPs (%)	Provider Performance (%)*	Possible Points (Weight)	Provider Points Earned
OPM Monitoring Reviews				
Annual Comprehensive Reviews	85%	90%	15	13.45
Safety Reviews	92%	98%	5	4.92
Monitoring Sub-Total			20	18.37
ILP/TLP Safety Outcomes				
Incidence of Maltreatment	0.00%	Not Eligible		
Staff Training/Foundations	94%	100%	6.5	6.50
Staff Safety Checks	90%	100%	6.5	6.50
Safety Sub-Total			13	13.00
ILP/TLP Permanency Outcomes				
Placement Stability	94%	Not Eligible		
Permanency Sub-Total			N/A	
ILP/TLP Well-Being Outcomes				
EPSDT Medical Visits	79%	Not Eligible		
EPSDT Dental Visits	74%	Not Eligible		
Academic Supports	53%	Not Eligible		
Provider ECEM Visits	83%	Not Eligible		
Placements with Siblings	24%	Not Eligible	Not Scored	Not Scored
Placements within Legal County	19%	Not Eligible	Not Scored	Not Scored
Well-Being Sub-Total			N/A	
ILP/TLP Specialty Outcomes				
Academic/Career Development	69%	Not Eligible		
Ind Living Skills Provision	69%	Not Eligible		
Financial Independence	48%	Not Eligible		
Community Connections	67%	Not Eligible		
WTLP/Life Coach	75%	Not Eligible		
Specialty Sub-Total			N/A	

*Performance calculation descriptions can be found in the FY 2018 RBWO PBP Measurements and Standards Guide.

Monitoring & Outcomes: Possible Points = 33

Points Earned = 31.37



Performance-Based Placement Measures

RBWO Provider GA+SCORECARD - ILP/TLP

Report Quarter: Q2 FY2018

Score Before Incentives Credit	95.06%
Incentives Awarded	00.00 pts
PBP Verification	N/A pts
Total Score	95.06%

Provider/Program Name: Exquisite Care - ILP (5195) - CCI				
Program Census Information:		# Children in Care During Quarter: 0	# Placements During Quarter: 0	# Children in Care On Last Day: 0
ILP/TLP Incentive Credits	Avg Performance All ILP/TLPs (Points)	Provider Performance (%)*	Possible Points (Weight)	Provider Points Earned
No DJJ or DOC Involvement		Not Eligible	5	
Extended Foster Care Services		Not Eligible	5	
Positive Permanency Connections		Not Eligible	5	
High School Graduation/College Participation/Professional Certification		Not Eligible	20	
Part-Time Employment with Medical Benefits		Not Eligible	20	
Living Arrangements at Discharge		Not Eligible	20	
Additional Academic Supports		Not Eligible	2	
Additional IL Skills Provision		Not Eligible	5	
Active Agency Accreditation		0%	4	0.00
Staff Clinical Licensure		0%	5	0.00
Incentives Total	11.77		91	0.00

*Performance calculation descriptions can be found in the FY 2018 RBWO PBP Measurements and Standards Guide.

Child Protective Services Investigations and Dispositions		
The following investigations data, which is not used for scoring but is considered significant to a provider's performance, is from Georgia SHINES and is not considered final or complete until the end of the fiscal year.		
Total Reports:	0	
Number Screened In:	0	
Number Screened Out:	0	
Number Substantiated:	0	
Number Unsubstantiated:	0	
Number Active CPS Investigations:	0	

**Performance-Based Placement Measures**
RBWO Provider GA+SCORECARD - ILP/TLP

Report Quarter: Q2 FY2018

Provider/Program Name: Exquisite Care - ILP 2 (5240) - CCI

100 Chase Ridge Dr., Riverdale, GA 30296

Phone: 770-580-0542

Vendor ID# 143545

Program Census Information:

Children in Care During
Quarter: 5# Placements During
Quarter: 5# Children in Care On Last
Day: 5**Quarterly Scores (Grades)****Current Quarter Score
(Grade)**

Q1: 63.26 (D-)

Q2: 75.98 (C)

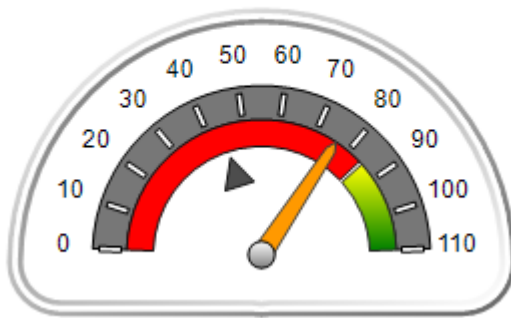
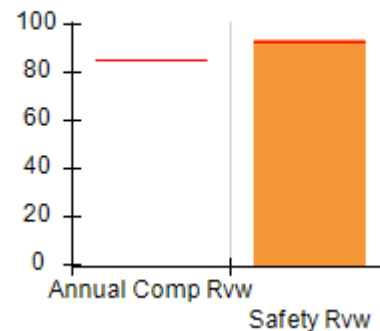
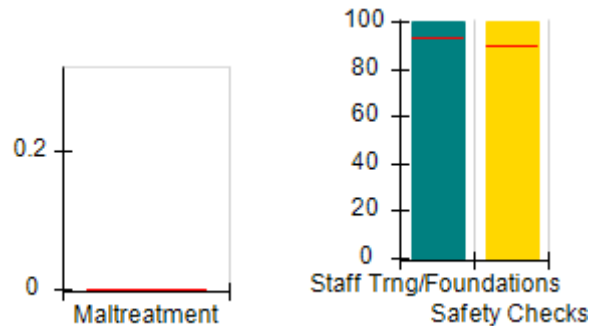
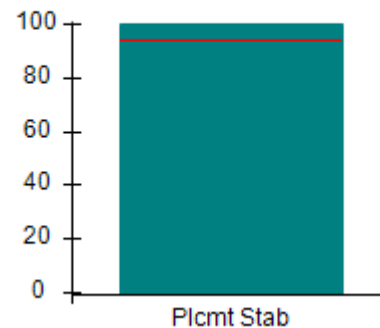
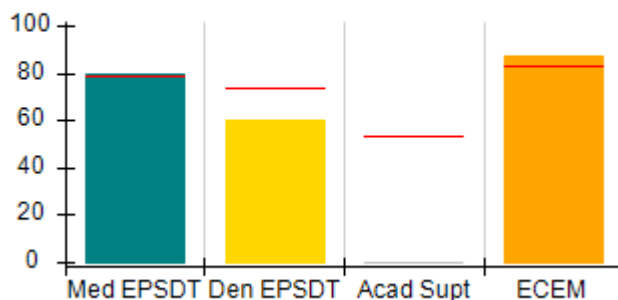
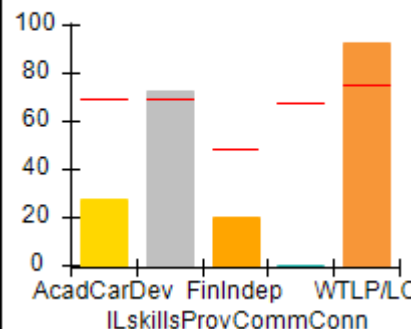
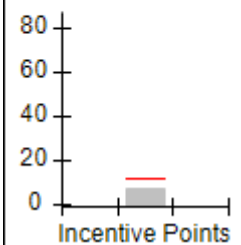
75.98%

Q3: N/A

Q4: N/A

(C)**Quarterly Provider Comparisons to All ILP/TLPs**

▼ — indicates average for all ILP/TLPs

Overall Score (%)**OPM Monitoring Reviews (%)****Safety Outcomes (%)****Permanency Outcomes (%)****Well-Being Outcomes (%)****ILP/TLP Outcomes (%)****Incentives
Earned
(Points)**



Performance-Based Placement Measures

RBWO Provider GA+SCORECARD - ILP/TLP

Report Quarter: Q2 FY2018

Provider/Program Name: Exquisite Care - ILP 2 (5240) - CCI

100 Chase Ridge Dr., Riverdale, GA 30296

Phone: 770-580-0542

Vendor ID# 143545

Quarterly Scores (Grades)

Q1: 63.26 (D-)

Q2: 75.98 (C)

Q3: N/A

Q4: N/A

Current Quarter Score (Grade)**75.98%**
(C)

Program Census Information:

Children in Care During
Quarter: 5# Placements During
Quarter: 5# Children in Care On
Last Day: 5**Avg
Performance All
ILP/TLPs (%)****Provider
Performance (%)*****Possible Points
(Weight)****Provider Points
Earned****OPM Monitoring Reviews**

Annual Comprehensive Reviews	85%	Not Yet Conducted		
Safety Reviews	92%	94%	5	4.69
Monitoring Sub-Total			5	4.69

ILP/TLP Safety Outcomes

Incidence of Maltreatment	0.00%	Not Eligible		
Staff Training/Foundations	94%	100%	6.5	6.50
Staff Safety Checks	90%	100%	6.5	6.50
Safety Sub-Total			13	13.00

ILP/TLP Permanency Outcomes

Placement Stability	94%	100%	3	3.00
Permanency Sub-Total			3	3.00

ILP/TLP Well-Being Outcomes

EPSDT Medical Visits	79%	80%	4	3.20
EPSDT Dental Visits	74%	60%	4	2.40
Academic Supports	53%	0%	2	0.00
Provider ECEM Visits	83%	87%	4	3.48
Placements with Siblings	24%	0%	Not Scored	Not Scored
Placements within Legal County	19%	Not Eligible	Not Scored	Not Scored
Well-Being Sub-Total			14	9.08

ILP/TLP Specialty Outcomes

Academic/Career Development	69%	27%	10	2.70
Ind Living Skills Provision	69%	73%	15	10.95
Financial Independence	48%	20%	5	1.00
Community Connections	67%	0%	5	0.00
WTLP/Life Coach	75%	93%	15	13.95
Specialty Sub-Total			50	28.60

*Performance calculation descriptions can be found in the FY 2018 RBWO PBP Measurements and Standards Guide.

Monitoring & Outcomes: Possible Points = 85**Points Earned = 58.37**



Performance-Based Placement Measures

RBWO Provider GA+SCORECARD - ILP/TLP

Report Quarter: Q2 FY2018

Score Before Incentives Credit	68.68%
Incentives Awarded	07.30 pts
PBP Verification	N/A pts
Total Score	75.98%

Provider/Program Name: Exquisite Care - ILP 2 (5240) - CCI				
Program Census Information:		# Children in Care During Quarter: 5	# Placements During Quarter: 5	# Children in Care On Last Day: 5
ILP/TLP Incentive Credits	Avg Performance All ILP/TLPs (Points)	Provider Performance (%)*	Possible Points (Weight)	Provider Points Earned
No DJJ or DOC Involvement		93%	5	4.65
Extended Foster Care Services		Not Eligible	5	
Positive Permanency Connections		0%	5	0.00
High School Graduation/College Participation/Professional Certification		0%	20	0.00
Part-Time Employment with Medical Benefits		Not Eligible	20	
Living Arrangements at Discharge		Not Eligible	20	
Additional Academic Supports		0%	2	0.00
Additional IL Skills Provision		53%	5	2.65
Active Agency Accreditation		0%	4	0.00
Staff Clinical Licensure		0%	5	0.00
Incentives Total	11.77		91	7.30
*Performance calculation descriptions can be found in the FY 2018 RBWO PBP Measurements and Standards Guide.				

Child Protective Services Investigations and Dispositions		
The following investigations data, which is not used for scoring but is considered significant to a provider's performance, is from Georgia SHINES and is not considered final or complete until the end of the fiscal year.		
Total Reports:	0	
Number Screened In:	0	
Number Screened Out:	0	
Number Substantiated:	0	
Number Unsubstantiated:	0	
Number Active CPS Investigations:	0	



Performance-Based Placement Measures RBWO Provider GA+SCORECARD - ILP/TLP

Report Quarter: Q2 FY2018

Provider/Program Name: Families First - Independent Living Program (643) - CCI

80 Joseph E. Lowery Blvd NW, Atlanta, GA 30314

Phone: 404-853-2867

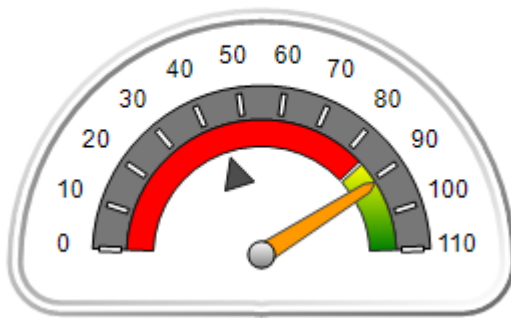
Vendor ID# 35338

	Quarterly Scores (Grades)		Current Quarter Score (Grade)
	Q1: 99.45 (A+)	Q2: 91.12 (A-)	91.12% (A-)
	Q3: N/A	Q4: N/A	
Program Census Information:	# Children in Care During Quarter: 7	# Placements During Quarter: 7	# Children in Care On Last Day: 7

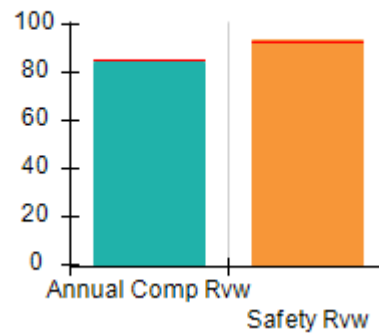
Quarterly Provider Comparisons to All ILP/TLPs

▼ indicates average for all ILP/TLPs

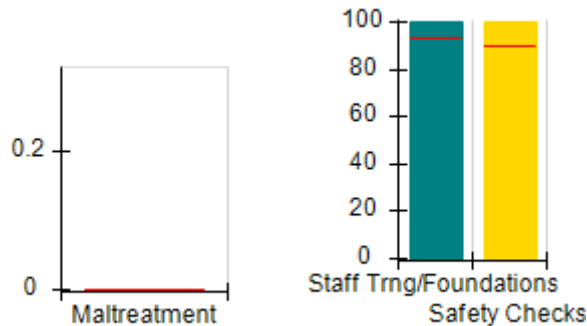
Overall Score (%)



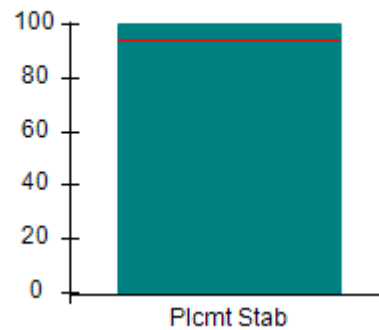
OPM Monitoring Reviews (%)



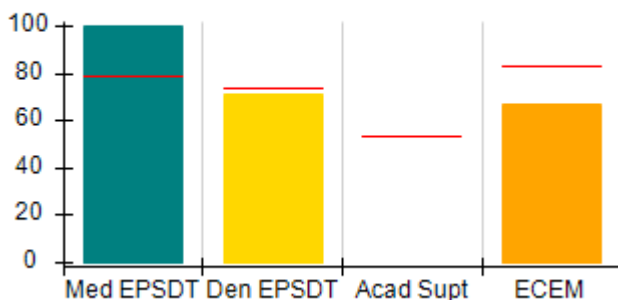
Safety Outcomes (%)



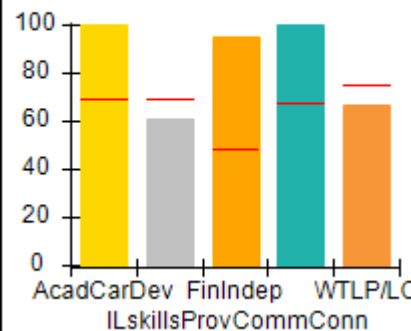
Permanency Outcomes (%)



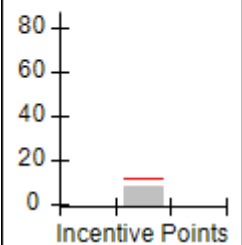
Well-Being Outcomes (%)



ILP/TLP Outcomes (%)



Incentives Earned (Points)





Performance-Based Placement Measures

RBWO Provider GA+SCORECARD - ILP/TLP

Report Quarter: Q2 FY2018

Provider/Program Name: Families First - Independent Living Program (643) - CCI				
80 Joseph E. Lowery Blvd NW, Atlanta, GA 30314 Phone: 404-853-2867 Vendor ID# 35338		Quarterly Scores (Grades)		Current Quarter Score (Grade)
		Q1: 99.45 (A+)	Q2: 91.12 (A-)	91.12% (A-)
		Q3: N/A	Q4: N/A	
Program Census Information:		# Children in Care During Quarter: 7	# Placements During Quarter: 7	# Children in Care On Last Day: 7
	Avg Performance All ILP/TLPs (%)	Provider Performance (%)*	Possible Points (Weight)	Provider Points Earned
OPM Monitoring Reviews				
Annual Comprehensive Reviews	85%	84%	15	12.59
Safety Reviews	92%	94%	5	4.68
Monitoring Sub-Total			20	17.26
ILP/TLP Safety Outcomes				
Incidence of Maltreatment	0.00%	Not Eligible		
Staff Training/Foundations	94%	100%	6.5	6.50
Staff Safety Checks	90%	100%	6.5	6.50
Safety Sub-Total			13	13.00
ILP/TLP Permanency Outcomes				
Placement Stability	94%	100%	3	3.00
Permanency Sub-Total			3	3.00
ILP/TLP Well-Being Outcomes				
EPSDT Medical Visits	79%	100%	4.7	4.55
EPSDT Dental Visits	74%	71%	4.7	3.23
Academic Supports	53%	Not Eligible		
Provider ECEM Visits	83%	67%	4.7	3.13
Placements with Siblings	24%	0%	Not Scored	Not Scored
Placements within Legal County	19%	50%	Not Scored	Not Scored
Well-Being Sub-Total			14	11.11
ILP/TLP Specialty Outcomes				
Academic/Career Development	69%	100%	10	10.00
Ind Living Skills Provision	69%	61%	15	9.15
Financial Independence	48%	95%	5	4.75
Community Connections	67%	100%	5	5.00
WTLP/Life Coach	75%	67%	15	10.05
Specialty Sub-Total			50	38.95
*Performance calculation descriptions can be found in the FY 2018 RBWO PBP Measurements and Standards Guide.				

Monitoring & Outcomes: Possible Points = 100

Points Earned = 83.32



Performance-Based Placement Measures

RBWO Provider GA+SCORECARD - ILP/TLP

Report Quarter: Q2 FY2018

Score Before Incentives Credit	83.32%
Incentives Awarded	07.80 pts
PBP Verification	N/A pts
Total Score	91.12%

Provider/Program Name: Families First - Independent Living Program (643) - CCI

Program Census Information:		# Children in Care During Quarter: 7	# Placements During Quarter: 7	# Children in Care On Last Day: 7
ILP/TLP Incentive Credits	Avg Performance All ILP/TLPs (Points)	Provider Performance (%)*	Possible Points (Weight)	Provider Points Earned
No DJJ or DOC Involvement		100%	5	5.00
Extended Foster Care Services		Not Eligible	5	
Positive Permanency Connections		0%	5	0.00
High School Graduation/College Participation/Professional Certification		0%	20	0.00
Part-Time Employment with Medical Benefits		Not Eligible	20	
Living Arrangements at Discharge		Not Eligible	20	
Additional Academic Supports		Not Eligible	2	
Additional IL Skills Provision		6%	5	0.30
Active Agency Accreditation		50%	4	2.00
Staff Clinical Licensure		10%	5	0.50
Incentives Total	11.77		91	7.80

*Performance calculation descriptions can be found in the FY 2018 RBWO PBP Measurements and Standards Guide.

Child Protective Services Investigations and Dispositions

The following investigations data, which is not used for scoring but is considered significant to a provider's performance, is from Georgia SHINES and is not considered final or complete until the end of the fiscal year.

Total Reports:	0	
Number Screened In:	0	
Number Screened Out:	0	
Number Substantiated:	0	
Number Unsubstantiated:	0	
Number Active CPS Investigations:	0	



Performance-Based Placement Measures

RBWO Provider GA+SCORECARD - ILP/TLP

Report Quarter: Q2 FY2018

Provider/Program Name: Goshen Valley Foundation - North Georgia New Beginnings ILP (5130) - CCI

200 West Main St., Canton, GA 30114

Phone: 770-796-4618

Vendor ID# 111810

Quarterly Scores (Grades)

Current Quarter Score (Grade)

Q1: 105.64 (A+)

Q2: 102.76 (A+)

102.76%

Q3: N/A

Q4: N/A

(A+)

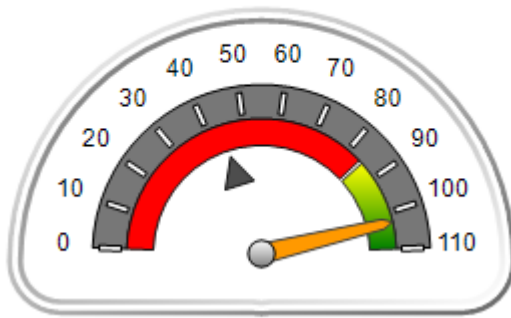
Program Census Information:

Children in Care During
Quarter: 22# Placements During
Quarter: 23# Children in Care On Last
Day: 17

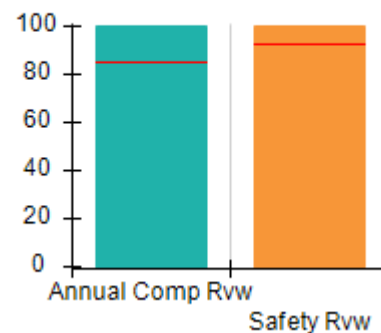
Quarterly Provider Comparisons to All ILP/TLPs

indicates average for all ILP/TLPs

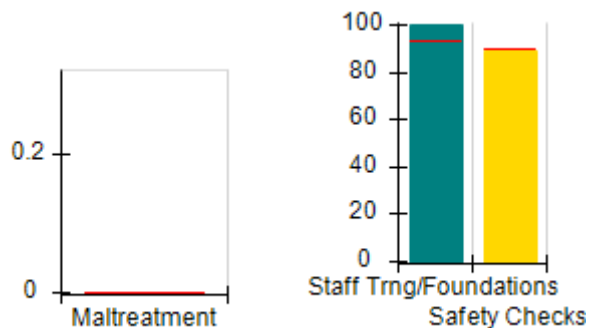
Overall Score (%)



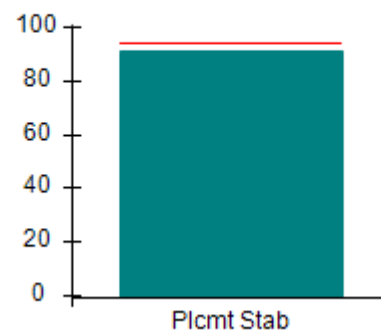
OPM Monitoring Reviews (%)



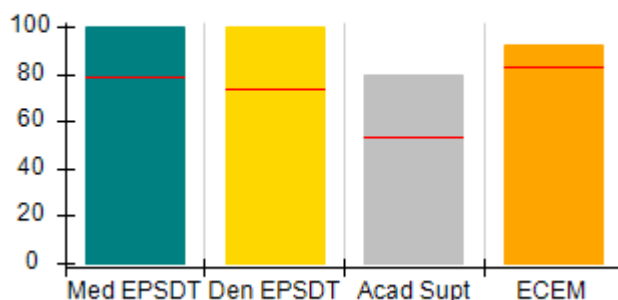
Safety Outcomes (%)



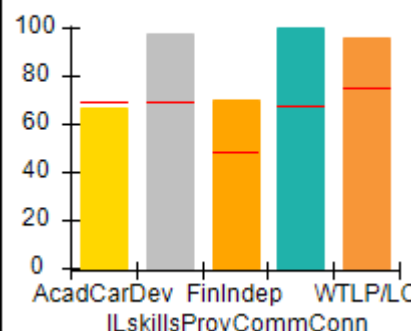
Permanency Outcomes (%)



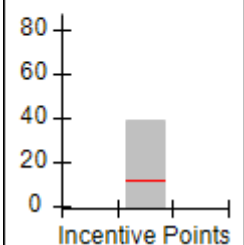
Well-Being Outcomes (%)



ILP/TLP Outcomes (%)



Incentives Earned (Points)





Performance-Based Placement Measures

RBWO Provider GA+SCORECARD - ILP/TLP

Report Quarter: Q2 FY2018

Provider/Program Name: Goshen Valley Foundation - North Georgia New Beginnings ILP (5130) - CCI

200 West Main St., Canton, GA 30114 Phone: 770-796-4618 Vendor ID# 111810	Quarterly Scores (Grades)		Current Quarter Score (Grade)
	Q1: 105.64 (A+)	Q2: 102.76 (A+)	102.76% (A+)
	Q3: N/A	Q4: N/A	

Program Census Information:	# Children in Care During Quarter: 22	# Placements During Quarter: 23	# Children in Care On Last Day: 17
-----------------------------	---------------------------------------	---------------------------------	------------------------------------

	Avg Performance All ILP/TLPs (%)	Provider Performance (%)*	Possible Points (Weight)	Provider Points Earned
OPM Monitoring Reviews				
Annual Comprehensive Reviews	85%	100%	15	15.00
Safety Reviews	92%	100%	5	5.00
Monitoring Sub-Total			20	20.00
ILP/TLP Safety Outcomes				
Incidence of Maltreatment	0.00%	No Substantiated Reports	3	3.00
Staff Training/Foundations	94%	100%	5	5.00
Staff Safety Checks	90%	89%	5	4.45
Safety Sub-Total			13	12.45
ILP/TLP Permanency Outcomes				
Placement Stability	94%	91%	3	2.73
Permanency Sub-Total			3	2.73
ILP/TLP Well-Being Outcomes				
EPSDT Medical Visits	79%	100%	4	4.00
EPSDT Dental Visits	74%	100%	4	4.00
Academic Supports	53%	80%	2	1.60
Provider ECEM Visits	83%	92%	4	3.68
Placements with Siblings	24%	Not Eligible	Not Scored	Not Scored
Placements within Legal County	19%	20%	Not Scored	Not Scored
Well-Being Sub-Total			14	13.28
ILP/TLP Specialty Outcomes				
Academic/Career Development	69%	67%	10	6.70
Ind Living Skills Provision	69%	98%	15	14.70
Financial Independence	48%	70%	5	3.50
Community Connections	67%	100%	5	5.00
WTLP/Life Coach	75%	96%	15	14.40
Specialty Sub-Total			50	44.30

*Performance calculation descriptions can be found in the FY 2018 RBWO PBP Measurements and Standards Guide.



Performance-Based Placement Measures

RBWO Provider GA+SCORECARD - ILP/TLP

Report Quarter: Q2 FY2018

Monitoring & Outcomes:	Possible Points = 100	Points Earned = 92.76
Score Before Incentives Credit		92.76%
Incentives Awarded		10.00 pts
PBP Verification		N/A pts
Total Score		102.76%

Provider/Program Name: Goshen Valley Foundation - North Georgia New Beginnings ILP (5130) - CCI

Program Census Information:		# Children in Care During Quarter: 22	# Placements During Quarter: 23	# Children in Care On Last Day: 17
ILP/TLP Incentive Credits	Avg Performance All ILP/TLPs (Points)	Provider Performance (%)*	Possible Points (Weight)	Provider Points Earned
No DJJ or DOC Involvement		67%	5	3.35
Extended Foster Care Services		50%	5	2.50
Positive Permanency Connections		100%	5	5.00
High School Graduation/College Participation/Professional Certification		5%	20	1.00
Part-Time Employment with Medical Benefits		33%	20	6.60
Living Arrangements at Discharge		60%	20	12.00
Additional Academic Supports		80%	2	1.60
Additional IL Skills Provision		96%	5	4.80
Active Agency Accreditation		50%	4	2.00
Staff Clinical Licensure		10%	5	0.50
Incentives Total	11.77		91	39.35

*Performance calculation descriptions can be found in the FY 2018 RBWO PBP Measurements and Standards Guide.

Child Protective Services Investigations and Dispositions

The following investigations data, which is not used for scoring but is considered significant to a provider's performance, is from Georgia SHINES and is not considered final or complete until the end of the fiscal year.

Total Reports:	0
Number Screened In:	0
Number Screened Out:	0
Number Substantiated:	0
Number Unsubstantiated:	0
Number Active CPS Investigations:	0



Performance-Based Placement Measures

RBWO Provider GA+SCORECARD - ILP/TLP

Report Quarter: Q2 FY2018

Provider/Program Name: Greenbriar Children's Center - ILP Program (5118) - CCI

711 Lincoln Street, Savannah, GA 31401

Phone: 912-349-2189

Vendor ID# 105891

Quarterly Scores (Grades)

Q1: 39.55 (F)

Q2: 78.68 (C+)

Q3: N/A

Q4: N/A

Current Quarter Score (Grade)

78.68%

(C+)

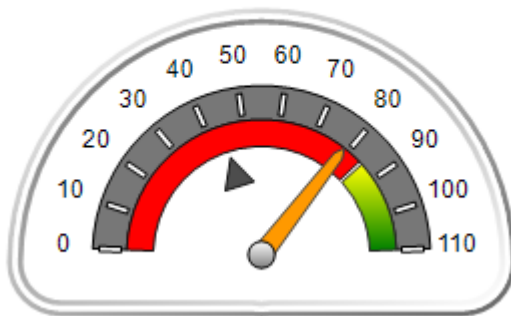
Program Census Information:

Children in Care During
Quarter: 3# Placements During
Quarter: 3# Children in Care On Last
Day: 3

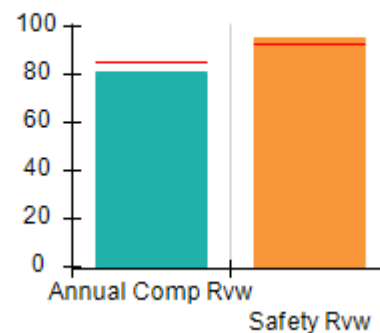
Quarterly Provider Comparisons to All ILP/TLPs

indicates average for all ILP/TLPs

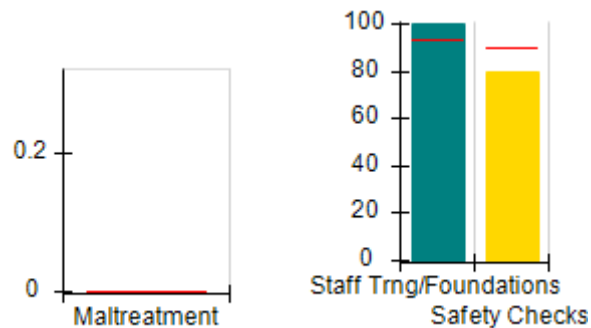
Overall Score (%)



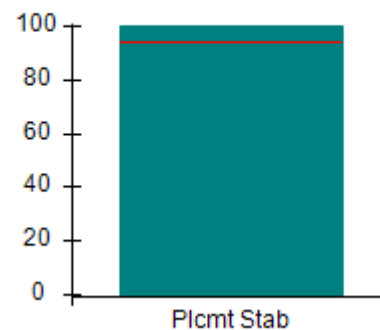
OPM Monitoring Reviews (%)



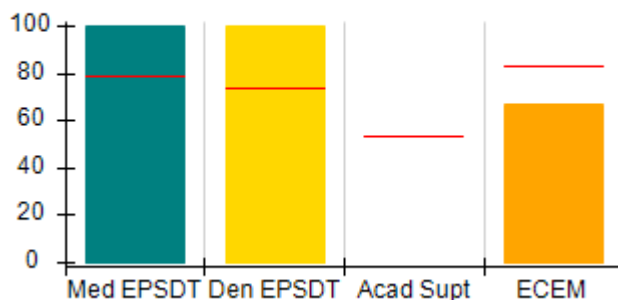
Safety Outcomes (%)



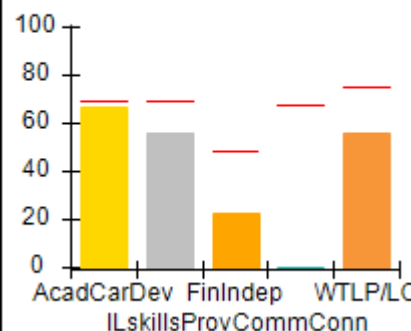
Permanency Outcomes (%)



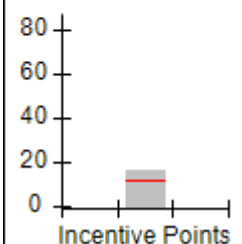
Well-Being Outcomes (%)



ILP/TLP Outcomes (%)



Incentives Earned (Points)





Performance-Based Placement Measures

RBWO Provider GA+SCORECARD - ILP/TLP

Report Quarter: Q2 FY2018

Provider/Program Name: Greenbriar Children's Center - ILP Program (5118) - CCI				
711 Lincoln Street, Savannah, GA 31401		Quarterly Scores (Grades)		Current Quarter Score (Grade)
Phone: 912-349-2189		Q1: 39.55 (F)	Q2: 78.68 (C+)	78.68% (C+)
Vendor ID# 105891		Q3: N/A	Q4: N/A	
Program Census Information:		# Children in Care During Quarter: 3	# Placements During Quarter: 3	# Children in Care On Last Day: 3
	Avg Performance All ILP/TLPs (%)	Provider Performance (%)*	Possible Points (Weight)	Provider Points Earned
OPM Monitoring Reviews				
Annual Comprehensive Reviews	85%	81%	15	12.17
Safety Reviews	92%	95%	5	4.75
Monitoring Sub-Total			20	16.92
ILP/TLP Safety Outcomes				
Incidence of Maltreatment	0.00%	Not Eligible		
Staff Training/Foundations	94%	100%	6.5	6.50
Staff Safety Checks	90%	80%	6.5	5.20
Safety Sub-Total			13	11.70
ILP/TLP Permanency Outcomes				
Placement Stability	94%	100%	3	3.00
Permanency Sub-Total			3	3.00
ILP/TLP Well-Being Outcomes				
EPSDT Medical Visits	79%	100%	4.7	4.55
EPSDT Dental Visits	74%	100%	4.7	4.55
Academic Supports	53%	Not Eligible		
Provider ECEM Visits	83%	67%	4.7	3.13
Placements with Siblings	24%	100%	Not Scored	Not Scored
Placements within Legal County	19%	Not Eligible	Not Scored	Not Scored
Well-Being Sub-Total			14	12.46
ILP/TLP Specialty Outcomes				
Academic/Career Development	69%	67%	10	6.70
Ind Living Skills Provision	69%	56%	15	8.40
Financial Independence	48%	22%	5	1.10
Community Connections	67%	0%	5	0.00
WTLP/Life Coach	75%	56%	15	8.40
Specialty Sub-Total			50	24.60
*Performance calculation descriptions can be found in the FY 2018 RBWO PBP Measurements and Standards Guide.				

Monitoring & Outcomes: Possible Points = 100

Points Earned = 68.68



Performance-Based Placement Measures

RBWO Provider GA+SCORECARD - ILP/TLP

Report Quarter: Q2 FY2018

Score Before Incentives Credit	68.68%
Incentives Awarded	10.00 pts
PBP Verification	N/A pts
Total Score	78.68%

Provider/Program Name: Greenbriar Children's Center - ILP Program (5118) - CCI

Program Census Information:		# Children in Care During Quarter: 3	# Placements During Quarter: 3	# Children in Care On Last Day: 3
ILP/TLP Incentive Credits	Avg Performance All ILP/TLPs (Points)	Provider Performance (%)*	Possible Points (Weight)	Provider Points Earned
No DJJ or DOC Involvement		56%	5	2.80
Extended Foster Care Services		Not Eligible	5	
Positive Permanency Connections		0%	5	0.00
High School Graduation/College Participation/Professional Certification		67%	20	13.40
Part-Time Employment with Medical Benefits		Not Eligible	20	
Living Arrangements at Discharge		Not Eligible	20	
Additional Academic Supports		Not Eligible	2	
Additional IL Skills Provision		0%	5	0.00
Active Agency Accreditation		0%	4	0.00
Staff Clinical Licensure		0%	5	0.00
Incentives Total	11.77		91	16.20

*Performance calculation descriptions can be found in the FY 2018 RBWO PBP Measurements and Standards Guide.

Child Protective Services Investigations and Dispositions

The following investigations data, which is not used for scoring but is considered significant to a provider's performance, is from Georgia SHINES and is not considered final or complete until the end of the fiscal year.

Total Reports:	0
Number Screened In:	0
Number Screened Out:	0
Number Substantiated:	0
Number Unsubstantiated:	0
Number Active CPS Investigations:	0



DHS, DFCS, Office of Provider Management
Performance-Based Placement Measures
RBWO Provider GA+SCORECARD - ILP/TLP
Report Quarter: Q2 FY2018



One or more parameters were not specified for the subreport, 'Subreport2', located at:
/PBP_FY2018_ScoreCard_ILPTLP.



Performance-Based Placement Measures RBWO Provider GA+SCORECARD - ILP/TLP

Report Quarter: Q2 FY2018

Provider/Program Name: Haven Heart's Community Development Center - Have A Heart For Heaven (5151) - CCI

950 Lake Ridge Pkwy, Riverdale, GA 30296

Phone: 7064091896

Vendor ID# 115564

Quarterly Scores (Grades)

Q1: 41.51 (F)

Q2: 105.50 (A+)

Q3: N/A

Q4: N/A

Current Quarter Score (Grade)

105.50%
(A+)

Program Census Information:

Children in Care During
Quarter: 2

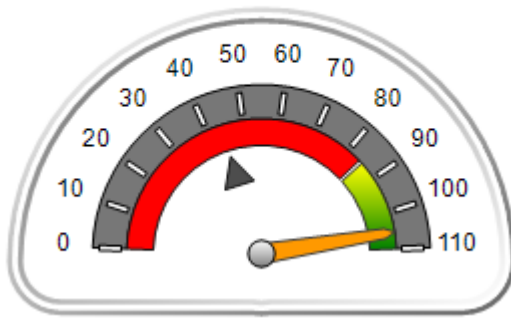
Placements During
Quarter: 2

Children in Care On Last
Day: 2

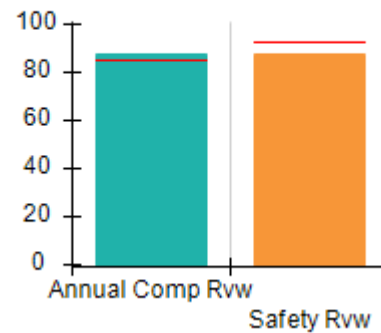
Quarterly Provider Comparisons to All ILP/TLPs

▼ — indicates average for all ILP/TLPs

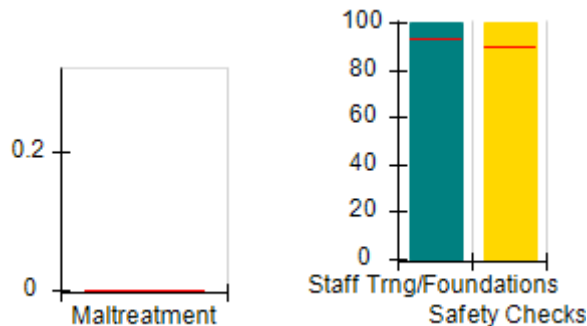
Overall Score (%)



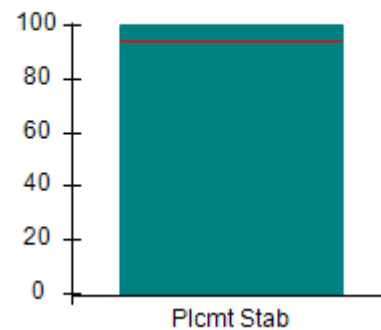
OPM Monitoring Reviews (%)



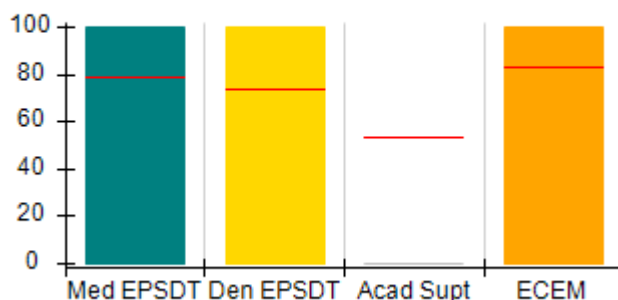
Safety Outcomes (%)



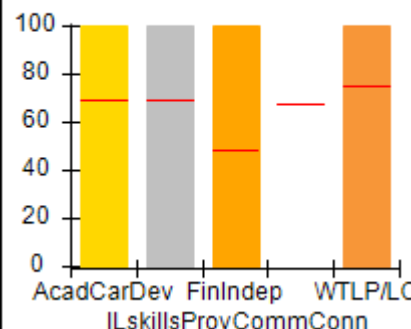
Permanency Outcomes (%)



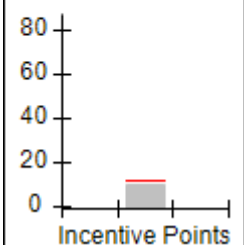
Well-Being Outcomes (%)



ILP/TLP Outcomes (%)



Incentives Earned (Points)





Performance-Based Placement Measures
RBWO Provider GA+SCORECARD - ILP/TLP

Report Quarter: Q2 FY2018

Provider/Program Name: Haven Heart's Community Development Center - Have A Heart For Heaven (5151) - CCI				
950 Lake Ridge Pkwy, Riverdale, GA 30296		Quarterly Scores (Grades)		Current Quarter Score (Grade)
Phone: 7064091896		Q1: 41.51 (F)	Q2: 105.50 (A+)	105.50% (A+)
Vendor ID# 115564		Q3: N/A	Q4: N/A	
Program Census Information:		# Children in Care During Quarter: 2	# Placements During Quarter: 2	# Children in Care On Last Day: 2
	Avg Performance All ILP/TLPs (%)	Provider Performance (%)*	Possible Points (Weight)	Provider Points Earned
OPM Monitoring Reviews				
Annual Comprehensive Reviews	85%	87%	15	13.10
Safety Reviews	92%	88%	5	4.40
Monitoring Sub-Total			20	17.50
ILP/TLP Safety Outcomes				
Incidence of Maltreatment	0.00%	No Substantiated Reports	3	3.00
Staff Training/Foundations	94%	100%	5	5.00
Staff Safety Checks	90%	100%	5	5.00
Safety Sub-Total			13	13.00
ILP/TLP Permanency Outcomes				
Placement Stability	94%	100%	3	3.00
Permanency Sub-Total			3	3.00
ILP/TLP Well-Being Outcomes				
EPSDT Medical Visits	79%	100%	4	4.00
EPSDT Dental Visits	74%	100%	4	4.00
Academic Supports	53%	0%	2	0.00
Provider ECEM Visits	83%	100%	4	4.00
Placements with Siblings	24%	Not Eligible	Not Scored	Not Scored
Placements within Legal County	19%	0%	Not Scored	Not Scored
Well-Being Sub-Total			14	12.00
ILP/TLP Specialty Outcomes				
Academic/Career Development	69%	100%	11.1	11.11
Ind Living Skills Provision	69%	100%	16.7	16.67
Financial Independence	48%	100%	5.6	5.56
Community Connections	67%	Not Eligible		
WTLP/Life Coach	75%	100%	16.7	16.67
Specialty Sub-Total			50	50.00
*Performance calculation descriptions can be found in the FY 2018 RBWO PBP Measurements and Standards Guide.				



Performance-Based Placement Measures

RBWO Provider GA+SCORECARD - ILP/TLP

Report Quarter: Q2 FY2018

Monitoring & Outcomes:	Possible Points = 100	Points Earned = 95.50
Score Before Incentives Credit		95.50%
Incentives Awarded		10.00 pts
PBP Verification		N/A pts
Total Score		105.50%

Provider/Program Name: Haven Heart's Community Development Center - Have A Heart For Heaven (5151) - CCI

Program Census Information:		# Children in Care During Quarter: 2	# Placements During Quarter: 2	# Children in Care On Last Day: 2
ILP/TLP Incentive Credits	Avg Performance All ILP/TLPs (Points)	Provider Performance (%)*	Possible Points (Weight)	Provider Points Earned
No DJJ or DOC Involvement		100%	5	5.00
Extended Foster Care Services		0%	5	0.00
Positive Permanency Connections		Not Eligible	5	
High School Graduation/College Participation/Professional Certification		0%	20	0.00
Part-Time Employment with Medical Benefits		Not Eligible	20	
Living Arrangements at Discharge		Not Eligible	20	
Additional Academic Supports		0%	2	0.00
Additional IL Skills Provision		100%	5	5.00
Active Agency Accreditation		0%	4	0.00
Staff Clinical Licensure		0%	5	0.00
Incentives Total	11.77		91	10.00

*Performance calculation descriptions can be found in the FY 2018 RBWO PBP Measurements and Standards Guide.

Child Protective Services Investigations and Dispositions

The following investigations data, which is not used for scoring but is considered significant to a provider's performance, is from Georgia SHINES and is not considered final or complete until the end of the fiscal year.

Total Reports:	0
Number Screened In:	0
Number Screened Out:	0
Number Substantiated:	0
Number Unsubstantiated:	0
Number Active CPS Investigations:	0



Performance-Based Placement Measures

RBWO Provider GA+SCORECARD - ILP/TLP

Report Quarter: Q2 FY2018

Provider/Program Name: Haven Heart's Community Development Center - Making A Difference (5152) - CCI

512 King Arnold Street, Atlanta, GA 30354

Phone: 7064091896

Vendor ID# 115565

Quarterly Scores (Grades)

Q1: 105.17 (A+)

Q2: 106.89 (A+)

Q3: N/A

Q4: N/A

Current Quarter Score (Grade)

106.89%

(A+)

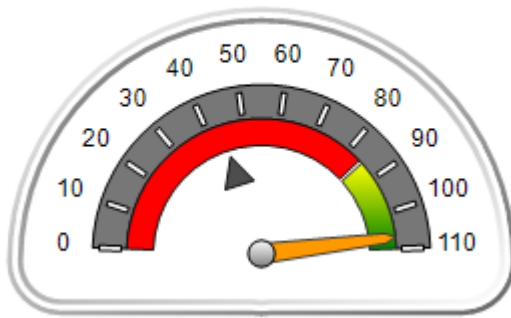
Program Census Information:

Children in Care During
Quarter: 4# Placements During
Quarter: 4# Children in Care On Last
Day: 4

Quarterly Provider Comparisons to All ILP/TLPs

indicates average for all ILP/TLPs

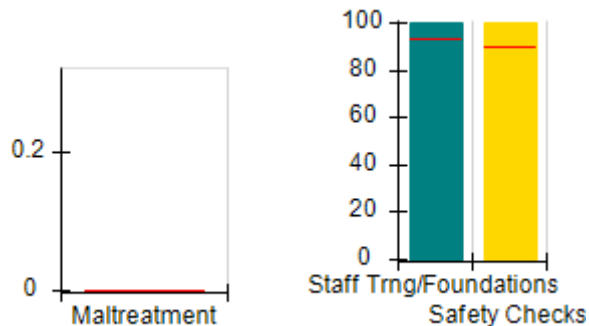
Overall Score (%)



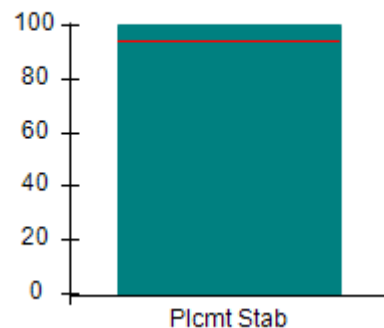
OPM Monitoring Reviews (%)



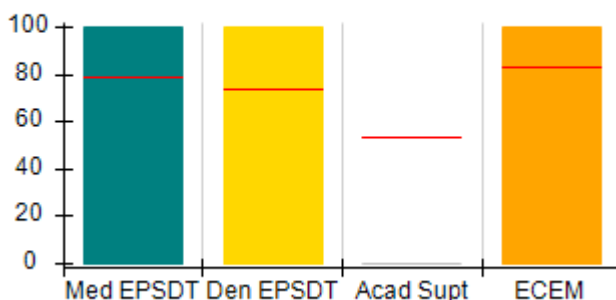
Safety Outcomes (%)



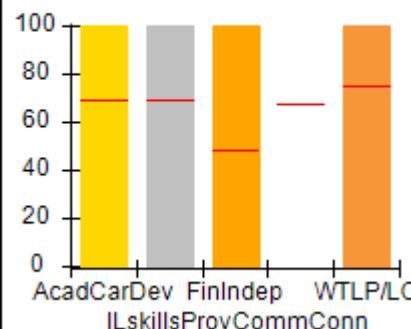
Permanency Outcomes (%)



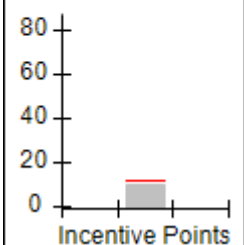
Well-Being Outcomes (%)



ILP/TLP Outcomes (%)



Incentives Earned (Points)





Performance-Based Placement Measures

RBWO Provider GA+SCORECARD - ILP/TLP

Report Quarter: Q2 FY2018

Provider/Program Name: Haven Heart's Community Development Center - Making A Difference (5152) - CCI				
512 King Arnold Street, Atlanta, GA 30354		Quarterly Scores (Grades)		Current Quarter Score (Grade)
Phone: 7064091896		Q1: 105.17 (A+)	Q2: 106.89 (A+)	106.89% (A+)
Vendor ID# 115565		Q3: N/A	Q4: N/A	
Program Census Information:		# Children in Care During Quarter: 4	# Placements During Quarter: 4	# Children in Care On Last Day: 4
	Avg Performance All ILP/TLPs (%)	Provider Performance (%)*	Possible Points (Weight)	Provider Points Earned
OPM Monitoring Reviews				
Annual Comprehensive Reviews	85%	93%	15	13.89
Safety Reviews	92%	100%	5	5.00
Monitoring Sub-Total			20	18.89
ILP/TLP Safety Outcomes				
Incidence of Maltreatment	0.00%	No Substantiated Reports	3	3.00
Staff Training/Foundations	94%	100%	5	5.00
Staff Safety Checks	90%	100%	5	5.00
Safety Sub-Total			13	13.00
ILP/TLP Permanency Outcomes				
Placement Stability	94%	100%	3	3.00
Permanency Sub-Total			3	3.00
ILP/TLP Well-Being Outcomes				
EPSDT Medical Visits	79%	100%	4	4.00
EPSDT Dental Visits	74%	100%	4	4.00
Academic Supports	53%	0%	2	0.00
Provider ECEM Visits	83%	100%	4	4.00
Placements with Siblings	24%	Not Eligible	Not Scored	Not Scored
Placements within Legal County	19%	0%	Not Scored	Not Scored
Well-Being Sub-Total			14	12.00
ILP/TLP Specialty Outcomes				
Academic/Career Development	69%	100%	11.1	11.11
Ind Living Skills Provision	69%	100%	16.7	16.67
Financial Independence	48%	100%	5.6	5.56
Community Connections	67%	Not Eligible		
WTLP/Life Coach	75%	100%	16.7	16.67
Specialty Sub-Total			50	50.00
*Performance calculation descriptions can be found in the FY 2018 RBWO PBP Measurements and Standards Guide.				



Performance-Based Placement Measures

RBWO Provider GA+SCORECARD - ILP/TLP

Report Quarter: Q2 FY2018

Monitoring & Outcomes:	Possible Points = 100	Points Earned = 96.89
Score Before Incentives Credit		96.89%
Incentives Awarded		10.00 pts
PBP Verification		N/A pts
Total Score		106.89%

Provider/Program Name: Haven Heart's Community Development Center - Making A Difference (5152) - CCI

Program Census Information:		# Children in Care During Quarter: 4	# Placements During Quarter: 4	# Children in Care On Last Day: 4
ILP/TLP Incentive Credits	Avg Performance All ILP/TLPs (Points)	Provider Performance (%)*	Possible Points (Weight)	Provider Points Earned
No DJJ or DOC Involvement		100%	5	5.00
Extended Foster Care Services		Not Eligible	5	
Positive Permanency Connections		Not Eligible	5	
High School Graduation/College Participation/Professional Certification		0%	20	0.00
Part-Time Employment with Medical Benefits		Not Eligible	20	
Living Arrangements at Discharge		Not Eligible	20	
Additional Academic Supports		0%	2	0.00
Additional IL Skills Provision		100%	5	5.00
Active Agency Accreditation		0%	4	0.00
Staff Clinical Licensure		0%	5	0.00
Incentives Total	11.77		91	10.00

*Performance calculation descriptions can be found in the FY 2018 RBWO PBP Measurements and Standards Guide.

Child Protective Services Investigations and Dispositions

The following investigations data, which is not used for scoring but is considered significant to a provider's performance, is from Georgia SHINES and is not considered final or complete until the end of the fiscal year.

Total Reports:	0
Number Screened In:	0
Number Screened Out:	0
Number Substantiated:	0
Number Unsubstantiated:	0
Number Active CPS Investigations:	0

**Performance-Based Placement Measures**
RBWO Provider GA+SCORECARD - ILP/TLP

Report Quarter: Q2 FY2018

Provider/Program Name: House of Dawn - ILP (5155) - CCI

7469 Caribou Trail, Riverdale, GA 30237

Phone: 770-477-2385

Vendor ID# 118207

Quarterly Scores (Grades)**Current Quarter Score (Grade)**

Q1: 67.00 (D+)

Q2: 100.00 (A+)

100.00%

Q3: N/A

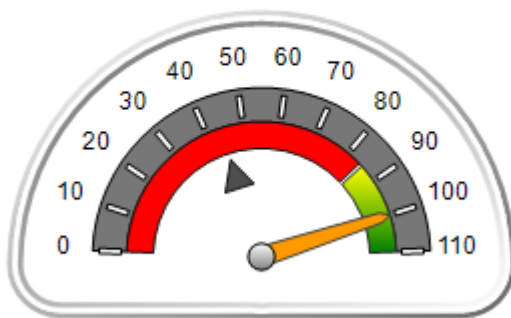
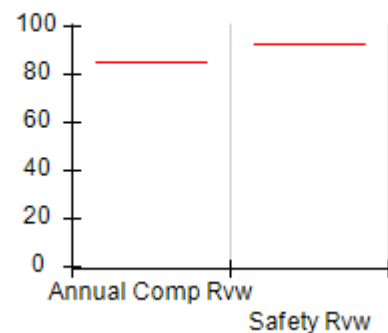
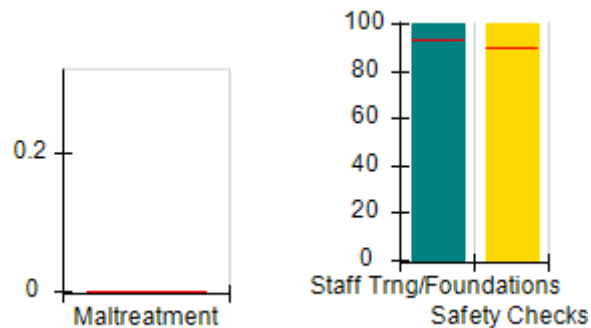
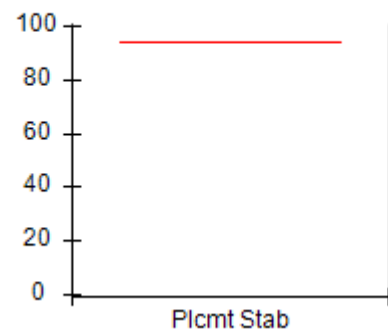
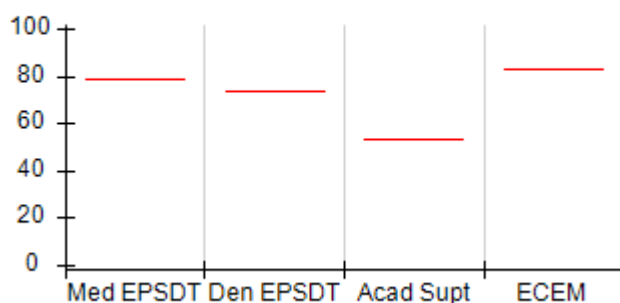
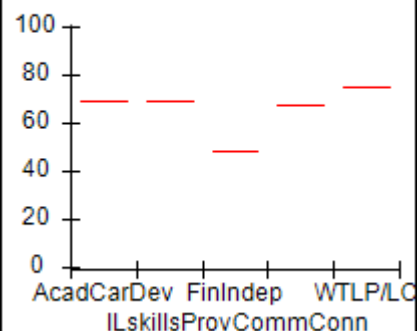
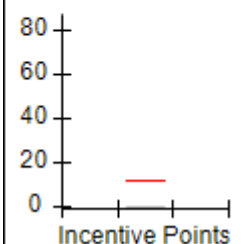
Q4: N/A

(A+)

Program Census Information:

Children in Care During
Quarter: 0# Placements During
Quarter: 0# Children in Care On Last
Day: 0**Quarterly Provider Comparisons to All ILP/TLPs**

▼ indicates average for all ILP/TLPs

Overall Score (%)**OPM Monitoring Reviews (%)****Safety Outcomes (%)****Permanency Outcomes (%)****Well-Being Outcomes (%)****ILP/TLP Outcomes (%)****Incentives Earned (Points)**



Performance-Based Placement Measures

RBWO Provider GA+SCORECARD - ILP/TLP

Report Quarter: Q2 FY2018

Provider/Program Name: House of Dawn - ILP (5155) - CCI				
7469 Caribou Trail, Riverdale, GA 30237		Quarterly Scores (Grades)		Current Quarter Score (Grade)
Phone: 770-477-2385		Q1: 67.00 (D+)	Q2: 100.00 (A+)	100.00% (A+)
Vendor ID# 118207		Q3: N/A	Q4: N/A	
Program Census Information:		# Children in Care During Quarter: 0	# Placements During Quarter: 0	# Children in Care On Last Day: 0
	Avg Performance All ILP/TLPs (%)	Provider Performance (%)*	Possible Points (Weight)	Provider Points Earned
OPM Monitoring Reviews				
Annual Comprehensive Reviews	85%	Not Yet Conducted		
Safety Reviews	92%	Not Yet Conducted		
Monitoring Sub-Total				0.00
ILP/TLP Safety Outcomes				
Incidence of Maltreatment	0.00%	Not Eligible		
Staff Training/Foundations	94%	100%	6.5	6.50
Staff Safety Checks	90%	100%	6.5	6.50
Safety Sub-Total			13	13.00
ILP/TLP Permanency Outcomes				
Placement Stability	94%	Not Eligible		
Permanency Sub-Total			N/A	
ILP/TLP Well-Being Outcomes				
EPSDT Medical Visits	79%	Not Eligible		
EPSDT Dental Visits	74%	Not Eligible		
Academic Supports	53%	Not Eligible		
Provider ECEM Visits	83%	Not Eligible		
Placements with Siblings	24%	Not Eligible	Not Scored	Not Scored
Placements within Legal County	19%	Not Eligible	Not Scored	Not Scored
Well-Being Sub-Total			N/A	
ILP/TLP Specialty Outcomes				
Academic/Career Development	69%	Not Eligible		
Ind Living Skills Provision	69%	Not Eligible		
Financial Independence	48%	Not Eligible		
Community Connections	67%	Not Eligible		
WTLP/Life Coach	75%	Not Eligible		
Specialty Sub-Total			N/A	
*Performance calculation descriptions can be found in the FY 2018 RBWO PBP Measurements and Standards Guide.				

Monitoring & Outcomes: Possible Points = 13

Points Earned = 13.00



Performance-Based Placement Measures

RBWO Provider GA+SCORECARD - ILP/TLP

Report Quarter: Q2 FY2018

Score Before Incentives Credit	100.00%
Incentives Awarded	00.00 pts
PBP Verification	N/A pts
Total Score	100.00%

Provider/Program Name: House of Dawn - ILP (5155) - CCI				
Program Census Information:		# Children in Care During Quarter: 0	# Placements During Quarter: 0	# Children in Care On Last Day: 0
ILP/TLP Incentive Credits	Avg Performance All ILP/TLPs (Points)	Provider Performance (%)*	Possible Points (Weight)	Provider Points Earned
No DJJ or DOC Involvement		Not Eligible	5	
Extended Foster Care Services		Not Eligible	5	
Positive Permanency Connections		Not Eligible	5	
High School Graduation/College Participation/Professional Certification		Not Eligible	20	
Part-Time Employment with Medical Benefits		Not Eligible	20	
Living Arrangements at Discharge		Not Eligible	20	
Additional Academic Supports		Not Eligible	2	
Additional IL Skills Provision		Not Eligible	5	
Active Agency Accreditation		0%	4	0.00
Staff Clinical Licensure		0%	5	0.00
Incentives Total	11.77		91	0.00

*Performance calculation descriptions can be found in the FY 2018 RBWO PBP Measurements and Standards Guide.

Child Protective Services Investigations and Dispositions		
The following investigations data, which is not used for scoring but is considered significant to a provider's performance, is from Georgia SHINES and is not considered final or complete until the end of the fiscal year.		
Total Reports:	0	
Number Screened In:	0	
Number Screened Out:	0	
Number Substantiated:	0	
Number Unsubstantiated:	0	
Number Active CPS Investigations:	0	



Performance-Based Placement Measures

RBWO Provider GA+SCORECARD - ILP/TLP

Report Quarter: Q2 FY2018

Provider/Program Name: LDL & C Enterprise (formerly Beth-Ester Ministries) - Restoration House ILP (5170) - CCI

257 E Broad St., Newnan, GA 30263

Phone: 678-423-4193

Vendor ID# 115537

Quarterly Scores (Grades)		Current Quarter Score (Grade)
Q1: 89.30 (B+)	Q2: 76.02 (C)	76.02%
Q3: N/A	Q4: N/A	(C)

Program Census Information:

Children in Care During Quarter: 1

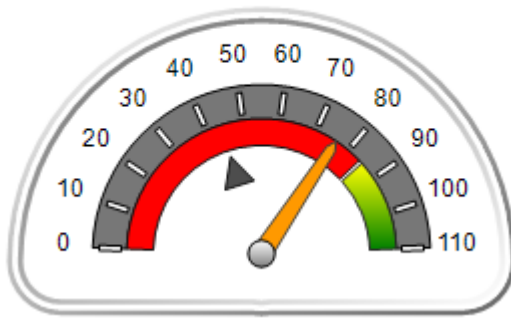
Placements During Quarter: 1

Children in Care On Last Day: 1

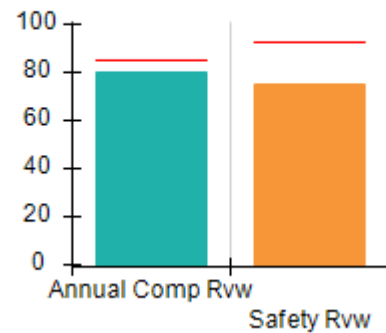
Quarterly Provider Comparisons to All ILP/TLPs

indicates average for all ILP/TLPs

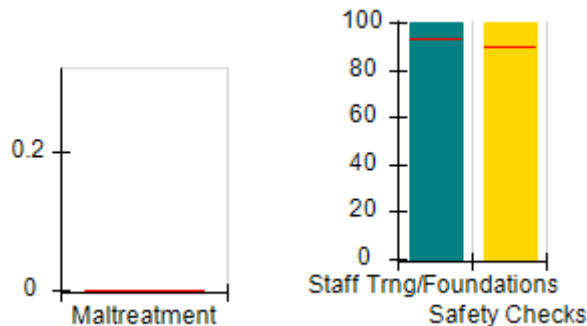
Overall Score (%)



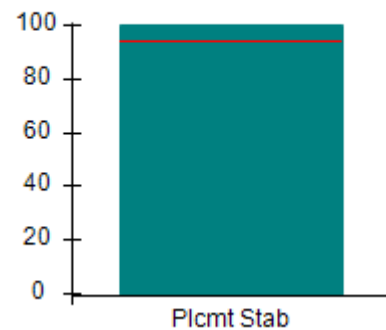
OPM Monitoring Reviews (%)



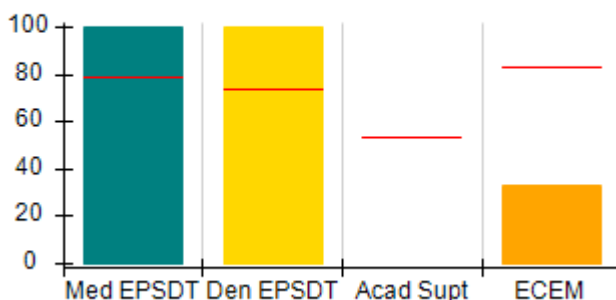
Safety Outcomes (%)



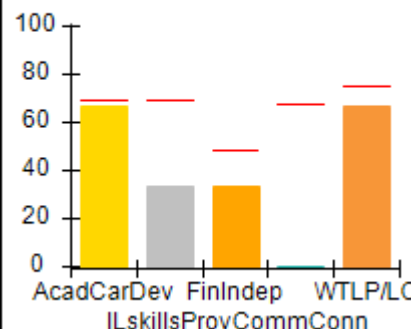
Permanency Outcomes (%)



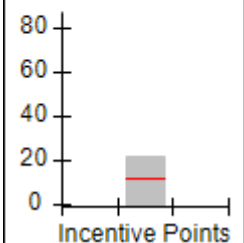
Well-Being Outcomes (%)



ILP/TLP Outcomes (%)



Incentives Earned (Points)





Performance-Based Placement Measures

RBWO Provider GA+SCORECARD - ILP/TLP

Report Quarter: Q2 FY2018

Provider/Program Name: LDL & C Enterprise (formerly Beth-Ester Ministries) - Restoration House ILP (5170) - CCI				
257 E Broad St., Newnan, GA 30263		Quarterly Scores (Grades)		Current Quarter Score (Grade)
Phone: 678-423-4193		Q1: 89.30 (B+)	Q2: 76.02 (C)	76.02% (C)
Vendor ID# 115537		Q3: N/A	Q4: N/A	
Program Census Information:		# Children in Care During Quarter: 1	# Placements During Quarter: 1	# Children in Care On Last Day: 1
	Avg Performance All ILP/TLPs (%)	Provider Performance (%)*	Possible Points (Weight)	Provider Points Earned
OPM Monitoring Reviews				
Annual Comprehensive Reviews	85%	80%	15	12.05
Safety Reviews	92%	75%	5	3.75
Monitoring Sub-Total			20	15.80
ILP/TLP Safety Outcomes				
Incidence of Maltreatment	0.00%	Not Eligible		
Staff Training/Foundations	94%	100%	6.5	6.50
Staff Safety Checks	90%	100%	6.5	6.50
Safety Sub-Total			13	13.00
ILP/TLP Permanency Outcomes				
Placement Stability	94%	100%	3	3.00
Permanency Sub-Total			3	3.00
ILP/TLP Well-Being Outcomes				
EPSDT Medical Visits	79%	100%	4.7	4.55
EPSDT Dental Visits	74%	100%	4.7	4.55
Academic Supports	53%	Not Eligible		
Provider ECEM Visits	83%	33%	4.7	1.54
Placements with Siblings	24%	Not Eligible	Not Scored	Not Scored
Placements within Legal County	19%	Not Eligible	Not Scored	Not Scored
Well-Being Sub-Total			14	10.87
ILP/TLP Specialty Outcomes				
Academic/Career Development	69%	67%	10	6.70
Ind Living Skills Provision	69%	33%	15	4.95
Financial Independence	48%	33%	5	1.65
Community Connections	67%	0%	5	0.00
WTLP/Life Coach	75%	67%	15	10.05
Specialty Sub-Total			50	23.35
*Performance calculation descriptions can be found in the FY 2018 RBWO PBP Measurements and Standards Guide.				

Monitoring & Outcomes: Possible Points = 100

Points Earned = 66.02



Performance-Based Placement Measures

RBWO Provider GA+SCORECARD - ILP/TLP

Report Quarter: Q2 FY2018

Score Before Incentives Credit	66.02%
Incentives Awarded	10.00 pts
PBP Verification	N/A pts
Total Score	76.02%

Provider/Program Name: LDL & C Enterprise (formerly Beth-Ester Ministries) - Restoration House ILP (5170) - CCI

Program Census Information:		# Children in Care During Quarter: 1	# Placements During Quarter: 1	# Children in Care On Last Day: 1
ILP/TLP Incentive Credits	Avg Performance All ILP/TLPs (Points)	Provider Performance (%)*	Possible Points (Weight)	Provider Points Earned
No DJJ or DOC Involvement		0%	5	0.00
Extended Foster Care Services		Not Eligible	5	
Positive Permanency Connections		0%	5	0.00
High School Graduation/College Participation/Professional Certification		100%	20	20.00
Part-Time Employment with Medical Benefits		Not Eligible	20	
Living Arrangements at Discharge		Not Eligible	20	
Additional Academic Supports		Not Eligible	2	
Additional IL Skills Provision		33%	5	1.65
Active Agency Accreditation		0%	4	0.00
Staff Clinical Licensure		0%	5	0.00
Incentives Total	11.77		91	21.65

*Performance calculation descriptions can be found in the FY 2018 RBWO PBP Measurements and Standards Guide.

Child Protective Services Investigations and Dispositions

The following investigations data, which is not used for scoring but is considered significant to a provider's performance, is from Georgia SHINES and is not considered final or complete until the end of the fiscal year.

Total Reports:	0	
Number Screened In:	0	
Number Screened Out:	0	
Number Substantiated:	0	
Number Unsubstantiated:	0	
Number Active CPS Investigations:	0	



Performance-Based Placement Measures

RBWO Provider GA+SCORECARD - ILP/TLP

Report Quarter: Q2 FY2018

Provider/Program Name: Level Up Community Service Program, LLC - (5277) - CCI

7606 Treehills Parkway , Stone Mountain, GA 30088

Phone: 678-849-0505

Vendor ID# 153259

Program Census Information:

Children in Care During Quarter: 2

Placements During Quarter: 2

Children in Care On Last Day: 2

Quarterly Scores (Grades)

Q1: 98.50 (A+)

Q2: 84.06 (B)

Q3: N/A

Q4: N/A

Current Quarter Score (Grade)

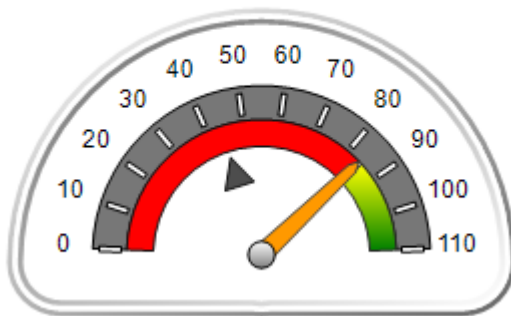
84.06%

(B)

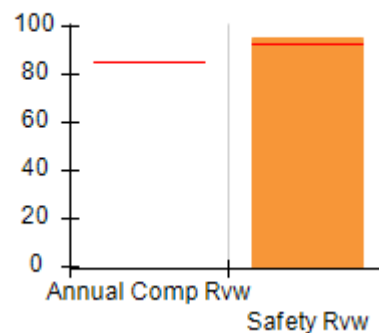
Quarterly Provider Comparisons to All ILP/TLPs

indicates average for all ILP/TLPs

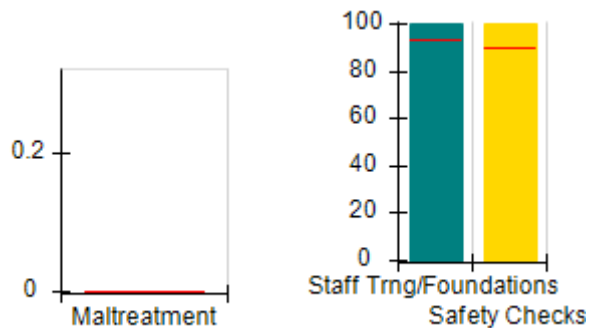
Overall Score (%)



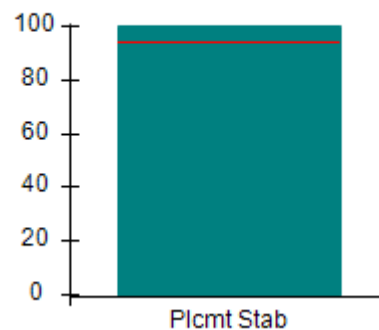
OPM Monitoring Reviews (%)



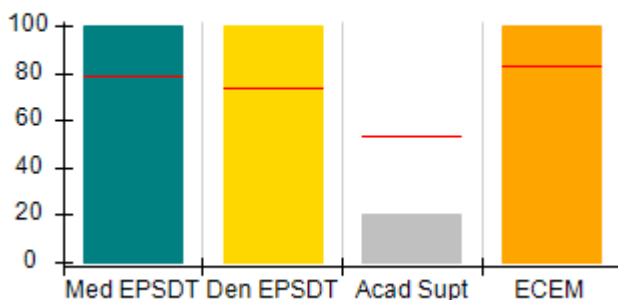
Safety Outcomes (%)



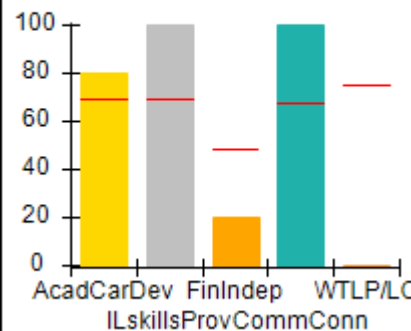
Permanency Outcomes (%)



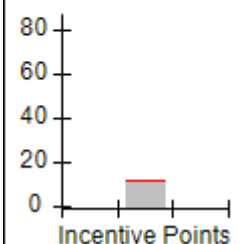
Well-Being Outcomes (%)



ILP/TLP Outcomes (%)



Incentives Earned (Points)





Performance-Based Placement Measures
RBWO Provider GA+SCORECARD - ILP/TLP

Report Quarter: Q2 FY2018

Provider/Program Name: Level Up Community Service Program, LLC - (5277) - CCI				
7606 Treehills Parkway , Stone Mountain, GA 30088		Quarterly Scores (Grades)		Current Quarter Score (Grade)
Phone: 678-849-0505		Q1: 98.50 (A+)	Q2: 84.06 (B)	84.06%
Vendor ID# 153259		Q3: N/A	Q4: N/A	(B)
Program Census Information:		# Children in Care During Quarter: 2	# Placements During Quarter: 2	# Children in Care On Last Day: 2
	Avg Performance All ILP/TLPs (%)	Provider Performance (%)*	Possible Points (Weight)	Provider Points Earned
OPM Monitoring Reviews				
Annual Comprehensive Reviews	85%	Not Yet Conducted		
Safety Reviews	92%	95%	5	4.75
Monitoring Sub-Total			5	4.75
ILP/TLP Safety Outcomes				
Incidence of Maltreatment	0.00%	Not Eligible		
Staff Training/Foundations	94%	100%	6.5	6.50
Staff Safety Checks	90%	100%	6.5	6.50
Safety Sub-Total			13	13.00
ILP/TLP Permanency Outcomes				
Placement Stability	94%	100%	3	3.00
Permanency Sub-Total			3	3.00
ILP/TLP Well-Being Outcomes				
EPSDT Medical Visits	79%	100%	4	4.00
EPSDT Dental Visits	74%	100%	4	4.00
Academic Supports	53%	20%	2	0.40
Provider ECEM Visits	83%	100%	4	4.00
Placements with Siblings	24%	0%	Not Scored	Not Scored
Placements within Legal County	19%	0%	Not Scored	Not Scored
Well-Being Sub-Total			14	13.20
ILP/TLP Specialty Outcomes				
Academic/Career Development	69%	80%	10	8.00
Ind Living Skills Provision	69%	100%	15	15.00
Financial Independence	48%	20%	5	1.00
Community Connections	67%	100%	5	5.00
WTLP/Life Coach	75%	0%	15	0.00
Specialty Sub-Total			50	29.00
*Performance calculation descriptions can be found in the FY 2018 RBWO PBP Measurements and Standards Guide.				

Monitoring & Outcomes: Possible Points = 85

Points Earned = 62.95



Performance-Based Placement Measures

RBWO Provider GA+SCORECARD - ILP/TLP

Report Quarter: Q2 FY2018

Score Before Incentives Credit	74.06%
Incentives Awarded	10.00 pts
PBP Verification	N/A pts
Total Score	84.06%

Provider/Program Name: Level Up Community Service Program, LLC - (5277) - CCI				
Program Census Information:		# Children in Care During Quarter: 2	# Placements During Quarter: 2	# Children in Care On Last Day: 2
ILP/TLP Incentive Credits	Avg Performance All ILP/TLPs (Points)	Provider Performance (%)*	Possible Points (Weight)	Provider Points Earned
No DJJ or DOC Involvement		100%	5	5.00
Extended Foster Care Services		Not Eligible	5	
Positive Permanency Connections		0%	5	0.00
High School Graduation/College Participation/Professional Certification		0%	20	0.00
Part-Time Employment with Medical Benefits		Not Eligible	20	
Living Arrangements at Discharge		Not Eligible	20	
Additional Academic Supports		0%	2	0.00
Additional IL Skills Provision		100%	5	5.00
Active Agency Accreditation		0%	4	0.00
Staff Clinical Licensure		20%	5	1.00
Incentives Total	11.77		91	11.00
*Performance calculation descriptions can be found in the FY 2018 RBWO PBP Measurements and Standards Guide.				

Child Protective Services Investigations and Dispositions		
The following investigations data, which is not used for scoring but is considered significant to a provider's performance, is from Georgia SHINES and is not considered final or complete until the end of the fiscal year.		
Total Reports:	0	
Number Screened In:	0	
Number Screened Out:	0	
Number Substantiated:	0	
Number Unsubstantiated:	0	
Number Active CPS Investigations:	0	



Performance-Based Placement Measures RBWO Provider GA+SCORECARD - ILP/TLP

Report Quarter: Q2 FY2018

Provider/Program Name: Life Skills Community Center - (5204) - CCI

975 Cobb Place Blvd., Kennesaw, GA 30144

Phone: 404-908-0908

Vendor ID# 132893

Quarterly Scores (Grades)

Q1: 79.36 (C+)

Q2: 69.42 (D+)

Q3: N/A

Q4: N/A

Current Quarter Score
(Grade)

69.42%

(D+)

Program Census Information:

Children in Care During
Quarter: 21

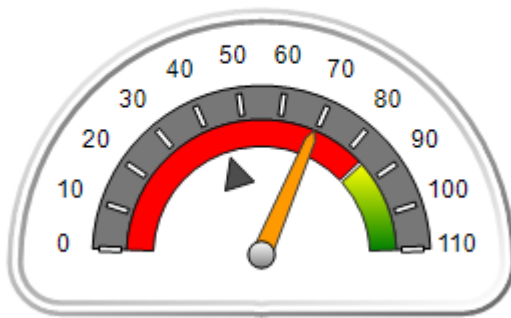
Placements During
Quarter: 21

Children in Care On Last
Day: 21

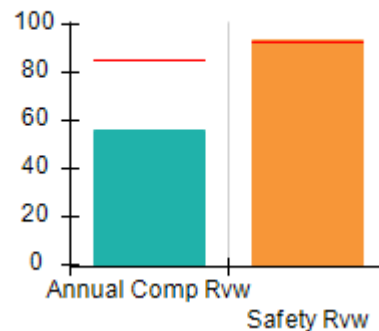
Quarterly Provider Comparisons to All ILP/TLPs

▼ indicates average for all ILP/TLPs

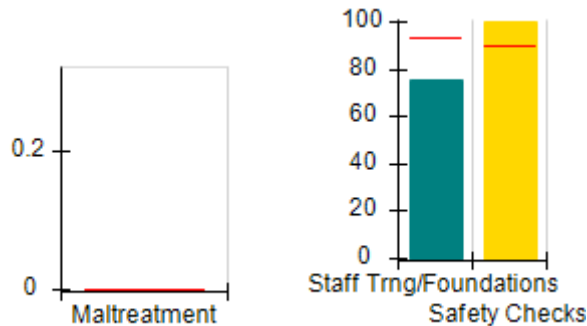
Overall Score (%)



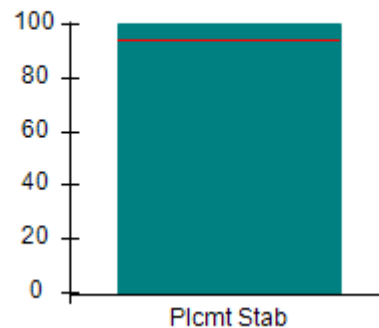
OPM Monitoring Reviews (%)



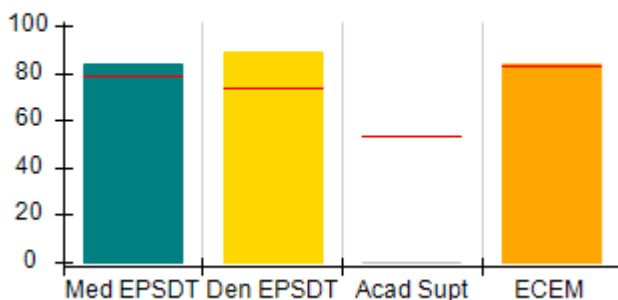
Safety Outcomes (%)



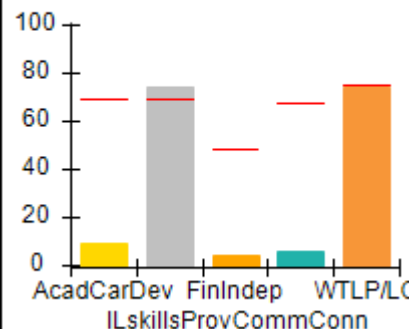
Permanency Outcomes (%)



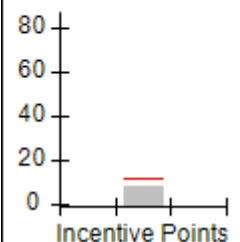
Well-Being Outcomes (%)



ILP/TLP Outcomes (%)



Incentives
Earned
(Points)





Performance-Based Placement Measures
RBWO Provider GA+SCORECARD - ILP/TLP

Report Quarter: Q2 FY2018

Provider/Program Name: Life Skills Community Center - (5204) - CCI				
975 Cobb Place Blvd., Kennesaw, GA 30144		Quarterly Scores (Grades)		Current Quarter Score (Grade)
Phone: 404-908-0908		Q1: 79.36 (C+)	Q2: 69.42 (D+)	69.42%
Vendor ID# 132893		Q3: N/A	Q4: N/A	(D+)
Program Census Information:		# Children in Care During Quarter: 21	# Placements During Quarter: 21	# Children in Care On Last Day: 21
	Avg Performance All ILP/TLPs (%)	Provider Performance (%)*	Possible Points (Weight)	Provider Points Earned
OPM Monitoring Reviews				
Annual Comprehensive Reviews	85%	56%	15	8.37
Safety Reviews	92%	93%	5	4.67
Monitoring Sub-Total			20	13.04
ILP/TLP Safety Outcomes				
Incidence of Maltreatment	0.00%	No Substantiated Reports	3	3.00
Staff Training/Foundations	94%	75%	5	3.75
Staff Safety Checks	90%	100%	5	5.00
Safety Sub-Total			13	11.75
ILP/TLP Permanency Outcomes				
Placement Stability	94%	100%	3	3.00
Permanency Sub-Total			3	3.00
ILP/TLP Well-Being Outcomes				
EPSDT Medical Visits	79%	84%	4	3.36
EPSDT Dental Visits	74%	89%	4	3.56
Academic Supports	53%	0%	2	0.00
Provider ECEM Visits	83%	84%	4	3.36
Placements with Siblings	24%	0%	Not Scored	Not Scored
Placements within Legal County	19%	0%	Not Scored	Not Scored
Well-Being Sub-Total			14	10.28
ILP/TLP Specialty Outcomes				
Academic/Career Development	69%	9%	10	0.90
Ind Living Skills Provision	69%	74%	15	11.10
Financial Independence	48%	4%	5	0.20
Community Connections	67%	6%	5	0.30
WTLP/Life Coach	75%	74%	15	11.10
Specialty Sub-Total			50	23.60

*Performance calculation descriptions can be found in the FY 2018 RBWO PBP Measurements and Standards Guide.

Monitoring & Outcomes: Possible Points = 100	Points Earned = 61.67
---	------------------------------

**Performance-Based Placement Measures**
RBWO Provider GA+SCORECARD - ILP/TLP

Report Quarter: Q2 FY2018

Score Before Incentives Credit	61.67%
Incentives Awarded	07.75 pts
PBP Verification	N/A pts
Total Score	69.42%

Provider/Program Name: Life Skills Community Center - (5204) - CCI				
Program Census Information:		# Children in Care During Quarter: 21	# Placements During Quarter: 21	# Children in Care On Last Day: 21
ILP/TLP Incentive Credits	Avg Performance All ILP/TLPs (Points)	Provider Performance (%)*	Possible Points (Weight)	Provider Points Earned
No DJJ or DOC Involvement		66%	5	3.30
Extended Foster Care Services		50%	5	2.50
Positive Permanency Connections		0%	5	0.00
High School Graduation/College Participation/Professional Certification		0%	20	0.00
Part-Time Employment with Medical Benefits		Not Eligible	20	
Living Arrangements at Discharge		Not Eligible	20	
Additional Academic Supports		0%	2	0.00
Additional IL Skills Provision		39%	5	1.95
Active Agency Accreditation		0%	4	0.00
Staff Clinical Licensure		0%	5	0.00
Incentives Total	11.77		91	7.75
*Performance calculation descriptions can be found in the FY 2018 RBWO PBP Measurements and Standards Guide.				

Child Protective Services Investigations and Dispositions		
The following investigations data, which is not used for scoring but is considered significant to a provider's performance, is from Georgia SHINES and is not considered final or complete until the end of the fiscal year.		
Total Reports:	0	
Number Screened In:	0	
Number Screened Out:	0	
Number Substantiated:	0	
Number Unsubstantiated:	0	
Number Active CPS Investigations:	0	



Performance-Based Placement Measures RBWO Provider GA+SCORECARD - ILP/TLP

Report Quarter: Q2 FY2018

Provider/Program Name: Little Debbie's Second Chance Home, Inc. - Decatur TLP (967) - CCI

3900 Leprechaun Court, Decatur, GA 30034

Phone: 404-296-1311

Vendor ID# 35447

Quarterly Scores (Grades)

Q1: 101.33 (A+)

Q2: 106.71 (A+)

Q3: N/A

Q4: N/A

Current Quarter Score (Grade)

106.71%

(A+)

Program Census Information:

Children in Care During Quarter: 8

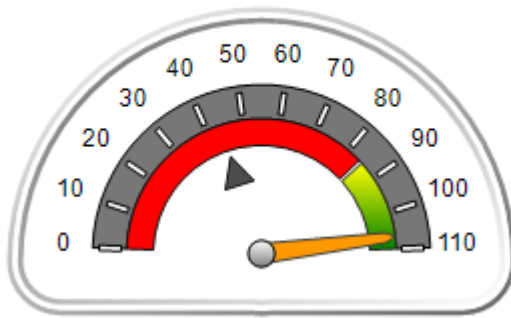
Placements During Quarter: 8

Children in Care On Last Day: 5

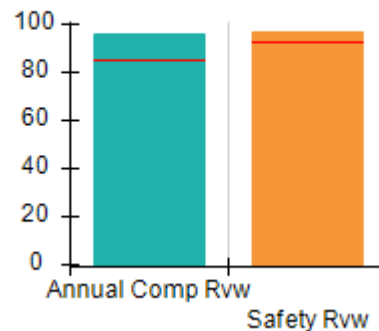
Quarterly Provider Comparisons to All ILP/TLPs

▼ — indicates average for all ILP/TLPs

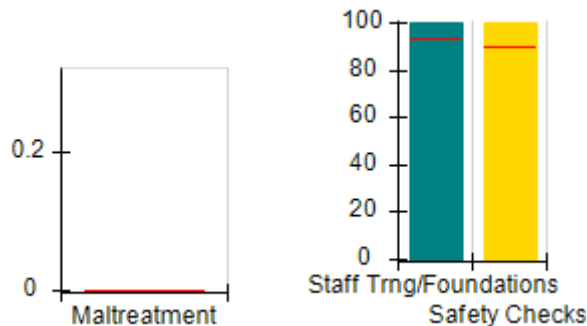
Overall Score (%)



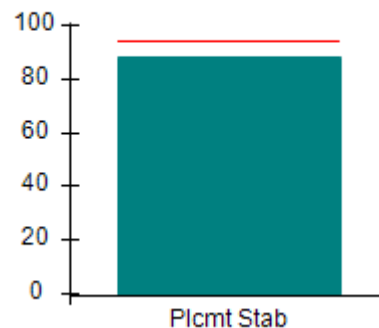
OPM Monitoring Reviews (%)



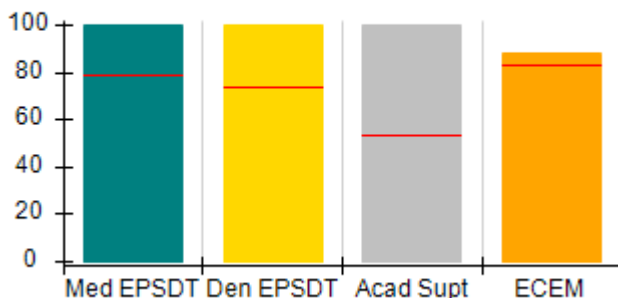
Safety Outcomes (%)



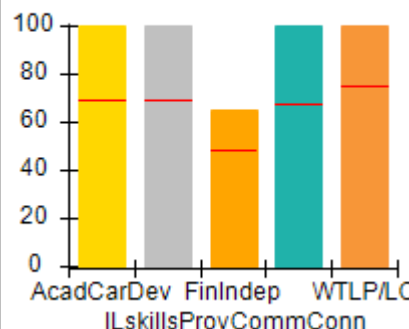
Permanency Outcomes (%)



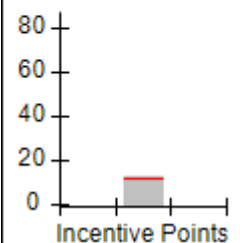
Well-Being Outcomes (%)



ILP/TLP Outcomes (%)



Incentives Earned (Points)





Performance-Based Placement Measures

RBWO Provider GA+SCORECARD - ILP/TLP

Report Quarter: Q2 FY2018

Provider/Program Name: Little Debbie's Second Chance Home, Inc. - Decatur TLP (967) - CCI

3900 Leprechaun Court, Decatur, GA 30034 Phone: 404-296-1311 Vendor ID# 35447	Quarterly Scores (Grades)		Current Quarter Score (Grade)
	Q1: 101.33 (A+)	Q2: 106.71 (A+)	106.71% (A+)
	Q3: N/A	Q4: N/A	

Program Census Information:	# Children in Care During Quarter: 8	# Placements During Quarter: 8	# Children in Care On Last Day: 5
-----------------------------	--------------------------------------	--------------------------------	-----------------------------------

	Avg Performance All ILP/TLPs (%)	Provider Performance (%)*	Possible Points (Weight)	Provider Points Earned
--	----------------------------------	---------------------------	--------------------------	------------------------

OPM Monitoring Reviews

Annual Comprehensive Reviews	85%	96%	15	14.44
Safety Reviews	92%	97%	5	4.86
Monitoring Sub-Total			20	19.30

ILP/TLP Safety Outcomes

Incidence of Maltreatment	0.00%	No Substantiated Reports	3	3.00
Staff Training/Foundations	94%	100%	5	5.00
Staff Safety Checks	90%	100%	5	5.00
Safety Sub-Total			13	13.00

ILP/TLP Permanency Outcomes

Placement Stability	94%	88%	3	2.64
Permanency Sub-Total			3	2.64

ILP/TLP Well-Being Outcomes

EPSDT Medical Visits	79%	100%	4	4.00
EPSDT Dental Visits	74%	100%	4	4.00
Academic Supports	53%	100%	2	2.00
Provider ECEM Visits	83%	88%	4	3.52
Placements with Siblings	24%	0%	Not Scored	Not Scored
Placements within Legal County	19%	0%	Not Scored	Not Scored
Well-Being Sub-Total			14	13.52

ILP/TLP Specialty Outcomes

Academic/Career Development	69%	100%	10	10.00
Ind Living Skills Provision	69%	100%	15	15.00
Financial Independence	48%	65%	5	3.25
Community Connections	67%	100%	5	5.00
WTLP/Life Coach	75%	100%	15	15.00
Specialty Sub-Total			50	48.25

*Performance calculation descriptions can be found in the FY 2018 RBWO PBP Measurements and Standards Guide.



Performance-Based Placement Measures

RBWO Provider GA+SCORECARD - ILP/TLP

Report Quarter: Q2 FY2018

Monitoring & Outcomes:	Possible Points = 100	Points Earned = 96.71
Score Before Incentives Credit		96.71%
Incentives Awarded		10.00 pts
PBP Verification		N/A pts
Total Score		106.71%

Provider/Program Name: Little Debbie's Second Chance Home, Inc. - Decatur TLP (967) - CCI

Program Census Information:		# Children in Care During Quarter: 8	# Placements During Quarter: 8	# Children in Care On Last Day: 5
ILP/TLP Incentive Credits	Avg Performance All ILP/TLPs (Points)	Provider Performance (%)*	Possible Points (Weight)	Provider Points Earned
No DJJ or DOC Involvement		100%	5	5.00
Extended Foster Care Services		Not Eligible	5	
Positive Permanency Connections		0%	5	0.00
High School Graduation/College Participation/Professional Certification		0%	20	0.00
Part-Time Employment with Medical Benefits		0%	20	0.00
Living Arrangements at Discharge		0%	20	0.00
Additional Academic Supports		100%	2	2.00
Additional IL Skills Provision		81%	5	4.05
Active Agency Accreditation		50%	4	2.00
Staff Clinical Licensure		0%	5	0.00
Incentives Total	11.77		91	13.05

*Performance calculation descriptions can be found in the FY 2018 RBWO PBP Measurements and Standards Guide.

Child Protective Services Investigations and Dispositions

The following investigations data, which is not used for scoring but is considered significant to a provider's performance, is from Georgia SHINES and is not considered final or complete until the end of the fiscal year.

Total Reports:	0
Number Screened In:	0
Number Screened Out:	0
Number Substantiated:	0
Number Unsubstantiated:	0
Number Active CPS Investigations:	0



Performance-Based Placement Measures

RBWO Provider GA+SCORECARD - ILP/TLP

Report Quarter: Q2 FY2018

Provider/Program Name: Little Debbie's Second Chance Home, Inc. - ILP (5235) - CCI

3893 Leprechaun Court, Decatur, GA 30034

Phone: 404-296-1311

Vendor ID# 143276

Program Census Information:

Children in Care During
Quarter: 3# Placements During
Quarter: 3# Children in Care On Last
Day: 3

Quarterly Scores (Grades)

Current Quarter Score
(Grade)

Q1: 89.43 (B+)

Q2: 89.89 (B+)

89.89%

Q3: N/A

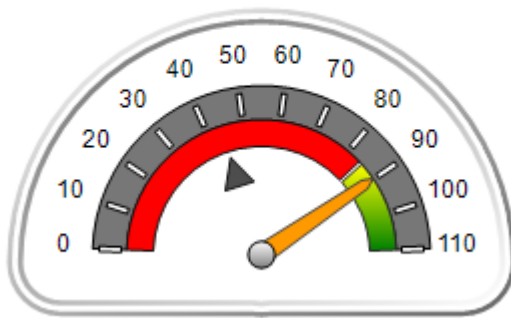
Q4: N/A

(B+)

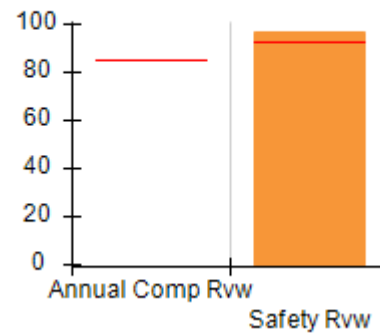
Quarterly Provider Comparisons to All ILP/TLPs

indicates average for all ILP/TLPs

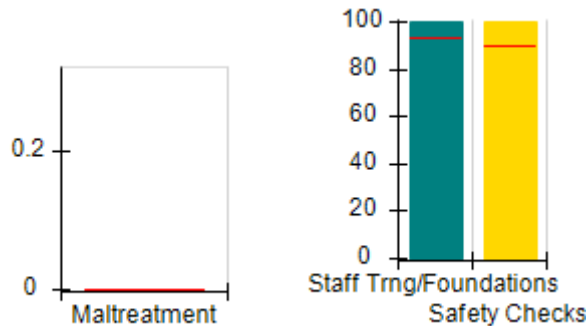
Overall Score (%)



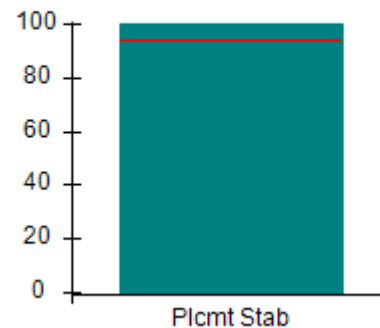
OPM Monitoring Reviews (%)



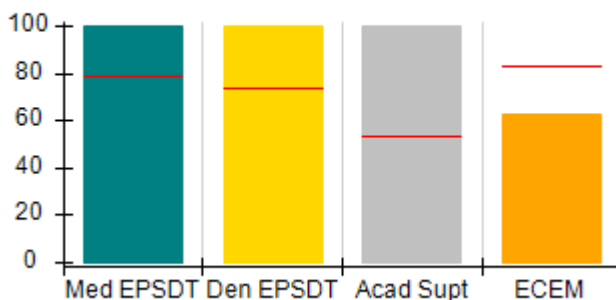
Safety Outcomes (%)



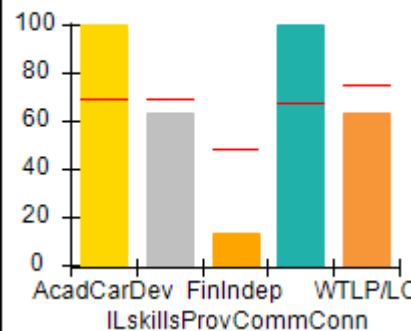
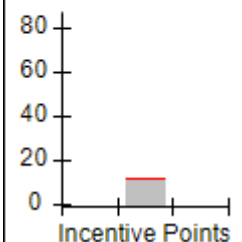
Permanency Outcomes (%)



Well-Being Outcomes (%)



ILP/TLP Outcomes (%)

Incentives
Earned
(Points)



Performance-Based Placement Measures
RBWO Provider GA+SCORECARD - ILP/TLP

Report Quarter: Q2 FY2018

Provider/Program Name: Little Debbie's Second Chance Home, Inc. - ILP (5235) - CCI				
3893 Leprechaun Court, Decatur, GA 30034		Quarterly Scores (Grades)		Current Quarter Score (Grade)
Phone: 404-296-1311		Q1: 89.43 (B+)	Q2: 89.89 (B+)	89.89%
Vendor ID# 143276		Q3: N/A	Q4: N/A	(B+)
Program Census Information:		# Children in Care During Quarter: 3	# Placements During Quarter: 3	# Children in Care On Last Day: 3
	Avg Performance All ILP/TLPs (%)	Provider Performance (%)*	Possible Points (Weight)	Provider Points Earned
OPM Monitoring Reviews				
Annual Comprehensive Reviews	85%	Not Yet Conducted		
Safety Reviews	92%	97%	5	4.83
Monitoring Sub-Total			5	4.83
ILP/TLP Safety Outcomes				
Incidence of Maltreatment	0.00%	Not Eligible		
Staff Training/Foundations	94%	100%	6.5	6.50
Staff Safety Checks	90%	100%	6.5	6.50
Safety Sub-Total			13	13.00
ILP/TLP Permanency Outcomes				
Placement Stability	94%	100%	3	3.00
Permanency Sub-Total			3	3.00
ILP/TLP Well-Being Outcomes				
EPSDT Medical Visits	79%	100%	4	4.00
EPSDT Dental Visits	74%	100%	4	4.00
Academic Supports	53%	100%	2	2.00
Provider ECEM Visits	83%	63%	4	2.52
Placements with Siblings	24%	0%	Not Scored	Not Scored
Placements within Legal County	19%	0%	Not Scored	Not Scored
Well-Being Sub-Total			14	12.52
ILP/TLP Specialty Outcomes				
Academic/Career Development	69%	100%	10	10.00
Ind Living Skills Provision	69%	63%	15	9.45
Financial Independence	48%	13%	5	0.65
Community Connections	67%	100%	5	5.00
WTLP/Life Coach	75%	63%	15	9.45
Specialty Sub-Total			50	34.55
*Performance calculation descriptions can be found in the FY 2018 RBWO PBP Measurements and Standards Guide.				

Monitoring & Outcomes: Possible Points = 85

Points Earned = 67.90



Performance-Based Placement Measures

RBWO Provider GA+SCORECARD - ILP/TLP

Report Quarter: Q2 FY2018

Score Before Incentives Credit	79.89%
Incentives Awarded	10.00 pts
PBP Verification	N/A pts
Total Score	89.89%

Provider/Program Name: Little Debbie's Second Chance Home, Inc. - ILP (5235) - CCI				
Program Census Information:		# Children in Care During Quarter: 3	# Placements During Quarter: 3	# Children in Care On Last Day: 3
ILP/TLP Incentive Credits	Avg Performance All ILP/TLPs (Points)	Provider Performance (%)*	Possible Points (Weight)	Provider Points Earned
No DJJ or DOC Involvement		100%	5	5.00
Extended Foster Care Services		Not Eligible	5	
Positive Permanency Connections		0%	5	0.00
High School Graduation/College Participation/Professional Certification		0%	20	0.00
Part-Time Employment with Medical Benefits		Not Eligible	20	
Living Arrangements at Discharge		Not Eligible	20	
Additional Academic Supports		100%	2	2.00
Additional IL Skills Provision		38%	5	1.90
Active Agency Accreditation		50%	4	2.00
Staff Clinical Licensure		0%	5	0.00
Incentives Total	11.77		91	10.90
*Performance calculation descriptions can be found in the FY 2018 RBWO PBP Measurements and Standards Guide.				

Child Protective Services Investigations and Dispositions		
The following investigations data, which is not used for scoring but is considered significant to a provider's performance, is from Georgia SHINES and is not considered final or complete until the end of the fiscal year.		
Total Reports:	0	
Number Screened In:	0	
Number Screened Out:	0	
Number Substantiated:	0	
Number Unsubstantiated:	0	
Number Active CPS Investigations:	0	



Performance-Based Placement Measures **RBWO Provider GA+SCORECARD - ILP/TLP**

Report Quarter: Q2 FY2018

Provider/Program Name: Little Debbie's Second Chance Home, Inc. - Redan ILP (5213) - CCI

1597 Smithson Drive, Lithonia, GA 30058

Phone: 404-296-1311

Vendor ID# 136090

Quarterly Scores (Grades)

Q1: 102.96 (A+)

Q2: 97.54 (A+)

Q3: N/A

Q4: N/A

Current Quarter Score (Grade)

97.54%

(A+)

Program Census Information:

Children in Care During Quarter: 2

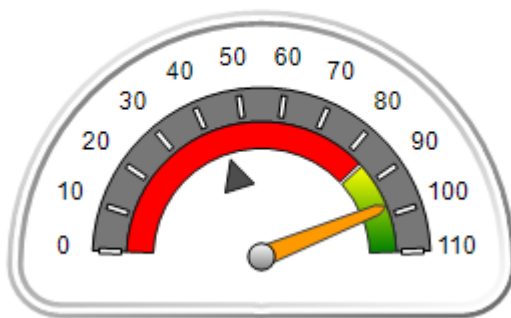
Placements During Quarter: 2

Children in Care On Last Day: 0

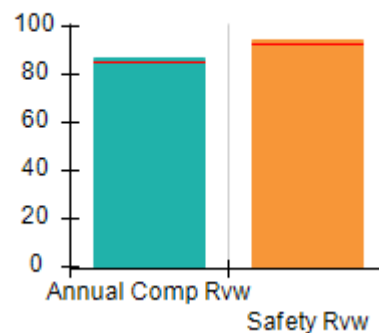
Quarterly Provider Comparisons to All ILP/TLPs

▼ indicates average for all ILP/TLPs

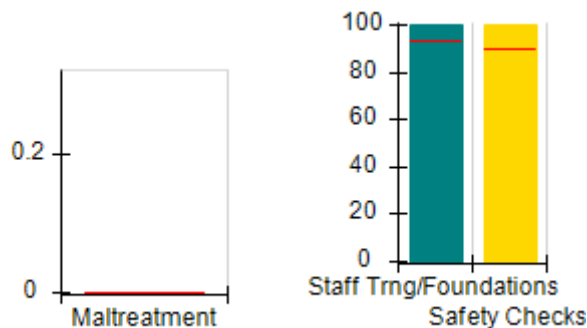
Overall Score (%)



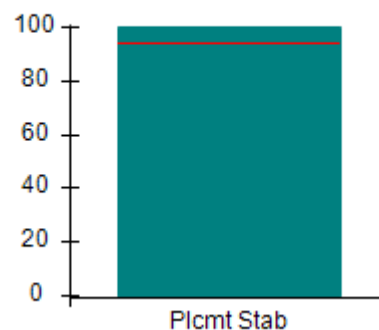
OPM Monitoring Reviews (%)



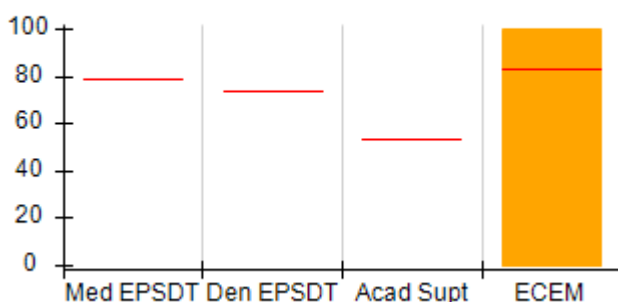
Safety Outcomes (%)



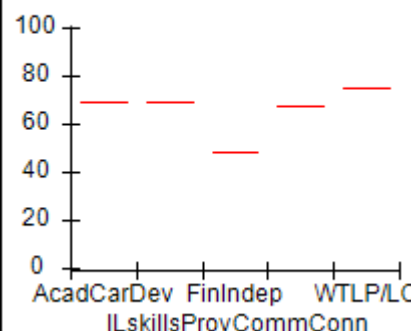
Permanency Outcomes (%)



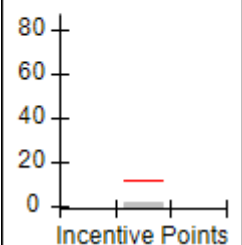
Well-Being Outcomes (%)



ILP/TLP Outcomes (%)



Incentives Earned (Points)





Performance-Based Placement Measures

RBWO Provider GA+SCORECARD - ILP/TLP

Report Quarter: Q2 FY2018

Provider/Program Name: Little Debbie's Second Chance Home, Inc. - Redan ILP (5213) - CCI				
1597 Smithson Drive, Lithonia, GA 30058		Quarterly Scores (Grades)		Current Quarter Score (Grade)
Phone: 404-296-1311		Q1: 102.96 (A+)	Q2: 97.54 (A+)	97.54% (A+)
Vendor ID# 136090		Q3: N/A	Q4: N/A	
Program Census Information:		# Children in Care During Quarter: 2	# Placements During Quarter: 2	# Children in Care On Last Day: 0
	Avg Performance All ILP/TLPs (%)	Provider Performance (%)*	Possible Points (Weight)	Provider Points Earned
OPM Monitoring Reviews				
Annual Comprehensive Reviews	85%	87%	15	13.05
Safety Reviews	92%	95%	5	4.73
Monitoring Sub-Total			20	17.77
ILP/TLP Safety Outcomes				
Incidence of Maltreatment	0.00%	Not Eligible		
Staff Training/Foundations	94%	100%	6.5	6.50
Staff Safety Checks	90%	100%	6.5	6.50
Safety Sub-Total			13	13.00
ILP/TLP Permanency Outcomes				
Placement Stability	94%	100%	3	3.00
Permanency Sub-Total			3	3.00
ILP/TLP Well-Being Outcomes				
EPSDT Medical Visits	79%	Not Eligible		
EPSDT Dental Visits	74%	Not Eligible		
Academic Supports	53%	Not Eligible		
Provider ECEM Visits	83%	100%	14	14.00
Placements with Siblings	24%	Not Eligible	Not Scored	Not Scored
Placements within Legal County	19%	Not Eligible	Not Scored	Not Scored
Well-Being Sub-Total			14	14.00
ILP/TLP Specialty Outcomes				
Academic/Career Development	69%	Not Eligible		
Ind Living Skills Provision	69%	Not Eligible		
Financial Independence	48%	Not Eligible		
Community Connections	67%	Not Eligible		
WTLP/Life Coach	75%	Not Eligible		
Specialty Sub-Total			N/A	
*Performance calculation descriptions can be found in the FY 2018 RBWO PBP Measurements and Standards Guide.				

Monitoring & Outcomes: Possible Points = 50
Points Earned = 47.77



Performance-Based Placement Measures RBWO Provider GA+SCORECARD - ILP/TLP

Report Quarter: Q2 FY2018

Score Before Incentives Credit	95.54%
Incentives Awarded	02.00 pts
PBP Verification	N/A pts
Total Score	97.54%

Provider/Program Name: Little Debbie's Second Chance Home, Inc. - Redan ILP (5213) - CCI

Program Census Information:		# Children in Care During Quarter: 2	# Placements During Quarter: 2	# Children in Care On Last Day: 0
ILP/TLP Incentive Credits	Avg Performance All ILP/TLPs (Points)	Provider Performance (%)*	Possible Points (Weight)	Provider Points Earned
No DJJ or DOC Involvement		Not Eligible	5	
Extended Foster Care Services		Not Eligible	5	
Positive Permanency Connections		Not Eligible	5	
High School Graduation/College Participation/Professional Certification		Not Eligible	20	
Part-Time Employment with Medical Benefits		0%	20	0.00
Living Arrangements at Discharge		0%	20	0.00
Additional Academic Supports		Not Eligible	2	
Additional IL Skills Provision		Not Eligible	5	
Active Agency Accreditation		50%	4	2.00
Staff Clinical Licensure		0%	5	0.00
Incentives Total	11.77		91	2.00

*Performance calculation descriptions can be found in the FY 2018 RBWO PBP Measurements and Standards Guide.

Child Protective Services Investigations and Dispositions

The following investigations data, which is not used for scoring but is considered significant to a provider's performance, is from Georgia SHINES and is not considered final or complete until the end of the fiscal year.

Total Reports:	0	
Number Screened In:	0	
Number Screened Out:	0	
Number Substantiated:	0	
Number Unsubstantiated:	0	
Number Active CPS Investigations:	0	



Performance-Based Placement Measures RBWO Provider GA+SCORECARD - ILP/TLP

Report Quarter: Q2 FY2018

Provider/Program Name: Little Debbie's Second Chance Home, Inc. - Young Rd ILP (5281) - CCI

1947 Young Road, Lithonia, GA 30058

Phone: 404-296-1311


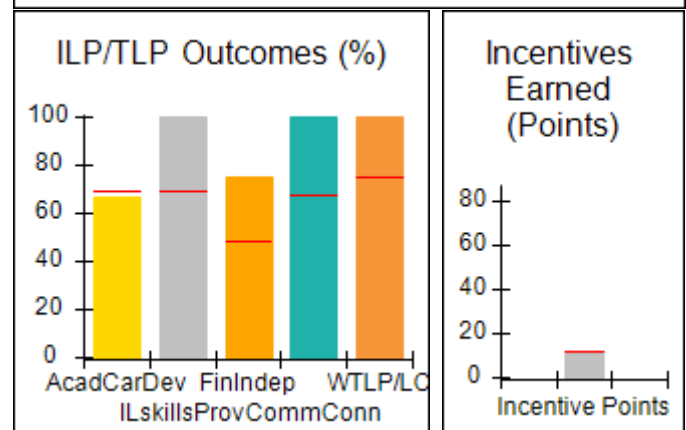
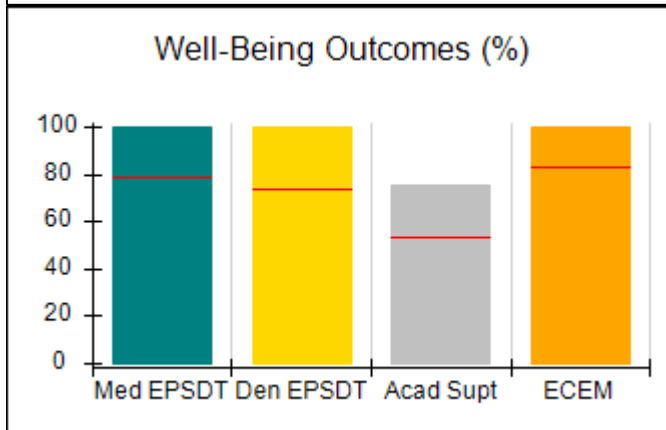
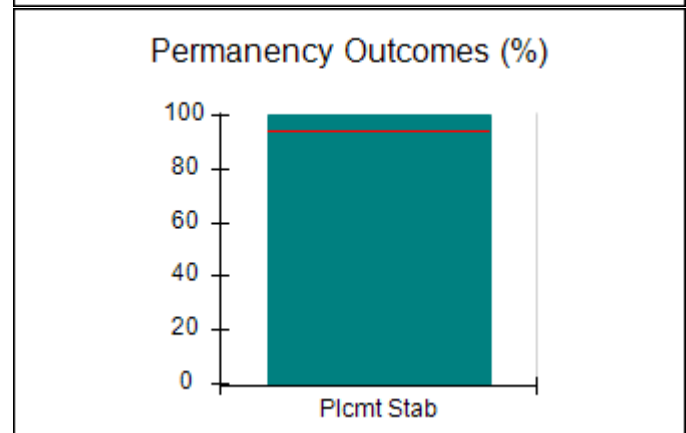
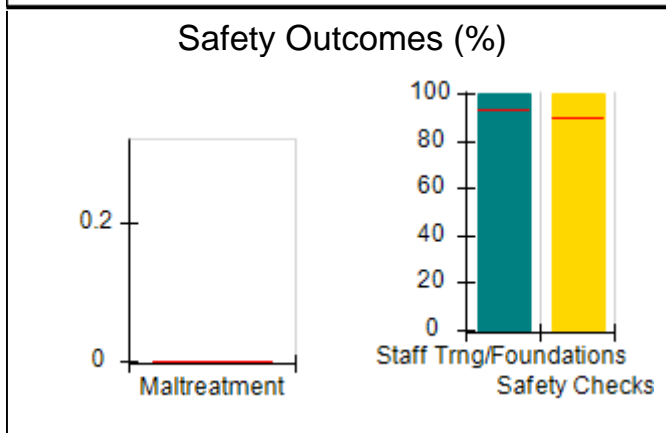
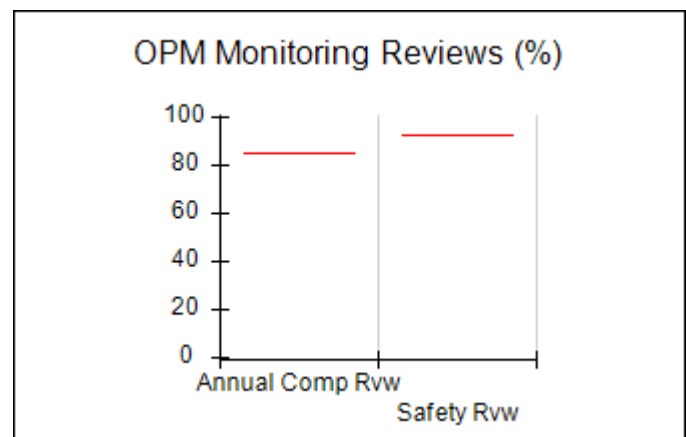
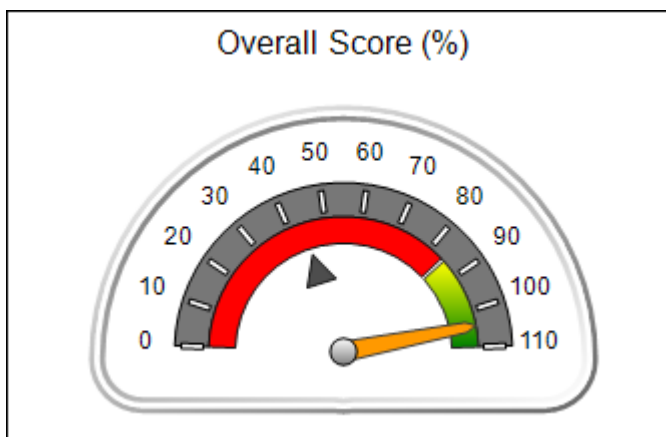
Vendor ID# 153772

Quarterly Scores (Grades)		Current Quarter Score (Grade)
Q1: 90.85 (A-)	Q2: 104.31 (A+)	104.31% (A+)
Q3: N/A	Q4: N/A	

Program Census Information:	# Children in Care During Quarter: 3	# Placements During Quarter: 3	# Children in Care On Last Day: 2
-----------------------------	--------------------------------------	--------------------------------	-----------------------------------

Quarterly Provider Comparisons to All ILP/TLPs

▼ — indicates average for all ILP/TLPs





Performance-Based Placement Measures

RBWO Provider GA+SCORECARD - ILP/TLP

Report Quarter: Q2 FY2018

Provider/Program Name: Little Debbie's Second Chance Home, Inc. - Young Rd ILP (5281) - CCI				
1947 Young Road, Lithonia, GA 30058		Quarterly Scores (Grades)		Current Quarter Score (Grade)
Phone: 404-296-1311		Q1: 90.85 (A-)	Q2: 104.31 (A+)	104.31% (A+)
Vendor ID# 153772		Q3: N/A	Q4: N/A	
Program Census Information:		# Children in Care During Quarter: 3	# Placements During Quarter: 3	# Children in Care On Last Day: 2
	Avg Performance All ILP/TLPs (%)	Provider Performance (%)*	Possible Points (Weight)	Provider Points Earned
OPM Monitoring Reviews				
Annual Comprehensive Reviews	85%	Not Yet Conducted		
Safety Reviews	92%	Not Yet Conducted		
Monitoring Sub-Total				0.00
ILP/TLP Safety Outcomes				
Incidence of Maltreatment	0.00%	No Substantiated Reports	3	3.00
Staff Training/Foundations	94%	100%	5	5.00
Staff Safety Checks	90%	100%	5	5.00
Safety Sub-Total			13	13.00
ILP/TLP Permanency Outcomes				
Placement Stability	94%	100%	3	3.00
Permanency Sub-Total			3	3.00
ILP/TLP Well-Being Outcomes				
EPSDT Medical Visits	79%	100%	4	4.00
EPSDT Dental Visits	74%	100%	4	4.00
Academic Supports	53%	75%	2	1.50
Provider ECEM Visits	83%	100%	4	4.00
Placements with Siblings	24%	0%	Not Scored	Not Scored
Placements within Legal County	19%	0%	Not Scored	Not Scored
Well-Being Sub-Total			14	14.00
ILP/TLP Specialty Outcomes				
Academic/Career Development	69%	67%	10	6.70
Ind Living Skills Provision	69%	100%	15	15.00
Financial Independence	48%	75%	5	3.75
Community Connections	67%	100%	5	5.00
WTLP/Life Coach	75%	100%	15	15.00
Specialty Sub-Total			50	45.45
*Performance calculation descriptions can be found in the FY 2018 RBWO PBP Measurements and Standards Guide.				



Performance-Based Placement Measures

RBWO Provider GA+SCORECARD - ILP/TLP

Report Quarter: Q2 FY2018

Monitoring & Outcomes: Possible Points = 80	Points Earned = 75.45
Score Before Incentives Credit	94.31%
Incentives Awarded	10.00 pts
PBP Verification	N/A pts
Total Score	104.31%

Provider/Program Name: Little Debbie's Second Chance Home, Inc. - Young Rd ILP (5281) - CCI

Program Census Information:		# Children in Care During Quarter: 3	# Placements During Quarter: 3	# Children in Care On Last Day: 2
ILP/TLP Incentive Credits	Avg Performance All ILP/TLPs (Points)	Provider Performance (%)*	Possible Points (Weight)	Provider Points Earned
No DJJ or DOC Involvement		67%	5	3.35
Extended Foster Care Services		Not Eligible	5	
Positive Permanency Connections		0%	5	0.00
High School Graduation/College Participation/Professional Certification		0%	20	0.00
Part-Time Employment with Medical Benefits		0%	20	0.00
Living Arrangements at Discharge		0%	20	0.00
Additional Academic Supports		25%	2	0.50
Additional IL Skills Provision		100%	5	5.00
Active Agency Accreditation		50%	4	2.00
Staff Clinical Licensure		0%	5	0.00
Incentives Total	11.77		91	10.85

*Performance calculation descriptions can be found in the FY 2018 RBWO PBP Measurements and Standards Guide.

Child Protective Services Investigations and Dispositions

The following investigations data, which is not used for scoring but is considered significant to a provider's performance, is from Georgia SHINES and is not considered final or complete until the end of the fiscal year.

Total Reports:	0
Number Screened In:	0
Number Screened Out:	0
Number Substantiated:	0
Number Unsubstantiated:	0
Number Active CPS Investigations:	0



Performance-Based Placement Measures

RBWO Provider GA+SCORECARD - ILP/TLP

Report Quarter: Q2 FY2018

Provider/Program Name: Madi's House - Madi's House (5180) - CCI

4555 Kelden Circle, College Park, GA 30349

Phone: 888-558-4453

Vendor ID# 121478

Quarterly Scores (Grades)

Q1: 54.56 (F)

Q2: 76.22 (C)

Q3: N/A

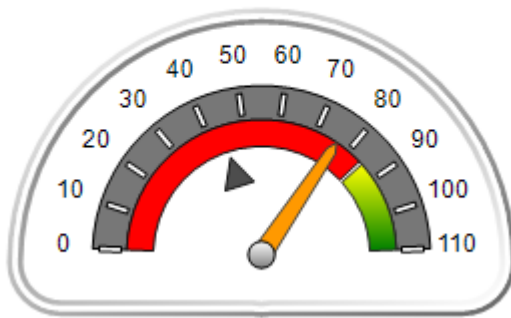
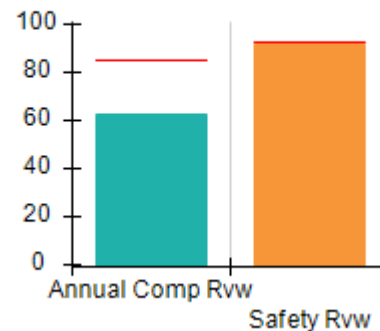
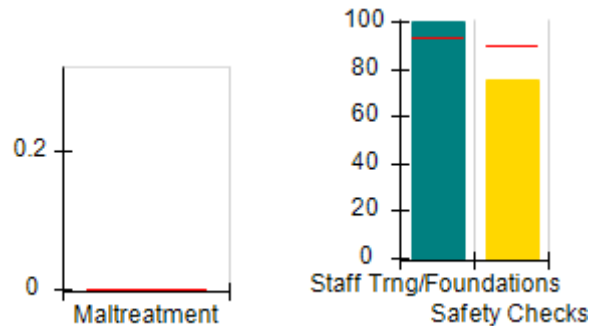
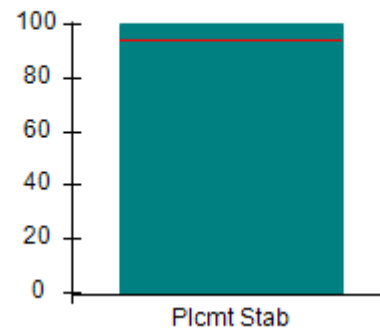
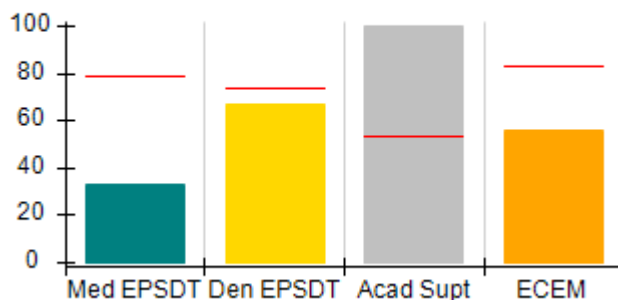
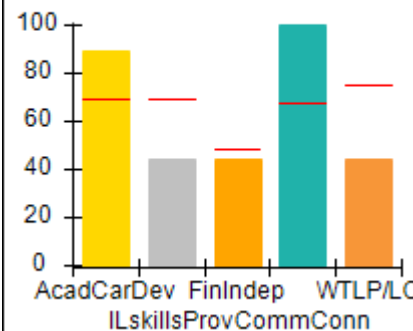
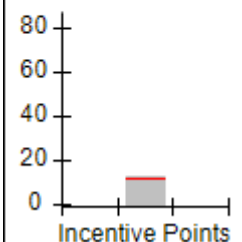
Q4: N/A

Current Quarter Score (Grade)**76.22%****(C)**

Program Census Information:

Children in Care During
Quarter: 3# Placements During
Quarter: 3# Children in Care On Last
Day: 3**Quarterly Provider Comparisons to All ILP/TLPs**

indicates average for all ILP/TLPs

Overall Score (%)**OPM Monitoring Reviews (%)****Safety Outcomes (%)****Permanency Outcomes (%)****Well-Being Outcomes (%)****ILP/TLP Outcomes (%)****Incentives Earned (Points)**



Performance-Based Placement Measures

RBWO Provider GA+SCORECARD - ILP/TLP

Report Quarter: Q2 FY2018

Provider/Program Name: Madi's House - Madi's House (5180) - CCI				
4555 Kelden Circle, College Park, GA 30349 Phone: 888-558-4453 Vendor ID# 121478		Quarterly Scores (Grades)		Current Quarter Score (Grade)
		Q1: 54.56 (F)	Q2: 76.22 (C)	76.22% (C)
		Q3: N/A	Q4: N/A	
Program Census Information:		# Children in Care During Quarter: 3	# Placements During Quarter: 3	# Children in Care On Last Day: 3
	Avg Performance All ILP/TLPs (%)	Provider Performance (%)*	Possible Points (Weight)	Provider Points Earned
OPM Monitoring Reviews				
Annual Comprehensive Reviews	85%	62%	15	9.33
Safety Reviews	92%	92%	5	4.60
Monitoring Sub-Total			20	13.93
ILP/TLP Safety Outcomes				
Incidence of Maltreatment	0.00%	No Substantiated Reports	3	3.00
Staff Training/Foundations	94%	100%	5	5.00
Staff Safety Checks	90%	75%	5	3.75
Safety Sub-Total			13	11.75
ILP/TLP Permanency Outcomes				
Placement Stability	94%	100%	3	3.00
Permanency Sub-Total			3	3.00
ILP/TLP Well-Being Outcomes				
EPSDT Medical Visits	79%	33%	4	1.32
EPSDT Dental Visits	74%	67%	4	2.68
Academic Supports	53%	100%	2	2.00
Provider ECEM Visits	83%	56%	4	2.24
Placements with Siblings	24%	0%	Not Scored	Not Scored
Placements within Legal County	19%	Not Eligible	Not Scored	Not Scored
Well-Being Sub-Total			14	8.24
ILP/TLP Specialty Outcomes				
Academic/Career Development	69%	89%	10	8.90
Ind Living Skills Provision	69%	44%	15	6.60
Financial Independence	48%	44%	5	2.20
Community Connections	67%	100%	5	5.00
WTLP/Life Coach	75%	44%	15	6.60
Specialty Sub-Total			50	29.30

*Performance calculation descriptions can be found in the FY 2018 RBWO PBP Measurements and Standards Guide.

Monitoring & Outcomes: Possible Points = 100

Points Earned = 66.22



Performance-Based Placement Measures

RBWO Provider GA+SCORECARD - ILP/TLP

Report Quarter: Q2 FY2018

Score Before Incentives Credit	66.22%
Incentives Awarded	10.00 pts
PBP Verification	N/A pts
Total Score	76.22%

Provider/Program Name: Madi's House - Madi's House (5180) - CCI				
Program Census Information:		# Children in Care During Quarter: 3	# Placements During Quarter: 3	# Children in Care On Last Day: 3
ILP/TLP Incentive Credits	Avg Performance All ILP/TLPs (Points)	Provider Performance (%)*	Possible Points (Weight)	Provider Points Earned
No DJJ or DOC Involvement		100%	5	5.00
Extended Foster Care Services		100%	5	5.00
Positive Permanency Connections		0%	5	0.00
High School Graduation/College Participation/Professional Certification		0%	20	0.00
Part-Time Employment with Medical Benefits		Not Eligible	20	
Living Arrangements at Discharge		Not Eligible	20	
Additional Academic Supports		67%	2	1.34
Additional IL Skills Provision		33%	5	1.65
Active Agency Accreditation		0%	4	0.00
Staff Clinical Licensure		0%	5	0.00
Incentives Total	11.77		91	12.99
*Performance calculation descriptions can be found in the FY 2018 RBWO PBP Measurements and Standards Guide.				

Child Protective Services Investigations and Dispositions		
The following investigations data, which is not used for scoring but is considered significant to a provider's performance, is from Georgia SHINES and is not considered final or complete until the end of the fiscal year.		
Total Reports:	0	
Number Screened In:	0	
Number Screened Out:	0	
Number Substantiated:	0	
Number Unsubstantiated:	0	
Number Active CPS Investigations:	0	



Performance-Based Placement Measures

RBWO Provider GA+SCORECARD - ILP/TLP

Report Quarter: Q2 FY2018

Provider/Program Name: Mentoring Youth Services - ILP (5165) - CCI

2031 6th Avenue, Columbus, GA 31904

Phone: 706-984-9636

Vendor ID# 144099

Quarterly Scores (Grades)

Q1: 75.59 (C)

Q2: 72.09 (C-)

Q3: N/A

Q4: N/A

Current Quarter Score (Grade)

72.09%

(C-)

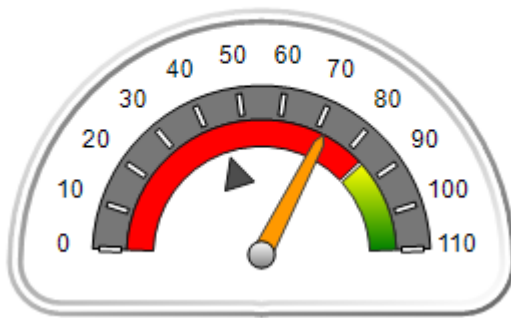
Program Census Information:

Children in Care During
Quarter: 1# Placements During
Quarter: 1# Children in Care On Last
Day: 1

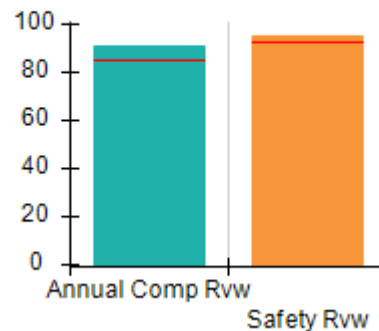
Quarterly Provider Comparisons to All ILP/TLPs

indicates average for all ILP/TLPs

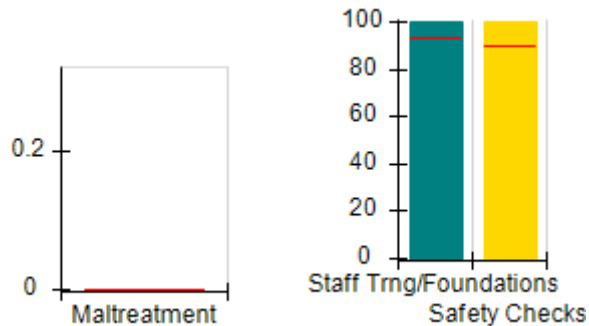
Overall Score (%)



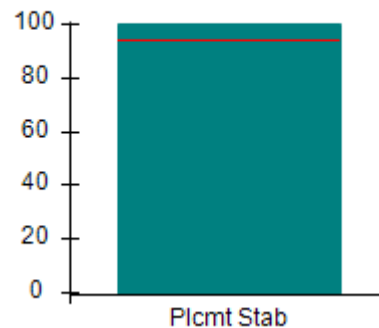
OPM Monitoring Reviews (%)



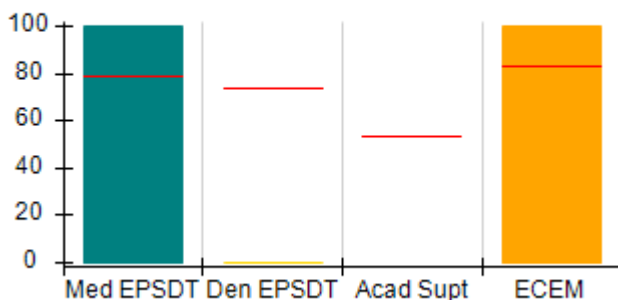
Safety Outcomes (%)



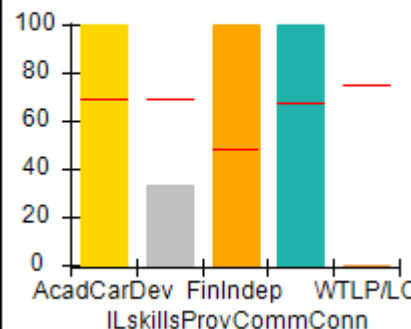
Permanency Outcomes (%)



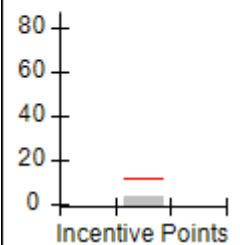
Well-Being Outcomes (%)



ILP/TLP Outcomes (%)



Incentives Earned (Points)





Performance-Based Placement Measures

RBWO Provider GA+SCORECARD - ILP/TLP

Report Quarter: Q2 FY2018

Provider/Program Name: Mentoring Youth Services - ILP (5165) - CCI				
2031 6th Avenue, Columbus, GA 31904		Quarterly Scores (Grades)		Current Quarter Score (Grade)
Phone: 706-984-9636		Q1: 75.59 (C)	Q2: 72.09 (C-)	72.09% (C-)
Vendor ID# 144099		Q3: N/A	Q4: N/A	
Program Census Information:		# Children in Care During Quarter: 1	# Placements During Quarter: 1	# Children in Care On Last Day: 1
	Avg Performance All ILP/TLPs (%)	Provider Performance (%)*	Possible Points (Weight)	Provider Points Earned
OPM Monitoring Reviews				
Annual Comprehensive Reviews	85%	91%	15	13.70
Safety Reviews	92%	95%	5	4.76
Monitoring Sub-Total			20	18.46
ILP/TLP Safety Outcomes				
Incidence of Maltreatment	0.00%	Not Eligible		
Staff Training/Foundations	94%	100%	6.5	6.50
Staff Safety Checks	90%	100%	6.5	6.50
Safety Sub-Total			13	13.00
ILP/TLP Permanency Outcomes				
Placement Stability	94%	100%	3	3.00
Permanency Sub-Total			3	3.00
ILP/TLP Well-Being Outcomes				
EPSDT Medical Visits	79%	100%	4.7	4.55
EPSDT Dental Visits	74%	0%	4.7	0.00
Academic Supports	53%	Not Eligible		
Provider ECEM Visits	83%	100%	4.7	4.67
Placements with Siblings	24%	0%	Not Scored	Not Scored
Placements within Legal County	19%	Not Eligible	Not Scored	Not Scored
Well-Being Sub-Total			14	9.33
ILP/TLP Specialty Outcomes				
Academic/Career Development	69%	100%	10	10.00
Ind Living Skills Provision	69%	33%	15	4.95
Financial Independence	48%	100%	5	5.00
Community Connections	67%	100%	5	5.00
WTLP/Life Coach	75%	0%	15	0.00
Specialty Sub-Total			50	24.95
*Performance calculation descriptions can be found in the FY 2018 RBWO PBP Measurements and Standards Guide.				

Monitoring & Outcomes: Possible Points = 100

Points Earned = 68.74



Performance-Based Placement Measures

RBWO Provider GA+SCORECARD - ILP/TLP

Report Quarter: Q2 FY2018

Score Before Incentives Credit	68.74%
Incentives Awarded	03.35 pts
PBP Verification	N/A pts
Total Score	72.09%

Provider/Program Name: Mentoring Youth Services - ILP (5165) - CCI				
Program Census Information:		# Children in Care During Quarter: 1	# Placements During Quarter: 1	# Children in Care On Last Day: 1
ILP/TLP Incentive Credits	Avg Performance All ILP/TLPs (Points)	Provider Performance (%)*	Possible Points (Weight)	Provider Points Earned
No DJJ or DOC Involvement		67%	5	3.35
Extended Foster Care Services		Not Eligible	5	
Positive Permanency Connections		0%	5	0.00
High School Graduation/College Participation/Professional Certification		0%	20	0.00
Part-Time Employment with Medical Benefits		Not Eligible	20	
Living Arrangements at Discharge		Not Eligible	20	
Additional Academic Supports		Not Eligible	2	
Additional IL Skills Provision		0%	5	0.00
Active Agency Accreditation		0%	4	0.00
Staff Clinical Licensure		0%	5	0.00
Incentives Total	11.77		91	3.35

*Performance calculation descriptions can be found in the FY 2018 RBWO PBP Measurements and Standards Guide.

Child Protective Services Investigations and Dispositions		
The following investigations data, which is not used for scoring but is considered significant to a provider's performance, is from Georgia SHINES and is not considered final or complete until the end of the fiscal year.		
Total Reports:	0	
Number Screened In:	0	
Number Screened Out:	0	
Number Substantiated:	0	
Number Unsubstantiated:	0	
Number Active CPS Investigations:	0	



Performance-Based Placement Measures RBWO Provider GA+SCORECARD - ILP/TLP

Report Quarter: Q2 FY2018

Provider/Program Name: Murphy-Harpst Children's Centers - TLP (Fletcher St. 2) (5230) - CCI

740 Fletcher St., Cedartown, GA 30125

Phone: 770-748-1500

Vendor ID# 144420

Quarterly Scores (Grades)

Current Quarter Score (Grade)

Q1: 79.52 (C+)

Q2: 98.54 (A+)

98.54%

Q3: N/A

Q4: N/A

(A+)

Program Census Information:

Children in Care During Quarter: 10

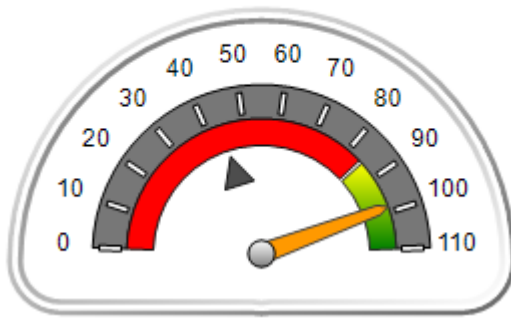
Placements During Quarter: 10

Children in Care On Last Day: 8

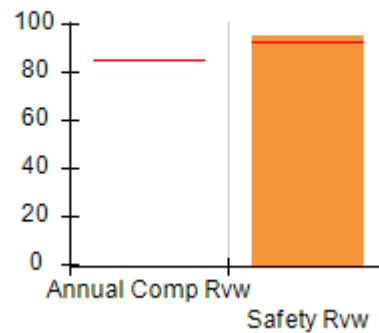
Quarterly Provider Comparisons to All ILP/TLPs

▼ — indicates average for all ILP/TLPs

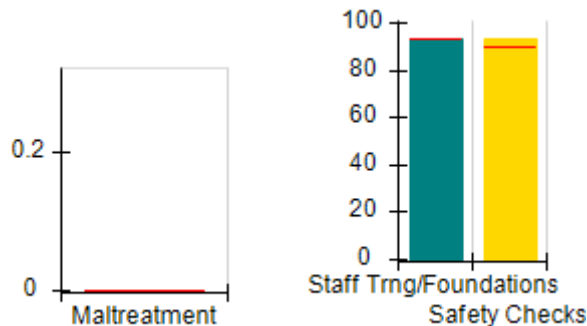
Overall Score (%)



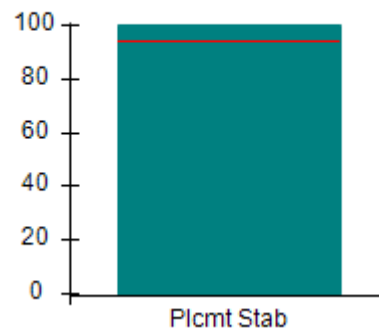
OPM Monitoring Reviews (%)



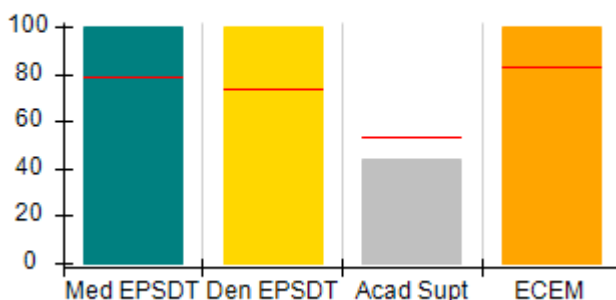
Safety Outcomes (%)



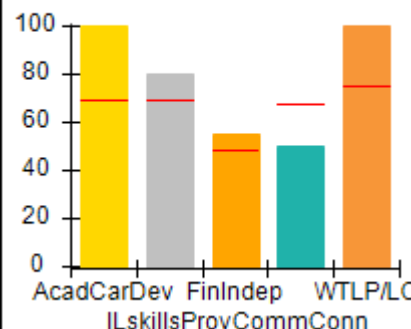
Permanency Outcomes (%)



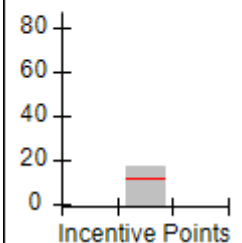
Well-Being Outcomes (%)



ILP/TLP Outcomes (%)



Incentives Earned (Points)





Performance-Based Placement Measures
RBWO Provider GA+SCORECARD - ILP/TLP

Report Quarter: Q2 FY2018

Provider/Program Name: Murphy-Harpst Children's Centers - TLP (Fletcher St. 2) (5230) - CCI

740 Fletcher St., Cedartown, GA 30125 Phone: 770-748-1500 Vendor ID# 144420	Quarterly Scores (Grades)		Current Quarter Score (Grade)
	Q1: 79.52 (C+)	Q2: 98.54 (A+)	98.54%
	Q3: N/A	Q4: N/A	(A+)

Program Census Information:	# Children in Care During Quarter: 10	# Placements During Quarter: 10	# Children in Care On Last Day: 8
-----------------------------	---------------------------------------	---------------------------------	-----------------------------------

	Avg Performance All ILP/TLPs (%)	Provider Performance (%)*	Possible Points (Weight)	Provider Points Earned
--	---	----------------------------------	---------------------------------	-------------------------------

OPM Monitoring Reviews

Annual Comprehensive Reviews	85%	Not Yet Conducted		
Safety Reviews	92%	95%	5	4.77
Monitoring Sub-Total			5	4.77

ILP/TLP Safety Outcomes

Incidence of Maltreatment	0.00%	No Substantiated Reports	3	3.00
Staff Training/Foundations	94%	93%	5	4.65
Staff Safety Checks	90%	93%	5	4.65
Safety Sub-Total			13	12.30

ILP/TLP Permanency Outcomes

Placement Stability	94%	100%	3	3.00
Permanency Sub-Total			3	3.00

ILP/TLP Well-Being Outcomes

EPSDT Medical Visits	79%	100%	4	4.00
EPSDT Dental Visits	74%	100%	4	4.00
Academic Supports	53%	44%	2	0.88
Provider ECEM Visits	83%	100%	4	4.00
Placements with Siblings	24%	0%	Not Scored	Not Scored
Placements within Legal County	19%	0%	Not Scored	Not Scored
Well-Being Sub-Total			14	12.94

ILP/TLP Specialty Outcomes

Academic/Career Development	69%	100%	10	10.00
Ind Living Skills Provision	69%	80%	15	12.00
Financial Independence	48%	55%	5	2.75
Community Connections	67%	50%	5	2.50
WTLP/Life Coach	75%	100%	15	15.00
Specialty Sub-Total			50	42.25

*Performance calculation descriptions can be found in the FY 2018 RBWO PBP Measurements and Standards Guide.



Performance-Based Placement Measures

RBWO Provider GA+SCORECARD - ILP/TLP

Report Quarter: Q2 FY2018

Monitoring & Outcomes: Possible Points = 85	Points Earned = 75.26
Score Before Incentives Credit	88.54%
Incentives Awarded	10.00 pts
PBP Verification	N/A pts
Total Score	98.54%

Provider/Program Name: Murphy-Harpst Children's Centers - TLP (Fletcher St. 2) (5230) - CCI

Program Census Information:		# Children in Care During Quarter: 10	# Placements During Quarter: 10	# Children in Care On Last Day: 8
ILP/TLP Incentive Credits	Avg Performance All ILP/TLPs (Points)	Provider Performance (%)*	Possible Points (Weight)	Provider Points Earned
No DJJ or DOC Involvement		100%	5	5.00
Extended Foster Care Services		Not Eligible	5	
Positive Permanency Connections		0%	5	0.00
High School Graduation/College Participation/Professional Certification		33%	20	6.60
Part-Time Employment with Medical Benefits		0%	20	0.00
Living Arrangements at Discharge		0%	20	0.00
Additional Academic Supports		24%	2	0.48
Additional IL Skills Provision		63%	5	3.15
Active Agency Accreditation		50%	4	2.00
Staff Clinical Licensure		0%	5	0.00
Incentives Total	11.77		91	17.23

*Performance calculation descriptions can be found in the FY 2018 RBWO PBP Measurements and Standards Guide.

Child Protective Services Investigations and Dispositions

The following investigations data, which is not used for scoring but is considered significant to a provider's performance, is from Georgia SHINES and is not considered final or complete until the end of the fiscal year.

Total Reports:	0
Number Screened In:	0
Number Screened Out:	0
Number Substantiated:	0
Number Unsubstantiated:	0
Number Active CPS Investigations:	0

**Performance-Based Placement Measures**
RBWO Provider GA+SCORECARD - ILP/TLP

Report Quarter: Q2 FY2018

Provider/Program Name: North Georgia Angel House - ILP (5238) - CCI

2260 Sam Nelson Road, Canton, GA 30114

Phone: 770-479-9555

Vendor ID# 144051

Quarterly Scores (Grades)

Q1: 108.59 (A+)

Q2: 109.27 (A+)

Q3: N/A

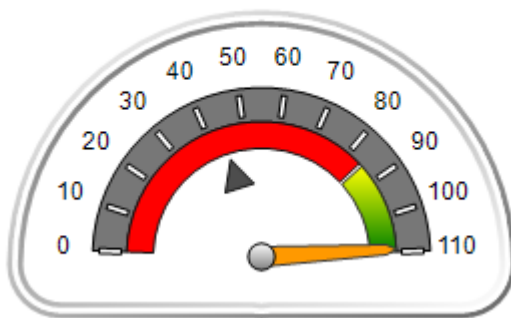
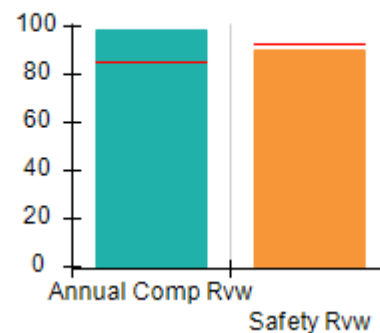
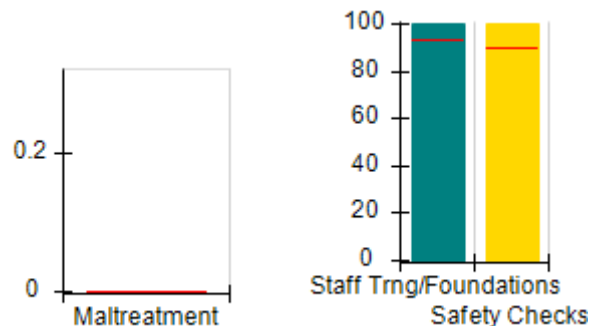
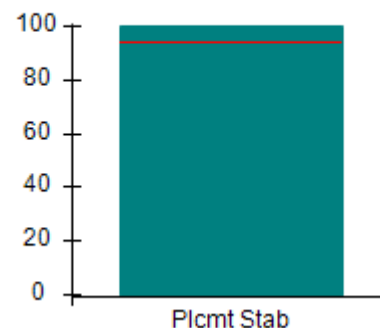
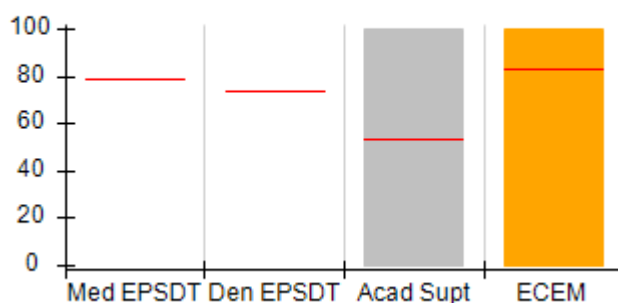
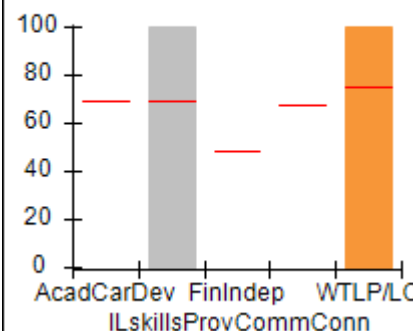
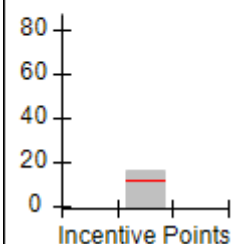
Q4: N/A

Current Quarter Score (Grade)**109.27%****(A+)**

Program Census Information:

Children in Care During
Quarter: 2# Placements During
Quarter: 2# Children in Care On Last
Day: 0**Quarterly Provider Comparisons to All ILP/TLPs**

▼ — indicates average for all ILP/TLPs

Overall Score (%)**OPM Monitoring Reviews (%)****Safety Outcomes (%)****Permanency Outcomes (%)****Well-Being Outcomes (%)****ILP/TLP Outcomes (%)****Incentives Earned (Points)**



Performance-Based Placement Measures

RBWO Provider GA+SCORECARD - ILP/TLP

Report Quarter: Q2 FY2018

Provider/Program Name: North Georgia Angel House - ILP (5238) - CCI				
2260 Sam Nelson Road, Canton, GA 30114 Phone: 770-479-9555 Vendor ID# 144051		Quarterly Scores (Grades)		Current Quarter Score (Grade)
		Q1: 108.59 (A+)	Q2: 109.27 (A+)	109.27% (A+)
		Q3: N/A	Q4: N/A	
Program Census Information:		# Children in Care During Quarter: 2	# Placements During Quarter: 2	# Children in Care On Last Day: 0
	Avg Performance All ILP/TLPs (%)	Provider Performance (%)*	Possible Points (Weight)	Provider Points Earned
OPM Monitoring Reviews				
Annual Comprehensive Reviews	85%	98%	15	14.77
Safety Reviews	92%	90%	5	4.50
Monitoring Sub-Total			20	19.27
ILP/TLP Safety Outcomes				
Incidence of Maltreatment	0.00%	Not Eligible		
Staff Training/Foundations	94%	100%	6.5	6.50
Staff Safety Checks	90%	100%	6.5	6.50
Safety Sub-Total			13	13.00
ILP/TLP Permanency Outcomes				
Placement Stability	94%	100%	3	3.00
Permanency Sub-Total			3	3.00
ILP/TLP Well-Being Outcomes				
EPSDT Medical Visits	79%	Not Eligible		
EPSDT Dental Visits	74%	Not Eligible		
Academic Supports	53%	100%	4.7	4.67
Provider ECEM Visits	83%	100%	9.3	9.33
Placements with Siblings	24%	0%	Not Scored	Not Scored
Placements within Legal County	19%	Not Eligible	Not Scored	Not Scored
Well-Being Sub-Total			14	14.00
ILP/TLP Specialty Outcomes				
Academic/Career Development	69%	Not Eligible		
Ind Living Skills Provision	69%	100%	25	25.00
Financial Independence	48%	Not Eligible		
Community Connections	67%	Not Eligible		
WTLF/Life Coach	75%	100%	25	25.00
Specialty Sub-Total			50	50.00
*Performance calculation descriptions can be found in the FY 2018 RBWO PBP Measurements and Standards Guide.				

Monitoring & Outcomes: Possible Points = 100
Points Earned = 99.27



Performance-Based Placement Measures

RBWO Provider GA+SCORECARD - ILP/TLP

Report Quarter: Q2 FY2018

Score Before Incentives Credit	99.27%
Incentives Awarded	10.00 pts
PBP Verification	N/A pts
Total Score	109.27%

Provider/Program Name: North Georgia Angel House - ILP (5238) - CCI				
Program Census Information:		# Children in Care During Quarter: 2	# Placements During Quarter: 2	# Children in Care On Last Day: 0
ILP/TLP Incentive Credits	Avg Performance All ILP/TLPs (Points)	Provider Performance (%)*	Possible Points (Weight)	Provider Points Earned
No DJJ or DOC Involvement		Not Eligible	5	
Extended Foster Care Services		Not Eligible	5	
Positive Permanency Connections		100%	5	5.00
High School Graduation/College Participation/Professional Certification		Not Eligible	20	
Part-Time Employment with Medical Benefits		0%	20	0.00
Living Arrangements at Discharge		0%	20	0.00
Additional Academic Supports		100%	2	2.00
Additional IL Skills Provision		100%	5	5.00
Active Agency Accreditation		100%	4	4.00
Staff Clinical Licensure		0%	5	0.00
Incentives Total	11.77		91	16.00
*Performance calculation descriptions can be found in the FY 2018 RBWO PBP Measurements and Standards Guide.				

Child Protective Services Investigations and Dispositions		
The following investigations data, which is not used for scoring but is considered significant to a provider's performance, is from Georgia SHINES and is not considered final or complete until the end of the fiscal year.		
Total Reports:	0	
Number Screened In:	0	
Number Screened Out:	0	
Number Substantiated:	0	
Number Unsubstantiated:	0	
Number Active CPS Investigations:	0	



Performance-Based Placement Measures

RBWO Provider GA+SCORECARD - ILP/TLP

Report Quarter: Q2 FY2018

Provider/Program Name: North Georgia Angel House - TLP (5126) - CCI

2260 Sam Nelson Road, Canton, GA 30114

Phone: 404-556-7421

Vendor ID# 108343

Program Census Information:

Children in Care During
Quarter: 7# Placements During
Quarter: 7# Children in Care On Last
Day: 4

Quarterly Scores (Grades)

Q1: 107.34 (A+)

Q2: 108.87 (A+)

Q3: N/A

Q4: N/A

Current Quarter Score
(Grade)

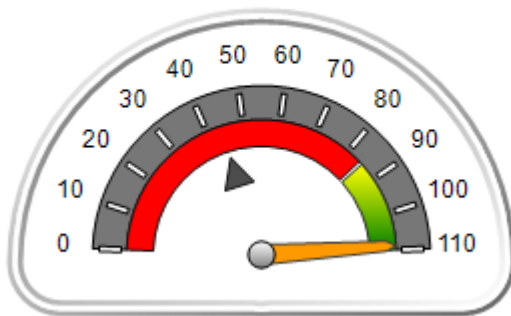
108.87%

(A+)

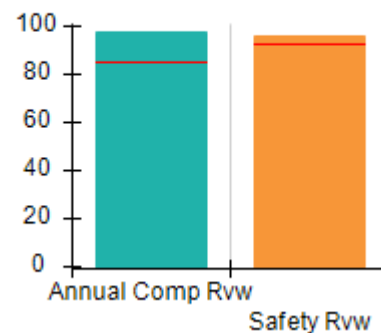
Quarterly Provider Comparisons to All ILP/TLPs

indicates average for all ILP/TLPs

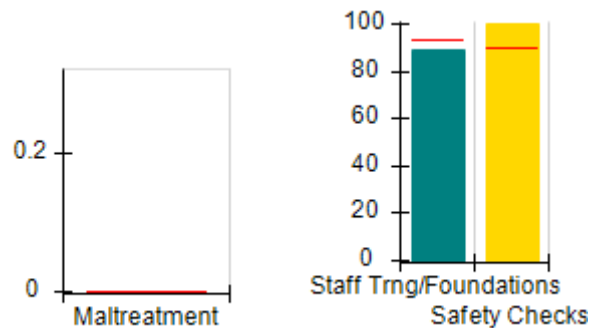
Overall Score (%)



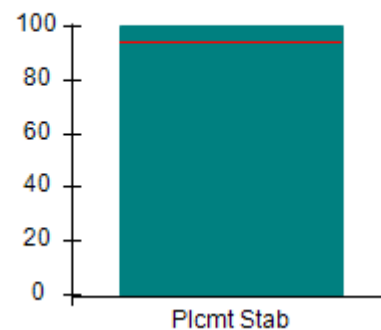
OPM Monitoring Reviews (%)



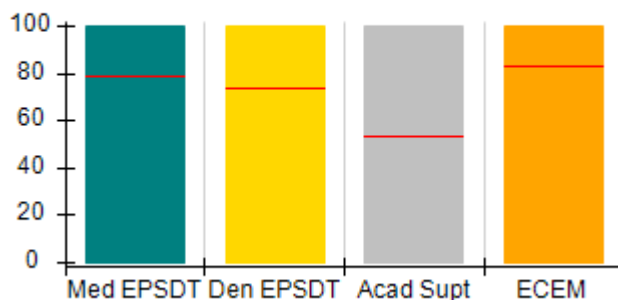
Safety Outcomes (%)



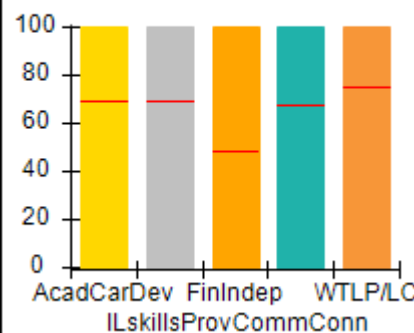
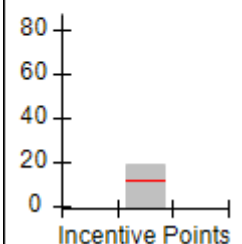
Permanency Outcomes (%)



Well-Being Outcomes (%)



ILP/TLP Outcomes (%)

Incentives
Earned
(Points)



Performance-Based Placement Measures
RBWO Provider GA+SCORECARD - ILP/TLP

Report Quarter: Q2 FY2018

Provider/Program Name: North Georgia Angel House - TLP (5126) - CCI				
2260 Sam Nelson Road, Canton, GA 30114		Quarterly Scores (Grades)		Current Quarter Score (Grade)
Phone: 404-556-7421		Q1: 107.34 (A+)	Q2: 108.87 (A+)	108.87%
Vendor ID# 108343		Q3: N/A	Q4: N/A	(A+)
Program Census Information:		# Children in Care During Quarter: 7	# Placements During Quarter: 7	# Children in Care On Last Day: 4
	Avg Performance All ILP/TLPs (%)	Provider Performance (%)*	Possible Points (Weight)	Provider Points Earned
OPM Monitoring Reviews				
Annual Comprehensive Reviews	85%	97%	15	14.62
Safety Reviews	92%	96%	5	4.80
Monitoring Sub-Total			20	19.42
ILP/TLP Safety Outcomes				
Incidence of Maltreatment	0.00%	No Substantiated Reports	3	3.00
Staff Training/Foundations	94%	89%	5	4.45
Staff Safety Checks	90%	100%	5	5.00
Safety Sub-Total			13	12.45
ILP/TLP Permanency Outcomes				
Placement Stability	94%	100%	3	3.00
Permanency Sub-Total			3	3.00
ILP/TLP Well-Being Outcomes				
EPSDT Medical Visits	79%	100%	4	4.00
EPSDT Dental Visits	74%	100%	4	4.00
Academic Supports	53%	100%	2	2.00
Provider ECEM Visits	83%	100%	4	4.00
Placements with Siblings	24%	0%	Not Scored	Not Scored
Placements within Legal County	19%	0%	Not Scored	Not Scored
Well-Being Sub-Total			14	14.00
ILP/TLP Specialty Outcomes				
Academic/Career Development	69%	100%	10	10.00
Ind Living Skills Provision	69%	100%	15	15.00
Financial Independence	48%	100%	5	5.00
Community Connections	67%	100%	5	5.00
WTLP/Life Coach	75%	100%	15	15.00
Specialty Sub-Total			50	50.00

*Performance calculation descriptions can be found in the FY 2018 RBWO PBP Measurements and Standards Guide.

Monitoring & Outcomes: Possible Points = 100	Points Earned = 98.87
---	------------------------------



Performance-Based Placement Measures

RBWO Provider GA+SCORECARD - ILP/TLP

Report Quarter: Q2 FY2018

Score Before Incentives Credit	98.87%
Incentives Awarded	10.00 pts
PBP Verification	N/A pts
Total Score	108.87%

Provider/Program Name: North Georgia Angel House - TLP (5126) - CCI				
Program Census Information:		# Children in Care During Quarter: 7	# Placements During Quarter: 7	# Children in Care On Last Day: 4
ILP/TLP Incentive Credits	Avg Performance All ILP/TLPs (Points)	Provider Performance (%)*	Possible Points (Weight)	Provider Points Earned
No DJJ or DOC Involvement		100%	5	5.00
Extended Foster Care Services		Not Eligible	5	
Positive Permanency Connections		100%	5	5.00
High School Graduation/College Participation/Professional Certification		0%	20	0.00
Part-Time Employment with Medical Benefits		0%	20	0.00
Living Arrangements at Discharge		0%	20	0.00
Additional Academic Supports		100%	2	2.00
Additional IL Skills Provision		100%	5	5.00
Active Agency Accreditation		50%	4	2.00
Staff Clinical Licensure		0%	5	0.00
Incentives Total	11.77		91	19.00

*Performance calculation descriptions can be found in the FY 2018 RBWO PBP Measurements and Standards Guide.

Child Protective Services Investigations and Dispositions		
The following investigations data, which is not used for scoring but is considered significant to a provider's performance, is from Georgia SHINES and is not considered final or complete until the end of the fiscal year.		
Total Reports:	0	
Number Screened In:	0	
Number Screened Out:	0	
Number Substantiated:	0	
Number Unsubstantiated:	0	
Number Active CPS Investigations:	0	



Performance-Based Placement Measures

RBWO Provider GA+SCORECARD - ILP/TLP

Report Quarter: Q2 FY2018

Provider/Program Name: Northstar Transition - (5252) - CCI

28 Carpenter Lane, Dahlonega, GA 30533

Phone: 770-364-9319

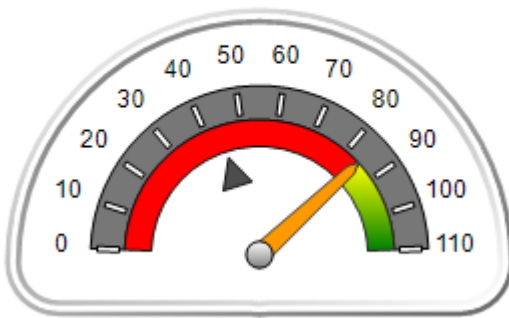
Vendor ID# 150681

	Quarterly Scores (Grades)		Current Quarter Score (Grade)
	Q1: 72.25 (C-)	Q2: 84.46 (B)	84.46% (B)
	Q3: N/A	Q4: N/A	
Program Census Information:	# Children in Care During Quarter: 3	# Placements During Quarter: 3	# Children in Care On Last Day: 3

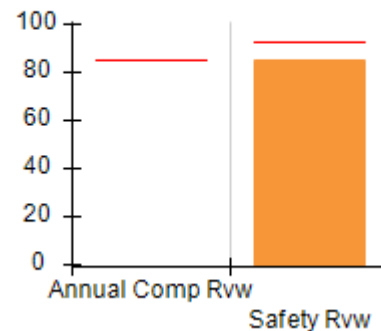
Quarterly Provider Comparisons to All ILP/TLPs

indicates average for all ILP/TLPs

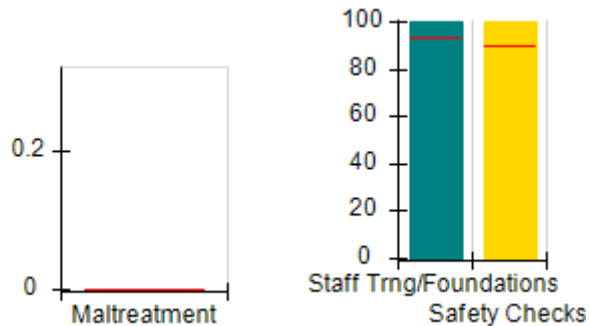
Overall Score (%)



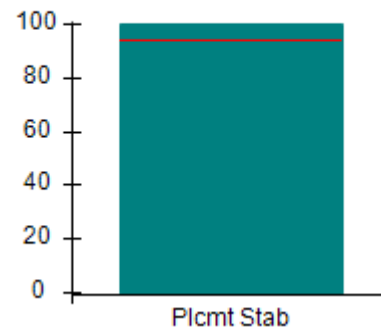
OPM Monitoring Reviews (%)



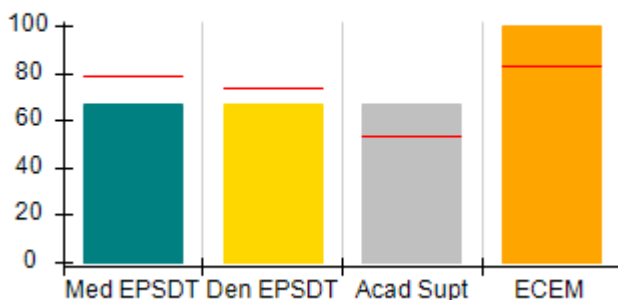
Safety Outcomes (%)



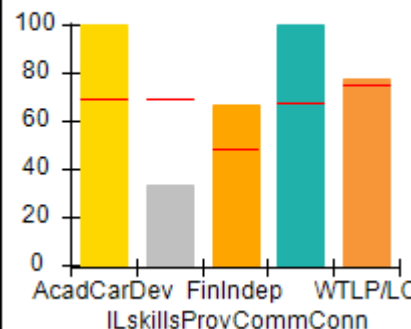
Permanency Outcomes (%)



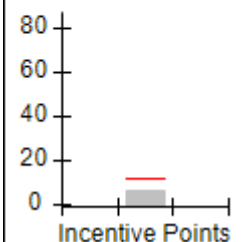
Well-Being Outcomes (%)



ILP/TLP Outcomes (%)



Incentives Earned (Points)





Performance-Based Placement Measures

RBWO Provider GA+SCORECARD - ILP/TLP

Report Quarter: Q2 FY2018

Provider/Program Name: Northstar Transition - (5252) - CCI				
28 Carpenter Lane, Dahlonega, GA 30533		Quarterly Scores (Grades)		Current Quarter Score (Grade)
Phone: 770-364-9319		Q1: 72.25 (C-)	Q2: 84.46 (B)	84.46% (B)
Vendor ID# 150681		Q3: N/A	Q4: N/A	
Program Census Information:		# Children in Care During Quarter: 3	# Placements During Quarter: 3	# Children in Care On Last Day: 3
	Avg Performance All ILP/TLPs (%)	Provider Performance (%)*	Possible Points (Weight)	Provider Points Earned
OPM Monitoring Reviews				
Annual Comprehensive Reviews	85%	Not Yet Conducted		
Safety Reviews	92%	85%	5	4.25
Monitoring Sub-Total			5	4.25
ILP/TLP Safety Outcomes				
Incidence of Maltreatment	0.00%	Not Eligible		
Staff Training/Foundations	94%	100%	6.5	6.50
Staff Safety Checks	90%	100%	6.5	6.50
Safety Sub-Total			13	13.00
ILP/TLP Permanency Outcomes				
Placement Stability	94%	100%	3	3.00
Permanency Sub-Total			3	3.00
ILP/TLP Well-Being Outcomes				
EPSDT Medical Visits	79%	67%	4	2.68
EPSDT Dental Visits	74%	67%	4	2.68
Academic Supports	53%	67%	2	1.34
Provider ECEM Visits	83%	100%	4	4.00
Placements with Siblings	24%	0%	Not Scored	Not Scored
Placements within Legal County	19%	Not Eligible	Not Scored	Not Scored
Well-Being Sub-Total			14	11.36
ILP/TLP Specialty Outcomes				
Academic/Career Development	69%	100%	10	10.00
Ind Living Skills Provision	69%	33%	15	4.95
Financial Independence	48%	67%	5	3.35
Community Connections	67%	100%	5	5.00
WTLP/Life Coach	75%	78%	15	11.70
Specialty Sub-Total			50	35.00
*Performance calculation descriptions can be found in the FY 2018 RBWO PBP Measurements and Standards Guide.				

Monitoring & Outcomes: Possible Points = 85**Points Earned = 66.61**



Performance-Based Placement Measures RBWO Provider GA+SCORECARD - ILP/TLP

Report Quarter: Q2 FY2018

Score Before Incentives Credit	78.36%
Incentives Awarded	06.10 pts
PBP Verification	N/A pts
Total Score	84.46%

Provider/Program Name: Northstar Transition - (5252) - CCI				
Program Census Information:		# Children in Care During Quarter: 3	# Placements During Quarter: 3	# Children in Care On Last Day: 3
ILP/TLP Incentive Credits	Avg Performance All ILP/TLPs (Points)	Provider Performance (%)*	Possible Points (Weight)	Provider Points Earned
No DJJ or DOC Involvement		100%	5	5.00
Extended Foster Care Services		Not Eligible	5	
Positive Permanency Connections		0%	5	0.00
High School Graduation/College Participation/Professional Certification		0%	20	0.00
Part-Time Employment with Medical Benefits		Not Eligible	20	
Living Arrangements at Discharge		Not Eligible	20	
Additional Academic Supports		0%	2	0.00
Additional IL Skills Provision		22%	5	1.10
Active Agency Accreditation		0%	4	0.00
Staff Clinical Licensure		0%	5	0.00
Incentives Total	11.77		91	6.10

*Performance calculation descriptions can be found in the FY 2018 RBWO PBP Measurements and Standards Guide.

Child Protective Services Investigations and Dispositions		
The following investigations data, which is not used for scoring but is considered significant to a provider's performance, is from Georgia SHINES and is not considered final or complete until the end of the fiscal year.		
Total Reports:	0	
Number Screened In:	0	
Number Screened Out:	0	
Number Substantiated:	0	
Number Unsubstantiated:	0	
Number Active CPS Investigations:	0	



Performance-Based Placement Measures

RBWO Provider GA+SCORECARD - ILP/TLP

Report Quarter: Q2 FY2018

Provider/Program Name: Phoenix International, Inc. - (5256) - CCI

178 Moury Ave SW, Atlanta, GA 30315

Phone: 678-631-7473

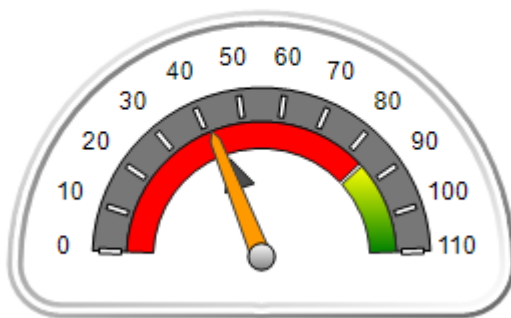
Vendor ID# 153026

	Quarterly Scores (Grades)		Current Quarter Score (Grade)
	Q1: 51.14 (F)	Q2: 41.40 (F)	41.40% (F)
	Q3: N/A	Q4: N/A	
Program Census Information:	# Children in Care During Quarter: 17	# Placements During Quarter: 18	# Children in Care On Last Day: 13

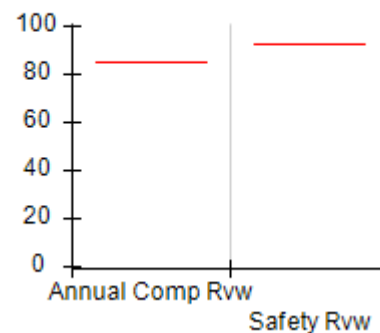
Quarterly Provider Comparisons to All ILP/TLPs

indicates average for all ILP/TLPs

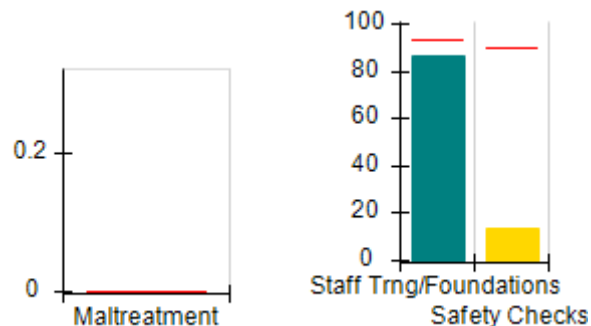
Overall Score (%)



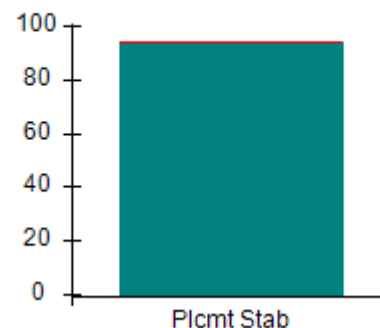
OPM Monitoring Reviews (%)



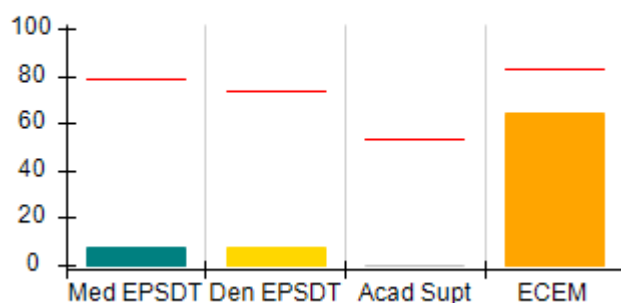
Safety Outcomes (%)



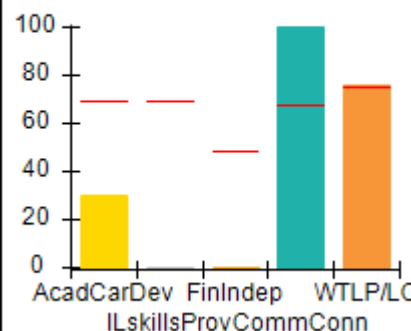
Permanency Outcomes (%)



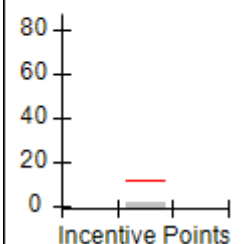
Well-Being Outcomes (%)



ILP/TLP Outcomes (%)



Incentives Earned (Points)





Performance-Based Placement Measures

RBWO Provider GA+SCORECARD - ILP/TLP

Report Quarter: Q2 FY2018

Provider/Program Name: Phoenix International, Inc. - (5256) - CCI				
178 Moury Ave SW, Atlanta, GA 30315		Quarterly Scores (Grades)		Current Quarter Score (Grade)
Phone: 678-631-7473		Q1: 51.14 (F)	Q2: 41.40 (F)	41.40% (F)
Vendor ID# 153026		Q3: N/A	Q4: N/A	
Program Census Information:		# Children in Care During Quarter: 17	# Placements During Quarter: 18	# Children in Care On Last Day: 13
	Avg Performance All ILP/TLPs (%)	Provider Performance (%)*	Possible Points (Weight)	Provider Points Earned
OPM Monitoring Reviews				
Annual Comprehensive Reviews	85%	Not Yet Conducted		
Safety Reviews	92%	Not Yet Conducted		
Monitoring Sub-Total				0.00
ILP/TLP Safety Outcomes				
Incidence of Maltreatment	0.00%	Not Eligible		
Staff Training/Foundations	94%	86%	6.5	5.59
Staff Safety Checks	90%	14%	6.5	0.91
Safety Sub-Total			13	6.50
ILP/TLP Permanency Outcomes				
Placement Stability	94%	94%	3	2.82
Permanency Sub-Total			3	2.82
ILP/TLP Well-Being Outcomes				
EPSDT Medical Visits	79%	8%	4	0.32
EPSDT Dental Visits	74%	8%	4	0.32
Academic Supports	53%	0%	2	0.00
Provider ECEM Visits	83%	64%	4	2.56
Placements with Siblings	24%	Not Eligible	Not Scored	Not Scored
Placements within Legal County	19%	80%	Not Scored	Not Scored
Well-Being Sub-Total			14	3.20
ILP/TLP Specialty Outcomes				
Academic/Career Development	69%	30%	10	3.00
Ind Living Skills Provision	69%	0%	15	0.00
Financial Independence	48%	0%	5	0.00
Community Connections	67%	100%	5	5.00
WTLP/Life Coach	75%	76%	15	11.40
Specialty Sub-Total			50	19.40
*Performance calculation descriptions can be found in the FY 2018 RBWO PBP Measurements and Standards Guide.				

Monitoring & Outcomes: Possible Points = 80

Points Earned = 31.92



Performance-Based Placement Measures

RBWO Provider GA+SCORECARD - ILP/TLP

Report Quarter: Q2 FY2018

Score Before Incentives Credit	39.90%
Incentives Awarded	01.50 pts
PBP Verification	N/A pts
Total Score	41.40%

Provider/Program Name: Phoenix International, Inc. - (5256) - CCI				
Program Census Information:		# Children in Care During Quarter: 17	# Placements During Quarter: 18	# Children in Care On Last Day: 13
ILP/TLP Incentive Credits	Avg Performance All ILP/TLPs (Points)	Provider Performance (%)*	Possible Points (Weight)	Provider Points Earned
No DJJ or DOC Involvement		30%	5	1.50
Extended Foster Care Services		Not Eligible	5	
Positive Permanency Connections		0%	5	0.00
High School Graduation/College Participation/Professional Certification		0%	20	0.00
Part-Time Employment with Medical Benefits		0%	20	0.00
Living Arrangements at Discharge		0%	20	0.00
Additional Academic Supports		0%	2	0.00
Additional IL Skills Provision		0%	5	0.00
Active Agency Accreditation		0%	4	0.00
Staff Clinical Licensure		0%	5	0.00
Incentives Total	11.77		91	1.50
*Performance calculation descriptions can be found in the FY 2018 RBWO PBP Measurements and Standards Guide.				

Child Protective Services Investigations and Dispositions		
The following investigations data, which is not used for scoring but is considered significant to a provider's performance, is from Georgia SHINES and is not considered final or complete until the end of the fiscal year.		
Total Reports:	0	
Number Screened In:	0	
Number Screened Out:	0	
Number Substantiated:	0	
Number Unsubstantiated:	0	
Number Active CPS Investigations:	0	

**Performance-Based Placement Measures**
RBWO Provider GA+SCORECARD - ILP/TLP

Report Quarter: Q2 FY2018

Provider/Program Name: Positive Growth - Clarkston ILP (5239) - CCI

977 Smith St., Clarkston, GA 30021

Phone: 404-292-6420

Vendor ID# 143219

Quarterly Scores (Grades)

Q1: 76.83 (C)

Q2: 66.43 (D)

Q3: N/A

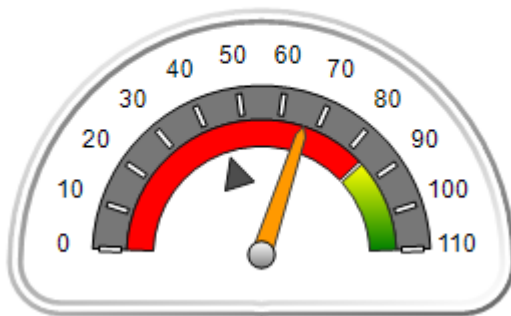
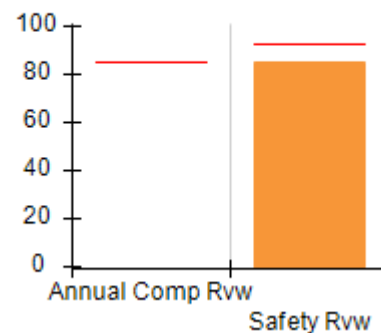
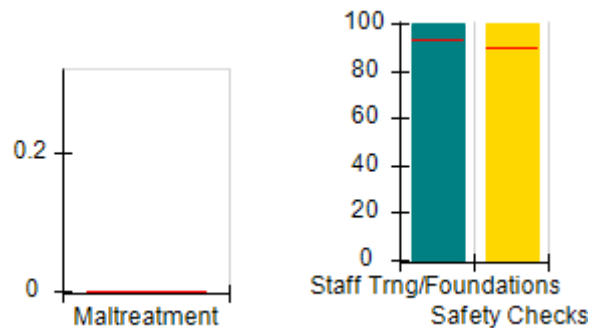
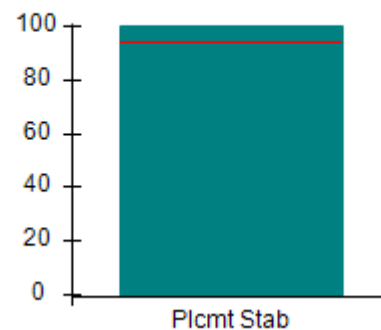
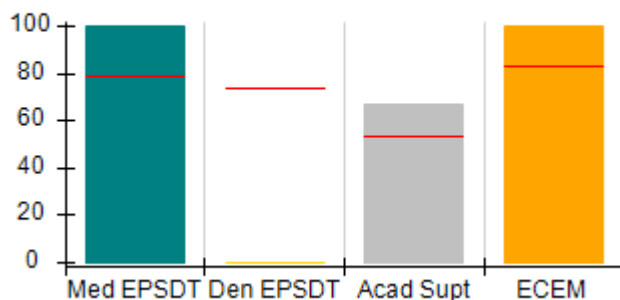
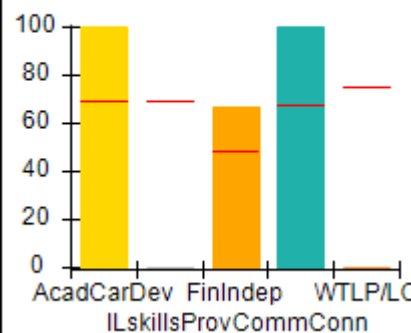
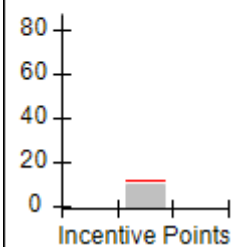
Q4: N/A

Current Quarter Score (Grade)**66.43%****(D)**

Program Census Information:

Children in Care During
Quarter: 1# Placements During
Quarter: 1# Children in Care On Last
Day: 1**Quarterly Provider Comparisons to All ILP/TLPs**

▼ — indicates average for all ILP/TLPs

Overall Score (%)**OPM Monitoring Reviews (%)****Safety Outcomes (%)****Permanency Outcomes (%)****Well-Being Outcomes (%)****ILP/TLP Outcomes (%)****Incentives Earned (Points)**



Performance-Based Placement Measures
RBWO Provider GA+SCORECARD - ILP/TLP

Report Quarter: Q2 FY2018

Provider/Program Name: Positive Growth - Clarkston ILP (5239) - CCI				
977 Smith St., Clarkston, GA 30021		Quarterly Scores (Grades)		Current Quarter Score (Grade)
Phone: 404-292-6420		Q1: 76.83 (C)	Q2: 66.43 (D)	66.43% (D)
Vendor ID# 143219		Q3: N/A	Q4: N/A	
Program Census Information:		# Children in Care During Quarter: 1	# Placements During Quarter: 1	# Children in Care On Last Day: 1
	Avg Performance All ILP/TLPs (%)	Provider Performance (%)*	Possible Points (Weight)	Provider Points Earned
OPM Monitoring Reviews				
Annual Comprehensive Reviews	85%	Not Yet Conducted		
Safety Reviews	92%	86%	5	4.28
Monitoring Sub-Total			5	4.28
ILP/TLP Safety Outcomes				
Incidence of Maltreatment	0.00%	Not Eligible		
Staff Training/Foundations	94%	100%	6.5	6.50
Staff Safety Checks	90%	100%	6.5	6.50
Safety Sub-Total			13	13.00
ILP/TLP Permanency Outcomes				
Placement Stability	94%	100%	3	3.00
Permanency Sub-Total			3	3.00
ILP/TLP Well-Being Outcomes				
EPSDT Medical Visits	79%	100%	4	4.00
EPSDT Dental Visits	74%	0%	4	0.00
Academic Supports	53%	67%	2	1.34
Provider ECEM Visits	83%	100%	4	4.00
Placements with Siblings	24%	Not Eligible	Not Scored	Not Scored
Placements within Legal County	19%	Not Eligible	Not Scored	Not Scored
Well-Being Sub-Total			14	9.34
ILP/TLP Specialty Outcomes				
Academic/Career Development	69%	100%	10	10.00
Ind Living Skills Provision	69%	0%	15	0.00
Financial Independence	48%	67%	5	3.35
Community Connections	67%	100%	5	5.00
WTLP/Life Coach	75%	0%	15	0.00
Specialty Sub-Total			50	18.35
*Performance calculation descriptions can be found in the FY 2018 RBWO PBP Measurements and Standards Guide.				

Monitoring & Outcomes: Possible Points = 85

Points Earned = 47.97



Performance-Based Placement Measures RBWO Provider GA+SCORECARD - ILP/TLP

Report Quarter: Q2 FY2018

Score Before Incentives Credit	56.43%
Incentives Awarded	10.00 pts
PBP Verification	N/A pts
Total Score	66.43%

Provider/Program Name: Positive Growth - Clarkston ILP (5239) - CCI				
Program Census Information:		# Children in Care During Quarter: 1	# Placements During Quarter: 1	# Children in Care On Last Day: 1
ILP/TLP Incentive Credits	Avg Performance All ILP/TLPs (Points)	Provider Performance (%)*	Possible Points (Weight)	Provider Points Earned
No DJJ or DOC Involvement		100%	5	5.00
Extended Foster Care Services		Not Eligible	5	
Positive Permanency Connections		0%	5	0.00
High School Graduation/College Participation/Professional Certification		0%	20	0.00
Part-Time Employment with Medical Benefits		Not Eligible	20	
Living Arrangements at Discharge		Not Eligible	20	
Additional Academic Supports		67%	2	1.34
Additional IL Skills Provision		0%	5	0.00
Active Agency Accreditation		100%	4	4.00
Staff Clinical Licensure		0%	5	0.00
Incentives Total	11.77		91	10.34
*Performance calculation descriptions can be found in the FY 2018 RBWO PBP Measurements and Standards Guide.				

Child Protective Services Investigations and Dispositions		
The following investigations data, which is not used for scoring but is considered significant to a provider's performance, is from Georgia SHINES and is not considered final or complete until the end of the fiscal year.		
Total Reports:	0	
Number Screened In:	0	
Number Screened Out:	0	
Number Substantiated:	0	
Number Unsubstantiated:	0	
Number Active CPS Investigations:	0	



Performance-Based Placement Measures RBWO Provider GA+SCORECARD - ILP/TLP

Report Quarter: Q2 FY2018

Provider/Program Name: Positive Growth - Ponce de Leon Ave. II - TLP (955) - CCI

4050 E Ponce de Leon Avenue, Clarkston, GA 30021

Phone: 404 292-6420

Vendor ID# 71783

Program Census Information:	Quarterly Scores (Grades)		Current Quarter Score (Grade)
	Q1: 66.06 (D)	Q2: 71.12 (C-)	71.12% (C-)
	Q3: N/A	Q4: N/A	

Children in Care During Quarter: 6

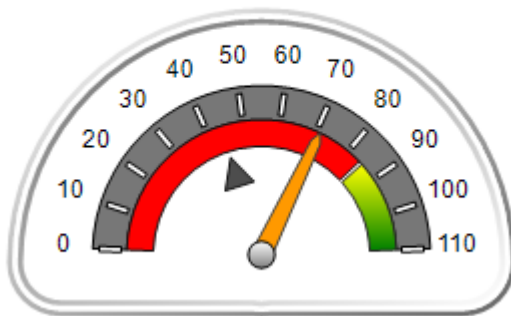
Placements During Quarter: 6

Children in Care On Last Day: 4

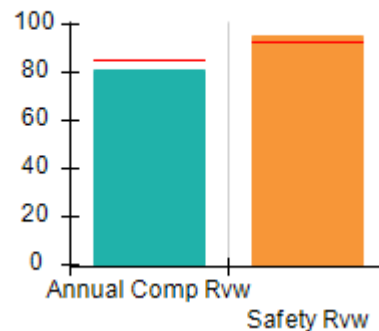
Quarterly Provider Comparisons to All ILP/TLPs

▼ indicates average for all ILP/TLPs

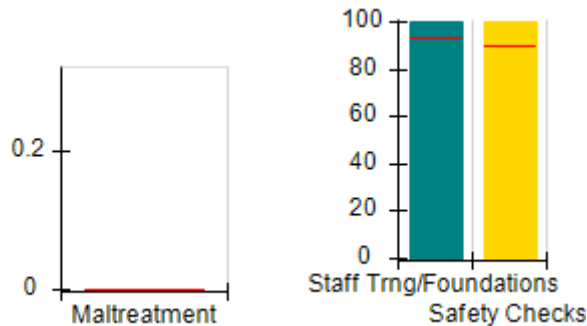
Overall Score (%)



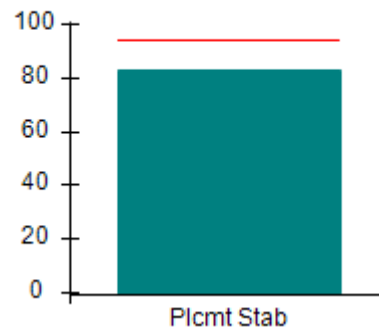
OPM Monitoring Reviews (%)



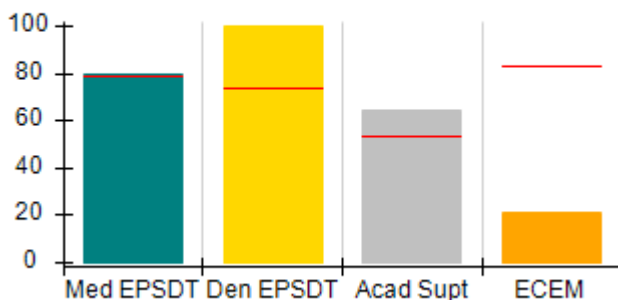
Safety Outcomes (%)



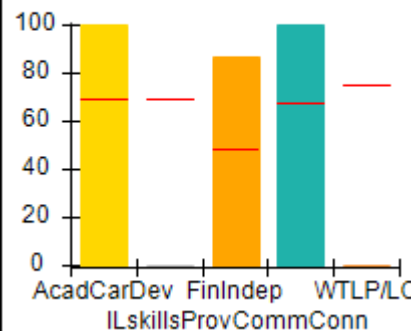
Permanency Outcomes (%)



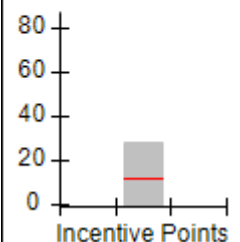
Well-Being Outcomes (%)



ILP/TLP Outcomes (%)



Incentives Earned (Points)





Performance-Based Placement Measures

RBWO Provider GA+SCORECARD - ILP/TLP

Report Quarter: Q2 FY2018

Provider/Program Name: Positive Growth - Ponce de Leon Ave. II - TLP (955) - CCI				
4050 E Ponce de Leon Avenue, Clarkston, GA 30021 Phone: 404 292-6420 Vendor ID# 71783		Quarterly Scores (Grades)		Current Quarter Score (Grade)
		Q1: 66.06 (D)	Q2: 71.12 (C-)	71.12% (C-)
		Q3: N/A	Q4: N/A	
Program Census Information:		# Children in Care During Quarter: 6	# Placements During Quarter: 6	# Children in Care On Last Day: 4
	Avg Performance All ILP/TLPs (%)	Provider Performance (%)*	Possible Points (Weight)	Provider Points Earned
OPM Monitoring Reviews				
Annual Comprehensive Reviews	85%	81%	15	12.13
Safety Reviews	92%	95%	5	4.77
Monitoring Sub-Total			20	16.90
ILP/TLP Safety Outcomes				
Incidence of Maltreatment	0.00%	No Substantiated Reports	3	3.00
Staff Training/Foundations	94%	100%	5	5.00
Staff Safety Checks	90%	100%	5	5.00
Safety Sub-Total			13	13.00
ILP/TLP Permanency Outcomes				
Placement Stability	94%	83%	3	2.49
Permanency Sub-Total			3	2.49
ILP/TLP Well-Being Outcomes				
EPSDT Medical Visits	79%	80%	4	3.20
EPSDT Dental Visits	74%	100%	4	4.00
Academic Supports	53%	64%	2	1.28
Provider ECEM Visits	83%	21%	4	0.84
Placements with Siblings	24%	33%	Not Scored	Not Scored
Placements within Legal County	19%	Not Eligible	Not Scored	Not Scored
Well-Being Sub-Total			14	9.38
ILP/TLP Specialty Outcomes				
Academic/Career Development	69%	100%	10	10.00
Ind Living Skills Provision	69%	0%	15	0.00
Financial Independence	48%	87%	5	4.35
Community Connections	67%	100%	5	5.00
WTLP/Life Coach	75%	0%	15	0.00
Specialty Sub-Total			50	19.35

*Performance calculation descriptions can be found in the FY 2018 RBWO PBP Measurements and Standards Guide.

Monitoring & Outcomes: Possible Points = 100

Points Earned = 61.12



Performance-Based Placement Measures

RBWO Provider GA+SCORECARD - ILP/TLP

Report Quarter: Q2 FY2018

Score Before Incentives Credit	61.12%
Incentives Awarded	10.00 pts
PBP Verification	N/A pts
Total Score	71.12%

Provider/Program Name: Positive Growth - Ponce de Leon Ave. II - TLP (955) - CCI				
Program Census Information:		# Children in Care During Quarter: 6	# Placements During Quarter: 6	# Children in Care On Last Day: 4
ILP/TLP Incentive Credits	Avg Performance All ILP/TLPs (Points)	Provider Performance (%)*	Possible Points (Weight)	Provider Points Earned
No DJJ or DOC Involvement		100%	5	5.00
Extended Foster Care Services		0%	5	0.00
Positive Permanency Connections		0%	5	0.00
High School Graduation/College Participation/Professional Certification		0%	20	0.00
Part-Time Employment with Medical Benefits		50%	20	10.00
Living Arrangements at Discharge		50%	20	10.00
Additional Academic Supports		64%	2	1.28
Additional IL Skills Provision		0%	5	0.00
Active Agency Accreditation		50%	4	2.00
Staff Clinical Licensure		0%	5	0.00
Incentives Total	11.77		91	28.28
*Performance calculation descriptions can be found in the FY 2018 RBWO PBP Measurements and Standards Guide.				

Child Protective Services Investigations and Dispositions		
The following investigations data, which is not used for scoring but is considered significant to a provider's performance, is from Georgia SHINES and is not considered final or complete until the end of the fiscal year.		
Total Reports:	0	
Number Screened In:	0	
Number Screened Out:	0	
Number Substantiated:	0	
Number Unsubstantiated:	0	
Number Active CPS Investigations:	0	

**Performance-Based Placement Measures**
RBWO Provider GA+SCORECARD - ILP/TLP

Report Quarter: Q2 FY2018

Provider/Program Name: Reaching Clarity, Inc. - (5329) - CCI

1371 Kimberly Way, Atlanta, GA 30331

Phone: 678-834-9107

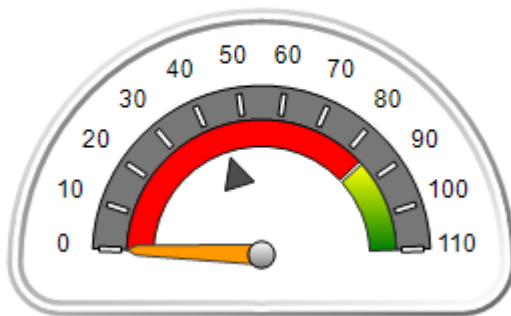
Vendor ID# 156337

	Quarterly Scores (Grades)		Current Quarter Score (Grade)
	Q1: (N/A)	Q2: 00.00 (F)	00.00% (F)
	Q3: N/A	Q4: N/A	
Program Census Information:	# Children in Care During Quarter: 0	# Placements During Quarter: 0	# Children in Care On Last Day: 0

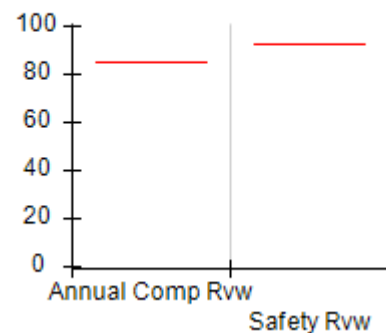
Quarterly Provider Comparisons to All ILP/TLPs

▼ — indicates average for all ILP/TLPs

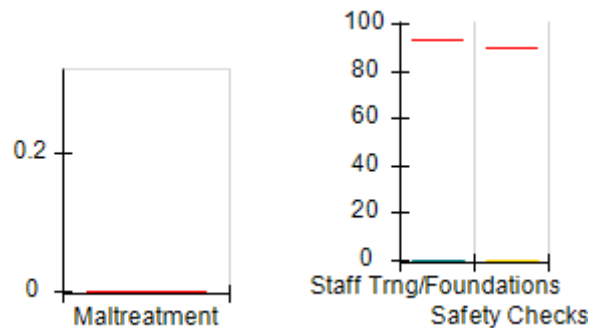
Overall Score (%)



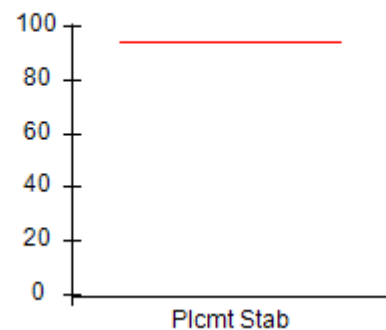
OPM Monitoring Reviews (%)



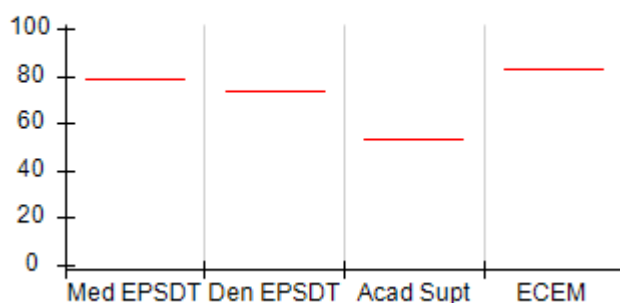
Safety Outcomes (%)



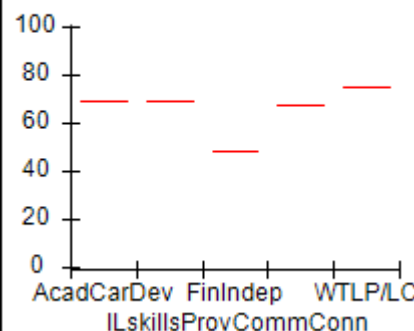
Permanency Outcomes (%)



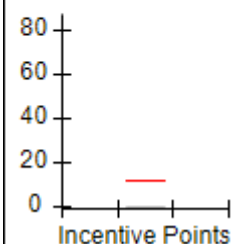
Well-Being Outcomes (%)



ILP/TLP Outcomes (%)



Incentives Earned (Points)





Performance-Based Placement Measures

RBWO Provider GA+SCORECARD - ILP/TLP

Report Quarter: Q2 FY2018

Provider/Program Name: Reaching Clarity, Inc. - (5329) - CCI				
1371 Kimberly Way, Atlanta, GA 30331		Quarterly Scores (Grades)		Current Quarter Score (Grade)
Phone: 678-834-9107		Q1: (N/A)	Q2: 00.00 (F)	00.00% (F)
Vendor ID# 156337		Q3: N/A	Q4: N/A	
Program Census Information:		# Children in Care During Quarter: 0	# Placements During Quarter: 0	# Children in Care On Last Day: 0
	Avg Performance All ILP/TLPs (%)	Provider Performance (%)*	Possible Points (Weight)	Provider Points Earned
OPM Monitoring Reviews				
Annual Comprehensive Reviews	85%	Not Yet Conducted		
Safety Reviews	92%	Not Yet Conducted		
Monitoring Sub-Total				0.00
ILP/TLP Safety Outcomes				
Incidence of Maltreatment	0.00%	Not Eligible		
Staff Training/Foundations	94%	0%	6.5	0.00
Staff Safety Checks	90%	0%	6.5	0.00
Safety Sub-Total			13	0.00
ILP/TLP Permanency Outcomes				
Placement Stability	94%	Not Eligible		
Permanency Sub-Total			N/A	
ILP/TLP Well-Being Outcomes				
EPSDT Medical Visits	79%	Not Eligible		
EPSDT Dental Visits	74%	Not Eligible		
Academic Supports	53%	Not Eligible		
Provider ECEM Visits	83%	Not Eligible		
Placements with Siblings	24%	Not Eligible	Not Scored	Not Scored
Placements within Legal County	19%	Not Eligible	Not Scored	Not Scored
Well-Being Sub-Total			N/A	
ILP/TLP Specialty Outcomes				
Academic/Career Development	69%	Not Eligible		
Ind Living Skills Provision	69%	Not Eligible		
Financial Independence	48%	Not Eligible		
Community Connections	67%	Not Eligible		
WTLP/Life Coach	75%	Not Eligible		
Specialty Sub-Total			N/A	
*Performance calculation descriptions can be found in the FY 2018 RBWO PBP Measurements and Standards Guide.				

Monitoring & Outcomes: Possible Points = 13**Points Earned = 00.00**

**Performance-Based Placement Measures**
RBWO Provider GA+SCORECARD - ILP/TLP

Report Quarter: Q2 FY2018

Score Before Incentives Credit	00.00%
Incentives Awarded	00.00 pts
PBP Verification	N/A pts
Total Score	00.00%

Provider/Program Name: Reaching Clarity, Inc. - (5329) - CCI				
Program Census Information:		# Children in Care During Quarter: 0	# Placements During Quarter: 0	# Children in Care On Last Day: 0
ILP/TLP Incentive Credits	Avg Performance All ILP/TLPs (Points)	Provider Performance (%)*	Possible Points (Weight)	Provider Points Earned
No DJJ or DOC Involvement		Not Eligible	5	
Extended Foster Care Services		Not Eligible	5	
Positive Permanency Connections		Not Eligible	5	
High School Graduation/College Participation/Professional Certification		Not Eligible	20	
Part-Time Employment with Medical Benefits		Not Eligible	20	
Living Arrangements at Discharge		Not Eligible	20	
Additional Academic Supports		Not Eligible	2	
Additional IL Skills Provision		Not Eligible	5	
Active Agency Accreditation		0%	4	0.00
Staff Clinical Licensure		0%	5	0.00
Incentives Total	11.77		91	0.00
*Performance calculation descriptions can be found in the FY 2018 RBWO PBP Measurements and Standards Guide.				

Child Protective Services Investigations and Dispositions		
The following investigations data, which is not used for scoring but is considered significant to a provider's performance, is from Georgia SHINES and is not considered final or complete until the end of the fiscal year.		
Total Reports:	0	
Number Screened In:	0	
Number Screened Out:	0	
Number Substantiated:	0	
Number Unsubstantiated:	0	
Number Active CPS Investigations:	0	



Performance-Based Placement Measures

RBWO Provider GA+SCORECARD - ILP/TLP

Report Quarter: Q2 FY2018

Provider/Program Name: Real Life International Mission Inc. - (5269) - CCI

100 Hartsville Centre Pkwy, Atlanta, GA 30354

Phone: 404-553-4583

Vendor ID# 153420

Quarterly Scores (Grades)

Q1: 00.00 (F)

Q2: 25.00 (F)

Q3: N/A

Q4: N/A

Current Quarter Score (Grade)

25.00%

(F)

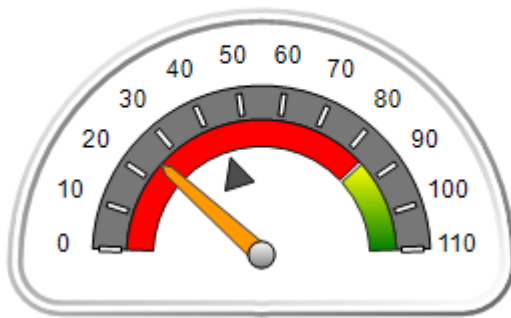
Program Census Information:

Children in Care During
Quarter: 0# Placements During
Quarter: 0# Children in Care On Last
Day: 0

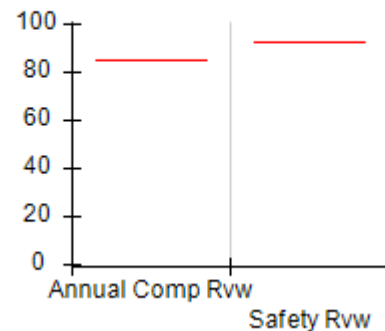
Quarterly Provider Comparisons to All ILP/TLPs

indicates average for all ILP/TLPs

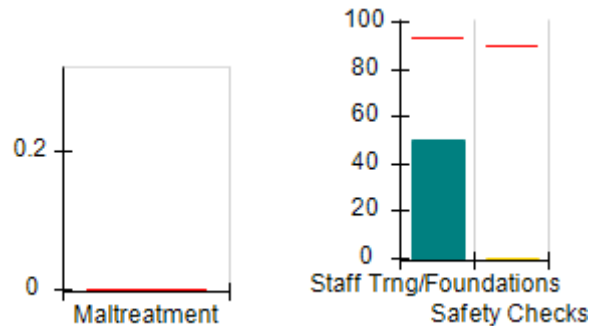
Overall Score (%)



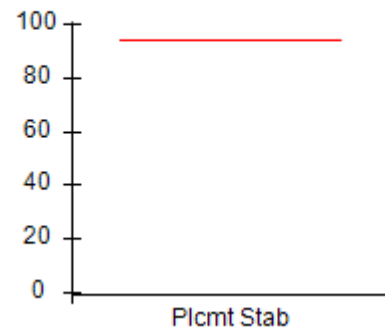
OPM Monitoring Reviews (%)



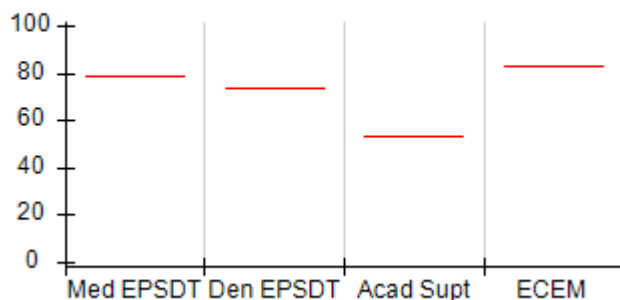
Safety Outcomes (%)



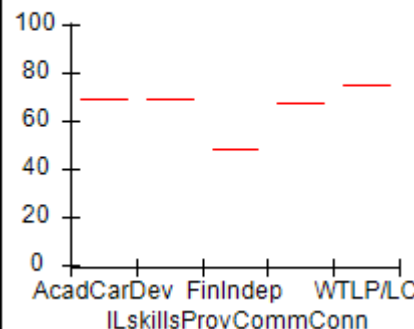
Permanency Outcomes (%)



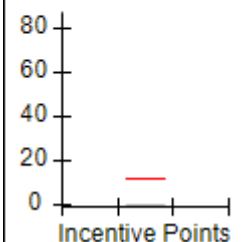
Well-Being Outcomes (%)



ILP/TLP Outcomes (%)



Incentives Earned (Points)





Performance-Based Placement Measures

RBWO Provider GA+SCORECARD - ILP/TLP

Report Quarter: Q2 FY2018

Provider/Program Name: Real Life International Mission Inc. - (5269) - CCI				
100 Hartsville Centre Pkwy, Atlanta, GA 30354 Phone: 404-553-4583 Vendor ID# 153420		Quarterly Scores (Grades)		Current Quarter Score (Grade)
		Q1: 00.00 (F)	Q2: 25.00 (F)	25.00% (F)
		Q3: N/A	Q4: N/A	
Program Census Information:		# Children in Care During Quarter: 0	# Placements During Quarter: 0	# Children in Care On Last Day: 0
	Avg Performance All ILP/TLPs (%)	Provider Performance (%)*	Possible Points (Weight)	Provider Points Earned
OPM Monitoring Reviews				
Annual Comprehensive Reviews	85%	Not Yet Conducted		
Safety Reviews	92%	Not Yet Conducted		
Monitoring Sub-Total				0.00
ILP/TLP Safety Outcomes				
Incidence of Maltreatment	0.00%	Not Eligible		
Staff Training/Foundations	94%	50%	6.5	3.25
Staff Safety Checks	90%	0%	6.5	0.00
Safety Sub-Total			13	3.25
ILP/TLP Permanency Outcomes				
Placement Stability	94%	Not Eligible		
Permanency Sub-Total			N/A	
ILP/TLP Well-Being Outcomes				
EPSDT Medical Visits	79%	Not Eligible		
EPSDT Dental Visits	74%	Not Eligible		
Academic Supports	53%	Not Eligible		
Provider ECEM Visits	83%	Not Eligible		
Placements with Siblings	24%	Not Eligible	Not Scored	Not Scored
Placements within Legal County	19%	Not Eligible	Not Scored	Not Scored
Well-Being Sub-Total			N/A	
ILP/TLP Specialty Outcomes				
Academic/Career Development	69%	Not Eligible		
Ind Living Skills Provision	69%	Not Eligible		
Financial Independence	48%	Not Eligible		
Community Connections	67%	Not Eligible		
WTLF/Life Coach	75%	Not Eligible		
Specialty Sub-Total			N/A	
*Performance calculation descriptions can be found in the FY 2018 RBWO PBP Measurements and Standards Guide.				

Monitoring & Outcomes: Possible Points = 13

Points Earned = 03.25



Performance-Based Placement Measures

RBWO Provider GA+SCORECARD - ILP/TLP

Report Quarter: Q2 FY2018

Score Before Incentives Credit	25.00%
Incentives Awarded	00.00 pts
PBP Verification	N/A pts
Total Score	25.00%

Provider/Program Name: Real Life International Mission Inc. - (5269) - CCI				
Program Census Information:		# Children in Care During Quarter: 0	# Placements During Quarter: 0	# Children in Care On Last Day: 0
ILP/TLP Incentive Credits	Avg Performance All ILP/TLPs (Points)	Provider Performance (%)*	Possible Points (Weight)	Provider Points Earned
No DJJ or DOC Involvement		Not Eligible	5	
Extended Foster Care Services		Not Eligible	5	
Positive Permanency Connections		Not Eligible	5	
High School Graduation/College Participation/Professional Certification		Not Eligible	20	
Part-Time Employment with Medical Benefits		Not Eligible	20	
Living Arrangements at Discharge		Not Eligible	20	
Additional Academic Supports		Not Eligible	2	
Additional IL Skills Provision		Not Eligible	5	
Active Agency Accreditation		0%	4	0.00
Staff Clinical Licensure		0%	5	0.00
Incentives Total	11.77		91	0.00

*Performance calculation descriptions can be found in the FY 2018 RBWO PBP Measurements and Standards Guide.

Child Protective Services Investigations and Dispositions		
The following investigations data, which is not used for scoring but is considered significant to a provider's performance, is from Georgia SHINES and is not considered final or complete until the end of the fiscal year.		
Total Reports:	0	
Number Screened In:	0	
Number Screened Out:	0	
Number Substantiated:	0	
Number Unsubstantiated:	0	
Number Active CPS Investigations:	0	



Performance-Based Placement Measures

RBWO Provider GA+SCORECARD - ILP/TLP

Report Quarter: Q2 FY2018

Provider/Program Name: Refuge Community Development - Second Chapter (5184) - CCI

3200 Lakeview Place, East Point, GA 30337

Phone: 4046520199

Vendor ID# 121479

Quarterly Scores (Grades)

Current Quarter Score (Grade)

Q1: 95.00 (A)

Q2: 95.00 (A)

95.00%

Q3: N/A

Q4: N/A

(A)

Program Census Information:

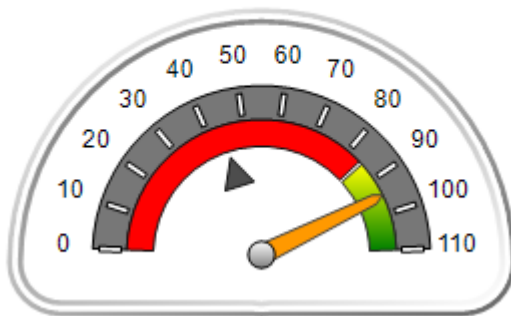
Children in Care During
Quarter: 0# Placements During
Quarter: 0# Children in Care On Last
Day: 0

Quarterly Provider Comparisons to All ILP/TLPs

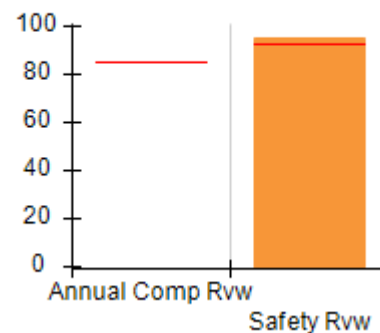


indicates average for all ILP/TLPs

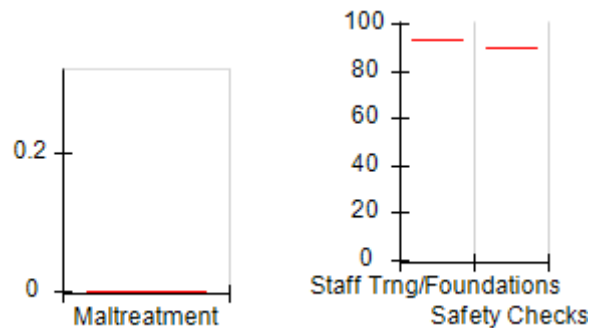
Overall Score (%)



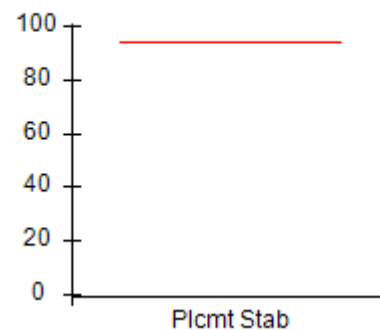
OPM Monitoring Reviews (%)



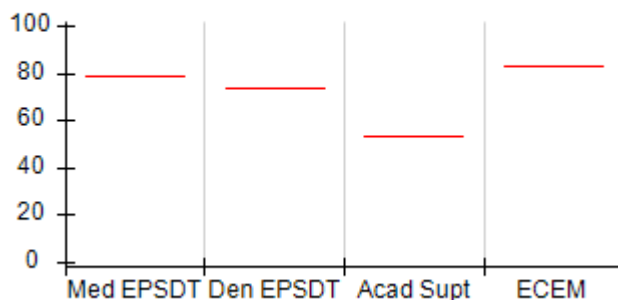
Safety Outcomes (%)



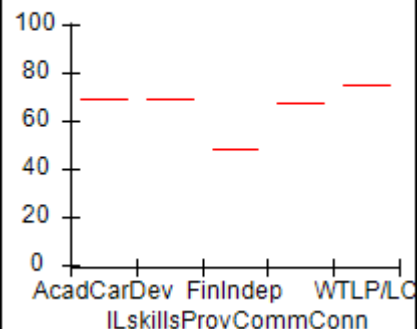
Permanency Outcomes (%)



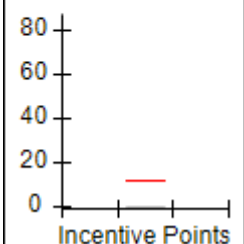
Well-Being Outcomes (%)



ILP/TLP Outcomes (%)



Incentives Earned (Points)





Performance-Based Placement Measures

RBWO Provider GA+SCORECARD - ILP/TLP

Report Quarter: Q2 FY2018

Provider/Program Name: Refuge Community Development - Second Chapter (5184) - CCI

3200 Lakeview Place, East Point, GA 30337 Phone: 4046520199 Vendor ID# 121479	Quarterly Scores (Grades)		Current Quarter Score (Grade)
	Q1: 95.00 (A)	Q2: 95.00 (A)	95.00% (A)
	Q3: N/A	Q4: N/A	

Program Census Information:	# Children in Care During Quarter: 0	# Placements During Quarter: 0	# Children in Care On Last Day: 0
-----------------------------	--------------------------------------	--------------------------------	-----------------------------------

	Avg Performance All ILP/TLPs (%)	Provider Performance (%)*	Possible Points (Weight)	Provider Points Earned
--	---	----------------------------------	---------------------------------	-------------------------------

OPM Monitoring Reviews

Annual Comprehensive Reviews	85%	Not Yet Conducted		
Safety Reviews	92%	95%	5	4.75
Monitoring Sub-Total			5	4.75

ILP/TLP Safety Outcomes

Incidence of Maltreatment	0.00%	Not Eligible		
Staff Training/Foundations	94%	Not Eligible		
Staff Safety Checks	90%	Not Eligible		
Safety Sub-Total			N/A	

ILP/TLP Permanency Outcomes

Placement Stability	94%	Not Eligible		
Permanency Sub-Total			N/A	

ILP/TLP Well-Being Outcomes

EPSDT Medical Visits	79%	Not Eligible		
EPSDT Dental Visits	74%	Not Eligible		
Academic Supports	53%	Not Eligible		
Provider ECEM Visits	83%	Not Eligible		
Placements with Siblings	24%	Not Eligible	Not Scored	Not Scored
Placements within Legal County	19%	Not Eligible	Not Scored	Not Scored
Well-Being Sub-Total			N/A	

ILP/TLP Specialty Outcomes

Academic/Career Development	69%	Not Eligible		
Ind Living Skills Provision	69%	Not Eligible		
Financial Independence	48%	Not Eligible		
Community Connections	67%	Not Eligible		
WTLPLife Coach	75%	Not Eligible		
Specialty Sub-Total			N/A	

*Performance calculation descriptions can be found in the FY 2018 RBWO PBP Measurements and Standards Guide.

Monitoring & Outcomes: Possible Points = 5

Points Earned = 04.75



Performance-Based Placement Measures

RBWO Provider GA+SCORECARD - ILP/TLP

Report Quarter: Q2 FY2018

Score Before Incentives Credit	95.00%
Incentives Awarded	00.00 pts
PBP Verification	N/A pts
Total Score	95.00%

Provider/Program Name: Refuge Community Development - Second Chapter (5184) - CCI

Program Census Information:		# Children in Care During Quarter: 0	# Placements During Quarter: 0	# Children in Care On Last Day: 0
ILP/TLP Incentive Credits	Avg Performance All ILP/TLPs (Points)	Provider Performance (%)*	Possible Points (Weight)	Provider Points Earned
No DJJ or DOC Involvement		Not Eligible	5	
Extended Foster Care Services		Not Eligible	5	
Positive Permanency Connections		Not Eligible	5	
High School Graduation/College Participation/Professional Certification		Not Eligible	20	
Part-Time Employment with Medical Benefits		Not Eligible	20	
Living Arrangements at Discharge		Not Eligible	20	
Additional Academic Supports		Not Eligible	2	
Additional IL Skills Provision		Not Eligible	5	
Active Agency Accreditation		0%	4	0.00
Staff Clinical Licensure		0%	5	0.00
Incentives Total	11.77		91	0.00

*Performance calculation descriptions can be found in the FY 2018 RBWO PBP Measurements and Standards Guide.

Child Protective Services Investigations and Dispositions

The following investigations data, which is not used for scoring but is considered significant to a provider's performance, is from Georgia SHINES and is not considered final or complete until the end of the fiscal year.

Total Reports:	0	
Number Screened In:	0	
Number Screened Out:	0	
Number Substantiated:	0	
Number Unsubstantiated:	0	
Number Active CPS Investigations:	0	



Performance-Based Placement Measures

RBWO Provider GA+SCORECARD - ILP/TLP

Report Quarter: Q2 FY2018

Provider/Program Name: RMB Hospitality - Morrow (5243) - CCI

5651 Handley Blvd, Morrow, GA 30260

Phone: 7063669316

Vendor ID# 143424

Quarterly Scores (Grades)

Q1: 65.51 (D)

Q2: 69.80 (D+)

Q3: N/A

Q4: N/A

Current Quarter Score (Grade)

69.80%

(D+)

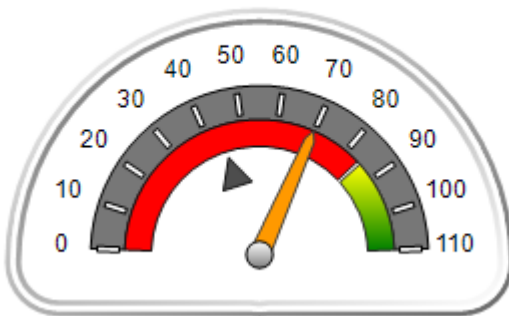
Program Census Information:

Children in Care During
Quarter: 4# Placements During
Quarter: 4# Children in Care On Last
Day: 3

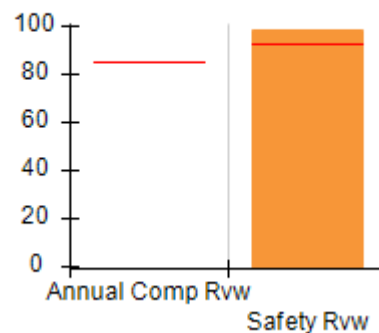
Quarterly Provider Comparisons to All ILP/TLPs

indicates average for all ILP/TLPs

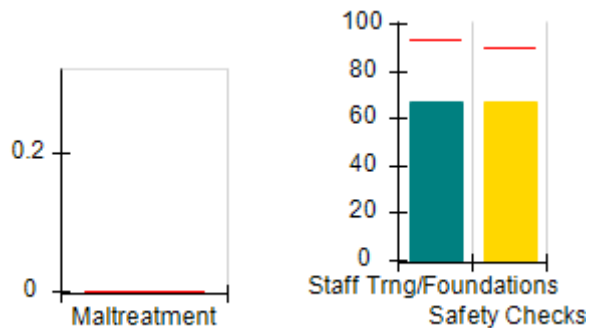
Overall Score (%)



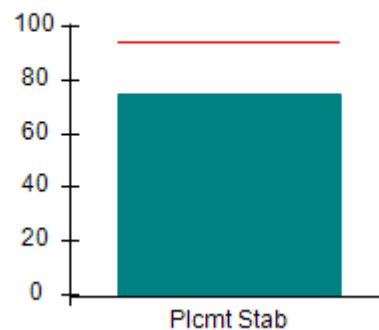
OPM Monitoring Reviews (%)



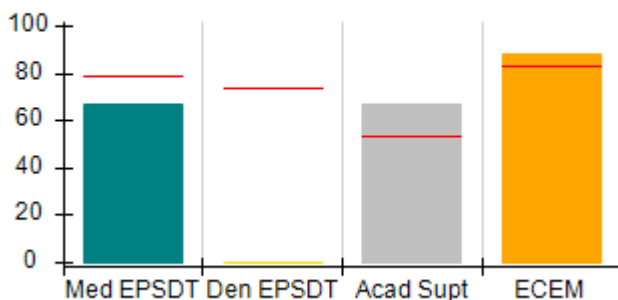
Safety Outcomes (%)



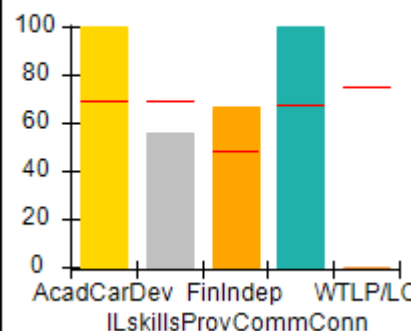
Permanency Outcomes (%)



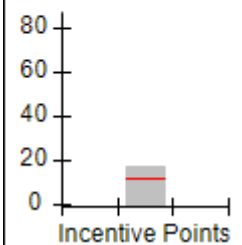
Well-Being Outcomes (%)



ILP/TLP Outcomes (%)



Incentives Earned (Points)





Performance-Based Placement Measures
RBWO Provider GA+SCORECARD - ILP/TLP

Report Quarter: Q2 FY2018

Provider/Program Name: RMB Hospitality - Morrow (5243) - CCI				
5651 Handley Blvd, Morrow, GA 30260 Phone: 7063669316 Vendor ID# 143424		Quarterly Scores (Grades)		Current Quarter Score (Grade)
		Q1: 65.51 (D)	Q2: 69.80 (D+)	69.80% (D+)
		Q3: N/A	Q4: N/A	
Program Census Information:		# Children in Care During Quarter: 4	# Placements During Quarter: 4	# Children in Care On Last Day: 3
	Avg Performance All ILP/TLPs (%)	Provider Performance (%)*	Possible Points (Weight)	Provider Points Earned
OPM Monitoring Reviews				
Annual Comprehensive Reviews	85%	Not Yet Conducted		
Safety Reviews	92%	98%	5	4.92
Monitoring Sub-Total			5	4.92
ILP/TLP Safety Outcomes				
Incidence of Maltreatment	0.00%	Not Eligible		
Staff Training/Foundations	94%	67%	6.5	4.36
Staff Safety Checks	90%	67%	6.5	4.36
Safety Sub-Total			13	8.71
ILP/TLP Permanency Outcomes				
Placement Stability	94%	75%	3	2.25
Permanency Sub-Total			3	2.25
ILP/TLP Well-Being Outcomes				
EPSDT Medical Visits	79%	67%	4	2.68
EPSDT Dental Visits	74%	0%	4	0.00
Academic Supports	53%	67%	2	1.34
Provider ECEM Visits	83%	88%	4	3.52
Placements with Siblings	24%	0%	Not Scored	Not Scored
Placements within Legal County	19%	0%	Not Scored	Not Scored
Well-Being Sub-Total			14	8.20
ILP/TLP Specialty Outcomes				
Academic/Career Development	69%	100%	10	10.00
Ind Living Skills Provision	69%	56%	15	8.40
Financial Independence	48%	67%	5	3.35
Community Connections	67%	100%	5	5.00
WTLF/Life Coach	75%	0%	15	0.00
Specialty Sub-Total			50	26.75
*Performance calculation descriptions can be found in the FY 2018 RBWO PBP Measurements and Standards Guide.				

Monitoring & Outcomes: Possible Points = 85

Points Earned = 50.83



Performance-Based Placement Measures RBWO Provider GA+SCORECARD - ILP/TLP

Report Quarter: Q2 FY2018

Score Before Incentives Credit	59.80%
Incentives Awarded	10.00 pts
PBP Verification	N/A pts
Total Score	69.80%

Provider/Program Name: RMB Hospitality - Morrow (5243) - CCI				
Program Census Information:		# Children in Care During Quarter: 4	# Placements During Quarter: 4	# Children in Care On Last Day: 3
ILP/TLP Incentive Credits	Avg Performance All ILP/TLPs (Points)	Provider Performance (%)*	Possible Points (Weight)	Provider Points Earned
No DJJ or DOC Involvement		100%	5	5.00
Extended Foster Care Services		Not Eligible	5	
Positive Permanency Connections		0%	5	0.00
High School Graduation/College Participation/Professional Certification		50%	20	10.00
Part-Time Employment with Medical Benefits		0%	20	0.00
Living Arrangements at Discharge		0%	20	0.00
Additional Academic Supports		67%	2	1.34
Additional IL Skills Provision		22%	5	1.10
Active Agency Accreditation		0%	4	0.00
Staff Clinical Licensure		0%	5	0.00
Incentives Total	11.77		91	17.44

*Performance calculation descriptions can be found in the FY 2018 RBWO PBP Measurements and Standards Guide.

Child Protective Services Investigations and Dispositions		
The following investigations data, which is not used for scoring but is considered significant to a provider's performance, is from Georgia SHINES and is not considered final or complete until the end of the fiscal year.		
Total Reports:	0	
Number Screened In:	0	
Number Screened Out:	0	
Number Substantiated:	0	
Number Unsubstantiated:	0	
Number Active CPS Investigations:	0	



Performance-Based Placement Measures

RBWO Provider GA+SCORECARD - ILP/TLP

Report Quarter: Q2 FY2018

Provider/Program Name: Rosaleana's Community Development Center Inc. - (5270) - CCI

3350 Mount Gilead , Atlanta, GA 30311

Phone: 404-863-7444

Vendor ID# 95869

Program Census Information:

Children in Care During
Quarter: 7# Placements During
Quarter: 7# Children in Care On Last
Day: 5

Quarterly Scores (Grades)

Q1: 00.00 (F)

Q2: 96.50 (A)

Q3: N/A

Q4: N/A

Current Quarter Score
(Grade)

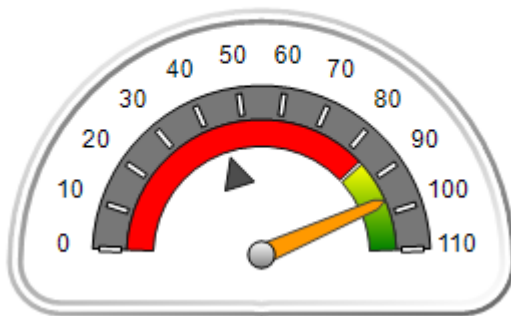
96.50%

(A)

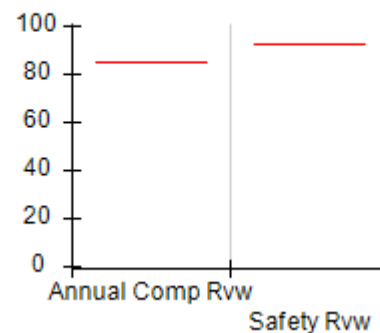
Quarterly Provider Comparisons to All ILP/TLPs

indicates average for all ILP/TLPs

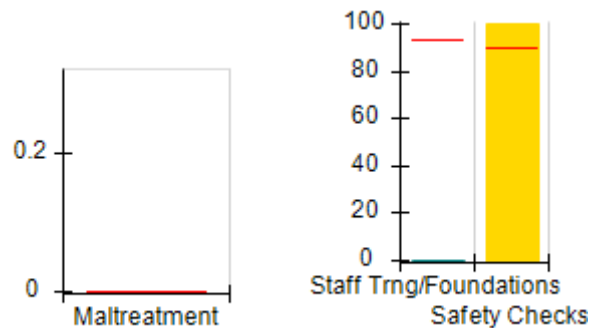
Overall Score (%)



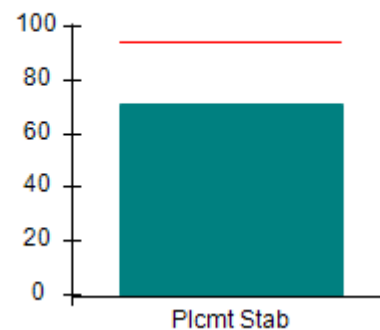
OPM Monitoring Reviews (%)



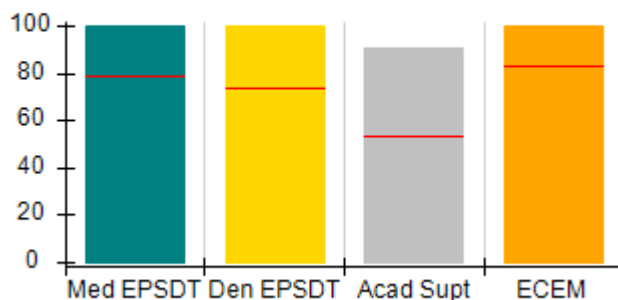
Safety Outcomes (%)



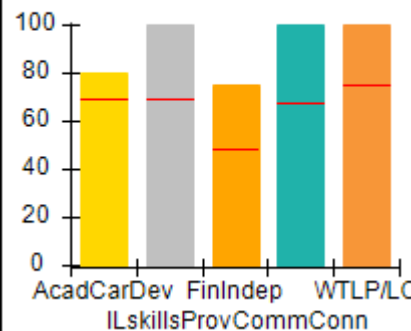
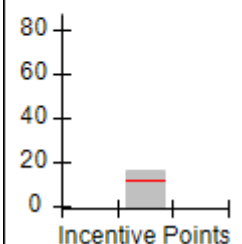
Permanency Outcomes (%)



Well-Being Outcomes (%)



ILP/TLP Outcomes (%)

Incentives
Earned
(Points)



Performance-Based Placement Measures

RBWO Provider GA+SCORECARD - ILP/TLP

Report Quarter: Q2 FY2018

Provider/Program Name: Rosaleana's Community Development Center Inc. - (5270) - CCI

3350 Mount Gilead , Atlanta, GA 30311 Phone: 404-863-7444 Vendor ID# 95869	Quarterly Scores (Grades)		Current Quarter Score (Grade)
	Q1: 00.00 (F)	Q2: 96.50 (A)	96.50% (A)
	Q3: N/A	Q4: N/A	

Program Census Information:	# Children in Care During Quarter: 7	# Placements During Quarter: 7	# Children in Care On Last Day: 5
-----------------------------	--------------------------------------	--------------------------------	-----------------------------------

	Avg Performance All ILP/TLPs (%)	Provider Performance (%)*	Possible Points (Weight)	Provider Points Earned
--	----------------------------------	---------------------------	--------------------------	------------------------

OPM Monitoring Reviews

Annual Comprehensive Reviews	85%	Not Yet Conducted		
Safety Reviews	92%	Not Yet Conducted		
Monitoring Sub-Total				0.00

ILP/TLP Safety Outcomes

Incidence of Maltreatment	0.00%	Not Eligible		
Staff Training/Foundations	94%	0%	6.5	0.00
Staff Safety Checks	90%	100%	6.5	6.50
Safety Sub-Total			13	6.50

ILP/TLP Permanency Outcomes

Placement Stability	94%	71%	3	2.13
Permanency Sub-Total			3	2.13

ILP/TLP Well-Being Outcomes

EPSDT Medical Visits	79%	100%	4	4.00
EPSDT Dental Visits	74%	100%	4	4.00
Academic Supports	53%	91%	2	1.82
Provider ECEM Visits	83%	100%	4	4.00
Placements with Siblings	24%	Not Eligible	Not Scored	Not Scored
Placements within Legal County	19%	57%	Not Scored	Not Scored
Well-Being Sub-Total			14	13.82

ILP/TLP Specialty Outcomes

Academic/Career Development	69%	80%	10	8.00
Ind Living Skills Provision	69%	100%	15	15.00
Financial Independence	48%	75%	5	3.75
Community Connections	67%	100%	5	5.00
WTLP/Life Coach	75%	100%	15	15.00
Specialty Sub-Total			50	46.75

*Performance calculation descriptions can be found in the FY 2018 RBWO PBP Measurements and Standards Guide.

Monitoring & Outcomes: Possible Points = 80	Points Earned = 69.20
--	------------------------------



Performance-Based Placement Measures

RBWO Provider GA+SCORECARD - ILP/TLP

Report Quarter: Q2 FY2018

Score Before Incentives Credit	86.50%
Incentives Awarded	10.00 pts
PBP Verification	N/A pts
Total Score	96.50%

Provider/Program Name: Rosaleana's Community Development Center Inc. - (5270) - CCI

Program Census Information:		# Children in Care During Quarter: 7	# Placements During Quarter: 7	# Children in Care On Last Day: 5
ILP/TLP Incentive Credits	Avg Performance All ILP/TLPs (Points)	Provider Performance (%)*	Possible Points (Weight)	Provider Points Earned
No DJJ or DOC Involvement		90%	5	4.50
Extended Foster Care Services		Not Eligible	5	
Positive Permanency Connections		Not Eligible	5	
High School Graduation/College Participation/Professional Certification		33%	20	6.60
Part-Time Employment with Medical Benefits		0%	20	0.00
Living Arrangements at Discharge		0%	20	0.00
Additional Academic Supports		29%	2	0.58
Additional IL Skills Provision		100%	5	5.00
Active Agency Accreditation		0%	4	0.00
Staff Clinical Licensure		0%	5	0.00
Incentives Total	11.77		91	16.68

*Performance calculation descriptions can be found in the FY 2018 RBWO PBP Measurements and Standards Guide.

Child Protective Services Investigations and Dispositions

The following investigations data, which is not used for scoring but is considered significant to a provider's performance, is from Georgia SHINES and is not considered final or complete until the end of the fiscal year.

Total Reports:	0	
Number Screened In:	0	
Number Screened Out:	0	
Number Substantiated:	0	
Number Unsubstantiated:	0	
Number Active CPS Investigations:	0	



Performance-Based Placement Measures RBWO Provider GA+SCORECARD - ILP/TLP

Report Quarter: Q2 FY2018

Provider/Program Name: Stroman Account & Property - dba My Sister's Keeper, ILP College Park (5157) - CCI

5250 Hampton Drive, College Park, GA 30349

Phone: 770-994-0607

Vendor ID# 117923

Quarterly Scores (Grades)

Current Quarter Score (Grade)

Q1: 90.84 (A-)

Q2: 99.78 (A+)

99.78%

Q3: N/A

Q4: N/A

(A+)

Program Census Information:

Children in Care During Quarter: 4

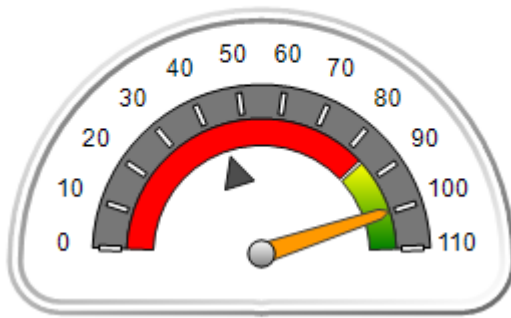
Placements During Quarter: 4

Children in Care On Last Day: 3

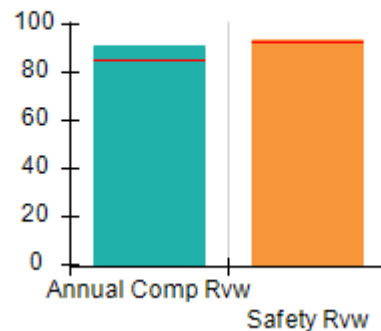
Quarterly Provider Comparisons to All ILP/TLPs

▼ indicates average for all ILP/TLPs

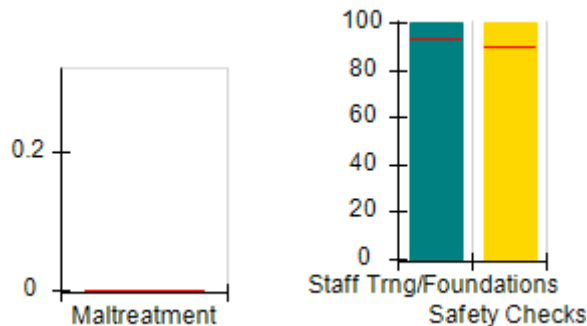
Overall Score (%)



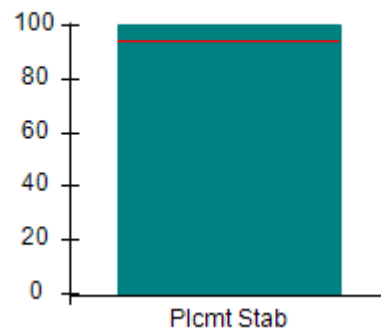
OPM Monitoring Reviews (%)



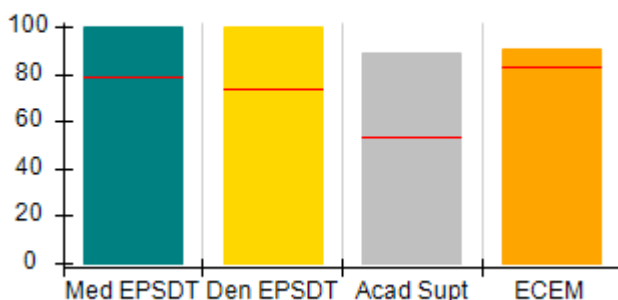
Safety Outcomes (%)



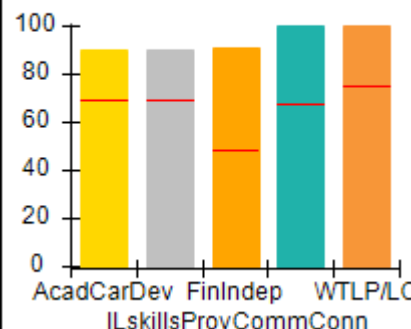
Permanency Outcomes (%)



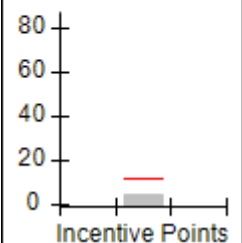
Well-Being Outcomes (%)



ILP/TLP Outcomes (%)



Incentives Earned (Points)





Performance-Based Placement Measures
RBWO Provider GA+SCORECARD - ILP/TLP

Report Quarter: Q2 FY2018

Provider/Program Name: Stroman Account & Property - dba My Sister's Keeper, ILP College Park (5157) - CCI				
5250 Hampton Drive, College Park, GA 30349		Quarterly Scores (Grades)		Current Quarter Score (Grade)
Phone: 770-994-0607		Q1: 90.84 (A-)	Q2: 99.78 (A+)	99.78%
Vendor ID# 117923		Q3: N/A	Q4: N/A	(A+)
Program Census Information:		# Children in Care During Quarter: 4	# Placements During Quarter: 4	# Children in Care On Last Day: 3
	Avg Performance All ILP/TLPs (%)	Provider Performance (%)*	Possible Points (Weight)	Provider Points Earned
OPM Monitoring Reviews				
Annual Comprehensive Reviews	85%	91%	15	13.62
Safety Reviews	92%	94%	5	4.70
Monitoring Sub-Total			20	18.31
ILP/TLP Safety Outcomes				
Incidence of Maltreatment	0.00%	Not Eligible		
Staff Training/Foundations	94%	100%	6.5	6.50
Staff Safety Checks	90%	100%	6.5	6.50
Safety Sub-Total			13	13.00
ILP/TLP Permanency Outcomes				
Placement Stability	94%	100%	3	3.00
Permanency Sub-Total			3	3.00
ILP/TLP Well-Being Outcomes				
EPSDT Medical Visits	79%	100%	4	4.00
EPSDT Dental Visits	74%	100%	4	4.00
Academic Supports	53%	89%	2	1.78
Provider ECEM Visits	83%	91%	4	3.64
Placements with Siblings	24%	Not Eligible	Not Scored	Not Scored
Placements within Legal County	19%	Not Eligible	Not Scored	Not Scored
Well-Being Sub-Total			14	13.42
ILP/TLP Specialty Outcomes				
Academic/Career Development	69%	90%	10	9.00
Ind Living Skills Provision	69%	90%	15	13.50
Financial Independence	48%	91%	5	4.55
Community Connections	67%	100%	5	5.00
WTLP/Life Coach	75%	100%	15	15.00
Specialty Sub-Total			50	47.05
*Performance calculation descriptions can be found in the FY 2018 RBWO PBP Measurements and Standards Guide.				

Monitoring & Outcomes: Possible Points = 100

Points Earned = 94.78



Performance-Based Placement Measures

RBWO Provider GA+SCORECARD - ILP/TLP

Report Quarter: Q2 FY2018

Score Before Incentives Credit	94.78%
Incentives Awarded	05.00 pts
PBP Verification	N/A pts
Total Score	99.78%

Provider/Program Name: Stroman Account & Property - dba My Sister's Keeper, ILP College Park (5157) - CCI

Program Census Information:		# Children in Care During Quarter: 4	# Placements During Quarter: 4	# Children in Care On Last Day: 3
ILP/TLP Incentive Credits	Avg Performance All ILP/TLPs (Points)	Provider Performance (%)*	Possible Points (Weight)	Provider Points Earned
No DJJ or DOC Involvement		100%	5	5.00
Extended Foster Care Services		Not Eligible	5	
Positive Permanency Connections		0%	5	0.00
High School Graduation/College Participation/Professional Certification		0%	20	0.00
Part-Time Employment with Medical Benefits		0%	20	0.00
Living Arrangements at Discharge		0%	20	0.00
Additional Academic Supports		0%	2	0.00
Additional IL Skills Provision		0%	5	0.00
Active Agency Accreditation		0%	4	0.00
Staff Clinical Licensure		0%	5	0.00
Incentives Total	11.77		91	5.00

*Performance calculation descriptions can be found in the FY 2018 RBWO PBP Measurements and Standards Guide.

Child Protective Services Investigations and Dispositions

The following investigations data, which is not used for scoring but is considered significant to a provider's performance, is from Georgia SHINES and is not considered final or complete until the end of the fiscal year.

Total Reports:	0	
Number Screened In:	0	
Number Screened Out:	0	
Number Substantiated:	0	
Number Unsubstantiated:	0	
Number Active CPS Investigations:	0	



Performance-Based Placement Measures

RBWO Provider GA+SCORECARD - ILP/TLP

Report Quarter: Q2 FY2018

Provider/Program Name: Stroman Account & Property - dba My Sister's Keeper, ILP Jonesboro (5156) - CCI

1 Magnolia Circle, Jonesboro, GA 30296

Phone: 770-994-0607

Vendor ID# 117989

Quarterly Scores (Grades)		Current Quarter Score (Grade)
Q1: 91.09 (A-)	Q2: 101.69 (A+)	101.69% (A+)
Q3: N/A	Q4: N/A	

Program Census Information:

Children in Care During Quarter: 9

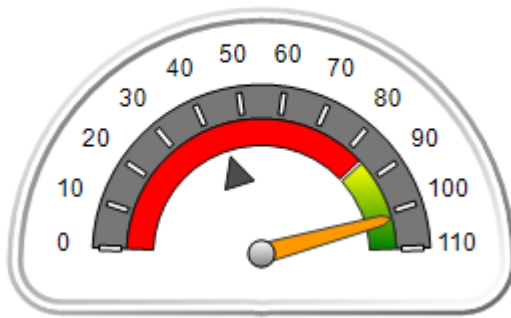
Placements During Quarter: 9

Children in Care On Last Day: 8

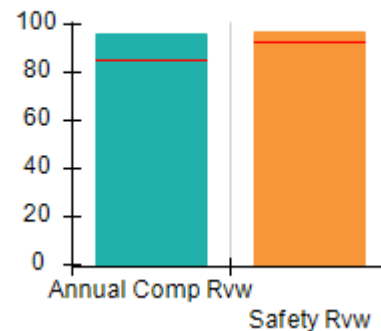
Quarterly Provider Comparisons to All ILP/TLPs

indicates average for all ILP/TLPs

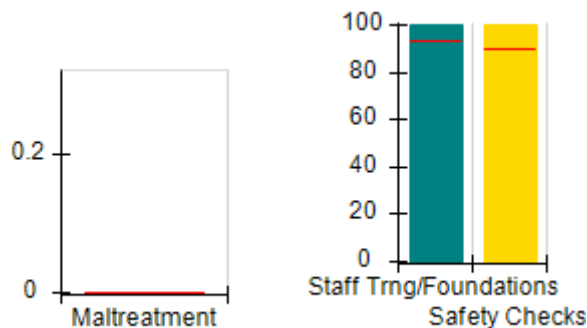
Overall Score (%)



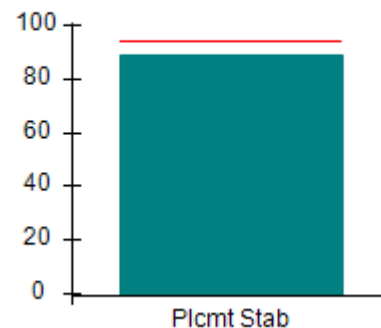
OPM Monitoring Reviews (%)



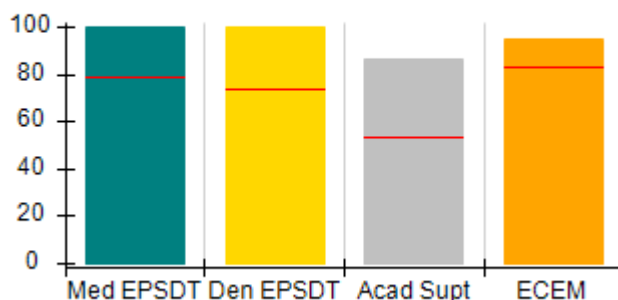
Safety Outcomes (%)



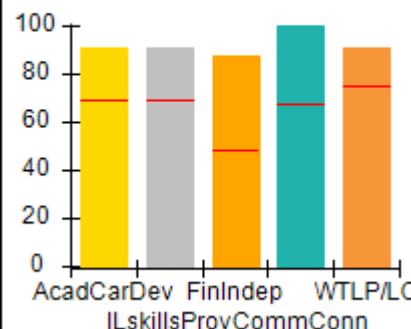
Permanency Outcomes (%)



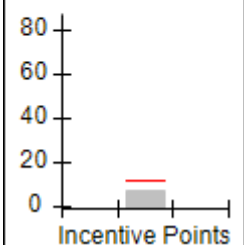
Well-Being Outcomes (%)



ILP/TLP Outcomes (%)



Incentives Earned (Points)





Performance-Based Placement Measures
RBWO Provider GA+SCORECARD - ILP/TLP

Report Quarter: Q2 FY2018

Provider/Program Name: Stroman Account & Property - dba My Sister's Keeper, ILP Jonesboro (5156) - CCI				
1 Magnolia Circle, Jonesboro, GA 30296		Quarterly Scores (Grades)		Current Quarter Score (Grade)
Phone: 770-994-0607		Q1: 91.09 (A-)	Q2: 101.69 (A+)	101.69%
Vendor ID# 117989		Q3: N/A	Q4: N/A	(A+)
Program Census Information:		# Children in Care During Quarter: 9	# Placements During Quarter: 9	# Children in Care On Last Day: 8
	Avg Performance All ILP/TLPs (%)	Provider Performance (%)*	Possible Points (Weight)	Provider Points Earned
OPM Monitoring Reviews				
Annual Comprehensive Reviews	85%	96%	15	14.42
Safety Reviews	92%	97%	5	4.84
Monitoring Sub-Total			20	19.26
ILP/TLP Safety Outcomes				
Incidence of Maltreatment	0.00%	Not Eligible		
Staff Training/Foundations	94%	100%	6.5	6.50
Staff Safety Checks	90%	100%	6.5	6.50
Safety Sub-Total			13	13.00
ILP/TLP Permanency Outcomes				
Placement Stability	94%	89%	3	2.67
Permanency Sub-Total			3	2.67
ILP/TLP Well-Being Outcomes				
EPSDT Medical Visits	79%	100%	4	4.00
EPSDT Dental Visits	74%	100%	4	4.00
Academic Supports	53%	86%	2	1.72
Provider ECEM Visits	83%	95%	4	3.80
Placements with Siblings	24%	Not Eligible	Not Scored	Not Scored
Placements within Legal County	19%	0%	Not Scored	Not Scored
Well-Being Sub-Total			14	13.56
ILP/TLP Specialty Outcomes				
Academic/Career Development	69%	91%	10	9.10
Ind Living Skills Provision	69%	91%	15	13.65
Financial Independence	48%	88%	5	4.40
Community Connections	67%	100%	5	5.00
WTLP/Life Coach	75%	91%	15	13.65
Specialty Sub-Total			50	45.80
*Performance calculation descriptions can be found in the FY 2018 RBWO PBP Measurements and Standards Guide.				

Monitoring & Outcomes: Possible Points = 100

Points Earned = 94.29



Performance-Based Placement Measures RBWO Provider GA+SCORECARD - ILP/TLP

Report Quarter: Q2 FY2018

Score Before Incentives Credit	94.29%
Incentives Awarded	07.40 pts
PBP Verification	N/A pts
Total Score	101.69%

Provider/Program Name: Stroman Account & Property - dba My Sister's Keeper, ILP Jonesboro (5156) - CCI

Program Census Information:		# Children in Care During Quarter: 9	# Placements During Quarter: 9	# Children in Care On Last Day: 8
ILP/TLP Incentive Credits	Avg Performance All ILP/TLPs (Points)	Provider Performance (%)*	Possible Points (Weight)	Provider Points Earned
No DJJ or DOC Involvement		95%	5	4.75
Extended Foster Care Services		Not Eligible	5	
Positive Permanency Connections		0%	5	0.00
High School Graduation/College Participation/Professional Certification		11%	20	2.20
Part-Time Employment with Medical Benefits		0%	20	0.00
Living Arrangements at Discharge		0%	20	0.00
Additional Academic Supports		0%	2	0.00
Additional IL Skills Provision		9%	5	0.45
Active Agency Accreditation		0%	4	0.00
Staff Clinical Licensure		0%	5	0.00
Incentives Total	11.77		91	7.40

*Performance calculation descriptions can be found in the FY 2018 RBWO PBP Measurements and Standards Guide.

Child Protective Services Investigations and Dispositions

The following investigations data, which is not used for scoring but is considered significant to a provider's performance, is from Georgia SHINES and is not considered final or complete until the end of the fiscal year.

Total Reports:	0	
Number Screened In:	0	
Number Screened Out:	0	
Number Substantiated:	0	
Number Unsubstantiated:	0	
Number Active CPS Investigations:	0	



Performance-Based Placement Measures

RBWO Provider GA+SCORECARD - ILP/TLP

Report Quarter: Q2 FY2018

Provider/Program Name: Turning Point Homes - Independent Living Program (832) - CCI

2058 Snapfinger Road, Decatur, GA 30034

Phone: 678-303-2651

Vendor ID# 35605

Quarterly Scores (Grades)

Q1: 70.78 (C-)

Q2: 52.09 (F)

Q3: N/A

Q4: N/A

Current Quarter Score (Grade)

52.09%

(F)

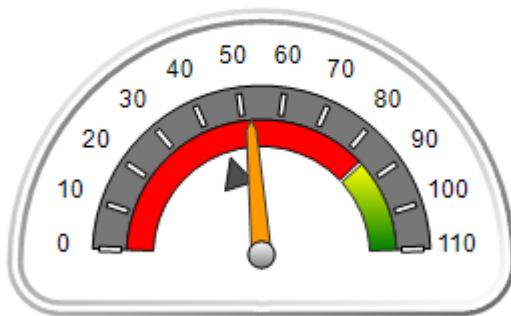
Program Census Information:

Children in Care During
Quarter: 3# Placements During
Quarter: 3# Children in Care On Last
Day: 3

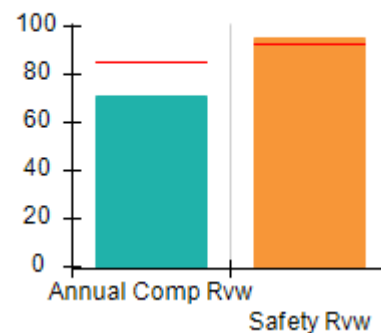
Quarterly Provider Comparisons to All ILP/TLPs

indicates average for all ILP/TLPs

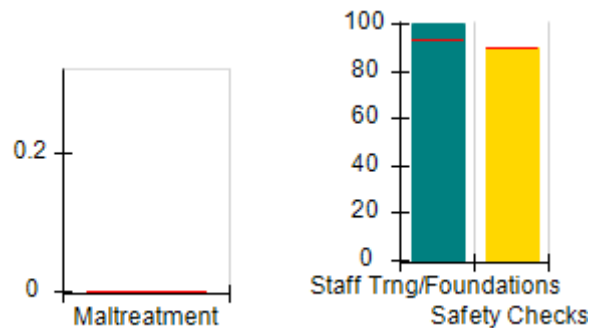
Overall Score (%)



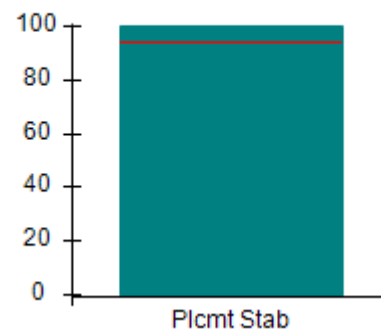
OPM Monitoring Reviews (%)



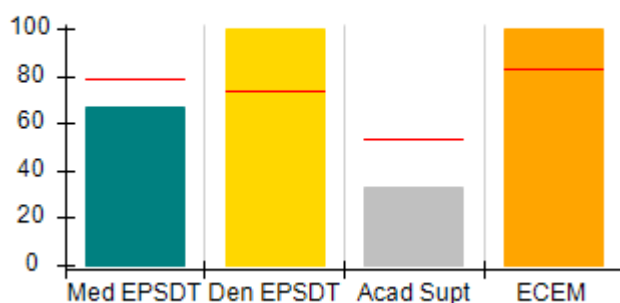
Safety Outcomes (%)



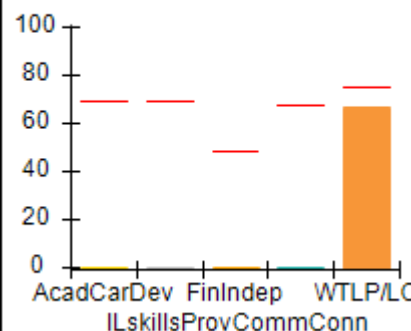
Permanency Outcomes (%)



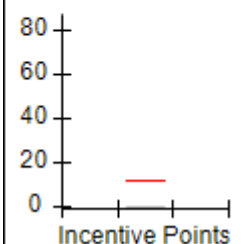
Well-Being Outcomes (%)



ILP/TLP Outcomes (%)



Incentives Earned (Points)





Performance-Based Placement Measures

RBWO Provider GA+SCORECARD - ILP/TLP

Report Quarter: Q2 FY2018

Provider/Program Name: Turning Point Homes - Independent Living Program (832) - CCI				
2058 Snapfinger Road, Decatur, GA 30034		Quarterly Scores (Grades)		Current Quarter Score (Grade)
Phone: 678-303-2651		Q1: 70.78 (C-)	Q2: 52.09 (F)	52.09% (F)
Vendor ID# 35605		Q3: N/A	Q4: N/A	
Program Census Information:		# Children in Care During Quarter: 3	# Placements During Quarter: 3	# Children in Care On Last Day: 3
	Avg Performance All ILP/TLPs (%)	Provider Performance (%)*	Possible Points (Weight)	Provider Points Earned
OPM Monitoring Reviews				
Annual Comprehensive Reviews	85%	71%	15	10.61
Safety Reviews	92%	95%	5	4.74
Monitoring Sub-Total			20	15.35
ILP/TLP Safety Outcomes				
Incidence of Maltreatment	0.00%	Not Eligible		
Staff Training/Foundations	94%	100%	6.5	6.50
Staff Safety Checks	90%	90%	6.5	5.85
Safety Sub-Total			13	12.35
ILP/TLP Permanency Outcomes				
Placement Stability	94%	100%	3	3.00
Permanency Sub-Total			3	3.00
ILP/TLP Well-Being Outcomes				
EPSDT Medical Visits	79%	67%	4	2.68
EPSDT Dental Visits	74%	100%	4	4.00
Academic Supports	53%	33%	2	0.66
Provider ECEM Visits	83%	100%	4	4.00
Placements with Siblings	24%	Not Eligible	Not Scored	Not Scored
Placements within Legal County	19%	Not Eligible	Not Scored	Not Scored
Well-Being Sub-Total			14	11.34
ILP/TLP Specialty Outcomes				
Academic/Career Development	69%	0%	10	0.00
Ind Living Skills Provision	69%	0%	15	0.00
Financial Independence	48%	0%	5	0.00
Community Connections	67%	0%	5	0.00
WTLP/Life Coach	75%	67%	15	10.05
Specialty Sub-Total			50	10.05
*Performance calculation descriptions can be found in the FY 2018 RBWO PBP Measurements and Standards Guide.				

Monitoring & Outcomes: Possible Points = 100

Points Earned = 52.09



Performance-Based Placement Measures

RBWO Provider GA+SCORECARD - ILP/TLP

Report Quarter: Q2 FY2018

Score Before Incentives Credit	52.09%
Incentives Awarded	00.00 pts
PBP Verification	N/A pts
Total Score	52.09%

Provider/Program Name: Turning Point Homes - Independent Living Program (832) - CCI

Program Census Information:		# Children in Care During Quarter: 3	# Placements During Quarter: 3	# Children in Care On Last Day: 3
ILP/TLP Incentive Credits	Avg Performance All ILP/TLPs (Points)	Provider Performance (%)*	Possible Points (Weight)	Provider Points Earned
No DJJ or DOC Involvement		0%	5	0.00
Extended Foster Care Services		Not Eligible	5	
Positive Permanency Connections		0%	5	0.00
High School Graduation/College Participation/Professional Certification		0%	20	0.00
Part-Time Employment with Medical Benefits		Not Eligible	20	
Living Arrangements at Discharge		Not Eligible	20	
Additional Academic Supports		0%	2	0.00
Additional IL Skills Provision		0%	5	0.00
Active Agency Accreditation		0%	4	0.00
Staff Clinical Licensure		0%	5	0.00
Incentives Total	11.77		91	0.00

*Performance calculation descriptions can be found in the FY 2018 RBWO PBP Measurements and Standards Guide.

Child Protective Services Investigations and Dispositions

The following investigations data, which is not used for scoring but is considered significant to a provider's performance, is from Georgia SHINES and is not considered final or complete until the end of the fiscal year.

Total Reports:	0	
Number Screened In:	0	
Number Screened Out:	0	
Number Substantiated:	0	
Number Unsubstantiated:	0	
Number Active CPS Investigations:	0	



Performance-Based Placement Measures

RBWO Provider GA+SCORECARD - ILP/TLP

Report Quarter: Q2 FY2018

Provider/Program Name: United Methodist Children Home of the North GA Conference - ILP (4428) - CCI

1967 Lakeside Pkwy, Tucker, GA 30084

Phone: 404-327-5820

Vendor ID# 63445

Quarterly Scores (Grades)

Current Quarter Score (Grade)

Q1: 93.54 (A-)

Q2: 103.22 (A+)

103.22%

Q3: N/A

Q4: N/A

(A+)

Program Census Information:

Children in Care During Quarter: 6

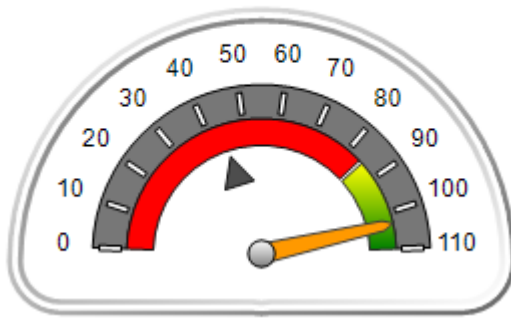
Placements During Quarter: 6

Children in Care On Last Day: 5

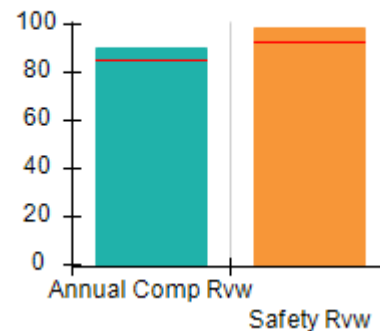
Quarterly Provider Comparisons to All ILP/TLPs

indicates average for all ILP/TLPs

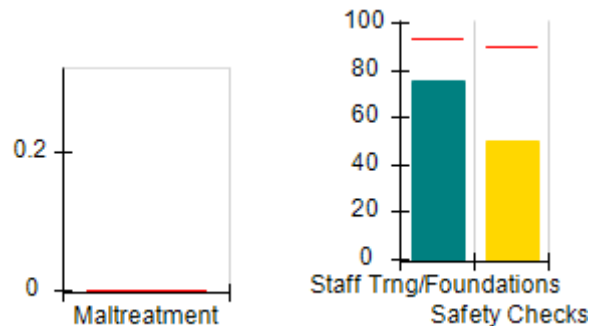
Overall Score (%)



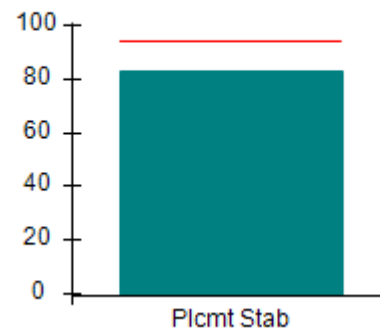
OPM Monitoring Reviews (%)



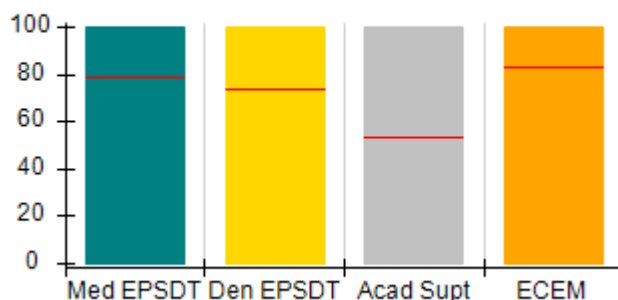
Safety Outcomes (%)



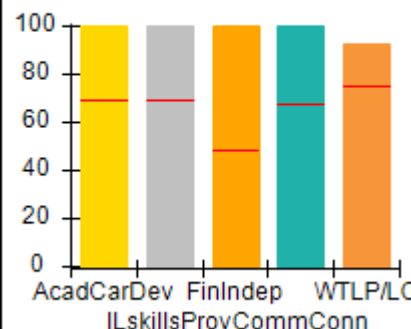
Permanency Outcomes (%)



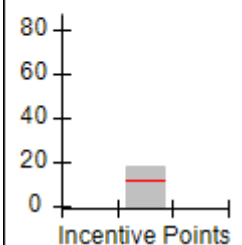
Well-Being Outcomes (%)



ILP/TLP Outcomes (%)



Incentives Earned (Points)





Performance-Based Placement Measures

RBWO Provider GA+SCORECARD - ILP/TLP

Report Quarter: Q2 FY2018

Provider/Program Name: United Methodist Children Home of the North GA Conference - ILP (4428) - CCI				
1967 Lakeside Pkwy, Tucker, GA 30084		Quarterly Scores (Grades)		Current Quarter Score (Grade)
Phone: 404-327-5820		Q1: 93.54 (A-)	Q2: 103.22 (A+)	103.22% (A+)
Vendor ID# 63445		Q3: N/A	Q4: N/A	
Program Census Information:		# Children in Care During Quarter: 6	# Placements During Quarter: 6	# Children in Care On Last Day: 5
	Avg Performance All ILP/TLPs (%)	Provider Performance (%)*	Possible Points (Weight)	Provider Points Earned
OPM Monitoring Reviews				
Annual Comprehensive Reviews	85%	91%	15	13.58
Safety Reviews	92%	99%	5	4.95
Monitoring Sub-Total			20	18.53
ILP/TLP Safety Outcomes				
Incidence of Maltreatment	0.00%	No Substantiated Reports	3	3.00
Staff Training/Foundations	94%	75%	5	3.75
Staff Safety Checks	90%	50%	5	2.50
Safety Sub-Total			13	9.25
ILP/TLP Permanency Outcomes				
Placement Stability	94%	83%	3	2.49
Permanency Sub-Total			3	2.49
ILP/TLP Well-Being Outcomes				
EPSDT Medical Visits	79%	100%	4	4.00
EPSDT Dental Visits	74%	100%	4	4.00
Academic Supports	53%	100%	2	2.00
Provider ECEM Visits	83%	100%	4	4.00
Placements with Siblings	24%	Not Eligible	Not Scored	Not Scored
Placements within Legal County	19%	0%	Not Scored	Not Scored
Well-Being Sub-Total			14	14.00
ILP/TLP Specialty Outcomes				
Academic/Career Development	69%	100%	10	10.00
Ind Living Skills Provision	69%	100%	15	15.00
Financial Independence	48%	100%	5	5.00
Community Connections	67%	100%	5	5.00
WTLP/Life Coach	75%	93%	15	13.95
Specialty Sub-Total			50	48.95
*Performance calculation descriptions can be found in the FY 2018 RBWO PBP Measurements and Standards Guide.				



Performance-Based Placement Measures

RBWO Provider GA+SCORECARD - ILP/TLP

Report Quarter: Q2 FY2018

Monitoring & Outcomes:	Possible Points = 100	Points Earned = 93.22
Score Before Incentives Credit		93.22%
Incentives Awarded		10.00 pts
PBP Verification		N/A pts
Total Score		103.22%

Provider/Program Name: United Methodist Children Home of the North GA Conference - ILP (4428) - CCI

Program Census Information:		# Children in Care During Quarter: 6	# Placements During Quarter: 6	# Children in Care On Last Day: 5
ILP/TLP Incentive Credits	Avg Performance All ILP/TLPs (Points)	Provider Performance (%)*	Possible Points (Weight)	Provider Points Earned
No DJJ or DOC Involvement		100%	5	5.00
Extended Foster Care Services		Not Eligible	5	
Positive Permanency Connections		50%	5	2.50
High School Graduation/College Participation/Professional Certification		40%	20	8.00
Part-Time Employment with Medical Benefits		0%	20	0.00
Living Arrangements at Discharge		0%	20	0.00
Additional Academic Supports		0%	2	0.00
Additional IL Skills Provision		21%	5	1.05
Active Agency Accreditation		50%	4	2.00
Staff Clinical Licensure		0%	5	0.00
Incentives Total	11.77		91	18.55

*Performance calculation descriptions can be found in the FY 2018 RBWO PBP Measurements and Standards Guide.

Child Protective Services Investigations and Dispositions

The following investigations data, which is not used for scoring but is considered significant to a provider's performance, is from Georgia SHINES and is not considered final or complete until the end of the fiscal year.

Total Reports:	0
Number Screened In:	0
Number Screened Out:	0
Number Substantiated:	0
Number Unsubstantiated:	0
Number Active CPS Investigations:	0



Performance-Based Placement Measures

RBWO Provider GA+SCORECARD - ILP/TLP

Report Quarter: Q2 FY2018

Provider/Program Name: United Methodist Children Home of the North GA Conference - On-Campus TLP (Hybrid) (849) - CCI

2200 Parklake Dr, Atlanta, GA 30345

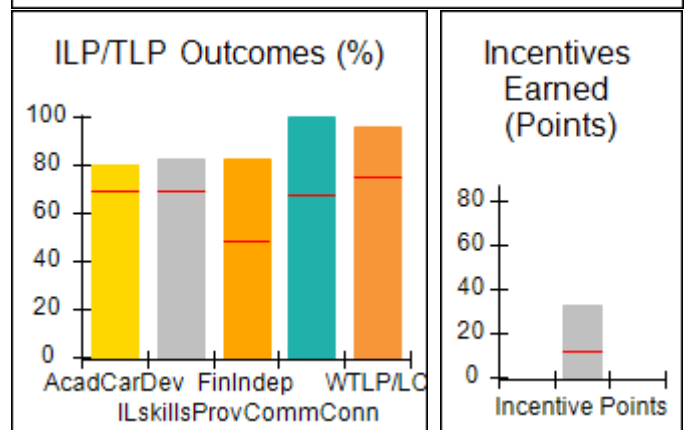
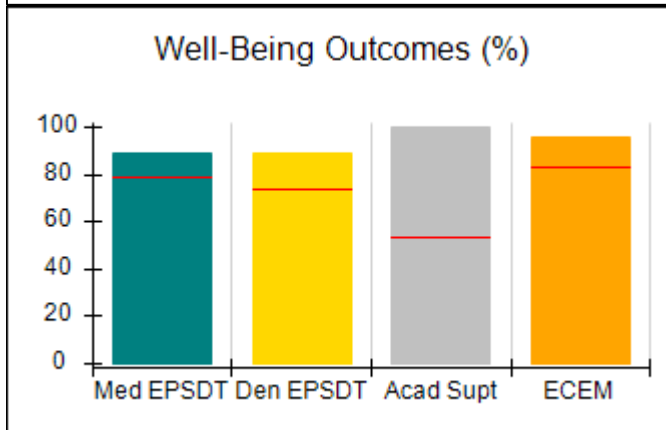
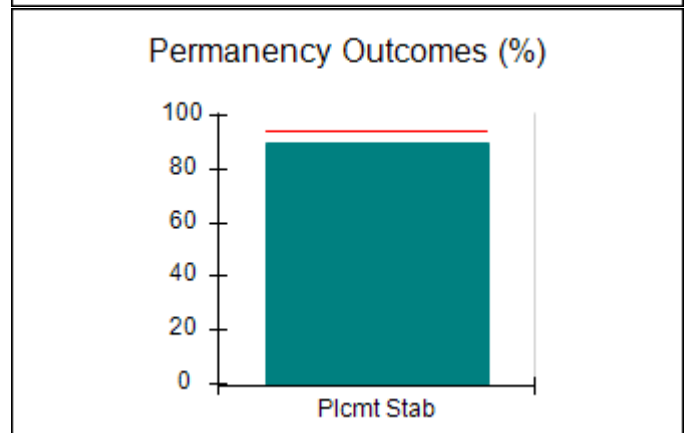
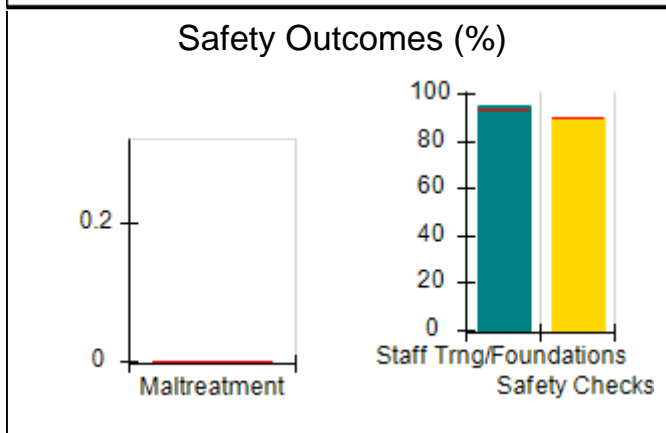
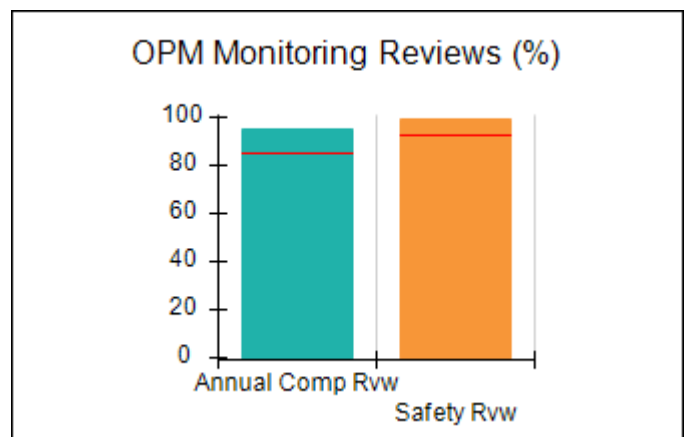
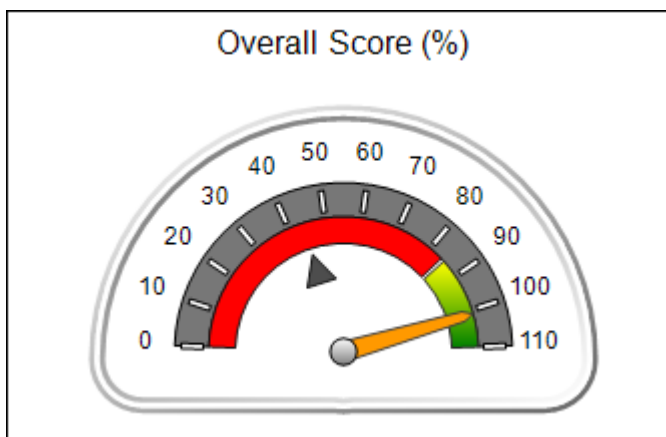
Phone: 404-327-5820

Vendor ID# 35627

	Quarterly Scores (Grades)		Current Quarter Score (Grade)
	Q1: 96.38 (A)	Q2: 101.10 (A+)	101.10% (A+)
	Q3: N/A	Q4: N/A	
Program Census Information:	# Children in Care During Quarter: 21	# Placements During Quarter: 21	# Children in Care On Last Day: 17

Quarterly Provider Comparisons to All ILP/TLPs

indicates average for all ILP/TLPs





Performance-Based Placement Measures
RBWO Provider GA+SCORECARD - ILP/TLP

Report Quarter: Q2 FY2018

Provider/Program Name: United Methodist Children Home of the North GA Conference - On-Campus TLP (Hybrid) (849) - CCI				
2200 Parklake Dr, Atlanta, GA 30345		Quarterly Scores (Grades)		Current Quarter Score (Grade)
Phone: 404-327-5820		Q1: 96.38 (A)	Q2: 101.10 (A+)	101.10%
Vendor ID# 35627		Q3: N/A	Q4: N/A	(A+)
Program Census Information:		# Children in Care During Quarter: 21	# Placements During Quarter: 21	# Children in Care On Last Day: 17
	Avg Performance All ILP/TLPs (%)	Provider Performance (%)*	Possible Points (Weight)	Provider Points Earned
OPM Monitoring Reviews				
Annual Comprehensive Reviews	85%	95%	15	14.23
Safety Reviews	92%	99%	5	4.96
Monitoring Sub-Total			20	19.19
ILP/TLP Safety Outcomes				
Incidence of Maltreatment	0.00%	No Substantiated Reports	3	3.00
Staff Training/Foundations	94%	95%	5	4.75
Staff Safety Checks	90%	90%	5	4.50
Safety Sub-Total			13	12.25
ILP/TLP Permanency Outcomes				
Placement Stability	94%	90%	3	2.70
Permanency Sub-Total			3	2.70
ILP/TLP Well-Being Outcomes				
EPSDT Medical Visits	79%	89%	4	3.56
EPSDT Dental Visits	74%	89%	4	3.56
Academic Supports	53%	100%	2	2.00
Provider ECEM Visits	83%	96%	4	3.84
Placements with Siblings	24%	Not Eligible	Not Scored	Not Scored
Placements within Legal County	19%	20%	Not Scored	Not Scored
Well-Being Sub-Total			14	12.96
ILP/TLP Specialty Outcomes				
Academic/Career Development	69%	80%	10	8.00
Ind Living Skills Provision	69%	83%	15	12.45
Financial Independence	48%	83%	5	4.15
Community Connections	67%	100%	5	5.00
WTLP/Life Coach	75%	96%	15	14.40
Specialty Sub-Total			50	44.00
*Performance calculation descriptions can be found in the FY 2018 RBWO PBP Measurements and Standards Guide.				



Performance-Based Placement Measures

RBWO Provider GA+SCORECARD - ILP/TLP

Report Quarter: Q2 FY2018

Monitoring & Outcomes:	Possible Points = 100	Points Earned = 91.10
Score Before Incentives Credit		91.10%
Incentives Awarded		10.00 pts
PBP Verification		N/A pts
Total Score		101.10%

Provider/Program Name: United Methodist Children Home of the North GA Conference - On-Campus TLP (Hybrid) (849) - CCI

Program Census Information:		# Children in Care During Quarter: 21	# Placements During Quarter: 21	# Children in Care On Last Day: 17
ILP/TLP Incentive Credits	Avg Performance All ILP/TLPs (Points)	Provider Performance (%)*	Possible Points (Weight)	Provider Points Earned
No DJJ or DOC Involvement		76%	5	3.80
Extended Foster Care Services		50%	5	2.50
Positive Permanency Connections		8%	5	0.40
High School Graduation/College Participation/Professional Certification		11%	20	2.20
Part-Time Employment with Medical Benefits		75%	20	15.00
Living Arrangements at Discharge		25%	20	5.00
Additional Academic Supports		25%	2	0.50
Additional IL Skills Provision		26%	5	1.30
Active Agency Accreditation		50%	4	2.00
Staff Clinical Licensure		0%	5	0.00
Incentives Total	11.77		91	32.70

*Performance calculation descriptions can be found in the FY 2018 RBWO PBP Measurements and Standards Guide.

Child Protective Services Investigations and Dispositions

The following investigations data, which is not used for scoring but is considered significant to a provider's performance, is from Georgia SHINES and is not considered final or complete until the end of the fiscal year.

Total Reports:	0
Number Screened In:	0
Number Screened Out:	0
Number Substantiated:	0
Number Unsubstantiated:	0
Number Active CPS Investigations:	0



DHS, DFCS, Office of Provider Management
Performance-Based Placement Measures
RBWO Provider GA+SCORECARD - ILP/TLP



Report Quarter: Q2 FY2018

One or more parameters were not specified for the subreport, 'Subreport2', located at:
/PBP_FY2018_ScoreCard_ILPTLP.



Performance-Based Placement Measures RBWO Provider GA+SCORECARD - ILP/TLP

Report Quarter: Q2 FY2018

Provider/Program Name: Wellspring Living, Inc. - ILP (5210) - CCI

3965 Roosevelt Hwy, Union City, GA 30349

Phone: 770-631-8888

Vendor ID# 132094

Quarterly Scores (Grades)

Q1: 86.11 (B)

Q2: 86.11 (B)

Q3: N/A

Q4: N/A

Current Quarter Score (Grade)

86.11%

(B)

Program Census Information:

Children in Care During
Quarter: 0

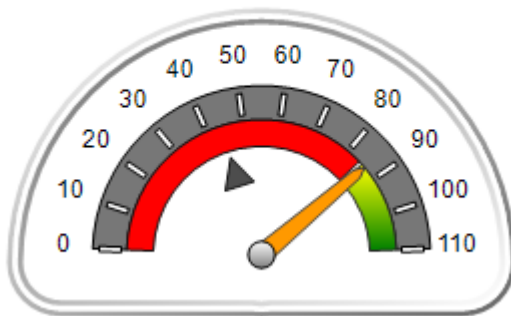
Placements During
Quarter: 0

Children in Care On Last
Day: 0

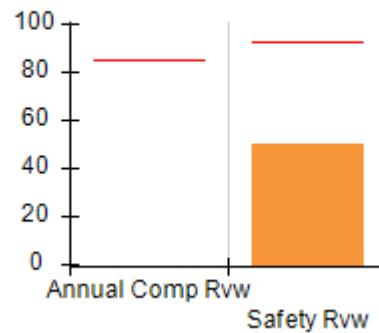
Quarterly Provider Comparisons to All ILP/TLPs

▼ indicates average for all ILP/TLPs

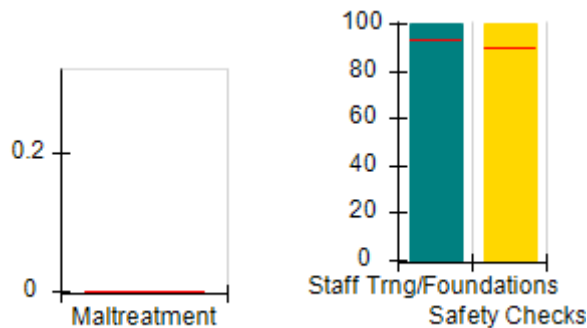
Overall Score (%)



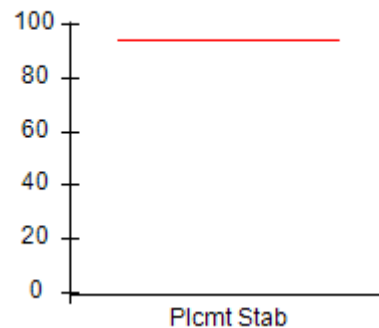
OPM Monitoring Reviews (%)



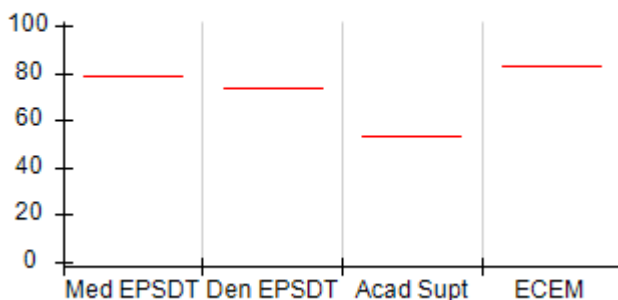
Safety Outcomes (%)



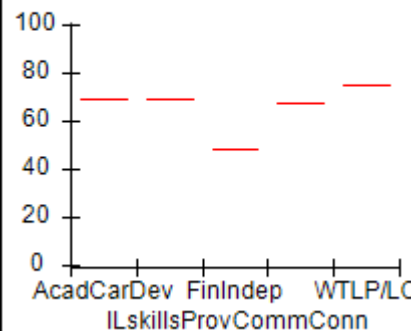
Permanency Outcomes (%)



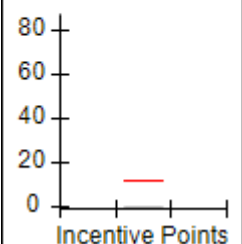
Well-Being Outcomes (%)



ILP/TLP Outcomes (%)



Incentives Earned (Points)





Performance-Based Placement Measures
RBWO Provider GA+SCORECARD - ILP/TLP

Report Quarter: Q2 FY2018

Provider/Program Name: Wellspring Living, Inc. - ILP (5210) - CCI				
3965 Roosevelt Hwy, Union City, GA 30349		Quarterly Scores (Grades)		Current Quarter Score (Grade)
Phone: 770-631-8888		Q1: 86.11 (B)	Q2: 86.11 (B)	86.11%
Vendor ID# 132094		Q3: N/A	Q4: N/A	(B)
Program Census Information:		# Children in Care During Quarter: 0	# Placements During Quarter: 0	# Children in Care On Last Day: 0
	Avg Performance All ILP/TLPs (%)	Provider Performance (%)*	Possible Points (Weight)	Provider Points Earned
OPM Monitoring Reviews				
Annual Comprehensive Reviews	85%	Not Yet Conducted		
Safety Reviews	92%	50%	5	2.50
Monitoring Sub-Total			5	2.50
ILP/TLP Safety Outcomes				
Incidence of Maltreatment	0.00%	Not Eligible		
Staff Training/Foundations	94%	100%	6.5	6.50
Staff Safety Checks	90%	100%	6.5	6.50
Safety Sub-Total			13	13.00
ILP/TLP Permanency Outcomes				
Placement Stability	94%	Not Eligible		
Permanency Sub-Total			N/A	
ILP/TLP Well-Being Outcomes				
EPSDT Medical Visits	79%	Not Eligible		
EPSDT Dental Visits	74%	Not Eligible		
Academic Supports	53%	Not Eligible		
Provider ECEM Visits	83%	Not Eligible		
Placements with Siblings	24%	Not Eligible	Not Scored	Not Scored
Placements within Legal County	19%	Not Eligible	Not Scored	Not Scored
Well-Being Sub-Total			N/A	
ILP/TLP Specialty Outcomes				
Academic/Career Development	69%	Not Eligible		
Ind Living Skills Provision	69%	Not Eligible		
Financial Independence	48%	Not Eligible		
Community Connections	67%	Not Eligible		
WTLP/Life Coach	75%	Not Eligible		
Specialty Sub-Total			N/A	
*Performance calculation descriptions can be found in the FY 2018 RBWO PBP Measurements and Standards Guide.				

Monitoring & Outcomes: Possible Points = 18

Points Earned = 15.50



Performance-Based Placement Measures

RBWO Provider GA+SCORECARD - ILP/TLP

Report Quarter: Q2 FY2018

Score Before Incentives Credit	86.11%
Incentives Awarded	00.00 pts
PBP Verification	N/A pts
Total Score	86.11%

Provider/Program Name: Wellspring Living, Inc. - ILP (5210) - CCI				
Program Census Information:		# Children in Care During Quarter: 0	# Placements During Quarter: 0	# Children in Care On Last Day: 0
ILP/TLP Incentive Credits	Avg Performance All ILP/TLPs (Points)	Provider Performance (%)*	Possible Points (Weight)	Provider Points Earned
No DJJ or DOC Involvement		Not Eligible	5	
Extended Foster Care Services		Not Eligible	5	
Positive Permanency Connections		Not Eligible	5	
High School Graduation/College Participation/Professional Certification		Not Eligible	20	
Part-Time Employment with Medical Benefits		Not Eligible	20	
Living Arrangements at Discharge		Not Eligible	20	
Additional Academic Supports		Not Eligible	2	
Additional IL Skills Provision		Not Eligible	5	
Active Agency Accreditation		0%	4	0.00
Staff Clinical Licensure		0%	5	0.00
Incentives Total	11.77		91	0.00

*Performance calculation descriptions can be found in the FY 2018 RBWO PBP Measurements and Standards Guide.

Child Protective Services Investigations and Dispositions		
The following investigations data, which is not used for scoring but is considered significant to a provider's performance, is from Georgia SHINES and is not considered final or complete until the end of the fiscal year.		
Total Reports:	0	
Number Screened In:	0	
Number Screened Out:	0	
Number Substantiated:	0	
Number Unsubstantiated:	0	
Number Active CPS Investigations:	0	



Performance-Based Placement Measures

RBWO Provider GA+SCORECARD - ILP/TLP

Report Quarter: Q2 FY2018

Provider/Program Name: Youth Empowerment Success Services - Decatur (5258) - CCI

1420 S. Hairston Rd, Stone Mountain, GA 30088

Phone: 470-236-9377

Vendor ID# 153019

Quarterly Scores (Grades)

Q1: 100.91 (A+)

Q2: 99.00 (A+)

Q3: N/A

Q4: N/A

Current Quarter Score (Grade)

99.00%

(A+)

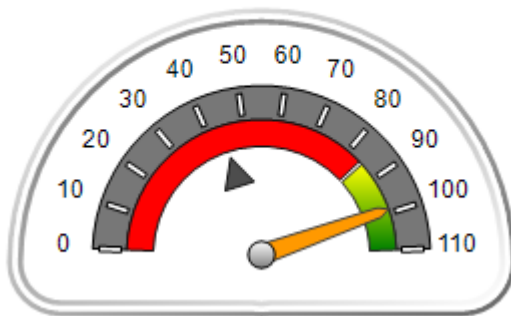
Program Census Information:

Children in Care During
Quarter: 9# Placements During
Quarter: 9# Children in Care On Last
Day: 9

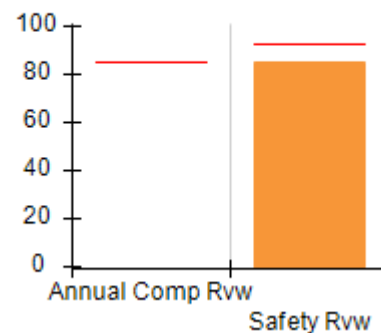
Quarterly Provider Comparisons to All ILP/TLPs

indicates average for all ILP/TLPs

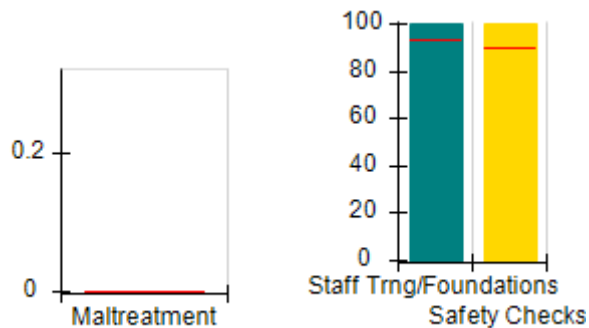
Overall Score (%)



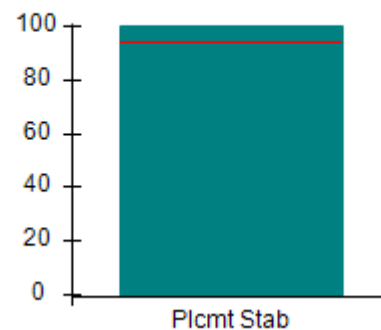
OPM Monitoring Reviews (%)



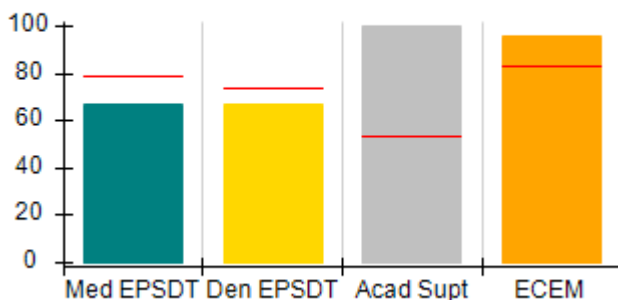
Safety Outcomes (%)



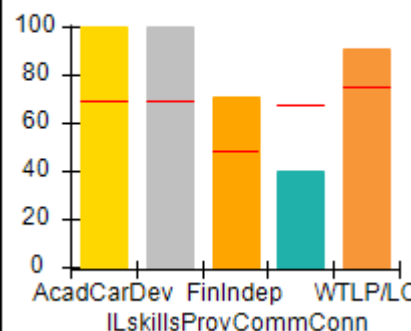
Permanency Outcomes (%)



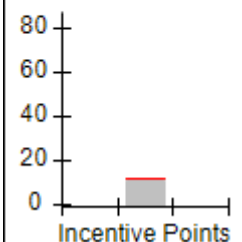
Well-Being Outcomes (%)



ILP/TLP Outcomes (%)



Incentives Earned (Points)





Performance-Based Placement Measures

RBWO Provider GA+SCORECARD - ILP/TLP

Report Quarter: Q2 FY2018

Provider/Program Name: Youth Empowerment Success Services - Decatur (5258) - CCI				
1420 S. Hairston Rd, Stone Mountain, GA 30088 Phone: 470-236-9377 Vendor ID# 153019		Quarterly Scores (Grades)		Current Quarter Score (Grade)
		Q1: 100.91 (A+)	Q2: 99.00 (A+)	99.00% (A+)
		Q3: N/A	Q4: N/A	
Program Census Information:		# Children in Care During Quarter: 9	# Placements During Quarter: 9	# Children in Care On Last Day: 9
	Avg Performance All ILP/TLPs (%)	Provider Performance (%)*	Possible Points (Weight)	Provider Points Earned
OPM Monitoring Reviews				
Annual Comprehensive Reviews	85%	Not Yet Conducted		
Safety Reviews	92%	85%	5	4.25
Monitoring Sub-Total			5	4.25
ILP/TLP Safety Outcomes				
Incidence of Maltreatment	0.00%	Not Eligible		
Staff Training/Foundations	94%	100%	6.5	6.50
Staff Safety Checks	90%	100%	6.5	6.50
Safety Sub-Total			13	13.00
ILP/TLP Permanency Outcomes				
Placement Stability	94%	100%	3	3.00
Permanency Sub-Total			3	3.00
ILP/TLP Well-Being Outcomes				
EPSDT Medical Visits	79%	67%	4	2.68
EPSDT Dental Visits	74%	67%	4	2.68
Academic Supports	53%	100%	2	2.00
Provider ECEM Visits	83%	96%	4	3.84
Placements with Siblings	24%	Not Eligible	Not Scored	Not Scored
Placements within Legal County	19%	25%	Not Scored	Not Scored
Well-Being Sub-Total			14	11.20
ILP/TLP Specialty Outcomes				
Academic/Career Development	69%	100%	10	10.00
Ind Living Skills Provision	69%	100%	15	15.00
Financial Independence	48%	71%	5	3.55
Community Connections	67%	40%	5	2.00
WTLP/Life Coach	75%	91%	15	13.65
Specialty Sub-Total			50	44.20
*Performance calculation descriptions can be found in the FY 2018 RBWO PBP Measurements and Standards Guide.				

Monitoring & Outcomes: Possible Points = 85**Points Earned = 75.65**



Performance-Based Placement Measures

RBWO Provider GA+SCORECARD - ILP/TLP

Report Quarter: Q2 FY2018

Score Before Incentives Credit	89.00%
Incentives Awarded	10.00 pts
PBP Verification	N/A pts
Total Score	99.00%

Provider/Program Name: Youth Empowerment Success Services - Decatur (5258) - CCI				
Program Census Information:		# Children in Care During Quarter: 9	# Placements During Quarter: 9	# Children in Care On Last Day: 9
ILP/TLP Incentive Credits	Avg Performance All ILP/TLPs (Points)	Provider Performance (%)*	Possible Points (Weight)	Provider Points Earned
No DJJ or DOC Involvement		100%	5	5.00
Extended Foster Care Services		Not Eligible	5	
Positive Permanency Connections		20%	5	1.00
High School Graduation/College Participation/Professional Certification		11%	20	2.20
Part-Time Employment with Medical Benefits		Not Eligible	20	
Living Arrangements at Discharge		Not Eligible	20	
Additional Academic Supports		0%	2	0.00
Additional IL Skills Provision		57%	5	2.85
Active Agency Accreditation		0%	4	0.00
Staff Clinical Licensure		0%	5	0.00
Incentives Total	11.77		91	11.05
*Performance calculation descriptions can be found in the FY 2018 RBWO PBP Measurements and Standards Guide.				

Child Protective Services Investigations and Dispositions		
The following investigations data, which is not used for scoring but is considered significant to a provider's performance, is from Georgia SHINES and is not considered final or complete until the end of the fiscal year.		
Total Reports:	0	
Number Screened In:	0	
Number Screened Out:	0	
Number Substantiated:	0	
Number Unsubstantiated:	0	
Number Active CPS Investigations:	0	



Performance-Based Placement Measures

RBWO Provider GA+SCORECARD - ILP/TLP

Report Quarter: Q2 FY2018

Provider/Program Name: Youth Empowerment Success Services - Jonesboro (5259) - CCI

1 Magnolia Circle, Jonesboro, GA 30236

Phone: 470-236-9377

Vendor ID# 153020

Quarterly Scores (Grades)

Q1: 100.00 (A+)

Q2: 110.00 (A+)

Q3: N/A

Q4: N/A

Current Quarter Score (Grade)

110.00%
(A+)

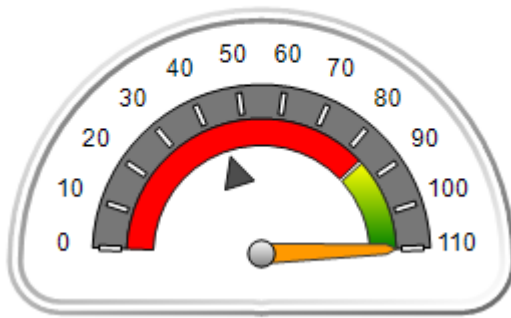
Program Census Information:

Children in Care During
Quarter: 2# Placements During
Quarter: 2# Children in Care On Last
Day: 2

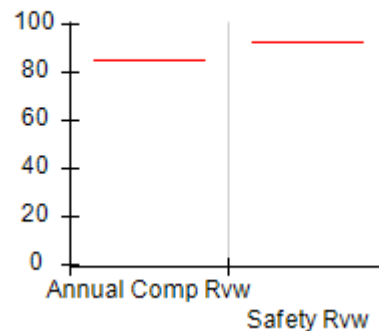
Quarterly Provider Comparisons to All ILP/TLPs

indicates average for all ILP/TLPs

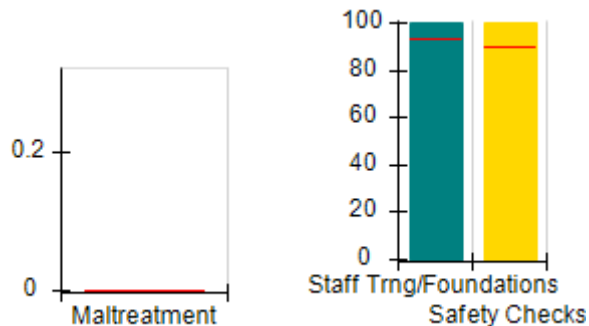
Overall Score (%)



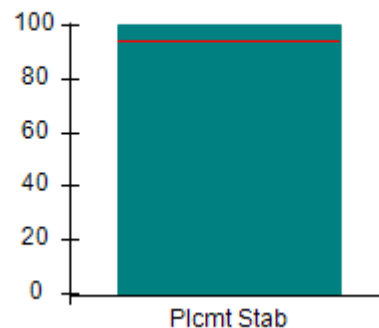
OPM Monitoring Reviews (%)



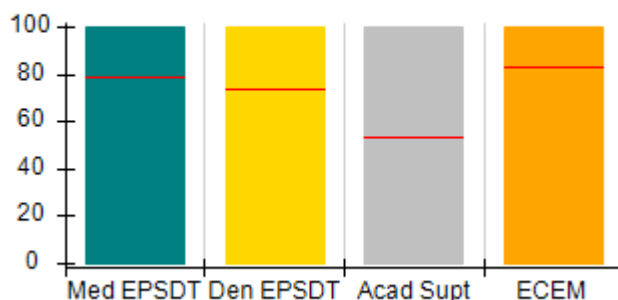
Safety Outcomes (%)



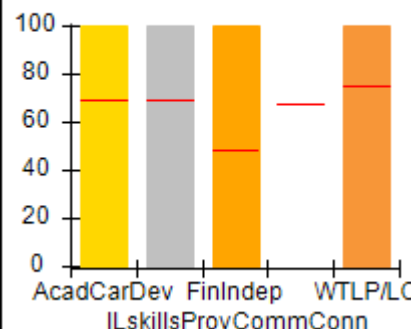
Permanency Outcomes (%)



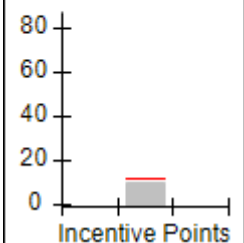
Well-Being Outcomes (%)



ILP/TLP Outcomes (%)



Incentives Earned (Points)





Performance-Based Placement Measures

RBWO Provider GA+SCORECARD - ILP/TLP

Report Quarter: Q2 FY2018

Provider/Program Name: Youth Empowerment Success Services - Jonesboro (5259) - CCI				
1 Magnolia Circle, Jonesboro, GA 30236 Phone: 470-236-9377 Vendor ID# 153020		Quarterly Scores (Grades)		Current Quarter Score (Grade)
		Q1: 100.00 (A+)	Q2: 110.00 (A+)	110.00% (A+)
		Q3: N/A	Q4: N/A	
Program Census Information:		# Children in Care During Quarter: 2	# Placements During Quarter: 2	# Children in Care On Last Day: 2
	Avg Performance All ILP/TLPs (%)	Provider Performance (%)*	Possible Points (Weight)	Provider Points Earned
OPM Monitoring Reviews				
Annual Comprehensive Reviews	85%	Not Yet Conducted		
Safety Reviews	92%	Not Yet Conducted		
Monitoring Sub-Total				0.00
ILP/TLP Safety Outcomes				
Incidence of Maltreatment	0.00%	Not Eligible		
Staff Training/Foundations	94%	100%	6.5	6.50
Staff Safety Checks	90%	100%	6.5	6.50
Safety Sub-Total			13	13.00
ILP/TLP Permanency Outcomes				
Placement Stability	94%	100%	3	3.00
Permanency Sub-Total			3	3.00
ILP/TLP Well-Being Outcomes				
EPSDT Medical Visits	79%	100%	4	4.00
EPSDT Dental Visits	74%	100%	4	4.00
Academic Supports	53%	100%	2	2.00
Provider ECEM Visits	83%	100%	4	4.00
Placements with Siblings	24%	0%	Not Scored	Not Scored
Placements within Legal County	19%	0%	Not Scored	Not Scored
Well-Being Sub-Total			14	14.00
ILP/TLP Specialty Outcomes				
Academic/Career Development	69%	100%	11.1	11.11
Ind Living Skills Provision	69%	100%	16.7	16.67
Financial Independence	48%	100%	5.6	5.56
Community Connections	67%	Not Eligible		
WTLP/Life Coach	75%	100%	16.7	16.67
Specialty Sub-Total			50	50.00
*Performance calculation descriptions can be found in the FY 2018 RBWO PBP Measurements and Standards Guide.				

Monitoring & Outcomes: Possible Points = 80
Points Earned = 80.00



Performance-Based Placement Measures

RBWO Provider GA+SCORECARD - ILP/TLP

Report Quarter: Q2 FY2018

Score Before Incentives Credit	100.00%
Incentives Awarded	10.00 pts
PBP Verification	N/A pts
Total Score	110.00%

Provider/Program Name: Youth Empowerment Success Services - Jonesboro (5259) - CCI

Program Census Information:		# Children in Care During Quarter: 2	# Placements During Quarter: 2	# Children in Care On Last Day: 2
ILP/TLP Incentive Credits	Avg Performance All ILP/TLPs (Points)	Provider Performance (%)*	Possible Points (Weight)	Provider Points Earned
No DJJ or DOC Involvement		100%	5	5.00
Extended Foster Care Services		Not Eligible	5	
Positive Permanency Connections		Not Eligible	5	
High School Graduation/College Participation/Professional Certification		0%	20	0.00
Part-Time Employment with Medical Benefits		Not Eligible	20	
Living Arrangements at Discharge		Not Eligible	20	
Additional Academic Supports		0%	2	0.00
Additional IL Skills Provision		100%	5	5.00
Active Agency Accreditation		0%	4	0.00
Staff Clinical Licensure		0%	5	0.00
Incentives Total	11.77		91	10.00

*Performance calculation descriptions can be found in the FY 2018 RBWO PBP Measurements and Standards Guide.

Child Protective Services Investigations and Dispositions

The following investigations data, which is not used for scoring but is considered significant to a provider's performance, is from Georgia SHINES and is not considered final or complete until the end of the fiscal year.

Total Reports:	0	
Number Screened In:	0	
Number Screened Out:	0	
Number Substantiated:	0	
Number Unsubstantiated:	0	
Number Active CPS Investigations:	0	



Performance-Based Placement Measures

RBWO Provider GA+SCORECARD - ILP/TLP

Report Quarter: Q2 FY2018

Provider/Program Name: Zion Foundation - Cooper Creek Apts. (5334) - CCI

4800 Burt Mar Drive, Columbus, GA 31907

Phone: 706-940-0370

Vendor ID# 157128

Program Census Information:

Children in Care During
Quarter: 0# Placements During
Quarter: 0# Children in Care On Last
Day: 6

Quarterly Scores (Grades)

Q1: (N/A)

Q2: 00.00 (F)

Q3: N/A

Q4: N/A

Current Quarter Score
(Grade)

00.00%

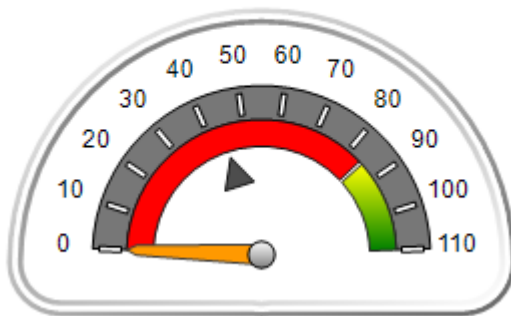
(F)

Quarterly Provider Comparisons to All ILP/TLPs

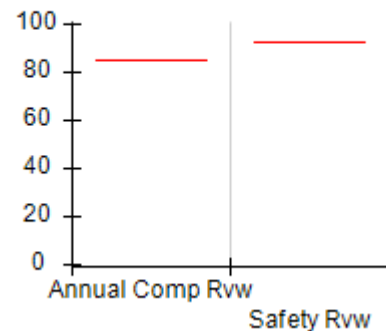


indicates average for all ILP/TLPs

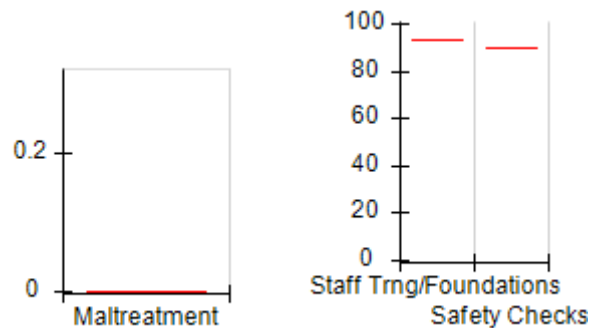
Overall Score (%)



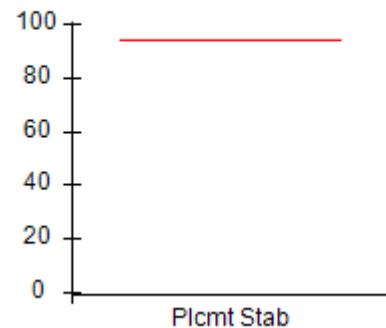
OPM Monitoring Reviews (%)



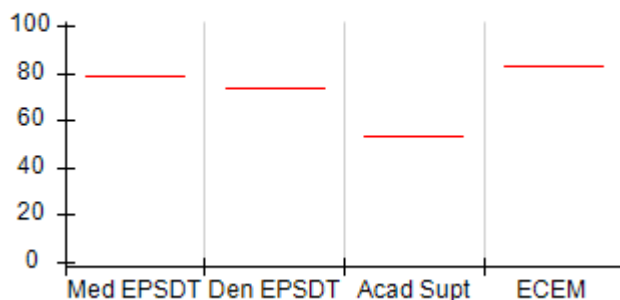
Safety Outcomes (%)



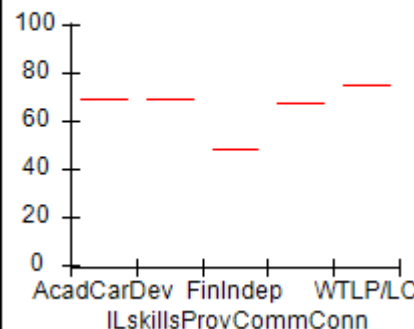
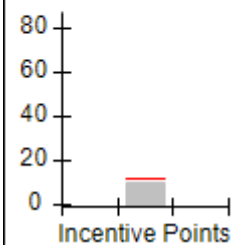
Permanency Outcomes (%)



Well-Being Outcomes (%)



ILP/TLP Outcomes (%)

Incentives
Earned
(Points)



Performance-Based Placement Measures

RBWO Provider GA+SCORECARD - ILP/TLP

Report Quarter: Q2 FY2018

Provider/Program Name: Zion Foundation - Cooper Creek Apts. (5334) - CCI				
4800 Burt Mar Drive, Columbus, GA 31907		Quarterly Scores (Grades)		Current Quarter Score (Grade)
Phone: 706-940-0370		Q1: (N/A)	Q2: 00.00 (F)	00.00% (F)
Vendor ID# 157128		Q3: N/A	Q4: N/A	
Program Census Information:		# Children in Care During Quarter: 0	# Placements During Quarter: 0	# Children in Care On Last Day: 6
	Avg Performance All ILP/TLPs (%)	Provider Performance (%)*	Possible Points (Weight)	Provider Points Earned
OPM Monitoring Reviews				
Annual Comprehensive Reviews	85%	Not Yet Conducted		
Safety Reviews	92%	Not Yet Conducted		
Monitoring Sub-Total				0.00
ILP/TLP Safety Outcomes				
Incidence of Maltreatment	0.00%	Not Eligible		
Staff Training/Foundations	94%	Not Eligible		
Staff Safety Checks	90%	Not Eligible		
Safety Sub-Total			N/A	
ILP/TLP Permanency Outcomes				
Placement Stability	94%	Not Eligible		
Permanency Sub-Total			N/A	
ILP/TLP Well-Being Outcomes				
EPSDT Medical Visits	79%	Not Eligible		
EPSDT Dental Visits	74%	Not Eligible		
Academic Supports	53%	Not Eligible		
Provider ECEM Visits	83%	Not Eligible		
Placements with Siblings	24%	Not Eligible	Not Scored	Not Scored
Placements within Legal County	19%	Not Eligible	Not Scored	Not Scored
Well-Being Sub-Total			N/A	
ILP/TLP Specialty Outcomes				
Academic/Career Development	69%	Not Eligible		
Ind Living Skills Provision	69%	Not Eligible		
Financial Independence	48%	Not Eligible		
Community Connections	67%	Not Eligible		
WTLP/Life Coach	75%	Not Eligible		
Specialty Sub-Total			N/A	
*Performance calculation descriptions can be found in the FY 2018 RBWO PBP Measurements and Standards Guide.				

Monitoring & Outcomes: Possible Points = 0

Points Earned = N/A



Performance-Based Placement Measures RBWO Provider GA+SCORECARD - ILP/TLP

Report Quarter: Q2 FY2018

Score Before Incentives Credit	#Error
Incentives Awarded	10.00 pts
PBP Verification	N/A pts
Total Score	00.00%

Provider/Program Name: Zion Foundation - Cooper Creek Apts. (5334) - CCI				
Program Census Information:		# Children in Care During Quarter: 0	# Placements During Quarter: 0	# Children in Care On Last Day: 6
ILP/TLP Incentive Credits	Avg Performance All ILP/TLPs (Points)	Provider Performance (%)*	Possible Points (Weight)	Provider Points Earned
No DJJ or DOC Involvement		Not Eligible	5	
Extended Foster Care Services		Not Eligible	5	
Positive Permanency Connections		Not Eligible	5	
High School Graduation/College Participation/Professional Certification		Not Eligible	20	
Part-Time Employment with Medical Benefits		50%	20	10.00
Living Arrangements at Discharge		Not Eligible	20	
Additional Academic Supports		Not Eligible	2	
Additional IL Skills Provision		Not Eligible	5	
Active Agency Accreditation		0%	4	0.00
Staff Clinical Licensure		0%	5	0.00
Incentives Total	11.77		91	10.00

*Performance calculation descriptions can be found in the FY 2018 RBWO PBP Measurements and Standards Guide.

Child Protective Services Investigations and Dispositions		
The following investigations data, which is not used for scoring but is considered significant to a provider's performance, is from Georgia SHINES and is not considered final or complete until the end of the fiscal year.		
Total Reports:	0	
Number Screened In:	0	
Number Screened Out:	0	
Number Substantiated:	0	
Number Unsubstantiated:	0	
Number Active CPS Investigations:	0	



Performance-Based Placement Measures

RBWO Provider GA+SCORECARD - ILP/TLP

Report Quarter: Q2 FY2018

Provider/Program Name: Zion Foundation - Hampton Place Apts (5260) - CCI

6511 Thea Lane, Columbus, GA 31907

Phone: 706-940-0370

Vendor ID# 150308

Program Census Information:

Children in Care During
Quarter: 13# Placements During
Quarter: 13# Children in Care On Last
Day: 4

Quarterly Scores (Grades)

Q1: 78.56 (C+)

Q2: 99.21 (A+)

Q3: N/A

Q4: N/A

Current Quarter Score
(Grade)

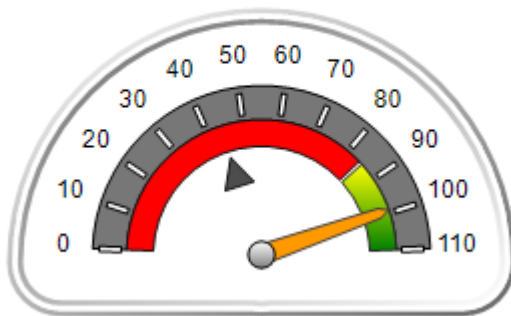
99.21%

(A+)

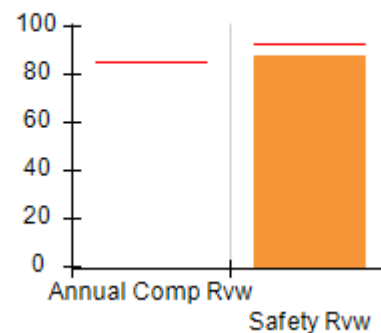
Quarterly Provider Comparisons to All ILP/TLPs

indicates average for all ILP/TLPs

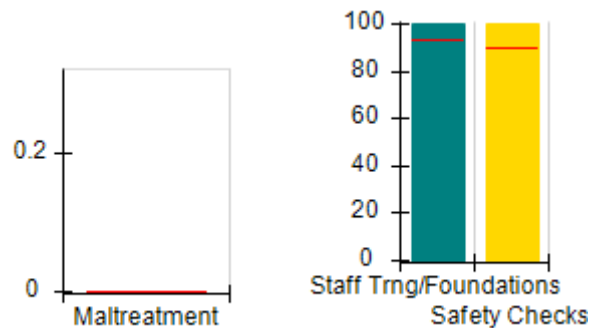
Overall Score (%)



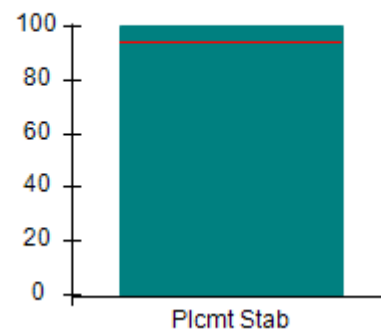
OPM Monitoring Reviews (%)



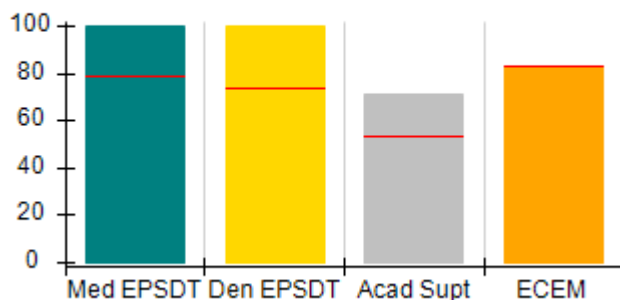
Safety Outcomes (%)



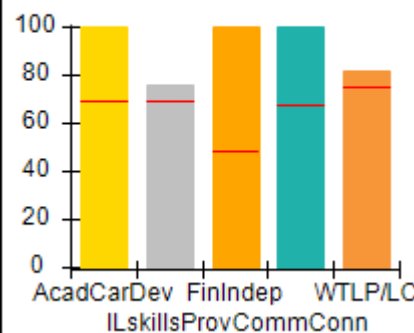
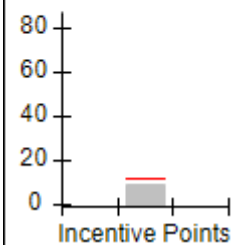
Permanency Outcomes (%)



Well-Being Outcomes (%)



ILP/TLP Outcomes (%)

Incentives
Earned
(Points)



Performance-Based Placement Measures

RBWO Provider GA+SCORECARD - ILP/TLP

Report Quarter: Q2 FY2018

Provider/Program Name: Zion Foundation - Hampton Place Apts (5260) - CCI				
6511 Thea Lane, Columbus, GA 31907		Quarterly Scores (Grades)		Current Quarter Score (Grade)
Phone: 706-940-0370		Q1: 78.56 (C+)	Q2: 99.21 (A+)	99.21% (A+)
Vendor ID# 150308		Q3: N/A	Q4: N/A	
Program Census Information:		# Children in Care During Quarter: 13	# Placements During Quarter: 13	# Children in Care On Last Day: 4
	Avg Performance All ILP/TLPs (%)	Provider Performance (%)*	Possible Points (Weight)	Provider Points Earned
OPM Monitoring Reviews				
Annual Comprehensive Reviews	85%	Not Yet Conducted		
Safety Reviews	92%	88%	5	4.38
Monitoring Sub-Total			5	4.38
ILP/TLP Safety Outcomes				
Incidence of Maltreatment	0.00%	No Substantiated Reports	3	3.00
Staff Training/Foundations	94%	100%	5	5.00
Staff Safety Checks	90%	100%	5	5.00
Safety Sub-Total			13	13.00
ILP/TLP Permanency Outcomes				
Placement Stability	94%	100%	3	3.00
Permanency Sub-Total			3	3.00
ILP/TLP Well-Being Outcomes				
EPSDT Medical Visits	79%	100%	4	4.00
EPSDT Dental Visits	74%	100%	4	4.00
Academic Supports	53%	71%	2	1.42
Provider ECEM Visits	83%	83%	4	3.32
Placements with Siblings	24%	0%	Not Scored	Not Scored
Placements within Legal County	19%	0%	Not Scored	Not Scored
Well-Being Sub-Total			14	12.74
ILP/TLP Specialty Outcomes				
Academic/Career Development	69%	100%	10	10.00
Ind Living Skills Provision	69%	76%	15	11.40
Financial Independence	48%	100%	5	5.00
Community Connections	67%	100%	5	5.00
WTLP/Life Coach	75%	82%	15	12.30
Specialty Sub-Total			50	43.70

*Performance calculation descriptions can be found in the FY 2018 RBWO PBP Measurements and Standards Guide.

Monitoring & Outcomes: Possible Points = 85

Points Earned = 76.82



Performance-Based Placement Measures

RBWO Provider GA+SCORECARD - ILP/TLP

Report Quarter: Q2 FY2018

Score Before Incentives Credit	90.37%
Incentives Awarded	08.84 pts
PBP Verification	N/A pts
Total Score	99.21%

Provider/Program Name: Zion Foundation - Hampton Place Apts (5260) - CCI				
Program Census Information:		# Children in Care During Quarter: 13	# Placements During Quarter: 13	# Children in Care On Last Day: 4
ILP/TLP Incentive Credits	Avg Performance All ILP/TLPs (Points)	Provider Performance (%)*	Possible Points (Weight)	Provider Points Earned
No DJJ or DOC Involvement		100%	5	5.00
Extended Foster Care Services		Not Eligible	5	
Positive Permanency Connections		0%	5	0.00
High School Graduation/College Participation/Professional Certification		9%	20	1.80
Part-Time Employment with Medical Benefits		Not Eligible	20	
Living Arrangements at Discharge		0%	20	0.00
Additional Academic Supports		57%	2	1.14
Additional IL Skills Provision		18%	5	0.90
Active Agency Accreditation		0%	4	0.00
Staff Clinical Licensure		0%	5	0.00
Incentives Total	11.77		91	8.84
*Performance calculation descriptions can be found in the FY 2018 RBWO PBP Measurements and Standards Guide.				

Child Protective Services Investigations and Dispositions		
The following investigations data, which is not used for scoring but is considered significant to a provider's performance, is from Georgia SHINES and is not considered final or complete until the end of the fiscal year.		
Total Reports:	0	
Number Screened In:	0	
Number Screened Out:	0	
Number Substantiated:	0	
Number Unsubstantiated:	0	
Number Active CPS Investigations:	0	



Performance-Based Placement Measures

RBWO Provider GA+SCORECARD - ILP/TLP

Report Quarter: Q2 FY2018

Provider/Program Name: Zion Foundation - Wildwood Apts (5333) - CCI

1315 Wildwood Avenue, Columbus, GA 31906

Phone: 706-940-0370

Vendor ID# 157129

Quarterly Scores (Grades)

Q1: (N/A)

Q2: 00.00 (F)

Q3: N/A

Q4: N/A

Current Quarter Score (Grade)

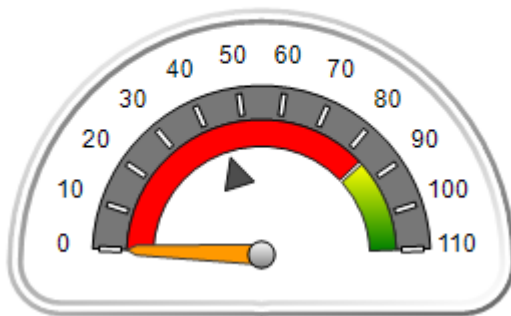
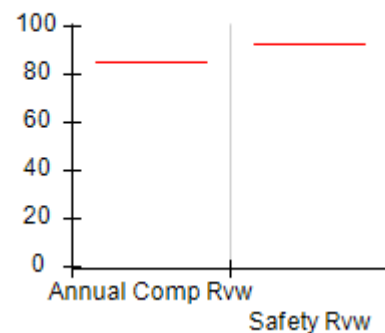
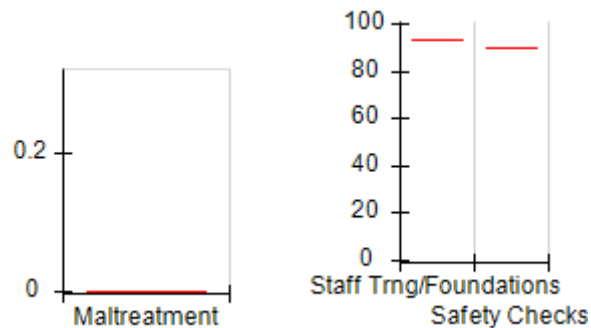
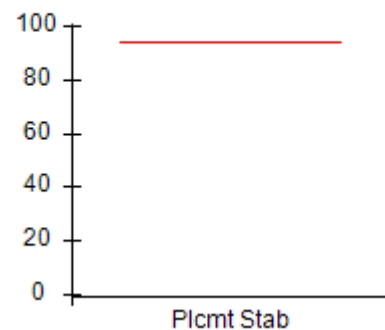
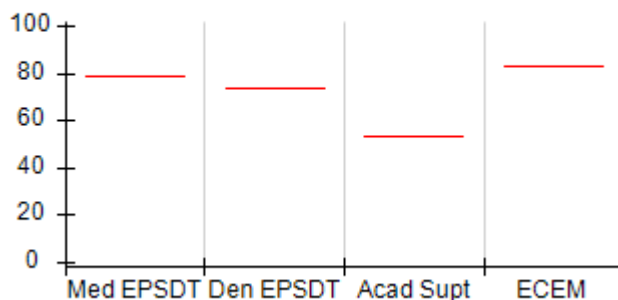
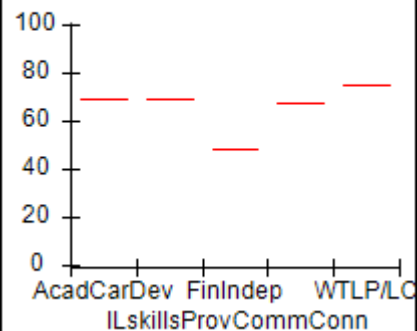
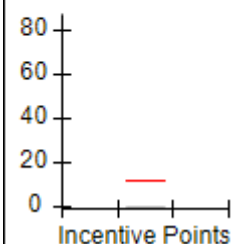
00.00%

(F)

Program Census Information:

Children in Care During
Quarter: 0# Placements During
Quarter: 0# Children in Care On Last
Day: 7
Quarterly Provider Comparisons to All ILP/TLPs

indicates average for all ILP/TLPs

Overall Score (%)

OPM Monitoring Reviews (%)

Safety Outcomes (%)

Permanency Outcomes (%)

Well-Being Outcomes (%)

ILP/TLP Outcomes (%)

Incentives Earned (Points)




Performance-Based Placement Measures
RBWO Provider GA+SCORECARD - ILP/TLP

Report Quarter: Q2 FY2018

Provider/Program Name: Zion Foundation - Wildwood Apts (5333) - CCI				
1315 Wildwood Avenue, Columbus, GA 31906		Quarterly Scores (Grades)		Current Quarter Score (Grade)
Phone: 706-940-0370		Q1: (N/A)	Q2: 00.00 (F)	00.00%
Vendor ID# 157129		Q3: N/A	Q4: N/A	(F)
Program Census Information:		# Children in Care During Quarter: 0	# Placements During Quarter: 0	# Children in Care On Last Day: 7
	Avg Performance All ILP/TLPs (%)	Provider Performance (%)*	Possible Points (Weight)	Provider Points Earned
OPM Monitoring Reviews				
Annual Comprehensive Reviews	85%	Not Yet Conducted		
Safety Reviews	92%	Not Yet Conducted		
Monitoring Sub-Total				0.00
ILP/TLP Safety Outcomes				
Incidence of Maltreatment	0.00%	Not Eligible		
Staff Training/Foundations	94%	Not Eligible		
Staff Safety Checks	90%	Not Eligible		
Safety Sub-Total			N/A	
ILP/TLP Permanency Outcomes				
Placement Stability	94%	Not Eligible		
Permanency Sub-Total			N/A	
ILP/TLP Well-Being Outcomes				
EPSDT Medical Visits	79%	Not Eligible		
EPSDT Dental Visits	74%	Not Eligible		
Academic Supports	53%	Not Eligible		
Provider ECEM Visits	83%	Not Eligible		
Placements with Siblings	24%	Not Eligible	Not Scored	Not Scored
Placements within Legal County	19%	Not Eligible	Not Scored	Not Scored
Well-Being Sub-Total			N/A	
ILP/TLP Specialty Outcomes				
Academic/Career Development	69%	Not Eligible		
Ind Living Skills Provision	69%	Not Eligible		
Financial Independence	48%	Not Eligible		
Community Connections	67%	Not Eligible		
WTLP/Life Coach	75%	Not Eligible		
Specialty Sub-Total			N/A	
*Performance calculation descriptions can be found in the FY 2018 RBWO PBP Measurements and Standards Guide.				

Monitoring & Outcomes: Possible Points = 0

Points Earned = N/A



Performance-Based Placement Measures

RBWO Provider GA+SCORECARD - ILP/TLP

Report Quarter: Q2 FY2018

Score Before Incentives Credit	#Error
Incentives Awarded	00.00 pts
PBP Verification	N/A pts
Total Score	00.00%

Provider/Program Name: Zion Foundation - Wildwood Apts (5333) - CCI				
Program Census Information:		# Children in Care During Quarter: 0	# Placements During Quarter: 0	# Children in Care On Last Day: 7
ILP/TLP Incentive Credits	Avg Performance All ILP/TLPs (Points)	Provider Performance (%)*	Possible Points (Weight)	Provider Points Earned
No DJJ or DOC Involvement		Not Eligible	5	
Extended Foster Care Services		Not Eligible	5	
Positive Permanency Connections		Not Eligible	5	
High School Graduation/College Participation/Professional Certification		Not Eligible	20	
Part-Time Employment with Medical Benefits		0%	20	0.00
Living Arrangements at Discharge		Not Eligible	20	
Additional Academic Supports		Not Eligible	2	
Additional IL Skills Provision		Not Eligible	5	
Active Agency Accreditation		0%	4	0.00
Staff Clinical Licensure		0%	5	0.00
Incentives Total	11.77		91	0.00

*Performance calculation descriptions can be found in the FY 2018 RBWO PBP Measurements and Standards Guide.

Child Protective Services Investigations and Dispositions		
The following investigations data, which is not used for scoring but is considered significant to a provider's performance, is from Georgia SHINES and is not considered final or complete until the end of the fiscal year.		
Total Reports:	0	
Number Screened In:	0	
Number Screened Out:	0	
Number Substantiated:	0	
Number Unsubstantiated:	0	
Number Active CPS Investigations:	0	



Performance-Based Placement Measures RBWO Provider GA+SCORECARD - ILP/TLP

Report Quarter: Q2 FY2018

Provider/Program Name: Zion Foundation - Willow Creek Apts (5261) - CCI

3700 Buena Vista Rd., Columbus, GA 31906

Phone: 706-940-0370

Vendor ID# 144023

Quarterly Scores (Grades)

Q1: 83.93 (B-)

Q2: 105.50 (A+)

Q3: N/A

Q4: N/A

Current Quarter Score (Grade)

105.50%

(A+)

Program Census Information:

Children in Care During Quarter: 13

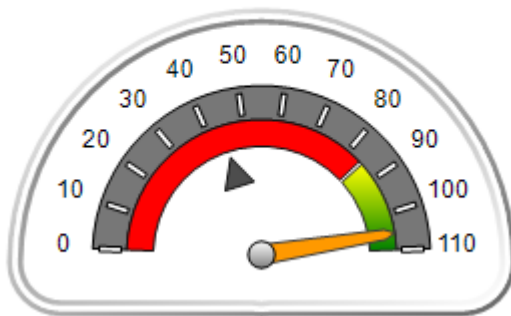
Placements During Quarter: 13

Children in Care On Last Day: 6

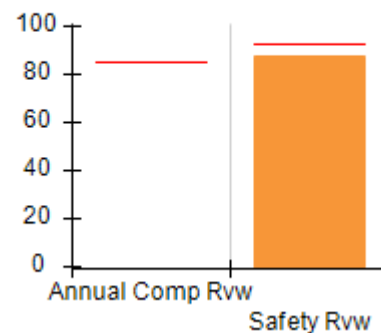
Quarterly Provider Comparisons to All ILP/TLPs

▼ indicates average for all ILP/TLPs

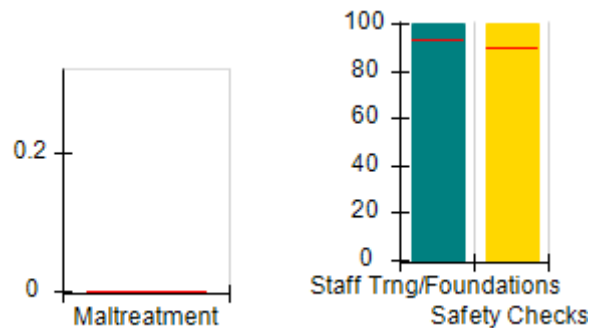
Overall Score (%)



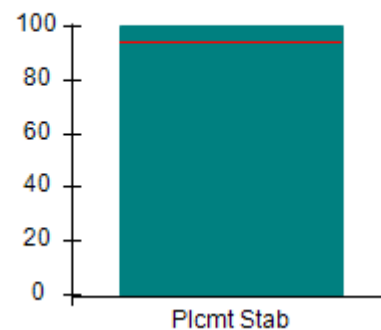
OPM Monitoring Reviews (%)



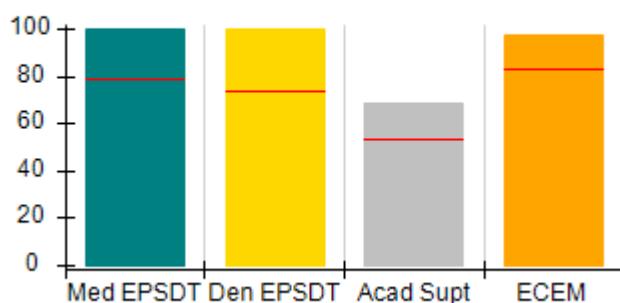
Safety Outcomes (%)



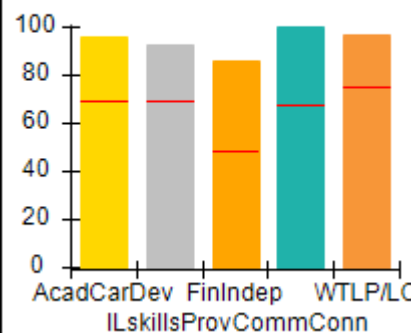
Permanency Outcomes (%)



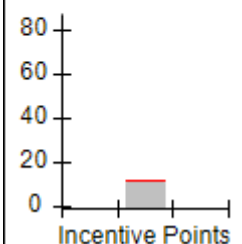
Well-Being Outcomes (%)



ILP/TLP Outcomes (%)



Incentives Earned (Points)





Performance-Based Placement Measures
RBWO Provider GA+SCORECARD - ILP/TLP

Report Quarter: Q2 FY2018

Provider/Program Name: Zion Foundation - Willow Creek Apts (5261) - CCI				
3700 Buena Vista Rd., Columbus, GA 31906		Quarterly Scores (Grades)		Current Quarter Score (Grade)
Phone: 706-940-0370		Q1: 83.93 (B-)	Q2: 105.50 (A+)	105.50% (A+)
Vendor ID# 144023		Q3: N/A	Q4: N/A	
Program Census Information:		# Children in Care During Quarter: 13	# Placements During Quarter: 13	# Children in Care On Last Day: 6
	Avg Performance All ILP/TLPs (%)	Provider Performance (%)*	Possible Points (Weight)	Provider Points Earned
OPM Monitoring Reviews				
Annual Comprehensive Reviews	85%	Not Yet Conducted		
Safety Reviews	92%	88%	5	4.38
Monitoring Sub-Total			5	4.38
ILP/TLP Safety Outcomes				
Incidence of Maltreatment	0.00%	No Substantiated Reports	3	3.00
Staff Training/Foundations	94%	100%	5	5.00
Staff Safety Checks	90%	100%	5	5.00
Safety Sub-Total			13	13.00
ILP/TLP Permanency Outcomes				
Placement Stability	94%	100%	3	3.00
Permanency Sub-Total			3	3.00
ILP/TLP Well-Being Outcomes				
EPSDT Medical Visits	79%	100%	4	4.00
EPSDT Dental Visits	74%	100%	4	4.00
Academic Supports	53%	69%	2	1.38
Provider ECEM Visits	83%	97%	4	3.88
Placements with Siblings	24%	33%	Not Scored	Not Scored
Placements within Legal County	19%	29%	Not Scored	Not Scored
Well-Being Sub-Total			14	13.40
ILP/TLP Specialty Outcomes				
Academic/Career Development	69%	96%	10	9.60
Ind Living Skills Provision	69%	93%	15	13.95
Financial Independence	48%	86%	5	4.30
Community Connections	67%	100%	5	5.00
WTLP/Life Coach	75%	97%	15	14.55
Specialty Sub-Total			50	47.40

*Performance calculation descriptions can be found in the FY 2018 RBWO PBP Measurements and Standards Guide.

Monitoring & Outcomes: Possible Points = 85	Points Earned = 81.18
--	------------------------------



Performance-Based Placement Measures

RBWO Provider GA+SCORECARD - ILP/TLP

Report Quarter: Q2 FY2018

Score Before Incentives Credit	95.50%
Incentives Awarded	10.00 pts
PBP Verification	N/A pts
Total Score	105.50%

Provider/Program Name: Zion Foundation - Willow Creek Apts (5261) - CCI				
Program Census Information:		# Children in Care During Quarter: 13	# Placements During Quarter: 13	# Children in Care On Last Day: 6
ILP/TLP Incentive Credits	Avg Performance All ILP/TLPs (Points)	Provider Performance (%)*	Possible Points (Weight)	Provider Points Earned
No DJJ or DOC Involvement		92%	5	4.60
Extended Foster Care Services		0%	5	0.00
Positive Permanency Connections		0%	5	0.00
High School Graduation/College Participation/Professional Certification		10%	20	2.00
Part-Time Employment with Medical Benefits		Not Eligible	20	
Living Arrangements at Discharge		0%	20	0.00
Additional Academic Supports		50%	2	1.00
Additional IL Skills Provision		64%	5	3.20
Active Agency Accreditation		0%	4	0.00
Staff Clinical Licensure		0%	5	0.00
Incentives Total	11.77		91	10.80
*Performance calculation descriptions can be found in the FY 2018 RBWO PBP Measurements and Standards Guide.				

Child Protective Services Investigations and Dispositions		
The following investigations data, which is not used for scoring but is considered significant to a provider's performance, is from Georgia SHINES and is not considered final or complete until the end of the fiscal year.		
Total Reports:	0	
Number Screened In:	0	
Number Screened Out:	0	
Number Substantiated:	0	
Number Unsubstantiated:	0	
Number Active CPS Investigations:	0	