



RBWO Provider GA+SCORECARD - CCI

Performance-Based Placement Measures

FY 2017 Qtr 3

Office of Provider Management,
Georgia Department of Human Services

Care Solutions, Inc.





DHS, DFCS, Office of Provider Management
Performance-Based Placement Measures
RBWO Provider GA+SCORECARD - CCI



Report Quarter: Q3 FY2017

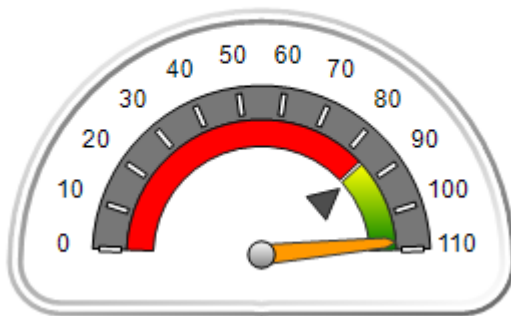
Provider/Program Name: A Friend's House - (563) - CCI

111 Henry Pkwy., McDonough, GA 30253 Phone: 678-432-1630 Vendor ID# 35215	Quarterly Scores (Grades)		Current Quarter Score (Grade)
	Q1: 107.53 (A+)	Q2: 108.36 (A+)	107.86% (A+)
	Q3: 107.86 (A+)	Q4: (N/A)	
Program Census Information:	# Children in Care During Quarter: 20	# Placements During Quarter: 20	# Children in Care On Last Day: 13

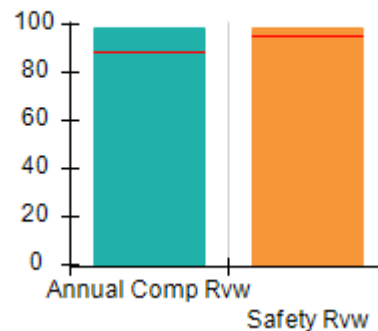
Quarterly Provider Comparisons to All CCIs

▼ — indicates average for all CCIs

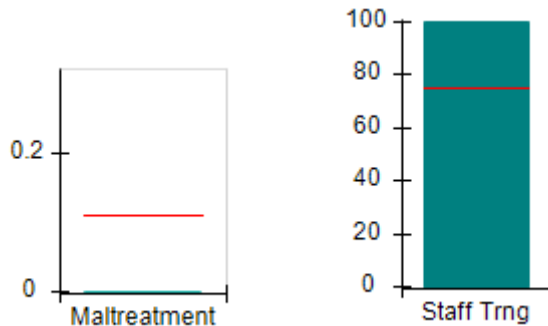
Overall Score (%)



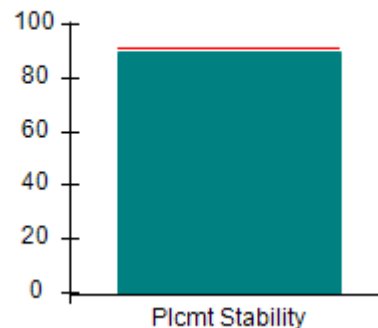
OPM Monitoring Reviews (%)



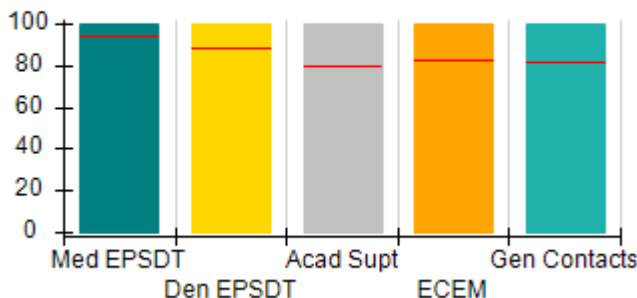
Safety Outcomes (%)



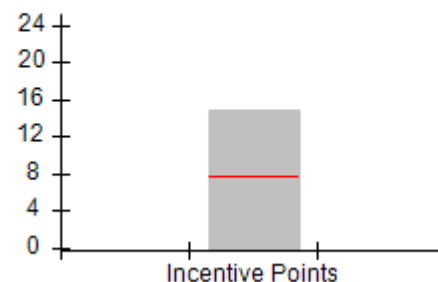
Permanency Outcomes (%)



Well-Being Outcomes (%)



Incentives Earned (Points)





DHS, DFCS, Office of Provider Management
Performance-Based Placement Measures
RBWO Provider GA+SCORECARD - CCI
Report Quarter: Q3 FY2017



Provider/Program Name: A Friend's House - (563) - CCI

111 Henry Pkwy., McDonough, GA 30253		Quarterly Scores (Grades)		Current Quarter Score (Grade)
Phone: 678-432-1630		Q1: 107.53 (A+)	Q2: 108.36 (A+)	107.86% (A+)
Vendor ID# 35215		Q3: 107.86 (A+)	Q4: (N/A)	
Program Census Information:		# Children in Care During Quarter: 20	# Placements During Quarter: 20	# Children in Care On Last Day: 13
	Avg Performance All CCIs (%)	Provider Performance (%)*	Possible Points (Weight)	Provider Points Earned
OPM Monitoring Reviews				
Annual Comprehensive Reviews	89%	98%	25	24.62
Safety Reviews	95%	98%	15	14.74
Monitoring Sub-Total			40	39.36
CCI Safety Outcomes				
Incidence of Maltreatment	0.11%	No Substantiated Reports	10	10.00
Staff Training	75%	100%	10	10.00
Safety Sub-Total			20	20.00
CCI Permanency Outcomes				
Placement Stability	91%	90%	15	13.50
Permanency Sub-Total			15	13.50
CCI Well-Being Outcomes				
EPSDT Medical Visits	94%	100%	4	4.00
EPSDT Dental Visits	88%	100%	4	4.00
Academic Supports	79%	100%	3	3.00
Provider ECEM Visits	83%	100%	7	7.00
Provider General Contacts	81%	100%	7	7.00
Placements with Siblings	38%	59%	Not Scored	Not Scored
Placements within Legal County	15%	29%	Not Scored	Not Scored
Well-Being Sub-Total			25	25.00
*Performance calculation descriptions can be found in the FY 2017 RBWO PBP Measurements and Standards Guide.				

Monitoring & Outcomes: Possible Points = 100	Points Earned = 97.86
Score Before Incentives Credit	97.86%
Incentives Awarded	10.00 pts
PBP Verification	N/A pts
Total Score	107.86%



DHS, DFCS, Office of Provider Management
Performance-Based Placement Measures
RBWO Provider GA+SCORECARD - CCI
Report Quarter: Q3 FY2017



Provider/Program Name: A Friend's House - (563) - CCI

Program Census Information:		# Children in Care During Quarter: 20	# Placements During Quarter: 20	# Children in Care On Last Day: 13
CCI Incentive Credits	Avg Performance All CCIs (Points)	Provider Performance (%)*	Possible Points (Weight)	Provider Points Earned
Early EPSDT Medical Visits		100%	2	2.00
Early EPSDT Dental Visits		100%	2	2.00
Permanency Contacts		100%	5	5.00
Additional Academic Supports		97%	2	1.94
Active Agency Accreditation		0%	4	0.00
Staff Clinical Licensure		0%	5	0.00
Behavior Management (threshold = 0)		100%	4	4.00
Incentives Total	7.73		24	14.94
Maximum total combined incentive credit allowed is 10 points.			Incentives Awarded	10.00

*Performance calculation descriptions can be found in the FY 2017 RBWO PBP Measurements and Standards Guide.

Child Protective Services Investigations and Dispositions

The following investigations data, which is not used for scoring but is considered significant to a provider's performance, is from Georgia SHINES and is not considered final or complete until the end of the fiscal year.

Total Reports:	1	
Number Screened In:	1	
Number Screened Out:	0	
Number Substantiated:	0	
Number Unsubstantiated:	0	
Number Active CPS Investigations:	1	



DHS, DFCS, Office of Provider Management
Performance-Based Placement Measures
RBWO Provider GA+SCORECARD - CCI



Report Quarter: Q3 FY2017

Provider/Program Name: ACES Youth Home, Inc. - (formerly Appalachian Children's Shelter) (5167) - CCI

133 Cares Drive, Jasper, GA 30143

Phone: 706-253-2375

Vendor ID# 115379

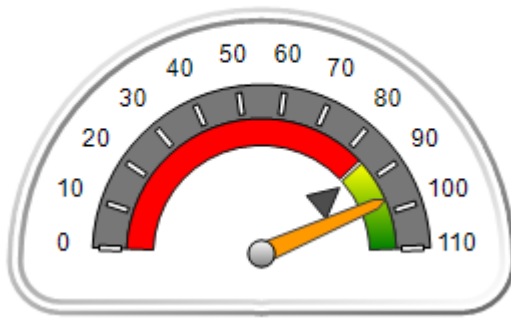
Quarterly Scores (Grades)		Current Quarter Score (Grade)
Q1: 83.15 (B-)	Q2: 95.21 (A)	96.63% (A)
Q3: 96.63 (A)	Q4: (N/A)	

Program Census Information:	# Children in Care During Quarter: 8	# Placements During Quarter: 8	# Children in Care On Last Day: 7
-----------------------------	--------------------------------------	--------------------------------	-----------------------------------

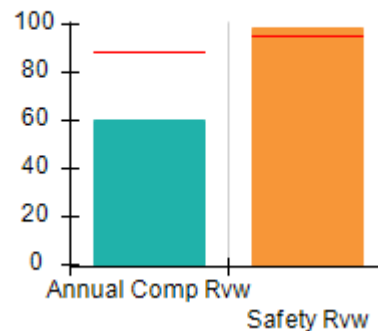
Quarterly Provider Comparisons to All CCIs

▼ — indicates average for all CCIs

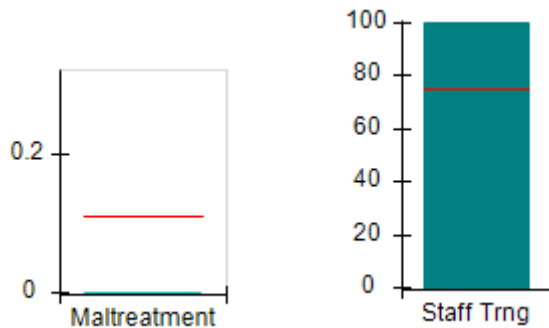
Overall Score (%)



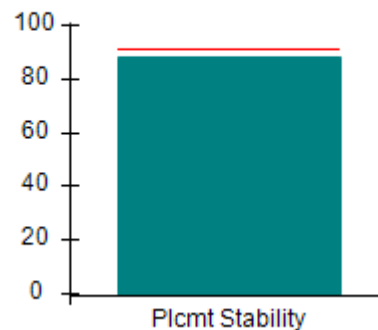
OPM Monitoring Reviews (%)



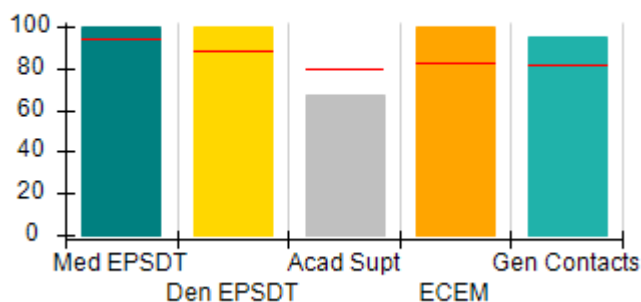
Safety Outcomes (%)



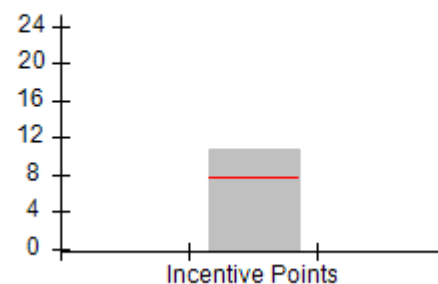
Permanency Outcomes (%)



Well-Being Outcomes (%)



Incentives Earned (Points)





DHS, DFCS, Office of Provider Management
Performance-Based Placement Measures
RBWO Provider GA+SCORECARD - CCI



Report Quarter: Q3 FY2017

Provider/Program Name: ACES Youth Home, Inc. - (formerly Appalachian Children's Shelter) (5167) - CCI				
133 Cares Drive, Jasper, GA 30143		Quarterly Scores (Grades)		Current Quarter Score (Grade)
Phone: 706-253-2375		Q1: 83.15 (B-)	Q2: 95.21 (A)	96.63%
Vendor ID# 115379		Q3: 96.63 (A)	Q4: (N/A)	(A)
Program Census Information:		# Children in Care During Quarter: 8	# Placements During Quarter: 8	# Children in Care On Last Day: 7
	Avg Performance All CCIs (%)	Provider Performance (%)*	Possible Points (Weight)	Provider Points Earned
OPM Monitoring Reviews				
Annual Comprehensive Reviews	89%	60%	25	14.98
Safety Reviews	95%	99%	15	14.79
Monitoring Sub-Total			40	29.77
CCI Safety Outcomes				
Incidence of Maltreatment	0.11%	No Substantiated Reports	10	10.00
Staff Training	75%	100%	10	10.00
Safety Sub-Total			20	20.00
CCI Permanency Outcomes				
Placement Stability	91%	88%	15	13.20
Permanency Sub-Total			15	13.20
CCI Well-Being Outcomes				
EPSDT Medical Visits	94%	100%	4	4.00
EPSDT Dental Visits	88%	100%	4	4.00
Academic Supports	79%	67%	3	2.01
Provider ECEM Visits	83%	100%	7	7.00
Provider General Contacts	81%	95%	7	6.65
Placements with Siblings	38%	73%	Not Scored	Not Scored
Placements within Legal County	15%	0%	Not Scored	Not Scored
Well-Being Sub-Total			25	23.66
*Performance calculation descriptions can be found in the FY 2017 RBWO PBP Measurements and Standards Guide.				

Monitoring & Outcomes: Possible Points = 100		Points Earned = 86.63	
Score Before Incentives Credit			86.63%
Incentives Awarded			10.00 pts
PBP Verification			N/A pts
Total Score			96.63%



DHS, DFCS, Office of Provider Management
Performance-Based Placement Measures
RBWO Provider GA+SCORECARD - CCI



Report Quarter: Q3 FY2017

Provider/Program Name: ACES Youth Home, Inc. - (formerly Appalachian Children's Shelter) (5167) - CCI

Program Census Information:		# Children in Care During Quarter: 8	# Placements During Quarter: 8	# Children in Care On Last Day: 7
CCI Incentive Credits	Avg Performance All CCIs (Points)	Provider Performance (%)*	Possible Points (Weight)	Provider Points Earned
Early EPSDT Medical Visits		Not Eligible	2	
Early EPSDT Dental Visits		100%	2	2.00
Permanency Contacts		67%	5	3.35
Additional Academic Supports		67%	2	1.34
Active Agency Accreditation		0%	4	0.00
Staff Clinical Licensure		0%	5	0.00
Behavior Management (threshold = 0)		100%	4	4.00
Incentives Total	7.73		24	10.69
Maximum total combined incentive credit allowed is 10 points.			Incentives Awarded	10.00

*Performance calculation descriptions can be found in the FY 2017 RBWO PBP Measurements and Standards Guide.

Child Protective Services Investigations and Dispositions

The following investigations data, which is not used for scoring but is considered significant to a provider's performance, is from Georgia SHINES and is not considered final or complete until the end of the fiscal year.

Total Reports:	1
Number Screened In:	0
Number Screened Out:	1
Number Substantiated:	0
Number Unsubstantiated:	0
Number Active CPS Investigations:	0



DHS, DFCS, Office of Provider Management
Performance-Based Placement Measures
RBWO Provider GA+SCORECARD - CCI



Report Quarter: Q3 FY2017

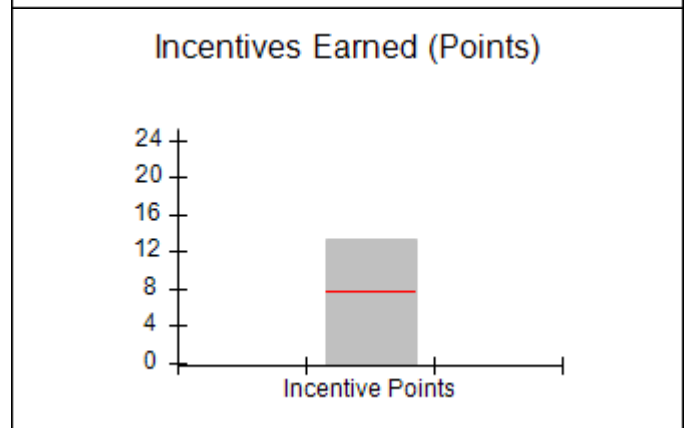
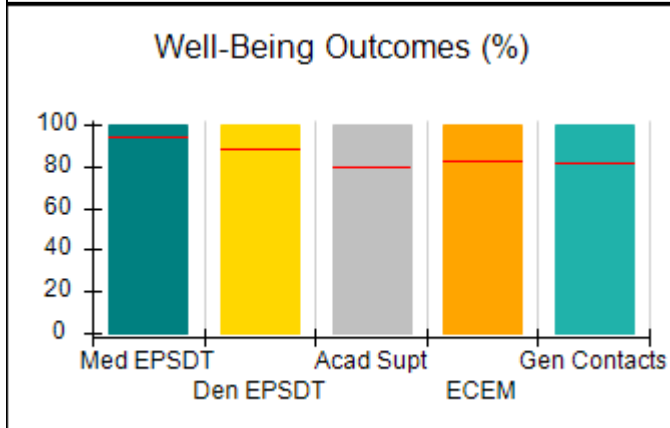
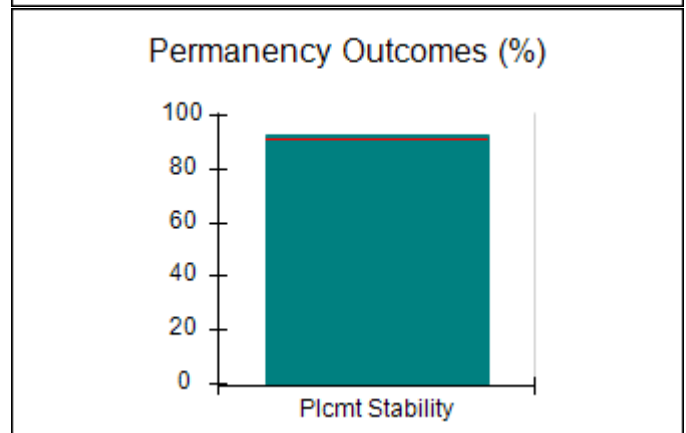
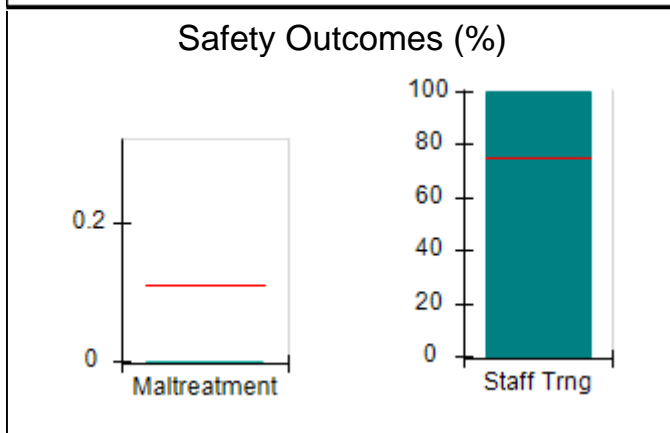
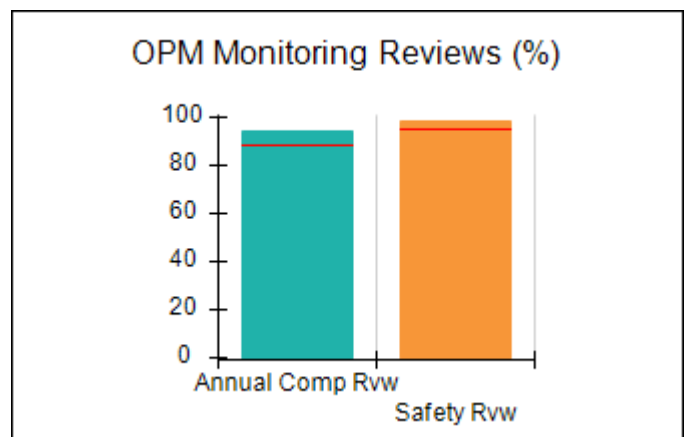
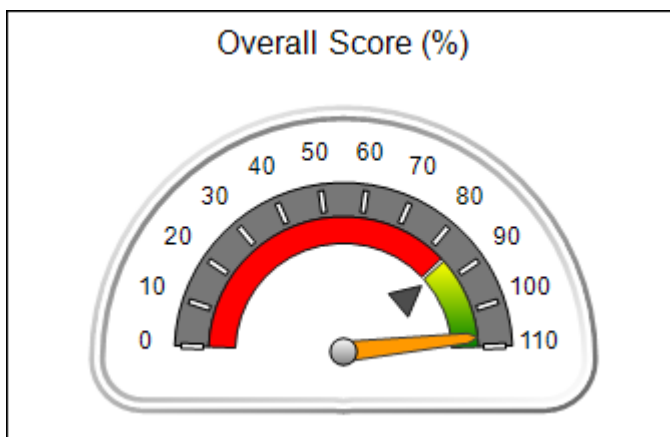
Provider/Program Name: Advocates for Bartow's Children - Flowering Branch Children's Shelter (564) - CCI

49 Monroe Crossing, Cartersville, GA 30120 Phone: 770-382-6180 Vendor ID# 35217	Quarterly Scores (Grades)		Current Quarter Score (Grade)
	Q1: 103.28 (A+)	Q2: 105.10 (A+)	107.42%
	Q3: 107.42 (A+)	Q4: (N/A)	(A+)

Program Census Information:	# Children in Care During Quarter: 14	# Placements During Quarter: 14	# Children in Care On Last Day: 9
------------------------------------	--	--	--

Quarterly Provider Comparisons to All CCIs

▼ — indicates average for all CCIs





DHS, DFCS, Office of Provider Management
Performance-Based Placement Measures
RBWO Provider GA+SCORECARD - CCI



Report Quarter: Q3 FY2017

Provider/Program Name: Advocates for Bartow's Children - Flowering Branch Children's Shelter (564) - CCI

49 Monroe Crossing, Cartersville, GA 30120 Phone: 770-382-6180 Vendor ID# 35217	Quarterly Scores (Grades)		Current Quarter Score (Grade)
	Q1: 103.28 (A+)	Q2: 105.10 (A+)	107.42%
	Q3: 107.42 (A+)	Q4: (N/A)	(A+)

Program Census Information:	# Children in Care During Quarter: 14	# Placements During Quarter: 14	# Children in Care On Last Day: 9
-----------------------------	---------------------------------------	---------------------------------	-----------------------------------

	Avg Performance All CCIs (%)	Provider Performance (%)*	Possible Points (Weight)	Provider Points Earned
--	-------------------------------------	----------------------------------	---------------------------------	-------------------------------

OPM Monitoring Reviews

Annual Comprehensive Reviews	89%	95%	25	23.65
Safety Reviews	95%	99%	15	14.82
Monitoring Sub-Total			40	38.47

CCI Safety Outcomes

Incidence of Maltreatment	0.11%	No Substantiated Reports	10	10.00
Staff Training	75%	100%	10	10.00
Safety Sub-Total			20	20.00

CCI Permanency Outcomes

Placement Stability	91%	93%	15	13.95
Permanency Sub-Total			15	13.95

CCI Well-Being Outcomes

EPSDT Medical Visits	94%	100%	4	4.00
EPSDT Dental Visits	88%	100%	4	4.00
Academic Supports	79%	100%	3	3.00
Provider ECEM Visits	83%	100%	7	7.00
Provider General Contacts	81%	100%	7	7.00
Placements with Siblings	38%	67%	Not Scored	Not Scored
Placements within Legal County	15%	50%	Not Scored	Not Scored
Well-Being Sub-Total			25	25.00

*Performance calculation descriptions can be found in the FY 2017 RBWO PBP Measurements and Standards Guide.

Monitoring & Outcomes: Possible Points = 100		Points Earned = 97.42	
Score Before Incentives Credit		97.42%	
Incentives Awarded		10.00 pts	
PBP Verification		N/A pts	
Total Score		107.42%	



DHS, DFCS, Office of Provider Management
Performance-Based Placement Measures
RBWO Provider GA+SCORECARD - CCI



Report Quarter: Q3 FY2017

Provider/Program Name: Advocates for Bartow's Children - Flowering Branch Children's Shelter (564) - CCI

Program Census Information:		# Children in Care During Quarter: 14	# Placements During Quarter: 14	# Children in Care On Last Day: 9
CCI Incentive Credits	Avg Performance All CCIs (Points)	Provider Performance (%)*	Possible Points (Weight)	Provider Points Earned
Early EPSDT Medical Visits		100%	2	2.00
Early EPSDT Dental Visits		100%	2	2.00
Permanency Contacts		67%	5	3.35
Additional Academic Supports		100%	2	2.00
Active Agency Accreditation		0%	4	0.00
Staff Clinical Licensure		0%	5	0.00
Behavior Management (threshold = 0)		100%	4	4.00
Incentives Total	7.73		24	13.35
Maximum total combined incentive credit allowed is 10 points.			Incentives Awarded	10.00

*Performance calculation descriptions can be found in the FY 2017 RBWO PBP Measurements and Standards Guide.

Child Protective Services Investigations and Dispositions

The following investigations data, which is not used for scoring but is considered significant to a provider's performance, is from Georgia SHINES and is not considered final or complete until the end of the fiscal year.

Total Reports:	0
Number Screened In:	0
Number Screened Out:	0
Number Substantiated:	0
Number Unsubstantiated:	0
Number Active CPS Investigations:	0



DHS, DFCS, Office of Provider Management
Performance-Based Placement Measures
RBWO Provider GA+SCORECARD - CCI



Report Quarter: Q3 FY2017

Provider/Program Name: Agape Behavioral Healthcare, Inc. - (694) - CCI

3830 Old Gordon Rd, Atlanta, GA 30336

Phone: 404-505-7619

Vendor ID# 35410

Quarterly Scores (Grades)

Q1: 86.75 (B)

Q2: 84.11 (B)

Q3: 74.82 (C)

Q4: (N/A)

Current Quarter Score (Grade)

74.82%

(C)

Program Census Information:

Children in Care During
Quarter: 14

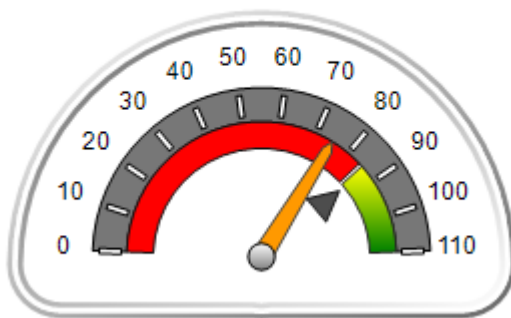
Placements During
Quarter: 14

Children in Care On Last
Day: 8

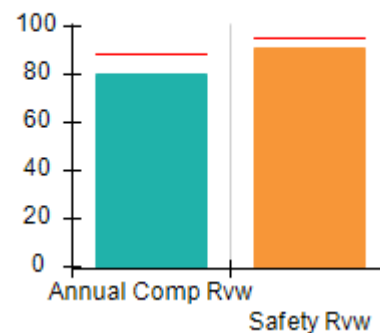
Quarterly Provider Comparisons to All CCIs

▼ — indicates average for all CCIs

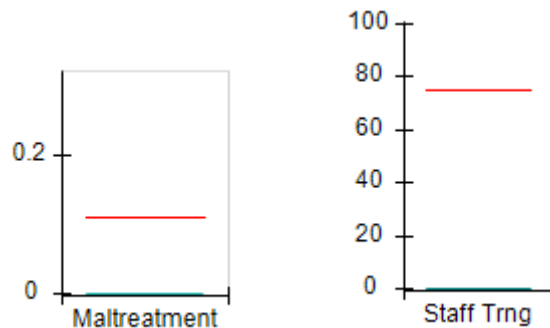
Overall Score (%)



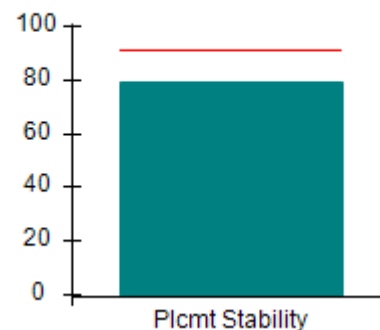
OPM Monitoring Reviews (%)



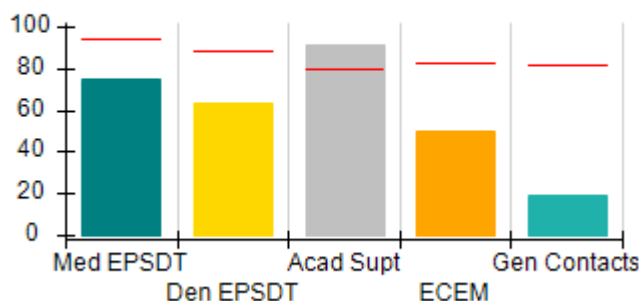
Safety Outcomes (%)



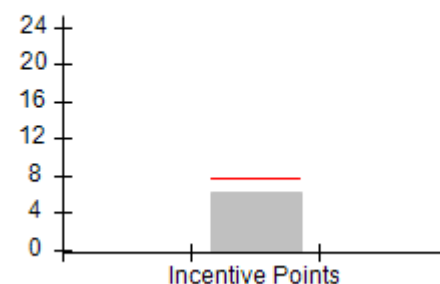
Permanency Outcomes (%)



Well-Being Outcomes (%)



Incentives Earned (Points)





DHS, DFCS, Office of Provider Management
Performance-Based Placement Measures
RBWO Provider GA+SCORECARD - CCI
Report Quarter: Q3 FY2017



Provider/Program Name: Agape Behavioral Healthcare, Inc. - (694) - CCI

3830 Old Gordon Rd, Atlanta, GA 30336 Phone: 404-505-7619 Vendor ID# 35410	Quarterly Scores (Grades)		Current Quarter Score (Grade)
	Q1: 86.75 (B)	Q2: 84.11 (B)	74.82%
	Q3: 74.82 (C)	Q4: (N/A)	(C)

Program Census Information:	# Children in Care During Quarter: 14	# Placements During Quarter: 14	# Children in Care On Last Day: 8
-----------------------------	---------------------------------------	---------------------------------	-----------------------------------

	Avg Performance All CCIs (%)	Provider Performance (%)*	Possible Points (Weight)	Provider Points Earned
--	-------------------------------------	----------------------------------	---------------------------------	-------------------------------

OPM Monitoring Reviews

Annual Comprehensive Reviews	89%	80%	25	20.01
Safety Reviews	95%	91%	15	13.71
Monitoring Sub-Total			40	33.72

CCI Safety Outcomes

Incidence of Maltreatment	0.11%	No Substantiated Reports	10	10.00
Staff Training	75%	0%	10	0.00
Safety Sub-Total			20	10.00

CCI Permanency Outcomes

Placement Stability	91%	79%	15	11.85
Permanency Sub-Total			15	11.85

CCI Well-Being Outcomes

EPSDT Medical Visits	94%	75%	4	3.00
EPSDT Dental Visits	88%	63%	4	2.52
Academic Supports	79%	91%	3	2.73
Provider ECEM Visits	83%	50%	7	3.50
Provider General Contacts	81%	19%	7	1.33
Placements with Siblings	38%	0%	Not Scored	Not Scored
Placements within Legal County	15%	0%	Not Scored	Not Scored
Well-Being Sub-Total			25	13.08

*Performance calculation descriptions can be found in the FY 2017 RBWO PBP Measurements and Standards Guide.

Monitoring & Outcomes: Possible Points = 100		Points Earned = 68.65	
Score Before Incentives Credit			68.65%
Incentives Awarded			6.17 pts
PBP Verification			N/A pts
Total Score			74.82%



DHS, DFCS, Office of Provider Management
Performance-Based Placement Measures
RBWO Provider GA+SCORECARD - CCI
Report Quarter: Q3 FY2017



Provider/Program Name: Agape Behavioral Healthcare, Inc. - (694) - CCI

Program Census Information:		# Children in Care During Quarter: 14	# Placements During Quarter: 14	# Children in Care On Last Day: 8
CCI Incentive Credits	Avg Performance All CCIs (Points)	Provider Performance (%)*	Possible Points (Weight)	Provider Points Earned
Early EPSDT Medical Visits		71%	2	1.42
Early EPSDT Dental Visits		25%	2	0.50
Permanency Contacts		5%	5	0.25
Additional Academic Supports		0%	2	0.00
Active Agency Accreditation		0%	4	0.00
Staff Clinical Licensure		0%	5	0.00
Behavior Management (threshold = 0)		100%	4	4.00
Incentives Total	7.73		24	6.17
Maximum total combined incentive credit allowed is 10 points.			Incentives Awarded	6.17

*Performance calculation descriptions can be found in the FY 2017 RBWO PBP Measurements and Standards Guide.

Child Protective Services Investigations and Dispositions

The following investigations data, which is not used for scoring but is considered significant to a provider's performance, is from Georgia SHINES and is not considered final or complete until the end of the fiscal year.

Total Reports:	1	
Number Screened In:	0	
Number Screened Out:	1	
Number Substantiated:	0	
Number Unsubstantiated:	0	
Number Active CPS Investigations:	0	



DHS, DFCS, Office of Provider Management
Performance-Based Placement Measures
RBWO Provider GA+SCORECARD - CCI



Report Quarter: Q3 FY2017

Provider/Program Name: Alternative Youth Services, Inc. - (667) - CCI

211 Goose Hollow Road, Reynolds, GA 31076

Phone: 478-847-2900

Vendor ID# 35223

Quarterly Scores (Grades)

Q1: 94.93 (A)

Q2: 91.14 (A-)

Q3: 96.80 (A)

Q4: (N/A)

Current Quarter Score (Grade)

96.80%

(A)

Program Census Information:

Children in Care During Quarter: 40

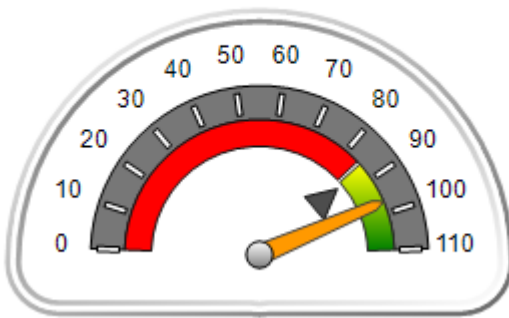
Placements During Quarter: 41

Children in Care On Last Day: 31

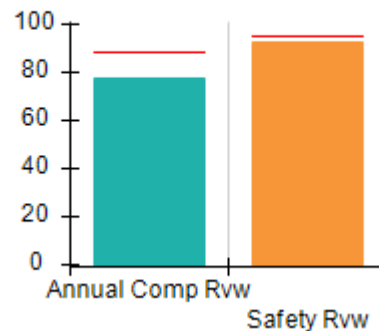
Quarterly Provider Comparisons to All CCIs

▼ indicates average for all CCIs

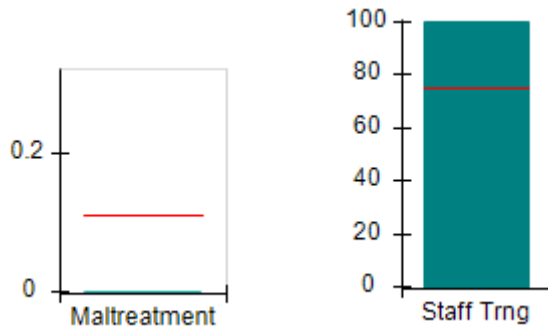
Overall Score (%)



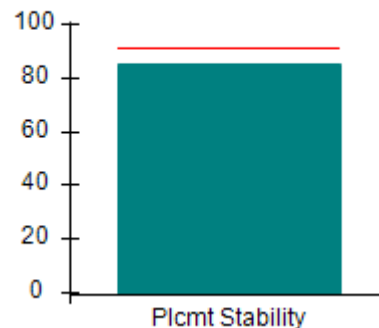
OPM Monitoring Reviews (%)



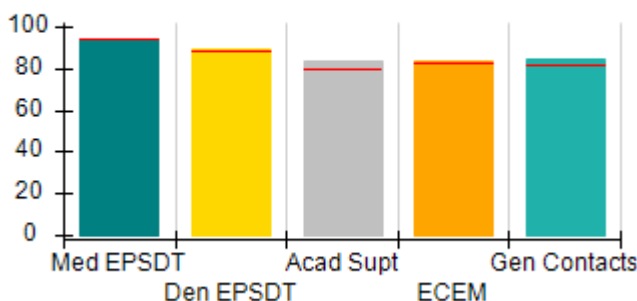
Safety Outcomes (%)



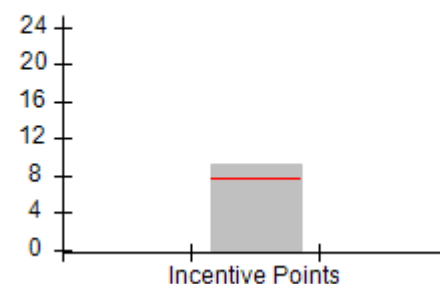
Permanency Outcomes (%)



Well-Being Outcomes (%)



Incentives Earned (Points)





DHS, DFCS, Office of Provider Management
Performance-Based Placement Measures
RBWO Provider GA+SCORECARD - CCI
Report Quarter: Q3 FY2017



Provider/Program Name: Alternative Youth Services, Inc. - (667) - CCI

211 Goose Hollow Road, Reynolds, GA 31076 Phone: 478-847-2900 Vendor ID# 35223		Quarterly Scores (Grades)		Current Quarter Score (Grade)
		Q1: 94.93 (A)	Q2: 91.14 (A-)	96.80%
		Q3: 96.80 (A)	Q4: (N/A)	(A)
Program Census Information:		# Children in Care During Quarter: 40	# Placements During Quarter: 41	# Children in Care On Last Day: 31
	Avg Performance All CCIs (%)	Provider Performance (%)*	Possible Points (Weight)	Provider Points Earned
OPM Monitoring Reviews				
Annual Comprehensive Reviews	89%	78%	25	19.43
Safety Reviews	95%	93%	15	13.90
Monitoring Sub-Total			40	33.33
CCI Safety Outcomes				
Incidence of Maltreatment	0.11%	No Substantiated Reports	10	10.00
Staff Training	75%	100%	10	10.00
Safety Sub-Total			20	20.00
CCI Permanency Outcomes				
Placement Stability	91%	85%	15	12.75
Permanency Sub-Total			15	12.75
CCI Well-Being Outcomes				
EPSDT Medical Visits	94%	94%	4	3.76
EPSDT Dental Visits	88%	89%	4	3.56
Academic Supports	79%	83%	3	2.49
Provider ECEM Visits	83%	83%	7	5.81
Provider General Contacts	81%	84%	7	5.88
Placements with Siblings	38%	0%	Not Scored	Not Scored
Placements within Legal County	15%	0%	Not Scored	Not Scored
Well-Being Sub-Total			25	21.50
*Performance calculation descriptions can be found in the FY 2017 RBWO PBP Measurements and Standards Guide.				

Monitoring & Outcomes: Possible Points = 100		Points Earned = 87.58	
Score Before Incentives Credit		87.58%	
Incentives Awarded		9.22 pts	
PBP Verification		N/A pts	
Total Score		96.80%	



DHS, DFCS, Office of Provider Management
Performance-Based Placement Measures
RBWO Provider GA+SCORECARD - CCI
Report Quarter: Q3 FY2017



Provider/Program Name: Alternative Youth Services, Inc. - (667) - CCI

Program Census Information:		# Children in Care During Quarter: 40	# Placements During Quarter: 41	# Children in Care On Last Day: 31
CCI Incentive Credits	Avg Performance All CCIs (Points)	Provider Performance (%)*	Possible Points (Weight)	Provider Points Earned
Early EPSDT Medical Visits		82%	2	1.64
Early EPSDT Dental Visits		60%	2	1.20
Permanency Contacts		0%	5	0.00
Additional Academic Supports		19%	2	0.38
Active Agency Accreditation		50%	4	2.00
Staff Clinical Licensure		0%	5	0.00
Behavior Management (threshold = 0)		100%	4	4.00
Incentives Total	7.73		24	9.22
Maximum total combined incentive credit allowed is 10 points.			Incentives Awarded	9.22

*Performance calculation descriptions can be found in the FY 2017 RBWO PBP Measurements and Standards Guide.

Child Protective Services Investigations and Dispositions

The following investigations data, which is not used for scoring but is considered significant to a provider's performance, is from Georgia SHINES and is not considered final or complete until the end of the fiscal year.

Total Reports:	1	
Number Screened In:	0	
Number Screened Out:	1	
Number Substantiated:	0	
Number Unsubstantiated:	2	
Number Active CPS Investigations:	-2	



DHS, DFCS, Office of Provider Management
Performance-Based Placement Measures
RBWO Provider GA+SCORECARD - CCI



Report Quarter: Q3 FY2017

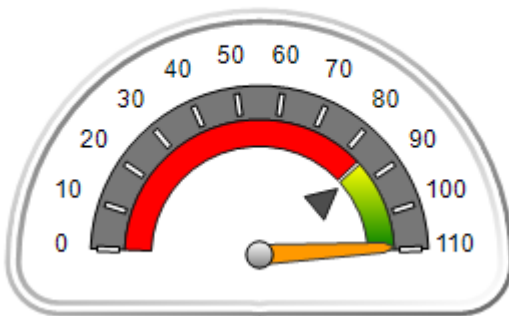
Provider/Program Name: Alyssa and Brothers, Inc. - dba Rowley Residence #2 (908) - CCI

4552 Dorset Circle, Decatur, GA 30035 Phone: 678 518-8633 Vendor ID# 35225	Quarterly Scores (Grades)		Current Quarter Score (Grade)
	Q1: 106.91 (A+)	Q2: 109.24 (A+)	109.27% (A+)
	Q3: 109.27 (A+)	Q4: (N/A)	
Program Census Information:	# Children in Care During Quarter: 4	# Placements During Quarter: 4	# Children in Care On Last Day: 3

Quarterly Provider Comparisons to All CCIs

▼ — indicates average for all CCIs

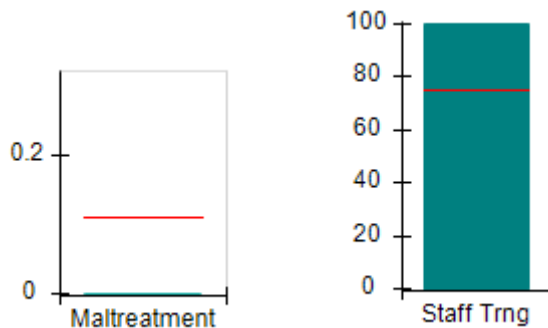
Overall Score (%)



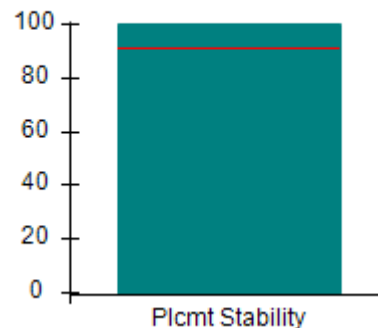
OPM Monitoring Reviews (%)



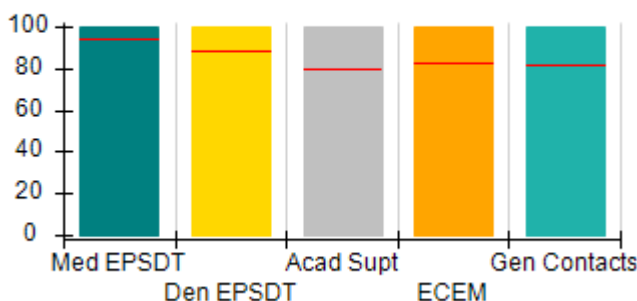
Safety Outcomes (%)



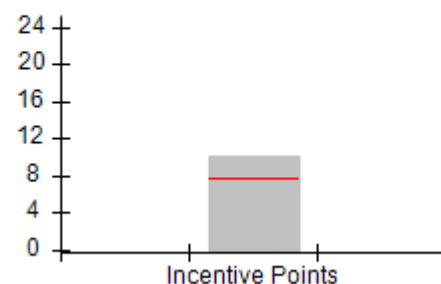
Permanency Outcomes (%)



Well-Being Outcomes (%)



Incentives Earned (Points)





DHS, DFCS, Office of Provider Management
Performance-Based Placement Measures
RBWO Provider GA+SCORECARD - CCI



Report Quarter: Q3 FY2017

Provider/Program Name: Alyssa and Brothers, Inc. - dba Rowley Residence #2 (908) - CCI

4552 Dorset Circle, Decatur, GA 30035 Phone: 678 518-8633 Vendor ID# 35225	Quarterly Scores (Grades)		Current Quarter Score (Grade)
	Q1: 106.91 (A+)	Q2: 109.24 (A+)	109.27%
	Q3: 109.27 (A+)	Q4: (N/A)	(A+)

Program Census Information:	# Children in Care During Quarter: 4	# Placements During Quarter: 4	# Children in Care On Last Day: 3
-----------------------------	--------------------------------------	--------------------------------	-----------------------------------

	Avg Performance All CCIs (%)	Provider Performance (%)*	Possible Points (Weight)	Provider Points Earned
--	-------------------------------------	----------------------------------	---------------------------------	-------------------------------

OPM Monitoring Reviews

Annual Comprehensive Reviews	89%	98%	25	24.42
Safety Reviews	95%	99%	15	14.85
Monitoring Sub-Total			40	39.27

CCI Safety Outcomes

Incidence of Maltreatment	0.11%	No Substantiated Reports	10	10.00
Staff Training	75%	100%	10	10.00
Safety Sub-Total			20	20.00

CCI Permanency Outcomes

Placement Stability	91%	100%	15	15.00
Permanency Sub-Total			15	15.00

CCI Well-Being Outcomes

EPSDT Medical Visits	94%	100%	4	4.00
EPSDT Dental Visits	88%	100%	4	4.00
Academic Supports	79%	100%	3	3.00
Provider ECEM Visits	83%	100%	7	7.00
Provider General Contacts	81%	100%	7	7.00
Placements with Siblings	38%	0%	Not Scored	Not Scored
Placements within Legal County	15%	0%	Not Scored	Not Scored
Well-Being Sub-Total			25	25.00

*Performance calculation descriptions can be found in the FY 2017 RBWO PBP Measurements and Standards Guide.

Monitoring & Outcomes: Possible Points = 100		Points Earned = 99.27	
Score Before Incentives Credit		99.27%	
Incentives Awarded		10.00 pts	
PBP Verification		N/A pts	
Total Score		109.27%	



DHS, DFCS, Office of Provider Management
Performance-Based Placement Measures
RBWO Provider GA+SCORECARD - CCI
Report Quarter: Q3 FY2017



Provider/Program Name: Alyssa and Brothers, Inc. - dba Rowley Residence #2 (908) - CCI

Program Census Information:		# Children in Care During Quarter: 4	# Placements During Quarter: 4	# Children in Care On Last Day: 3
CCI Incentive Credits	Avg Performance All CCIs (Points)	Provider Performance (%)*	Possible Points (Weight)	Provider Points Earned
Early EPSDT Medical Visits		100%	2	2.00
Early EPSDT Dental Visits		100%	2	2.00
Permanency Contacts		None Planned	5	
Additional Academic Supports		100%	2	2.00
Active Agency Accreditation		0%	4	0.00
Staff Clinical Licensure		0%	5	0.00
Behavior Management (threshold = 0)		100%	4	4.00
Incentives Total	7.73		24	10.00
Maximum total combined incentive credit allowed is 10 points.			Incentives Awarded	10.00

*Performance calculation descriptions can be found in the FY 2017 RBWO PBP Measurements and Standards Guide.

Child Protective Services Investigations and Dispositions

The following investigations data, which is not used for scoring but is considered significant to a provider's performance, is from Georgia SHINES and is not considered final or complete until the end of the fiscal year.

Total Reports:	0	
Number Screened In:	0	
Number Screened Out:	0	
Number Substantiated:	0	
Number Unsubstantiated:	0	
Number Active CPS Investigations:	0	



DHS, DFCS, Office of Provider Management
Performance-Based Placement Measures
RBWO Provider GA+SCORECARD - CCI



Report Quarter: Q3 FY2017

Provider/Program Name: AMI Kids Savannah River - (5161) - CCI

626 Old River Road, Sylvania, GA 30467

Phone: 912-829-5300

Vendor ID# 117807

Quarterly Scores (Grades)

Q1: 99.21 (A+)

Q2: 100.05 (A+)

Q3: 87.40 (B+)

Q4: (N/A)

Current Quarter Score (Grade)

87.40%

(B+)

Program Census Information:

Children in Care During Quarter: 23

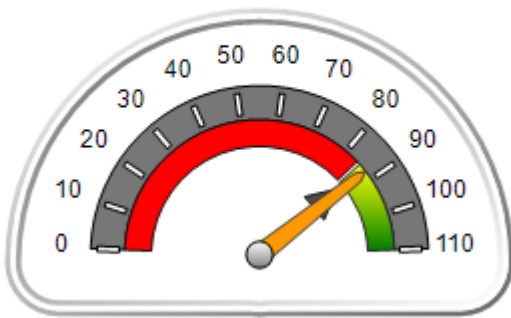
Placements During Quarter: 23

Children in Care On Last Day: 16

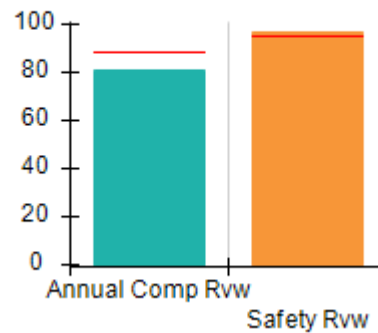
Quarterly Provider Comparisons to All CCIs

▼ indicates average for all CCIs

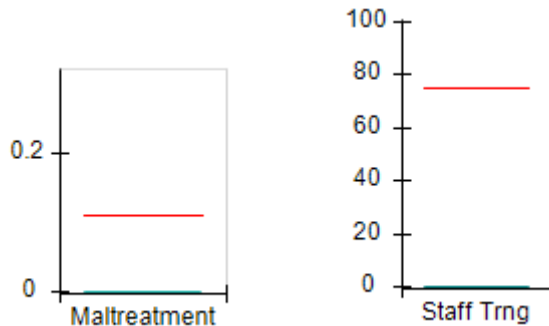
Overall Score (%)



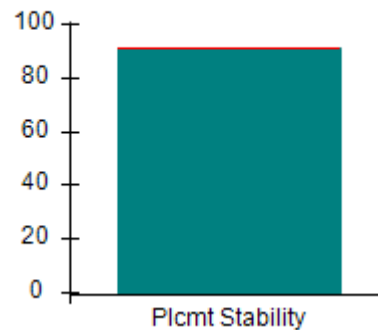
OPM Monitoring Reviews (%)



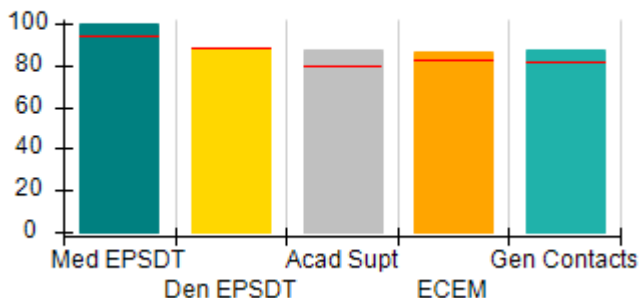
Safety Outcomes (%)



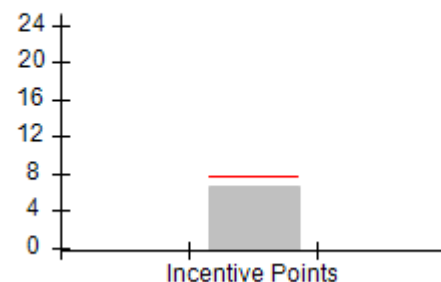
Permanency Outcomes (%)



Well-Being Outcomes (%)



Incentives Earned (Points)





DHS, DFCS, Office of Provider Management
Performance-Based Placement Measures
RBWO Provider GA+SCORECARD - CCI
Report Quarter: Q3 FY2017



Provider/Program Name: AMI Kids Savannah River - (5161) - CCI

626 Old River Road, Sylvania, GA 30467

Phone: 912-829-5300

Vendor ID# 117807

Quarterly Scores (Grades)

Q1: 99.21 (A+)

Q2: 100.05 (A+)

Q3: 87.40 (B+)

Q4: (N/A)

Current Quarter Score (Grade)

**87.40%
(B+)**

Program Census Information:

Children in Care During
Quarter: 23

Placements During
Quarter: 23

Children in Care On
Last Day: 16

**Avg
Performance All
CCIs (%)**

**Provider
Performance (%)***

**Possible Points
(Weight)**

**Provider Points
Earned**

OPM Monitoring Reviews

Annual Comprehensive Reviews	89%	81%	25	20.27
Safety Reviews	95%	97%	15	14.58
Monitoring Sub-Total			40	34.85

CCI Safety Outcomes

Incidence of Maltreatment	0.11%	No Substantiated Reports	10	10.00
Staff Training	75%	0%	10	0.00
Safety Sub-Total			20	10.00

CCI Permanency Outcomes

Placement Stability	91%	91%	15	13.65
Permanency Sub-Total			15	13.65

CCI Well-Being Outcomes

EPSDT Medical Visits	94%	100%	4	4.00
EPSDT Dental Visits	88%	88%	4	3.52
Academic Supports	79%	87%	3	2.61
Provider ECEM Visits	83%	86%	7	6.02
Provider General Contacts	81%	87%	7	6.09
Placements with Siblings	38%	Not Eligible	Not Scored	Not Scored
Placements within Legal County	15%	0%	Not Scored	Not Scored
Well-Being Sub-Total			25	22.24

*Performance calculation descriptions can be found in the FY 2017 RBWO PBP Measurements and Standards Guide.

Monitoring & Outcomes: Possible Points = 100

Points Earned = 80.74

Score Before Incentives Credit

80.74%

Incentives Awarded

6.66 pts

PBP Verification

N/A pts

Total Score

87.40%



DHS, DFCS, Office of Provider Management
Performance-Based Placement Measures
RBWO Provider GA+SCORECARD - CCI
Report Quarter: Q3 FY2017



Provider/Program Name: AMI Kids Savannah River - (5161) - CCI

Program Census Information:		# Children in Care During Quarter: 23	# Placements During Quarter: 23	# Children in Care On Last Day: 16
CCI Incentive Credits	Avg Performance All CCIs (Points)	Provider Performance (%)*	Possible Points (Weight)	Provider Points Earned
Early EPSDT Medical Visits		100%	2	2.00
Early EPSDT Dental Visits		33%	2	0.66
Permanency Contacts		None Planned	5	
Additional Academic Supports		0%	2	0.00
Active Agency Accreditation		0%	4	0.00
Staff Clinical Licensure		0%	5	0.00
Behavior Management (threshold = 0)		100%	4	4.00
Incentives Total	7.73		24	6.66
Maximum total combined incentive credit allowed is 10 points.			Incentives Awarded	6.66

*Performance calculation descriptions can be found in the FY 2017 RBWO PBP Measurements and Standards Guide.

Child Protective Services Investigations and Dispositions

The following investigations data, which is not used for scoring but is considered significant to a provider's performance, is from Georgia SHINES and is not considered final or complete until the end of the fiscal year.

Total Reports:	1	
Number Screened In:	1	
Number Screened Out:	0	
Number Substantiated:	0	
Number Unsubstantiated:	1	
Number Active CPS Investigations:	0	



DHS, DFCS, Office of Provider Management
Performance-Based Placement Measures
RBWO Provider GA+SCORECARD - CCI



Report Quarter: Q3 FY2017

Provider/Program Name: Ark Family Counseling Center, The - Ricky Homes/Decatur (571) - CCI

2580 S. Hairston Road, Decatur, GA 30035

Phone: 770-593-0913

Vendor ID# 35229

Quarterly Scores (Grades)

Current Quarter Score (Grade)

Q1: 87.32 (B+)

Q2: 96.69 (A)

91.47%

Q3: 91.47 (A-)

Q4: (N/A)

(A-)

Program Census Information:

Children in Care During Quarter: 8

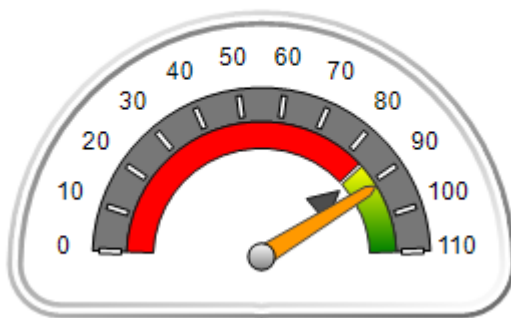
Placements During Quarter: 8

Children in Care On Last Day: 5

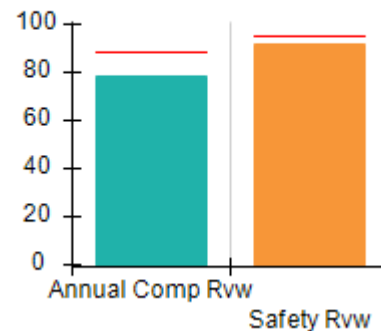
Quarterly Provider Comparisons to All CCIs

▼ indicates average for all CCIs

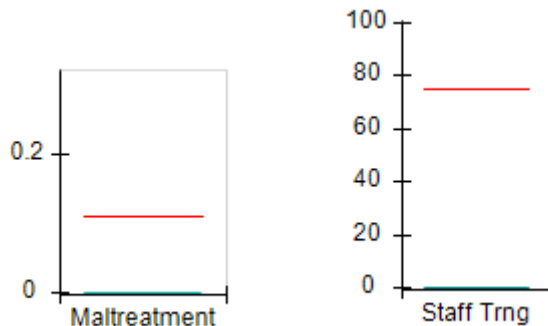
Overall Score (%)



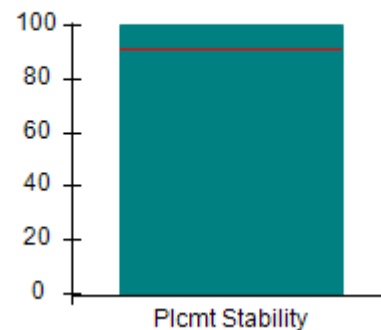
OPM Monitoring Reviews (%)



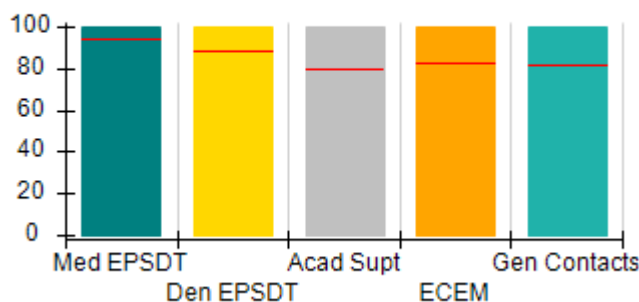
Safety Outcomes (%)



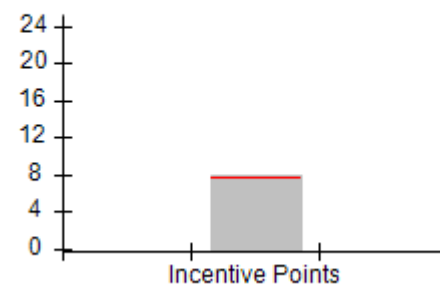
Permanency Outcomes (%)



Well-Being Outcomes (%)



Incentives Earned (Points)





DHS, DFCS, Office of Provider Management
Performance-Based Placement Measures
RBWO Provider GA+SCORECARD - CCI



Report Quarter: Q3 FY2017

Provider/Program Name: Ark Family Counseling Center, The - Ricky Homes/Decatur (571) - CCI				
2580 S. Hairston Road, Decatur, GA 30035		Quarterly Scores (Grades)		Current Quarter Score (Grade)
Phone: 770-593-0913		Q1: 87.32 (B+)	Q2: 96.69 (A)	91.47%
Vendor ID# 35229		Q3: 91.47 (A-)	Q4: (N/A)	(A-)
Program Census Information:		# Children in Care During Quarter: 8	# Placements During Quarter: 8	# Children in Care On Last Day: 5
	Avg Performance All CCIs (%)	Provider Performance (%)*	Possible Points (Weight)	Provider Points Earned
OPM Monitoring Reviews				
Annual Comprehensive Reviews	89%	79%	25	19.71
Safety Reviews	95%	92%	15	13.76
Monitoring Sub-Total			40	33.47
CCI Safety Outcomes				
Incidence of Maltreatment	0.11%	No Substantiated Reports	10	10.00
Staff Training	75%	0%	10	0.00
Safety Sub-Total			20	10.00
CCI Permanency Outcomes				
Placement Stability	91%	100%	15	15.00
Permanency Sub-Total			15	15.00
CCI Well-Being Outcomes				
EPSDT Medical Visits	94%	100%	4	4.00
EPSDT Dental Visits	88%	100%	4	4.00
Academic Supports	79%	100%	3	3.00
Provider ECEM Visits	83%	100%	7	7.00
Provider General Contacts	81%	100%	7	7.00
Placements with Siblings	38%	90%	Not Scored	Not Scored
Placements within Legal County	15%	50%	Not Scored	Not Scored
Well-Being Sub-Total			25	25.00
*Performance calculation descriptions can be found in the FY 2017 RBWO PBP Measurements and Standards Guide.				

Monitoring & Outcomes: Possible Points = 100		Points Earned = 83.47	
Score Before Incentives Credit		83.47%	
Incentives Awarded		8.00 pts	
PBP Verification		N/A pts	
Total Score		91.47%	



DHS, DFCS, Office of Provider Management
Performance-Based Placement Measures
RBWO Provider GA+SCORECARD - CCI



Report Quarter: Q3 FY2017

Provider/Program Name: Ark Family Counseling Center, The - Ricky Homes/Decatur (571) - CCI

Program Census Information:		# Children in Care During Quarter: 8	# Placements During Quarter: 8	# Children in Care On Last Day: 5
CCI Incentive Credits	Avg Performance All CCIs (Points)	Provider Performance (%)*	Possible Points (Weight)	Provider Points Earned
Early EPSDT Medical Visits		100%	2	2.00
Early EPSDT Dental Visits		100%	2	2.00
Permanency Contacts		None Planned	5	
Additional Academic Supports		0%	2	0.00
Active Agency Accreditation		0%	4	0.00
Staff Clinical Licensure		0%	5	0.00
Behavior Management (threshold = 0)		100%	4	4.00
Incentives Total	7.73		24	8.00
Maximum total combined incentive credit allowed is 10 points.			Incentives Awarded	8.00

*Performance calculation descriptions can be found in the FY 2017 RBWO PBP Measurements and Standards Guide.

Child Protective Services Investigations and Dispositions

The following investigations data, which is not used for scoring but is considered significant to a provider's performance, is from Georgia SHINES and is not considered final or complete until the end of the fiscal year.

Total Reports:	0
Number Screened In:	0
Number Screened Out:	0
Number Substantiated:	0
Number Unsubstantiated:	0
Number Active CPS Investigations:	0



DHS, DFCS, Office of Provider Management
Performance-Based Placement Measures
RBWO Provider GA+SCORECARD - CCI



Report Quarter: Q3 FY2017

Provider/Program Name: Ark Family Counseling Center, The - Ricky Homes/Lithonia (591) - CCI

3383 Evans Mill Rd., Lithonia, GA 30038

Phone: 770-593-0913

Vendor ID# 35228

Quarterly Scores (Grades)

Current Quarter Score (Grade)

Q1: 100.66 (A+)

Q2: 100.12 (A+)

97.28%

Q3: 97.28 (A+)

Q4: (N/A)

(A+)

Program Census Information:

Children in Care During Quarter: 8

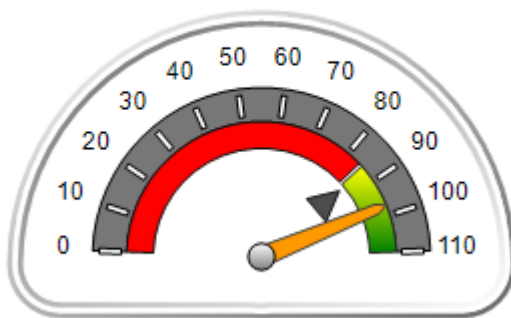
Placements During Quarter: 8

Children in Care On Last Day: 5

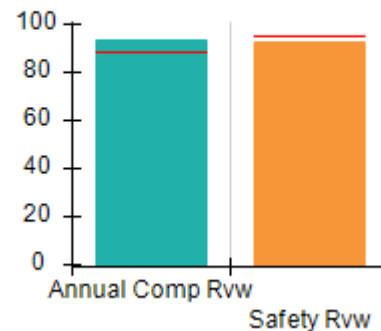
Quarterly Provider Comparisons to All CCIs

▼ — indicates average for all CCIs

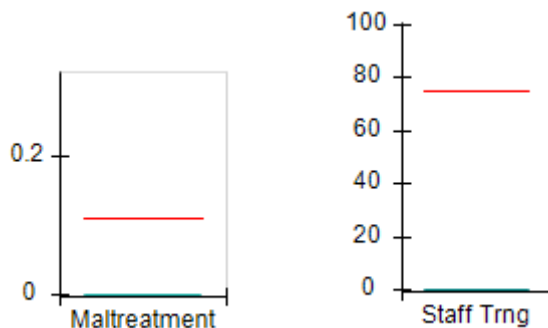
Overall Score (%)



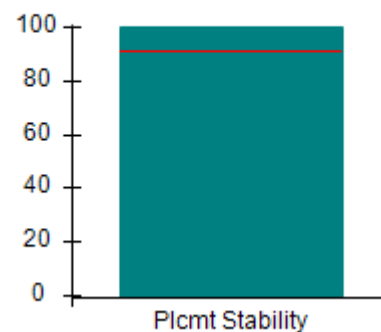
OPM Monitoring Reviews (%)



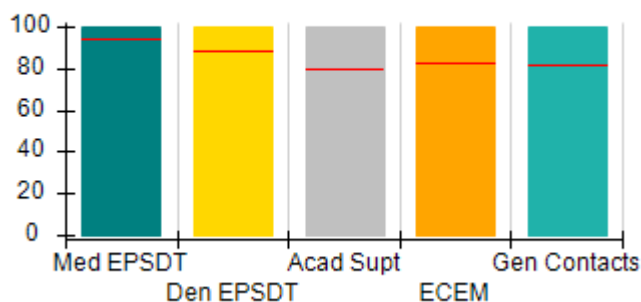
Safety Outcomes (%)



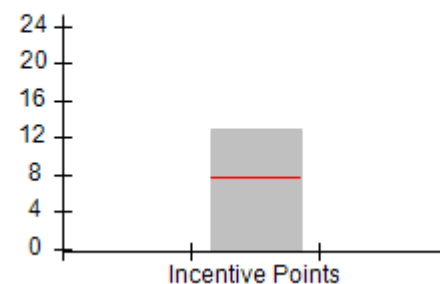
Permanency Outcomes (%)



Well-Being Outcomes (%)



Incentives Earned (Points)





DHS, DFCS, Office of Provider Management
Performance-Based Placement Measures
RBWO Provider GA+SCORECARD - CCI



Report Quarter: Q3 FY2017

Provider/Program Name: Ark Family Counseling Center, The - Ricky Homes/Lithonia (591) - CCI				
3383 Evans Mill Rd., Lithonia, GA 30038		Quarterly Scores (Grades)		Current Quarter Score (Grade)
Phone: 770-593-0913		Q1: 100.66 (A+)	Q2: 100.12 (A+)	97.28%
Vendor ID# 35228		Q3: 97.28 (A+)	Q4: (N/A)	(A+)
Program Census Information:		# Children in Care During Quarter: 8	# Placements During Quarter: 8	# Children in Care On Last Day: 5
	Avg Performance All CCIs (%)	Provider Performance (%)*	Possible Points (Weight)	Provider Points Earned
OPM Monitoring Reviews				
Annual Comprehensive Reviews	89%	94%	25	23.42
Safety Reviews	95%	92%	15	13.86
Monitoring Sub-Total			40	37.28
CCI Safety Outcomes				
Incidence of Maltreatment	0.11%	No Substantiated Reports	10	10.00
Staff Training	75%	0%	10	0.00
Safety Sub-Total			20	10.00
CCI Permanency Outcomes				
Placement Stability	91%	100%	15	15.00
Permanency Sub-Total			15	15.00
CCI Well-Being Outcomes				
EPSDT Medical Visits	94%	100%	4	4.00
EPSDT Dental Visits	88%	100%	4	4.00
Academic Supports	79%	100%	3	3.00
Provider ECEM Visits	83%	100%	7	7.00
Provider General Contacts	81%	100%	7	7.00
Placements with Siblings	38%	86%	Not Scored	Not Scored
Placements within Legal County	15%	0%	Not Scored	Not Scored
Well-Being Sub-Total			25	25.00
*Performance calculation descriptions can be found in the FY 2017 RBWO PBP Measurements and Standards Guide.				

Monitoring & Outcomes: Possible Points = 100		Points Earned = 87.28	
Score Before Incentives Credit			87.28%
Incentives Awarded			10.00 pts
PBP Verification			N/A pts
Total Score			97.28%



DHS, DFCS, Office of Provider Management
Performance-Based Placement Measures
RBWO Provider GA+SCORECARD - CCI



Report Quarter: Q3 FY2017

Provider/Program Name: Ark Family Counseling Center, The - Ricky Homes/Lithonia (591) - CCI

Program Census Information:		# Children in Care During Quarter: 8	# Placements During Quarter: 8	# Children in Care On Last Day: 5
CCI Incentive Credits	Avg Performance All CCIs (Points)	Provider Performance (%)*	Possible Points (Weight)	Provider Points Earned
Early EPSDT Medical Visits		100%	2	2.00
Early EPSDT Dental Visits		100%	2	2.00
Permanency Contacts		100%	5	5.00
Additional Academic Supports		0%	2	0.00
Active Agency Accreditation		0%	4	0.00
Staff Clinical Licensure		0%	5	0.00
Behavior Management (threshold = 0)		100%	4	4.00
Incentives Total	7.73		24	13.00
Maximum total combined incentive credit allowed is 10 points.			Incentives Awarded	10.00

*Performance calculation descriptions can be found in the FY 2017 RBWO PBP Measurements and Standards Guide.

Child Protective Services Investigations and Dispositions

The following investigations data, which is not used for scoring but is considered significant to a provider's performance, is from Georgia SHINES and is not considered final or complete until the end of the fiscal year.

Total Reports:	0
Number Screened In:	0
Number Screened Out:	0
Number Substantiated:	0
Number Unsubstantiated:	0
Number Active CPS Investigations:	0



DHS, DFCS, Office of Provider Management
Performance-Based Placement Measures
RBWO Provider GA+SCORECARD - CCI



Report Quarter: Q3 FY2017

Provider/Program Name: Ark Family Counseling Center, The - Ricky Homes/Powder Springs (570) - CCI

4330 Bridle Ct., Powder Springs, GA 30124

Phone: 770-593-0913

Vendor ID# 35230

Quarterly Scores (Grades)

Current Quarter Score (Grade)

Q1: 90.54 (A-)

Q2: 89.20 (B+)

80.92%

Q3: 80.92 (B-)

Q4: (N/A)

(B-)

Program Census Information:

Children in Care During Quarter: 6

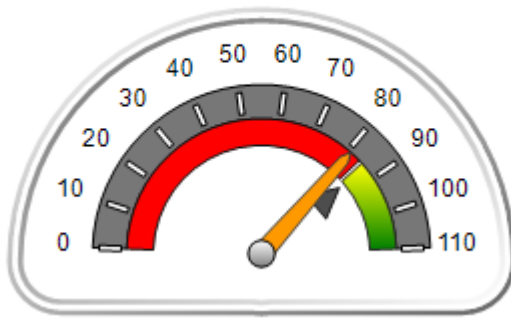
Placements During Quarter: 6

Children in Care On Last Day: 0

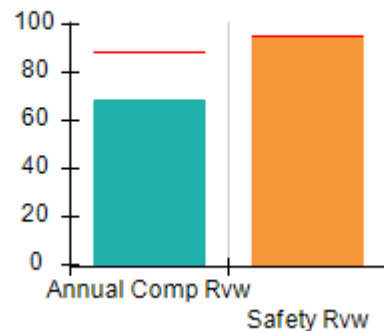
Quarterly Provider Comparisons to All CCIs

▼ — indicates average for all CCIs

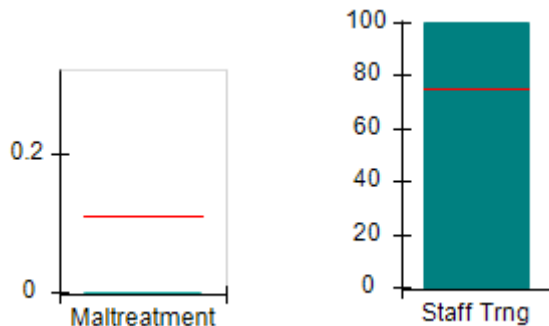
Overall Score (%)



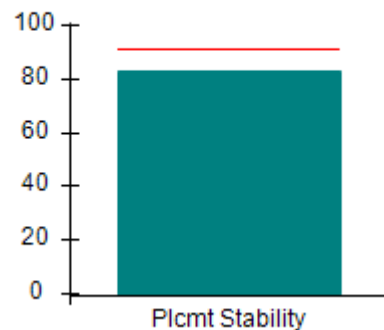
OPM Monitoring Reviews (%)



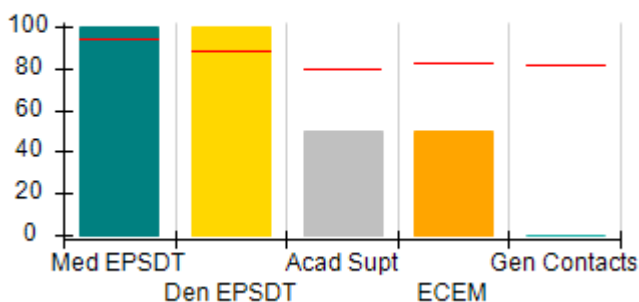
Safety Outcomes (%)



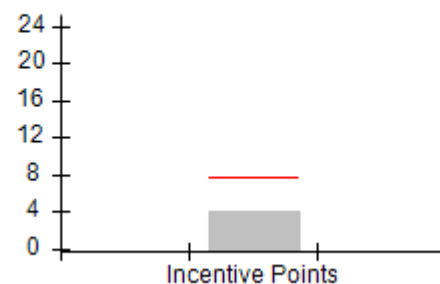
Permanency Outcomes (%)



Well-Being Outcomes (%)



Incentives Earned (Points)





DHS, DFCS, Office of Provider Management
Performance-Based Placement Measures
RBWO Provider GA+SCORECARD - CCI



Report Quarter: Q3 FY2017

Provider/Program Name: Ark Family Counseling Center, The - Ricky Homes/Powder Springs (570) - CCI				
4330 Bridle Ct., Powder Springs, GA 30124		Quarterly Scores (Grades)		Current Quarter Score (Grade)
Phone: 770-593-0913		Q1: 90.54 (A-)	Q2: 89.20 (B+)	80.92%
Vendor ID# 35230		Q3: 80.92 (B-)	Q4: (N/A)	(B-)
Program Census Information:		# Children in Care During Quarter: 6	# Placements During Quarter: 6	# Children in Care On Last Day: 0
	Avg Performance All CCIs (%)	Provider Performance (%)*	Possible Points (Weight)	Provider Points Earned
OPM Monitoring Reviews				
Annual Comprehensive Reviews	89%	69%	25	17.17
Safety Reviews	95%	95%	15	14.30
Monitoring Sub-Total			40	31.47
CCI Safety Outcomes				
Incidence of Maltreatment	0.11%	No Substantiated Reports	10	10.00
Staff Training	75%	100%	10	10.00
Safety Sub-Total			20	20.00
CCI Permanency Outcomes				
Placement Stability	91%	83%	15	12.45
Permanency Sub-Total			15	12.45
CCI Well-Being Outcomes				
EPSDT Medical Visits	94%	100%	4	4.00
EPSDT Dental Visits	88%	100%	4	4.00
Academic Supports	79%	50%	3	1.50
Provider ECEM Visits	83%	50%	7	3.50
Provider General Contacts	81%	0%	7	0.00
Placements with Siblings	38%	Not Eligible	Not Scored	Not Scored
Placements within Legal County	15%	Not Eligible	Not Scored	Not Scored
Well-Being Sub-Total			25	13.00
*Performance calculation descriptions can be found in the FY 2017 RBWO PBP Measurements and Standards Guide.				

Monitoring & Outcomes: Possible Points = 100	Points Earned = 76.92
Score Before Incentives Credit	76.92%
Incentives Awarded	4.00 pts
PBP Verification	N/A pts
Total Score	80.92%



DHS, DFCS, Office of Provider Management
Performance-Based Placement Measures
RBWO Provider GA+SCORECARD - CCI



Report Quarter: Q3 FY2017

Provider/Program Name: Ark Family Counseling Center, The - Ricky Homes/Powder Springs (570) - CCI

Program Census Information:		# Children in Care During Quarter: 6	# Placements During Quarter: 6	# Children in Care On Last Day: 0
CCI Incentive Credits	Avg Performance All CCIs (Points)	Provider Performance (%)*	Possible Points (Weight)	Provider Points Earned
Early EPSDT Medical Visits		Not Eligible	2	
Early EPSDT Dental Visits		Not Eligible	2	
Permanency Contacts		0%	5	0.00
Additional Academic Supports		0%	2	0.00
Active Agency Accreditation		0%	4	0.00
Staff Clinical Licensure		0%	5	0.00
Behavior Management (threshold = 0)		100%	4	4.00
Incentives Total	7.73		24	4.00
Maximum total combined incentive credit allowed is 10 points.			Incentives Awarded	4.00

*Performance calculation descriptions can be found in the FY 2017 RBWO PBP Measurements and Standards Guide.

Child Protective Services Investigations and Dispositions

The following investigations data, which is not used for scoring but is considered significant to a provider's performance, is from Georgia SHINES and is not considered final or complete until the end of the fiscal year.

Total Reports:	0
Number Screened In:	0
Number Screened Out:	0
Number Substantiated:	0
Number Unsubstantiated:	0
Number Active CPS Investigations:	0



DHS, DFCS, Office of Provider Management
Performance-Based Placement Measures
RBWO Provider GA+SCORECARD - CCI



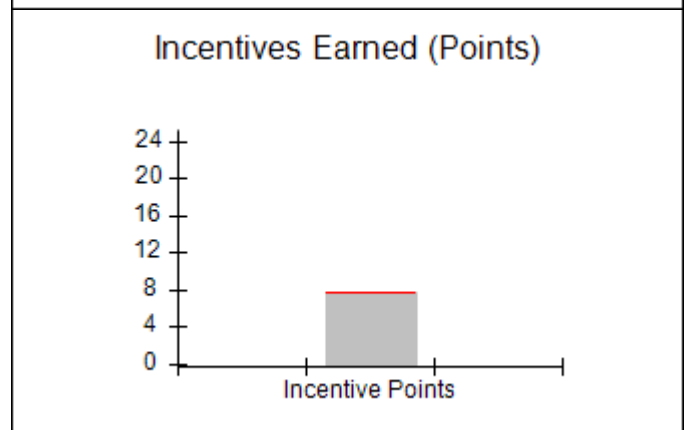
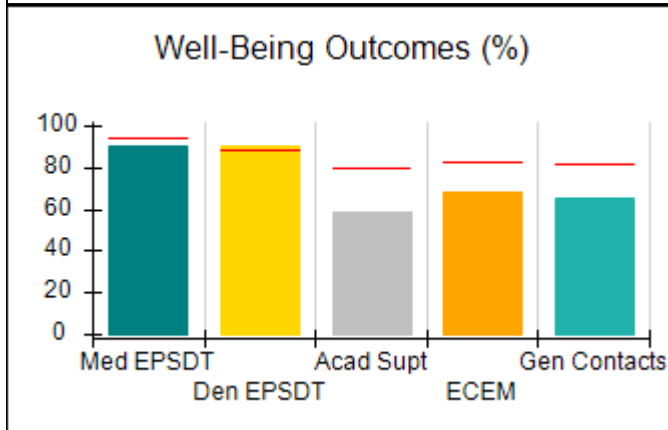
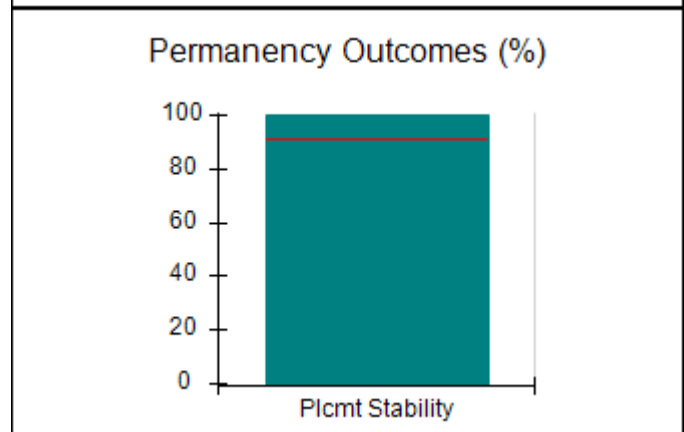
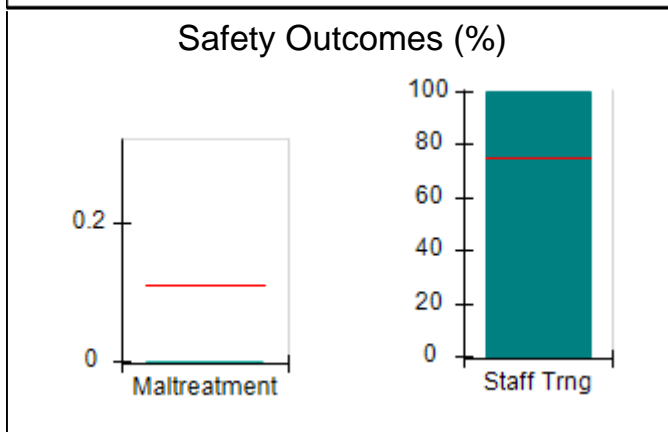
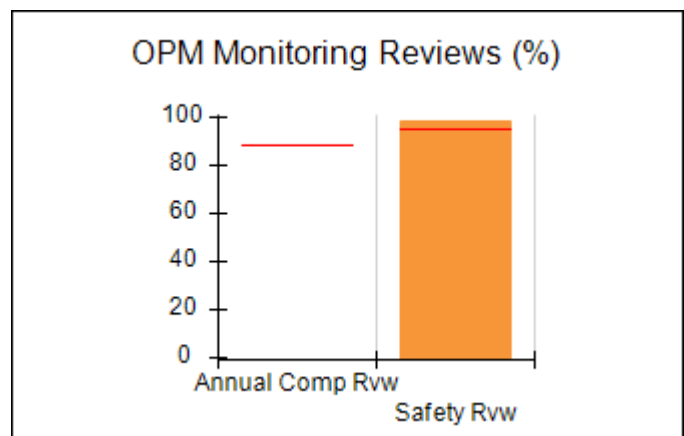
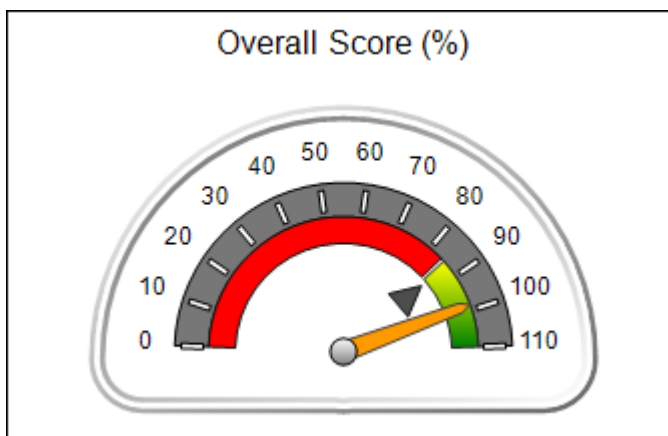
Report Quarter: Q3 FY2017

Provider/Program Name: Bald Ridge Lodge, Inc. - Bald Ridge Lodge (4124) - CCI

775 Lanier 400 Pkwy, Cumming, GA 30040 Phone: 770-887-1220 Vendor ID# 79175	Quarterly Scores (Grades)		Current Quarter Score (Grade)
	Q1: 97.55 (A+)	Q2: 99.97 (A+)	98.53% (A+)
	Q3: 98.53 (A+)	Q4: (N/A)	
Program Census Information:	# Children in Care During Quarter: 12	# Placements During Quarter: 12	# Children in Care On Last Day: 9

Quarterly Provider Comparisons to All CCIs

▼ — indicates average for all CCIs





DHS, DFCS, Office of Provider Management
Performance-Based Placement Measures
RBWO Provider GA+SCORECARD - CCI
Report Quarter: Q3 FY2017



Provider/Program Name: Bald Ridge Lodge, Inc. - Bald Ridge Lodge (4124) - CCI

775 Lanier 400 Pkwy, Cumming, GA 30040 Phone: 770-887-1220 Vendor ID# 79175		Quarterly Scores (Grades)		Current Quarter Score (Grade)
		Q1: 97.55 (A+)	Q2: 99.97 (A+)	98.53%
		Q3: 98.53 (A+)	Q4: (N/A)	(A+)
Program Census Information:		# Children in Care During Quarter: 12	# Placements During Quarter: 12	# Children in Care On Last Day: 9
	Avg Performance All CCIs (%)	Provider Performance (%)*	Possible Points (Weight)	Provider Points Earned
OPM Monitoring Reviews				
Annual Comprehensive Reviews	89%	Not Yet Conducted		
Safety Reviews	95%	99%	15	14.82
Monitoring Sub-Total			15	14.82
CCI Safety Outcomes				
Incidence of Maltreatment	0.11%	No Substantiated Reports	10	10.00
Staff Training	75%	100%	10	10.00
Safety Sub-Total			20	20.00
CCI Permanency Outcomes				
Placement Stability	91%	100%	15	15.00
Permanency Sub-Total			15	15.00
CCI Well-Being Outcomes				
EPSDT Medical Visits	94%	90%	4	3.60
EPSDT Dental Visits	88%	90%	4	3.60
Academic Supports	79%	59%	3	1.77
Provider ECEM Visits	83%	68%	7	4.76
Provider General Contacts	81%	65%	7	4.55
Placements with Siblings	38%	0%	Not Scored	Not Scored
Placements within Legal County	15%	67%	Not Scored	Not Scored
Well-Being Sub-Total			25	18.28
*Performance calculation descriptions can be found in the FY 2017 RBWO PBP Measurements and Standards Guide.				

Monitoring & Outcomes: Possible Points = 75		Points Earned = 68.10	
Score Before Incentives Credit			90.81%
Incentives Awarded			7.72 pts
PBP Verification			N/A pts
Total Score			98.53%



DHS, DFCS, Office of Provider Management
Performance-Based Placement Measures
RBWO Provider GA+SCORECARD - CCI
Report Quarter: Q3 FY2017



Provider/Program Name: Bald Ridge Lodge, Inc. - Bald Ridge Lodge (4124) - CCI

Program Census Information:		# Children in Care During Quarter: 12	# Placements During Quarter: 12	# Children in Care On Last Day: 9
CCI Incentive Credits	Avg Performance All CCIs (Points)	Provider Performance (%)*	Possible Points (Weight)	Provider Points Earned
Early EPSDT Medical Visits		80%	2	1.60
Early EPSDT Dental Visits		86%	2	1.72
Permanency Contacts		None Planned	5	
Additional Academic Supports		20%	2	0.40
Active Agency Accreditation		0%	4	0.00
Staff Clinical Licensure		0%	5	0.00
Behavior Management (threshold = 0)		100%	4	4.00
Incentives Total	7.73		24	7.72
Maximum total combined incentive credit allowed is 10 points.			Incentives Awarded	7.72

*Performance calculation descriptions can be found in the FY 2017 RBWO PBP Measurements and Standards Guide.

Child Protective Services Investigations and Dispositions

The following investigations data, which is not used for scoring but is considered significant to a provider's performance, is from Georgia SHINES and is not considered final or complete until the end of the fiscal year.

Total Reports:	1	
Number Screened In:	1	
Number Screened Out:	0	
Number Substantiated:	0	
Number Unsubstantiated:	0	
Number Active CPS Investigations:	1	



DHS, DFCS, Office of Provider Management
Performance-Based Placement Measures
RBWO Provider GA+SCORECARD - CCI



Report Quarter: Q3 FY2017

Provider/Program Name: Beth-Ester Ministries - dba Restoration House 1 (817) - CCI

53 Poplar St., Newnan, GA 30263

Phone: 678-423-4193

Vendor ID# 35246

Quarterly Scores (Grades)

Current Quarter Score (Grade)

Q1: 97.84 (A+)

Q2: 97.11 (A+)

103.13%

Q3: 103.13 (A+)

Q4: (N/A)

(A+)

Program Census Information:

Children in Care During
Quarter: 8

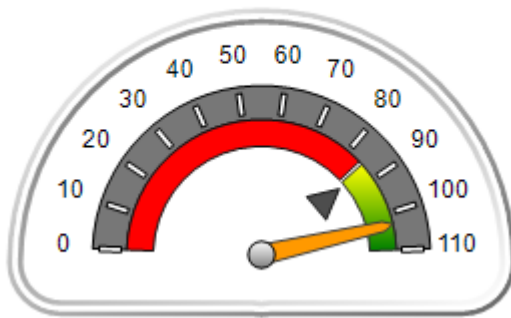
Placements During
Quarter: 8

Children in Care On Last
Day: 6

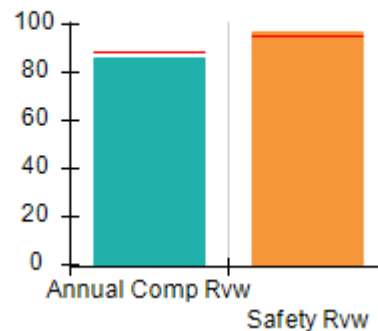
Quarterly Provider Comparisons to All CCIs

▼ indicates average for all CCIs

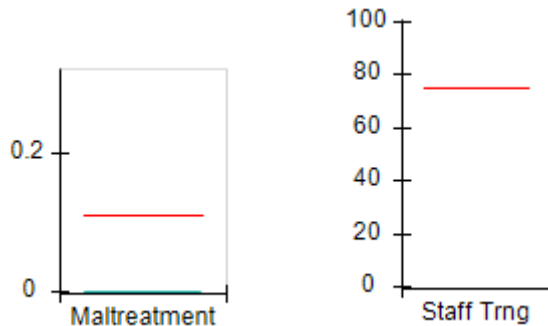
Overall Score (%)



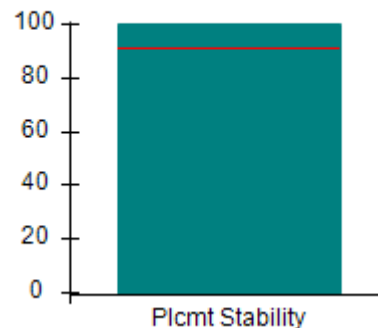
OPM Monitoring Reviews (%)



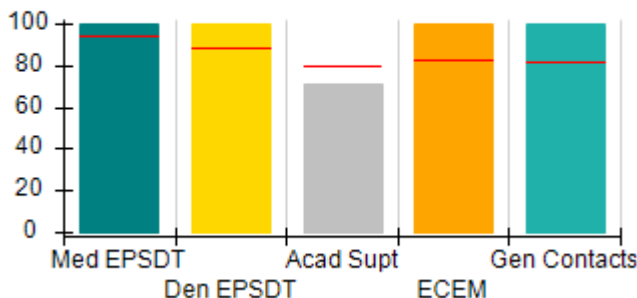
Safety Outcomes (%)



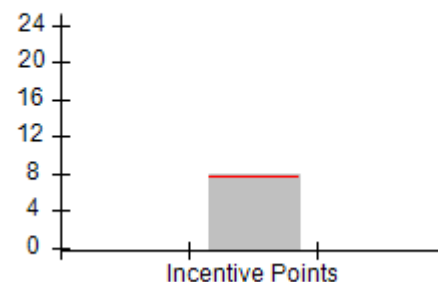
Permanency Outcomes (%)



Well-Being Outcomes (%)



Incentives Earned (Points)





DHS, DFCS, Office of Provider Management
Performance-Based Placement Measures
RBWO Provider GA+SCORECARD - CCI
Report Quarter: Q3 FY2017



Provider/Program Name: Beth-Ester Ministries - dba Restoration House 1 (817) - CCI				
53 Poplar St., Newnan, GA 30263		Quarterly Scores (Grades)		Current Quarter Score (Grade)
Phone: 678-423-4193		Q1: 97.84 (A+)	Q2: 97.11 (A+)	103.13%
Vendor ID# 35246		Q3: 103.13 (A+)	Q4: (N/A)	(A+)
Program Census Information:		# Children in Care During Quarter: 8	# Placements During Quarter: 8	# Children in Care On Last Day: 6
	Avg Performance All CCIs (%)	Provider Performance (%)*	Possible Points (Weight)	Provider Points Earned
OPM Monitoring Reviews				
Annual Comprehensive Reviews	89%	86%	25	21.51
Safety Reviews	95%	97%	15	14.50
Monitoring Sub-Total			40	36.00
CCI Safety Outcomes				
Incidence of Maltreatment	0.11%	No Substantiated Reports	20	20.00
Staff Training	75%	Not Eligible		
Safety Sub-Total			20	20.00
CCI Permanency Outcomes				
Placement Stability	91%	100%	15	15.00
Permanency Sub-Total			15	15.00
CCI Well-Being Outcomes				
EPSDT Medical Visits	94%	100%	4	4.00
EPSDT Dental Visits	88%	100%	4	4.00
Academic Supports	79%	71%	3	2.13
Provider ECEM Visits	83%	100%	7	7.00
Provider General Contacts	81%	100%	7	7.00
Placements with Siblings	38%	0%	Not Scored	Not Scored
Placements within Legal County	15%	0%	Not Scored	Not Scored
Well-Being Sub-Total			25	24.13
*Performance calculation descriptions can be found in the FY 2017 RBWO PBP Measurements and Standards Guide.				

Monitoring & Outcomes: Possible Points = 100	Points Earned = 95.13
Score Before Incentives Credit	95.13%
Incentives Awarded	8.00 pts
PBP Verification	N/A pts
Total Score	103.13%



DHS, DFCS, Office of Provider Management
Performance-Based Placement Measures
RBWO Provider GA+SCORECARD - CCI
Report Quarter: Q3 FY2017



Provider/Program Name: Beth-Ester Ministries - dba Restoration House 1 (817) - CCI

Program Census Information:		# Children in Care During Quarter: 8	# Placements During Quarter: 8	# Children in Care On Last Day: 6
CCI Incentive Credits	Avg Performance All CCIs (Points)	Provider Performance (%)*	Possible Points (Weight)	Provider Points Earned
Early EPSDT Medical Visits		100%	2	2.00
Early EPSDT Dental Visits		100%	2	2.00
Permanency Contacts		None Planned	5	
Additional Academic Supports		0%	2	0.00
Active Agency Accreditation		0%	4	0.00
Staff Clinical Licensure		0%	5	0.00
Behavior Management (threshold = 0)		100%	4	4.00
Incentives Total	7.73		24	8.00
Maximum total combined incentive credit allowed is 10 points.			Incentives Awarded	8.00

*Performance calculation descriptions can be found in the FY 2017 RBWO PBP Measurements and Standards Guide.

Child Protective Services Investigations and Dispositions

The following investigations data, which is not used for scoring but is considered significant to a provider's performance, is from Georgia SHINES and is not considered final or complete until the end of the fiscal year.

Total Reports:	0	
Number Screened In:	0	
Number Screened Out:	0	
Number Substantiated:	0	
Number Unsubstantiated:	0	
Number Active CPS Investigations:	0	



DHS, DFCS, Office of Provider Management
Performance-Based Placement Measures
RBWO Provider GA+SCORECARD - CCI



Report Quarter: Q3 FY2017

Provider/Program Name: Broken Shackle Ranch - (576) - CCI

1542 Francis Bridge Rd., Davisboro, GA 31018

Phone: 478-348-6555

Vendor ID# 35252

Quarterly Scores (Grades)

Q1: 103.55 (A+)

Q2: 94.46 (A)

Q3: 98.09 (A+)

Q4: (N/A)

Current Quarter Score (Grade)

98.09%

(A+)

Program Census Information:

Children in Care During
Quarter: 4

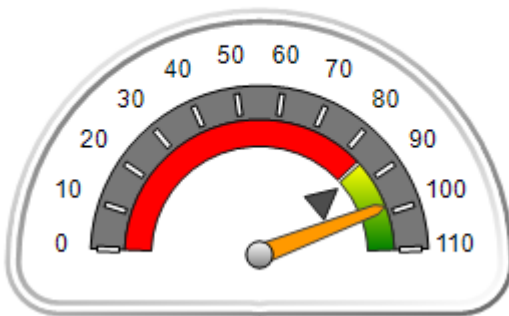
Placements During
Quarter: 4

Children in Care On Last
Day: 3

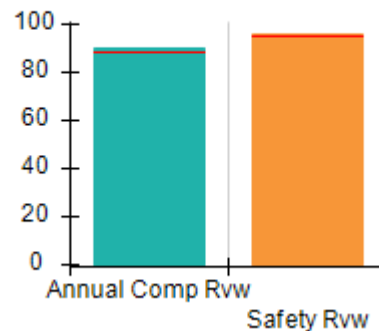
Quarterly Provider Comparisons to All CCIs

▼ — indicates average for all CCIs

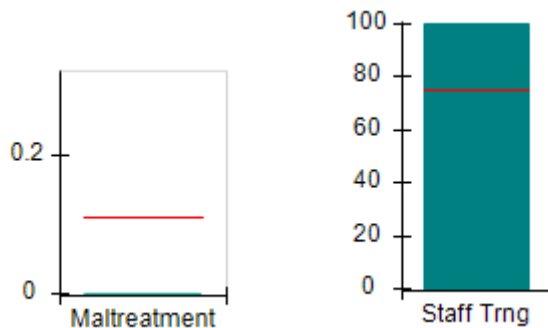
Overall Score (%)



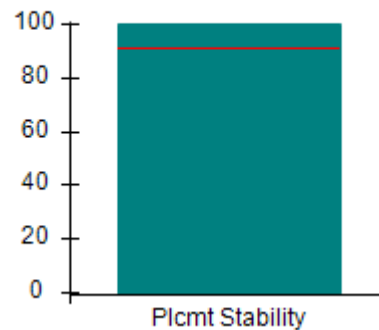
OPM Monitoring Reviews (%)



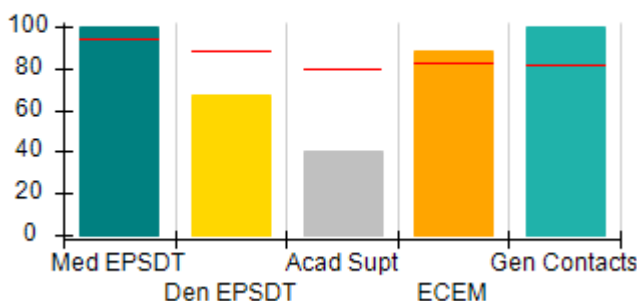
Safety Outcomes (%)



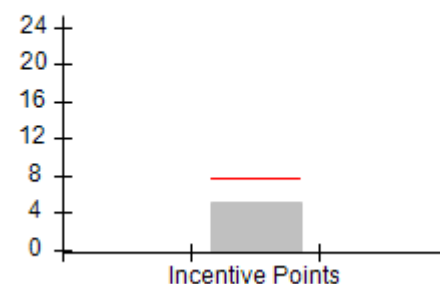
Permanency Outcomes (%)



Well-Being Outcomes (%)



Incentives Earned (Points)





DHS, DFCS, Office of Provider Management
Performance-Based Placement Measures
RBWO Provider GA+SCORECARD - CCI
Report Quarter: Q3 FY2017



Provider/Program Name: Broken Shackle Ranch - (576) - CCI

1542 Francis Bridge Rd., Davisboro, GA 31018		Quarterly Scores (Grades)		Current Quarter Score (Grade)
Phone: 478-348-6555		Q1: 103.55 (A+)	Q2: 94.46 (A)	98.09% (A+)
Vendor ID# 35252		Q3: 98.09 (A+)	Q4: (N/A)	
Program Census Information:		# Children in Care During Quarter: 4	# Placements During Quarter: 4	# Children in Care On Last Day: 3
	Avg Performance All CCIs (%)	Provider Performance (%)*	Possible Points (Weight)	Provider Points Earned
OPM Monitoring Reviews				
Annual Comprehensive Reviews	89%	91%	25	22.63
Safety Reviews	95%	96%	15	14.42
Monitoring Sub-Total			40	37.05
CCI Safety Outcomes				
Incidence of Maltreatment	0.11%	No Substantiated Reports	10	10.00
Staff Training	75%	100%	10	10.00
Safety Sub-Total			20	20.00
CCI Permanency Outcomes				
Placement Stability	91%	100%	15	15.00
Permanency Sub-Total			15	15.00
CCI Well-Being Outcomes				
EPSDT Medical Visits	94%	100%	4	4.00
EPSDT Dental Visits	88%	67%	4	2.68
Academic Supports	79%	40%	3	1.20
Provider ECEM Visits	83%	88%	7	6.16
Provider General Contacts	81%	100%	7	7.00
Placements with Siblings	38%	Not Eligible	Not Scored	Not Scored
Placements within Legal County	15%	0%	Not Scored	Not Scored
Well-Being Sub-Total			25	21.04
*Performance calculation descriptions can be found in the FY 2017 RBWO PBP Measurements and Standards Guide.				

Monitoring & Outcomes: Possible Points = 100	Points Earned = 93.09
Score Before Incentives Credit	93.09%
Incentives Awarded	5.00 pts
PBP Verification	N/A pts
Total Score	98.09%



DHS, DFCS, Office of Provider Management
Performance-Based Placement Measures
RBWO Provider GA+SCORECARD - CCI
Report Quarter: Q3 FY2017



Provider/Program Name: Broken Shackle Ranch - (576) - CCI

Program Census Information:		# Children in Care During Quarter: 4	# Placements During Quarter: 4	# Children in Care On Last Day: 3
CCI Incentive Credits	Avg Performance All CCIs (Points)	Provider Performance (%)*	Possible Points (Weight)	Provider Points Earned
Early EPSDT Medical Visits		Not Eligible	2	
Early EPSDT Dental Visits		50%	2	1.00
Permanency Contacts		None Planned	5	
Additional Academic Supports		0%	2	0.00
Active Agency Accreditation		0%	4	0.00
Staff Clinical Licensure		0%	5	0.00
Behavior Management (threshold = 0)		100%	4	4.00
Incentives Total	7.73		24	5.00
Maximum total combined incentive credit allowed is 10 points.			Incentives Awarded	5.00

*Performance calculation descriptions can be found in the FY 2017 RBWO PBP Measurements and Standards Guide.

Child Protective Services Investigations and Dispositions

The following investigations data, which is not used for scoring but is considered significant to a provider's performance, is from Georgia SHINES and is not considered final or complete until the end of the fiscal year.

Total Reports:	0	
Number Screened In:	0	
Number Screened Out:	0	
Number Substantiated:	0	
Number Unsubstantiated:	0	
Number Active CPS Investigations:	0	



DHS, DFCS, Office of Provider Management
Performance-Based Placement Measures
RBWO Provider GA+SCORECARD - CCI



Report Quarter: Q3 FY2017

Provider/Program Name: Caring and Sharing Home for Boys - (5191) - CCI

1769 Brook Run Drive, Register, GA 30452

Phone: 912-852-7545

Vendor ID# 125316

Quarterly Scores (Grades)

Q1: 105.84 (A+)

Q2: 102.68 (A+)

Q3: 106.80 (A+)

Q4: (N/A)

Current Quarter Score (Grade)

106.80%

(A+)

Program Census Information:

Children in Care During Quarter: 8

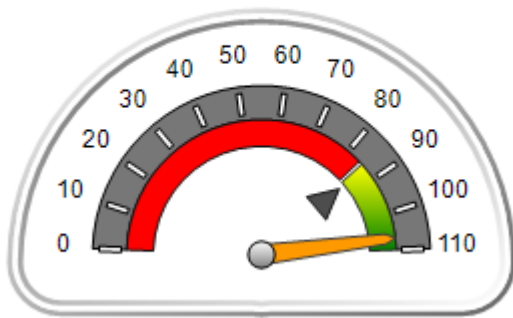
Placements During Quarter: 8

Children in Care On Last Day: 6

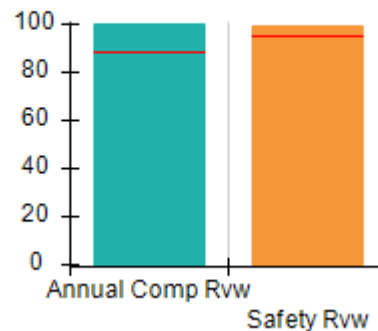
Quarterly Provider Comparisons to All CCIs

▼ indicates average for all CCIs

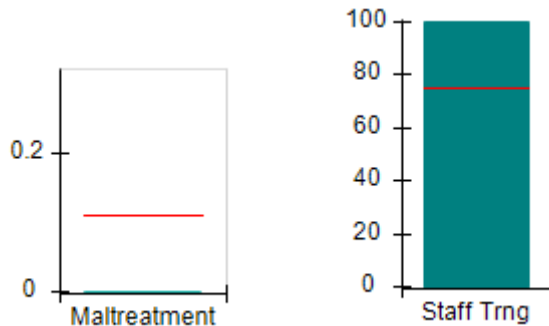
Overall Score (%)



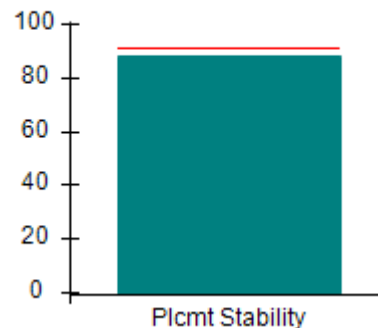
OPM Monitoring Reviews (%)



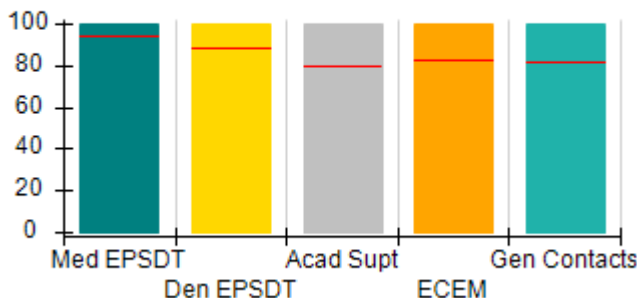
Safety Outcomes (%)



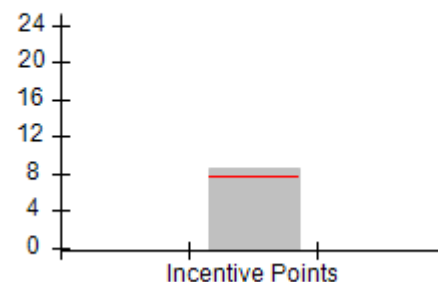
Permanency Outcomes (%)



Well-Being Outcomes (%)



Incentives Earned (Points)





DHS, DFCS, Office of Provider Management
Performance-Based Placement Measures
RBWO Provider GA+SCORECARD - CCI
Report Quarter: Q3 FY2017



Provider/Program Name: Caring and Sharing Home for Boys - (5191) - CCI

1769 Brook Run Drive, Register, GA 30452		Quarterly Scores (Grades)		Current Quarter Score (Grade)
Phone: 912-852-7545		Q1: 105.84 (A+)	Q2: 102.68 (A+)	106.80% (A+)
Vendor ID# 125316		Q3: 106.80 (A+)	Q4: (N/A)	
Program Census Information:		# Children in Care During Quarter: 8	# Placements During Quarter: 8	# Children in Care On Last Day: 6
	Avg Performance All CCIs (%)	Provider Performance (%)*	Possible Points (Weight)	Provider Points Earned
OPM Monitoring Reviews				
Annual Comprehensive Reviews	89%	100%	25	25.00
Safety Reviews	95%	100%	15	14.94
Monitoring Sub-Total			40	39.94
CCI Safety Outcomes				
Incidence of Maltreatment	0.11%	No Substantiated Reports	10	10.00
Staff Training	75%	100%	10	10.00
Safety Sub-Total			20	20.00
CCI Permanency Outcomes				
Placement Stability	91%	88%	15	13.20
Permanency Sub-Total			15	13.20
CCI Well-Being Outcomes				
EPSDT Medical Visits	94%	100%	4	4.00
EPSDT Dental Visits	88%	100%	4	4.00
Academic Supports	79%	100%	3	3.00
Provider ECEM Visits	83%	100%	7	7.00
Provider General Contacts	81%	100%	7	7.00
Placements with Siblings	38%	Not Eligible	Not Scored	Not Scored
Placements within Legal County	15%	0%	Not Scored	Not Scored
Well-Being Sub-Total			25	25.00
*Performance calculation descriptions can be found in the FY 2017 RBWO PBP Measurements and Standards Guide.				

Monitoring & Outcomes: Possible Points = 100	Points Earned = 98.14
Score Before Incentives Credit	98.14%
Incentives Awarded	8.66 pts
PBP Verification	N/A pts
Total Score	106.80%



DHS, DFCS, Office of Provider Management
Performance-Based Placement Measures
RBWO Provider GA+SCORECARD - CCI
Report Quarter: Q3 FY2017



Provider/Program Name: Caring and Sharing Home for Boys - (5191) - CCI

Program Census Information:		# Children in Care During Quarter: 8	# Placements During Quarter: 8	# Children in Care On Last Day: 6
CCI Incentive Credits	Avg Performance All CCIs (Points)	Provider Performance (%)*	Possible Points (Weight)	Provider Points Earned
Early EPSDT Medical Visits		100%	2	2.00
Early EPSDT Dental Visits		100%	2	2.00
Permanency Contacts		0%	5	0.00
Additional Academic Supports		33%	2	0.66
Active Agency Accreditation		0%	4	0.00
Staff Clinical Licensure		0%	5	0.00
Behavior Management (threshold = 0)		100%	4	4.00
Incentives Total	7.73		24	8.66
Maximum total combined incentive credit allowed is 10 points.			Incentives Awarded	8.66

*Performance calculation descriptions can be found in the FY 2017 RBWO PBP Measurements and Standards Guide.

Child Protective Services Investigations and Dispositions

The following investigations data, which is not used for scoring but is considered significant to a provider's performance, is from Georgia SHINES and is not considered final or complete until the end of the fiscal year.

Total Reports:	0	
Number Screened In:	0	
Number Screened Out:	0	
Number Substantiated:	0	
Number Unsubstantiated:	0	
Number Active CPS Investigations:	0	



DHS, DFCS, Office of Provider Management
Performance-Based Placement Measures
RBWO Provider GA+SCORECARD - CCI



Report Quarter: Q3 FY2017

Provider/Program Name: Carl Malone Foundation, Inc. - Mercy's Door I (993) - CCI

2281 Dawnville Beaverdale Rd., Dalton, GA 30721

Phone: 706-270-5821

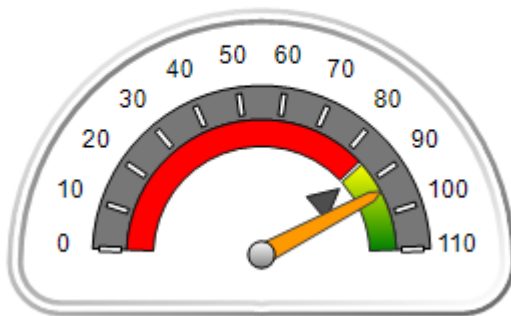
Vendor ID# 35802

	Quarterly Scores (Grades)		Current Quarter Score (Grade)
	Q1: 100.24 (A+)	Q2: 105.02 (A+)	93.92% (A-)
	Q3: 93.92 (A-)	Q4: (N/A)	
Program Census Information:	# Children in Care During Quarter: 14	# Placements During Quarter: 14	# Children in Care On Last Day: 7

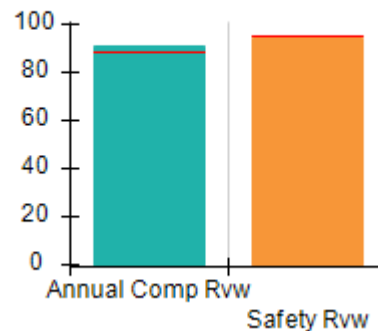
Quarterly Provider Comparisons to All CCIs

▼ indicates average for all CCIs

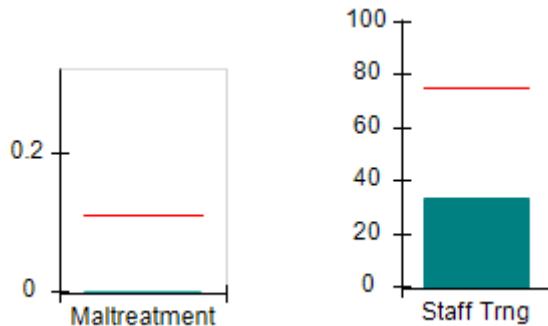
Overall Score (%)



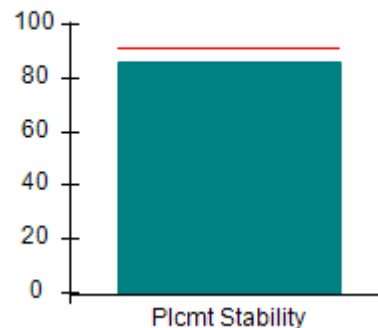
OPM Monitoring Reviews (%)



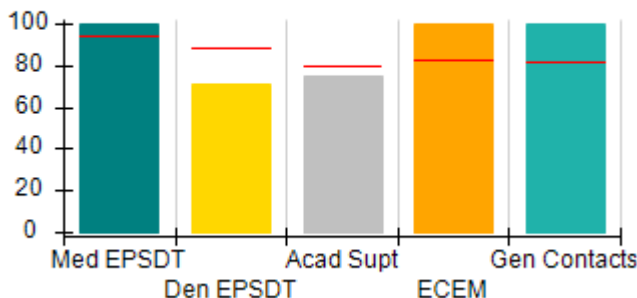
Safety Outcomes (%)



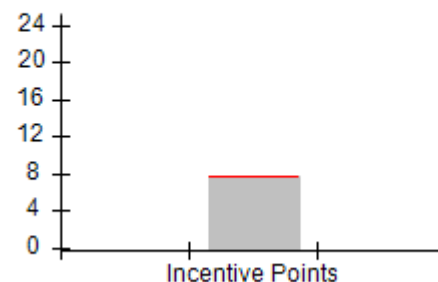
Permanency Outcomes (%)



Well-Being Outcomes (%)



Incentives Earned (Points)





DHS, DFCS, Office of Provider Management
Performance-Based Placement Measures
RBWO Provider GA+SCORECARD - CCI



Report Quarter: Q3 FY2017

Provider/Program Name: Carl Malone Foundation, Inc. - Mercy's Door I (993) - CCI				
2281 Dawnvile Beaverdale Rd., Dalton, GA 30721		Quarterly Scores (Grades)		Current Quarter Score (Grade)
Phone: 706-270-5821		Q1: 100.24 (A+)	Q2: 105.02 (A+)	93.92%
Vendor ID# 35802		Q3: 93.92 (A-)	Q4: (N/A)	(A-)
Program Census Information:		# Children in Care During Quarter: 14	# Placements During Quarter: 14	# Children in Care On Last Day: 7
	Avg Performance All CCIs (%)	Provider Performance (%)*	Possible Points (Weight)	Provider Points Earned
OPM Monitoring Reviews				
Annual Comprehensive Reviews	89%	91%	25	22.83
Safety Reviews	95%	94%	15	14.17
Monitoring Sub-Total			40	36.99
CCI Safety Outcomes				
Incidence of Maltreatment	0.11%	No Substantiated Reports	10	10.00
Staff Training	75%	33%	10	3.30
Safety Sub-Total			20	13.30
CCI Permanency Outcomes				
Placement Stability	91%	86%	15	12.90
Permanency Sub-Total			15	12.90
CCI Well-Being Outcomes				
EPSDT Medical Visits	94%	100%	4	4.00
EPSDT Dental Visits	88%	71%	4	2.84
Academic Supports	79%	75%	3	2.25
Provider ECEM Visits	83%	100%	7	7.00
Provider General Contacts	81%	100%	7	7.00
Placements with Siblings	38%	100%	Not Scored	Not Scored
Placements within Legal County	15%	29%	Not Scored	Not Scored
Well-Being Sub-Total			25	23.09
*Performance calculation descriptions can be found in the FY 2017 RBWO PBP Measurements and Standards Guide.				

Monitoring & Outcomes: Possible Points = 100		Points Earned = 86.28	
Score Before Incentives Credit			86.28%
Incentives Awarded			7.64 pts
PBP Verification			N/A pts
Total Score			93.92%



DHS, DFCS, Office of Provider Management
Performance-Based Placement Measures
RBWO Provider GA+SCORECARD - CCI
Report Quarter: Q3 FY2017



Provider/Program Name: Carl Malone Foundation, Inc. - Mercy's Door I (993) - CCI

Program Census Information:		# Children in Care During Quarter: 14	# Placements During Quarter: 14	# Children in Care On Last Day: 7
CCI Incentive Credits	Avg Performance All CCIs (Points)	Provider Performance (%)*	Possible Points (Weight)	Provider Points Earned
Early EPSDT Medical Visits		100%	2	2.00
Early EPSDT Dental Visits		75%	2	1.50
Permanency Contacts		None Planned	5	
Additional Academic Supports		7%	2	0.14
Active Agency Accreditation		0%	4	0.00
Staff Clinical Licensure		0%	5	0.00
Behavior Management (threshold = 0)		100%	4	4.00
Incentives Total	7.73		24	7.64
Maximum total combined incentive credit allowed is 10 points.			Incentives Awarded	7.64

*Performance calculation descriptions can be found in the FY 2017 RBWO PBP Measurements and Standards Guide.

Child Protective Services Investigations and Dispositions

The following investigations data, which is not used for scoring but is considered significant to a provider's performance, is from Georgia SHINES and is not considered final or complete until the end of the fiscal year.

Total Reports:	0	
Number Screened In:	0	
Number Screened Out:	0	
Number Substantiated:	0	
Number Unsubstantiated:	0	
Number Active CPS Investigations:	0	



DHS, DFCS, Office of Provider Management
Performance-Based Placement Measures
RBWO Provider GA+SCORECARD - CCI



Report Quarter: Q3 FY2017

Provider/Program Name: Carl Malone Foundation, Inc. - Mercy's Door II (994) - CCI

2295 Dawnville Beaverdale Rd., Dalton, GA 30721

Phone: 706-277-0732

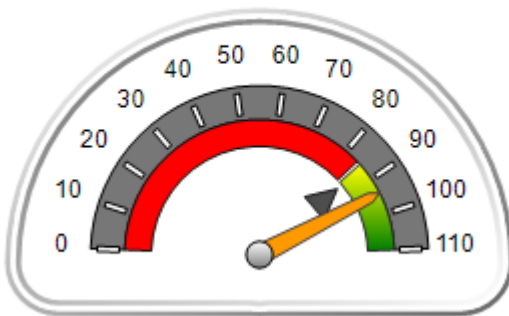
Vendor ID# 35801

	Quarterly Scores (Grades)		Current Quarter Score (Grade)
	Q1: 103.21 (A+)	Q2: 101.15 (A+)	94.27% (A)
	Q3: 94.27 (A)	Q4: (N/A)	
Program Census Information:	# Children in Care During Quarter: 8	# Placements During Quarter: 8	# Children in Care On Last Day: 4

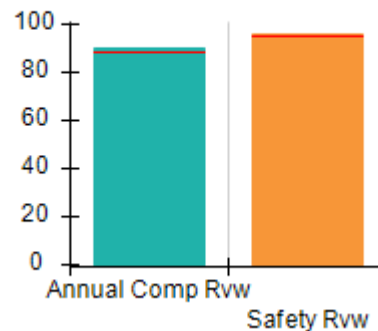
Quarterly Provider Comparisons to All CCIs

▼ — indicates average for all CCIs

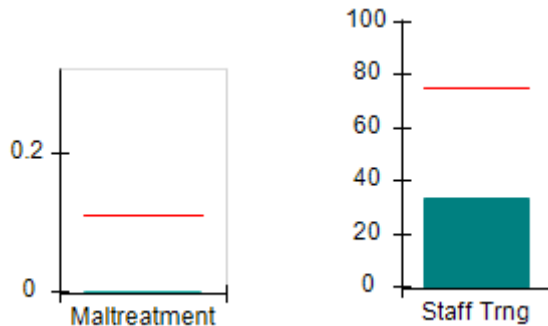
Overall Score (%)



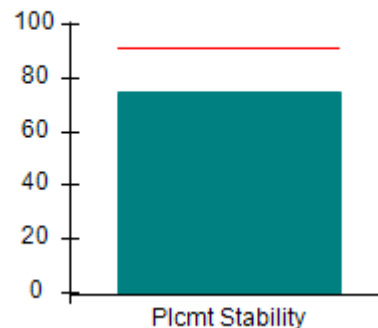
OPM Monitoring Reviews (%)



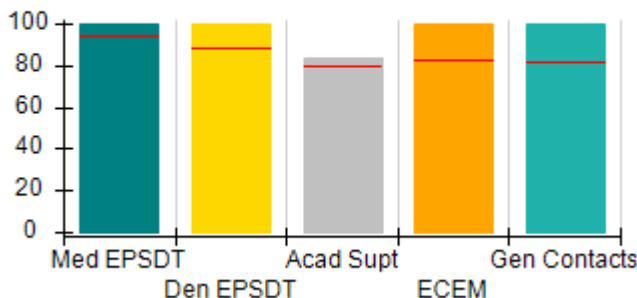
Safety Outcomes (%)



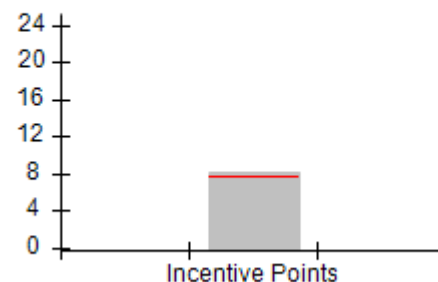
Permanency Outcomes (%)



Well-Being Outcomes (%)



Incentives Earned (Points)





DHS, DFCS, Office of Provider Management
Performance-Based Placement Measures
RBWO Provider GA+SCORECARD - CCI
Report Quarter: Q3 FY2017



Provider/Program Name: Carl Malone Foundation, Inc. - Mercy's Door II (994) - CCI				
2295 Dawnvile Beaverdale Rd., Dalton, GA 30721		Quarterly Scores (Grades)		Current Quarter Score (Grade)
Phone: 706-277-0732		Q1: 103.21 (A+)	Q2: 101.15 (A+)	94.27% (A)
Vendor ID# 35801		Q3: 94.27 (A)	Q4: (N/A)	
Program Census Information:		# Children in Care During Quarter: 8	# Placements During Quarter: 8	# Children in Care On Last Day: 4
	Avg Performance All CCIs (%)	Provider Performance (%)*	Possible Points (Weight)	Provider Points Earned
OPM Monitoring Reviews				
Annual Comprehensive Reviews	89%	90%	25	22.61
Safety Reviews	95%	96%	15	14.44
Monitoring Sub-Total			40	37.05
CCI Safety Outcomes				
Incidence of Maltreatment	0.11%	No Substantiated Reports	10	10.00
Staff Training	75%	33%	10	3.30
Safety Sub-Total			20	13.30
CCI Permanency Outcomes				
Placement Stability	91%	75%	15	11.25
Permanency Sub-Total			15	11.25
CCI Well-Being Outcomes				
EPSDT Medical Visits	94%	100%	4	4.00
EPSDT Dental Visits	88%	100%	4	4.00
Academic Supports	79%	83%	3	2.49
Provider ECEM Visits	83%	100%	7	7.00
Provider General Contacts	81%	100%	7	7.00
Placements with Siblings	38%	44%	Not Scored	Not Scored
Placements within Legal County	15%	20%	Not Scored	Not Scored
Well-Being Sub-Total			25	24.49
*Performance calculation descriptions can be found in the FY 2017 RBWO PBP Measurements and Standards Guide.				

Monitoring & Outcomes: Possible Points = 100		Points Earned = 86.09	
Score Before Incentives Credit			86.09%
Incentives Awarded			8.18 pts
PBP Verification			N/A pts
Total Score			94.27%



DHS, DFCS, Office of Provider Management
Performance-Based Placement Measures
RBWO Provider GA+SCORECARD - CCI
Report Quarter: Q3 FY2017



Provider/Program Name: Carl Malone Foundation, Inc. - Mercy's Door II (994) - CCI

Program Census Information:		# Children in Care During Quarter: 8	# Placements During Quarter: 8	# Children in Care On Last Day: 4
CCI Incentive Credits	Avg Performance All CCIs (Points)	Provider Performance (%)*	Possible Points (Weight)	Provider Points Earned
Early EPSDT Medical Visits		100%	2	2.00
Early EPSDT Dental Visits		100%	2	2.00
Permanency Contacts		None Planned	5	
Additional Academic Supports		9%	2	0.18
Active Agency Accreditation		0%	4	0.00
Staff Clinical Licensure		0%	5	0.00
Behavior Management (threshold = 0)		100%	4	4.00
Incentives Total	7.73		24	8.18
Maximum total combined incentive credit allowed is 10 points.			Incentives Awarded	8.18

*Performance calculation descriptions can be found in the FY 2017 RBWO PBP Measurements and Standards Guide.

Child Protective Services Investigations and Dispositions

The following investigations data, which is not used for scoring but is considered significant to a provider's performance, is from Georgia SHINES and is not considered final or complete until the end of the fiscal year.

Total Reports:	0	
Number Screened In:	0	
Number Screened Out:	0	
Number Substantiated:	0	
Number Unsubstantiated:	0	
Number Active CPS Investigations:	0	



DHS, DFCS, Office of Provider Management
Performance-Based Placement Measures
RBWO Provider GA+SCORECARD - CCI



Report Quarter: Q3 FY2017

Provider/Program Name: Carl Malone Foundation, Inc. - Mercy's Door III (1041) - CCI

345 Rockman Way, Dalton, GA 30721

Phone: 706-217-6185

Vendor ID# 75482

Quarterly Scores (Grades)

Q1: 107.41 (A+)

Q2: 103.23 (A+)

Q3: 98.94 (A+)

Q4: (N/A)

Current Quarter Score (Grade)

98.94%

(A+)

Program Census Information:

Children in Care During
Quarter: 16

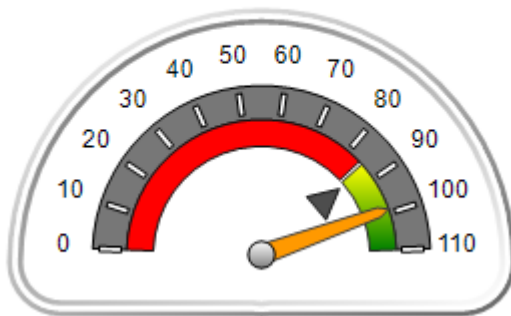
Placements During
Quarter: 17

Children in Care On Last
Day: 8

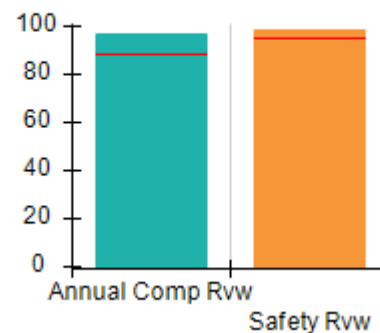
Quarterly Provider Comparisons to All CCIs

▼ indicates average for all CCIs

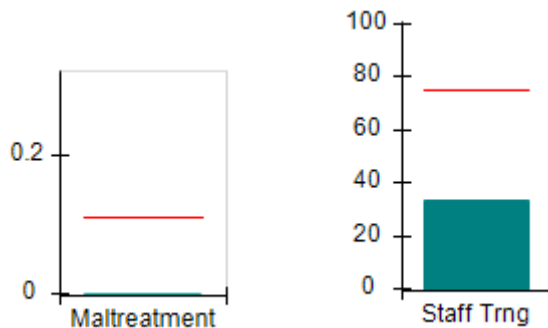
Overall Score (%)



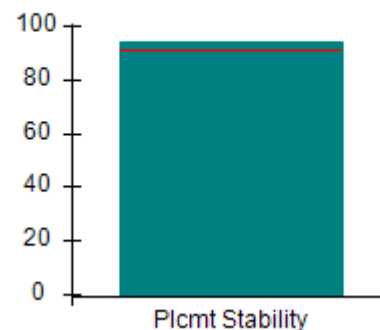
OPM Monitoring Reviews (%)



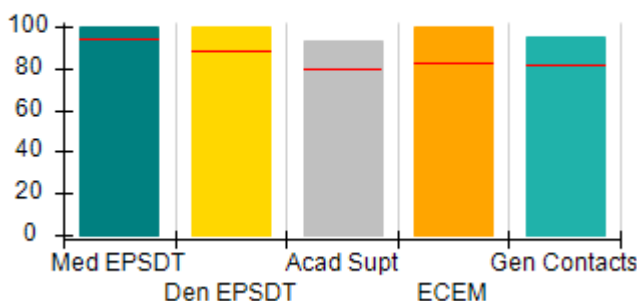
Safety Outcomes (%)



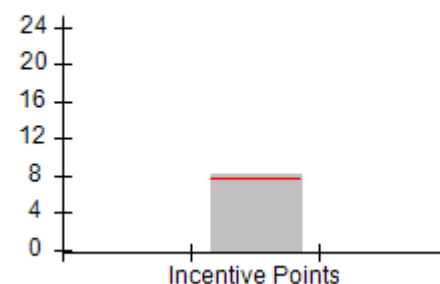
Permanency Outcomes (%)



Well-Being Outcomes (%)



Incentives Earned (Points)





DHS, DFCS, Office of Provider Management
Performance-Based Placement Measures
RBWO Provider GA+SCORECARD - CCI
Report Quarter: Q3 FY2017



Provider/Program Name: Carl Malone Foundation, Inc. - Mercy's Door III (1041) - CCI				
345 Rockman Way, Dalton, GA 30721		Quarterly Scores (Grades)		Current Quarter Score (Grade)
Phone: 706-217-6185		Q1: 107.41 (A+)	Q2: 103.23 (A+)	98.94%
Vendor ID# 75482		Q3: 98.94 (A+)	Q4: (N/A)	(A+)
Program Census Information:		# Children in Care During Quarter: 16	# Placements During Quarter: 17	# Children in Care On Last Day: 8
	Avg Performance All CCIs (%)	Provider Performance (%)*	Possible Points (Weight)	Provider Points Earned
OPM Monitoring Reviews				
Annual Comprehensive Reviews	89%	97%	25	24.15
Safety Reviews	95%	99%	15	14.79
Monitoring Sub-Total			40	38.94
CCI Safety Outcomes				
Incidence of Maltreatment	0.11%	No Substantiated Reports	10	10.00
Staff Training	75%	33%	10	3.30
Safety Sub-Total			20	13.30
CCI Permanency Outcomes				
Placement Stability	91%	94%	15	14.10
Permanency Sub-Total			15	14.10
CCI Well-Being Outcomes				
EPSDT Medical Visits	94%	100%	4	4.00
EPSDT Dental Visits	88%	100%	4	4.00
Academic Supports	79%	93%	3	2.79
Provider ECEM Visits	83%	100%	7	7.00
Provider General Contacts	81%	95%	7	6.65
Placements with Siblings	38%	64%	Not Scored	Not Scored
Placements within Legal County	15%	67%	Not Scored	Not Scored
Well-Being Sub-Total			25	24.44
*Performance calculation descriptions can be found in the FY 2017 RBWO PBP Measurements and Standards Guide.				

Monitoring & Outcomes: Possible Points = 100		Points Earned = 90.78	
Score Before Incentives Credit			90.78%
Incentives Awarded			8.16 pts
PBP Verification			N/A pts
Total Score			98.94%



DHS, DFCS, Office of Provider Management
Performance-Based Placement Measures
RBWO Provider GA+SCORECARD - CCI
Report Quarter: Q3 FY2017



Provider/Program Name: Carl Malone Foundation, Inc. - Mercy's Door III (1041) - CCI

Program Census Information:		# Children in Care During Quarter: 16	# Placements During Quarter: 17	# Children in Care On Last Day: 8
CCI Incentive Credits	Avg Performance All CCIs (Points)	Provider Performance (%)*	Possible Points (Weight)	Provider Points Earned
Early EPSDT Medical Visits		100%	2	2.00
Early EPSDT Dental Visits		100%	2	2.00
Permanency Contacts		None Planned	5	
Additional Academic Supports		8%	2	0.16
Active Agency Accreditation		0%	4	0.00
Staff Clinical Licensure		0%	5	0.00
Behavior Management (threshold = 0)		100%	4	4.00
Incentives Total	7.73		24	8.16
Maximum total combined incentive credit allowed is 10 points.			Incentives Awarded	8.16

*Performance calculation descriptions can be found in the FY 2017 RBWO PBP Measurements and Standards Guide.

Child Protective Services Investigations and Dispositions

The following investigations data, which is not used for scoring but is considered significant to a provider's performance, is from Georgia SHINES and is not considered final or complete until the end of the fiscal year.

Total Reports:	0	
Number Screened In:	0	
Number Screened Out:	0	
Number Substantiated:	0	
Number Unsubstantiated:	0	
Number Active CPS Investigations:	0	



DHS, DFCS, Office of Provider Management
Performance-Based Placement Measures
RBWO Provider GA+SCORECARD - CCI



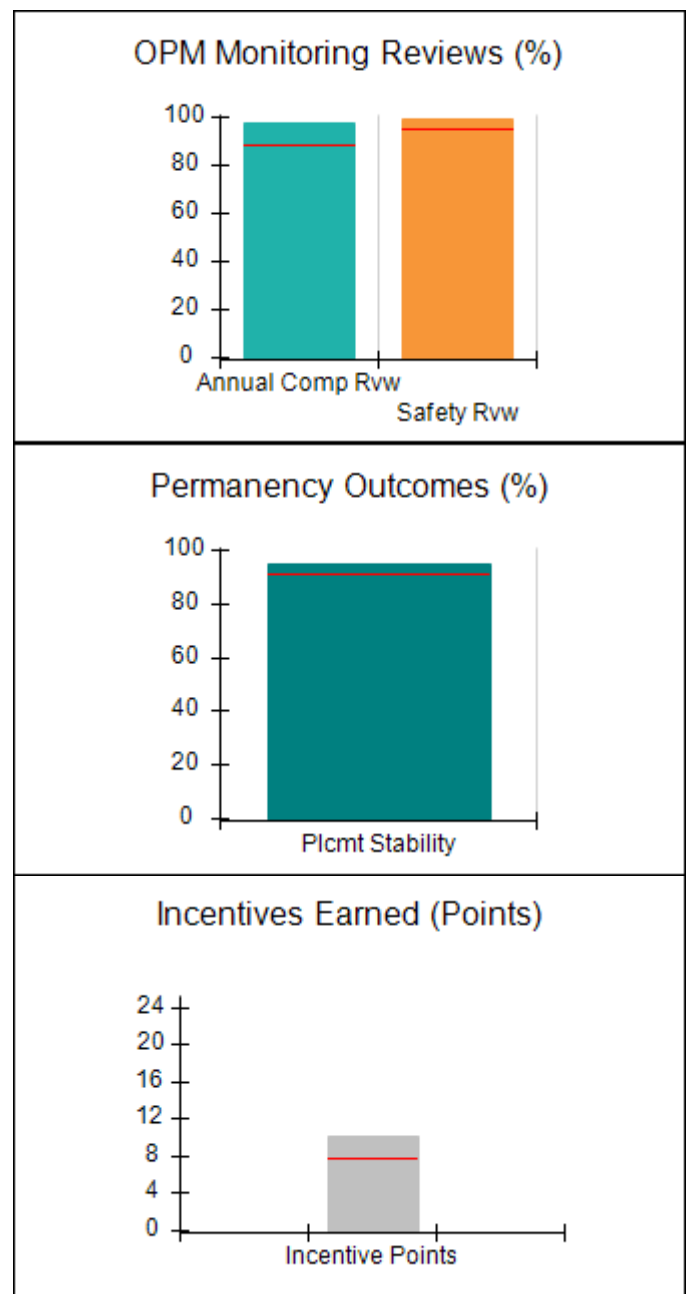
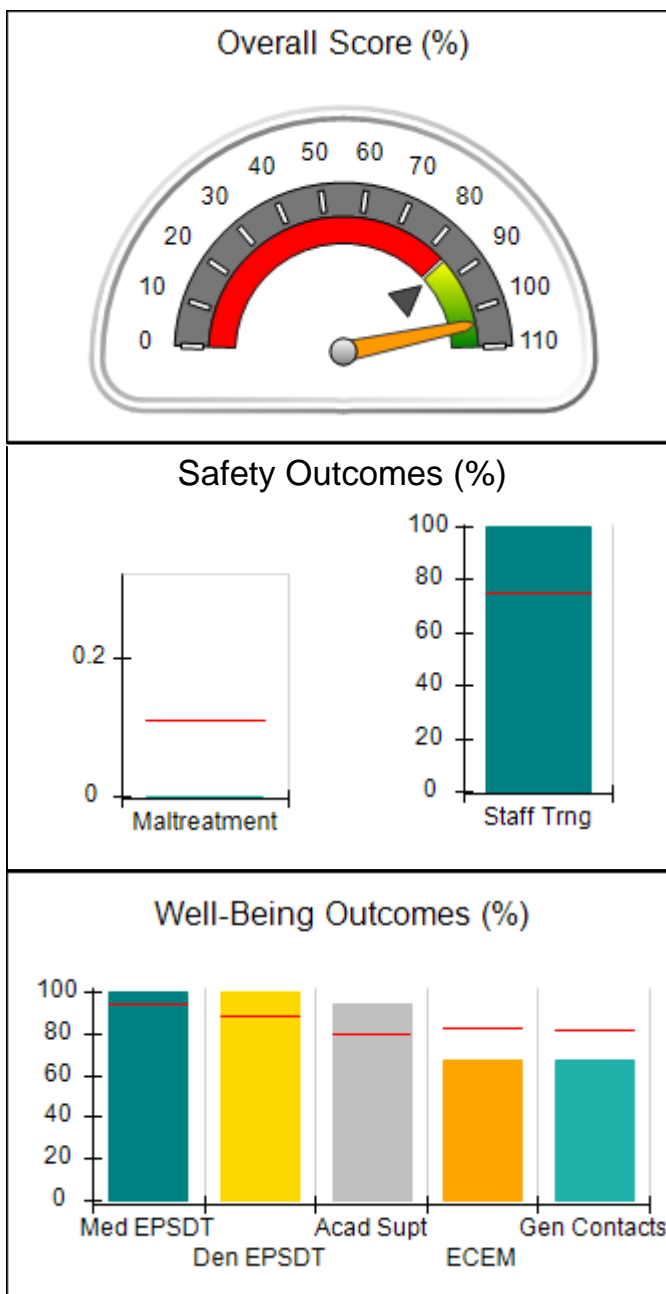
Report Quarter: Q3 FY2017

Provider/Program Name: Carrie Steele-Pitts Home, Inc. - (577) - CCI

667 Fairburn Rd., NW, Atlanta, GA 30331 Phone: 404-691-5187 Vendor ID# 35258	Quarterly Scores (Grades)		Current Quarter Score (Grade)
	Q1: 98.35 (A+)	Q2: 101.17 (A+)	103.81% (A+)
	Q3: 103.81 (A+)	Q4: (N/A)	
Program Census Information:	# Children in Care During Quarter: 20	# Placements During Quarter: 20	# Children in Care On Last Day: 18

Quarterly Provider Comparisons to All CCIs

▼ — indicates average for all CCIs





DHS, DFCS, Office of Provider Management
Performance-Based Placement Measures
RBWO Provider GA+SCORECARD - CCI
Report Quarter: Q3 FY2017



Provider/Program Name: Carrie Steele-Pitts Home, Inc. - (577) - CCI

667 Fairburn Rd., NW, Atlanta, GA 30331 Phone: 404-691-5187 Vendor ID# 35258	Quarterly Scores (Grades)		Current Quarter Score (Grade)
	Q1: 98.35 (A+)	Q2: 101.17 (A+)	103.81%
	Q3: 103.81 (A+)	Q4: (N/A)	(A+)

Program Census Information:	# Children in Care During Quarter: 20	# Placements During Quarter: 20	# Children in Care On Last Day: 18
-----------------------------	---------------------------------------	---------------------------------	------------------------------------

	Avg Performance All CCIs (%)	Provider Performance (%)*	Possible Points (Weight)	Provider Points Earned
--	-------------------------------------	----------------------------------	---------------------------------	-------------------------------

OPM Monitoring Reviews

Annual Comprehensive Reviews	89%	98%	25	24.44
Safety Reviews	95%	99%	15	14.92
Monitoring Sub-Total			40	39.36

CCI Safety Outcomes

Incidence of Maltreatment	0.11%	No Substantiated Reports	10	10.00
Staff Training	75%	100%	10	10.00
Safety Sub-Total			20	20.00

CCI Permanency Outcomes

Placement Stability	91%	95%	15	14.25
Permanency Sub-Total			15	14.25

CCI Well-Being Outcomes

EPSDT Medical Visits	94%	100%	4	4.00
EPSDT Dental Visits	88%	100%	4	4.00
Academic Supports	79%	94%	3	2.82
Provider ECEM Visits	83%	67%	7	4.69
Provider General Contacts	81%	67%	7	4.69
Placements with Siblings	38%	96%	Not Scored	Not Scored
Placements within Legal County	15%	Not Eligible	Not Scored	Not Scored
Well-Being Sub-Total			25	20.20

*Performance calculation descriptions can be found in the FY 2017 RBWO PBP Measurements and Standards Guide.

Monitoring & Outcomes: Possible Points = 100		Points Earned = 93.81	
Score Before Incentives Credit		93.81%	
Incentives Awarded		10.00 pts	
PBP Verification		N/A pts	
Total Score		103.81%	



DHS, DFCS, Office of Provider Management
Performance-Based Placement Measures
RBWO Provider GA+SCORECARD - CCI
Report Quarter: Q3 FY2017



Provider/Program Name: Carrie Steele-Pitts Home, Inc. - (577) - CCI

Program Census Information:		# Children in Care During Quarter: 20	# Placements During Quarter: 20	# Children in Care On Last Day: 18
CCI Incentive Credits	Avg Performance All CCIs (Points)	Provider Performance (%)*	Possible Points (Weight)	Provider Points Earned
Early EPSDT Medical Visits		50%	2	1.00
Early EPSDT Dental Visits		100%	2	2.00
Permanency Contacts		36%	5	1.80
Additional Academic Supports		60%	2	1.20
Active Agency Accreditation		0%	4	0.00
Staff Clinical Licensure		0%	5	0.00
Behavior Management (threshold = 0)		100%	4	4.00
Incentives Total	7.73		24	10.00
Maximum total combined incentive credit allowed is 10 points.			Incentives Awarded	10.00

*Performance calculation descriptions can be found in the FY 2017 RBWO PBP Measurements and Standards Guide.

Child Protective Services Investigations and Dispositions

The following investigations data, which is not used for scoring but is considered significant to a provider's performance, is from Georgia SHINES and is not considered final or complete until the end of the fiscal year.

Total Reports:	0	
Number Screened In:	0	
Number Screened Out:	0	
Number Substantiated:	0	
Number Unsubstantiated:	0	
Number Active CPS Investigations:	0	



DHS, DFCS, Office of Provider Management
Performance-Based Placement Measures
RBWO Provider GA+SCORECARD - CCI



Report Quarter: Q3 FY2017

Provider/Program Name: Center for Children and Young Adults, The - Another Chance (578) - CCI

2221 Austell Rd., Marietta, GA 30008

Phone: 770-485-1641

Vendor ID# 35264

Quarterly Scores (Grades)

Current Quarter Score (Grade)

Q1: 105.85 (A+)

Q2: 94.56 (A)

97.47%

Q3: 97.47 (A+)

Q4: (N/A)

(A+)

Program Census Information:

Children in Care During Quarter: 13

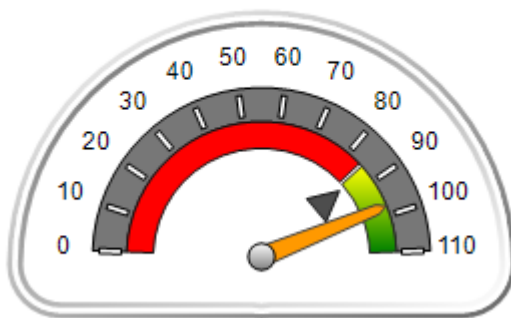
Placements During Quarter: 13

Children in Care On Last Day: 8

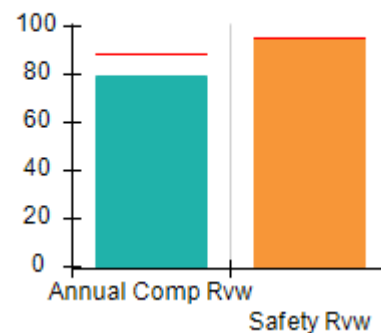
Quarterly Provider Comparisons to All CCIs

▼ indicates average for all CCIs

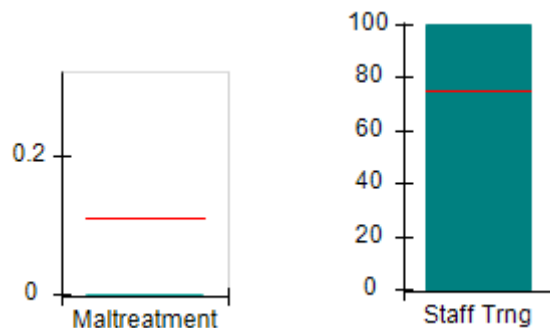
Overall Score (%)



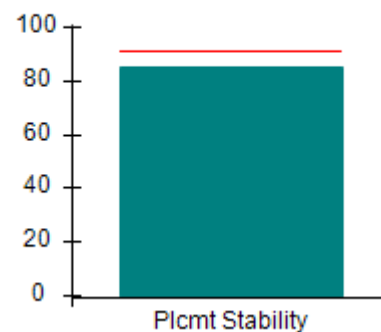
OPM Monitoring Reviews (%)



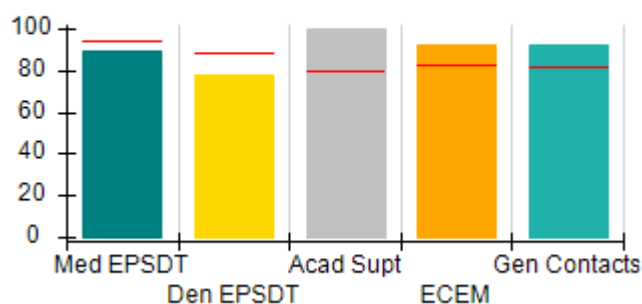
Safety Outcomes (%)



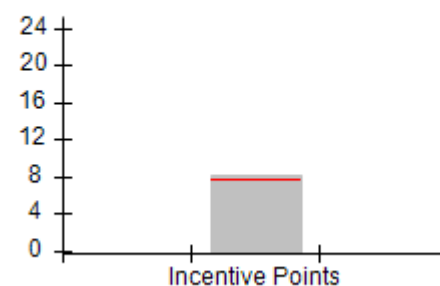
Permanency Outcomes (%)



Well-Being Outcomes (%)



Incentives Earned (Points)





DHS, DFCS, Office of Provider Management
Performance-Based Placement Measures
RBWO Provider GA+SCORECARD - CCI



Report Quarter: Q3 FY2017

Provider/Program Name: Center for Children and Young Adults, The - Another Chance (578) - CCI				
2221 Austell Rd., Marietta, GA 30008		Quarterly Scores (Grades)		Current Quarter Score (Grade)
Phone: 770-485-1641		Q1: 105.85 (A+)	Q2: 94.56 (A)	97.47% (A+)
Vendor ID# 35264		Q3: 97.47 (A+)	Q4: (N/A)	
Program Census Information:		# Children in Care During Quarter: 13	# Placements During Quarter: 13	# Children in Care On Last Day: 8
	Avg Performance All CCIs (%)	Provider Performance (%)*	Possible Points (Weight)	Provider Points Earned
OPM Monitoring Reviews				
Annual Comprehensive Reviews	89%	79%	25	19.74
Safety Reviews	95%	95%	15	14.27
Monitoring Sub-Total			40	34.01
CCI Safety Outcomes				
Incidence of Maltreatment	0.11%	No Substantiated Reports	10	10.00
Staff Training	75%	100%	10	10.00
Safety Sub-Total			20	20.00
CCI Permanency Outcomes				
Placement Stability	91%	85%	15	12.75
Permanency Sub-Total			15	12.75
CCI Well-Being Outcomes				
EPSDT Medical Visits	94%	89%	4	3.56
EPSDT Dental Visits	88%	78%	4	3.12
Academic Supports	79%	100%	3	3.00
Provider ECEM Visits	83%	92%	7	6.44
Provider General Contacts	81%	92%	7	6.44
Placements with Siblings	38%	83%	Not Scored	Not Scored
Placements within Legal County	15%	25%	Not Scored	Not Scored
Well-Being Sub-Total			25	22.56
*Performance calculation descriptions can be found in the FY 2017 RBWO PBP Measurements and Standards Guide.				

Monitoring & Outcomes: Possible Points = 100	Points Earned = 89.32
Score Before Incentives Credit	89.32%
Incentives Awarded	8.15 pts
PBP Verification	N/A pts
Total Score	97.47%



DHS, DFCS, Office of Provider Management
Performance-Based Placement Measures
RBWO Provider GA+SCORECARD - CCI



Report Quarter: Q3 FY2017

Provider/Program Name: Center for Children and Young Adults, The - Another Chance (578) - CCI

Program Census Information:		# Children in Care During Quarter: 13	# Placements During Quarter: 13	# Children in Care On Last Day: 8
CCI Incentive Credits	Avg Performance All CCIs (Points)	Provider Performance (%)*	Possible Points (Weight)	Provider Points Earned
Early EPSDT Medical Visits		75%	2	1.50
Early EPSDT Dental Visits		0%	2	0.00
Permanency Contacts		15%	5	0.75
Additional Academic Supports		95%	2	1.90
Active Agency Accreditation		0%	4	0.00
Staff Clinical Licensure		0%	5	0.00
Behavior Management (threshold = 0)		100%	4	4.00
Incentives Total	7.73		24	8.15
Maximum total combined incentive credit allowed is 10 points.			Incentives Awarded	8.15

*Performance calculation descriptions can be found in the FY 2017 RBWO PBP Measurements and Standards Guide.

Child Protective Services Investigations and Dispositions

The following investigations data, which is not used for scoring but is considered significant to a provider's performance, is from Georgia SHINES and is not considered final or complete until the end of the fiscal year.

Total Reports:	0
Number Screened In:	0
Number Screened Out:	0
Number Substantiated:	0
Number Unsubstantiated:	0
Number Active CPS Investigations:	0



DHS, DFCS, Office of Provider Management
Performance-Based Placement Measures
RBWO Provider GA+SCORECARD - CCI



Report Quarter: Q3 FY2017

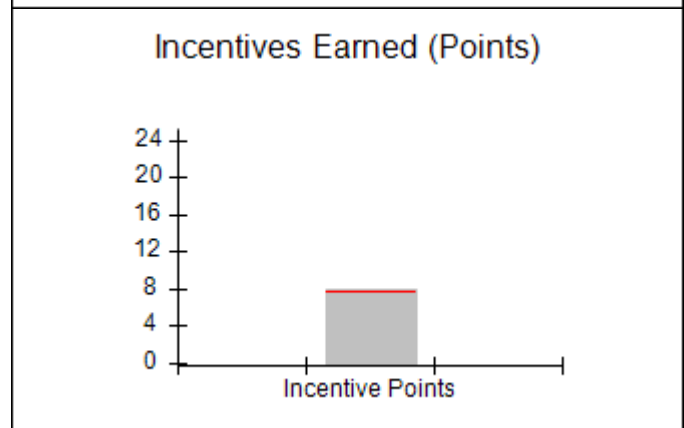
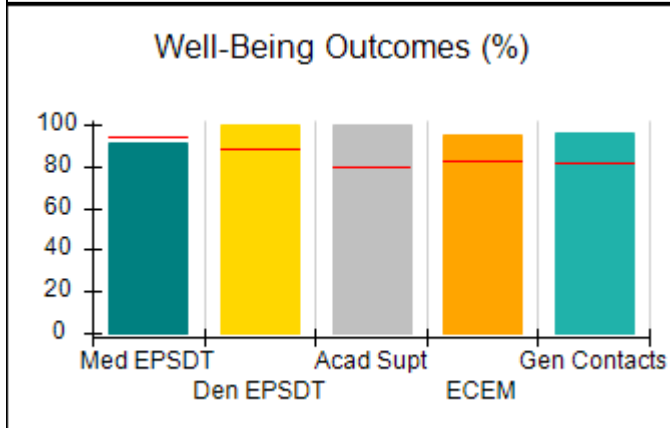
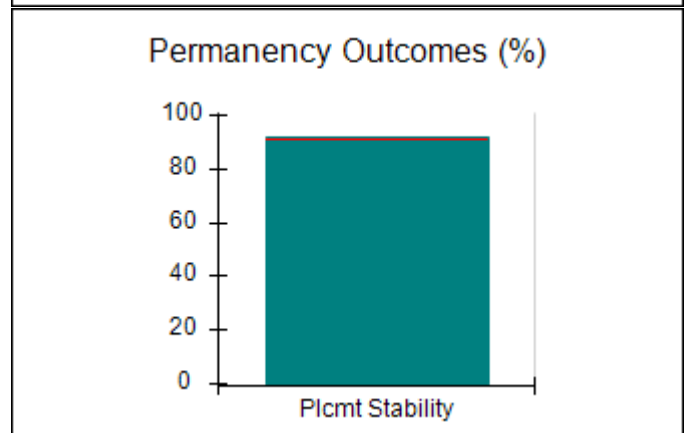
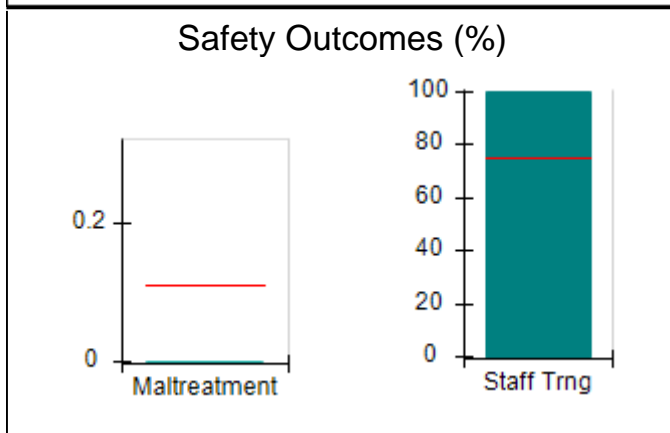
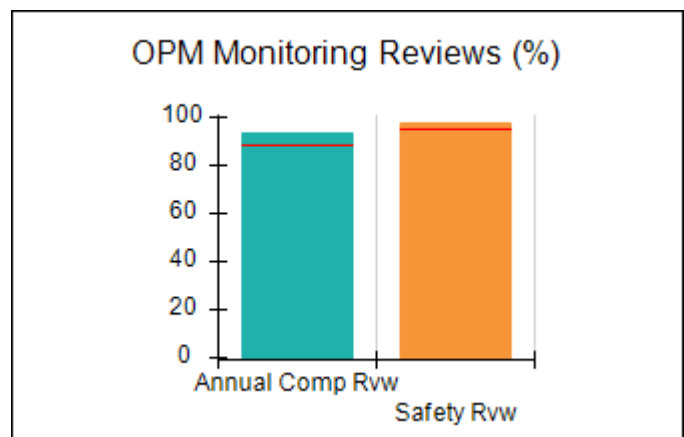
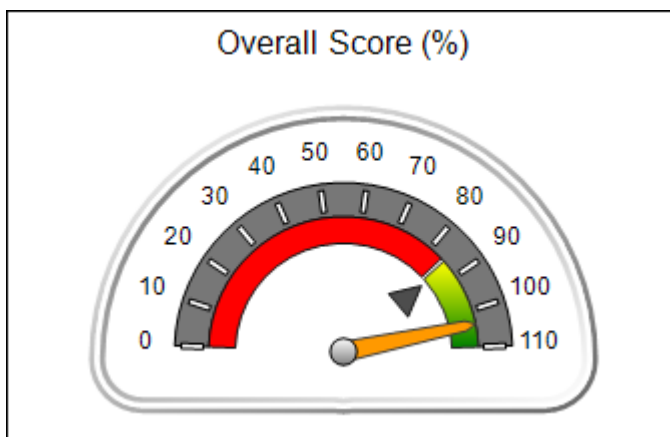
Provider/Program Name: Center for Children and Young Adults, The - Open Gate (579) - CCI

2221 Austell Rd., Marietta, GA 30008 Phone: 770-485-1630 Vendor ID# 35262	Quarterly Scores (Grades)		Current Quarter Score (Grade)
	Q1: 105.93 (A+)	Q2: 102.03 (A+)	103.85% (A+)
	Q3: 103.85 (A+)	Q4: (N/A)	

Program Census Information:	# Children in Care During Quarter: 13	# Placements During Quarter: 13	# Children in Care On Last Day: 9
-----------------------------	---------------------------------------	---------------------------------	-----------------------------------

Quarterly Provider Comparisons to All CCIs

▼ — indicates average for all CCIs





DHS, DFCS, Office of Provider Management
Performance-Based Placement Measures
RBWO Provider GA+SCORECARD - CCI



Report Quarter: Q3 FY2017

Provider/Program Name: Center for Children and Young Adults, The - Open Gate (579) - CCI

2221 Austell Rd., Marietta, GA 30008 Phone: 770-485-1630 Vendor ID# 35262		Quarterly Scores (Grades)		Current Quarter Score (Grade)
		Q1: 105.93 (A+)	Q2: 102.03 (A+)	103.85%
		Q3: 103.85 (A+)	Q4: (N/A)	(A+)
Program Census Information:		# Children in Care During Quarter: 13	# Placements During Quarter: 13	# Children in Care On Last Day: 9
	Avg Performance All CCIs (%)	Provider Performance (%)*	Possible Points (Weight)	Provider Points Earned
OPM Monitoring Reviews				
Annual Comprehensive Reviews	89%	94%	25	23.43
Safety Reviews	95%	97%	15	14.61
Monitoring Sub-Total			40	38.04
CCI Safety Outcomes				
Incidence of Maltreatment	0.11%	No Substantiated Reports	10	10.00
Staff Training	75%	100%	10	10.00
Safety Sub-Total			20	20.00
CCI Permanency Outcomes				
Placement Stability	91%	92%	15	13.80
Permanency Sub-Total			15	13.80
CCI Well-Being Outcomes				
EPSDT Medical Visits	94%	91%	4	3.64
EPSDT Dental Visits	88%	100%	4	4.00
Academic Supports	79%	100%	3	3.00
Provider ECEM Visits	83%	95%	7	6.65
Provider General Contacts	81%	96%	7	6.72
Placements with Siblings	38%	0%	Not Scored	Not Scored
Placements within Legal County	15%	17%	Not Scored	Not Scored
Well-Being Sub-Total			25	24.01
*Performance calculation descriptions can be found in the FY 2017 RBWO PBP Measurements and Standards Guide.				

Monitoring & Outcomes: Possible Points = 100		Points Earned = 95.85	
Score Before Incentives Credit			95.85%
Incentives Awarded			8.00 pts
PBP Verification			N/A pts
Total Score			103.85%



DHS, DFCS, Office of Provider Management
Performance-Based Placement Measures
RBWO Provider GA+SCORECARD - CCI



Report Quarter: Q3 FY2017

Provider/Program Name: Center for Children and Young Adults, The - Open Gate (579) - CCI

Program Census Information:		# Children in Care During Quarter: 13	# Placements During Quarter: 13	# Children in Care On Last Day: 9
CCI Incentive Credits	Avg Performance All CCIs (Points)	Provider Performance (%)*	Possible Points (Weight)	Provider Points Earned
Early EPSDT Medical Visits		0%	2	0.00
Early EPSDT Dental Visits		100%	2	2.00
Permanency Contacts		None Planned	5	
Additional Academic Supports		100%	2	2.00
Active Agency Accreditation		0%	4	0.00
Staff Clinical Licensure		0%	5	0.00
Behavior Management (threshold = 0)		100%	4	4.00
Incentives Total	7.73		24	8.00
Maximum total combined incentive credit allowed is 10 points.			Incentives Awarded	8.00

*Performance calculation descriptions can be found in the FY 2017 RBWO PBP Measurements and Standards Guide.

Child Protective Services Investigations and Dispositions

The following investigations data, which is not used for scoring but is considered significant to a provider's performance, is from Georgia SHINES and is not considered final or complete until the end of the fiscal year.

Total Reports:	0
Number Screened In:	0
Number Screened Out:	0
Number Substantiated:	0
Number Unsubstantiated:	0
Number Active CPS Investigations:	0



DHS, DFCS, Office of Provider Management
Performance-Based Placement Measures
RBWO Provider GA+SCORECARD - CCI



Report Quarter: Q3 FY2017

Provider/Program Name: Chestnut Manor - (581) - CCI

8673 Chestnut Ln., Lithia Springs, GA 30122

Phone: 770 489 4168

Vendor ID# 35269

Quarterly Scores (Grades)

Q1: 95.00 (A)

Q2: 103.38 (A+)

Q3: 101.66 (A+)

Q4: (N/A)

Current Quarter Score (Grade)

101.66%

(A+)

Program Census Information:

Children in Care During
Quarter: 6

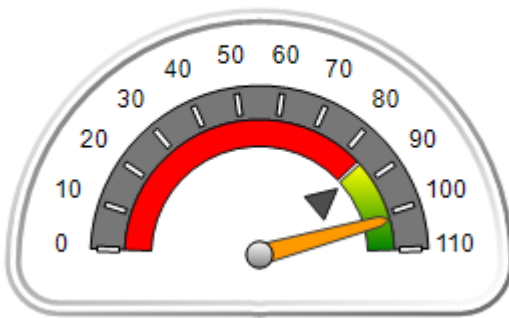
Placements During
Quarter: 6

Children in Care On Last
Day: 5

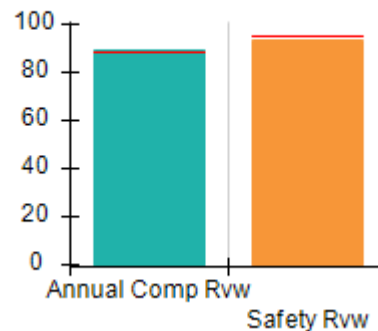
Quarterly Provider Comparisons to All CCIs

▼ indicates average for all CCIs

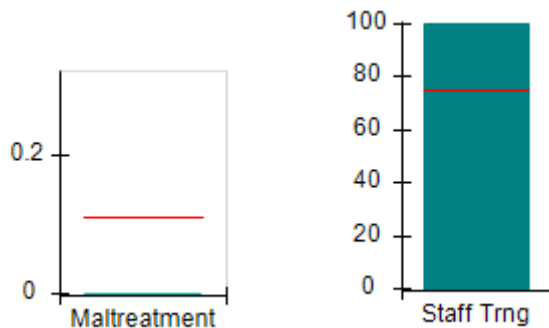
Overall Score (%)



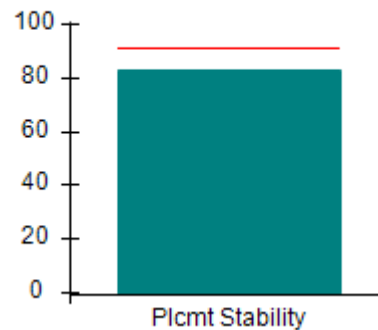
OPM Monitoring Reviews (%)



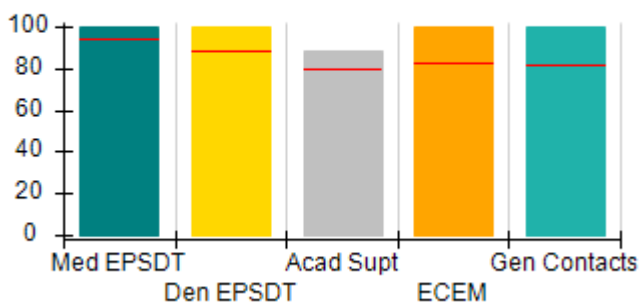
Safety Outcomes (%)



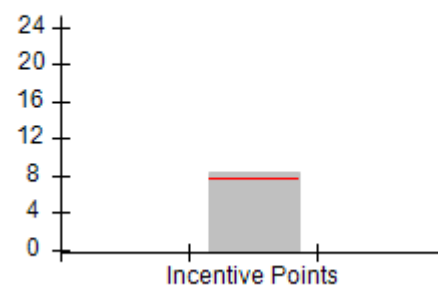
Permanency Outcomes (%)



Well-Being Outcomes (%)



Incentives Earned (Points)





DHS, DFCS, Office of Provider Management
Performance-Based Placement Measures
RBWO Provider GA+SCORECARD - CCI
Report Quarter: Q3 FY2017



Provider/Program Name: Chestnut Manor - (581) - CCI

8673 Chestnut Ln., Lithia Springs, GA 30122 Phone: 770 489 4168 Vendor ID# 35269		Quarterly Scores (Grades)		Current Quarter Score (Grade)
		Q1: 95.00 (A)	Q2: 103.38 (A+)	101.66%
		Q3: 101.66 (A+)	Q4: (N/A)	(A+)
Program Census Information:		# Children in Care During Quarter: 6	# Placements During Quarter: 6	# Children in Care On Last Day: 5
	Avg Performance All CCIs (%)	Provider Performance (%)*	Possible Points (Weight)	Provider Points Earned
OPM Monitoring Reviews				
Annual Comprehensive Reviews	89%	89%	25	22.25
Safety Reviews	95%	93%	15	13.97
Monitoring Sub-Total			40	36.22
CCI Safety Outcomes				
Incidence of Maltreatment	0.11%	No Substantiated Reports	10	10.00
Staff Training	75%	100%	10	10.00
Safety Sub-Total			20	20.00
CCI Permanency Outcomes				
Placement Stability	91%	83%	15	12.45
Permanency Sub-Total			15	12.45
CCI Well-Being Outcomes				
EPSDT Medical Visits	94%	100%	4	4.00
EPSDT Dental Visits	88%	100%	4	4.00
Academic Supports	79%	88%	3	2.64
Provider ECEM Visits	83%	100%	7	7.00
Provider General Contacts	81%	100%	7	7.00
Placements with Siblings	38%	Not Eligible	Not Scored	Not Scored
Placements within Legal County	15%	0%	Not Scored	Not Scored
Well-Being Sub-Total			25	24.64
*Performance calculation descriptions can be found in the FY 2017 RBWO PBP Measurements and Standards Guide.				

Monitoring & Outcomes: Possible Points = 100		Points Earned = 93.31	
Score Before Incentives Credit		93.31%	
Incentives Awarded		8.35 pts	
PBP Verification		N/A pts	
Total Score		101.66%	



DHS, DFCS, Office of Provider Management
Performance-Based Placement Measures
RBWO Provider GA+SCORECARD - CCI
Report Quarter: Q3 FY2017



Provider/Program Name: Chestnut Manor - (581) - CCI

Program Census Information:		# Children in Care During Quarter: 6	# Placements During Quarter: 6	# Children in Care On Last Day: 5
CCI Incentive Credits	Avg Performance All CCIs (Points)	Provider Performance (%)*	Possible Points (Weight)	Provider Points Earned
Early EPSDT Medical Visits		100%	2	2.00
Early EPSDT Dental Visits		100%	2	2.00
Permanency Contacts		7%	5	0.35
Additional Academic Supports		0%	2	0.00
Active Agency Accreditation		0%	4	0.00
Staff Clinical Licensure		0%	5	0.00
Behavior Management (threshold = 0)		100%	4	4.00
Incentives Total	7.73		24	8.35
Maximum total combined incentive credit allowed is 10 points.			Incentives Awarded	8.35

*Performance calculation descriptions can be found in the FY 2017 RBWO PBP Measurements and Standards Guide.

Child Protective Services Investigations and Dispositions

The following investigations data, which is not used for scoring but is considered significant to a provider's performance, is from Georgia SHINES and is not considered final or complete until the end of the fiscal year.

Total Reports:	1	
Number Screened In:	1	
Number Screened Out:	0	
Number Substantiated:	0	
Number Unsubstantiated:	0	
Number Active CPS Investigations:	1	



DHS, DFCS, Office of Provider Management
Performance-Based Placement Measures
RBWO Provider GA+SCORECARD - CCI



Report Quarter: Q3 FY2017

Provider/Program Name: CHRIS 180 Inc. - Dekalb (597) - CCI

2914 Cocklebur Trail, Decatur, GA 30334

Phone: (404) 284-0109

Vendor ID# 35278

Quarterly Scores (Grades)

Q1: 91.49 (A-)

Q2: 95.03 (A)

Q3: 101.60 (A+)

Q4: (N/A)

Current Quarter Score (Grade)

101.60%

(A+)

Program Census Information:

Children in Care During
Quarter: 8

Placements During
Quarter: 8

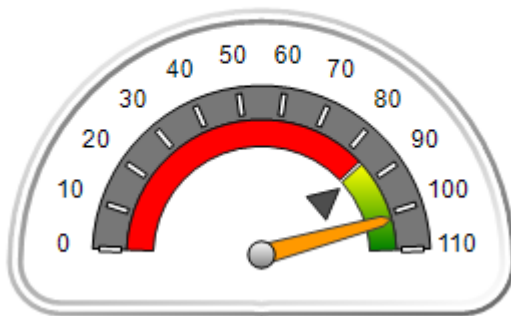
Children in Care On Last
Day: 5

Quarterly Provider Comparisons to All CCIs

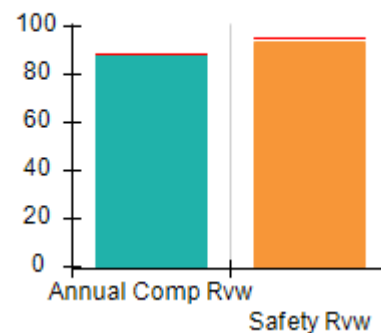


indicates average for all CCIs

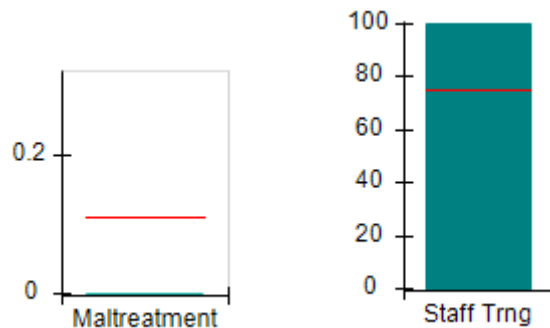
Overall Score (%)



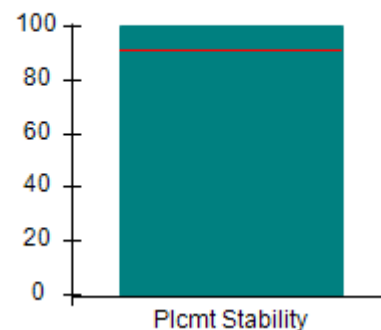
OPM Monitoring Reviews (%)



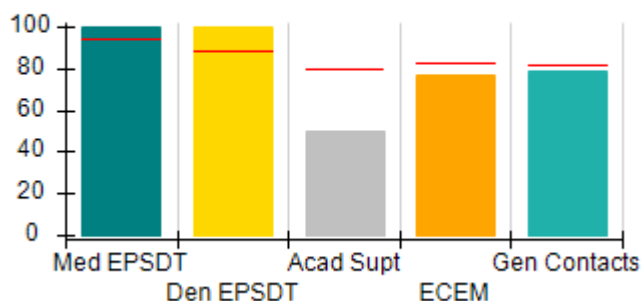
Safety Outcomes (%)



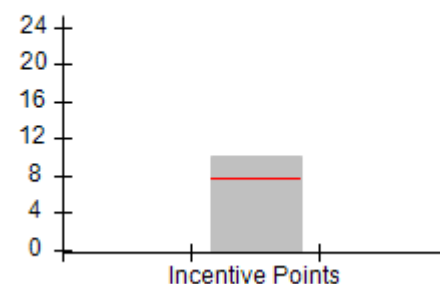
Permanency Outcomes (%)



Well-Being Outcomes (%)



Incentives Earned (Points)





DHS, DFCS, Office of Provider Management
Performance-Based Placement Measures
RBWO Provider GA+SCORECARD - CCI
Report Quarter: Q3 FY2017



Provider/Program Name: CHRIS 180 Inc. - Dekalb (597) - CCI

2914 Cocklebur Trail, Decatur, GA 30334		Quarterly Scores (Grades)		Current Quarter Score (Grade)
Phone: (404) 284-0109		Q1: 91.49 (A-)	Q2: 95.03 (A)	101.60% (A+)
Vendor ID# 35278		Q3: 101.60 (A+)	Q4: (N/A)	
Program Census Information:		# Children in Care During Quarter: 8	# Placements During Quarter: 8	# Children in Care On Last Day: 5
	Avg Performance All CCIs (%)	Provider Performance (%)*	Possible Points (Weight)	Provider Points Earned
OPM Monitoring Reviews				
Annual Comprehensive Reviews	89%	88%	25	22.10
Safety Reviews	95%	94%	15	14.08
Monitoring Sub-Total			40	36.18
CCI Safety Outcomes				
Incidence of Maltreatment	0.11%	No Substantiated Reports	10	10.00
Staff Training	75%	100%	10	10.00
Safety Sub-Total			20	20.00
CCI Permanency Outcomes				
Placement Stability	91%	100%	15	15.00
Permanency Sub-Total			15	15.00
CCI Well-Being Outcomes				
EPSDT Medical Visits	94%	100%	4	4.00
EPSDT Dental Visits	88%	100%	4	4.00
Academic Supports	79%	50%	3	1.50
Provider ECEM Visits	83%	77%	7	5.39
Provider General Contacts	81%	79%	7	5.53
Placements with Siblings	38%	0%	Not Scored	Not Scored
Placements within Legal County	15%	33%	Not Scored	Not Scored
Well-Being Sub-Total			25	20.42
*Performance calculation descriptions can be found in the FY 2017 RBWO PBP Measurements and Standards Guide.				

Monitoring & Outcomes: Possible Points = 100	Points Earned = 91.60
Score Before Incentives Credit	91.60%
Incentives Awarded	10.00 pts
PBP Verification	N/A pts
Total Score	101.60%



DHS, DFCS, Office of Provider Management
Performance-Based Placement Measures
RBWO Provider GA+SCORECARD - CCI
Report Quarter: Q3 FY2017



Provider/Program Name: CHRIS 180 Inc. - Dekalb (597) - CCI

Program Census Information:		# Children in Care During Quarter: 8	# Placements During Quarter: 8	# Children in Care On Last Day: 5
CCI Incentive Credits	Avg Performance All CCIs (Points)	Provider Performance (%)*	Possible Points (Weight)	Provider Points Earned
Early EPSDT Medical Visits		100%	2	2.00
Early EPSDT Dental Visits		100%	2	2.00
Permanency Contacts		0%	5	0.00
Additional Academic Supports		0%	2	0.00
Active Agency Accreditation		50%	4	2.00
Staff Clinical Licensure		0%	5	0.00
Behavior Management (threshold = 0)		100%	4	4.00
Incentives Total	7.73		24	10.00
Maximum total combined incentive credit allowed is 10 points.			Incentives Awarded	10.00

*Performance calculation descriptions can be found in the FY 2017 RBWO PBP Measurements and Standards Guide.

Child Protective Services Investigations and Dispositions

The following investigations data, which is not used for scoring but is considered significant to a provider's performance, is from Georgia SHINES and is not considered final or complete until the end of the fiscal year.

Total Reports:	0	
Number Screened In:	0	
Number Screened Out:	0	
Number Substantiated:	0	
Number Unsubstantiated:	0	
Number Active CPS Investigations:	0	



DHS, DFCS, Office of Provider Management
Performance-Based Placement Measures
RBWO Provider GA+SCORECARD - CCI



Report Quarter: Q3 FY2017

Provider/Program Name: CHRIS 180 Inc. - Douglas (598) - CCI

3819 Chattahoochee Dr., Douglasville, GA
30135

Phone: 404-942-1540

Vendor ID# 35277

Quarterly Scores (Grades)

Q1: 97.53 (A+)

Q2: 93.34 (A-)

Q3: 86.53 (B)

Q4: (N/A)

Current Quarter Score (Grade)

86.53%

(B)

Program Census Information:

Children in Care During
Quarter: 3

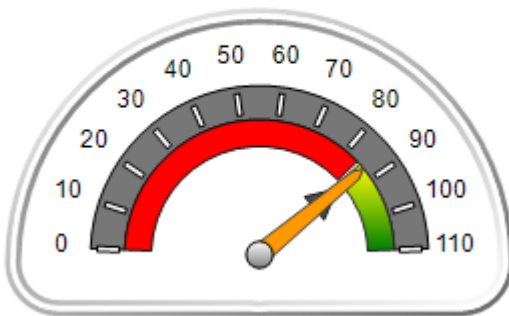
Placements During
Quarter: 3

Children in Care On Last
Day: 2

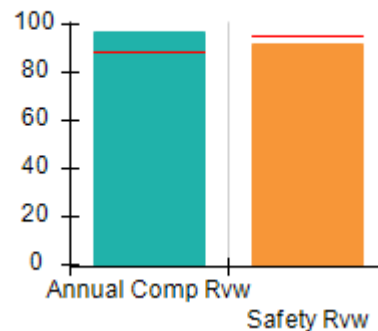
Quarterly Provider Comparisons to All CCIs

▼ — indicates average for all CCIs

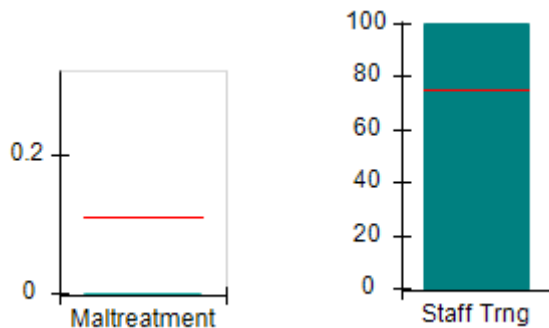
Overall Score (%)



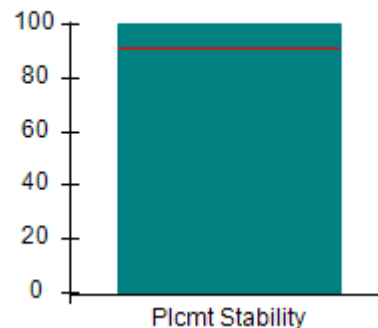
OPM Monitoring Reviews (%)



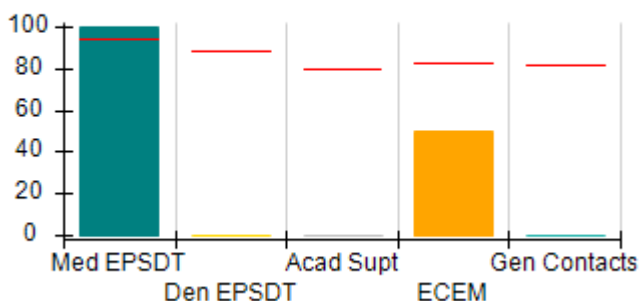
Safety Outcomes (%)



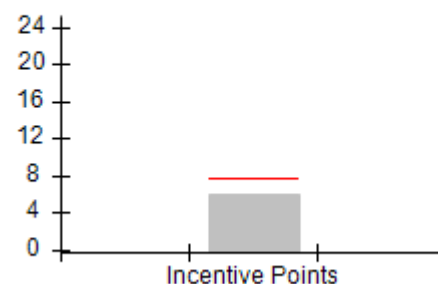
Permanency Outcomes (%)



Well-Being Outcomes (%)



Incentives Earned (Points)





DHS, DFCS, Office of Provider Management
Performance-Based Placement Measures
RBWO Provider GA+SCORECARD - CCI
Report Quarter: Q3 FY2017



Provider/Program Name: CHRIS 180 Inc. - Douglas (598) - CCI

3819 Chattahoochee Dr., Douglasville, GA 30135 Phone: 404-942-1540 Vendor ID# 35277	Quarterly Scores (Grades)		Current Quarter Score (Grade)
	Q1: 97.53 (A+)	Q2: 93.34 (A-)	86.53%
	Q3: 86.53 (B)	Q4: (N/A)	(B)

Program Census Information:	# Children in Care During Quarter: 3	# Placements During Quarter: 3	# Children in Care On Last Day: 2
-----------------------------	--------------------------------------	--------------------------------	-----------------------------------

	Avg Performance All CCIs (%)	Provider Performance (%)*	Possible Points (Weight)	Provider Points Earned
--	-------------------------------------	----------------------------------	---------------------------------	-------------------------------

OPM Monitoring Reviews

Annual Comprehensive Reviews	89%	97%	25	24.27
Safety Reviews	95%	92%	15	13.76
Monitoring Sub-Total			40	38.03

CCI Safety Outcomes

Incidence of Maltreatment	0.11%	No Substantiated Reports	10	10.00
Staff Training	75%	100%	10	10.00
Safety Sub-Total			20	20.00

CCI Permanency Outcomes

Placement Stability	91%	100%	15	15.00
Permanency Sub-Total			15	15.00

CCI Well-Being Outcomes

EPSDT Medical Visits	94%	100%	4	4.00
EPSDT Dental Visits	88%	0%	4	0.00
Academic Supports	79%	0%	3	0.00
Provider ECEM Visits	83%	50%	7	3.50
Provider General Contacts	81%	0%	7	0.00
Placements with Siblings	38%	Not Eligible	Not Scored	Not Scored
Placements within Legal County	15%	0%	Not Scored	Not Scored
Well-Being Sub-Total			25	7.50

*Performance calculation descriptions can be found in the FY 2017 RBWO PBP Measurements and Standards Guide.

Monitoring & Outcomes: Possible Points = 100		Points Earned = 80.53	
Score Before Incentives Credit			80.53%
Incentives Awarded			6.00 pts
PBP Verification			N/A pts
Total Score			86.53%



DHS, DFCS, Office of Provider Management
Performance-Based Placement Measures
RBWO Provider GA+SCORECARD - CCI
Report Quarter: Q3 FY2017



Provider/Program Name: CHRIS 180 Inc. - Douglas (598) - CCI

Program Census Information:		# Children in Care During Quarter: 3	# Placements During Quarter: 3	# Children in Care On Last Day: 2
CCI Incentive Credits	Avg Performance All CCIs (Points)	Provider Performance (%)*	Possible Points (Weight)	Provider Points Earned
Early EPSDT Medical Visits		Not Eligible	2	
Early EPSDT Dental Visits		0%	2	0.00
Permanency Contacts		None Planned	5	
Additional Academic Supports		0%	2	0.00
Active Agency Accreditation		50%	4	2.00
Staff Clinical Licensure		0%	5	0.00
Behavior Management (threshold = 0)		100%	4	4.00
Incentives Total	7.73		24	6.00
Maximum total combined incentive credit allowed is 10 points.			Incentives Awarded	6.00

*Performance calculation descriptions can be found in the FY 2017 RBWO PBP Measurements and Standards Guide.

Child Protective Services Investigations and Dispositions

The following investigations data, which is not used for scoring but is considered significant to a provider's performance, is from Georgia SHINES and is not considered final or complete until the end of the fiscal year.

Total Reports:	0	
Number Screened In:	0	
Number Screened Out:	0	
Number Substantiated:	0	
Number Unsubstantiated:	0	
Number Active CPS Investigations:	0	



DHS, DFCS, Office of Provider Management
Performance-Based Placement Measures
RBWO Provider GA+SCORECARD - CCI



Report Quarter: Q3 FY2017

Provider/Program Name: CHRIS 180 Inc. - Ellenwood (599) - CCI

4489 Northwind Dr., Ellenwood, GA 30294

Phone: 404-212-5035

Vendor ID# 35282

Quarterly Scores (Grades)

Q1: 97.63 (A+)

Q2: 95.66 (A)

Q3: 95.36 (A)

Q4: (N/A)

Current Quarter Score (Grade)

95.36%

(A)

Program Census Information:

Children in Care During
Quarter: 10

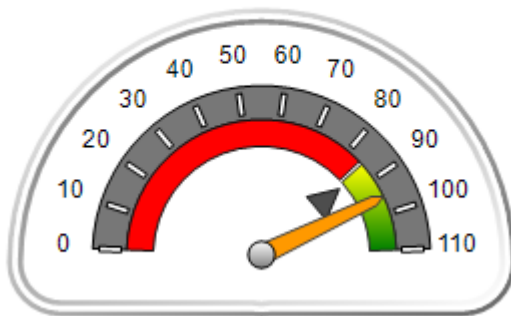
Placements During
Quarter: 10

Children in Care On Last
Day: 6

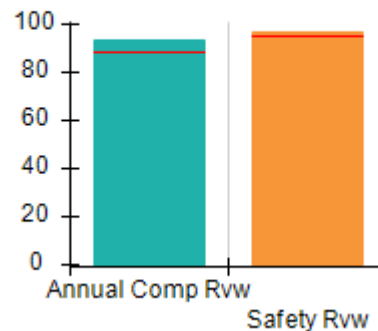
Quarterly Provider Comparisons to All CCIs

▼ indicates average for all CCIs

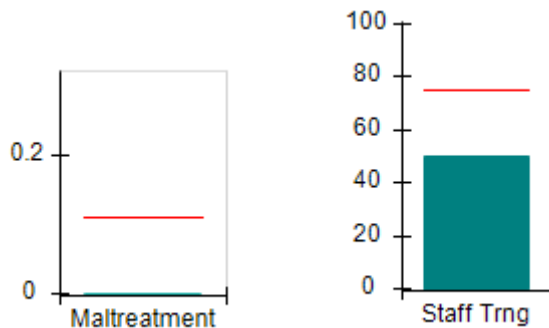
Overall Score (%)



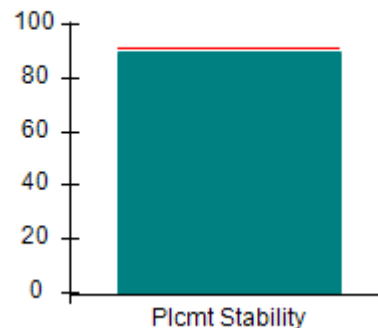
OPM Monitoring Reviews (%)



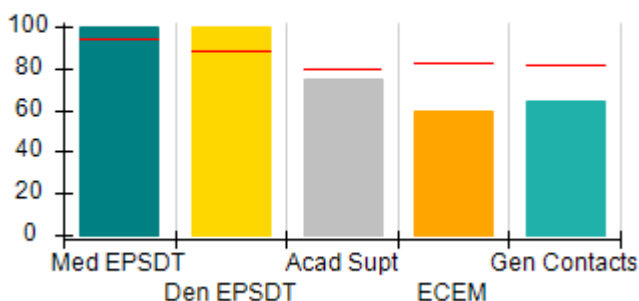
Safety Outcomes (%)



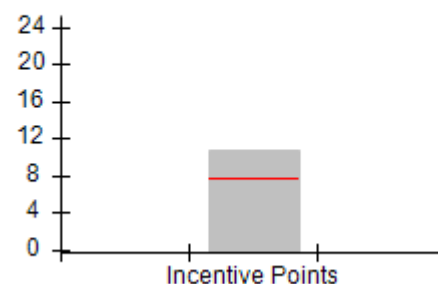
Permanency Outcomes (%)



Well-Being Outcomes (%)



Incentives Earned (Points)





DHS, DFCS, Office of Provider Management
Performance-Based Placement Measures
RBWO Provider GA+SCORECARD - CCI
Report Quarter: Q3 FY2017



Provider/Program Name: CHRIS 180 Inc. - Ellenwood (599) - CCI

4489 Northwind Dr., Ellenwood, GA 30294 Phone: 404-212-5035 Vendor ID# 35282		Quarterly Scores (Grades)		Current Quarter Score (Grade)
		Q1: 97.63 (A+)	Q2: 95.66 (A)	95.36%
		Q3: 95.36 (A)	Q4: (N/A)	(A)
Program Census Information:		# Children in Care During Quarter: 10	# Placements During Quarter: 10	# Children in Care On Last Day: 6
	Avg Performance All CCIs (%)	Provider Performance (%)*	Possible Points (Weight)	Provider Points Earned
OPM Monitoring Reviews				
Annual Comprehensive Reviews	89%	94%	25	23.38
Safety Reviews	95%	97%	15	14.55
Monitoring Sub-Total			40	37.93
CCI Safety Outcomes				
Incidence of Maltreatment	0.11%	No Substantiated Reports	10	10.00
Staff Training	75%	50%	10	5.00
Safety Sub-Total			20	15.00
CCI Permanency Outcomes				
Placement Stability	91%	90%	15	13.50
Permanency Sub-Total			15	13.50
CCI Well-Being Outcomes				
EPSDT Medical Visits	94%	100%	4	4.00
EPSDT Dental Visits	88%	100%	4	4.00
Academic Supports	79%	75%	3	2.25
Provider ECEM Visits	83%	60%	7	4.20
Provider General Contacts	81%	64%	7	4.48
Placements with Siblings	38%	Not Eligible	Not Scored	Not Scored
Placements within Legal County	15%	0%	Not Scored	Not Scored
Well-Being Sub-Total			25	18.93

*Performance calculation descriptions can be found in the FY 2017 RBWO PBP Measurements and Standards Guide.

Monitoring & Outcomes: Possible Points = 100		Points Earned = 85.36	
Score Before Incentives Credit			85.36%
Incentives Awarded			10.00 pts
PBP Verification			N/A pts
Total Score			95.36%



DHS, DFCS, Office of Provider Management
Performance-Based Placement Measures
RBWO Provider GA+SCORECARD - CCI
Report Quarter: Q3 FY2017



Provider/Program Name: CHRIS 180 Inc. - Ellenwood (599) - CCI

Program Census Information:		# Children in Care During Quarter: 10	# Placements During Quarter: 10	# Children in Care On Last Day: 6
CCI Incentive Credits	Avg Performance All CCIs (Points)	Provider Performance (%)*	Possible Points (Weight)	Provider Points Earned
Early EPSDT Medical Visits		100%	2	2.00
Early EPSDT Dental Visits		100%	2	2.00
Permanency Contacts		0%	5	0.00
Additional Academic Supports		40%	2	0.80
Active Agency Accreditation		50%	4	2.00
Staff Clinical Licensure		0%	5	0.00
Behavior Management (threshold = 0)		100%	4	4.00
Incentives Total	7.73		24	10.80
Maximum total combined incentive credit allowed is 10 points.			Incentives Awarded	10.00

*Performance calculation descriptions can be found in the FY 2017 RBWO PBP Measurements and Standards Guide.

Child Protective Services Investigations and Dispositions

The following investigations data, which is not used for scoring but is considered significant to a provider's performance, is from Georgia SHINES and is not considered final or complete until the end of the fiscal year.

Total Reports:	3	
Number Screened In:	1	
Number Screened Out:	2	
Number Substantiated:	0	
Number Unsubstantiated:	0	
Number Active CPS Investigations:	1	



DHS, DFCS, Office of Provider Management
Performance-Based Placement Measures
RBWO Provider GA+SCORECARD - CCI



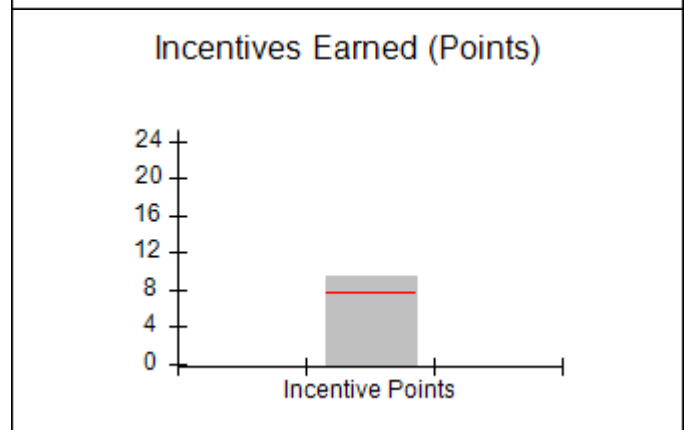
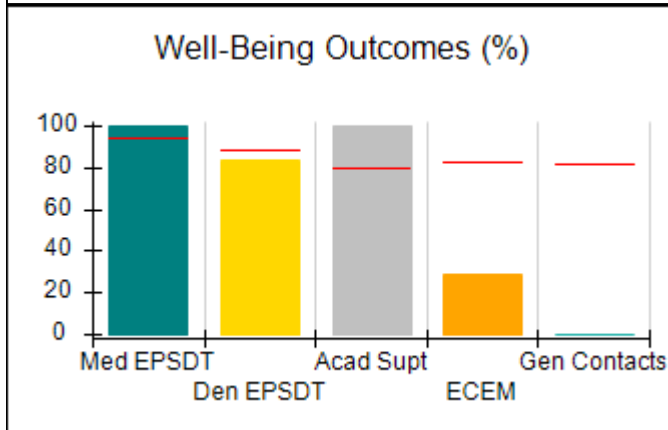
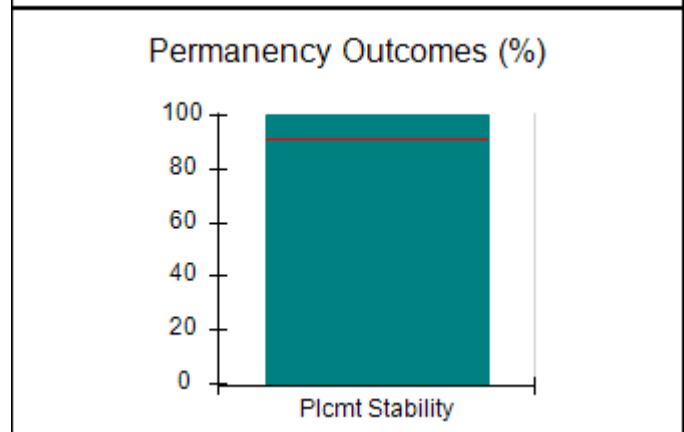
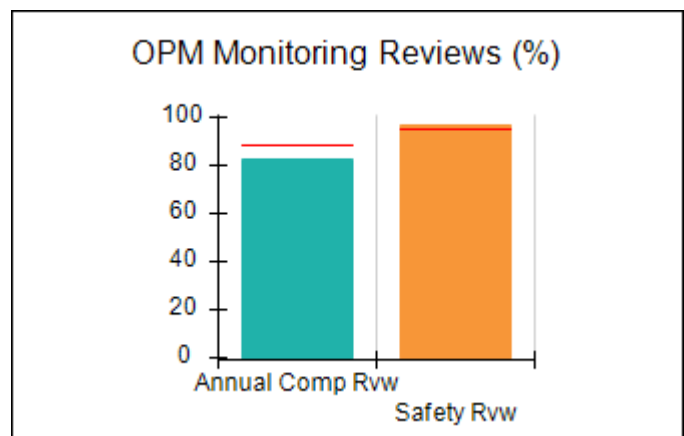
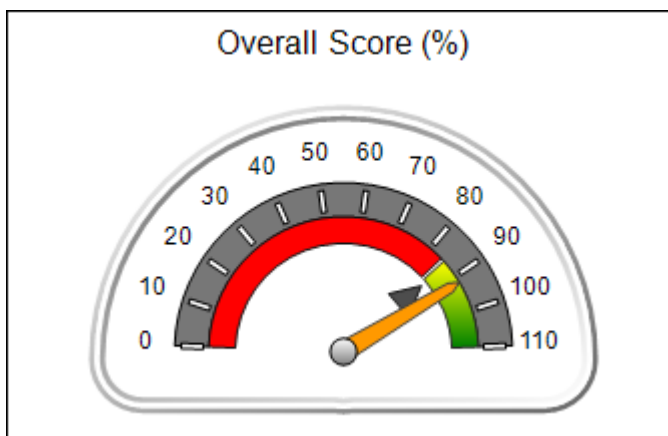
Report Quarter: Q3 FY2017

Provider/Program Name: CHRIS 180 Inc. - Fulton (601) - CCI

3686 Calmer Circle, East Point, GA 30344 Phone: (404) 768-4527 Vendor ID# 35281	Quarterly Scores (Grades)		Current Quarter Score (Grade)
	Q1: 96.34 (A)	Q2: 98.91 (A+)	91.95% (A-)
	Q3: 91.95 (A-)	Q4: (N/A)	
Program Census Information:	# Children in Care During Quarter: 7	# Placements During Quarter: 7	# Children in Care On Last Day: 5

Quarterly Provider Comparisons to All CCIs

▼ — indicates average for all CCIs





DHS, DFCS, Office of Provider Management
Performance-Based Placement Measures
RBWO Provider GA+SCORECARD - CCI
Report Quarter: Q3 FY2017



Provider/Program Name: CHRIS 180 Inc. - Fulton (601) - CCI

3686 Calmer Circle, East Point, GA 30344 Phone: (404) 768-4527 Vendor ID# 35281		Quarterly Scores (Grades)		Current Quarter Score (Grade)
		Q1: 96.34 (A)	Q2: 98.91 (A+)	91.95%
		Q3: 91.95 (A-)	Q4: (N/A)	(A-)
Program Census Information:		# Children in Care During Quarter: 7	# Placements During Quarter: 7	# Children in Care On Last Day: 5
	Avg Performance All CCIs (%)	Provider Performance (%)*	Possible Points (Weight)	Provider Points Earned
OPM Monitoring Reviews				
Annual Comprehensive Reviews	89%	82%	25	20.57
Safety Reviews	95%	97%	15	14.53
Monitoring Sub-Total			40	35.10
CCI Safety Outcomes				
Incidence of Maltreatment	0.11%	No Substantiated Reports	10	10.00
Staff Training	75%	100%	10	10.00
Safety Sub-Total			20	20.00
CCI Permanency Outcomes				
Placement Stability	91%	100%	15	15.00
Permanency Sub-Total			15	15.00
CCI Well-Being Outcomes				
EPSDT Medical Visits	94%	100%	4	4.00
EPSDT Dental Visits	88%	83%	4	3.32
Academic Supports	79%	100%	3	3.00
Provider ECEM Visits	83%	29%	7	2.03
Provider General Contacts	81%	0%	7	0.00
Placements with Siblings	38%	0%	Not Scored	Not Scored
Placements within Legal County	15%	0%	Not Scored	Not Scored
Well-Being Sub-Total			25	12.35

*Performance calculation descriptions can be found in the FY 2017 RBWO PBP Measurements and Standards Guide.

Monitoring & Outcomes: Possible Points = 100		Points Earned = 82.45	
Score Before Incentives Credit		82.45%	
Incentives Awarded		9.50 pts	
PBP Verification		N/A pts	
Total Score		91.95%	



DHS, DFCS, Office of Provider Management
Performance-Based Placement Measures
RBWO Provider GA+SCORECARD - CCI
Report Quarter: Q3 FY2017



Provider/Program Name: CHRIS 180 Inc. - Fulton (601) - CCI

Program Census Information:		# Children in Care During Quarter: 7	# Placements During Quarter: 7	# Children in Care On Last Day: 5
CCI Incentive Credits	Avg Performance All CCIs (Points)	Provider Performance (%)*	Possible Points (Weight)	Provider Points Earned
Early EPSDT Medical Visits		100%	2	2.00
Early EPSDT Dental Visits		75%	2	1.50
Permanency Contacts		None Planned	5	
Additional Academic Supports		0%	2	0.00
Active Agency Accreditation		50%	4	2.00
Staff Clinical Licensure		0%	5	0.00
Behavior Management (threshold = 0)		100%	4	4.00
Incentives Total	7.73		24	9.50
Maximum total combined incentive credit allowed is 10 points.			Incentives Awarded	9.50

*Performance calculation descriptions can be found in the FY 2017 RBWO PBP Measurements and Standards Guide.

Child Protective Services Investigations and Dispositions

The following investigations data, which is not used for scoring but is considered significant to a provider's performance, is from Georgia SHINES and is not considered final or complete until the end of the fiscal year.

Total Reports:	0	
Number Screened In:	0	
Number Screened Out:	0	
Number Substantiated:	0	
Number Unsubstantiated:	0	
Number Active CPS Investigations:	0	



DHS, DFCS, Office of Provider Management
Performance-Based Placement Measures
RBWO Provider GA+SCORECARD - CCI



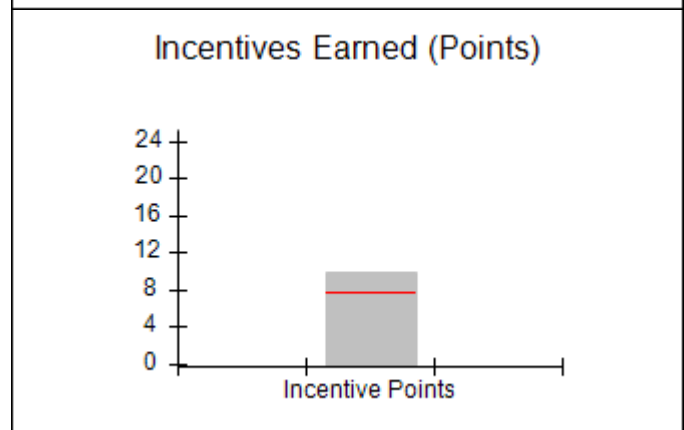
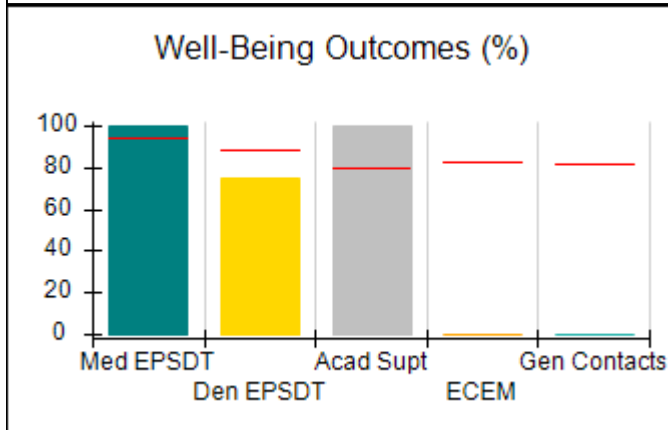
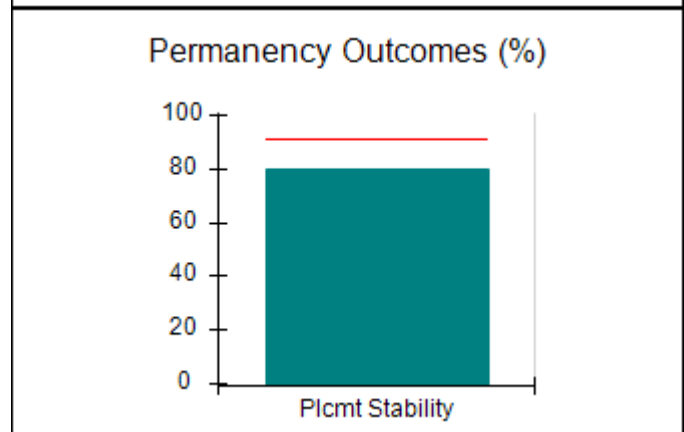
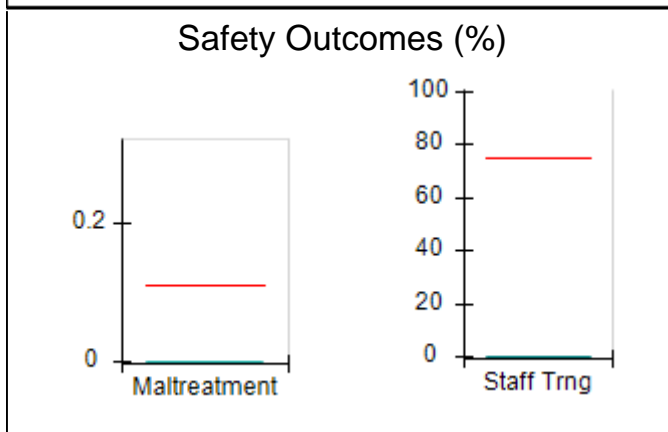
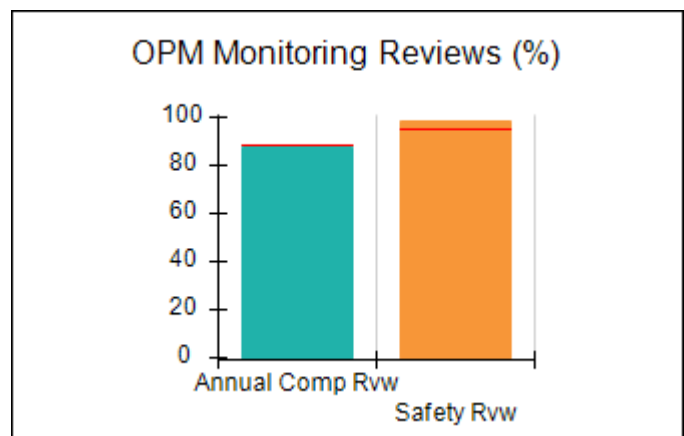
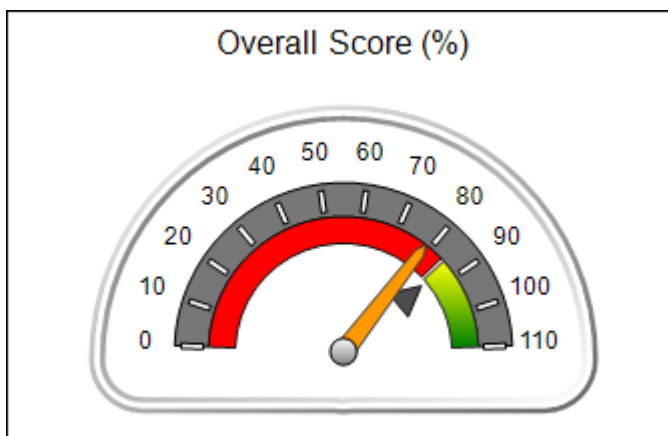
Report Quarter: Q3 FY2017

Provider/Program Name: CHRIS 180 Inc. - Gwinnett (602) - CCI

2552 Poplar St., Snellville, GA 30078 Phone: 770-978-3549 Vendor ID# 35280	Quarterly Scores (Grades)		Current Quarter Score (Grade)
	Q1: 85.93 (B)	Q2: 94.24 (A)	78.56%
	Q3: 78.56 (C+)	Q4: (N/A)	(C+)
Program Census Information:	# Children in Care During Quarter: 5	# Placements During Quarter: 5	# Children in Care On Last Day: 4

Quarterly Provider Comparisons to All CCIs

▼ — indicates average for all CCIs





DHS, DFCS, Office of Provider Management
Performance-Based Placement Measures
RBWO Provider GA+SCORECARD - CCI



Report Quarter: Q3 FY2017

Provider/Program Name: CHRIS 180 Inc. - Gwinnett (602) - CCI

2552 Poplar St., Snellville, GA 30078

Phone: 770-978-3549

Vendor ID# 35280

Quarterly Scores (Grades)

**Current Quarter Score
(Grade)**

Q1: 85.93 (B)

Q2: 94.24 (A)

78.56%

Q3: 78.56 (C+)

Q4: (N/A)

(C+)

Program Census Information:

Children in Care During
Quarter: 5

Placements During
Quarter: 5

Children in Care On
Last Day: 4

**Avg
Performance All
CCIs (%)**

**Provider
Performance (%)***

**Possible Points
(Weight)**

**Provider Points
Earned**

OPM Monitoring Reviews

Annual Comprehensive Reviews	89%	88%	25	22.00
Safety Reviews	95%	99%	15	14.78
Monitoring Sub-Total			40	36.78

CCI Safety Outcomes

Incidence of Maltreatment	0.11%	No Substantiated Reports	10	10.00
Staff Training	75%	0%	10	0.00
Safety Sub-Total			20	10.00

CCI Permanency Outcomes

Placement Stability	91%	80%	15	12.00
Permanency Sub-Total			15	12.00

CCI Well-Being Outcomes

EPSDT Medical Visits	94%	100%	4	4.00
EPSDT Dental Visits	88%	75%	4	3.00
Academic Supports	79%	100%	3	3.00
Provider ECEM Visits	83%	0%	7	0.00
Provider General Contacts	81%	0%	7	0.00
Placements with Siblings	38%	0%	Not Scored	Not Scored
Placements within Legal County	15%	50%	Not Scored	Not Scored
Well-Being Sub-Total			25	10.00

*Performance calculation descriptions can be found in the FY 2017 RBWO PBP Measurements and Standards Guide.

Monitoring & Outcomes: Possible Points = 100

Points Earned = 68.78

Score Before Incentives Credit

68.78%

Incentives Awarded

9.78 pts

PBP Verification

N/A pts

Total Score

78.56%



DHS, DFCS, Office of Provider Management
Performance-Based Placement Measures
RBWO Provider GA+SCORECARD - CCI
Report Quarter: Q3 FY2017



Provider/Program Name: CHRIS 180 Inc. - Gwinnett (602) - CCI

Program Census Information:		# Children in Care During Quarter: 5	# Placements During Quarter: 5	# Children in Care On Last Day: 4
CCI Incentive Credits	Avg Performance All CCIs (Points)	Provider Performance (%)*	Possible Points (Weight)	Provider Points Earned
Early EPSDT Medical Visits		100%	2	2.00
Early EPSDT Dental Visits		0%	2	0.00
Permanency Contacts		0%	5	0.00
Additional Academic Supports		89%	2	1.78
Active Agency Accreditation		50%	4	2.00
Staff Clinical Licensure		0%	5	0.00
Behavior Management (threshold = 0)		100%	4	4.00
Incentives Total	7.73		24	9.78
Maximum total combined incentive credit allowed is 10 points.			Incentives Awarded	9.78

*Performance calculation descriptions can be found in the FY 2017 RBWO PBP Measurements and Standards Guide.

Child Protective Services Investigations and Dispositions

The following investigations data, which is not used for scoring but is considered significant to a provider's performance, is from Georgia SHINES and is not considered final or complete until the end of the fiscal year.

Total Reports:	1	
Number Screened In:	0	
Number Screened Out:	1	
Number Substantiated:	0	
Number Unsubstantiated:	0	
Number Active CPS Investigations:	0	



DHS, DFCS, Office of Provider Management
Performance-Based Placement Measures
RBWO Provider GA+SCORECARD - CCI



Report Quarter: Q3 FY2017

Provider/Program Name: CHRIS 180 Inc. - Rock Shadow (617) - CCI

568 Rock Shadow Ct., Stone Mountain, GA 30087

Phone: (404) 498-2002

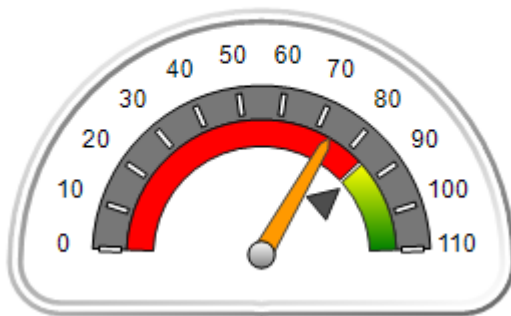
Vendor ID# 53058

	Quarterly Scores (Grades)		Current Quarter Score (Grade)
	Q1: 87.26 (B+)	Q2: 96.49 (A)	73.81% (C-)
	Q3: 73.81 (C-)	Q4: (N/A)	
Program Census Information:	# Children in Care During Quarter: 7	# Placements During Quarter: 7	# Children in Care On Last Day: 5

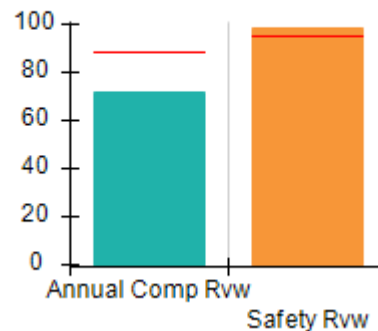
Quarterly Provider Comparisons to All CCIs

▼ — indicates average for all CCIs

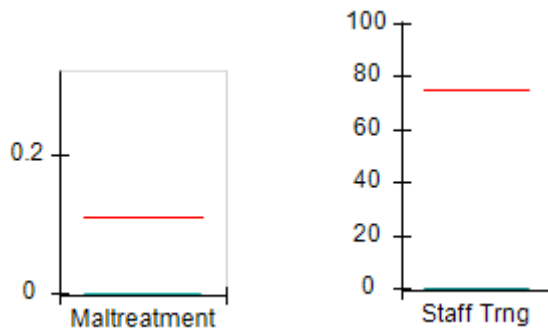
Overall Score (%)



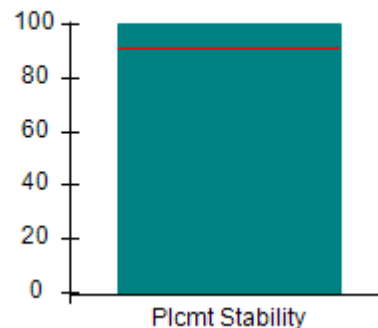
OPM Monitoring Reviews (%)



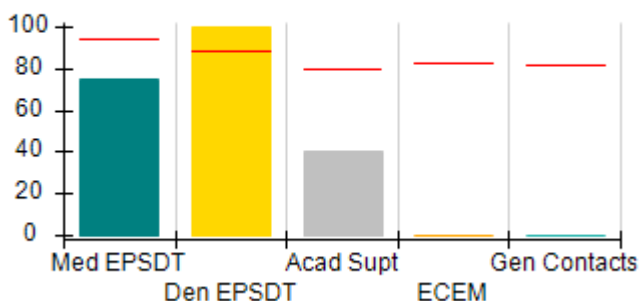
Safety Outcomes (%)



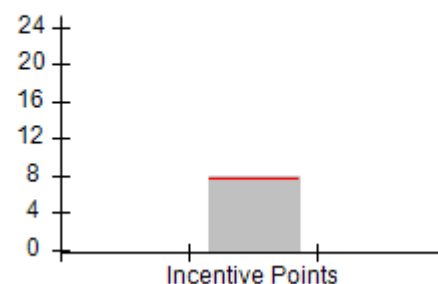
Permanency Outcomes (%)



Well-Being Outcomes (%)



Incentives Earned (Points)





DHS, DFCS, Office of Provider Management
Performance-Based Placement Measures
RBWO Provider GA+SCORECARD - CCI
Report Quarter: Q3 FY2017



Provider/Program Name: CHRIS 180 Inc. - Rock Shadow (617) - CCI

568 Rock Shadow Ct., Stone Mountain, GA 30087 Phone: (404) 498-2002 Vendor ID# 53058	Quarterly Scores (Grades)		Current Quarter Score (Grade)
	Q1: 87.26 (B+)	Q2: 96.49 (A)	73.81% (C-)
	Q3: 73.81 (C-)	Q4: (N/A)	

Program Census Information:	# Children in Care During Quarter: 7	# Placements During Quarter: 7	# Children in Care On Last Day: 5
-----------------------------	--------------------------------------	--------------------------------	-----------------------------------

	Avg Performance All CCIs (%)	Provider Performance (%)*	Possible Points (Weight)	Provider Points Earned
--	------------------------------	---------------------------	--------------------------	------------------------

OPM Monitoring Reviews

Annual Comprehensive Reviews	89%	71%	25	17.85
Safety Reviews	95%	98%	15	14.76
Monitoring Sub-Total			40	32.61

CCI Safety Outcomes

Incidence of Maltreatment	0.11%	No Substantiated Reports	10	10.00
Staff Training	75%	0%	10	0.00
Safety Sub-Total			20	10.00

CCI Permanency Outcomes

Placement Stability	91%	100%	15	15.00
Permanency Sub-Total			15	15.00

CCI Well-Being Outcomes

EPSDT Medical Visits	94%	75%	4	3.00
EPSDT Dental Visits	88%	100%	4	4.00
Academic Supports	79%	40%	3	1.20
Provider ECEM Visits	83%	0%	7	0.00
Provider General Contacts	81%	0%	7	0.00
Placements with Siblings	38%	0%	Not Scored	Not Scored
Placements within Legal County	15%	0%	Not Scored	Not Scored
Well-Being Sub-Total			25	8.20

*Performance calculation descriptions can be found in the FY 2017 RBWO PBP Measurements and Standards Guide.

Monitoring & Outcomes: Possible Points = 100	Points Earned = 65.81
Score Before Incentives Credit	65.81%
Incentives Awarded	8.00 pts
PBP Verification	N/A pts
Total Score	73.81%



DHS, DFCS, Office of Provider Management
Performance-Based Placement Measures
RBWO Provider GA+SCORECARD - CCI
Report Quarter: Q3 FY2017



Provider/Program Name: CHRIS 180 Inc. - Rock Shadow (617) - CCI

Program Census Information:		# Children in Care During Quarter: 7	# Placements During Quarter: 7	# Children in Care On Last Day: 5
CCI Incentive Credits	Avg Performance All CCIs (Points)	Provider Performance (%)*	Possible Points (Weight)	Provider Points Earned
Early EPSDT Medical Visits		0%	2	0.00
Early EPSDT Dental Visits		100%	2	2.00
Permanency Contacts		0%	5	0.00
Additional Academic Supports		0%	2	0.00
Active Agency Accreditation		50%	4	2.00
Staff Clinical Licensure		0%	5	0.00
Behavior Management (threshold = 0)		100%	4	4.00
Incentives Total	7.73		24	8.00
Maximum total combined incentive credit allowed is 10 points.			Incentives Awarded	8.00

*Performance calculation descriptions can be found in the FY 2017 RBWO PBP Measurements and Standards Guide.

Child Protective Services Investigations and Dispositions

The following investigations data, which is not used for scoring but is considered significant to a provider's performance, is from Georgia SHINES and is not considered final or complete until the end of the fiscal year.

Total Reports:	0	
Number Screened In:	0	
Number Screened Out:	0	
Number Substantiated:	0	
Number Unsubstantiated:	0	
Number Active CPS Investigations:	0	



DHS, DFCS, Office of Provider Management
Performance-Based Placement Measures
RBWO Provider GA+SCORECARD - CCI



Report Quarter: Q3 FY2017

Provider/Program Name: CHRIS 180 Inc. - Sherwood (604) - CCI

569 Sherwood Greens, Stone Mountain, GA 30087

Phone: (770) 879-7319

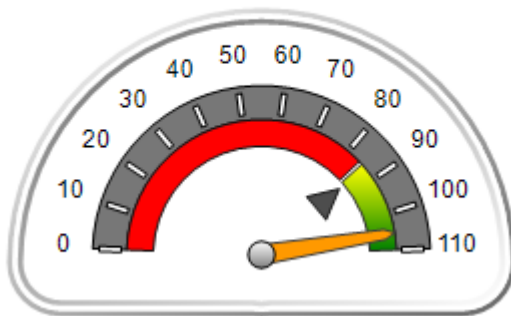
Vendor ID# 53060

Quarterly Scores (Grades)		Current Quarter Score (Grade)
Q1: 100.11 (A+)	Q2: 100.35 (A+)	105.46% (A+)
Q3: 105.46 (A+)	Q4: (N/A)	
Program Census Information:	# Children in Care During Quarter: 10	# Placements During Quarter: 10
		# Children in Care On Last Day: 6

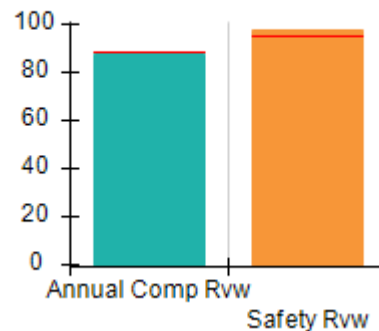
Quarterly Provider Comparisons to All CCIs

▼ — indicates average for all CCIs

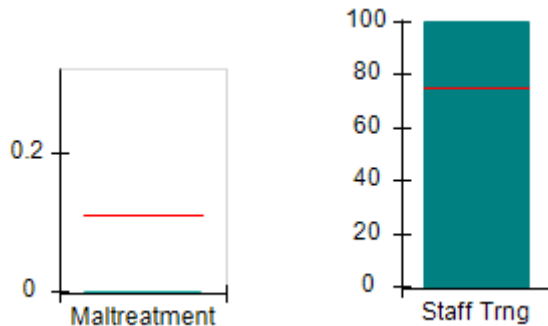
Overall Score (%)



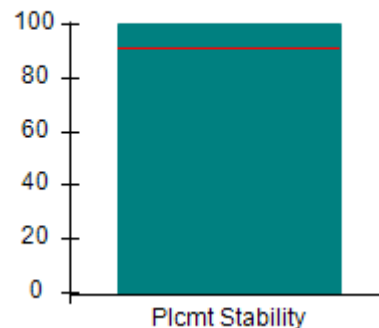
OPM Monitoring Reviews (%)



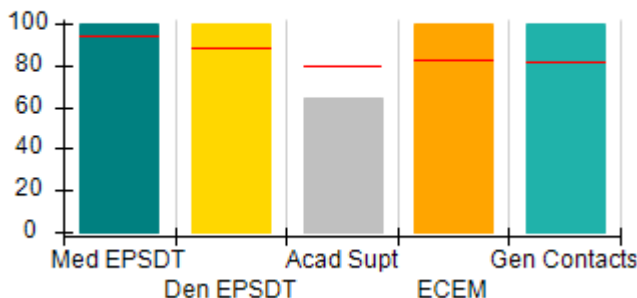
Safety Outcomes (%)



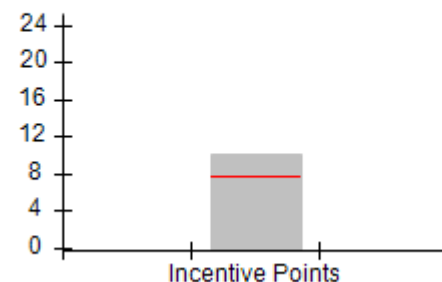
Permanency Outcomes (%)



Well-Being Outcomes (%)



Incentives Earned (Points)





DHS, DFCS, Office of Provider Management
Performance-Based Placement Measures
RBWO Provider GA+SCORECARD - CCI



Report Quarter: Q3 FY2017

Provider/Program Name: CHRIS 180 Inc. - Sherwood (604) - CCI

569 Sherwood Greens, Stone Mountain, GA 30087

Phone: (770) 879-7319

Vendor ID# 53060

Quarterly Scores (Grades)

**Current Quarter Score
(Grade)**

Q1: 100.11 (A+)

Q2: 100.35 (A+)

105.46%

Q3: 105.46 (A+)

Q4: (N/A)

(A+)

Program Census Information:

Children in Care During
Quarter: 10

Placements During
Quarter: 10

Children in Care On
Last Day: 6

**Avg
Performance All
CCIs (%)**

**Provider
Performance (%)***

**Possible Points
(Weight)**

**Provider Points
Earned**

OPM Monitoring Reviews

Annual Comprehensive Reviews	89%	88%	25	21.90
Safety Reviews	95%	98%	15	14.64
Monitoring Sub-Total			40	36.54

CCI Safety Outcomes

Incidence of Maltreatment	0.11%	No Substantiated Reports	10	10.00
Staff Training	75%	100%	10	10.00
Safety Sub-Total			20	20.00

CCI Permanency Outcomes

Placement Stability	91%	100%	15	15.00
Permanency Sub-Total			15	15.00

CCI Well-Being Outcomes

EPSDT Medical Visits	94%	100%	4	4.00
EPSDT Dental Visits	88%	100%	4	4.00
Academic Supports	79%	64%	3	1.92
Provider ECEM Visits	83%	100%	7	7.00
Provider General Contacts	81%	100%	7	7.00
Placements with Siblings	38%	Not Eligible	Not Scored	Not Scored
Placements within Legal County	15%	0%	Not Scored	Not Scored
Well-Being Sub-Total			25	23.92

*Performance calculation descriptions can be found in the FY 2017 RBWO PBP Measurements and Standards Guide.

Monitoring & Outcomes: Possible Points = 100

Points Earned = 95.46

Score Before Incentives Credit

95.46%

Incentives Awarded

10.00 pts

PBP Verification

N/A pts

Total Score

105.46%



DHS, DFCS, Office of Provider Management
Performance-Based Placement Measures
RBWO Provider GA+SCORECARD - CCI
Report Quarter: Q3 FY2017



Provider/Program Name: CHRIS 180 Inc. - Sherwood (604) - CCI

Program Census Information:		# Children in Care During Quarter: 10	# Placements During Quarter: 10	# Children in Care On Last Day: 6
CCI Incentive Credits	Avg Performance All CCIs (Points)	Provider Performance (%)*	Possible Points (Weight)	Provider Points Earned
Early EPSDT Medical Visits		100%	2	2.00
Early EPSDT Dental Visits		100%	2	2.00
Permanency Contacts		0%	5	0.00
Additional Academic Supports		0%	2	0.00
Active Agency Accreditation		50%	4	2.00
Staff Clinical Licensure		0%	5	0.00
Behavior Management (threshold = 0)		100%	4	4.00
Incentives Total	7.73		24	10.00
Maximum total combined incentive credit allowed is 10 points.			Incentives Awarded	10.00

*Performance calculation descriptions can be found in the FY 2017 RBWO PBP Measurements and Standards Guide.

Child Protective Services Investigations and Dispositions

The following investigations data, which is not used for scoring but is considered significant to a provider's performance, is from Georgia SHINES and is not considered final or complete until the end of the fiscal year.

Total Reports:	2
Number Screened In:	2
Number Screened Out:	0
Number Substantiated:	0
Number Unsubstantiated:	0
Number Active CPS Investigations:	2



DHS, DFCS, Office of Provider Management
Performance-Based Placement Measures
RBWO Provider GA+SCORECARD - CCI



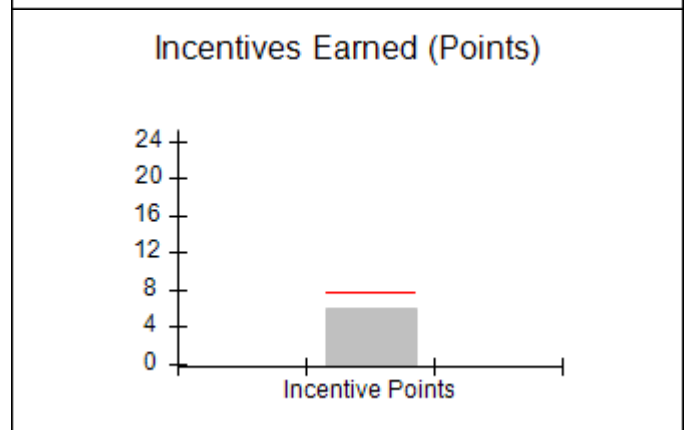
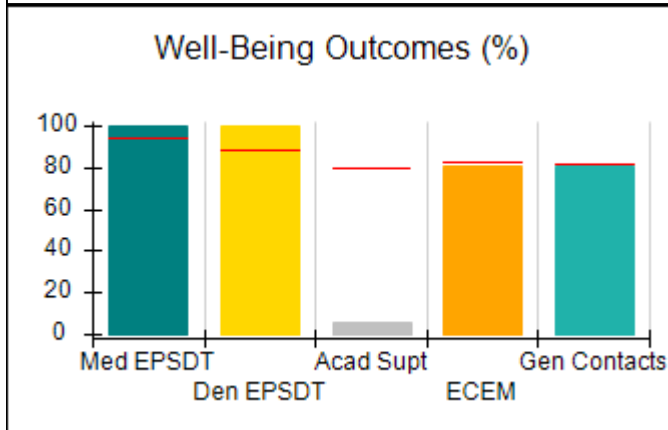
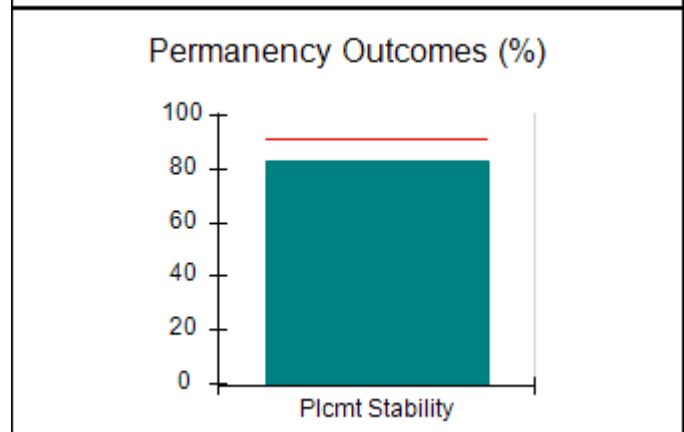
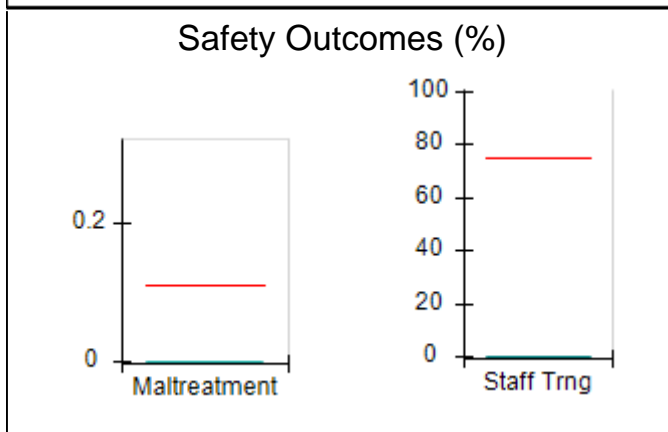
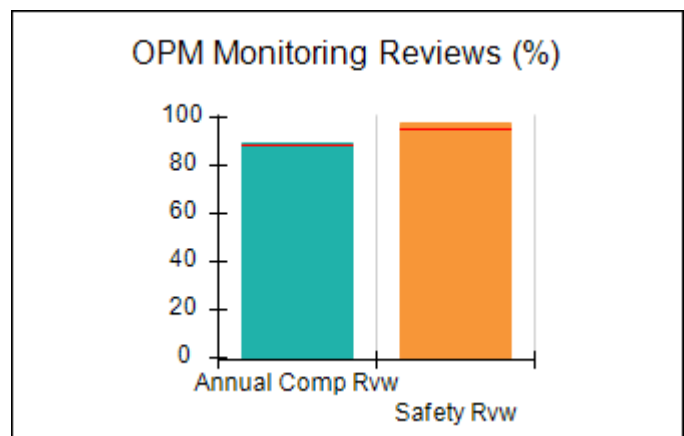
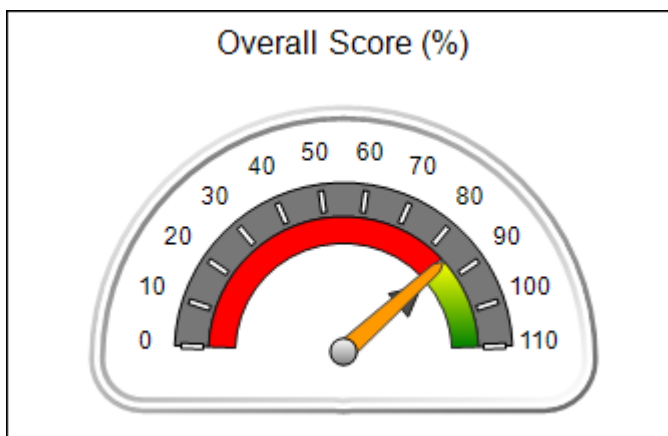
Report Quarter: Q3 FY2017

Provider/Program Name: CHRIS 180 Inc. - Stephenson (605) - CCI

505 Stephenson Rd., Stone Mountain, GA 30087 Phone: (770) 413-0741 Vendor ID# 53061	Quarterly Scores (Grades)		Current Quarter Score (Grade)
	Q1: 99.56 (A+)	Q2: 103.77 (A+)	85.02% (B)
	Q3: 85.02 (B)	Q4: (N/A)	
Program Census Information:	# Children in Care During Quarter: 6	# Placements During Quarter: 6	# Children in Care On Last Day: 5

Quarterly Provider Comparisons to All CCIs

▼ — indicates average for all CCIs





DHS, DFCS, Office of Provider Management
Performance-Based Placement Measures
RBWO Provider GA+SCORECARD - CCI



Report Quarter: Q3 FY2017

Provider/Program Name: CHRIS 180 Inc. - Stephenson (605) - CCI

505 Stephenson Rd., Stone Mountain, GA 30087

Phone: (770) 413-0741

Vendor ID# 53061

Quarterly Scores (Grades)

Q1: 99.56 (A+)

Q2: 103.77 (A+)

Q3: 85.02 (B)

Q4: (N/A)

Current Quarter Score (Grade)

85.02%
(B)

Program Census Information:

Children in Care During Quarter: 6

Placements During Quarter: 6

Children in Care On Last Day: 5

**Avg
Performance All
CCIs (%)**

**Provider
Performance (%)***

**Possible Points
(Weight)**

**Provider Points
Earned**

OPM Monitoring Reviews

Annual Comprehensive Reviews	89%	89%	25	22.37
Safety Reviews	95%	98%	15	14.69
Monitoring Sub-Total			40	37.05

CCI Safety Outcomes

Incidence of Maltreatment	0.11%	No Substantiated Reports	10	10.00
Staff Training	75%	0%	10	0.00
Safety Sub-Total			20	10.00

CCI Permanency Outcomes

Placement Stability	91%	83%	15	12.45
Permanency Sub-Total			15	12.45

CCI Well-Being Outcomes

EPSDT Medical Visits	94%	100%	4	4.00
EPSDT Dental Visits	88%	100%	4	4.00
Academic Supports	79%	6%	3	0.18
Provider ECEM Visits	83%	81%	7	5.67
Provider General Contacts	81%	81%	7	5.67
Placements with Siblings	38%	0%	Not Scored	Not Scored
Placements within Legal County	15%	Not Eligible	Not Scored	Not Scored
Well-Being Sub-Total			25	19.52

*Performance calculation descriptions can be found in the FY 2017 RBWO PBP Measurements and Standards Guide.

Monitoring & Outcomes: Possible Points = 100

Points Earned = 79.02

Score Before Incentives Credit

79.02%

Incentives Awarded

6.00 pts

PBP Verification

N/A pts

Total Score

85.02%



DHS, DFCS, Office of Provider Management
Performance-Based Placement Measures
RBWO Provider GA+SCORECARD - CCI
Report Quarter: Q3 FY2017



Provider/Program Name: CHRIS 180 Inc. - Stephenson (605) - CCI

Program Census Information:		# Children in Care During Quarter: 6	# Placements During Quarter: 6	# Children in Care On Last Day: 5
CCI Incentive Credits	Avg Performance All CCIs (Points)	Provider Performance (%)*	Possible Points (Weight)	Provider Points Earned
Early EPSDT Medical Visits		Not Eligible	2	
Early EPSDT Dental Visits		Not Eligible	2	
Permanency Contacts		0%	5	0.00
Additional Academic Supports		0%	2	0.00
Active Agency Accreditation		50%	4	2.00
Staff Clinical Licensure		0%	5	0.00
Behavior Management (threshold = 0)		100%	4	4.00
Incentives Total	7.73		24	6.00
Maximum total combined incentive credit allowed is 10 points.			Incentives Awarded	6.00

*Performance calculation descriptions can be found in the FY 2017 RBWO PBP Measurements and Standards Guide.

Child Protective Services Investigations and Dispositions

The following investigations data, which is not used for scoring but is considered significant to a provider's performance, is from Georgia SHINES and is not considered final or complete until the end of the fiscal year.

Total Reports:	1	
Number Screened In:	0	
Number Screened Out:	1	
Number Substantiated:	0	
Number Unsubstantiated:	0	
Number Active CPS Investigations:	0	



DHS, DFCS, Office of Provider Management
Performance-Based Placement Measures
RBWO Provider GA+SCORECARD - CCI



Report Quarter: Q3 FY2017

Provider/Program Name: Christian City Home for Children - (585) - CCI

7345 Red Oak Rd., Union City, GA 30291

Phone: 770-964-3309

Vendor ID# 35284

Quarterly Scores (Grades)

Q1: 100.45 (A+)

Q2: 102.41 (A+)

Q3: 99.38 (A+)

Q4: (N/A)

Current Quarter Score (Grade)

99.38%

(A+)

Program Census Information:

Children in Care During
Quarter: 19

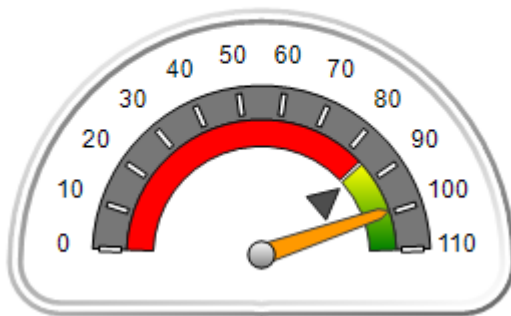
Placements During
Quarter: 19

Children in Care On Last
Day: 15

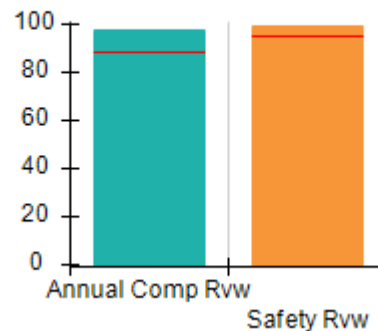
Quarterly Provider Comparisons to All CCIs

▼ indicates average for all CCIs

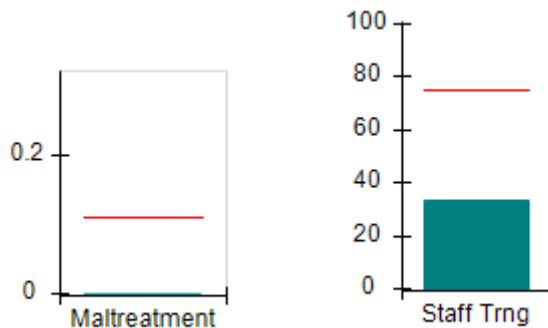
Overall Score (%)



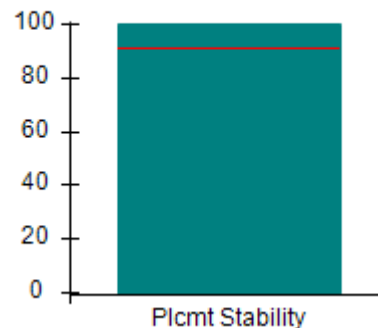
OPM Monitoring Reviews (%)



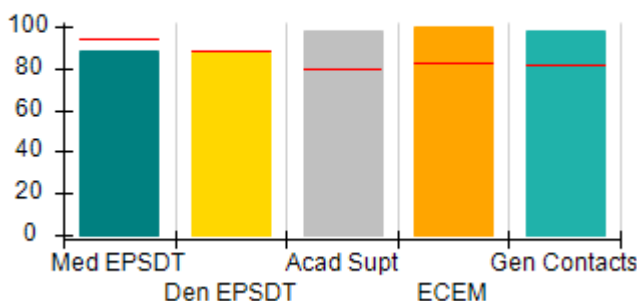
Safety Outcomes (%)



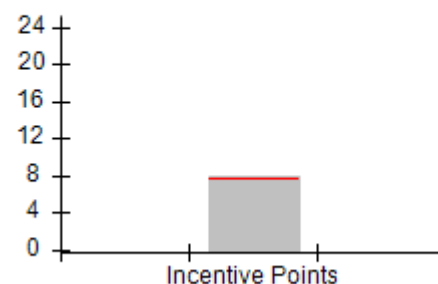
Permanency Outcomes (%)



Well-Being Outcomes (%)



Incentives Earned (Points)





DHS, DFCS, Office of Provider Management
Performance-Based Placement Measures
RBWO Provider GA+SCORECARD - CCI
Report Quarter: Q3 FY2017



Provider/Program Name: Christian City Home for Children - (585) - CCI

7345 Red Oak Rd., Union City, GA 30291		Quarterly Scores (Grades)		Current Quarter Score (Grade)
Phone: 770-964-3309		Q1: 100.45 (A+)	Q2: 102.41 (A+)	99.38% (A+)
Vendor ID# 35284		Q3: 99.38 (A+)	Q4: (N/A)	
Program Census Information:		# Children in Care During Quarter: 19	# Placements During Quarter: 19	# Children in Care On Last Day: 15
	Avg Performance All CCIs (%)	Provider Performance (%)*	Possible Points (Weight)	Provider Points Earned
OPM Monitoring Reviews				
Annual Comprehensive Reviews	89%	98%	25	24.39
Safety Reviews	95%	99%	15	14.91
Monitoring Sub-Total			40	39.30
CCI Safety Outcomes				
Incidence of Maltreatment	0.11%	No Substantiated Reports	10	10.00
Staff Training	75%	33%	10	3.30
Safety Sub-Total			20	13.30
CCI Permanency Outcomes				
Placement Stability	91%	100%	15	15.00
Permanency Sub-Total			15	15.00
CCI Well-Being Outcomes				
EPSDT Medical Visits	94%	88%	4	3.52
EPSDT Dental Visits	88%	87%	4	3.48
Academic Supports	79%	98%	3	2.94
Provider ECEM Visits	83%	100%	7	7.00
Provider General Contacts	81%	98%	7	6.86
Placements with Siblings	38%	14%	Not Scored	Not Scored
Placements within Legal County	15%	0%	Not Scored	Not Scored
Well-Being Sub-Total			25	23.80
*Performance calculation descriptions can be found in the FY 2017 RBWO PBP Measurements and Standards Guide.				

Monitoring & Outcomes: Possible Points = 100	Points Earned = 91.40
Score Before Incentives Credit	91.40%
Incentives Awarded	7.98 pts
PBP Verification	N/A pts
Total Score	99.38%



DHS, DFCS, Office of Provider Management
Performance-Based Placement Measures
RBWO Provider GA+SCORECARD - CCI
Report Quarter: Q3 FY2017



Provider/Program Name: Christian City Home for Children - (585) - CCI

Program Census Information:		# Children in Care During Quarter: 19	# Placements During Quarter: 19	# Children in Care On Last Day: 15
CCI Incentive Credits	Avg Performance All CCIs (Points)	Provider Performance (%)*	Possible Points (Weight)	Provider Points Earned
Early EPSDT Medical Visits		60%	2	1.20
Early EPSDT Dental Visits		80%	2	1.60
Permanency Contacts		0%	5	0.00
Additional Academic Supports		59%	2	1.18
Active Agency Accreditation		0%	4	0.00
Staff Clinical Licensure		0%	5	0.00
Behavior Management (threshold = 0)		100%	4	4.00
Incentives Total	7.73		24	7.98
Maximum total combined incentive credit allowed is 10 points.			Incentives Awarded	7.98

*Performance calculation descriptions can be found in the FY 2017 RBWO PBP Measurements and Standards Guide.

Child Protective Services Investigations and Dispositions

The following investigations data, which is not used for scoring but is considered significant to a provider's performance, is from Georgia SHINES and is not considered final or complete until the end of the fiscal year.

Total Reports:	0	
Number Screened In:	0	
Number Screened Out:	0	
Number Substantiated:	0	
Number Unsubstantiated:	0	
Number Active CPS Investigations:	0	



DHS, DFCS, Office of Provider Management
Performance-Based Placement Measures
RBWO Provider GA+SCORECARD - CCI



Report Quarter: Q3 FY2017

Provider/Program Name: Community Growth Children's Academy - (5169) - CCI

344 Roberts Road, Barnesville, GA 30204

Phone: 770-584-6276

Vendor ID# 116932

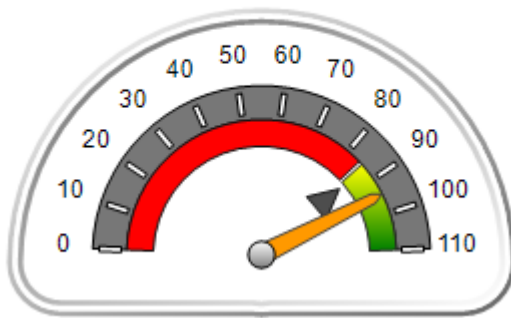
Program Census Information:

Quarterly Scores (Grades)		Current Quarter Score (Grade)
Q1: 88.10 (B+)	Q2: 86.53 (B)	94.61% (A)
Q3: 94.61 (A)	Q4: (N/A)	
# Children in Care During Quarter: 11	# Placements During Quarter: 12	# Children in Care On Last Day: 3

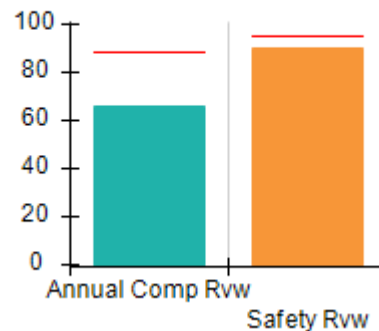
Quarterly Provider Comparisons to All CCIs

▼ — indicates average for all CCIs

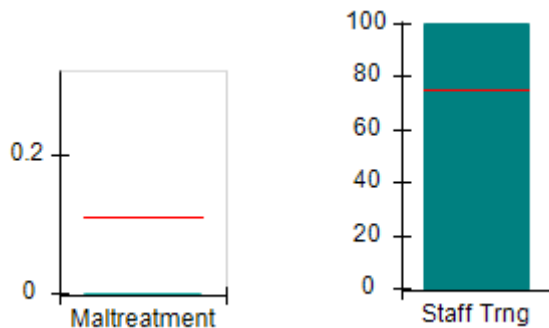
Overall Score (%)



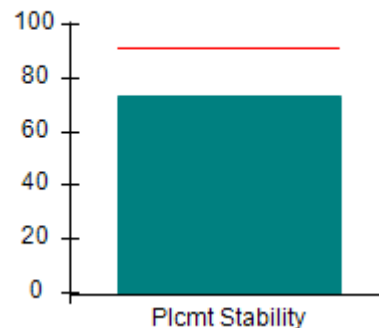
OPM Monitoring Reviews (%)



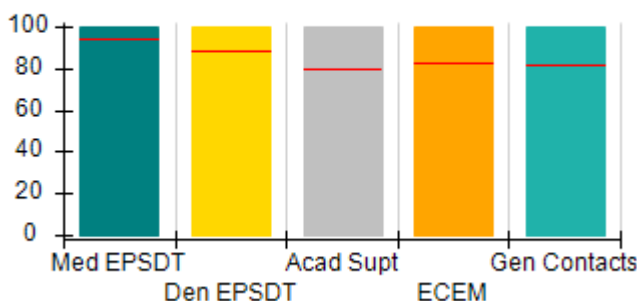
Safety Outcomes (%)



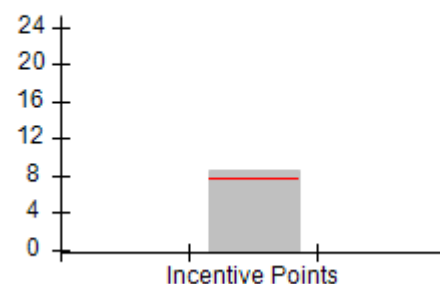
Permanency Outcomes (%)



Well-Being Outcomes (%)



Incentives Earned (Points)





DHS, DFCS, Office of Provider Management
Performance-Based Placement Measures
RBWO Provider GA+SCORECARD - CCI
Report Quarter: Q3 FY2017



Provider/Program Name: Community Growth Children's Academy - (5169) - CCI				
344 Roberts Road, Barnesville, GA 30204		Quarterly Scores (Grades)		Current Quarter Score (Grade)
Phone: 770-584-6276		Q1: 88.10 (B+)	Q2: 86.53 (B)	94.61%
Vendor ID# 116932		Q3: 94.61 (A)	Q4: (N/A)	(A)
Program Census Information:		# Children in Care During Quarter: 11	# Placements During Quarter: 12	# Children in Care On Last Day: 3
	Avg Performance All CCIs (%)	Provider Performance (%)*	Possible Points (Weight)	Provider Points Earned
OPM Monitoring Reviews				
Annual Comprehensive Reviews	89%	66%	25	16.54
Safety Reviews	95%	90%	15	13.53
Monitoring Sub-Total			40	30.06
CCI Safety Outcomes				
Incidence of Maltreatment	0.11%	No Substantiated Reports	10	10.00
Staff Training	75%	100%	10	10.00
Safety Sub-Total			20	20.00
CCI Permanency Outcomes				
Placement Stability	91%	73%	15	10.95
Permanency Sub-Total			15	10.95
CCI Well-Being Outcomes				
EPSDT Medical Visits	94%	100%	4	4.00
EPSDT Dental Visits	88%	100%	4	4.00
Academic Supports	79%	100%	3	3.00
Provider ECEM Visits	83%	100%	7	7.00
Provider General Contacts	81%	100%	7	7.00
Placements with Siblings	38%	0%	Not Scored	Not Scored
Placements within Legal County	15%	0%	Not Scored	Not Scored
Well-Being Sub-Total			25	25.00
*Performance calculation descriptions can be found in the FY 2017 RBWO PBP Measurements and Standards Guide.				

Monitoring & Outcomes: Possible Points = 100		Points Earned = 86.01	
Score Before Incentives Credit			86.01%
Incentives Awarded			8.60 pts
PBP Verification			N/A pts
Total Score			94.61%



DHS, DFCS, Office of Provider Management
Performance-Based Placement Measures
RBWO Provider GA+SCORECARD - CCI
Report Quarter: Q3 FY2017



Provider/Program Name: Community Growth Children's Academy - (5169) - CCI

Program Census Information:		# Children in Care During Quarter: 11	# Placements During Quarter: 12	# Children in Care On Last Day: 3
CCI Incentive Credits	Avg Performance All CCIs (Points)	Provider Performance (%)*	Possible Points (Weight)	Provider Points Earned
Early EPSDT Medical Visits		100%	2	2.00
Early EPSDT Dental Visits		100%	2	2.00
Permanency Contacts		None Planned	5	
Additional Academic Supports		30%	2	0.60
Active Agency Accreditation		0%	4	0.00
Staff Clinical Licensure		0%	5	0.00
Behavior Management (threshold = 0)		100%	4	4.00
Incentives Total	7.73		24	8.60
Maximum total combined incentive credit allowed is 10 points.			Incentives Awarded	8.60

*Performance calculation descriptions can be found in the FY 2017 RBWO PBP Measurements and Standards Guide.

Child Protective Services Investigations and Dispositions

The following investigations data, which is not used for scoring but is considered significant to a provider's performance, is from Georgia SHINES and is not considered final or complete until the end of the fiscal year.

Total Reports:	0	
Number Screened In:	0	
Number Screened Out:	0	
Number Substantiated:	0	
Number Unsubstantiated:	0	
Number Active CPS Investigations:	0	



DHS, DFCS, Office of Provider Management
Performance-Based Placement Measures
RBWO Provider GA+SCORECARD - CCI



Report Quarter: Q3 FY2017

Provider/Program Name: Coweta Teen Mothers & Babe Service Center, Inc. - (5145) - CCI

5107 Rocky Run, Stone Mountain, GA 30088

Phone: 770-808-9108

Vendor ID# 115437

Quarterly Scores (Grades)

Q1: 72.29 (C-)

Q2: 72.29 (C-)

Q3: 72.29 (C-)

Q4: (N/A)

Current Quarter Score (Grade)

72.29%

(C-)

Program Census Information:

Children in Care During
Quarter: 1

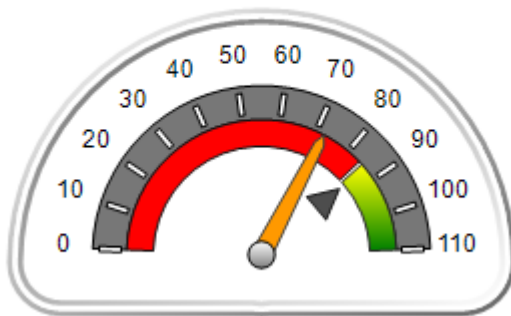
Placements During
Quarter: 1

Children in Care On Last
Day: 1

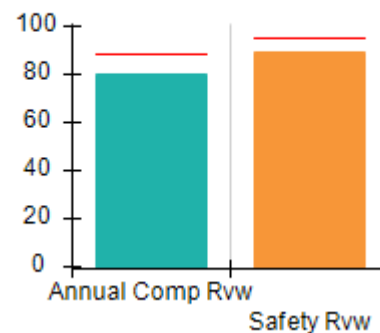
Quarterly Provider Comparisons to All CCIs

▼ — indicates average for all CCIs

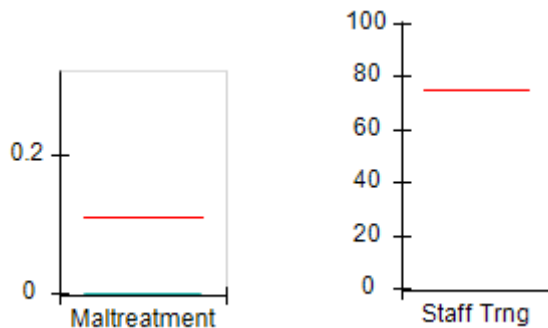
Overall Score (%)



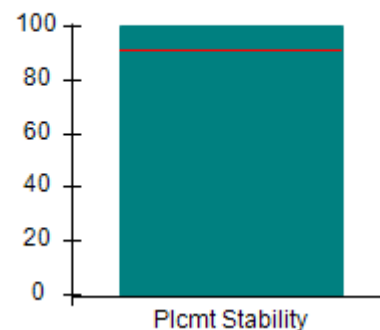
OPM Monitoring Reviews (%)



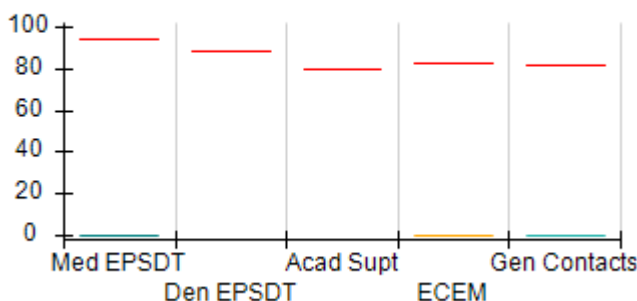
Safety Outcomes (%)



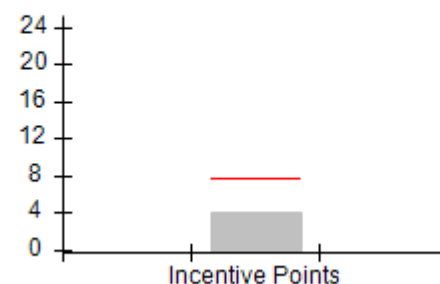
Permanency Outcomes (%)



Well-Being Outcomes (%)



Incentives Earned (Points)





DHS, DFCS, Office of Provider Management
Performance-Based Placement Measures
RBWO Provider GA+SCORECARD - CCI
Report Quarter: Q3 FY2017



Provider/Program Name: Coweta Teen Mothers & Babe Service Center, Inc. - (5145) - CCI

5107 Rocky Run, Stone Mountain, GA 30088 Phone: 770-808-9108 Vendor ID# 115437	Quarterly Scores (Grades)		Current Quarter Score (Grade)
	Q1: 72.29 (C-)	Q2: 72.29 (C-)	72.29%
	Q3: 72.29 (C-)	Q4: (N/A)	(C-)

Program Census Information:	# Children in Care During Quarter: 1	# Placements During Quarter: 1	# Children in Care On Last Day: 1
-----------------------------	--------------------------------------	--------------------------------	-----------------------------------

	Avg Performance All CCIs (%)	Provider Performance (%)*	Possible Points (Weight)	Provider Points Earned
--	-------------------------------------	----------------------------------	---------------------------------	-------------------------------

OPM Monitoring Reviews

Annual Comprehensive Reviews	89%	80%	25	19.94
Safety Reviews	95%	89%	15	13.35
Monitoring Sub-Total			40	33.29

CCI Safety Outcomes

Incidence of Maltreatment	0.11%	No Substantiated Reports	20	20.00
Staff Training	75%	Not Eligible		
Safety Sub-Total			20	20.00

CCI Permanency Outcomes

Placement Stability	91%	100%	15	15.00
Permanency Sub-Total			15	15.00

CCI Well-Being Outcomes

EPSDT Medical Visits	94%	0%	5.6	0.00
EPSDT Dental Visits	88%	Not Eligible		
Academic Supports	79%	Not Eligible		
Provider ECEM Visits	83%	0%	9.7	0.00
Provider General Contacts	81%	0%	9.7	0.00
Placements with Siblings	38%	Not Eligible	Not Scored	Not Scored
Placements within Legal County	15%	Not Eligible	Not Scored	Not Scored
Well-Being Sub-Total			25	0.00

*Performance calculation descriptions can be found in the FY 2017 RBWO PBP Measurements and Standards Guide.

Monitoring & Outcomes: Possible Points = 100		Points Earned = 68.29	
Score Before Incentives Credit			68.29%
Incentives Awarded			4.00 pts
PBP Verification			N/A pts
Total Score			72.29%



DHS, DFCS, Office of Provider Management
Performance-Based Placement Measures
RBWO Provider GA+SCORECARD - CCI
Report Quarter: Q3 FY2017



Provider/Program Name: Coweta Teen Mothers & Babe Service Center, Inc. - (5145) - CCI

Program Census Information:		# Children in Care During Quarter: 1	# Placements During Quarter: 1	# Children in Care On Last Day: 1
CCI Incentive Credits	Avg Performance All CCIs (Points)	Provider Performance (%)*	Possible Points (Weight)	Provider Points Earned
Early EPSDT Medical Visits		0%	2	0.00
Early EPSDT Dental Visits		0%	2	0.00
Permanency Contacts		None Planned	5	
Additional Academic Supports		Not Eligible	2	
Active Agency Accreditation		0%	4	0.00
Staff Clinical Licensure		0%	5	0.00
Behavior Management (threshold = 0)		100%	4	4.00
Incentives Total	7.73		24	4.00
Maximum total combined incentive credit allowed is 10 points.			Incentives Awarded	4.00

*Performance calculation descriptions can be found in the FY 2017 RBWO PBP Measurements and Standards Guide.

Child Protective Services Investigations and Dispositions

The following investigations data, which is not used for scoring but is considered significant to a provider's performance, is from Georgia SHINES and is not considered final or complete until the end of the fiscal year.

Total Reports:	0	
Number Screened In:	0	
Number Screened Out:	0	
Number Substantiated:	0	
Number Unsubstantiated:	0	
Number Active CPS Investigations:	0	



DHS, DFCS, Office of Provider Management
Performance-Based Placement Measures
RBWO Provider GA+SCORECARD - CCI



Report Quarter: Q3 FY2017

Provider/Program Name: Deloach Group Home - (619) - CCI

282 North East Anchor RD, Ludowici, GA 31316

Phone: 912-545-9458

Vendor ID# 35304

Quarterly Scores (Grades)

Q1: 103.13 (A+)

Q2: 105.45 (A+)

Q3: 105.02 (A+)

Q4: (N/A)

Current Quarter Score
(Grade)

105.02%

(A+)

Program Census Information:

Children in Care During
Quarter: 21

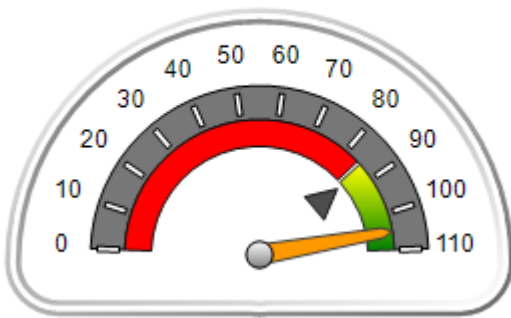
Placements During
Quarter: 21

Children in Care On Last
Day: 16

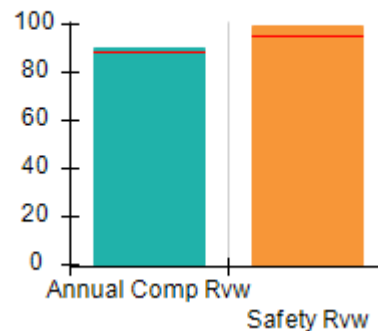
Quarterly Provider Comparisons to All CCIs

▼ — indicates average for all CCIs

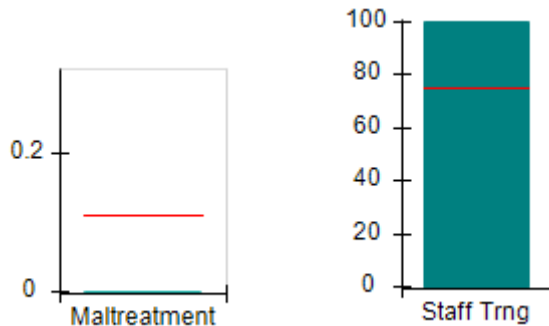
Overall Score (%)



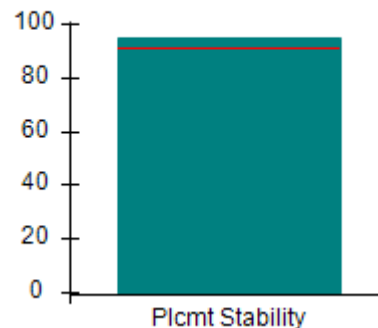
OPM Monitoring Reviews (%)



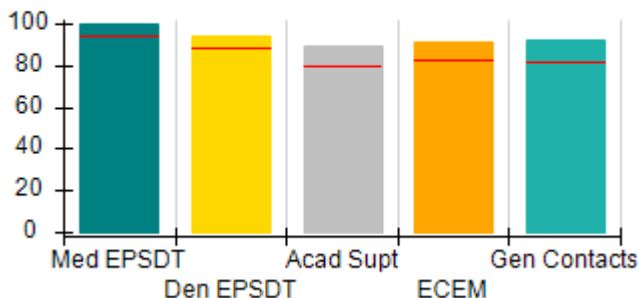
Safety Outcomes (%)



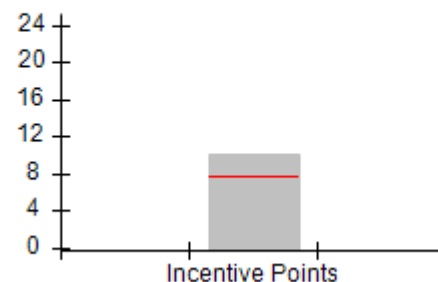
Permanency Outcomes (%)



Well-Being Outcomes (%)



Incentives Earned (Points)





DHS, DFCS, Office of Provider Management
Performance-Based Placement Measures
RBWO Provider GA+SCORECARD - CCI
Report Quarter: Q3 FY2017



Provider/Program Name: Deloach Group Home - (619) - CCI

282 North East Anchor RD, Ludowici, GA 31316		Quarterly Scores (Grades)		Current Quarter Score (Grade)
Phone: 912-545-9458		Q1: 103.13 (A+)	Q2: 105.45 (A+)	105.02% (A+)
Vendor ID# 35304		Q3: 105.02 (A+)	Q4: (N/A)	
Program Census Information:		# Children in Care During Quarter: 21	# Placements During Quarter: 21	# Children in Care On Last Day: 16
	Avg Performance All CCIs (%)	Provider Performance (%)*	Possible Points (Weight)	Provider Points Earned
OPM Monitoring Reviews				
Annual Comprehensive Reviews	89%	90%	25	22.58
Safety Reviews	95%	100%	15	14.95
Monitoring Sub-Total			40	37.53
CCI Safety Outcomes				
Incidence of Maltreatment	0.11%	No Substantiated Reports	10	10.00
Staff Training	75%	100%	10	10.00
Safety Sub-Total			20	20.00
CCI Permanency Outcomes				
Placement Stability	91%	95%	15	14.25
Permanency Sub-Total			15	14.25
CCI Well-Being Outcomes				
EPSDT Medical Visits	94%	100%	4	4.00
EPSDT Dental Visits	88%	94%	4	3.76
Academic Supports	79%	89%	3	2.67
Provider ECEM Visits	83%	91%	7	6.37
Provider General Contacts	81%	92%	7	6.44
Placements with Siblings	38%	100%	Not Scored	Not Scored
Placements within Legal County	15%	0%	Not Scored	Not Scored
Well-Being Sub-Total			25	23.24
*Performance calculation descriptions can be found in the FY 2017 RBWO PBP Measurements and Standards Guide.				

Monitoring & Outcomes: Possible Points = 100	Points Earned = 95.02
Score Before Incentives Credit	95.02%
Incentives Awarded	10.00 pts
PBP Verification	N/A pts
Total Score	105.02%



DHS, DFCS, Office of Provider Management
Performance-Based Placement Measures
RBWO Provider GA+SCORECARD - CCI
Report Quarter: Q3 FY2017



Provider/Program Name: Deloach Group Home - (619) - CCI

Program Census Information:		# Children in Care During Quarter: 21	# Placements During Quarter: 21	# Children in Care On Last Day: 16
CCI Incentive Credits	Avg Performance All CCIs (Points)	Provider Performance (%)*	Possible Points (Weight)	Provider Points Earned
Early EPSDT Medical Visits		100%	2	2.00
Early EPSDT Dental Visits		91%	2	1.82
Permanency Contacts		39%	5	1.95
Additional Academic Supports		15%	2	0.30
Active Agency Accreditation		0%	4	0.00
Staff Clinical Licensure		0%	5	0.00
Behavior Management (threshold = 0)		100%	4	4.00
Incentives Total	7.73		24	10.07
Maximum total combined incentive credit allowed is 10 points.			Incentives Awarded	10.00

*Performance calculation descriptions can be found in the FY 2017 RBWO PBP Measurements and Standards Guide.

Child Protective Services Investigations and Dispositions

The following investigations data, which is not used for scoring but is considered significant to a provider's performance, is from Georgia SHINES and is not considered final or complete until the end of the fiscal year.

Total Reports:	0	
Number Screened In:	0	
Number Screened Out:	0	
Number Substantiated:	0	
Number Unsubstantiated:	0	
Number Active CPS Investigations:	0	



DHS, DFCS, Office of Provider Management
Performance-Based Placement Measures
RBWO Provider GA+SCORECARD - CCI



Report Quarter: Q3 FY2017

Provider/Program Name: Devereux GA Treatment Network - MAAC Plus (5134) - CCI

1291 Stanley Road, Kennesaw, GA 30512

Phone: 678-303-5200

Vendor ID# 114150

Quarterly Scores (Grades)

Q1: 104.33 (A+)

Q2: 103.51 (A+)

Q3: 105.24 (A+)

Q4: (N/A)

Current Quarter Score (Grade)

105.24%

(A+)

Program Census Information:

Children in Care During Quarter: 31

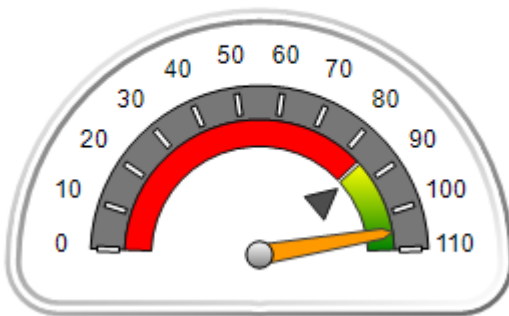
Placements During Quarter: 31

Children in Care On Last Day: 20

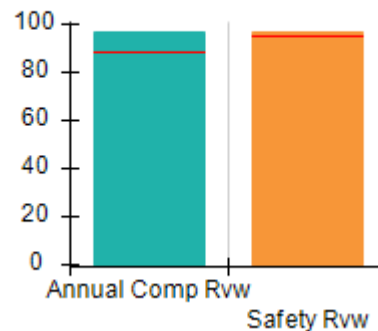
Quarterly Provider Comparisons to All CCIs

▼ indicates average for all CCIs

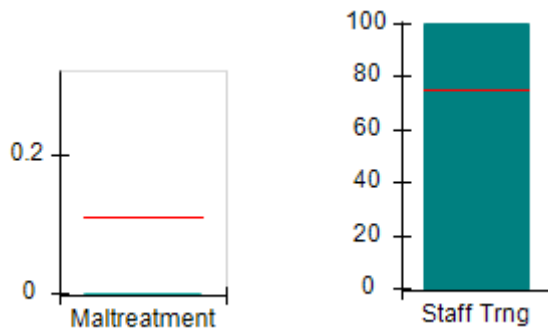
Overall Score (%)



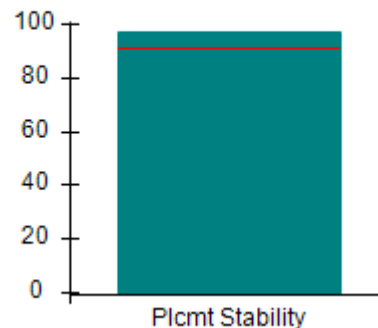
OPM Monitoring Reviews (%)



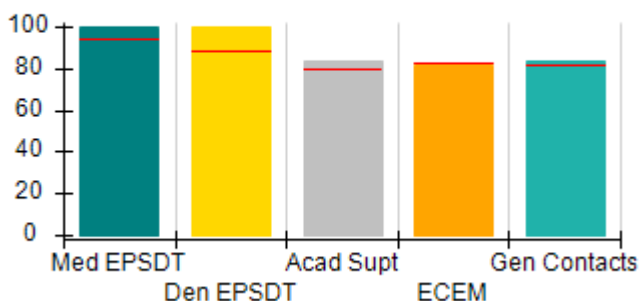
Safety Outcomes (%)



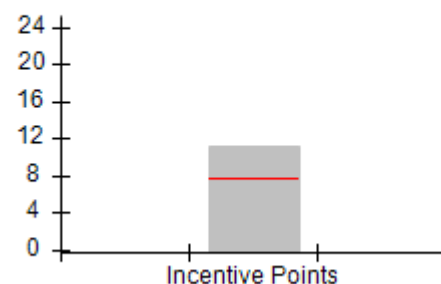
Permanency Outcomes (%)



Well-Being Outcomes (%)



Incentives Earned (Points)





DHS, DFCS, Office of Provider Management
Performance-Based Placement Measures
RBWO Provider GA+SCORECARD - CCI
Report Quarter: Q3 FY2017



Provider/Program Name: Devereux GA Treatment Network - MAAC Plus (5134) - CCI				
1291 Stanley Road, Kennesaw, GA 30512 Phone: 678-303-5200 Vendor ID# 114150		Quarterly Scores (Grades)		Current Quarter Score (Grade)
		Q1: 104.33 (A+)	Q2: 103.51 (A+)	105.24% (A+)
		Q3: 105.24 (A+)	Q4: (N/A)	
Program Census Information:		# Children in Care During Quarter: 31	# Placements During Quarter: 31	# Children in Care On Last Day: 20
	Avg Performance All CCIs (%)	Provider Performance (%)*	Possible Points (Weight)	Provider Points Earned
OPM Monitoring Reviews				
Annual Comprehensive Reviews	89%	97%	25	24.17
Safety Reviews	95%	97%	15	14.48
Monitoring Sub-Total			40	38.65
CCI Safety Outcomes				
Incidence of Maltreatment	0.11%	No Substantiated Reports	10	10.00
Staff Training	75%	100%	10	10.00
Safety Sub-Total			20	20.00
CCI Permanency Outcomes				
Placement Stability	91%	97%	15	14.55
Permanency Sub-Total			15	14.55
CCI Well-Being Outcomes				
EPSDT Medical Visits	94%	100%	4	4.00
EPSDT Dental Visits	88%	100%	4	4.00
Academic Supports	79%	83%	3	2.49
Provider ECEM Visits	83%	82%	7	5.74
Provider General Contacts	81%	83%	7	5.81
Placements with Siblings	38%	0%	Not Scored	Not Scored
Placements within Legal County	15%	0%	Not Scored	Not Scored
Well-Being Sub-Total			25	22.04
*Performance calculation descriptions can be found in the FY 2017 RBWO PBP Measurements and Standards Guide.				

Monitoring & Outcomes: Possible Points = 100	Points Earned = 95.24
Score Before Incentives Credit	95.24%
Incentives Awarded	10.00 pts
PBP Verification	N/A pts
Total Score	105.24%



DHS, DFCS, Office of Provider Management
Performance-Based Placement Measures
RBWO Provider GA+SCORECARD - CCI
Report Quarter: Q3 FY2017



Provider/Program Name: Devereux GA Treatment Network - MAAC Plus (5134) - CCI

Program Census Information:		# Children in Care During Quarter: 31	# Placements During Quarter: 31	# Children in Care On Last Day: 20
CCI Incentive Credits	Avg Performance All CCIs (Points)	Provider Performance (%)*	Possible Points (Weight)	Provider Points Earned
Early EPSDT Medical Visits		100%	2	2.00
Early EPSDT Dental Visits		100%	2	2.00
Permanency Contacts		22%	5	1.10
Additional Academic Supports		0%	2	0.00
Active Agency Accreditation		50%	4	2.00
Staff Clinical Licensure		0%	5	0.00
Behavior Management (threshold = 0)		100%	4	4.00
Incentives Total	7.73		24	11.10
Maximum total combined incentive credit allowed is 10 points.			Incentives Awarded	10.00

*Performance calculation descriptions can be found in the FY 2017 RBWO PBP Measurements and Standards Guide.

Child Protective Services Investigations and Dispositions

The following investigations data, which is not used for scoring but is considered significant to a provider's performance, is from Georgia SHINES and is not considered final or complete until the end of the fiscal year.

Total Reports:	2	
Number Screened In:	0	
Number Screened Out:	2	
Number Substantiated:	0	
Number Unsubstantiated:	0	
Number Active CPS Investigations:	0	



DHS, DFCS, Office of Provider Management
Performance-Based Placement Measures
RBWO Provider GA+SCORECARD - CCI



Report Quarter: Q3 FY2017

Provider/Program Name: Dr. Xavier Moore Home for Boys, LLC - (formerly Family Community Care Centers) (634) - CCI

280 Tomer Rd., Perry, GA 31069

Phone: 4789738780

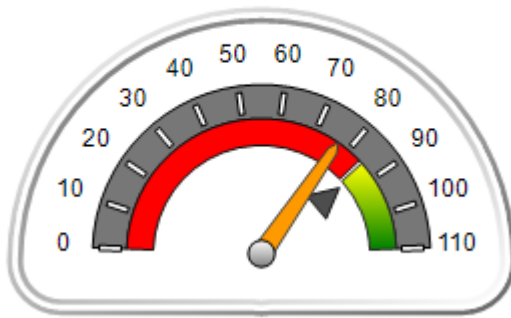
Vendor ID# 80909

280 Tomer Rd., Perry, GA 31069 Phone: 4789738780 Vendor ID# 80909	Quarterly Scores (Grades)		Current Quarter Score (Grade)
	Q1: 87.56 (B+)	Q2: 96.21 (A)	76.70%
	Q3: 76.70 (C)	Q4: (N/A)	(C)
Program Census Information:	# Children in Care During Quarter: 8	# Placements During Quarter: 8	# Children in Care On Last Day: 3

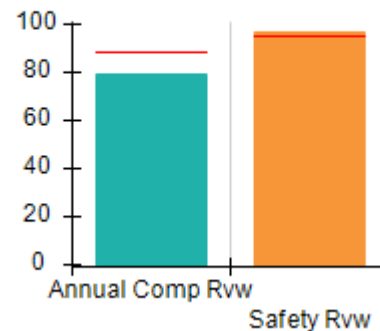
Quarterly Provider Comparisons to All CCIs

▼ — indicates average for all CCIs

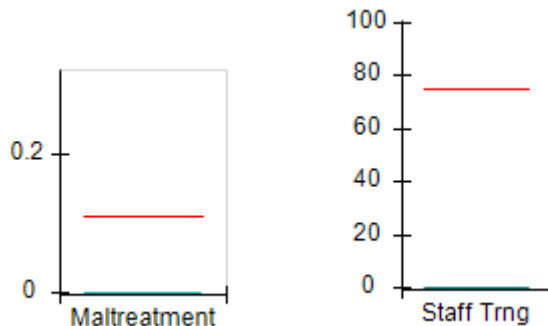
Overall Score (%)



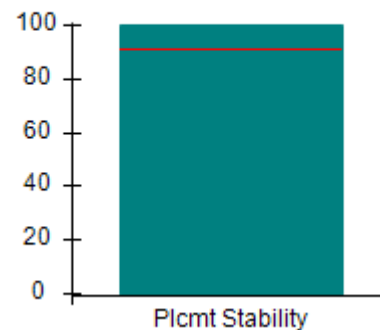
OPM Monitoring Reviews (%)



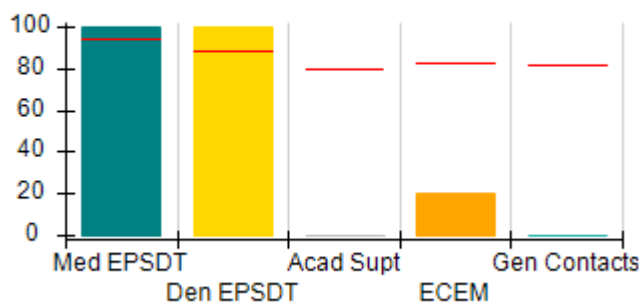
Safety Outcomes (%)



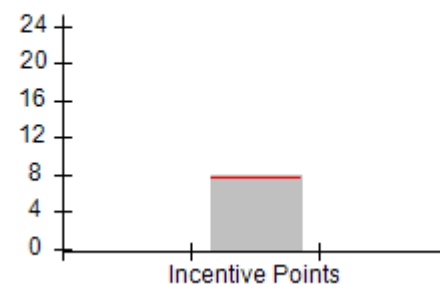
Permanency Outcomes (%)



Well-Being Outcomes (%)



Incentives Earned (Points)





DHS, DFCS, Office of Provider Management
Performance-Based Placement Measures
RBWO Provider GA+SCORECARD - CCI



Report Quarter: Q3 FY2017

Provider/Program Name: Dr. Xavier Moore Home for Boys, LLC - (formerly Family Community Care Centers) (634) - CCI				
280 Tomer Rd., Perry, GA 31069		Quarterly Scores (Grades)		Current Quarter Score (Grade)
Phone: 4789738780		Q1: 87.56 (B+)	Q2: 96.21 (A)	76.70%
Vendor ID# 80909		Q3: 76.70 (C)	Q4: (N/A)	(C)
Program Census Information:		# Children in Care During Quarter: 8	# Placements During Quarter: 8	# Children in Care On Last Day: 3
	Avg Performance All CCIs (%)	Provider Performance (%)*	Possible Points (Weight)	Provider Points Earned
OPM Monitoring Reviews				
Annual Comprehensive Reviews	89%	79%	25	19.83
Safety Reviews	95%	96%	15	14.47
Monitoring Sub-Total			40	34.30
CCI Safety Outcomes				
Incidence of Maltreatment	0.11%	No Substantiated Reports	10	10.00
Staff Training	75%	0%	10	0.00
Safety Sub-Total			20	10.00
CCI Permanency Outcomes				
Placement Stability	91%	100%	15	15.00
Permanency Sub-Total			15	15.00
CCI Well-Being Outcomes				
EPSDT Medical Visits	94%	100%	4	4.00
EPSDT Dental Visits	88%	100%	4	4.00
Academic Supports	79%	0%	3	0.00
Provider ECEM Visits	83%	20%	7	1.40
Provider General Contacts	81%	0%	7	0.00
Placements with Siblings	38%	67%	Not Scored	Not Scored
Placements within Legal County	15%	0%	Not Scored	Not Scored
Well-Being Sub-Total			25	9.40
*Performance calculation descriptions can be found in the FY 2017 RBWO PBP Measurements and Standards Guide.				

Monitoring & Outcomes: Possible Points = 100		Points Earned = 68.70	
Score Before Incentives Credit			68.70%
Incentives Awarded			8.00 pts
PBP Verification			N/A pts
Total Score			76.70%



DHS, DFCS, Office of Provider Management
Performance-Based Placement Measures
RBWO Provider GA+SCORECARD - CCI



Report Quarter: Q3 FY2017

Provider/Program Name: Dr. Xavier Moore Home for Boys, LLC - (formerly Family Community Care Centers) (634) - CCI

Program Census Information:		# Children in Care During Quarter: 8	# Placements During Quarter: 8	# Children in Care On Last Day: 3
CCI Incentive Credits	Avg Performance All CCIs (Points)	Provider Performance (%)*	Possible Points (Weight)	Provider Points Earned
Early EPSDT Medical Visits		100%	2	2.00
Early EPSDT Dental Visits		100%	2	2.00
Permanency Contacts		0%	5	0.00
Additional Academic Supports		0%	2	0.00
Active Agency Accreditation		0%	4	0.00
Staff Clinical Licensure		0%	5	0.00
Behavior Management (threshold = 0)		100%	4	4.00
Incentives Total	7.73		24	8.00
Maximum total combined incentive credit allowed is 10 points.			Incentives Awarded	8.00

*Performance calculation descriptions can be found in the FY 2017 RBWO PBP Measurements and Standards Guide.

Child Protective Services Investigations and Dispositions

The following investigations data, which is not used for scoring but is considered significant to a provider's performance, is from Georgia SHINES and is not considered final or complete until the end of the fiscal year.

Total Reports:	0
Number Screened In:	0
Number Screened Out:	0
Number Substantiated:	0
Number Unsubstantiated:	0
Number Active CPS Investigations:	0



DHS, DFCS, Office of Provider Management
Performance-Based Placement Measures
RBWO Provider GA+SCORECARD - CCI



Report Quarter: Q3 FY2017

Provider/Program Name: Elks Aidmore Children's Center - (628) - CCI

2394 Morrison Rd., Conyers, GA 30094

Phone: 770-483-3535

Vendor ID# 35321

Quarterly Scores (Grades)

Q1: 101.61 (A+)

Q2: 100.78 (A+)

Q3: 100.86 (A+)

Q4: (N/A)

Current Quarter Score (Grade)

100.86%

(A+)

Program Census Information:

Children in Care During Quarter: 16

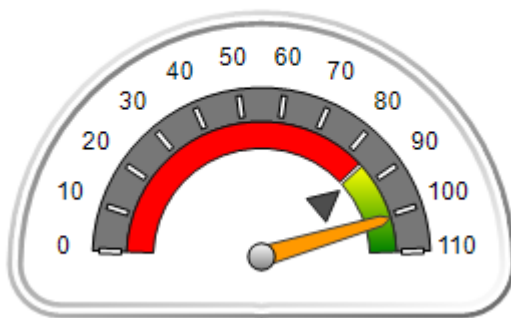
Placements During Quarter: 16

Children in Care On Last Day: 9

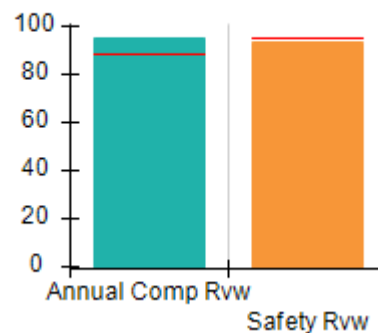
Quarterly Provider Comparisons to All CCIs

▼ — indicates average for all CCIs

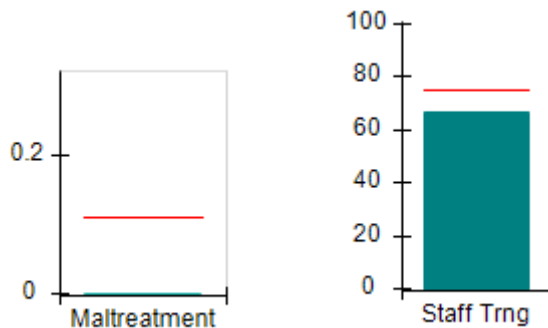
Overall Score (%)



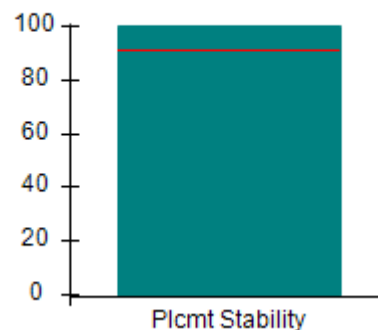
OPM Monitoring Reviews (%)



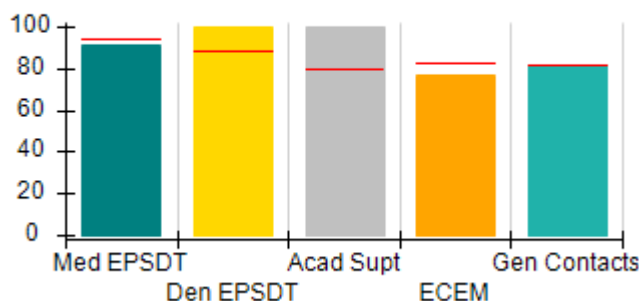
Safety Outcomes (%)



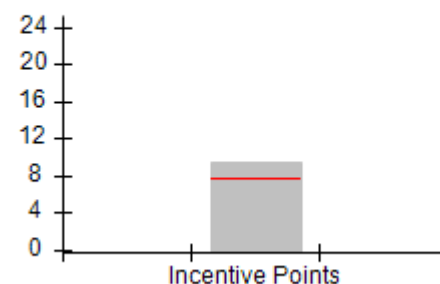
Permanency Outcomes (%)



Well-Being Outcomes (%)



Incentives Earned (Points)





DHS, DFCS, Office of Provider Management
Performance-Based Placement Measures
RBWO Provider GA+SCORECARD - CCI
Report Quarter: Q3 FY2017



Provider/Program Name: Elks Aidmore Children's Center - (628) - CCI

2394 Morrison Rd., Conyers, GA 30094		Quarterly Scores (Grades)		Current Quarter Score (Grade)
Phone: 770-483-3535		Q1: 101.61 (A+)	Q2: 100.78 (A+)	100.86% (A+)
Vendor ID# 35321		Q3: 100.86 (A+)	Q4: (N/A)	
Program Census Information:		# Children in Care During Quarter: 16	# Placements During Quarter: 16	# Children in Care On Last Day: 9
	Avg Performance All CCIs (%)	Provider Performance (%)*	Possible Points (Weight)	Provider Points Earned
OPM Monitoring Reviews				
Annual Comprehensive Reviews	89%	95%	25	23.83
Safety Reviews	95%	94%	15	14.05
Monitoring Sub-Total			40	37.89
CCI Safety Outcomes				
Incidence of Maltreatment	0.11%	No Substantiated Reports	10	10.00
Staff Training	75%	67%	10	6.70
Safety Sub-Total			20	16.70
CCI Permanency Outcomes				
Placement Stability	91%	100%	15	15.00
Permanency Sub-Total			15	15.00
CCI Well-Being Outcomes				
EPSDT Medical Visits	94%	91%	4	3.64
EPSDT Dental Visits	88%	100%	4	4.00
Academic Supports	79%	100%	3	3.00
Provider ECEM Visits	83%	77%	7	5.39
Provider General Contacts	81%	82%	7	5.74
Placements with Siblings	38%	0%	Not Scored	Not Scored
Placements within Legal County	15%	0%	Not Scored	Not Scored
Well-Being Sub-Total			25	21.77
*Performance calculation descriptions can be found in the FY 2017 RBWO PBP Measurements and Standards Guide.				

Monitoring & Outcomes: Possible Points = 100	Points Earned = 91.36
Score Before Incentives Credit	91.36%
Incentives Awarded	9.50 pts
PBP Verification	N/A pts
Total Score	100.86%



DHS, DFCS, Office of Provider Management
Performance-Based Placement Measures
RBWO Provider GA+SCORECARD - CCI
Report Quarter: Q3 FY2017



Provider/Program Name: Elks Aidmore Children's Center - (628) - CCI

Program Census Information:		# Children in Care During Quarter: 16	# Placements During Quarter: 16	# Children in Care On Last Day: 9
CCI Incentive Credits	Avg Performance All CCIs (Points)	Provider Performance (%)*	Possible Points (Weight)	Provider Points Earned
Early EPSDT Medical Visits		75%	2	1.50
Early EPSDT Dental Visits		100%	2	2.00
Permanency Contacts		None Planned	5	
Additional Academic Supports		100%	2	2.00
Active Agency Accreditation		0%	4	0.00
Staff Clinical Licensure		0%	5	0.00
Behavior Management (threshold = 0)		100%	4	4.00
Incentives Total	7.73		24	9.50
Maximum total combined incentive credit allowed is 10 points.			Incentives Awarded	9.50

*Performance calculation descriptions can be found in the FY 2017 RBWO PBP Measurements and Standards Guide.

Child Protective Services Investigations and Dispositions

The following investigations data, which is not used for scoring but is considered significant to a provider's performance, is from Georgia SHINES and is not considered final or complete until the end of the fiscal year.

Total Reports:	0	
Number Screened In:	0	
Number Screened Out:	0	
Number Substantiated:	0	
Number Unsubstantiated:	0	
Number Active CPS Investigations:	0	



DHS, DFCS, Office of Provider Management
Performance-Based Placement Measures
RBWO Provider GA+SCORECARD - CCI



Report Quarter: Q3 FY2017

Provider/Program Name: Embracing Arms - (944) - CCI

1673 Hearthstone Court, Jonesboro, GA 30236

Phone: 770 477-2551

Vendor ID# 35323

Quarterly Scores (Grades)

Q1: 96.38 (A)

Q2: 89.54 (B+)

Q3: 86.96 (B)

Q4: (N/A)

Current Quarter Score (Grade)

86.96%

(B)

Program Census Information:

Children in Care During Quarter: 9

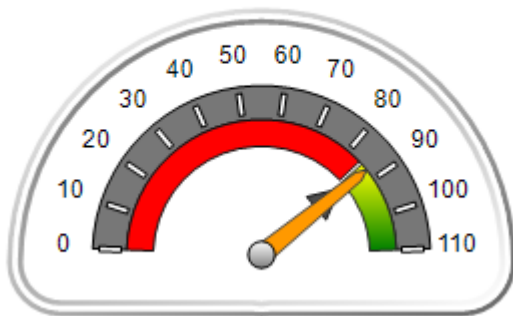
Placements During Quarter: 9

Children in Care On Last Day: 5

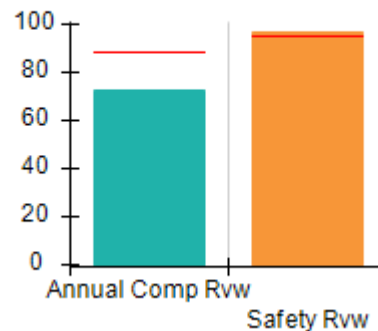
Quarterly Provider Comparisons to All CCIs

▼ indicates average for all CCIs

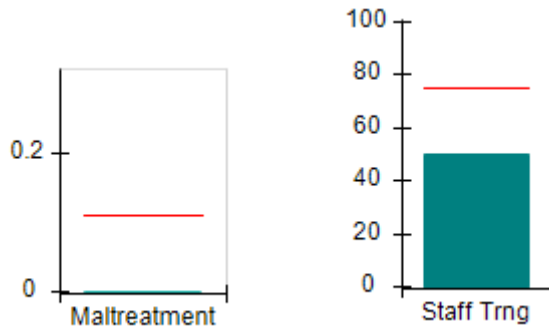
Overall Score (%)



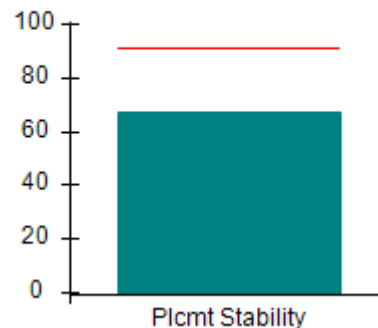
OPM Monitoring Reviews (%)



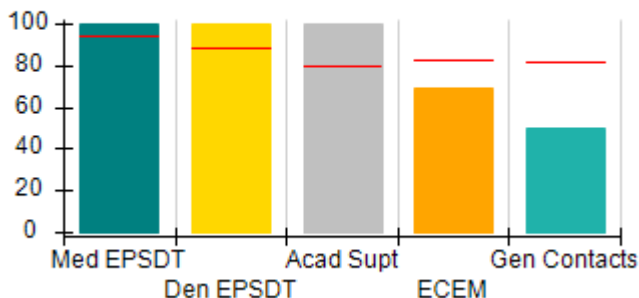
Safety Outcomes (%)



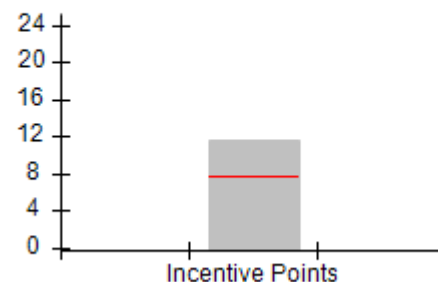
Permanency Outcomes (%)



Well-Being Outcomes (%)



Incentives Earned (Points)





DHS, DFCS, Office of Provider Management
Performance-Based Placement Measures
RBWO Provider GA+SCORECARD - CCI
Report Quarter: Q3 FY2017



Provider/Program Name: Embracing Arms - (944) - CCI				
1673 Hearthstone Court, Jonesboro, GA 30236 Phone: 770 477-2551 Vendor ID# 35323		Quarterly Scores (Grades)		Current Quarter Score (Grade)
		Q1: 96.38 (A)	Q2: 89.54 (B+)	86.96%
		Q3: 86.96 (B)	Q4: (N/A)	(B)
Program Census Information:		# Children in Care During Quarter: 9	# Placements During Quarter: 9	# Children in Care On Last Day: 5
	Avg Performance All CCIs (%)	Provider Performance (%)*	Possible Points (Weight)	Provider Points Earned
OPM Monitoring Reviews				
Annual Comprehensive Reviews	89%	72%	25	18.11
Safety Reviews	95%	97%	15	14.48
Monitoring Sub-Total			40	32.58
CCI Safety Outcomes				
Incidence of Maltreatment	0.11%	No Substantiated Reports	10	10.00
Staff Training	75%	50%	10	5.00
Safety Sub-Total			20	15.00
CCI Permanency Outcomes				
Placement Stability	91%	67%	15	10.05
Permanency Sub-Total			15	10.05
CCI Well-Being Outcomes				
EPSDT Medical Visits	94%	100%	4	4.00
EPSDT Dental Visits	88%	100%	4	4.00
Academic Supports	79%	100%	3	3.00
Provider ECEM Visits	83%	69%	7	4.83
Provider General Contacts	81%	50%	7	3.50
Placements with Siblings	38%	Not Eligible	Not Scored	Not Scored
Placements within Legal County	15%	0%	Not Scored	Not Scored
Well-Being Sub-Total			25	19.33
*Performance calculation descriptions can be found in the FY 2017 RBWO PBP Measurements and Standards Guide.				

Monitoring & Outcomes: Possible Points = 100		Points Earned = 76.96	
Score Before Incentives Credit			76.96%
Incentives Awarded			10.00 pts
PBP Verification			N/A pts
Total Score			86.96%



DHS, DFCS, Office of Provider Management
Performance-Based Placement Measures
RBWO Provider GA+SCORECARD - CCI
Report Quarter: Q3 FY2017



Provider/Program Name: Embracing Arms - (944) - CCI

Program Census Information:		# Children in Care During Quarter: 9	# Placements During Quarter: 9	# Children in Care On Last Day: 5
CCI Incentive Credits	Avg Performance All CCIs (Points)	Provider Performance (%)*	Possible Points (Weight)	Provider Points Earned
Early EPSDT Medical Visits		100%	2	2.00
Early EPSDT Dental Visits		100%	2	2.00
Permanency Contacts		0%	5	0.00
Additional Academic Supports		83%	2	1.66
Active Agency Accreditation		50%	4	2.00
Staff Clinical Licensure		0%	5	0.00
Behavior Management (threshold = 0)		100%	4	4.00
Incentives Total	7.73		24	11.66
Maximum total combined incentive credit allowed is 10 points.			Incentives Awarded	10.00

*Performance calculation descriptions can be found in the FY 2017 RBWO PBP Measurements and Standards Guide.

Child Protective Services Investigations and Dispositions

The following investigations data, which is not used for scoring but is considered significant to a provider's performance, is from Georgia SHINES and is not considered final or complete until the end of the fiscal year.

Total Reports:	0	
Number Screened In:	0	
Number Screened Out:	0	
Number Substantiated:	0	
Number Unsubstantiated:	0	
Number Active CPS Investigations:	0	



DHS, DFCS, Office of Provider Management
Performance-Based Placement Measures
RBWO Provider GA+SCORECARD - CCI



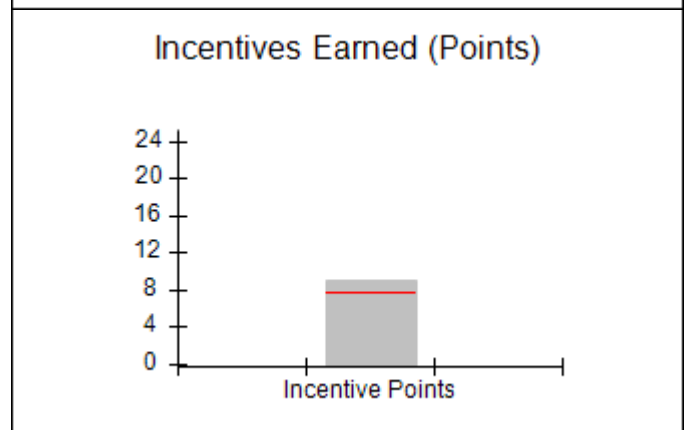
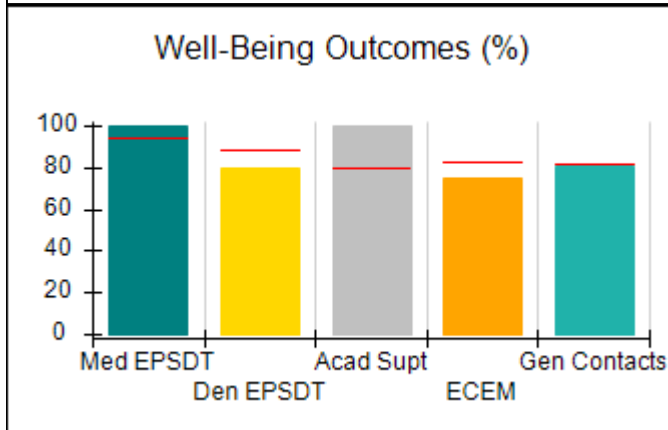
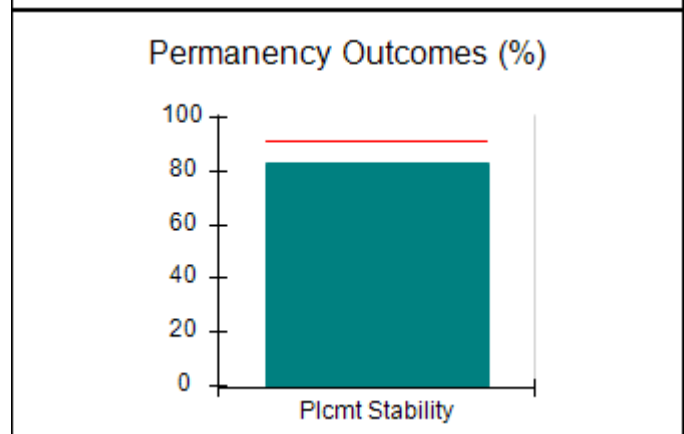
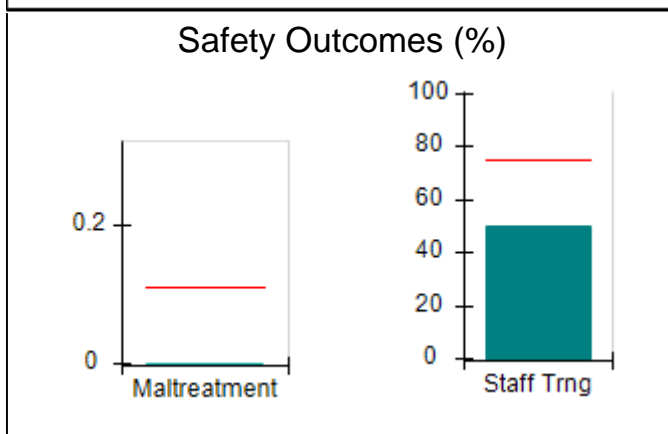
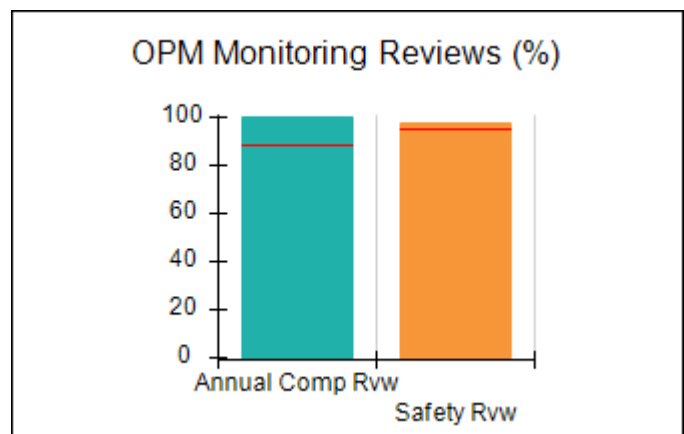
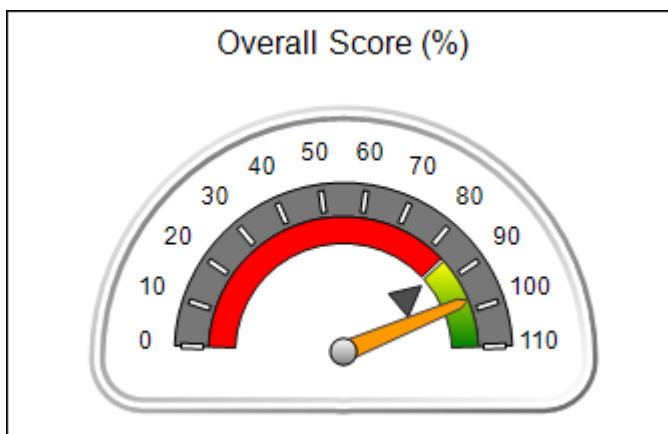
Report Quarter: Q3 FY2017

Provider/Program Name: Embracing Arms - Jackson (5194) - CCI

168 Evans Road, Jackson, GA 30233 Phone: 770-389-9886 Vendor ID# 125395	Quarterly Scores (Grades)		Current Quarter Score (Grade)
	Q1: 98.02 (A+)	Q2: 100.13 (A+)	97.22% (A+)
	Q3: 97.22 (A+)	Q4: (N/A)	
Program Census Information:	# Children in Care During Quarter: 6	# Placements During Quarter: 6	# Children in Care On Last Day: 5

Quarterly Provider Comparisons to All CCIs

▼ — indicates average for all CCIs





DHS, DFCS, Office of Provider Management
Performance-Based Placement Measures
RBWO Provider GA+SCORECARD - CCI
Report Quarter: Q3 FY2017



Provider/Program Name: Embracing Arms - Jackson (5194) - CCI

168 Evans Road, Jackson, GA 30233		Quarterly Scores (Grades)		Current Quarter Score (Grade)
Phone: 770-389-9886		Q1: 98.02 (A+)	Q2: 100.13 (A+)	97.22% (A+)
Vendor ID# 125395		Q3: 97.22 (A+)	Q4: (N/A)	
Program Census Information:		# Children in Care During Quarter: 6	# Placements During Quarter: 6	# Children in Care On Last Day: 5
	Avg Performance All CCIs (%)	Provider Performance (%)*	Possible Points (Weight)	Provider Points Earned
OPM Monitoring Reviews				
Annual Comprehensive Reviews	89%	100%	25	25.00
Safety Reviews	95%	98%	15	14.65
Monitoring Sub-Total			40	39.65
CCI Safety Outcomes				
Incidence of Maltreatment	0.11%	No Substantiated Reports	10	10.00
Staff Training	75%	50%	10	5.00
Safety Sub-Total			20	15.00
CCI Permanency Outcomes				
Placement Stability	91%	83%	15	12.45
Permanency Sub-Total			15	12.45
CCI Well-Being Outcomes				
EPSDT Medical Visits	94%	100%	4	4.00
EPSDT Dental Visits	88%	80%	4	3.20
Academic Supports	79%	100%	3	3.00
Provider ECEM Visits	83%	75%	7	5.25
Provider General Contacts	81%	81%	7	5.67
Placements with Siblings	38%	0%	Not Scored	Not Scored
Placements within Legal County	15%	0%	Not Scored	Not Scored
Well-Being Sub-Total			25	21.12

*Performance calculation descriptions can be found in the FY 2017 RBWO PBP Measurements and Standards Guide.

Monitoring & Outcomes: Possible Points = 100	Points Earned = 88.22
Score Before Incentives Credit	88.22%
Incentives Awarded	9.00 pts
PBP Verification	N/A pts
Total Score	97.22%



DHS, DFCS, Office of Provider Management
Performance-Based Placement Measures
RBWO Provider GA+SCORECARD - CCI
Report Quarter: Q3 FY2017



Provider/Program Name: Embracing Arms - Jackson (5194) - CCI

Program Census Information:		# Children in Care During Quarter: 6	# Placements During Quarter: 6	# Children in Care On Last Day: 5
CCI Incentive Credits	Avg Performance All CCIs (Points)	Provider Performance (%)*	Possible Points (Weight)	Provider Points Earned
Early EPSDT Medical Visits		Not Eligible	2	
Early EPSDT Dental Visits		50%	2	1.00
Permanency Contacts		0%	5	0.00
Additional Academic Supports		100%	2	2.00
Active Agency Accreditation		50%	4	2.00
Staff Clinical Licensure		0%	5	0.00
Behavior Management (threshold = 0)		100%	4	4.00
Incentives Total	7.73		24	9.00
Maximum total combined incentive credit allowed is 10 points.			Incentives Awarded	9.00

*Performance calculation descriptions can be found in the FY 2017 RBWO PBP Measurements and Standards Guide.

Child Protective Services Investigations and Dispositions

The following investigations data, which is not used for scoring but is considered significant to a provider's performance, is from Georgia SHINES and is not considered final or complete until the end of the fiscal year.

Total Reports:	0	
Number Screened In:	0	
Number Screened Out:	0	
Number Substantiated:	0	
Number Unsubstantiated:	0	
Number Active CPS Investigations:	0	



DHS, DFCS, Office of Provider Management
Performance-Based Placement Measures
RBWO Provider GA+SCORECARD - CCI
Report Quarter: Q3 FY2017



Error: Subreport could not be shown.



DHS, DFCS, Office of Provider Management
Performance-Based Placement Measures
RBWO Provider GA+SCORECARD - CCI



Report Quarter: Q3 FY2017

Provider/Program Name: Families First - College Park Boys Group Home (638) - CCI

2345 Morris Rd., College Park, GA 30349

Phone: 404-853-2884

Vendor ID# 35334

Quarterly Scores (Grades)

Q1: 90.49 (A-)

Q2: 95.12 (A)

Q3: 100.11 (A+)

Q4: (N/A)

Current Quarter Score (Grade)

100.11%

(A+)

Program Census Information:

Children in Care During Quarter: 8

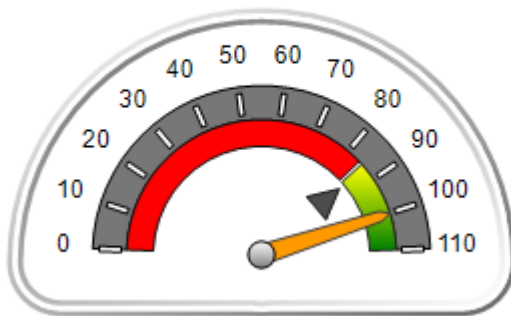
Placements During Quarter: 8

Children in Care On Last Day: 6

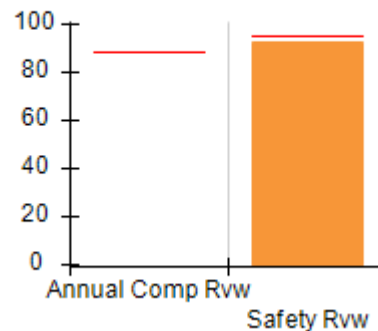
Quarterly Provider Comparisons to All CCIs

▼ indicates average for all CCIs

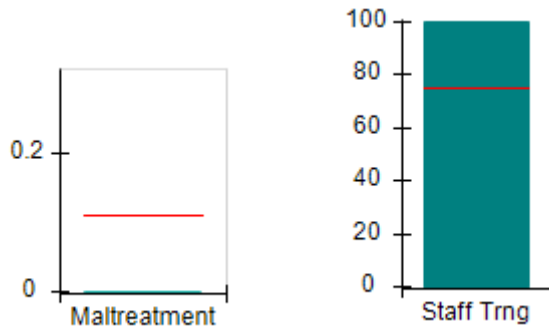
Overall Score (%)



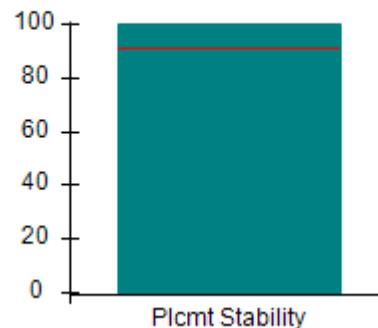
OPM Monitoring Reviews (%)



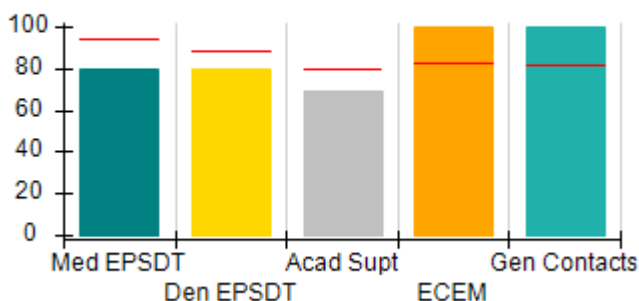
Safety Outcomes (%)



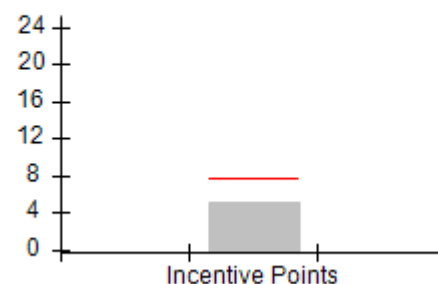
Permanency Outcomes (%)



Well-Being Outcomes (%)



Incentives Earned (Points)





DHS, DFCS, Office of Provider Management
Performance-Based Placement Measures
RBWO Provider GA+SCORECARD - CCI



Report Quarter: Q3 FY2017

Provider/Program Name: Families First - College Park Boys Group Home (638) - CCI				
2345 Morris Rd., College Park, GA 30349		Quarterly Scores (Grades)		Current Quarter Score (Grade)
Phone: 404-853-2884		Q1: 90.49 (A-)	Q2: 95.12 (A)	100.11%
Vendor ID# 35334		Q3: 100.11 (A+)	Q4: (N/A)	(A+)
Program Census Information:		# Children in Care During Quarter: 8	# Placements During Quarter: 8	# Children in Care On Last Day: 6
	Avg Performance All CCIs (%)	Provider Performance (%)*	Possible Points (Weight)	Provider Points Earned
OPM Monitoring Reviews				
Annual Comprehensive Reviews	89%	Not Yet Conducted		
Safety Reviews	95%	92%	15	13.87
Monitoring Sub-Total			15	13.87
CCI Safety Outcomes				
Incidence of Maltreatment	0.11%	No Substantiated Reports	10	10.00
Staff Training	75%	100%	10	10.00
Safety Sub-Total			20	20.00
CCI Permanency Outcomes				
Placement Stability	91%	100%	15	15.00
Permanency Sub-Total			15	15.00
CCI Well-Being Outcomes				
EPSDT Medical Visits	94%	80%	4	3.20
EPSDT Dental Visits	88%	80%	4	3.20
Academic Supports	79%	69%	3	2.07
Provider ECEM Visits	83%	100%	7	7.00
Provider General Contacts	81%	100%	7	7.00
Placements with Siblings	38%	0%	Not Scored	Not Scored
Placements within Legal County	15%	50%	Not Scored	Not Scored
Well-Being Sub-Total			25	22.47
*Performance calculation descriptions can be found in the FY 2017 RBWO PBP Measurements and Standards Guide.				

Monitoring & Outcomes: Possible Points = 75		Points Earned = 71.34	
Score Before Incentives Credit			95.11%
Incentives Awarded			5.00 pts
PBP Verification			N/A pts
Total Score			100.11%



DHS, DFCS, Office of Provider Management
Performance-Based Placement Measures
RBWO Provider GA+SCORECARD - CCI
Report Quarter: Q3 FY2017



Provider/Program Name: Families First - College Park Boys Group Home (638) - CCI

Program Census Information:		# Children in Care During Quarter: 8	# Placements During Quarter: 8	# Children in Care On Last Day: 6
CCI Incentive Credits	Avg Performance All CCIs (Points)	Provider Performance (%)*	Possible Points (Weight)	Provider Points Earned
Early EPSDT Medical Visits		0%	2	0.00
Early EPSDT Dental Visits		50%	2	1.00
Permanency Contacts		0%	5	0.00
Additional Academic Supports		0%	2	0.00
Active Agency Accreditation		0%	4	0.00
Staff Clinical Licensure		0%	5	0.00
Behavior Management (threshold = 0)		100%	4	4.00
Incentives Total	7.73		24	5.00
Maximum total combined incentive credit allowed is 10 points.			Incentives Awarded	5.00

*Performance calculation descriptions can be found in the FY 2017 RBWO PBP Measurements and Standards Guide.

Child Protective Services Investigations and Dispositions

The following investigations data, which is not used for scoring but is considered significant to a provider's performance, is from Georgia SHINES and is not considered final or complete until the end of the fiscal year.

Total Reports:	0	
Number Screened In:	0	
Number Screened Out:	0	
Number Substantiated:	0	
Number Unsubstantiated:	0	
Number Active CPS Investigations:	0	



DHS, DFCS, Office of Provider Management
Performance-Based Placement Measures
RBWO Provider GA+SCORECARD - CCI



Report Quarter: Q3 FY2017

Provider/Program Name: Families First - Gwindale Girls Group Home (640) - CCI

2176 Ridgedale Dr., Grayson, GA 30017

Phone: 770-979-4969

Vendor ID# 35336

Quarterly Scores (Grades)

Q1: 99.08 (A+)

Q2: 93.78 (A-)

Q3: 88.95 (B+)

Q4: (N/A)

Current Quarter Score (Grade)

88.95%

(B+)

Program Census Information:

Children in Care During
Quarter: 7

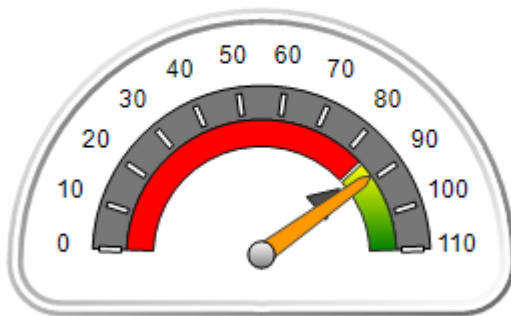
Placements During
Quarter: 7

Children in Care On Last
Day: 4

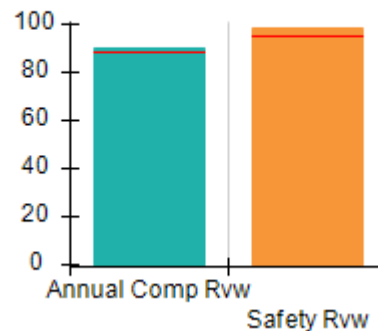
Quarterly Provider Comparisons to All CCIs

▼ indicates average for all CCIs

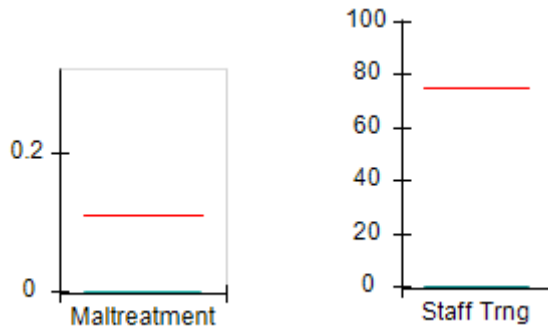
Overall Score (%)



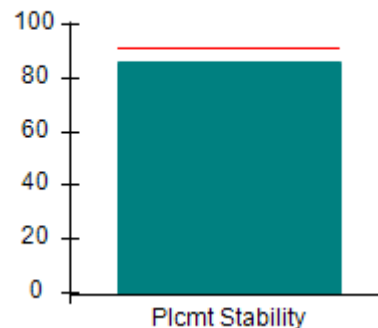
OPM Monitoring Reviews (%)



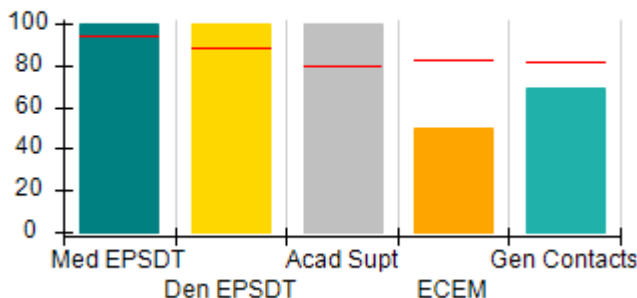
Safety Outcomes (%)



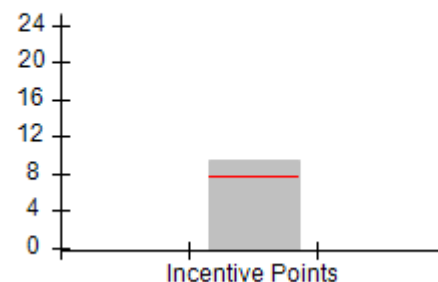
Permanency Outcomes (%)



Well-Being Outcomes (%)



Incentives Earned (Points)





DHS, DFCS, Office of Provider Management
Performance-Based Placement Measures
RBWO Provider GA+SCORECARD - CCI
Report Quarter: Q3 FY2017



Provider/Program Name: Families First - Gwindale Girls Group Home (640) - CCI				
2176 Ridgedale Dr., Grayson, GA 30017		Quarterly Scores (Grades)		Current Quarter Score (Grade)
Phone: 770-979-4969		Q1: 99.08 (A+)	Q2: 93.78 (A-)	88.95% (B+)
Vendor ID# 35336		Q3: 88.95 (B+)	Q4: (N/A)	
Program Census Information:		# Children in Care During Quarter: 7	# Placements During Quarter: 7	# Children in Care On Last Day: 4
	Avg Performance All CCIs (%)	Provider Performance (%)*	Possible Points (Weight)	Provider Points Earned
OPM Monitoring Reviews				
Annual Comprehensive Reviews	89%	90%	25	22.48
Safety Reviews	95%	98%	15	14.74
Monitoring Sub-Total			40	37.22
CCI Safety Outcomes				
Incidence of Maltreatment	0.11%	No Substantiated Reports	10	10.00
Staff Training	75%	0%	10	0.00
Safety Sub-Total			20	10.00
CCI Permanency Outcomes				
Placement Stability	91%	86%	15	12.90
Permanency Sub-Total			15	12.90
CCI Well-Being Outcomes				
EPSDT Medical Visits	94%	100%	4	4.00
EPSDT Dental Visits	88%	100%	4	4.00
Academic Supports	79%	100%	3	3.00
Provider ECEM Visits	83%	50%	7	3.50
Provider General Contacts	81%	69%	7	4.83
Placements with Siblings	38%	0%	Not Scored	Not Scored
Placements within Legal County	15%	0%	Not Scored	Not Scored
Well-Being Sub-Total			25	19.33
*Performance calculation descriptions can be found in the FY 2017 RBWO PBP Measurements and Standards Guide.				

Monitoring & Outcomes: Possible Points = 100	Points Earned = 79.45
Score Before Incentives Credit	79.45%
Incentives Awarded	9.50 pts
PBP Verification	N/A pts
Total Score	88.95%



DHS, DFCS, Office of Provider Management
Performance-Based Placement Measures
RBWO Provider GA+SCORECARD - CCI
Report Quarter: Q3 FY2017



Provider/Program Name: Families First - Gwindale Girls Group Home (640) - CCI

Program Census Information:		# Children in Care During Quarter: 7	# Placements During Quarter: 7	# Children in Care On Last Day: 4
CCI Incentive Credits	Avg Performance All CCIs (Points)	Provider Performance (%)*	Possible Points (Weight)	Provider Points Earned
Early EPSDT Medical Visits		100%	2	2.00
Early EPSDT Dental Visits		100%	2	2.00
Permanency Contacts		None Planned	5	
Additional Academic Supports		75%	2	1.50
Active Agency Accreditation		0%	4	0.00
Staff Clinical Licensure		0%	5	0.00
Behavior Management (threshold = 0)		100%	4	4.00
Incentives Total	7.73		24	9.50
Maximum total combined incentive credit allowed is 10 points.			Incentives Awarded	9.50

*Performance calculation descriptions can be found in the FY 2017 RBWO PBP Measurements and Standards Guide.

Child Protective Services Investigations and Dispositions

The following investigations data, which is not used for scoring but is considered significant to a provider's performance, is from Georgia SHINES and is not considered final or complete until the end of the fiscal year.

Total Reports:	0	
Number Screened In:	0	
Number Screened Out:	0	
Number Substantiated:	0	
Number Unsubstantiated:	0	
Number Active CPS Investigations:	0	



DHS, DFCS, Office of Provider Management
Performance-Based Placement Measures
RBWO Provider GA+SCORECARD - CCI



Report Quarter: Q3 FY2017

Provider/Program Name: Families First - Second Chance Home (642) - CCI

2625 Jerome Rd., College Park, GA 30349

Phone: 404-254-4182

Vendor ID# 35339

Quarterly Scores (Grades)

Q1: 101.83 (A+)

Q2: 90.28 (A-)

Q3: 101.57 (A+)

Q4: (N/A)

Current Quarter Score (Grade)

101.57%

(A+)

Program Census Information:

Children in Care During Quarter: 6

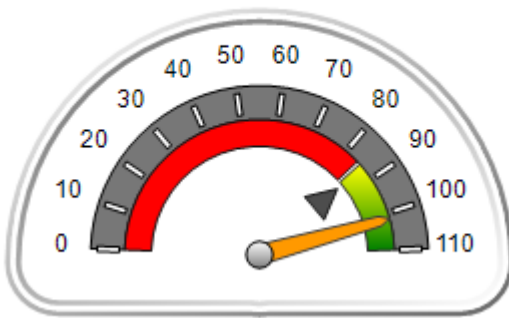
Placements During Quarter: 6

Children in Care On Last Day: 5

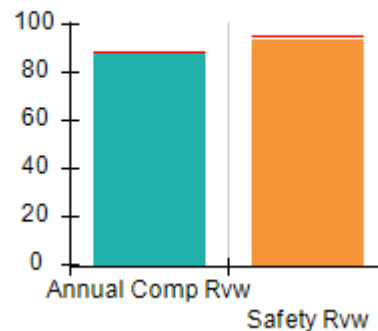
Quarterly Provider Comparisons to All CCIs

▼ indicates average for all CCIs

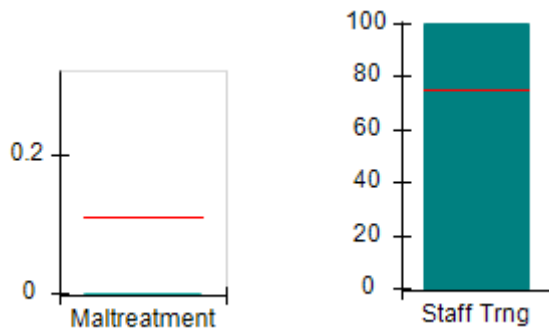
Overall Score (%)



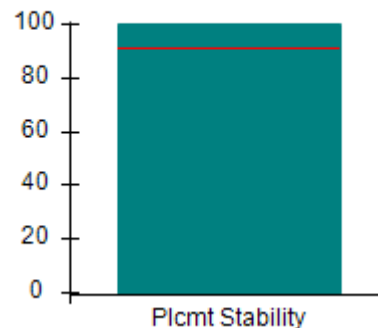
OPM Monitoring Reviews (%)



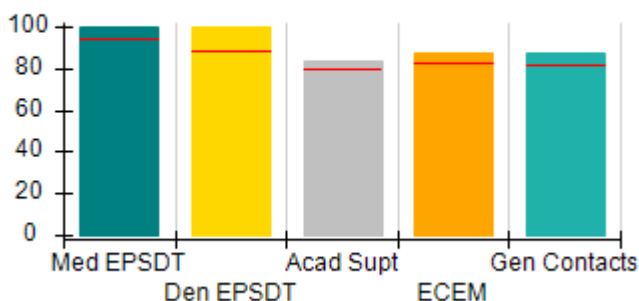
Safety Outcomes (%)



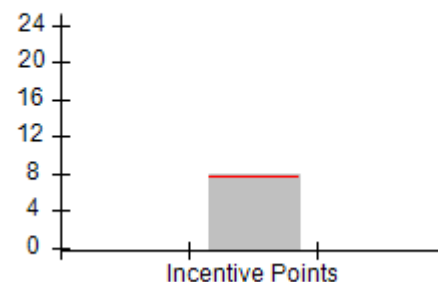
Permanency Outcomes (%)



Well-Being Outcomes (%)



Incentives Earned (Points)





DHS, DFCS, Office of Provider Management
Performance-Based Placement Measures
RBWO Provider GA+SCORECARD - CCI
Report Quarter: Q3 FY2017



Provider/Program Name: Families First - Second Chance Home (642) - CCI				
2625 Jerome Rd., College Park, GA 30349		Quarterly Scores (Grades)		Current Quarter Score (Grade)
Phone: 404-254-4182		Q1: 101.83 (A+)	Q2: 90.28 (A-)	101.57% (A+)
Vendor ID# 35339		Q3: 101.57 (A+)	Q4: (N/A)	
Program Census Information:		# Children in Care During Quarter: 6	# Placements During Quarter: 6	# Children in Care On Last Day: 5
	Avg Performance All CCIs (%)	Provider Performance (%)*	Possible Points (Weight)	Provider Points Earned
OPM Monitoring Reviews				
Annual Comprehensive Reviews	89%	88%	25	21.89
Safety Reviews	95%	93%	15	14.01
Monitoring Sub-Total			40	35.90
CCI Safety Outcomes				
Incidence of Maltreatment	0.11%	No Substantiated Reports	10	10.00
Staff Training	75%	100%	10	10.00
Safety Sub-Total			20	20.00
CCI Permanency Outcomes				
Placement Stability	91%	100%	15	15.00
Permanency Sub-Total			15	15.00
CCI Well-Being Outcomes				
EPSDT Medical Visits	94%	100%	4	4.00
EPSDT Dental Visits	88%	100%	4	4.00
Academic Supports	79%	83%	3	2.49
Provider ECEM Visits	83%	87%	7	6.09
Provider General Contacts	81%	87%	7	6.09
Placements with Siblings	38%	0%	Not Scored	Not Scored
Placements within Legal County	15%	100%	Not Scored	Not Scored
Well-Being Sub-Total			25	22.67
*Performance calculation descriptions can be found in the FY 2017 RBWO PBP Measurements and Standards Guide.				

Monitoring & Outcomes: Possible Points = 100	Points Earned = 93.57
Score Before Incentives Credit	93.57%
Incentives Awarded	8.00 pts
PBP Verification	N/A pts
Total Score	101.57%



DHS, DFCS, Office of Provider Management
Performance-Based Placement Measures
RBWO Provider GA+SCORECARD - CCI
Report Quarter: Q3 FY2017



Provider/Program Name: Families First - Second Chance Home (642) - CCI

Program Census Information:		# Children in Care During Quarter: 6	# Placements During Quarter: 6	# Children in Care On Last Day: 5
CCI Incentive Credits	Avg Performance All CCIs (Points)	Provider Performance (%)*	Possible Points (Weight)	Provider Points Earned
Early EPSDT Medical Visits		100%	2	2.00
Early EPSDT Dental Visits		100%	2	2.00
Permanency Contacts		None Planned	5	
Additional Academic Supports		0%	2	0.00
Active Agency Accreditation		0%	4	0.00
Staff Clinical Licensure		0%	5	0.00
Behavior Management (threshold = 0)		100%	4	4.00
Incentives Total	7.73		24	8.00
Maximum total combined incentive credit allowed is 10 points.			Incentives Awarded	8.00

*Performance calculation descriptions can be found in the FY 2017 RBWO PBP Measurements and Standards Guide.

Child Protective Services Investigations and Dispositions

The following investigations data, which is not used for scoring but is considered significant to a provider's performance, is from Georgia SHINES and is not considered final or complete until the end of the fiscal year.

Total Reports:	0	
Number Screened In:	0	
Number Screened Out:	0	
Number Substantiated:	0	
Number Unsubstantiated:	0	
Number Active CPS Investigations:	0	



DHS, DFCS, Office of Provider Management
Performance-Based Placement Measures
RBWO Provider GA+SCORECARD - CCI



Report Quarter: Q3 FY2017

Provider/Program Name: Family Choices - (5153) - CCI

6345 Queens Road, Douglasville, GA 30135

Phone: 404-474-2064

Vendor ID# 54024

Quarterly Scores (Grades)

Q1: 101.82 (A+)

Q2: 103.76 (A+)

Q3: 104.41 (A+)

Q4: (N/A)

Current Quarter Score (Grade)

104.41%

(A+)

Program Census Information:

Children in Care During
Quarter: 7

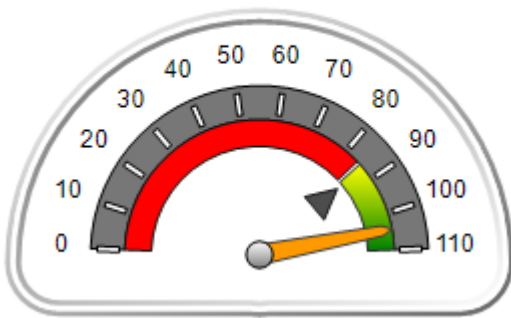
Placements During
Quarter: 7

Children in Care On Last
Day: 5

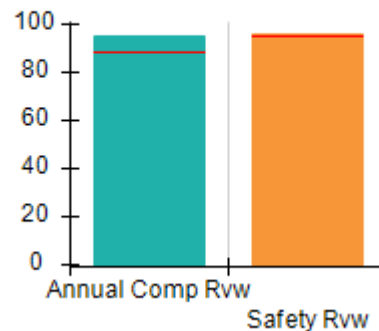
Quarterly Provider Comparisons to All CCIs

▼ indicates average for all CCIs

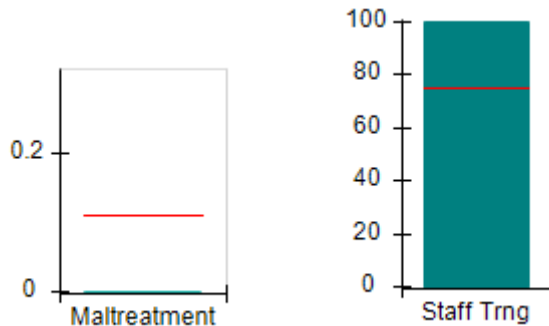
Overall Score (%)



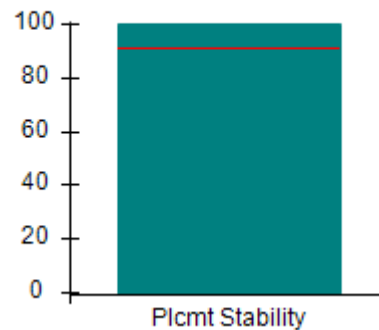
OPM Monitoring Reviews (%)



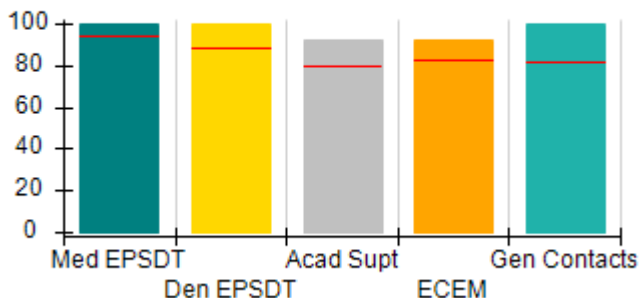
Safety Outcomes (%)



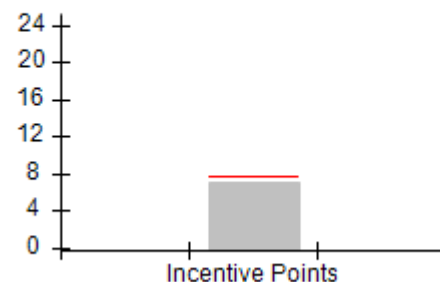
Permanency Outcomes (%)



Well-Being Outcomes (%)



Incentives Earned (Points)





DHS, DFCS, Office of Provider Management
Performance-Based Placement Measures
RBWO Provider GA+SCORECARD - CCI



Report Quarter: Q3 FY2017

Provider/Program Name: Family Choices - (5153) - CCI

6345 Queens Road, Douglasville, GA 30135		Quarterly Scores (Grades)		Current Quarter Score (Grade)
Phone: 404-474-2064		Q1: 101.82 (A+)	Q2: 103.76 (A+)	104.41%
Vendor ID# 54024		Q3: 104.41 (A+)	Q4: (N/A)	(A+)
Program Census Information:		# Children in Care During Quarter: 7	# Placements During Quarter: 7	# Children in Care On Last Day: 5
	Avg Performance All CCIs (%)	Provider Performance (%)*	Possible Points (Weight)	Provider Points Earned
OPM Monitoring Reviews				
Annual Comprehensive Reviews	89%	95%	25	23.85
Safety Reviews	95%	96%	15	14.36
Monitoring Sub-Total			40	38.21
CCI Safety Outcomes				
Incidence of Maltreatment	0.11%	No Substantiated Reports	10	10.00
Staff Training	75%	100%	10	10.00
Safety Sub-Total			20	20.00
CCI Permanency Outcomes				
Placement Stability	91%	100%	15	15.00
Permanency Sub-Total			15	15.00
CCI Well-Being Outcomes				
EPSDT Medical Visits	94%	100%	4	4.00
EPSDT Dental Visits	88%	100%	4	4.00
Academic Supports	79%	92%	3	2.76
Provider ECEM Visits	83%	92%	7	6.44
Provider General Contacts	81%	100%	7	7.00
Placements with Siblings	38%	0%	Not Scored	Not Scored
Placements within Legal County	15%	0%	Not Scored	Not Scored
Well-Being Sub-Total			25	24.20

*Performance calculation descriptions can be found in the FY 2017 RBWO PBP Measurements and Standards Guide.

Monitoring & Outcomes: Possible Points = 100		Points Earned = 97.41	
Score Before Incentives Credit		97.41%	
Incentives Awarded		7.00 pts	
PBP Verification		N/A pts	
Total Score		104.41%	



DHS, DFCS, Office of Provider Management
Performance-Based Placement Measures
RBWO Provider GA+SCORECARD - CCI
Report Quarter: Q3 FY2017



Provider/Program Name: Family Choices - (5153) - CCI

Program Census Information:		# Children in Care During Quarter: 7	# Placements During Quarter: 7	# Children in Care On Last Day: 5
CCI Incentive Credits	Avg Performance All CCIs (Points)	Provider Performance (%)*	Possible Points (Weight)	Provider Points Earned
Early EPSDT Medical Visits		100%	2	2.00
Early EPSDT Dental Visits		0%	2	0.00
Permanency Contacts		None Planned	5	
Additional Academic Supports		50%	2	1.00
Active Agency Accreditation		0%	4	0.00
Staff Clinical Licensure		0%	5	0.00
Behavior Management (threshold = 0)		100%	4	4.00
Incentives Total	7.73		24	7.00
Maximum total combined incentive credit allowed is 10 points.			Incentives Awarded	7.00

*Performance calculation descriptions can be found in the FY 2017 RBWO PBP Measurements and Standards Guide.

Child Protective Services Investigations and Dispositions

The following investigations data, which is not used for scoring but is considered significant to a provider's performance, is from Georgia SHINES and is not considered final or complete until the end of the fiscal year.

Total Reports:	0	
Number Screened In:	0	
Number Screened Out:	0	
Number Substantiated:	0	
Number Unsubstantiated:	0	
Number Active CPS Investigations:	0	



DHS, DFCS, Office of Provider Management
Performance-Based Placement Measures
RBWO Provider GA+SCORECARD - CCI



Report Quarter: Q3 FY2017

Provider/Program Name: Family Crisis Center of Walker, Dade, Catoosa, Chattooga Counties - The Cottage (645) - CCI

467 Long Hollow Rd., Rock Spring, GA 30739

Phone: 706-375-9060

Vendor ID# 35341

Quarterly Scores (Grades)

Current Quarter Score (Grade)

Q1: 93.79 (A-)

Q2: 99.21 (A+)

96.39%

Q3: 96.39 (A)

Q4: (N/A)

(A)

Program Census Information:

Children in Care During
Quarter: 21

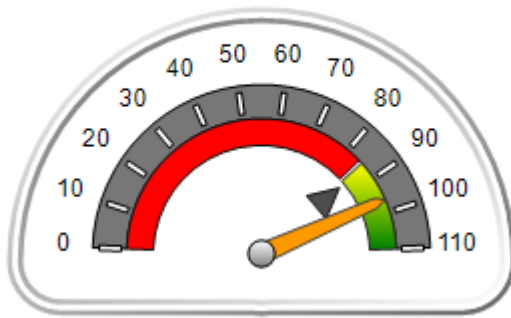
Placements During
Quarter: 21

Children in Care On Last
Day: 16

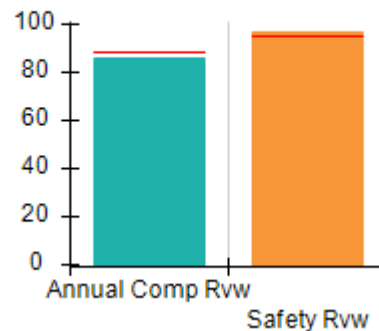
Quarterly Provider Comparisons to All CCIs

▼ — indicates average for all CCIs

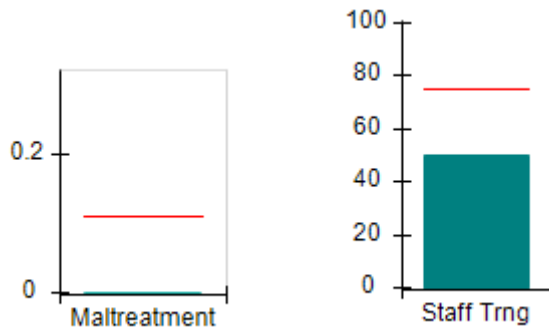
Overall Score (%)



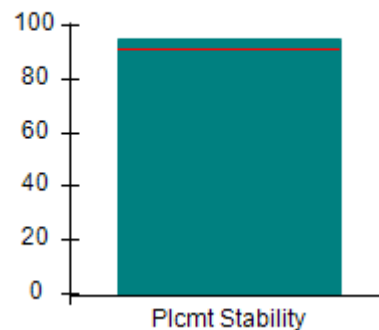
OPM Monitoring Reviews (%)



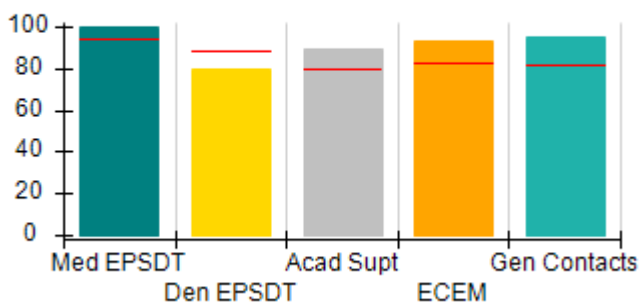
Safety Outcomes (%)



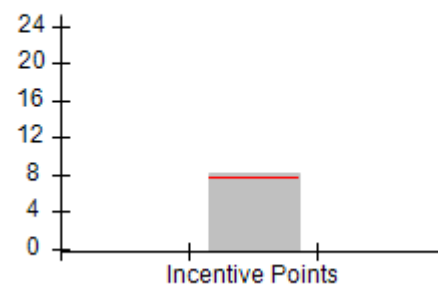
Permanency Outcomes (%)



Well-Being Outcomes (%)



Incentives Earned (Points)





DHS, DFCS, Office of Provider Management
Performance-Based Placement Measures
RBWO Provider GA+SCORECARD - CCI



Report Quarter: Q3 FY2017

Provider/Program Name: Family Crisis Center of Walker, Dade, Catoosa, Chattooga Counties - The Cottage (645) - CCI				
467 Long Hollow Rd., Rock Spring, GA 30739		Quarterly Scores (Grades)		Current Quarter Score (Grade)
Phone: 706-375-9060		Q1: 93.79 (A-)	Q2: 99.21 (A+)	96.39%
Vendor ID# 35341		Q3: 96.39 (A)	Q4: (N/A)	(A)
Program Census Information:		# Children in Care During Quarter: 21	# Placements During Quarter: 21	# Children in Care On Last Day: 16
	Avg Performance All CCIs (%)	Provider Performance (%)*	Possible Points (Weight)	Provider Points Earned
OPM Monitoring Reviews				
Annual Comprehensive Reviews	89%	86%	25	21.51
Safety Reviews	95%	97%	15	14.56
Monitoring Sub-Total			40	36.07
CCI Safety Outcomes				
Incidence of Maltreatment	0.11%	No Substantiated Reports	10	10.00
Staff Training	75%	50%	10	5.00
Safety Sub-Total			20	15.00
CCI Permanency Outcomes				
Placement Stability	91%	95%	15	14.25
Permanency Sub-Total			15	14.25
CCI Well-Being Outcomes				
EPSDT Medical Visits	94%	100%	4	4.00
EPSDT Dental Visits	88%	80%	4	3.20
Academic Supports	79%	89%	3	2.67
Provider ECEM Visits	83%	93%	7	6.51
Provider General Contacts	81%	95%	7	6.65
Placements with Siblings	38%	60%	Not Scored	Not Scored
Placements within Legal County	15%	57%	Not Scored	Not Scored
Well-Being Sub-Total			25	23.03
*Performance calculation descriptions can be found in the FY 2017 RBWO PBP Measurements and Standards Guide.				

Monitoring & Outcomes: Possible Points = 100		Points Earned = 88.35	
Score Before Incentives Credit			88.35%
Incentives Awarded			8.04 pts
PBP Verification			N/A pts
Total Score			96.39%



DHS, DFCS, Office of Provider Management
Performance-Based Placement Measures
RBWO Provider GA+SCORECARD - CCI



Report Quarter: Q3 FY2017

Provider/Program Name: Family Crisis Center of Walker, Dade, Catoosa, Chattooga Counties - The Cottage (645) - CCI

Program Census Information:		# Children in Care During Quarter: 21	# Placements During Quarter: 21	# Children in Care On Last Day: 16
CCI Incentive Credits	Avg Performance All CCIs (Points)	Provider Performance (%)*	Possible Points (Weight)	Provider Points Earned
Early EPSDT Medical Visits		100%	2	2.00
Early EPSDT Dental Visits		25%	2	0.50
Permanency Contacts		30%	5	1.50
Additional Academic Supports		2%	2	0.04
Active Agency Accreditation		0%	4	0.00
Staff Clinical Licensure		0%	5	0.00
Behavior Management (threshold = 0)		100%	4	4.00
Incentives Total	7.73		24	8.04
Maximum total combined incentive credit allowed is 10 points.			Incentives Awarded	8.04

*Performance calculation descriptions can be found in the FY 2017 RBWO PBP Measurements and Standards Guide.

Child Protective Services Investigations and Dispositions

The following investigations data, which is not used for scoring but is considered significant to a provider's performance, is from Georgia SHINES and is not considered final or complete until the end of the fiscal year.

Total Reports:	1
Number Screened In:	0
Number Screened Out:	1
Number Substantiated:	0
Number Unsubstantiated:	0
Number Active CPS Investigations:	0



DHS, DFCS, Office of Provider Management
Performance-Based Placement Measures
RBWO Provider GA+SCORECARD - CCI



Report Quarter: Q3 FY2017

Provider/Program Name: Family Support Council - Oak Haven Second Chance Home (646) - CCI

216 Fort Hill Terr., Dalton, GA 30720

Phone: 706-259-4550

Vendor ID# 35343

Quarterly Scores (Grades)

Current Quarter Score (Grade)

Q1: 94.28 (A)

Q2: 89.02 (B+)

94.31%

Q3: 94.31 (A)

Q4: (N/A)

(A)

Program Census Information:

Children in Care During Quarter: 8

Placements During Quarter: 8

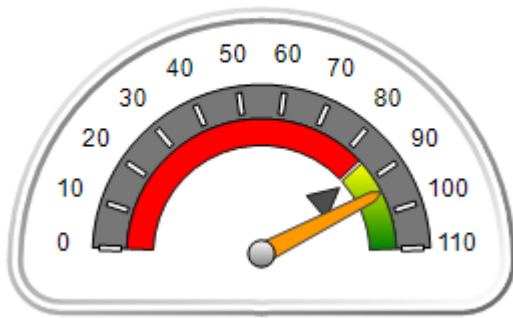
Children in Care On Last Day: 7

Quarterly Provider Comparisons to All CCIs

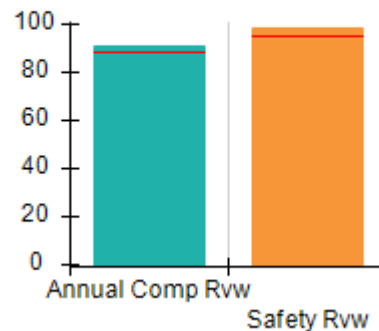


indicates average for all CCIs

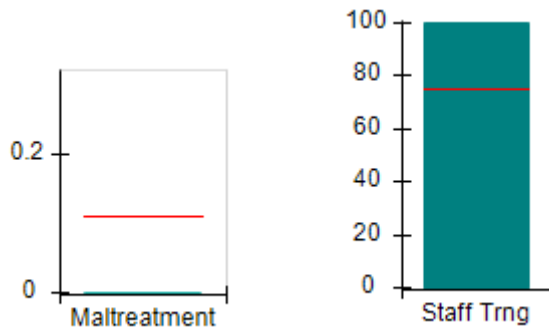
Overall Score (%)



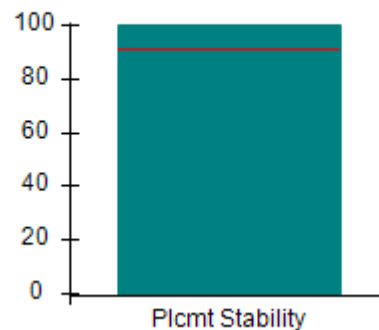
OPM Monitoring Reviews (%)



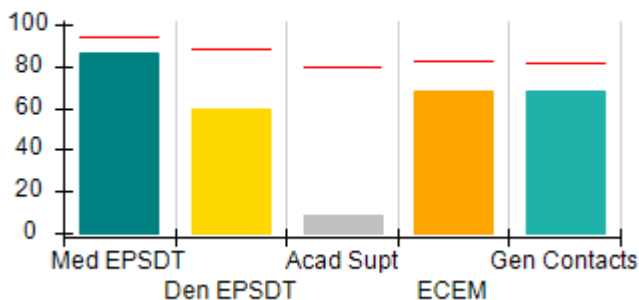
Safety Outcomes (%)



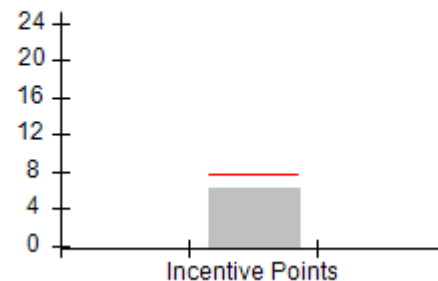
Permanency Outcomes (%)



Well-Being Outcomes (%)



Incentives Earned (Points)





DHS, DFCS, Office of Provider Management
Performance-Based Placement Measures
RBWO Provider GA+SCORECARD - CCI



Report Quarter: Q3 FY2017

Provider/Program Name: Family Support Council - Oak Haven Second Chance Home (646) - CCI				
216 Fort Hill Terr., Dalton, GA 30720		Quarterly Scores (Grades)		Current Quarter Score (Grade)
Phone: 706-259-4550		Q1: 94.28 (A)	Q2: 89.02 (B+)	94.31% (A)
Vendor ID# 35343		Q3: 94.31 (A)	Q4: (N/A)	
Program Census Information:		# Children in Care During Quarter: 8	# Placements During Quarter: 8	# Children in Care On Last Day: 7
	Avg Performance All CCIs (%)	Provider Performance (%)*	Possible Points (Weight)	Provider Points Earned
OPM Monitoring Reviews				
Annual Comprehensive Reviews	89%	91%	25	22.66
Safety Reviews	95%	99%	15	14.83
Monitoring Sub-Total			40	37.48
CCI Safety Outcomes				
Incidence of Maltreatment	0.11%	No Substantiated Reports	10	10.00
Staff Training	75%	100%	10	10.00
Safety Sub-Total			20	20.00
CCI Permanency Outcomes				
Placement Stability	91%	100%	15	15.00
Permanency Sub-Total			15	15.00
CCI Well-Being Outcomes				
EPSDT Medical Visits	94%	86%	4	3.44
EPSDT Dental Visits	88%	60%	4	2.40
Academic Supports	79%	9%	3	0.27
Provider ECEM Visits	83%	68%	7	4.76
Provider General Contacts	81%	68%	7	4.76
Placements with Siblings	38%	67%	Not Scored	Not Scored
Placements within Legal County	15%	0%	Not Scored	Not Scored
Well-Being Sub-Total			25	15.63
*Performance calculation descriptions can be found in the FY 2017 RBWO PBP Measurements and Standards Guide.				

Monitoring & Outcomes: Possible Points = 100	Points Earned = 88.11
Score Before Incentives Credit	88.11%
Incentives Awarded	6.20 pts
PBP Verification	N/A pts
Total Score	94.31%



DHS, DFCS, Office of Provider Management
Performance-Based Placement Measures
RBWO Provider GA+SCORECARD - CCI



Report Quarter: Q3 FY2017

Provider/Program Name: Family Support Council - Oak Haven Second Chance Home (646) - CCI

Program Census Information:		# Children in Care During Quarter: 8	# Placements During Quarter: 8	# Children in Care On Last Day: 7
CCI Incentive Credits	Avg Performance All CCIs (Points)	Provider Performance (%)*	Possible Points (Weight)	Provider Points Earned
Early EPSDT Medical Visits		50%	2	1.00
Early EPSDT Dental Visits		60%	2	1.20
Permanency Contacts		None Planned	5	
Additional Academic Supports		0%	2	0.00
Active Agency Accreditation		0%	4	0.00
Staff Clinical Licensure		0%	5	0.00
Behavior Management (threshold = 0)		100%	4	4.00
Incentives Total	7.73		24	6.20
Maximum total combined incentive credit allowed is 10 points.			Incentives Awarded	6.20

*Performance calculation descriptions can be found in the FY 2017 RBWO PBP Measurements and Standards Guide.

Child Protective Services Investigations and Dispositions

The following investigations data, which is not used for scoring but is considered significant to a provider's performance, is from Georgia SHINES and is not considered final or complete until the end of the fiscal year.

Total Reports:	0
Number Screened In:	0
Number Screened Out:	0
Number Substantiated:	0
Number Unsubstantiated:	0
Number Active CPS Investigations:	0



DHS, DFCS, Office of Provider Management
Performance-Based Placement Measures
RBWO Provider GA+SCORECARD - CCI



Report Quarter: Q3 FY2017

Provider/Program Name: Foundation Group Home, Inc. - CCI (992) - CCI

827 Tallapoosa Street, Bremen, GA 30110

Phone: 770-537-0700

Vendor ID# 44184

Quarterly Scores (Grades)

Q1: 79.80 (C+)

Q2: 74.25 (C)

Q3: 81.94 (B-)

Q4: (N/A)

Current Quarter Score
(Grade)

81.94%

(B-)

Program Census Information:

Children in Care During
Quarter: 18

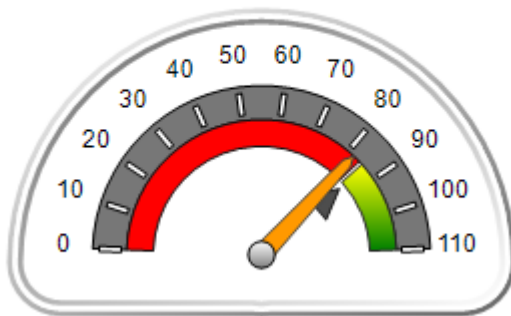
Placements During
Quarter: 18

Children in Care On Last
Day: 7

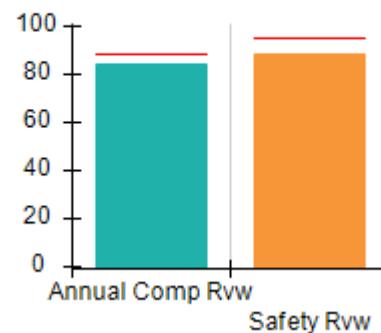
Quarterly Provider Comparisons to All CCIs

▼ indicates average for all CCIs

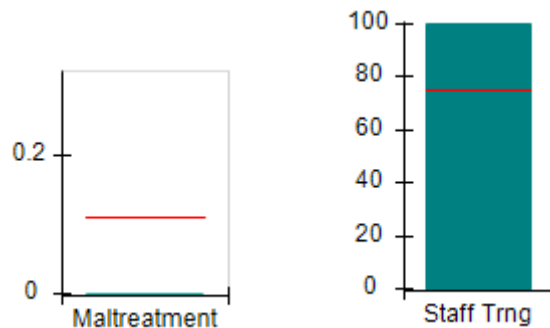
Overall Score (%)



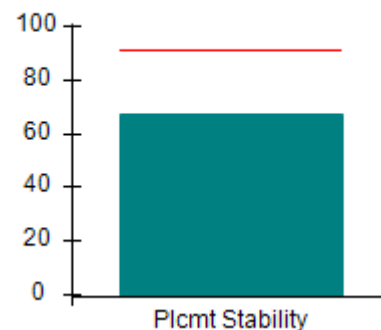
OPM Monitoring Reviews (%)



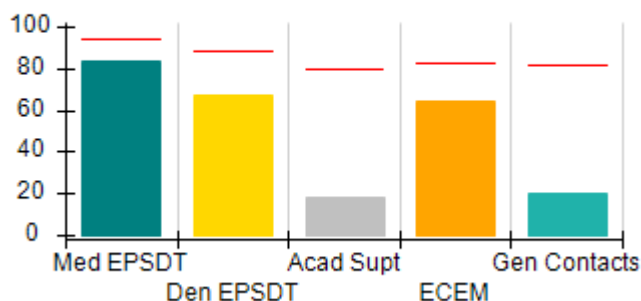
Safety Outcomes (%)



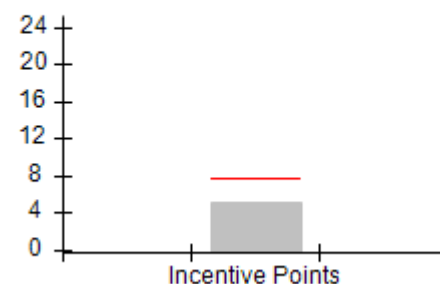
Permanency Outcomes (%)



Well-Being Outcomes (%)



Incentives Earned (Points)





DHS, DFCS, Office of Provider Management
Performance-Based Placement Measures
RBWO Provider GA+SCORECARD - CCI
Report Quarter: Q3 FY2017



Provider/Program Name: Foundation Group Home, Inc. - CCI (992) - CCI

827 Tallapoosa Street, Bremen, GA 30110		Quarterly Scores (Grades)		Current Quarter Score (Grade)
Phone: 770-537-0700		Q1: 79.80 (C+)	Q2: 74.25 (C)	81.94% (B-)
Vendor ID# 44184		Q3: 81.94 (B-)	Q4: (N/A)	
Program Census Information:		# Children in Care During Quarter: 18	# Placements During Quarter: 18	# Children in Care On Last Day: 7
	Avg Performance All CCIs (%)	Provider Performance (%)*	Possible Points (Weight)	Provider Points Earned
OPM Monitoring Reviews				
Annual Comprehensive Reviews	89%	85%	25	21.15
Safety Reviews	95%	89%	15	13.32
Monitoring Sub-Total			40	34.47
CCI Safety Outcomes				
Incidence of Maltreatment	0.11%	No Substantiated Reports	10	10.00
Staff Training	75%	100%	10	10.00
Safety Sub-Total			20	20.00
CCI Permanency Outcomes				
Placement Stability	91%	67%	15	10.05
Permanency Sub-Total			15	10.05
CCI Well-Being Outcomes				
EPSDT Medical Visits	94%	83%	4	3.32
EPSDT Dental Visits	88%	67%	4	2.68
Academic Supports	79%	18%	3	0.54
Provider ECEM Visits	83%	64%	7	4.48
Provider General Contacts	81%	20%	7	1.40
Placements with Siblings	38%	0%	Not Scored	Not Scored
Placements within Legal County	15%	0%	Not Scored	Not Scored
Well-Being Sub-Total			25	12.42
*Performance calculation descriptions can be found in the FY 2017 RBWO PBP Measurements and Standards Guide.				

Monitoring & Outcomes: Possible Points = 100	Points Earned = 76.94
Score Before Incentives Credit	76.94%
Incentives Awarded	5.00 pts
PBP Verification	N/A pts
Total Score	81.94%



DHS, DFCS, Office of Provider Management
Performance-Based Placement Measures
RBWO Provider GA+SCORECARD - CCI
Report Quarter: Q3 FY2017



Provider/Program Name: Foundation Group Home, Inc. - CCI (992) - CCI

Program Census Information:		# Children in Care During Quarter: 18	# Placements During Quarter: 18	# Children in Care On Last Day: 7
CCI Incentive Credits	Avg Performance All CCIs (Points)	Provider Performance (%)*	Possible Points (Weight)	Provider Points Earned
Early EPSDT Medical Visits		50%	2	1.00
Early EPSDT Dental Visits		0%	2	0.00
Permanency Contacts		0%	5	0.00
Additional Academic Supports		0%	2	0.00
Active Agency Accreditation		0%	4	0.00
Staff Clinical Licensure		0%	5	0.00
Behavior Management (threshold = 0)		100%	4	4.00
Incentives Total	7.73		24	5.00
Maximum total combined incentive credit allowed is 10 points.			Incentives Awarded	5.00

*Performance calculation descriptions can be found in the FY 2017 RBWO PBP Measurements and Standards Guide.

Child Protective Services Investigations and Dispositions

The following investigations data, which is not used for scoring but is considered significant to a provider's performance, is from Georgia SHINES and is not considered final or complete until the end of the fiscal year.

Total Reports:	1	
Number Screened In:	1	
Number Screened Out:	0	
Number Substantiated:	0	
Number Unsubstantiated:	0	
Number Active CPS Investigations:	1	



DHS, DFCS, Office of Provider Management
Performance-Based Placement Measures
RBWO Provider GA+SCORECARD - CCI



Report Quarter: Q3 FY2017

Provider/Program Name: Genesis House for Homeless, Inc. - (654) - CCI

2107 Hwy 41 North, Perry, GA 31069

Phone: 478-987-7466

Vendor ID# 35355

Quarterly Scores (Grades)

Q1: 99.95 (A+)

Q2: 103.62 (A+)

Q3: 100.92 (A+)

Q4: (N/A)

Current Quarter Score (Grade)

100.92%

(A+)

Program Census Information:

Children in Care During Quarter: 8

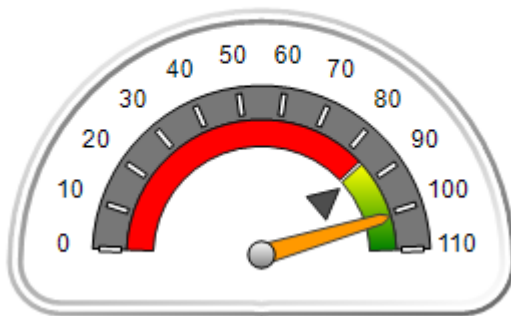
Placements During Quarter: 8

Children in Care On Last Day: 6

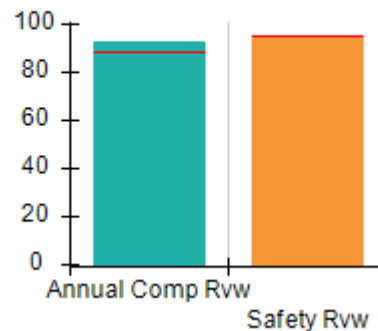
Quarterly Provider Comparisons to All CCIs

▼ indicates average for all CCIs

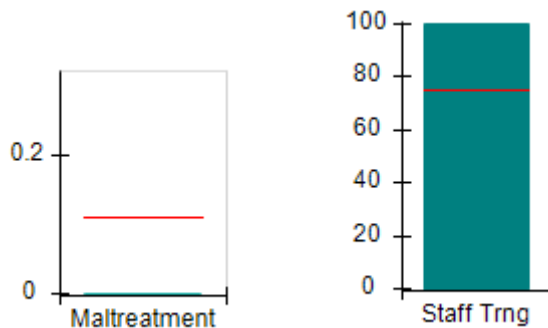
Overall Score (%)



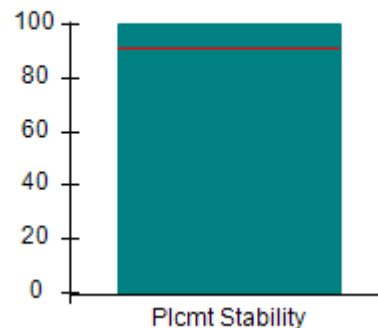
OPM Monitoring Reviews (%)



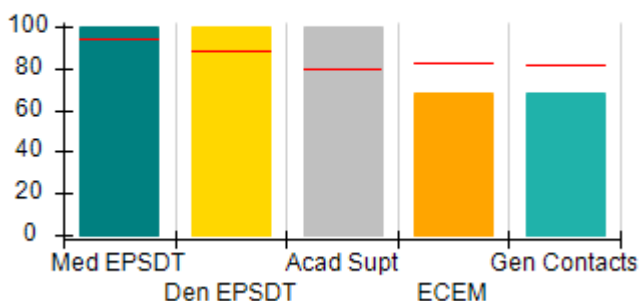
Safety Outcomes (%)



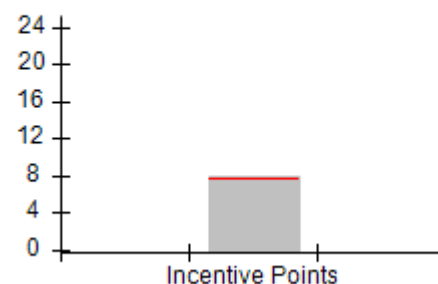
Permanency Outcomes (%)



Well-Being Outcomes (%)



Incentives Earned (Points)





DHS, DFCS, Office of Provider Management
Performance-Based Placement Measures
RBWO Provider GA+SCORECARD - CCI
Report Quarter: Q3 FY2017



Provider/Program Name: Genesis House for Homeless, Inc. - (654) - CCI

2107 Hwy 41 North, Perry, GA 31069

Phone: 478-987-7466

Vendor ID# 35355

Quarterly Scores (Grades)

Current Quarter Score (Grade)

Q1: 99.95 (A+)

Q2: 103.62 (A+)

100.92%

Q3: 100.92 (A+)

Q4: (N/A)

(A+)

Program Census Information:

Children in Care During
Quarter: 8

Placements During
Quarter: 8

Children in Care On
Last Day: 6

**Avg
Performance All
CCIs (%)**

**Provider
Performance (%)***

**Possible Points
(Weight)**

**Provider Points
Earned**

OPM Monitoring Reviews

Annual Comprehensive Reviews	89%	93%	25	23.19
Safety Reviews	95%	95%	15	14.21
Monitoring Sub-Total			40	37.40

CCI Safety Outcomes

Incidence of Maltreatment	0.11%	No Substantiated Reports	10	10.00
Staff Training	75%	100%	10	10.00
Safety Sub-Total			20	20.00

CCI Permanency Outcomes

Placement Stability	91%	100%	15	15.00
Permanency Sub-Total			15	15.00

CCI Well-Being Outcomes

EPSDT Medical Visits	94%	100%	4	4.00
EPSDT Dental Visits	88%	100%	4	4.00
Academic Supports	79%	100%	3	3.00
Provider ECEM Visits	83%	68%	7	4.76
Provider General Contacts	81%	68%	7	4.76
Placements with Siblings	38%	0%	Not Scored	Not Scored
Placements within Legal County	15%	Not Eligible	Not Scored	Not Scored
Well-Being Sub-Total			25	20.52

*Performance calculation descriptions can be found in the FY 2017 RBWO PBP Measurements and Standards Guide.

Monitoring & Outcomes: Possible Points = 100

Points Earned = 92.92

Score Before Incentives Credit

92.92%

Incentives Awarded

8.00 pts

PBP Verification

N/A pts

Total Score

100.92%



DHS, DFCS, Office of Provider Management
Performance-Based Placement Measures
RBWO Provider GA+SCORECARD - CCI
Report Quarter: Q3 FY2017



Provider/Program Name: Genesis House for Homeless, Inc. - (654) - CCI

Program Census Information:		# Children in Care During Quarter: 8	# Placements During Quarter: 8	# Children in Care On Last Day: 6
CCI Incentive Credits	Avg Performance All CCIs (Points)	Provider Performance (%)*	Possible Points (Weight)	Provider Points Earned
Early EPSDT Medical Visits		Not Eligible	2	
Early EPSDT Dental Visits		100%	2	2.00
Permanency Contacts		0%	5	0.00
Additional Academic Supports		100%	2	2.00
Active Agency Accreditation		0%	4	0.00
Staff Clinical Licensure		0%	5	0.00
Behavior Management (threshold = 0)		100%	4	4.00
Incentives Total	7.73		24	8.00
Maximum total combined incentive credit allowed is 10 points.			Incentives Awarded	8.00

*Performance calculation descriptions can be found in the FY 2017 RBWO PBP Measurements and Standards Guide.

Child Protective Services Investigations and Dispositions

The following investigations data, which is not used for scoring but is considered significant to a provider's performance, is from Georgia SHINES and is not considered final or complete until the end of the fiscal year.

Total Reports:	0	
Number Screened In:	0	
Number Screened Out:	0	
Number Substantiated:	0	
Number Unsubstantiated:	0	
Number Active CPS Investigations:	0	



DHS, DFCS, Office of Provider Management
Performance-Based Placement Measures
RBWO Provider GA+SCORECARD - CCI



Report Quarter: Q3 FY2017

Provider/Program Name: Georgia Baptist Children's Home & Family Ministries - Alice's House (663) - CCI

624 Folds Rd., Carrollton, GA 30117

Phone: 770-834-1116

Vendor ID# 35358

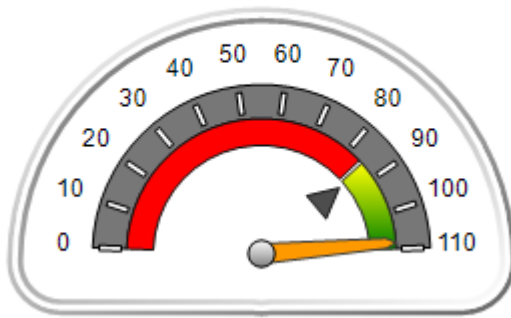
Quarterly Scores (Grades)		Current Quarter Score (Grade)
Q1: 102.80 (A+)	Q2: 107.92 (A+)	108.30% (A+)
Q3: 108.30 (A+)	Q4: (N/A)	

Program Census Information:	# Children in Care During Quarter: 11	# Placements During Quarter: 11	# Children in Care On Last Day: 10
-----------------------------	---------------------------------------	---------------------------------	------------------------------------

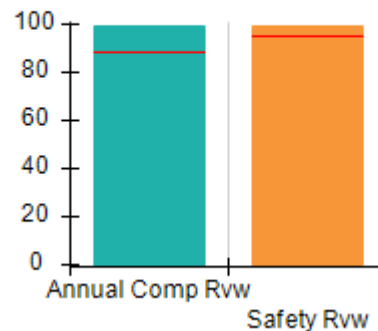
Quarterly Provider Comparisons to All CCIs

▼ indicates average for all CCIs

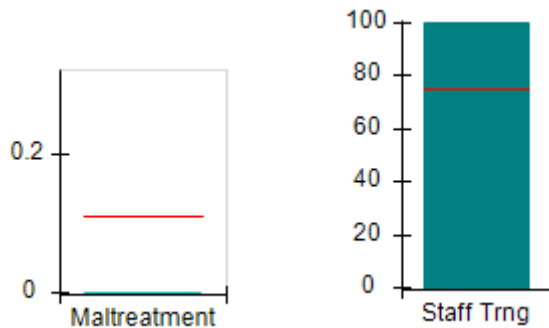
Overall Score (%)



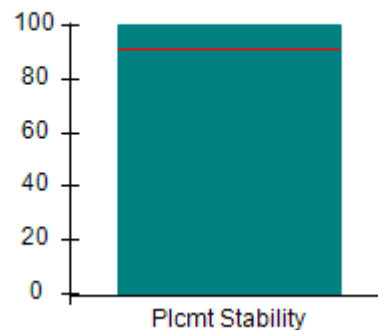
OPM Monitoring Reviews (%)



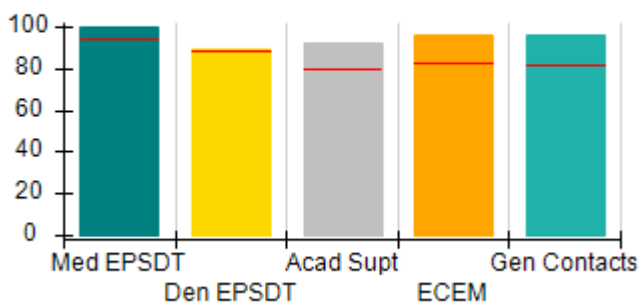
Safety Outcomes (%)



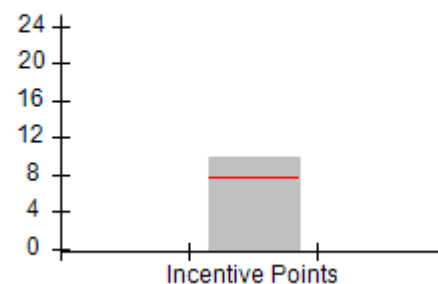
Permanency Outcomes (%)



Well-Being Outcomes (%)



Incentives Earned (Points)





DHS, DFCS, Office of Provider Management
Performance-Based Placement Measures
RBWO Provider GA+SCORECARD - CCI



Report Quarter: Q3 FY2017

Provider/Program Name: Georgia Baptist Children's Home & Family Ministries - Alice's House (663) - CCI				
624 Folds Rd., Carrollton, GA 30117		Quarterly Scores (Grades)		Current Quarter Score (Grade)
Phone: 770-834-1116		Q1: 102.80 (A+)	Q2: 107.92 (A+)	108.30%
Vendor ID# 35358		Q3: 108.30 (A+)	Q4: (N/A)	(A+)
Program Census Information:		# Children in Care During Quarter: 11	# Placements During Quarter: 11	# Children in Care On Last Day: 10
	Avg Performance All CCIs (%)	Provider Performance (%)*	Possible Points (Weight)	Provider Points Earned
OPM Monitoring Reviews				
Annual Comprehensive Reviews	89%	99%	25	24.83
Safety Reviews	95%	99%	15	14.89
Monitoring Sub-Total			40	39.72
CCI Safety Outcomes				
Incidence of Maltreatment	0.11%	No Substantiated Reports	10	10.00
Staff Training	75%	100%	10	10.00
Safety Sub-Total			20	20.00
CCI Permanency Outcomes				
Placement Stability	91%	100%	15	15.00
Permanency Sub-Total			15	15.00
CCI Well-Being Outcomes				
EPSDT Medical Visits	94%	100%	4	4.00
EPSDT Dental Visits	88%	89%	4	3.56
Academic Supports	79%	92%	3	2.76
Provider ECEM Visits	83%	96%	7	6.72
Provider General Contacts	81%	96%	7	6.72
Placements with Siblings	38%	73%	Not Scored	Not Scored
Placements within Legal County	15%	0%	Not Scored	Not Scored
Well-Being Sub-Total			25	23.76
*Performance calculation descriptions can be found in the FY 2017 RBWO PBP Measurements and Standards Guide.				

Monitoring & Outcomes: Possible Points = 100		Points Earned = 98.48	
Score Before Incentives Credit			98.48%
Incentives Awarded			9.82 pts
PBP Verification			N/A pts
Total Score			108.30%



DHS, DFCS, Office of Provider Management
Performance-Based Placement Measures
RBWO Provider GA+SCORECARD - CCI



Report Quarter: Q3 FY2017

Provider/Program Name: Georgia Baptist Children's Home & Family Ministries - Alice's House (663) - CCI

Program Census Information:		# Children in Care During Quarter: 11	# Placements During Quarter: 11	# Children in Care On Last Day: 10
CCI Incentive Credits	Avg Performance All CCIs (Points)	Provider Performance (%)*	Possible Points (Weight)	Provider Points Earned
Early EPSDT Medical Visits		100%	2	2.00
Early EPSDT Dental Visits		83%	2	1.66
Permanency Contacts		None Planned	5	
Additional Academic Supports		8%	2	0.16
Active Agency Accreditation		50%	4	2.00
Staff Clinical Licensure		0%	5	0.00
Behavior Management (threshold = 0)		100%	4	4.00
Incentives Total	7.73		24	9.82
Maximum total combined incentive credit allowed is 10 points.			Incentives Awarded	9.82

*Performance calculation descriptions can be found in the FY 2017 RBWO PBP Measurements and Standards Guide.

Child Protective Services Investigations and Dispositions

The following investigations data, which is not used for scoring but is considered significant to a provider's performance, is from Georgia SHINES and is not considered final or complete until the end of the fiscal year.

Total Reports:	0
Number Screened In:	0
Number Screened Out:	0
Number Substantiated:	0
Number Unsubstantiated:	0
Number Active CPS Investigations:	0



DHS, DFCS, Office of Provider Management
Performance-Based Placement Measures
RBWO Provider GA+SCORECARD - CCI



Report Quarter: Q3 FY2017

Provider/Program Name: Georgia Baptist Children's Home & Family Ministries - Angel's House (657) - CCI

1401 Holbrook Rd., Newnan, GA 30263-7712

Phone: 770.251.7050

Vendor ID# 35367

Quarterly Scores (Grades)

Q1: 110.00 (A+)

Q2: 109.30 (A+)

Q3: 109.44 (A+)

Q4: (N/A)

Current Quarter Score (Grade)

109.44%

(A+)

Program Census Information:

Children in Care During
Quarter: 9

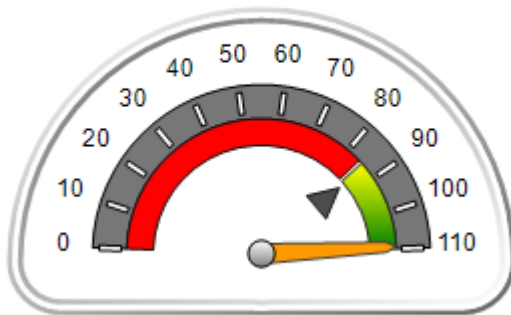
Placements During
Quarter: 9

Children in Care On Last
Day: 7

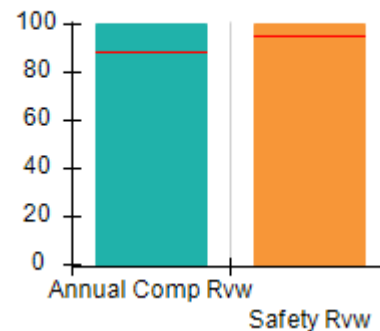
Quarterly Provider Comparisons to All CCIs

▼ indicates average for all CCIs

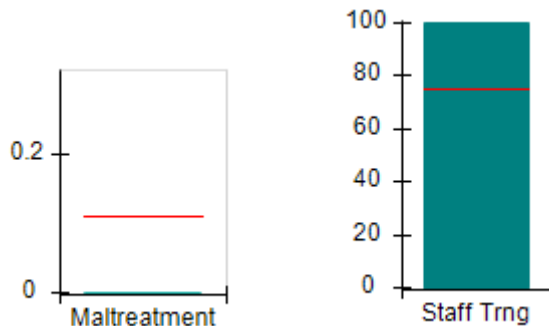
Overall Score (%)



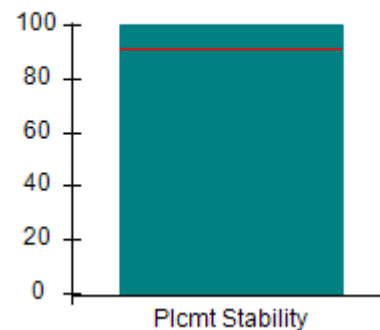
OPM Monitoring Reviews (%)



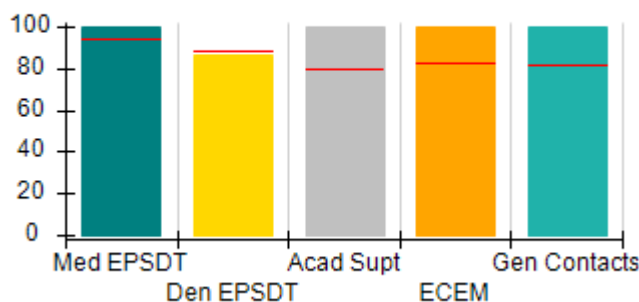
Safety Outcomes (%)



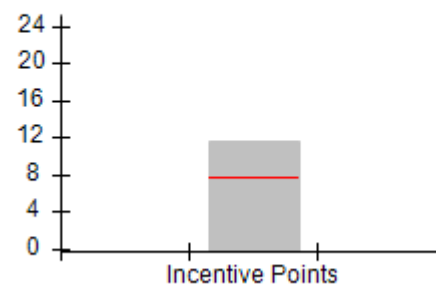
Permanency Outcomes (%)



Well-Being Outcomes (%)



Incentives Earned (Points)





DHS, DFCS, Office of Provider Management
Performance-Based Placement Measures
RBWO Provider GA+SCORECARD - CCI



Report Quarter: Q3 FY2017

Provider/Program Name: Georgia Baptist Children's Home & Family Ministries - Angel's House (657) - CCI				
1401 Holbrook Rd., Newnan, GA 30263-7712		Quarterly Scores (Grades)		Current Quarter Score (Grade)
Phone: 770.251.7050		Q1: 110.00 (A+)	Q2: 109.30 (A+)	109.44%
Vendor ID# 35367		Q3: 109.44 (A+)	Q4: (N/A)	(A+)
Program Census Information:		# Children in Care During Quarter: 9	# Placements During Quarter: 9	# Children in Care On Last Day: 7
	Avg Performance All CCIs (%)	Provider Performance (%)*	Possible Points (Weight)	Provider Points Earned
OPM Monitoring Reviews				
Annual Comprehensive Reviews	89%	100%	25	25.00
Safety Reviews	95%	100%	15	15.00
Monitoring Sub-Total			40	40.00
CCI Safety Outcomes				
Incidence of Maltreatment	0.11%	No Substantiated Reports	10	10.00
Staff Training	75%	100%	10	10.00
Safety Sub-Total			20	20.00
CCI Permanency Outcomes				
Placement Stability	91%	100%	15	15.00
Permanency Sub-Total			15	15.00
CCI Well-Being Outcomes				
EPSDT Medical Visits	94%	100%	4	4.00
EPSDT Dental Visits	88%	86%	4	3.44
Academic Supports	79%	100%	3	3.00
Provider ECEM Visits	83%	100%	7	7.00
Provider General Contacts	81%	100%	7	7.00
Placements with Siblings	38%	0%	Not Scored	Not Scored
Placements within Legal County	15%	0%	Not Scored	Not Scored
Well-Being Sub-Total			25	24.44
*Performance calculation descriptions can be found in the FY 2017 RBWO PBP Measurements and Standards Guide.				

Monitoring & Outcomes: Possible Points = 100		Points Earned = 99.44	
Score Before Incentives Credit		99.44%	
Incentives Awarded		10.00 pts	
PBP Verification		N/A pts	
Total Score		109.44%	



DHS, DFCS, Office of Provider Management
Performance-Based Placement Measures
RBWO Provider GA+SCORECARD - CCI



Report Quarter: Q3 FY2017

Provider/Program Name: Georgia Baptist Children's Home & Family Ministries - Angel's House (657) - CCI

Program Census Information:		# Children in Care During Quarter: 9	# Placements During Quarter: 9	# Children in Care On Last Day: 7
CCI Incentive Credits	Avg Performance All CCIs (Points)	Provider Performance (%)*	Possible Points (Weight)	Provider Points Earned
Early EPSDT Medical Visits		100%	2	2.00
Early EPSDT Dental Visits		75%	2	1.50
Permanency Contacts		None Planned	5	
Additional Academic Supports		100%	2	2.00
Active Agency Accreditation		50%	4	2.00
Staff Clinical Licensure		0%	5	0.00
Behavior Management (threshold = 0)		100%	4	4.00
Incentives Total	7.73		24	11.50
Maximum total combined incentive credit allowed is 10 points.			Incentives Awarded	10.00

*Performance calculation descriptions can be found in the FY 2017 RBWO PBP Measurements and Standards Guide.

Child Protective Services Investigations and Dispositions

The following investigations data, which is not used for scoring but is considered significant to a provider's performance, is from Georgia SHINES and is not considered final or complete until the end of the fiscal year.

Total Reports:	0
Number Screened In:	0
Number Screened Out:	0
Number Substantiated:	0
Number Unsubstantiated:	0
Number Active CPS Investigations:	0



DHS, DFCS, Office of Provider Management
Performance-Based Placement Measures
RBWO Provider GA+SCORECARD - CCI



Report Quarter: Q3 FY2017

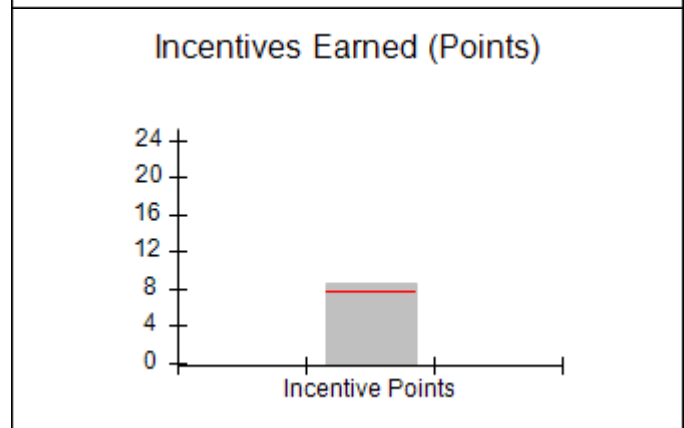
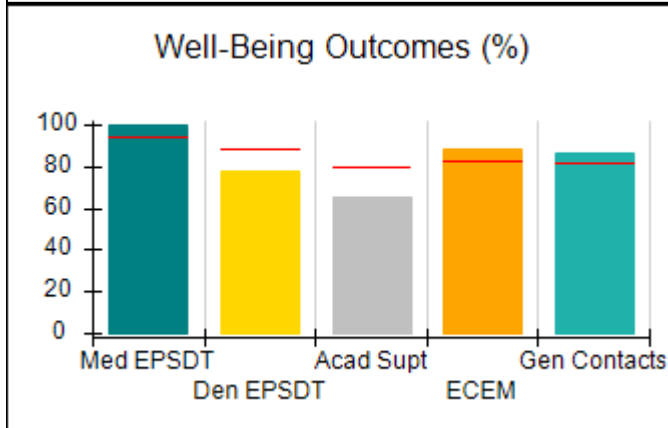
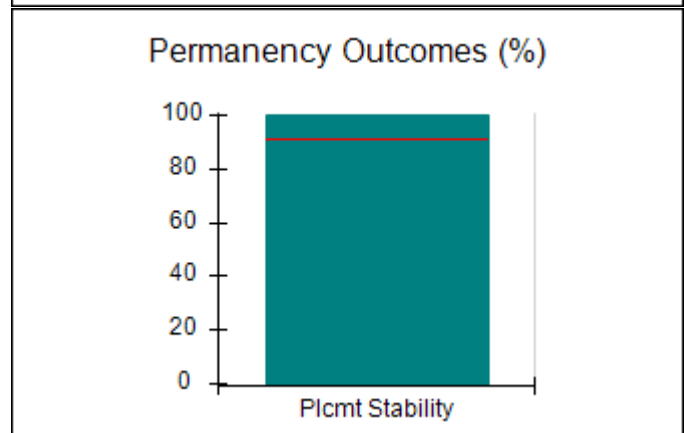
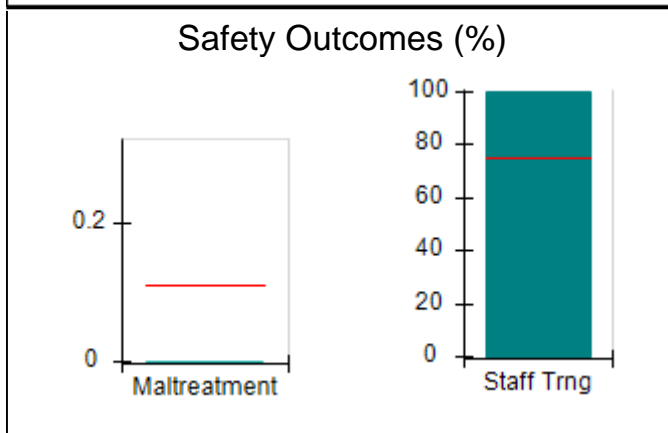
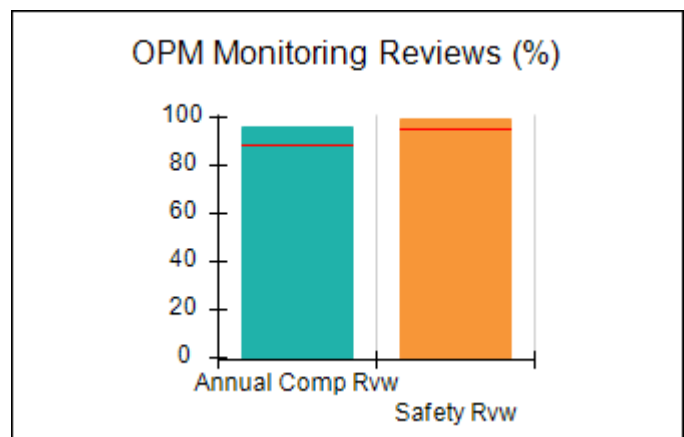
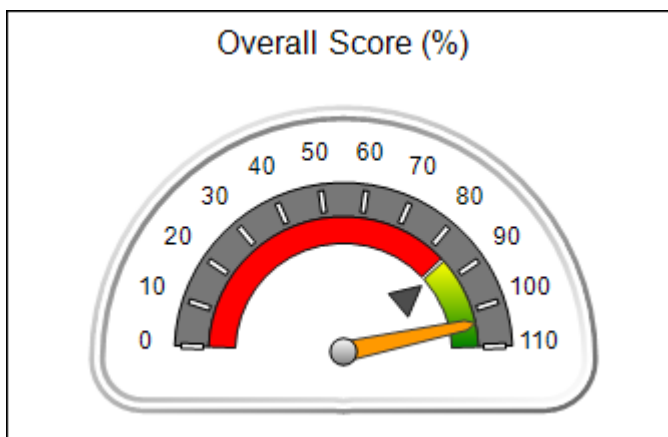
Provider/Program Name: Georgia Baptist Children's Home & Family Ministries - Baxley Campus (664) - CCI

9420 Blackshear Hwy., Baxley, GA 31513 Phone: 912-367-6691 Vendor ID# 35359	Quarterly Scores (Grades)		Current Quarter Score (Grade)
	Q1: 104.93 (A+)	Q2: 103.26 (A+)	103.71% (A+)
	Q3: 103.71 (A+)	Q4: (N/A)	

Program Census Information:	# Children in Care During Quarter: 27	# Placements During Quarter: 27	# Children in Care On Last Day: 26
-----------------------------	---------------------------------------	---------------------------------	------------------------------------

Quarterly Provider Comparisons to All CCIs

▼ — indicates average for all CCIs





DHS, DFCS, Office of Provider Management
Performance-Based Placement Measures
RBWO Provider GA+SCORECARD - CCI



Report Quarter: Q3 FY2017

Provider/Program Name: Georgia Baptist Children's Home & Family Ministries - Baxley Campus (664) - CCI				
9420 Blackshear Hwy., Baxley, GA 31513		Quarterly Scores (Grades)		Current Quarter Score (Grade)
Phone: 912-367-6691		Q1: 104.93 (A+)	Q2: 103.26 (A+)	103.71%
Vendor ID# 35359		Q3: 103.71 (A+)	Q4: (N/A)	(A+)
Program Census Information:		# Children in Care During Quarter: 27	# Placements During Quarter: 27	# Children in Care On Last Day: 26
	Avg Performance All CCIs (%)	Provider Performance (%)*	Possible Points (Weight)	Provider Points Earned
OPM Monitoring Reviews				
Annual Comprehensive Reviews	89%	96%	25	24.08
Safety Reviews	95%	99%	15	14.89
Monitoring Sub-Total			40	38.96
CCI Safety Outcomes				
Incidence of Maltreatment	0.11%	No Substantiated Reports	10	10.00
Staff Training	75%	100%	10	10.00
Safety Sub-Total			20	20.00
CCI Permanency Outcomes				
Placement Stability	91%	100%	15	15.00
Permanency Sub-Total			15	15.00
CCI Well-Being Outcomes				
EPSDT Medical Visits	94%	100%	4	4.00
EPSDT Dental Visits	88%	78%	4	3.12
Academic Supports	79%	65%	3	1.95
Provider ECEM Visits	83%	88%	7	6.16
Provider General Contacts	81%	86%	7	6.02
Placements with Siblings	38%	100%	Not Scored	Not Scored
Placements within Legal County	15%	0%	Not Scored	Not Scored
Well-Being Sub-Total			25	21.25
*Performance calculation descriptions can be found in the FY 2017 RBWO PBP Measurements and Standards Guide.				

Monitoring & Outcomes: Possible Points = 100		Points Earned = 95.21	
Score Before Incentives Credit			95.21%
Incentives Awarded			8.50 pts
PBP Verification			N/A pts
Total Score			103.71%



DHS, DFCS, Office of Provider Management
Performance-Based Placement Measures
RBWO Provider GA+SCORECARD - CCI



Report Quarter: Q3 FY2017

Provider/Program Name: Georgia Baptist Children's Home & Family Ministries - Baxley Campus (664) - CCI

Program Census Information:		# Children in Care During Quarter: 27	# Placements During Quarter: 27	# Children in Care On Last Day: 26
CCI Incentive Credits	Avg Performance All CCIs (Points)	Provider Performance (%)*	Possible Points (Weight)	Provider Points Earned
Early EPSDT Medical Visits		100%	2	2.00
Early EPSDT Dental Visits		14%	2	0.28
Permanency Contacts		0%	5	0.00
Additional Academic Supports		11%	2	0.22
Active Agency Accreditation		50%	4	2.00
Staff Clinical Licensure		0%	5	0.00
Behavior Management (threshold = 0)		100%	4	4.00
Incentives Total	7.73		24	8.50
Maximum total combined incentive credit allowed is 10 points.			Incentives Awarded	8.50

*Performance calculation descriptions can be found in the FY 2017 RBWO PBP Measurements and Standards Guide.

Child Protective Services Investigations and Dispositions

The following investigations data, which is not used for scoring but is considered significant to a provider's performance, is from Georgia SHINES and is not considered final or complete until the end of the fiscal year.

Total Reports:	0
Number Screened In:	0
Number Screened Out:	0
Number Substantiated:	0
Number Unsubstantiated:	0
Number Active CPS Investigations:	0



DHS, DFCS, Office of Provider Management
Performance-Based Placement Measures
RBWO Provider GA+SCORECARD - CCI



Report Quarter: Q3 FY2017

Provider/Program Name: Georgia Baptist Children's Home & Family Ministries - dba Good Shepherd The (685) - CCI

390 Bar Rest Ranch Road, Warm Springs, GA 31830

Phone: 706-655-2354

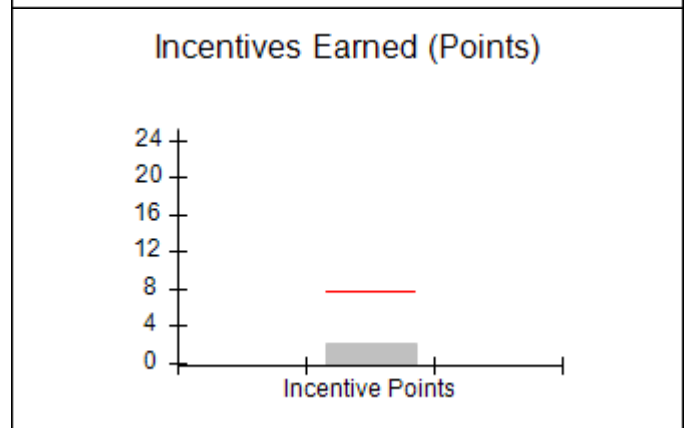
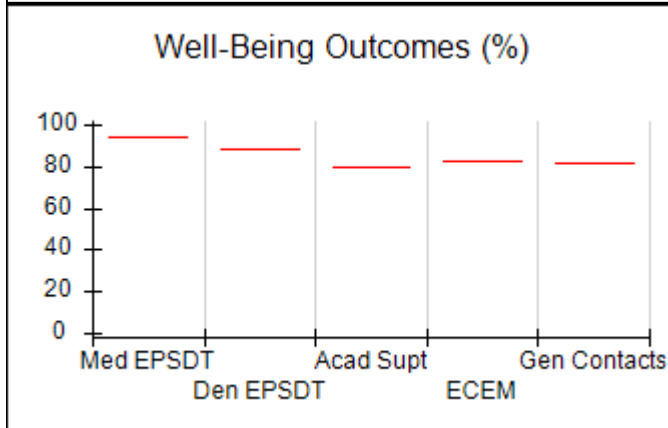
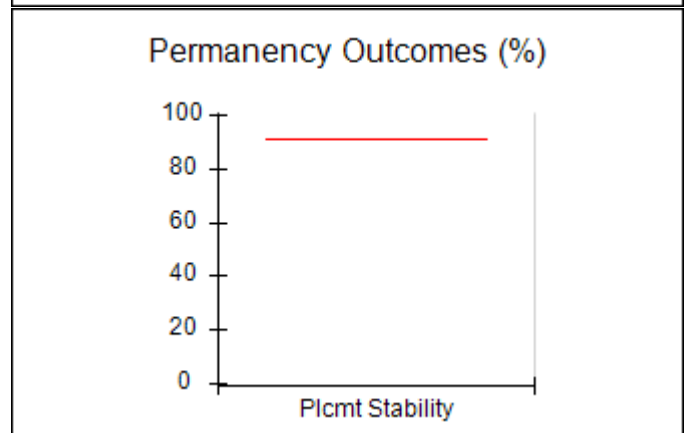
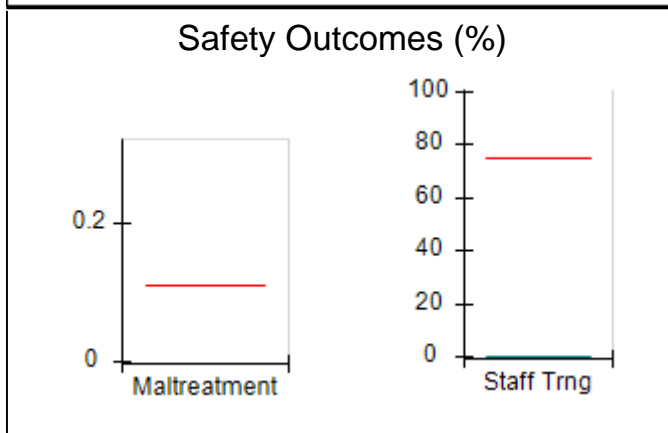
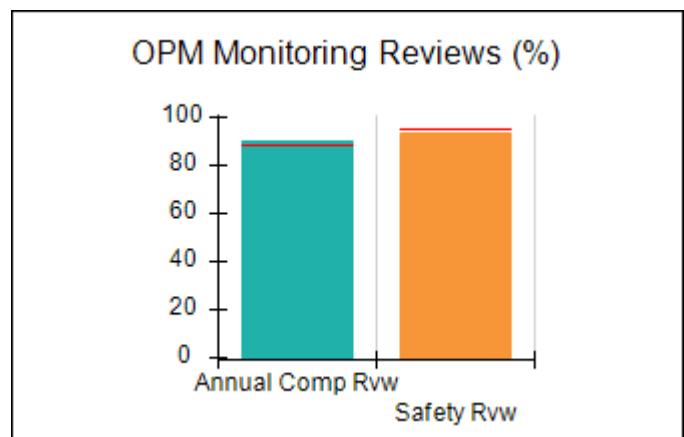
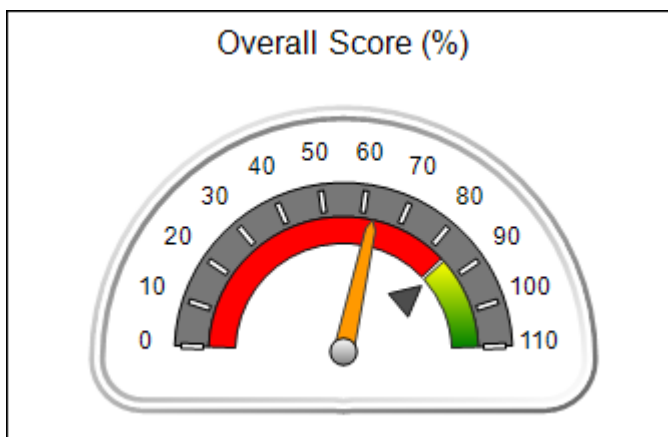
Vendor ID# 35364

Quarterly Scores (Grades)		Current Quarter Score (Grade)
Q1: 103.30 (A+)	Q2: 85.27 (B)	62.79%
Q3: 62.79 (D-)	Q4: (N/A)	(D-)

Program Census Information:	# Children in Care During Quarter: 0	# Placements During Quarter: 0	# Children in Care On Last Day: 0
-----------------------------	--------------------------------------	--------------------------------	-----------------------------------

Quarterly Provider Comparisons to All CCIs

▼ — indicates average for all CCIs





DHS, DFCS, Office of Provider Management
Performance-Based Placement Measures
RBWO Provider GA+SCORECARD - CCI



Report Quarter: Q3 FY2017

Provider/Program Name: Georgia Baptist Children's Home & Family Ministries - dba Good Shepherd The (685) - CCI				
390 Bar Rest Ranch Road, Warm Springs, GA 31830		Quarterly Scores (Grades)		Current Quarter Score (Grade)
Phone: 706-655-2354		Q1: 103.30 (A+)	Q2: 85.27 (B)	62.79%
Vendor ID# 35364		Q3: 62.79 (D-)	Q4: (N/A)	(D-)
Program Census Information:		# Children in Care During Quarter: 0	# Placements During Quarter: 0	# Children in Care On Last Day: 0
	Avg Performance All CCIs (%)	Provider Performance (%)*	Possible Points (Weight)	Provider Points Earned
OPM Monitoring Reviews				
Annual Comprehensive Reviews	89%	90%	25	22.46
Safety Reviews	95%	93%	15	14.02
Monitoring Sub-Total			40	36.47
CCI Safety Outcomes				
Incidence of Maltreatment	0.11%	Not Eligible		
Staff Training	75%	0%	20	0.00
Safety Sub-Total			20	0.00
CCI Permanency Outcomes				
Placement Stability	91%	Not Eligible		
Permanency Sub-Total			N/A	
CCI Well-Being Outcomes				
EPSDT Medical Visits	94%	Not Eligible		
EPSDT Dental Visits	88%	Not Eligible		
Academic Supports	79%	Not Eligible		
Provider ECEM Visits	83%	Not Eligible		
Provider General Contacts	81%	Not Eligible		
Placements with Siblings	38%	Not Eligible	Not Scored	Not Scored
Placements within Legal County	15%	Not Eligible	Not Scored	Not Scored
Well-Being Sub-Total			N/A	
*Performance calculation descriptions can be found in the FY 2017 RBWO PBP Measurements and Standards Guide.				

Monitoring & Outcomes: Possible Points = 60		Points Earned = 36.47	
Score Before Incentives Credit			60.79%
Incentives Awarded			2.00 pts
PBP Verification			N/A pts
Total Score			62.79%



DHS, DFCS, Office of Provider Management
Performance-Based Placement Measures
RBWO Provider GA+SCORECARD - CCI



Report Quarter: Q3 FY2017

Provider/Program Name: Georgia Baptist Children's Home & Family Ministries - dba Good Shepherd The (685) - CCI

Program Census Information:		# Children in Care During Quarter: 0	# Placements During Quarter: 0	# Children in Care On Last Day: 0
CCI Incentive Credits	Avg Performance All CCIs (Points)	Provider Performance (%)*	Possible Points (Weight)	Provider Points Earned
Early EPSDT Medical Visits		Not Eligible	2	
Early EPSDT Dental Visits		Not Eligible	2	
Permanency Contacts		None Planned	5	
Additional Academic Supports		Not Eligible	2	
Active Agency Accreditation		50%	4	2.00
Staff Clinical Licensure		0%	5	0.00
Behavior Management (threshold = 0)		0%	4	
Incentives Total	7.73		24	2.00
Maximum total combined incentive credit allowed is 10 points.			Incentives Awarded	2.00

*Performance calculation descriptions can be found in the FY 2017 RBWO PBP Measurements and Standards Guide.

Child Protective Services Investigations and Dispositions

The following investigations data, which is not used for scoring but is considered significant to a provider's performance, is from Georgia SHINES and is not considered final or complete until the end of the fiscal year.

Total Reports:	0
Number Screened In:	0
Number Screened Out:	0
Number Substantiated:	0
Number Unsubstantiated:	0
Number Active CPS Investigations:	0



DHS, DFCS, Office of Provider Management
Performance-Based Placement Measures
RBWO Provider GA+SCORECARD - CCI



Report Quarter: Q3 FY2017

Provider/Program Name: Georgia Baptist Children's Home & Family Ministries - Maternity Home (662) - CCI

9250 Hutcheson Ferry Rd., Palmetto, GA 30268

Phone: 770-463-3344

Vendor ID# 35369

Quarterly Scores (Grades)

Current Quarter Score (Grade)

Q1: 104.47 (A+)

Q2: 82.14 (B-)

103.14%

Q3: 103.14 (A+)

Q4: (N/A)

(A+)

Program Census Information:

Children in Care During Quarter: 2

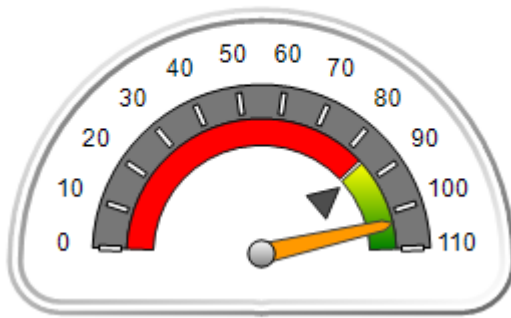
Placements During Quarter: 2

Children in Care On Last Day: 1

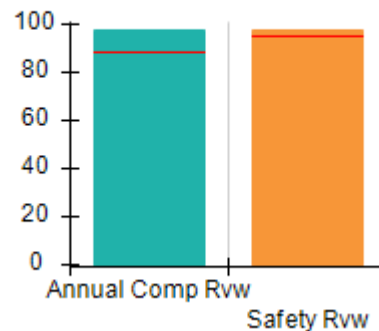
Quarterly Provider Comparisons to All CCIs

▼ — indicates average for all CCIs

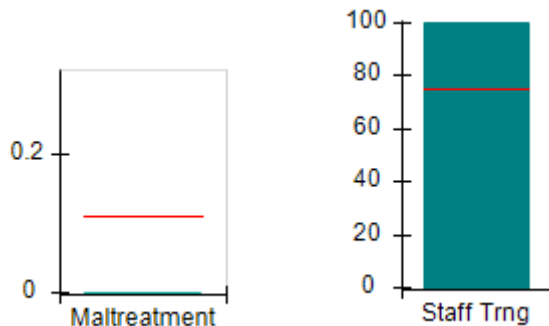
Overall Score (%)



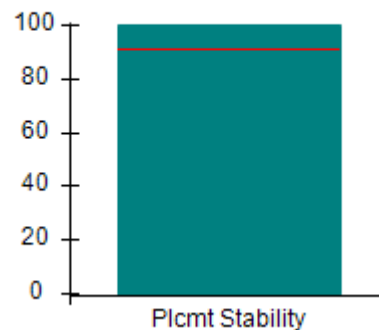
OPM Monitoring Reviews (%)



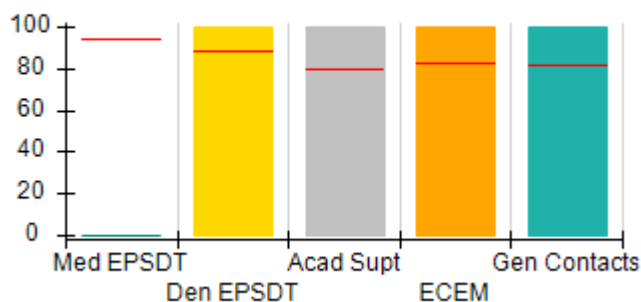
Safety Outcomes (%)



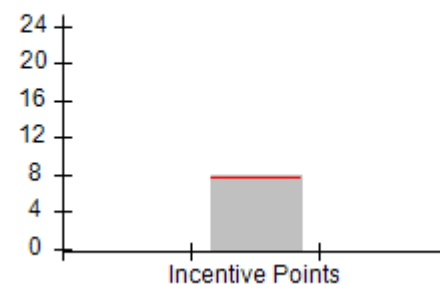
Permanency Outcomes (%)



Well-Being Outcomes (%)



Incentives Earned (Points)





DHS, DFCS, Office of Provider Management
Performance-Based Placement Measures
RBWO Provider GA+SCORECARD - CCI



Report Quarter: Q3 FY2017

Provider/Program Name: Georgia Baptist Children's Home & Family Ministries - Maternity Home (662) - CCI				
9250 Hutcheson Ferry Rd., Palmetto, GA 30268		Quarterly Scores (Grades)		Current Quarter Score (Grade)
Phone: 770-463-3344		Q1: 104.47 (A+)	Q2: 82.14 (B-)	103.14%
Vendor ID# 35369		Q3: 103.14 (A+)	Q4: (N/A)	(A+)
Program Census Information:		# Children in Care During Quarter: 2	# Placements During Quarter: 2	# Children in Care On Last Day: 1
	Avg Performance All CCIs (%)	Provider Performance (%)*	Possible Points (Weight)	Provider Points Earned
OPM Monitoring Reviews				
Annual Comprehensive Reviews	89%	98%	25	24.50
Safety Reviews	95%	98%	15	14.64
Monitoring Sub-Total			40	39.14
CCI Safety Outcomes				
Incidence of Maltreatment	0.11%	No Substantiated Reports	10	10.00
Staff Training	75%	100%	10	10.00
Safety Sub-Total			20	20.00
CCI Permanency Outcomes				
Placement Stability	91%	100%	15	15.00
Permanency Sub-Total			15	15.00
CCI Well-Being Outcomes				
EPSDT Medical Visits	94%	0%	4	0.00
EPSDT Dental Visits	88%	100%	4	4.00
Academic Supports	79%	100%	3	3.00
Provider ECEM Visits	83%	100%	7	7.00
Provider General Contacts	81%	100%	7	7.00
Placements with Siblings	38%	100%	Not Scored	Not Scored
Placements within Legal County	15%	0%	Not Scored	Not Scored
Well-Being Sub-Total			25	21.00
*Performance calculation descriptions can be found in the FY 2017 RBWO PBP Measurements and Standards Guide.				

Monitoring & Outcomes: Possible Points = 100		Points Earned = 95.14	
Score Before Incentives Credit		95.14%	
Incentives Awarded		8.00 pts	
PBP Verification		N/A pts	
Total Score		103.14%	



DHS, DFCS, Office of Provider Management
Performance-Based Placement Measures
RBWO Provider GA+SCORECARD - CCI



Report Quarter: Q3 FY2017

**Provider/Program Name: Georgia Baptist Children's Home & Family Ministries -
Maternity Home (662) - CCI**

Program Census Information:		# Children in Care During Quarter: 2	# Placements During Quarter: 2	# Children in Care On Last Day: 1
CCI Incentive Credits	Avg Performance All CCIs (Points)	Provider Performance (%)*	Possible Points (Weight)	Provider Points Earned
Early EPSDT Medical Visits		0%	2	0.00
Early EPSDT Dental Visits		Not Eligible	2	
Permanency Contacts		None Planned	5	
Additional Academic Supports		100%	2	2.00
Active Agency Accreditation		50%	4	2.00
Staff Clinical Licensure		0%	5	0.00
Behavior Management (threshold = 0)		100%	4	4.00
Incentives Total	7.73		24	8.00
Maximum total combined incentive credit allowed is 10 points.			Incentives Awarded	8.00

*Performance calculation descriptions can be found in the FY 2017 RBWO PBP Measurements and Standards Guide.

Child Protective Services Investigations and Dispositions

The following investigations data, which is not used for scoring but is considered significant to a provider's performance, is from Georgia SHINES and is not considered final or complete until the end of the fiscal year.

Total Reports:	0
Number Screened In:	0
Number Screened Out:	0
Number Substantiated:	0
Number Unsubstantiated:	0
Number Active CPS Investigations:	0



DHS, DFCS, Office of Provider Management
Performance-Based Placement Measures
RBWO Provider GA+SCORECARD - CCI



Report Quarter: Q3 FY2017

Provider/Program Name: Georgia Baptist Children's Home & Family Ministries - Meansville Campus (666) - CCI

1508 Hwy. 19 S., Meansville, GA 30256

Phone: 770-567-8987

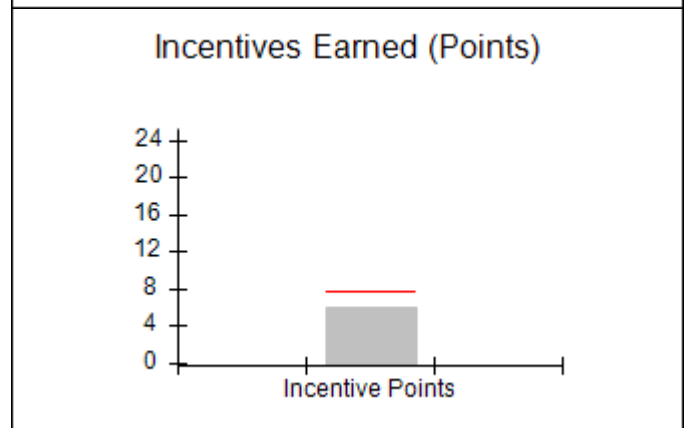
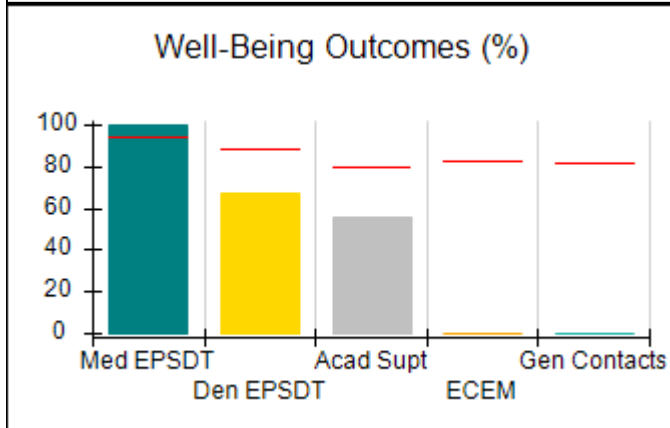
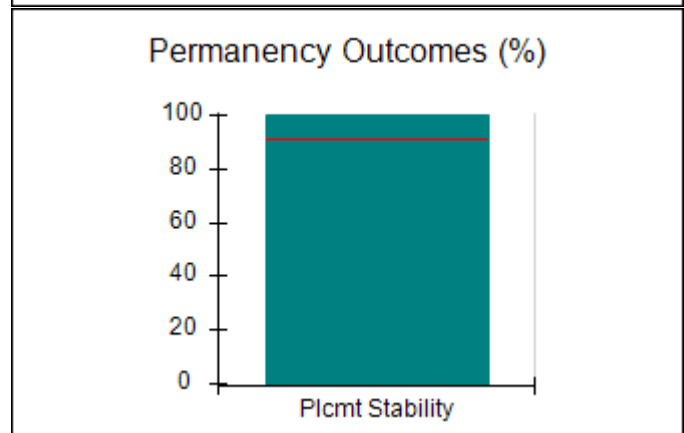
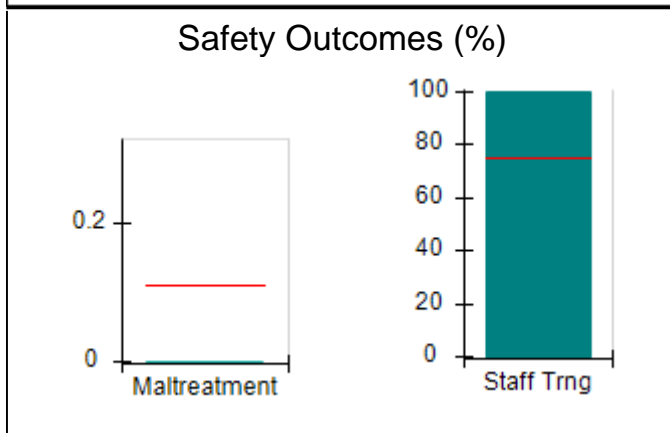
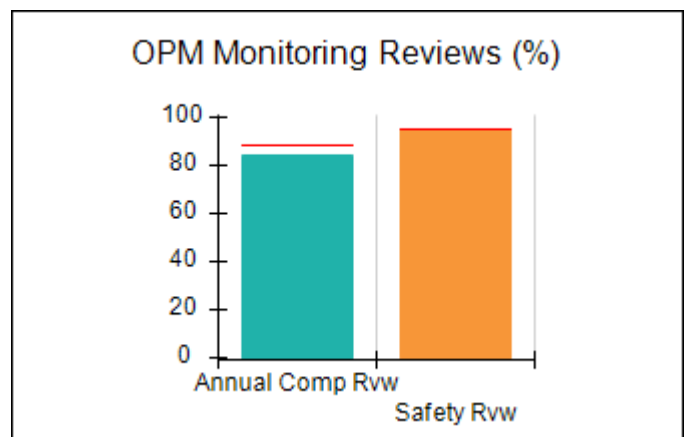
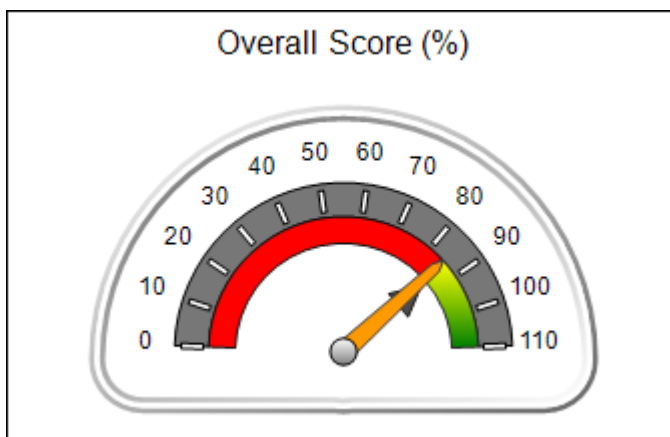
Vendor ID# 35370

Quarterly Scores (Grades)		Current Quarter Score (Grade)
Q1: 99.80 (A+)	Q2: 96.08 (A)	84.81% (B)
Q3: 84.81 (B)	Q4: (N/A)	

Program Census Information:	# Children in Care During Quarter: 6	# Placements During Quarter: 6	# Children in Care On Last Day: 6
-----------------------------	--------------------------------------	--------------------------------	-----------------------------------

Quarterly Provider Comparisons to All CCIs

▼ — indicates average for all CCIs





DHS, DFCS, Office of Provider Management
Performance-Based Placement Measures
RBWO Provider GA+SCORECARD - CCI



Report Quarter: Q3 FY2017

Provider/Program Name: Georgia Baptist Children's Home & Family Ministries - Meansville Campus (666) - CCI				
1508 Hwy. 19 S., Meansville, GA 30256		Quarterly Scores (Grades)		Current Quarter Score (Grade)
Phone: 770-567-8987		Q1: 99.80 (A+)	Q2: 96.08 (A)	84.81%
Vendor ID# 35370		Q3: 84.81 (B)	Q4: (N/A)	(B)
Program Census Information:		# Children in Care During Quarter: 6	# Placements During Quarter: 6	# Children in Care On Last Day: 6
	Avg Performance All CCIs (%)	Provider Performance (%)*	Possible Points (Weight)	Provider Points Earned
OPM Monitoring Reviews				
Annual Comprehensive Reviews	89%	85%	25	21.16
Safety Reviews	95%	95%	15	14.29
Monitoring Sub-Total			40	35.45
CCI Safety Outcomes				
Incidence of Maltreatment	0.11%	No Substantiated Reports	10	10.00
Staff Training	75%	100%	10	10.00
Safety Sub-Total			20	20.00
CCI Permanency Outcomes				
Placement Stability	91%	100%	15	15.00
Permanency Sub-Total			15	15.00
CCI Well-Being Outcomes				
EPSDT Medical Visits	94%	100%	4	4.00
EPSDT Dental Visits	88%	67%	4	2.68
Academic Supports	79%	56%	3	1.68
Provider ECEM Visits	83%	0%	7	0.00
Provider General Contacts	81%	0%	7	0.00
Placements with Siblings	38%	0%	Not Scored	Not Scored
Placements within Legal County	15%	Not Eligible	Not Scored	Not Scored
Well-Being Sub-Total			25	8.36
*Performance calculation descriptions can be found in the FY 2017 RBWO PBP Measurements and Standards Guide.				

Monitoring & Outcomes: Possible Points = 100	Points Earned = 78.81
Score Before Incentives Credit	78.81%
Incentives Awarded	6.00 pts
PBP Verification	N/A pts
Total Score	84.81%



DHS, DFCS, Office of Provider Management
Performance-Based Placement Measures
RBWO Provider GA+SCORECARD - CCI



Report Quarter: Q3 FY2017

Provider/Program Name: Georgia Baptist Children's Home & Family Ministries - Meansville Campus (666) - CCI

Program Census Information:		# Children in Care During Quarter: 6	# Placements During Quarter: 6	# Children in Care On Last Day: 6
CCI Incentive Credits	Avg Performance All CCIs (Points)	Provider Performance (%)*	Possible Points (Weight)	Provider Points Earned
Early EPSDT Medical Visits		Not Eligible	2	
Early EPSDT Dental Visits		0%	2	0.00
Permanency Contacts		None Planned	5	
Additional Academic Supports		0%	2	0.00
Active Agency Accreditation		50%	4	2.00
Staff Clinical Licensure		0%	5	0.00
Behavior Management (threshold = 0)		100%	4	4.00
Incentives Total	7.73		24	6.00
Maximum total combined incentive credit allowed is 10 points.			Incentives Awarded	6.00

*Performance calculation descriptions can be found in the FY 2017 RBWO PBP Measurements and Standards Guide.

Child Protective Services Investigations and Dispositions

The following investigations data, which is not used for scoring but is considered significant to a provider's performance, is from Georgia SHINES and is not considered final or complete until the end of the fiscal year.

Total Reports:	0
Number Screened In:	0
Number Screened Out:	0
Number Substantiated:	0
Number Unsubstantiated:	0
Number Active CPS Investigations:	0



DHS, DFCS, Office of Provider Management
Performance-Based Placement Measures
RBWO Provider GA+SCORECARD - CCI



Report Quarter: Q3 FY2017

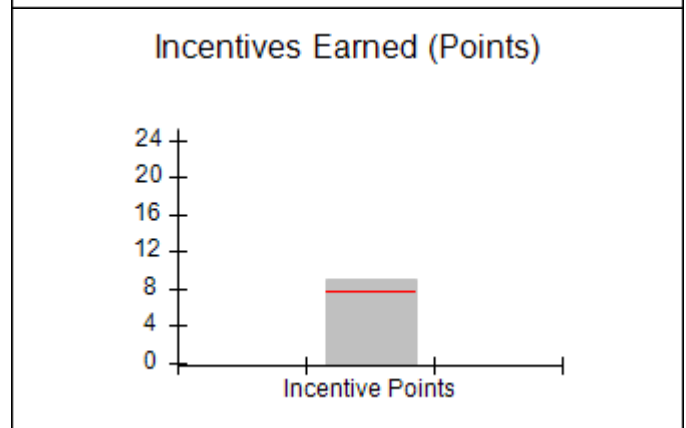
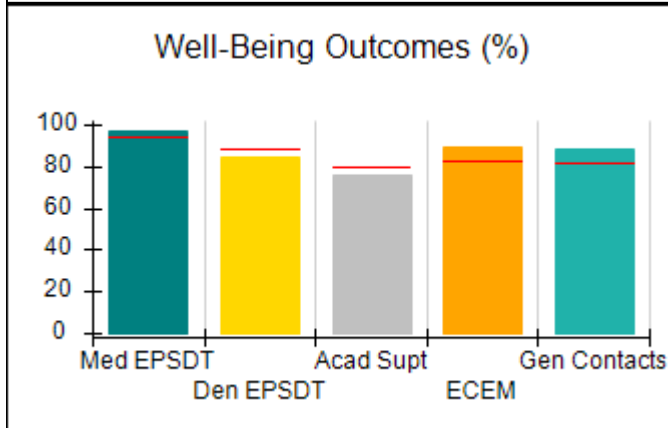
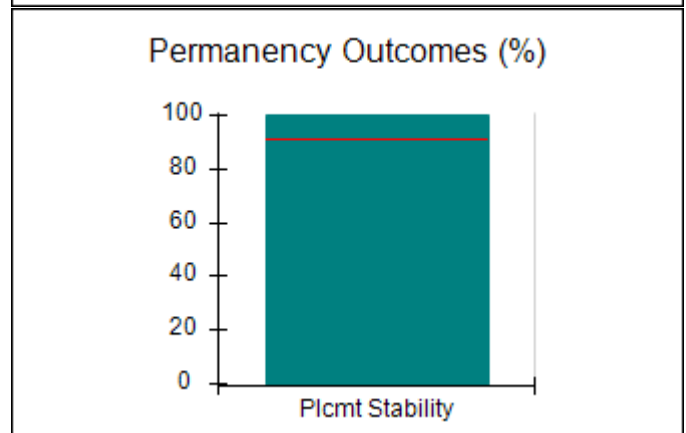
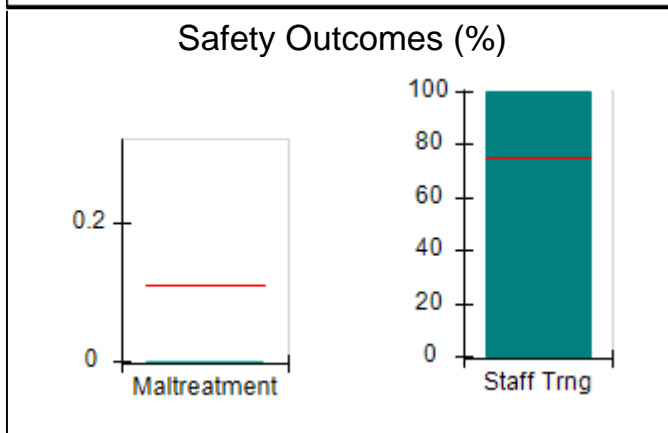
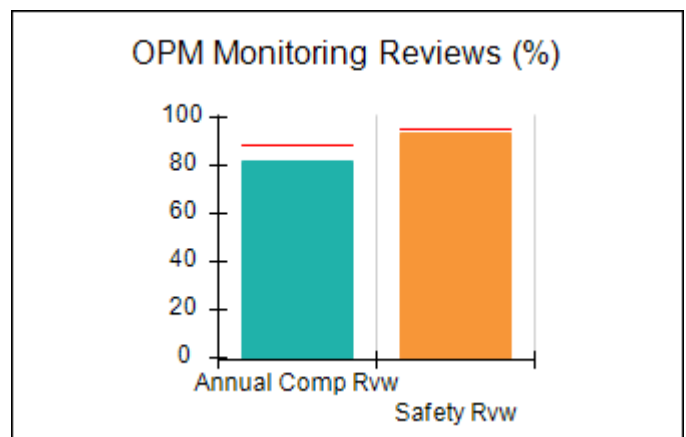
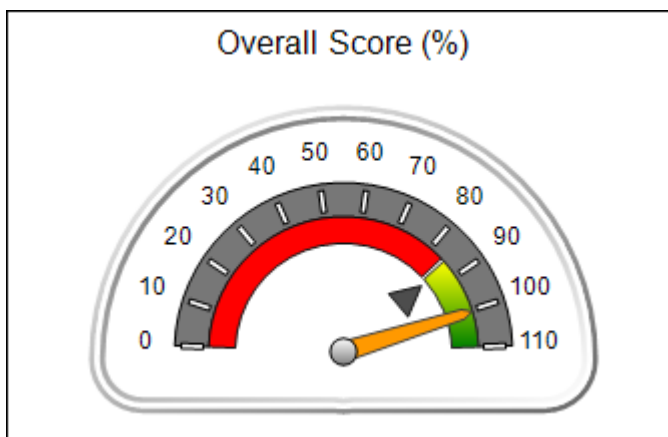
Provider/Program Name: Georgia Baptist Children's Home & Family Ministries - Palmetto Campus (864) - CCI

9250 Hutcheson Ferry Rd., Palmetto, GA 30268 Phone: 770-463-3344 Vendor ID# 35366	Quarterly Scores (Grades)		Current Quarter Score (Grade)
	Q1: 99.70 (A+)	Q2: 100.03 (A+)	100.44% (A+)
	Q3: 100.44 (A+)	Q4: (N/A)	

Program Census Information:	# Children in Care During Quarter: 47	# Placements During Quarter: 47	# Children in Care On Last Day: 35
-----------------------------	---------------------------------------	---------------------------------	------------------------------------

Quarterly Provider Comparisons to All CCIs

▼ — indicates average for all CCIs





DHS, DFCS, Office of Provider Management
Performance-Based Placement Measures
RBWO Provider GA+SCORECARD - CCI



Report Quarter: Q3 FY2017

Provider/Program Name: Georgia Baptist Children's Home & Family Ministries - Palmetto Campus (864) - CCI

9250 Hutcheson Ferry Rd., Palmetto, GA 30268 Phone: 770-463-3344 Vendor ID# 35366	Quarterly Scores (Grades)		Current Quarter Score (Grade)
	Q1: 99.70 (A+)	Q2: 100.03 (A+)	100.44%
	Q3: 100.44 (A+)	Q4: (N/A)	(A+)

Program Census Information:	# Children in Care During Quarter: 47	# Placements During Quarter: 47	# Children in Care On Last Day: 35
------------------------------------	---------------------------------------	---------------------------------	------------------------------------

	Avg Performance All CCIs (%)	Provider Performance (%)*	Possible Points (Weight)	Provider Points Earned
--	-------------------------------------	----------------------------------	---------------------------------	-------------------------------

OPM Monitoring Reviews

Annual Comprehensive Reviews	89%	82%	25	20.46
Safety Reviews	95%	93%	15	13.99
Monitoring Sub-Total			40	34.45

CCI Safety Outcomes

Incidence of Maltreatment	0.11%	No Substantiated Reports	10	10.00
Staff Training	75%	100%	10	10.00
Safety Sub-Total			20	20.00

CCI Permanency Outcomes

Placement Stability	91%	100%	15	15.00
Permanency Sub-Total			15	15.00

CCI Well-Being Outcomes

EPSDT Medical Visits	94%	97%	4	3.88
EPSDT Dental Visits	88%	84%	4	3.36
Academic Supports	79%	76%	3	2.28
Provider ECEM Visits	83%	89%	7	6.23
Provider General Contacts	81%	88%	7	6.16
Placements with Siblings	38%	67%	Not Scored	Not Scored
Placements within Legal County	15%	5%	Not Scored	Not Scored
Well-Being Sub-Total			25	21.91

*Performance calculation descriptions can be found in the FY 2017 RBWO PBP Measurements and Standards Guide.

Monitoring & Outcomes: Possible Points = 100		Points Earned = 91.36	
Score Before Incentives Credit		91.36%	
Incentives Awarded		9.08 pts	
PBP Verification		N/A pts	
Total Score		100.44%	



DHS, DFCS, Office of Provider Management
Performance-Based Placement Measures
RBWO Provider GA+SCORECARD - CCI



Report Quarter: Q3 FY2017

Provider/Program Name: Georgia Baptist Children's Home & Family Ministries - Palmetto Campus (864) - CCI

Program Census Information:		# Children in Care During Quarter: 47	# Placements During Quarter: 47	# Children in Care On Last Day: 35
CCI Incentive Credits	Avg Performance All CCIs (Points)	Provider Performance (%)*	Possible Points (Weight)	Provider Points Earned
Early EPSDT Medical Visits		93%	2	1.86
Early EPSDT Dental Visits		36%	2	0.72
Permanency Contacts		0%	5	0.00
Additional Academic Supports		0%	2	0.00
Active Agency Accreditation		50%	4	2.00
Staff Clinical Licensure		10%	5	0.50
Behavior Management (threshold = 0)		100%	4	4.00
Incentives Total	7.73		24	9.08
Maximum total combined incentive credit allowed is 10 points.			Incentives Awarded	9.08

*Performance calculation descriptions can be found in the FY 2017 RBWO PBP Measurements and Standards Guide.

Child Protective Services Investigations and Dispositions

The following investigations data, which is not used for scoring but is considered significant to a provider's performance, is from Georgia SHINES and is not considered final or complete until the end of the fiscal year.

Total Reports:	1
Number Screened In:	1
Number Screened Out:	0
Number Substantiated:	0
Number Unsubstantiated:	0
Number Active CPS Investigations:	1



DHS, DFCS, Office of Provider Management
Performance-Based Placement Measures
RBWO Provider GA+SCORECARD - CCI



Report Quarter: Q3 FY2017

Provider/Program Name: Georgia Sheriff's Youth Home - dba Boys Ranch (676) - CCI

5671 Hwy 122 E., Hahira, GA 31632

Phone: 229-794-2606

Vendor ID# 35379

Quarterly Scores (Grades)

Q1: 102.81 (A+)

Q2: 104.35 (A+)

Q3: 107.70 (A+)

Q4: (N/A)

Current Quarter Score (Grade)

107.70%

(A+)

Program Census Information:

Children in Care During
Quarter: 19

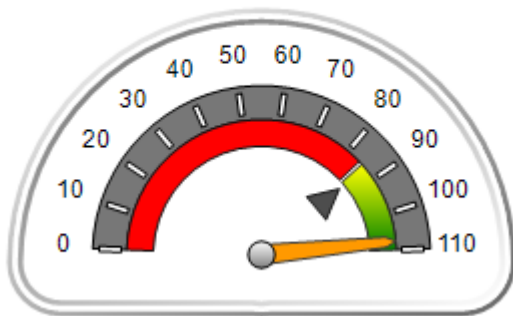
Placements During
Quarter: 19

Children in Care On Last
Day: 18

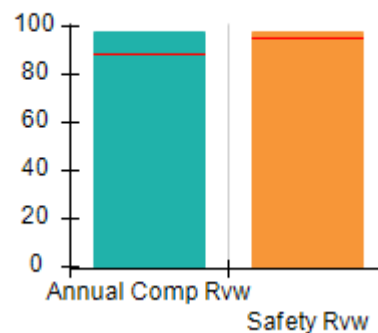
Quarterly Provider Comparisons to All CCIs

▼ — indicates average for all CCIs

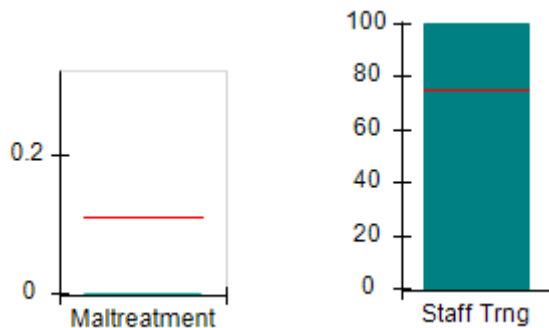
Overall Score (%)



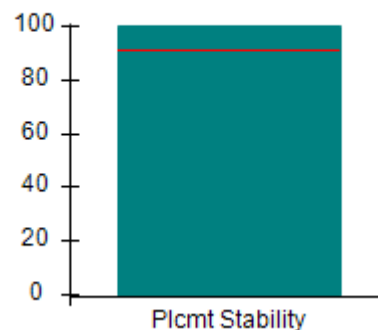
OPM Monitoring Reviews (%)



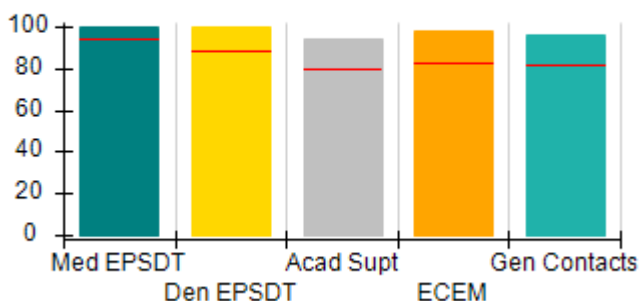
Safety Outcomes (%)



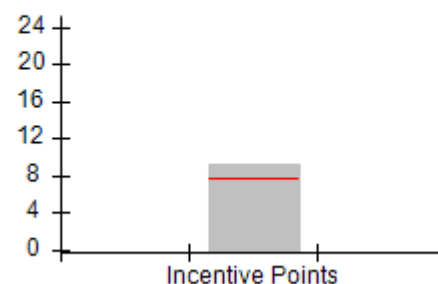
Permanency Outcomes (%)



Well-Being Outcomes (%)



Incentives Earned (Points)





DHS, DFCS, Office of Provider Management
Performance-Based Placement Measures
RBWO Provider GA+SCORECARD - CCI
Report Quarter: Q3 FY2017



Provider/Program Name: Georgia Sheriff's Youth Home - dba Boys Ranch (676) - CCI				
5671 Hwy 122 E., Hahira, GA 31632 Phone: 229-794-2606 Vendor ID# 35379		Quarterly Scores (Grades)		Current Quarter Score (Grade)
		Q1: 102.81 (A+)	Q2: 104.35 (A+)	107.70% (A+)
		Q3: 107.70 (A+)	Q4: (N/A)	
Program Census Information:		# Children in Care During Quarter: 19	# Placements During Quarter: 19	# Children in Care On Last Day: 18
	Avg Performance All CCIs (%)	Provider Performance (%)*	Possible Points (Weight)	Provider Points Earned
OPM Monitoring Reviews				
Annual Comprehensive Reviews	89%	98%	25	24.48
Safety Reviews	95%	97%	15	14.59
Monitoring Sub-Total			40	39.08
CCI Safety Outcomes				
Incidence of Maltreatment	0.11%	No Substantiated Reports	10	10.00
Staff Training	75%	100%	10	10.00
Safety Sub-Total			20	20.00
CCI Permanency Outcomes				
Placement Stability	91%	100%	15	15.00
Permanency Sub-Total			15	15.00
CCI Well-Being Outcomes				
EPSDT Medical Visits	94%	100%	4	4.00
EPSDT Dental Visits	88%	100%	4	4.00
Academic Supports	79%	94%	3	2.82
Provider ECEM Visits	83%	98%	7	6.86
Provider General Contacts	81%	96%	7	6.72
Placements with Siblings	38%	62%	Not Scored	Not Scored
Placements within Legal County	15%	0%	Not Scored	Not Scored
Well-Being Sub-Total			25	24.40
*Performance calculation descriptions can be found in the FY 2017 RBWO PBP Measurements and Standards Guide.				

Monitoring & Outcomes: Possible Points = 100	Points Earned = 98.48
Score Before Incentives Credit	98.48%
Incentives Awarded	9.22 pts
PBP Verification	N/A pts
Total Score	107.70%



DHS, DFCS, Office of Provider Management
Performance-Based Placement Measures
RBWO Provider GA+SCORECARD - CCI
Report Quarter: Q3 FY2017



Provider/Program Name: Georgia Sheriff's Youth Home - dba Boys Ranch (676) - CCI

Program Census Information:		# Children in Care During Quarter: 19	# Placements During Quarter: 19	# Children in Care On Last Day: 18
CCI Incentive Credits	Avg Performance All CCIs (Points)	Provider Performance (%)*	Possible Points (Weight)	Provider Points Earned
Early EPSDT Medical Visits		100%	2	2.00
Early EPSDT Dental Visits		100%	2	2.00
Permanency Contacts		None Planned	5	
Additional Academic Supports		61%	2	1.22
Active Agency Accreditation		0%	4	0.00
Staff Clinical Licensure		0%	5	0.00
Behavior Management (threshold = 0)		100%	4	4.00
Incentives Total	7.73		24	9.22
Maximum total combined incentive credit allowed is 10 points.			Incentives Awarded	9.22

*Performance calculation descriptions can be found in the FY 2017 RBWO PBP Measurements and Standards Guide.

Child Protective Services Investigations and Dispositions

The following investigations data, which is not used for scoring but is considered significant to a provider's performance, is from Georgia SHINES and is not considered final or complete until the end of the fiscal year.

Total Reports:	0	
Number Screened In:	0	
Number Screened Out:	0	
Number Substantiated:	0	
Number Unsubstantiated:	0	
Number Active CPS Investigations:	0	



DHS, DFCS, Office of Provider Management
Performance-Based Placement Measures
RBWO Provider GA+SCORECARD - CCI



Report Quarter: Q3 FY2017

Provider/Program Name: Georgia Sheriff's Youth Home - dba Cherokee Estate (677) - CCI

850 Cherokee Estate Rd., Dalton, GA 30721

Phone: 706-259-8581

Vendor ID# 35382

Quarterly Scores (Grades)

Q1: 104.35 (A+)

Q2: 103.24 (A+)

Q3: 104.94 (A+)

Q4: (N/A)

Current Quarter Score (Grade)

104.94%

(A+)

Program Census Information:

Children in Care During
Quarter: 13

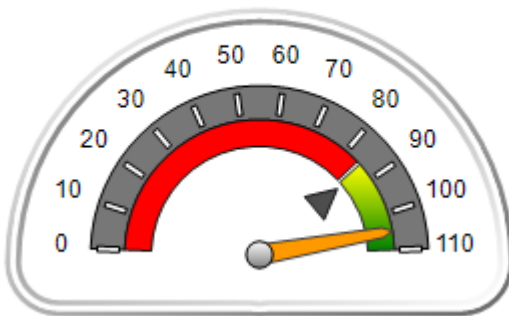
Placements During
Quarter: 13

Children in Care On Last
Day: 11

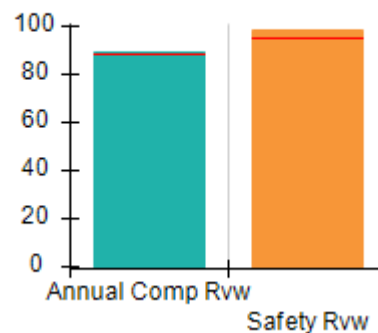
Quarterly Provider Comparisons to All CCIs

▼ indicates average for all CCIs

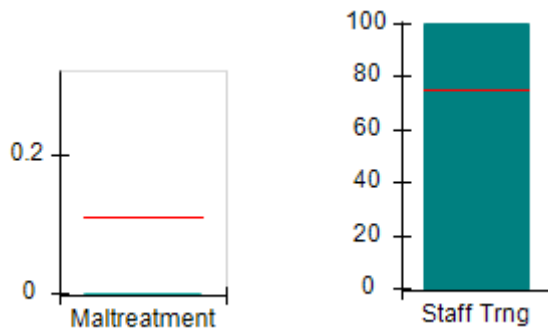
Overall Score (%)



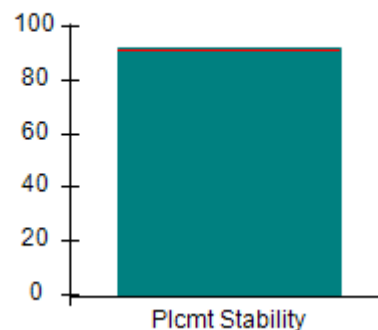
OPM Monitoring Reviews (%)



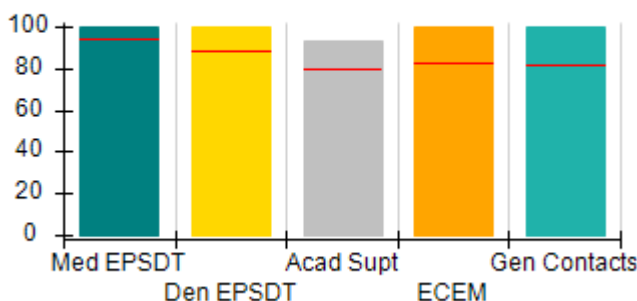
Safety Outcomes (%)



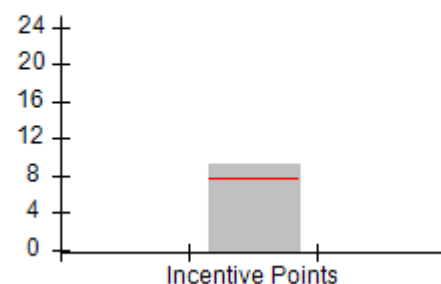
Permanency Outcomes (%)



Well-Being Outcomes (%)



Incentives Earned (Points)





DHS, DFCS, Office of Provider Management
Performance-Based Placement Measures
RBWO Provider GA+SCORECARD - CCI



Report Quarter: Q3 FY2017

Provider/Program Name: Georgia Sheriff's Youth Home - dba Cherokee Estate (677) - CCI

850 Cherokee Estate Rd., Dalton, GA 30721 Phone: 706-259-8581 Vendor ID# 35382	Quarterly Scores (Grades)		Current Quarter Score (Grade)
	Q1: 104.35 (A+)	Q2: 103.24 (A+)	104.94%
	Q3: 104.94 (A+)	Q4: (N/A)	(A+)

Program Census Information:	# Children in Care During Quarter: 13	# Placements During Quarter: 13	# Children in Care On Last Day: 11
-----------------------------	---------------------------------------	---------------------------------	------------------------------------

	Avg Performance All CCIs (%)	Provider Performance (%)*	Possible Points (Weight)	Provider Points Earned
--	-------------------------------------	----------------------------------	---------------------------------	-------------------------------

OPM Monitoring Reviews

Annual Comprehensive Reviews	89%	89%	25	22.37
Safety Reviews	95%	99%	15	14.78
Monitoring Sub-Total			40	37.15

CCI Safety Outcomes

Incidence of Maltreatment	0.11%	No Substantiated Reports	10	10.00
Staff Training	75%	100%	10	10.00
Safety Sub-Total			20	20.00

CCI Permanency Outcomes

Placement Stability	91%	92%	15	13.80
Permanency Sub-Total			15	13.80

CCI Well-Being Outcomes

EPSDT Medical Visits	94%	100%	4	4.00
EPSDT Dental Visits	88%	100%	4	4.00
Academic Supports	79%	93%	3	2.79
Provider ECEM Visits	83%	100%	7	7.00
Provider General Contacts	81%	100%	7	7.00
Placements with Siblings	38%	75%	Not Scored	Not Scored
Placements within Legal County	15%	25%	Not Scored	Not Scored
Well-Being Sub-Total			25	24.79

*Performance calculation descriptions can be found in the FY 2017 RBWO PBP Measurements and Standards Guide.

Monitoring & Outcomes: Possible Points = 100		Points Earned = 95.74	
Score Before Incentives Credit		95.74%	
Incentives Awarded		9.20 pts	
PBP Verification		N/A pts	
Total Score		104.94%	



DHS, DFCS, Office of Provider Management
Performance-Based Placement Measures
RBWO Provider GA+SCORECARD - CCI
Report Quarter: Q3 FY2017



Provider/Program Name: Georgia Sheriff's Youth Home - dba Cherokee Estate (677) - CCI

Program Census Information:		# Children in Care During Quarter: 13	# Placements During Quarter: 13	# Children in Care On Last Day: 11
CCI Incentive Credits	Avg Performance All CCIs (Points)	Provider Performance (%)*	Possible Points (Weight)	Provider Points Earned
Early EPSDT Medical Visits		100%	2	2.00
Early EPSDT Dental Visits		100%	2	2.00
Permanency Contacts		None Planned	5	
Additional Academic Supports		60%	2	1.20
Active Agency Accreditation		0%	4	0.00
Staff Clinical Licensure		0%	5	0.00
Behavior Management (threshold = 0)		100%	4	4.00
Incentives Total	7.73		24	9.20
Maximum total combined incentive credit allowed is 10 points.			Incentives Awarded	9.20

*Performance calculation descriptions can be found in the FY 2017 RBWO PBP Measurements and Standards Guide.

Child Protective Services Investigations and Dispositions

The following investigations data, which is not used for scoring but is considered significant to a provider's performance, is from Georgia SHINES and is not considered final or complete until the end of the fiscal year.

Total Reports:	2	
Number Screened In:	0	
Number Screened Out:	2	
Number Substantiated:	0	
Number Unsubstantiated:	0	
Number Active CPS Investigations:	0	



DHS, DFCS, Office of Provider Management
Performance-Based Placement Measures
RBWO Provider GA+SCORECARD - CCI



Report Quarter: Q3 FY2017

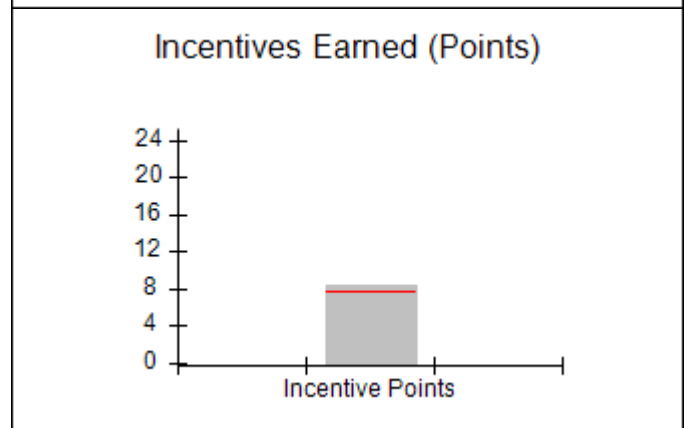
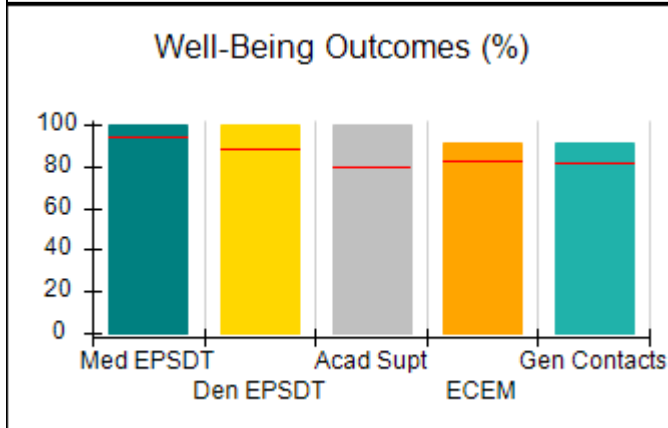
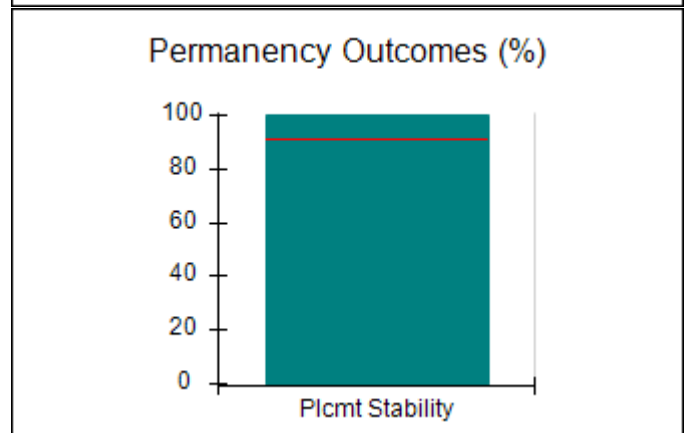
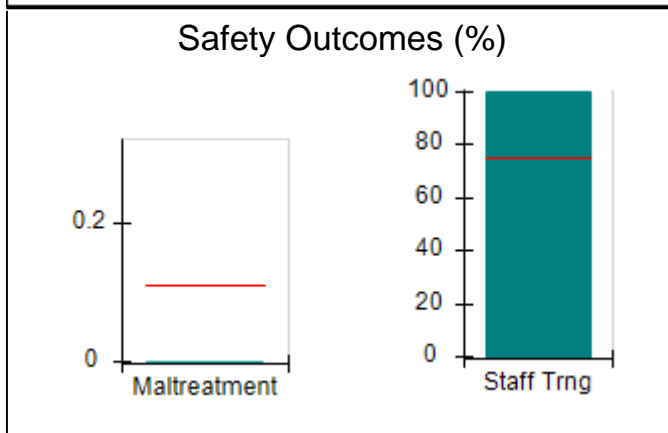
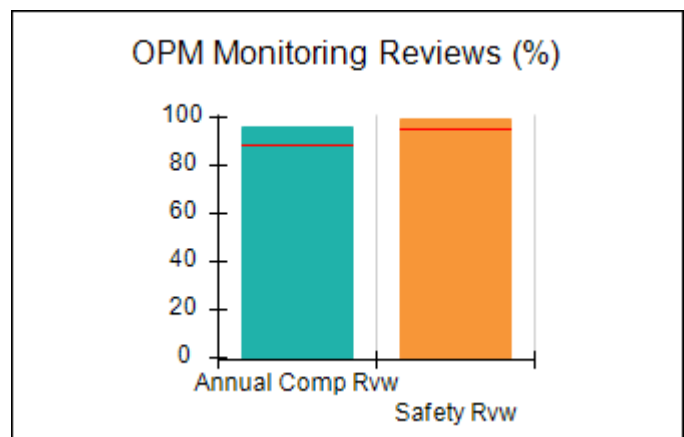
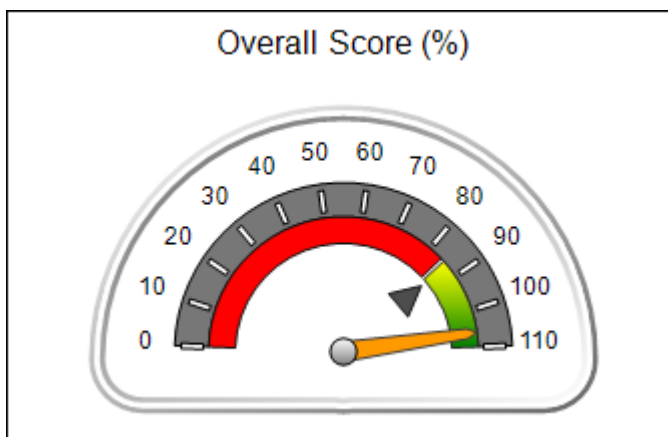
Provider/Program Name: Georgia Sheriff's Youth Home - dba Herrington Homes (678) - CCI

8109 Hwy. 297, Nunez, GA 30448 Phone: 912-562-3968 Vendor ID# 35380	Quarterly Scores (Grades)		Current Quarter Score (Grade)
	Q1: 99.20 (A+)	Q2: 99.25 (A+)	106.12% (A+)
	Q3: 106.12 (A+)	Q4: (N/A)	

Program Census Information:	# Children in Care During Quarter: 9	# Placements During Quarter: 9	# Children in Care On Last Day: 9
-----------------------------	--------------------------------------	--------------------------------	-----------------------------------

Quarterly Provider Comparisons to All CCIs

▼ — indicates average for all CCIs





DHS, DFCS, Office of Provider Management
Performance-Based Placement Measures
RBWO Provider GA+SCORECARD - CCI



Report Quarter: Q3 FY2017

Provider/Program Name: Georgia Sheriff's Youth Home - dba Herrington Homes (678) - CCI				
8109 Hwy. 297, Nunez, GA 30448		Quarterly Scores (Grades)		Current Quarter Score (Grade)
Phone: 912-562-3968		Q1: 99.20 (A+)	Q2: 99.25 (A+)	106.12% (A+)
Vendor ID# 35380		Q3: 106.12 (A+)	Q4: (N/A)	
Program Census Information:		# Children in Care During Quarter: 9	# Placements During Quarter: 9	# Children in Care On Last Day: 9
	Avg Performance All CCIs (%)	Provider Performance (%)*	Possible Points (Weight)	Provider Points Earned
OPM Monitoring Reviews				
Annual Comprehensive Reviews	89%	96%	25	24.11
Safety Reviews	95%	99%	15	14.90
Monitoring Sub-Total			40	39.00
CCI Safety Outcomes				
Incidence of Maltreatment	0.11%	No Substantiated Reports	10	10.00
Staff Training	75%	100%	10	10.00
Safety Sub-Total			20	20.00
CCI Permanency Outcomes				
Placement Stability	91%	100%	15	15.00
Permanency Sub-Total			15	15.00
CCI Well-Being Outcomes				
EPSDT Medical Visits	94%	100%	4	4.00
EPSDT Dental Visits	88%	100%	4	4.00
Academic Supports	79%	100%	3	3.00
Provider ECEM Visits	83%	91%	7	6.37
Provider General Contacts	81%	91%	7	6.37
Placements with Siblings	38%	22%	Not Scored	Not Scored
Placements within Legal County	15%	0%	Not Scored	Not Scored
Well-Being Sub-Total			25	23.74
*Performance calculation descriptions can be found in the FY 2017 RBWO PBP Measurements and Standards Guide.				

Monitoring & Outcomes: Possible Points = 100	Points Earned = 97.74
Score Before Incentives Credit	97.74%
Incentives Awarded	8.38 pts
PBP Verification	N/A pts
Total Score	106.12%



DHS, DFCS, Office of Provider Management
Performance-Based Placement Measures
RBWO Provider GA+SCORECARD - CCI



Report Quarter: Q3 FY2017

Provider/Program Name: Georgia Sheriff's Youth Home - dba Herrington Homes (678) - CCI

Program Census Information:		# Children in Care During Quarter: 9	# Placements During Quarter: 9	# Children in Care On Last Day: 9
CCI Incentive Credits	Avg Performance All CCIs (Points)	Provider Performance (%)*	Possible Points (Weight)	Provider Points Earned
Early EPSDT Medical Visits		100%	2	2.00
Early EPSDT Dental Visits		100%	2	2.00
Permanency Contacts		None Planned	5	
Additional Academic Supports		19%	2	0.38
Active Agency Accreditation		0%	4	0.00
Staff Clinical Licensure		0%	5	0.00
Behavior Management (threshold = 0)		100%	4	4.00
Incentives Total	7.73		24	8.38
Maximum total combined incentive credit allowed is 10 points.			Incentives Awarded	8.38

*Performance calculation descriptions can be found in the FY 2017 RBWO PBP Measurements and Standards Guide.

Child Protective Services Investigations and Dispositions

The following investigations data, which is not used for scoring but is considered significant to a provider's performance, is from Georgia SHINES and is not considered final or complete until the end of the fiscal year.

Total Reports:	1
Number Screened In:	0
Number Screened Out:	1
Number Substantiated:	0
Number Unsubstantiated:	0
Number Active CPS Investigations:	0



DHS, DFCS, Office of Provider Management
Performance-Based Placement Measures
RBWO Provider GA+SCORECARD - CCI



Report Quarter: Q3 FY2017

Provider/Program Name: Georgia Sheriff's Youth Home - dba Mountainview (963) - CCI

716 Jackson Lake Road, Chatsworth, GA 30705

Phone: 706 695-2100

Vendor ID# 35383

Quarterly Scores (Grades)

Q1: 105.53 (A+)

Q2: 101.91 (A+)

Q3: 106.84 (A+)

Q4: (N/A)

Current Quarter Score (Grade)

106.84%

(A+)

Program Census Information:

Children in Care During Quarter: 10

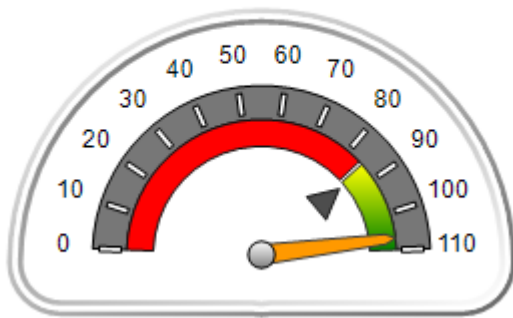
Placements During Quarter: 10

Children in Care On Last Day: 4

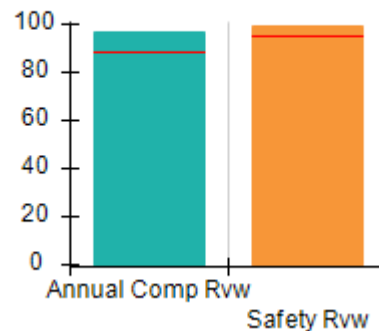
Quarterly Provider Comparisons to All CCIs

▼ indicates average for all CCIs

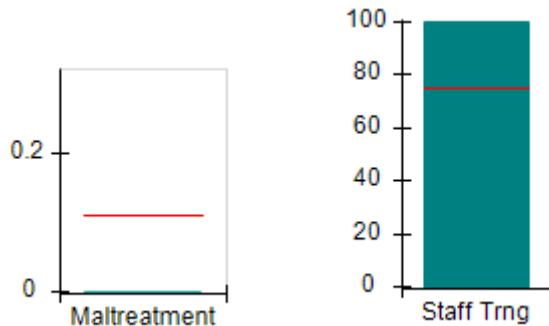
Overall Score (%)



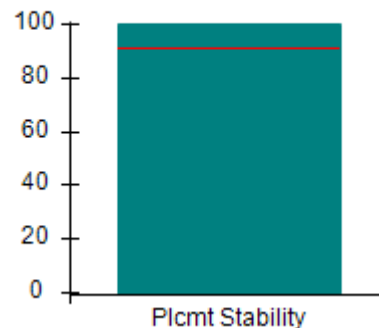
OPM Monitoring Reviews (%)



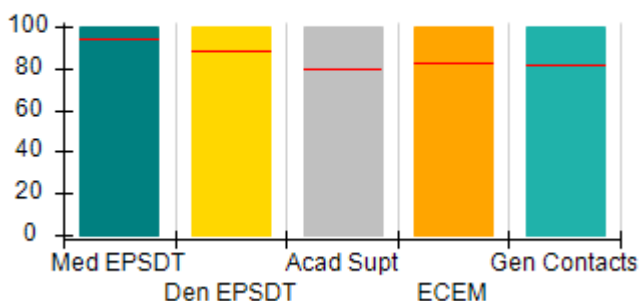
Safety Outcomes (%)



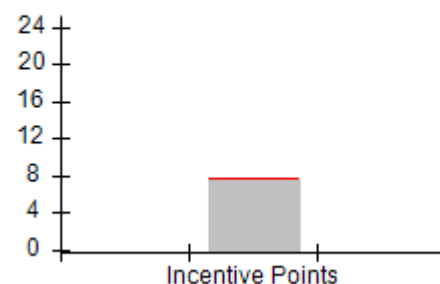
Permanency Outcomes (%)



Well-Being Outcomes (%)



Incentives Earned (Points)





DHS, DFCS, Office of Provider Management
Performance-Based Placement Measures
RBWO Provider GA+SCORECARD - CCI
Report Quarter: Q3 FY2017



Provider/Program Name: Georgia Sheriff's Youth Home - dba Mountainview (963) - CCI				
716 Jackson Lake Road, Chatsworth, GA 30705 Phone: 706 695-2100 Vendor ID# 35383		Quarterly Scores (Grades)		Current Quarter Score (Grade)
		Q1: 105.53 (A+)	Q2: 101.91 (A+)	106.84%
		Q3: 106.84 (A+)	Q4: (N/A)	(A+)
Program Census Information:		# Children in Care During Quarter: 10	# Placements During Quarter: 10	# Children in Care On Last Day: 4
	Avg Performance All CCIs (%)	Provider Performance (%)*	Possible Points (Weight)	Provider Points Earned
OPM Monitoring Reviews				
Annual Comprehensive Reviews	89%	97%	25	24.23
Safety Reviews	95%	99%	15	14.89
Monitoring Sub-Total			40	39.12
CCI Safety Outcomes				
Incidence of Maltreatment	0.11%	No Substantiated Reports	10	10.00
Staff Training	75%	100%	10	10.00
Safety Sub-Total			20	20.00
CCI Permanency Outcomes				
Placement Stability	91%	100%	15	15.00
Permanency Sub-Total			15	15.00
CCI Well-Being Outcomes				
EPSDT Medical Visits	94%	100%	4	4.00
EPSDT Dental Visits	88%	100%	4	4.00
Academic Supports	79%	100%	3	3.00
Provider ECEM Visits	83%	100%	7	7.00
Provider General Contacts	81%	100%	7	7.00
Placements with Siblings	38%	100%	Not Scored	Not Scored
Placements within Legal County	15%	67%	Not Scored	Not Scored
Well-Being Sub-Total			25	25.00
*Performance calculation descriptions can be found in the FY 2017 RBWO PBP Measurements and Standards Guide.				

Monitoring & Outcomes: Possible Points = 100		Points Earned = 99.12	
Score Before Incentives Credit			99.12%
Incentives Awarded			7.72 pts
PBP Verification			N/A pts
Total Score			106.84%



DHS, DFCS, Office of Provider Management
Performance-Based Placement Measures
RBWO Provider GA+SCORECARD - CCI
Report Quarter: Q3 FY2017



Provider/Program Name: Georgia Sheriff's Youth Home - dba Mountainview (963) - CCI

Program Census Information:		# Children in Care During Quarter: 10	# Placements During Quarter: 10	# Children in Care On Last Day: 4
CCI Incentive Credits	Avg Performance All CCIs (Points)	Provider Performance (%)*	Possible Points (Weight)	Provider Points Earned
Early EPSDT Medical Visits		Not Eligible	2	
Early EPSDT Dental Visits		100%	2	2.00
Permanency Contacts		None Planned	5	
Additional Academic Supports		86%	2	1.72
Active Agency Accreditation		0%	4	0.00
Staff Clinical Licensure		0%	5	0.00
Behavior Management (threshold = 0)		100%	4	4.00
Incentives Total	7.73		24	7.72
Maximum total combined incentive credit allowed is 10 points.			Incentives Awarded	7.72

*Performance calculation descriptions can be found in the FY 2017 RBWO PBP Measurements and Standards Guide.

Child Protective Services Investigations and Dispositions

The following investigations data, which is not used for scoring but is considered significant to a provider's performance, is from Georgia SHINES and is not considered final or complete until the end of the fiscal year.

Total Reports:	0	
Number Screened In:	0	
Number Screened Out:	0	
Number Substantiated:	0	
Number Unsubstantiated:	0	
Number Active CPS Investigations:	0	



DHS, DFCS, Office of Provider Management
Performance-Based Placement Measures
RBWO Provider GA+SCORECARD - CCI



Report Quarter: Q3 FY2017

Provider/Program Name: Georgia Sheriff's Youth Home - dba Pineland (679) - CCI

2048 Young's Mill Rd., LaGrange, GA 30241

Phone: 706-845-9771

Vendor ID# 35381

Quarterly Scores (Grades)

Q1: 102.39 (A+)

Q2: 104.81 (A+)

Q3: 107.84 (A+)

Q4: (N/A)

Current Quarter Score (Grade)

107.84%

(A+)

Program Census Information:

Children in Care During
Quarter: 10

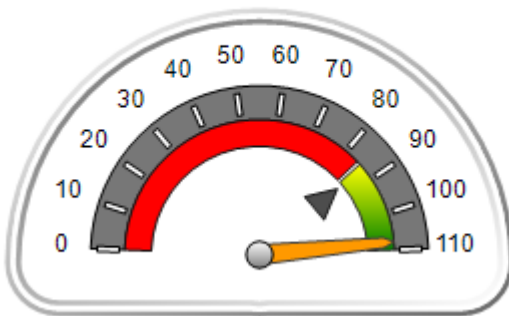
Placements During
Quarter: 10

Children in Care On Last
Day: 6

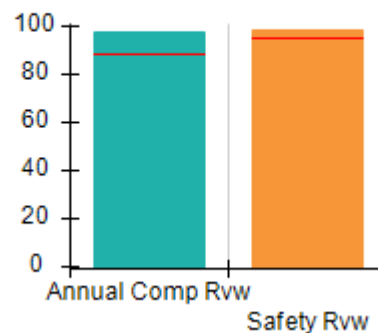
Quarterly Provider Comparisons to All CCIs

▼ indicates average for all CCIs

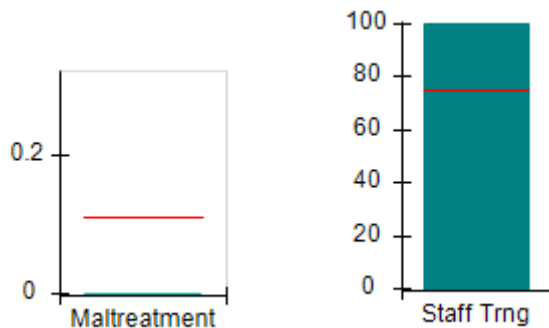
Overall Score (%)



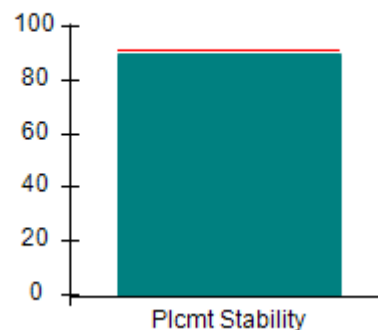
OPM Monitoring Reviews (%)



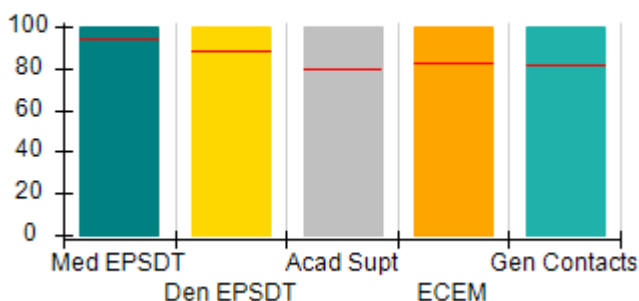
Safety Outcomes (%)



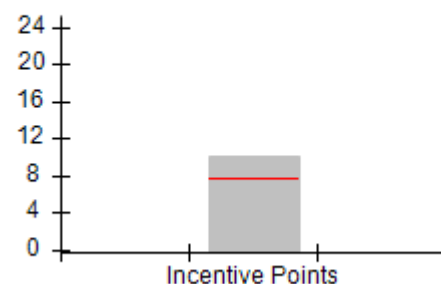
Permanency Outcomes (%)



Well-Being Outcomes (%)



Incentives Earned (Points)





DHS, DFCS, Office of Provider Management
Performance-Based Placement Measures
RBWO Provider GA+SCORECARD - CCI



Report Quarter: Q3 FY2017

Provider/Program Name: Georgia Sheriff's Youth Home - dba Pineland (679) - CCI

2048 Young's Mill Rd., LaGrange, GA 30241

Phone: 706-845-9771

Vendor ID# 35381

Quarterly Scores (Grades)

Current Quarter Score (Grade)

Q1: 102.39 (A+)

Q2: 104.81 (A+)

107.84%

Q3: 107.84 (A+)

Q4: (N/A)

(A+)

Program Census Information:

Children in Care During
Quarter: 10

Placements During
Quarter: 10

Children in Care On
Last Day: 6

**Avg
Performance All
CCIs (%)**

**Provider
Performance (%)***

**Possible Points
(Weight)**

**Provider Points
Earned**

OPM Monitoring Reviews

Annual Comprehensive Reviews	89%	98%	25	24.50
Safety Reviews	95%	99%	15	14.84
Monitoring Sub-Total			40	39.34

CCI Safety Outcomes

Incidence of Maltreatment	0.11%	No Substantiated Reports	10	10.00
Staff Training	75%	100%	10	10.00
Safety Sub-Total			20	20.00

CCI Permanency Outcomes

Placement Stability	91%	90%	15	13.50
Permanency Sub-Total			15	13.50

CCI Well-Being Outcomes

EPSDT Medical Visits	94%	100%	4	4.00
EPSDT Dental Visits	88%	100%	4	4.00
Academic Supports	79%	100%	3	3.00
Provider ECEM Visits	83%	100%	7	7.00
Provider General Contacts	81%	100%	7	7.00
Placements with Siblings	38%	0%	Not Scored	Not Scored
Placements within Legal County	15%	0%	Not Scored	Not Scored
Well-Being Sub-Total			25	25.00

*Performance calculation descriptions can be found in the FY 2017 RBWO PBP Measurements and Standards Guide.

Monitoring & Outcomes: Possible Points = 100

Points Earned = 97.84

Score Before Incentives Credit

97.84%

Incentives Awarded

10.00 pts

PBP Verification

N/A pts

Total Score

107.84%



DHS, DFCS, Office of Provider Management
Performance-Based Placement Measures
RBWO Provider GA+SCORECARD - CCI
Report Quarter: Q3 FY2017



Provider/Program Name: Georgia Sheriff's Youth Home - dba Pineland (679) - CCI

Program Census Information:		# Children in Care During Quarter: 10	# Placements During Quarter: 10	# Children in Care On Last Day: 6
CCI Incentive Credits	Avg Performance All CCIs (Points)	Provider Performance (%)*	Possible Points (Weight)	Provider Points Earned
Early EPSDT Medical Visits		100%	2	2.00
Early EPSDT Dental Visits		100%	2	2.00
Permanency Contacts		None Planned	5	
Additional Academic Supports		100%	2	2.00
Active Agency Accreditation		0%	4	0.00
Staff Clinical Licensure		0%	5	0.00
Behavior Management (threshold = 0)		100%	4	4.00
Incentives Total	7.73		24	10.00
Maximum total combined incentive credit allowed is 10 points.			Incentives Awarded	10.00

*Performance calculation descriptions can be found in the FY 2017 RBWO PBP Measurements and Standards Guide.

Child Protective Services Investigations and Dispositions

The following investigations data, which is not used for scoring but is considered significant to a provider's performance, is from Georgia SHINES and is not considered final or complete until the end of the fiscal year.

Total Reports:	0	
Number Screened In:	0	
Number Screened Out:	0	
Number Substantiated:	0	
Number Unsubstantiated:	0	
Number Active CPS Investigations:	0	



DHS, DFCS, Office of Provider Management
Performance-Based Placement Measures
RBWO Provider GA+SCORECARD - CCI



Report Quarter: Q3 FY2017

Provider/Program Name: Goshen Valley Foundation - dba Goshen Valley Boy's Ranch (687) - CCI

387 Goshen Church Way, Waleska, GA 30183

Phone: 7707964618

Vendor ID# 35392

Quarterly Scores (Grades)

Current Quarter Score (Grade)

Q1: 107.80 (A+)

Q2: 109.25 (A+)

109.70%

Q3: 109.70 (A+)

Q4: (N/A)

(A+)

Program Census Information:

Children in Care During Quarter: 44

Placements During Quarter: 44

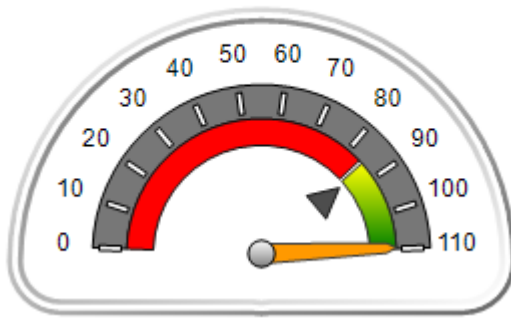
Children in Care On Last Day: 38

Quarterly Provider Comparisons to All CCIs

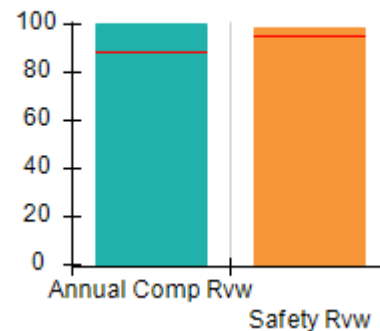


indicates average for all CCIs

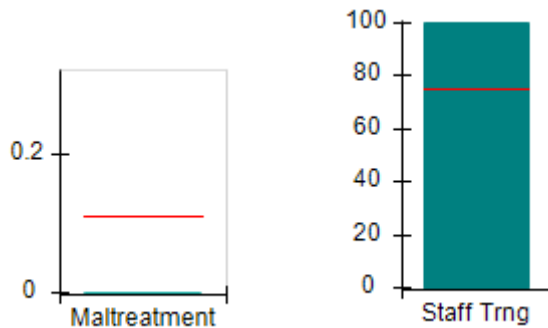
Overall Score (%)



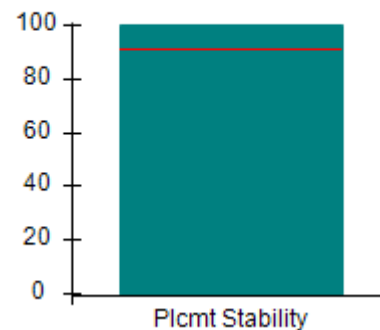
OPM Monitoring Reviews (%)



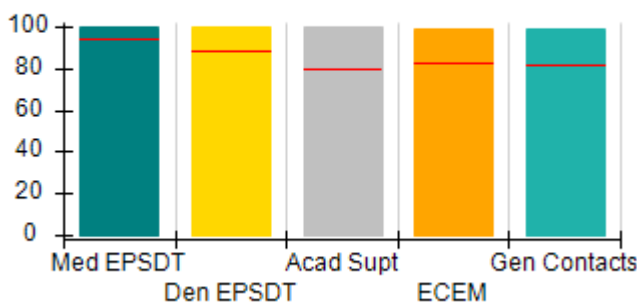
Safety Outcomes (%)



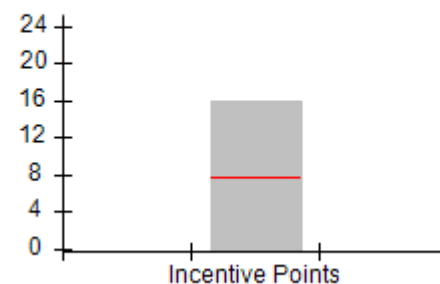
Permanency Outcomes (%)



Well-Being Outcomes (%)



Incentives Earned (Points)





DHS, DFCS, Office of Provider Management
Performance-Based Placement Measures
RBWO Provider GA+SCORECARD - CCI



Report Quarter: Q3 FY2017

Provider/Program Name: Goshen Valley Foundation - dba Goshen Valley Boy's Ranch (687) - CCI				
387 Goshen Church Way, Waleska, GA 30183		Quarterly Scores (Grades)		Current Quarter Score (Grade)
Phone: 7707964618		Q1: 107.80 (A+)	Q2: 109.25 (A+)	109.70% (A+)
Vendor ID# 35392		Q3: 109.70 (A+)	Q4: (N/A)	
Program Census Information:		# Children in Care During Quarter: 44	# Placements During Quarter: 44	# Children in Care On Last Day: 38
	Avg Performance All CCIs (%)	Provider Performance (%)*	Possible Points (Weight)	Provider Points Earned
OPM Monitoring Reviews				
Annual Comprehensive Reviews	89%	100%	25	25.00
Safety Reviews	95%	99%	15	14.84
Monitoring Sub-Total			40	39.84
CCI Safety Outcomes				
Incidence of Maltreatment	0.11%	No Substantiated Reports	10	10.00
Staff Training	75%	100%	10	10.00
Safety Sub-Total			20	20.00
CCI Permanency Outcomes				
Placement Stability	91%	100%	15	15.00
Permanency Sub-Total			15	15.00
CCI Well-Being Outcomes				
EPSDT Medical Visits	94%	100%	4	4.00
EPSDT Dental Visits	88%	100%	4	4.00
Academic Supports	79%	100%	3	3.00
Provider ECEM Visits	83%	99%	7	6.93
Provider General Contacts	81%	99%	7	6.93
Placements with Siblings	38%	17%	Not Scored	Not Scored
Placements within Legal County	15%	0%	Not Scored	Not Scored
Well-Being Sub-Total			25	24.86
*Performance calculation descriptions can be found in the FY 2017 RBWO PBP Measurements and Standards Guide.				

Monitoring & Outcomes: Possible Points = 100	Points Earned = 99.70
Score Before Incentives Credit	99.70%
Incentives Awarded	10.00 pts
PBP Verification	N/A pts
Total Score	109.70%



DHS, DFCS, Office of Provider Management
Performance-Based Placement Measures
RBWO Provider GA+SCORECARD - CCI



Report Quarter: Q3 FY2017

Provider/Program Name: Goshen Valley Foundation - dba Goshen Valley Boy's Ranch (687) - CCI

Program Census Information:		# Children in Care During Quarter: 44	# Placements During Quarter: 44	# Children in Care On Last Day: 38
CCI Incentive Credits	Avg Performance All CCIs (Points)	Provider Performance (%)*	Possible Points (Weight)	Provider Points Earned
Early EPSDT Medical Visits		100%	2	2.00
Early EPSDT Dental Visits		100%	2	2.00
Permanency Contacts		100%	5	5.00
Additional Academic Supports		50%	2	1.00
Active Agency Accreditation		50%	4	2.00
Staff Clinical Licensure		0%	5	0.00
Behavior Management (threshold = 0)		100%	4	4.00
Incentives Total	7.73		24	16.00
Maximum total combined incentive credit allowed is 10 points.			Incentives Awarded	10.00

*Performance calculation descriptions can be found in the FY 2017 RBWO PBP Measurements and Standards Guide.

Child Protective Services Investigations and Dispositions

The following investigations data, which is not used for scoring but is considered significant to a provider's performance, is from Georgia SHINES and is not considered final or complete until the end of the fiscal year.

Total Reports:	0
Number Screened In:	0
Number Screened Out:	0
Number Substantiated:	0
Number Unsubstantiated:	0
Number Active CPS Investigations:	0



DHS, DFCS, Office of Provider Management
Performance-Based Placement Measures
RBWO Provider GA+SCORECARD - CCI



Report Quarter: Q3 FY2017

Provider/Program Name: Goshen Valley Foundation - dba Hope House (5196) - CCI

187 Goshen Church Way, Waleska, GA 30183

Phone: 770-796-4618

Vendor ID# 106196

Quarterly Scores (Grades)

Q1: 107.33 (A+)

Q2: 108.53 (A+)

Q3: 107.91 (A+)

Q4: (N/A)

Current Quarter Score (Grade)

107.91%

(A+)

Program Census Information:

Children in Care During Quarter: 11

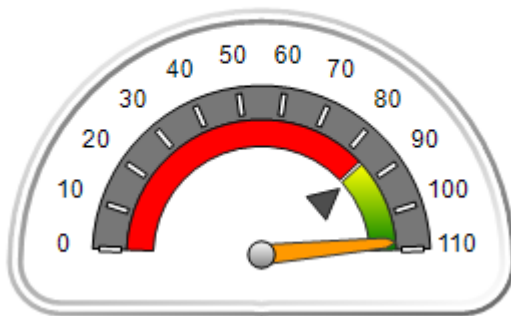
Placements During Quarter: 11

Children in Care On Last Day: 7

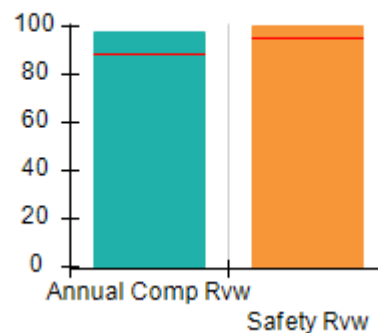
Quarterly Provider Comparisons to All CCIs

▼ indicates average for all CCIs

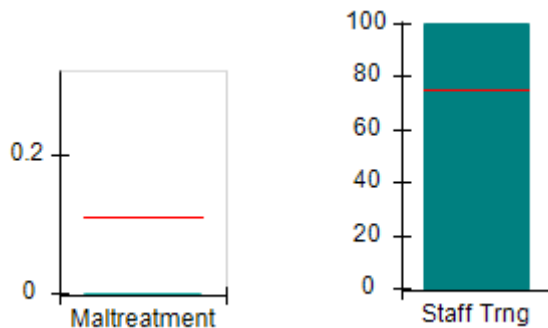
Overall Score (%)



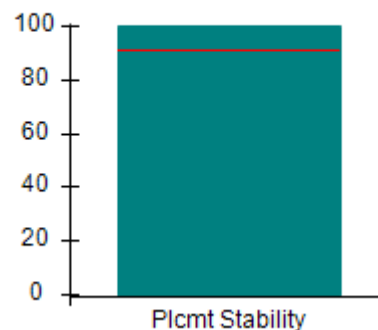
OPM Monitoring Reviews (%)



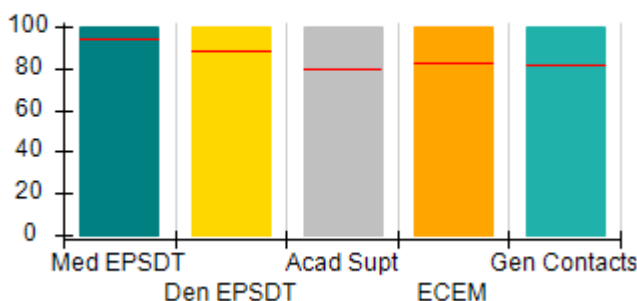
Safety Outcomes (%)



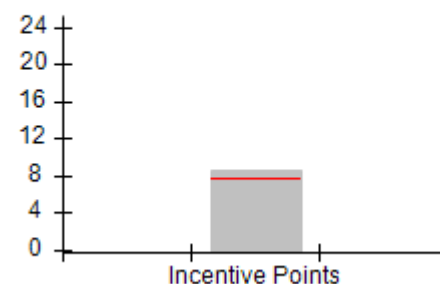
Permanency Outcomes (%)



Well-Being Outcomes (%)



Incentives Earned (Points)





DHS, DFCS, Office of Provider Management
Performance-Based Placement Measures
RBWO Provider GA+SCORECARD - CCI



Report Quarter: Q3 FY2017

Provider/Program Name: Goshen Valley Foundation - dba Hope House (5196) - CCI				
187 Goshen Church Way, Waleska, GA 30183		Quarterly Scores (Grades)		Current Quarter Score (Grade)
Phone: 770-796-4618		Q1: 107.33 (A+)	Q2: 108.53 (A+)	107.91%
Vendor ID# 106196		Q3: 107.91 (A+)	Q4: (N/A)	(A+)
Program Census Information:		# Children in Care During Quarter: 11	# Placements During Quarter: 11	# Children in Care On Last Day: 7
	Avg Performance All CCIs (%)	Provider Performance (%)*	Possible Points (Weight)	Provider Points Earned
OPM Monitoring Reviews				
Annual Comprehensive Reviews	89%	97%	25	24.33
Safety Reviews	95%	100%	15	15.00
Monitoring Sub-Total			40	39.33
CCI Safety Outcomes				
Incidence of Maltreatment	0.11%	No Substantiated Reports	10	10.00
Staff Training	75%	100%	10	10.00
Safety Sub-Total			20	20.00
CCI Permanency Outcomes				
Placement Stability	91%	100%	15	15.00
Permanency Sub-Total			15	15.00
CCI Well-Being Outcomes				
EPSDT Medical Visits	94%	100%	4	4.00
EPSDT Dental Visits	88%	100%	4	4.00
Academic Supports	79%	100%	3	3.00
Provider ECEM Visits	83%	100%	7	7.00
Provider General Contacts	81%	100%	7	7.00
Placements with Siblings	38%	29%	Not Scored	Not Scored
Placements within Legal County	15%	50%	Not Scored	Not Scored
Well-Being Sub-Total			25	25.00
*Performance calculation descriptions can be found in the FY 2017 RBWO PBP Measurements and Standards Guide.				

Monitoring & Outcomes: Possible Points = 100		Points Earned = 99.33	
Score Before Incentives Credit		99.33%	
Incentives Awarded		8.58 pts	
PBP Verification		N/A pts	
Total Score		107.91%	



DHS, DFCS, Office of Provider Management
Performance-Based Placement Measures
RBWO Provider GA+SCORECARD - CCI
Report Quarter: Q3 FY2017



Provider/Program Name: Goshen Valley Foundation - dba Hope House (5196) - CCI

Program Census Information:		# Children in Care During Quarter: 11	# Placements During Quarter: 11	# Children in Care On Last Day: 7
CCI Incentive Credits	Avg Performance All CCIs (Points)	Provider Performance (%)*	Possible Points (Weight)	Provider Points Earned
Early EPSDT Medical Visits		100%	2	2.00
Early EPSDT Dental Visits		Not Eligible	2	
Permanency Contacts		None Planned	5	
Additional Academic Supports		29%	2	0.58
Active Agency Accreditation		50%	4	2.00
Staff Clinical Licensure		0%	5	0.00
Behavior Management (threshold = 0)		100%	4	4.00
Incentives Total	7.73		24	8.58
Maximum total combined incentive credit allowed is 10 points.			Incentives Awarded	8.58

*Performance calculation descriptions can be found in the FY 2017 RBWO PBP Measurements and Standards Guide.

Child Protective Services Investigations and Dispositions

The following investigations data, which is not used for scoring but is considered significant to a provider's performance, is from Georgia SHINES and is not considered final or complete until the end of the fiscal year.

Total Reports:	0	
Number Screened In:	0	
Number Screened Out:	0	
Number Substantiated:	0	
Number Unsubstantiated:	0	
Number Active CPS Investigations:	0	



DHS, DFCS, Office of Provider Management
Performance-Based Placement Measures
RBWO Provider GA+SCORECARD - CCI



Report Quarter: Q3 FY2017

Provider/Program Name: Greenbriar Children's Center - (688) - CCI

3709 Hopkins St., Savannah, GA 31405

Phone: 912-234-3431

Vendor ID# 35393

Quarterly Scores (Grades)

Q1: 82.74 (B-)

Q2: 77.65 (C+)

Q3: 74.47 (C)

Q4: (N/A)

Current Quarter Score (Grade)

74.47%

(C)

Program Census Information:

Children in Care During
Quarter: 10

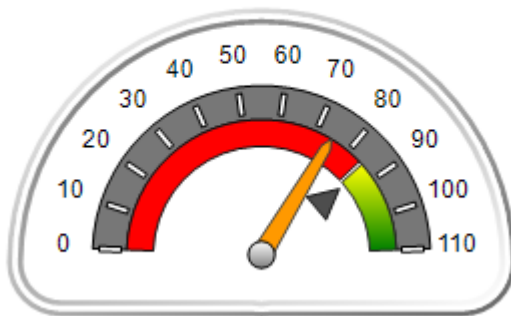
Placements During
Quarter: 10

Children in Care On Last
Day: 5

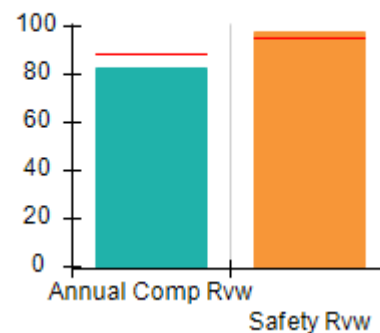
Quarterly Provider Comparisons to All CCIs

▼ indicates average for all CCIs

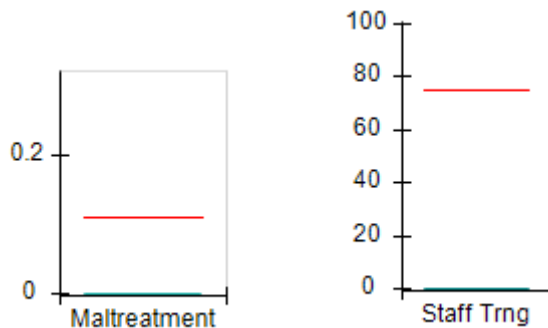
Overall Score (%)



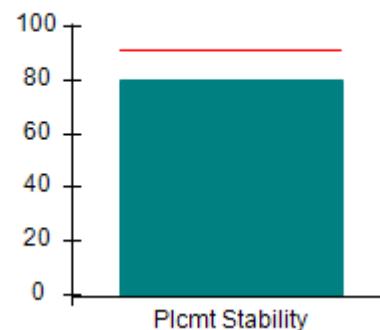
OPM Monitoring Reviews (%)



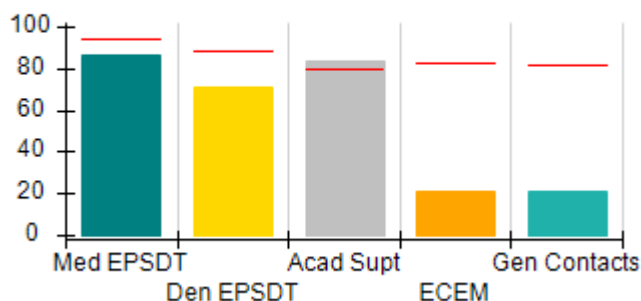
Safety Outcomes (%)



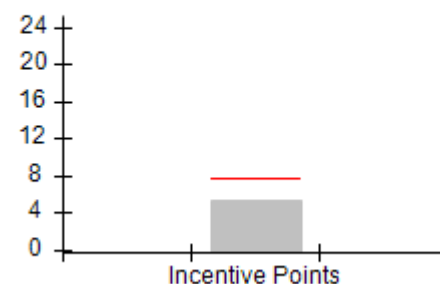
Permanency Outcomes (%)



Well-Being Outcomes (%)



Incentives Earned (Points)





DHS, DFCS, Office of Provider Management
Performance-Based Placement Measures
RBWO Provider GA+SCORECARD - CCI
Report Quarter: Q3 FY2017



Provider/Program Name: Greenbriar Children's Center - (688) - CCI

3709 Hopkins St., Savannah, GA 31405 Phone: 912-234-3431 Vendor ID# 35393		Quarterly Scores (Grades)		Current Quarter Score (Grade)
		Q1: 82.74 (B-)	Q2: 77.65 (C+)	74.47%
		Q3: 74.47 (C)	Q4: (N/A)	(C)
Program Census Information:		# Children in Care During Quarter: 10	# Placements During Quarter: 10	# Children in Care On Last Day: 5
	Avg Performance All CCIs (%)	Provider Performance (%)*	Possible Points (Weight)	Provider Points Earned
OPM Monitoring Reviews				
Annual Comprehensive Reviews	89%	83%	25	20.66
Safety Reviews	95%	98%	15	14.70
Monitoring Sub-Total			40	35.36
CCI Safety Outcomes				
Incidence of Maltreatment	0.11%	No Substantiated Reports	10	10.00
Staff Training	75%	0%	10	0.00
Safety Sub-Total			20	10.00
CCI Permanency Outcomes				
Placement Stability	91%	80%	15	12.00
Permanency Sub-Total			15	12.00
CCI Well-Being Outcomes				
EPSDT Medical Visits	94%	86%	4	3.44
EPSDT Dental Visits	88%	71%	4	2.84
Academic Supports	79%	83%	3	2.49
Provider ECEM Visits	83%	21%	7	1.47
Provider General Contacts	81%	21%	7	1.47
Placements with Siblings	38%	Not Eligible	Not Scored	Not Scored
Placements within Legal County	15%	50%	Not Scored	Not Scored
Well-Being Sub-Total			25	11.71

*Performance calculation descriptions can be found in the FY 2017 RBWO PBP Measurements and Standards Guide.

Monitoring & Outcomes: Possible Points = 100		Points Earned = 69.07	
Score Before Incentives Credit			69.07%
Incentives Awarded			5.40 pts
PBP Verification			N/A pts
Total Score			74.47%



DHS, DFCS, Office of Provider Management
Performance-Based Placement Measures
RBWO Provider GA+SCORECARD - CCI
Report Quarter: Q3 FY2017



Provider/Program Name: Greenbriar Children's Center - (688) - CCI

Program Census Information:		# Children in Care During Quarter: 10	# Placements During Quarter: 10	# Children in Care On Last Day: 5
CCI Incentive Credits	Avg Performance All CCIs (Points)	Provider Performance (%)*	Possible Points (Weight)	Provider Points Earned
Early EPSDT Medical Visits		50%	2	1.00
Early EPSDT Dental Visits		20%	2	0.40
Permanency Contacts		0%	5	0.00
Additional Academic Supports		0%	2	0.00
Active Agency Accreditation		0%	4	0.00
Staff Clinical Licensure		0%	5	0.00
Behavior Management (threshold = 0)		100%	4	4.00
Incentives Total	7.73		24	5.40
Maximum total combined incentive credit allowed is 10 points.			Incentives Awarded	5.40

*Performance calculation descriptions can be found in the FY 2017 RBWO PBP Measurements and Standards Guide.

Child Protective Services Investigations and Dispositions

The following investigations data, which is not used for scoring but is considered significant to a provider's performance, is from Georgia SHINES and is not considered final or complete until the end of the fiscal year.

Total Reports:	0	
Number Screened In:	0	
Number Screened Out:	0	
Number Substantiated:	0	
Number Unsubstantiated:	0	
Number Active CPS Investigations:	0	



DHS, DFCS, Office of Provider Management
Performance-Based Placement Measures
RBWO Provider GA+SCORECARD - CCI



Report Quarter: Q3 FY2017

Provider/Program Name: Guardian Home of Hope, Inc. - (5187) - CCI

4290 Valley Crest Drive, Columbus, GA 31907

Phone: 762-821-2303

Vendor ID# 121306

Quarterly Scores (Grades)

Current Quarter Score (Grade)

Q1: 98.48 (A+)

Q2: 91.25 (A-)

74.36%

Q3: 74.36 (C)

Q4: (N/A)

(C)

Program Census Information:

Children in Care During
Quarter: 9

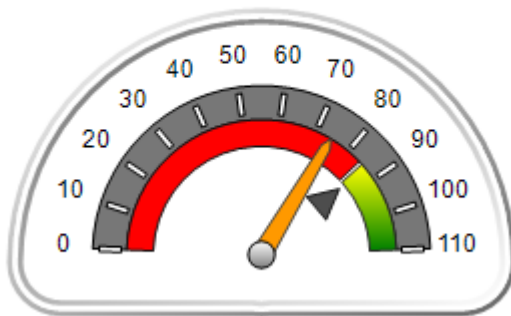
Placements During
Quarter: 9

Children in Care On Last
Day: 5

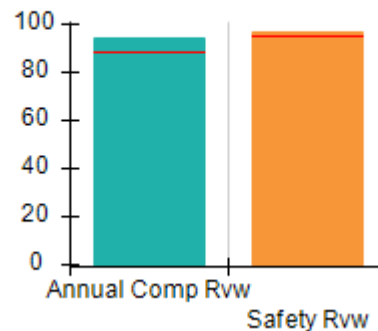
Quarterly Provider Comparisons to All CCIs

▼ — indicates average for all CCIs

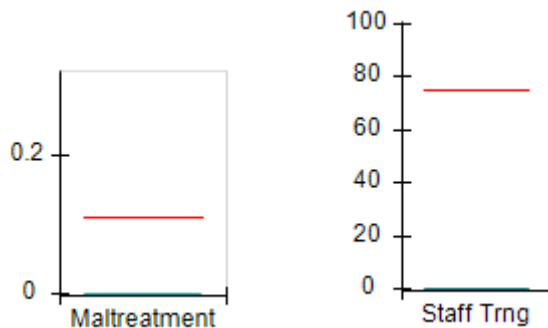
Overall Score (%)



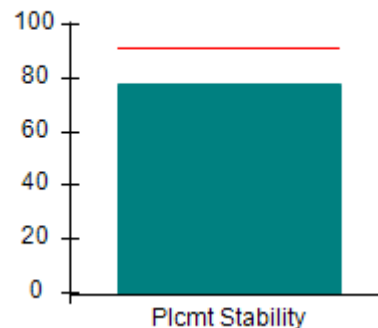
OPM Monitoring Reviews (%)



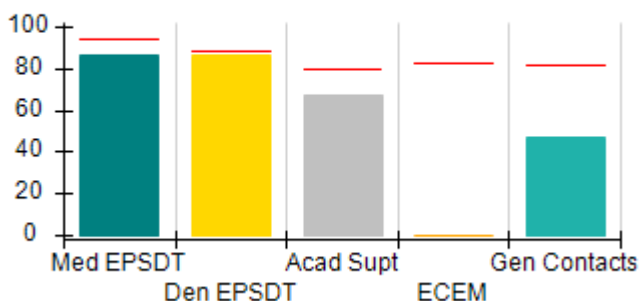
Safety Outcomes (%)



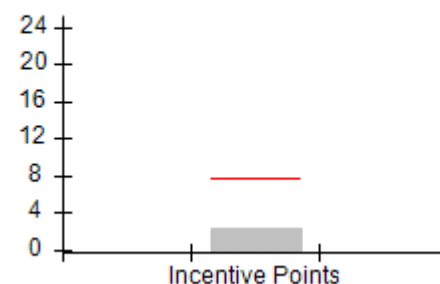
Permanency Outcomes (%)



Well-Being Outcomes (%)



Incentives Earned (Points)





DHS, DFCS, Office of Provider Management
Performance-Based Placement Measures
RBWO Provider GA+SCORECARD - CCI
Report Quarter: Q3 FY2017



Provider/Program Name: Guardian Home of Hope, Inc. - (5187) - CCI

4290 Valley Crest Drive, Columbus, GA 31907 Phone: 762-821-2303 Vendor ID# 121306		Quarterly Scores (Grades)		Current Quarter Score (Grade)
		Q1: 98.48 (A+)	Q2: 91.25 (A-)	74.36%
		Q3: 74.36 (C)	Q4: (N/A)	(C)
Program Census Information:		# Children in Care During Quarter: 9	# Placements During Quarter: 9	# Children in Care On Last Day: 5
	Avg Performance All CCIs (%)	Provider Performance (%)*	Possible Points (Weight)	Provider Points Earned
OPM Monitoring Reviews				
Annual Comprehensive Reviews	89%	95%	25	23.67
Safety Reviews	95%	97%	15	14.48
Monitoring Sub-Total			40	38.14
CCI Safety Outcomes				
Incidence of Maltreatment	0.11%	No Substantiated Reports	10	10.00
Staff Training	75%	0%	10	0.00
Safety Sub-Total			20	10.00
CCI Permanency Outcomes				
Placement Stability	91%	78%	15	11.70
Permanency Sub-Total			15	11.70
CCI Well-Being Outcomes				
EPSDT Medical Visits	94%	86%	4	3.44
EPSDT Dental Visits	88%	86%	4	3.44
Academic Supports	79%	67%	3	2.01
Provider ECEM Visits	83%	0%	7	0.00
Provider General Contacts	81%	47%	7	3.29
Placements with Siblings	38%	0%	Not Scored	Not Scored
Placements within Legal County	15%	0%	Not Scored	Not Scored
Well-Being Sub-Total			25	12.18
*Performance calculation descriptions can be found in the FY 2017 RBWO PBP Measurements and Standards Guide.				

Monitoring & Outcomes: Possible Points = 100		Points Earned = 72.02	
Score Before Incentives Credit		72.02%	
Incentives Awarded		2.34 pts	
PBP Verification		N/A pts	
Total Score		74.36%	



DHS, DFCS, Office of Provider Management
Performance-Based Placement Measures
RBWO Provider GA+SCORECARD - CCI
Report Quarter: Q3 FY2017



Provider/Program Name: Guardian Home of Hope, Inc. - (5187) - CCI

Program Census Information:		# Children in Care During Quarter: 9	# Placements During Quarter: 9	# Children in Care On Last Day: 5
CCI Incentive Credits	Avg Performance All CCIs (Points)	Provider Performance (%)*	Possible Points (Weight)	Provider Points Earned
Early EPSDT Medical Visits		67%	2	1.34
Early EPSDT Dental Visits		50%	2	1.00
Permanency Contacts		0%	5	0.00
Additional Academic Supports		0%	2	0.00
Active Agency Accreditation		0%	4	0.00
Staff Clinical Licensure		0%	5	0.00
Behavior Management (threshold = 0)		0%	4	0.00
Incentives Total	7.73		24	2.34
Maximum total combined incentive credit allowed is 10 points.			Incentives Awarded	2.34

*Performance calculation descriptions can be found in the FY 2017 RBWO PBP Measurements and Standards Guide.

Child Protective Services Investigations and Dispositions

The following investigations data, which is not used for scoring but is considered significant to a provider's performance, is from Georgia SHINES and is not considered final or complete until the end of the fiscal year.

Total Reports:	0	
Number Screened In:	0	
Number Screened Out:	0	
Number Substantiated:	0	
Number Unsubstantiated:	0	
Number Active CPS Investigations:	0	



DHS, DFCS, Office of Provider Management
Performance-Based Placement Measures
RBWO Provider GA+SCORECARD - CCI
Report Quarter: Q3 FY2017



Error: Subreport could not be shown.



DHS, DFCS, Office of Provider Management
Performance-Based Placement Measures
RBWO Provider GA+SCORECARD - CCI



Report Quarter: Q3 FY2017

Provider/Program Name: HARP Foundation, Inc. - Vidalia Campus (693) - CCI

701 Vann St., Vidalia, GA 30474

Phone: 912-423-9090

Vendor ID# 35405

Quarterly Scores (Grades)

Q1: 92.16 (A-)

Q2: 89.87 (B+)

Q3: 89.93 (B+)

Q4: (N/A)

Current Quarter Score (Grade)

89.93%

(B+)

Program Census Information:

Children in Care During Quarter: 3

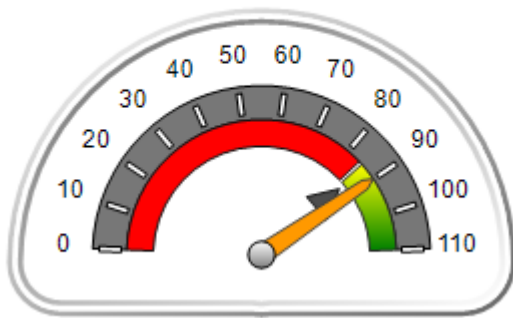
Placements During Quarter: 3

Children in Care On Last Day: 3

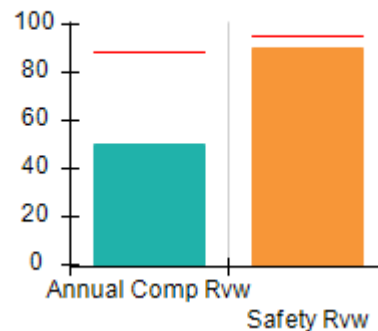
Quarterly Provider Comparisons to All CCIs

▼ indicates average for all CCIs

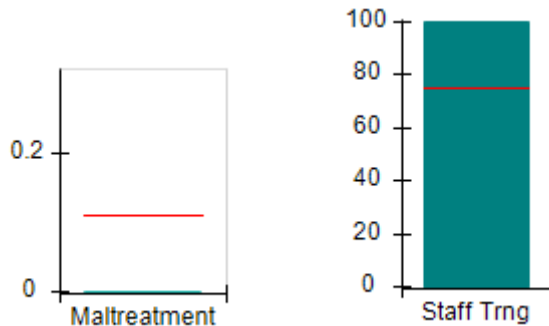
Overall Score (%)



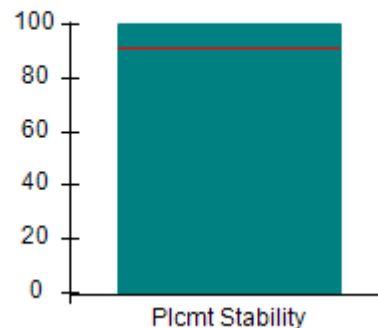
OPM Monitoring Reviews (%)



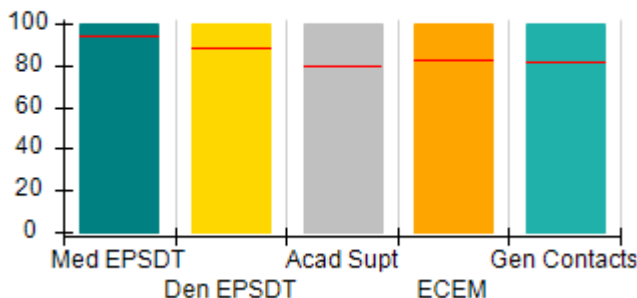
Safety Outcomes (%)



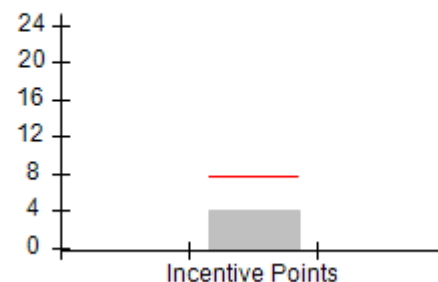
Permanency Outcomes (%)



Well-Being Outcomes (%)



Incentives Earned (Points)





DHS, DFCS, Office of Provider Management
Performance-Based Placement Measures
RBWO Provider GA+SCORECARD - CCI



Report Quarter: Q3 FY2017

Provider/Program Name: HARP Foundation, Inc. - Vidalia Campus (693) - CCI				
701 Vann St., Vidalia, GA 30474		Quarterly Scores (Grades)		Current Quarter Score (Grade)
Phone: 912-423-9090		Q1: 92.16 (A-)	Q2: 89.87 (B+)	89.93% (B+)
Vendor ID# 35405		Q3: 89.93 (B+)	Q4: (N/A)	
Program Census Information:		# Children in Care During Quarter: 3	# Placements During Quarter: 3	# Children in Care On Last Day: 3
	Avg Performance All CCIs (%)	Provider Performance (%)*	Possible Points (Weight)	Provider Points Earned
OPM Monitoring Reviews				
Annual Comprehensive Reviews	89%	50%	25	12.45
Safety Reviews	95%	90%	15	13.48
Monitoring Sub-Total			40	25.93
CCI Safety Outcomes				
Incidence of Maltreatment	0.11%	No Substantiated Reports	10	10.00
Staff Training	75%	100%	10	10.00
Safety Sub-Total			20	20.00
CCI Permanency Outcomes				
Placement Stability	91%	100%	15	15.00
Permanency Sub-Total			15	15.00
CCI Well-Being Outcomes				
EPSDT Medical Visits	94%	100%	4	4.00
EPSDT Dental Visits	88%	100%	4	4.00
Academic Supports	79%	100%	3	3.00
Provider ECEM Visits	83%	100%	7	7.00
Provider General Contacts	81%	100%	7	7.00
Placements with Siblings	38%	0%	Not Scored	Not Scored
Placements within Legal County	15%	Not Eligible	Not Scored	Not Scored
Well-Being Sub-Total			25	25.00
*Performance calculation descriptions can be found in the FY 2017 RBWO PBP Measurements and Standards Guide.				

Monitoring & Outcomes: Possible Points = 100	Points Earned = 85.93
Score Before Incentives Credit	85.93%
Incentives Awarded	4.00 pts
PBP Verification	N/A pts
Total Score	89.93%



DHS, DFCS, Office of Provider Management
Performance-Based Placement Measures
RBWO Provider GA+SCORECARD - CCI
Report Quarter: Q3 FY2017



Provider/Program Name: HARP Foundation, Inc. - Vidalia Campus (693) - CCI

Program Census Information:		# Children in Care During Quarter: 3	# Placements During Quarter: 3	# Children in Care On Last Day: 3
CCI Incentive Credits	Avg Performance All CCIs (Points)	Provider Performance (%)*	Possible Points (Weight)	Provider Points Earned
Early EPSDT Medical Visits		Not Eligible	2	
Early EPSDT Dental Visits		Not Eligible	2	
Permanency Contacts		0%	5	0.00
Additional Academic Supports		0%	2	0.00
Active Agency Accreditation		0%	4	0.00
Staff Clinical Licensure		0%	5	0.00
Behavior Management (threshold = 0)		100%	4	4.00
Incentives Total	7.73		24	4.00
Maximum total combined incentive credit allowed is 10 points.			Incentives Awarded	4.00

*Performance calculation descriptions can be found in the FY 2017 RBWO PBP Measurements and Standards Guide.

Child Protective Services Investigations and Dispositions

The following investigations data, which is not used for scoring but is considered significant to a provider's performance, is from Georgia SHINES and is not considered final or complete until the end of the fiscal year.

Total Reports:	0	
Number Screened In:	0	
Number Screened Out:	0	
Number Substantiated:	0	
Number Unsubstantiated:	0	
Number Active CPS Investigations:	0	



DHS, DFCS, Office of Provider Management
Performance-Based Placement Measures
RBWO Provider GA+SCORECARD - CCI



Report Quarter: Q3 FY2017

Provider/Program Name: Hephzibah Children's Home - Basic Residential 101-106 (695) - CCI

6601 Zebulon Rd., Macon, GA 31220

Phone: 478-477-3383

Vendor ID# 35414

Quarterly Scores (Grades)

Current Quarter Score (Grade)

Q1: 97.79 (A+)

Q2: 95.23 (A)

89.79%

Q3: 89.79 (B+)

Q4: (N/A)

(B+)

Program Census Information:

Children in Care During Quarter: 22

Placements During Quarter: 22

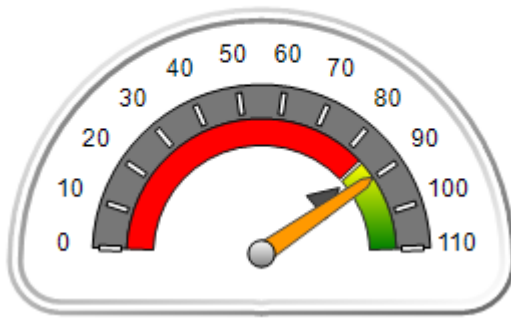
Children in Care On Last Day: 14

Quarterly Provider Comparisons to All CCIs

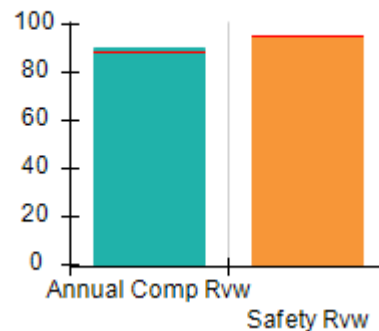


indicates average for all CCIs

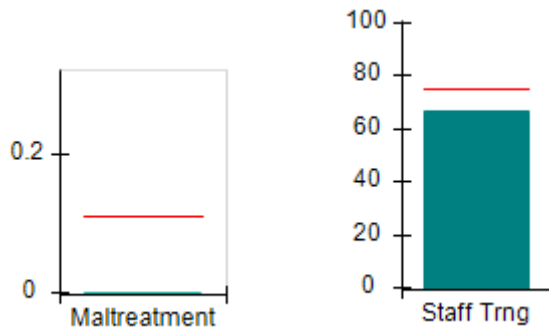
Overall Score (%)



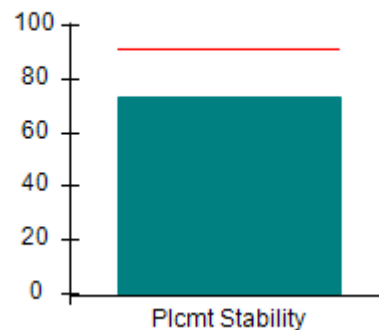
OPM Monitoring Reviews (%)



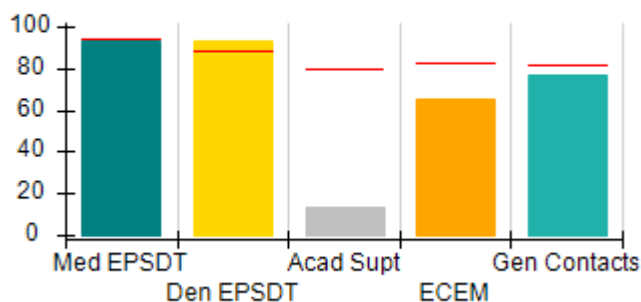
Safety Outcomes (%)



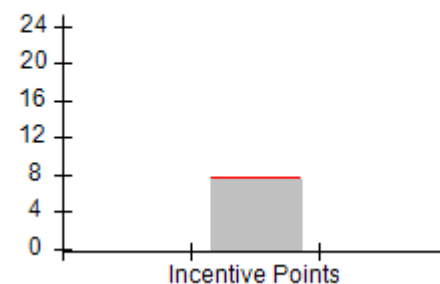
Permanency Outcomes (%)



Well-Being Outcomes (%)



Incentives Earned (Points)





DHS, DFCS, Office of Provider Management
Performance-Based Placement Measures
RBWO Provider GA+SCORECARD - CCI



Report Quarter: Q3 FY2017

Provider/Program Name: Hephzibah Children's Home - Basic Residential 101-106 (695) - CCI				
6601 Zebulon Rd., Macon, GA 31220		Quarterly Scores (Grades)		Current Quarter Score (Grade)
Phone: 478-477-3383		Q1: 97.79 (A+)	Q2: 95.23 (A)	89.79%
Vendor ID# 35414		Q3: 89.79 (B+)	Q4: (N/A)	(B+)
Program Census Information:		# Children in Care During Quarter: 22	# Placements During Quarter: 22	# Children in Care On Last Day: 14
	Avg Performance All CCIs (%)	Provider Performance (%)*	Possible Points (Weight)	Provider Points Earned
OPM Monitoring Reviews				
Annual Comprehensive Reviews	89%	90%	25	22.48
Safety Reviews	95%	95%	15	14.29
Monitoring Sub-Total			40	36.77
CCI Safety Outcomes				
Incidence of Maltreatment	0.11%	No Substantiated Reports	10	10.00
Staff Training	75%	67%	10	6.70
Safety Sub-Total			20	16.70
CCI Permanency Outcomes				
Placement Stability	91%	73%	15	10.95
Permanency Sub-Total			15	10.95
CCI Well-Being Outcomes				
EPSDT Medical Visits	94%	93%	4	3.72
EPSDT Dental Visits	88%	93%	4	3.72
Academic Supports	79%	14%	3	0.42
Provider ECEM Visits	83%	65%	7	4.55
Provider General Contacts	81%	77%	7	5.39
Placements with Siblings	38%	Not Eligible	Not Scored	Not Scored
Placements within Legal County	15%	22%	Not Scored	Not Scored
Well-Being Sub-Total			25	17.80
*Performance calculation descriptions can be found in the FY 2017 RBWO PBP Measurements and Standards Guide.				

Monitoring & Outcomes: Possible Points = 100	Points Earned = 82.22
Score Before Incentives Credit	82.22%
Incentives Awarded	7.57 pts
PBP Verification	N/A pts
Total Score	89.79%



DHS, DFCS, Office of Provider Management
Performance-Based Placement Measures
RBWO Provider GA+SCORECARD - CCI



Report Quarter: Q3 FY2017

Provider/Program Name: Hephzibah Children's Home - Basic Residential 101-106 (695) - CCI

Program Census Information:		# Children in Care During Quarter: 22	# Placements During Quarter: 22	# Children in Care On Last Day: 14
CCI Incentive Credits	Avg Performance All CCIs (Points)	Provider Performance (%)*	Possible Points (Weight)	Provider Points Earned
Early EPSDT Medical Visits		88%	2	1.76
Early EPSDT Dental Visits		83%	2	1.66
Permanency Contacts		3%	5	0.15
Additional Academic Supports		0%	2	0.00
Active Agency Accreditation		0%	4	0.00
Staff Clinical Licensure		0%	5	0.00
Behavior Management (threshold = 0)		100%	4	4.00
Incentives Total	7.73		24	7.57
Maximum total combined incentive credit allowed is 10 points.			Incentives Awarded	7.57

*Performance calculation descriptions can be found in the FY 2017 RBWO PBP Measurements and Standards Guide.

Child Protective Services Investigations and Dispositions

The following investigations data, which is not used for scoring but is considered significant to a provider's performance, is from Georgia SHINES and is not considered final or complete until the end of the fiscal year.

Total Reports:	0
Number Screened In:	0
Number Screened Out:	0
Number Substantiated:	0
Number Unsubstantiated:	0
Number Active CPS Investigations:	0



DHS, DFCS, Office of Provider Management
Performance-Based Placement Measures
RBWO Provider GA+SCORECARD - CCI



Report Quarter: Q3 FY2017

Provider/Program Name: Hephzibah Children's Home - Cottage 107 (5241) - CCI

6601 Zebulon Road, Macon, GA 31220

Phone: 478-477-3383

Vendor ID# 145634

Quarterly Scores (Grades)

Q1: 106.00 (A+)

Q2: 82.30 (B-)

Q3: 79.28 (C+)

Q4: (N/A)

Current Quarter Score (Grade)

79.28%

(C+)

Program Census Information:

Children in Care During Quarter: 25

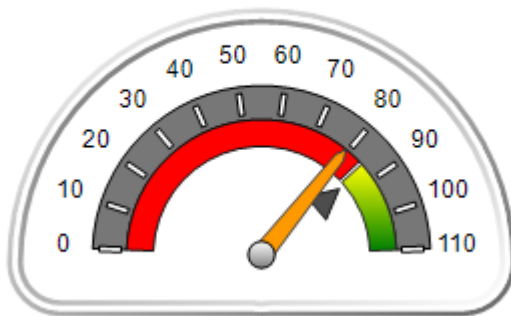
Placements During Quarter: 25

Children in Care On Last Day: 6

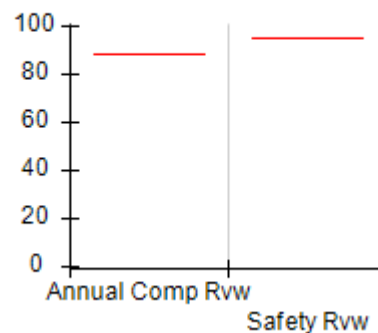
Quarterly Provider Comparisons to All CCIs

▼ — indicates average for all CCIs

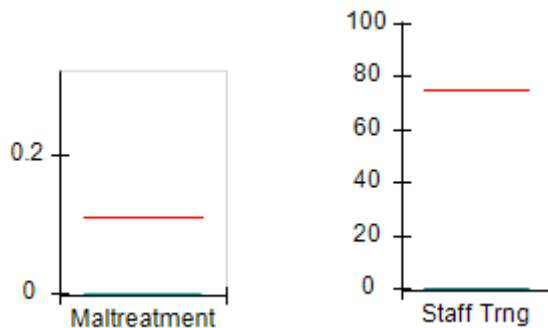
Overall Score (%)



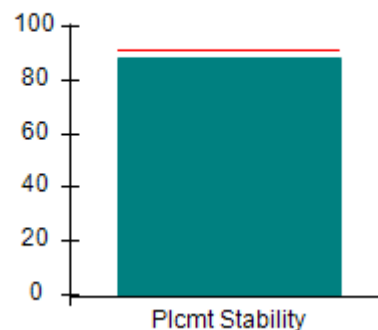
OPM Monitoring Reviews (%)



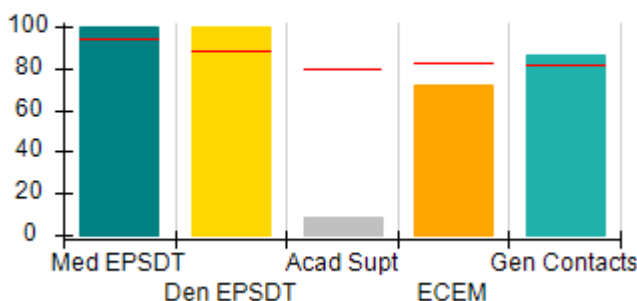
Safety Outcomes (%)



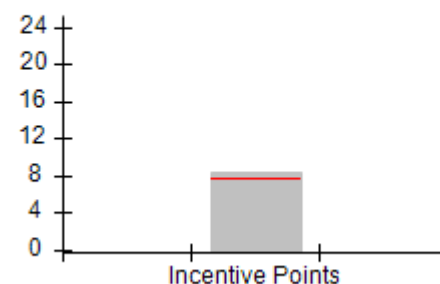
Permanency Outcomes (%)



Well-Being Outcomes (%)



Incentives Earned (Points)





DHS, DFCS, Office of Provider Management
Performance-Based Placement Measures
RBWO Provider GA+SCORECARD - CCI
Report Quarter: Q3 FY2017



Provider/Program Name: Hephzibah Children's Home - Cottage 107 (5241) - CCI				
6601 Zebulon Road, Macon, GA 31220 Phone: 478-477-3383 Vendor ID# 145634		Quarterly Scores (Grades)		Current Quarter Score (Grade)
		Q1: 106.00 (A+)	Q2: 82.30 (B-)	79.28%
		Q3: 79.28 (C+)	Q4: (N/A)	(C+)
Program Census Information:		# Children in Care During Quarter: 25	# Placements During Quarter: 25	# Children in Care On Last Day: 6
	Avg Performance All CCIs (%)	Provider Performance (%)*	Possible Points (Weight)	Provider Points Earned
OPM Monitoring Reviews				
Annual Comprehensive Reviews	89%	Not Yet Conducted		
Safety Reviews	95%	Not Yet Conducted		
Monitoring Sub-Total				0.00
CCI Safety Outcomes				
Incidence of Maltreatment	0.11%	No Substantiated Reports	10	10.00
Staff Training	75%	0%	10	0.00
Safety Sub-Total			20	10.00
CCI Permanency Outcomes				
Placement Stability	91%	88%	15	13.20
Permanency Sub-Total			15	13.20
CCI Well-Being Outcomes				
EPSDT Medical Visits	94%	100%	4	4.00
EPSDT Dental Visits	88%	100%	4	4.00
Academic Supports	79%	9%	3	0.27
Provider ECEM Visits	83%	72%	7	5.04
Provider General Contacts	81%	86%	7	6.02
Placements with Siblings	38%	Not Eligible	Not Scored	Not Scored
Placements within Legal County	15%	10%	Not Scored	Not Scored
Well-Being Sub-Total			25	19.33
*Performance calculation descriptions can be found in the FY 2017 RBWO PBP Measurements and Standards Guide.				

Monitoring & Outcomes: Possible Points = 60		Points Earned = 42.53	
Score Before Incentives Credit			70.88%
Incentives Awarded			8.40 pts
PBP Verification			N/A pts
Total Score			79.28%



DHS, DFCS, Office of Provider Management
Performance-Based Placement Measures
RBWO Provider GA+SCORECARD - CCI
Report Quarter: Q3 FY2017



Provider/Program Name: Hephzibah Children's Home - Cottage 107 (5241) - CCI

Program Census Information:		# Children in Care During Quarter: 25	# Placements During Quarter: 25	# Children in Care On Last Day: 6
CCI Incentive Credits	Avg Performance All CCIs (Points)	Provider Performance (%)*	Possible Points (Weight)	Provider Points Earned
Early EPSDT Medical Visits		100%	2	2.00
Early EPSDT Dental Visits		100%	2	2.00
Permanency Contacts		8%	5	0.40
Additional Academic Supports		0%	2	0.00
Active Agency Accreditation		0%	4	0.00
Staff Clinical Licensure		0%	5	0.00
Behavior Management (threshold = 0)		100%	4	4.00
Incentives Total	7.73		24	8.40
Maximum total combined incentive credit allowed is 10 points.			Incentives Awarded	8.40

*Performance calculation descriptions can be found in the FY 2017 RBWO PBP Measurements and Standards Guide.

Child Protective Services Investigations and Dispositions

The following investigations data, which is not used for scoring but is considered significant to a provider's performance, is from Georgia SHINES and is not considered final or complete until the end of the fiscal year.

Total Reports:	0	
Number Screened In:	0	
Number Screened Out:	0	
Number Substantiated:	0	
Number Unsubstantiated:	0	
Number Active CPS Investigations:	0	



DHS, DFCS, Office of Provider Management
Performance-Based Placement Measures
RBWO Provider GA+SCORECARD - CCI



Report Quarter: Q3 FY2017

Provider/Program Name: Hephzibah Children's Home - Second Chance Home (4625) - CCI

6601 Zebulon Rd., Macon, GA 31220

Phone: 478-477-3383

Vendor ID# 83339

Quarterly Scores (Grades)

Current Quarter Score (Grade)

Q1: 94.36 (A)

Q2: 92.76 (A-)

77.24%

Q3: 77.24 (C+)

Q4: (N/A)

(C+)

Program Census Information:

Children in Care During
Quarter: 19

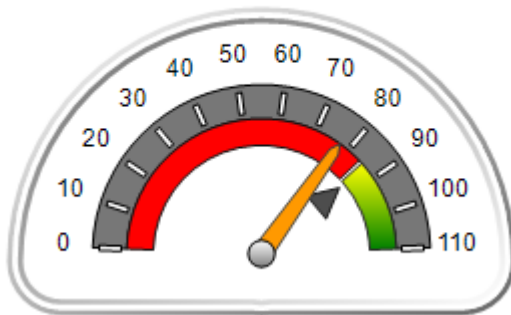
Placements During
Quarter: 19

Children in Care On Last
Day: 11

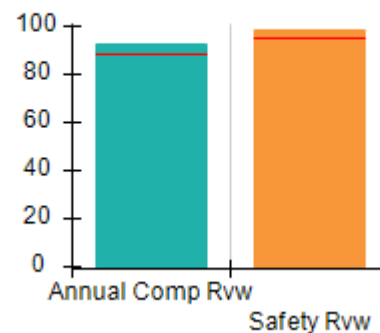
Quarterly Provider Comparisons to All CCIs

▼ indicates average for all CCIs

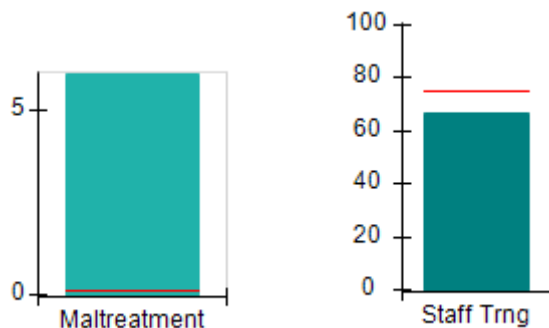
Overall Score (%)



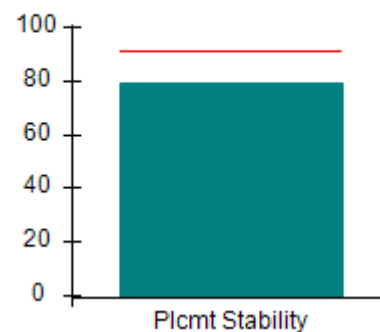
OPM Monitoring Reviews (%)



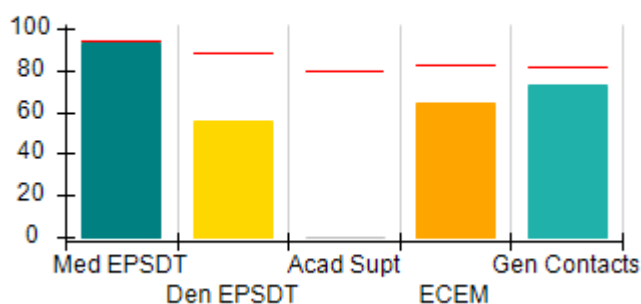
Safety Outcomes (%)



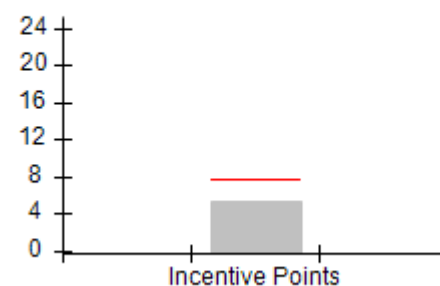
Permanency Outcomes (%)



Well-Being Outcomes (%)



Incentives Earned (Points)





DHS, DFCS, Office of Provider Management
Performance-Based Placement Measures
RBWO Provider GA+SCORECARD - CCI



Report Quarter: Q3 FY2017

Provider/Program Name: Hephzibah Children's Home - Second Chance Home (4625) - CCI				
6601 Zebulon Rd., Macon, GA 31220		Quarterly Scores (Grades)		Current Quarter Score (Grade)
Phone: 478-477-3383		Q1: 94.36 (A)	Q2: 92.76 (A-)	77.24% (C+)
Vendor ID# 83339		Q3: 77.24 (C+)	Q4: (N/A)	
Program Census Information:		# Children in Care During Quarter: 19	# Placements During Quarter: 19	# Children in Care On Last Day: 11
	Avg Performance All CCIs (%)	Provider Performance (%)*	Possible Points (Weight)	Provider Points Earned
OPM Monitoring Reviews				
Annual Comprehensive Reviews	89%	93%	25	23.13
Safety Reviews	95%	98%	15	14.75
Monitoring Sub-Total			40	37.89
CCI Safety Outcomes				
Incidence of Maltreatment	0.11%	6% 1 Substantiated Rpt	10	0.00
Staff Training	75%	67%	10	6.70
Safety Sub-Total			20	6.70
CCI Permanency Outcomes				
Placement Stability	91%	79%	15	11.85
Permanency Sub-Total			15	11.85
CCI Well-Being Outcomes				
EPSDT Medical Visits	94%	93%	4	3.72
EPSDT Dental Visits	88%	56%	4	2.24
Academic Supports	79%	0%	3	0.00
Provider ECEM Visits	83%	64%	7	4.48
Provider General Contacts	81%	73%	7	5.11
Placements with Siblings	38%	0%	Not Scored	Not Scored
Placements within Legal County	15%	0%	Not Scored	Not Scored
Well-Being Sub-Total			25	15.55
*Performance calculation descriptions can be found in the FY 2017 RBWO PBP Measurements and Standards Guide.				

Monitoring & Outcomes: Possible Points = 100	Points Earned = 71.99
Score Before Incentives Credit	71.99%
Incentives Awarded	5.25 pts
PBP Verification	N/A pts
Total Score	77.24%



DHS, DFCS, Office of Provider Management
Performance-Based Placement Measures
RBWO Provider GA+SCORECARD - CCI



Report Quarter: Q3 FY2017

Provider/Program Name: Hephzibah Children's Home - Second Chance Home (4625) - CCI

Program Census Information:		# Children in Care During Quarter: 19	# Placements During Quarter: 19	# Children in Care On Last Day: 11
CCI Incentive Credits	Avg Performance All CCIs (Points)	Provider Performance (%)*	Possible Points (Weight)	Provider Points Earned
Early EPSDT Medical Visits		50%	2	1.00
Early EPSDT Dental Visits		0%	2	0.00
Permanency Contacts		5%	5	0.25
Additional Academic Supports		0%	2	0.00
Active Agency Accreditation		0%	4	0.00
Staff Clinical Licensure		0%	5	0.00
Behavior Management (threshold = 0)		100%	4	4.00
Incentives Total	7.73		24	5.25
Maximum total combined incentive credit allowed is 10 points.			Incentives Awarded	5.25

*Performance calculation descriptions can be found in the FY 2017 RBWO PBP Measurements and Standards Guide.

Child Protective Services Investigations and Dispositions

The following investigations data, which is not used for scoring but is considered significant to a provider's performance, is from Georgia SHINES and is not considered final or complete until the end of the fiscal year.

Total Reports:	0
Number Screened In:	0
Number Screened Out:	0
Number Substantiated:	1
Number Unsubstantiated:	0
Number Active CPS Investigations:	-1



DHS, DFCS, Office of Provider Management
Performance-Based Placement Measures
RBWO Provider GA+SCORECARD - CCI
Report Quarter: Q3 FY2017



Provider/Program Name: House of Dawn - Second Chance Home (918) - CCI

298 South Main Street , Jonesboro, GA 30236

Phone: 770 477-2385

Vendor ID# 35422

Quarterly Scores (Grades)

Current Quarter Score (Grade)

Q1: 91.23 (A-)

Q2: 99.39 (A+)

97.31%

Q3: 97.31 (A+)

Q4: (N/A)

(A+)

Program Census Information:

Children in Care During Quarter: 5

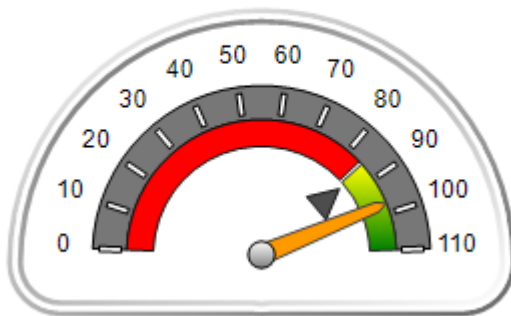
Placements During Quarter: 5

Children in Care On Last Day: 4

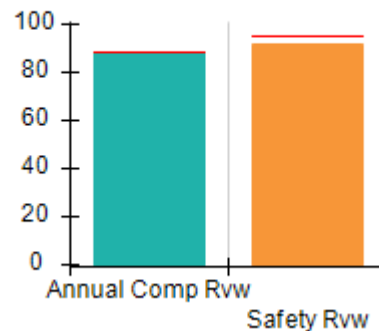
Quarterly Provider Comparisons to All CCIs

▼ — indicates average for all CCIs

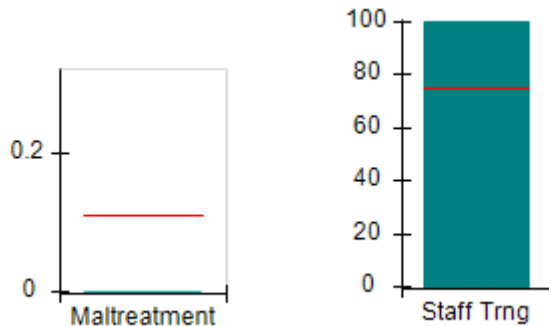
Overall Score (%)



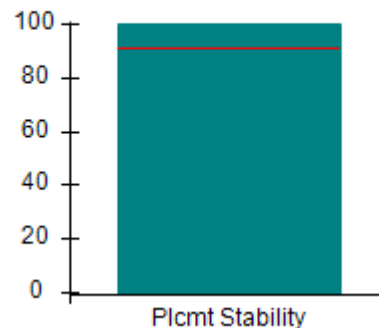
OPM Monitoring Reviews (%)



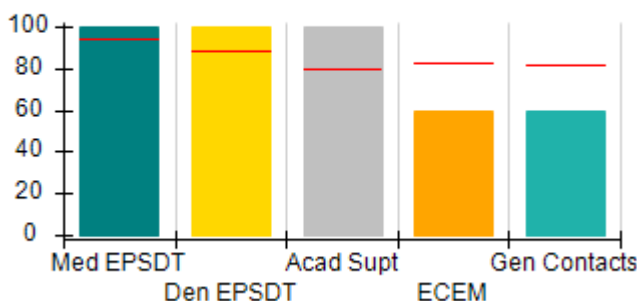
Safety Outcomes (%)



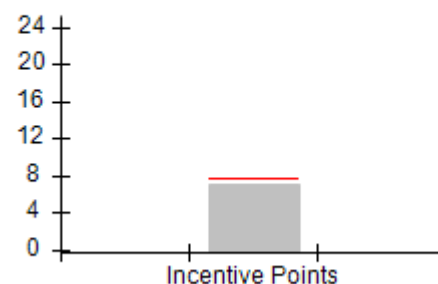
Permanency Outcomes (%)



Well-Being Outcomes (%)



Incentives Earned (Points)





DHS, DFCS, Office of Provider Management
Performance-Based Placement Measures
RBWO Provider GA+SCORECARD - CCI
Report Quarter: Q3 FY2017



Provider/Program Name: House of Dawn - Second Chance Home (918) - CCI

298 South Main Street , Jonesboro, GA 30236 Phone: 770 477-2385 Vendor ID# 35422	Quarterly Scores (Grades)		Current Quarter Score (Grade)
	Q1: 91.23 (A-)	Q2: 99.39 (A+)	97.31%
	Q3: 97.31 (A+)	Q4: (N/A)	(A+)

Program Census Information:	# Children in Care During Quarter: 5	# Placements During Quarter: 5	# Children in Care On Last Day: 4
-----------------------------	--------------------------------------	--------------------------------	-----------------------------------

	Avg Performance All CCIs (%)	Provider Performance (%)*	Possible Points (Weight)	Provider Points Earned
--	-------------------------------------	----------------------------------	---------------------------------	-------------------------------

OPM Monitoring Reviews

Annual Comprehensive Reviews	89%	89%	25	22.15
Safety Reviews	95%	92%	15	13.77
Monitoring Sub-Total			40	35.91

CCI Safety Outcomes

Incidence of Maltreatment	0.11%	No Substantiated Reports	10	10.00
Staff Training	75%	100%	10	10.00
Safety Sub-Total			20	20.00

CCI Permanency Outcomes

Placement Stability	91%	100%	15	15.00
Permanency Sub-Total			15	15.00

CCI Well-Being Outcomes

EPSDT Medical Visits	94%	100%	4	4.00
EPSDT Dental Visits	88%	100%	4	4.00
Academic Supports	79%	100%	3	3.00
Provider ECEM Visits	83%	60%	7	4.20
Provider General Contacts	81%	60%	7	4.20
Placements with Siblings	38%	Not Eligible	Not Scored	Not Scored
Placements within Legal County	15%	0%	Not Scored	Not Scored
Well-Being Sub-Total			25	19.40

*Performance calculation descriptions can be found in the FY 2017 RBWO PBP Measurements and Standards Guide.

Monitoring & Outcomes: Possible Points = 100		Points Earned = 90.31	
Score Before Incentives Credit			90.31%
Incentives Awarded			7.00 pts
PBP Verification			N/A pts
Total Score			97.31%



DHS, DFCS, Office of Provider Management
Performance-Based Placement Measures
RBWO Provider GA+SCORECARD - CCI
Report Quarter: Q3 FY2017



Provider/Program Name: House of Dawn - Second Chance Home (918) - CCI

Program Census Information:		# Children in Care During Quarter: 5	# Placements During Quarter: 5	# Children in Care On Last Day: 4
CCI Incentive Credits	Avg Performance All CCIs (Points)	Provider Performance (%)*	Possible Points (Weight)	Provider Points Earned
Early EPSDT Medical Visits		100%	2	2.00
Early EPSDT Dental Visits		Not Eligible	2	
Permanency Contacts		None Planned	5	
Additional Academic Supports		50%	2	1.00
Active Agency Accreditation		0%	4	0.00
Staff Clinical Licensure		0%	5	0.00
Behavior Management (threshold = 0)		100%	4	4.00
Incentives Total	7.73		24	7.00
Maximum total combined incentive credit allowed is 10 points.			Incentives Awarded	7.00

*Performance calculation descriptions can be found in the FY 2017 RBWO PBP Measurements and Standards Guide.

Child Protective Services Investigations and Dispositions

The following investigations data, which is not used for scoring but is considered significant to a provider's performance, is from Georgia SHINES and is not considered final or complete until the end of the fiscal year.

Total Reports:	0	
Number Screened In:	0	
Number Screened Out:	0	
Number Substantiated:	0	
Number Unsubstantiated:	0	
Number Active CPS Investigations:	0	



DHS, DFCS, Office of Provider Management
Performance-Based Placement Measures
RBWO Provider GA+SCORECARD - CCI



Report Quarter: Q3 FY2017

Provider/Program Name: Jesse's House - (614) - CCI

129 Samaritan Dr., Cumming, GA 30040

Phone: 678-947-6217

Vendor ID# 35432

Quarterly Scores (Grades)

Q1: 108.29 (A+)

Q2: 106.62 (A+)

Q3: 104.44 (A+)

Q4: (N/A)

Current Quarter Score (Grade)

104.44%

(A+)

Program Census Information:

Children in Care During Quarter: 15

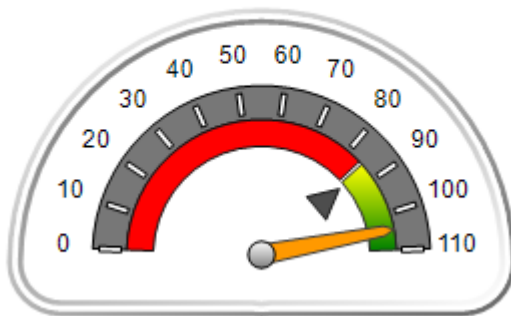
Placements During Quarter: 15

Children in Care On Last Day: 8

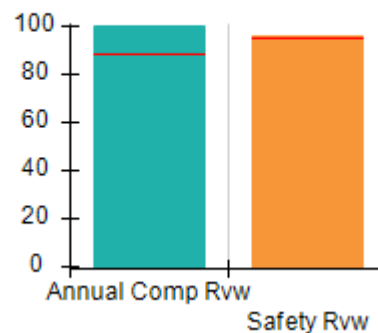
Quarterly Provider Comparisons to All CCIs

▼ — indicates average for all CCIs

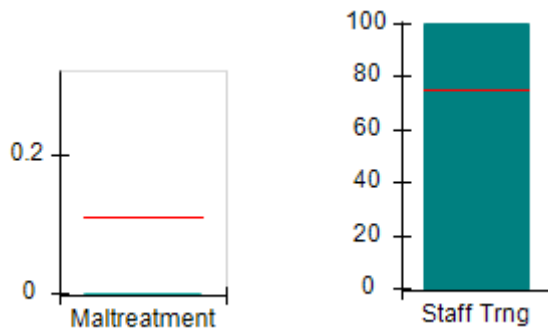
Overall Score (%)



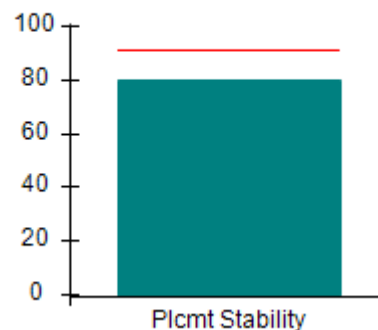
OPM Monitoring Reviews (%)



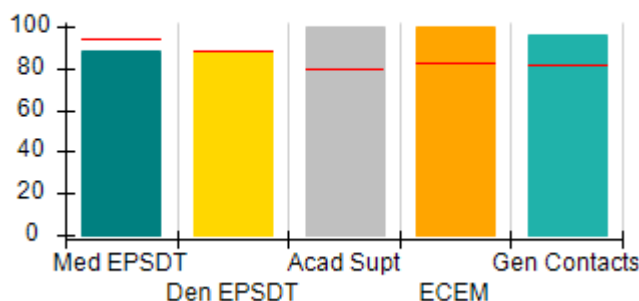
Safety Outcomes (%)



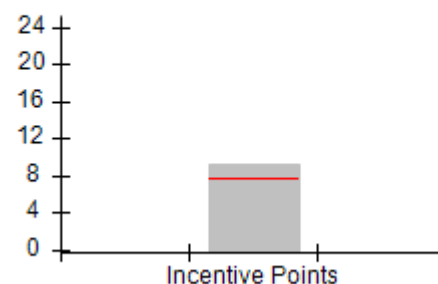
Permanency Outcomes (%)



Well-Being Outcomes (%)



Incentives Earned (Points)





DHS, DFCS, Office of Provider Management
Performance-Based Placement Measures
RBWO Provider GA+SCORECARD - CCI
Report Quarter: Q3 FY2017



Provider/Program Name: Jesse's House - (614) - CCI				
129 Samaritan Dr., Cumming, GA 30040 Phone: 678-947-6217 Vendor ID# 35432		Quarterly Scores (Grades)		Current Quarter Score (Grade)
		Q1: 108.29 (A+)	Q2: 106.62 (A+)	104.44% (A+)
		Q3: 104.44 (A+)	Q4: (N/A)	
Program Census Information:		# Children in Care During Quarter: 15	# Placements During Quarter: 15	# Children in Care On Last Day: 8
	Avg Performance All CCIs (%)	Provider Performance (%)*	Possible Points (Weight)	Provider Points Earned
OPM Monitoring Reviews				
Annual Comprehensive Reviews	89%	100%	25	25.00
Safety Reviews	95%	96%	15	14.36
Monitoring Sub-Total			40	39.36
CCI Safety Outcomes				
Incidence of Maltreatment	0.11%	No Substantiated Reports	10	10.00
Staff Training	75%	100%	10	10.00
Safety Sub-Total			20	20.00
CCI Permanency Outcomes				
Placement Stability	91%	80%	15	12.00
Permanency Sub-Total			15	12.00
CCI Well-Being Outcomes				
EPSDT Medical Visits	94%	88%	4	3.52
EPSDT Dental Visits	88%	88%	4	3.52
Academic Supports	79%	100%	3	3.00
Provider ECEM Visits	83%	100%	7	7.00
Provider General Contacts	81%	96%	7	6.72
Placements with Siblings	38%	0%	Not Scored	Not Scored
Placements within Legal County	15%	60%	Not Scored	Not Scored
Well-Being Sub-Total			25	23.76
*Performance calculation descriptions can be found in the FY 2017 RBWO PBP Measurements and Standards Guide.				

Monitoring & Outcomes: Possible Points = 100		Points Earned = 95.12	
Score Before Incentives Credit		95.12%	
Incentives Awarded		9.32 pts	
PBP Verification		N/A pts	
Total Score		104.44%	



DHS, DFCS, Office of Provider Management
Performance-Based Placement Measures
RBWO Provider GA+SCORECARD - CCI
Report Quarter: Q3 FY2017



Provider/Program Name: Jesse's House - (614) - CCI

Program Census Information:		# Children in Care During Quarter: 15	# Placements During Quarter: 15	# Children in Care On Last Day: 8
CCI Incentive Credits	Avg Performance All CCIs (Points)	Provider Performance (%)*	Possible Points (Weight)	Provider Points Earned
Early EPSDT Medical Visits		80%	2	1.60
Early EPSDT Dental Visits		86%	2	1.72
Permanency Contacts		None Planned	5	
Additional Academic Supports		100%	2	2.00
Active Agency Accreditation		0%	4	0.00
Staff Clinical Licensure		0%	5	0.00
Behavior Management (threshold = 0)		100%	4	4.00
Incentives Total	7.73		24	9.32
Maximum total combined incentive credit allowed is 10 points.			Incentives Awarded	9.32

*Performance calculation descriptions can be found in the FY 2017 RBWO PBP Measurements and Standards Guide.

Child Protective Services Investigations and Dispositions

The following investigations data, which is not used for scoring but is considered significant to a provider's performance, is from Georgia SHINES and is not considered final or complete until the end of the fiscal year.

Total Reports:	0	
Number Screened In:	0	
Number Screened Out:	0	
Number Substantiated:	0	
Number Unsubstantiated:	0	
Number Active CPS Investigations:	0	



DHS, DFCS, Office of Provider Management
Performance-Based Placement Measures
RBWO Provider GA+SCORECARD - CCI



Report Quarter: Q3 FY2017

Provider/Program Name: Kenneth B. Walker Residential Home - 11th Avenue (5224) - CCI

3108 11th Avenue, Columbus, GA 31905

Phone: 706-940-0478

Vendor ID# 131998

Quarterly Scores (Grades)

Q1: 74.95 (C)

Q2: 77.44 (C+)

Q3: 86.18 (B)

Q4: (N/A)

Current Quarter Score (Grade)

86.18%

(B)

Program Census Information:

Children in Care During
Quarter: 7

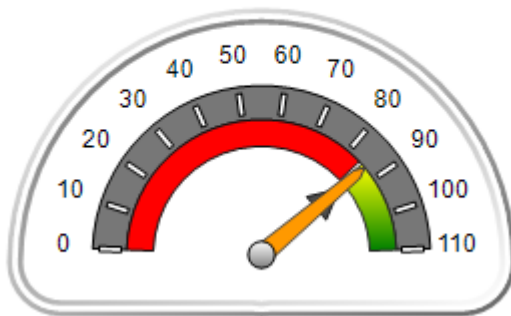
Placements During
Quarter: 7

Children in Care On Last
Day: 6

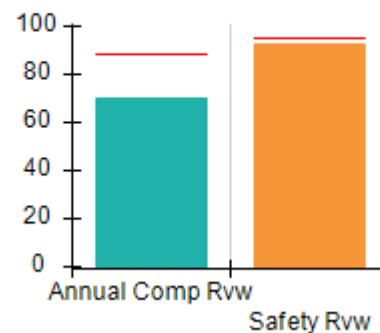
Quarterly Provider Comparisons to All CCIs

▼ — indicates average for all CCIs

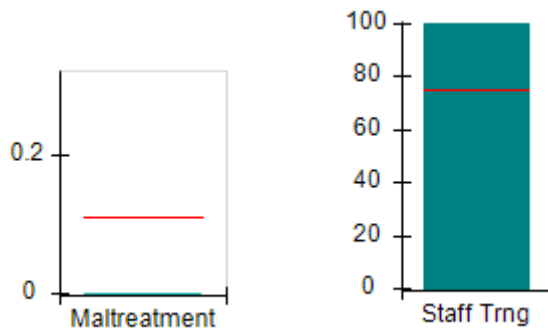
Overall Score (%)



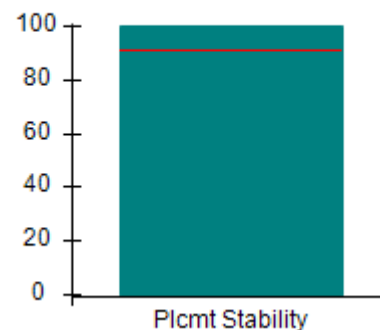
OPM Monitoring Reviews (%)



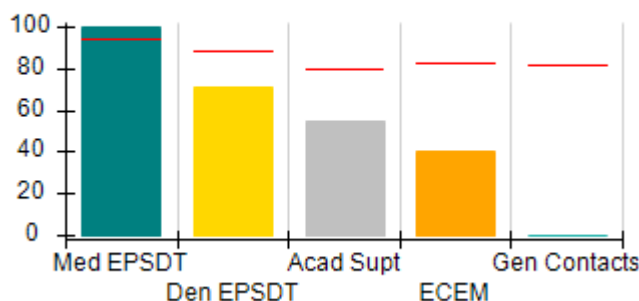
Safety Outcomes (%)



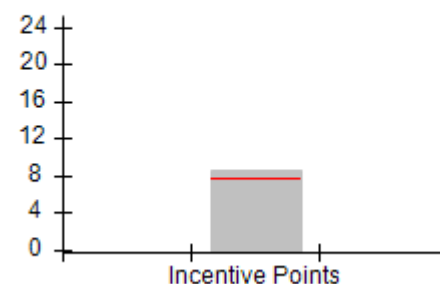
Permanency Outcomes (%)



Well-Being Outcomes (%)



Incentives Earned (Points)





DHS, DFCS, Office of Provider Management
Performance-Based Placement Measures
RBWO Provider GA+SCORECARD - CCI



Report Quarter: Q3 FY2017

Provider/Program Name: Kenneth B. Walker Residential Home - 11th Avenue (5224) - CCI

3108 11th Avenue, Columbus, GA 31905 Phone: 706-940-0478 Vendor ID# 131998	Quarterly Scores (Grades)		Current Quarter Score (Grade)
	Q1: 74.95 (C)	Q2: 77.44 (C+)	86.18%
	Q3: 86.18 (B)	Q4: (N/A)	(B)

Program Census Information:	# Children in Care During Quarter: 7	# Placements During Quarter: 7	# Children in Care On Last Day: 6
------------------------------------	---	---------------------------------------	--

	Avg Performance All CCIs (%)	Provider Performance (%)*	Possible Points (Weight)	Provider Points Earned
--	-------------------------------------	----------------------------------	---------------------------------	-------------------------------

OPM Monitoring Reviews

Annual Comprehensive Reviews	89%	70%	25	17.42
Safety Reviews	95%	93%	15	13.88
Monitoring Sub-Total			40	31.29

CCI Safety Outcomes

Incidence of Maltreatment	0.11%	No Substantiated Reports	10	10.00
Staff Training	75%	100%	10	10.00
Safety Sub-Total			20	20.00

CCI Permanency Outcomes

Placement Stability	91%	100%	15	15.00
Permanency Sub-Total			15	15.00

CCI Well-Being Outcomes

EPSDT Medical Visits	94%	100%	4	4.00
EPSDT Dental Visits	88%	71%	4	2.84
Academic Supports	79%	55%	3	1.65
Provider ECEM Visits	83%	40%	7	2.80
Provider General Contacts	81%	0%	7	0.00
Placements with Siblings	38%	0%	Not Scored	Not Scored
Placements within Legal County	15%	Not Eligible	Not Scored	Not Scored
Well-Being Sub-Total			25	11.29

*Performance calculation descriptions can be found in the FY 2017 RBWO PBP Measurements and Standards Guide.

Monitoring & Outcomes: Possible Points = 100		Points Earned = 77.58	
Score Before Incentives Credit			77.58%
Incentives Awarded			8.60 pts
PBP Verification			N/A pts
Total Score			86.18%



DHS, DFCS, Office of Provider Management
Performance-Based Placement Measures
RBWO Provider GA+SCORECARD - CCI
Report Quarter: Q3 FY2017



Provider/Program Name: Kenneth B. Walker Residential Home - 11th Avenue (5224) - CCI

Program Census Information:		# Children in Care During Quarter: 7	# Placements During Quarter: 7	# Children in Care On Last Day: 6
CCI Incentive Credits	Avg Performance All CCIs (Points)	Provider Performance (%)*	Possible Points (Weight)	Provider Points Earned
Early EPSDT Medical Visits		100%	2	2.00
Early EPSDT Dental Visits		0%	2	0.00
Permanency Contacts		0%	5	0.00
Additional Academic Supports		30%	2	0.60
Active Agency Accreditation		50%	4	2.00
Staff Clinical Licensure		0%	5	0.00
Behavior Management (threshold = 0)		100%	4	4.00
Incentives Total	7.73		24	8.60
Maximum total combined incentive credit allowed is 10 points.			Incentives Awarded	8.60

*Performance calculation descriptions can be found in the FY 2017 RBWO PBP Measurements and Standards Guide.

Child Protective Services Investigations and Dispositions

The following investigations data, which is not used for scoring but is considered significant to a provider's performance, is from Georgia SHINES and is not considered final or complete until the end of the fiscal year.

Total Reports:	0	
Number Screened In:	0	
Number Screened Out:	0	
Number Substantiated:	0	
Number Unsubstantiated:	0	
Number Active CPS Investigations:	0	



DHS, DFCS, Office of Provider Management
Performance-Based Placement Measures
RBWO Provider GA+SCORECARD - CCI



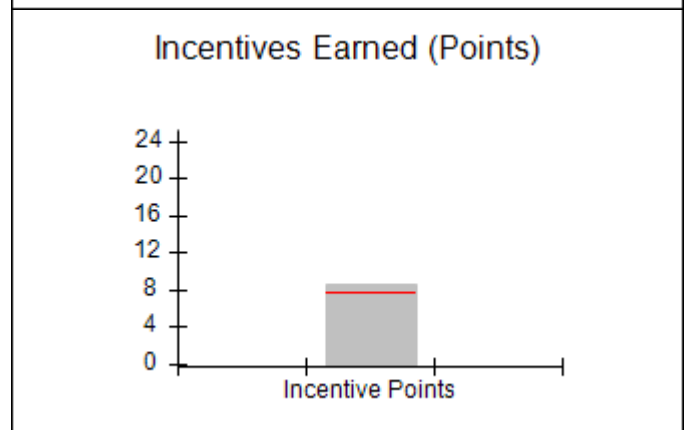
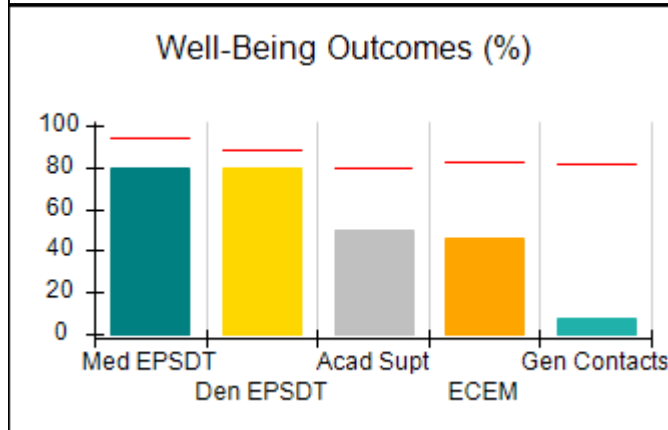
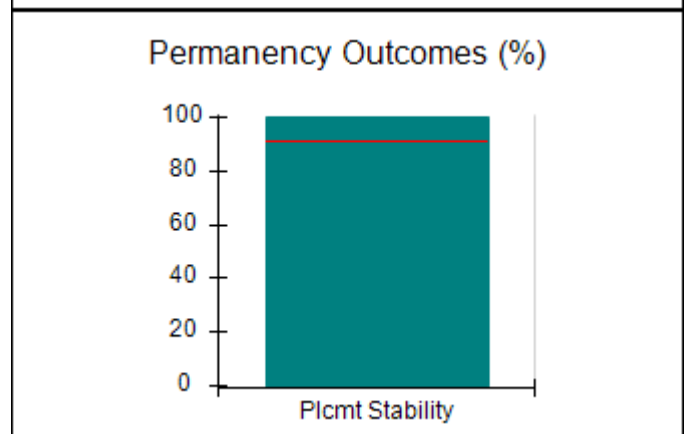
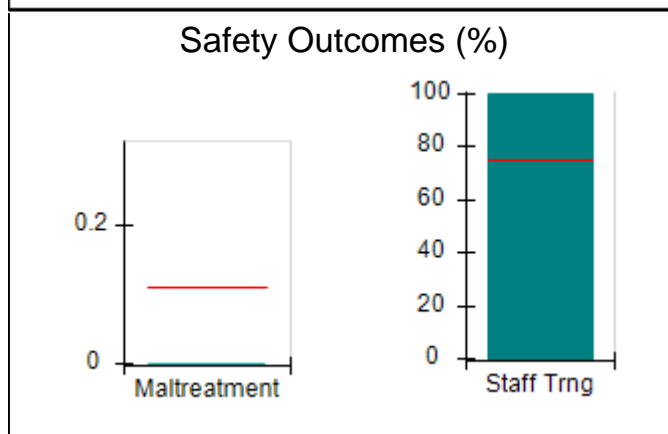
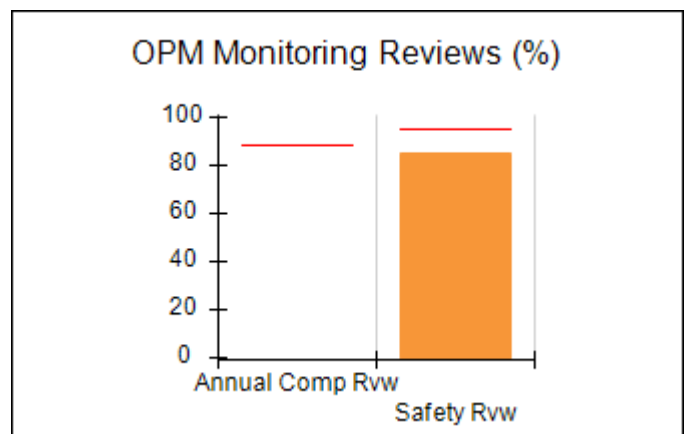
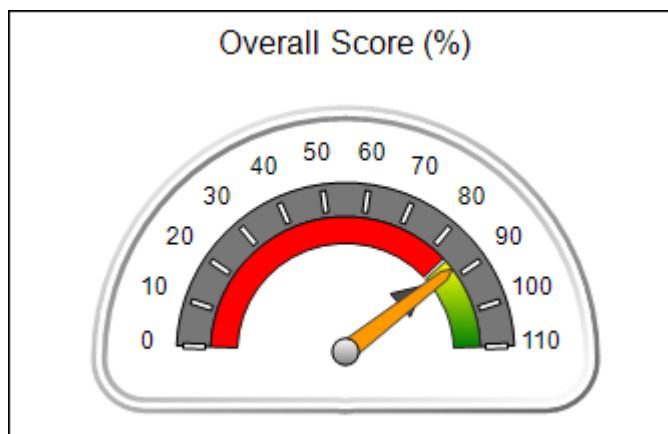
Report Quarter: Q3 FY2017

Provider/Program Name: Kenneth B. Walker Residential Home - Amos (5223) - CCI

2305 Amos Street, Columbus, GA 31906 Phone: 706-940-0478 Vendor ID# 86536	Quarterly Scores (Grades)		Current Quarter Score (Grade)
	Q1: 75.78 (C)	Q2: 69.01 (D+)	87.74% (B+)
	Q3: 87.74 (B+)	Q4: (N/A)	
Program Census Information:	# Children in Care During Quarter: 5	# Placements During Quarter: 5	# Children in Care On Last Day: 4

Quarterly Provider Comparisons to All CCIs

▼ — indicates average for all CCIs





DHS, DFCS, Office of Provider Management
Performance-Based Placement Measures
RBWO Provider GA+SCORECARD - CCI
Report Quarter: Q3 FY2017



Provider/Program Name: Kenneth B. Walker Residential Home - Amos (5223) - CCI				
2305 Amos Street, Columbus, GA 31906		Quarterly Scores (Grades)		Current Quarter Score (Grade)
Phone: 706-940-0478		Q1: 75.78 (C)	Q2: 69.01 (D+)	87.74% (B+)
Vendor ID# 86536		Q3: 87.74 (B+)	Q4: (N/A)	
Program Census Information:		# Children in Care During Quarter: 5	# Placements During Quarter: 5	# Children in Care On Last Day: 4
	Avg Performance All CCIs (%)	Provider Performance (%)*	Possible Points (Weight)	Provider Points Earned
OPM Monitoring Reviews				
Annual Comprehensive Reviews	89%	Not Yet Conducted		
Safety Reviews	95%	85%	15	12.75
Monitoring Sub-Total			15	12.75
CCI Safety Outcomes				
Incidence of Maltreatment	0.11%	No Substantiated Reports	10	10.00
Staff Training	75%	100%	10	10.00
Safety Sub-Total			20	20.00
CCI Permanency Outcomes				
Placement Stability	91%	100%	15	15.00
Permanency Sub-Total			15	15.00
CCI Well-Being Outcomes				
EPSDT Medical Visits	94%	80%	4	3.20
EPSDT Dental Visits	88%	80%	4	3.20
Academic Supports	79%	50%	3	1.50
Provider ECEM Visits	83%	46%	7	3.22
Provider General Contacts	81%	8%	7	0.56
Placements with Siblings	38%	100%	Not Scored	Not Scored
Placements within Legal County	15%	0%	Not Scored	Not Scored
Well-Being Sub-Total			25	11.68
*Performance calculation descriptions can be found in the FY 2017 RBWO PBP Measurements and Standards Guide.				

Monitoring & Outcomes: Possible Points = 75	Points Earned = 59.43
Score Before Incentives Credit	79.24%
Incentives Awarded	8.50 pts
PBP Verification	N/A pts
Total Score	87.74%



DHS, DFCS, Office of Provider Management
Performance-Based Placement Measures
RBWO Provider GA+SCORECARD - CCI
Report Quarter: Q3 FY2017



Provider/Program Name: Kenneth B. Walker Residential Home - Amos (5223) - CCI

Program Census Information:		# Children in Care During Quarter: 5	# Placements During Quarter: 5	# Children in Care On Last Day: 4
CCI Incentive Credits	Avg Performance All CCIs (Points)	Provider Performance (%)*	Possible Points (Weight)	Provider Points Earned
Early EPSDT Medical Visits		0%	2	0.00
Early EPSDT Dental Visits		75%	2	1.50
Permanency Contacts		0%	5	0.00
Additional Academic Supports		50%	2	1.00
Active Agency Accreditation		50%	4	2.00
Staff Clinical Licensure		0%	5	0.00
Behavior Management (threshold = 0)		100%	4	4.00
Incentives Total	7.73		24	8.50
Maximum total combined incentive credit allowed is 10 points.			Incentives Awarded	8.50

*Performance calculation descriptions can be found in the FY 2017 RBWO PBP Measurements and Standards Guide.

Child Protective Services Investigations and Dispositions

The following investigations data, which is not used for scoring but is considered significant to a provider's performance, is from Georgia SHINES and is not considered final or complete until the end of the fiscal year.

Total Reports:	1	
Number Screened In:	1	
Number Screened Out:	0	
Number Substantiated:	0	
Number Unsubstantiated:	0	
Number Active CPS Investigations:	1	



DHS, DFCS, Office of Provider Management
Performance-Based Placement Measures
RBWO Provider GA+SCORECARD - CCI



Report Quarter: Q3 FY2017

Provider/Program Name: Kenneth B. Walker Residential Home - Bunche (5222) - CCI

5790 Bunche Street, Columbus, GA 31907

Phone: 706-940-0478

Vendor ID# 132000

Quarterly Scores (Grades)

Current Quarter Score (Grade)

Q1: 77.19 (C+)

Q2: 81.67 (B-)

90.00%

Q3: 90.00 (A-)

Q4: (N/A)

(A-)

Program Census Information:

Children in Care During
Quarter: 4

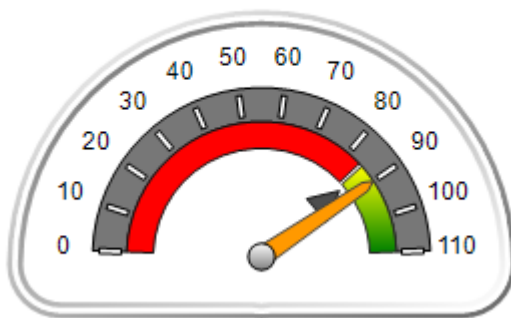
Placements During
Quarter: 4

Children in Care On Last
Day: 3

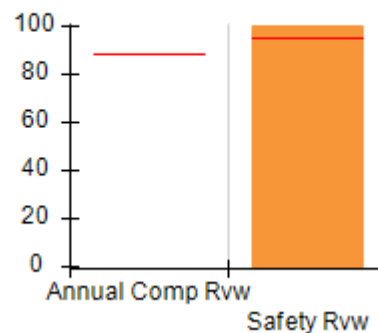
Quarterly Provider Comparisons to All CCIs

▼ — indicates average for all CCIs

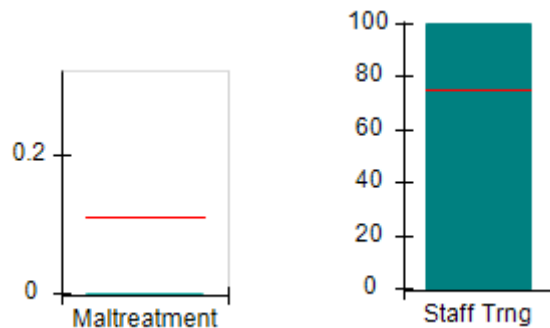
Overall Score (%)



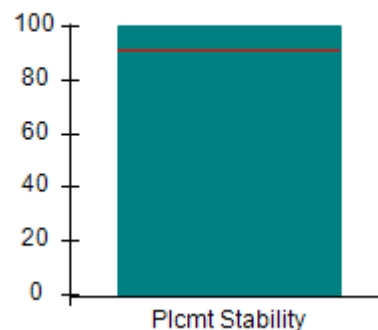
OPM Monitoring Reviews (%)



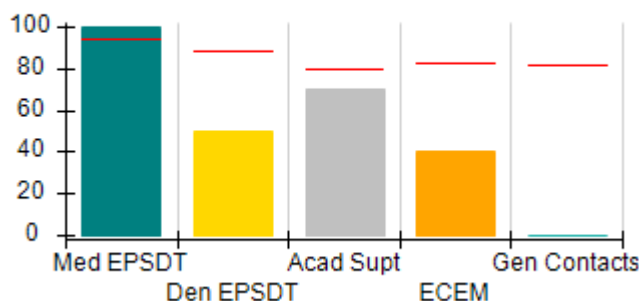
Safety Outcomes (%)



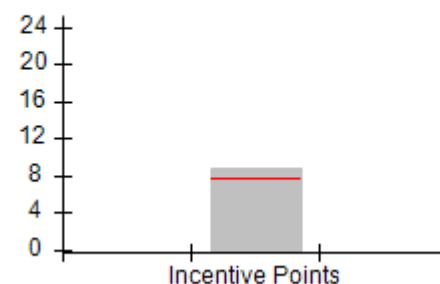
Permanency Outcomes (%)



Well-Being Outcomes (%)



Incentives Earned (Points)





DHS, DFCS, Office of Provider Management
Performance-Based Placement Measures
RBWO Provider GA+SCORECARD - CCI



Report Quarter: Q3 FY2017

Provider/Program Name: Kenneth B. Walker Residential Home - Bunche (5222) - CCI

5790 Bunche Street, Columbus, GA 31907

Phone: 706-940-0478

Vendor ID# 132000

Quarterly Scores (Grades)

Current Quarter Score (Grade)

Q1: 77.19 (C+)

Q2: 81.67 (B-)

90.00%

Q3: 90.00 (A-)

Q4: (N/A)

(A-)

Program Census Information:

Children in Care During
Quarter: 4

Placements During
Quarter: 4

Children in Care On
Last Day: 3

**Avg
Performance All
CCIs (%)**

**Provider
Performance (%)***

**Possible Points
(Weight)**

**Provider Points
Earned**

OPM Monitoring Reviews

Annual Comprehensive Reviews	89%	Not Yet Conducted		
Safety Reviews	95%	100%	15	15.00
Monitoring Sub-Total			15	15.00

CCI Safety Outcomes

Incidence of Maltreatment	0.11%	No Substantiated Reports	10	10.00
Staff Training	75%	100%	10	10.00
Safety Sub-Total			20	20.00

CCI Permanency Outcomes

Placement Stability	91%	100%	15	15.00
Permanency Sub-Total			15	15.00

CCI Well-Being Outcomes

EPSDT Medical Visits	94%	100%	4	4.00
EPSDT Dental Visits	88%	50%	4	2.00
Academic Supports	79%	70%	3	2.10
Provider ECEM Visits	83%	40%	7	2.80
Provider General Contacts	81%	0%	7	0.00
Placements with Siblings	38%	0%	Not Scored	Not Scored
Placements within Legal County	15%	Not Eligible	Not Scored	Not Scored
Well-Being Sub-Total			25	10.90

*Performance calculation descriptions can be found in the FY 2017 RBWO PBP Measurements and Standards Guide.

Monitoring & Outcomes: Possible Points = 75

Points Earned = 60.90

Score Before Incentives Credit

81.20%

Incentives Awarded

8.80 pts

PBP Verification

N/A pts

Total Score

90.00%



DHS, DFCS, Office of Provider Management
Performance-Based Placement Measures
RBWO Provider GA+SCORECARD - CCI
Report Quarter: Q3 FY2017



Provider/Program Name: Kenneth B. Walker Residential Home - Bunche (5222) - CCI

Program Census Information:		# Children in Care During Quarter: 4	# Placements During Quarter: 4	# Children in Care On Last Day: 3
CCI Incentive Credits	Avg Performance All CCIs (Points)	Provider Performance (%)*	Possible Points (Weight)	Provider Points Earned
Early EPSDT Medical Visits		100%	2	2.00
Early EPSDT Dental Visits		0%	2	0.00
Permanency Contacts		0%	5	0.00
Additional Academic Supports		40%	2	0.80
Active Agency Accreditation		50%	4	2.00
Staff Clinical Licensure		0%	5	0.00
Behavior Management (threshold = 0)		100%	4	4.00
Incentives Total	7.73		24	8.80
Maximum total combined incentive credit allowed is 10 points.			Incentives Awarded	8.80

*Performance calculation descriptions can be found in the FY 2017 RBWO PBP Measurements and Standards Guide.

Child Protective Services Investigations and Dispositions

The following investigations data, which is not used for scoring but is considered significant to a provider's performance, is from Georgia SHINES and is not considered final or complete until the end of the fiscal year.

Total Reports:	0	
Number Screened In:	0	
Number Screened Out:	0	
Number Substantiated:	0	
Number Unsubstantiated:	0	
Number Active CPS Investigations:	0	



DHS, DFCS, Office of Provider Management
Performance-Based Placement Measures
RBWO Provider GA+SCORECARD - CCI
Report Quarter: Q3 FY2017



Error: Subreport could not be shown.



DHS, DFCS, Office of Provider Management
Performance-Based Placement Measures
RBWO Provider GA+SCORECARD - CCI
Report Quarter: Q3 FY2017



Provider/Program Name: Kidspeace - Bowdon Residential Campus (715) - CCI

101 Kidspeace Dr., Bowdon, GA 30108

Phone: 770-437-7200

Vendor ID# 35437

Quarterly Scores (Grades)

Current Quarter Score (Grade)

Q1: 95.53 (A)

Q2: 98.51 (A+)

98.88%

Q3: 98.88 (A+)

Q4: (N/A)

(A+)

Program Census Information:

Children in Care During Quarter: 23

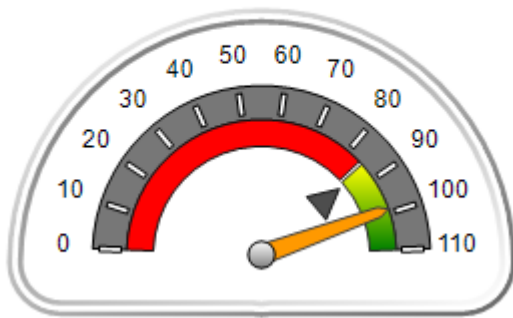
Placements During Quarter: 23

Children in Care On Last Day: 15

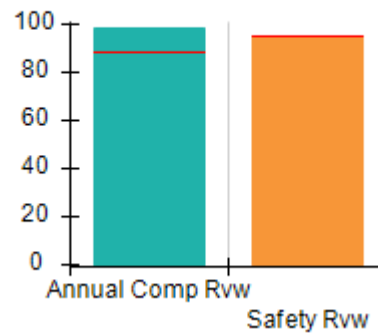
Quarterly Provider Comparisons to All CCIs

▼ — indicates average for all CCIs

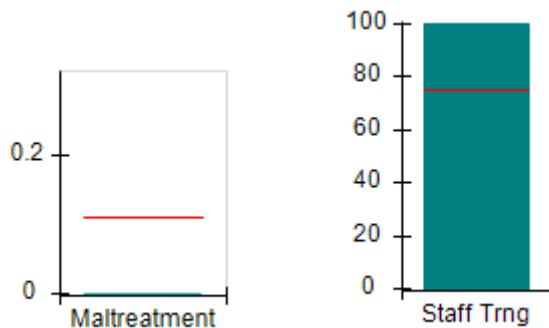
Overall Score (%)



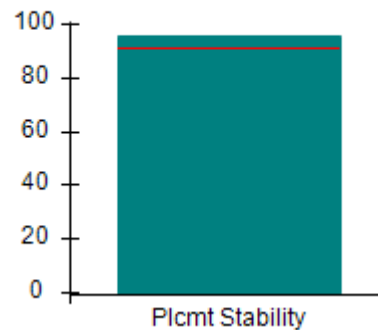
OPM Monitoring Reviews (%)



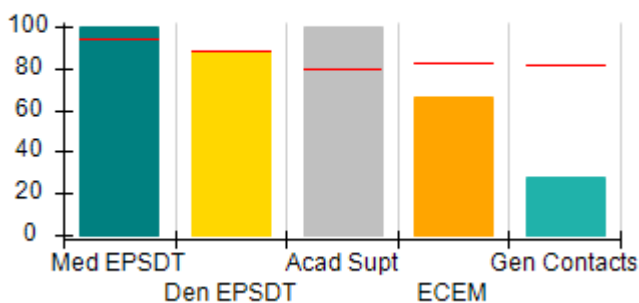
Safety Outcomes (%)



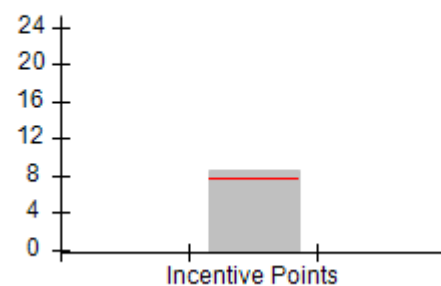
Permanency Outcomes (%)



Well-Being Outcomes (%)



Incentives Earned (Points)





DHS, DFCS, Office of Provider Management
Performance-Based Placement Measures
RBWO Provider GA+SCORECARD - CCI
Report Quarter: Q3 FY2017



Provider/Program Name: Kidspeace - Bowdon Residential Campus (715) - CCI

101 Kidspeace Dr., Bowdon, GA 30108 Phone: 770-437-7200 Vendor ID# 35437		Quarterly Scores (Grades)		Current Quarter Score (Grade)
		Q1: 95.53 (A)	Q2: 98.51 (A+)	98.88%
		Q3: 98.88 (A+)	Q4: (N/A)	(A+)
Program Census Information:		# Children in Care During Quarter: 23	# Placements During Quarter: 23	# Children in Care On Last Day: 15
	Avg Performance All CCIs (%)	Provider Performance (%)*	Possible Points (Weight)	Provider Points Earned
OPM Monitoring Reviews				
Annual Comprehensive Reviews	89%	98%	25	24.56
Safety Reviews	95%	95%	15	14.29
Monitoring Sub-Total			40	38.85
CCI Safety Outcomes				
Incidence of Maltreatment	0.11%	No Substantiated Reports	10	10.00
Staff Training	75%	100%	10	10.00
Safety Sub-Total			20	20.00
CCI Permanency Outcomes				
Placement Stability	91%	96%	15	14.40
Permanency Sub-Total			15	14.40
CCI Well-Being Outcomes				
EPSDT Medical Visits	94%	100%	4	4.00
EPSDT Dental Visits	88%	88%	4	3.52
Academic Supports	79%	100%	3	3.00
Provider ECEM Visits	83%	66%	7	4.62
Provider General Contacts	81%	28%	7	1.96
Placements with Siblings	38%	Not Eligible	Not Scored	Not Scored
Placements within Legal County	15%	0%	Not Scored	Not Scored
Well-Being Sub-Total			25	17.10
*Performance calculation descriptions can be found in the FY 2017 RBWO PBP Measurements and Standards Guide.				

Monitoring & Outcomes: Possible Points = 100		Points Earned = 90.35	
Score Before Incentives Credit			90.35%
Incentives Awarded			8.53 pts
PBP Verification			N/A pts
Total Score			98.88%



DHS, DFCS, Office of Provider Management
Performance-Based Placement Measures
RBWO Provider GA+SCORECARD - CCI
Report Quarter: Q3 FY2017



Provider/Program Name: Kidspeace - Bowdon Residential Campus (715) - CCI

Program Census Information:		# Children in Care During Quarter: 23	# Placements During Quarter: 23	# Children in Care On Last Day: 15
CCI Incentive Credits	Avg Performance All CCIs (Points)	Provider Performance (%)*	Possible Points (Weight)	Provider Points Earned
Early EPSDT Medical Visits		100%	2	2.00
Early EPSDT Dental Visits		71%	2	1.42
Permanency Contacts		7%	5	0.35
Additional Academic Supports		38%	2	0.76
Active Agency Accreditation		100%	4	4.00
Staff Clinical Licensure		0%	5	0.00
Behavior Management (threshold = 0)		0%	4	0.00
Incentives Total	7.73		24	8.53
Maximum total combined incentive credit allowed is 10 points.			Incentives Awarded	8.53

*Performance calculation descriptions can be found in the FY 2017 RBWO PBP Measurements and Standards Guide.

Child Protective Services Investigations and Dispositions

The following investigations data, which is not used for scoring but is considered significant to a provider's performance, is from Georgia SHINES and is not considered final or complete until the end of the fiscal year.

Total Reports:	2	
Number Screened In:	0	
Number Screened Out:	2	
Number Substantiated:	0	
Number Unsubstantiated:	0	
Number Active CPS Investigations:	0	



DHS, DFCS, Office of Provider Management
Performance-Based Placement Measures
RBWO Provider GA+SCORECARD - CCI



Report Quarter: Q3 FY2017

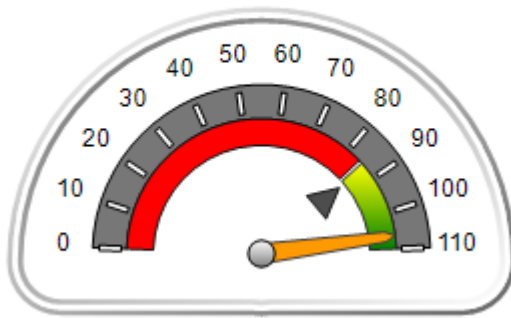
Provider/Program Name: Liberty County Children's Home - dba Gabriel's House (725) - CCI

6145 E. Oglethorpe Highway, Midway, GA 31320 Phone: 912-876-4500 Vendor ID# 35444	Quarterly Scores (Grades)		Current Quarter Score (Grade)
	Q1: 103.78 (A+)	Q2: 106.80 (A+)	106.48% (A+)
	Q3: 106.48 (A+)	Q4: (N/A)	
Program Census Information:	# Children in Care During Quarter: 16	# Placements During Quarter: 16	# Children in Care On Last Day: 16

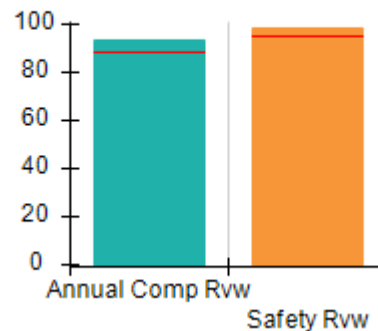
Quarterly Provider Comparisons to All CCIs

▼ — indicates average for all CCIs

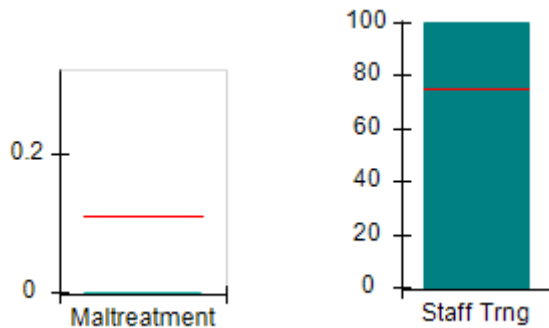
Overall Score (%)



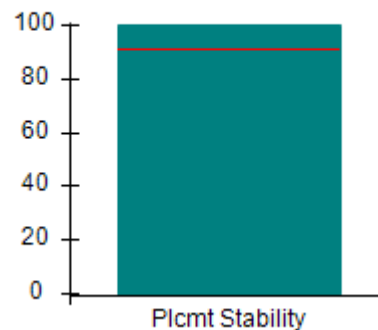
OPM Monitoring Reviews (%)



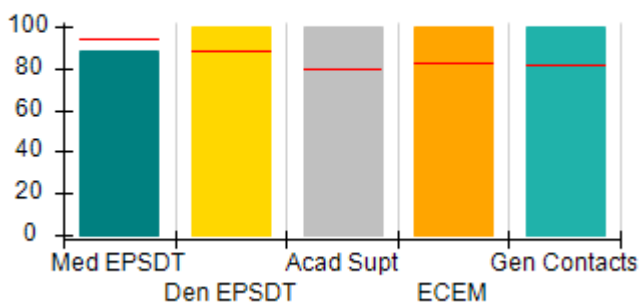
Safety Outcomes (%)



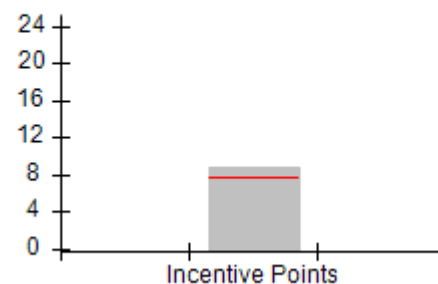
Permanency Outcomes (%)



Well-Being Outcomes (%)



Incentives Earned (Points)





DHS, DFCS, Office of Provider Management
Performance-Based Placement Measures
RBWO Provider GA+SCORECARD - CCI



Report Quarter: Q3 FY2017

Provider/Program Name: Liberty County Children's Home - dba Gabriel's House (725) - CCI				
6145 E. Oglethorpe Highway, Midway, GA 31320		Quarterly Scores (Grades)		Current Quarter Score (Grade)
Phone: 912-876-4500		Q1: 103.78 (A+)	Q2: 106.80 (A+)	106.48% (A+)
Vendor ID# 35444		Q3: 106.48 (A+)	Q4: (N/A)	
Program Census Information:		# Children in Care During Quarter: 16	# Placements During Quarter: 16	# Children in Care On Last Day: 16
	Avg Performance All CCIs (%)	Provider Performance (%)*	Possible Points (Weight)	Provider Points Earned
OPM Monitoring Reviews				
Annual Comprehensive Reviews	89%	93%	25	23.33
Safety Reviews	95%	99%	15	14.79
Monitoring Sub-Total			40	38.12
CCI Safety Outcomes				
Incidence of Maltreatment	0.11%	No Substantiated Reports	10	10.00
Staff Training	75%	100%	10	10.00
Safety Sub-Total			20	20.00
CCI Permanency Outcomes				
Placement Stability	91%	100%	15	15.00
Permanency Sub-Total			15	15.00
CCI Well-Being Outcomes				
EPSDT Medical Visits	94%	88%	4	3.52
EPSDT Dental Visits	88%	100%	4	4.00
Academic Supports	79%	100%	3	3.00
Provider ECEM Visits	83%	100%	7	7.00
Provider General Contacts	81%	100%	7	7.00
Placements with Siblings	38%	93%	Not Scored	Not Scored
Placements within Legal County	15%	Not Eligible	Not Scored	Not Scored
Well-Being Sub-Total			25	24.52
*Performance calculation descriptions can be found in the FY 2017 RBWO PBP Measurements and Standards Guide.				

Monitoring & Outcomes: Possible Points = 100	Points Earned = 97.64
Score Before Incentives Credit	97.64%
Incentives Awarded	8.84 pts
PBP Verification	N/A pts
Total Score	106.48%



DHS, DFCS, Office of Provider Management
Performance-Based Placement Measures
RBWO Provider GA+SCORECARD - CCI



Report Quarter: Q3 FY2017

Provider/Program Name: Liberty County Children's Home - dba Gabriel's House (725) - CCI

Program Census Information:		# Children in Care During Quarter: 16	# Placements During Quarter: 16	# Children in Care On Last Day: 16
CCI Incentive Credits	Avg Performance All CCIs (Points)	Provider Performance (%)*	Possible Points (Weight)	Provider Points Earned
Early EPSDT Medical Visits		50%	2	1.00
Early EPSDT Dental Visits		100%	2	2.00
Permanency Contacts		None Planned	5	
Additional Academic Supports		92%	2	1.84
Active Agency Accreditation		0%	4	0.00
Staff Clinical Licensure		0%	5	0.00
Behavior Management (threshold = 0)		100%	4	4.00
Incentives Total	7.73		24	8.84
Maximum total combined incentive credit allowed is 10 points.			Incentives Awarded	8.84

*Performance calculation descriptions can be found in the FY 2017 RBWO PBP Measurements and Standards Guide.

Child Protective Services Investigations and Dispositions

The following investigations data, which is not used for scoring but is considered significant to a provider's performance, is from Georgia SHINES and is not considered final or complete until the end of the fiscal year.

Total Reports:	0
Number Screened In:	0
Number Screened Out:	0
Number Substantiated:	0
Number Unsubstantiated:	0
Number Active CPS Investigations:	0



DHS, DFCS, Office of Provider Management
Performance-Based Placement Measures
RBWO Provider GA+SCORECARD - CCI



Report Quarter: Q3 FY2017

Provider/Program Name: Light of Hope and Love Ministry, Inc. - Heritage House (5143) - CCI

3117 Macedonia Court, Powder Springs, GA 30127

Phone: 770-906-1190

Vendor ID# 115384

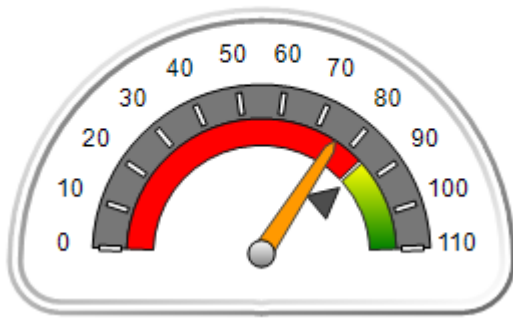
Quarterly Scores (Grades)		Current Quarter Score (Grade)
Q1: 98.84 (A+)	Q2: 79.06 (C+)	75.69% (C)
Q3: 75.69 (C)	Q4: (N/A)	

Program Census Information:	# Children in Care During Quarter: 2	# Placements During Quarter: 2	# Children in Care On Last Day: 0
-----------------------------	--------------------------------------	--------------------------------	-----------------------------------

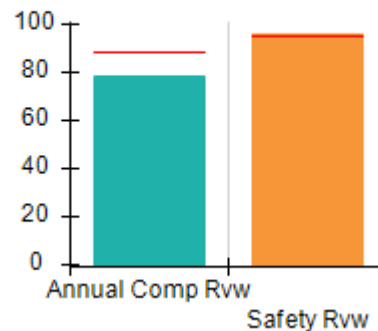
Quarterly Provider Comparisons to All CCIs

▼ — indicates average for all CCIs

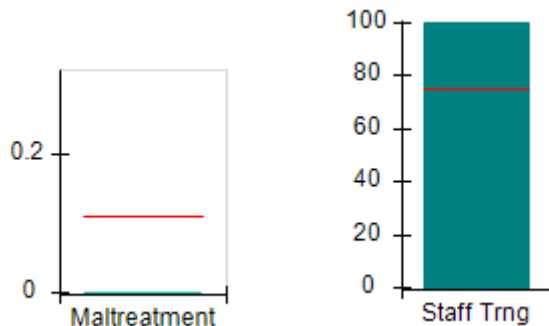
Overall Score (%)



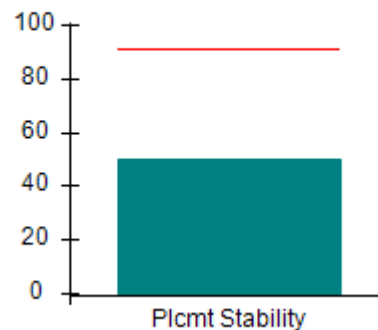
OPM Monitoring Reviews (%)



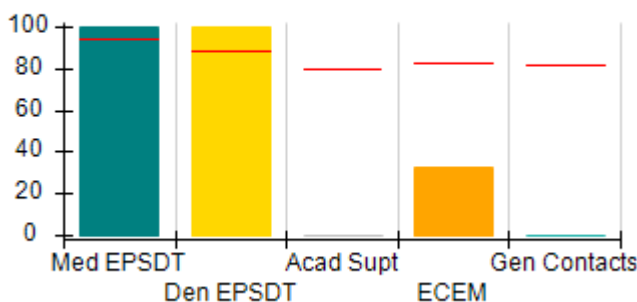
Safety Outcomes (%)



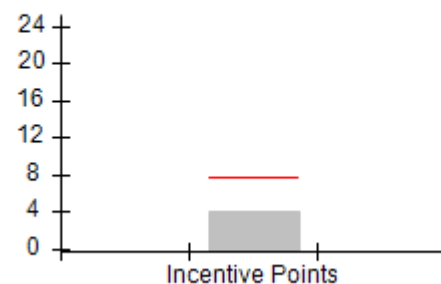
Permanency Outcomes (%)



Well-Being Outcomes (%)



Incentives Earned (Points)





DHS, DFCS, Office of Provider Management
Performance-Based Placement Measures
RBWO Provider GA+SCORECARD - CCI



Report Quarter: Q3 FY2017

Provider/Program Name: Light of Hope and Love Ministry, Inc. - Heritage House (5143) - CCI				
3117 Macedonia Court, Powder Springs, GA 30127		Quarterly Scores (Grades)		Current Quarter Score (Grade)
Phone: 770-906-1190		Q1: 98.84 (A+)	Q2: 79.06 (C+)	75.69% (C)
Vendor ID# 115384		Q3: 75.69 (C)	Q4: (N/A)	
Program Census Information:		# Children in Care During Quarter: 2	# Placements During Quarter: 2	# Children in Care On Last Day: 0
	Avg Performance All CCIs (%)	Provider Performance (%)*	Possible Points (Weight)	Provider Points Earned
OPM Monitoring Reviews				
Annual Comprehensive Reviews	89%	78%	25	19.51
Safety Reviews	95%	96%	15	14.37
Monitoring Sub-Total			40	33.88
CCI Safety Outcomes				
Incidence of Maltreatment	0.11%	No Substantiated Reports	10	10.00
Staff Training	75%	100%	10	10.00
Safety Sub-Total			20	20.00
CCI Permanency Outcomes				
Placement Stability	91%	50%	15	7.50
Permanency Sub-Total			15	7.50
CCI Well-Being Outcomes				
EPSDT Medical Visits	94%	100%	4	4.00
EPSDT Dental Visits	88%	100%	4	4.00
Academic Supports	79%	0%	3	0.00
Provider ECEM Visits	83%	33%	7	2.31
Provider General Contacts	81%	0%	7	0.00
Placements with Siblings	38%	Not Eligible	Not Scored	Not Scored
Placements within Legal County	15%	Not Eligible	Not Scored	Not Scored
Well-Being Sub-Total			25	10.31
*Performance calculation descriptions can be found in the FY 2017 RBWO PBP Measurements and Standards Guide.				

Monitoring & Outcomes: Possible Points = 100	Points Earned = 71.69
Score Before Incentives Credit	71.69%
Incentives Awarded	4.00 pts
PBP Verification	N/A pts
Total Score	75.69%



DHS, DFCS, Office of Provider Management
Performance-Based Placement Measures
RBWO Provider GA+SCORECARD - CCI



Report Quarter: Q3 FY2017

Provider/Program Name: Light of Hope and Love Ministry, Inc. - Heritage House (5143) - CCI

Program Census Information:		# Children in Care During Quarter: 2	# Placements During Quarter: 2	# Children in Care On Last Day: 0
CCI Incentive Credits	Avg Performance All CCIs (Points)	Provider Performance (%)*	Possible Points (Weight)	Provider Points Earned
Early EPSDT Medical Visits		Not Eligible	2	
Early EPSDT Dental Visits		Not Eligible	2	
Permanency Contacts		0%	5	0.00
Additional Academic Supports		0%	2	0.00
Active Agency Accreditation		0%	4	0.00
Staff Clinical Licensure		0%	5	0.00
Behavior Management (threshold = 0)		100%	4	4.00
Incentives Total	7.73		24	4.00
Maximum total combined incentive credit allowed is 10 points.			Incentives Awarded	4.00

*Performance calculation descriptions can be found in the FY 2017 RBWO PBP Measurements and Standards Guide.

Child Protective Services Investigations and Dispositions

The following investigations data, which is not used for scoring but is considered significant to a provider's performance, is from Georgia SHINES and is not considered final or complete until the end of the fiscal year.

Total Reports:	0
Number Screened In:	0
Number Screened Out:	0
Number Substantiated:	0
Number Unsubstantiated:	0
Number Active CPS Investigations:	0



DHS, DFCS, Office of Provider Management
Performance-Based Placement Measures
RBWO Provider GA+SCORECARD - CCI



Report Quarter: Q3 FY2017

Provider/Program Name: Little Debbie's Second Chance Home, Inc. - (formerly Celine's Place) (884) - CCI

1768 Young Rd., Lithonia, GA 30058

Phone: 404-296-1311

Vendor ID# 35260

Quarterly Scores (Grades)

Current Quarter Score (Grade)

Q1: 100.22 (A+)

Q2: 101.05 (A+)

104.94%

Q3: 104.94 (A+)

Q4: (N/A)

(A+)

Program Census Information:

Children in Care During Quarter: 11

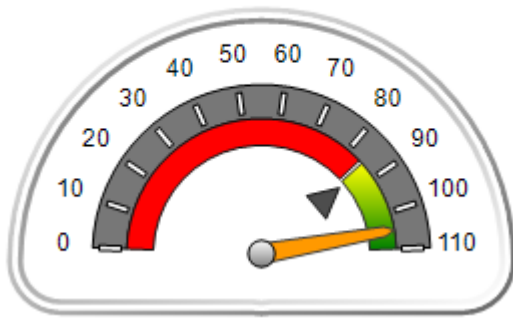
Placements During Quarter: 11

Children in Care On Last Day: 4

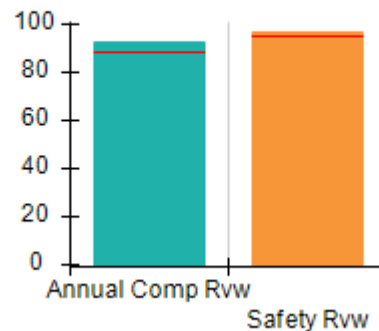
Quarterly Provider Comparisons to All CCIs

▼ indicates average for all CCIs

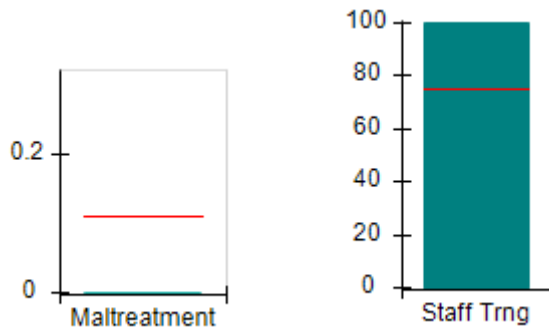
Overall Score (%)



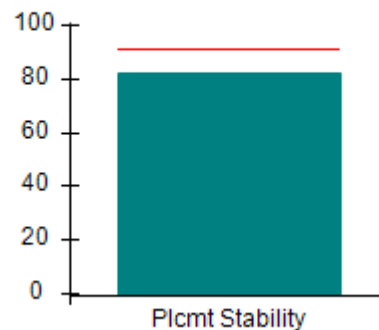
OPM Monitoring Reviews (%)



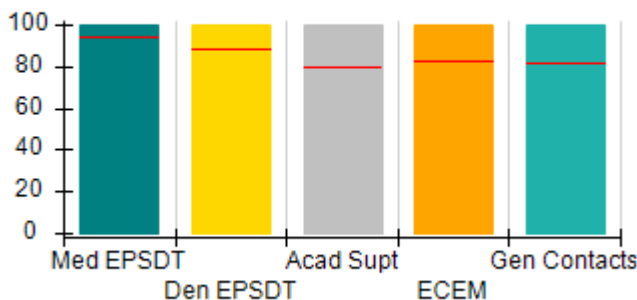
Safety Outcomes (%)



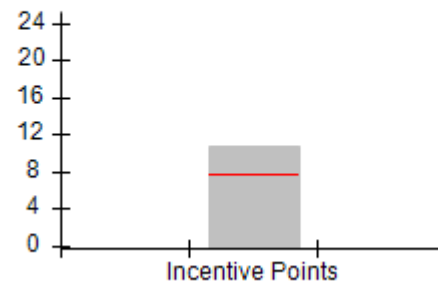
Permanency Outcomes (%)



Well-Being Outcomes (%)



Incentives Earned (Points)





DHS, DFCS, Office of Provider Management
Performance-Based Placement Measures
RBWO Provider GA+SCORECARD - CCI



Report Quarter: Q3 FY2017

Provider/Program Name: Little Debbie's Second Chance Home, Inc. - (formerly Celine's Place) (884) - CCI				
1768 Young Rd., Lithonia, GA 30058		Quarterly Scores (Grades)		Current Quarter Score (Grade)
Phone: 404-296-1311		Q1: 100.22 (A+)	Q2: 101.05 (A+)	104.94%
Vendor ID# 35260		Q3: 104.94 (A+)	Q4: (N/A)	(A+)
Program Census Information:		# Children in Care During Quarter: 11	# Placements During Quarter: 11	# Children in Care On Last Day: 4
	Avg Performance All CCIs (%)	Provider Performance (%)*	Possible Points (Weight)	Provider Points Earned
OPM Monitoring Reviews				
Annual Comprehensive Reviews	89%	92%	25	23.08
Safety Reviews	95%	97%	15	14.56
Monitoring Sub-Total			40	37.64
CCI Safety Outcomes				
Incidence of Maltreatment	0.11%	No Substantiated Reports	10	10.00
Staff Training	75%	100%	10	10.00
Safety Sub-Total			20	20.00
CCI Permanency Outcomes				
Placement Stability	91%	82%	15	12.30
Permanency Sub-Total			15	12.30
CCI Well-Being Outcomes				
EPSDT Medical Visits	94%	100%	4	4.00
EPSDT Dental Visits	88%	100%	4	4.00
Academic Supports	79%	100%	3	3.00
Provider ECEM Visits	83%	100%	7	7.00
Provider General Contacts	81%	100%	7	7.00
Placements with Siblings	38%	0%	Not Scored	Not Scored
Placements within Legal County	15%	13%	Not Scored	Not Scored
Well-Being Sub-Total			25	25.00
*Performance calculation descriptions can be found in the FY 2017 RBWO PBP Measurements and Standards Guide.				

Monitoring & Outcomes: Possible Points = 100		Points Earned = 94.94	
Score Before Incentives Credit			94.94%
Incentives Awarded			10.00 pts
PBP Verification			N/A pts
Total Score			104.94%



DHS, DFCS, Office of Provider Management
Performance-Based Placement Measures
RBWO Provider GA+SCORECARD - CCI



Report Quarter: Q3 FY2017

Provider/Program Name: Little Debbie's Second Chance Home, Inc. - (formerly Celine's Place) (884) - CCI

Program Census Information:		# Children in Care During Quarter: 11	# Placements During Quarter: 11	# Children in Care On Last Day: 4
CCI Incentive Credits	Avg Performance All CCIs (Points)	Provider Performance (%)*	Possible Points (Weight)	Provider Points Earned
Early EPSDT Medical Visits		100%	2	2.00
Early EPSDT Dental Visits		100%	2	2.00
Permanency Contacts		None Planned	5	
Additional Academic Supports		38%	2	0.76
Active Agency Accreditation		50%	4	2.00
Staff Clinical Licensure		0%	5	0.00
Behavior Management (threshold = 0)		100%	4	4.00
Incentives Total	7.73		24	10.76
Maximum total combined incentive credit allowed is 10 points.			Incentives Awarded	10.00

*Performance calculation descriptions can be found in the FY 2017 RBWO PBP Measurements and Standards Guide.

Child Protective Services Investigations and Dispositions

The following investigations data, which is not used for scoring but is considered significant to a provider's performance, is from Georgia SHINES and is not considered final or complete until the end of the fiscal year.

Total Reports:	0
Number Screened In:	0
Number Screened Out:	0
Number Substantiated:	0
Number Unsubstantiated:	0
Number Active CPS Investigations:	0



DHS, DFCS, Office of Provider Management
Performance-Based Placement Measures
RBWO Provider GA+SCORECARD - CCI



Report Quarter: Q3 FY2017

Provider/Program Name: Little Debbie's Second Chance Home, Inc. - Boys to Men (1042) - CCI

5224 Shawn Lane, Stone Mountain, GA 30088

Phone: 770-686-5169

Vendor ID# 73965

Quarterly Scores (Grades)

Current Quarter Score (Grade)

Q1: 104.22 (A+)

Q2: 103.19 (A+)

105.13%

Q3: 105.13 (A+)

Q4: (N/A)

(A+)

Program Census Information:

Children in Care During Quarter: 7

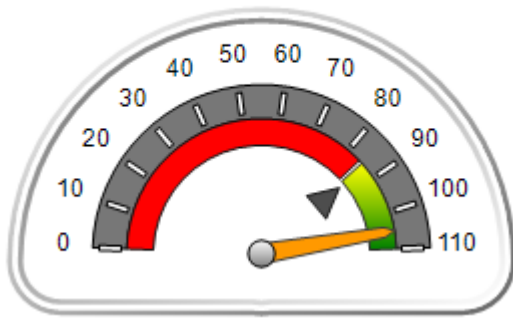
Placements During Quarter: 9

Children in Care On Last Day: 6

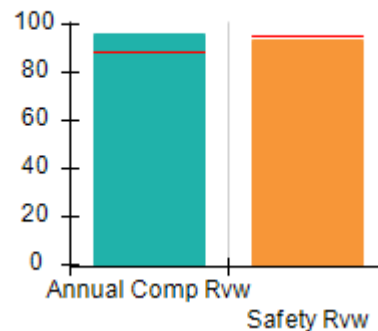
Quarterly Provider Comparisons to All CCIs

▼ indicates average for all CCIs

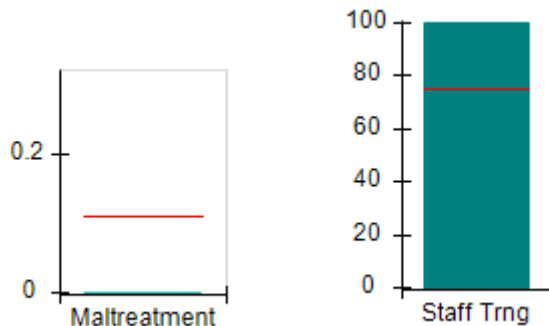
Overall Score (%)



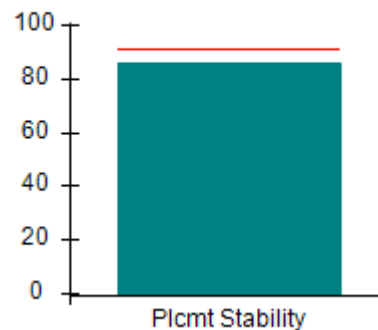
OPM Monitoring Reviews (%)



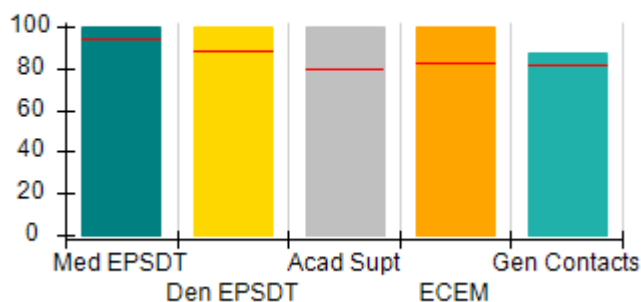
Safety Outcomes (%)



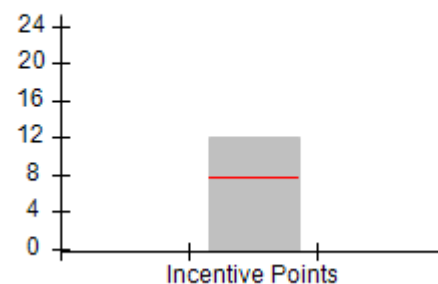
Permanency Outcomes (%)



Well-Being Outcomes (%)



Incentives Earned (Points)





DHS, DFCS, Office of Provider Management
Performance-Based Placement Measures
RBWO Provider GA+SCORECARD - CCI



Report Quarter: Q3 FY2017

Provider/Program Name: Little Debbie's Second Chance Home, Inc. - Boys to Men (1042) - CCI

5224 Shawn Lane, Stone Mountain, GA 30088 Phone: 770-686-5169 Vendor ID# 73965	Quarterly Scores (Grades)		Current Quarter Score (Grade)
	Q1: 104.22 (A+)	Q2: 103.19 (A+)	105.13%
	Q3: 105.13 (A+)	Q4: (N/A)	(A+)

Program Census Information:	# Children in Care During Quarter: 7	# Placements During Quarter: 9	# Children in Care On Last Day: 6
-----------------------------	--------------------------------------	--------------------------------	-----------------------------------

	Avg Performance All CCIs (%)	Provider Performance (%)*	Possible Points (Weight)	Provider Points Earned
--	-------------------------------------	----------------------------------	---------------------------------	-------------------------------

OPM Monitoring Reviews

Annual Comprehensive Reviews	89%	96%	25	24.09
Safety Reviews	95%	94%	15	14.05
Monitoring Sub-Total			40	38.14

CCI Safety Outcomes

Incidence of Maltreatment	0.11%	No Substantiated Reports	10	10.00
Staff Training	75%	100%	10	10.00
Safety Sub-Total			20	20.00

CCI Permanency Outcomes

Placement Stability	91%	86%	15	12.90
Permanency Sub-Total			15	12.90

CCI Well-Being Outcomes

EPSDT Medical Visits	94%	100%	4	4.00
EPSDT Dental Visits	88%	100%	4	4.00
Academic Supports	79%	100%	3	3.00
Provider ECEM Visits	83%	100%	7	7.00
Provider General Contacts	81%	87%	7	6.09
Placements with Siblings	38%	50%	Not Scored	Not Scored
Placements within Legal County	15%	0%	Not Scored	Not Scored
Well-Being Sub-Total			25	24.09

*Performance calculation descriptions can be found in the FY 2017 RBWO PBP Measurements and Standards Guide.

Monitoring & Outcomes: Possible Points = 100		Points Earned = 95.13	
Score Before Incentives Credit		95.13%	
Incentives Awarded		10.00 pts	
PBP Verification		N/A pts	
Total Score		105.13%	



DHS, DFCS, Office of Provider Management
Performance-Based Placement Measures
RBWO Provider GA+SCORECARD - CCI



Report Quarter: Q3 FY2017

Provider/Program Name: Little Debbie's Second Chance Home, Inc. - Boys to Men (1042) - CCI

Program Census Information:		# Children in Care During Quarter: 7	# Placements During Quarter: 9	# Children in Care On Last Day: 6
CCI Incentive Credits	Avg Performance All CCIs (Points)	Provider Performance (%)*	Possible Points (Weight)	Provider Points Earned
Early EPSDT Medical Visits		100%	2	2.00
Early EPSDT Dental Visits		100%	2	2.00
Permanency Contacts		None Planned	5	
Additional Academic Supports		100%	2	2.00
Active Agency Accreditation		50%	4	2.00
Staff Clinical Licensure		0%	5	0.00
Behavior Management (threshold = 0)		100%	4	4.00
Incentives Total	7.73		24	12.00
Maximum total combined incentive credit allowed is 10 points.			Incentives Awarded	10.00

*Performance calculation descriptions can be found in the FY 2017 RBWO PBP Measurements and Standards Guide.

Child Protective Services Investigations and Dispositions

The following investigations data, which is not used for scoring but is considered significant to a provider's performance, is from Georgia SHINES and is not considered final or complete until the end of the fiscal year.

Total Reports:	0
Number Screened In:	0
Number Screened Out:	0
Number Substantiated:	0
Number Unsubstantiated:	0
Number Active CPS Investigations:	0



DHS, DFCS, Office of Provider Management
Performance-Based Placement Measures
RBWO Provider GA+SCORECARD - CCI



Report Quarter: Q3 FY2017

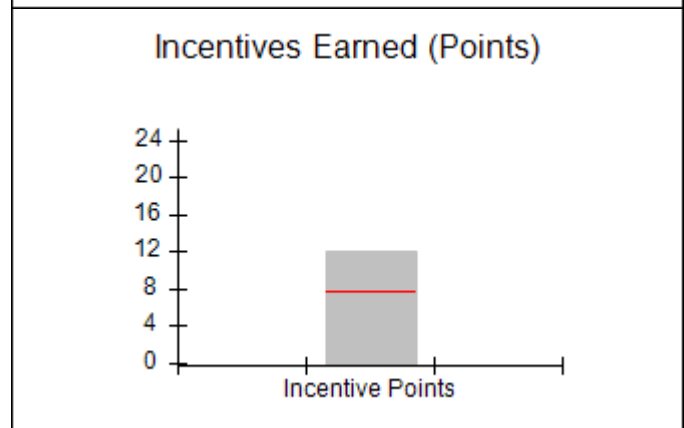
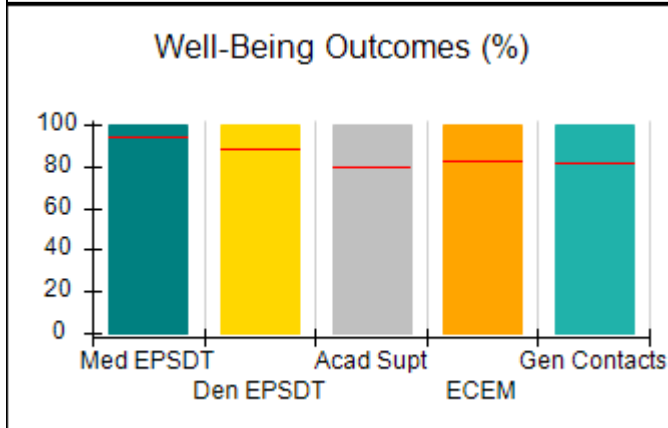
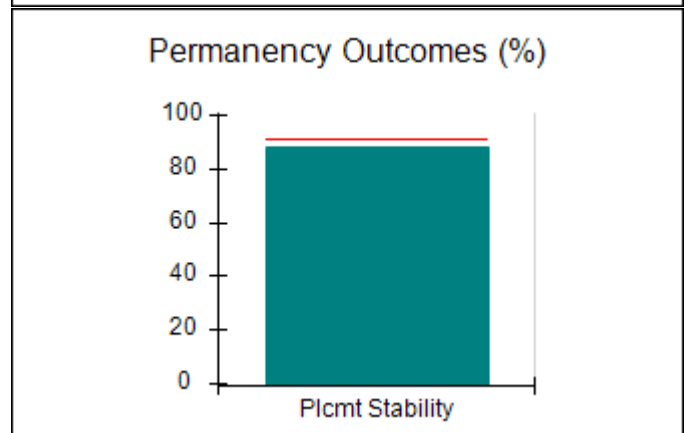
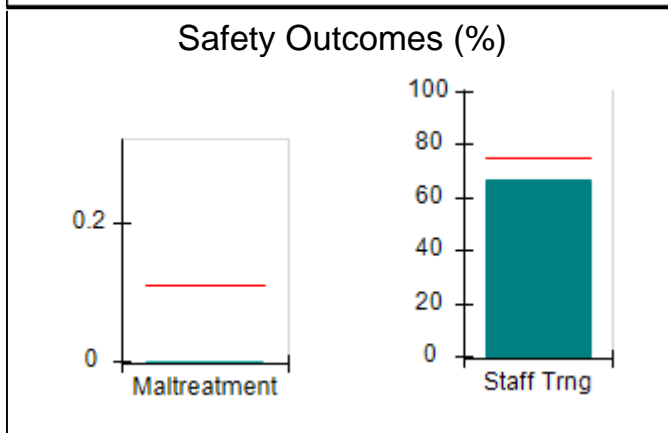
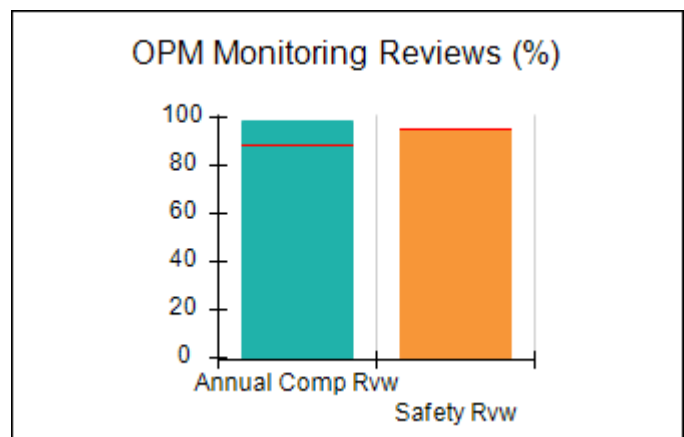
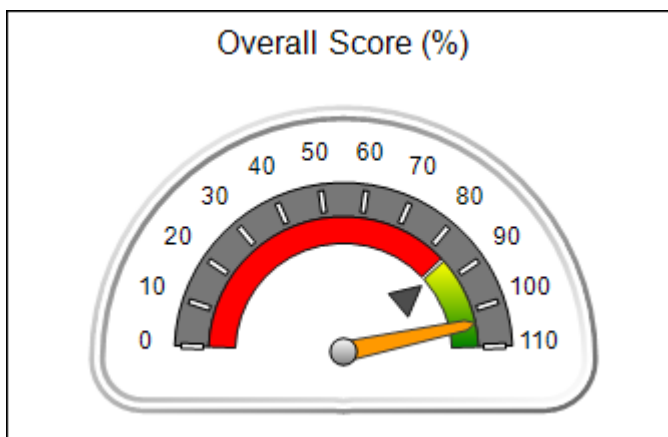
Provider/Program Name: Little Debbie's Second Chance Home, Inc. - Columbia (5214) - CCI

1322 Columbia Drive, Decatur, GA 30032 Phone: 404-296-1311 Vendor ID# 136089	Quarterly Scores (Grades)		Current Quarter Score (Grade)
	Q1: 105.93 (A+)	Q2: 103.96 (A+)	103.70%
	Q3: 103.70 (A+)	Q4: (N/A)	(A+)

Program Census Information:	# Children in Care During Quarter: 8	# Placements During Quarter: 8	# Children in Care On Last Day: 3
------------------------------------	---	---------------------------------------	--

Quarterly Provider Comparisons to All CCIs

▼ — indicates average for all CCIs





DHS, DFCS, Office of Provider Management
Performance-Based Placement Measures
RBWO Provider GA+SCORECARD - CCI



Report Quarter: Q3 FY2017

Provider/Program Name: Little Debbie's Second Chance Home, Inc. - Columbia (5214) - CCI				
1322 Columbia Drive, Decatur, GA 30032		Quarterly Scores (Grades)		Current Quarter Score (Grade)
Phone: 404-296-1311		Q1: 105.93 (A+)	Q2: 103.96 (A+)	103.70% (A+)
Vendor ID# 136089		Q3: 103.70 (A+)	Q4: (N/A)	
Program Census Information:		# Children in Care During Quarter: 8	# Placements During Quarter: 8	# Children in Care On Last Day: 3
	Avg Performance All CCIs (%)	Provider Performance (%)*	Possible Points (Weight)	Provider Points Earned
OPM Monitoring Reviews				
Annual Comprehensive Reviews	89%	98%	25	24.55
Safety Reviews	95%	95%	15	14.25
Monitoring Sub-Total			40	38.80
CCI Safety Outcomes				
Incidence of Maltreatment	0.11%	No Substantiated Reports	10	10.00
Staff Training	75%	67%	10	6.70
Safety Sub-Total			20	16.70
CCI Permanency Outcomes				
Placement Stability	91%	88%	15	13.20
Permanency Sub-Total			15	13.20
CCI Well-Being Outcomes				
EPSDT Medical Visits	94%	100%	4	4.00
EPSDT Dental Visits	88%	100%	4	4.00
Academic Supports	79%	100%	3	3.00
Provider ECEM Visits	83%	100%	7	7.00
Provider General Contacts	81%	100%	7	7.00
Placements with Siblings	38%	Not Eligible	Not Scored	Not Scored
Placements within Legal County	15%	50%	Not Scored	Not Scored
Well-Being Sub-Total			25	25.00
*Performance calculation descriptions can be found in the FY 2017 RBWO PBP Measurements and Standards Guide.				

Monitoring & Outcomes: Possible Points = 100	Points Earned = 93.70
Score Before Incentives Credit	93.70%
Incentives Awarded	10.00 pts
PBP Verification	N/A pts
Total Score	103.70%



DHS, DFCS, Office of Provider Management
Performance-Based Placement Measures
RBWO Provider GA+SCORECARD - CCI



Report Quarter: Q3 FY2017

Provider/Program Name: Little Debbie's Second Chance Home, Inc. - Columbia (5214) - CCI

Program Census Information:		# Children in Care During Quarter: 8	# Placements During Quarter: 8	# Children in Care On Last Day: 3
CCI Incentive Credits	Avg Performance All CCIs (Points)	Provider Performance (%)*	Possible Points (Weight)	Provider Points Earned
Early EPSDT Medical Visits		100%	2	2.00
Early EPSDT Dental Visits		100%	2	2.00
Permanency Contacts		None Planned	5	
Additional Academic Supports		100%	2	2.00
Active Agency Accreditation		50%	4	2.00
Staff Clinical Licensure		0%	5	0.00
Behavior Management (threshold = 0)		100%	4	4.00
Incentives Total	7.73		24	12.00
Maximum total combined incentive credit allowed is 10 points.			Incentives Awarded	10.00

*Performance calculation descriptions can be found in the FY 2017 RBWO PBP Measurements and Standards Guide.

Child Protective Services Investigations and Dispositions

The following investigations data, which is not used for scoring but is considered significant to a provider's performance, is from Georgia SHINES and is not considered final or complete until the end of the fiscal year.

Total Reports:	1
Number Screened In:	0
Number Screened Out:	1
Number Substantiated:	0
Number Unsubstantiated:	0
Number Active CPS Investigations:	0



DHS, DFCS, Office of Provider Management
Performance-Based Placement Measures
RBWO Provider GA+SCORECARD - CCI



Report Quarter: Q3 FY2017

Provider/Program Name: Little Debbie's Second Chance Home, Inc. - dba Ida's Cove III (5111) - CCI

994 Millard Road, Stone Mountain, GA 30088

Phone: 770-879-0432

Vendor ID# 90547

Quarterly Scores (Grades)

Current Quarter Score (Grade)

Q1: 104.87 (A+)

Q2: 101.08 (A+)

106.07%

Q3: 106.07 (A+)

Q4: (N/A)

(A+)

Program Census Information:

Children in Care During Quarter: 6

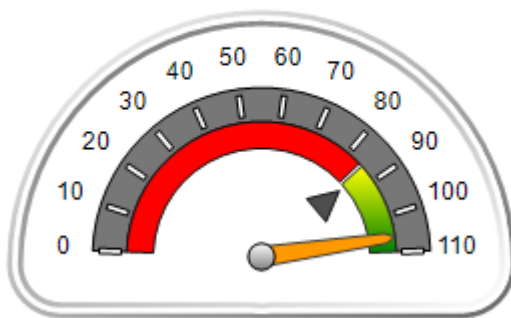
Placements During Quarter: 6

Children in Care On Last Day: 5

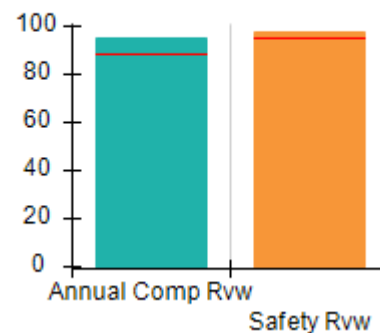
Quarterly Provider Comparisons to All CCIs

▼ indicates average for all CCIs

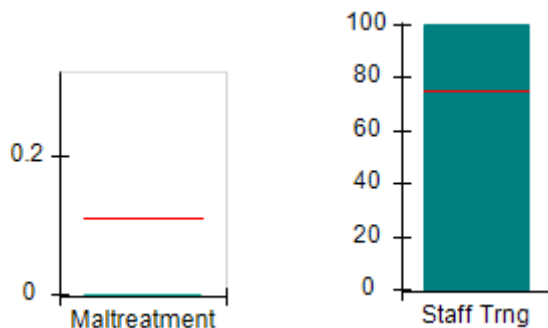
Overall Score (%)



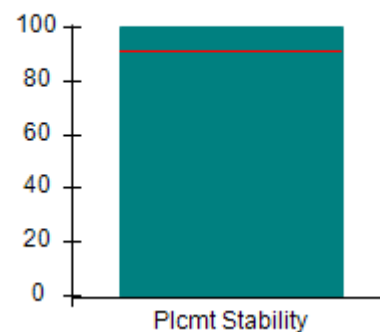
OPM Monitoring Reviews (%)



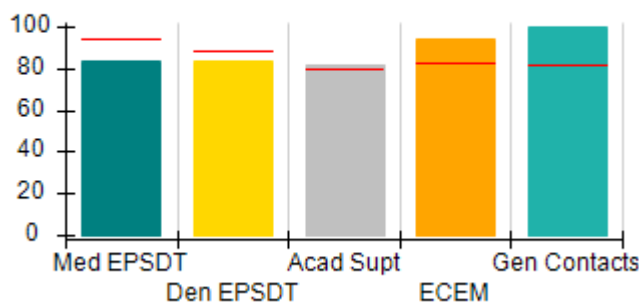
Safety Outcomes (%)



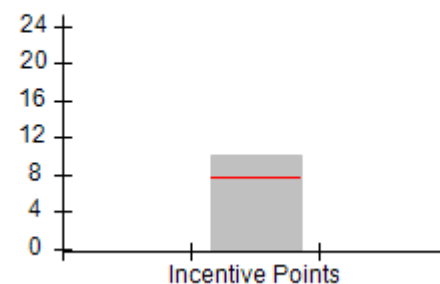
Permanency Outcomes (%)



Well-Being Outcomes (%)



Incentives Earned (Points)





DHS, DFCS, Office of Provider Management
Performance-Based Placement Measures
RBWO Provider GA+SCORECARD - CCI



Report Quarter: Q3 FY2017

Provider/Program Name: Little Debbie's Second Chance Home, Inc. - dba Ida's Cove III (5111) - CCI				
994 Millard Road, Stone Mountain, GA 30088		Quarterly Scores (Grades)		Current Quarter Score (Grade)
Phone: 770-879-0432		Q1: 104.87 (A+)	Q2: 101.08 (A+)	106.07% (A+)
Vendor ID# 90547		Q3: 106.07 (A+)	Q4: (N/A)	
Program Census Information:		# Children in Care During Quarter: 6	# Placements During Quarter: 6	# Children in Care On Last Day: 5
	Avg Performance All CCIs (%)	Provider Performance (%)*	Possible Points (Weight)	Provider Points Earned
OPM Monitoring Reviews				
Annual Comprehensive Reviews	89%	95%	25	23.76
Safety Reviews	95%	98%	15	14.63
Monitoring Sub-Total			40	38.39
CCI Safety Outcomes				
Incidence of Maltreatment	0.11%	No Substantiated Reports	10	10.00
Staff Training	75%	100%	10	10.00
Safety Sub-Total			20	20.00
CCI Permanency Outcomes				
Placement Stability	91%	100%	15	15.00
Permanency Sub-Total			15	15.00
CCI Well-Being Outcomes				
EPSDT Medical Visits	94%	83%	4	3.32
EPSDT Dental Visits	88%	83%	4	3.32
Academic Supports	79%	82%	3	2.46
Provider ECEM Visits	83%	94%	7	6.58
Provider General Contacts	81%	100%	7	7.00
Placements with Siblings	38%	0%	Not Scored	Not Scored
Placements within Legal County	15%	Not Eligible	Not Scored	Not Scored
Well-Being Sub-Total			25	22.68
*Performance calculation descriptions can be found in the FY 2017 RBWO PBP Measurements and Standards Guide.				

Monitoring & Outcomes: Possible Points = 100	Points Earned = 96.07
Score Before Incentives Credit	96.07%
Incentives Awarded	10.00 pts
PBP Verification	N/A pts
Total Score	106.07%



DHS, DFCS, Office of Provider Management
Performance-Based Placement Measures
RBWO Provider GA+SCORECARD - CCI



Report Quarter: Q3 FY2017

Provider/Program Name: Little Debbie's Second Chance Home, Inc. - dba Ida's Cove III (5111) - CCI

Program Census Information:		# Children in Care During Quarter: 6	# Placements During Quarter: 6	# Children in Care On Last Day: 5
CCI Incentive Credits	Avg Performance All CCIs (Points)	Provider Performance (%)*	Possible Points (Weight)	Provider Points Earned
Early EPSDT Medical Visits		50%	2	1.00
Early EPSDT Dental Visits		75%	2	1.50
Permanency Contacts		0%	5	0.00
Additional Academic Supports		82%	2	1.64
Active Agency Accreditation		50%	4	2.00
Staff Clinical Licensure		0%	5	0.00
Behavior Management (threshold = 0)		100%	4	4.00
Incentives Total	7.73		24	10.14
Maximum total combined incentive credit allowed is 10 points.			Incentives Awarded	10.00

*Performance calculation descriptions can be found in the FY 2017 RBWO PBP Measurements and Standards Guide.

Child Protective Services Investigations and Dispositions

The following investigations data, which is not used for scoring but is considered significant to a provider's performance, is from Georgia SHINES and is not considered final or complete until the end of the fiscal year.

Total Reports:	0
Number Screened In:	0
Number Screened Out:	0
Number Substantiated:	0
Number Unsubstantiated:	0
Number Active CPS Investigations:	0



DHS, DFCS, Office of Provider Management
Performance-Based Placement Measures
RBWO Provider GA+SCORECARD - CCI



Report Quarter: Q3 FY2017

Provider/Program Name: Little Debbie's Second Chance Home, Inc. - DePauw (5207) - CCI

4098 DePauw Way, Decatur, GA 30034

Phone: 404-296-1311

Vendor ID# 133660

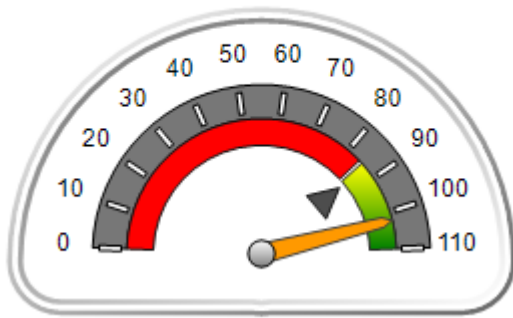
Quarterly Scores (Grades)		Current Quarter Score (Grade)
Q1: 107.61 (A+)	Q2: 105.45 (A+)	102.29% (A+)
Q3: 102.29 (A+)	Q4: (N/A)	

Program Census Information:	# Children in Care During Quarter: 7	# Placements During Quarter: 8	# Children in Care On Last Day: 6
-----------------------------	--------------------------------------	--------------------------------	-----------------------------------

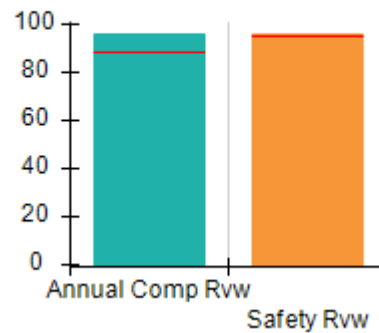
Quarterly Provider Comparisons to All CCIs

▼ — indicates average for all CCIs

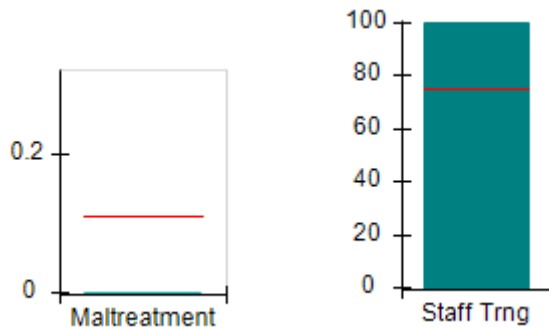
Overall Score (%)



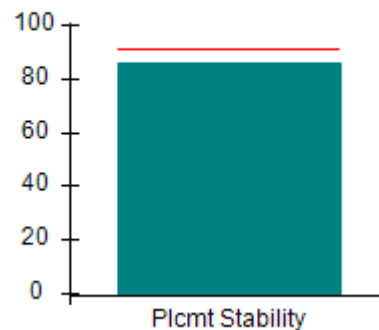
OPM Monitoring Reviews (%)



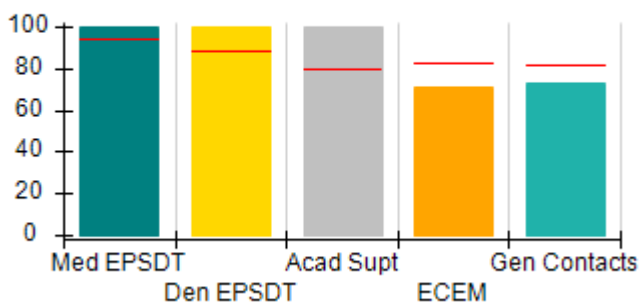
Safety Outcomes (%)



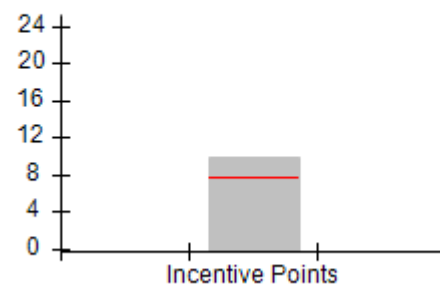
Permanency Outcomes (%)



Well-Being Outcomes (%)



Incentives Earned (Points)





DHS, DFCS, Office of Provider Management
Performance-Based Placement Measures
RBWO Provider GA+SCORECARD - CCI



Report Quarter: Q3 FY2017

Provider/Program Name: Little Debbie's Second Chance Home, Inc. - DePauw (5207) - CCI				
4098 DePauw Way, Decatur, GA 30034		Quarterly Scores (Grades)		Current Quarter Score (Grade)
Phone: 404-296-1311		Q1: 107.61 (A+)	Q2: 105.45 (A+)	102.29% (A+)
Vendor ID# 133660		Q3: 102.29 (A+)	Q4: (N/A)	
Program Census Information:		# Children in Care During Quarter: 7	# Placements During Quarter: 8	# Children in Care On Last Day: 6
	Avg Performance All CCIs (%)	Provider Performance (%)*	Possible Points (Weight)	Provider Points Earned
OPM Monitoring Reviews				
Annual Comprehensive Reviews	89%	96%	25	24.01
Safety Reviews	95%	96%	15	14.44
Monitoring Sub-Total			40	38.45
CCI Safety Outcomes				
Incidence of Maltreatment	0.11%	No Substantiated Reports	10	10.00
Staff Training	75%	100%	10	10.00
Safety Sub-Total			20	20.00
CCI Permanency Outcomes				
Placement Stability	91%	86%	15	12.90
Permanency Sub-Total			15	12.90
CCI Well-Being Outcomes				
EPSDT Medical Visits	94%	100%	4	4.00
EPSDT Dental Visits	88%	100%	4	4.00
Academic Supports	79%	100%	3	3.00
Provider ECEM Visits	83%	71%	7	4.97
Provider General Contacts	81%	73%	7	5.11
Placements with Siblings	38%	0%	Not Scored	Not Scored
Placements within Legal County	15%	25%	Not Scored	Not Scored
Well-Being Sub-Total			25	21.08
*Performance calculation descriptions can be found in the FY 2017 RBWO PBP Measurements and Standards Guide.				

Monitoring & Outcomes: Possible Points = 100	Points Earned = 92.43
Score Before Incentives Credit	92.43%
Incentives Awarded	9.86 pts
PBP Verification	N/A pts
Total Score	102.29%



DHS, DFCS, Office of Provider Management
Performance-Based Placement Measures
RBWO Provider GA+SCORECARD - CCI



Report Quarter: Q3 FY2017

Provider/Program Name: Little Debbie's Second Chance Home, Inc. - DePauw (5207) - CCI

Program Census Information:		# Children in Care During Quarter: 7	# Placements During Quarter: 8	# Children in Care On Last Day: 6
CCI Incentive Credits	Avg Performance All CCIs (Points)	Provider Performance (%)*	Possible Points (Weight)	Provider Points Earned
Early EPSDT Medical Visits		Not Eligible	2	
Early EPSDT Dental Visits		100%	2	2.00
Permanency Contacts		None Planned	5	
Additional Academic Supports		93%	2	1.86
Active Agency Accreditation		50%	4	2.00
Staff Clinical Licensure		0%	5	0.00
Behavior Management (threshold = 0)		100%	4	4.00
Incentives Total	7.73		24	9.86
Maximum total combined incentive credit allowed is 10 points.			Incentives Awarded	9.86

*Performance calculation descriptions can be found in the FY 2017 RBWO PBP Measurements and Standards Guide.

Child Protective Services Investigations and Dispositions

The following investigations data, which is not used for scoring but is considered significant to a provider's performance, is from Georgia SHINES and is not considered final or complete until the end of the fiscal year.

Total Reports:	0
Number Screened In:	0
Number Screened Out:	0
Number Substantiated:	0
Number Unsubstantiated:	0
Number Active CPS Investigations:	0



DHS, DFCS, Office of Provider Management
Performance-Based Placement Measures
RBWO Provider GA+SCORECARD - CCI



Report Quarter: Q3 FY2017

Provider/Program Name: Little Debbie's Second Chance Home, Inc. - Ellenwood (966) - CCI

4001 Weelaunee Road, Ellenwood, GA 30294

Phone: 404-244-7887

Vendor ID# 100782

Quarterly Scores (Grades)

Current Quarter Score (Grade)

Q1: 102.92 (A+)

Q2: 97.97 (A+)

104.24%

Q3: 104.24 (A+)

Q4: (N/A)

(A+)

Program Census Information:

Children in Care During Quarter: 6

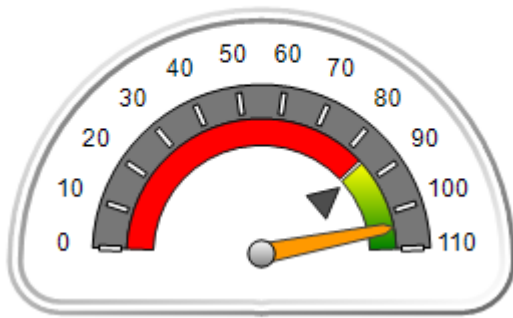
Placements During Quarter: 6

Children in Care On Last Day: 4

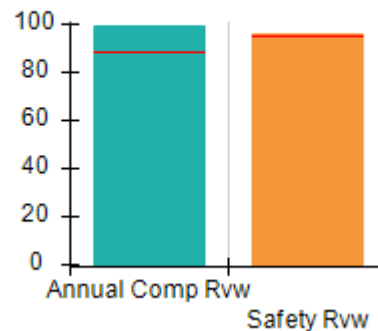
Quarterly Provider Comparisons to All CCIs

▼ — indicates average for all CCIs

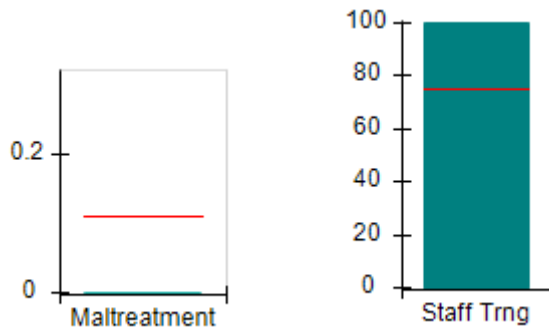
Overall Score (%)



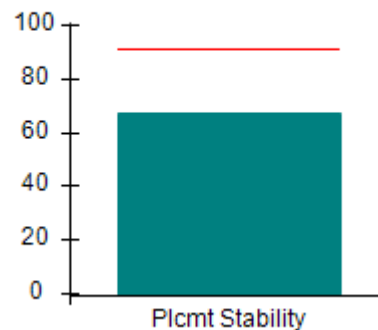
OPM Monitoring Reviews (%)



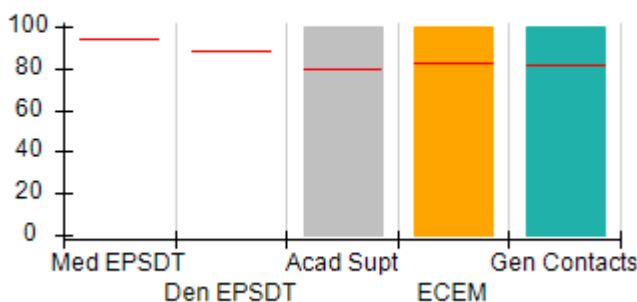
Safety Outcomes (%)



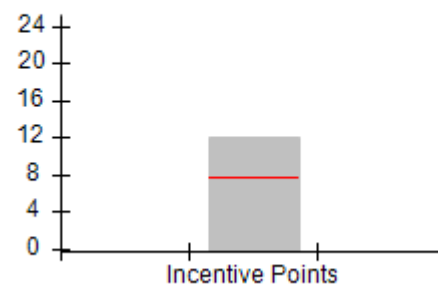
Permanency Outcomes (%)



Well-Being Outcomes (%)



Incentives Earned (Points)





DHS, DFCS, Office of Provider Management
Performance-Based Placement Measures
RBWO Provider GA+SCORECARD - CCI



Report Quarter: Q3 FY2017

Provider/Program Name: Little Debbie's Second Chance Home, Inc. - Ellenwood (966) - CCI				
4001 Weelaunee Road, Ellenwood, GA 30294		Quarterly Scores (Grades)		Current Quarter Score (Grade)
Phone: 404-244-7887		Q1: 102.92 (A+)	Q2: 97.97 (A+)	104.24% (A+)
Vendor ID# 100782		Q3: 104.24 (A+)	Q4: (N/A)	
Program Census Information:		# Children in Care During Quarter: 6	# Placements During Quarter: 6	# Children in Care On Last Day: 4
	Avg Performance All CCIs (%)	Provider Performance (%)*	Possible Points (Weight)	Provider Points Earned
OPM Monitoring Reviews				
Annual Comprehensive Reviews	89%	99%	25	24.75
Safety Reviews	95%	96%	15	14.44
Monitoring Sub-Total			40	39.19
CCI Safety Outcomes				
Incidence of Maltreatment	0.11%	No Substantiated Reports	10	10.00
Staff Training	75%	100%	10	10.00
Safety Sub-Total			20	20.00
CCI Permanency Outcomes				
Placement Stability	91%	67%	15	10.05
Permanency Sub-Total			15	10.05
CCI Well-Being Outcomes				
EPSDT Medical Visits	94%	Not Eligible		
EPSDT Dental Visits	88%	Not Eligible		
Academic Supports	79%	100%	4.4	4.41
Provider ECEM Visits	83%	100%	10.3	10.29
Provider General Contacts	81%	100%	10.3	10.29
Placements with Siblings	38%	100%	Not Scored	Not Scored
Placements within Legal County	15%	33%	Not Scored	Not Scored
Well-Being Sub-Total			25	25.00
*Performance calculation descriptions can be found in the FY 2017 RBWO PBP Measurements and Standards Guide.				

Monitoring & Outcomes: Possible Points = 100	Points Earned = 94.24
Score Before Incentives Credit	94.24%
Incentives Awarded	10.00 pts
PBP Verification	N/A pts
Total Score	104.24%



DHS, DFCS, Office of Provider Management
Performance-Based Placement Measures
RBWO Provider GA+SCORECARD - CCI



Report Quarter: Q3 FY2017

Provider/Program Name: Little Debbie's Second Chance Home, Inc. - Ellenwood (966) - CCI

Program Census Information:		# Children in Care During Quarter: 6	# Placements During Quarter: 6	# Children in Care On Last Day: 4
CCI Incentive Credits	Avg Performance All CCIs (Points)	Provider Performance (%)*	Possible Points (Weight)	Provider Points Earned
Early EPSDT Medical Visits		100%	2	2.00
Early EPSDT Dental Visits		100%	2	2.00
Permanency Contacts		None Planned	5	
Additional Academic Supports		100%	2	2.00
Active Agency Accreditation		50%	4	2.00
Staff Clinical Licensure		0%	5	0.00
Behavior Management (threshold = 0)		100%	4	4.00
Incentives Total	7.73		24	12.00
Maximum total combined incentive credit allowed is 10 points.			Incentives Awarded	10.00

*Performance calculation descriptions can be found in the FY 2017 RBWO PBP Measurements and Standards Guide.

Child Protective Services Investigations and Dispositions

The following investigations data, which is not used for scoring but is considered significant to a provider's performance, is from Georgia SHINES and is not considered final or complete until the end of the fiscal year.

Total Reports:	0
Number Screened In:	0
Number Screened Out:	0
Number Substantiated:	0
Number Unsubstantiated:	0
Number Active CPS Investigations:	0



DHS, DFCS, Office of Provider Management
Performance-Based Placement Measures
RBWO Provider GA+SCORECARD - CCI



Report Quarter: Q3 FY2017

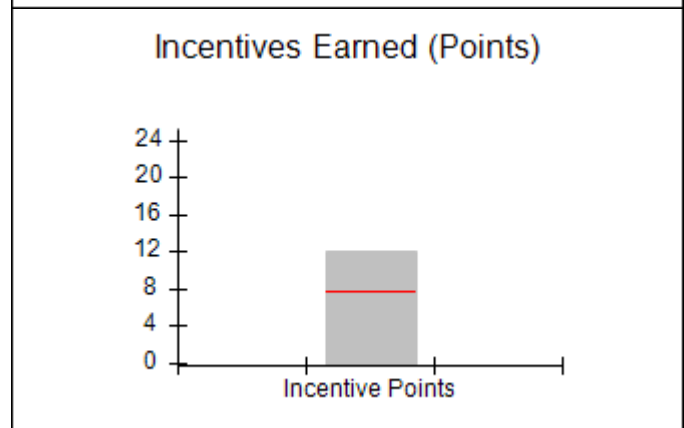
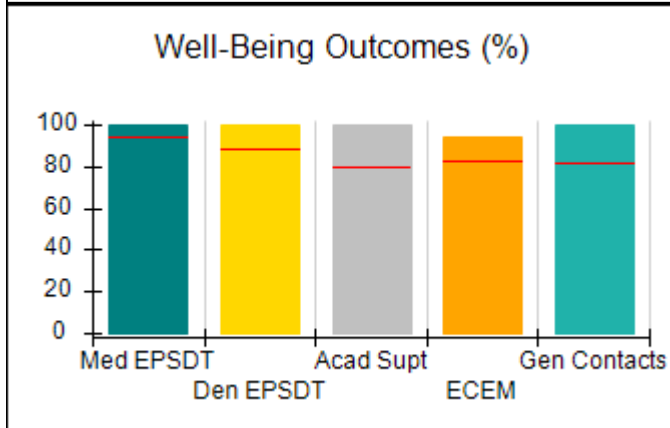
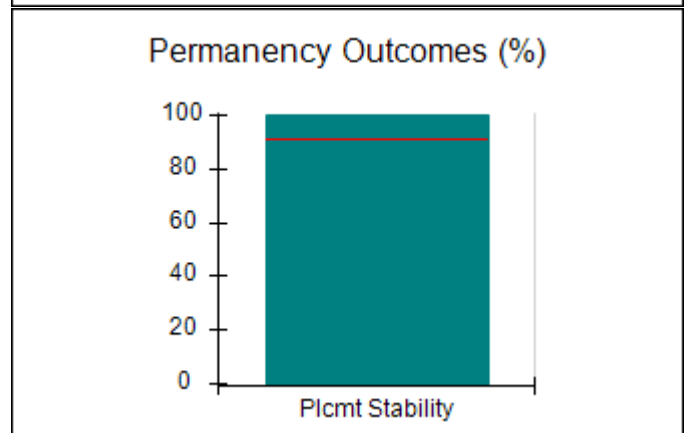
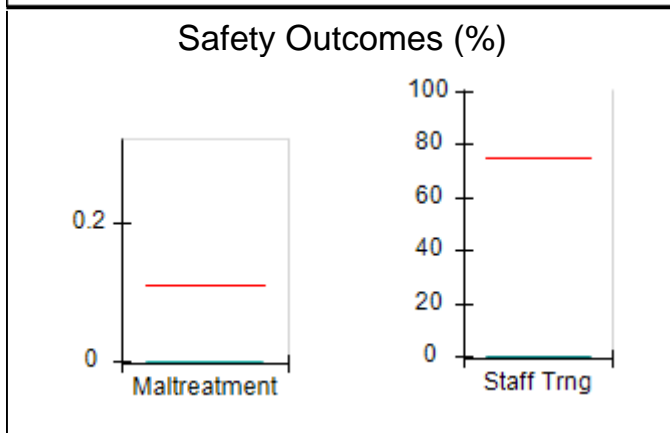
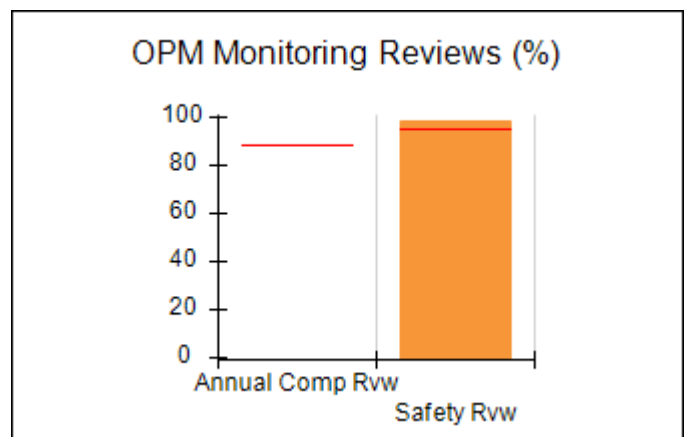
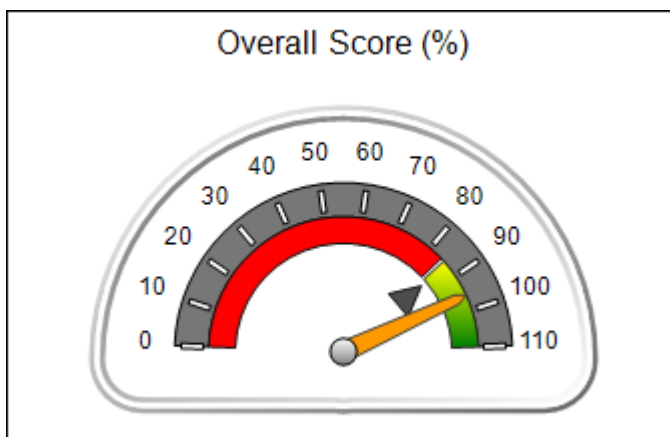
Provider/Program Name: Little Debbie's Second Chance Home, Inc. - Flakes Mill (5234) - CCI

4078 Flakes Mill Road, Decatur, GA 30034 Phone: 404-296-1311 Vendor ID# 122816	Quarterly Scores (Grades)		Current Quarter Score (Grade)
	Q1: 95.05 (A)	Q2: 91.62 (A-)	95.86%
	Q3: 95.86 (A)	Q4: (N/A)	(A)

Program Census Information:	# Children in Care During Quarter: 7	# Placements During Quarter: 7	# Children in Care On Last Day: 6
------------------------------------	---	---------------------------------------	--

Quarterly Provider Comparisons to All CCIs

▼ — indicates average for all CCIs





DHS, DFCS, Office of Provider Management
Performance-Based Placement Measures
RBWO Provider GA+SCORECARD - CCI



Report Quarter: Q3 FY2017

Provider/Program Name: Little Debbie's Second Chance Home, Inc. - Flakes Mill (5234) - CCI

4078 Flakes Mill Road, Decatur, GA 30034 Phone: 404-296-1311 Vendor ID# 122816	Quarterly Scores (Grades)		Current Quarter Score (Grade)
	Q1: 95.05 (A)	Q2: 91.62 (A-)	95.86%
	Q3: 95.86 (A)	Q4: (N/A)	(A)

Program Census Information:	# Children in Care During Quarter: 7	# Placements During Quarter: 7	# Children in Care On Last Day: 6
------------------------------------	---	---------------------------------------	--

	Avg Performance All CCIs (%)	Provider Performance (%)*	Possible Points (Weight)	Provider Points Earned
--	-------------------------------------	----------------------------------	---------------------------------	-------------------------------

OPM Monitoring Reviews

Annual Comprehensive Reviews	89%	Not Yet Conducted		
Safety Reviews	95%	99%	15	14.81
Monitoring Sub-Total			15	14.81

CCI Safety Outcomes

Incidence of Maltreatment	0.11%	No Substantiated Reports	10	10.00
Staff Training	75%	0%	10	0.00
Safety Sub-Total			20	10.00

CCI Permanency Outcomes

Placement Stability	91%	100%	15	15.00
Permanency Sub-Total			15	15.00

CCI Well-Being Outcomes

EPSDT Medical Visits	94%	100%	4	4.00
EPSDT Dental Visits	88%	100%	4	4.00
Academic Supports	79%	100%	3	3.00
Provider ECEM Visits	83%	94%	7	6.58
Provider General Contacts	81%	100%	7	7.00
Placements with Siblings	38%	50%	Not Scored	Not Scored
Placements within Legal County	15%	50%	Not Scored	Not Scored
Well-Being Sub-Total			25	24.58

*Performance calculation descriptions can be found in the FY 2017 RBWO PBP Measurements and Standards Guide.

Monitoring & Outcomes: Possible Points = 75		Points Earned = 64.39	
Score Before Incentives Credit		85.86%	
Incentives Awarded		10.00 pts	
PBP Verification		N/A pts	
Total Score		95.86%	



DHS, DFCS, Office of Provider Management
Performance-Based Placement Measures
RBWO Provider GA+SCORECARD - CCI



Report Quarter: Q3 FY2017

Provider/Program Name: Little Debbie's Second Chance Home, Inc. - Flakes Mill (5234) - CCI

Program Census Information:		# Children in Care During Quarter: 7	# Placements During Quarter: 7	# Children in Care On Last Day: 6
CCI Incentive Credits	Avg Performance All CCIs (Points)	Provider Performance (%)*	Possible Points (Weight)	Provider Points Earned
Early EPSDT Medical Visits		100%	2	2.00
Early EPSDT Dental Visits		100%	2	2.00
Permanency Contacts		None Planned	5	
Additional Academic Supports		100%	2	2.00
Active Agency Accreditation		50%	4	2.00
Staff Clinical Licensure		0%	5	0.00
Behavior Management (threshold = 0)		100%	4	4.00
Incentives Total	7.73		24	12.00
Maximum total combined incentive credit allowed is 10 points.			Incentives Awarded	10.00

*Performance calculation descriptions can be found in the FY 2017 RBWO PBP Measurements and Standards Guide.

Child Protective Services Investigations and Dispositions

The following investigations data, which is not used for scoring but is considered significant to a provider's performance, is from Georgia SHINES and is not considered final or complete until the end of the fiscal year.

Total Reports:	0
Number Screened In:	0
Number Screened Out:	0
Number Substantiated:	0
Number Unsubstantiated:	0
Number Active CPS Investigations:	0



DHS, DFCS, Office of Provider Management
Performance-Based Placement Measures
RBWO Provider GA+SCORECARD - CCI



Report Quarter: Q3 FY2017

Provider/Program Name: Little Debbie's Second Chance Home, Inc. - Joseph Ladder (5133) - CCI

411 Rays Road, Stone Mountain, GA 30088

Phone: 770-686-5169

Vendor ID# 111817

Quarterly Scores (Grades)

Q1: 105.81 (A+)

Q2: 104.09 (A+)

Q3: 106.51 (A+)

Q4: (N/A)

Current Quarter Score (Grade)

106.51%

(A+)

Program Census Information:

Children in Care During Quarter: 7

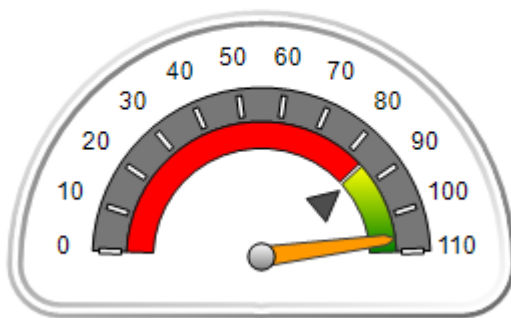
Placements During Quarter: 7

Children in Care On Last Day: 5

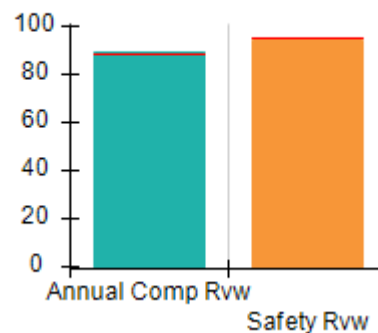
Quarterly Provider Comparisons to All CCIs

▼ — indicates average for all CCIs

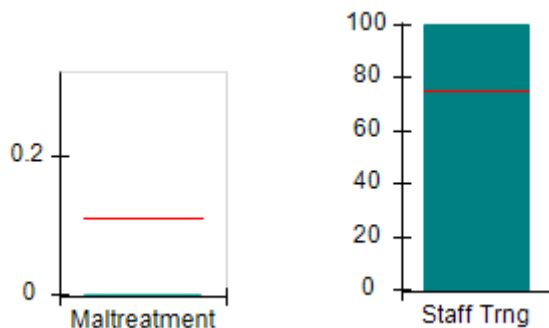
Overall Score (%)



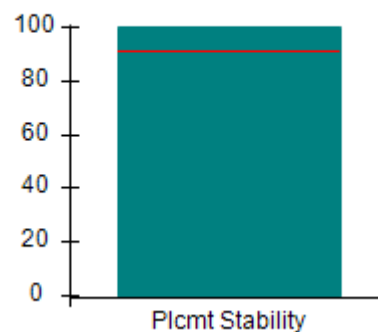
OPM Monitoring Reviews (%)



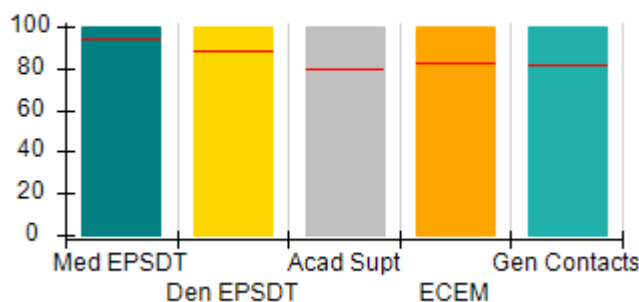
Safety Outcomes (%)



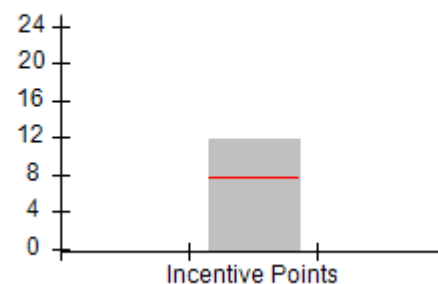
Permanency Outcomes (%)



Well-Being Outcomes (%)



Incentives Earned (Points)





DHS, DFCS, Office of Provider Management
Performance-Based Placement Measures
RBWO Provider GA+SCORECARD - CCI



Report Quarter: Q3 FY2017

Provider/Program Name: Little Debbie's Second Chance Home, Inc. - Joseph Ladder (5133) - CCI				
411 Rays Road, Stone Mountain, GA 30088		Quarterly Scores (Grades)		Current Quarter Score (Grade)
Phone: 770-686-5169		Q1: 105.81 (A+)	Q2: 104.09 (A+)	106.51%
Vendor ID# 111817		Q3: 106.51 (A+)	Q4: (N/A)	(A+)
Program Census Information:		# Children in Care During Quarter: 7	# Placements During Quarter: 7	# Children in Care On Last Day: 5
	Avg Performance All CCIs (%)	Provider Performance (%)*	Possible Points (Weight)	Provider Points Earned
OPM Monitoring Reviews				
Annual Comprehensive Reviews	89%	89%	25	22.33
Safety Reviews	95%	95%	15	14.18
Monitoring Sub-Total			40	36.51
CCI Safety Outcomes				
Incidence of Maltreatment	0.11%	No Substantiated Reports	10	10.00
Staff Training	75%	100%	10	10.00
Safety Sub-Total			20	20.00
CCI Permanency Outcomes				
Placement Stability	91%	100%	15	15.00
Permanency Sub-Total			15	15.00
CCI Well-Being Outcomes				
EPSDT Medical Visits	94%	100%	4	4.00
EPSDT Dental Visits	88%	100%	4	4.00
Academic Supports	79%	100%	3	3.00
Provider ECEM Visits	83%	100%	7	7.00
Provider General Contacts	81%	100%	7	7.00
Placements with Siblings	38%	0%	Not Scored	Not Scored
Placements within Legal County	15%	0%	Not Scored	Not Scored
Well-Being Sub-Total			25	25.00
*Performance calculation descriptions can be found in the FY 2017 RBWO PBP Measurements and Standards Guide.				

Monitoring & Outcomes: Possible Points = 100		Points Earned = 96.51	
Score Before Incentives Credit		96.51%	
Incentives Awarded		10.00 pts	
PBP Verification		N/A pts	
Total Score		106.51%	



DHS, DFCS, Office of Provider Management
Performance-Based Placement Measures
RBWO Provider GA+SCORECARD - CCI



Report Quarter: Q3 FY2017

Provider/Program Name: Little Debbie's Second Chance Home, Inc. - Joseph Ladder (5133) - CCI

Program Census Information:		# Children in Care During Quarter: 7	# Placements During Quarter: 7	# Children in Care On Last Day: 5
CCI Incentive Credits	Avg Performance All CCIs (Points)	Provider Performance (%)*	Possible Points (Weight)	Provider Points Earned
Early EPSDT Medical Visits		100%	2	2.00
Early EPSDT Dental Visits		100%	2	2.00
Permanency Contacts		None Planned	5	
Additional Academic Supports		94%	2	1.88
Active Agency Accreditation		50%	4	2.00
Staff Clinical Licensure		0%	5	0.00
Behavior Management (threshold = 0)		100%	4	4.00
Incentives Total	7.73		24	11.88
Maximum total combined incentive credit allowed is 10 points.			Incentives Awarded	10.00

*Performance calculation descriptions can be found in the FY 2017 RBWO PBP Measurements and Standards Guide.

Child Protective Services Investigations and Dispositions

The following investigations data, which is not used for scoring but is considered significant to a provider's performance, is from Georgia SHINES and is not considered final or complete until the end of the fiscal year.

Total Reports:	0
Number Screened In:	0
Number Screened Out:	0
Number Substantiated:	0
Number Unsubstantiated:	0
Number Active CPS Investigations:	0



DHS, DFCS, Office of Provider Management
Performance-Based Placement Measures
RBWO Provider GA+SCORECARD - CCI



Report Quarter: Q3 FY2017

Provider/Program Name: Little Debbie's Second Chance Home, Inc. - Maternity Home (5139) - CCI

2046 Stablewood Cove , Lithonia, GA 30058

Phone: 770-609-6380

Vendor ID# 114774

Quarterly Scores (Grades)

Current Quarter Score (Grade)

Q1: 100.23 (A+)

Q2: 96.77 (A)

109.30%

Q3: 109.30 (A+)

Q4: (N/A)

(A+)

Program Census Information:

Children in Care During Quarter: 3

Placements During Quarter: 3

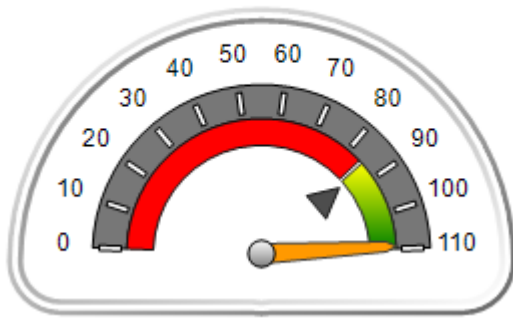
Children in Care On Last Day: 3

Quarterly Provider Comparisons to All CCIs

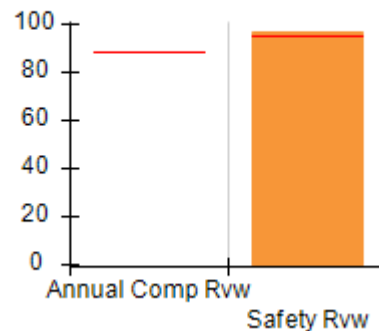


indicates average for all CCIs

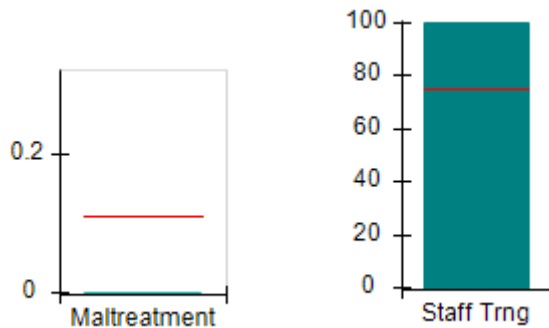
Overall Score (%)



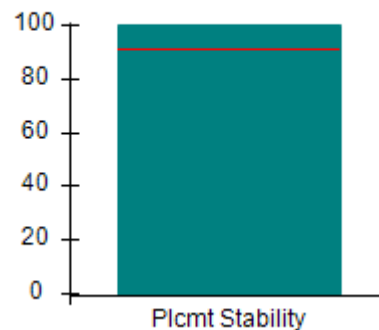
OPM Monitoring Reviews (%)



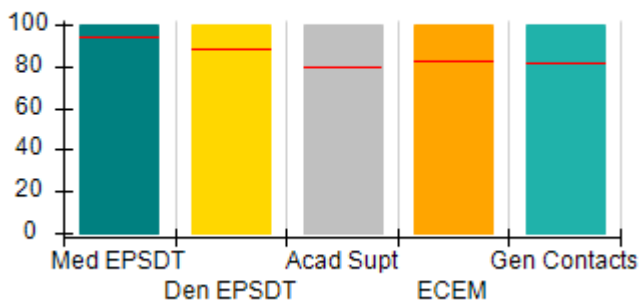
Safety Outcomes (%)



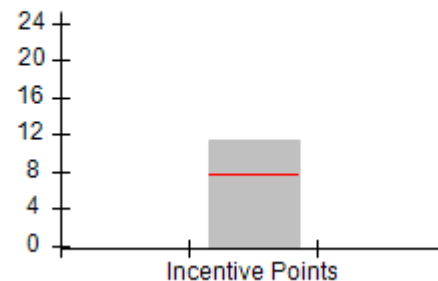
Permanency Outcomes (%)



Well-Being Outcomes (%)



Incentives Earned (Points)





DHS, DFCS, Office of Provider Management
Performance-Based Placement Measures
RBWO Provider GA+SCORECARD - CCI



Report Quarter: Q3 FY2017

Provider/Program Name: Little Debbie's Second Chance Home, Inc. - Maternity Home (5139) - CCI				
2046 Stablewood Cove , Lithonia, GA 30058		Quarterly Scores (Grades)		Current Quarter Score (Grade)
Phone: 770-609-6380		Q1: 100.23 (A+)	Q2: 96.77 (A)	109.30%
Vendor ID# 114774		Q3: 109.30 (A+)	Q4: (N/A)	(A+)
Program Census Information:		# Children in Care During Quarter: 3	# Placements During Quarter: 3	# Children in Care On Last Day: 3
	Avg Performance All CCIs (%)	Provider Performance (%)*	Possible Points (Weight)	Provider Points Earned
OPM Monitoring Reviews				
Annual Comprehensive Reviews	89%	Not Yet Conducted		
Safety Reviews	95%	97%	15	14.48
Monitoring Sub-Total			15	14.48
CCI Safety Outcomes				
Incidence of Maltreatment	0.11%	No Substantiated Reports	10	10.00
Staff Training	75%	100%	10	10.00
Safety Sub-Total			20	20.00
CCI Permanency Outcomes				
Placement Stability	91%	100%	15	15.00
Permanency Sub-Total			15	15.00
CCI Well-Being Outcomes				
EPSDT Medical Visits	94%	100%	4	4.00
EPSDT Dental Visits	88%	100%	4	4.00
Academic Supports	79%	100%	3	3.00
Provider ECEM Visits	83%	100%	7	7.00
Provider General Contacts	81%	100%	7	7.00
Placements with Siblings	38%	0%	Not Scored	Not Scored
Placements within Legal County	15%	Not Eligible	Not Scored	Not Scored
Well-Being Sub-Total			25	25.00
*Performance calculation descriptions can be found in the FY 2017 RBWO PBP Measurements and Standards Guide.				

Monitoring & Outcomes: Possible Points = 75		Points Earned = 74.48	
Score Before Incentives Credit			99.30%
Incentives Awarded			10.00 pts
PBP Verification			N/A pts
Total Score			109.30%



DHS, DFCS, Office of Provider Management
Performance-Based Placement Measures
RBWO Provider GA+SCORECARD - CCI



Report Quarter: Q3 FY2017

Provider/Program Name: Little Debbie's Second Chance Home, Inc. - Maternity Home (5139) - CCI

Program Census Information:		# Children in Care During Quarter: 3	# Placements During Quarter: 3	# Children in Care On Last Day: 3
CCI Incentive Credits	Avg Performance All CCIs (Points)	Provider Performance (%)*	Possible Points (Weight)	Provider Points Earned
Early EPSDT Medical Visits		100%	2	2.00
Early EPSDT Dental Visits		100%	2	2.00
Permanency Contacts		None Planned	5	
Additional Academic Supports		67%	2	1.34
Active Agency Accreditation		50%	4	2.00
Staff Clinical Licensure		0%	5	0.00
Behavior Management (threshold = 0)		100%	4	4.00
Incentives Total	7.73		24	11.34
Maximum total combined incentive credit allowed is 10 points.			Incentives Awarded	10.00

*Performance calculation descriptions can be found in the FY 2017 RBWO PBP Measurements and Standards Guide.

Child Protective Services Investigations and Dispositions

The following investigations data, which is not used for scoring but is considered significant to a provider's performance, is from Georgia SHINES and is not considered final or complete until the end of the fiscal year.

Total Reports:	0
Number Screened In:	0
Number Screened Out:	0
Number Substantiated:	0
Number Unsubstantiated:	0
Number Active CPS Investigations:	0



DHS, DFCS, Office of Provider Management
Performance-Based Placement Measures
RBWO Provider GA+SCORECARD - CCI



Report Quarter: Q3 FY2017

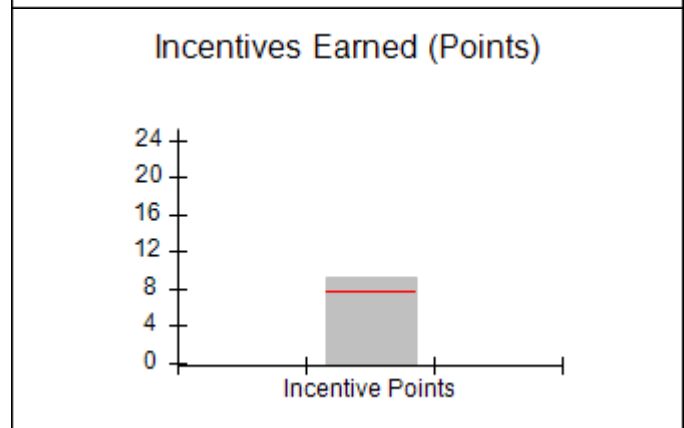
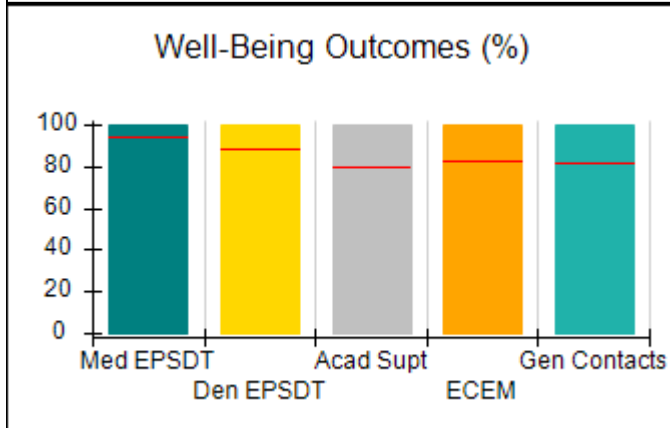
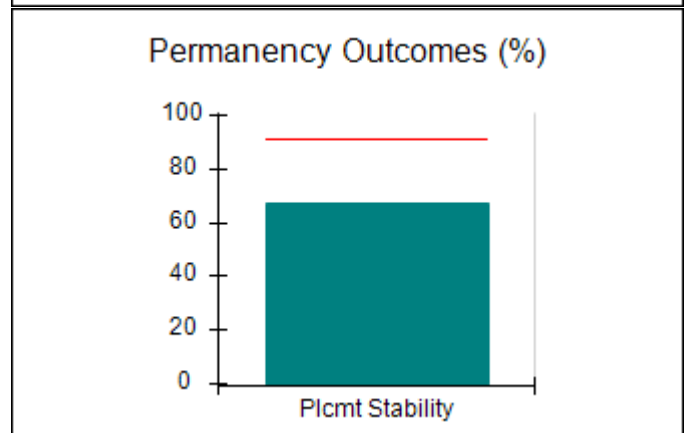
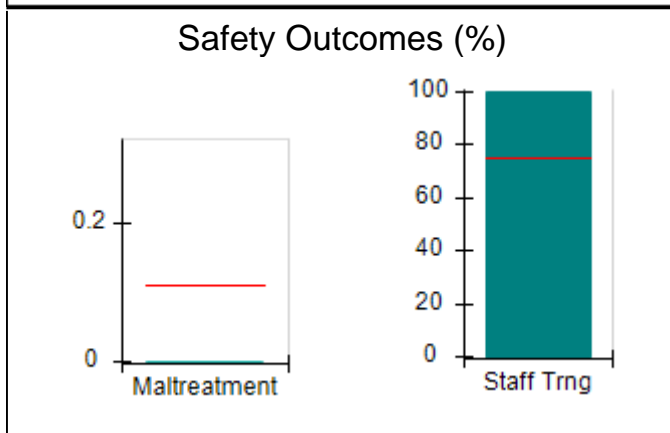
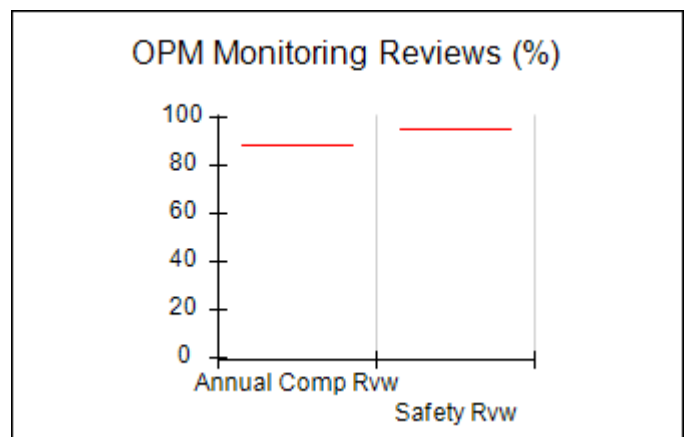
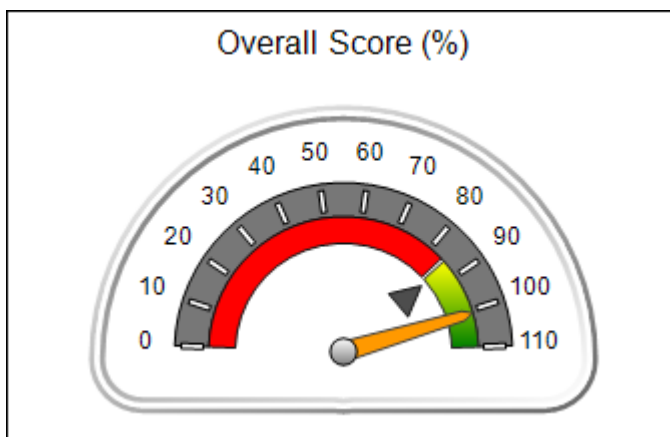
Provider/Program Name: Little Debbie's Second Chance Home, Inc. - Rocky Run (5228) - CCI

5107 Rocky Run, Stone Mountain, GA 30088 Phone: 404-296-1311 Vendor ID# 144119	Quarterly Scores (Grades)		Current Quarter Score (Grade)
	Q1: 87.45 (B+)	Q2: 103.13 (A+)	100.89% (A+)
	Q3: 100.89 (A+)	Q4: (N/A)	

Program Census Information:	# Children in Care During Quarter: 3	# Placements During Quarter: 3	# Children in Care On Last Day: 2
-----------------------------	--------------------------------------	--------------------------------	-----------------------------------

Quarterly Provider Comparisons to All CCIs

▼ — indicates average for all CCIs





DHS, DFCS, Office of Provider Management
Performance-Based Placement Measures
RBWO Provider GA+SCORECARD - CCI



Report Quarter: Q3 FY2017

Provider/Program Name: Little Debbie's Second Chance Home, Inc. - Rocky Run (5228) - CCI

5107 Rocky Run, Stone Mountain, GA 30088 Phone: 404-296-1311 Vendor ID# 144119	Quarterly Scores (Grades)		Current Quarter Score (Grade)
	Q1: 87.45 (B+)	Q2: 103.13 (A+)	100.89%
	Q3: 100.89 (A+)	Q4: (N/A)	(A+)

Program Census Information:	# Children in Care During Quarter: 3	# Placements During Quarter: 3	# Children in Care On Last Day: 2
------------------------------------	---	---------------------------------------	--

	Avg Performance All CCIs (%)	Provider Performance (%)*	Possible Points (Weight)	Provider Points Earned
--	-------------------------------------	----------------------------------	---------------------------------	-------------------------------

OPM Monitoring Reviews

Annual Comprehensive Reviews	89%	Not Yet Conducted		
Safety Reviews	95%	Not Yet Conducted		
Monitoring Sub-Total				0.00

CCI Safety Outcomes

Incidence of Maltreatment	0.11%	No Substantiated Reports	10	10.00
Staff Training	75%	100%	10	10.00
Safety Sub-Total			20	20.00

CCI Permanency Outcomes

Placement Stability	91%	67%	15	10.05
Permanency Sub-Total			15	10.05

CCI Well-Being Outcomes

EPSDT Medical Visits	94%	100%	4	4.00
EPSDT Dental Visits	88%	100%	4	4.00
Academic Supports	79%	100%	3	3.00
Provider ECEM Visits	83%	100%	7	7.00
Provider General Contacts	81%	100%	7	7.00
Placements with Siblings	38%	100%	Not Scored	Not Scored
Placements within Legal County	15%	100%	Not Scored	Not Scored
Well-Being Sub-Total			25	25.00

*Performance calculation descriptions can be found in the FY 2017 RBWO PBP Measurements and Standards Guide.

Monitoring & Outcomes: Possible Points = 60		Points Earned = 55.05	
Score Before Incentives Credit		91.75%	
Incentives Awarded		9.14 pts	
PBP Verification		N/A pts	
Total Score		100.89%	



DHS, DFCS, Office of Provider Management
Performance-Based Placement Measures
RBWO Provider GA+SCORECARD - CCI



Report Quarter: Q3 FY2017

Provider/Program Name: Little Debbie's Second Chance Home, Inc. - Rocky Run (5228) - CCI

Program Census Information:		# Children in Care During Quarter: 3	# Placements During Quarter: 3	# Children in Care On Last Day: 2
CCI Incentive Credits	Avg Performance All CCIs (Points)	Provider Performance (%)*	Possible Points (Weight)	Provider Points Earned
Early EPSDT Medical Visits		Not Eligible	2	
Early EPSDT Dental Visits		100%	2	2.00
Permanency Contacts		None Planned	5	
Additional Academic Supports		57%	2	1.14
Active Agency Accreditation		50%	4	2.00
Staff Clinical Licensure		0%	5	0.00
Behavior Management (threshold = 0)		100%	4	4.00
Incentives Total	7.73		24	9.14
Maximum total combined incentive credit allowed is 10 points.			Incentives Awarded	9.14

*Performance calculation descriptions can be found in the FY 2017 RBWO PBP Measurements and Standards Guide.

Child Protective Services Investigations and Dispositions

The following investigations data, which is not used for scoring but is considered significant to a provider's performance, is from Georgia SHINES and is not considered final or complete until the end of the fiscal year.

Total Reports:	0
Number Screened In:	0
Number Screened Out:	0
Number Substantiated:	0
Number Unsubstantiated:	0
Number Active CPS Investigations:	0



DHS, DFCS, Office of Provider Management
Performance-Based Placement Measures
RBWO Provider GA+SCORECARD - CCI



Report Quarter: Q3 FY2017

Provider/Program Name: Marcella's Community Safe House - (5173) - CCI

1286 Shuman Road, Statesboro, GA 30461

Phone: 912-587-7496

Vendor ID# 121477

Quarterly Scores (Grades)

Q1: 89.27 (B+)

Q2: 91.98 (A-)

Q3: 89.41 (B+)

Q4: (N/A)

Current Quarter Score (Grade)

89.41%

(B+)

Program Census Information:

Children in Care During
Quarter: 10

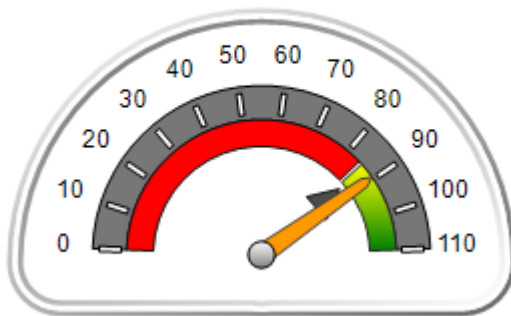
Placements During
Quarter: 10

Children in Care On Last
Day: 5

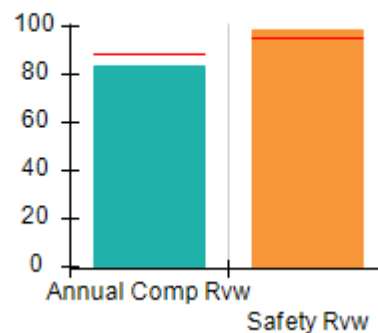
Quarterly Provider Comparisons to All CCIs

▼ — indicates average for all CCIs

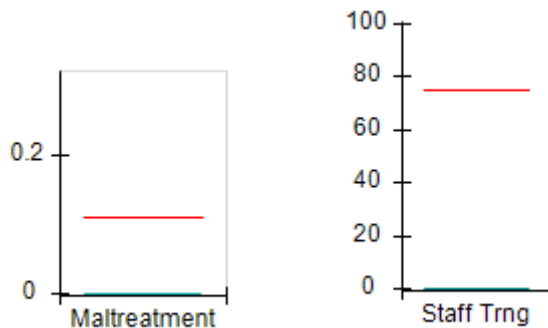
Overall Score (%)



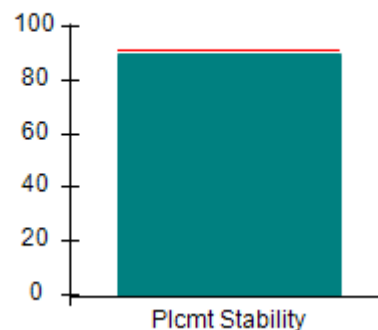
OPM Monitoring Reviews (%)



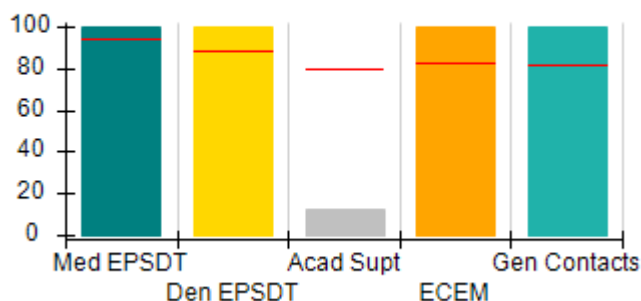
Safety Outcomes (%)



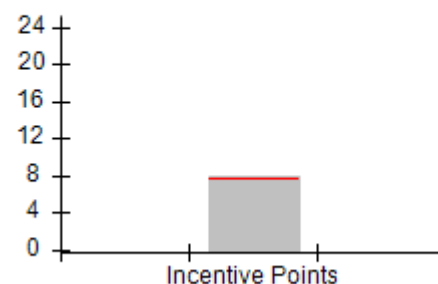
Permanency Outcomes (%)



Well-Being Outcomes (%)



Incentives Earned (Points)





DHS, DFCS, Office of Provider Management
Performance-Based Placement Measures
RBWO Provider GA+SCORECARD - CCI
Report Quarter: Q3 FY2017



Provider/Program Name: Marcella's Community Safe House - (5173) - CCI

1286 Shuman Road, Statesboro, GA 30461		Quarterly Scores (Grades)		Current Quarter Score (Grade)
Phone: 912-587-7496		Q1: 89.27 (B+)	Q2: 91.98 (A-)	89.41% (B+)
Vendor ID# 121477		Q3: 89.41 (B+)	Q4: (N/A)	
Program Census Information:		# Children in Care During Quarter: 10	# Placements During Quarter: 10	# Children in Care On Last Day: 5
	Avg Performance All CCIs (%)	Provider Performance (%)*	Possible Points (Weight)	Provider Points Earned
OPM Monitoring Reviews				
Annual Comprehensive Reviews	89%	83%	25	20.79
Safety Reviews	95%	98%	15	14.73
Monitoring Sub-Total			40	35.52
CCI Safety Outcomes				
Incidence of Maltreatment	0.11%	No Substantiated Reports	10	10.00
Staff Training	75%	0%	10	0.00
Safety Sub-Total			20	10.00
CCI Permanency Outcomes				
Placement Stability	91%	90%	15	13.50
Permanency Sub-Total			15	13.50
CCI Well-Being Outcomes				
EPSDT Medical Visits	94%	100%	4	4.00
EPSDT Dental Visits	88%	100%	4	4.00
Academic Supports	79%	13%	3	0.39
Provider ECEM Visits	83%	100%	7	7.00
Provider General Contacts	81%	100%	7	7.00
Placements with Siblings	38%	0%	Not Scored	Not Scored
Placements within Legal County	15%	0%	Not Scored	Not Scored
Well-Being Sub-Total			25	22.39
*Performance calculation descriptions can be found in the FY 2017 RBWO PBP Measurements and Standards Guide.				

Monitoring & Outcomes: Possible Points = 100	Points Earned = 81.41
Score Before Incentives Credit	81.41%
Incentives Awarded	8.00 pts
PBP Verification	N/A pts
Total Score	89.41%



DHS, DFCS, Office of Provider Management
Performance-Based Placement Measures
RBWO Provider GA+SCORECARD - CCI
Report Quarter: Q3 FY2017



Provider/Program Name: Marcella's Community Safe House - (5173) - CCI

Program Census Information:		# Children in Care During Quarter: 10	# Placements During Quarter: 10	# Children in Care On Last Day: 5
CCI Incentive Credits	Avg Performance All CCIs (Points)	Provider Performance (%)*	Possible Points (Weight)	Provider Points Earned
Early EPSDT Medical Visits		100%	2	2.00
Early EPSDT Dental Visits		100%	2	2.00
Permanency Contacts		0%	5	0.00
Additional Academic Supports		0%	2	0.00
Active Agency Accreditation		0%	4	0.00
Staff Clinical Licensure		0%	5	0.00
Behavior Management (threshold = 0)		100%	4	4.00
Incentives Total	7.73		24	8.00
Maximum total combined incentive credit allowed is 10 points.			Incentives Awarded	8.00

*Performance calculation descriptions can be found in the FY 2017 RBWO PBP Measurements and Standards Guide.

Child Protective Services Investigations and Dispositions

The following investigations data, which is not used for scoring but is considered significant to a provider's performance, is from Georgia SHINES and is not considered final or complete until the end of the fiscal year.

Total Reports:	0	
Number Screened In:	0	
Number Screened Out:	0	
Number Substantiated:	0	
Number Unsubstantiated:	0	
Number Active CPS Investigations:	0	



DHS, DFCS, Office of Provider Management
Performance-Based Placement Measures
RBWO Provider GA+SCORECARD - CCI



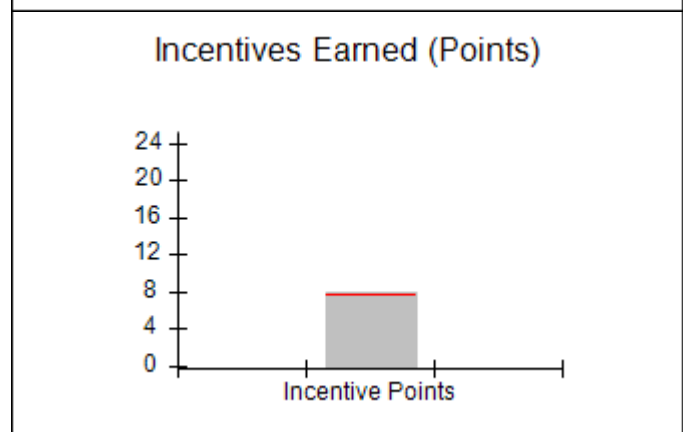
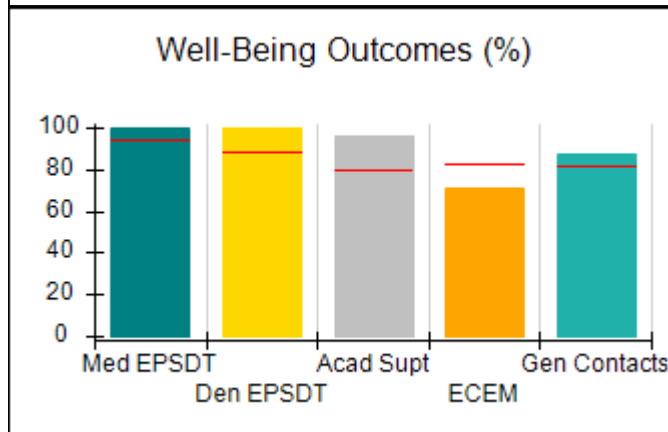
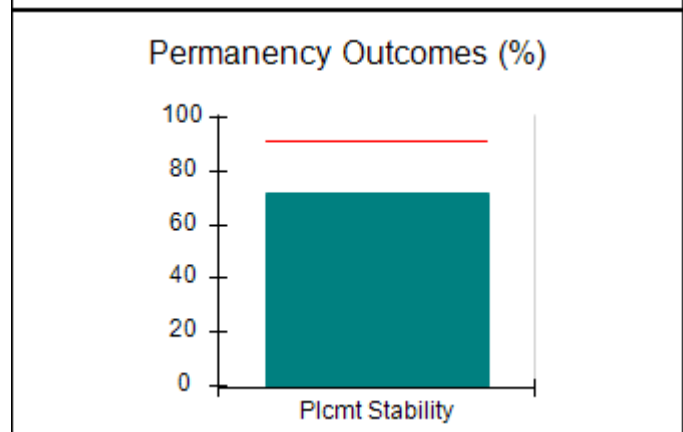
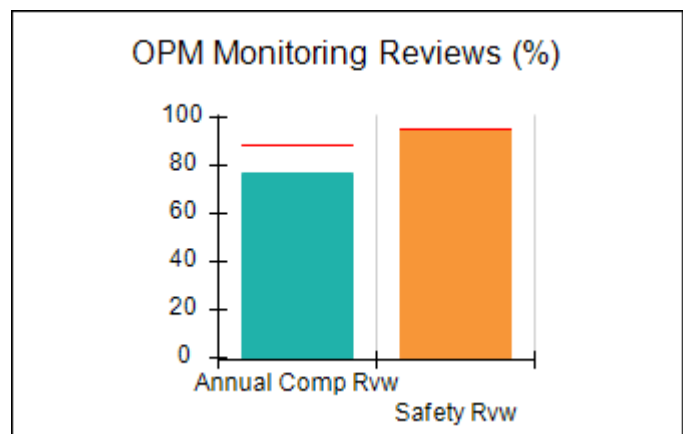
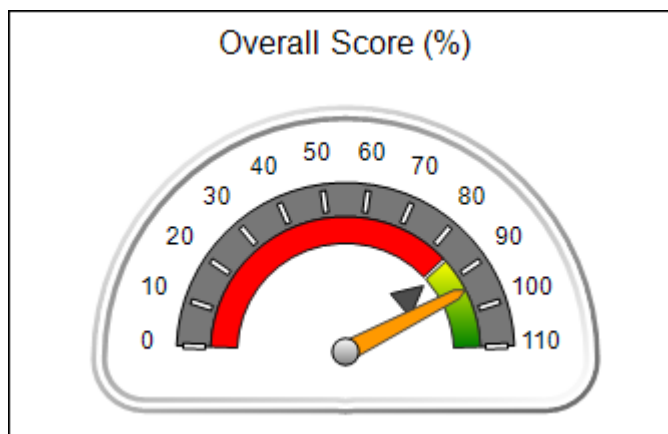
Report Quarter: Q3 FY2017

Provider/Program Name: Mentoring Youth Services - (5122) - CCI

2700 1st Avenue, Columbus, GA 31904 Phone: 706-984-0161 Vendor ID# 91958	Quarterly Scores (Grades)		Current Quarter Score (Grade)
	Q1: 93.61 (A-)	Q2: 91.45 (A-)	94.23% (A)
	Q3: 94.23 (A)	Q4: (N/A)	
Program Census Information:	# Children in Care During Quarter: 29	# Placements During Quarter: 30	# Children in Care On Last Day: 9

Quarterly Provider Comparisons to All CCIs

▼ — indicates average for all CCIs





DHS, DFCS, Office of Provider Management
Performance-Based Placement Measures
RBWO Provider GA+SCORECARD - CCI
Report Quarter: Q3 FY2017



Provider/Program Name: Mentoring Youth Services - (5122) - CCI

2700 1st Avenue, Columbus, GA 31904		Quarterly Scores (Grades)		Current Quarter Score (Grade)
Phone: 706-984-0161		Q1: 93.61 (A-)	Q2: 91.45 (A-)	94.23% (A)
Vendor ID# 91958		Q3: 94.23 (A)	Q4: (N/A)	
Program Census Information:		# Children in Care During Quarter: 29	# Placements During Quarter: 30	# Children in Care On Last Day: 9
	Avg Performance All CCIs (%)	Provider Performance (%)*	Possible Points (Weight)	Provider Points Earned
OPM Monitoring Reviews				
Annual Comprehensive Reviews	89%	77%	25	19.18
Safety Reviews	95%	95%	15	14.31
Monitoring Sub-Total			40	33.49
CCI Safety Outcomes				
Incidence of Maltreatment	0.11%	No Substantiated Reports	10	10.00
Staff Training	75%	100%	10	10.00
Safety Sub-Total			20	20.00
CCI Permanency Outcomes				
Placement Stability	91%	72%	15	10.80
Permanency Sub-Total			15	10.80
CCI Well-Being Outcomes				
EPSDT Medical Visits	94%	100%	4	4.00
EPSDT Dental Visits	88%	100%	4	4.00
Academic Supports	79%	96%	3	2.88
Provider ECEM Visits	83%	71%	7	4.97
Provider General Contacts	81%	87%	7	6.09
Placements with Siblings	38%	0%	Not Scored	Not Scored
Placements within Legal County	15%	0%	Not Scored	Not Scored
Well-Being Sub-Total			25	21.94
*Performance calculation descriptions can be found in the FY 2017 RBWO PBP Measurements and Standards Guide.				

Monitoring & Outcomes: Possible Points = 100	Points Earned = 86.23
Score Before Incentives Credit	86.23%
Incentives Awarded	8.00 pts
PBP Verification	N/A pts
Total Score	94.23%



DHS, DFCS, Office of Provider Management
Performance-Based Placement Measures
RBWO Provider GA+SCORECARD - CCI
Report Quarter: Q3 FY2017



Provider/Program Name: Mentoring Youth Services - (5122) - CCI

Program Census Information:		# Children in Care During Quarter: 29	# Placements During Quarter: 30	# Children in Care On Last Day: 9
CCI Incentive Credits	Avg Performance All CCIs (Points)	Provider Performance (%)*	Possible Points (Weight)	Provider Points Earned
Early EPSDT Medical Visits		100%	2	2.00
Early EPSDT Dental Visits		100%	2	2.00
Permanency Contacts		0%	5	0.00
Additional Academic Supports		0%	2	0.00
Active Agency Accreditation		0%	4	0.00
Staff Clinical Licensure		0%	5	0.00
Behavior Management (threshold = 0)		100%	4	4.00
Incentives Total	7.73		24	8.00
Maximum total combined incentive credit allowed is 10 points.			Incentives Awarded	8.00

*Performance calculation descriptions can be found in the FY 2017 RBWO PBP Measurements and Standards Guide.

Child Protective Services Investigations and Dispositions

The following investigations data, which is not used for scoring but is considered significant to a provider's performance, is from Georgia SHINES and is not considered final or complete until the end of the fiscal year.

Total Reports:	0	
Number Screened In:	0	
Number Screened Out:	0	
Number Substantiated:	0	
Number Unsubstantiated:	0	
Number Active CPS Investigations:	0	



DHS, DFCS, Office of Provider Management
Performance-Based Placement Measures
RBWO Provider GA+SCORECARD - CCI



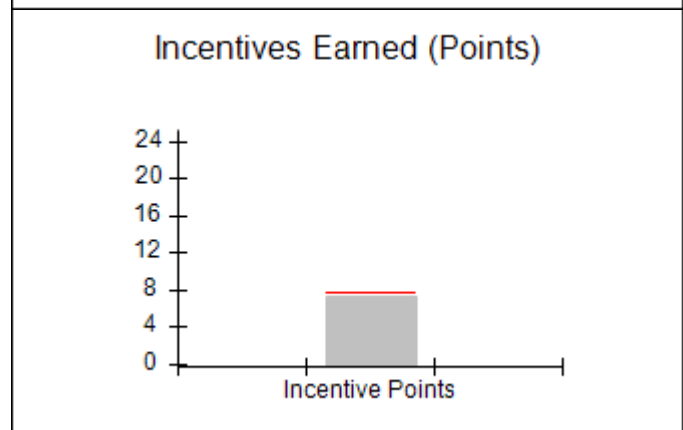
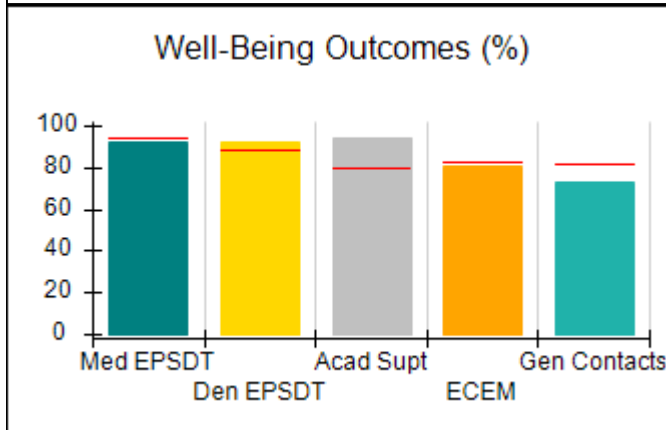
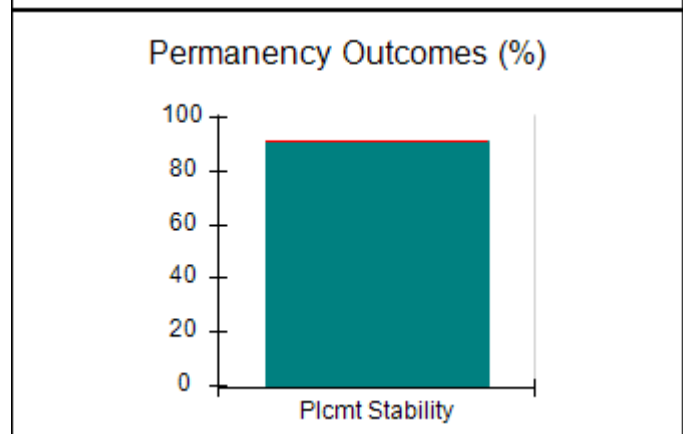
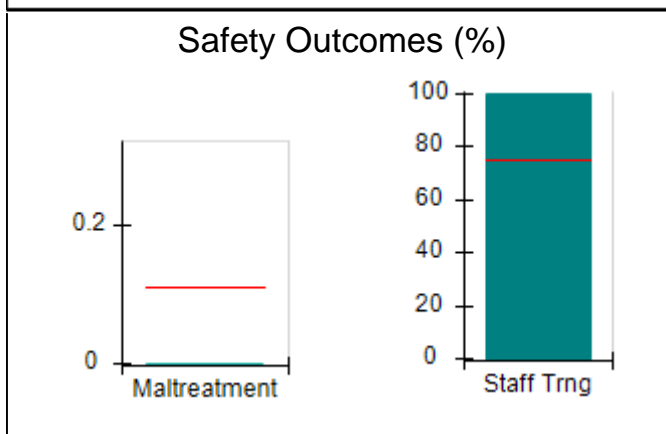
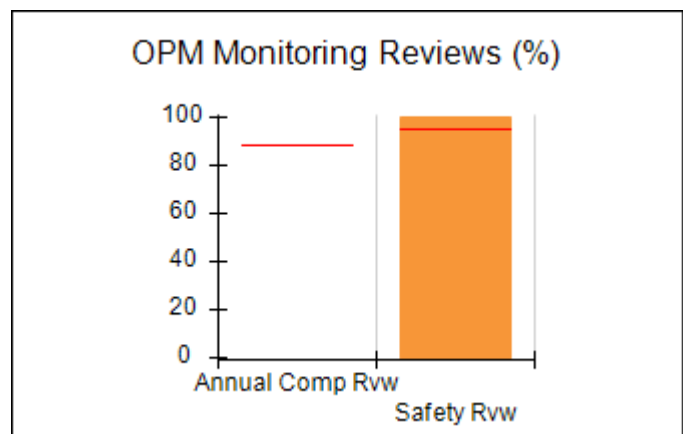
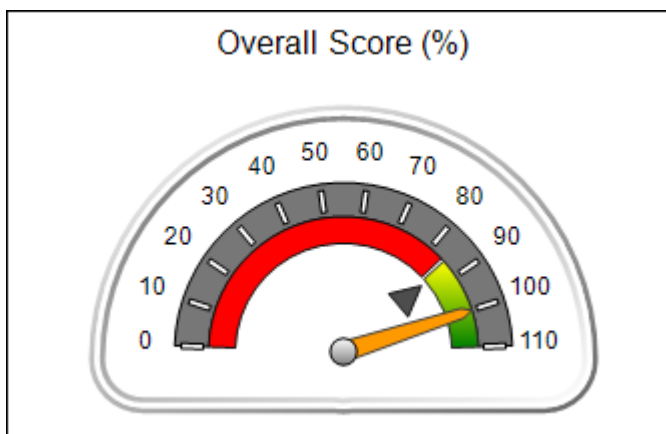
Report Quarter: Q3 FY2017

Provider/Program Name: Mentoring Youth Services - 6th Avenue (5226) - CCI

2021 6th Avenue, Columbus, GA 31904 Phone: 706-984-8633 Vendor ID# 118388	Quarterly Scores (Grades)		Current Quarter Score (Grade)
	Q1: 89.88 (B+)	Q2: 102.21 (A+)	100.09% (A+)
	Q3: 100.09 (A+)	Q4: (N/A)	
Program Census Information:	# Children in Care During Quarter: 23	# Placements During Quarter: 24	# Children in Care On Last Day: 9

Quarterly Provider Comparisons to All CCIs

▼ — indicates average for all CCIs





DHS, DFCS, Office of Provider Management
Performance-Based Placement Measures
RBWO Provider GA+SCORECARD - CCI



Report Quarter: Q3 FY2017

Provider/Program Name: Mentoring Youth Services - 6th Avenue (5226) - CCI

2021 6th Avenue, Columbus, GA 31904		Quarterly Scores (Grades)		Current Quarter Score (Grade)
Phone: 706-984-8633		Q1: 89.88 (B+)	Q2: 102.21 (A+)	100.09% (A+)
Vendor ID# 118388		Q3: 100.09 (A+)	Q4: (N/A)	
Program Census Information:		# Children in Care During Quarter: 23	# Placements During Quarter: 24	# Children in Care On Last Day: 9
	Avg Performance All CCIs (%)	Provider Performance (%)*	Possible Points (Weight)	Provider Points Earned
OPM Monitoring Reviews				
Annual Comprehensive Reviews	89%	Not Yet Conducted		
Safety Reviews	95%	100%	15	15.00
Monitoring Sub-Total			15	15.00
CCI Safety Outcomes				
Incidence of Maltreatment	0.11%	No Substantiated Reports	10	10.00
Staff Training	75%	100%	10	10.00
Safety Sub-Total			20	20.00
CCI Permanency Outcomes				
Placement Stability	91%	91%	15	13.65
Permanency Sub-Total			15	13.65
CCI Well-Being Outcomes				
EPSDT Medical Visits	94%	92%	4	3.68
EPSDT Dental Visits	88%	92%	4	3.68
Academic Supports	79%	94%	3	2.82
Provider ECEM Visits	83%	81%	7	5.67
Provider General Contacts	81%	73%	7	5.11
Placements with Siblings	38%	0%	Not Scored	Not Scored
Placements within Legal County	15%	0%	Not Scored	Not Scored
Well-Being Sub-Total			25	20.96
*Performance calculation descriptions can be found in the FY 2017 RBWO PBP Measurements and Standards Guide.				

Monitoring & Outcomes: Possible Points = 75	Points Earned = 69.61
Score Before Incentives Credit	92.81%
Incentives Awarded	7.28 pts
PBP Verification	N/A pts
Total Score	100.09%



DHS, DFCS, Office of Provider Management
Performance-Based Placement Measures
RBWO Provider GA+SCORECARD - CCI
Report Quarter: Q3 FY2017



Provider/Program Name: Mentoring Youth Services - 6th Avenue (5226) - CCI

Program Census Information:		# Children in Care During Quarter: 23	# Placements During Quarter: 24	# Children in Care On Last Day: 9
CCI Incentive Credits	Avg Performance All CCIs (Points)	Provider Performance (%)*	Possible Points (Weight)	Provider Points Earned
Early EPSDT Medical Visits		89%	2	1.78
Early EPSDT Dental Visits		75%	2	1.50
Permanency Contacts		0%	5	0.00
Additional Academic Supports		0%	2	0.00
Active Agency Accreditation		0%	4	0.00
Staff Clinical Licensure		0%	5	0.00
Behavior Management (threshold = 0)		100%	4	4.00
Incentives Total	7.73		24	7.28
Maximum total combined incentive credit allowed is 10 points.			Incentives Awarded	7.28

*Performance calculation descriptions can be found in the FY 2017 RBWO PBP Measurements and Standards Guide.

Child Protective Services Investigations and Dispositions

The following investigations data, which is not used for scoring but is considered significant to a provider's performance, is from Georgia SHINES and is not considered final or complete until the end of the fiscal year.

Total Reports:	1
Number Screened In:	0
Number Screened Out:	1
Number Substantiated:	0
Number Unsubstantiated:	1
Number Active CPS Investigations:	-1



DHS, DFCS, Office of Provider Management
Performance-Based Placement Measures
RBWO Provider GA+SCORECARD - CCI



Report Quarter: Q3 FY2017

Provider/Program Name: Methodist Home for Children & Youth, The - Arabella (1016) - CCI

9308 GA Hwy 85, Waverly Hall, GA 31831

Phone: 706-582-3843

Vendor ID# 71217

Quarterly Scores (Grades)

Current Quarter Score (Grade)

Q1: 99.08 (A+)

Q2: 100.55 (A+)

101.52%

Q3: 101.52 (A+)

Q4: (N/A)

(A+)

Program Census Information:

Children in Care During Quarter: 12

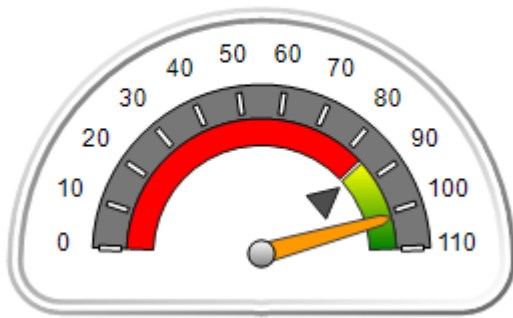
Placements During Quarter: 12

Children in Care On Last Day: 10

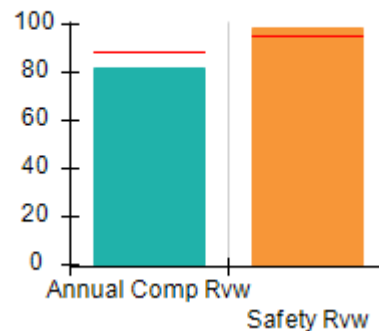
Quarterly Provider Comparisons to All CCIs

▼ indicates average for all CCIs

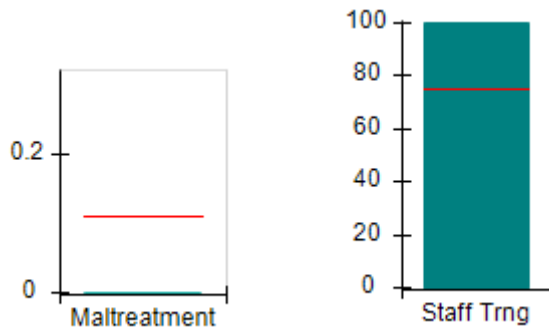
Overall Score (%)



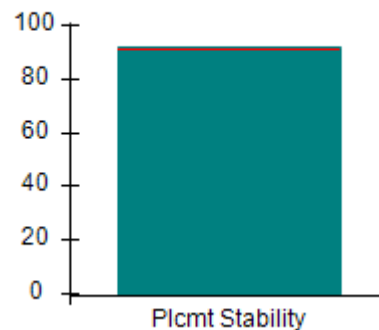
OPM Monitoring Reviews (%)



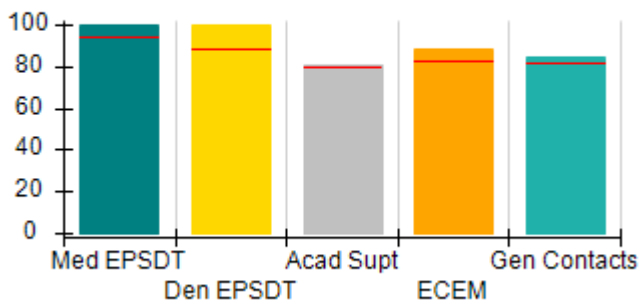
Safety Outcomes (%)



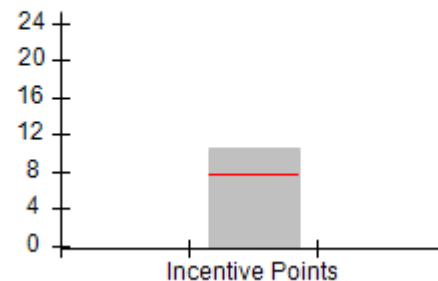
Permanency Outcomes (%)



Well-Being Outcomes (%)



Incentives Earned (Points)





DHS, DFCS, Office of Provider Management
Performance-Based Placement Measures
RBWO Provider GA+SCORECARD - CCI



Report Quarter: Q3 FY2017

Provider/Program Name: Methodist Home for Children & Youth, The - Arabella (1016) - CCI				
9308 GA Hwy 85, Waverly Hall, GA 31831		Quarterly Scores (Grades)		Current Quarter Score (Grade)
Phone: 706-582-3843		Q1: 99.08 (A+)	Q2: 100.55 (A+)	101.52% (A+)
Vendor ID# 71217		Q3: 101.52 (A+)	Q4: (N/A)	
Program Census Information:		# Children in Care During Quarter: 12	# Placements During Quarter: 12	# Children in Care On Last Day: 10
	Avg Performance All CCIs (%)	Provider Performance (%)*	Possible Points (Weight)	Provider Points Earned
OPM Monitoring Reviews				
Annual Comprehensive Reviews	89%	82%	25	20.51
Safety Reviews	95%	98%	15	14.74
Monitoring Sub-Total			40	35.25
CCI Safety Outcomes				
Incidence of Maltreatment	0.11%	No Substantiated Reports	10	10.00
Staff Training	75%	100%	10	10.00
Safety Sub-Total			20	20.00
CCI Permanency Outcomes				
Placement Stability	91%	92%	15	13.80
Permanency Sub-Total			15	13.80
CCI Well-Being Outcomes				
EPSDT Medical Visits	94%	100%	4	4.00
EPSDT Dental Visits	88%	100%	4	4.00
Academic Supports	79%	81%	3	2.43
Provider ECEM Visits	83%	88%	7	6.16
Provider General Contacts	81%	84%	7	5.88
Placements with Siblings	38%	60%	Not Scored	Not Scored
Placements within Legal County	15%	0%	Not Scored	Not Scored
Well-Being Sub-Total			25	22.47
*Performance calculation descriptions can be found in the FY 2017 RBWO PBP Measurements and Standards Guide.				

Monitoring & Outcomes: Possible Points = 100	Points Earned = 91.52
Score Before Incentives Credit	91.52%
Incentives Awarded	10.00 pts
PBP Verification	N/A pts
Total Score	101.52%



DHS, DFCS, Office of Provider Management
Performance-Based Placement Measures
RBWO Provider GA+SCORECARD - CCI



Report Quarter: Q3 FY2017

Provider/Program Name: Methodist Home for Children & Youth, The - Arabella (1016) - CCI

Program Census Information:		# Children in Care During Quarter: 12	# Placements During Quarter: 12	# Children in Care On Last Day: 10
CCI Incentive Credits	Avg Performance All CCIs (Points)	Provider Performance (%)*	Possible Points (Weight)	Provider Points Earned
Early EPSDT Medical Visits		100%	2	2.00
Early EPSDT Dental Visits		100%	2	2.00
Permanency Contacts		None Planned	5	
Additional Academic Supports		25%	2	0.50
Active Agency Accreditation		50%	4	2.00
Staff Clinical Licensure		0%	5	0.00
Behavior Management (threshold = 0)		100%	4	4.00
Incentives Total	7.73		24	10.50
Maximum total combined incentive credit allowed is 10 points.			Incentives Awarded	10.00

*Performance calculation descriptions can be found in the FY 2017 RBWO PBP Measurements and Standards Guide.

Child Protective Services Investigations and Dispositions

The following investigations data, which is not used for scoring but is considered significant to a provider's performance, is from Georgia SHINES and is not considered final or complete until the end of the fiscal year.

Total Reports:	0
Number Screened In:	0
Number Screened Out:	0
Number Substantiated:	0
Number Unsubstantiated:	0
Number Active CPS Investigations:	0



DHS, DFCS, Office of Provider Management
Performance-Based Placement Measures
RBWO Provider GA+SCORECARD - CCI



Report Quarter: Q3 FY2017

Provider/Program Name: Methodist Home for Children & Youth, The - dba Americus Group Home (749) - CCI

102 Mill Creek Rd., Americus, GA 31709

Phone: 229-924-9550

Vendor ID# 35463

Quarterly Scores (Grades)

Current Quarter Score (Grade)

Q1: 99.77 (A+)

Q2: 101.73 (A+)

92.23%

Q3: 92.23 (A-)

Q4: (N/A)

(A-)

Program Census Information:

Children in Care During Quarter: 16

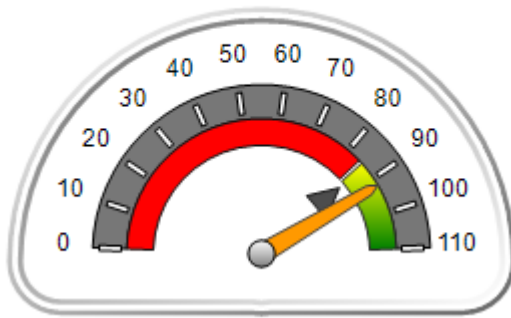
Placements During Quarter: 16

Children in Care On Last Day: 10

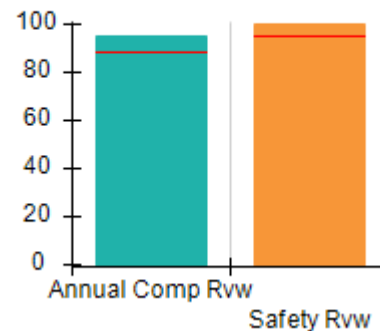
Quarterly Provider Comparisons to All CCIs

▼ — indicates average for all CCIs

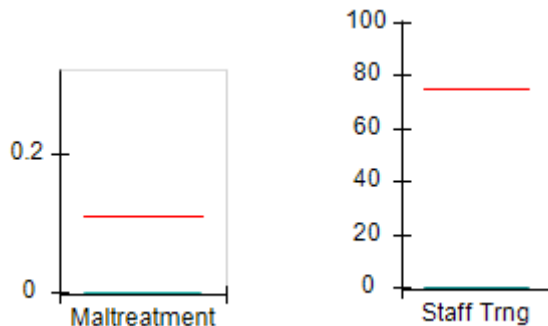
Overall Score (%)



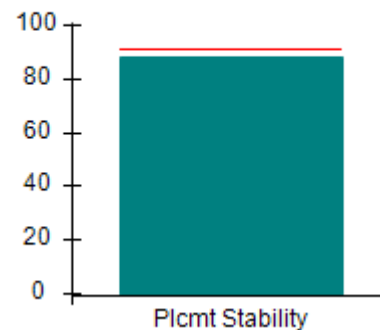
OPM Monitoring Reviews (%)



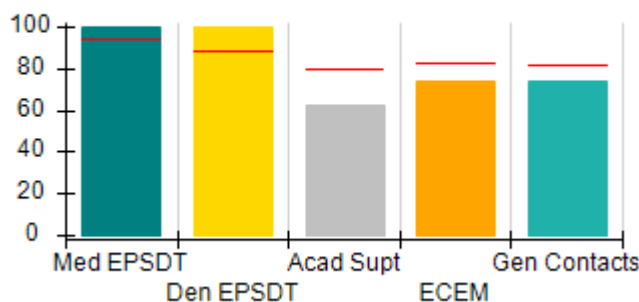
Safety Outcomes (%)



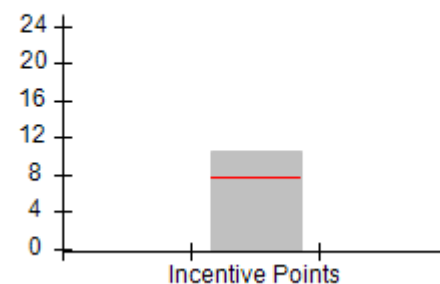
Permanency Outcomes (%)



Well-Being Outcomes (%)



Incentives Earned (Points)





DHS, DFCS, Office of Provider Management
Performance-Based Placement Measures
RBWO Provider GA+SCORECARD - CCI



Report Quarter: Q3 FY2017

Provider/Program Name: Methodist Home for Children & Youth, The - dba Americus Group Home (749) - CCI				
102 Mill Creek Rd., Americus, GA 31709		Quarterly Scores (Grades)		Current Quarter Score (Grade)
Phone: 229-924-9550		Q1: 99.77 (A+)	Q2: 101.73 (A+)	92.23% (A-)
Vendor ID# 35463		Q3: 92.23 (A-)	Q4: (N/A)	
Program Census Information:		# Children in Care During Quarter: 16	# Placements During Quarter: 16	# Children in Care On Last Day: 10
	Avg Performance All CCIs (%)	Provider Performance (%)*	Possible Points (Weight)	Provider Points Earned
OPM Monitoring Reviews				
Annual Comprehensive Reviews	89%	95%	25	23.81
Safety Reviews	95%	100%	15	15.00
Monitoring Sub-Total			40	38.81
CCI Safety Outcomes				
Incidence of Maltreatment	0.11%	No Substantiated Reports	10	10.00
Staff Training	75%	0%	10	0.00
Safety Sub-Total			20	10.00
CCI Permanency Outcomes				
Placement Stability	91%	88%	15	13.20
Permanency Sub-Total			15	13.20
CCI Well-Being Outcomes				
EPSDT Medical Visits	94%	100%	4	4.00
EPSDT Dental Visits	88%	100%	4	4.00
Academic Supports	79%	62%	3	1.86
Provider ECEM Visits	83%	74%	7	5.18
Provider General Contacts	81%	74%	7	5.18
Placements with Siblings	38%	0%	Not Scored	Not Scored
Placements within Legal County	15%	0%	Not Scored	Not Scored
Well-Being Sub-Total			25	20.22
*Performance calculation descriptions can be found in the FY 2017 RBWO PBP Measurements and Standards Guide.				

Monitoring & Outcomes: Possible Points = 100	Points Earned = 82.23
Score Before Incentives Credit	82.23%
Incentives Awarded	10.00 pts
PBP Verification	N/A pts
Total Score	92.23%



DHS, DFCS, Office of Provider Management
Performance-Based Placement Measures
RBWO Provider GA+SCORECARD - CCI



Report Quarter: Q3 FY2017

Provider/Program Name: Methodist Home for Children & Youth, The - dba Americus Group Home (749) - CCI

Program Census Information:		# Children in Care During Quarter: 16	# Placements During Quarter: 16	# Children in Care On Last Day: 10
CCI Incentive Credits	Avg Performance All CCIs (Points)	Provider Performance (%)*	Possible Points (Weight)	Provider Points Earned
Early EPSDT Medical Visits		100%	2	2.00
Early EPSDT Dental Visits		100%	2	2.00
Permanency Contacts		0%	5	0.00
Additional Academic Supports		30%	2	0.60
Active Agency Accreditation		50%	4	2.00
Staff Clinical Licensure		0%	5	0.00
Behavior Management (threshold = 0)		100%	4	4.00
Incentives Total	7.73		24	10.60
Maximum total combined incentive credit allowed is 10 points.			Incentives Awarded	10.00

*Performance calculation descriptions can be found in the FY 2017 RBWO PBP Measurements and Standards Guide.

Child Protective Services Investigations and Dispositions

The following investigations data, which is not used for scoring but is considered significant to a provider's performance, is from Georgia SHINES and is not considered final or complete until the end of the fiscal year.

Total Reports:	5
Number Screened In:	0
Number Screened Out:	5
Number Substantiated:	0
Number Unsubstantiated:	0
Number Active CPS Investigations:	0



DHS, DFCS, Office of Provider Management
Performance-Based Placement Measures
RBWO Provider GA+SCORECARD - CCI



Report Quarter: Q3 FY2017

Provider/Program Name: Methodist Home for Children & Youth, The - dba St. Marys Group Home (750) - CCI

3296 Winding Road, St. Marys, GA 31558

Phone: 912-882-7770

Vendor ID# 35459

Quarterly Scores (Grades)

Q1: 105.64 (A+)

Q2: 105.74 (A+)

Q3: 107.10 (A+)

Q4: (N/A)

Current Quarter Score (Grade)

107.10%

(A+)

Program Census Information:

Children in Care During Quarter: 11

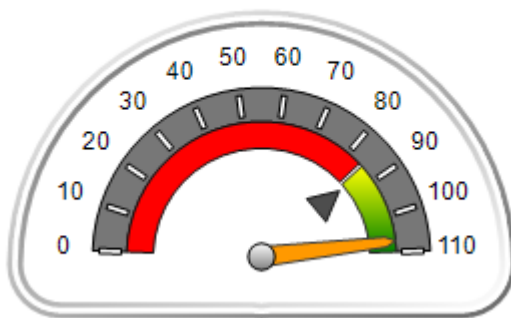
Placements During Quarter: 11

Children in Care On Last Day: 11

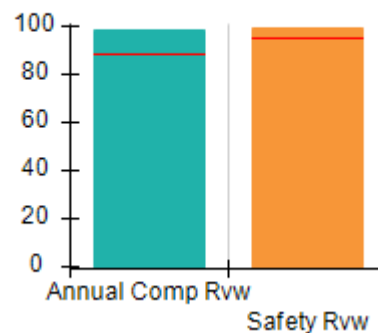
Quarterly Provider Comparisons to All CCIs

▼ indicates average for all CCIs

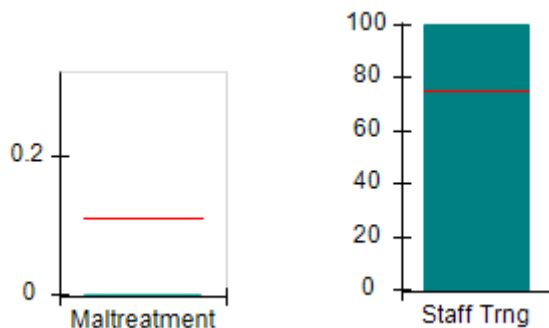
Overall Score (%)



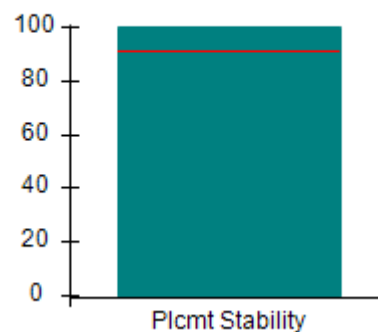
OPM Monitoring Reviews (%)



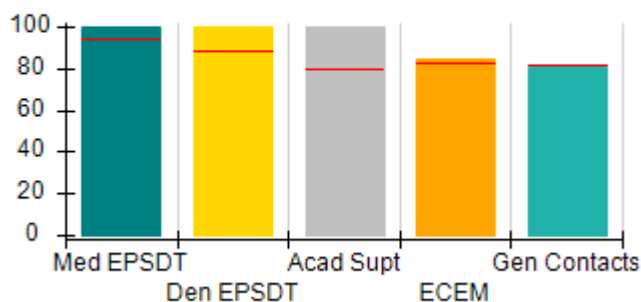
Safety Outcomes (%)



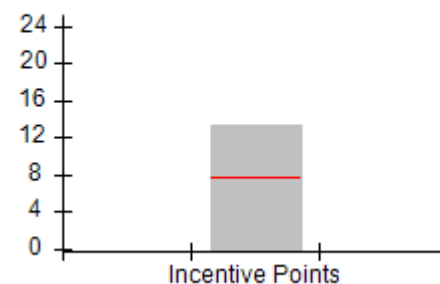
Permanency Outcomes (%)



Well-Being Outcomes (%)



Incentives Earned (Points)





DHS, DFCS, Office of Provider Management
Performance-Based Placement Measures
RBWO Provider GA+SCORECARD - CCI



Report Quarter: Q3 FY2017

Provider/Program Name: Methodist Home for Children & Youth, The - dba St. Marys Group Home (750) - CCI				
3296 Winding Road, St. Marys, GA 31558		Quarterly Scores (Grades)		Current Quarter Score (Grade)
Phone: 912-882-7770		Q1: 105.64 (A+)	Q2: 105.74 (A+)	107.10% (A+)
Vendor ID# 35459		Q3: 107.10 (A+)	Q4: (N/A)	
Program Census Information:		# Children in Care During Quarter: 11	# Placements During Quarter: 11	# Children in Care On Last Day: 11
	Avg Performance All CCIs (%)	Provider Performance (%)*	Possible Points (Weight)	Provider Points Earned
OPM Monitoring Reviews				
Annual Comprehensive Reviews	89%	99%	25	24.66
Safety Reviews	95%	99%	15	14.90
Monitoring Sub-Total			40	39.55
CCI Safety Outcomes				
Incidence of Maltreatment	0.11%	No Substantiated Reports	10	10.00
Staff Training	75%	100%	10	10.00
Safety Sub-Total			20	20.00
CCI Permanency Outcomes				
Placement Stability	91%	100%	15	15.00
Permanency Sub-Total			15	15.00
CCI Well-Being Outcomes				
EPSDT Medical Visits	94%	100%	4	4.00
EPSDT Dental Visits	88%	100%	4	4.00
Academic Supports	79%	100%	3	3.00
Provider ECEM Visits	83%	84%	7	5.88
Provider General Contacts	81%	81%	7	5.67
Placements with Siblings	38%	30%	Not Scored	Not Scored
Placements within Legal County	15%	33%	Not Scored	Not Scored
Well-Being Sub-Total			25	22.55
*Performance calculation descriptions can be found in the FY 2017 RBWO PBP Measurements and Standards Guide.				

Monitoring & Outcomes: Possible Points = 100	Points Earned = 97.10
Score Before Incentives Credit	97.10%
Incentives Awarded	10.00 pts
PBP Verification	N/A pts
Total Score	107.10%



DHS, DFCS, Office of Provider Management
Performance-Based Placement Measures
RBWO Provider GA+SCORECARD - CCI



Report Quarter: Q3 FY2017

Provider/Program Name: Methodist Home for Children & Youth, The - dba St. Marys Group Home (750) - CCI

Program Census Information:		# Children in Care During Quarter: 11	# Placements During Quarter: 11	# Children in Care On Last Day: 11
CCI Incentive Credits	Avg Performance All CCIs (Points)	Provider Performance (%)*	Possible Points (Weight)	Provider Points Earned
Early EPSDT Medical Visits		100%	2	2.00
Early EPSDT Dental Visits		100%	2	2.00
Permanency Contacts		67%	5	3.35
Additional Academic Supports		0%	2	0.00
Active Agency Accreditation		50%	4	2.00
Staff Clinical Licensure		0%	5	0.00
Behavior Management (threshold = 0)		100%	4	4.00
Incentives Total	7.73		24	13.35
Maximum total combined incentive credit allowed is 10 points.			Incentives Awarded	10.00

*Performance calculation descriptions can be found in the FY 2017 RBWO PBP Measurements and Standards Guide.

Child Protective Services Investigations and Dispositions

The following investigations data, which is not used for scoring but is considered significant to a provider's performance, is from Georgia SHINES and is not considered final or complete until the end of the fiscal year.

Total Reports:	0
Number Screened In:	0
Number Screened Out:	0
Number Substantiated:	0
Number Unsubstantiated:	0
Number Active CPS Investigations:	0



DHS, DFCS, Office of Provider Management
Performance-Based Placement Measures
RBWO Provider GA+SCORECARD - CCI



Report Quarter: Q3 FY2017

Provider/Program Name: Methodist Home for Children & Youth, The - dba Valdosta Group Home (752) - CCI

2545 East Park Ave., Valdosta, GA 31605

Phone: 229-247-5100

Vendor ID# 35466

Quarterly Scores (Grades)

Q1: 102.66 (A+)

Q2: 99.12 (A+)

Q3: 107.87 (A+)

Q4: (N/A)

Current Quarter Score (Grade)

107.87%

(A+)

Program Census Information:

Children in Care During Quarter: 13

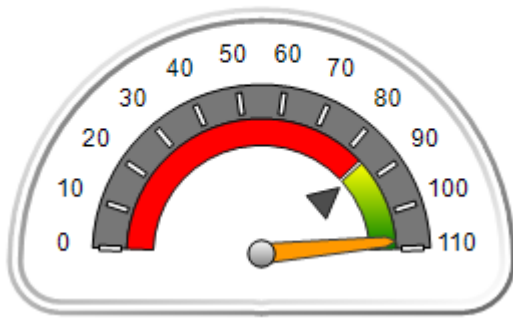
Placements During Quarter: 13

Children in Care On Last Day: 12

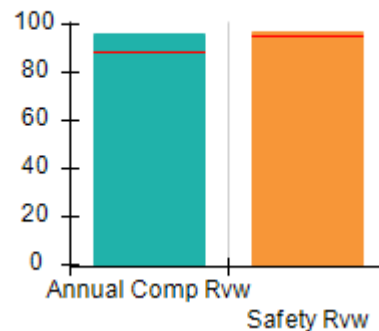
Quarterly Provider Comparisons to All CCIs

▼ indicates average for all CCIs

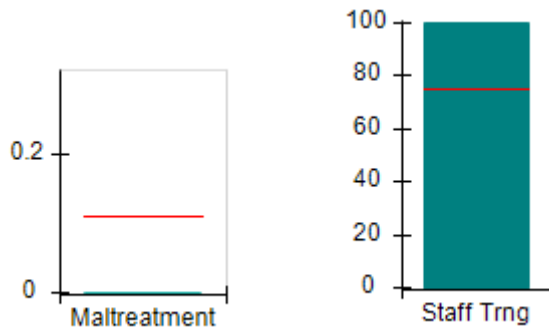
Overall Score (%)



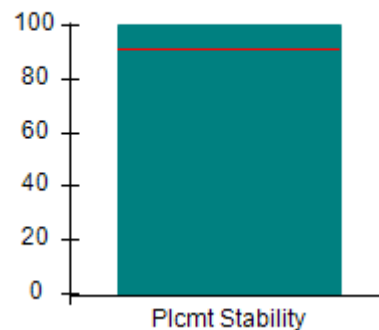
OPM Monitoring Reviews (%)



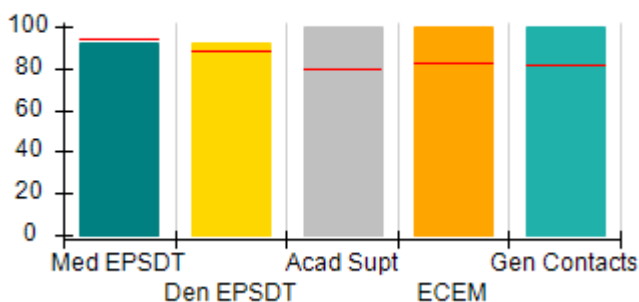
Safety Outcomes (%)



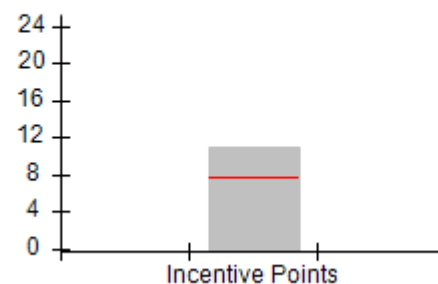
Permanency Outcomes (%)



Well-Being Outcomes (%)



Incentives Earned (Points)





DHS, DFCS, Office of Provider Management
Performance-Based Placement Measures
RBWO Provider GA+SCORECARD - CCI



Report Quarter: Q3 FY2017

Provider/Program Name: Methodist Home for Children & Youth, The - dba Valdosta Group Home (752) - CCI				
2545 East Park Ave., Valdosta, GA 31605		Quarterly Scores (Grades)		Current Quarter Score (Grade)
Phone: 229-247-5100		Q1: 102.66 (A+)	Q2: 99.12 (A+)	107.87%
Vendor ID# 35466		Q3: 107.87 (A+)	Q4: (N/A)	(A+)
Program Census Information:		# Children in Care During Quarter: 13	# Placements During Quarter: 13	# Children in Care On Last Day: 12
	Avg Performance All CCIs (%)	Provider Performance (%)*	Possible Points (Weight)	Provider Points Earned
OPM Monitoring Reviews				
Annual Comprehensive Reviews	89%	96%	25	23.93
Safety Reviews	95%	97%	15	14.58
Monitoring Sub-Total			40	38.51
CCI Safety Outcomes				
Incidence of Maltreatment	0.11%	No Substantiated Reports	10	10.00
Staff Training	75%	100%	10	10.00
Safety Sub-Total			20	20.00
CCI Permanency Outcomes				
Placement Stability	91%	100%	15	15.00
Permanency Sub-Total			15	15.00
CCI Well-Being Outcomes				
EPSDT Medical Visits	94%	92%	4	3.68
EPSDT Dental Visits	88%	92%	4	3.68
Academic Supports	79%	100%	3	3.00
Provider ECEM Visits	83%	100%	7	7.00
Provider General Contacts	81%	100%	7	7.00
Placements with Siblings	38%	57%	Not Scored	Not Scored
Placements within Legal County	15%	0%	Not Scored	Not Scored
Well-Being Sub-Total			25	24.36
*Performance calculation descriptions can be found in the FY 2017 RBWO PBP Measurements and Standards Guide.				

Monitoring & Outcomes: Possible Points = 100		Points Earned = 97.87	
Score Before Incentives Credit		97.87%	
Incentives Awarded		10.00 pts	
PBP Verification		N/A pts	
Total Score		107.87%	



DHS, DFCS, Office of Provider Management
Performance-Based Placement Measures
RBWO Provider GA+SCORECARD - CCI



Report Quarter: Q3 FY2017

Provider/Program Name: Methodist Home for Children & Youth, The - dba Valdosta Group Home (752) - CCI

Program Census Information:		# Children in Care During Quarter: 13	# Placements During Quarter: 13	# Children in Care On Last Day: 12
CCI Incentive Credits	Avg Performance All CCIs (Points)	Provider Performance (%)*	Possible Points (Weight)	Provider Points Earned
Early EPSDT Medical Visits		67%	2	1.34
Early EPSDT Dental Visits		86%	2	1.72
Permanency Contacts		None Planned	5	
Additional Academic Supports		97%	2	1.94
Active Agency Accreditation		50%	4	2.00
Staff Clinical Licensure		0%	5	0.00
Behavior Management (threshold = 0)		100%	4	4.00
Incentives Total	7.73		24	11.00
Maximum total combined incentive credit allowed is 10 points.			Incentives Awarded	10.00

*Performance calculation descriptions can be found in the FY 2017 RBWO PBP Measurements and Standards Guide.

Child Protective Services Investigations and Dispositions

The following investigations data, which is not used for scoring but is considered significant to a provider's performance, is from Georgia SHINES and is not considered final or complete until the end of the fiscal year.

Total Reports:	1
Number Screened In:	0
Number Screened Out:	1
Number Substantiated:	0
Number Unsubstantiated:	0
Number Active CPS Investigations:	0



DHS, DFCS, Office of Provider Management
Performance-Based Placement Measures
RBWO Provider GA+SCORECARD - CCI



Report Quarter: Q3 FY2017

Provider/Program Name: Methodist Home for Children & Youth, The - Macon (754) - CCI

304 Pierce Ave., Macon, GA 31204

Phone: 478-751-2800

Vendor ID# 35456

Quarterly Scores (Grades)

Q1: 103.25 (A+)

Q2: 105.81 (A+)

Q3: 101.91 (A+)

Q4: (N/A)

Current Quarter Score (Grade)

101.91%

(A+)

Program Census Information:

Children in Care During
Quarter: 101

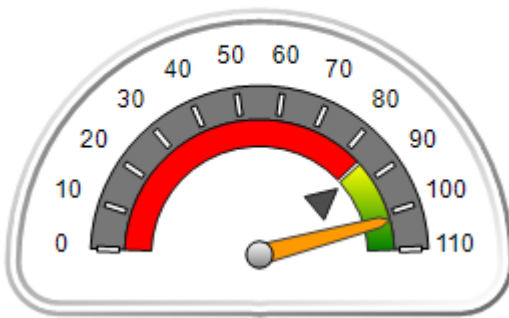
Placements During
Quarter: 101

Children in Care On Last
Day: 71

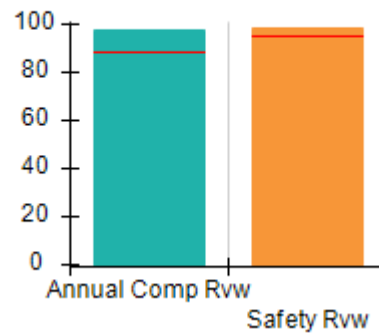
Quarterly Provider Comparisons to All CCIs

▼ indicates average for all CCIs

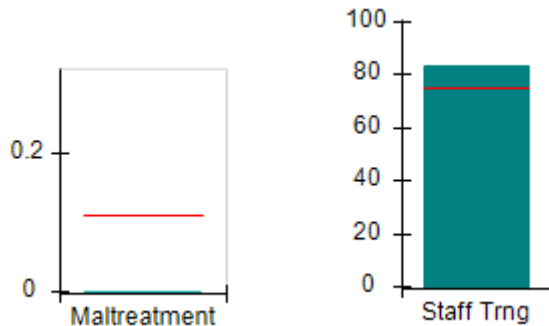
Overall Score (%)



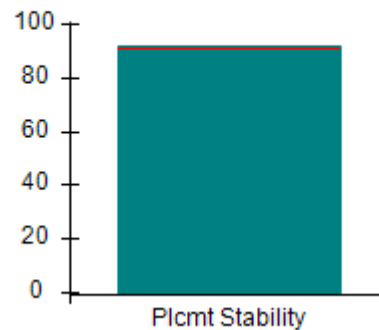
OPM Monitoring Reviews (%)



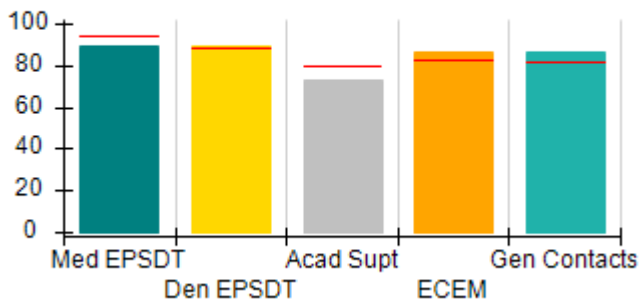
Safety Outcomes (%)



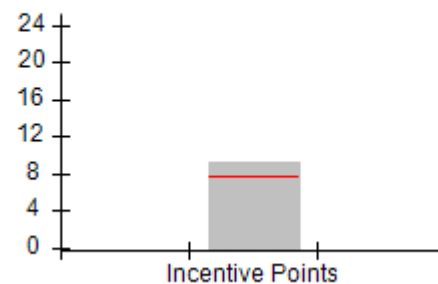
Permanency Outcomes (%)



Well-Being Outcomes (%)



Incentives Earned (Points)





DHS, DFCS, Office of Provider Management
Performance-Based Placement Measures
RBWO Provider GA+SCORECARD - CCI
Report Quarter: Q3 FY2017



Provider/Program Name: Methodist Home for Children & Youth, The - Macon (754) - CCI

304 Pierce Ave., Macon, GA 31204 Phone: 478-751-2800 Vendor ID# 35456	Quarterly Scores (Grades)		Current Quarter Score (Grade)
	Q1: 103.25 (A+)	Q2: 105.81 (A+)	101.91%
	Q3: 101.91 (A+)	Q4: (N/A)	(A+)

Program Census Information:	# Children in Care During Quarter: 101	# Placements During Quarter: 101	# Children in Care On Last Day: 71
-----------------------------	--	----------------------------------	------------------------------------

	Avg Performance All CCIs (%)	Provider Performance (%)*	Possible Points (Weight)	Provider Points Earned
--	-------------------------------------	----------------------------------	---------------------------------	-------------------------------

OPM Monitoring Reviews

Annual Comprehensive Reviews	89%	98%	25	24.45
Safety Reviews	95%	99%	15	14.78
Monitoring Sub-Total			40	39.22

CCI Safety Outcomes

Incidence of Maltreatment	0.11%	No Substantiated Reports	10	10.00
Staff Training	75%	83%	10	8.30
Safety Sub-Total			20	18.30

CCI Permanency Outcomes

Placement Stability	91%	92%	15	13.80
Permanency Sub-Total			15	13.80

CCI Well-Being Outcomes

EPSDT Medical Visits	94%	89%	4	3.56
EPSDT Dental Visits	88%	89%	4	3.56
Academic Supports	79%	73%	3	2.19
Provider ECEM Visits	83%	86%	7	6.02
Provider General Contacts	81%	86%	7	6.02
Placements with Siblings	38%	46%	Not Scored	Not Scored
Placements within Legal County	15%	29%	Not Scored	Not Scored
Well-Being Sub-Total			25	21.35

*Performance calculation descriptions can be found in the FY 2017 RBWO PBP Measurements and Standards Guide.

Monitoring & Outcomes: Possible Points = 100		Points Earned = 92.67	
Score Before Incentives Credit			92.67%
Incentives Awarded			9.24 pts
PBP Verification			N/A pts
Total Score			101.91%



DHS, DFCS, Office of Provider Management
Performance-Based Placement Measures
RBWO Provider GA+SCORECARD - CCI
Report Quarter: Q3 FY2017



Provider/Program Name: Methodist Home for Children & Youth, The - Macon (754) - CCI

Program Census Information:		# Children in Care During Quarter: 101	# Placements During Quarter: 101	# Children in Care On Last Day: 71
CCI Incentive Credits	Avg Performance All CCIs (Points)	Provider Performance (%)*	Possible Points (Weight)	Provider Points Earned
Early EPSDT Medical Visits		47%	2	0.94
Early EPSDT Dental Visits		72%	2	1.44
Permanency Contacts		0%	5	0.00
Additional Academic Supports		43%	2	0.86
Active Agency Accreditation		50%	4	2.00
Staff Clinical Licensure		0%	5	0.00
Behavior Management (threshold = 0)		100%	4	4.00
Incentives Total	7.73		24	9.24
Maximum total combined incentive credit allowed is 10 points.			Incentives Awarded	9.24

*Performance calculation descriptions can be found in the FY 2017 RBWO PBP Measurements and Standards Guide.

Child Protective Services Investigations and Dispositions

The following investigations data, which is not used for scoring but is considered significant to a provider's performance, is from Georgia SHINES and is not considered final or complete until the end of the fiscal year.

Total Reports:	5	
Number Screened In:	3	
Number Screened Out:	2	
Number Substantiated:	0	
Number Unsubstantiated:	2	
Number Active CPS Investigations:	1	



DHS, DFCS, Office of Provider Management
Performance-Based Placement Measures
RBWO Provider GA+SCORECARD - CCI



Report Quarter: Q3 FY2017

Provider/Program Name: Methodist Home for Children & Youth, The - Our House at Carpenter's Way Ranch (1015) - CCI

1645 Hunter Rd., Cataula, GA 31804

Phone: 706-322-5406

Vendor ID# 35257

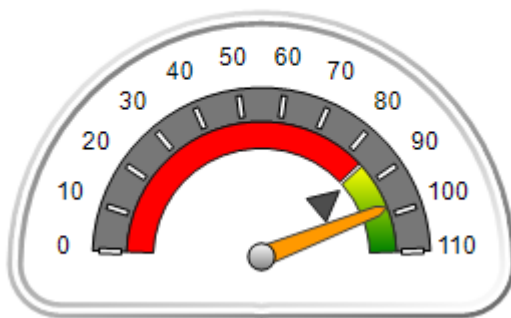
Quarterly Scores (Grades)		Current Quarter Score (Grade)
Q1: 102.62 (A+)	Q2: 96.31 (A)	97.88% (A+)
Q3: 97.88 (A+)	Q4: (N/A)	

Program Census Information:	# Children in Care During Quarter: 27	# Placements During Quarter: 27	# Children in Care On Last Day: 20
-----------------------------	---------------------------------------	---------------------------------	------------------------------------

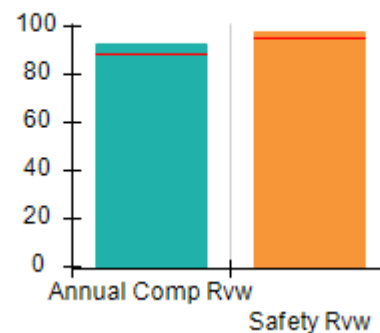
Quarterly Provider Comparisons to All CCIs

▼ indicates average for all CCIs

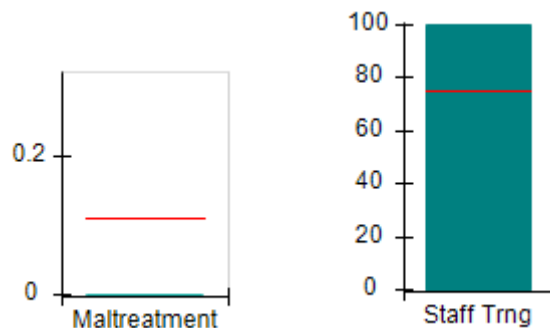
Overall Score (%)



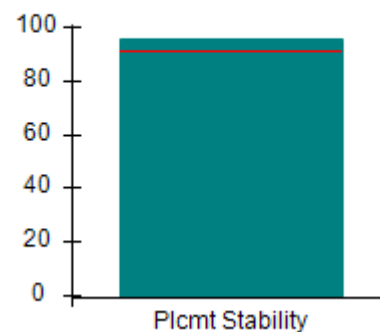
OPM Monitoring Reviews (%)



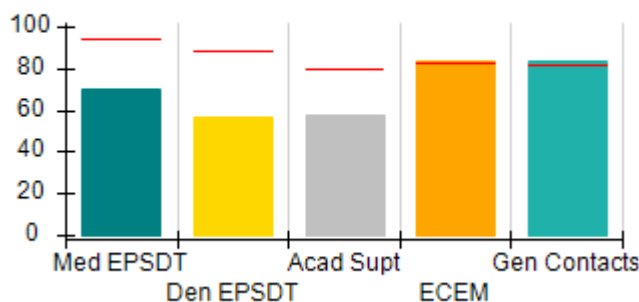
Safety Outcomes (%)



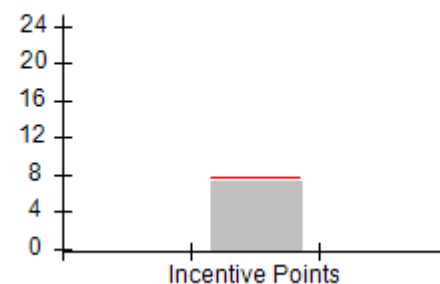
Permanency Outcomes (%)



Well-Being Outcomes (%)



Incentives Earned (Points)





DHS, DFCS, Office of Provider Management
Performance-Based Placement Measures
RBWO Provider GA+SCORECARD - CCI



Report Quarter: Q3 FY2017

Provider/Program Name: Methodist Home for Children & Youth, The - Our House at Carpenter's Way Ranch (1015) - CCI				
1645 Hunter Rd., Cataula, GA 31804		Quarterly Scores (Grades)		Current Quarter Score (Grade)
Phone: 706-322-5406		Q1: 102.62 (A+)	Q2: 96.31 (A)	97.88%
Vendor ID# 35257		Q3: 97.88 (A+)	Q4: (N/A)	(A+)
Program Census Information:		# Children in Care During Quarter: 27	# Placements During Quarter: 27	# Children in Care On Last Day: 20
	Avg Performance All CCIs (%)	Provider Performance (%)*	Possible Points (Weight)	Provider Points Earned
OPM Monitoring Reviews				
Annual Comprehensive Reviews	89%	93%	25	23.25
Safety Reviews	95%	97%	15	14.61
Monitoring Sub-Total			40	37.86
CCI Safety Outcomes				
Incidence of Maltreatment	0.11%	No Substantiated Reports	10	10.00
Staff Training	75%	100%	10	10.00
Safety Sub-Total			20	20.00
CCI Permanency Outcomes				
Placement Stability	91%	96%	15	14.40
Permanency Sub-Total			15	14.40
CCI Well-Being Outcomes				
EPSDT Medical Visits	94%	70%	4	2.80
EPSDT Dental Visits	88%	57%	4	2.28
Academic Supports	79%	58%	3	1.74
Provider ECEM Visits	83%	83%	7	5.81
Provider General Contacts	81%	83%	7	5.81
Placements with Siblings	38%	100%	Not Scored	Not Scored
Placements within Legal County	15%	0%	Not Scored	Not Scored
Well-Being Sub-Total			25	18.44
*Performance calculation descriptions can be found in the FY 2017 RBWO PBP Measurements and Standards Guide.				

Monitoring & Outcomes: Possible Points = 100		Points Earned = 90.70	
Score Before Incentives Credit		90.70%	
Incentives Awarded		7.18 pts	
PBP Verification		N/A pts	
Total Score		97.88%	



DHS, DFCS, Office of Provider Management
Performance-Based Placement Measures
RBWO Provider GA+SCORECARD - CCI



Report Quarter: Q3 FY2017

Provider/Program Name: Methodist Home for Children & Youth, The - Our House at Carpenter's Way Ranch (1015) - CCI

Program Census Information:		# Children in Care During Quarter: 27	# Placements During Quarter: 27	# Children in Care On Last Day: 20
CCI Incentive Credits	Avg Performance All CCIs (Points)	Provider Performance (%)*	Possible Points (Weight)	Provider Points Earned
Early EPSDT Medical Visits		13%	2	0.26
Early EPSDT Dental Visits		17%	2	0.34
Permanency Contacts		0%	5	0.00
Additional Academic Supports		29%	2	0.58
Active Agency Accreditation		50%	4	2.00
Staff Clinical Licensure		0%	5	0.00
Behavior Management (threshold = 0)		100%	4	4.00
Incentives Total	7.73		24	7.18
Maximum total combined incentive credit allowed is 10 points.			Incentives Awarded	7.18

*Performance calculation descriptions can be found in the FY 2017 RBWO PBP Measurements and Standards Guide.

Child Protective Services Investigations and Dispositions

The following investigations data, which is not used for scoring but is considered significant to a provider's performance, is from Georgia SHINES and is not considered final or complete until the end of the fiscal year.

Total Reports:	8
Number Screened In:	2
Number Screened Out:	6
Number Substantiated:	0
Number Unsubstantiated:	1
Number Active CPS Investigations:	1



DHS, DFCS, Office of Provider Management
Performance-Based Placement Measures
RBWO Provider GA+SCORECARD - CCI



Report Quarter: Q3 FY2017

Provider/Program Name: Methodist Home for Children & Youth, The - STARS Program (753) - CCI

304 Pierce Ave., Macon, GA 31204

Phone: 478-751-2800

Vendor ID# 35461

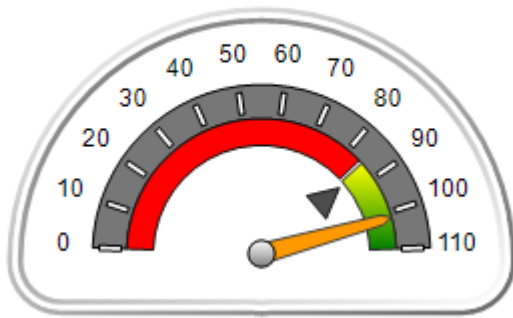
Quarterly Scores (Grades)		Current Quarter Score (Grade)
Q1: 109.49 (A+)	Q2: 107.42 (A+)	101.55% (A+)
Q3: 101.55 (A+)	Q4: (N/A)	

Program Census Information:	# Children in Care During Quarter: 4	# Placements During Quarter: 4	# Children in Care On Last Day: 4
-----------------------------	--------------------------------------	--------------------------------	-----------------------------------

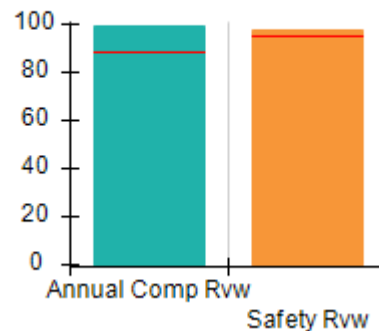
Quarterly Provider Comparisons to All CCIs

▼ — indicates average for all CCIs

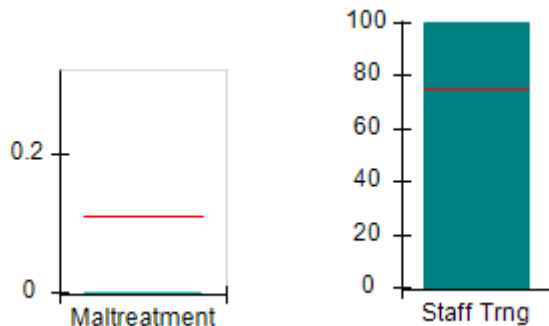
Overall Score (%)



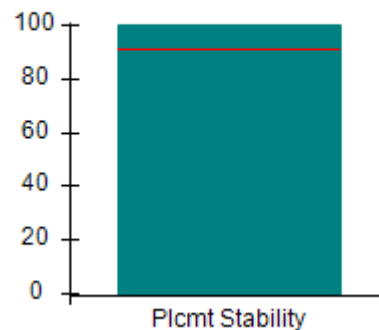
OPM Monitoring Reviews (%)



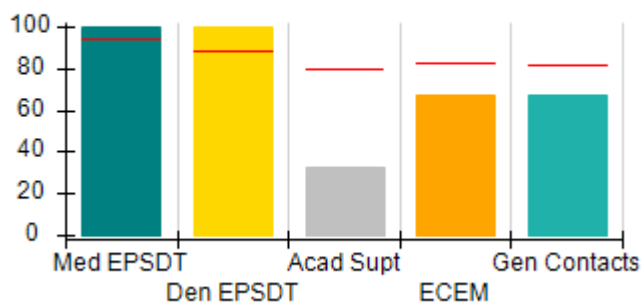
Safety Outcomes (%)



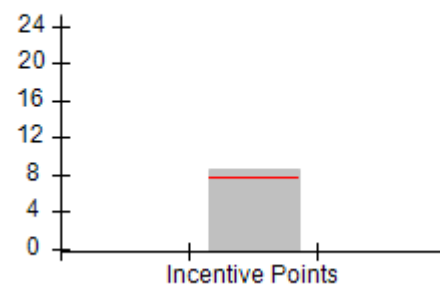
Permanency Outcomes (%)



Well-Being Outcomes (%)



Incentives Earned (Points)





DHS, DFCS, Office of Provider Management
Performance-Based Placement Measures
RBWO Provider GA+SCORECARD - CCI



Report Quarter: Q3 FY2017

Provider/Program Name: Methodist Home for Children & Youth, The - STARS Program (753) - CCI				
304 Pierce Ave., Macon, GA 31204		Quarterly Scores (Grades)		Current Quarter Score (Grade)
Phone: 478-751-2800		Q1: 109.49 (A+)	Q2: 107.42 (A+)	101.55% (A+)
Vendor ID# 35461		Q3: 101.55 (A+)	Q4: (N/A)	
Program Census Information:		# Children in Care During Quarter: 4	# Placements During Quarter: 4	# Children in Care On Last Day: 4
	Avg Performance All CCIs (%)	Provider Performance (%)*	Possible Points (Weight)	Provider Points Earned
OPM Monitoring Reviews				
Annual Comprehensive Reviews	89%	100%	25	24.90
Safety Reviews	95%	98%	15	14.63
Monitoring Sub-Total			40	39.52
CCI Safety Outcomes				
Incidence of Maltreatment	0.11%	No Substantiated Reports	10	10.00
Staff Training	75%	100%	10	10.00
Safety Sub-Total			20	20.00
CCI Permanency Outcomes				
Placement Stability	91%	100%	15	15.00
Permanency Sub-Total			15	15.00
CCI Well-Being Outcomes				
EPSDT Medical Visits	94%	100%	4	4.00
EPSDT Dental Visits	88%	100%	4	4.00
Academic Supports	79%	33%	3	0.99
Provider ECEM Visits	83%	67%	7	4.69
Provider General Contacts	81%	67%	7	4.69
Placements with Siblings	38%	0%	Not Scored	Not Scored
Placements within Legal County	15%	Not Eligible	Not Scored	Not Scored
Well-Being Sub-Total			25	18.37
*Performance calculation descriptions can be found in the FY 2017 RBWO PBP Measurements and Standards Guide.				

Monitoring & Outcomes: Possible Points = 100	Points Earned = 92.89
Score Before Incentives Credit	92.89%
Incentives Awarded	8.66 pts
PBP Verification	N/A pts
Total Score	101.55%



DHS, DFCS, Office of Provider Management
Performance-Based Placement Measures
RBWO Provider GA+SCORECARD - CCI



Report Quarter: Q3 FY2017

Provider/Program Name: Methodist Home for Children & Youth, The - STARS Program (753) - CCI

Program Census Information:		# Children in Care During Quarter: 4	# Placements During Quarter: 4	# Children in Care On Last Day: 4
CCI Incentive Credits	Avg Performance All CCIs (Points)	Provider Performance (%)*	Possible Points (Weight)	Provider Points Earned
Early EPSDT Medical Visits		Not Eligible	2	
Early EPSDT Dental Visits		100%	2	2.00
Permanency Contacts		0%	5	0.00
Additional Academic Supports		33%	2	0.66
Active Agency Accreditation		50%	4	2.00
Staff Clinical Licensure		0%	5	0.00
Behavior Management (threshold = 0)		100%	4	4.00
Incentives Total	7.73		24	8.66
Maximum total combined incentive credit allowed is 10 points.			Incentives Awarded	8.66

*Performance calculation descriptions can be found in the FY 2017 RBWO PBP Measurements and Standards Guide.

Child Protective Services Investigations and Dispositions

The following investigations data, which is not used for scoring but is considered significant to a provider's performance, is from Georgia SHINES and is not considered final or complete until the end of the fiscal year.

Total Reports:	0
Number Screened In:	0
Number Screened Out:	0
Number Substantiated:	0
Number Unsubstantiated:	1
Number Active CPS Investigations:	-1



DHS, DFCS, Office of Provider Management
Performance-Based Placement Measures
RBWO Provider GA+SCORECARD - CCI



Report Quarter: Q3 FY2017

Provider/Program Name: Morningstar Children and Family Services - Residential Program (764) - CCI

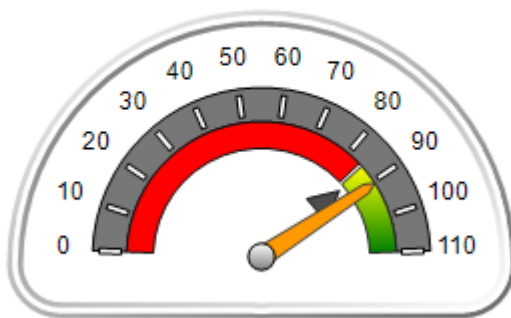
One Youth Estate Drive, Brunswick, GA 31525 Phone: 912-267-3700 Vendor ID# 35480	Quarterly Scores (Grades)		Current Quarter Score (Grade)
	Q1: 95.74 (A)	Q2: 93.14 (A-)	90.66% (A-)
	Q3: 90.66 (A-)	Q4: (N/A)	

Program Census Information:	# Children in Care During Quarter: 54	# Placements During Quarter: 55	# Children in Care On Last Day: 46
-----------------------------	---------------------------------------	---------------------------------	------------------------------------

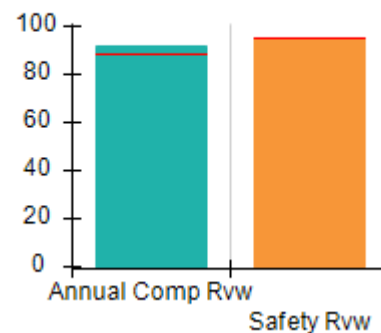
Quarterly Provider Comparisons to All CCIs

▼ — indicates average for all CCIs

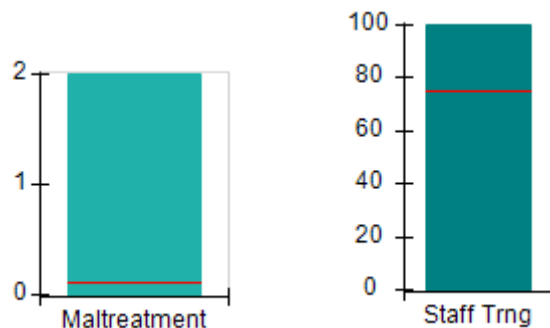
Overall Score (%)



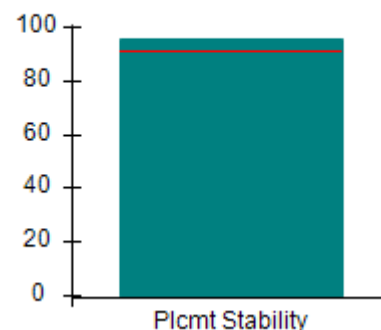
OPM Monitoring Reviews (%)



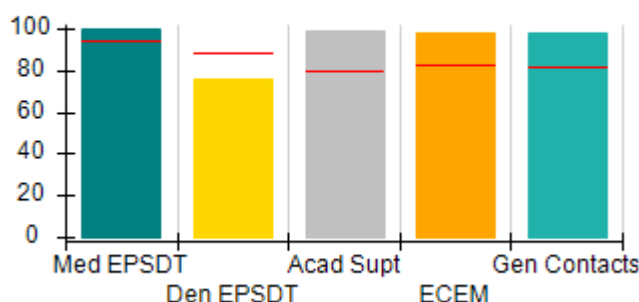
Safety Outcomes (%)



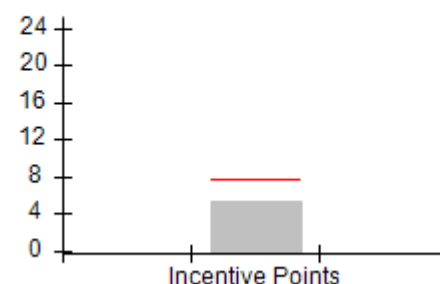
Permanency Outcomes (%)



Well-Being Outcomes (%)



Incentives Earned (Points)





DHS, DFCS, Office of Provider Management
Performance-Based Placement Measures
RBWO Provider GA+SCORECARD - CCI



Report Quarter: Q3 FY2017

Provider/Program Name: Morningstar Children and Family Services - Residential Program (764) - CCI				
One Youth Estate Drive, Brunswick, GA 31525 Phone: 912-267-3700 Vendor ID# 35480		Quarterly Scores (Grades)		Current Quarter Score (Grade)
		Q1: 95.74 (A)	Q2: 93.14 (A-)	90.66% (A-)
		Q3: 90.66 (A-)	Q4: (N/A)	
Program Census Information:		# Children in Care During Quarter: 54	# Placements During Quarter: 55	# Children in Care On Last Day: 46
	Avg Performance All CCIs (%)	Provider Performance (%)*	Possible Points (Weight)	Provider Points Earned
OPM Monitoring Reviews				
Annual Comprehensive Reviews	89%	92%	25	22.98
Safety Reviews	95%	96%	15	14.33
Monitoring Sub-Total			40	37.31
CCI Safety Outcomes				
Incidence of Maltreatment	0.11%	2% 1 Substantiated Rpt	10	0.00
Staff Training	75%	100%	10	10.00
Safety Sub-Total			20	10.00
CCI Permanency Outcomes				
Placement Stability	91%	96%	15	14.40
Permanency Sub-Total			15	14.40
CCI Well-Being Outcomes				
EPSDT Medical Visits	94%	100%	4	4.00
EPSDT Dental Visits	88%	76%	4	3.04
Academic Supports	79%	99%	3	2.97
Provider ECEM Visits	83%	98%	7	6.86
Provider General Contacts	81%	98%	7	6.86
Placements with Siblings	38%	Not Eligible	Not Scored	Not Scored
Placements within Legal County	15%	0%	Not Scored	Not Scored
Well-Being Sub-Total			25	23.73
*Performance calculation descriptions can be found in the FY 2017 RBWO PBP Measurements and Standards Guide.				

Monitoring & Outcomes: Possible Points = 100	Points Earned = 85.44
Score Before Incentives Credit	85.44%
Incentives Awarded	5.22 pts
PBP Verification	N/A pts
Total Score	90.66%



DHS, DFCS, Office of Provider Management
Performance-Based Placement Measures
RBWO Provider GA+SCORECARD - CCI



Report Quarter: Q3 FY2017

Provider/Program Name: Morningstar Children and Family Services - Residential Program (764) - CCI

Program Census Information:		# Children in Care During Quarter: 54	# Placements During Quarter: 55	# Children in Care On Last Day: 46
CCI Incentive Credits	Avg Performance All CCIs (Points)	Provider Performance (%)*	Possible Points (Weight)	Provider Points Earned
Early EPSDT Medical Visits		100%	2	2.00
Early EPSDT Dental Visits		61%	2	1.22
Permanency Contacts		0%	5	0.00
Additional Academic Supports		0%	2	0.00
Active Agency Accreditation		50%	4	2.00
Staff Clinical Licensure		0%	5	0.00
Behavior Management (threshold = 0)		0%	4	0.00
Incentives Total	7.73		24	5.22
Maximum total combined incentive credit allowed is 10 points.			Incentives Awarded	5.22

*Performance calculation descriptions can be found in the FY 2017 RBWO PBP Measurements and Standards Guide.

Child Protective Services Investigations and Dispositions

The following investigations data, which is not used for scoring but is considered significant to a provider's performance, is from Georgia SHINES and is not considered final or complete until the end of the fiscal year.

Total Reports:	2
Number Screened In:	2
Number Screened Out:	0
Number Substantiated:	1
Number Unsubstantiated:	1
Number Active CPS Investigations:	0



DHS, DFCS, Office of Provider Management
Performance-Based Placement Measures
RBWO Provider GA+SCORECARD - CCI



Report Quarter: Q3 FY2017

Provider/Program Name: Mountain Top Boys' Home, Inc. - (888) - CCI

Route 136, Sugar Valley, GA 30746

Phone: 706-397-8223

Vendor ID# 35481

Quarterly Scores (Grades)

Q1: 80.08 (B-)

Q2: 92.58 (A-)

Q3: 91.12 (A-)

Q4: (N/A)

Current Quarter Score (Grade)

91.12%

(A-)

Program Census Information:

Children in Care During
Quarter: 13

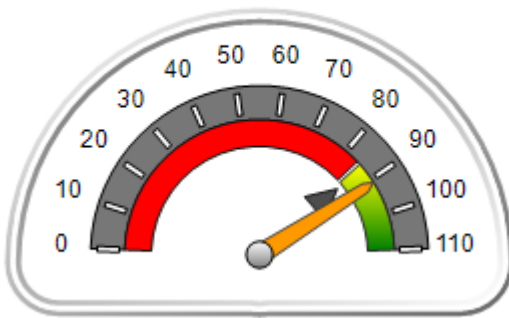
Placements During
Quarter: 13

Children in Care On Last
Day: 11

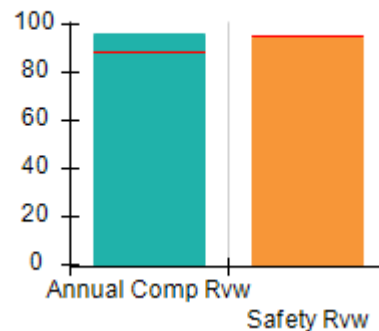
Quarterly Provider Comparisons to All CCIs

▼ indicates average for all CCIs

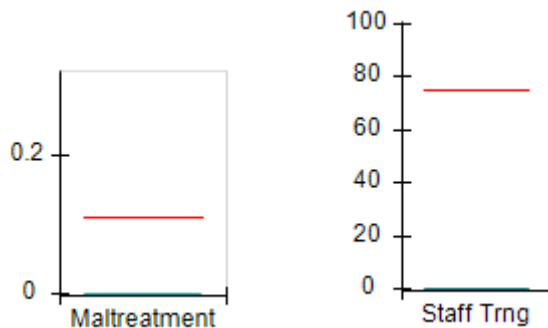
Overall Score (%)



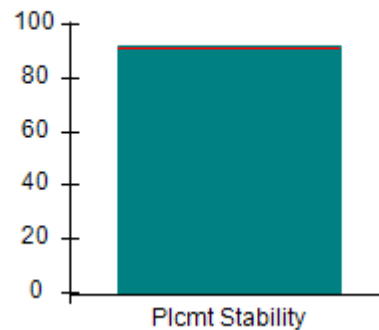
OPM Monitoring Reviews (%)



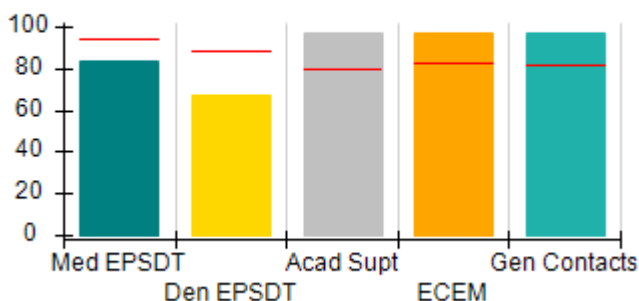
Safety Outcomes (%)



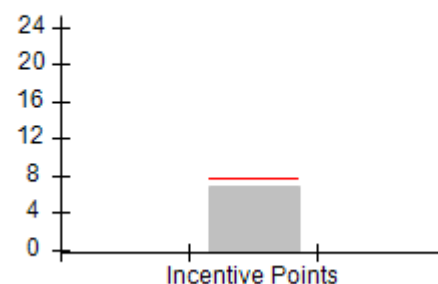
Permanency Outcomes (%)



Well-Being Outcomes (%)



Incentives Earned (Points)





DHS, DFCS, Office of Provider Management
Performance-Based Placement Measures
RBWO Provider GA+SCORECARD - CCI
Report Quarter: Q3 FY2017



Provider/Program Name: Mountain Top Boys' Home, Inc. - (888) - CCI

Route 136, Sugar Valley, GA 30746 Phone: 706-397-8223 Vendor ID# 35481	Quarterly Scores (Grades)		Current Quarter Score (Grade)
	Q1: 80.08 (B-)	Q2: 92.58 (A-)	91.12%
	Q3: 91.12 (A-)	Q4: (N/A)	(A-)

Program Census Information:	# Children in Care During Quarter: 13	# Placements During Quarter: 13	# Children in Care On Last Day: 11
-----------------------------	---------------------------------------	---------------------------------	------------------------------------

	Avg Performance All CCIs (%)	Provider Performance (%)*	Possible Points (Weight)	Provider Points Earned
--	------------------------------	---------------------------	--------------------------	------------------------

OPM Monitoring Reviews

Annual Comprehensive Reviews	89%	96%	25	23.97
Safety Reviews	95%	94%	15	14.13
Monitoring Sub-Total			40	38.09

CCI Safety Outcomes

Incidence of Maltreatment	0.11%	No Substantiated Reports	10	10.00
Staff Training	75%	0%	10	0.00
Safety Sub-Total			20	10.00

CCI Permanency Outcomes

Placement Stability	91%	92%	15	13.80
Permanency Sub-Total			15	13.80

CCI Well-Being Outcomes

EPSDT Medical Visits	94%	83%	4	3.32
EPSDT Dental Visits	88%	67%	4	2.68
Academic Supports	79%	97%	3	2.91
Provider ECEM Visits	83%	97%	7	6.79
Provider General Contacts	81%	97%	7	6.79
Placements with Siblings	38%	40%	Not Scored	Not Scored
Placements within Legal County	15%	0%	Not Scored	Not Scored
Well-Being Sub-Total			25	22.49

*Performance calculation descriptions can be found in the FY 2017 RBWO PBP Measurements and Standards Guide.

Monitoring & Outcomes: Possible Points = 100	Points Earned = 84.38
Score Before Incentives Credit	84.38%
Incentives Awarded	6.74 pts
PBP Verification	N/A pts
Total Score	91.12%



DHS, DFCS, Office of Provider Management
Performance-Based Placement Measures
RBWO Provider GA+SCORECARD - CCI
Report Quarter: Q3 FY2017



Provider/Program Name: Mountain Top Boys' Home, Inc. - (888) - CCI

Program Census Information:		# Children in Care During Quarter: 13	# Placements During Quarter: 13	# Children in Care On Last Day: 11
CCI Incentive Credits	Avg Performance All CCIs (Points)	Provider Performance (%)*	Possible Points (Weight)	Provider Points Earned
Early EPSDT Medical Visits		67%	2	1.34
Early EPSDT Dental Visits		33%	2	0.66
Permanency Contacts		0%	5	0.00
Additional Academic Supports		37%	2	0.74
Active Agency Accreditation		0%	4	0.00
Staff Clinical Licensure		0%	5	0.00
Behavior Management (threshold = 0)		100%	4	4.00
Incentives Total	7.73		24	6.74
Maximum total combined incentive credit allowed is 10 points.			Incentives Awarded	6.74

*Performance calculation descriptions can be found in the FY 2017 RBWO PBP Measurements and Standards Guide.

Child Protective Services Investigations and Dispositions

The following investigations data, which is not used for scoring but is considered significant to a provider's performance, is from Georgia SHINES and is not considered final or complete until the end of the fiscal year.

Total Reports:	0	
Number Screened In:	0	
Number Screened Out:	0	
Number Substantiated:	0	
Number Unsubstantiated:	0	
Number Active CPS Investigations:	0	



DHS, DFCS, Office of Provider Management
Performance-Based Placement Measures
RBWO Provider GA+SCORECARD - CCI



Report Quarter: Q3 FY2017

Provider/Program Name: Murphy-Harpst Children's Centers - (770) - CCI

740 Fletcher St., Cedartown, GA 30125

Phone: 770-748-1500

Vendor ID# 35484

Quarterly Scores (Grades)

Q1: 104.36 (A+)

Q2: 104.38 (A+)

Q3: 102.25 (A+)

Q4: (N/A)

Current Quarter Score (Grade)

102.25%

(A+)

Program Census Information:

Children in Care During Quarter: 61

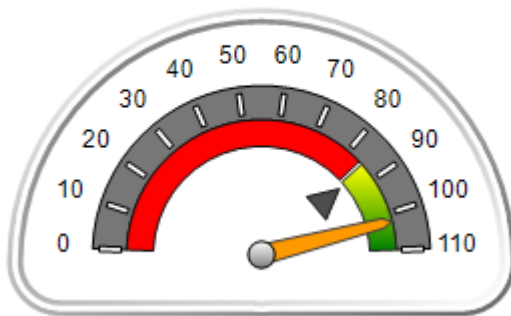
Placements During Quarter: 61

Children in Care On Last Day: 45

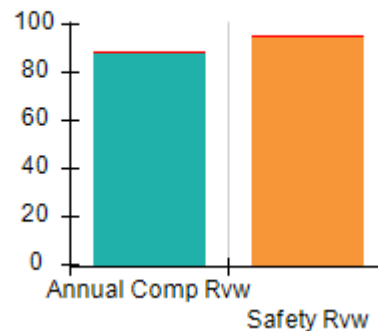
Quarterly Provider Comparisons to All CCIs

▼ indicates average for all CCIs

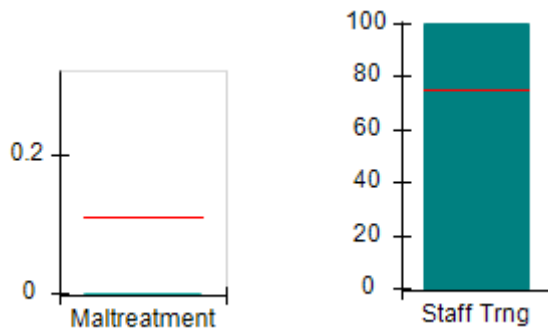
Overall Score (%)



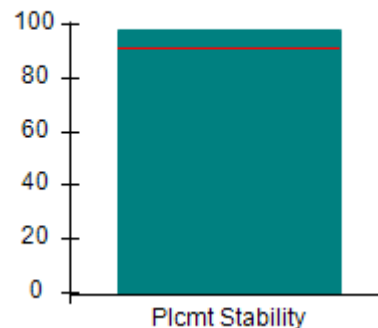
OPM Monitoring Reviews (%)



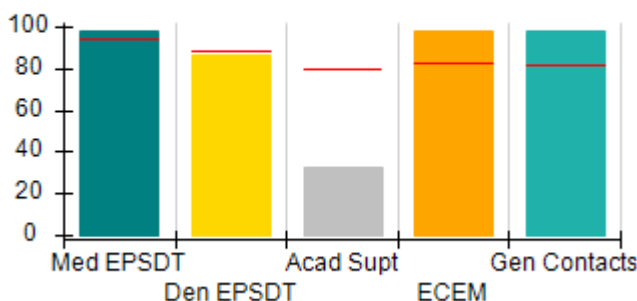
Safety Outcomes (%)



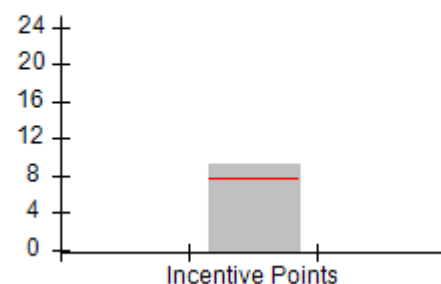
Permanency Outcomes (%)



Well-Being Outcomes (%)



Incentives Earned (Points)





DHS, DFCS, Office of Provider Management
Performance-Based Placement Measures
RBWO Provider GA+SCORECARD - CCI
Report Quarter: Q3 FY2017



Provider/Program Name: Murphy-Harpst Children's Centers - (770) - CCI

740 Fletcher St., Cedartown, GA 30125		Quarterly Scores (Grades)		Current Quarter Score (Grade)
Phone: 770-748-1500		Q1: 104.36 (A+)	Q2: 104.38 (A+)	102.25% (A+)
Vendor ID# 35484		Q3: 102.25 (A+)	Q4: (N/A)	
Program Census Information:		# Children in Care During Quarter: 61	# Placements During Quarter: 61	# Children in Care On Last Day: 45
	Avg Performance All CCIs (%)	Provider Performance (%)*	Possible Points (Weight)	Provider Points Earned
OPM Monitoring Reviews				
Annual Comprehensive Reviews	89%	88%	25	22.10
Safety Reviews	95%	95%	15	14.24
Monitoring Sub-Total			40	36.34
CCI Safety Outcomes				
Incidence of Maltreatment	0.11%	No Substantiated Reports	10	10.00
Staff Training	75%	100%	10	10.00
Safety Sub-Total			20	20.00
CCI Permanency Outcomes				
Placement Stability	91%	98%	15	14.70
Permanency Sub-Total			15	14.70
CCI Well-Being Outcomes				
EPSDT Medical Visits	94%	98%	4	3.92
EPSDT Dental Visits	88%	86%	4	3.44
Academic Supports	79%	33%	3	0.99
Provider ECEM Visits	83%	98%	7	6.86
Provider General Contacts	81%	98%	7	6.86
Placements with Siblings	38%	0%	Not Scored	Not Scored
Placements within Legal County	15%	4%	Not Scored	Not Scored
Well-Being Sub-Total			25	22.07

*Performance calculation descriptions can be found in the FY 2017 RBWO PBP Measurements and Standards Guide.

Monitoring & Outcomes: Possible Points = 100	Points Earned = 93.11
Score Before Incentives Credit	93.11%
Incentives Awarded	9.14 pts
PBP Verification	N/A pts
Total Score	102.25%



DHS, DFCS, Office of Provider Management
Performance-Based Placement Measures
RBWO Provider GA+SCORECARD - CCI
Report Quarter: Q3 FY2017



Provider/Program Name: Murphy-Harpst Children's Centers - (770) - CCI

Program Census Information:		# Children in Care During Quarter: 61	# Placements During Quarter: 61	# Children in Care On Last Day: 45
CCI Incentive Credits	Avg Performance All CCIs (Points)	Provider Performance (%)*	Possible Points (Weight)	Provider Points Earned
Early EPSDT Medical Visits		96%	2	1.92
Early EPSDT Dental Visits		61%	2	1.22
Permanency Contacts		80%	5	4.00
Additional Academic Supports		0%	2	0.00
Active Agency Accreditation		50%	4	2.00
Staff Clinical Licensure		0%	5	0.00
Behavior Management (threshold = 0)		0%	4	0.00
Incentives Total	7.73		24	9.14
Maximum total combined incentive credit allowed is 10 points.			Incentives Awarded	9.14

*Performance calculation descriptions can be found in the FY 2017 RBWO PBP Measurements and Standards Guide.

Child Protective Services Investigations and Dispositions

The following investigations data, which is not used for scoring but is considered significant to a provider's performance, is from Georgia SHINES and is not considered final or complete until the end of the fiscal year.

Total Reports:	5	
Number Screened In:	0	
Number Screened Out:	5	
Number Substantiated:	0	
Number Unsubstantiated:	1	
Number Active CPS Investigations:	-1	



DHS, DFCS, Office of Provider Management
Performance-Based Placement Measures
RBWO Provider GA+SCORECARD - CCI



Report Quarter: Q3 FY2017

Provider/Program Name: North Georgia Angel House - (925) - CCI

2260 Sam Nelson Road, Canton, GA 30114

Phone: 770 479-9555

Vendor ID# 35513

Quarterly Scores (Grades)

Q1: 103.61 (A+)

Q2: 104.37 (A+)

Q3: 104.78 (A+)

Q4: (N/A)

Current Quarter Score (Grade)

104.78%

(A+)

Program Census Information:

Children in Care During Quarter: 42

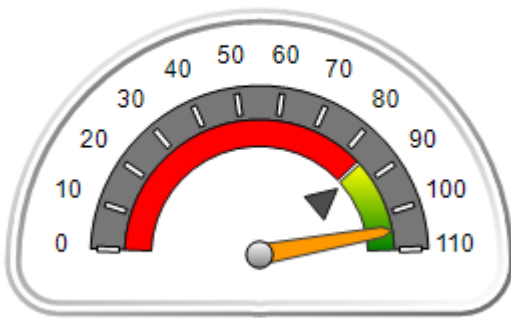
Placements During Quarter: 43

Children in Care On Last Day: 15

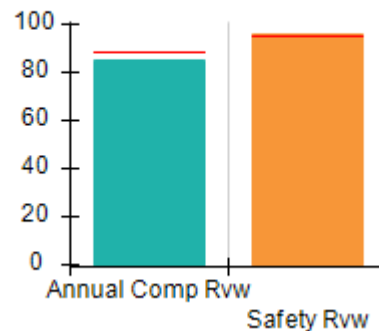
Quarterly Provider Comparisons to All CCIs

▼ indicates average for all CCIs

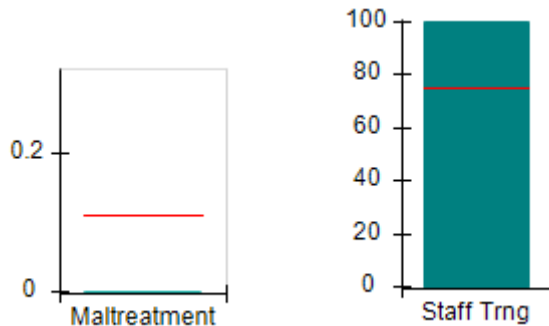
Overall Score (%)



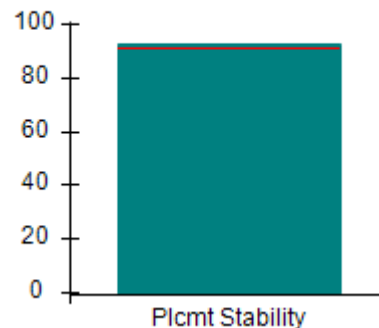
OPM Monitoring Reviews (%)



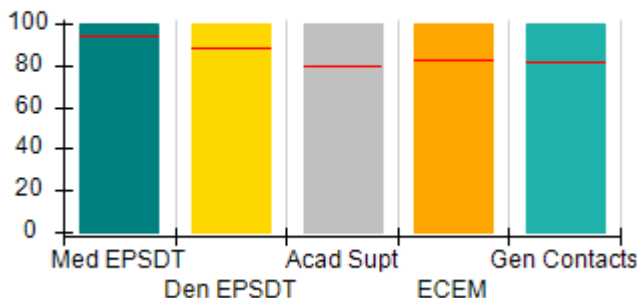
Safety Outcomes (%)



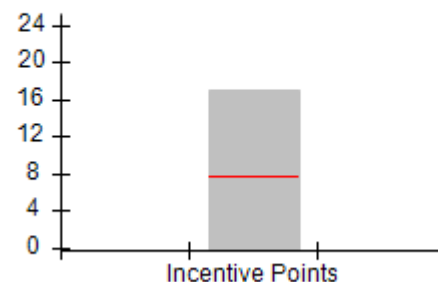
Permanency Outcomes (%)



Well-Being Outcomes (%)



Incentives Earned (Points)





DHS, DFCS, Office of Provider Management
Performance-Based Placement Measures
RBWO Provider GA+SCORECARD - CCI
Report Quarter: Q3 FY2017



Provider/Program Name: North Georgia Angel House - (925) - CCI

2260 Sam Nelson Road, Canton, GA 30114 Phone: 770 479-9555 Vendor ID# 35513	Quarterly Scores (Grades)		Current Quarter Score (Grade)
	Q1: 103.61 (A+)	Q2: 104.37 (A+)	104.78% (A+)
	Q3: 104.78 (A+)	Q4: (N/A)	

Program Census Information:	# Children in Care During Quarter: 42	# Placements During Quarter: 43	# Children in Care On Last Day: 15
-----------------------------	---------------------------------------	---------------------------------	------------------------------------

	Avg Performance All CCIs (%)	Provider Performance (%)*	Possible Points (Weight)	Provider Points Earned
--	------------------------------	---------------------------	--------------------------	------------------------

OPM Monitoring Reviews

Annual Comprehensive Reviews	89%	85%	25	21.37
Safety Reviews	95%	96%	15	14.46
Monitoring Sub-Total			40	35.83

CCI Safety Outcomes

Incidence of Maltreatment	0.11%	No Substantiated Reports	10	10.00
Staff Training	75%	100%	10	10.00
Safety Sub-Total			20	20.00

CCI Permanency Outcomes

Placement Stability	91%	93%	15	13.95
Permanency Sub-Total			15	13.95

CCI Well-Being Outcomes

EPSDT Medical Visits	94%	100%	4	4.00
EPSDT Dental Visits	88%	100%	4	4.00
Academic Supports	79%	100%	3	3.00
Provider ECEM Visits	83%	100%	7	7.00
Provider General Contacts	81%	100%	7	7.00
Placements with Siblings	38%	40%	Not Scored	Not Scored
Placements within Legal County	15%	12%	Not Scored	Not Scored
Well-Being Sub-Total			25	25.00

*Performance calculation descriptions can be found in the FY 2017 RBWO PBP Measurements and Standards Guide.

Monitoring & Outcomes: Possible Points = 100	Points Earned = 94.78
Score Before Incentives Credit	94.78%
Incentives Awarded	10.00 pts
PBP Verification	N/A pts
Total Score	104.78%



DHS, DFCS, Office of Provider Management
Performance-Based Placement Measures
RBWO Provider GA+SCORECARD - CCI
Report Quarter: Q3 FY2017



Provider/Program Name: North Georgia Angel House - (925) - CCI

Program Census Information:		# Children in Care During Quarter: 42	# Placements During Quarter: 43	# Children in Care On Last Day: 15
CCI Incentive Credits	Avg Performance All CCIs (Points)	Provider Performance (%)*	Possible Points (Weight)	Provider Points Earned
Early EPSDT Medical Visits		100%	2	2.00
Early EPSDT Dental Visits		100%	2	2.00
Permanency Contacts		100%	5	5.00
Additional Academic Supports		100%	2	2.00
Active Agency Accreditation		50%	4	2.00
Staff Clinical Licensure		0%	5	0.00
Behavior Management (threshold = 0)		100%	4	4.00
Incentives Total	7.73		24	17.00
Maximum total combined incentive credit allowed is 10 points.			Incentives Awarded	10.00

*Performance calculation descriptions can be found in the FY 2017 RBWO PBP Measurements and Standards Guide.

Child Protective Services Investigations and Dispositions

The following investigations data, which is not used for scoring but is considered significant to a provider's performance, is from Georgia SHINES and is not considered final or complete until the end of the fiscal year.

Total Reports:	0	
Number Screened In:	0	
Number Screened Out:	0	
Number Substantiated:	0	
Number Unsubstantiated:	0	
Number Active CPS Investigations:	0	



DHS, DFCS, Office of Provider Management
Performance-Based Placement Measures
RBWO Provider GA+SCORECARD - CCI



Report Quarter: Q3 FY2017

Provider/Program Name: Northwest Georgia Girls Home - (779) - CCI

508 Chattanooga Ave., Dalton, GA 30722

Phone: 706-226-4862

Vendor ID# 35516

Quarterly Scores (Grades)

Q1: 90.98 (A-)

Q2: 93.42 (A-)

Q3: 93.92 (A-)

Q4: (N/A)

Current Quarter Score
(Grade)

93.92%

(A-)

Program Census Information:

Children in Care During
Quarter: 10

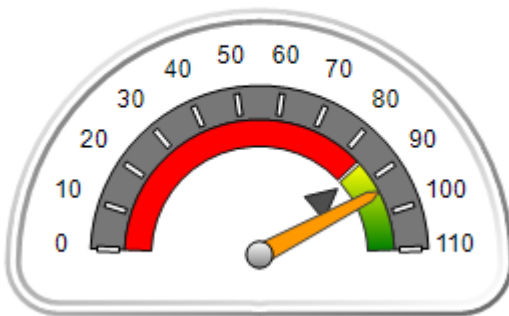
Placements During
Quarter: 10

Children in Care On Last
Day: 6

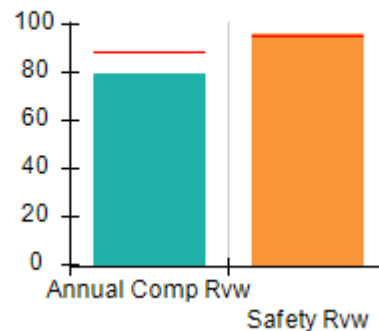
Quarterly Provider Comparisons to All CCIs

▼ indicates average for all CCIs

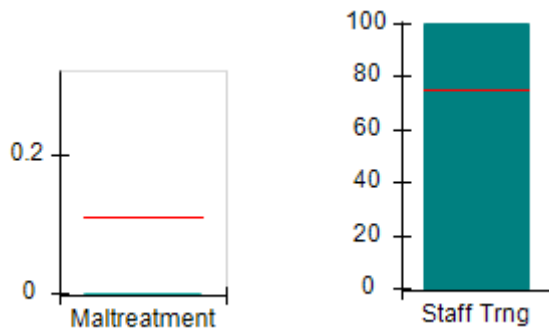
Overall Score (%)



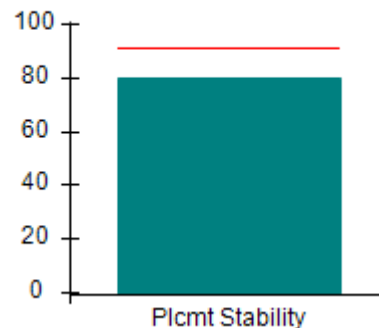
OPM Monitoring Reviews (%)



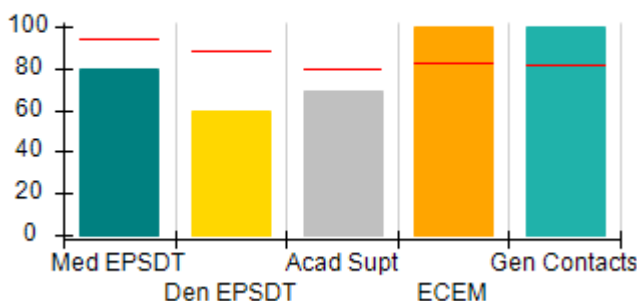
Safety Outcomes (%)



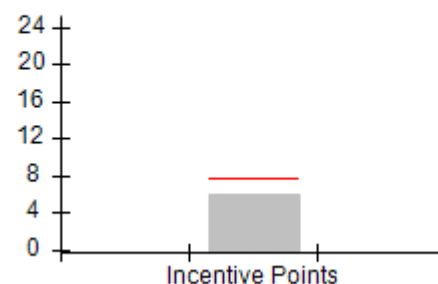
Permanency Outcomes (%)



Well-Being Outcomes (%)



Incentives Earned (Points)





DHS, DFCS, Office of Provider Management
Performance-Based Placement Measures
RBWO Provider GA+SCORECARD - CCI



Report Quarter: Q3 FY2017

Provider/Program Name: Northwest Georgia Girls Home - (779) - CCI

508 Chattanooga Ave., Dalton, GA 30722 Phone: 706-226-4862 Vendor ID# 35516	Quarterly Scores (Grades)		Current Quarter Score (Grade)
	Q1: 90.98 (A-)	Q2: 93.42 (A-)	93.92%
	Q3: 93.92 (A-)	Q4: (N/A)	(A-)

Program Census Information:	# Children in Care During Quarter: 10	# Placements During Quarter: 10	# Children in Care On Last Day: 6
-----------------------------	---------------------------------------	---------------------------------	-----------------------------------

	Avg Performance All CCIs (%)	Provider Performance (%)*	Possible Points (Weight)	Provider Points Earned
--	-------------------------------------	----------------------------------	---------------------------------	-------------------------------

OPM Monitoring Reviews

Annual Comprehensive Reviews	89%	80%	25	19.90
Safety Reviews	95%	96%	15	14.46
Monitoring Sub-Total			40	34.36

CCI Safety Outcomes

Incidence of Maltreatment	0.11%	No Substantiated Reports	10	10.00
Staff Training	75%	100%	10	10.00
Safety Sub-Total			20	20.00

CCI Permanency Outcomes

Placement Stability	91%	80%	15	12.00
Permanency Sub-Total			15	12.00

CCI Well-Being Outcomes

EPSDT Medical Visits	94%	80%	4	3.20
EPSDT Dental Visits	88%	60%	4	2.40
Academic Supports	79%	69%	3	2.07
Provider ECEM Visits	83%	100%	7	7.00
Provider General Contacts	81%	100%	7	7.00
Placements with Siblings	38%	Not Eligible	Not Scored	Not Scored
Placements within Legal County	15%	40%	Not Scored	Not Scored
Well-Being Sub-Total			25	21.67

*Performance calculation descriptions can be found in the FY 2017 RBWO PBP Measurements and Standards Guide.

Monitoring & Outcomes: Possible Points = 100		Points Earned = 88.03	
Score Before Incentives Credit			88.03%
Incentives Awarded			5.89 pts
PBP Verification			N/A pts
Total Score			93.92%



DHS, DFCS, Office of Provider Management
Performance-Based Placement Measures
RBWO Provider GA+SCORECARD - CCI
Report Quarter: Q3 FY2017



Provider/Program Name: Northwest Georgia Girls Home - (779) - CCI

Program Census Information:		# Children in Care During Quarter: 10	# Placements During Quarter: 10	# Children in Care On Last Day: 6
CCI Incentive Credits	Avg Performance All CCIs (Points)	Provider Performance (%)*	Possible Points (Weight)	Provider Points Earned
Early EPSDT Medical Visits		50%	2	1.00
Early EPSDT Dental Visits		0%	2	0.00
Permanency Contacts		15%	5	0.75
Additional Academic Supports		7%	2	0.14
Active Agency Accreditation		0%	4	0.00
Staff Clinical Licensure		0%	5	0.00
Behavior Management (threshold = 0)		100%	4	4.00
Incentives Total	7.73		24	5.89
Maximum total combined incentive credit allowed is 10 points.			Incentives Awarded	5.89

*Performance calculation descriptions can be found in the FY 2017 RBWO PBP Measurements and Standards Guide.

Child Protective Services Investigations and Dispositions

The following investigations data, which is not used for scoring but is considered significant to a provider's performance, is from Georgia SHINES and is not considered final or complete until the end of the fiscal year.

Total Reports:	0	
Number Screened In:	0	
Number Screened Out:	0	
Number Substantiated:	0	
Number Unsubstantiated:	0	
Number Active CPS Investigations:	0	



DHS, DFCS, Office of Provider Management
Performance-Based Placement Measures
RBWO Provider GA+SCORECARD - CCI



Report Quarter: Q3 FY2017

Provider/Program Name: Open Arms - Bridge I - Miller Rd. (787) - CCI

162 Miller Rd., Leesburg, GA 31763

Phone: 229-431-1121

Vendor ID# 35530

Quarterly Scores (Grades)

Current Quarter Score (Grade)

Q1: 94.30 (A)

Q2: 93.29 (A-)

91.17%

Q3: 91.17 (A-)

Q4: (N/A)

(A-)

Program Census Information:

Children in Care During
Quarter: 11

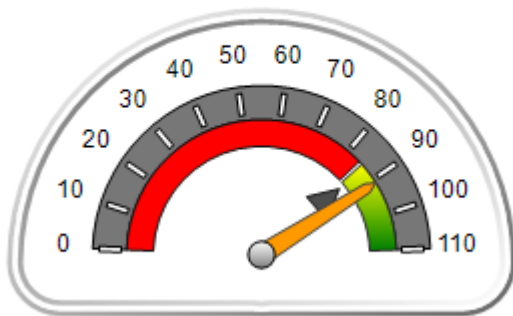
Placements During
Quarter: 11

Children in Care On Last
Day: 10

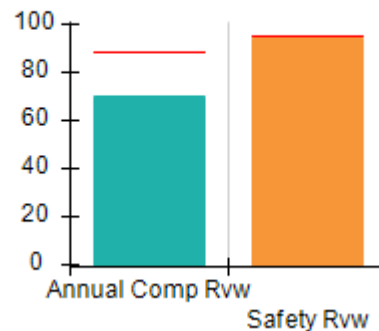
Quarterly Provider Comparisons to All CCIs

▼ — indicates average for all CCIs

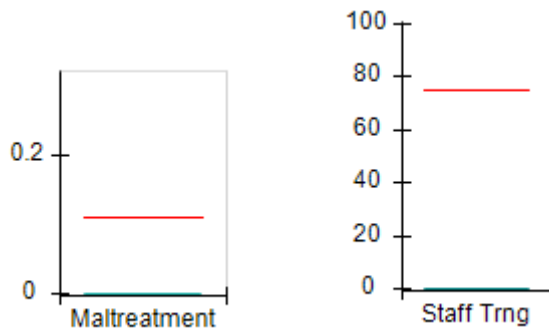
Overall Score (%)



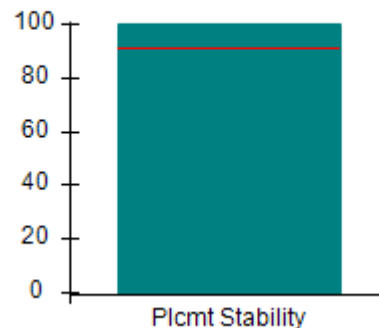
OPM Monitoring Reviews (%)



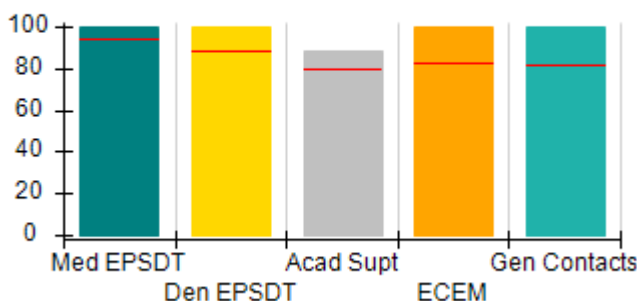
Safety Outcomes (%)



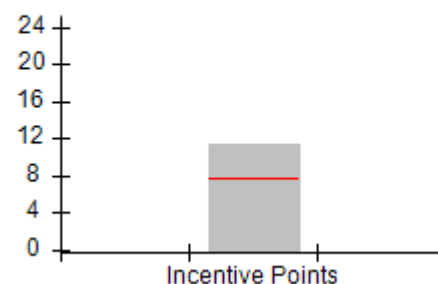
Permanency Outcomes (%)



Well-Being Outcomes (%)



Incentives Earned (Points)





DHS, DFCS, Office of Provider Management
Performance-Based Placement Measures
RBWO Provider GA+SCORECARD - CCI
Report Quarter: Q3 FY2017



Provider/Program Name: Open Arms - Bridge I - Miller Rd. (787) - CCI

162 Miller Rd., Leesburg, GA 31763		Quarterly Scores (Grades)		Current Quarter Score (Grade)
Phone: 229-431-1121		Q1: 94.30 (A)	Q2: 93.29 (A-)	91.17% (A-)
Vendor ID# 35530		Q3: 91.17 (A-)	Q4: (N/A)	
Program Census Information:		# Children in Care During Quarter: 11	# Placements During Quarter: 11	# Children in Care On Last Day: 10
	Avg Performance All CCIs (%)	Provider Performance (%)*	Possible Points (Weight)	Provider Points Earned
OPM Monitoring Reviews				
Annual Comprehensive Reviews	89%	70%	25	17.44
Safety Reviews	95%	94%	15	14.09
Monitoring Sub-Total			40	31.53
CCI Safety Outcomes				
Incidence of Maltreatment	0.11%	No Substantiated Reports	10	10.00
Staff Training	75%	0%	10	0.00
Safety Sub-Total			20	10.00
CCI Permanency Outcomes				
Placement Stability	91%	100%	15	15.00
Permanency Sub-Total			15	15.00
CCI Well-Being Outcomes				
EPSDT Medical Visits	94%	100%	4	4.00
EPSDT Dental Visits	88%	100%	4	4.00
Academic Supports	79%	88%	3	2.64
Provider ECEM Visits	83%	100%	7	7.00
Provider General Contacts	81%	100%	7	7.00
Placements with Siblings	38%	67%	Not Scored	Not Scored
Placements within Legal County	15%	0%	Not Scored	Not Scored
Well-Being Sub-Total			25	24.64
*Performance calculation descriptions can be found in the FY 2017 RBWO PBP Measurements and Standards Guide.				

Monitoring & Outcomes: Possible Points = 100	Points Earned = 81.17
Score Before Incentives Credit	81.17%
Incentives Awarded	10.00 pts
PBP Verification	N/A pts
Total Score	91.17%



DHS, DFCS, Office of Provider Management
Performance-Based Placement Measures
RBWO Provider GA+SCORECARD - CCI
Report Quarter: Q3 FY2017



Provider/Program Name: Open Arms - Bridge I - Miller Rd. (787) - CCI

Program Census Information:		# Children in Care During Quarter: 11	# Placements During Quarter: 11	# Children in Care On Last Day: 10
CCI Incentive Credits	Avg Performance All CCIs (Points)	Provider Performance (%)*	Possible Points (Weight)	Provider Points Earned
Early EPSDT Medical Visits		100%	2	2.00
Early EPSDT Dental Visits		100%	2	2.00
Permanency Contacts		67%	5	3.35
Additional Academic Supports		4%	2	0.08
Active Agency Accreditation		0%	4	0.00
Staff Clinical Licensure		0%	5	0.00
Behavior Management (threshold = 0)		100%	4	4.00
Incentives Total	7.73		24	11.43
Maximum total combined incentive credit allowed is 10 points.			Incentives Awarded	10.00

*Performance calculation descriptions can be found in the FY 2017 RBWO PBP Measurements and Standards Guide.

Child Protective Services Investigations and Dispositions

The following investigations data, which is not used for scoring but is considered significant to a provider's performance, is from Georgia SHINES and is not considered final or complete until the end of the fiscal year.

Total Reports:	0	
Number Screened In:	0	
Number Screened Out:	0	
Number Substantiated:	0	
Number Unsubstantiated:	0	
Number Active CPS Investigations:	0	



DHS, DFCS, Office of Provider Management
Performance-Based Placement Measures
RBWO Provider GA+SCORECARD - CCI



Report Quarter: Q3 FY2017

Provider/Program Name: Open Arms Children's Network - dba Ordered Steps Home for Girls (4320) - CCI

896 Bryant Still Road, Brooklet, GA 30415

Phone: 912-823-2016

Vendor ID# 80481

Quarterly Scores (Grades)

Q1: 100.59 (A+)

Q2: 104.35 (A+)

Q3: 101.05 (A+)

Q4: (N/A)

Current Quarter Score (Grade)

101.05%

(A+)

Program Census Information:

Children in Care During Quarter: 7

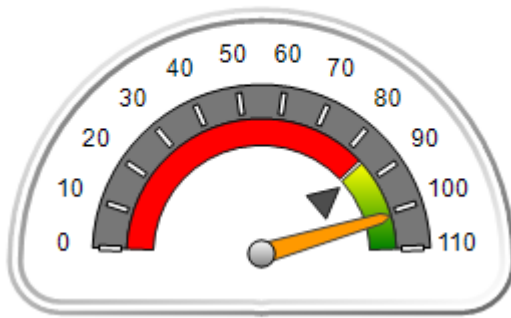
Placements During Quarter: 7

Children in Care On Last Day: 5

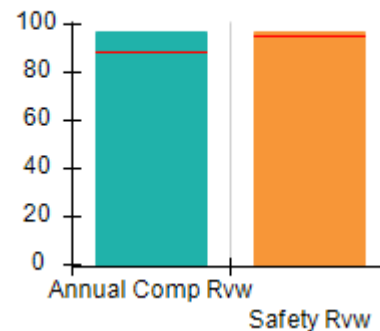
Quarterly Provider Comparisons to All CCIs

▼ — indicates average for all CCIs

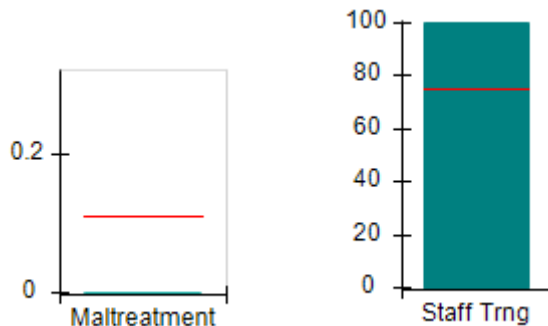
Overall Score (%)



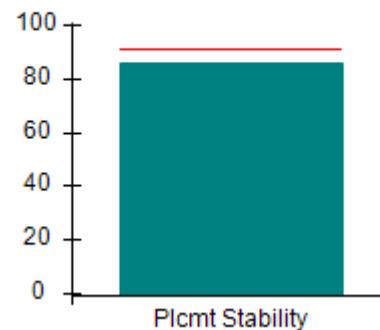
OPM Monitoring Reviews (%)



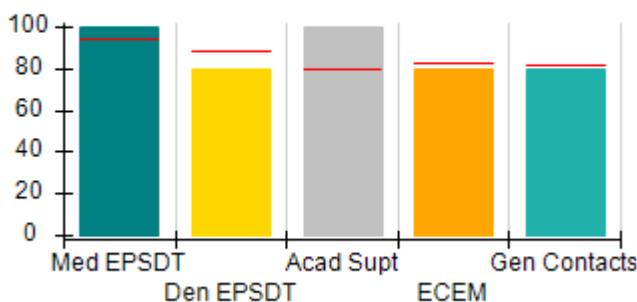
Safety Outcomes (%)



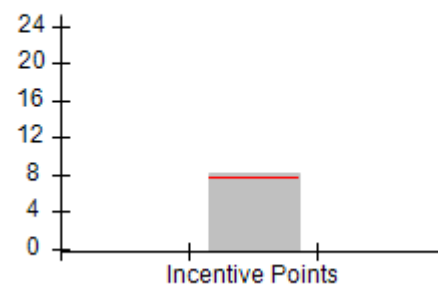
Permanency Outcomes (%)



Well-Being Outcomes (%)



Incentives Earned (Points)





DHS, DFCS, Office of Provider Management
Performance-Based Placement Measures
RBWO Provider GA+SCORECARD - CCI



Report Quarter: Q3 FY2017

Provider/Program Name: Open Arms Children's Network - dba Ordered Steps Home for Girls (4320) - CCI				
896 Bryant Still Road, Brooklet, GA 30415		Quarterly Scores (Grades)		Current Quarter Score (Grade)
Phone: 912-823-2016		Q1: 100.59 (A+)	Q2: 104.35 (A+)	101.05% (A+)
Vendor ID# 80481		Q3: 101.05 (A+)	Q4: (N/A)	
Program Census Information:		# Children in Care During Quarter: 7	# Placements During Quarter: 7	# Children in Care On Last Day: 5
	Avg Performance All CCIs (%)	Provider Performance (%)*	Possible Points (Weight)	Provider Points Earned
OPM Monitoring Reviews				
Annual Comprehensive Reviews	89%	97%	25	24.14
Safety Reviews	95%	97%	15	14.57
Monitoring Sub-Total			40	38.71
CCI Safety Outcomes				
Incidence of Maltreatment	0.11%	No Substantiated Reports	10	10.00
Staff Training	75%	100%	10	10.00
Safety Sub-Total			20	20.00
CCI Permanency Outcomes				
Placement Stability	91%	86%	15	12.90
Permanency Sub-Total			15	12.90
CCI Well-Being Outcomes				
EPSDT Medical Visits	94%	100%	4	4.00
EPSDT Dental Visits	88%	80%	4	3.20
Academic Supports	79%	100%	3	3.00
Provider ECEM Visits	83%	80%	7	5.60
Provider General Contacts	81%	80%	7	5.60
Placements with Siblings	38%	0%	Not Scored	Not Scored
Placements within Legal County	15%	0%	Not Scored	Not Scored
Well-Being Sub-Total			25	21.40
*Performance calculation descriptions can be found in the FY 2017 RBWO PBP Measurements and Standards Guide.				

Monitoring & Outcomes: Possible Points = 100	Points Earned = 93.01
Score Before Incentives Credit	93.01%
Incentives Awarded	8.04 pts
PBP Verification	N/A pts
Total Score	101.05%



DHS, DFCS, Office of Provider Management
Performance-Based Placement Measures
RBWO Provider GA+SCORECARD - CCI



Report Quarter: Q3 FY2017

Provider/Program Name: Open Arms Children's Network - dba Ordered Steps Home for Girls (4320) - CCI

Program Census Information:		# Children in Care During Quarter: 7	# Placements During Quarter: 7	# Children in Care On Last Day: 5
CCI Incentive Credits	Avg Performance All CCIs (Points)	Provider Performance (%)*	Possible Points (Weight)	Provider Points Earned
Early EPSDT Medical Visits		100%	2	2.00
Early EPSDT Dental Visits		75%	2	1.50
Permanency Contacts		0%	5	0.00
Additional Academic Supports		27%	2	0.54
Active Agency Accreditation		0%	4	0.00
Staff Clinical Licensure		0%	5	0.00
Behavior Management (threshold = 0)		100%	4	4.00
Incentives Total	7.73		24	8.04
Maximum total combined incentive credit allowed is 10 points.			Incentives Awarded	8.04

*Performance calculation descriptions can be found in the FY 2017 RBWO PBP Measurements and Standards Guide.

Child Protective Services Investigations and Dispositions

The following investigations data, which is not used for scoring but is considered significant to a provider's performance, is from Georgia SHINES and is not considered final or complete until the end of the fiscal year.

Total Reports:	0
Number Screened In:	0
Number Screened Out:	0
Number Substantiated:	0
Number Unsubstantiated:	0
Number Active CPS Investigations:	0



DHS, DFCS, Office of Provider Management
Performance-Based Placement Measures
RBWO Provider GA+SCORECARD - CCI



Report Quarter: Q3 FY2017

Provider/Program Name: Open Arms of Blue Ridge, Inc. - (5135) - CCI

126 Walter Mountain Drive, Epworth, GA 30541

Phone: 706-632-2029

Vendor ID# 114380

Quarterly Scores (Grades)

Q1: 80.44 (B-)

Q2: 76.85 (C)

Q3: 76.20 (C)

Q4: (N/A)

Current Quarter Score (Grade)

76.20%

(C)

Program Census Information:

Children in Care During Quarter: 15

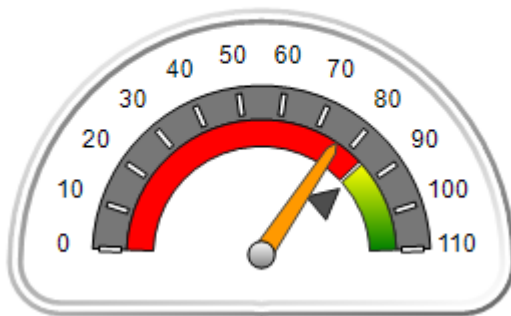
Placements During Quarter: 16

Children in Care On Last Day: 10

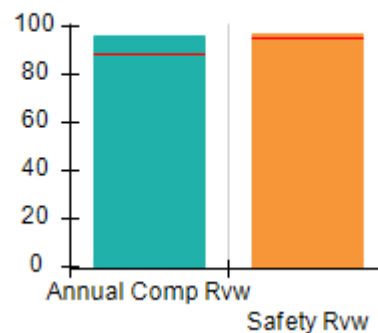
Quarterly Provider Comparisons to All CCIs

▼ indicates average for all CCIs

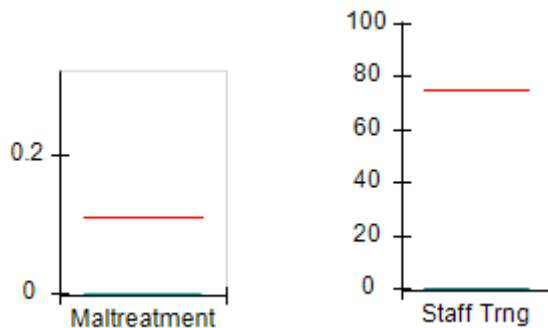
Overall Score (%)



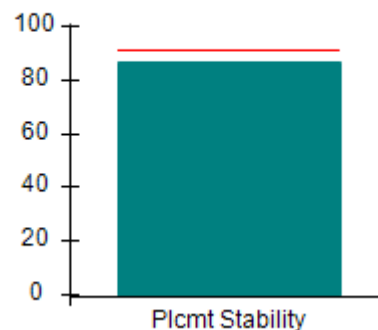
OPM Monitoring Reviews (%)



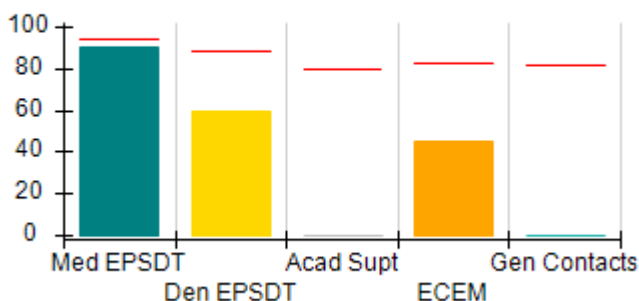
Safety Outcomes (%)



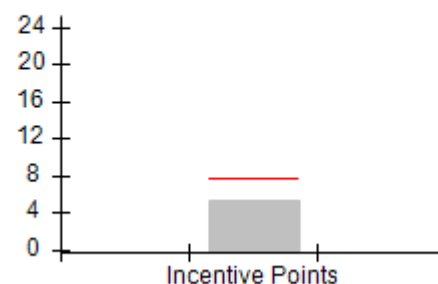
Permanency Outcomes (%)



Well-Being Outcomes (%)



Incentives Earned (Points)





DHS, DFCS, Office of Provider Management
Performance-Based Placement Measures
RBWO Provider GA+SCORECARD - CCI
Report Quarter: Q3 FY2017



Provider/Program Name: Open Arms of Blue Ridge, Inc. - (5135) - CCI

126 Walter Mountain Drive, Epworth, GA 30541 Phone: 706-632-2029 Vendor ID# 114380		Quarterly Scores (Grades)		Current Quarter Score (Grade)
		Q1: 80.44 (B-)	Q2: 76.85 (C)	76.20%
		Q3: 76.20 (C)	Q4: (N/A)	(C)
Program Census Information:		# Children in Care During Quarter: 15	# Placements During Quarter: 16	# Children in Care On Last Day: 10
	Avg Performance All CCIs (%)	Provider Performance (%)*	Possible Points (Weight)	Provider Points Earned
OPM Monitoring Reviews				
Annual Comprehensive Reviews	89%	96%	25	24.10
Safety Reviews	95%	97%	15	14.50
Monitoring Sub-Total			40	38.60
CCI Safety Outcomes				
Incidence of Maltreatment	0.11%	No Substantiated Reports	10	10.00
Staff Training	75%	0%	10	0.00
Safety Sub-Total			20	10.00
CCI Permanency Outcomes				
Placement Stability	91%	87%	15	13.05
Permanency Sub-Total			15	13.05
CCI Well-Being Outcomes				
EPSDT Medical Visits	94%	90%	4	3.60
EPSDT Dental Visits	88%	60%	4	2.40
Academic Supports	79%	0%	3	0.00
Provider ECEM Visits	83%	45%	7	3.15
Provider General Contacts	81%	0%	7	0.00
Placements with Siblings	38%	Not Eligible	Not Scored	Not Scored
Placements within Legal County	15%	11%	Not Scored	Not Scored
Well-Being Sub-Total			25	9.15
*Performance calculation descriptions can be found in the FY 2017 RBWO PBP Measurements and Standards Guide.				

Monitoring & Outcomes: Possible Points = 100		Points Earned = 70.80	
Score Before Incentives Credit			70.80%
Incentives Awarded			5.40 pts
PBP Verification			N/A pts
Total Score			76.20%



DHS, DFCS, Office of Provider Management
Performance-Based Placement Measures
RBWO Provider GA+SCORECARD - CCI
Report Quarter: Q3 FY2017



Provider/Program Name: Open Arms of Blue Ridge, Inc. - (5135) - CCI

Program Census Information:		# Children in Care During Quarter: 15	# Placements During Quarter: 16	# Children in Care On Last Day: 10
CCI Incentive Credits	Avg Performance All CCIs (Points)	Provider Performance (%)*	Possible Points (Weight)	Provider Points Earned
Early EPSDT Medical Visits		50%	2	1.00
Early EPSDT Dental Visits		20%	2	0.40
Permanency Contacts		0%	5	0.00
Additional Academic Supports		0%	2	0.00
Active Agency Accreditation		0%	4	0.00
Staff Clinical Licensure		0%	5	0.00
Behavior Management (threshold = 0)		100%	4	4.00
Incentives Total	7.73		24	5.40
Maximum total combined incentive credit allowed is 10 points.			Incentives Awarded	5.40

*Performance calculation descriptions can be found in the FY 2017 RBWO PBP Measurements and Standards Guide.

Child Protective Services Investigations and Dispositions

The following investigations data, which is not used for scoring but is considered significant to a provider's performance, is from Georgia SHINES and is not considered final or complete until the end of the fiscal year.

Total Reports:	0	
Number Screened In:	0	
Number Screened Out:	0	
Number Substantiated:	0	
Number Unsubstantiated:	0	
Number Active CPS Investigations:	0	



DHS, DFCS, Office of Provider Management
Performance-Based Placement Measures
RBWO Provider GA+SCORECARD - CCI



Report Quarter: Q3 FY2017

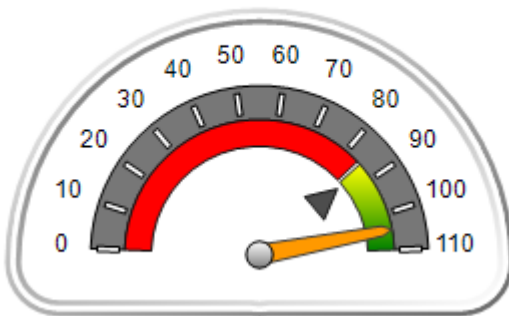
Provider/Program Name: Open Door Home - Boys Annex Long Term Program (940) - CCI

792 John Davenport Dr., Rome, GA 30165 Phone: 706-233-9175 Vendor ID# 35532	Quarterly Scores (Grades)		Current Quarter Score (Grade)
	Q1: 102.20 (A+)	Q2: 100.11 (A+)	104.48% (A+)
	Q3: 104.48 (A+)	Q4: (N/A)	
Program Census Information:	# Children in Care During Quarter: 12	# Placements During Quarter: 12	# Children in Care On Last Day: 11

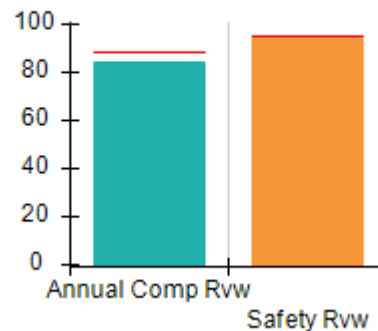
Quarterly Provider Comparisons to All CCIs

▼ — indicates average for all CCIs

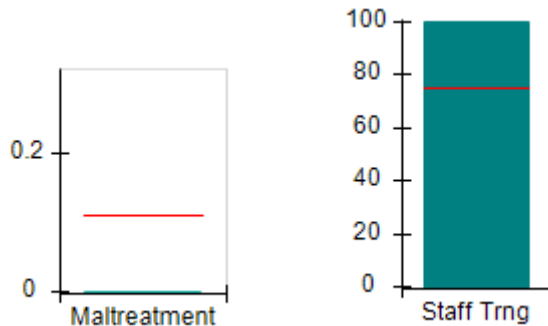
Overall Score (%)



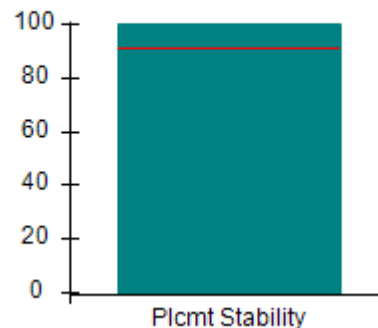
OPM Monitoring Reviews (%)



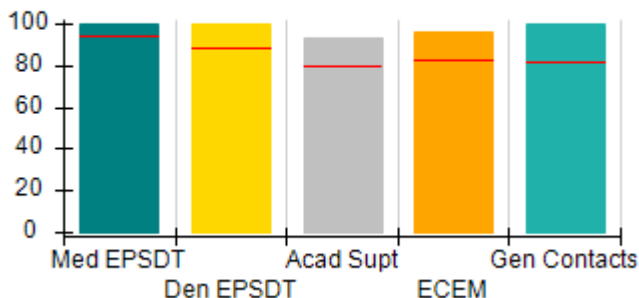
Safety Outcomes (%)



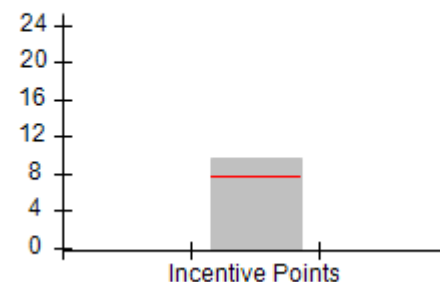
Permanency Outcomes (%)



Well-Being Outcomes (%)



Incentives Earned (Points)





DHS, DFCS, Office of Provider Management
Performance-Based Placement Measures
RBWO Provider GA+SCORECARD - CCI
Report Quarter: Q3 FY2017



Provider/Program Name: Open Door Home - Boys Annex Long Term Program (940) - CCI

792 John Davenport Dr., Rome, GA 30165 Phone: 706-233-9175 Vendor ID# 35532	Quarterly Scores (Grades)		Current Quarter Score (Grade)
	Q1: 102.20 (A+)	Q2: 100.11 (A+)	104.48%
	Q3: 104.48 (A+)	Q4: (N/A)	(A+)

Program Census Information:	# Children in Care During Quarter: 12	# Placements During Quarter: 12	# Children in Care On Last Day: 11
-----------------------------	---------------------------------------	---------------------------------	------------------------------------

	Avg Performance All CCIs (%)	Provider Performance (%)*	Possible Points (Weight)	Provider Points Earned
--	-------------------------------------	----------------------------------	---------------------------------	-------------------------------

OPM Monitoring Reviews

Annual Comprehensive Reviews	89%	84%	25	21.05
Safety Reviews	95%	95%	15	14.20
Monitoring Sub-Total			40	35.25

CCI Safety Outcomes

Incidence of Maltreatment	0.11%	No Substantiated Reports	10	10.00
Staff Training	75%	100%	10	10.00
Safety Sub-Total			20	20.00

CCI Permanency Outcomes

Placement Stability	91%	100%	15	15.00
Permanency Sub-Total			15	15.00

CCI Well-Being Outcomes

EPSDT Medical Visits	94%	100%	4	4.00
EPSDT Dental Visits	88%	100%	4	4.00
Academic Supports	79%	93%	3	2.79
Provider ECEM Visits	83%	96%	7	6.72
Provider General Contacts	81%	100%	7	7.00
Placements with Siblings	38%	100%	Not Scored	Not Scored
Placements within Legal County	15%	100%	Not Scored	Not Scored
Well-Being Sub-Total			25	24.51

*Performance calculation descriptions can be found in the FY 2017 RBWO PBP Measurements and Standards Guide.

Monitoring & Outcomes: Possible Points = 100		Points Earned = 94.76	
Score Before Incentives Credit		94.76%	
Incentives Awarded		9.72 pts	
PBP Verification		N/A pts	
Total Score		104.48%	



DHS, DFCS, Office of Provider Management
Performance-Based Placement Measures
RBWO Provider GA+SCORECARD - CCI
Report Quarter: Q3 FY2017



Provider/Program Name: Open Door Home - Boys Annex Long Term Program (940) - CCI

Program Census Information:		# Children in Care During Quarter: 12	# Placements During Quarter: 12	# Children in Care On Last Day: 11
CCI Incentive Credits	Avg Performance All CCIs (Points)	Provider Performance (%)*	Possible Points (Weight)	Provider Points Earned
Early EPSDT Medical Visits		100%	2	2.00
Early EPSDT Dental Visits		100%	2	2.00
Permanency Contacts		None Planned	5	
Additional Academic Supports		86%	2	1.72
Active Agency Accreditation		0%	4	0.00
Staff Clinical Licensure		0%	5	0.00
Behavior Management (threshold = 0)		100%	4	4.00
Incentives Total	7.73		24	9.72
Maximum total combined incentive credit allowed is 10 points.			Incentives Awarded	9.72

*Performance calculation descriptions can be found in the FY 2017 RBWO PBP Measurements and Standards Guide.

Child Protective Services Investigations and Dispositions

The following investigations data, which is not used for scoring but is considered significant to a provider's performance, is from Georgia SHINES and is not considered final or complete until the end of the fiscal year.

Total Reports:	0	
Number Screened In:	0	
Number Screened Out:	0	
Number Substantiated:	0	
Number Unsubstantiated:	0	
Number Active CPS Investigations:	0	



DHS, DFCS, Office of Provider Management
Performance-Based Placement Measures
RBWO Provider GA+SCORECARD - CCI



Report Quarter: Q3 FY2017

Provider/Program Name: Open Door Home - Girls Annex Long Term Program (939) - CCI

5 Leon St., Rome, GA 30165

Phone: 706 232-6662

Vendor ID# 35531

Quarterly Scores (Grades)

Q1: 104.93 (A+)

Q2: 101.72 (A+)

Q3: 104.32 (A+)

Q4: (N/A)

Current Quarter Score (Grade)

104.32%

(A+)

Program Census Information:

Children in Care During
Quarter: 15

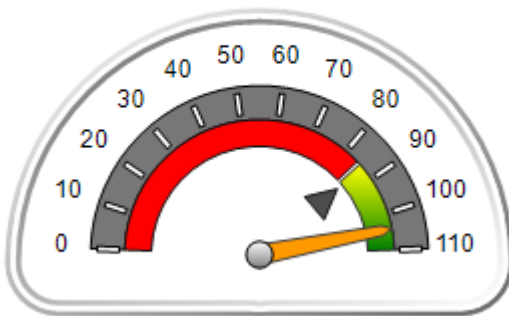
Placements During
Quarter: 15

Children in Care On Last
Day: 12

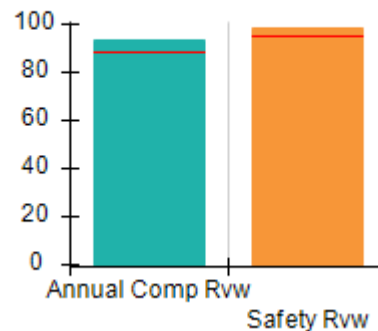
Quarterly Provider Comparisons to All CCIs

▼ indicates average for all CCIs

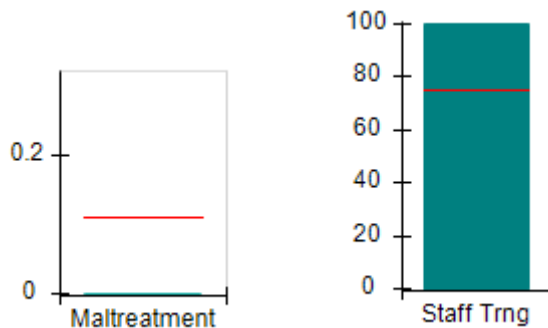
Overall Score (%)



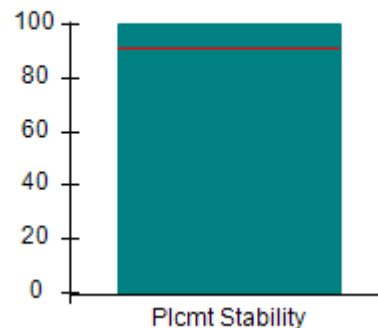
OPM Monitoring Reviews (%)



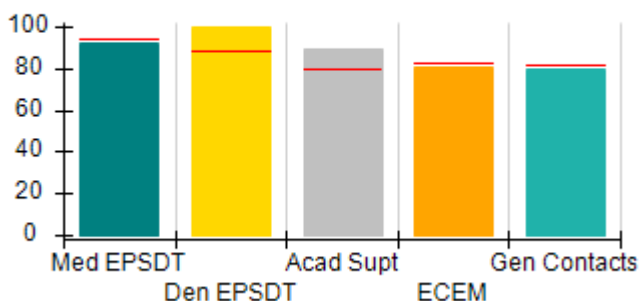
Safety Outcomes (%)



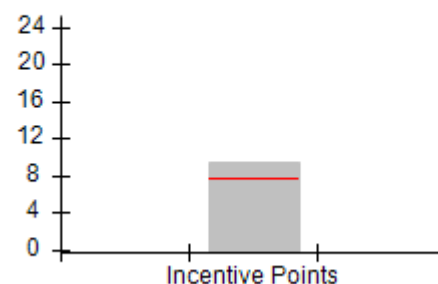
Permanency Outcomes (%)



Well-Being Outcomes (%)



Incentives Earned (Points)





DHS, DFCS, Office of Provider Management
Performance-Based Placement Measures
RBWO Provider GA+SCORECARD - CCI
Report Quarter: Q3 FY2017



Provider/Program Name: Open Door Home - Girls Annex Long Term Program (939) - CCI

5 Leon St., Rome, GA 30165 Phone: 706 232-6662 Vendor ID# 35531	Quarterly Scores (Grades)		Current Quarter Score (Grade)
	Q1: 104.93 (A+)	Q2: 101.72 (A+)	104.32%
	Q3: 104.32 (A+)	Q4: (N/A)	(A+)

Program Census Information:	# Children in Care During Quarter: 15	# Placements During Quarter: 15	# Children in Care On Last Day: 12
-----------------------------	---------------------------------------	---------------------------------	------------------------------------

	Avg Performance All CCIs (%)	Provider Performance (%)*	Possible Points (Weight)	Provider Points Earned
--	-------------------------------------	----------------------------------	---------------------------------	-------------------------------

OPM Monitoring Reviews

Annual Comprehensive Reviews	89%	94%	25	23.42
Safety Reviews	95%	99%	15	14.84
Monitoring Sub-Total			40	38.26

CCI Safety Outcomes

Incidence of Maltreatment	0.11%	No Substantiated Reports	10	10.00
Staff Training	75%	100%	10	10.00
Safety Sub-Total			20	20.00

CCI Permanency Outcomes

Placement Stability	91%	100%	15	15.00
Permanency Sub-Total			15	15.00

CCI Well-Being Outcomes

EPSDT Medical Visits	94%	92%	4	3.68
EPSDT Dental Visits	88%	100%	4	4.00
Academic Supports	79%	89%	3	2.67
Provider ECEM Visits	83%	81%	7	5.67
Provider General Contacts	81%	80%	7	5.60
Placements with Siblings	38%	65%	Not Scored	Not Scored
Placements within Legal County	15%	100%	Not Scored	Not Scored
Well-Being Sub-Total			25	21.62

*Performance calculation descriptions can be found in the FY 2017 RBWO PBP Measurements and Standards Guide.

Monitoring & Outcomes: Possible Points = 100		Points Earned = 94.88	
Score Before Incentives Credit		94.88%	
Incentives Awarded		9.44 pts	
PBP Verification		N/A pts	
Total Score		104.32%	



DHS, DFCS, Office of Provider Management
Performance-Based Placement Measures
RBWO Provider GA+SCORECARD - CCI
Report Quarter: Q3 FY2017



Provider/Program Name: Open Door Home - Girls Annex Long Term Program (939) - CCI

Program Census Information:		# Children in Care During Quarter: 15	# Placements During Quarter: 15	# Children in Care On Last Day: 12
CCI Incentive Credits	Avg Performance All CCIs (Points)	Provider Performance (%)*	Possible Points (Weight)	Provider Points Earned
Early EPSDT Medical Visits		86%	2	1.72
Early EPSDT Dental Visits		100%	2	2.00
Permanency Contacts		0%	5	0.00
Additional Academic Supports		86%	2	1.72
Active Agency Accreditation		0%	4	0.00
Staff Clinical Licensure		0%	5	0.00
Behavior Management (threshold = 0)		100%	4	4.00
Incentives Total	7.73		24	9.44
Maximum total combined incentive credit allowed is 10 points.			Incentives Awarded	9.44

*Performance calculation descriptions can be found in the FY 2017 RBWO PBP Measurements and Standards Guide.

Child Protective Services Investigations and Dispositions

The following investigations data, which is not used for scoring but is considered significant to a provider's performance, is from Georgia SHINES and is not considered final or complete until the end of the fiscal year.

Total Reports:	0	
Number Screened In:	0	
Number Screened Out:	0	
Number Substantiated:	0	
Number Unsubstantiated:	0	
Number Active CPS Investigations:	0	



DHS, DFCS, Office of Provider Management
Performance-Based Placement Measures
RBWO Provider GA+SCORECARD - CCI



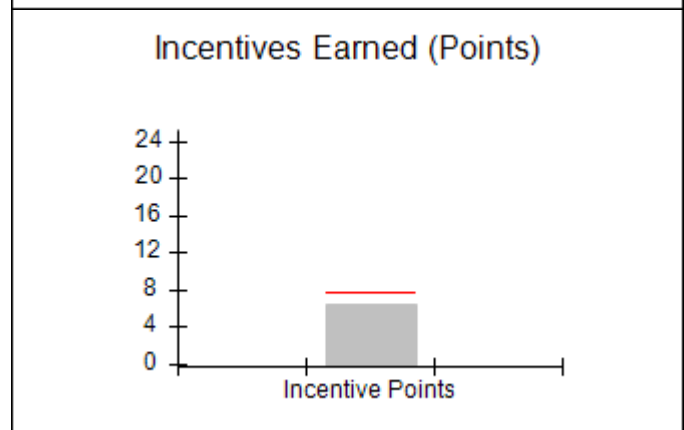
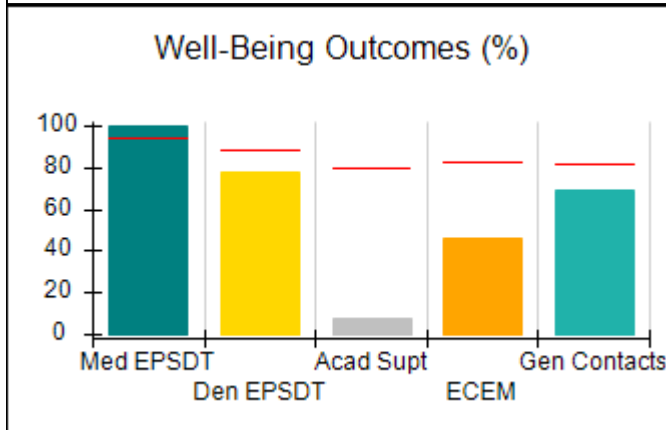
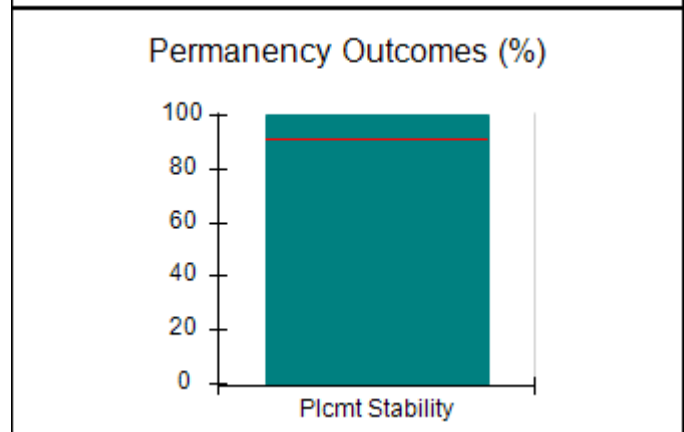
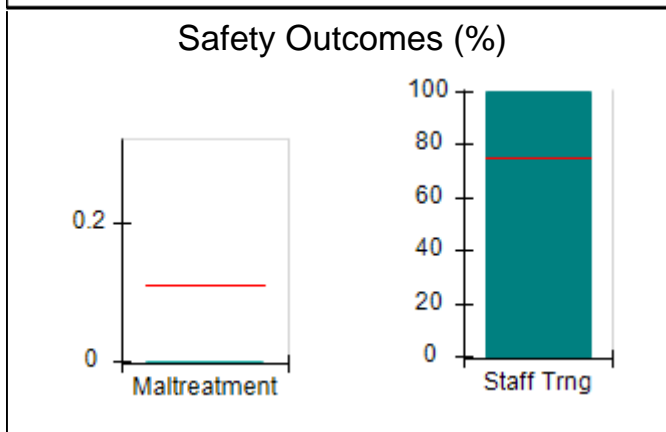
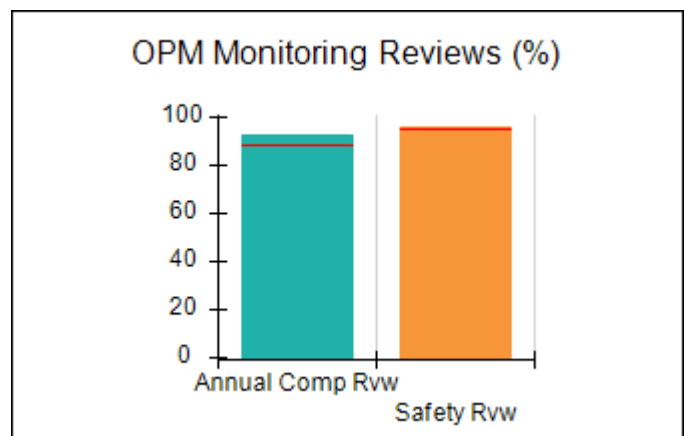
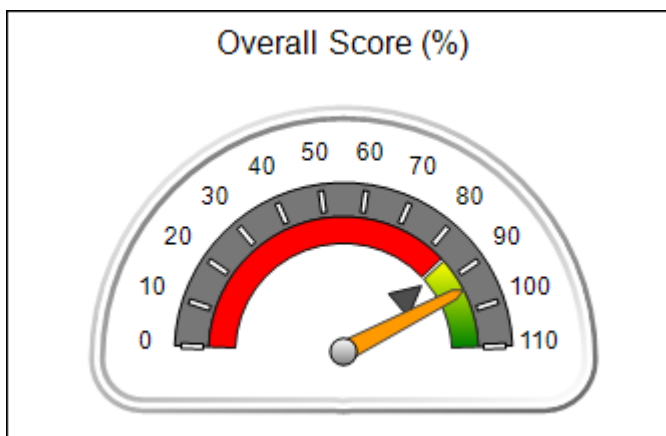
Report Quarter: Q3 FY2017

Provider/Program Name: Our House for Kids - (792) - CCI

114 Old Moores Mill Rd., Bremen, GA 30110 Phone: 770-537-1940 Vendor ID# 35536	Quarterly Scores (Grades)		Current Quarter Score (Grade)
	Q1: 96.66 (A)	Q2: 89.23 (B+)	94.25% (A)
	Q3: 94.25 (A)	Q4: (N/A)	
Program Census Information:	# Children in Care During Quarter: 12	# Placements During Quarter: 12	# Children in Care On Last Day: 8

Quarterly Provider Comparisons to All CCIs

▼ — indicates average for all CCIs





DHS, DFCS, Office of Provider Management
Performance-Based Placement Measures
RBWO Provider GA+SCORECARD - CCI
Report Quarter: Q3 FY2017



Provider/Program Name: Our House for Kids - (792) - CCI

114 Old Moores Mill Rd., Bremen, GA 30110 Phone: 770-537-1940 Vendor ID# 35536	Quarterly Scores (Grades)		Current Quarter Score (Grade)
	Q1: 96.66 (A)	Q2: 89.23 (B+)	94.25%
	Q3: 94.25 (A)	Q4: (N/A)	(A)

Program Census Information:	# Children in Care During Quarter: 12	# Placements During Quarter: 12	# Children in Care On Last Day: 8
------------------------------------	---------------------------------------	---------------------------------	-----------------------------------

	Avg Performance All CCIs (%)	Provider Performance (%)*	Possible Points (Weight)	Provider Points Earned
--	-------------------------------------	----------------------------------	---------------------------------	-------------------------------

OPM Monitoring Reviews

Annual Comprehensive Reviews	89%	92%	25	23.10
Safety Reviews	95%	96%	15	14.41
Monitoring Sub-Total			40	37.50

CCI Safety Outcomes

Incidence of Maltreatment	0.11%	No Substantiated Reports	10	10.00
Staff Training	75%	100%	10	10.00
Safety Sub-Total			20	20.00

CCI Permanency Outcomes

Placement Stability	91%	100%	15	15.00
Permanency Sub-Total			15	15.00

CCI Well-Being Outcomes

EPSDT Medical Visits	94%	100%	4	4.00
EPSDT Dental Visits	88%	78%	4	3.12
Academic Supports	79%	8%	3	0.24
Provider ECEM Visits	83%	46%	7	3.22
Provider General Contacts	81%	69%	7	4.83
Placements with Siblings	38%	7%	Not Scored	Not Scored
Placements within Legal County	15%	Not Eligible	Not Scored	Not Scored
Well-Being Sub-Total			25	15.41

*Performance calculation descriptions can be found in the FY 2017 RBWO PBP Measurements and Standards Guide.

Monitoring & Outcomes: Possible Points = 100		Points Earned = 87.91	
Score Before Incentives Credit		87.91%	
Incentives Awarded		6.34 pts	
PBP Verification		N/A pts	
Total Score		94.25%	



DHS, DFCS, Office of Provider Management
Performance-Based Placement Measures
RBWO Provider GA+SCORECARD - CCI
Report Quarter: Q3 FY2017



Provider/Program Name: Our House for Kids - (792) - CCI

Program Census Information:		# Children in Care During Quarter: 12	# Placements During Quarter: 12	# Children in Care On Last Day: 8
CCI Incentive Credits	Avg Performance All CCIs (Points)	Provider Performance (%)*	Possible Points (Weight)	Provider Points Earned
Early EPSDT Medical Visits		100%	2	2.00
Early EPSDT Dental Visits		17%	2	0.34
Permanency Contacts		None Planned	5	
Additional Academic Supports		0%	2	0.00
Active Agency Accreditation		0%	4	0.00
Staff Clinical Licensure		0%	5	0.00
Behavior Management (threshold = 0)		100%	4	4.00
Incentives Total	7.73		24	6.34
Maximum total combined incentive credit allowed is 10 points.			Incentives Awarded	6.34

*Performance calculation descriptions can be found in the FY 2017 RBWO PBP Measurements and Standards Guide.

Child Protective Services Investigations and Dispositions

The following investigations data, which is not used for scoring but is considered significant to a provider's performance, is from Georgia SHINES and is not considered final or complete until the end of the fiscal year.

Total Reports:	0	
Number Screened In:	0	
Number Screened Out:	0	
Number Substantiated:	0	
Number Unsubstantiated:	0	
Number Active CPS Investigations:	0	



DHS, DFCS, Office of Provider Management
Performance-Based Placement Measures
RBWO Provider GA+SCORECARD - CCI



Report Quarter: Q3 FY2017

Provider/Program Name: Park Place Outreach (formerly Marshland Foundation) - (732) - CCI

514 East Henry Street, Savannah, GA 31401

Phone: 912-234-4048

Vendor ID# 35537

Quarterly Scores (Grades)

Current Quarter Score (Grade)

Q1: 99.66 (A+)

Q2: 81.09 (B-)

97.54%

Q3: 97.54 (A+)

Q4: (N/A)

(A+)

Program Census Information:

Children in Care During Quarter: 1

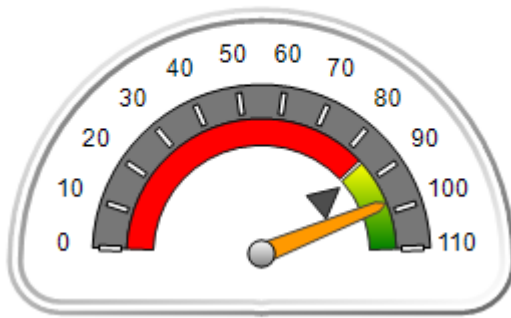
Placements During Quarter: 1

Children in Care On Last Day: 0

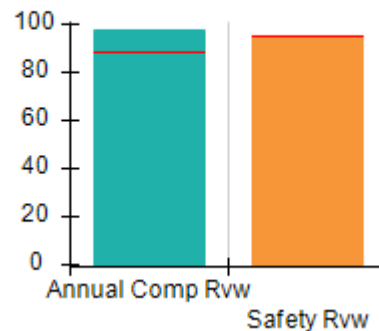
Quarterly Provider Comparisons to All CCIs

▼ indicates average for all CCIs

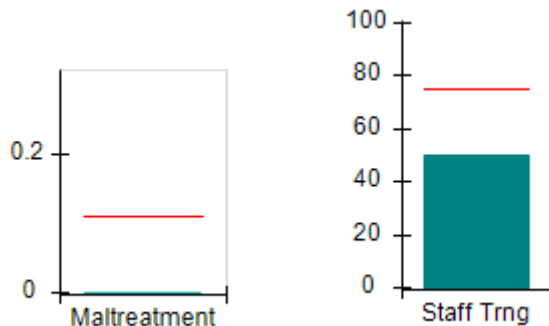
Overall Score (%)



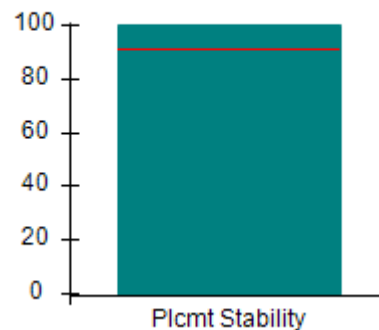
OPM Monitoring Reviews (%)



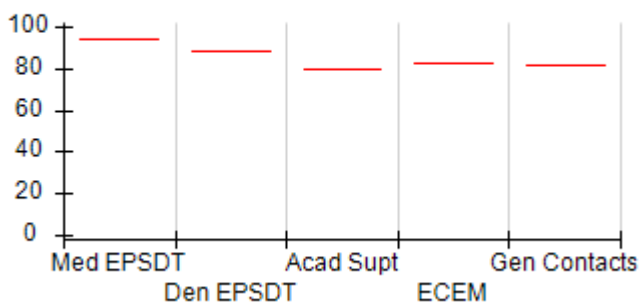
Safety Outcomes (%)



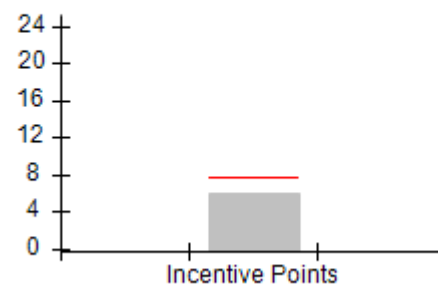
Permanency Outcomes (%)



Well-Being Outcomes (%)



Incentives Earned (Points)





DHS, DFCS, Office of Provider Management
Performance-Based Placement Measures
RBWO Provider GA+SCORECARD - CCI



Report Quarter: Q3 FY2017

Provider/Program Name: Park Place Outreach (formerly Marshland Foundation) - (732) - CCI

514 East Henry Street, Savannah, GA 31401 Phone: 912-234-4048 Vendor ID# 35537	Quarterly Scores (Grades)		Current Quarter Score (Grade)
	Q1: 99.66 (A+)	Q2: 81.09 (B-)	97.54%
	Q3: 97.54 (A+)	Q4: (N/A)	(A+)

Program Census Information:	# Children in Care During Quarter: 1	# Placements During Quarter: 1	# Children in Care On Last Day: 0
-----------------------------	--------------------------------------	--------------------------------	-----------------------------------

	Avg Performance All CCIs (%)	Provider Performance (%)*	Possible Points (Weight)	Provider Points Earned
--	-------------------------------------	----------------------------------	---------------------------------	-------------------------------

OPM Monitoring Reviews

Annual Comprehensive Reviews	89%	97%	25	24.35
Safety Reviews	95%	95%	15	14.31
Monitoring Sub-Total			40	38.66

CCI Safety Outcomes

Incidence of Maltreatment	0.11%	No Substantiated Reports	10	10.00
Staff Training	75%	50%	10	5.00
Safety Sub-Total			20	15.00

CCI Permanency Outcomes

Placement Stability	91%	100%	15	15.00
Permanency Sub-Total			15	15.00

CCI Well-Being Outcomes

EPSDT Medical Visits	94%	Not Eligible		
EPSDT Dental Visits	88%	Not Eligible		
Academic Supports	79%	Not Eligible		
Provider ECEM Visits	83%	Not Eligible		
Provider General Contacts	81%	Not Eligible		
Placements with Siblings	38%	Not Eligible	Not Scored	Not Scored
Placements within Legal County	15%	100%	Not Scored	Not Scored
Well-Being Sub-Total			N/A	

*Performance calculation descriptions can be found in the FY 2017 RBWO PBP Measurements and Standards Guide.

Monitoring & Outcomes: Possible Points = 75		Points Earned = 68.66	
Score Before Incentives Credit			91.54%
Incentives Awarded			6.00 pts
PBP Verification			N/A pts
Total Score			97.54%



DHS, DFCS, Office of Provider Management
Performance-Based Placement Measures
RBWO Provider GA+SCORECARD - CCI



Report Quarter: Q3 FY2017

Provider/Program Name: Park Place Outreach (formerly Marshland Foundation) - (732) - CCI

Program Census Information:		# Children in Care During Quarter: 1	# Placements During Quarter: 1	# Children in Care On Last Day: 0
CCI Incentive Credits	Avg Performance All CCIs (Points)	Provider Performance (%)*	Possible Points (Weight)	Provider Points Earned
Early EPSDT Medical Visits		Not Eligible	2	
Early EPSDT Dental Visits		Not Eligible	2	
Permanency Contacts		None Planned	5	
Additional Academic Supports		Not Eligible	2	
Active Agency Accreditation		50%	4	2.00
Staff Clinical Licensure		0%	5	0.00
Behavior Management (threshold = 0)		100%	4	4.00
Incentives Total	7.73		24	6.00
Maximum total combined incentive credit allowed is 10 points.			Incentives Awarded	6.00

*Performance calculation descriptions can be found in the FY 2017 RBWO PBP Measurements and Standards Guide.

Child Protective Services Investigations and Dispositions

The following investigations data, which is not used for scoring but is considered significant to a provider's performance, is from Georgia SHINES and is not considered final or complete until the end of the fiscal year.

Total Reports:	0
Number Screened In:	0
Number Screened Out:	0
Number Substantiated:	0
Number Unsubstantiated:	0
Number Active CPS Investigations:	0



DHS, DFCS, Office of Provider Management
Performance-Based Placement Measures
RBWO Provider GA+SCORECARD - CCI



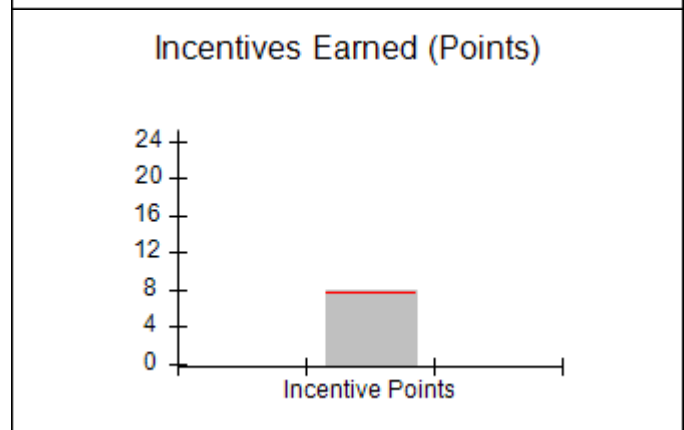
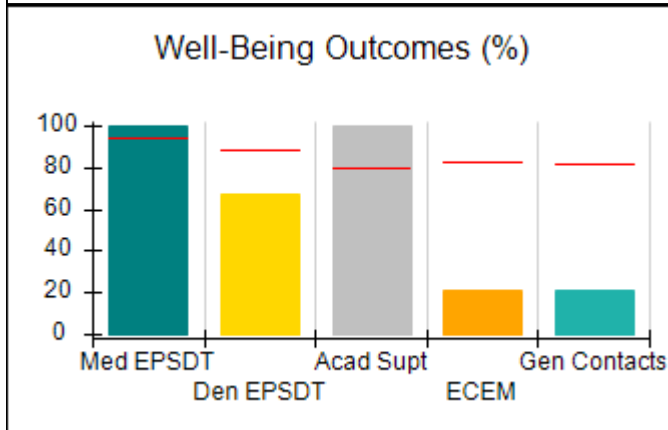
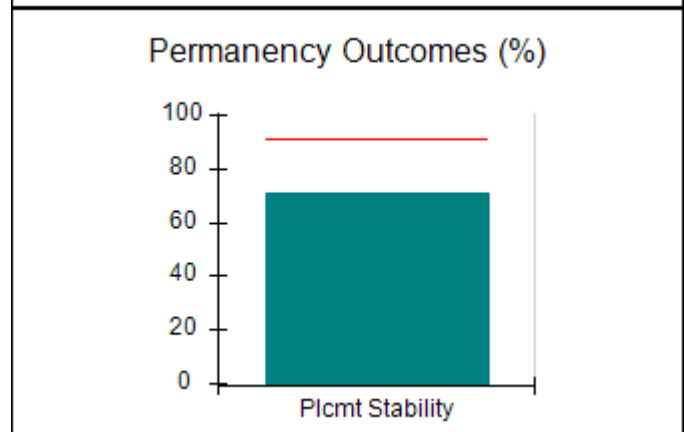
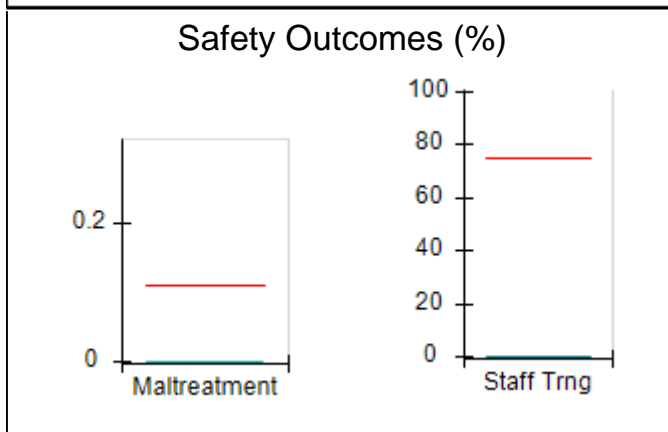
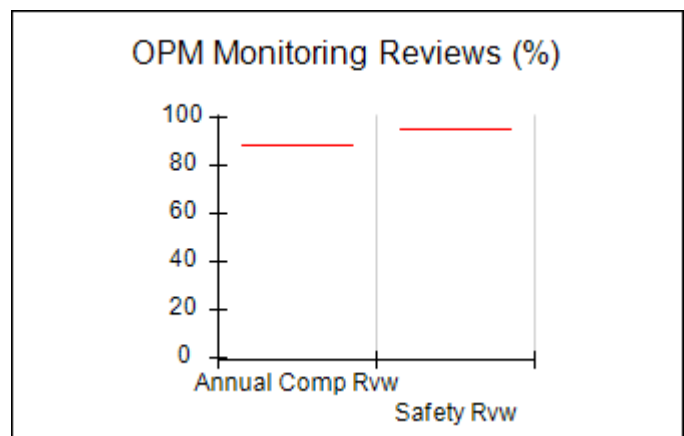
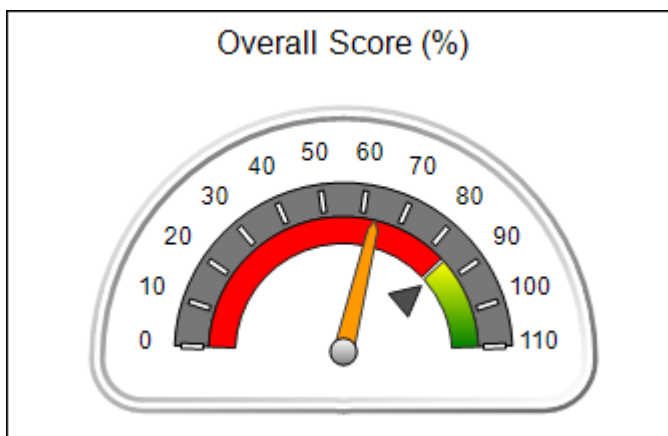
Report Quarter: Q3 FY2017

Provider/Program Name: Positive Growth - Jolly Ave. (794) - CCI

1033 Jolly Ave., Clarkston, GA 30021 Phone: 404-292-6420 Vendor ID# 35547	Quarterly Scores (Grades)		Current Quarter Score (Grade)
	Q1: (N/A)	Q2: 76.63 (C)	63.45% (D-)
	Q3: 63.45 (D-)	Q4: (N/A)	
Program Census Information:	# Children in Care During Quarter: 7	# Placements During Quarter: 7	# Children in Care On Last Day: 4

Quarterly Provider Comparisons to All CCIs

▼ — indicates average for all CCIs





DHS, DFCS, Office of Provider Management
Performance-Based Placement Measures
RBWO Provider GA+SCORECARD - CCI



Report Quarter: Q3 FY2017

Provider/Program Name: Positive Growth - Jolly Ave. (794) - CCI

1033 Jolly Ave., Clarkston, GA 30021		Quarterly Scores (Grades)		Current Quarter Score (Grade)
Phone: 404-292-6420		Q1: (N/A)	Q2: 76.63 (C)	63.45% (D-)
Vendor ID# 35547		Q3: 63.45 (D-)	Q4: (N/A)	
Program Census Information:		# Children in Care During Quarter: 7	# Placements During Quarter: 7	# Children in Care On Last Day: 4
	Avg Performance All CCIs (%)	Provider Performance (%)*	Possible Points (Weight)	Provider Points Earned
OPM Monitoring Reviews				
Annual Comprehensive Reviews	89%	Not Yet Conducted		
Safety Reviews	95%	Not Yet Conducted		
Monitoring Sub-Total				0.00
CCI Safety Outcomes				
Incidence of Maltreatment	0.11%	No Substantiated Reports	10	10.00
Staff Training	75%	0%	10	0.00
Safety Sub-Total			20	10.00
CCI Permanency Outcomes				
Placement Stability	91%	71%	15	10.65
Permanency Sub-Total			15	10.65
CCI Well-Being Outcomes				
EPSDT Medical Visits	94%	100%	4	4.00
EPSDT Dental Visits	88%	67%	4	2.68
Academic Supports	79%	100%	3	3.00
Provider ECEM Visits	83%	21%	7	1.47
Provider General Contacts	81%	21%	7	1.47
Placements with Siblings	38%	50%	Not Scored	Not Scored
Placements within Legal County	15%	0%	Not Scored	Not Scored
Well-Being Sub-Total			25	12.62
*Performance calculation descriptions can be found in the FY 2017 RBWO PBP Measurements and Standards Guide.				

Monitoring & Outcomes: Possible Points = 60	Points Earned = 33.27
Score Before Incentives Credit	55.45%
Incentives Awarded	8.00 pts
PBP Verification	N/A pts
Total Score	63.45%



DHS, DFCS, Office of Provider Management
Performance-Based Placement Measures
RBWO Provider GA+SCORECARD - CCI
Report Quarter: Q3 FY2017



Provider/Program Name: Positive Growth - Jolly Ave. (794) - CCI

Program Census Information:		# Children in Care During Quarter: 7	# Placements During Quarter: 7	# Children in Care On Last Day: 4
CCI Incentive Credits	Avg Performance All CCIs (Points)	Provider Performance (%)*	Possible Points (Weight)	Provider Points Earned
Early EPSDT Medical Visits		Not Eligible	2	
Early EPSDT Dental Visits		0%	2	0.00
Permanency Contacts		0%	5	0.00
Additional Academic Supports		100%	2	2.00
Active Agency Accreditation		50%	4	2.00
Staff Clinical Licensure		0%	5	0.00
Behavior Management (threshold = 0)		100%	4	4.00
Incentives Total	7.73		24	8.00
Maximum total combined incentive credit allowed is 10 points.			Incentives Awarded	8.00

*Performance calculation descriptions can be found in the FY 2017 RBWO PBP Measurements and Standards Guide.

Child Protective Services Investigations and Dispositions

The following investigations data, which is not used for scoring but is considered significant to a provider's performance, is from Georgia SHINES and is not considered final or complete until the end of the fiscal year.

Total Reports:	0	
Number Screened In:	0	
Number Screened Out:	0	
Number Substantiated:	0	
Number Unsubstantiated:	0	
Number Active CPS Investigations:	0	



DHS, DFCS, Office of Provider Management
Performance-Based Placement Measures
RBWO Provider GA+SCORECARD - CCI



Report Quarter: Q3 FY2017

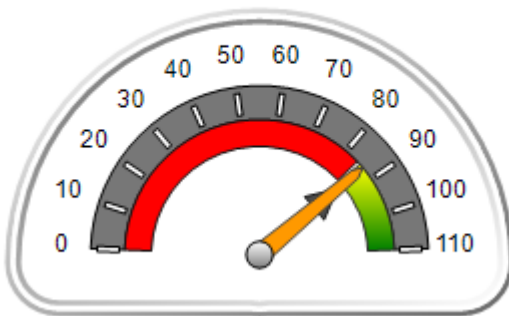
Provider/Program Name: Positive Growth - Ponce De Leon Ave. (795) - CCI

4036 Ponce De Leon Ave., Clarkston, GA 30021 Phone: 404-292-6420 Vendor ID# 35546	Quarterly Scores (Grades)		Current Quarter Score (Grade)
	Q1: 85.74 (B)	Q2: 83.13 (B-)	86.21% (B)
	Q3: 86.21 (B)	Q4: (N/A)	
Program Census Information:	# Children in Care During Quarter: 13	# Placements During Quarter: 14	# Children in Care On Last Day: 4

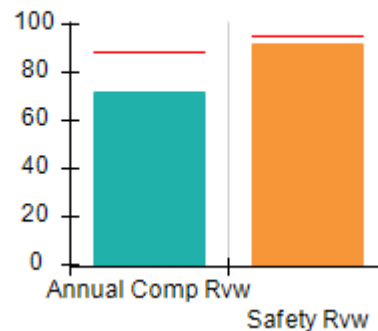
Quarterly Provider Comparisons to All CCIs

▼ — indicates average for all CCIs

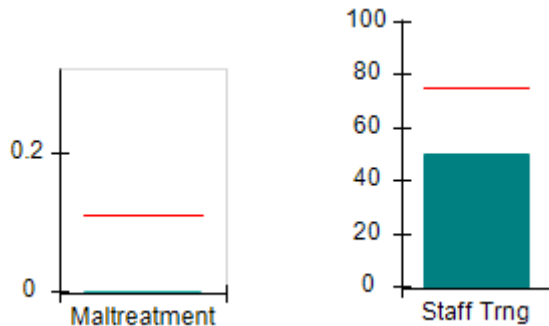
Overall Score (%)



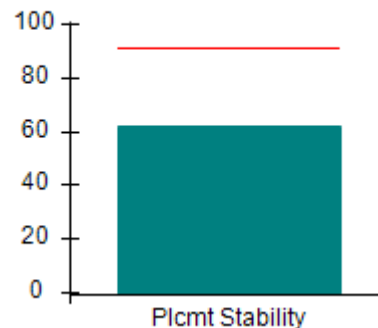
OPM Monitoring Reviews (%)



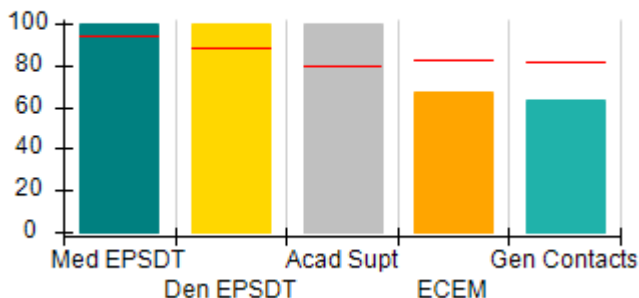
Safety Outcomes (%)



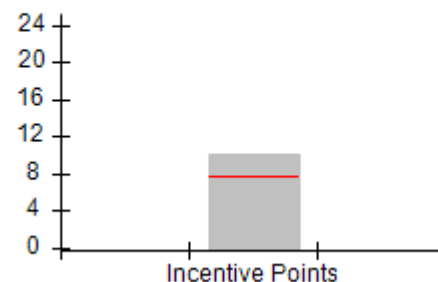
Permanency Outcomes (%)



Well-Being Outcomes (%)



Incentives Earned (Points)





DHS, DFCS, Office of Provider Management
Performance-Based Placement Measures
RBWO Provider GA+SCORECARD - CCI
Report Quarter: Q3 FY2017



Provider/Program Name: Positive Growth - Ponce De Leon Ave. (795) - CCI

4036 Ponce De Leon Ave., Clarkston, GA 30021 Phone: 404-292-6420 Vendor ID# 35546		Quarterly Scores (Grades)		Current Quarter Score (Grade)
		Q1: 85.74 (B)	Q2: 83.13 (B-)	86.21%
		Q3: 86.21 (B)	Q4: (N/A)	(B)
Program Census Information:		# Children in Care During Quarter: 13	# Placements During Quarter: 14	# Children in Care On Last Day: 4
	Avg Performance All CCIs (%)	Provider Performance (%)*	Possible Points (Weight)	Provider Points Earned
OPM Monitoring Reviews				
Annual Comprehensive Reviews	89%	72%	25	17.98
Safety Reviews	95%	92%	15	13.83
Monitoring Sub-Total			40	31.81
CCI Safety Outcomes				
Incidence of Maltreatment	0.11%	No Substantiated Reports	10	10.00
Staff Training	75%	50%	10	5.00
Safety Sub-Total			20	15.00
CCI Permanency Outcomes				
Placement Stability	91%	62%	15	9.30
Permanency Sub-Total			15	9.30
CCI Well-Being Outcomes				
EPSDT Medical Visits	94%	100%	4	4.00
EPSDT Dental Visits	88%	100%	4	4.00
Academic Supports	79%	100%	3	3.00
Provider ECEM Visits	83%	67%	7	4.69
Provider General Contacts	81%	63%	7	4.41
Placements with Siblings	38%	0%	Not Scored	Not Scored
Placements within Legal County	15%	25%	Not Scored	Not Scored
Well-Being Sub-Total			25	20.10
*Performance calculation descriptions can be found in the FY 2017 RBWO PBP Measurements and Standards Guide.				

Monitoring & Outcomes: Possible Points = 100		Points Earned = 76.21	
Score Before Incentives Credit		76.21%	
Incentives Awarded		10.00 pts	
PBP Verification		N/A pts	
Total Score		86.21%	



DHS, DFCS, Office of Provider Management
Performance-Based Placement Measures
RBWO Provider GA+SCORECARD - CCI
Report Quarter: Q3 FY2017



Provider/Program Name: Positive Growth - Ponce De Leon Ave. (795) - CCI

Program Census Information:		# Children in Care During Quarter: 13	# Placements During Quarter: 14	# Children in Care On Last Day: 4
CCI Incentive Credits	Avg Performance All CCIs (Points)	Provider Performance (%)*	Possible Points (Weight)	Provider Points Earned
Early EPSDT Medical Visits		100%	2	2.00
Early EPSDT Dental Visits		100%	2	2.00
Permanency Contacts		0%	5	0.00
Additional Academic Supports		100%	2	2.00
Active Agency Accreditation		0%	4	0.00
Staff Clinical Licensure		0%	5	0.00
Behavior Management (threshold = 0)		100%	4	4.00
Incentives Total	7.73		24	10.00
Maximum total combined incentive credit allowed is 10 points.			Incentives Awarded	10.00

*Performance calculation descriptions can be found in the FY 2017 RBWO PBP Measurements and Standards Guide.

Child Protective Services Investigations and Dispositions

The following investigations data, which is not used for scoring but is considered significant to a provider's performance, is from Georgia SHINES and is not considered final or complete until the end of the fiscal year.

Total Reports:	0	
Number Screened In:	0	
Number Screened Out:	0	
Number Substantiated:	0	
Number Unsubstantiated:	1	
Number Active CPS Investigations:	-1	



DHS, DFCS, Office of Provider Management
Performance-Based Placement Measures
RBWO Provider GA+SCORECARD - CCI



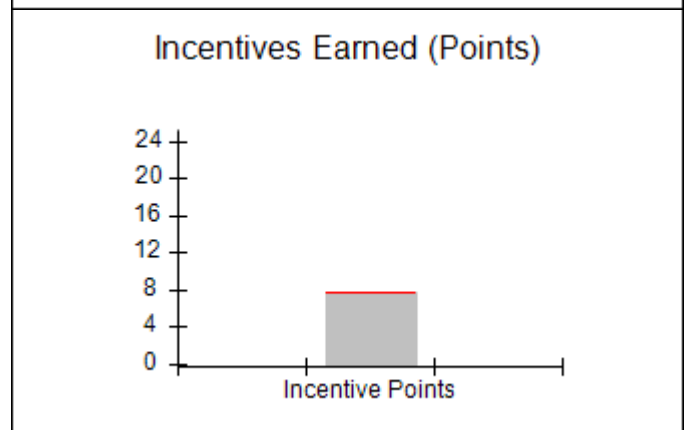
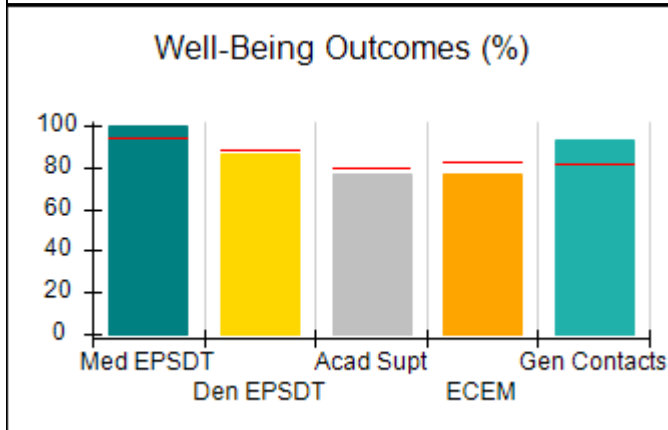
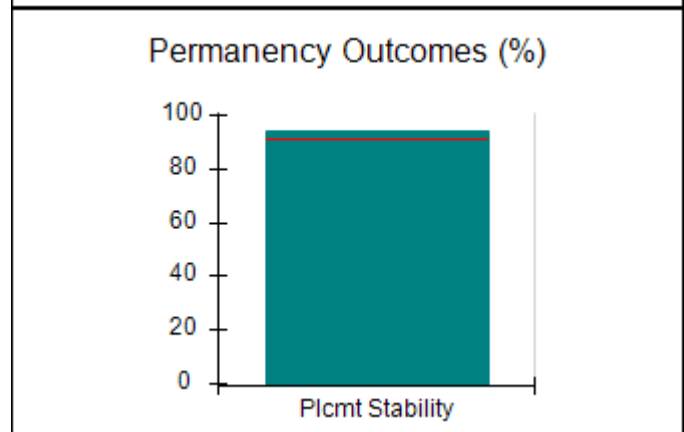
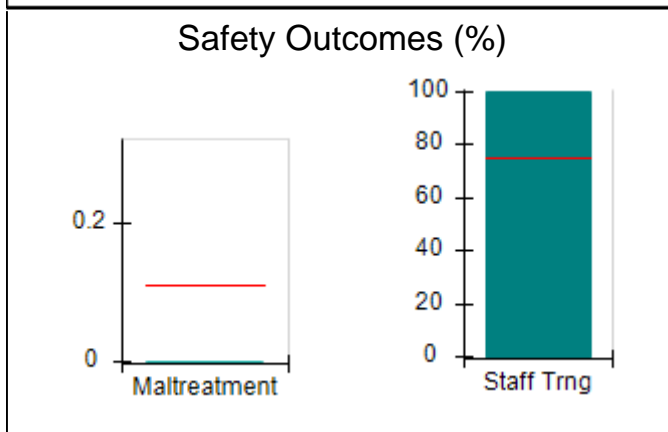
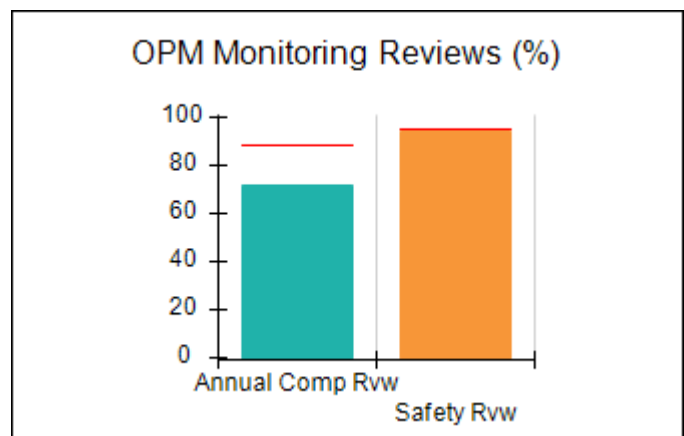
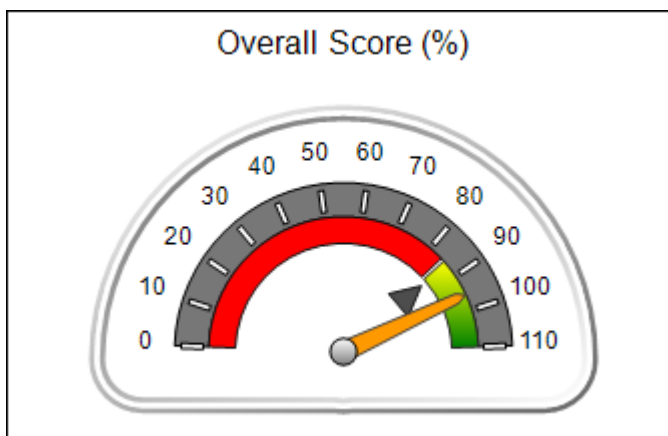
Report Quarter: Q3 FY2017

Provider/Program Name: Rainbow Children's Home - (809) - CCI

247 E. Main St., Dahlonega, GA 30533 Phone: 706-864-5110 Vendor ID# 35566	Quarterly Scores (Grades)		Current Quarter Score (Grade)
	Q1: 94.83 (A)	Q2: 92.38 (A-)	95.62%
	Q3: 95.62 (A)	Q4: (N/A)	(A)
Program Census Information:	# Children in Care During Quarter: 18	# Placements During Quarter: 18	# Children in Care On Last Day: 7

Quarterly Provider Comparisons to All CCIs

▼ — indicates average for all CCIs





DHS, DFCS, Office of Provider Management
Performance-Based Placement Measures
RBWO Provider GA+SCORECARD - CCI
Report Quarter: Q3 FY2017



Provider/Program Name: Rainbow Children's Home - (809) - CCI

247 E. Main St., Dahlonega, GA 30533 Phone: 706-864-5110 Vendor ID# 35566	Quarterly Scores (Grades)		Current Quarter Score (Grade)
	Q1: 94.83 (A)	Q2: 92.38 (A-)	95.62%
	Q3: 95.62 (A)	Q4: (N/A)	(A)

Program Census Information:	# Children in Care During Quarter: 18	# Placements During Quarter: 18	# Children in Care On Last Day: 7
------------------------------------	---------------------------------------	---------------------------------	-----------------------------------

	Avg Performance All CCIs (%)	Provider Performance (%)*	Possible Points (Weight)	Provider Points Earned
--	-------------------------------------	----------------------------------	---------------------------------	-------------------------------

OPM Monitoring Reviews

Annual Comprehensive Reviews	89%	72%	25	17.94
Safety Reviews	95%	94%	15	14.15
Monitoring Sub-Total			40	32.09

CCI Safety Outcomes

Incidence of Maltreatment	0.11%	No Substantiated Reports	10	10.00
Staff Training	75%	100%	10	10.00
Safety Sub-Total			20	20.00

CCI Permanency Outcomes

Placement Stability	91%	94%	15	14.10
Permanency Sub-Total			15	14.10

CCI Well-Being Outcomes

EPSDT Medical Visits	94%	100%	4	4.00
EPSDT Dental Visits	88%	86%	4	3.44
Academic Supports	79%	77%	3	2.31
Provider ECEM Visits	83%	77%	7	5.39
Provider General Contacts	81%	93%	7	6.51
Placements with Siblings	38%	33%	Not Scored	Not Scored
Placements within Legal County	15%	15%	Not Scored	Not Scored
Well-Being Sub-Total			25	21.65

*Performance calculation descriptions can be found in the FY 2017 RBWO PBP Measurements and Standards Guide.

Monitoring & Outcomes: Possible Points = 100		Points Earned = 87.84	
Score Before Incentives Credit			87.84%
Incentives Awarded			7.78 pts
PBP Verification			N/A pts
Total Score			95.62%



DHS, DFCS, Office of Provider Management
Performance-Based Placement Measures
RBWO Provider GA+SCORECARD - CCI
Report Quarter: Q3 FY2017



Provider/Program Name: Rainbow Children's Home - (809) - CCI

Program Census Information:		# Children in Care During Quarter: 18	# Placements During Quarter: 18	# Children in Care On Last Day: 7
CCI Incentive Credits	Avg Performance All CCIs (Points)	Provider Performance (%)*	Possible Points (Weight)	Provider Points Earned
Early EPSDT Medical Visits		100%	2	2.00
Early EPSDT Dental Visits		89%	2	1.78
Permanency Contacts		None Planned	5	
Additional Academic Supports		0%	2	0.00
Active Agency Accreditation		0%	4	0.00
Staff Clinical Licensure		0%	5	0.00
Behavior Management (threshold = 0)		100%	4	4.00
Incentives Total	7.73		24	7.78
Maximum total combined incentive credit allowed is 10 points.			Incentives Awarded	7.78

*Performance calculation descriptions can be found in the FY 2017 RBWO PBP Measurements and Standards Guide.

Child Protective Services Investigations and Dispositions

The following investigations data, which is not used for scoring but is considered significant to a provider's performance, is from Georgia SHINES and is not considered final or complete until the end of the fiscal year.

Total Reports:	0	
Number Screened In:	0	
Number Screened Out:	0	
Number Substantiated:	0	
Number Unsubstantiated:	0	
Number Active CPS Investigations:	0	



DHS, DFCS, Office of Provider Management
Performance-Based Placement Measures
RBWO Provider GA+SCORECARD - CCI



Report Quarter: Q3 FY2017

Provider/Program Name: Rainbow House Emergency Shelter for Children - (810) - CCI

879 Battle Creek Rd., Jonesboro, GA 30236

Phone: 770-478-6905

Vendor ID# 35567

Quarterly Scores (Grades)

Q1: 103.89 (A+)

Q2: 99.73 (A+)

Q3: 95.52 (A)

Q4: (N/A)

Current Quarter Score (Grade)

95.52%

(A)

Program Census Information:

Children in Care During Quarter: 31

Placements During Quarter: 32

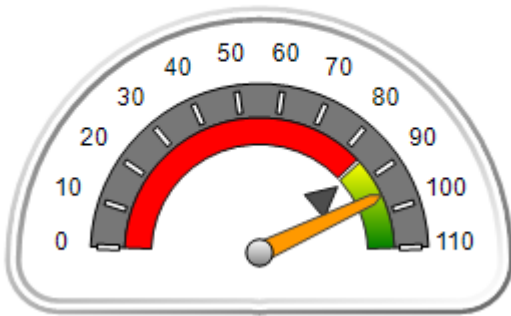
Children in Care On Last Day: 20

Quarterly Provider Comparisons to All CCIs

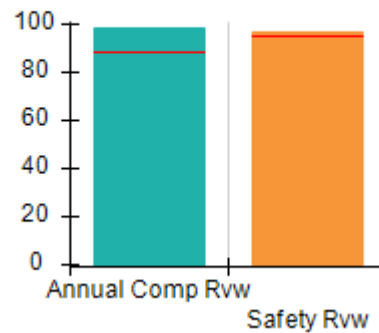


indicates average for all CCIs

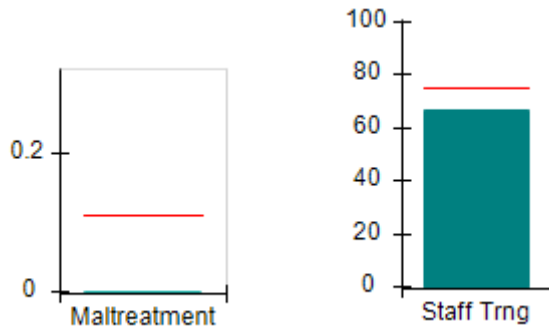
Overall Score (%)



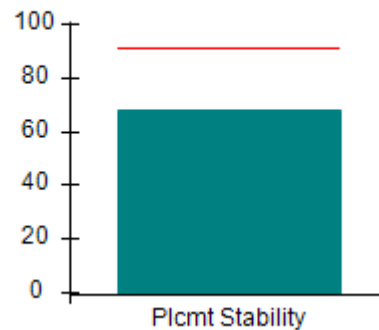
OPM Monitoring Reviews (%)



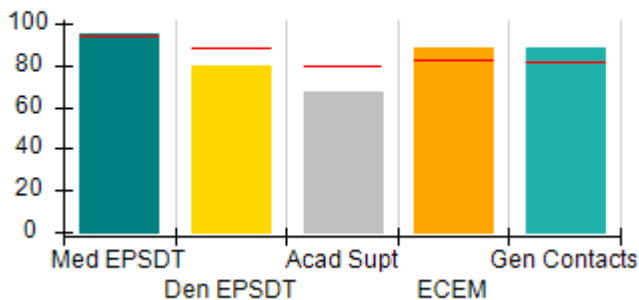
Safety Outcomes (%)



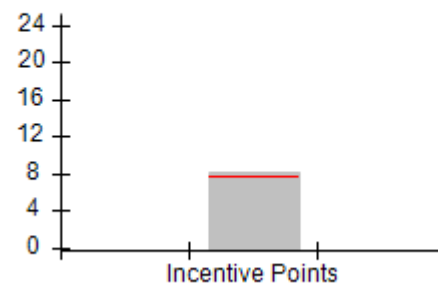
Permanency Outcomes (%)



Well-Being Outcomes (%)



Incentives Earned (Points)





DHS, DFCS, Office of Provider Management
Performance-Based Placement Measures
RBWO Provider GA+SCORECARD - CCI



Report Quarter: Q3 FY2017

Provider/Program Name: Rainbow House Emergency Shelter for Children - (810) - CCI				
879 Battle Creek Rd., Jonesboro, GA 30236		Quarterly Scores (Grades)		Current Quarter Score (Grade)
Phone: 770-478-6905		Q1: 103.89 (A+)	Q2: 99.73 (A+)	95.52%
Vendor ID# 35567		Q3: 95.52 (A)	Q4: (N/A)	(A)
Program Census Information:		# Children in Care During Quarter: 31	# Placements During Quarter: 32	# Children in Care On Last Day: 20
	Avg Performance All CCIs (%)	Provider Performance (%)*	Possible Points (Weight)	Provider Points Earned
OPM Monitoring Reviews				
Annual Comprehensive Reviews	89%	99%	25	24.72
Safety Reviews	95%	97%	15	14.50
Monitoring Sub-Total			40	39.22
CCI Safety Outcomes				
Incidence of Maltreatment	0.11%	No Substantiated Reports	10	10.00
Staff Training	75%	67%	10	6.70
Safety Sub-Total			20	16.70
CCI Permanency Outcomes				
Placement Stability	91%	68%	15	10.20
Permanency Sub-Total			15	10.20
CCI Well-Being Outcomes				
EPSDT Medical Visits	94%	95%	4	3.80
EPSDT Dental Visits	88%	80%	4	3.20
Academic Supports	79%	67%	3	2.01
Provider ECEM Visits	83%	88%	7	6.16
Provider General Contacts	81%	88%	7	6.16
Placements with Siblings	38%	Not Eligible	Not Scored	Not Scored
Placements within Legal County	15%	33%	Not Scored	Not Scored
Well-Being Sub-Total			25	21.33
*Performance calculation descriptions can be found in the FY 2017 RBWO PBP Measurements and Standards Guide.				

Monitoring & Outcomes: Possible Points = 100		Points Earned = 87.45	
Score Before Incentives Credit		87.45%	
Incentives Awarded		8.07 pts	
PBP Verification		N/A pts	
Total Score		95.52%	



DHS, DFCS, Office of Provider Management
Performance-Based Placement Measures
RBWO Provider GA+SCORECARD - CCI
Report Quarter: Q3 FY2017



Provider/Program Name: Rainbow House Emergency Shelter for Children - (810) - CCI

Program Census Information:		# Children in Care During Quarter: 31	# Placements During Quarter: 32	# Children in Care On Last Day: 20
CCI Incentive Credits	Avg Performance All CCIs (Points)	Provider Performance (%)*	Possible Points (Weight)	Provider Points Earned
Early EPSDT Medical Visits		90%	2	1.80
Early EPSDT Dental Visits		69%	2	1.38
Permanency Contacts		7%	5	0.35
Additional Academic Supports		2%	2	0.04
Active Agency Accreditation		0%	4	0.00
Staff Clinical Licensure		10%	5	0.50
Behavior Management (threshold = 0)		100%	4	4.00
Incentives Total	7.73		24	8.07
Maximum total combined incentive credit allowed is 10 points.			Incentives Awarded	8.07

*Performance calculation descriptions can be found in the FY 2017 RBWO PBP Measurements and Standards Guide.

Child Protective Services Investigations and Dispositions

The following investigations data, which is not used for scoring but is considered significant to a provider's performance, is from Georgia SHINES and is not considered final or complete until the end of the fiscal year.

Total Reports:	0	
Number Screened In:	0	
Number Screened Out:	0	
Number Substantiated:	0	
Number Unsubstantiated:	0	
Number Active CPS Investigations:	0	



DHS, DFCS, Office of Provider Management
Performance-Based Placement Measures
RBWO Provider GA+SCORECARD - CCI



Report Quarter: Q3 FY2017

Provider/Program Name: Raintree Village - Lowndes County (811) - CCI

3757 Johnston Rd., Valdosta, GA 31601

Phone: 229-559-5944

Vendor ID# 35568

Quarterly Scores (Grades)

Q1: 101.23 (A+)

Q2: 103.25 (A+)

Q3: 105.72 (A+)

Q4: (N/A)

Current Quarter Score (Grade)

105.72%

(A+)

Program Census Information:

Children in Care During Quarter: 11

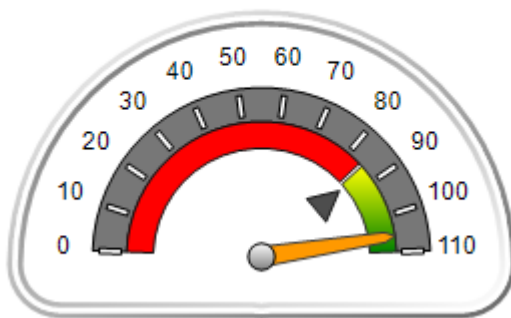
Placements During Quarter: 11

Children in Care On Last Day: 11

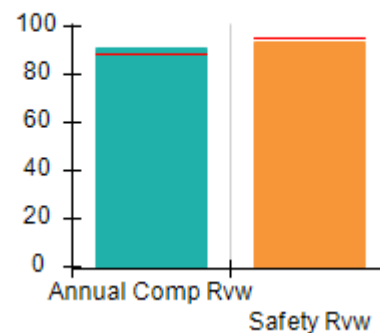
Quarterly Provider Comparisons to All CCIs

▼ indicates average for all CCIs

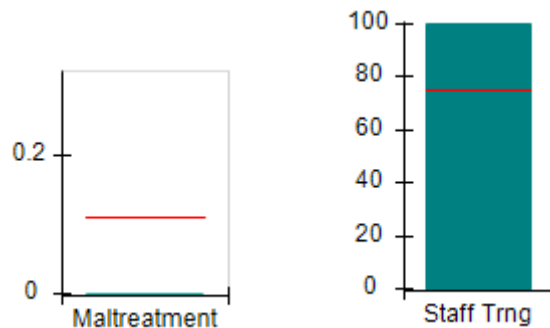
Overall Score (%)



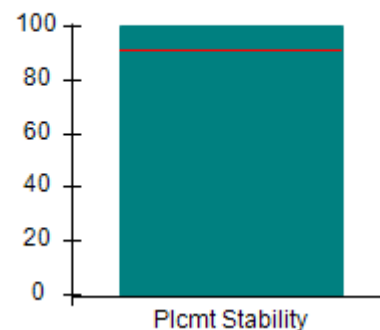
OPM Monitoring Reviews (%)



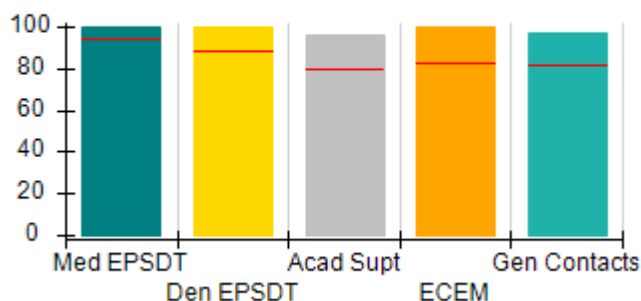
Safety Outcomes (%)



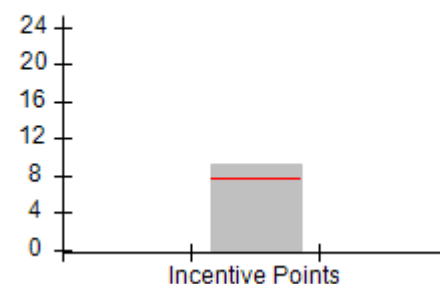
Permanency Outcomes (%)



Well-Being Outcomes (%)



Incentives Earned (Points)





DHS, DFCS, Office of Provider Management
Performance-Based Placement Measures
RBWO Provider GA+SCORECARD - CCI
Report Quarter: Q3 FY2017



Provider/Program Name: Raintree Village - Lowndes County (811) - CCI

3757 Johnston Rd., Valdosta, GA 31601		Quarterly Scores (Grades)		Current Quarter Score (Grade)
Phone: 229-559-5944		Q1: 101.23 (A+)	Q2: 103.25 (A+)	105.72% (A+)
Vendor ID# 35568		Q3: 105.72 (A+)	Q4: (N/A)	
Program Census Information:		# Children in Care During Quarter: 11	# Placements During Quarter: 11	# Children in Care On Last Day: 11
	Avg Performance All CCIs (%)	Provider Performance (%)*	Possible Points (Weight)	Provider Points Earned
OPM Monitoring Reviews				
Annual Comprehensive Reviews	89%	91%	25	22.83
Safety Reviews	95%	94%	15	14.03
Monitoring Sub-Total			40	36.87
CCI Safety Outcomes				
Incidence of Maltreatment	0.11%	No Substantiated Reports	10	10.00
Staff Training	75%	100%	10	10.00
Safety Sub-Total			20	20.00
CCI Permanency Outcomes				
Placement Stability	91%	100%	15	15.00
Permanency Sub-Total			15	15.00
CCI Well-Being Outcomes				
EPSDT Medical Visits	94%	100%	4	4.00
EPSDT Dental Visits	88%	100%	4	4.00
Academic Supports	79%	96%	3	2.88
Provider ECEM Visits	83%	100%	7	7.00
Provider General Contacts	81%	97%	7	6.79
Placements with Siblings	38%	13%	Not Scored	Not Scored
Placements within Legal County	15%	0%	Not Scored	Not Scored
Well-Being Sub-Total			25	24.67
*Performance calculation descriptions can be found in the FY 2017 RBWO PBP Measurements and Standards Guide.				

Monitoring & Outcomes: Possible Points = 100	Points Earned = 96.54
Score Before Incentives Credit	96.54%
Incentives Awarded	9.18 pts
PBP Verification	N/A pts
Total Score	105.72%



DHS, DFCS, Office of Provider Management
Performance-Based Placement Measures
RBWO Provider GA+SCORECARD - CCI
Report Quarter: Q3 FY2017



Provider/Program Name: Raintree Village - Lowndes County (811) - CCI

Program Census Information:		# Children in Care During Quarter: 11	# Placements During Quarter: 11	# Children in Care On Last Day: 11
CCI Incentive Credits	Avg Performance All CCIs (Points)	Provider Performance (%)*	Possible Points (Weight)	Provider Points Earned
Early EPSDT Medical Visits		Not Eligible	2	
Early EPSDT Dental Visits		67%	2	1.34
Permanency Contacts		None Planned	5	
Additional Academic Supports		92%	2	1.84
Active Agency Accreditation		50%	4	2.00
Staff Clinical Licensure		0%	5	0.00
Behavior Management (threshold = 0)		100%	4	4.00
Incentives Total	7.73		24	9.18
Maximum total combined incentive credit allowed is 10 points.			Incentives Awarded	9.18

*Performance calculation descriptions can be found in the FY 2017 RBWO PBP Measurements and Standards Guide.

Child Protective Services Investigations and Dispositions

The following investigations data, which is not used for scoring but is considered significant to a provider's performance, is from Georgia SHINES and is not considered final or complete until the end of the fiscal year.

Total Reports:	0	
Number Screened In:	0	
Number Screened Out:	0	
Number Substantiated:	0	
Number Unsubstantiated:	0	
Number Active CPS Investigations:	0	



DHS, DFCS, Office of Provider Management
Performance-Based Placement Measures
RBWO Provider GA+SCORECARD - CCI



Report Quarter: Q3 FY2017

Provider/Program Name: Raintree Village - Second Chance (4587) - CCI

3757 Johnston Rd., Valdosta, GA 31601

Phone: 229-559-5944

Vendor ID# 83182

Quarterly Scores (Grades)

Current Quarter Score (Grade)

Q1: 94.36 (A)

Q2: 99.49 (A+)

99.49%

Q3: 99.49 (A+)

Q4: (N/A)

(A+)

Program Census Information:

Children in Care During Quarter: 0

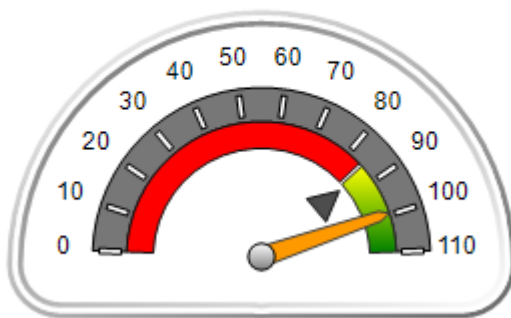
Placements During Quarter: 0

Children in Care On Last Day: 0

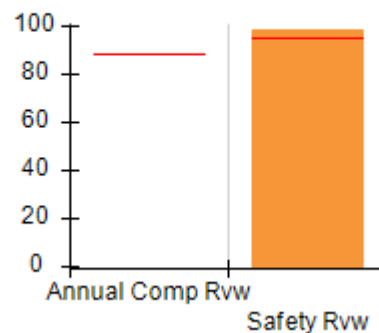
Quarterly Provider Comparisons to All CCIs

▼ — indicates average for all CCIs

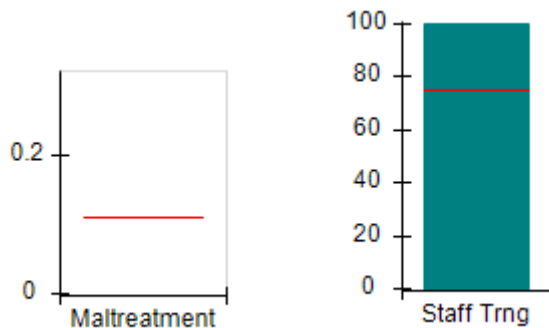
Overall Score (%)



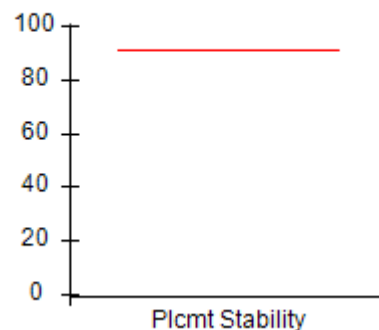
OPM Monitoring Reviews (%)



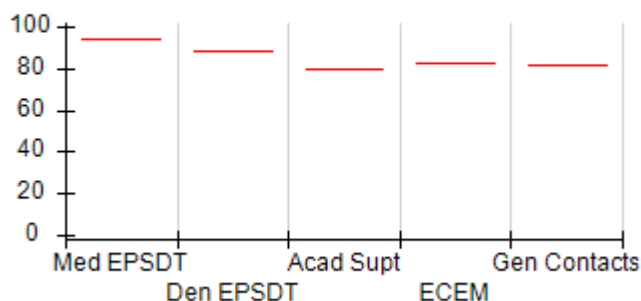
Safety Outcomes (%)




Permanency Outcomes (%)



Well-Being Outcomes (%)



Incentives Earned (Points)





DHS, DFCS, Office of Provider Management
Performance-Based Placement Measures
RBWO Provider GA+SCORECARD - CCI
 Report Quarter: Q3 FY2017



Provider/Program Name: Raintree Village - Second Chance (4587) - CCI

3757 Johnston Rd., Valdosta, GA 31601 Phone: 229-559-5944 Vendor ID# 83182	Quarterly Scores (Grades)		Current Quarter Score (Grade)
	Q1: 94.36 (A)	Q2: 99.49 (A+)	99.49% (A+)
	Q3: 99.49 (A+)	Q4: (N/A)	

Program Census Information:	# Children in Care During Quarter: 0	# Placements During Quarter: 0	# Children in Care On Last Day: 0
-----------------------------	--------------------------------------	--------------------------------	-----------------------------------

	Avg Performance All CCIs (%)	Provider Performance (%)*	Possible Points (Weight)	Provider Points Earned
--	-------------------------------------	----------------------------------	---------------------------------	-------------------------------

OPM Monitoring Reviews

Annual Comprehensive Reviews	89%	Not Yet Conducted		
Safety Reviews	95%	99%	15	14.82
Monitoring Sub-Total			15	14.82

CCI Safety Outcomes

Incidence of Maltreatment	0.11%	Not Eligible		
Staff Training	75%	100%	20	20.00
Safety Sub-Total			20	20.00

CCI Permanency Outcomes

Placement Stability	91%	Not Eligible		
Permanency Sub-Total			N/A	

CCI Well-Being Outcomes

EPSDT Medical Visits	94%	Not Eligible		
EPSDT Dental Visits	88%	Not Eligible		
Academic Supports	79%	Not Eligible		
Provider ECEM Visits	83%	Not Eligible		
Provider General Contacts	81%	Not Eligible		
Placements with Siblings	38%	Not Eligible	Not Scored	Not Scored
Placements within Legal County	15%	Not Eligible	Not Scored	Not Scored
Well-Being Sub-Total			N/A	

*Performance calculation descriptions can be found in the FY 2017 RBWO PBP Measurements and Standards Guide.

Monitoring & Outcomes: Possible Points = 35	Points Earned = 34.82
Score Before Incentives Credit	99.49%
Incentives Awarded	0.00 pts
PBP Verification	N/A pts
Total Score	99.49%

Provider/Program Name: Raintree Village - Second Chance (4587) - CCI



DHS, DFCS, Office of Provider Management
Performance-Based Placement Measures
RBWO Provider GA+SCORECARD - CCI



Report Quarter: Q3 FY2017

Program Census Information:		# Children in Care During Quarter: 0	# Placements During Quarter: 0	# Children in Care On Last Day: 0
CCI Incentive Credits	Avg Performance All CCIs (Points)	Provider Performance (%)*	Possible Points (Weight)	Provider Points Earned
Early EPSDT Medical Visits		Not Eligible	2	
Early EPSDT Dental Visits		Not Eligible	2	
Permanency Contacts		None Planned	5	
Additional Academic Supports		Not Eligible	2	
Active Agency Accreditation		0%	4	0.00
Staff Clinical Licensure		0%	5	0.00
Behavior Management (threshold = 0)		0%	4	
Incentives Total	7.73		24	0.00
Maximum total combined incentive credit allowed is 10 points.			Incentives Awarded	0.00

*Performance calculation descriptions can be found in the FY 2017 RBWO PBP Measurements and Standards Guide.

Child Protective Services Investigations and Dispositions		
The following investigations data, which is not used for scoring but is considered significant to a provider's performance, is from Georgia SHINES and is not considered final or complete until the end of the fiscal year.		
Total Reports:	0	
Number Screened In:	0	
Number Screened Out:	0	
Number Substantiated:	0	
Number Unsubstantiated:	0	
Number Active CPS Investigations:	0	



DHS, DFCS, Office of Provider Management
Performance-Based Placement Measures
RBWO Provider GA+SCORECARD - CCI



Report Quarter: Q3 FY2017

Provider/Program Name: Refuge House, The - (945) - CCI

702 Cloud Street, Donalsonville, GA 39845

Phone: 229 524-6654

Vendor ID# 35571

Quarterly Scores (Grades)

Q1: 94.99 (A)

Q2: 91.29 (A-)

Q3: 86.12 (B)

Q4: (N/A)

Current Quarter Score (Grade)

86.12%

(B)

Program Census Information:

Children in Care During Quarter: 11

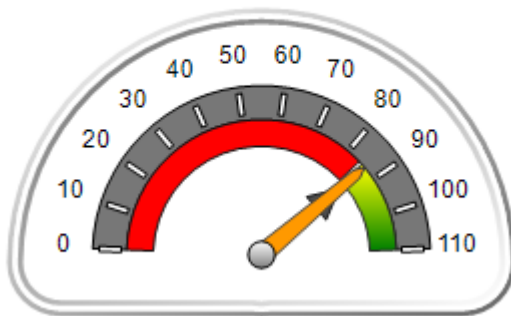
Placements During Quarter: 11

Children in Care On Last Day: 10

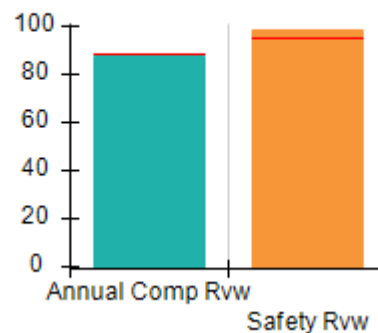
Quarterly Provider Comparisons to All CCIs

▼ indicates average for all CCIs

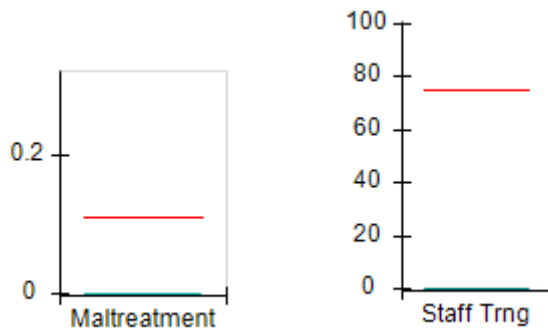
Overall Score (%)



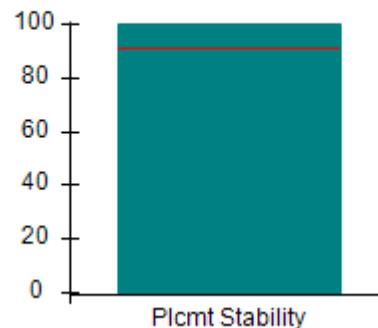
OPM Monitoring Reviews (%)



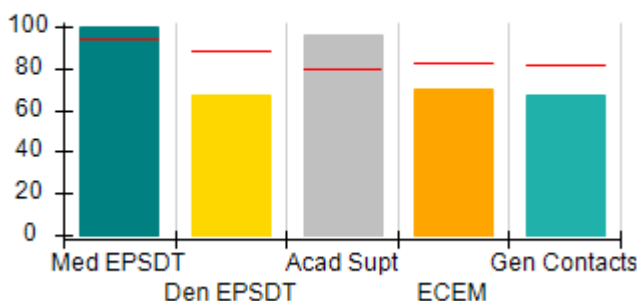
Safety Outcomes (%)



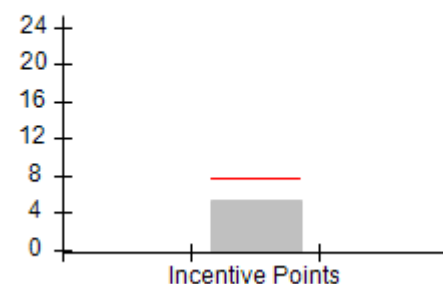
Permanency Outcomes (%)



Well-Being Outcomes (%)



Incentives Earned (Points)





DHS, DFCS, Office of Provider Management
Performance-Based Placement Measures
RBWO Provider GA+SCORECARD - CCI
Report Quarter: Q3 FY2017



Provider/Program Name: Refuge House, The - (945) - CCI

702 Cloud Street, Donalsonville, GA 39845 Phone: 229 524-6654 Vendor ID# 35571	Quarterly Scores (Grades)		Current Quarter Score (Grade)
	Q1: 94.99 (A)	Q2: 91.29 (A-)	86.12%
	Q3: 86.12 (B)	Q4: (N/A)	(B)

Program Census Information:	# Children in Care During Quarter: 11	# Placements During Quarter: 11	# Children in Care On Last Day: 10
------------------------------------	---------------------------------------	---------------------------------	------------------------------------

	Avg Performance All CCIs (%)	Provider Performance (%)*	Possible Points (Weight)	Provider Points Earned
--	-------------------------------------	----------------------------------	---------------------------------	-------------------------------

OPM Monitoring Reviews

Annual Comprehensive Reviews	89%	87%	25	21.83
Safety Reviews	95%	98%	15	14.74
Monitoring Sub-Total			40	36.57

CCI Safety Outcomes

Incidence of Maltreatment	0.11%	No Substantiated Reports	10	10.00
Staff Training	75%	0%	10	0.00
Safety Sub-Total			20	10.00

CCI Permanency Outcomes

Placement Stability	91%	100%	15	15.00
Permanency Sub-Total			15	15.00

CCI Well-Being Outcomes

EPSDT Medical Visits	94%	100%	4	4.00
EPSDT Dental Visits	88%	67%	4	2.68
Academic Supports	79%	96%	3	2.88
Provider ECEM Visits	83%	70%	7	4.90
Provider General Contacts	81%	67%	7	4.69
Placements with Siblings	38%	25%	Not Scored	Not Scored
Placements within Legal County	15%	0%	Not Scored	Not Scored
Well-Being Sub-Total			25	19.15

*Performance calculation descriptions can be found in the FY 2017 RBWO PBP Measurements and Standards Guide.

Monitoring & Outcomes: Possible Points = 100		Points Earned = 80.72	
Score Before Incentives Credit			80.72%
Incentives Awarded			5.40 pts
PBP Verification			N/A pts
Total Score			86.12%



DHS, DFCS, Office of Provider Management
Performance-Based Placement Measures
RBWO Provider GA+SCORECARD - CCI
Report Quarter: Q3 FY2017



Provider/Program Name: Refuge House, The - (945) - CCI

Program Census Information:		# Children in Care During Quarter: 11	# Placements During Quarter: 11	# Children in Care On Last Day: 10
CCI Incentive Credits	Avg Performance All CCIs (Points)	Provider Performance (%)*	Possible Points (Weight)	Provider Points Earned
Early EPSDT Medical Visits		Not Eligible	2	
Early EPSDT Dental Visits		40%	2	0.80
Permanency Contacts		0%	5	0.00
Additional Academic Supports		30%	2	0.60
Active Agency Accreditation		0%	4	0.00
Staff Clinical Licensure		0%	5	0.00
Behavior Management (threshold = 0)		100%	4	4.00
Incentives Total	7.73		24	5.40
Maximum total combined incentive credit allowed is 10 points.			Incentives Awarded	5.40

*Performance calculation descriptions can be found in the FY 2017 RBWO PBP Measurements and Standards Guide.

Child Protective Services Investigations and Dispositions

The following investigations data, which is not used for scoring but is considered significant to a provider's performance, is from Georgia SHINES and is not considered final or complete until the end of the fiscal year.

Total Reports:	0	
Number Screened In:	0	
Number Screened Out:	0	
Number Substantiated:	0	
Number Unsubstantiated:	0	
Number Active CPS Investigations:	0	



DHS, DFCS, Office of Provider Management
Performance-Based Placement Measures
RBWO Provider GA+SCORECARD - CCI



Report Quarter: Q3 FY2017

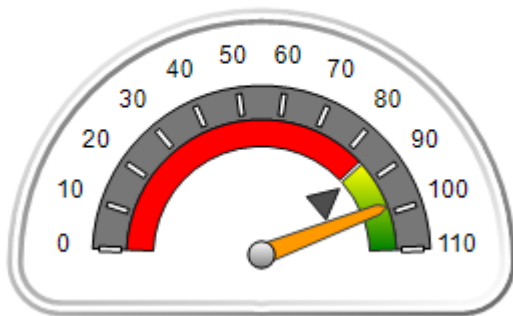
Provider/Program Name: Safe Harbor Children's Center, Inc. - (820) - CCI

2215 Gloucester St., Brunswick, GA 31520-6912 Phone: 912-267-6000 Vendor ID# 35573	Quarterly Scores (Grades)		Current Quarter Score (Grade)
	Q1: 96.32 (A)	Q2: 100.94 (A+)	98.09% (A+)
	Q3: 98.09 (A+)	Q4: (N/A)	
Program Census Information:	# Children in Care During Quarter: 16	# Placements During Quarter: 17	# Children in Care On Last Day: 11

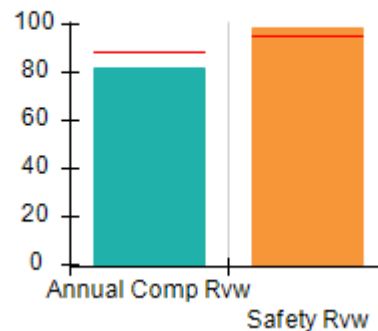
Quarterly Provider Comparisons to All CCIs

▼ — indicates average for all CCIs

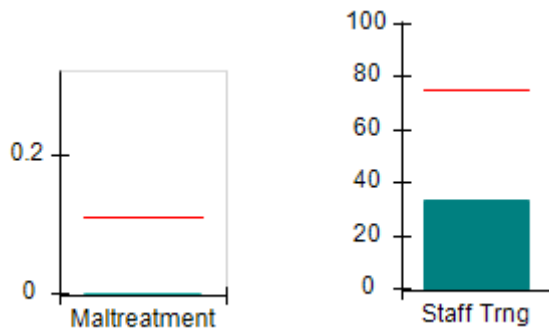
Overall Score (%)



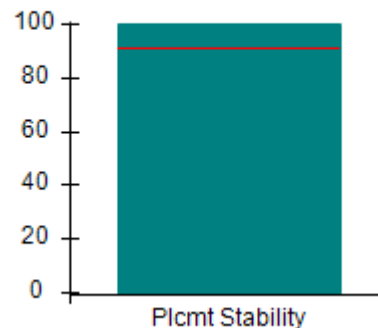
OPM Monitoring Reviews (%)



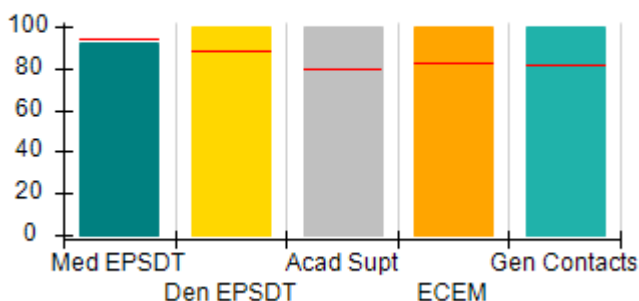
Safety Outcomes (%)



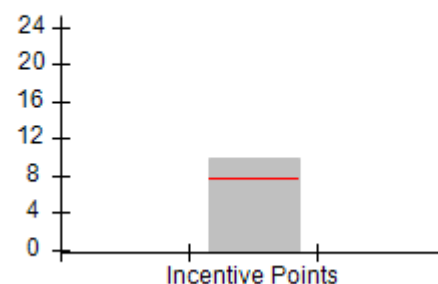
Permanency Outcomes (%)



Well-Being Outcomes (%)



Incentives Earned (Points)





DHS, DFCS, Office of Provider Management
Performance-Based Placement Measures
RBWO Provider GA+SCORECARD - CCI
Report Quarter: Q3 FY2017



Provider/Program Name: Safe Harbor Children's Center, Inc. - (820) - CCI				
2215 Gloucester St., Brunswick, GA 31520-6912 Phone: 912-267-6000 Vendor ID# 35573		Quarterly Scores (Grades)		Current Quarter Score (Grade)
		Q1: 96.32 (A)	Q2: 100.94 (A+)	98.09%
		Q3: 98.09 (A+)	Q4: (N/A)	(A+)
Program Census Information:		# Children in Care During Quarter: 16	# Placements During Quarter: 17	# Children in Care On Last Day: 11
	Avg Performance All CCIs (%)	Provider Performance (%)*	Possible Points (Weight)	Provider Points Earned
OPM Monitoring Reviews				
Annual Comprehensive Reviews	89%	82%	25	20.51
Safety Reviews	95%	98%	15	14.77
Monitoring Sub-Total			40	35.27
CCI Safety Outcomes				
Incidence of Maltreatment	0.11%	No Substantiated Reports	10	10.00
Staff Training	75%	33%	10	3.30
Safety Sub-Total			20	13.30
CCI Permanency Outcomes				
Placement Stability	91%	100%	15	15.00
Permanency Sub-Total			15	15.00
CCI Well-Being Outcomes				
EPSDT Medical Visits	94%	92%	4	3.68
EPSDT Dental Visits	88%	100%	4	4.00
Academic Supports	79%	100%	3	3.00
Provider ECEM Visits	83%	100%	7	7.00
Provider General Contacts	81%	100%	7	7.00
Placements with Siblings	38%	100%	Not Scored	Not Scored
Placements within Legal County	15%	80%	Not Scored	Not Scored
Well-Being Sub-Total			25	24.68
*Performance calculation descriptions can be found in the FY 2017 RBWO PBP Measurements and Standards Guide.				

Monitoring & Outcomes: Possible Points = 100		Points Earned = 88.25	
Score Before Incentives Credit			88.25%
Incentives Awarded			9.84 pts
PBP Verification			N/A pts
Total Score			98.09%



DHS, DFCS, Office of Provider Management
Performance-Based Placement Measures
RBWO Provider GA+SCORECARD - CCI
Report Quarter: Q3 FY2017



Provider/Program Name: Safe Harbor Children's Center, Inc. - (820) - CCI

Program Census Information:		# Children in Care During Quarter: 16	# Placements During Quarter: 17	# Children in Care On Last Day: 11
CCI Incentive Credits	Avg Performance All CCIs (Points)	Provider Performance (%)*	Possible Points (Weight)	Provider Points Earned
Early EPSDT Medical Visits		67%	2	1.34
Early EPSDT Dental Visits		100%	2	2.00
Permanency Contacts		0%	5	0.00
Additional Academic Supports		100%	2	2.00
Active Agency Accreditation		0%	4	0.00
Staff Clinical Licensure		10%	5	0.50
Behavior Management (threshold = 0)		100%	4	4.00
Incentives Total	7.73		24	9.84
Maximum total combined incentive credit allowed is 10 points.			Incentives Awarded	9.84

*Performance calculation descriptions can be found in the FY 2017 RBWO PBP Measurements and Standards Guide.

Child Protective Services Investigations and Dispositions

The following investigations data, which is not used for scoring but is considered significant to a provider's performance, is from Georgia SHINES and is not considered final or complete until the end of the fiscal year.

Total Reports:	0	
Number Screened In:	0	
Number Screened Out:	0	
Number Substantiated:	0	
Number Unsubstantiated:	0	
Number Active CPS Investigations:	0	



DHS, DFCS, Office of Provider Management
Performance-Based Placement Measures
RBWO Provider GA+SCORECARD - CCI



Report Quarter: Q3 FY2017

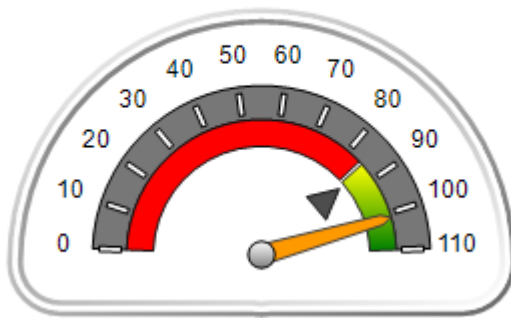
Provider/Program Name: Safe Harbor Children's Center, Inc. - Hamer House (4958) - CCI

2016 Atlanta Ave, Brunswick, GA 31520 Phone: 912-267-6000 Vendor ID# 89585	Quarterly Scores (Grades)		Current Quarter Score (Grade)
	Q1: 96.95 (A)	Q2: 101.53 (A+)	101.22% (A+)
	Q3: 101.22 (A+)	Q4: (N/A)	
Program Census Information:	# Children in Care During Quarter: 8	# Placements During Quarter: 9	# Children in Care On Last Day: 6

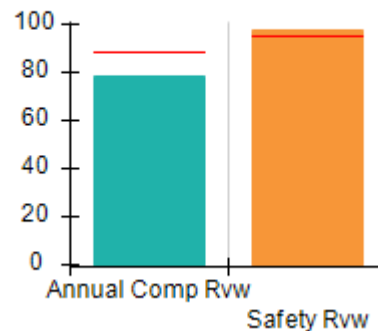
Quarterly Provider Comparisons to All CCIs

▼ — indicates average for all CCIs

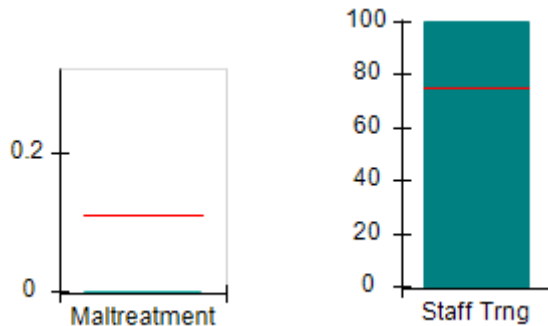
Overall Score (%)



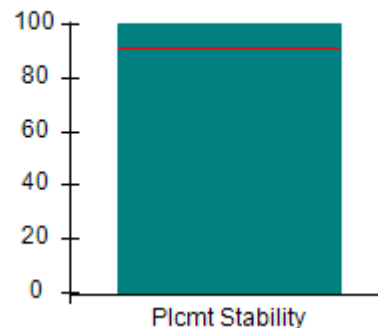
OPM Monitoring Reviews (%)



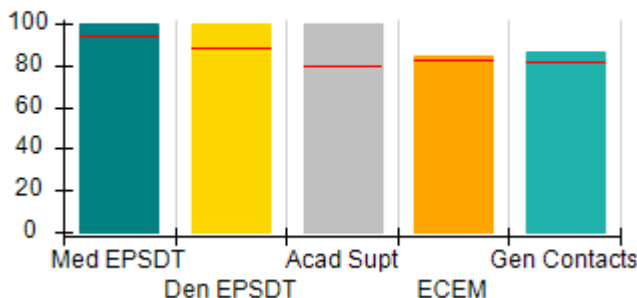
Safety Outcomes (%)



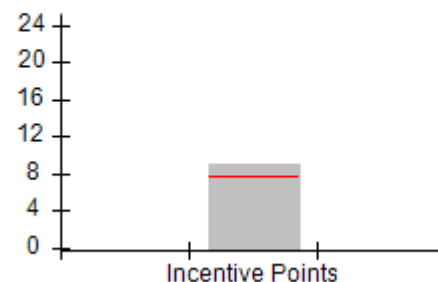
Permanency Outcomes (%)



Well-Being Outcomes (%)



Incentives Earned (Points)





DHS, DFCS, Office of Provider Management
Performance-Based Placement Measures
RBWO Provider GA+SCORECARD - CCI
Report Quarter: Q3 FY2017



Provider/Program Name: Safe Harbor Children's Center, Inc. - Hamer House (4958) - CCI

2016 Atlanta Ave, Brunswick, GA 31520 Phone: 912-267-6000 Vendor ID# 89585	Quarterly Scores (Grades)		Current Quarter Score (Grade)
	Q1: 96.95 (A)	Q2: 101.53 (A+)	101.22%
	Q3: 101.22 (A+)	Q4: (N/A)	(A+)

Program Census Information:	# Children in Care During Quarter: 8	# Placements During Quarter: 9	# Children in Care On Last Day: 6
-----------------------------	--------------------------------------	--------------------------------	-----------------------------------

	Avg Performance All CCIs (%)	Provider Performance (%)*	Possible Points (Weight)	Provider Points Earned
--	-------------------------------------	----------------------------------	---------------------------------	-------------------------------

OPM Monitoring Reviews

Annual Comprehensive Reviews	89%	78%	25	19.62
Safety Reviews	95%	98%	15	14.70
Monitoring Sub-Total			40	34.32

CCI Safety Outcomes

Incidence of Maltreatment	0.11%	No Substantiated Reports	10	10.00
Staff Training	75%	100%	10	10.00
Safety Sub-Total			20	20.00

CCI Permanency Outcomes

Placement Stability	91%	100%	15	15.00
Permanency Sub-Total			15	15.00

CCI Well-Being Outcomes

EPSDT Medical Visits	94%	100%	4	4.00
EPSDT Dental Visits	88%	100%	4	4.00
Academic Supports	79%	100%	3	3.00
Provider ECEM Visits	83%	84%	7	5.88
Provider General Contacts	81%	86%	7	6.02
Placements with Siblings	38%	100%	Not Scored	Not Scored
Placements within Legal County	15%	100%	Not Scored	Not Scored
Well-Being Sub-Total			25	22.90

*Performance calculation descriptions can be found in the FY 2017 RBWO PBP Measurements and Standards Guide.

Monitoring & Outcomes: Possible Points = 100		Points Earned = 92.22	
Score Before Incentives Credit		92.22%	
Incentives Awarded		9.00 pts	
PBP Verification		N/A pts	
Total Score		101.22%	



DHS, DFCS, Office of Provider Management
Performance-Based Placement Measures
RBWO Provider GA+SCORECARD - CCI
Report Quarter: Q3 FY2017



Provider/Program Name: Safe Harbor Children's Center, Inc. - Hamer House (4958) - CCI

Program Census Information:		# Children in Care During Quarter: 8	# Placements During Quarter: 9	# Children in Care On Last Day: 6
CCI Incentive Credits	Avg Performance All CCIs (Points)	Provider Performance (%)*	Possible Points (Weight)	Provider Points Earned
Early EPSDT Medical Visits		Not Eligible	2	
Early EPSDT Dental Visits		100%	2	2.00
Permanency Contacts		None Planned	5	
Additional Academic Supports		100%	2	2.00
Active Agency Accreditation		0%	4	0.00
Staff Clinical Licensure		20%	5	1.00
Behavior Management (threshold = 0)		100%	4	4.00
Incentives Total	7.73		24	9.00
Maximum total combined incentive credit allowed is 10 points.			Incentives Awarded	9.00

*Performance calculation descriptions can be found in the FY 2017 RBWO PBP Measurements and Standards Guide.

Child Protective Services Investigations and Dispositions

The following investigations data, which is not used for scoring but is considered significant to a provider's performance, is from Georgia SHINES and is not considered final or complete until the end of the fiscal year.

Total Reports:	0	
Number Screened In:	0	
Number Screened Out:	0	
Number Substantiated:	0	
Number Unsubstantiated:	0	
Number Active CPS Investigations:	0	



DHS, DFCS, Office of Provider Management
Performance-Based Placement Measures
RBWO Provider GA+SCORECARD - CCI



Report Quarter: Q3 FY2017

Provider/Program Name: Seeds of Excellence - (5154) - CCI

947 Bryant Hill Road, Marshallville, GA 31057

Phone: 678-468-4880

Vendor ID# 117776

Quarterly Scores (Grades)

Q1: 72.62 (C-)

Q2: 96.83 (A)

Q3: 95.25 (A)

Q4: (N/A)

Current Quarter Score (Grade)

95.25%

(A)

Program Census Information:

Children in Care During Quarter: 0

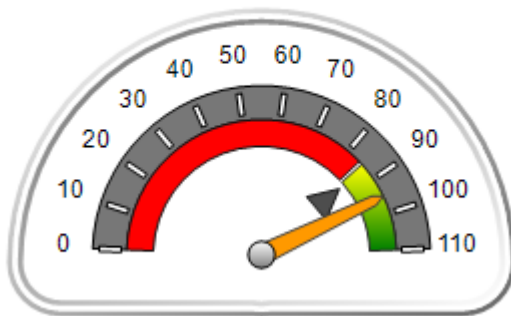
Placements During Quarter: 0

Children in Care On Last Day: 0

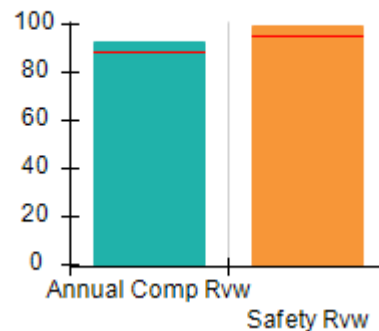
Quarterly Provider Comparisons to All CCIs

▼ — indicates average for all CCIs

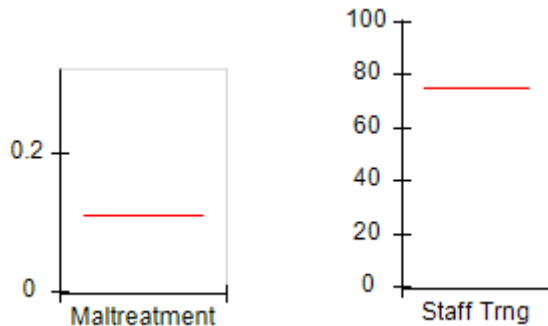
Overall Score (%)



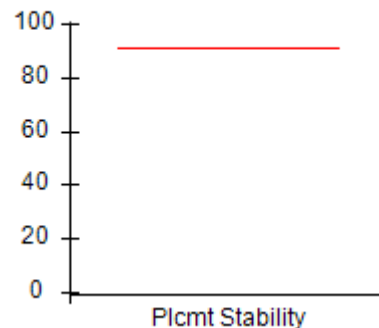
OPM Monitoring Reviews (%)



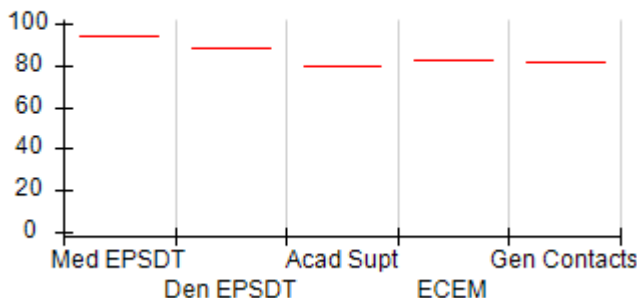
Safety Outcomes (%)




Permanency Outcomes (%)



Well-Being Outcomes (%)



Incentives Earned (Points)





DHS, DFCS, Office of Provider Management
Performance-Based Placement Measures
RBWO Provider GA+SCORECARD - CCI
 Report Quarter: Q3 FY2017



Provider/Program Name: Seeds of Excellence - (5154) - CCI

947 Bryant Hill Road, Marshallville, GA 31057 Phone: 678-468-4880 Vendor ID# 117776	Quarterly Scores (Grades)		Current Quarter Score (Grade)
	Q1: 72.62 (C-)	Q2: 96.83 (A)	95.25% (A)
	Q3: 95.25 (A)	Q4: (N/A)	

Program Census Information:	# Children in Care During Quarter: 0	# Placements During Quarter: 0	# Children in Care On Last Day: 0
-----------------------------	--------------------------------------	--------------------------------	-----------------------------------

	Avg Performance All CCIs (%)	Provider Performance (%)*	Possible Points (Weight)	Provider Points Earned
--	-------------------------------------	----------------------------------	---------------------------------	-------------------------------

OPM Monitoring Reviews

Annual Comprehensive Reviews	89%	93%	25	23.25
Safety Reviews	95%	99%	15	14.85
Monitoring Sub-Total			40	38.10

CCI Safety Outcomes

Incidence of Maltreatment	0.11%	Not Eligible		
Staff Training	75%	Not Eligible		
Safety Sub-Total			N/A	

CCI Permanency Outcomes

Placement Stability	91%	Not Eligible		
Permanency Sub-Total			N/A	

CCI Well-Being Outcomes

EPSDT Medical Visits	94%	Not Eligible		
EPSDT Dental Visits	88%	Not Eligible		
Academic Supports	79%	Not Eligible		
Provider ECEM Visits	83%	Not Eligible		
Provider General Contacts	81%	Not Eligible		
Placements with Siblings	38%	Not Eligible	Not Scored	Not Scored
Placements within Legal County	15%	Not Eligible	Not Scored	Not Scored
Well-Being Sub-Total			N/A	

*Performance calculation descriptions can be found in the FY 2017 RBWO PBP Measurements and Standards Guide.

Monitoring & Outcomes: Possible Points = 40		Points Earned = 38.10	
Score Before Incentives Credit			95.25%
Incentives Awarded			0.00 pts
PBP Verification			N/A pts
Total Score			95.25%

Provider/Program Name: Seeds of Excellence - (5154) - CCI



DHS, DFCS, Office of Provider Management
Performance-Based Placement Measures
RBWO Provider GA+SCORECARD - CCI



Report Quarter: Q3 FY2017

Program Census Information:		# Children in Care During Quarter: 0	# Placements During Quarter: 0	# Children in Care On Last Day: 0
CCI Incentive Credits	Avg Performance All CCIs (Points)	Provider Performance (%)*	Possible Points (Weight)	Provider Points Earned
Early EPSDT Medical Visits		Not Eligible	2	
Early EPSDT Dental Visits		Not Eligible	2	
Permanency Contacts		None Planned	5	
Additional Academic Supports		Not Eligible	2	
Active Agency Accreditation		0%	4	0.00
Staff Clinical Licensure		0%	5	0.00
Behavior Management (threshold = 0)		0%	4	
Incentives Total	7.73		24	0.00
Maximum total combined incentive credit allowed is 10 points.			Incentives Awarded	0.00

*Performance calculation descriptions can be found in the FY 2017 RBWO PBP Measurements and Standards Guide.

Child Protective Services Investigations and Dispositions		
The following investigations data, which is not used for scoring but is considered significant to a provider's performance, is from Georgia SHINES and is not considered final or complete until the end of the fiscal year.		
Total Reports:	0	
Number Screened In:	0	
Number Screened Out:	0	
Number Substantiated:	0	
Number Unsubstantiated:	0	
Number Active CPS Investigations:	0	



DHS, DFCS, Office of Provider Management
Performance-Based Placement Measures
RBWO Provider GA+SCORECARD - CCI



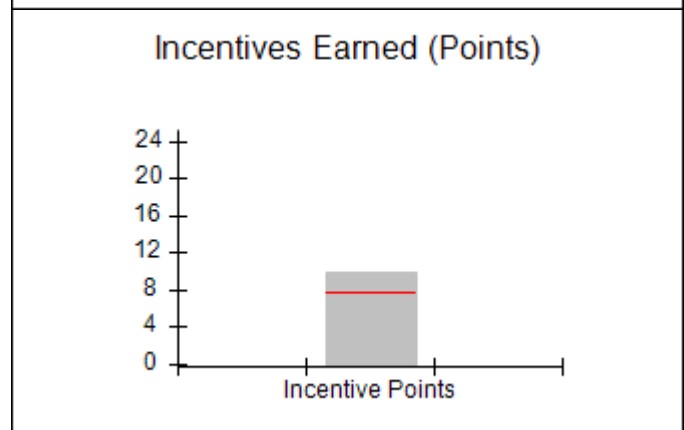
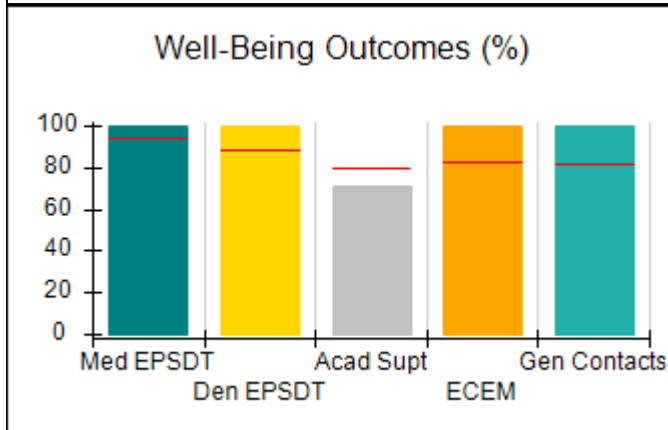
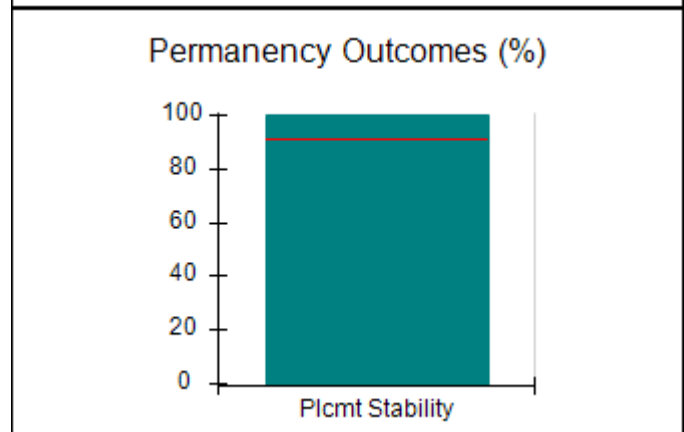
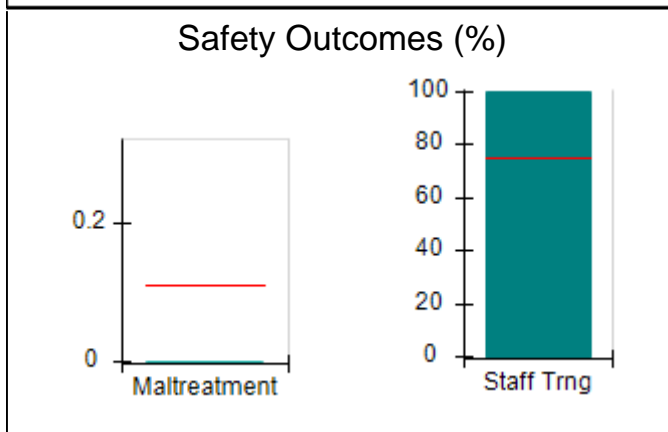
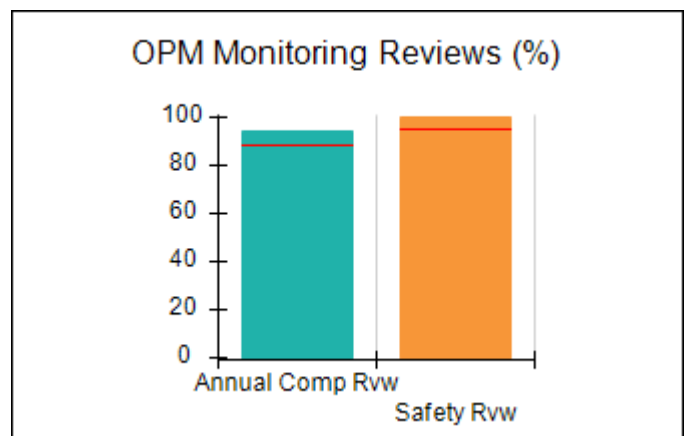
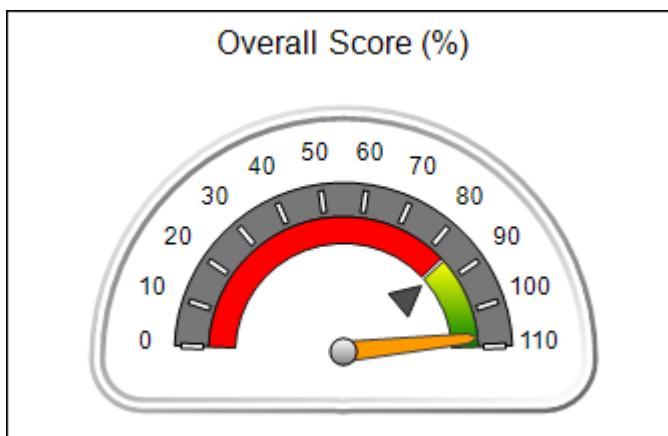
Report Quarter: Q3 FY2017

Provider/Program Name: Smith Group Home - (824) - CCI

538 Presley Road NE, Ludowici, GA 31316 Phone: 912-545-9547 Vendor ID# 35580	Quarterly Scores (Grades)		Current Quarter Score (Grade)
	Q1: 106.99 (A+)	Q2: 106.98 (A+)	107.54% (A+)
	Q3: 107.54 (A+)	Q4: (N/A)	
Program Census Information:	# Children in Care During Quarter: 22	# Placements During Quarter: 22	# Children in Care On Last Day: 18

Quarterly Provider Comparisons to All CCIs

▼ — indicates average for all CCIs





DHS, DFCS, Office of Provider Management
Performance-Based Placement Measures
RBWO Provider GA+SCORECARD - CCI
Report Quarter: Q3 FY2017



Provider/Program Name: Smith Group Home - (824) - CCI				
538 Presley Road NE, Ludowici, GA 31316		Quarterly Scores (Grades)		Current Quarter Score (Grade)
Phone: 912-545-9547		Q1: 106.99 (A+)	Q2: 106.98 (A+)	107.54%
Vendor ID# 35580		Q3: 107.54 (A+)	Q4: (N/A)	(A+)
Program Census Information:		# Children in Care During Quarter: 22	# Placements During Quarter: 22	# Children in Care On Last Day: 18
	Avg Performance All CCIs (%)	Provider Performance (%)*	Possible Points (Weight)	Provider Points Earned
OPM Monitoring Reviews				
Annual Comprehensive Reviews	89%	94%	25	23.49
Safety Reviews	95%	100%	15	15.00
Monitoring Sub-Total			40	38.49
CCI Safety Outcomes				
Incidence of Maltreatment	0.11%	No Substantiated Reports	10	10.00
Staff Training	75%	100%	10	10.00
Safety Sub-Total			20	20.00
CCI Permanency Outcomes				
Placement Stability	91%	100%	15	15.00
Permanency Sub-Total			15	15.00
CCI Well-Being Outcomes				
EPSDT Medical Visits	94%	100%	4	4.00
EPSDT Dental Visits	88%	100%	4	4.00
Academic Supports	79%	71%	3	2.13
Provider ECEM Visits	83%	100%	7	7.00
Provider General Contacts	81%	100%	7	7.00
Placements with Siblings	38%	56%	Not Scored	Not Scored
Placements within Legal County	15%	0%	Not Scored	Not Scored
Well-Being Sub-Total			25	24.13
*Performance calculation descriptions can be found in the FY 2017 RBWO PBP Measurements and Standards Guide.				

Monitoring & Outcomes: Possible Points = 100	Points Earned = 97.62
Score Before Incentives Credit	97.62%
Incentives Awarded	9.92 pts
PBP Verification	N/A pts
Total Score	107.54%



DHS, DFCS, Office of Provider Management
Performance-Based Placement Measures
RBWO Provider GA+SCORECARD - CCI
Report Quarter: Q3 FY2017



Provider/Program Name: Smith Group Home - (824) - CCI

Program Census Information:		# Children in Care During Quarter: 22	# Placements During Quarter: 22	# Children in Care On Last Day: 18
CCI Incentive Credits	Avg Performance All CCIs (Points)	Provider Performance (%)*	Possible Points (Weight)	Provider Points Earned
Early EPSDT Medical Visits		100%	2	2.00
Early EPSDT Dental Visits		78%	2	1.56
Permanency Contacts		44%	5	2.20
Additional Academic Supports		8%	2	0.16
Active Agency Accreditation		0%	4	0.00
Staff Clinical Licensure		0%	5	0.00
Behavior Management (threshold = 0)		100%	4	4.00
Incentives Total	7.73		24	9.92
Maximum total combined incentive credit allowed is 10 points.			Incentives Awarded	9.92

*Performance calculation descriptions can be found in the FY 2017 RBWO PBP Measurements and Standards Guide.

Child Protective Services Investigations and Dispositions

The following investigations data, which is not used for scoring but is considered significant to a provider's performance, is from Georgia SHINES and is not considered final or complete until the end of the fiscal year.

Total Reports:	0	
Number Screened In:	0	
Number Screened Out:	0	
Number Substantiated:	0	
Number Unsubstantiated:	0	
Number Active CPS Investigations:	0	



DHS, DFCS, Office of Provider Management
Performance-Based Placement Measures
RBWO Provider GA+SCORECARD - CCI



Report Quarter: Q3 FY2017

Provider/Program Name: Star Island - (1021) - CCI

218 S MacArthur Drive, Camilla, GA 31730

Phone: 229-336-1700

Vendor ID# 65729

Quarterly Scores (Grades)

Current Quarter Score (Grade)

Q1: 81.44 (B-)

Q2: 73.36 (C-)

76.27%

Q3: 76.27 (C)

Q4: (N/A)

(C)

Program Census Information:

Children in Care During
Quarter: 13

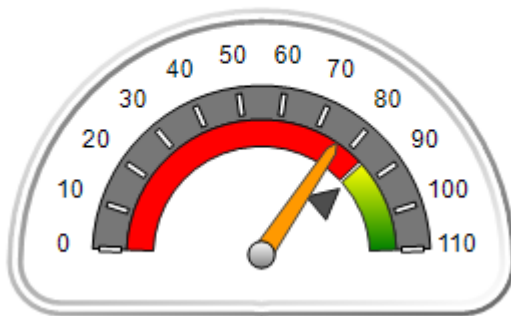
Placements During
Quarter: 13

Children in Care On Last
Day: 10

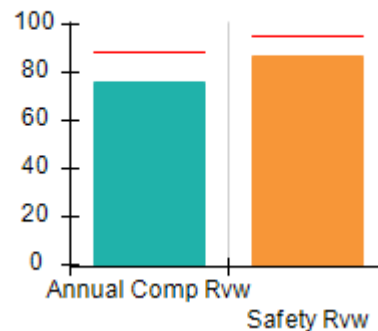
Quarterly Provider Comparisons to All CCIs

▼ — indicates average for all CCIs

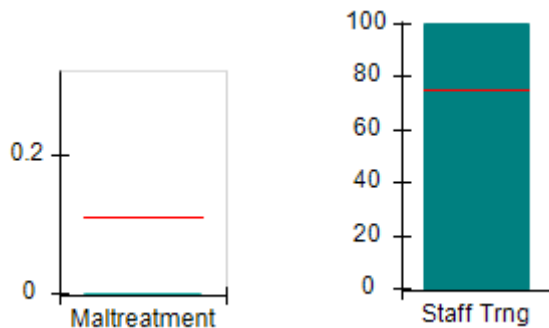
Overall Score (%)



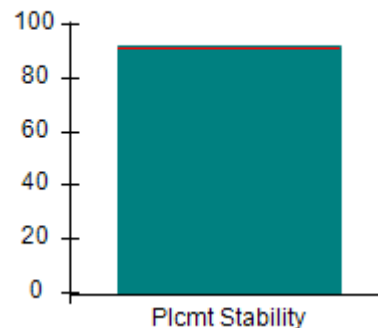
OPM Monitoring Reviews (%)



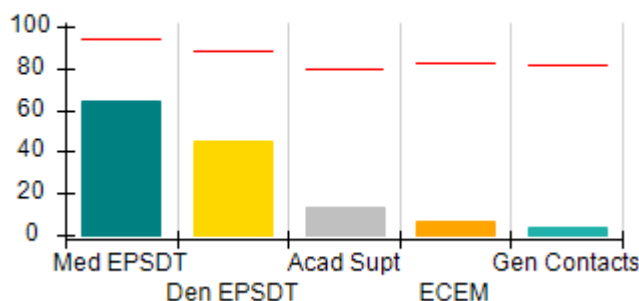
Safety Outcomes (%)



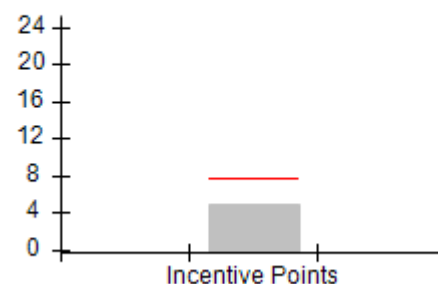
Permanency Outcomes (%)



Well-Being Outcomes (%)



Incentives Earned (Points)





DHS, DFCS, Office of Provider Management
Performance-Based Placement Measures
RBWO Provider GA+SCORECARD - CCI
Report Quarter: Q3 FY2017



Provider/Program Name: Star Island - (1021) - CCI

218 S MacArthur Drive, Camilla, GA 31730 Phone: 229-336-1700 Vendor ID# 65729	Quarterly Scores (Grades)		Current Quarter Score (Grade)
	Q1: 81.44 (B-)	Q2: 73.36 (C-)	76.27%
	Q3: 76.27 (C)	Q4: (N/A)	(C)

Program Census Information:	# Children in Care During Quarter: 13	# Placements During Quarter: 13	# Children in Care On Last Day: 10
-----------------------------	---------------------------------------	---------------------------------	------------------------------------

	Avg Performance All CCIs (%)	Provider Performance (%)*	Possible Points (Weight)	Provider Points Earned
--	-------------------------------------	----------------------------------	---------------------------------	-------------------------------

OPM Monitoring Reviews

Annual Comprehensive Reviews	89%	76%	25	18.98
Safety Reviews	95%	87%	15	13.00
Monitoring Sub-Total			40	31.98

CCI Safety Outcomes

Incidence of Maltreatment	0.11%	No Substantiated Reports	10	10.00
Staff Training	75%	100%	10	10.00
Safety Sub-Total			20	20.00

CCI Permanency Outcomes

Placement Stability	91%	92%	15	13.80
Permanency Sub-Total			15	13.80

CCI Well-Being Outcomes

EPSDT Medical Visits	94%	64%	4	2.56
EPSDT Dental Visits	88%	45%	4	1.80
Academic Supports	79%	14%	3	0.42
Provider ECEM Visits	83%	7%	7	0.49
Provider General Contacts	81%	4%	7	0.28
Placements with Siblings	38%	69%	Not Scored	Not Scored
Placements within Legal County	15%	0%	Not Scored	Not Scored
Well-Being Sub-Total			25	5.55

*Performance calculation descriptions can be found in the FY 2017 RBWO PBP Measurements and Standards Guide.

Monitoring & Outcomes: Possible Points = 100		Points Earned = 71.33	
Score Before Incentives Credit		71.33%	
Incentives Awarded		4.94 pts	
PBP Verification		N/A pts	
Total Score		76.27%	



DHS, DFCS, Office of Provider Management
Performance-Based Placement Measures
RBWO Provider GA+SCORECARD - CCI
Report Quarter: Q3 FY2017



Provider/Program Name: Star Island - (1021) - CCI

Program Census Information:		# Children in Care During Quarter: 13	# Placements During Quarter: 13	# Children in Care On Last Day: 10
CCI Incentive Credits	Avg Performance All CCIs (Points)	Provider Performance (%)*	Possible Points (Weight)	Provider Points Earned
Early EPSDT Medical Visits		33%	2	0.66
Early EPSDT Dental Visits		14%	2	0.28
Permanency Contacts		0%	5	0.00
Additional Academic Supports		0%	2	0.00
Active Agency Accreditation		0%	4	0.00
Staff Clinical Licensure		0%	5	0.00
Behavior Management (threshold = 0)		100%	4	4.00
Incentives Total	7.73		24	4.94
Maximum total combined incentive credit allowed is 10 points.			Incentives Awarded	4.94

*Performance calculation descriptions can be found in the FY 2017 RBWO PBP Measurements and Standards Guide.

Child Protective Services Investigations and Dispositions

The following investigations data, which is not used for scoring but is considered significant to a provider's performance, is from Georgia SHINES and is not considered final or complete until the end of the fiscal year.

Total Reports:	1	
Number Screened In:	1	
Number Screened Out:	0	
Number Substantiated:	0	
Number Unsubstantiated:	0	
Number Active CPS Investigations:	1	



DHS, DFCS, Office of Provider Management
Performance-Based Placement Measures
RBWO Provider GA+SCORECARD - CCI



Report Quarter: Q3 FY2017

Provider/Program Name: Stroman Account & Property - dba My Sister's Keeper (892) - CCI

7431 Petunia Dr., Riverdale, GA 30296

Phone: 770-994-0607

Vendor ID# 35586

Quarterly Scores (Grades)

Current Quarter Score (Grade)

Q1: 102.69 (A+)

Q2: 101.51 (A+)

91.61%

Q3: 91.61 (A-)

Q4: (N/A)

(A-)

Program Census Information:

Children in Care During Quarter: 10

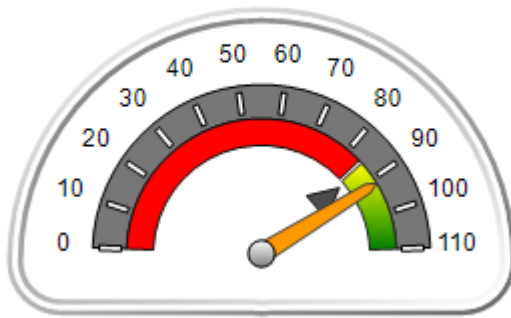
Placements During Quarter: 10

Children in Care On Last Day: 4

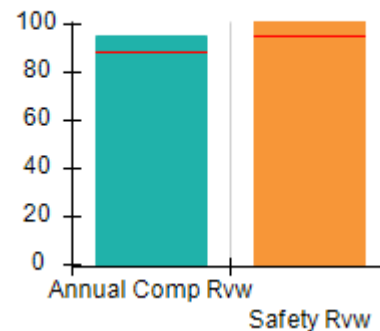
Quarterly Provider Comparisons to All CCIs

▼ — indicates average for all CCIs

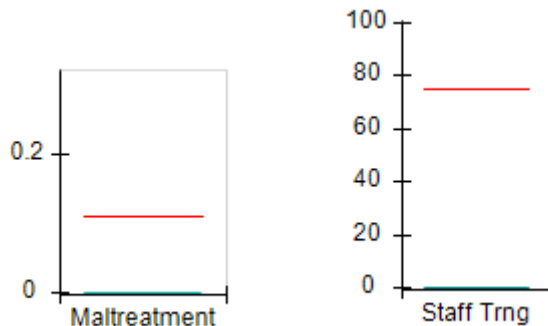
Overall Score (%)



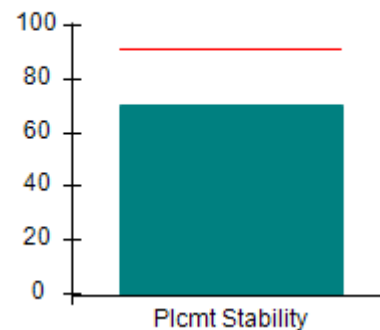
OPM Monitoring Reviews (%)



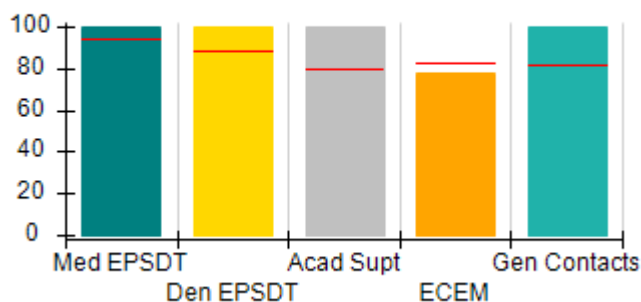
Safety Outcomes (%)



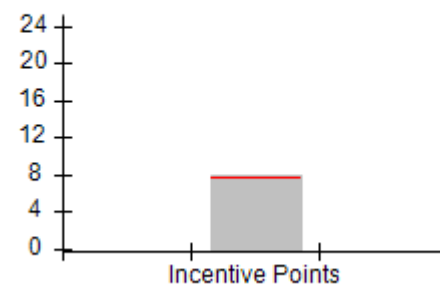
Permanency Outcomes (%)



Well-Being Outcomes (%)



Incentives Earned (Points)





DHS, DFCS, Office of Provider Management
Performance-Based Placement Measures
RBWO Provider GA+SCORECARD - CCI



Report Quarter: Q3 FY2017

Provider/Program Name: Stroman Account & Property - dba My Sister's Keeper (892) - CCI				
7431 Petunia Dr., Riverdale, GA 30296		Quarterly Scores (Grades)		Current Quarter Score (Grade)
Phone: 770-994-0607		Q1: 102.69 (A+)	Q2: 101.51 (A+)	91.61% (A-)
Vendor ID# 35586		Q3: 91.61 (A-)	Q4: (N/A)	
Program Census Information:		# Children in Care During Quarter: 10	# Placements During Quarter: 10	# Children in Care On Last Day: 4
	Avg Performance All CCIs (%)	Provider Performance (%)*	Possible Points (Weight)	Provider Points Earned
OPM Monitoring Reviews				
Annual Comprehensive Reviews	89%	95%	25	23.83
Safety Reviews	95%	105%	15	15.81
Monitoring Sub-Total			40	39.65
CCI Safety Outcomes				
Incidence of Maltreatment	0.11%	No Substantiated Reports	10	10.00
Staff Training	75%	0%	10	0.00
Safety Sub-Total			20	10.00
CCI Permanency Outcomes				
Placement Stability	91%	70%	15	10.50
Permanency Sub-Total			15	10.50
CCI Well-Being Outcomes				
EPSDT Medical Visits	94%	100%	4	4.00
EPSDT Dental Visits	88%	100%	4	4.00
Academic Supports	79%	100%	3	3.00
Provider ECEM Visits	83%	78%	7	5.46
Provider General Contacts	81%	100%	7	7.00
Placements with Siblings	38%	100%	Not Scored	Not Scored
Placements within Legal County	15%	0%	Not Scored	Not Scored
Well-Being Sub-Total			25	23.46
*Performance calculation descriptions can be found in the FY 2017 RBWO PBP Measurements and Standards Guide.				

Monitoring & Outcomes: Possible Points = 100	Points Earned = 83.61
Score Before Incentives Credit	83.61%
Incentives Awarded	8.00 pts
PBP Verification	N/A pts
Total Score	91.61%



DHS, DFCS, Office of Provider Management
Performance-Based Placement Measures
RBWO Provider GA+SCORECARD - CCI



Report Quarter: Q3 FY2017

Provider/Program Name: Stroman Account & Property - dba My Sister's Keeper (892) - CCI

Program Census Information:		# Children in Care During Quarter: 10	# Placements During Quarter: 10	# Children in Care On Last Day: 4
CCI Incentive Credits	Avg Performance All CCIs (Points)	Provider Performance (%)*	Possible Points (Weight)	Provider Points Earned
Early EPSDT Medical Visits		100%	2	2.00
Early EPSDT Dental Visits		100%	2	2.00
Permanency Contacts		0%	5	0.00
Additional Academic Supports		0%	2	0.00
Active Agency Accreditation		0%	4	0.00
Staff Clinical Licensure		0%	5	0.00
Behavior Management (threshold = 0)		100%	4	4.00
Incentives Total	7.73		24	8.00
Maximum total combined incentive credit allowed is 10 points.			Incentives Awarded	8.00

*Performance calculation descriptions can be found in the FY 2017 RBWO PBP Measurements and Standards Guide.

Child Protective Services Investigations and Dispositions

The following investigations data, which is not used for scoring but is considered significant to a provider's performance, is from Georgia SHINES and is not considered final or complete until the end of the fiscal year.

Total Reports:	0
Number Screened In:	0
Number Screened Out:	0
Number Substantiated:	0
Number Unsubstantiated:	0
Number Active CPS Investigations:	0



DHS, DFCS, Office of Provider Management
Performance-Based Placement Measures
RBWO Provider GA+SCORECARD - CCI



Report Quarter: Q3 FY2017

Provider/Program Name: Taking A Step Beyond - (5158) - CCI

1509 Brown Road, Hephzibah, GA 30815

Phone: 706-496-2709

Vendor ID# 118236

Quarterly Scores (Grades)

Q1: 101.90 (A+)

Q2: 100.18 (A+)

Q3: 95.74 (A)

Q4: (N/A)

Current Quarter Score (Grade)

95.74%

(A)

Program Census Information:

Children in Care During Quarter: 17

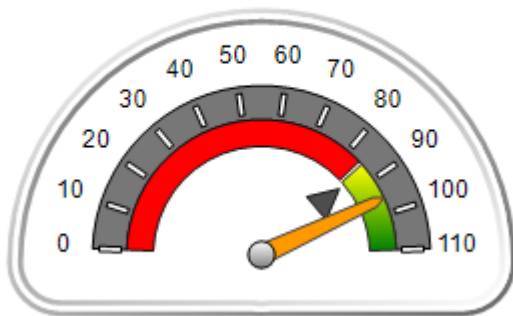
Placements During Quarter: 21

Children in Care On Last Day: 8

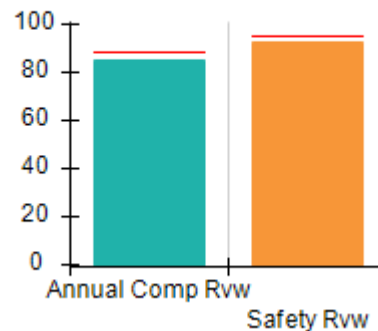
Quarterly Provider Comparisons to All CCIs

▼ indicates average for all CCIs

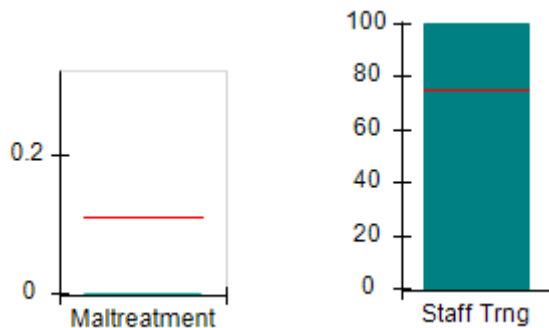
Overall Score (%)



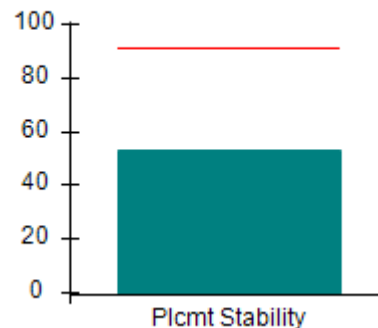
OPM Monitoring Reviews (%)



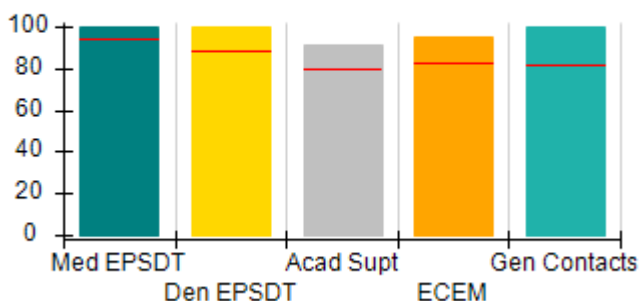
Safety Outcomes (%)



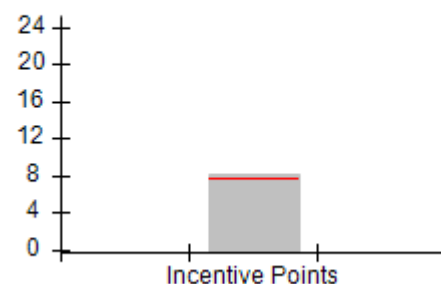
Permanency Outcomes (%)



Well-Being Outcomes (%)



Incentives Earned (Points)





DHS, DFCS, Office of Provider Management
Performance-Based Placement Measures
RBWO Provider GA+SCORECARD - CCI
Report Quarter: Q3 FY2017



Provider/Program Name: Taking A Step Beyond - (5158) - CCI

1509 Brown Road, Hephzibah, GA 30815 Phone: 706-496-2709 Vendor ID# 118236		Quarterly Scores (Grades)		Current Quarter Score (Grade)
		Q1: 101.90 (A+)	Q2: 100.18 (A+)	95.74%
		Q3: 95.74 (A)	Q4: (N/A)	(A)
Program Census Information:		# Children in Care During Quarter: 17	# Placements During Quarter: 21	# Children in Care On Last Day: 8
	Avg Performance All CCIs (%)	Provider Performance (%)*	Possible Points (Weight)	Provider Points Earned
OPM Monitoring Reviews				
Annual Comprehensive Reviews	89%	85%	25	21.36
Safety Reviews	95%	93%	15	13.93
Monitoring Sub-Total			40	35.29
CCI Safety Outcomes				
Incidence of Maltreatment	0.11%	No Substantiated Reports	10	10.00
Staff Training	75%	100%	10	10.00
Safety Sub-Total			20	20.00
CCI Permanency Outcomes				
Placement Stability	91%	53%	15	7.95
Permanency Sub-Total			15	7.95
CCI Well-Being Outcomes				
EPSDT Medical Visits	94%	100%	4	4.00
EPSDT Dental Visits	88%	100%	4	4.00
Academic Supports	79%	91%	3	2.73
Provider ECEM Visits	83%	95%	7	6.65
Provider General Contacts	81%	100%	7	7.00
Placements with Siblings	38%	0%	Not Scored	Not Scored
Placements within Legal County	15%	0%	Not Scored	Not Scored
Well-Being Sub-Total			25	24.38
*Performance calculation descriptions can be found in the FY 2017 RBWO PBP Measurements and Standards Guide.				

Monitoring & Outcomes: Possible Points = 100		Points Earned = 87.62	
Score Before Incentives Credit		87.62%	
Incentives Awarded		8.12 pts	
PBP Verification		N/A pts	
Total Score		95.74%	



DHS, DFCS, Office of Provider Management
Performance-Based Placement Measures
RBWO Provider GA+SCORECARD - CCI
Report Quarter: Q3 FY2017



Provider/Program Name: Taking A Step Beyond - (5158) - CCI

Program Census Information:		# Children in Care During Quarter: 17	# Placements During Quarter: 21	# Children in Care On Last Day: 8
CCI Incentive Credits	Avg Performance All CCIs (Points)	Provider Performance (%)*	Possible Points (Weight)	Provider Points Earned
Early EPSDT Medical Visits		100%	2	2.00
Early EPSDT Dental Visits		100%	2	2.00
Permanency Contacts		0%	5	0.00
Additional Academic Supports		6%	2	0.12
Active Agency Accreditation		0%	4	0.00
Staff Clinical Licensure		0%	5	0.00
Behavior Management (threshold = 0)		100%	4	4.00
Incentives Total	7.73		24	8.12
Maximum total combined incentive credit allowed is 10 points.			Incentives Awarded	8.12

*Performance calculation descriptions can be found in the FY 2017 RBWO PBP Measurements and Standards Guide.

Child Protective Services Investigations and Dispositions

The following investigations data, which is not used for scoring but is considered significant to a provider's performance, is from Georgia SHINES and is not considered final or complete until the end of the fiscal year.

Total Reports:	0	
Number Screened In:	0	
Number Screened Out:	0	
Number Substantiated:	0	
Number Unsubstantiated:	1	
Number Active CPS Investigations:	-1	



DHS, DFCS, Office of Provider Management
Performance-Based Placement Measures
RBWO Provider GA+SCORECARD - CCI



Report Quarter: Q3 FY2017

Provider/Program Name: Testament Health & Counseling Services, LLC - Testament House (5197) - CCI

6907 Tara Blvd., Jonesboro, GA 30236

Phone: 404-800-6160

Vendor ID# 125386

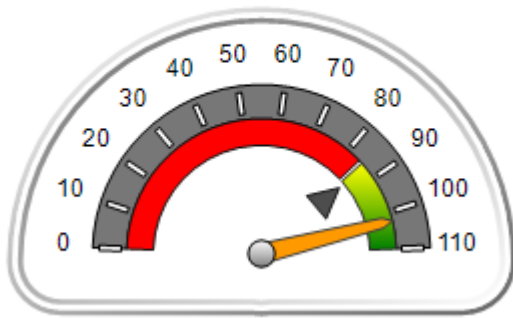
Quarterly Scores (Grades)		Current Quarter Score (Grade)
Q1: 99.23 (A+)	Q2: 93.75 (A-)	102.44% (A+)
Q3: 102.44 (A+)	Q4: (N/A)	

Program Census Information:	# Children in Care During Quarter: 45	# Placements During Quarter: 45	# Children in Care On Last Day: 22
-----------------------------	---------------------------------------	---------------------------------	------------------------------------

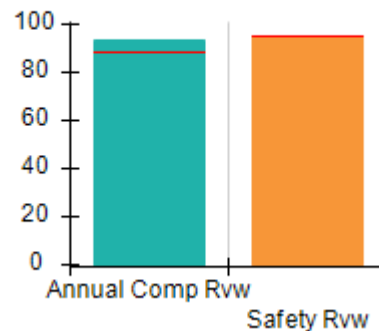
Quarterly Provider Comparisons to All CCIs

▼ — indicates average for all CCIs

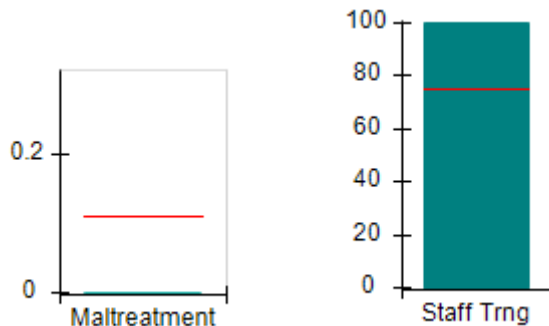
Overall Score (%)



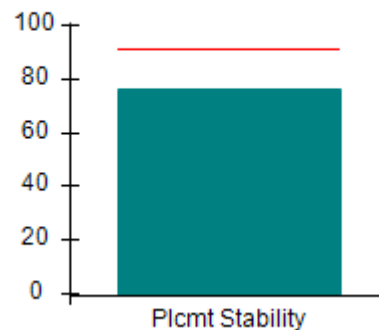
OPM Monitoring Reviews (%)



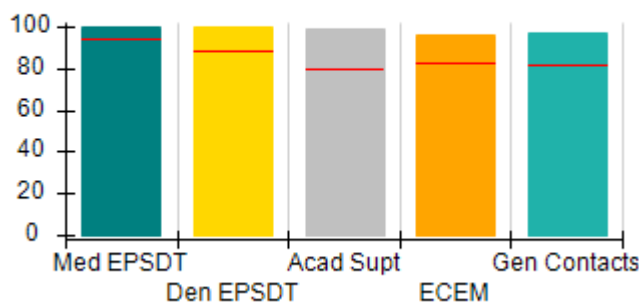
Safety Outcomes (%)



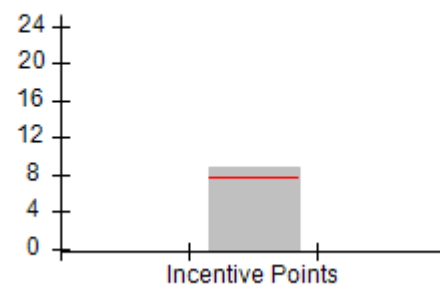
Permanency Outcomes (%)



Well-Being Outcomes (%)



Incentives Earned (Points)





DHS, DFCS, Office of Provider Management
Performance-Based Placement Measures
RBWO Provider GA+SCORECARD - CCI



Report Quarter: Q3 FY2017

Provider/Program Name: Testament Health & Counseling Services, LLC - Testament House (5197) - CCI				
6907 Tara Blvd., Jonesboro, GA 30236		Quarterly Scores (Grades)		Current Quarter Score (Grade)
Phone: 404-800-6160		Q1: 99.23 (A+)	Q2: 93.75 (A-)	102.44% (A+)
Vendor ID# 125386		Q3: 102.44 (A+)	Q4: (N/A)	
Program Census Information:		# Children in Care During Quarter: 45	# Placements During Quarter: 45	# Children in Care On Last Day: 22
	Avg Performance All CCIs (%)	Provider Performance (%)*	Possible Points (Weight)	Provider Points Earned
OPM Monitoring Reviews				
Annual Comprehensive Reviews	89%	94%	25	23.38
Safety Reviews	95%	95%	15	14.29
Monitoring Sub-Total			40	37.68
CCI Safety Outcomes				
Incidence of Maltreatment	0.11%	No Substantiated Reports	10	10.00
Staff Training	75%	100%	10	10.00
Safety Sub-Total			20	20.00
CCI Permanency Outcomes				
Placement Stability	91%	76%	15	11.40
Permanency Sub-Total			15	11.40
CCI Well-Being Outcomes				
EPSDT Medical Visits	94%	100%	4	4.00
EPSDT Dental Visits	88%	100%	4	4.00
Academic Supports	79%	99%	3	2.97
Provider ECEM Visits	83%	96%	7	6.72
Provider General Contacts	81%	97%	7	6.79
Placements with Siblings	38%	0%	Not Scored	Not Scored
Placements within Legal County	15%	5%	Not Scored	Not Scored
Well-Being Sub-Total			25	24.48
*Performance calculation descriptions can be found in the FY 2017 RBWO PBP Measurements and Standards Guide.				

Monitoring & Outcomes: Possible Points = 100	Points Earned = 93.56
Score Before Incentives Credit	93.56%
Incentives Awarded	8.88 pts
PBP Verification	N/A pts
Total Score	102.44%



DHS, DFCS, Office of Provider Management
Performance-Based Placement Measures
RBWO Provider GA+SCORECARD - CCI



Report Quarter: Q3 FY2017

Provider/Program Name: Testament Health & Counseling Services, LLC - Testament House (5197) - CCI

Program Census Information:		# Children in Care During Quarter: 45	# Placements During Quarter: 45	# Children in Care On Last Day: 22
CCI Incentive Credits	Avg Performance All CCIs (Points)	Provider Performance (%)*	Possible Points (Weight)	Provider Points Earned
Early EPSDT Medical Visits		100%	2	2.00
Early EPSDT Dental Visits		100%	2	2.00
Permanency Contacts		0%	5	0.00
Additional Academic Supports		44%	2	0.88
Active Agency Accreditation		0%	4	0.00
Staff Clinical Licensure		0%	5	0.00
Behavior Management (threshold = 0)		100%	4	4.00
Incentives Total	7.73		24	8.88
Maximum total combined incentive credit allowed is 10 points.			Incentives Awarded	8.88

*Performance calculation descriptions can be found in the FY 2017 RBWO PBP Measurements and Standards Guide.

Child Protective Services Investigations and Dispositions

The following investigations data, which is not used for scoring but is considered significant to a provider's performance, is from Georgia SHINES and is not considered final or complete until the end of the fiscal year.

Total Reports:	1
Number Screened In:	0
Number Screened Out:	1
Number Substantiated:	0
Number Unsubstantiated:	0
Number Active CPS Investigations:	0



DHS, DFCS, Office of Provider Management
Performance-Based Placement Measures
RBWO Provider GA+SCORECARD - CCI
Report Quarter: Q3 FY2017



Error: Subreport could not be shown.



DHS, DFCS, Office of Provider Management
Performance-Based Placement Measures
RBWO Provider GA+SCORECARD - CCI



Report Quarter: Q3 FY2017

Provider/Program Name: Treutlen House at New Ebenezer, Inc. - (4228) - CCI

131 Old Augusta Road Central, Rincon, GA 31326

Phone: 912-754-9797

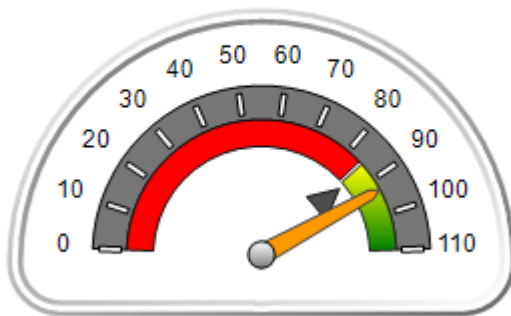
Vendor ID# 79727

	Quarterly Scores (Grades)		Current Quarter Score (Grade)
	Q1: 89.36 (B+)	Q2: 97.91 (A+)	93.31% (A-)
	Q3: 93.31 (A-)	Q4: (N/A)	
Program Census Information:	# Children in Care During Quarter: 7	# Placements During Quarter: 7	# Children in Care On Last Day: 7

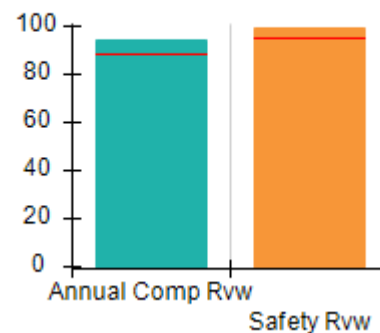
Quarterly Provider Comparisons to All CCIs

▼ — indicates average for all CCIs

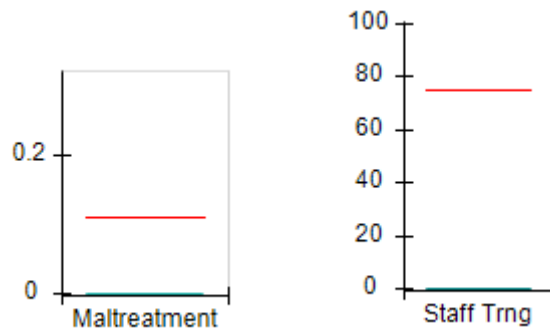
Overall Score (%)



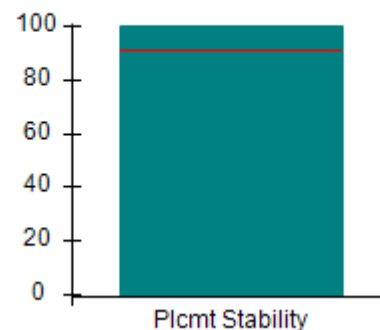
OPM Monitoring Reviews (%)



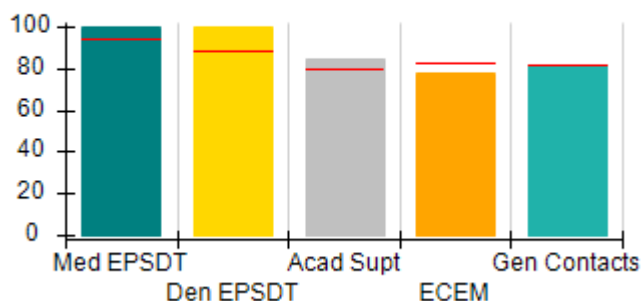
Safety Outcomes (%)



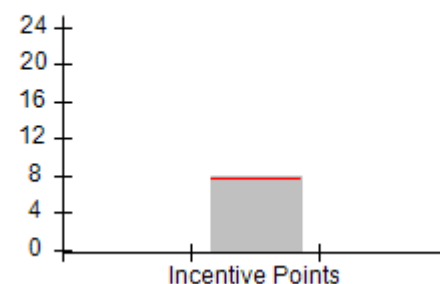
Permanency Outcomes (%)



Well-Being Outcomes (%)



Incentives Earned (Points)





DHS, DFCS, Office of Provider Management
Performance-Based Placement Measures
RBWO Provider GA+SCORECARD - CCI
Report Quarter: Q3 FY2017



Provider/Program Name: Treutlen House at New Ebenezer, Inc. - (4228) - CCI

131 Old Augusta Road Central, Rincon, GA 31326 Phone: 912-754-9797 Vendor ID# 79727		Quarterly Scores (Grades)		Current Quarter Score (Grade)
		Q1: 89.36 (B+)	Q2: 97.91 (A+)	93.31%
		Q3: 93.31 (A-)	Q4: (N/A)	(A-)
Program Census Information:		# Children in Care During Quarter: 7	# Placements During Quarter: 7	# Children in Care On Last Day: 7
	Avg Performance All CCIs (%)	Provider Performance (%)*	Possible Points (Weight)	Provider Points Earned
OPM Monitoring Reviews				
Annual Comprehensive Reviews	89%	95%	25	23.67
Safety Reviews	95%	99%	15	14.92
Monitoring Sub-Total			40	38.59
CCI Safety Outcomes				
Incidence of Maltreatment	0.11%	No Substantiated Reports	10	10.00
Staff Training	75%	0%	10	0.00
Safety Sub-Total			20	10.00
CCI Permanency Outcomes				
Placement Stability	91%	100%	15	15.00
Permanency Sub-Total			15	15.00
CCI Well-Being Outcomes				
EPSDT Medical Visits	94%	100%	4	4.00
EPSDT Dental Visits	88%	100%	4	4.00
Academic Supports	79%	84%	3	2.52
Provider ECEM Visits	83%	78%	7	5.46
Provider General Contacts	81%	82%	7	5.74
Placements with Siblings	38%	0%	Not Scored	Not Scored
Placements within Legal County	15%	0%	Not Scored	Not Scored
Well-Being Sub-Total			25	21.72
*Performance calculation descriptions can be found in the FY 2017 RBWO PBP Measurements and Standards Guide.				

Monitoring & Outcomes: Possible Points = 100		Points Earned = 85.31	
Score Before Incentives Credit			85.31%
Incentives Awarded			8.00 pts
PBP Verification			N/A pts
Total Score			93.31%



DHS, DFCS, Office of Provider Management
Performance-Based Placement Measures
RBWO Provider GA+SCORECARD - CCI
Report Quarter: Q3 FY2017



Provider/Program Name: Treutlen House at New Ebenezer, Inc. - (4228) - CCI

Program Census Information:		# Children in Care During Quarter: 7	# Placements During Quarter: 7	# Children in Care On Last Day: 7
CCI Incentive Credits	Avg Performance All CCIs (Points)	Provider Performance (%)*	Possible Points (Weight)	Provider Points Earned
Early EPSDT Medical Visits		100%	2	2.00
Early EPSDT Dental Visits		100%	2	2.00
Permanency Contacts		None Planned	5	
Additional Academic Supports		0%	2	0.00
Active Agency Accreditation		0%	4	0.00
Staff Clinical Licensure		0%	5	0.00
Behavior Management (threshold = 0)		100%	4	4.00
Incentives Total	7.73		24	8.00
Maximum total combined incentive credit allowed is 10 points.			Incentives Awarded	8.00

*Performance calculation descriptions can be found in the FY 2017 RBWO PBP Measurements and Standards Guide.

Child Protective Services Investigations and Dispositions

The following investigations data, which is not used for scoring but is considered significant to a provider's performance, is from Georgia SHINES and is not considered final or complete until the end of the fiscal year.

Total Reports:	0	
Number Screened In:	0	
Number Screened Out:	0	
Number Substantiated:	0	
Number Unsubstantiated:	0	
Number Active CPS Investigations:	0	



DHS, DFCS, Office of Provider Management
Performance-Based Placement Measures
RBWO Provider GA+SCORECARD - CCI



Report Quarter: Q3 FY2017

Provider/Program Name: Turning Point Homes - Ahmonie's Cottage (1003) - CCI

3847 Waldrop Road, Decatur, GA 30034

Phone: 678-343-1219

Vendor ID# 51758

Quarterly Scores (Grades)

Q1: 102.20 (A+)

Q2: 97.02 (A+)

Q3: 99.58 (A+)

Q4: (N/A)

Current Quarter Score (Grade)

99.58%

(A+)

Program Census Information:

Children in Care During Quarter: 7

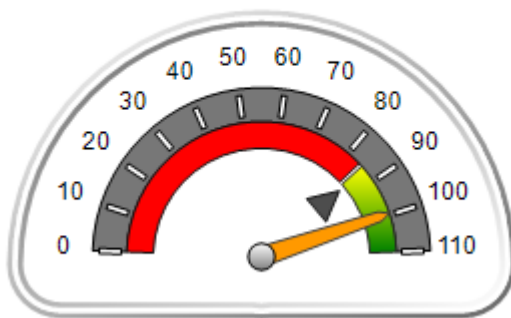
Placements During Quarter: 7

Children in Care On Last Day: 1

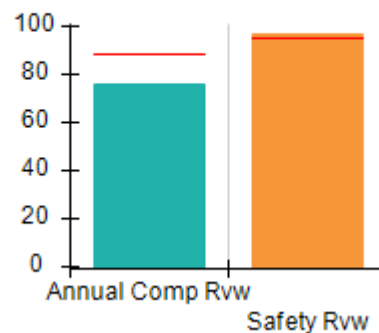
Quarterly Provider Comparisons to All CCIs

▼ — indicates average for all CCIs

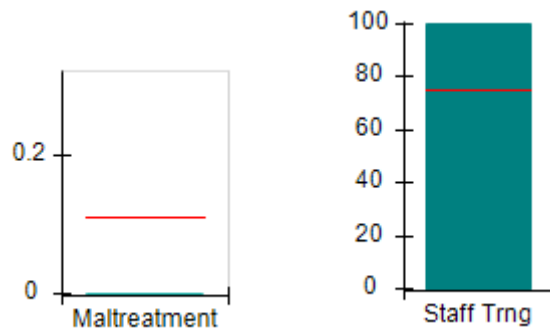
Overall Score (%)



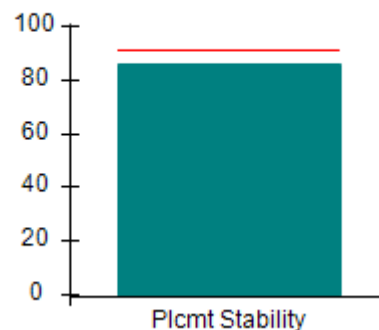
OPM Monitoring Reviews (%)



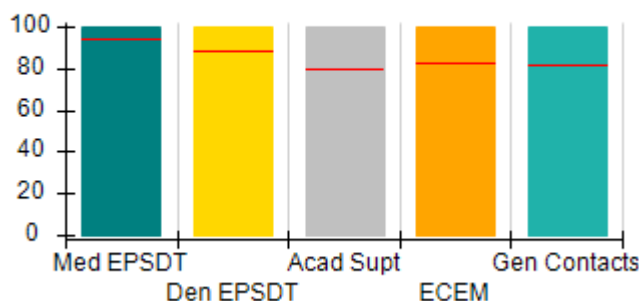
Safety Outcomes (%)



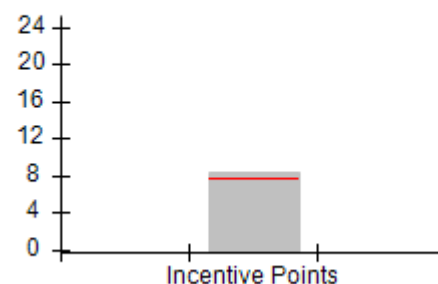
Permanency Outcomes (%)



Well-Being Outcomes (%)



Incentives Earned (Points)





DHS, DFCS, Office of Provider Management
Performance-Based Placement Measures
RBWO Provider GA+SCORECARD - CCI
Report Quarter: Q3 FY2017



Provider/Program Name: Turning Point Homes - Ahmonie's Cottage (1003) - CCI

3847 Waldrop Road, Decatur, GA 30034 Phone: 678-343-1219 Vendor ID# 51758	Quarterly Scores (Grades)		Current Quarter Score (Grade)
	Q1: 102.20 (A+)	Q2: 97.02 (A+)	99.58%
	Q3: 99.58 (A+)	Q4: (N/A)	(A+)

Program Census Information:	# Children in Care During Quarter: 7	# Placements During Quarter: 7	# Children in Care On Last Day: 1
-----------------------------	--------------------------------------	--------------------------------	-----------------------------------

	Avg Performance All CCIs (%)	Provider Performance (%)*	Possible Points (Weight)	Provider Points Earned
--	-------------------------------------	----------------------------------	---------------------------------	-------------------------------

OPM Monitoring Reviews

Annual Comprehensive Reviews	89%	76%	25	18.92
Safety Reviews	95%	97%	15	14.48
Monitoring Sub-Total			40	33.40

CCI Safety Outcomes

Incidence of Maltreatment	0.11%	No Substantiated Reports	10	10.00
Staff Training	75%	100%	10	10.00
Safety Sub-Total			20	20.00

CCI Permanency Outcomes

Placement Stability	91%	86%	15	12.90
Permanency Sub-Total			15	12.90

CCI Well-Being Outcomes

EPSDT Medical Visits	94%	100%	4	4.00
EPSDT Dental Visits	88%	100%	4	4.00
Academic Supports	79%	100%	3	3.00
Provider ECEM Visits	83%	100%	7	7.00
Provider General Contacts	81%	100%	7	7.00
Placements with Siblings	38%	Not Eligible	Not Scored	Not Scored
Placements within Legal County	15%	0%	Not Scored	Not Scored
Well-Being Sub-Total			25	25.00

*Performance calculation descriptions can be found in the FY 2017 RBWO PBP Measurements and Standards Guide.

Monitoring & Outcomes: Possible Points = 100		Points Earned = 91.30	
Score Before Incentives Credit			91.30%
Incentives Awarded			8.28 pts
PBP Verification			N/A pts
Total Score			99.58%



DHS, DFCS, Office of Provider Management
Performance-Based Placement Measures
RBWO Provider GA+SCORECARD - CCI
Report Quarter: Q3 FY2017



Provider/Program Name: Turning Point Homes - Ahmonie's Cottage (1003) - CCI

Program Census Information:		# Children in Care During Quarter: 7	# Placements During Quarter: 7	# Children in Care On Last Day: 1
CCI Incentive Credits	Avg Performance All CCIs (Points)	Provider Performance (%)*	Possible Points (Weight)	Provider Points Earned
Early EPSDT Medical Visits		100%	2	2.00
Early EPSDT Dental Visits		100%	2	2.00
Permanency Contacts		0%	5	0.00
Additional Academic Supports		14%	2	0.28
Active Agency Accreditation		0%	4	0.00
Staff Clinical Licensure		0%	5	0.00
Behavior Management (threshold = 0)		100%	4	4.00
Incentives Total	7.73		24	8.28
Maximum total combined incentive credit allowed is 10 points.			Incentives Awarded	8.28

*Performance calculation descriptions can be found in the FY 2017 RBWO PBP Measurements and Standards Guide.

Child Protective Services Investigations and Dispositions

The following investigations data, which is not used for scoring but is considered significant to a provider's performance, is from Georgia SHINES and is not considered final or complete until the end of the fiscal year.

Total Reports:	1	
Number Screened In:	0	
Number Screened Out:	1	
Number Substantiated:	0	
Number Unsubstantiated:	0	
Number Active CPS Investigations:	0	



DHS, DFCS, Office of Provider Management
Performance-Based Placement Measures
RBWO Provider GA+SCORECARD - CCI



Report Quarter: Q3 FY2017

Provider/Program Name: Turning Point Homes - Francois Cottage (829) - CCI

3396 Wesley Chapel Rd., Decatur, GA 30034

Phone: 678-343-1219

Vendor ID# 35603

Quarterly Scores (Grades)

Current Quarter Score (Grade)

Q1: 98.74 (A+)

Q2: 93.49 (A-)

102.95%

Q3: 102.95 (A+)

Q4: (N/A)

(A+)

Program Census Information:

Children in Care During
Quarter: 8

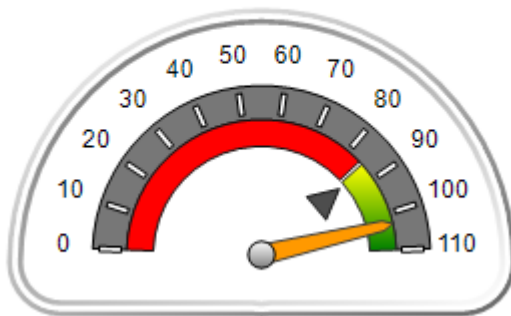
Placements During
Quarter: 8

Children in Care On Last
Day: 7

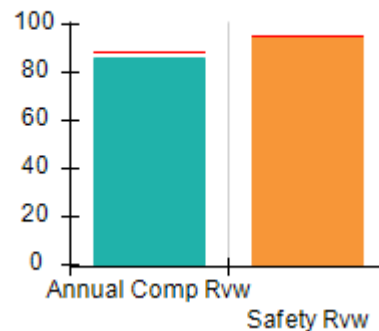
Quarterly Provider Comparisons to All CCIs

▼ indicates average for all CCIs

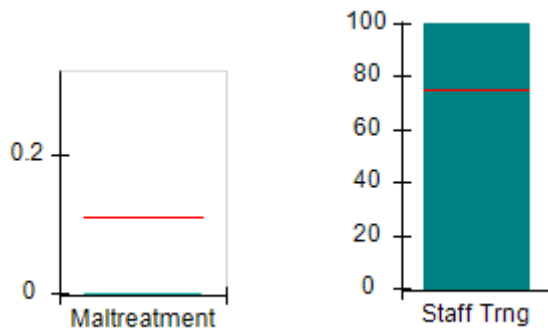
Overall Score (%)



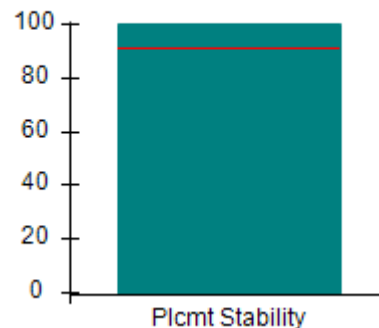
OPM Monitoring Reviews (%)



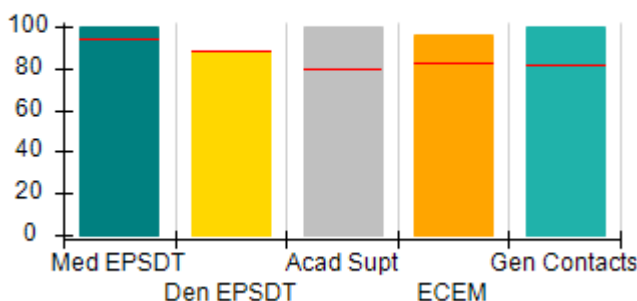
Safety Outcomes (%)



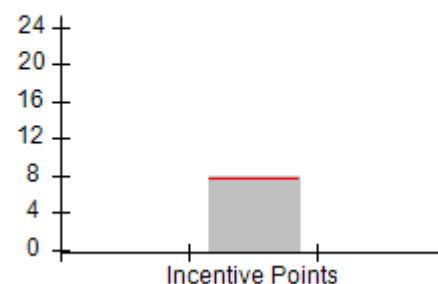
Permanency Outcomes (%)



Well-Being Outcomes (%)



Incentives Earned (Points)





DHS, DFCS, Office of Provider Management
Performance-Based Placement Measures
RBWO Provider GA+SCORECARD - CCI
Report Quarter: Q3 FY2017



Provider/Program Name: Turning Point Homes - Francois Cottage (829) - CCI

3396 Wesley Chapel Rd., Decatur, GA 30034 Phone: 678-343-1219 Vendor ID# 35603		Quarterly Scores (Grades)		Current Quarter Score (Grade)
		Q1: 98.74 (A+)	Q2: 93.49 (A-)	102.95%
		Q3: 102.95 (A+)	Q4: (N/A)	(A+)
Program Census Information:		# Children in Care During Quarter: 8	# Placements During Quarter: 8	# Children in Care On Last Day: 7
	Avg Performance All CCIs (%)	Provider Performance (%)*	Possible Points (Weight)	Provider Points Earned
OPM Monitoring Reviews				
Annual Comprehensive Reviews	89%	86%	25	21.42
Safety Reviews	95%	95%	15	14.30
Monitoring Sub-Total			40	35.71
CCI Safety Outcomes				
Incidence of Maltreatment	0.11%	No Substantiated Reports	10	10.00
Staff Training	75%	100%	10	10.00
Safety Sub-Total			20	20.00
CCI Permanency Outcomes				
Placement Stability	91%	100%	15	15.00
Permanency Sub-Total			15	15.00
CCI Well-Being Outcomes				
EPSDT Medical Visits	94%	100%	4	4.00
EPSDT Dental Visits	88%	88%	4	3.52
Academic Supports	79%	100%	3	3.00
Provider ECEM Visits	83%	96%	7	6.72
Provider General Contacts	81%	100%	7	7.00
Placements with Siblings	38%	Not Eligible	Not Scored	Not Scored
Placements within Legal County	15%	Not Eligible	Not Scored	Not Scored
Well-Being Sub-Total			25	24.24
*Performance calculation descriptions can be found in the FY 2017 RBWO PBP Measurements and Standards Guide.				

Monitoring & Outcomes: Possible Points = 100		Points Earned = 94.95	
Score Before Incentives Credit		94.95%	
Incentives Awarded		8.00 pts	
PBP Verification		N/A pts	
Total Score		102.95%	



DHS, DFCS, Office of Provider Management
Performance-Based Placement Measures
RBWO Provider GA+SCORECARD - CCI
Report Quarter: Q3 FY2017



Provider/Program Name: Turning Point Homes - Francois Cottage (829) - CCI

Program Census Information:		# Children in Care During Quarter: 8	# Placements During Quarter: 8	# Children in Care On Last Day: 7
CCI Incentive Credits	Avg Performance All CCIs (Points)	Provider Performance (%)*	Possible Points (Weight)	Provider Points Earned
Early EPSDT Medical Visits		100%	2	2.00
Early EPSDT Dental Visits		83%	2	1.66
Permanency Contacts		0%	5	0.00
Additional Academic Supports		17%	2	0.34
Active Agency Accreditation		0%	4	0.00
Staff Clinical Licensure		0%	5	0.00
Behavior Management (threshold = 0)		100%	4	4.00
Incentives Total	7.73		24	8.00
Maximum total combined incentive credit allowed is 10 points.			Incentives Awarded	8.00

*Performance calculation descriptions can be found in the FY 2017 RBWO PBP Measurements and Standards Guide.

Child Protective Services Investigations and Dispositions

The following investigations data, which is not used for scoring but is considered significant to a provider's performance, is from Georgia SHINES and is not considered final or complete until the end of the fiscal year.

Total Reports:	0	
Number Screened In:	0	
Number Screened Out:	0	
Number Substantiated:	0	
Number Unsubstantiated:	0	
Number Active CPS Investigations:	0	



DHS, DFCS, Office of Provider Management
Performance-Based Placement Measures
RBWO Provider GA+SCORECARD - CCI



Report Quarter: Q3 FY2017

Provider/Program Name: Turning Point Homes - Joshua Cottage I (830) - CCI

672 Kenilworth Cir., Stone Mountain, GA 30083

Phone: 678-343-1219

Vendor ID# 35602

Quarterly Scores (Grades)

Q1: 98.68 (A+)

Q2: 96.44 (A)

Q3: 96.38 (A)

Q4: (N/A)

Current Quarter Score (Grade)

96.38%

(A)

Program Census Information:

Children in Care During
Quarter: 7

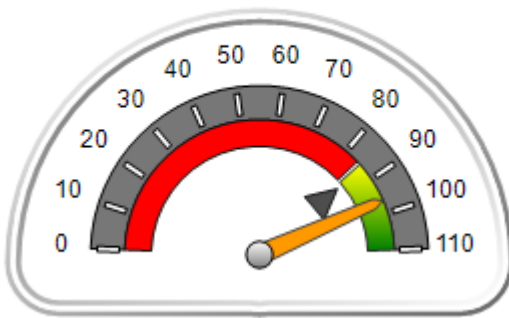
Placements During
Quarter: 7

Children in Care On Last
Day: 3

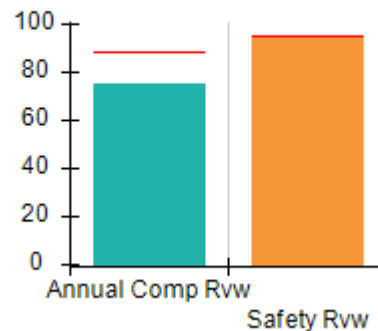
Quarterly Provider Comparisons to All CCIs

▼ indicates average for all CCIs

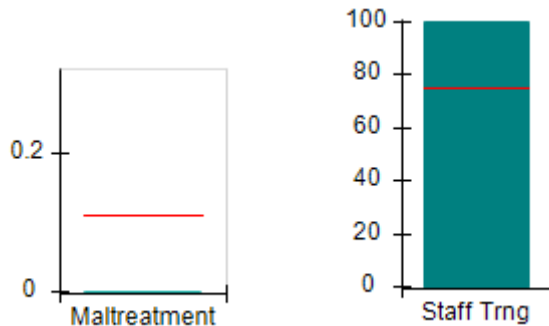
Overall Score (%)



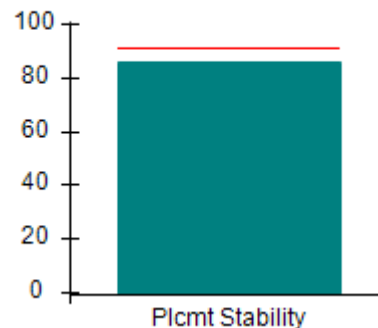
OPM Monitoring Reviews (%)



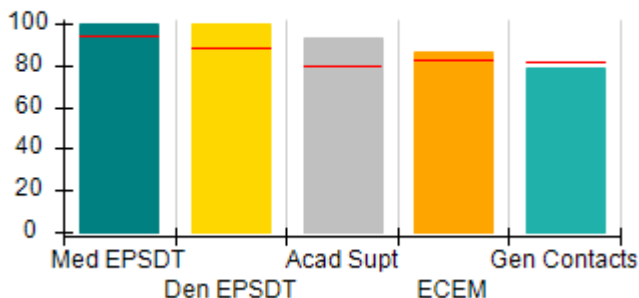
Safety Outcomes (%)



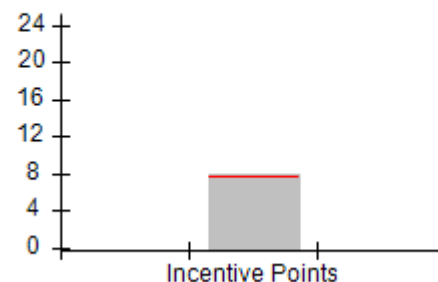
Permanency Outcomes (%)



Well-Being Outcomes (%)



Incentives Earned (Points)





DHS, DFCS, Office of Provider Management
Performance-Based Placement Measures
RBWO Provider GA+SCORECARD - CCI
Report Quarter: Q3 FY2017



Provider/Program Name: Turning Point Homes - Joshua Cottage I (830) - CCI				
672 Kenilworth Cir., Stone Mountain, GA 30083 Phone: 678-343-1219 Vendor ID# 35602		Quarterly Scores (Grades)		Current Quarter Score (Grade)
		Q1: 98.68 (A+)	Q2: 96.44 (A)	96.38%
		Q3: 96.38 (A)	Q4: (N/A)	(A)
Program Census Information:		# Children in Care During Quarter: 7	# Placements During Quarter: 7	# Children in Care On Last Day: 3
	Avg Performance All CCIs (%)	Provider Performance (%)*	Possible Points (Weight)	Provider Points Earned
OPM Monitoring Reviews				
Annual Comprehensive Reviews	89%	75%	25	18.86
Safety Reviews	95%	95%	15	14.28
Monitoring Sub-Total			40	33.14
CCI Safety Outcomes				
Incidence of Maltreatment	0.11%	No Substantiated Reports	10	10.00
Staff Training	75%	100%	10	10.00
Safety Sub-Total			20	20.00
CCI Permanency Outcomes				
Placement Stability	91%	86%	15	12.90
Permanency Sub-Total			15	12.90
CCI Well-Being Outcomes				
EPSDT Medical Visits	94%	100%	4	4.00
EPSDT Dental Visits	88%	100%	4	4.00
Academic Supports	79%	93%	3	2.79
Provider ECEM Visits	83%	86%	7	6.02
Provider General Contacts	81%	79%	7	5.53
Placements with Siblings	38%	Not Eligible	Not Scored	Not Scored
Placements within Legal County	15%	Not Eligible	Not Scored	Not Scored
Well-Being Sub-Total			25	22.34
*Performance calculation descriptions can be found in the FY 2017 RBWO PBP Measurements and Standards Guide.				

Monitoring & Outcomes: Possible Points = 100		Points Earned = 88.38	
Score Before Incentives Credit			88.38%
Incentives Awarded			8.00 pts
PBP Verification			N/A pts
Total Score			96.38%



DHS, DFCS, Office of Provider Management
Performance-Based Placement Measures
RBWO Provider GA+SCORECARD - CCI
Report Quarter: Q3 FY2017



Provider/Program Name: Turning Point Homes - Joshua Cottage I (830) - CCI

Program Census Information:		# Children in Care During Quarter: 7	# Placements During Quarter: 7	# Children in Care On Last Day: 3
CCI Incentive Credits	Avg Performance All CCIs (Points)	Provider Performance (%)*	Possible Points (Weight)	Provider Points Earned
Early EPSDT Medical Visits		100%	2	2.00
Early EPSDT Dental Visits		100%	2	2.00
Permanency Contacts		0%	5	0.00
Additional Academic Supports		0%	2	0.00
Active Agency Accreditation		0%	4	0.00
Staff Clinical Licensure		0%	5	0.00
Behavior Management (threshold = 0)		100%	4	4.00
Incentives Total	7.73		24	8.00
Maximum total combined incentive credit allowed is 10 points.			Incentives Awarded	8.00

*Performance calculation descriptions can be found in the FY 2017 RBWO PBP Measurements and Standards Guide.

Child Protective Services Investigations and Dispositions

The following investigations data, which is not used for scoring but is considered significant to a provider's performance, is from Georgia SHINES and is not considered final or complete until the end of the fiscal year.

Total Reports:	0	
Number Screened In:	0	
Number Screened Out:	0	
Number Substantiated:	0	
Number Unsubstantiated:	0	
Number Active CPS Investigations:	0	



DHS, DFCS, Office of Provider Management
Performance-Based Placement Measures
RBWO Provider GA+SCORECARD - CCI



Report Quarter: Q3 FY2017

Provider/Program Name: Turning Point Homes - Turning Point Cottage (833) - CCI

3392 Wesley Chapel Rd., Decatur, GA 30034

Phone: 678-343-1219

Vendor ID# 35604

Quarterly Scores (Grades)

Q1: 87.81 (B+)

Q2: 102.42 (A+)

Q3: 96.56 (A)

Q4: (N/A)

Current Quarter Score (Grade)

96.56%

(A)

Program Census Information:

Children in Care During
Quarter: 6

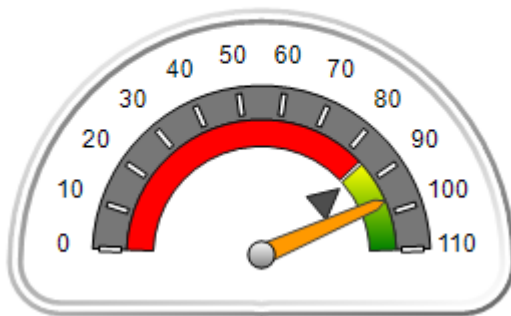
Placements During
Quarter: 6

Children in Care On Last
Day: 5

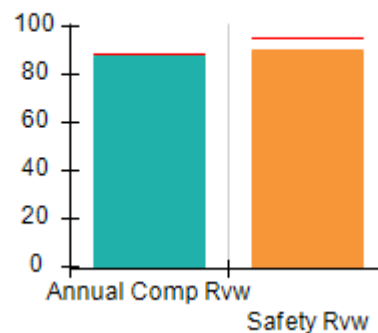
Quarterly Provider Comparisons to All CCIs

▼ indicates average for all CCIs

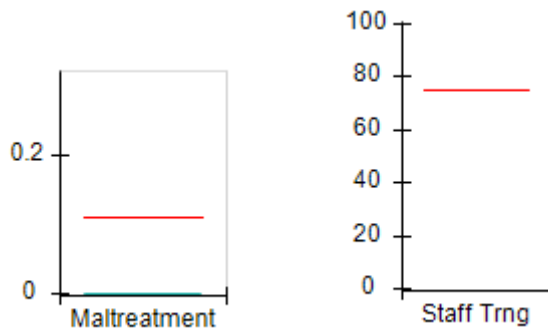
Overall Score (%)



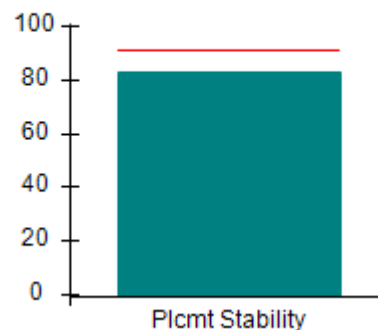
OPM Monitoring Reviews (%)



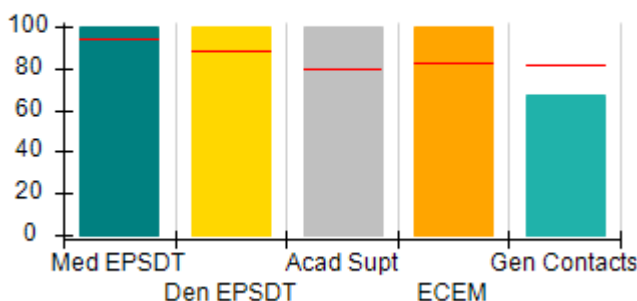
Safety Outcomes (%)



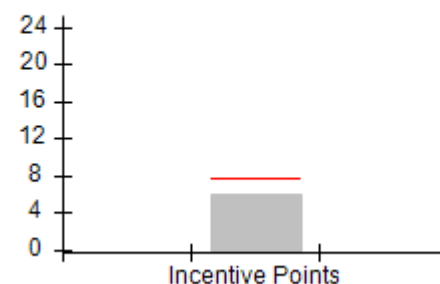
Permanency Outcomes (%)



Well-Being Outcomes (%)



Incentives Earned (Points)





DHS, DFCS, Office of Provider Management
Performance-Based Placement Measures
RBWO Provider GA+SCORECARD - CCI
Report Quarter: Q3 FY2017



Provider/Program Name: Turning Point Homes - Turning Point Cottage (833) - CCI				
3392 Wesley Chapel Rd., Decatur, GA 30034 Phone: 678-343-1219 Vendor ID# 35604		Quarterly Scores (Grades)		Current Quarter Score (Grade)
		Q1: 87.81 (B+)	Q2: 102.42 (A+)	96.56%
		Q3: 96.56 (A)	Q4: (N/A)	(A)
Program Census Information:		# Children in Care During Quarter: 6	# Placements During Quarter: 6	# Children in Care On Last Day: 5
	Avg Performance All CCIs (%)	Provider Performance (%)*	Possible Points (Weight)	Provider Points Earned
OPM Monitoring Reviews				
Annual Comprehensive Reviews	89%	87%	25	21.87
Safety Reviews	95%	90%	15	13.55
Monitoring Sub-Total			40	35.42
CCI Safety Outcomes				
Incidence of Maltreatment	0.11%	No Substantiated Reports	20	20.00
Staff Training	75%	Not Eligible		
Safety Sub-Total			20	20.00
CCI Permanency Outcomes				
Placement Stability	91%	83%	15	12.45
Permanency Sub-Total			15	12.45
CCI Well-Being Outcomes				
EPSDT Medical Visits	94%	100%	4	4.00
EPSDT Dental Visits	88%	100%	4	4.00
Academic Supports	79%	100%	3	3.00
Provider ECEM Visits	83%	100%	7	7.00
Provider General Contacts	81%	67%	7	4.69
Placements with Siblings	38%	Not Eligible	Not Scored	Not Scored
Placements within Legal County	15%	Not Eligible	Not Scored	Not Scored
Well-Being Sub-Total			25	22.69
*Performance calculation descriptions can be found in the FY 2017 RBWO PBP Measurements and Standards Guide.				

Monitoring & Outcomes: Possible Points = 100		Points Earned = 90.56	
Score Before Incentives Credit			90.56%
Incentives Awarded			6.00 pts
PBP Verification			N/A pts
Total Score			96.56%



DHS, DFCS, Office of Provider Management
Performance-Based Placement Measures
RBWO Provider GA+SCORECARD - CCI
Report Quarter: Q3 FY2017



Provider/Program Name: Turning Point Homes - Turning Point Cottage (833) - CCI

Program Census Information:		# Children in Care During Quarter: 6	# Placements During Quarter: 6	# Children in Care On Last Day: 5
CCI Incentive Credits	Avg Performance All CCIs (Points)	Provider Performance (%)*	Possible Points (Weight)	Provider Points Earned
Early EPSDT Medical Visits		Not Eligible	2	
Early EPSDT Dental Visits		100%	2	2.00
Permanency Contacts		0%	5	0.00
Additional Academic Supports		0%	2	0.00
Active Agency Accreditation		0%	4	0.00
Staff Clinical Licensure		0%	5	0.00
Behavior Management (threshold = 0)		100%	4	4.00
Incentives Total	7.73		24	6.00
Maximum total combined incentive credit allowed is 10 points.			Incentives Awarded	6.00

*Performance calculation descriptions can be found in the FY 2017 RBWO PBP Measurements and Standards Guide.

Child Protective Services Investigations and Dispositions

The following investigations data, which is not used for scoring but is considered significant to a provider's performance, is from Georgia SHINES and is not considered final or complete until the end of the fiscal year.

Total Reports:	0	
Number Screened In:	0	
Number Screened Out:	0	
Number Substantiated:	0	
Number Unsubstantiated:	0	
Number Active CPS Investigations:	0	



DHS, DFCS, Office of Provider Management
Performance-Based Placement Measures
RBWO Provider GA+SCORECARD - CCI



Report Quarter: Q3 FY2017

Provider/Program Name: Twin Cedars Youth Services (formerly Georgia Industrial Children's Home) - (4340) - CCI

4690 N. Mumford Rd., Macon, GA 31210

Phone: 478-474-8220

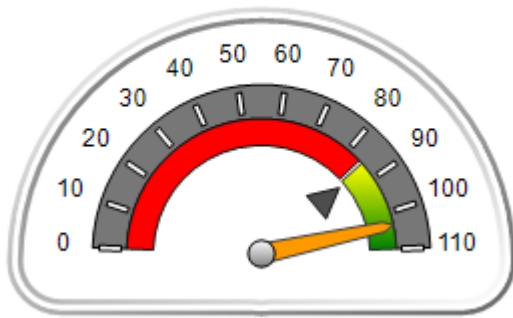
Vendor ID# 78675

4690 N. Mumford Rd., Macon, GA 31210 Phone: 478-474-8220 Vendor ID# 78675	Quarterly Scores (Grades)		Current Quarter Score (Grade)
	Q1: 101.85 (A+)	Q2: 105.68 (A+)	103.59% (A+)
	Q3: 103.59 (A+)	Q4: (N/A)	
Program Census Information:	# Children in Care During Quarter: 45	# Placements During Quarter: 47	# Children in Care On Last Day: 33

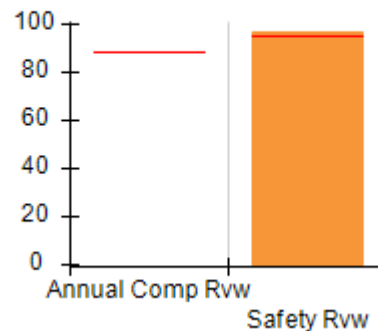
Quarterly Provider Comparisons to All CCIs

▼ — indicates average for all CCIs

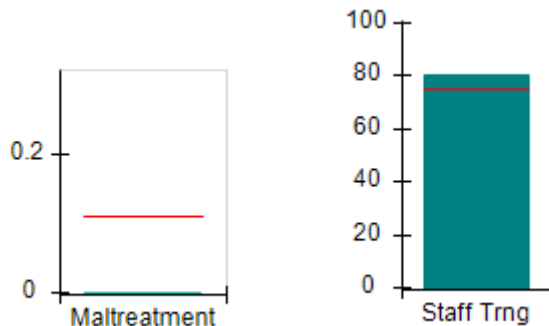
Overall Score (%)



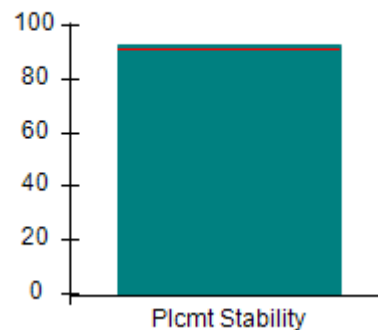
OPM Monitoring Reviews (%)



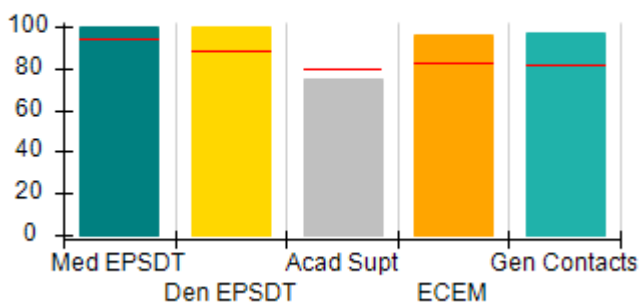
Safety Outcomes (%)



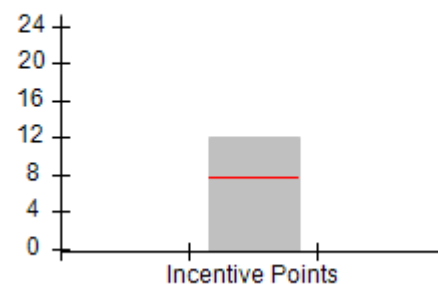
Permanency Outcomes (%)



Well-Being Outcomes (%)



Incentives Earned (Points)





DHS, DFCS, Office of Provider Management
Performance-Based Placement Measures
RBWO Provider GA+SCORECARD - CCI



Report Quarter: Q3 FY2017

Provider/Program Name: Twin Cedars Youth Services (formerly Georgia Industrial Children's Home) - (4340) - CCI				
4690 N. Mumford Rd., Macon, GA 31210		Quarterly Scores (Grades)		Current Quarter Score (Grade)
Phone: 478-474-8220		Q1: 101.85 (A+)	Q2: 105.68 (A+)	103.59%
Vendor ID# 78675		Q3: 103.59 (A+)	Q4: (N/A)	(A+)
Program Census Information:		# Children in Care During Quarter: 45	# Placements During Quarter: 47	# Children in Care On Last Day: 33
	Avg Performance All CCIs (%)	Provider Performance (%)*	Possible Points (Weight)	Provider Points Earned
OPM Monitoring Reviews				
Annual Comprehensive Reviews	89%	Not Yet Conducted		
Safety Reviews	95%	97%	15	14.48
Monitoring Sub-Total			15	14.48
CCI Safety Outcomes				
Incidence of Maltreatment	0.11%	No Substantiated Reports	10	10.00
Staff Training	75%	80%	10	8.00
Safety Sub-Total			20	18.00
CCI Permanency Outcomes				
Placement Stability	91%	93%	15	13.95
Permanency Sub-Total			15	13.95
CCI Well-Being Outcomes				
EPSDT Medical Visits	94%	100%	4	4.00
EPSDT Dental Visits	88%	100%	4	4.00
Academic Supports	79%	75%	3	2.25
Provider ECEM Visits	83%	96%	7	6.72
Provider General Contacts	81%	97%	7	6.79
Placements with Siblings	38%	0%	Not Scored	Not Scored
Placements within Legal County	15%	10%	Not Scored	Not Scored
Well-Being Sub-Total			25	23.76
*Performance calculation descriptions can be found in the FY 2017 RBWO PBP Measurements and Standards Guide.				

Monitoring & Outcomes: Possible Points = 75		Points Earned = 70.19	
Score Before Incentives Credit		93.59%	
Incentives Awarded		10.00 pts	
PBP Verification		N/A pts	
Total Score		103.59%	



DHS, DFCS, Office of Provider Management
Performance-Based Placement Measures
RBWO Provider GA+SCORECARD - CCI



Report Quarter: Q3 FY2017

Provider/Program Name: Twin Cedars Youth Services (formerly Georgia Industrial Children's Home) - (4340) - CCI

Program Census Information:		# Children in Care During Quarter: 45	# Placements During Quarter: 47	# Children in Care On Last Day: 33
CCI Incentive Credits	Avg Performance All CCIs (Points)	Provider Performance (%)*	Possible Points (Weight)	Provider Points Earned
Early EPSDT Medical Visits		100%	2	2.00
Early EPSDT Dental Visits		100%	2	2.00
Permanency Contacts		24%	5	1.20
Additional Academic Supports		43%	2	0.86
Active Agency Accreditation		50%	4	2.00
Staff Clinical Licensure		0%	5	0.00
Behavior Management (threshold = 0)		100%	4	4.00
Incentives Total	7.73		24	12.06
Maximum total combined incentive credit allowed is 10 points.			Incentives Awarded	10.00

*Performance calculation descriptions can be found in the FY 2017 RBWO PBP Measurements and Standards Guide.

Child Protective Services Investigations and Dispositions

The following investigations data, which is not used for scoring but is considered significant to a provider's performance, is from Georgia SHINES and is not considered final or complete until the end of the fiscal year.

Total Reports:	0
Number Screened In:	0
Number Screened Out:	0
Number Substantiated:	0
Number Unsubstantiated:	1
Number Active CPS Investigations:	-1



DHS, DFCS, Office of Provider Management
Performance-Based Placement Measures
RBWO Provider GA+SCORECARD - CCI



Report Quarter: Q3 FY2017

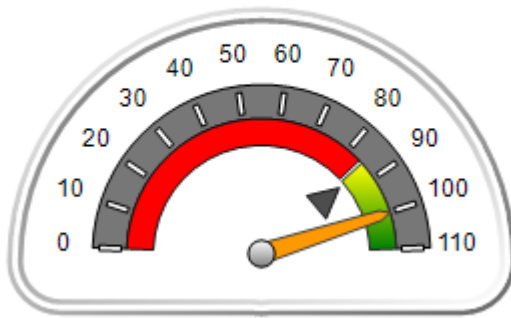
Provider/Program Name: Twin Cedars Youth Services - Anne Elizabeth Shepherd (835) - CCI

751 Double Churches Rd., Columbus, GA 31904 Phone: 706-322-8984 Vendor ID# 35615	Quarterly Scores (Grades)		Current Quarter Score (Grade)
	Q1: 107.26 (A+)	Q2: 105.47 (A+)	100.17% (A+)
	Q3: 100.17 (A+)	Q4: (N/A)	
Program Census Information:	# Children in Care During Quarter: 22	# Placements During Quarter: 22	# Children in Care On Last Day: 20

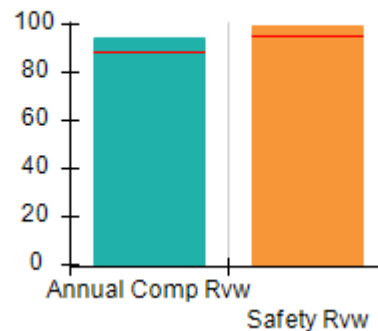
Quarterly Provider Comparisons to All CCIs

▼ — indicates average for all CCIs

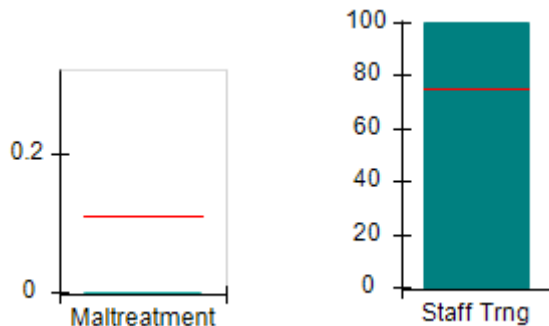
Overall Score (%)



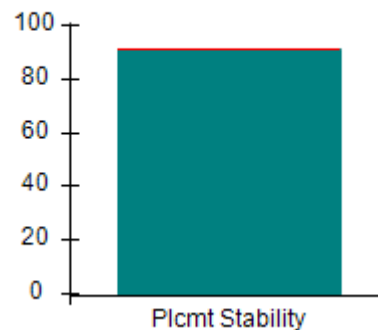
OPM Monitoring Reviews (%)



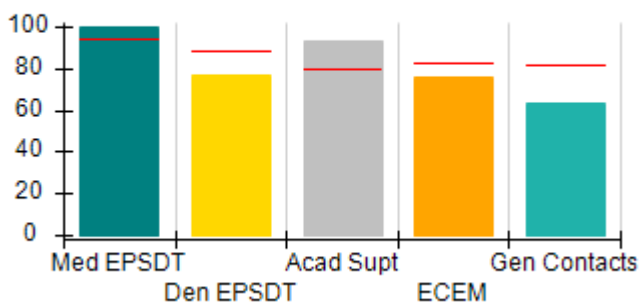
Safety Outcomes (%)



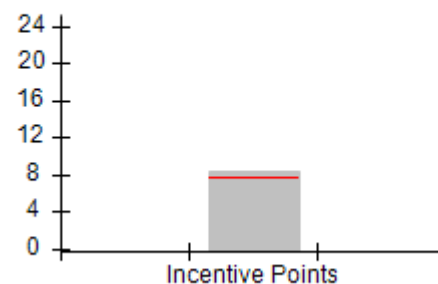
Permanency Outcomes (%)



Well-Being Outcomes (%)



Incentives Earned (Points)





DHS, DFCS, Office of Provider Management
Performance-Based Placement Measures
RBWO Provider GA+SCORECARD - CCI



Report Quarter: Q3 FY2017

Provider/Program Name: Twin Cedars Youth Services - Anne Elizabeth Shepherd (835) - CCI

751 Double Churches Rd., Columbus, GA 31904 Phone: 706-322-8984 Vendor ID# 35615	Quarterly Scores (Grades)		Current Quarter Score (Grade)
	Q1: 107.26 (A+)	Q2: 105.47 (A+)	100.17%
	Q3: 100.17 (A+)	Q4: (N/A)	(A+)

Program Census Information:	# Children in Care During Quarter: 22	# Placements During Quarter: 22	# Children in Care On Last Day: 20
-----------------------------	---------------------------------------	---------------------------------	------------------------------------

	Avg Performance All CCIs (%)	Provider Performance (%)*	Possible Points (Weight)	Provider Points Earned
--	-------------------------------------	----------------------------------	---------------------------------	-------------------------------

OPM Monitoring Reviews

Annual Comprehensive Reviews	89%	94%	25	23.62
Safety Reviews	95%	99%	15	14.86
Monitoring Sub-Total			40	38.48

CCI Safety Outcomes

Incidence of Maltreatment	0.11%	No Substantiated Reports	10	10.00
Staff Training	75%	100%	10	10.00
Safety Sub-Total			20	20.00

CCI Permanency Outcomes

Placement Stability	91%	91%	15	13.65
Permanency Sub-Total			15	13.65

CCI Well-Being Outcomes

EPSDT Medical Visits	94%	100%	4	4.00
EPSDT Dental Visits	88%	77%	4	3.08
Academic Supports	79%	93%	3	2.79
Provider ECEM Visits	83%	76%	7	5.32
Provider General Contacts	81%	63%	7	4.41
Placements with Siblings	38%	14%	Not Scored	Not Scored
Placements within Legal County	15%	0%	Not Scored	Not Scored
Well-Being Sub-Total			25	19.60

*Performance calculation descriptions can be found in the FY 2017 RBWO PBP Measurements and Standards Guide.

Monitoring & Outcomes: Possible Points = 100		Points Earned = 91.73	
Score Before Incentives Credit		91.73%	
Incentives Awarded		8.44 pts	
PBP Verification		N/A pts	
Total Score		100.17%	



DHS, DFCS, Office of Provider Management
Performance-Based Placement Measures
RBWO Provider GA+SCORECARD - CCI



Report Quarter: Q3 FY2017

Provider/Program Name: Twin Cedars Youth Services - Anne Elizabeth Shepherd (835) - CCI

Program Census Information:		# Children in Care During Quarter: 22	# Placements During Quarter: 22	# Children in Care On Last Day: 20
CCI Incentive Credits	Avg Performance All CCIs (Points)	Provider Performance (%)*	Possible Points (Weight)	Provider Points Earned
Early EPSDT Medical Visits		100%	2	2.00
Early EPSDT Dental Visits		17%	2	0.34
Permanency Contacts		0%	5	0.00
Additional Academic Supports		5%	2	0.10
Active Agency Accreditation		50%	4	2.00
Staff Clinical Licensure		0%	5	0.00
Behavior Management (threshold = 0)		100%	4	4.00
Incentives Total	7.73		24	8.44
Maximum total combined incentive credit allowed is 10 points.			Incentives Awarded	8.44

*Performance calculation descriptions can be found in the FY 2017 RBWO PBP Measurements and Standards Guide.

Child Protective Services Investigations and Dispositions

The following investigations data, which is not used for scoring but is considered significant to a provider's performance, is from Georgia SHINES and is not considered final or complete until the end of the fiscal year.

Total Reports:	0
Number Screened In:	0
Number Screened Out:	0
Number Substantiated:	0
Number Unsubstantiated:	0
Number Active CPS Investigations:	0



DHS, DFCS, Office of Provider Management
Performance-Based Placement Measures
RBWO Provider GA+SCORECARD - CCI



Report Quarter: Q3 FY2017

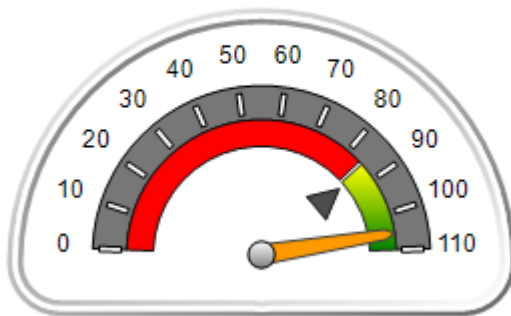
Provider/Program Name: Twin Cedars Youth Services - Bradfield Center (846) - CCI

1022 East Depot St., LaGrange, GA 30241-1526 Phone: 706-884-1717 Vendor ID# 35610	Quarterly Scores (Grades)		Current Quarter Score (Grade)
	Q1: 104.19 (A+)	Q2: 104.49 (A+)	105.52% (A+)
	Q3: 105.52 (A+)	Q4: (N/A)	
Program Census Information:	# Children in Care During Quarter: 20	# Placements During Quarter: 21	# Children in Care On Last Day: 18

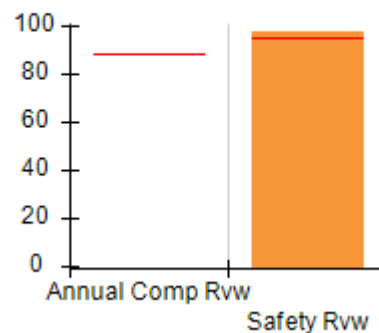
Quarterly Provider Comparisons to All CCIs

▼ — indicates average for all CCIs

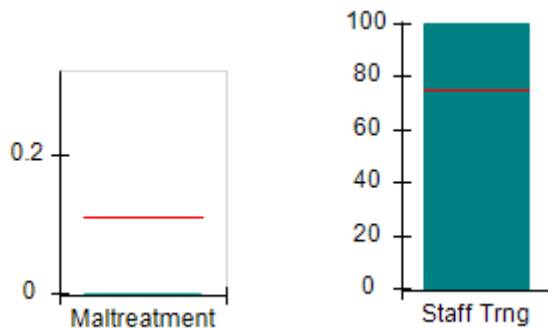
Overall Score (%)



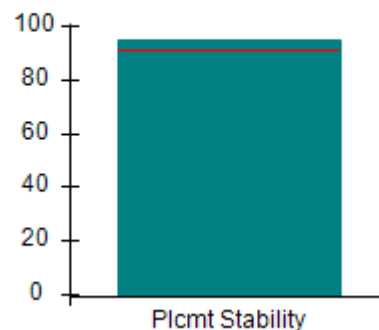
OPM Monitoring Reviews (%)



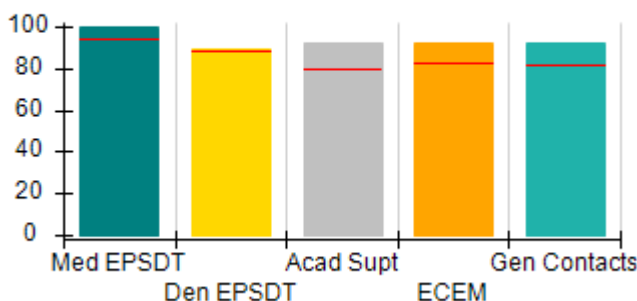
Safety Outcomes (%)



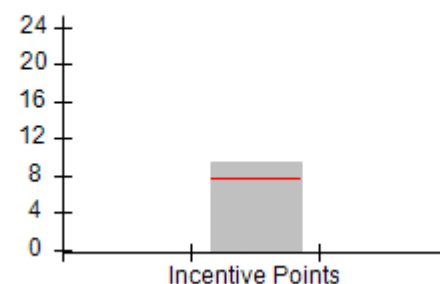
Permanency Outcomes (%)



Well-Being Outcomes (%)



Incentives Earned (Points)





DHS, DFCS, Office of Provider Management
Performance-Based Placement Measures
RBWO Provider GA+SCORECARD - CCI
Report Quarter: Q3 FY2017



Provider/Program Name: Twin Cedars Youth Services - Bradfield Center (846) - CCI				
1022 East Depot St., LaGrange, GA 30241-1526		Quarterly Scores (Grades)		Current Quarter Score (Grade)
Phone: 706-884-1717		Q1: 104.19 (A+)	Q2: 104.49 (A+)	105.52% (A+)
Vendor ID# 35610		Q3: 105.52 (A+)	Q4: (N/A)	
Program Census Information:		# Children in Care During Quarter: 20	# Placements During Quarter: 21	# Children in Care On Last Day: 18
	Avg Performance All CCIs (%)	Provider Performance (%)*	Possible Points (Weight)	Provider Points Earned
OPM Monitoring Reviews				
Annual Comprehensive Reviews	89%	Not Yet Conducted		
Safety Reviews	95%	98%	15	14.69
Monitoring Sub-Total			15	14.69
CCI Safety Outcomes				
Incidence of Maltreatment	0.11%	No Substantiated Reports	10	10.00
Staff Training	75%	100%	10	10.00
Safety Sub-Total			20	20.00
CCI Permanency Outcomes				
Placement Stability	91%	95%	15	14.25
Permanency Sub-Total			15	14.25
CCI Well-Being Outcomes				
EPSDT Medical Visits	94%	100%	4	4.00
EPSDT Dental Visits	88%	89%	4	3.56
Academic Supports	79%	92%	3	2.76
Provider ECEM Visits	83%	92%	7	6.44
Provider General Contacts	81%	92%	7	6.44
Placements with Siblings	38%	7%	Not Scored	Not Scored
Placements within Legal County	15%	0%	Not Scored	Not Scored
Well-Being Sub-Total			25	23.20
*Performance calculation descriptions can be found in the FY 2017 RBWO PBP Measurements and Standards Guide.				

Monitoring & Outcomes: Possible Points = 75	Points Earned = 72.14
Score Before Incentives Credit	96.18%
Incentives Awarded	9.34 pts
PBP Verification	N/A pts
Total Score	105.52%



DHS, DFCS, Office of Provider Management
Performance-Based Placement Measures
RBWO Provider GA+SCORECARD - CCI
Report Quarter: Q3 FY2017



Provider/Program Name: Twin Cedars Youth Services - Bradfield Center (846) - CCI

Program Census Information:		# Children in Care During Quarter: 20	# Placements During Quarter: 21	# Children in Care On Last Day: 18
CCI Incentive Credits	Avg Performance All CCIs (Points)	Provider Performance (%)*	Possible Points (Weight)	Provider Points Earned
Early EPSDT Medical Visits		Not Eligible	2	
Early EPSDT Dental Visits		67%	2	1.34
Permanency Contacts		0%	5	0.00
Additional Academic Supports		0%	2	0.00
Active Agency Accreditation		100%	4	4.00
Staff Clinical Licensure		0%	5	0.00
Behavior Management (threshold = 0)		100%	4	4.00
Incentives Total	7.73		24	9.34
Maximum total combined incentive credit allowed is 10 points.			Incentives Awarded	9.34

*Performance calculation descriptions can be found in the FY 2017 RBWO PBP Measurements and Standards Guide.

Child Protective Services Investigations and Dispositions

The following investigations data, which is not used for scoring but is considered significant to a provider's performance, is from Georgia SHINES and is not considered final or complete until the end of the fiscal year.

Total Reports:	0	
Number Screened In:	0	
Number Screened Out:	0	
Number Substantiated:	0	
Number Unsubstantiated:	0	
Number Active CPS Investigations:	0	



DHS, DFCS, Office of Provider Management
Performance-Based Placement Measures
RBWO Provider GA+SCORECARD - CCI



Report Quarter: Q3 FY2017

Provider/Program Name: Twin Cedars Youth Services - Connections (837) - CCI

1055 E. Depot Street, LaGrange, GA 30241

Phone: 706-882-4437

Vendor ID# 35609

Quarterly Scores (Grades)

Q1: 100.16 (A+)

Q2: 95.57 (A)

Q3: 98.09 (A+)

Q4: (N/A)

Current Quarter Score (Grade)

98.09%

(A+)

Program Census Information:

Children in Care During Quarter: 7

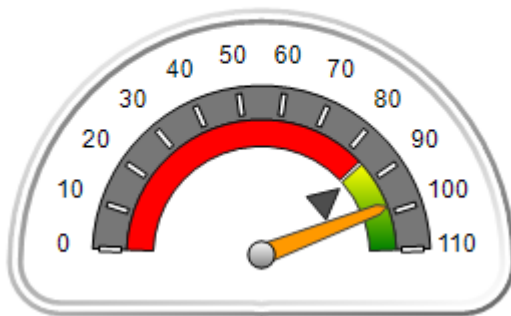
Placements During Quarter: 7

Children in Care On Last Day: 7

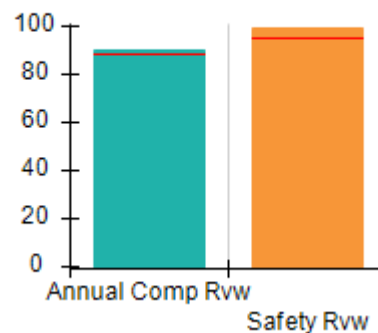
Quarterly Provider Comparisons to All CCIs

▼ indicates average for all CCIs

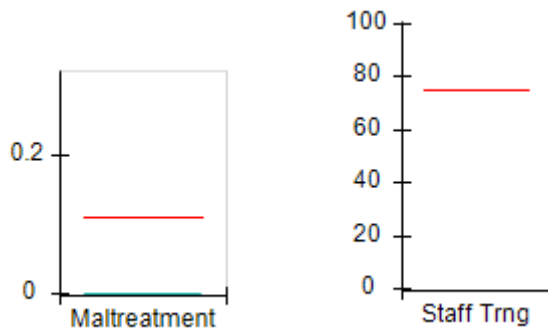
Overall Score (%)



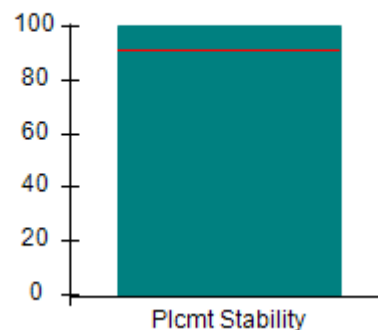
OPM Monitoring Reviews (%)



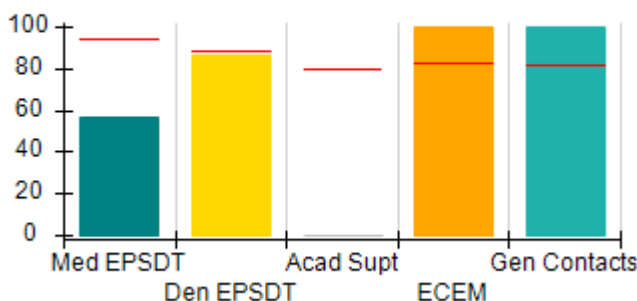
Safety Outcomes (%)



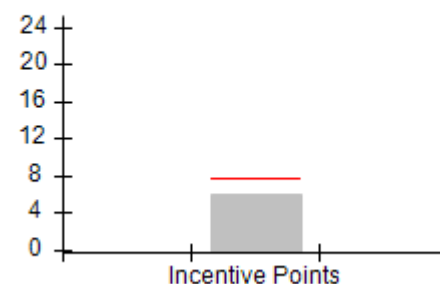
Permanency Outcomes (%)



Well-Being Outcomes (%)



Incentives Earned (Points)





DHS, DFCS, Office of Provider Management
Performance-Based Placement Measures
RBWO Provider GA+SCORECARD - CCI
Report Quarter: Q3 FY2017



Provider/Program Name: Twin Cedars Youth Services - Connections (837) - CCI				
1055 E. Depot Street, LaGrange, GA 30241		Quarterly Scores (Grades)		Current Quarter Score (Grade)
Phone: 706-882-4437		Q1: 100.16 (A+)	Q2: 95.57 (A)	98.09% (A+)
Vendor ID# 35609		Q3: 98.09 (A+)	Q4: (N/A)	
Program Census Information:		# Children in Care During Quarter: 7	# Placements During Quarter: 7	# Children in Care On Last Day: 7
	Avg Performance All CCIs (%)	Provider Performance (%)*	Possible Points (Weight)	Provider Points Earned
OPM Monitoring Reviews				
Annual Comprehensive Reviews	89%	90%	25	22.51
Safety Reviews	95%	99%	15	14.86
Monitoring Sub-Total			40	37.37
CCI Safety Outcomes				
Incidence of Maltreatment	0.11%	No Substantiated Reports	20	20.00
Staff Training	75%	Not Eligible		
Safety Sub-Total			20	20.00
CCI Permanency Outcomes				
Placement Stability	91%	100%	15	15.00
Permanency Sub-Total			15	15.00
CCI Well-Being Outcomes				
EPSDT Medical Visits	94%	57%	4	2.28
EPSDT Dental Visits	88%	86%	4	3.44
Academic Supports	79%	0%	3	0.00
Provider ECEM Visits	83%	100%	7	7.00
Provider General Contacts	81%	100%	7	7.00
Placements with Siblings	38%	100%	Not Scored	Not Scored
Placements within Legal County	15%	Not Eligible	Not Scored	Not Scored
Well-Being Sub-Total			25	19.72
*Performance calculation descriptions can be found in the FY 2017 RBWO PBP Measurements and Standards Guide.				

Monitoring & Outcomes: Possible Points = 100	Points Earned = 92.09
Score Before Incentives Credit	92.09%
Incentives Awarded	6.00 pts
PBP Verification	N/A pts
Total Score	98.09%



DHS, DFCS, Office of Provider Management
Performance-Based Placement Measures
RBWO Provider GA+SCORECARD - CCI
Report Quarter: Q3 FY2017



Provider/Program Name: Twin Cedars Youth Services - Connections (837) - CCI

Program Census Information:		# Children in Care During Quarter: 7	# Placements During Quarter: 7	# Children in Care On Last Day: 7
CCI Incentive Credits	Avg Performance All CCIs (Points)	Provider Performance (%)*	Possible Points (Weight)	Provider Points Earned
Early EPSDT Medical Visits		0%	2	0.00
Early EPSDT Dental Visits		0%	2	0.00
Permanency Contacts		0%	5	0.00
Additional Academic Supports		0%	2	0.00
Active Agency Accreditation		50%	4	2.00
Staff Clinical Licensure		0%	5	0.00
Behavior Management (threshold = 0)		100%	4	4.00
Incentives Total	7.73		24	6.00
Maximum total combined incentive credit allowed is 10 points.			Incentives Awarded	6.00

*Performance calculation descriptions can be found in the FY 2017 RBWO PBP Measurements and Standards Guide.

Child Protective Services Investigations and Dispositions

The following investigations data, which is not used for scoring but is considered significant to a provider's performance, is from Georgia SHINES and is not considered final or complete until the end of the fiscal year.

Total Reports:	0	
Number Screened In:	0	
Number Screened Out:	0	
Number Substantiated:	0	
Number Unsubstantiated:	0	
Number Active CPS Investigations:	0	



DHS, DFCS, Office of Provider Management
Performance-Based Placement Measures
RBWO Provider GA+SCORECARD - CCI



Report Quarter: Q3 FY2017

Provider/Program Name: Twin Cedars Youth Services - Magnolia Second Chance Home (844) - CCI

99 Johnson St., LaGrange, GA 30241

Phone: 706-298-2158

Vendor ID# 35618

Quarterly Scores (Grades)

Current Quarter Score (Grade)

Q1: 89.42 (B+)

Q2: 87.83 (B+)

93.40%

Q3: 93.40 (A-)

Q4: (N/A)

(A-)

Program Census Information:

Children in Care During Quarter: 15

Placements During Quarter: 16

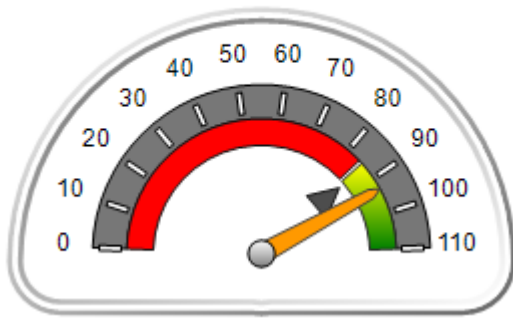
Children in Care On Last Day: 9

Quarterly Provider Comparisons to All CCIs

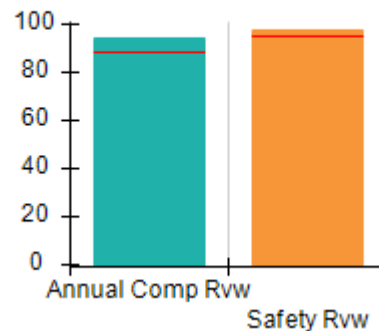


indicates average for all CCIs

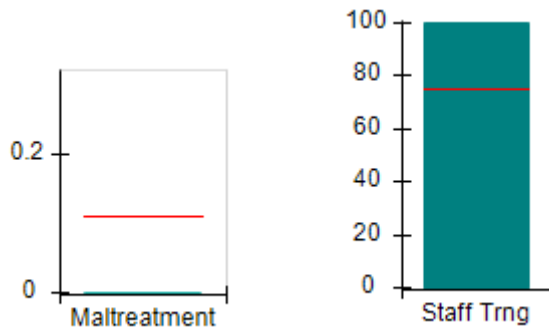
Overall Score (%)



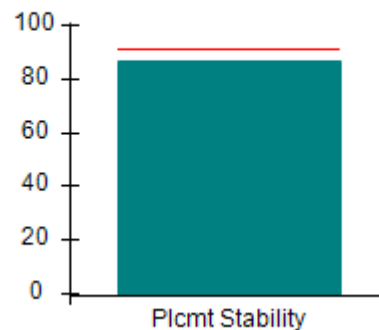
OPM Monitoring Reviews (%)



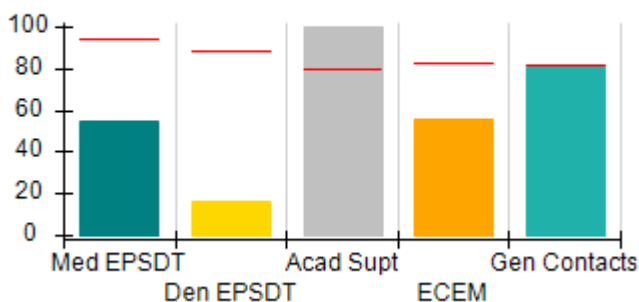
Safety Outcomes (%)



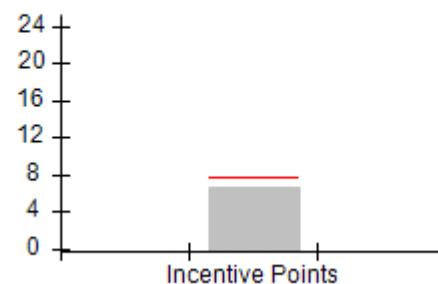
Permanency Outcomes (%)



Well-Being Outcomes (%)



Incentives Earned (Points)





DHS, DFCS, Office of Provider Management
Performance-Based Placement Measures
RBWO Provider GA+SCORECARD - CCI



Report Quarter: Q3 FY2017

Provider/Program Name: Twin Cedars Youth Services - Magnolia Second Chance Home (844) - CCI				
99 Johnson St., LaGrange, GA 30241		Quarterly Scores (Grades)		Current Quarter Score (Grade)
Phone: 706-298-2158		Q1: 89.42 (B+)	Q2: 87.83 (B+)	93.40% (A-)
Vendor ID# 35618		Q3: 93.40 (A-)	Q4: (N/A)	
Program Census Information:		# Children in Care During Quarter: 15	# Placements During Quarter: 16	# Children in Care On Last Day: 9
	Avg Performance All CCIs (%)	Provider Performance (%)*	Possible Points (Weight)	Provider Points Earned
OPM Monitoring Reviews				
Annual Comprehensive Reviews	89%	95%	25	23.64
Safety Reviews	95%	98%	15	14.67
Monitoring Sub-Total			40	38.30
CCI Safety Outcomes				
Incidence of Maltreatment	0.11%	No Substantiated Reports	10	10.00
Staff Training	75%	100%	10	10.00
Safety Sub-Total			20	20.00
CCI Permanency Outcomes				
Placement Stability	91%	87%	15	13.05
Permanency Sub-Total			15	13.05
CCI Well-Being Outcomes				
EPSDT Medical Visits	94%	55%	4	2.20
EPSDT Dental Visits	88%	17%	4	0.68
Academic Supports	79%	100%	3	3.00
Provider ECEM Visits	83%	56%	7	3.92
Provider General Contacts	81%	81%	7	5.67
Placements with Siblings	38%	Not Eligible	Not Scored	Not Scored
Placements within Legal County	15%	0%	Not Scored	Not Scored
Well-Being Sub-Total			25	15.47
*Performance calculation descriptions can be found in the FY 2017 RBWO PBP Measurements and Standards Guide.				

Monitoring & Outcomes: Possible Points = 100	Points Earned = 86.82
Score Before Incentives Credit	86.82%
Incentives Awarded	6.58 pts
PBP Verification	N/A pts
Total Score	93.40%



DHS, DFCS, Office of Provider Management
Performance-Based Placement Measures
RBWO Provider GA+SCORECARD - CCI



Report Quarter: Q3 FY2017

Provider/Program Name: Twin Cedars Youth Services - Magnolia Second Chance Home (844) - CCI

Program Census Information:		# Children in Care During Quarter: 15	# Placements During Quarter: 16	# Children in Care On Last Day: 9
CCI Incentive Credits	Avg Performance All CCIs (Points)	Provider Performance (%)*	Possible Points (Weight)	Provider Points Earned
Early EPSDT Medical Visits		29%	2	0.58
Early EPSDT Dental Visits		0%	2	0.00
Permanency Contacts		0%	5	0.00
Additional Academic Supports		0%	2	0.00
Active Agency Accreditation		50%	4	2.00
Staff Clinical Licensure		0%	5	0.00
Behavior Management (threshold = 0)		100%	4	4.00
Incentives Total	7.73		24	6.58
Maximum total combined incentive credit allowed is 10 points.			Incentives Awarded	6.58

*Performance calculation descriptions can be found in the FY 2017 RBWO PBP Measurements and Standards Guide.

Child Protective Services Investigations and Dispositions

The following investigations data, which is not used for scoring but is considered significant to a provider's performance, is from Georgia SHINES and is not considered final or complete until the end of the fiscal year.

Total Reports:	0
Number Screened In:	0
Number Screened Out:	0
Number Substantiated:	0
Number Unsubstantiated:	0
Number Active CPS Investigations:	0



DHS, DFCS, Office of Provider Management
Performance-Based Placement Measures
RBWO Provider GA+SCORECARD - CCI



Report Quarter: Q3 FY2017

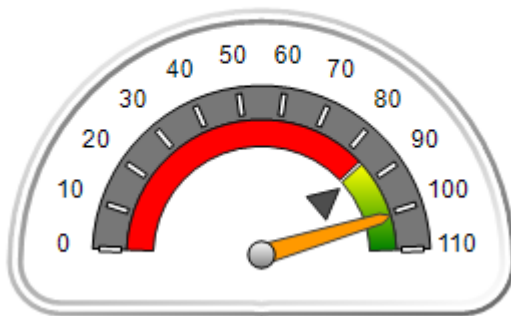
Provider/Program Name: Twin Cedars Youth Services - Reality House (841) - CCI

907 Double Churches Rd., Columbus, GA 31904 Phone: 706-596-9601 Vendor ID# 35621	Quarterly Scores (Grades)		Current Quarter Score (Grade)
	Q1: 104.77 (A+)	Q2: 103.72 (A+)	100.78% (A+)
	Q3: 100.78 (A+)	Q4: (N/A)	
Program Census Information:	# Children in Care During Quarter: 6	# Placements During Quarter: 6	# Children in Care On Last Day: 4

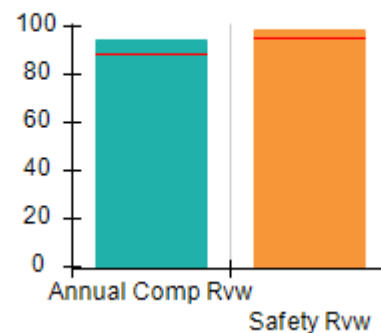
Quarterly Provider Comparisons to All CCIs

▼ — indicates average for all CCIs

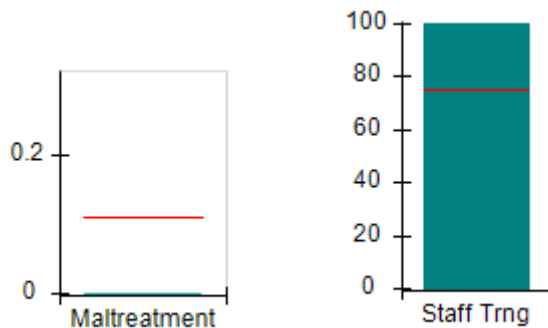
Overall Score (%)



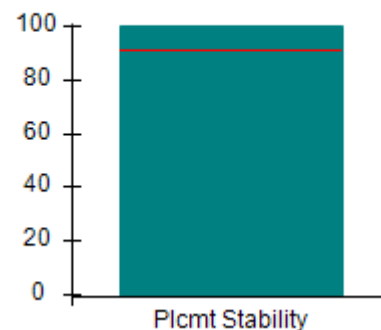
OPM Monitoring Reviews (%)



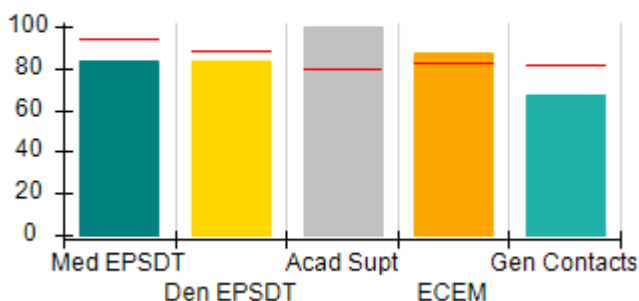
Safety Outcomes (%)



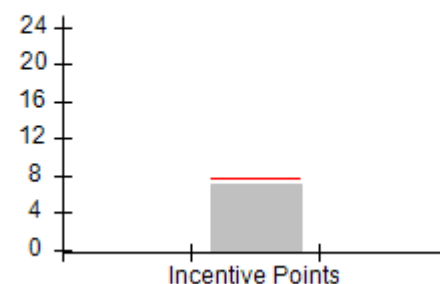
Permanency Outcomes (%)



Well-Being Outcomes (%)



Incentives Earned (Points)





DHS, DFCS, Office of Provider Management
Performance-Based Placement Measures
RBWO Provider GA+SCORECARD - CCI
Report Quarter: Q3 FY2017



Provider/Program Name: Twin Cedars Youth Services - Reality House (841) - CCI				
907 Double Churches Rd., Columbus, GA 31904 Phone: 706-596-9601 Vendor ID# 35621		Quarterly Scores (Grades)		Current Quarter Score (Grade)
		Q1: 104.77 (A+)	Q2: 103.72 (A+)	100.78% (A+)
		Q3: 100.78 (A+)	Q4: (N/A)	
Program Census Information:		# Children in Care During Quarter: 6	# Placements During Quarter: 6	# Children in Care On Last Day: 4
	Avg Performance All CCIs (%)	Provider Performance (%)*	Possible Points (Weight)	Provider Points Earned
OPM Monitoring Reviews				
Annual Comprehensive Reviews	89%	94%	25	23.57
Safety Reviews	95%	99%	15	14.80
Monitoring Sub-Total			40	38.36
CCI Safety Outcomes				
Incidence of Maltreatment	0.11%	No Substantiated Reports	10	10.00
Staff Training	75%	100%	10	10.00
Safety Sub-Total			20	20.00
CCI Permanency Outcomes				
Placement Stability	91%	100%	15	15.00
Permanency Sub-Total			15	15.00
CCI Well-Being Outcomes				
EPSDT Medical Visits	94%	83%	4	3.32
EPSDT Dental Visits	88%	83%	4	3.32
Academic Supports	79%	100%	3	3.00
Provider ECEM Visits	83%	87%	7	6.09
Provider General Contacts	81%	67%	7	4.69
Placements with Siblings	38%	0%	Not Scored	Not Scored
Placements within Legal County	15%	0%	Not Scored	Not Scored
Well-Being Sub-Total			25	20.42
*Performance calculation descriptions can be found in the FY 2017 RBWO PBP Measurements and Standards Guide.				

Monitoring & Outcomes: Possible Points = 100	Points Earned = 93.78
Score Before Incentives Credit	93.78%
Incentives Awarded	7.00 pts
PBP Verification	N/A pts
Total Score	100.78%



DHS, DFCS, Office of Provider Management
Performance-Based Placement Measures
RBWO Provider GA+SCORECARD - CCI
Report Quarter: Q3 FY2017



Provider/Program Name: Twin Cedars Youth Services - Reality House (841) - CCI

Program Census Information:		# Children in Care During Quarter: 6	# Placements During Quarter: 6	# Children in Care On Last Day: 4
CCI Incentive Credits	Avg Performance All CCIs (Points)	Provider Performance (%)*	Possible Points (Weight)	Provider Points Earned
Early EPSDT Medical Visits		0%	2	0.00
Early EPSDT Dental Visits		50%	2	1.00
Permanency Contacts		0%	5	0.00
Additional Academic Supports		0%	2	0.00
Active Agency Accreditation		50%	4	2.00
Staff Clinical Licensure		0%	5	0.00
Behavior Management (threshold = 0)		100%	4	4.00
Incentives Total	7.73		24	7.00
Maximum total combined incentive credit allowed is 10 points.			Incentives Awarded	7.00

*Performance calculation descriptions can be found in the FY 2017 RBWO PBP Measurements and Standards Guide.

Child Protective Services Investigations and Dispositions

The following investigations data, which is not used for scoring but is considered significant to a provider's performance, is from Georgia SHINES and is not considered final or complete until the end of the fiscal year.

Total Reports:	0	
Number Screened In:	0	
Number Screened Out:	0	
Number Substantiated:	0	
Number Unsubstantiated:	0	
Number Active CPS Investigations:	0	



DHS, DFCS, Office of Provider Management
Performance-Based Placement Measures
RBWO Provider GA+SCORECARD - CCI



Report Quarter: Q3 FY2017

Provider/Program Name: Vanessa's Place - (5162) - CCI

655 Post Road Drive, Stone Mountain, GA
30088

Phone: 404-234-8512

Vendor ID# 46470

Quarterly Scores (Grades)

Q1: 92.82 (A-)

Q2: 97.98 (A+)

Q3: 95.17 (A)

Q4: (N/A)

Current Quarter Score (Grade)

95.17%

(A)

Program Census Information:

Children in Care During
Quarter: 6

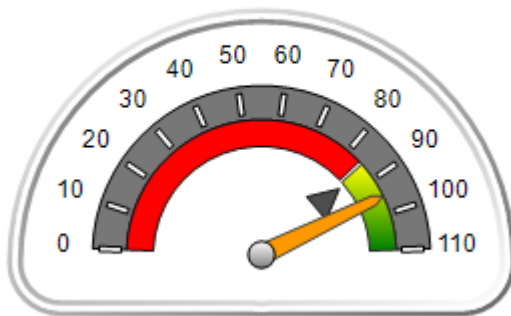
Placements During
Quarter: 6

Children in Care On Last
Day: 5

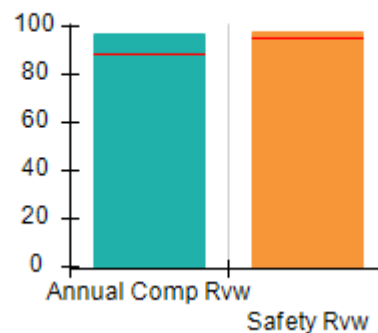
Quarterly Provider Comparisons to All CCIs

▼ — indicates average for all CCIs

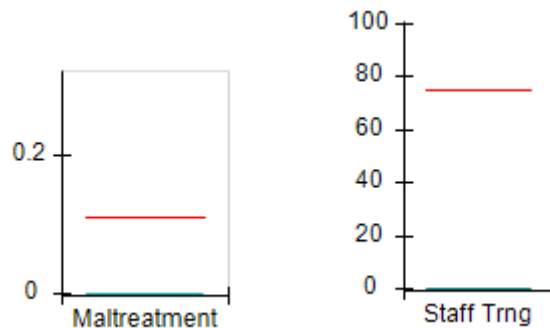
Overall Score (%)



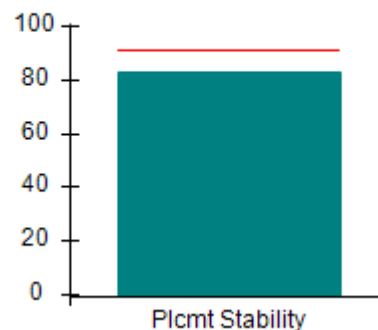
OPM Monitoring Reviews (%)



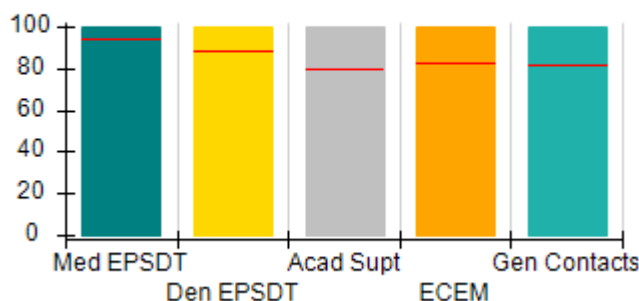
Safety Outcomes (%)



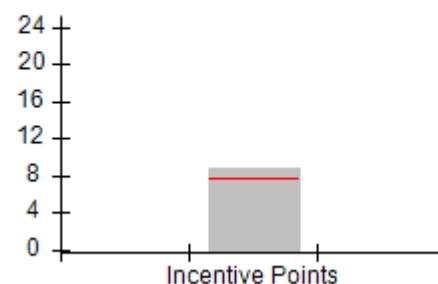
Permanency Outcomes (%)



Well-Being Outcomes (%)



Incentives Earned (Points)





DHS, DFCS, Office of Provider Management
Performance-Based Placement Measures
RBWO Provider GA+SCORECARD - CCI
Report Quarter: Q3 FY2017



Provider/Program Name: Vanessa's Place - (5162) - CCI				
655 Post Road Drive, Stone Mountain, GA 30088 Phone: 404-234-8512 Vendor ID# 46470		Quarterly Scores (Grades)		Current Quarter Score (Grade)
		Q1: 92.82 (A-)	Q2: 97.98 (A+)	95.17% (A)
		Q3: 95.17 (A)	Q4: (N/A)	
Program Census Information:		# Children in Care During Quarter: 6	# Placements During Quarter: 6	# Children in Care On Last Day: 5
	Avg Performance All CCIs (%)	Provider Performance (%)*	Possible Points (Weight)	Provider Points Earned
OPM Monitoring Reviews				
Annual Comprehensive Reviews	89%	97%	25	24.29
Safety Reviews	95%	98%	15	14.71
Monitoring Sub-Total			40	39.00
CCI Safety Outcomes				
Incidence of Maltreatment	0.11%	No Substantiated Reports	10	10.00
Staff Training	75%	0%	10	0.00
Safety Sub-Total			20	10.00
CCI Permanency Outcomes				
Placement Stability	91%	83%	15	12.45
Permanency Sub-Total			15	12.45
CCI Well-Being Outcomes				
EPSDT Medical Visits	94%	100%	4	4.00
EPSDT Dental Visits	88%	100%	4	4.00
Academic Supports	79%	100%	3	3.00
Provider ECEM Visits	83%	100%	7	7.00
Provider General Contacts	81%	100%	7	7.00
Placements with Siblings	38%	0%	Not Scored	Not Scored
Placements within Legal County	15%	0%	Not Scored	Not Scored
Well-Being Sub-Total			25	25.00
*Performance calculation descriptions can be found in the FY 2017 RBWO PBP Measurements and Standards Guide.				

Monitoring & Outcomes: Possible Points = 100		Points Earned = 86.45	
Score Before Incentives Credit		86.45%	
Incentives Awarded		8.72 pts	
PBP Verification		N/A pts	
Total Score		95.17%	



DHS, DFCS, Office of Provider Management
Performance-Based Placement Measures
RBWO Provider GA+SCORECARD - CCI
Report Quarter: Q3 FY2017



Provider/Program Name: Vanessa's Place - (5162) - CCI

Program Census Information:		# Children in Care During Quarter: 6	# Placements During Quarter: 6	# Children in Care On Last Day: 5
CCI Incentive Credits	Avg Performance All CCIs (Points)	Provider Performance (%)*	Possible Points (Weight)	Provider Points Earned
Early EPSDT Medical Visits		Not Eligible	2	
Early EPSDT Dental Visits		100%	2	2.00
Permanency Contacts		None Planned	5	
Additional Academic Supports		36%	2	0.72
Active Agency Accreditation		50%	4	2.00
Staff Clinical Licensure		0%	5	0.00
Behavior Management (threshold = 0)		100%	4	4.00
Incentives Total	7.73		24	8.72
Maximum total combined incentive credit allowed is 10 points.			Incentives Awarded	8.72

*Performance calculation descriptions can be found in the FY 2017 RBWO PBP Measurements and Standards Guide.

Child Protective Services Investigations and Dispositions

The following investigations data, which is not used for scoring but is considered significant to a provider's performance, is from Georgia SHINES and is not considered final or complete until the end of the fiscal year.

Total Reports:	0	
Number Screened In:	0	
Number Screened Out:	0	
Number Substantiated:	0	
Number Unsubstantiated:	0	
Number Active CPS Investigations:	0	



DHS, DFCS, Office of Provider Management
Performance-Based Placement Measures
RBWO Provider GA+SCORECARD - CCI
Report Quarter: Q3 FY2017



Provider/Program Name: Vashti Center, The - (852) - CCI

1815 E. Clay St., Thomasville, GA 31792

Phone: 229-226-4634

Vendor ID# 35629

Quarterly Scores (Grades)

Q1: 102.19 (A+)

Q2: 101.99 (A+)

Q3: 99.49 (A+)

Q4: (N/A)

Current Quarter Score (Grade)

99.49%

(A+)

Program Census Information:

Children in Care During Quarter: 31

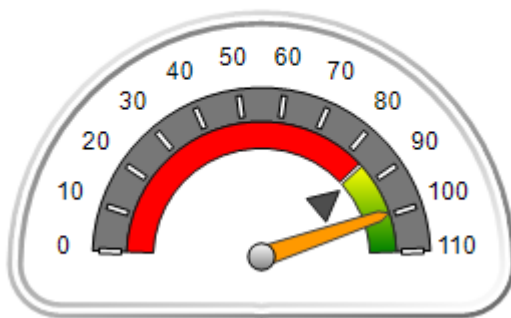
Placements During Quarter: 31

Children in Care On Last Day: 24

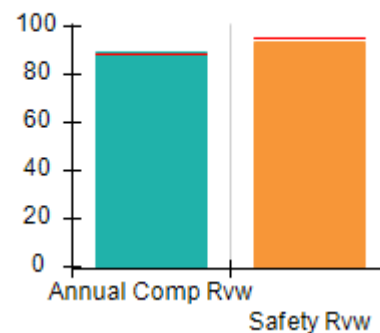
Quarterly Provider Comparisons to All CCIs

▼ — indicates average for all CCIs

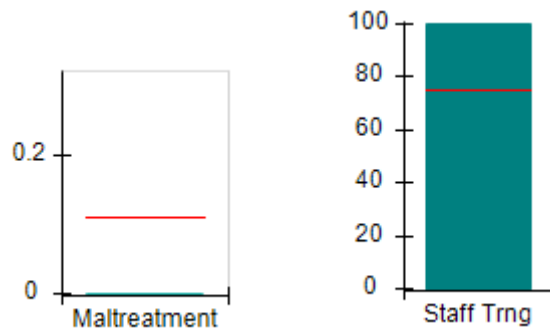
Overall Score (%)



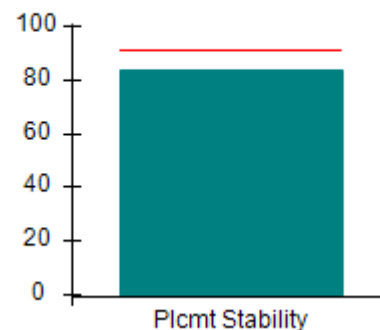
OPM Monitoring Reviews (%)



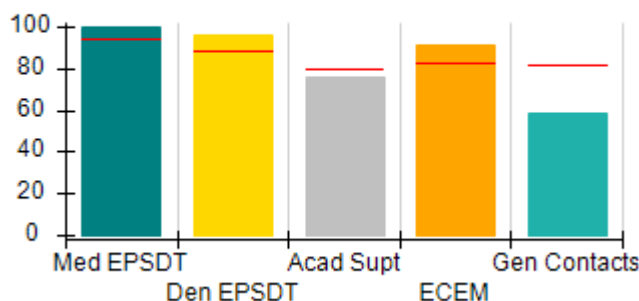
Safety Outcomes (%)



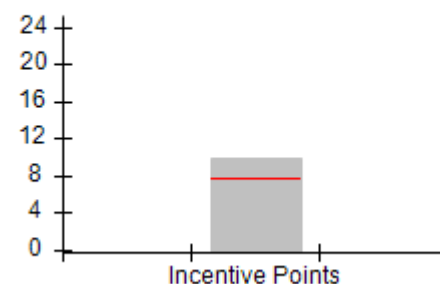
Permanency Outcomes (%)



Well-Being Outcomes (%)



Incentives Earned (Points)





DHS, DFCS, Office of Provider Management
Performance-Based Placement Measures
RBWO Provider GA+SCORECARD - CCI
Report Quarter: Q3 FY2017



Provider/Program Name: Vashti Center, The - (852) - CCI

1815 E. Clay St., Thomasville, GA 31792 Phone: 229-226-4634 Vendor ID# 35629	Quarterly Scores (Grades)		Current Quarter Score (Grade)
	Q1: 102.19 (A+)	Q2: 101.99 (A+)	99.49%
	Q3: 99.49 (A+)	Q4: (N/A)	(A+)

Program Census Information:	# Children in Care During Quarter: 31	# Placements During Quarter: 31	# Children in Care On Last Day: 24
-----------------------------	---------------------------------------	---------------------------------	------------------------------------

	Avg Performance All CCIs (%)	Provider Performance (%)*	Possible Points (Weight)	Provider Points Earned
--	-------------------------------------	----------------------------------	---------------------------------	-------------------------------

OPM Monitoring Reviews

Annual Comprehensive Reviews	89%	89%	25	22.37
Safety Reviews	95%	94%	15	14.06
Monitoring Sub-Total			40	36.43

CCI Safety Outcomes

Incidence of Maltreatment	0.11%	No Substantiated Reports	10	10.00
Staff Training	75%	100%	10	10.00
Safety Sub-Total			20	20.00

CCI Permanency Outcomes

Placement Stability	91%	84%	15	12.60
Permanency Sub-Total			15	12.60

CCI Well-Being Outcomes

EPSDT Medical Visits	94%	100%	4	4.00
EPSDT Dental Visits	88%	96%	4	3.84
Academic Supports	79%	76%	3	2.28
Provider ECEM Visits	83%	91%	7	6.37
Provider General Contacts	81%	59%	7	4.13
Placements with Siblings	38%	0%	Not Scored	Not Scored
Placements within Legal County	15%	0%	Not Scored	Not Scored
Well-Being Sub-Total			25	20.62

*Performance calculation descriptions can be found in the FY 2017 RBWO PBP Measurements and Standards Guide.

Monitoring & Outcomes: Possible Points = 100		Points Earned = 89.65	
Score Before Incentives Credit			89.65%
Incentives Awarded			9.84 pts
PBP Verification			N/A pts
Total Score			99.49%



DHS, DFCS, Office of Provider Management
Performance-Based Placement Measures
RBWO Provider GA+SCORECARD - CCI
Report Quarter: Q3 FY2017



Provider/Program Name: Vashti Center, The - (852) - CCI

Program Census Information:		# Children in Care During Quarter: 31	# Placements During Quarter: 31	# Children in Care On Last Day: 24
CCI Incentive Credits	Avg Performance All CCIs (Points)	Provider Performance (%)*	Possible Points (Weight)	Provider Points Earned
Early EPSDT Medical Visits		100%	2	2.00
Early EPSDT Dental Visits		89%	2	1.78
Permanency Contacts		None Planned	5	
Additional Academic Supports		3%	2	0.06
Active Agency Accreditation		50%	4	2.00
Staff Clinical Licensure		0%	5	0.00
Behavior Management (threshold = 0)		100%	4	4.00
Incentives Total	7.73		24	9.84
Maximum total combined incentive credit allowed is 10 points.			Incentives Awarded	9.84

*Performance calculation descriptions can be found in the FY 2017 RBWO PBP Measurements and Standards Guide.

Child Protective Services Investigations and Dispositions

The following investigations data, which is not used for scoring but is considered significant to a provider's performance, is from Georgia SHINES and is not considered final or complete until the end of the fiscal year.

Total Reports:	0	
Number Screened In:	0	
Number Screened Out:	0	
Number Substantiated:	0	
Number Unsubstantiated:	0	
Number Active CPS Investigations:	0	



DHS, DFCS, Office of Provider Management
Performance-Based Placement Measures
RBWO Provider GA+SCORECARD - CCI



Report Quarter: Q3 FY2017

Provider/Program Name: Visions of Hope for Boys - (978) - CCI

3196 Bonway Drive, Decatur, GA 30032

Phone: 404-290-5828

Vendor ID# 40239

Quarterly Scores (Grades)

Q1: 80.15 (B-)

Q2: 86.93 (B)

Q3: 92.77 (A-)

Q4: (N/A)

Current Quarter Score (Grade)

92.77%

(A-)

Program Census Information:

Children in Care During Quarter: 7

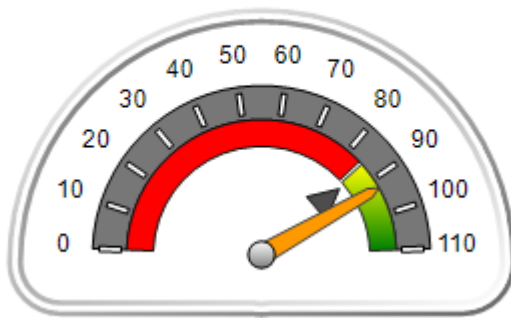
Placements During Quarter: 7

Children in Care On Last Day: 6

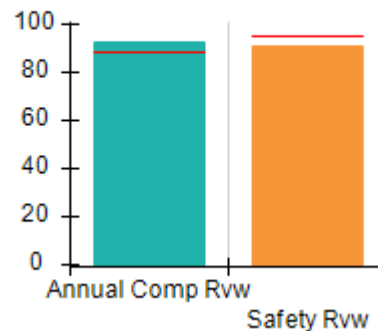
Quarterly Provider Comparisons to All CCIs

▼ indicates average for all CCIs

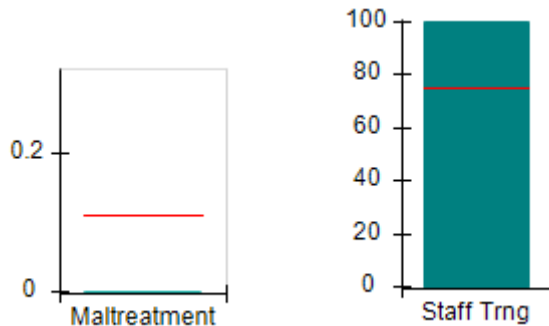
Overall Score (%)



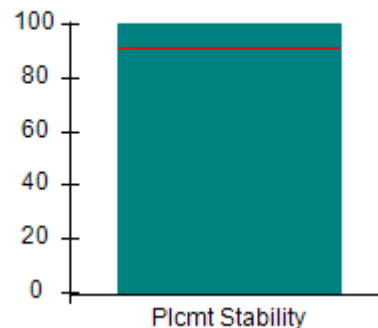
OPM Monitoring Reviews (%)



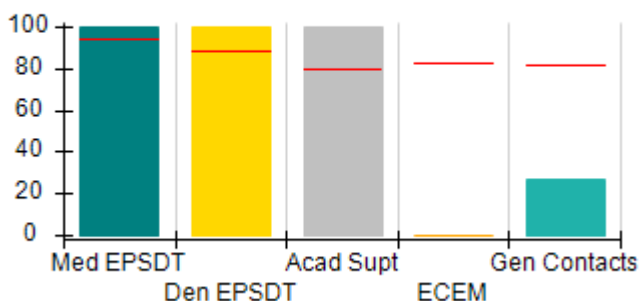
Safety Outcomes (%)



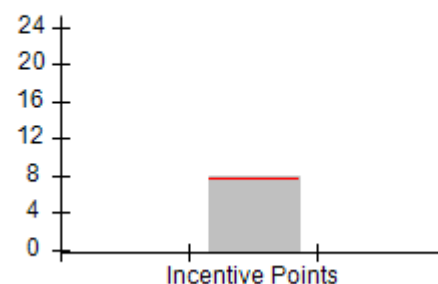
Permanency Outcomes (%)



Well-Being Outcomes (%)



Incentives Earned (Points)





DHS, DFCS, Office of Provider Management
Performance-Based Placement Measures
RBWO Provider GA+SCORECARD - CCI
Report Quarter: Q3 FY2017



Provider/Program Name: Visions of Hope for Boys - (978) - CCI

3196 Bonway Drive, Decatur, GA 30032 Phone: 404-290-5828 Vendor ID# 40239		Quarterly Scores (Grades)		Current Quarter Score (Grade)
		Q1: 80.15 (B-)	Q2: 86.93 (B)	92.77%
		Q3: 92.77 (A-)	Q4: (N/A)	(A-)
Program Census Information:		# Children in Care During Quarter: 7	# Placements During Quarter: 7	# Children in Care On Last Day: 6
	Avg Performance All CCIs (%)	Provider Performance (%)*	Possible Points (Weight)	Provider Points Earned
OPM Monitoring Reviews				
Annual Comprehensive Reviews	89%	93%	25	23.18
Safety Reviews	95%	91%	15	13.70
Monitoring Sub-Total			40	36.88
CCI Safety Outcomes				
Incidence of Maltreatment	0.11%	No Substantiated Reports	10	10.00
Staff Training	75%	100%	10	10.00
Safety Sub-Total			20	20.00
CCI Permanency Outcomes				
Placement Stability	91%	100%	15	15.00
Permanency Sub-Total			15	15.00
CCI Well-Being Outcomes				
EPSDT Medical Visits	94%	100%	4	4.00
EPSDT Dental Visits	88%	100%	4	4.00
Academic Supports	79%	100%	3	3.00
Provider ECEM Visits	83%	0%	7	0.00
Provider General Contacts	81%	27%	7	1.89
Placements with Siblings	38%	100%	Not Scored	Not Scored
Placements within Legal County	15%	75%	Not Scored	Not Scored
Well-Being Sub-Total			25	12.89
*Performance calculation descriptions can be found in the FY 2017 RBWO PBP Measurements and Standards Guide.				

Monitoring & Outcomes: Possible Points = 100		Points Earned = 84.77	
Score Before Incentives Credit			84.77%
Incentives Awarded			8.00 pts
PBP Verification			N/A pts
Total Score			92.77%



DHS, DFCS, Office of Provider Management
Performance-Based Placement Measures
RBWO Provider GA+SCORECARD - CCI
Report Quarter: Q3 FY2017



Provider/Program Name: Visions of Hope for Boys - (978) - CCI

Program Census Information:		# Children in Care During Quarter: 7	# Placements During Quarter: 7	# Children in Care On Last Day: 6
CCI Incentive Credits	Avg Performance All CCIs (Points)	Provider Performance (%)*	Possible Points (Weight)	Provider Points Earned
Early EPSDT Medical Visits		100%	2	2.00
Early EPSDT Dental Visits		100%	2	2.00
Permanency Contacts		0%	5	0.00
Additional Academic Supports		0%	2	0.00
Active Agency Accreditation		0%	4	0.00
Staff Clinical Licensure		0%	5	0.00
Behavior Management (threshold = 0)		100%	4	4.00
Incentives Total	7.73		24	8.00
Maximum total combined incentive credit allowed is 10 points.			Incentives Awarded	8.00

*Performance calculation descriptions can be found in the FY 2017 RBWO PBP Measurements and Standards Guide.

Child Protective Services Investigations and Dispositions

The following investigations data, which is not used for scoring but is considered significant to a provider's performance, is from Georgia SHINES and is not considered final or complete until the end of the fiscal year.

Total Reports:	0	
Number Screened In:	0	
Number Screened Out:	0	
Number Substantiated:	0	
Number Unsubstantiated:	0	
Number Active CPS Investigations:	0	



DHS, DFCS, Office of Provider Management
Performance-Based Placement Measures
RBWO Provider GA+SCORECARD - CCI



Report Quarter: Q3 FY2017

Provider/Program Name: Weekes House, Inc. - Weekes House (5178) - CCI

5430 Rocky Pine Drive, Lithonia, GA 30038

Phone: 678-418-6450

Vendor ID# 124200

Quarterly Scores (Grades)

Q1: 93.46 (A-)

Q2: 89.67 (B+)

Q3: 103.41 (A+)

Q4: (N/A)

Current Quarter Score (Grade)

103.41%

(A+)

Program Census Information:

Children in Care During Quarter: 6

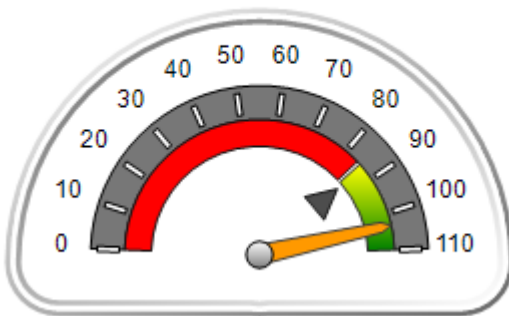
Placements During Quarter: 6

Children in Care On Last Day: 6

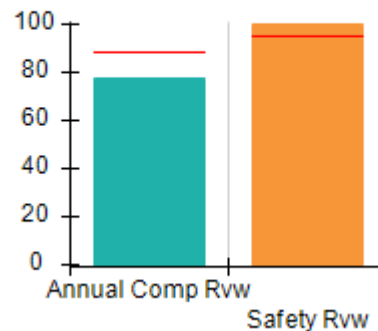
Quarterly Provider Comparisons to All CCIs

▼ indicates average for all CCIs

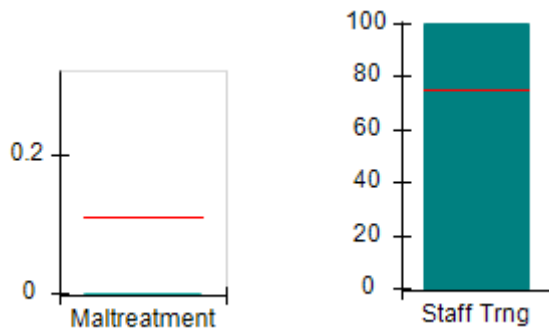
Overall Score (%)



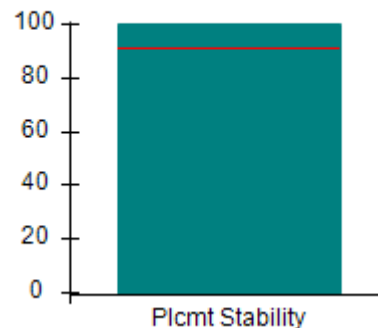
OPM Monitoring Reviews (%)



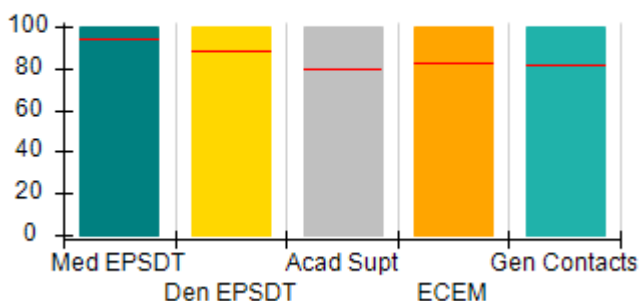
Safety Outcomes (%)



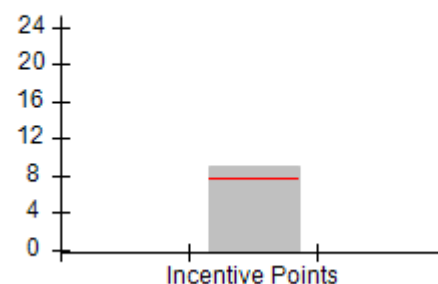
Permanency Outcomes (%)



Well-Being Outcomes (%)



Incentives Earned (Points)





DHS, DFCS, Office of Provider Management
Performance-Based Placement Measures
RBWO Provider GA+SCORECARD - CCI
Report Quarter: Q3 FY2017



Provider/Program Name: Weekes House, Inc. - Weekes House (5178) - CCI

5430 Rocky Pine Drive, Lithonia, GA 30038 Phone: 678-418-6450 Vendor ID# 124200		Quarterly Scores (Grades)		Current Quarter Score (Grade)
		Q1: 93.46 (A-)	Q2: 89.67 (B+)	103.41%
		Q3: 103.41 (A+)	Q4: (N/A)	(A+)
Program Census Information:		# Children in Care During Quarter: 6	# Placements During Quarter: 6	# Children in Care On Last Day: 6
	Avg Performance All CCIs (%)	Provider Performance (%)*	Possible Points (Weight)	Provider Points Earned
OPM Monitoring Reviews				
Annual Comprehensive Reviews	89%	78%	25	19.47
Safety Reviews	95%	100%	15	15.00
Monitoring Sub-Total			40	34.47
CCI Safety Outcomes				
Incidence of Maltreatment	0.11%	No Substantiated Reports	10	10.00
Staff Training	75%	100%	10	10.00
Safety Sub-Total			20	20.00
CCI Permanency Outcomes				
Placement Stability	91%	100%	15	15.00
Permanency Sub-Total			15	15.00
CCI Well-Being Outcomes				
EPSDT Medical Visits	94%	100%	4	4.00
EPSDT Dental Visits	88%	100%	4	4.00
Academic Supports	79%	100%	3	3.00
Provider ECEM Visits	83%	100%	7	7.00
Provider General Contacts	81%	100%	7	7.00
Placements with Siblings	38%	0%	Not Scored	Not Scored
Placements within Legal County	15%	Not Eligible	Not Scored	Not Scored
Well-Being Sub-Total			25	25.00

*Performance calculation descriptions can be found in the FY 2017 RBWO PBP Measurements and Standards Guide.

Monitoring & Outcomes: Possible Points = 100		Points Earned = 94.47	
Score Before Incentives Credit			94.47%
Incentives Awarded			8.94 pts
PBP Verification			N/A pts
Total Score			103.41%



DHS, DFCS, Office of Provider Management
Performance-Based Placement Measures
RBWO Provider GA+SCORECARD - CCI
Report Quarter: Q3 FY2017



Provider/Program Name: Weekes House, Inc. - Weekes House (5178) - CCI

Program Census Information:		# Children in Care During Quarter: 6	# Placements During Quarter: 6	# Children in Care On Last Day: 6
CCI Incentive Credits	Avg Performance All CCIs (Points)	Provider Performance (%)*	Possible Points (Weight)	Provider Points Earned
Early EPSDT Medical Visits		100%	2	2.00
Early EPSDT Dental Visits		75%	2	1.50
Permanency Contacts		None Planned	5	
Additional Academic Supports		72%	2	1.44
Active Agency Accreditation		0%	4	0.00
Staff Clinical Licensure		0%	5	0.00
Behavior Management (threshold = 0)		100%	4	4.00
Incentives Total	7.73		24	8.94
Maximum total combined incentive credit allowed is 10 points.			Incentives Awarded	8.94

*Performance calculation descriptions can be found in the FY 2017 RBWO PBP Measurements and Standards Guide.

Child Protective Services Investigations and Dispositions

The following investigations data, which is not used for scoring but is considered significant to a provider's performance, is from Georgia SHINES and is not considered final or complete until the end of the fiscal year.

Total Reports:	0	
Number Screened In:	0	
Number Screened Out:	0	
Number Substantiated:	0	
Number Unsubstantiated:	0	
Number Active CPS Investigations:	0	



DHS, DFCS, Office of Provider Management
Performance-Based Placement Measures
RBWO Provider GA+SCORECARD - CCI



Report Quarter: Q3 FY2017

Provider/Program Name: Wellspring Living, Inc. - (5168) - CCI

3965 Roosevelt Hwy, Union City, GA 30349

Phone: 678-304-7686

Vendor ID# 119326

Quarterly Scores (Grades)

Q1: 81.54 (B-)

Q2: 71.65 (C-)

Q3: 73.73 (C-)

Q4: (N/A)

Current Quarter Score (Grade)

73.73%

(C-)

Program Census Information:

Children in Care During Quarter: 12

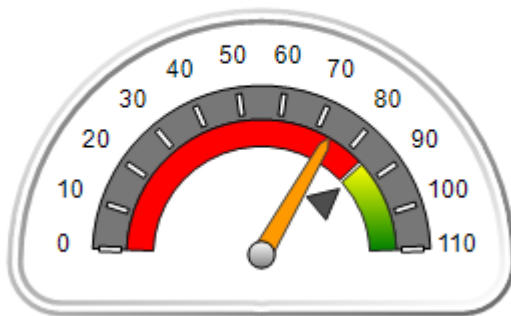
Placements During Quarter: 12

Children in Care On Last Day: 6

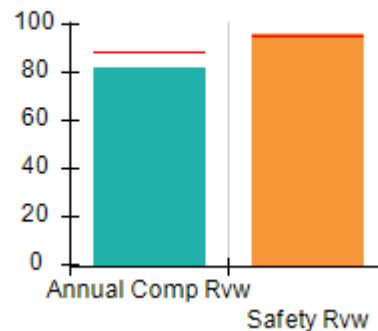
Quarterly Provider Comparisons to All CCIs

▼ indicates average for all CCIs

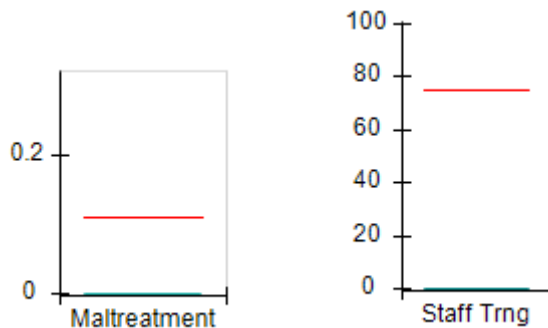
Overall Score (%)



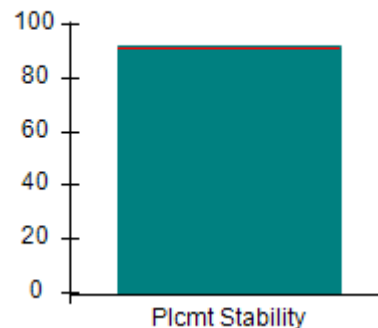
OPM Monitoring Reviews (%)



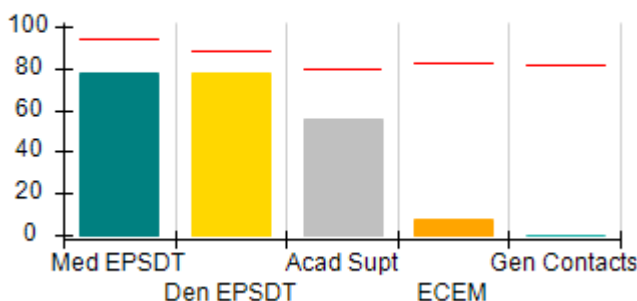
Safety Outcomes (%)



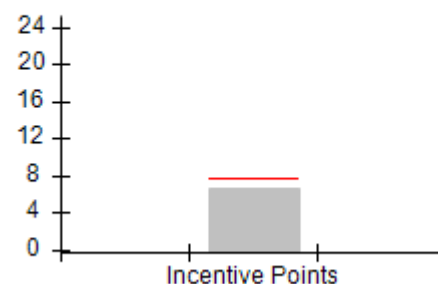
Permanency Outcomes (%)



Well-Being Outcomes (%)



Incentives Earned (Points)





DHS, DFCS, Office of Provider Management
Performance-Based Placement Measures
RBWO Provider GA+SCORECARD - CCI
Report Quarter: Q3 FY2017



Provider/Program Name: Wellspring Living, Inc. - (5168) - CCI

3965 Roosevelt Hwy, Union City, GA 30349 Phone: 678-304-7686 Vendor ID# 119326		Quarterly Scores (Grades)		Current Quarter Score (Grade)
		Q1: 81.54 (B-)	Q2: 71.65 (C-)	73.73%
		Q3: 73.73 (C-)	Q4: (N/A)	(C-)
Program Census Information:		# Children in Care During Quarter: 12	# Placements During Quarter: 12	# Children in Care On Last Day: 6
	Avg Performance All CCIs (%)	Provider Performance (%)*	Possible Points (Weight)	Provider Points Earned
OPM Monitoring Reviews				
Annual Comprehensive Reviews	89%	82%	25	20.38
Safety Reviews	95%	96%	15	14.39
Monitoring Sub-Total			40	34.77
CCI Safety Outcomes				
Incidence of Maltreatment	0.11%	No Substantiated Reports	10	10.00
Staff Training	75%	0%	10	0.00
Safety Sub-Total			20	10.00
CCI Permanency Outcomes				
Placement Stability	91%	92%	15	13.80
Permanency Sub-Total			15	13.80
CCI Well-Being Outcomes				
EPSDT Medical Visits	94%	78%	4	3.12
EPSDT Dental Visits	88%	78%	4	3.12
Academic Supports	79%	56%	3	1.68
Provider ECEM Visits	83%	8%	7	0.56
Provider General Contacts	81%	0%	7	0.00
Placements with Siblings	38%	Not Eligible	Not Scored	Not Scored
Placements within Legal County	15%	14%	Not Scored	Not Scored
Well-Being Sub-Total			25	8.48
*Performance calculation descriptions can be found in the FY 2017 RBWO PBP Measurements and Standards Guide.				

Monitoring & Outcomes: Possible Points = 100		Points Earned = 67.05	
Score Before Incentives Credit			67.05%
Incentives Awarded			6.68 pts
PBP Verification			N/A pts
Total Score			73.73%



DHS, DFCS, Office of Provider Management
Performance-Based Placement Measures
RBWO Provider GA+SCORECARD - CCI
Report Quarter: Q3 FY2017



Provider/Program Name: Wellspring Living, Inc. - (5168) - CCI

Program Census Information:		# Children in Care During Quarter: 12	# Placements During Quarter: 12	# Children in Care On Last Day: 6
CCI Incentive Credits	Avg Performance All CCIs (Points)	Provider Performance (%)*	Possible Points (Weight)	Provider Points Earned
Early EPSDT Medical Visits		67%	2	1.34
Early EPSDT Dental Visits		67%	2	1.34
Permanency Contacts		0%	5	0.00
Additional Academic Supports		0%	2	0.00
Active Agency Accreditation		0%	4	0.00
Staff Clinical Licensure		0%	5	0.00
Behavior Management (threshold = 0)		100%	4	4.00
Incentives Total	7.73		24	6.68
Maximum total combined incentive credit allowed is 10 points.			Incentives Awarded	6.68

*Performance calculation descriptions can be found in the FY 2017 RBWO PBP Measurements and Standards Guide.

Child Protective Services Investigations and Dispositions

The following investigations data, which is not used for scoring but is considered significant to a provider's performance, is from Georgia SHINES and is not considered final or complete until the end of the fiscal year.

Total Reports:	1	
Number Screened In:	0	
Number Screened Out:	1	
Number Substantiated:	0	
Number Unsubstantiated:	0	
Number Active CPS Investigations:	0	



DHS, DFCS, Office of Provider Management
Performance-Based Placement Measures
RBWO Provider GA+SCORECARD - CCI



Report Quarter: Q3 FY2017

Provider/Program Name: Young Adult Guidance Center, The - (860) - CCI

1230 Hightower Road, Atlanta, GA 30318

Phone: 404-792-7616

Vendor ID# 35597

Quarterly Scores (Grades)

Q1: 80.08 (B-)

Q2: 81.94 (B-)

Q3: 75.99 (C)

Q4: (N/A)

Current Quarter Score (Grade)

75.99%

(C)

Program Census Information:

Children in Care During Quarter: 17

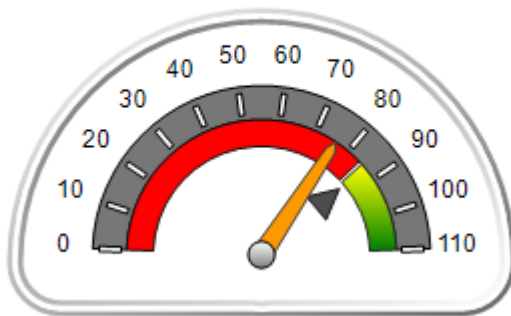
Placements During Quarter: 17

Children in Care On Last Day: 9

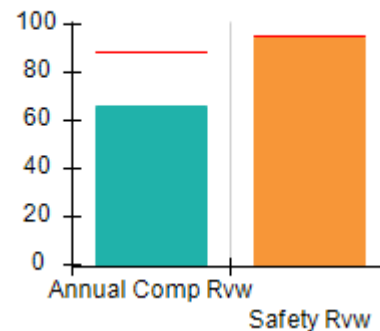
Quarterly Provider Comparisons to All CCIs

▼ indicates average for all CCIs

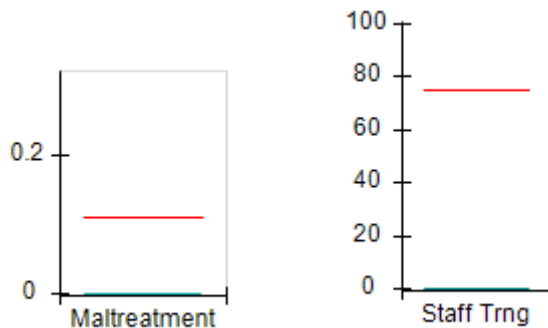
Overall Score (%)



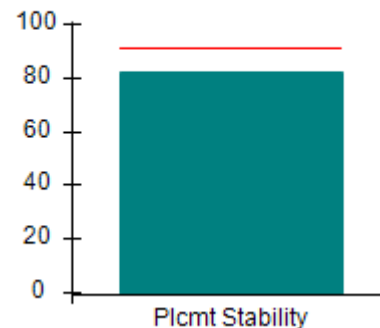
OPM Monitoring Reviews (%)



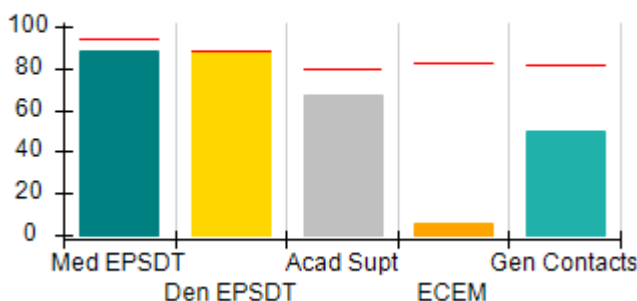
Safety Outcomes (%)



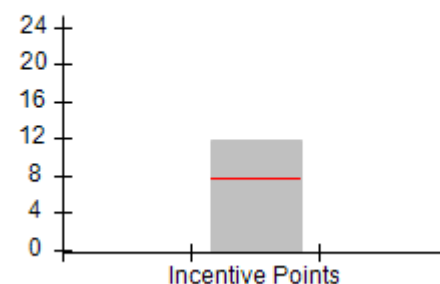
Permanency Outcomes (%)



Well-Being Outcomes (%)



Incentives Earned (Points)





DHS, DFCS, Office of Provider Management
Performance-Based Placement Measures
RBWO Provider GA+SCORECARD - CCI
Report Quarter: Q3 FY2017



Provider/Program Name: Young Adult Guidance Center, The - (860) - CCI				
1230 Hightower Road, Atlanta, GA 30318		Quarterly Scores (Grades)		Current Quarter Score (Grade)
Phone: 404-792-7616		Q1: 80.08 (B-)	Q2: 81.94 (B-)	75.99%
Vendor ID# 35597		Q3: 75.99 (C)	Q4: (N/A)	(C)
Program Census Information:		# Children in Care During Quarter: 17	# Placements During Quarter: 17	# Children in Care On Last Day: 9
	Avg Performance All CCIs (%)	Provider Performance (%)*	Possible Points (Weight)	Provider Points Earned
OPM Monitoring Reviews				
Annual Comprehensive Reviews	89%	66%	25	16.51
Safety Reviews	95%	95%	15	14.22
Monitoring Sub-Total			40	30.72
CCI Safety Outcomes				
Incidence of Maltreatment	0.11%	No Substantiated Reports	10	10.00
Staff Training	75%	0%	10	0.00
Safety Sub-Total			20	10.00
CCI Permanency Outcomes				
Placement Stability	91%	82%	15	12.30
Permanency Sub-Total			15	12.30
CCI Well-Being Outcomes				
EPSDT Medical Visits	94%	88%	4	3.52
EPSDT Dental Visits	88%	88%	4	3.52
Academic Supports	79%	67%	3	2.01
Provider ECEM Visits	83%	6%	7	0.42
Provider General Contacts	81%	50%	7	3.50
Placements with Siblings	38%	0%	Not Scored	Not Scored
Placements within Legal County	15%	40%	Not Scored	Not Scored
Well-Being Sub-Total			25	12.97
*Performance calculation descriptions can be found in the FY 2017 RBWO PBP Measurements and Standards Guide.				

Monitoring & Outcomes: Possible Points = 100		Points Earned = 65.99	
Score Before Incentives Credit			65.99%
Incentives Awarded			10.00 pts
PBP Verification			N/A pts
Total Score			75.99%



DHS, DFCS, Office of Provider Management
Performance-Based Placement Measures
RBWO Provider GA+SCORECARD - CCI
Report Quarter: Q3 FY2017



Provider/Program Name: Young Adult Guidance Center, The - (860) - CCI

Program Census Information:		# Children in Care During Quarter: 17	# Placements During Quarter: 17	# Children in Care On Last Day: 9
CCI Incentive Credits	Avg Performance All CCIs (Points)	Provider Performance (%)*	Possible Points (Weight)	Provider Points Earned
Early EPSDT Medical Visits		75%	2	1.50
Early EPSDT Dental Visits		80%	2	1.60
Permanency Contacts		0%	5	0.00
Additional Academic Supports		41%	2	0.82
Active Agency Accreditation		100%	4	4.00
Staff Clinical Licensure		0%	5	0.00
Behavior Management (threshold = 0)		100%	4	4.00
Incentives Total	7.73		24	11.92
Maximum total combined incentive credit allowed is 10 points.			Incentives Awarded	10.00

*Performance calculation descriptions can be found in the FY 2017 RBWO PBP Measurements and Standards Guide.

Child Protective Services Investigations and Dispositions

The following investigations data, which is not used for scoring but is considered significant to a provider's performance, is from Georgia SHINES and is not considered final or complete until the end of the fiscal year.

Total Reports:	0	
Number Screened In:	0	
Number Screened Out:	0	
Number Substantiated:	0	
Number Unsubstantiated:	0	
Number Active CPS Investigations:	0	



DHS, DFCS, Office of Provider Management
Performance-Based Placement Measures
RBWO Provider GA+SCORECARD - CCI



Report Quarter: Q3 FY2017

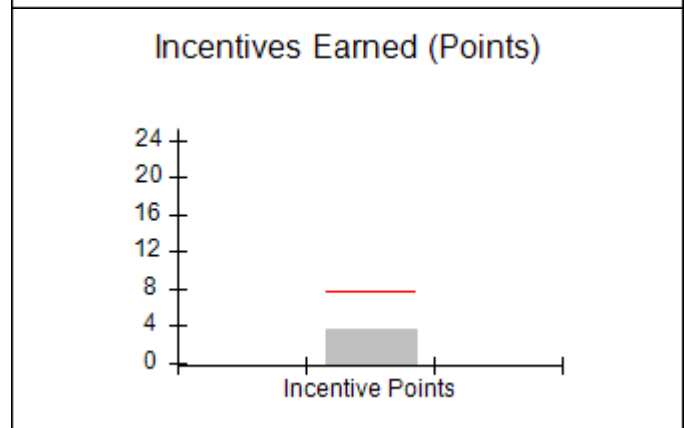
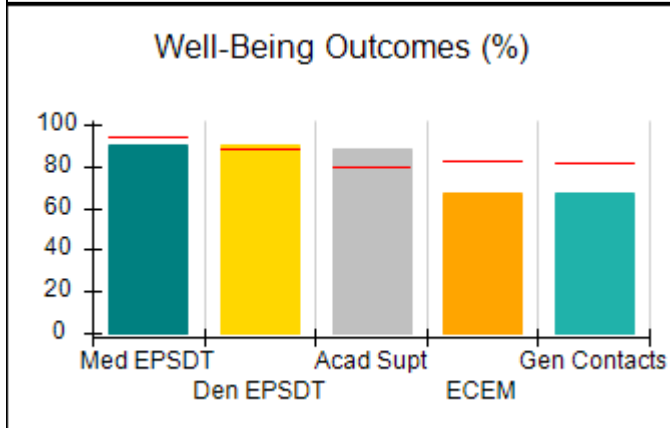
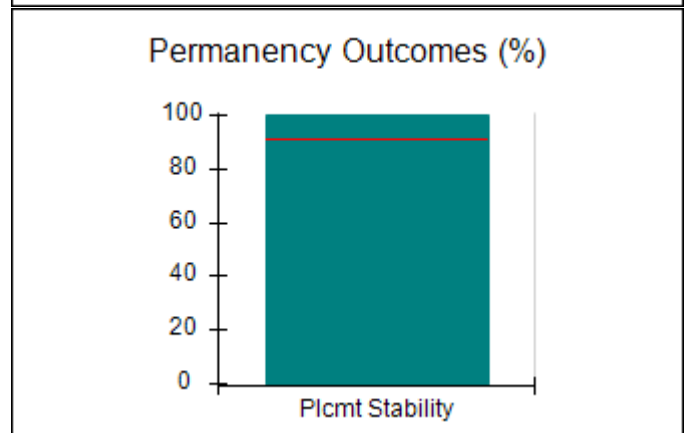
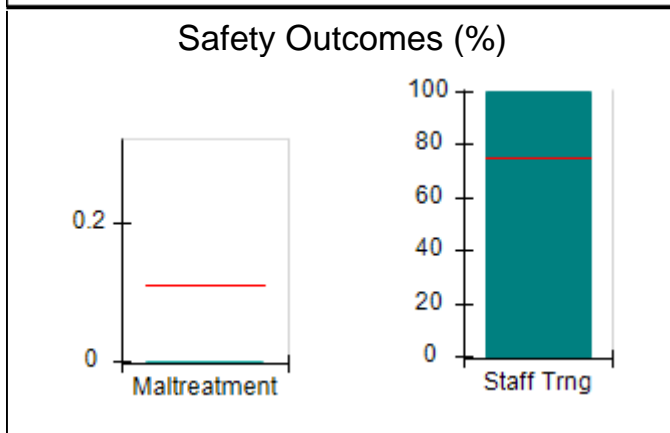
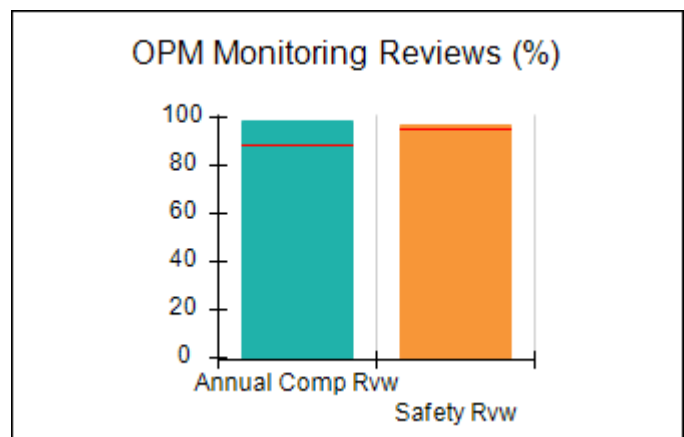
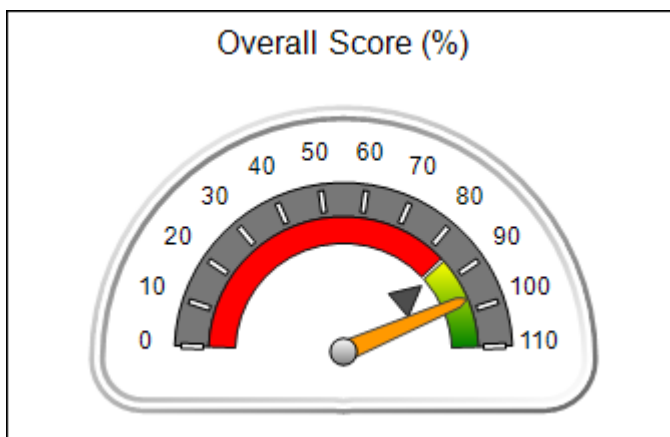
Provider/Program Name: Youth Villages (Inner Harbour Campus) - Douglas Center: Girls (624) - CCI

4885 Dorsett Shoals Rd., Douglasville, GA 30135 Phone: 770-852-6300 Vendor ID# 35428	Quarterly Scores (Grades)		Current Quarter Score (Grade)
	Q1: 97.68 (A+)	Q2: 99.38 (A+)	96.82%
	Q3: 96.82 (A)	Q4: (N/A)	(A)

Program Census Information:	# Children in Care During Quarter: 13	# Placements During Quarter: 13	# Children in Care On Last Day: 9
-----------------------------	---------------------------------------	---------------------------------	-----------------------------------

Quarterly Provider Comparisons to All CCIs

▼ — indicates average for all CCIs





DHS, DFCS, Office of Provider Management
Performance-Based Placement Measures
RBWO Provider GA+SCORECARD - CCI



Report Quarter: Q3 FY2017

Provider/Program Name: Youth Villages (Inner Harbour Campus) - Douglas Center: Girls (624) - CCI

4885 Dorsett Shoals Rd., Douglasville, GA 30135 Phone: 770-852-6300 Vendor ID# 35428	Quarterly Scores (Grades)		Current Quarter Score (Grade)
	Q1: 97.68 (A+)	Q2: 99.38 (A+)	96.82%
	Q3: 96.82 (A)	Q4: (N/A)	(A)

Program Census Information:	# Children in Care During Quarter: 13	# Placements During Quarter: 13	# Children in Care On Last Day: 9
------------------------------------	--	--	--

	Avg Performance All CCIs (%)	Provider Performance (%)*	Possible Points (Weight)	Provider Points Earned
--	-------------------------------------	----------------------------------	---------------------------------	-------------------------------

OPM Monitoring Reviews

Annual Comprehensive Reviews	89%	98%	25	24.58
Safety Reviews	95%	97%	15	14.52
Monitoring Sub-Total			40	39.10

CCI Safety Outcomes

Incidence of Maltreatment	0.11%	No Substantiated Reports	10	10.00
Staff Training	75%	100%	10	10.00
Safety Sub-Total			20	20.00

CCI Permanency Outcomes

Placement Stability	91%	100%	15	15.00
Permanency Sub-Total			15	15.00

CCI Well-Being Outcomes

EPSDT Medical Visits	94%	90%	4	3.60
EPSDT Dental Visits	88%	90%	4	3.60
Academic Supports	79%	88%	3	2.64
Provider ECEM Visits	83%	67%	7	4.69
Provider General Contacts	81%	67%	7	4.69
Placements with Siblings	38%	Not Eligible	Not Scored	Not Scored
Placements within Legal County	15%	0%	Not Scored	Not Scored
Well-Being Sub-Total			25	19.22

*Performance calculation descriptions can be found in the FY 2017 RBWO PBP Measurements and Standards Guide.

Monitoring & Outcomes: Possible Points = 100		Points Earned = 93.32	
Score Before Incentives Credit		93.32%	
Incentives Awarded		3.50 pts	
PBP Verification		N/A pts	
Total Score		96.82%	



DHS, DFCS, Office of Provider Management
Performance-Based Placement Measures
RBWO Provider GA+SCORECARD - CCI



Report Quarter: Q3 FY2017

Provider/Program Name: Youth Villages (Inner Harbour Campus) - Douglas Center: Girls (624) - CCI

Program Census Information:		# Children in Care During Quarter: 13	# Placements During Quarter: 13	# Children in Care On Last Day: 9
CCI Incentive Credits	Avg Performance All CCIs (Points)	Provider Performance (%)*	Possible Points (Weight)	Provider Points Earned
Early EPSDT Medical Visits		75%	2	1.50
Early EPSDT Dental Visits		0%	2	0.00
Permanency Contacts		None Planned	5	
Additional Academic Supports		0%	2	0.00
Active Agency Accreditation		50%	4	2.00
Staff Clinical Licensure		0%	5	0.00
Behavior Management (threshold = 0)		0%	4	0.00
Incentives Total	7.73		24	3.50
Maximum total combined incentive credit allowed is 10 points.			Incentives Awarded	3.50

*Performance calculation descriptions can be found in the FY 2017 RBWO PBP Measurements and Standards Guide.

Child Protective Services Investigations and Dispositions

The following investigations data, which is not used for scoring but is considered significant to a provider's performance, is from Georgia SHINES and is not considered final or complete until the end of the fiscal year.

Total Reports:	1
Number Screened In:	0
Number Screened Out:	1
Number Substantiated:	0
Number Unsubstantiated:	0
Number Active CPS Investigations:	0



DHS, DFCS, Office of Provider Management
Performance-Based Placement Measures
RBWO Provider GA+SCORECARD - CCI



Report Quarter: Q3 FY2017

Provider/Program Name: Youth Villages (Inner Harbour Campus) - Douglasville: The Ranch Boys (711) - CCI

5261 Dorsett Shoals Rd., Douglasville, GA 30135

Phone: 770-852-6300

Vendor ID# 117421

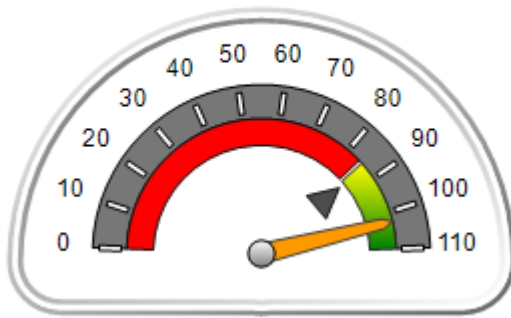
Quarterly Scores (Grades)		Current Quarter Score (Grade)
Q1: 83.18 (B-)	Q2: 89.99 (B+)	102.66% (A+)
Q3: 102.66 (A+)	Q4: (N/A)	

Program Census Information:	# Children in Care During Quarter: 3	# Placements During Quarter: 3	# Children in Care On Last Day: 2
-----------------------------	--------------------------------------	--------------------------------	-----------------------------------

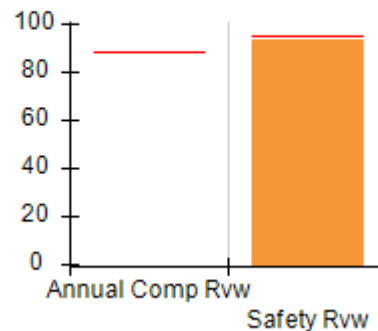
Quarterly Provider Comparisons to All CCIs

▼ — indicates average for all CCIs

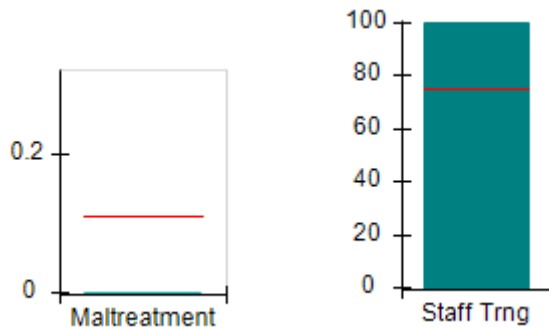
Overall Score (%)



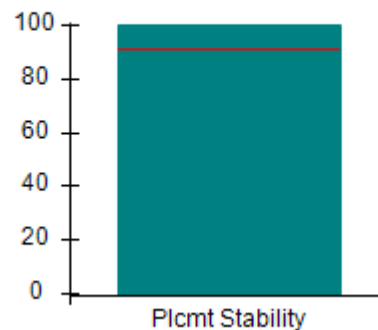
OPM Monitoring Reviews (%)



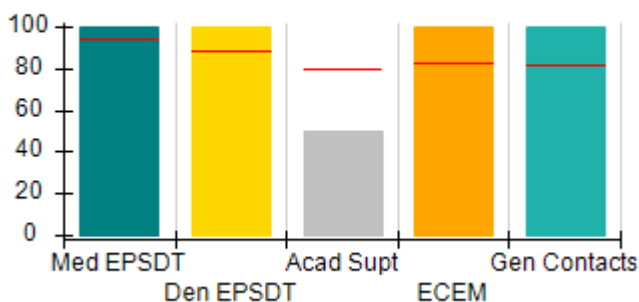
Safety Outcomes (%)



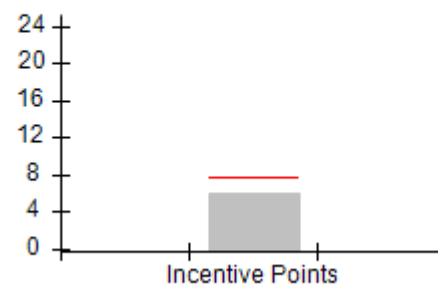
Permanency Outcomes (%)



Well-Being Outcomes (%)



Incentives Earned (Points)





DHS, DFCS, Office of Provider Management
Performance-Based Placement Measures
RBWO Provider GA+SCORECARD - CCI



Report Quarter: Q3 FY2017

Provider/Program Name: Youth Villages (Inner Harbour Campus) - Douglasville: The Ranch Boys (711) - CCI				
5261 Dorsett Shoals Rd., Douglasville, GA 30135		Quarterly Scores (Grades)		Current Quarter Score (Grade)
Phone: 770-852-6300		Q1: 83.18 (B-)	Q2: 89.99 (B+)	102.66% (A+)
Vendor ID# 117421		Q3: 102.66 (A+)	Q4: (N/A)	
Program Census Information:		# Children in Care During Quarter: 3	# Placements During Quarter: 3	# Children in Care On Last Day: 2
	Avg Performance All CCIs (%)	Provider Performance (%)*	Possible Points (Weight)	Provider Points Earned
OPM Monitoring Reviews				
Annual Comprehensive Reviews	89%	Not Yet Conducted		
Safety Reviews	95%	93%	15	13.99
Monitoring Sub-Total			15	13.99
CCI Safety Outcomes				
Incidence of Maltreatment	0.11%	No Substantiated Reports	10	10.00
Staff Training	75%	100%	10	10.00
Safety Sub-Total			20	20.00
CCI Permanency Outcomes				
Placement Stability	91%	100%	15	15.00
Permanency Sub-Total			15	15.00
CCI Well-Being Outcomes				
EPSDT Medical Visits	94%	100%	4	4.00
EPSDT Dental Visits	88%	100%	4	4.00
Academic Supports	79%	50%	3	1.50
Provider ECEM Visits	83%	100%	7	7.00
Provider General Contacts	81%	100%	7	7.00
Placements with Siblings	38%	29%	Not Scored	Not Scored
Placements within Legal County	15%	0%	Not Scored	Not Scored
Well-Being Sub-Total			25	23.50
*Performance calculation descriptions can be found in the FY 2017 RBWO PBP Measurements and Standards Guide.				

Monitoring & Outcomes: Possible Points = 75	Points Earned = 72.49
Score Before Incentives Credit	96.66%
Incentives Awarded	6.00 pts
PBP Verification	N/A pts
Total Score	102.66%



DHS, DFCS, Office of Provider Management
Performance-Based Placement Measures
RBWO Provider GA+SCORECARD - CCI



Report Quarter: Q3 FY2017

Provider/Program Name: Youth Villages (Inner Harbour Campus) - Douglasville: The Ranch Boys (711) - CCI

Program Census Information:		# Children in Care During Quarter: 3	# Placements During Quarter: 3	# Children in Care On Last Day: 2
CCI Incentive Credits	Avg Performance All CCIs (Points)	Provider Performance (%)*	Possible Points (Weight)	Provider Points Earned
Early EPSDT Medical Visits		100%	2	2.00
Early EPSDT Dental Visits		100%	2	2.00
Permanency Contacts		None Planned	5	
Additional Academic Supports		0%	2	0.00
Active Agency Accreditation		50%	4	2.00
Staff Clinical Licensure		0%	5	0.00
Behavior Management (threshold = 0)		0%	4	0.00
Incentives Total	7.73		24	6.00
Maximum total combined incentive credit allowed is 10 points.			Incentives Awarded	6.00

*Performance calculation descriptions can be found in the FY 2017 RBWO PBP Measurements and Standards Guide.

Child Protective Services Investigations and Dispositions

The following investigations data, which is not used for scoring but is considered significant to a provider's performance, is from Georgia SHINES and is not considered final or complete until the end of the fiscal year.

Total Reports:	0
Number Screened In:	0
Number Screened Out:	0
Number Substantiated:	0
Number Unsubstantiated:	0
Number Active CPS Investigations:	0