



**RBWO Provider GA+SCORECARD - ILP**  
**Performance-Based Placement Measures**

**FY 2017 Qtr 3**

Office of Provider Management,  
Georgia Department of Human Services

Care Solutions, Inc.





# Performance-Based Placement Measures

## RBWO Provider GA+SCORECARD - ILP/TLP

Report Quarter: Q3 FY2017

Provider/Program Name: A Change Generation - (5202) - CCI

100 Walden Brook Drive, Lithonia, GA 30038

Phone: 470-282-3187

Vendor ID# 132165

## Quarterly Scores (Grades)

Q1: 89.96 (B+)

Q2: 76.28 (C)

Q3: 79.50 (C+)

Q4: N/A

## Current Quarter Score (Grade)

79.50%

(C+)

Program Census Information:

# Children in Care During Quarter: 11

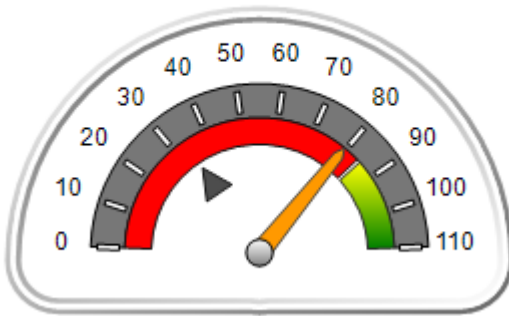
# Placements During Quarter: 11

# Children in Care On Last Day: 8

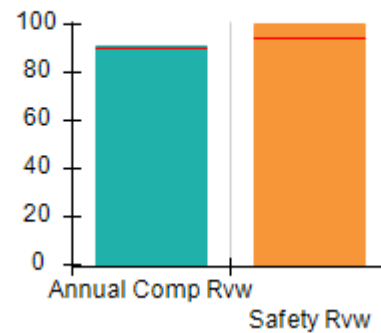
## Quarterly Provider Comparisons to All ILP/TLPs

indicates average for all ILP/TLPs

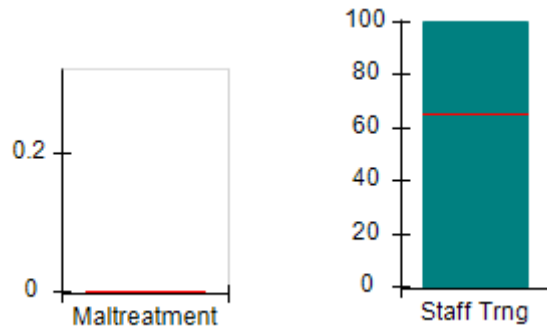
## Overall Score (%)



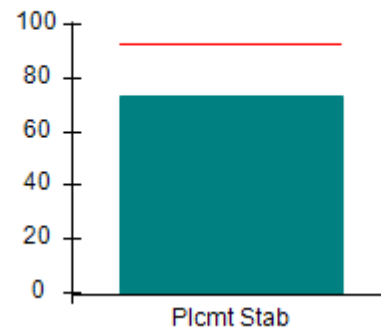
## OPM Monitoring Reviews (%)



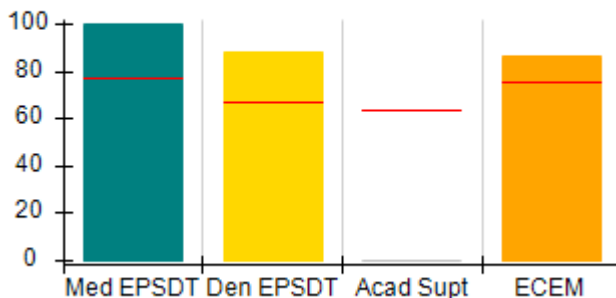
## Safety Outcomes (%)



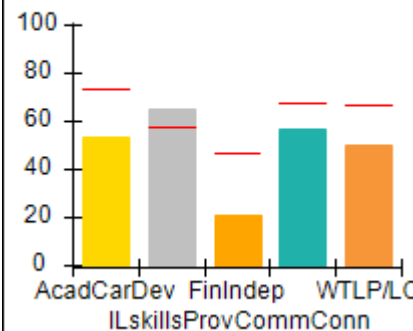
## Permanency Outcomes (%)



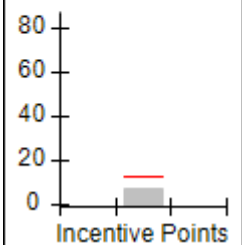
## Well-Being Outcomes (%)



## ILP/TLP Outcomes (%)



## Incentives Earned (Points)





# Performance-Based Placement Measures

## RBWO Provider GA+SCORECARD - ILP/TLP

Report Quarter: Q3 FY2017

**Provider/Program Name: A Change Generation - (5202) - CCI**

100 Walden Brook Drive, Lithonia, GA 30038

Phone: 470-282-3187

Vendor ID# 132165

**Quarterly Scores (Grades)****Current Quarter Score (Grade)**

Q1: 89.96 (B+)

Q2: 76.28 (C)

**79.50%**

Q3: 79.50 (C+)

Q4: N/A

**(C+)**

Program Census Information:

# Children in Care During Quarter: 11

# Placements During Quarter: 11

# Children in Care On Last Day: 8

Avg  
Performance All  
ILP/TLPs (%)Provider  
Performance (%)\*Possible Points  
(Weight)Provider Points  
Earned**OPM Monitoring Reviews**

Annual Comprehensive Reviews	90%	91%	15	13.64
Safety Reviews	94%	100%	5	5.00
<b>Monitoring Sub-Total</b>			<b>20</b>	<b>18.64</b>

**ILP/TLP Safety Outcomes**

Incidence of Maltreatment	0.00%	No Substantiated Reports	3	3.00
Staff Training	65%	100%	10	10.00
<b>Safety Sub-Total</b>			<b>13</b>	<b>13.00</b>

**ILP/TLP Permanency Outcomes**

Placement Stability	93%	73%	3	2.19
<b>Permanency Sub-Total</b>			<b>3</b>	<b>2.19</b>

**ILP/TLP Well-Being Outcomes**

EPSDT Medical Visits	77%	100%	4	4.00
EPSDT Dental Visits	67%	88%	4	3.52
Academic Supports	64%	0%	2	0.00
Provider ECEM Visits	76%	86%	4	3.44
Placements with Siblings	No Data	Not Eligible	Not Scored	Not Scored
Placements within Legal County	32%	0%	Not Scored	Not Scored
<b>Well-Being Sub-Total</b>			<b>14</b>	<b>11.82</b>

**ILP/TLP Specialty Outcomes**

Academic/Career Development	73%	53%	10	5.30
Ind Living Skills Provision	58%	65%	15	9.75
Financial Independence	47%	21%	5	1.05
Community Connections	68%	57%	5	2.85
WTLP/Life Coach	66%	50%	15	7.50
<b>Specialty Sub-Total</b>			<b>50</b>	<b>26.45</b>

\*Performance calculation descriptions can be found in the FY 2017 RBWO PBP Measurements and Standards Guide.

**Monitoring & Outcomes: Possible Points = 100****Points Earned = 72.10**

**Performance-Based Placement Measures**  
**RBWO Provider GA+SCORECARD - ILP/TLP**

Report Quarter: Q3 FY2017

<b>Score Before Incentives Credit</b>	<b>72.10%</b>
<b>Incentives Awarded</b>	<b>07.40 pts</b>
<b>PBP Verification</b>	<b>N/A pts</b>
<b>Total Score</b>	<b>79.50%</b>

Provider/Program Name: A Change Generation - (5202) - CCI				
Program Census Information:		# Children in Care During Quarter: 11	# Placements During Quarter: 11	# Children in Care On Last Day: 8
ILP/TLP Incentive Credits	Avg Performance All ILP/TLPs (Points)	Provider Performance (%)*	Possible Points (Weight)	Provider Points Earned
No DJJ or DOC Involvement		65%	5	3.25
Extended Foster Care Services		50%	5	2.50
Positive Permanency Connections		0%	5	0.00
High School Graduation/College Participation/Professional Certification		0%	20	0.00
Part-Time Employment with Medical Benefits		0%	20	0.00
Living Arrangements at Discharge		0%	20	0.00
Additional Academic Supports		0%	2	0.00
Additional IL Skills Provision		33%	5	1.65
Active Agency Accreditation		0%	4	0.00
Staff Clinical Licensure		0%	5	0.00
<b>Incentives Total</b>	<b>12.99</b>		<b>91</b>	<b>7.40</b>
*Performance calculation descriptions can be found in the FY 2017 RBWO PBP Measurements and Standards Guide.				

Child Protective Services Investigations and Dispositions		
The following investigations data, which is not used for scoring but is considered significant to a provider's performance, is from Georgia SHINES and is not considered final or complete until the end of the fiscal year.		
Total Reports:	0	
Number Screened In:	0	
Number Screened Out:	0	
Number Substantiated:	0	
Number Unsubstantiated:	0	
Number Active CPS Investigations:	0	



# Performance-Based Placement Measures RBWO Provider GA+SCORECARD - ILP/TLP

Report Quarter: Q3 FY2017

**Provider/Program Name: Beth-Ester Ministries - Restoration House ILP (5170) - CCI**

163 Hasting St., Newnan, GA 30263

Phone: 678-423-4193

Vendor ID# 115537

## Quarterly Scores (Grades)

Q1: 45.21 (F)

Q2: 60.15 (D-)

Q3: 58.13 (F)

Q4: N/A

## Current Quarter Score (Grade)

**58.13%**

**(F)**

Program Census Information:

# Children in Care During  
Quarter: 1

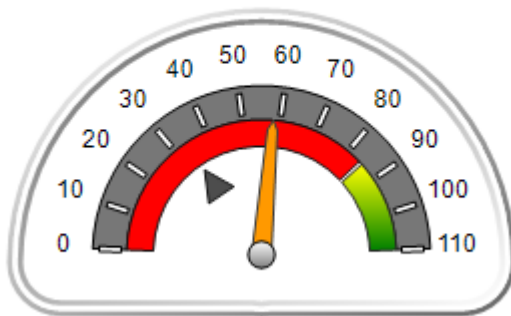
# Placements During  
Quarter: 1

# Children in Care On Last  
Day: 1

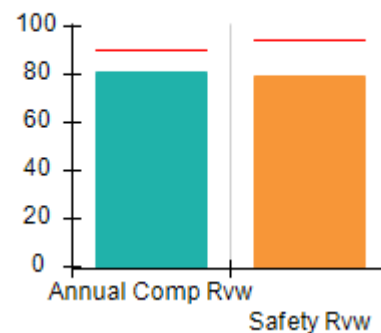
## Quarterly Provider Comparisons to All ILP/TLPs

▼ indicates average for all ILP/TLPs

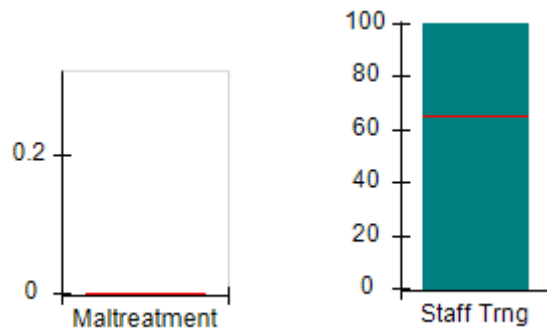
### Overall Score (%)



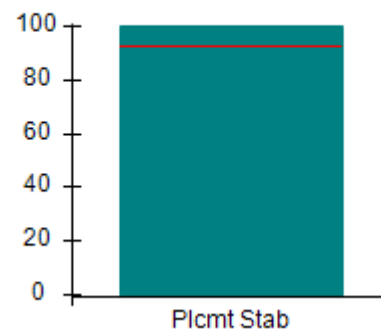
### OPM Monitoring Reviews (%)



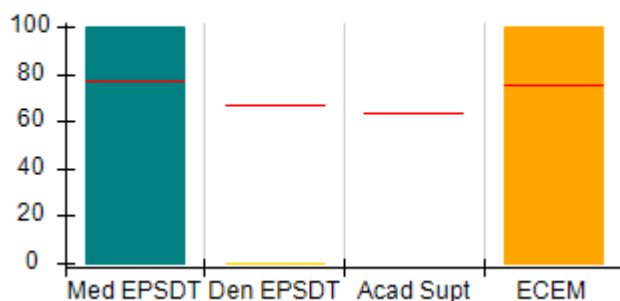
### Safety Outcomes (%)



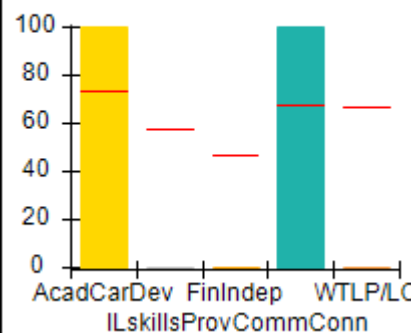
### Permanency Outcomes (%)



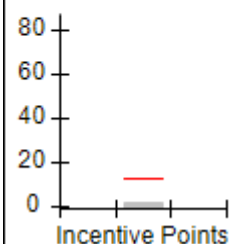
### Well-Being Outcomes (%)



### ILP/TLP Outcomes (%)



### Incentives Earned (Points)





# Performance-Based Placement Measures

## RBWO Provider GA+SCORECARD - ILP/TLP

Report Quarter: Q3 FY2017

Provider/Program Name: Beth-Ester Ministries - Restoration House ILP (5170) - CCI				
163 Hasting St., Newnan, GA 30263 Phone: 678-423-4193 Vendor ID# 115537		Quarterly Scores (Grades)		Current Quarter Score (Grade)
		Q1: 45.21 (F)	Q2: 60.15 (D-)	58.13% (F)
		Q3: 58.13 (F)	Q4: N/A	
Program Census Information:		# Children in Care During Quarter: 1	# Placements During Quarter: 1	# Children in Care On Last Day: 1
	Avg Performance All ILP/TLPs (%)	Provider Performance (%)*	Possible Points (Weight)	Provider Points Earned
<b>OPM Monitoring Reviews</b>				
Annual Comprehensive Reviews	90%	81%	15	12.20
Safety Reviews	94%	79%	5	3.95
<b>Monitoring Sub-Total</b>			<b>20</b>	<b>16.15</b>
<b>ILP/TLP Safety Outcomes</b>				
Incidence of Maltreatment	0.00%	Not Eligible		
Staff Training	65%	100%	13	13.00
<b>Safety Sub-Total</b>			<b>13</b>	<b>13.00</b>
<b>ILP/TLP Permanency Outcomes</b>				
Placement Stability	93%	100%	3	3.00
<b>Permanency Sub-Total</b>			<b>3</b>	<b>3.00</b>
<b>ILP/TLP Well-Being Outcomes</b>				
EPSDT Medical Visits	77%	100%	4.7	4.55
EPSDT Dental Visits	67%	0%	4.7	0.00
Academic Supports	64%	Not Eligible		
Provider ECEM Visits	76%	100%	4.7	4.67
Placements with Siblings	No Data	Not Eligible	Not Scored	Not Scored
Placements within Legal County	32%	Not Eligible	Not Scored	Not Scored
<b>Well-Being Sub-Total</b>			<b>14</b>	<b>9.33</b>
<b>ILP/TLP Specialty Outcomes</b>				
Academic/Career Development	73%	100%	10	10.00
Ind Living Skills Provision	58%	0%	15	0.00
Financial Independence	47%	0%	5	0.00
Community Connections	68%	100%	5	5.00
WTLP/Life Coach	66%	0%	15	0.00
<b>Specialty Sub-Total</b>			<b>50</b>	<b>15.00</b>
*Performance calculation descriptions can be found in the FY 2017 RBWO PBP Measurements and Standards Guide.				
<b>Monitoring &amp; Outcomes: Possible Points = 100</b>			<b>Points Earned = 56.48</b>	
<b>Score Before Incentives Credit</b>			<b>56.48%</b>	

**Performance-Based Placement Measures**  
**RBWO Provider GA+SCORECARD - ILP/TLP**

Report Quarter: Q3 FY2017

Incentives Awarded	01.65 pts
PBP Verification	N/A pts
<b>Total Score</b>	<b>58.13%</b>

**Provider/Program Name: Beth-Ester Ministries - Restoration House ILP (5170) - CCI**

Program Census Information:		# Children in Care During Quarter: 1	# Placements During Quarter: 1	# Children in Care On Last Day: 1
ILP/TLP Incentive Credits	Avg Performance All ILP/TLPs (Points)	Provider Performance (%)*	Possible Points (Weight)	Provider Points Earned
No DJJ or DOC Involvement		33%	5	1.65
Extended Foster Care Services		Not Eligible	5	
Positive Permanency Connections		0%	5	0.00
High School Graduation/College Participation/Professional Certification		0%	20	0.00
Part-Time Employment with Medical Benefits		Not Eligible	20	
Living Arrangements at Discharge		Not Eligible	20	
Additional Academic Supports		Not Eligible	2	
Additional IL Skills Provision		0%	5	0.00
Active Agency Accreditation		0%	4	0.00
Staff Clinical Licensure		0%	5	0.00
<b>Incentives Total</b>	<b>12.99</b>		<b>91</b>	<b>1.65</b>

\*Performance calculation descriptions can be found in the FY 2017 RBWO PBP Measurements and Standards Guide.

**Child Protective Services Investigations and Dispositions**

The following investigations data, which is not used for scoring but is considered significant to a provider's performance, is from Georgia SHINES and is not considered final or complete until the end of the fiscal year.

Total Reports:	0	
Number Screened In:	0	
Number Screened Out:	0	
Number Substantiated:	0	
Number Unsubstantiated:	0	
Number Active CPS Investigations:	0	



# Performance-Based Placement Measures RBWO Provider GA+SCORECARD - ILP/TLP

Report Quarter: Q3 FY2017

**Provider/Program Name: Carl Malone Foundation, Inc. - Mercy's Door - IV (5142) - CCI**

805 Happy St, Dalton, GA 30721

Phone: 706-277-4883

Vendor ID# 115539

## Quarterly Scores (Grades)

Q1: 101.31 (A+)

Q2: 100.46 (A+)

Q3: 99.22 (A+)

Q4: N/A

## Current Quarter Score (Grade)

99.22%

(A+)

Program Census Information:

# Children in Care During Quarter: 4

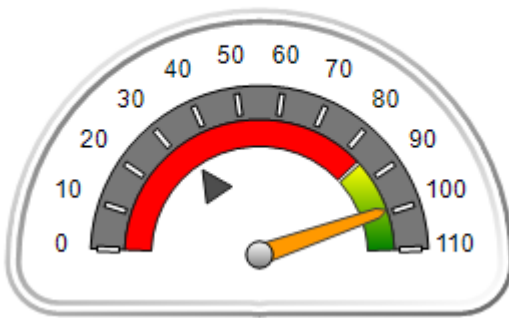
# Placements During Quarter: 4

# Children in Care On Last Day: 4

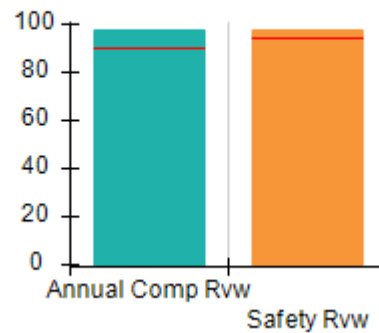
## Quarterly Provider Comparisons to All ILP/TLPs

▼ indicates average for all ILP/TLPs

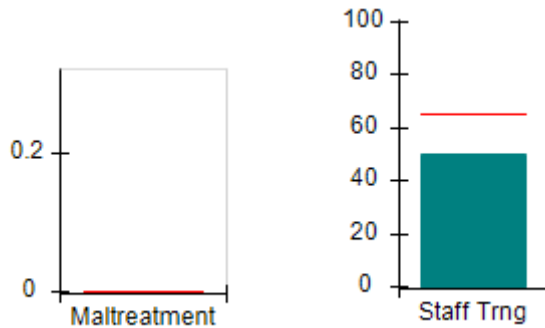
### Overall Score (%)



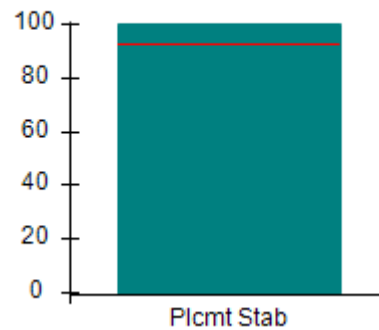
### OPM Monitoring Reviews (%)



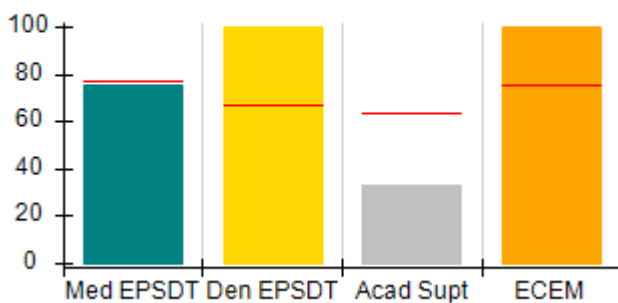
### Safety Outcomes (%)



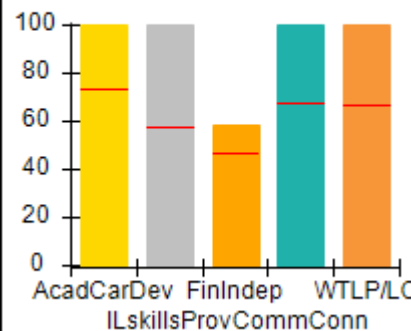
### Permanency Outcomes (%)



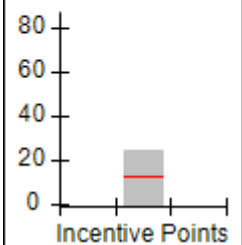
### Well-Being Outcomes (%)



### ILP/TLP Outcomes (%)



### Incentives Earned (Points)







# Performance-Based Placement Measures

## RBWO Provider GA+SCORECARD - ILP/TLP

Report Quarter: Q3 FY2017

**Provider/Program Name: Carl Malone Foundation, Inc. - Mercy's Door - IV (5142) - CCI**

805 Happy St, Dalton, GA 30721

Phone: 706-277-4883

Vendor ID# 115539

**Quarterly Scores (Grades)****Current Quarter Score (Grade)**

Q1: 101.31 (A+)

Q2: 100.46 (A+)

**99.22%**

Q3: 99.22 (A+)

Q4: N/A

**(A+)**

Program Census Information:

# Children in Care During  
Quarter: 4# Placements During  
Quarter: 4# Children in Care On  
Last Day: 4Avg  
Performance All  
ILP/TLPs (%)Provider  
Performance (%)\*Possible Points  
(Weight)Provider Points  
Earned**OPM Monitoring Reviews**

Annual Comprehensive Reviews	90%	97%	15	14.60
Safety Reviews	94%	98%	5	4.88
<b>Monitoring Sub-Total</b>			<b>20</b>	<b>19.48</b>

**ILP/TLP Safety Outcomes**

Incidence of Maltreatment	0.00%	Not Eligible		
Staff Training	65%	50%	13	6.50
<b>Safety Sub-Total</b>			<b>13</b>	<b>6.50</b>

**ILP/TLP Permanency Outcomes**

Placement Stability	93%	100%	3	3.00
<b>Permanency Sub-Total</b>			<b>3</b>	<b>3.00</b>

**ILP/TLP Well-Being Outcomes**

EPSDT Medical Visits	77%	75%	4	3.00
EPSDT Dental Visits	67%	100%	4	4.00
Academic Supports	64%	33%	2	0.66
Provider ECEM Visits	76%	100%	4	4.00
Placements with Siblings	No Data	Not Eligible	Not Scored	Not Scored
Placements within Legal County	32%	100%	Not Scored	Not Scored
<b>Well-Being Sub-Total</b>			<b>14</b>	<b>12.34</b>

**ILP/TLP Specialty Outcomes**

Academic/Career Development	73%	100%	10	10.00
Ind Living Skills Provision	58%	100%	15	15.00
Financial Independence	47%	58%	5	2.90
Community Connections	68%	100%	5	5.00
WTLP/Life Coach	66%	100%	15	15.00
<b>Specialty Sub-Total</b>			<b>50</b>	<b>47.90</b>

\*Performance calculation descriptions can be found in the FY 2017 RBWO PBP Measurements and Standards Guide.

**Monitoring & Outcomes: Possible Points = 100****Points Earned = 89.22****Score Before Incentives Credit****89.22%**

**Performance-Based Placement Measures**  
**RBWO Provider GA+SCORECARD - ILP/TLP**

Report Quarter: Q3 FY2017

Incentives Awarded	10.00 pts
PBP Verification	N/A pts
<b>Total Score</b>	<b>99.22%</b>

**Provider/Program Name: Carl Malone Foundation, Inc. - Mercy's Door - IV (5142) - CCI**

Program Census Information:		# Children in Care During Quarter: 4	# Placements During Quarter: 4	# Children in Care On Last Day: 4
ILP/TLP Incentive Credits	Avg Performance All ILP/TLPs (Points)	Provider Performance (%)*	Possible Points (Weight)	Provider Points Earned
No DJJ or DOC Involvement		100%	5	5.00
Extended Foster Care Services		Not Eligible	5	
Positive Permanency Connections		50%	5	2.50
High School Graduation/College Participation/Professional Certification		75%	20	15.00
Part-Time Employment with Medical Benefits		Not Eligible	20	
Living Arrangements at Discharge		Not Eligible	20	
Additional Academic Supports		0%	2	0.00
Additional IL Skills Provision		42%	5	2.10
Active Agency Accreditation		0%	4	0.00
Staff Clinical Licensure		0%	5	0.00
<b>Incentives Total</b>	<b>12.99</b>		<b>91</b>	<b>24.60</b>

\*Performance calculation descriptions can be found in the FY 2017 RBWO PBP Measurements and Standards Guide.

**Child Protective Services Investigations and Dispositions**

The following investigations data, which is not used for scoring but is considered significant to a provider's performance, is from Georgia SHINES and is not considered final or complete until the end of the fiscal year.

Total Reports:	0	
Number Screened In:	0	
Number Screened Out:	0	
Number Substantiated:	0	
Number Unsubstantiated:	0	
Number Active CPS Investigations:	0	



# Performance-Based Placement Measures RBWO Provider GA+SCORECARD - ILP/TLP

Report Quarter: Q3 FY2017

**Provider/Program Name: Carrie Steele-Pitts Home, Inc. - Independent Living (5129) - CCI**

667 Fairburn Rd., NW, Atlanta, GA 30331

Phone: 404-691-5187

Vendor ID# 109513

## Quarterly Scores (Grades)

Q1: 80.43 (B-)

Q2: 79.81 (C+)

Q3: 83.18 (B-)

Q4: N/A

## Current Quarter Score (Grade)

83.18%

(B-)

Program Census Information:

# Children in Care During Quarter: 4

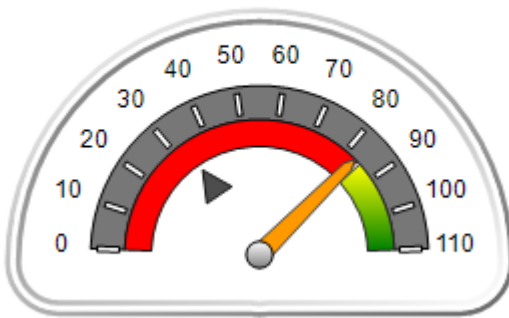
# Placements During Quarter: 4

# Children in Care On Last Day: 3

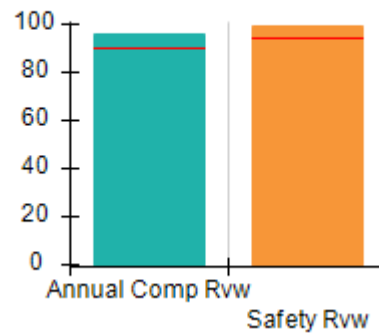
## Quarterly Provider Comparisons to All ILP/TLPs

▼ indicates average for all ILP/TLPs

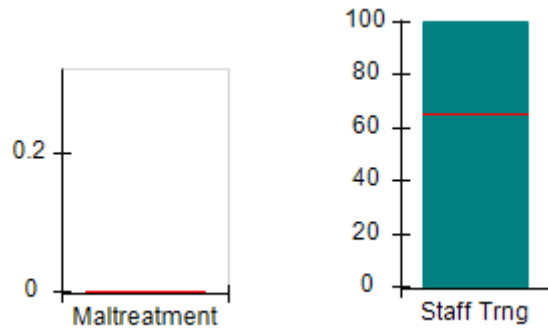
### Overall Score (%)



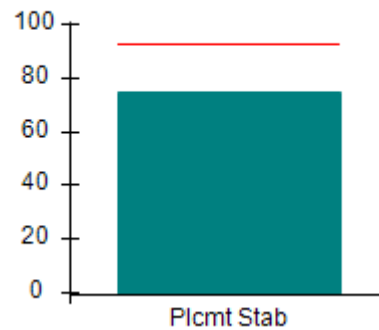
### OPM Monitoring Reviews (%)



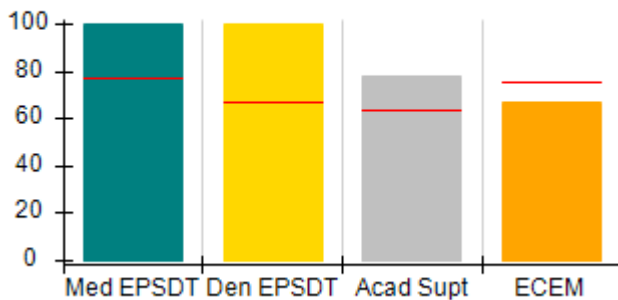
### Safety Outcomes (%)



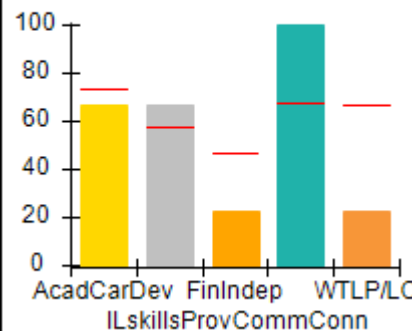
### Permanency Outcomes (%)



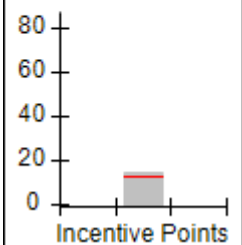
### Well-Being Outcomes (%)



### ILP/TLP Outcomes (%)



### Incentives Earned (Points)





# Performance-Based Placement Measures

## RBWO Provider GA+SCORECARD - ILP/TLP

Report Quarter: Q3 FY2017

**Provider/Program Name: Carrie Steele-Pitts Home, Inc. - Independent Living (5129) - CCI**

667 Fairburn Rd., NW, Atlanta, GA 30331  Phone: 404-691-5187  Vendor ID# 109513	Quarterly Scores (Grades)		Current Quarter Score (Grade)
	Q1: 80.43 (B-)	Q2: 79.81 (C+)	83.18% (B-)
	Q3: 83.18 (B-)	Q4: N/A	

Program Census Information:	# Children in Care During Quarter: 4	# Placements During Quarter: 4	# Children in Care On Last Day: 3
-----------------------------	--------------------------------------	--------------------------------	-----------------------------------

	Avg Performance All ILP/TLPs (%)	Provider Performance (%)*	Possible Points (Weight)	Provider Points Earned
--	----------------------------------	---------------------------	--------------------------	------------------------

**OPM Monitoring Reviews**

Annual Comprehensive Reviews	90%	96%	15	14.35
Safety Reviews	94%	99%	5	4.97
<b>Monitoring Sub-Total</b>			<b>20</b>	<b>19.32</b>

**ILP/TLP Safety Outcomes**

Incidence of Maltreatment	0.00%	No Substantiated Reports	3	3.00
Staff Training	65%	100%	10	10.00
<b>Safety Sub-Total</b>			<b>13</b>	<b>13.00</b>

**ILP/TLP Permanency Outcomes**

Placement Stability	93%	75%	3	2.25
<b>Permanency Sub-Total</b>			<b>3</b>	<b>2.25</b>

**ILP/TLP Well-Being Outcomes**

EPSDT Medical Visits	77%	100%	4	4.00
EPSDT Dental Visits	67%	100%	4	4.00
Academic Supports	64%	78%	2	1.56
Provider ECEM Visits	76%	67%	4	2.68
Placements with Siblings	No Data	Not Eligible	Not Scored	Not Scored
Placements within Legal County	32%	Not Eligible	Not Scored	Not Scored
<b>Well-Being Sub-Total</b>			<b>14</b>	<b>12.46</b>

**ILP/TLP Specialty Outcomes**

Academic/Career Development	73%	67%	10	6.70
Ind Living Skills Provision	58%	67%	15	10.05
Financial Independence	47%	22%	5	1.10
Community Connections	68%	100%	5	5.00
WTLP/Life Coach	66%	22%	15	3.30
<b>Specialty Sub-Total</b>			<b>50</b>	<b>26.15</b>

\*Performance calculation descriptions can be found in the FY 2017 RBWO PBP Measurements and Standards Guide.

<b>Monitoring &amp; Outcomes: Possible Points = 100</b>	<b>Points Earned = 73.18</b>
---	------------------------------



# Performance-Based Placement Measures RBWO Provider GA+SCORECARD - ILP/TLP

Report Quarter: Q3 FY2017

<b>Score Before Incentives Credit</b>	<b>73.18%</b>
<b>Incentives Awarded</b>	<b>10.00 pts</b>
<b>PBP Verification</b>	<b>N/A pts</b>
<b>Total Score</b>	<b>83.18%</b>

**Provider/Program Name: Carrie Steele-Pitts Home, Inc. - Independent Living (5129) - CCI**

Program Census Information:		# Children in Care During Quarter: 4	# Placements During Quarter: 4	# Children in Care On Last Day: 3
ILP/TLP Incentive Credits	Avg Performance All ILP/TLPs (Points)	Provider Performance (%)*	Possible Points (Weight)	Provider Points Earned
No DJJ or DOC Involvement		67%	5	3.35
Extended Foster Care Services		0%	5	0.00
Positive Permanency Connections		0%	5	0.00
High School Graduation/College Participation/Professional Certification		33%	20	6.60
Part-Time Employment with Medical Benefits		0%	20	0.00
Living Arrangements at Discharge		0%	20	0.00
Additional Academic Supports		67%	2	1.34
Additional IL Skills Provision		67%	5	3.35
Active Agency Accreditation		0%	4	0.00
Staff Clinical Licensure		0%	5	0.00
<b>Incentives Total</b>	<b>12.99</b>		<b>91</b>	<b>14.64</b>

\*Performance calculation descriptions can be found in the FY 2017 RBWO PBP Measurements and Standards Guide.

**Child Protective Services Investigations and Dispositions**

The following investigations data, which is not used for scoring but is considered significant to a provider's performance, is from Georgia SHINES and is not considered final or complete until the end of the fiscal year.

Total Reports:	0	
Number Screened In:	0	
Number Screened Out:	0	
Number Substantiated:	0	
Number Unsubstantiated:	0	
Number Active CPS Investigations:	0	



## Performance-Based Placement Measures RBWO Provider GA+SCORECARD - ILP/TLP

Report Quarter: Q3 FY2017

**Provider/Program Name: Center for Children and Young Adults, The - Connections ILP (5220) - CCI**

2121 Windy Hill Rd., Marietta, GA 30060

Phone: 770-333-9441

Vendor ID# 138975

### Quarterly Scores (Grades)

Q1: 71.25 (C-)

Q2: 70.58 (C-)

Q3: 56.19 (F)

Q4: N/A

### Current Quarter Score (Grade)

**56.19%**

**(F)**

Program Census Information:

# Children in Care During  
Quarter: 2

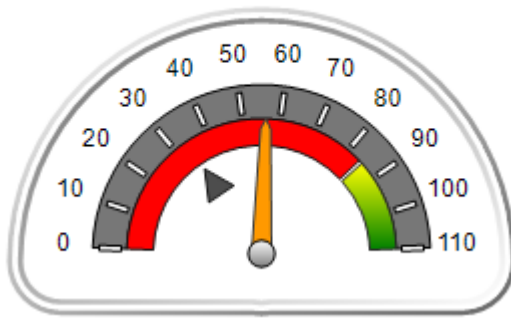
# Placements During  
Quarter: 2

# Children in Care On Last  
Day: 2

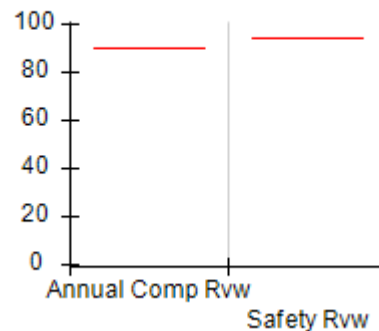
### Quarterly Provider Comparisons to All ILP/TLPs

▼ indicates average for all ILP/TLPs

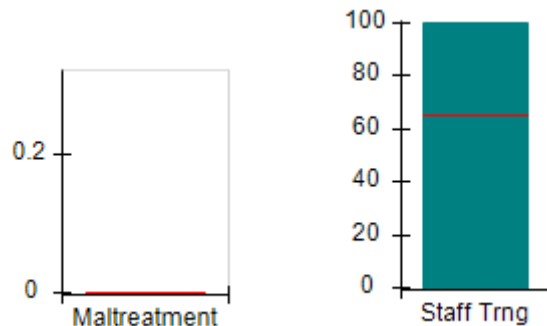
#### Overall Score (%)



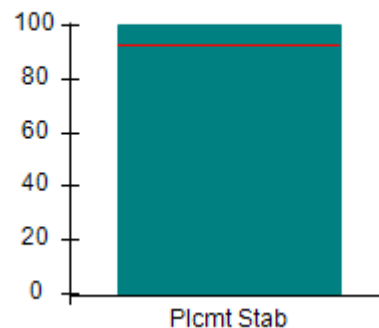
#### OPM Monitoring Reviews (%)



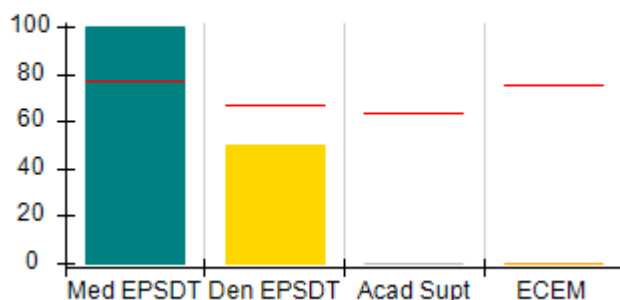
#### Safety Outcomes (%)



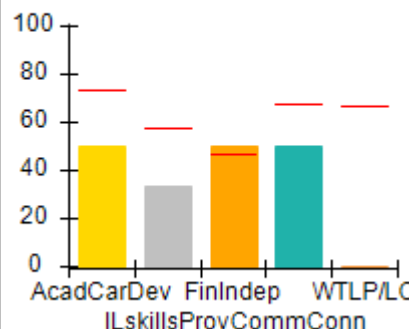
#### Permanency Outcomes (%)



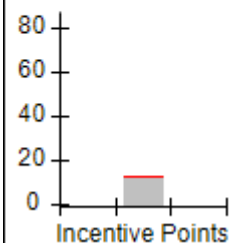
#### Well-Being Outcomes (%)



#### ILP/TLP Outcomes (%)



#### Incentives Earned (Points)





# Performance-Based Placement Measures RBWO Provider GA+SCORECARD - ILP/TLP

Report Quarter: Q3 FY2017

Provider/Program Name: Center for Children and Young Adults, The - Connections ILP (5220) - CCI				
2121 Windy Hill Rd., Marietta, GA 30060		Quarterly Scores (Grades)		Current Quarter Score (Grade)
Phone: 770-333-9441		Q1: 71.25 (C-)	Q2: 70.58 (C-)	56.19%
Vendor ID# 138975		Q3: 56.19 (F)	Q4: N/A	(F)
Program Census Information:		# Children in Care During Quarter: 2	# Placements During Quarter: 2	# Children in Care On Last Day: 2
	Avg Performance All ILP/TLPs (%)	Provider Performance (%)*	Possible Points (Weight)	Provider Points Earned
<b>OPM Monitoring Reviews</b>				
Annual Comprehensive Reviews	90%	Not Yet Conducted		
Safety Reviews	94%	Not Yet Conducted		
<b>Monitoring Sub-Total</b>				<b>0.00</b>
<b>ILP/TLP Safety Outcomes</b>				
Incidence of Maltreatment	0.00%	Not Eligible		
Staff Training	65%	100%	13	13.00
<b>Safety Sub-Total</b>			<b>13</b>	<b>13.00</b>
<b>ILP/TLP Permanency Outcomes</b>				
Placement Stability	93%	100%	3	3.00
<b>Permanency Sub-Total</b>			<b>3</b>	<b>3.00</b>
<b>ILP/TLP Well-Being Outcomes</b>				
EPSDT Medical Visits	77%	100%	4	4.00
EPSDT Dental Visits	67%	50%	4	2.00
Academic Supports	64%	0%	2	0.00
Provider ECEM Visits	76%	0%	4	0.00
Placements with Siblings	No Data	100%	Not Scored	Not Scored
Placements within Legal County	32%	Not Eligible	Not Scored	Not Scored
<b>Well-Being Sub-Total</b>			<b>14</b>	<b>6.00</b>
<b>ILP/TLP Specialty Outcomes</b>				
Academic/Career Development	73%	50%	10	5.00
Ind Living Skills Provision	58%	33%	15	4.95
Financial Independence	47%	50%	5	2.50
Community Connections	68%	50%	5	2.50
WTLP/Life Coach	66%	0%	15	0.00
<b>Specialty Sub-Total</b>			<b>50</b>	<b>14.95</b>
*Performance calculation descriptions can be found in the FY 2017 RBWO PBP Measurements and Standards Guide.				

Monitoring &amp; Outcomes: Possible Points = 80

Points Earned = 36.95

Score Before Incentives Credit

46.19%



# Performance-Based Placement Measures RBWO Provider GA+SCORECARD - ILP/TLP

Report Quarter: Q3 FY2017

Incentives Awarded	10.00 pts
PBP Verification	N/A pts
<b>Total Score</b>	<b>56.19%</b>

## Provider/Program Name: Center for Children and Young Adults, The - Connections ILP (5220) - CCI

Program Census Information:		# Children in Care During Quarter: 2	# Placements During Quarter: 2	# Children in Care On Last Day: 2
ILP/TLP Incentive Credits	Avg Performance All ILP/TLPs (Points)	Provider Performance (%)*	Possible Points (Weight)	Provider Points Earned
No DJJ or DOC Involvement		33%	5	1.65
Extended Foster Care Services		Not Eligible	5	
Positive Permanency Connections		0%	5	0.00
High School Graduation/College Participation/Professional Certification		50%	20	10.00
Part-Time Employment with Medical Benefits		Not Eligible	20	
Living Arrangements at Discharge		Not Eligible	20	
Additional Academic Supports		0%	2	0.00
Additional IL Skills Provision		17%	5	0.85
Active Agency Accreditation		0%	4	0.00
Staff Clinical Licensure		0%	5	0.00
<b>Incentives Total</b>	<b>12.99</b>		<b>91</b>	<b>12.50</b>

\*Performance calculation descriptions can be found in the FY 2017 RBWO PBP Measurements and Standards Guide.

## Child Protective Services Investigations and Dispositions

The following investigations data, which is not used for scoring but is considered significant to a provider's performance, is from Georgia SHINES and is not considered final or complete until the end of the fiscal year.

Total Reports:	0	
Number Screened In:	0	
Number Screened Out:	0	
Number Substantiated:	0	
Number Unsubstantiated:	0	
Number Active CPS Investigations:	0	





# Performance-Based Placement Measures RBWO Provider GA+SCORECARD - ILP/TLP

Report Quarter: Q3 FY2017

**Provider/Program Name: Center for Children and Young Adults, The - ILP Prep TLP (5114) - CCI**

2221 Austell Rd., Marietta, GA 30008

Phone: 770-485-1630

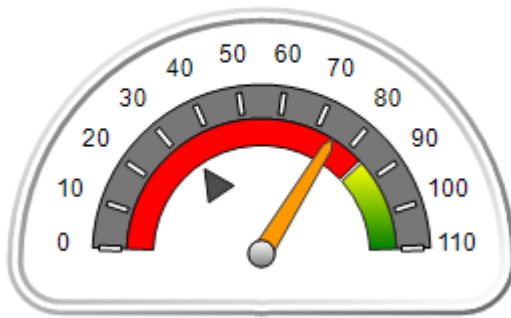
Vendor ID# 101256

	Quarterly Scores (Grades)		Current Quarter Score (Grade)
	Q1: 60.60 (D-)	Q2: 68.74 (D+)	74.83%
	Q3: 74.83 (C)	Q4: N/A	(C)
Program Census Information:	# Children in Care During Quarter: 13	# Placements During Quarter: 13	# Children in Care On Last Day: 6

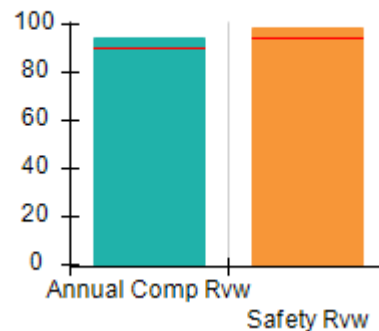
## Quarterly Provider Comparisons to All ILP/TLPs

indicates average for all ILP/TLPs

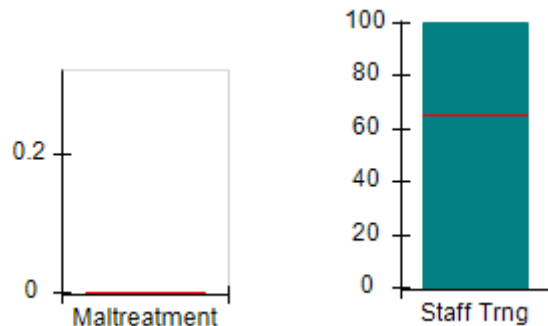
Overall Score (%)



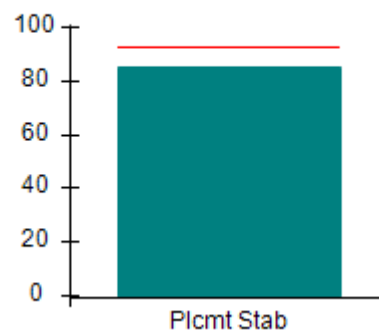
OPM Monitoring Reviews (%)



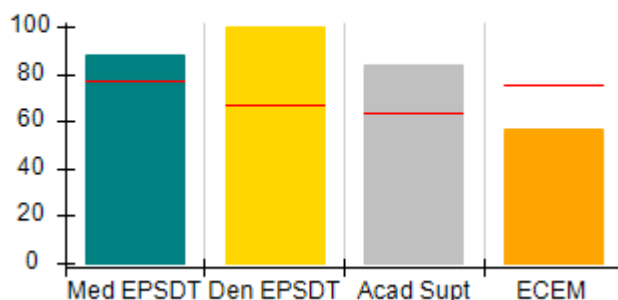
Safety Outcomes (%)



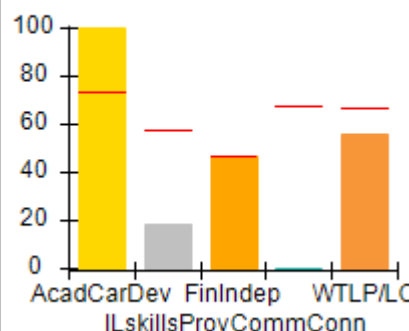
Permanency Outcomes (%)



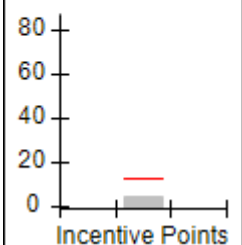
Well-Being Outcomes (%)



ILP/TLP Outcomes (%)



Incentives Earned (Points)





# Performance-Based Placement Measures RBWO Provider GA+SCORECARD - ILP/TLP

Report Quarter: Q3 FY2017

Provider/Program Name: Center for Children and Young Adults, The - ILP Prep TLP (5114) - CCI				
2221 Austell Rd., Marietta, GA 30008  Phone: 770-485-1630  Vendor ID# 101256		Quarterly Scores (Grades)		Current Quarter Score (Grade)
		Q1: 60.60 (D-)	Q2: 68.74 (D+)	74.83% (C)
		Q3: 74.83 (C)	Q4: N/A	
Program Census Information:		# Children in Care During Quarter: 13	# Placements During Quarter: 13	# Children in Care On Last Day: 6
	Avg Performance All ILP/TLPs (%)	Provider Performance (%)*	Possible Points (Weight)	Provider Points Earned
<b>OPM Monitoring Reviews</b>				
Annual Comprehensive Reviews	90%	94%	15	14.10
Safety Reviews	94%	99%	5	4.93
<b>Monitoring Sub-Total</b>			<b>20</b>	<b>19.03</b>
<b>ILP/TLP Safety Outcomes</b>				
Incidence of Maltreatment	0.00%	No Substantiated Reports	3	3.00
Staff Training	65%	100%	10	10.00
<b>Safety Sub-Total</b>			<b>13</b>	<b>13.00</b>
<b>ILP/TLP Permanency Outcomes</b>				
Placement Stability	93%	85%	3	2.55
<b>Permanency Sub-Total</b>			<b>3</b>	<b>2.55</b>
<b>ILP/TLP Well-Being Outcomes</b>				
EPSDT Medical Visits	77%	88%	4	3.52
EPSDT Dental Visits	67%	100%	4	4.00
Academic Supports	64%	84%	2	1.68
Provider ECEM Visits	76%	57%	4	2.28
Placements with Siblings	No Data	14%	Not Scored	Not Scored
Placements within Legal County	32%	33%	Not Scored	Not Scored
<b>Well-Being Sub-Total</b>			<b>14</b>	<b>11.80</b>
<b>ILP/TLP Specialty Outcomes</b>				
Academic/Career Development	73%	100%	10	10.00
Ind Living Skills Provision	58%	18%	15	2.70
Financial Independence	47%	47%	5	2.35
Community Connections	68%	0%	5	0.00
WTLP/Life Coach	66%	56%	15	8.40
<b>Specialty Sub-Total</b>			<b>50</b>	<b>23.45</b>
*Performance calculation descriptions can be found in the FY 2017 RBWO PBP Measurements and Standards Guide.				

Monitoring &amp; Outcomes: Possible Points = 100

Points Earned = 69.83



# Performance-Based Placement Measures RBWO Provider GA+SCORECARD - ILP/TLP

Report Quarter: Q3 FY2017

<b>Score Before Incentives Credit</b>	<b>69.83%</b>
<b>Incentives Awarded</b>	<b>05.00 pts</b>
<b>PBP Verification</b>	<b>N/A pts</b>
<b>Total Score</b>	<b>74.83%</b>

## Provider/Program Name: Center for Children and Young Adults, The - ILP Prep TLP (5114) - CCI

Program Census Information:		# Children in Care During Quarter: 13	# Placements During Quarter: 13	# Children in Care On Last Day: 6
ILP/TLP Incentive Credits	Avg Performance All ILP/TLPs (Points)	Provider Performance (%)*	Possible Points (Weight)	Provider Points Earned
No DJJ or DOC Involvement		100%	5	5.00
Extended Foster Care Services		Not Eligible	5	
Positive Permanency Connections		0%	5	0.00
High School Graduation/College Participation/Professional Certification		0%	20	0.00
Part-Time Employment with Medical Benefits		0%	20	0.00
Living Arrangements at Discharge		0%	20	0.00
Additional Academic Supports		0%	2	0.00
Additional IL Skills Provision		0%	5	0.00
Active Agency Accreditation		0%	4	0.00
Staff Clinical Licensure		0%	5	0.00
<b>Incentives Total</b>	<b>12.99</b>		<b>91</b>	<b>5.00</b>

\*Performance calculation descriptions can be found in the FY 2017 RBWO PBP Measurements and Standards Guide.

## Child Protective Services Investigations and Dispositions

The following investigations data, which is not used for scoring but is considered significant to a provider's performance, is from Georgia SHINES and is not considered final or complete until the end of the fiscal year.

Total Reports:	0	
Number Screened In:	0	
Number Screened Out:	0	
Number Substantiated:	0	
Number Unsubstantiated:	0	
Number Active CPS Investigations:	0	



# Performance-Based Placement Measures RBWO Provider GA+SCORECARD - ILP/TLP

Report Quarter: Q3 FY2017

**Provider/Program Name: Center for Children and Young Adults, The - Life Works TLP (580) - CCI**

2221 Austell Rd., Marietta, GA 30008

Phone: 770-485-1657

Vendor ID# 35263

## Quarterly Scores (Grades)

Q1: 93.57 (A-)

Q2: 101.48 (A+)

Q3: 97.49 (A+)

Q4: N/A

## Current Quarter Score (Grade)

**97.49%**

**(A+)**

Program Census Information:

# Children in Care During Quarter: 15

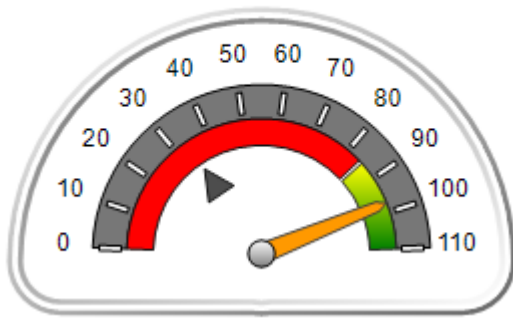
# Placements During Quarter: 15

# Children in Care On Last Day: 10

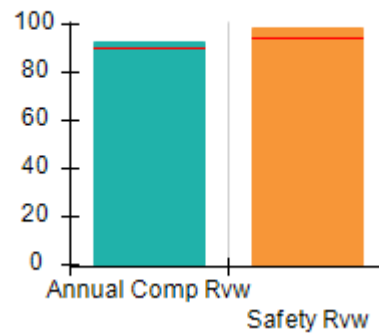
## Quarterly Provider Comparisons to All ILP/TLPs

▼ indicates average for all ILP/TLPs

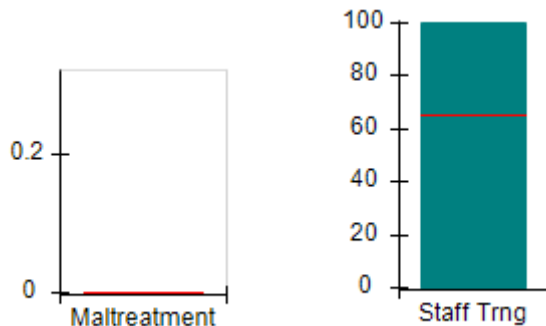
### Overall Score (%)



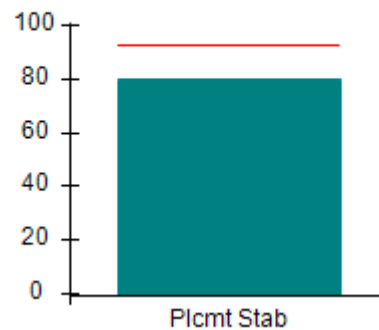
### OPM Monitoring Reviews (%)



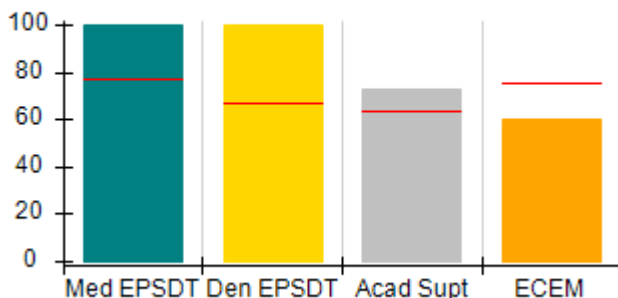
### Safety Outcomes (%)



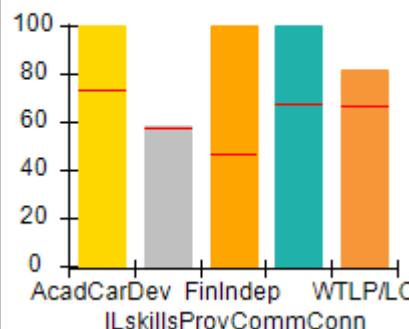
### Permanency Outcomes (%)



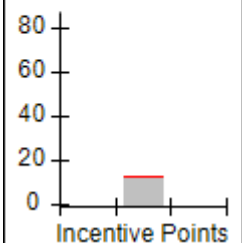
### Well-Being Outcomes (%)



### ILP/TLP Outcomes (%)



### Incentives Earned (Points)





# Performance-Based Placement Measures RBWO Provider GA+SCORECARD - ILP/TLP

Report Quarter: Q3 FY2017

Provider/Program Name: Center for Children and Young Adults, The - Life Works TLP (580) - CCI				
2221 Austell Rd., Marietta, GA 30008  Phone: 770-485-1657  Vendor ID# 35263		Quarterly Scores (Grades)		Current Quarter Score (Grade)
		Q1: 93.57 (A-)	Q2: 101.48 (A+)	97.49% (A+)
		Q3: 97.49 (A+)	Q4: N/A	
Program Census Information:		# Children in Care During Quarter: 15	# Placements During Quarter: 15	# Children in Care On Last Day: 10
	Avg Performance All ILP/TLPs (%)	Provider Performance (%)*	Possible Points (Weight)	Provider Points Earned
<b>OPM Monitoring Reviews</b>				
Annual Comprehensive Reviews	90%	93%	15	13.91
Safety Reviews	94%	98%	5	4.92
<b>Monitoring Sub-Total</b>			<b>20</b>	<b>18.83</b>
<b>ILP/TLP Safety Outcomes</b>				
Incidence of Maltreatment	0.00%	No Substantiated Reports	3	3.00
Staff Training	65%	100%	10	10.00
<b>Safety Sub-Total</b>			<b>13</b>	<b>13.00</b>
<b>ILP/TLP Permanency Outcomes</b>				
Placement Stability	93%	80%	3	2.40
<b>Permanency Sub-Total</b>			<b>3</b>	<b>2.40</b>
<b>ILP/TLP Well-Being Outcomes</b>				
EPSDT Medical Visits	77%	100%	4	4.00
EPSDT Dental Visits	67%	100%	4	4.00
Academic Supports	64%	73%	2	1.46
Provider ECEM Visits	76%	60%	4	2.40
Placements with Siblings	No Data	33%	Not Scored	Not Scored
Placements within Legal County	32%	40%	Not Scored	Not Scored
<b>Well-Being Sub-Total</b>			<b>14</b>	<b>12.26</b>
<b>ILP/TLP Specialty Outcomes</b>				
Academic/Career Development	73%	100%	10	10.00
Ind Living Skills Provision	58%	58%	15	8.70
Financial Independence	47%	100%	5	5.00
Community Connections	68%	100%	5	5.00
WTLP/Life Coach	66%	82%	15	12.30
<b>Specialty Sub-Total</b>			<b>50</b>	<b>41.00</b>
*Performance calculation descriptions can be found in the FY 2017 RBWO PBP Measurements and Standards Guide.				

Monitoring &amp; Outcomes: Possible Points = 100

Points Earned = 87.49



DHS, DFCS, Office of Provider Management  
**Performance-Based Placement Measures**  
**RBWO Provider GA+SCORECARD - ILP/TLP**



Report Quarter: Q3 FY2017

<b>Score Before Incentives Credit</b>	<b>87.49%</b>
<b>Incentives Awarded</b>	<b>10.00 pts</b>
<b>PBP Verification</b>	<b>N/A pts</b>
<b>Total Score</b>	<b>97.49%</b>

**Provider/Program Name: Center for Children and Young Adults, The - Life Works TLP (580) - CCI**

Program Census Information:		# Children in Care During Quarter: 15	# Placements During Quarter: 15	# Children in Care On Last Day: 10
<b>ILP/TLP Incentive Credits</b>	<b>Avg Performance All ILP/TLPs (Points)</b>	<b>Provider Performance (%)*</b>	<b>Possible Points (Weight)</b>	<b>Provider Points Earned</b>
No DJJ or DOC Involvement		100%	5	5.00
Extended Foster Care Services		100%	5	5.00
Positive Permanency Connections		0%	5	0.00
High School Graduation/College Participation/Professional Certification		0%	20	0.00
Part-Time Employment with Medical Benefits		0%	20	0.00
Living Arrangements at Discharge		0%	20	0.00
Additional Academic Supports		44%	2	0.88
Additional IL Skills Provision		31%	5	1.55
Active Agency Accreditation		0%	4	0.00
Staff Clinical Licensure		0%	5	0.00
<b>Incentives Total</b>	<b>12.99</b>		<b>91</b>	<b>12.43</b>

\*Performance calculation descriptions can be found in the FY 2017 RBWO PBP Measurements and Standards Guide.

**Child Protective Services Investigations and Dispositions**

The following investigations data, which is not used for scoring but is considered significant to a provider's performance, is from Georgia SHINES and is not considered final or complete until the end of the fiscal year.

Total Reports:	0	
Number Screened In:	0	
Number Screened Out:	0	
Number Substantiated:	0	
Number Unsubstantiated:	0	
Number Active CPS Investigations:	0	



# Performance-Based Placement Measures

## RBWO Provider GA+SCORECARD - ILP/TLP

Report Quarter: Q3 FY2017

**Provider/Program Name: Champion House - (5212) - CCI**

1841 Woodside Court, Jonesboro, GA 30236

Phone: 770-286-7072

Vendor ID# 135122

## Quarterly Scores (Grades)

Q1: 54.17 (F)

Q2: 62.61 (D-)

Q3: 138.04 (A+)

Q4: N/A

## Current Quarter Score (Grade)

138.04%

(A+)

Program Census Information:

# Children in Care During Quarter: 8

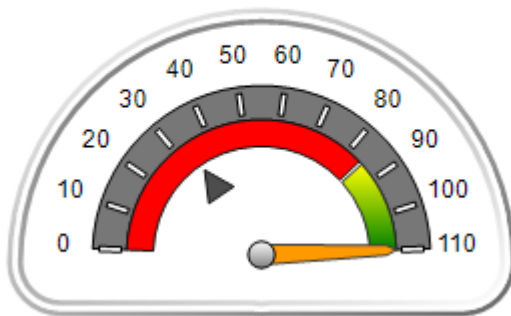
# Placements During Quarter: 8

# Children in Care On Last Day: 5

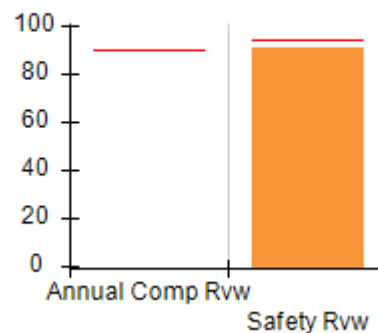
## Quarterly Provider Comparisons to All ILP/TLPs

indicates average for all ILP/TLPs

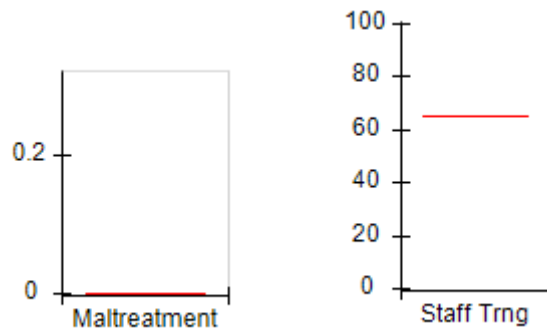
## Overall Score (%)



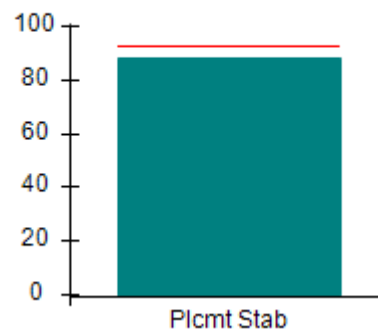
## OPM Monitoring Reviews (%)



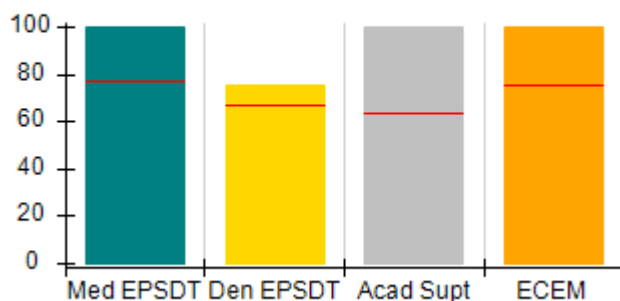
## Safety Outcomes (%)



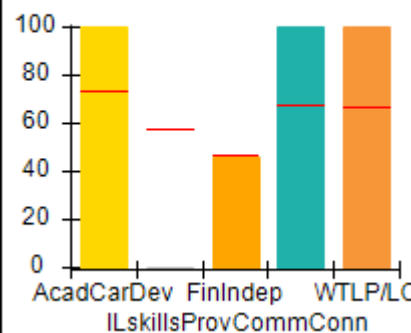
## Permanency Outcomes (%)



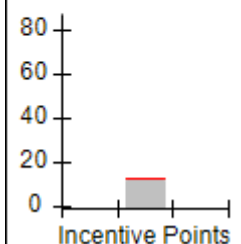
## Well-Being Outcomes (%)



## ILP/TLP Outcomes (%)



## Incentives Earned (Points)







# Performance-Based Placement Measures RBWO Provider GA+SCORECARD - ILP/TLP

Report Quarter: Q3 FY2017

<b>Provider/Program Name: Champion House - (5212) - CCI</b>				
<b>1841 Woodside Court, Jonesboro, GA 30236</b>		<b>Quarterly Scores (Grades)</b>		<b>Current Quarter Score (Grade)</b>
<b>Phone: 770-286-7072</b>		<b>Q1: 54.17 (F)</b>	<b>Q2: 62.61 (D-)</b>	<b>138.04%</b>
<b>Vendor ID# 135122</b>		<b>Q3: 138.04 (A+)</b>	<b>Q4: N/A</b>	<b>(A+)</b>
Program Census Information:		# Children in Care During Quarter: 8	# Placements During Quarter: 8	# Children in Care On Last Day: 5
	<b>Avg Performance All ILP/TLPs (%)</b>	<b>Provider Performance (%)*</b>	<b>Possible Points (Weight)</b>	<b>Provider Points Earned</b>
<b>OPM Monitoring Reviews</b>				
Annual Comprehensive Reviews	90%	Not Yet Conducted		
Safety Reviews	94%	91%	5	4.56
<b>Monitoring Sub-Total</b>			<b>5</b>	<b>4.56</b>
<b>ILP/TLP Safety Outcomes</b>				
Incidence of Maltreatment	0.00%	No Substantiated Reports	13	13.00
Staff Training	65%	Not Eligible		
<b>Safety Sub-Total</b>			<b>13</b>	<b>56.33</b>
<b>ILP/TLP Permanency Outcomes</b>				
Placement Stability	93%	88%	3	2.64
<b>Permanency Sub-Total</b>			<b>3</b>	<b>2.64</b>
<b>ILP/TLP Well-Being Outcomes</b>				
EPSDT Medical Visits	77%	100%	4	4.00
EPSDT Dental Visits	67%	75%	4	3.00
Academic Supports	64%	100%	2	2.00
Provider ECEM Visits	76%	100%	4	4.00
Placements with Siblings	No Data	0%	Not Scored	Not Scored
Placements within Legal County	32%	33%	Not Scored	Not Scored
<b>Well-Being Sub-Total</b>			<b>14</b>	<b>13.00</b>
<b>ILP/TLP Specialty Outcomes</b>				
Academic/Career Development	73%	100%	10	10.00
Ind Living Skills Provision	58%	0%	15	0.00
Financial Independence	47%	46%	5	2.30
Community Connections	68%	100%	5	5.00
WTLP/Life Coach	66%	100%	15	15.00
<b>Specialty Sub-Total</b>			<b>50</b>	<b>32.30</b>
*Performance calculation descriptions can be found in the FY 2017 RBWO PBP Measurements and Standards Guide.				

Monitoring &amp; Outcomes: Possible Points = 85

Points Earned = 108.83





# Performance-Based Placement Measures

## RBWO Provider GA+SCORECARD - ILP/TLP

Report Quarter: Q3 FY2017

<b>Score Before Incentives Credit</b>	<b>128.04%</b>
<b>Incentives Awarded</b>	<b>10.00 pts</b>
<b>PBP Verification</b>	<b>N/A pts</b>
<b>Total Score</b>	<b>138.04%</b>

Provider/Program Name: Champion House - (5212) - CCI				
Program Census Information:		# Children in Care During Quarter: 8	# Placements During Quarter: 8	# Children in Care On Last Day: 5
ILP/TLP Incentive Credits	Avg Performance All ILP/TLPs (Points)	Provider Performance (%)*	Possible Points (Weight)	Provider Points Earned
No DJJ or DOC Involvement		100%	5	5.00
Extended Foster Care Services		Not Eligible	5	
Positive Permanency Connections		0%	5	0.00
High School Graduation/College Participation/Professional Certification		25%	20	5.00
Part-Time Employment with Medical Benefits		0%	20	0.00
Living Arrangements at Discharge		0%	20	0.00
Additional Academic Supports		100%	2	2.00
Additional IL Skills Provision		0%	5	0.00
Active Agency Accreditation		0%	4	0.00
Staff Clinical Licensure		0%	5	0.00
<b>Incentives Total</b>	<b>12.99</b>		<b>91</b>	<b>12.00</b>

\*Performance calculation descriptions can be found in the FY 2017 RBWO PBP Measurements and Standards Guide.

Child Protective Services Investigations and Dispositions		
The following investigations data, which is not used for scoring but is considered significant to a provider's performance, is from Georgia SHINES and is not considered final or complete until the end of the fiscal year.		
Total Reports:	0	
Number Screened In:	0	
Number Screened Out:	0	
Number Substantiated:	0	
Number Unsubstantiated:	0	
Number Active CPS Investigations:	0	



# Performance-Based Placement Measures RBWO Provider GA+SCORECARD - ILP/TLP

Report Quarter: Q3 FY2017

**Provider/Program Name: CHRIS 180 Inc. - Summit Trail Boys ILP (4675) - CCI**

2045 Graham Circle SE Building E, Atlanta, GA 30316-2933

Phone: 404-281-3845

Vendor ID# 35283

## Quarterly Scores (Grades)

Q1: 66.81 (D)

Q2: 70.36 (C-)

Q3: 54.69 (F)

Q4: N/A

## Current Quarter Score (Grade)

54.69%

(F)

Program Census Information:

# Children in Care During Quarter: 9

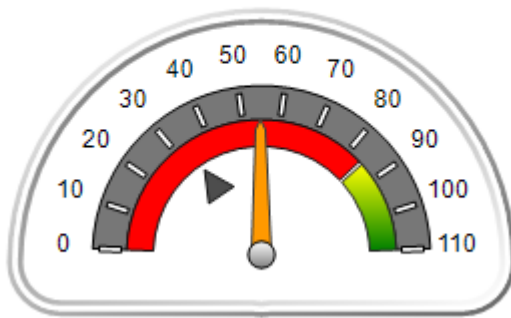
# Placements During Quarter: 10

# Children in Care On Last Day: 8

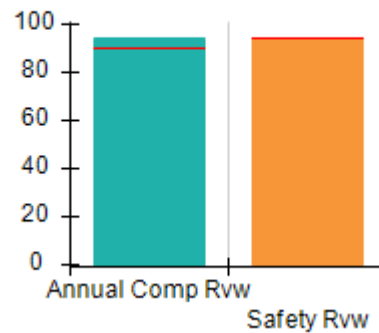
## Quarterly Provider Comparisons to All ILP/TLPs

▼ indicates average for all ILP/TLPs

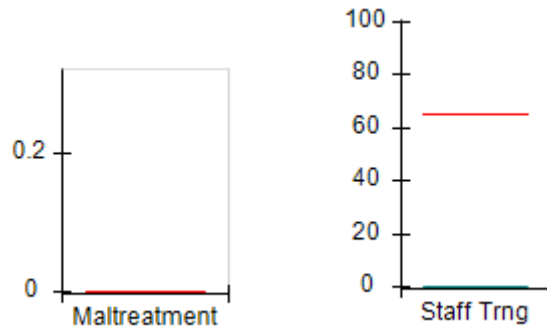
### Overall Score (%)



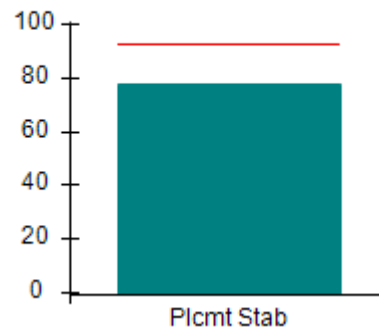
### OPM Monitoring Reviews (%)



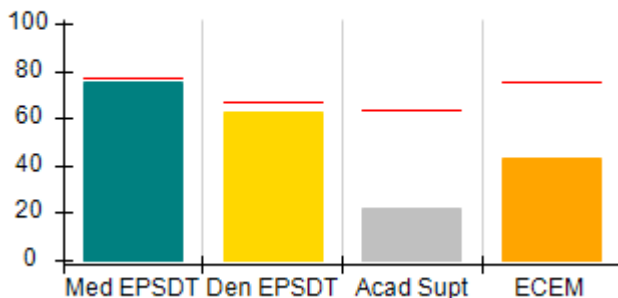
### Safety Outcomes (%)



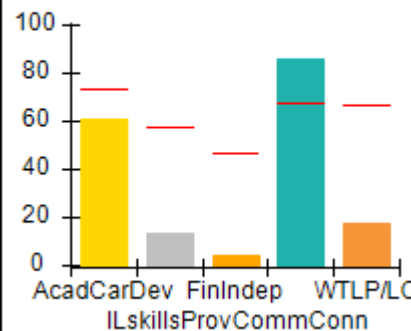
### Permanency Outcomes (%)



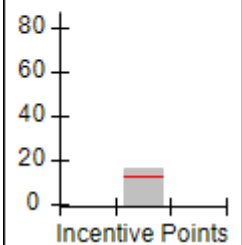
### Well-Being Outcomes (%)



### ILP/TLP Outcomes (%)



### Incentives Earned (Points)





# Performance-Based Placement Measures

## RBWO Provider GA+SCORECARD - ILP/TLP

Report Quarter: Q3 FY2017

Provider/Program Name: CHRIS 180 Inc. - Summit Trail Boys ILP (4675) - CCI				
2045 Graham Circle SE Building E, Atlanta, GA 30316-2933 Phone: 404-281-3845 Vendor ID# 35283		Quarterly Scores (Grades)		Current Quarter Score (Grade)
		Q1: 66.81 (D)	Q2: 70.36 (C-)	54.69% (F)
		Q3: 54.69 (F)	Q4: N/A	
Program Census Information:		# Children in Care During Quarter: 9	# Placements During Quarter: 10	# Children in Care On Last Day: 8
	Avg Performance All ILP/TLPs (%)	Provider Performance (%)*	Possible Points (Weight)	Provider Points Earned
<b>OPM Monitoring Reviews</b>				
Annual Comprehensive Reviews	90%	95%	15	14.20
Safety Reviews	94%	95%	5	4.73
<b>Monitoring Sub-Total</b>			<b>20</b>	<b>18.93</b>
<b>ILP/TLP Safety Outcomes</b>				
Incidence of Maltreatment	0.00%	Not Eligible		
Staff Training	65%	0%	13	0.00
<b>Safety Sub-Total</b>			<b>13</b>	<b>0.00</b>
<b>ILP/TLP Permanency Outcomes</b>				
Placement Stability	93%	78%	3	2.34
<b>Permanency Sub-Total</b>			<b>3</b>	<b>2.34</b>
<b>ILP/TLP Well-Being Outcomes</b>				
EPSDT Medical Visits	77%	75%	4	3.00
EPSDT Dental Visits	67%	63%	4	2.52
Academic Supports	64%	22%	2	0.44
Provider ECEM Visits	76%	43%	4	1.72
Placements with Siblings	No Data	Not Eligible	Not Scored	Not Scored
Placements within Legal County	32%	0%	Not Scored	Not Scored
<b>Well-Being Sub-Total</b>			<b>14</b>	<b>8.32</b>
<b>ILP/TLP Specialty Outcomes</b>				
Academic/Career Development	73%	61%	10	6.10
Ind Living Skills Provision	58%	13%	15	1.95
Financial Independence	47%	4%	5	0.20
Community Connections	68%	86%	5	4.30
WTLP/Life Coach	66%	17%	15	2.55
<b>Specialty Sub-Total</b>			<b>50</b>	<b>15.10</b>

\*Performance calculation descriptions can be found in the FY 2017 RBWO PBP Measurements and Standards Guide.

Monitoring &amp; Outcomes: Possible Points = 100

Points Earned = 44.69



# Performance-Based Placement Measures RBWO Provider GA+SCORECARD - ILP/TLP

Report Quarter: Q3 FY2017

<b>Score Before Incentives Credit</b>	<b>44.69%</b>
<b>Incentives Awarded</b>	<b>10.00 pts</b>
<b>PBP Verification</b>	<b>N/A pts</b>
<b>Total Score</b>	<b>54.69%</b>

Provider/Program Name: CHRIS 180 Inc. - Summit Trail Boys ILP (4675) - CCI				
Program Census Information:		# Children in Care During Quarter: 9	# Placements During Quarter: 10	# Children in Care On Last Day: 8
ILP/TLP Incentive Credits	Avg Performance All ILP/TLPs (Points)	Provider Performance (%)*	Possible Points (Weight)	Provider Points Earned
No DJJ or DOC Involvement		70%	5	3.50
Extended Foster Care Services		Not Eligible	5	
Positive Permanency Connections		0%	5	0.00
High School Graduation/College Participation/Professional Certification		0%	20	0.00
Part-Time Employment with Medical Benefits		0%	20	0.00
Living Arrangements at Discharge		50%	20	10.00
Additional Academic Supports		13%	2	0.26
Additional IL Skills Provision		9%	5	0.45
Active Agency Accreditation		50%	4	2.00
Staff Clinical Licensure		0%	5	0.00
<b>Incentives Total</b>	<b>12.99</b>		<b>91</b>	<b>16.21</b>
*Performance calculation descriptions can be found in the FY 2017 RBWO PBP Measurements and Standards Guide.				

Child Protective Services Investigations and Dispositions		
The following investigations data, which is not used for scoring but is considered significant to a provider's performance, is from Georgia SHINES and is not considered final or complete until the end of the fiscal year.		
Total Reports:	0	
Number Screened In:	0	
Number Screened Out:	0	
Number Substantiated:	0	
Number Unsubstantiated:	0	
Number Active CPS Investigations:	0	



# Performance-Based Placement Measures RBWO Provider GA+SCORECARD - ILP/TLP

Report Quarter: Q3 FY2017

**Provider/Program Name: CHRIS 180 Inc. - Summit Trail Girls ILP (4674) - CCI**

2045 Graham Circle SE Building E, Atlanta, GA 30316-2933

Phone: 404-281-3845

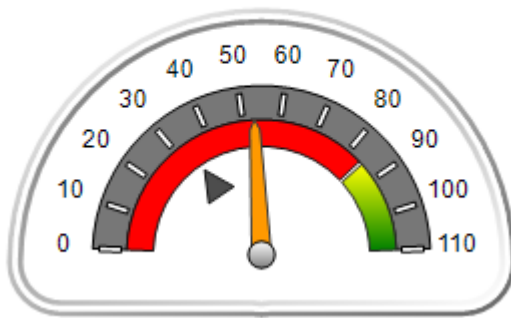
Vendor ID# 35279

Quarterly Scores (Grades)		Current Quarter Score (Grade)
Q1: 82.76 (B-)	Q2: 80.83 (B-)	53.11% (F)
Q3: 53.11 (F)	Q4: N/A	
Program Census Information:		# Children in Care During Quarter: 1
		# Placements During Quarter: 1
		# Children in Care On Last Day: 1

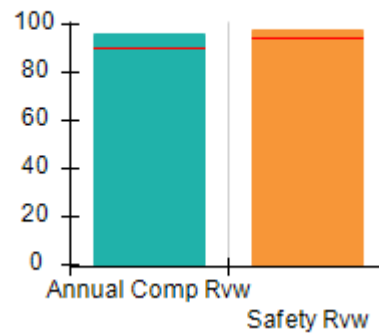
## Quarterly Provider Comparisons to All ILP/TLPs

▼ indicates average for all ILP/TLPs

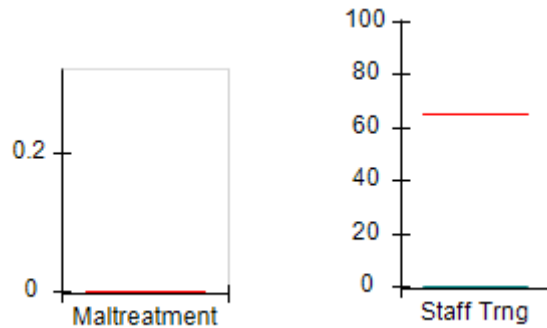
Overall Score (%)



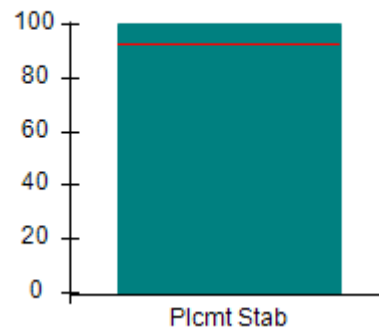
OPM Monitoring Reviews (%)



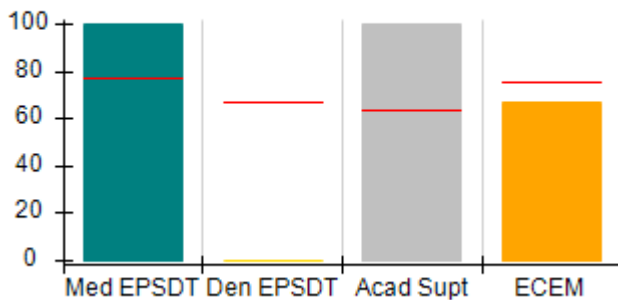
Safety Outcomes (%)



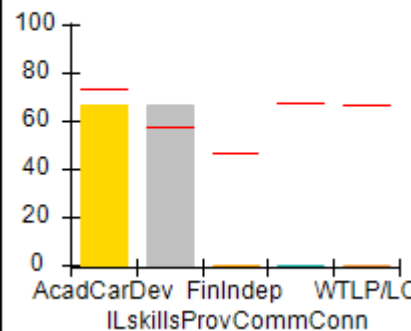
Permanency Outcomes (%)



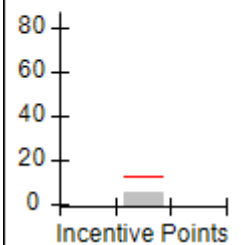
Well-Being Outcomes (%)



ILP/TLP Outcomes (%)



Incentives Earned (Points)





# Performance-Based Placement Measures

## RBWO Provider GA+SCORECARD - ILP/TLP

Report Quarter: Q3 FY2017

Provider/Program Name: CHRIS 180 Inc. - Summit Trail Girls ILP (4674) - CCI				
2045 Graham Circle SE Building E, Atlanta, GA 30316-2933 Phone: 404-281-3845 Vendor ID# 35279		Quarterly Scores (Grades)		Current Quarter Score (Grade)
		Q1: 82.76 (B-)	Q2: 80.83 (B-)	53.11%
		Q3: 53.11 (F)	Q4: N/A	(F)
Program Census Information:		# Children in Care During Quarter: 1	# Placements During Quarter: 1	# Children in Care On Last Day: 1
	Avg Performance All ILP/TLPs (%)	Provider Performance (%)*	Possible Points (Weight)	Provider Points Earned
<b>OPM Monitoring Reviews</b>				
Annual Comprehensive Reviews	90%	96%	15	14.45
Safety Reviews	94%	98%	5	4.88
<b>Monitoring Sub-Total</b>			<b>20</b>	<b>19.33</b>
<b>ILP/TLP Safety Outcomes</b>				
Incidence of Maltreatment	0.00%	Not Eligible		
Staff Training	65%	0%	13	0.00
<b>Safety Sub-Total</b>			<b>13</b>	<b>0.00</b>
<b>ILP/TLP Permanency Outcomes</b>				
Placement Stability	93%	100%	3	3.00
<b>Permanency Sub-Total</b>			<b>3</b>	<b>3.00</b>
<b>ILP/TLP Well-Being Outcomes</b>				
EPSDT Medical Visits	77%	100%	4	4.00
EPSDT Dental Visits	67%	0%	4	0.00
Academic Supports	64%	100%	2	2.00
Provider ECEM Visits	76%	67%	4	2.68
Placements with Siblings	No Data	Not Eligible	Not Scored	Not Scored
Placements within Legal County	32%	Not Eligible	Not Scored	Not Scored
<b>Well-Being Sub-Total</b>			<b>14</b>	<b>8.68</b>
<b>ILP/TLP Specialty Outcomes</b>				
Academic/Career Development	73%	67%	10	6.70
Ind Living Skills Provision	58%	67%	15	10.05
Financial Independence	47%	0%	5	0.00
Community Connections	68%	0%	5	0.00
WTLP/Life Coach	66%	0%	15	0.00
<b>Specialty Sub-Total</b>			<b>50</b>	<b>16.75</b>

\*Performance calculation descriptions can be found in the FY 2017 RBWO PBP Measurements and Standards Guide.

Monitoring &amp; Outcomes: Possible Points = 100

Points Earned = 47.76



# Performance-Based Placement Measures RBWO Provider GA+SCORECARD - ILP/TLP

Report Quarter: Q3 FY2017

<b>Score Before Incentives Credit</b>	<b>47.76%</b>
<b>Incentives Awarded</b>	<b>05.35 pts</b>
<b>PBP Verification</b>	<b>N/A pts</b>
<b>Total Score</b>	<b>53.11%</b>

Provider/Program Name: CHRIS 180 Inc. - Summit Trail Girls ILP (4674) - CCI				
Program Census Information:		# Children in Care During Quarter: 1	# Placements During Quarter: 1	# Children in Care On Last Day: 1
ILP/TLP Incentive Credits	Avg Performance All ILP/TLPs (Points)	Provider Performance (%)*	Possible Points (Weight)	Provider Points Earned
No DJJ or DOC Involvement		67%	5	3.35
Extended Foster Care Services		Not Eligible	5	
Positive Permanency Connections		0%	5	0.00
High School Graduation/College Participation/Professional Certification		0%	20	0.00
Part-Time Employment with Medical Benefits		Not Eligible	20	
Living Arrangements at Discharge		Not Eligible	20	
Additional Academic Supports		Not Eligible	2	
Additional IL Skills Provision		0%	5	0.00
Active Agency Accreditation		50%	4	2.00
Staff Clinical Licensure		0%	5	0.00
<b>Incentives Total</b>	<b>12.99</b>		<b>91</b>	<b>5.35</b>

\*Performance calculation descriptions can be found in the FY 2017 RBWO PBP Measurements and Standards Guide.

Child Protective Services Investigations and Dispositions		
The following investigations data, which is not used for scoring but is considered significant to a provider's performance, is from Georgia SHINES and is not considered final or complete until the end of the fiscal year.		
Total Reports:	0	
Number Screened In:	0	
Number Screened Out:	0	
Number Substantiated:	0	
Number Unsubstantiated:	0	
Number Active CPS Investigations:	0	



# Performance-Based Placement Measures RBWO Provider GA+SCORECARD - ILP/TLP

Report Quarter: Q3 FY2017

**Provider/Program Name: Devereux GA Treatment Network - Project Plus (4429) - CCI**

1283 Kennestone Circle, Marietta, GA 30066

Phone: 770-795-9465

Vendor ID# 35306

## Quarterly Scores (Grades)

Q1: 96.86 (A)

Q2: 102.00 (A+)

Q3: 106.79 (A+)

Q4: N/A

## Current Quarter Score (Grade)

106.79%

(A+)

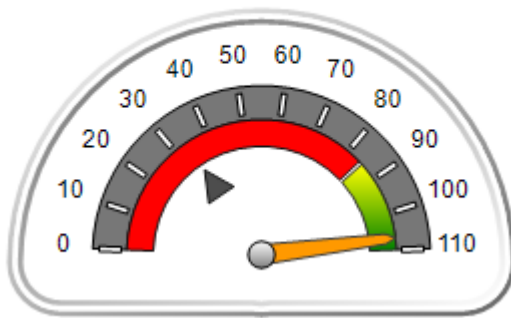
Program Census Information:

# Children in Care During  
Quarter: 6# Placements During  
Quarter: 6# Children in Care On Last  
Day: 4

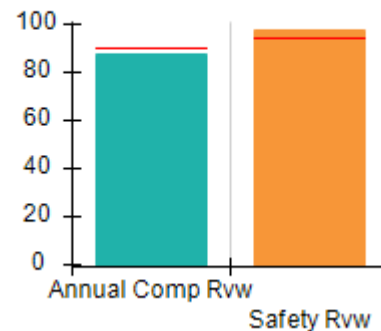
## Quarterly Provider Comparisons to All ILP/TLPs

indicates average for all ILP/TLPs

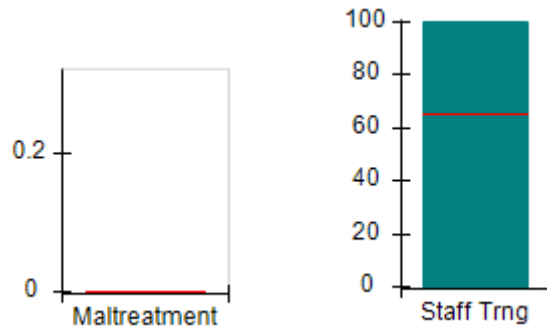
## Overall Score (%)



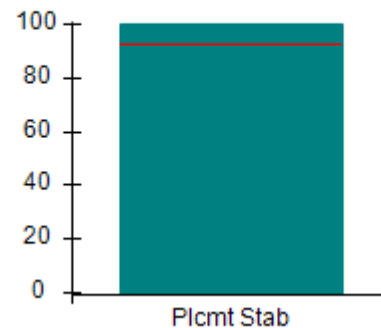
## OPM Monitoring Reviews (%)



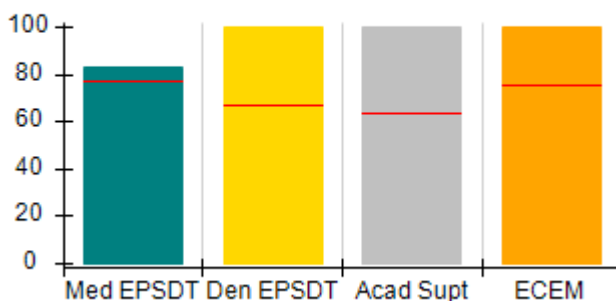
## Safety Outcomes (%)



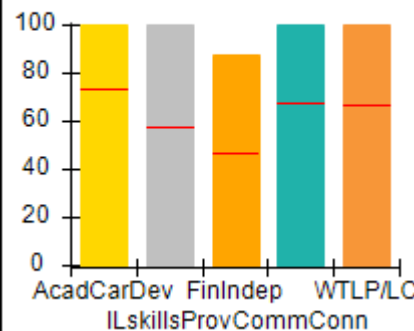
## Permanency Outcomes (%)



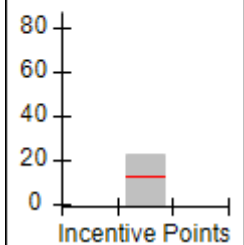
## Well-Being Outcomes (%)



## ILP/TLP Outcomes (%)



## Incentives Earned (Points)







# Performance-Based Placement Measures

## RBWO Provider GA+SCORECARD - ILP/TLP

Report Quarter: Q3 FY2017

Provider/Program Name: Devereux GA Treatment Network - Project Plus (4429) - CCI				
1283 Kennestone Circle, Marietta, GA 30066		Quarterly Scores (Grades)		Current Quarter Score (Grade)
Phone: 770-795-9465		Q1: 96.86 (A)	Q2: 102.00 (A+)	106.79% (A+)
Vendor ID# 35306		Q3: 106.79 (A+)	Q4: N/A	
Program Census Information:		# Children in Care During Quarter: 6	# Placements During Quarter: 6	# Children in Care On Last Day: 4
	Avg Performance All ILP/TLPs (%)	Provider Performance (%)*	Possible Points (Weight)	Provider Points Earned
<b>OPM Monitoring Reviews</b>				
Annual Comprehensive Reviews	90%	88%	15	13.19
Safety Reviews	94%	98%	5	4.88
<b>Monitoring Sub-Total</b>			<b>20</b>	<b>18.07</b>
<b>ILP/TLP Safety Outcomes</b>				
Incidence of Maltreatment	0.00%	No Substantiated Reports	3	3.00
Staff Training	65%	100%	10	10.00
<b>Safety Sub-Total</b>			<b>13</b>	<b>13.00</b>
<b>ILP/TLP Permanency Outcomes</b>				
Placement Stability	93%	100%	3	3.00
<b>Permanency Sub-Total</b>			<b>3</b>	<b>3.00</b>
<b>ILP/TLP Well-Being Outcomes</b>				
EPSDT Medical Visits	77%	83%	4	3.32
EPSDT Dental Visits	67%	100%	4	4.00
Academic Supports	64%	100%	2	2.00
Provider ECEM Visits	76%	100%	4	4.00
Placements with Siblings	No Data	Not Eligible	Not Scored	Not Scored
Placements within Legal County	32%	Not Eligible	Not Scored	Not Scored
<b>Well-Being Sub-Total</b>			<b>14</b>	<b>13.32</b>
<b>ILP/TLP Specialty Outcomes</b>				
Academic/Career Development	73%	100%	10	10.00
Ind Living Skills Provision	58%	100%	15	15.00
Financial Independence	47%	88%	5	4.40
Community Connections	68%	100%	5	5.00
WTLP/Life Coach	66%	100%	15	15.00
<b>Specialty Sub-Total</b>			<b>50</b>	<b>49.40</b>
*Performance calculation descriptions can be found in the FY 2017 RBWO PBP Measurements and Standards Guide.				

Monitoring &amp; Outcomes: Possible Points = 100

Points Earned = 96.79



# Performance-Based Placement Measures RBWO Provider GA+SCORECARD - ILP/TLP

Report Quarter: Q3 FY2017

<b>Score Before Incentives Credit</b>	<b>96.79%</b>
<b>Incentives Awarded</b>	<b>10.00 pts</b>
<b>PBP Verification</b>	<b>N/A pts</b>
<b>Total Score</b>	<b>106.79%</b>

Provider/Program Name: Devereux GA Treatment Network - Project Plus (4429) - CCI				
Program Census Information:		# Children in Care During Quarter: 6	# Placements During Quarter: 6	# Children in Care On Last Day: 4
ILP/TLP Incentive Credits	Avg Performance All ILP/TLPs (Points)	Provider Performance (%)*	Possible Points (Weight)	Provider Points Earned
No DJJ or DOC Involvement		94%	5	4.70
Extended Foster Care Services		100%	5	5.00
Positive Permanency Connections		0%	5	0.00
High School Graduation/College Participation/Professional Certification		0%	20	0.00
Part-Time Employment with Medical Benefits		0%	20	0.00
Living Arrangements at Discharge		50%	20	10.00
Additional Academic Supports		38%	2	0.76
Additional IL Skills Provision		38%	5	1.90
Active Agency Accreditation		0%	4	0.00
Staff Clinical Licensure		0%	5	0.00
<b>Incentives Total</b>	<b>12.99</b>		<b>91</b>	<b>22.36</b>
*Performance calculation descriptions can be found in the FY 2017 RBWO PBP Measurements and Standards Guide.				

Child Protective Services Investigations and Dispositions		
The following investigations data, which is not used for scoring but is considered significant to a provider's performance, is from Georgia SHINES and is not considered final or complete until the end of the fiscal year.		
Total Reports:	0	
Number Screened In:	0	
Number Screened Out:	0	
Number Substantiated:	0	
Number Unsubstantiated:	0	
Number Active CPS Investigations:	0	



# Performance-Based Placement Measures RBWO Provider GA+SCORECARD - ILP/TLP

Report Quarter: Q3 FY2017

**Provider/Program Name: Elks Aidmore Children's Center - ILP (5233) - CCI**

1105 Lake Point Ln., Stone Mountain, GA 30088

Phone: 770-483-3535

Vendor ID# 144120

Quarterly Scores (Grades)

Q1: 77.36 (C+)

Q2: 64.45 (D)

Q3: 70.97 (C-)

Q4: N/A

Current Quarter Score (Grade)

70.97%

(C-)

Program Census Information:

# Children in Care During Quarter: 3

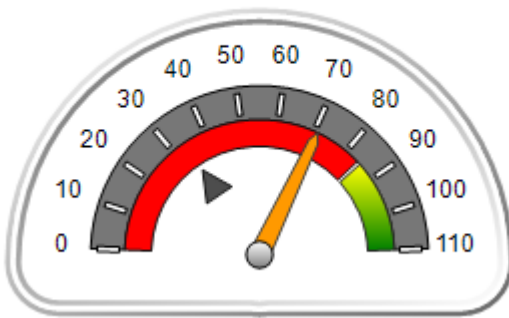
# Placements During Quarter: 3

# Children in Care On Last Day: 2

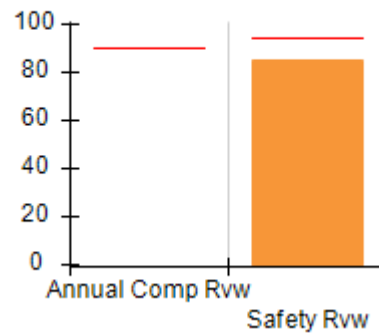
## Quarterly Provider Comparisons to All ILP/TLPs

▼ indicates average for all ILP/TLPs

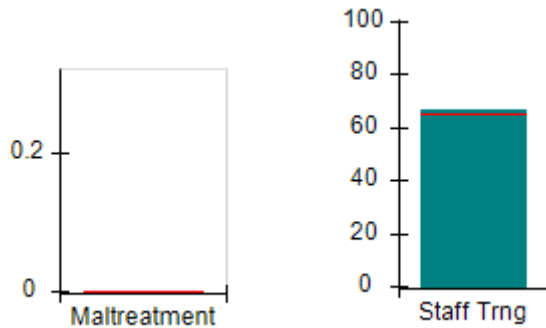
Overall Score (%)



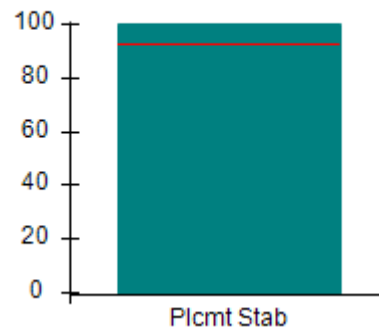
OPM Monitoring Reviews (%)



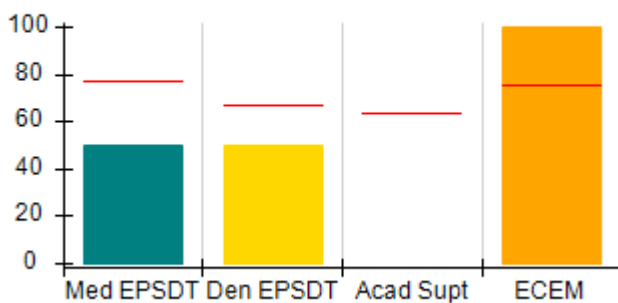
Safety Outcomes (%)



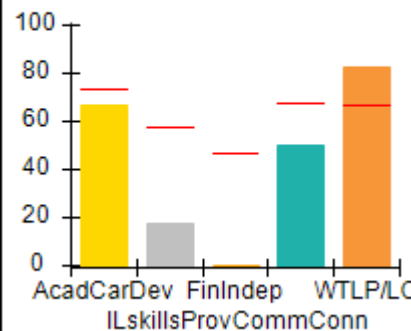
Permanency Outcomes (%)



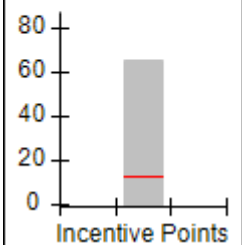
Well-Being Outcomes (%)



ILP/TLP Outcomes (%)



Incentives Earned (Points)





# Performance-Based Placement Measures RBWO Provider GA+SCORECARD - ILP/TLP

Report Quarter: Q3 FY2017

**Provider/Program Name: Elks Aidmore Children's Center - ILP (5233) - CCI**

1105 Lake Point Ln., Stone Mountain, GA 30088  Phone: 770-483-3535  Vendor ID# 144120	Quarterly Scores (Grades)		Current Quarter Score (Grade)
	Q1: 77.36 (C+)	Q2: 64.45 (D)	<b>70.97%</b>  <b>(C-)</b>
	Q3: 70.97 (C-)	Q4: N/A	

Program Census Information:	# Children in Care During Quarter: 3	# Placements During Quarter: 3	# Children in Care On Last Day: 2
-----------------------------	--------------------------------------	--------------------------------	-----------------------------------

	Avg Performance All ILP/TLPs (%)	Provider Performance (%)*	Possible Points (Weight)	Provider Points Earned
--	----------------------------------	---------------------------	--------------------------	------------------------

**OPM Monitoring Reviews**

Annual Comprehensive Reviews	90%	Not Yet Conducted		
Safety Reviews	94%	85%	5	4.25
<b>Monitoring Sub-Total</b>			<b>5</b>	<b>4.25</b>

**ILP/TLP Safety Outcomes**

Incidence of Maltreatment	0.00%	Not Eligible		
Staff Training	65%	67%	13	8.71
<b>Safety Sub-Total</b>			<b>13</b>	<b>8.71</b>

**ILP/TLP Permanency Outcomes**

Placement Stability	93%	100%	3	3.00
<b>Permanency Sub-Total</b>			<b>3</b>	<b>3.00</b>

**ILP/TLP Well-Being Outcomes**

EPSDT Medical Visits	77%	50%	4.7	2.00
EPSDT Dental Visits	67%	50%	4.7	2.00
Academic Supports	64%	Not Eligible		
Provider ECEM Visits	76%	100%	4.7	4.67
Placements with Siblings	No Data	Not Eligible	Not Scored	Not Scored
Placements within Legal County	32%	Not Eligible	Not Scored	Not Scored
<b>Well-Being Sub-Total</b>			<b>14</b>	<b>11.67</b>

**ILP/TLP Specialty Outcomes**

Academic/Career Development	73%	67%	10	6.70
Ind Living Skills Provision	58%	17%	15	2.55
Financial Independence	47%	0%	5	0.00
Community Connections	68%	50%	5	2.50
WTLP/Life Coach	66%	83%	15	12.45
<b>Specialty Sub-Total</b>			<b>50</b>	<b>24.20</b>

\*Performance calculation descriptions can be found in the FY 2017 RBWO PBP Measurements and Standards Guide.

<b>Monitoring &amp; Outcomes: Possible Points = 85</b>	<b>Points Earned = 51.83</b>
<b>Score Before Incentives Credit</b>	
<b>60.97%</b>	

**Performance-Based Placement Measures**  
**RBWO Provider GA+SCORECARD - ILP/TLP**

Report Quarter: Q3 FY2017

Incentives Awarded	10.00 pts
PBP Verification	N/A pts
<b>Total Score</b>	<b>70.97%</b>

**Provider/Program Name: Elks Aidmore Children's Center - ILP (5233) - CCI**

Program Census Information:		# Children in Care During Quarter: 3	# Placements During Quarter: 3	# Children in Care On Last Day: 2
ILP/TLP Incentive Credits	Avg Performance All ILP/TLPs (Points)	Provider Performance (%)*	Possible Points (Weight)	Provider Points Earned
No DJJ or DOC Involvement		67%	5	3.35
Extended Foster Care Services		Not Eligible	5	
Positive Permanency Connections		0%	5	0.00
High School Graduation/College Participation/Professional Certification		100%	20	20.00
Part-Time Employment with Medical Benefits		100%	20	20.00
Living Arrangements at Discharge		100%	20	20.00
Additional Academic Supports		Not Eligible	2	
Additional IL Skills Provision		0%	5	0.00
Active Agency Accreditation		50%	4	2.00
Staff Clinical Licensure		0%	5	0.00
<b>Incentives Total</b>	<b>12.99</b>		<b>91</b>	<b>65.35</b>

\*Performance calculation descriptions can be found in the FY 2017 RBWO PBP Measurements and Standards Guide.

**Child Protective Services Investigations and Dispositions**

The following investigations data, which is not used for scoring but is considered significant to a provider's performance, is from Georgia SHINES and is not considered final or complete until the end of the fiscal year.

Total Reports:	0	
Number Screened In:	0	
Number Screened Out:	0	
Number Substantiated:	0	
Number Unsubstantiated:	0	
Number Active CPS Investigations:	0	



# Performance-Based Placement Measures

## RBWO Provider GA+SCORECARD - ILP/TLP

Report Quarter: Q3 FY2017

**Provider/Program Name: Elks Aidmore Children's Center - Transitional Living Program (629) - CCI**

2394 Morrison Rd., Conyers, GA 30094

Phone: 770-483-3535

Vendor ID# 53063

## Quarterly Scores (Grades)

## Current Quarter Score (Grade)

Q1: 105.33 (A+)

Q2: 97.95 (A+)

95.09%

Q3: 95.09 (A)

Q4: N/A

(A)

Program Census Information:

# Children in Care During Quarter: 16

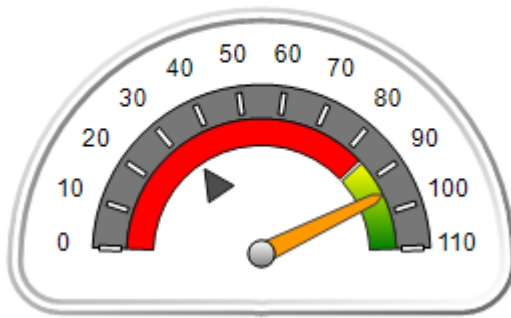
# Placements During Quarter: 16

# Children in Care On Last Day: 11

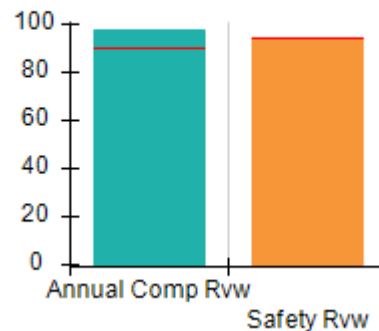
### Quarterly Provider Comparisons to All ILP/TLPs

indicates average for all ILP/TLPs

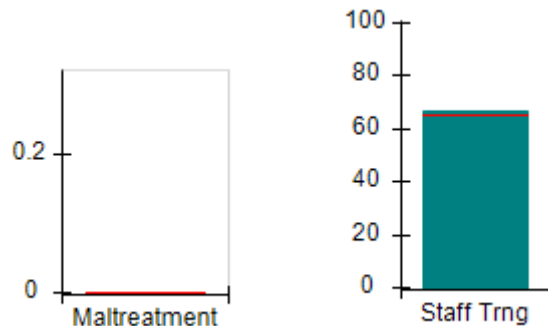
## Overall Score (%)



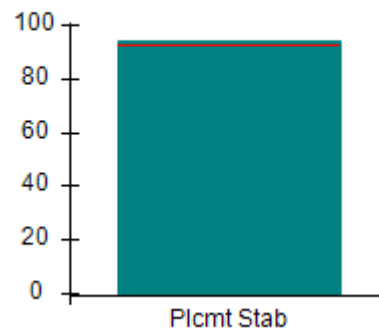
## OPM Monitoring Reviews (%)



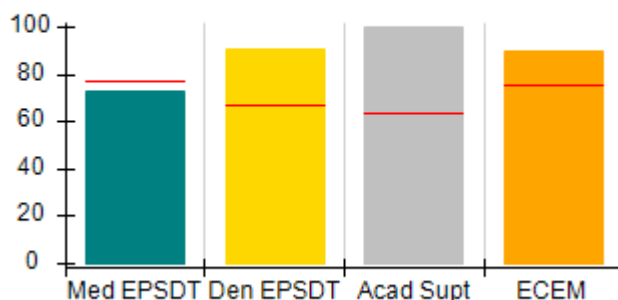
## Safety Outcomes (%)



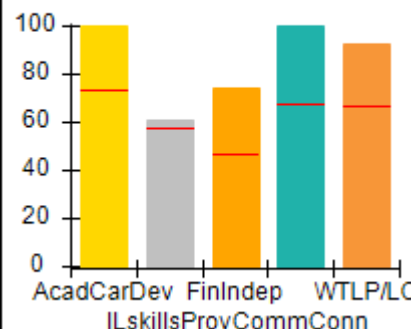
## Permanency Outcomes (%)



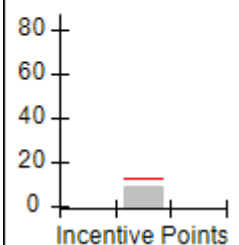
## Well-Being Outcomes (%)



## ILP/TLP Outcomes (%)



## Incentives Earned (Points)





# Performance-Based Placement Measures RBWO Provider GA+SCORECARD - ILP/TLP

Report Quarter: Q3 FY2017

Provider/Program Name: Elks Aidmore Children's Center - Transitional Living Program (629) - CCI				
2394 Morrison Rd., Conyers, GA 30094		Quarterly Scores (Grades)		Current Quarter Score (Grade)
Phone: 770-483-3535		Q1: 105.33 (A+)	Q2: 97.95 (A+)	95.09% (A)
Vendor ID# 53063		Q3: 95.09 (A)	Q4: N/A	
Program Census Information:		# Children in Care During Quarter: 16	# Placements During Quarter: 16	# Children in Care On Last Day: 11
	Avg Performance All ILP/TLPs (%)	Provider Performance (%)*	Possible Points (Weight)	Provider Points Earned
<b>OPM Monitoring Reviews</b>				
Annual Comprehensive Reviews	90%	98%	15	14.70
Safety Reviews	94%	94%	5	4.71
<b>Monitoring Sub-Total</b>			<b>20</b>	<b>19.41</b>
<b>ILP/TLP Safety Outcomes</b>				
Incidence of Maltreatment	0.00%	No Substantiated Reports	3	3.00
Staff Training	65%	67%	10	6.70
<b>Safety Sub-Total</b>			<b>13</b>	<b>9.70</b>
<b>ILP/TLP Permanency Outcomes</b>				
Placement Stability	93%	94%	3	2.82
<b>Permanency Sub-Total</b>			<b>3</b>	<b>2.82</b>
<b>ILP/TLP Well-Being Outcomes</b>				
EPSDT Medical Visits	77%	73%	4	2.92
EPSDT Dental Visits	67%	91%	4	3.64
Academic Supports	64%	100%	2	2.00
Provider ECEM Visits	76%	90%	4	3.60
Placements with Siblings	No Data	100%	Not Scored	Not Scored
Placements within Legal County	32%	0%	Not Scored	Not Scored
<b>Well-Being Sub-Total</b>			<b>14</b>	<b>12.16</b>
<b>ILP/TLP Specialty Outcomes</b>				
Academic/Career Development	73%	100%	10	10.00
Ind Living Skills Provision	58%	61%	15	9.15
Financial Independence	47%	74%	5	3.70
Community Connections	68%	100%	5	5.00
WTLP/Life Coach	66%	93%	15	13.95
<b>Specialty Sub-Total</b>			<b>50</b>	<b>41.80</b>
*Performance calculation descriptions can be found in the FY 2017 RBWO PBP Measurements and Standards Guide.				

Monitoring &amp; Outcomes: Possible Points = 100

Points Earned = 85.89



# Performance-Based Placement Measures RBWO Provider GA+SCORECARD - ILP/TLP

Report Quarter: Q3 FY2017

<b>Score Before Incentives Credit</b>	<b>85.89%</b>
<b>Incentives Awarded</b>	<b>09.20 pts</b>
<b>PBP Verification</b>	<b>N/A pts</b>
<b>Total Score</b>	<b>95.09%</b>

## Provider/Program Name: Elks Aidmore Children's Center - Transitional Living Program (629) - CCI

Program Census Information:		# Children in Care During Quarter: 16	# Placements During Quarter: 16	# Children in Care On Last Day: 11
ILP/TLP Incentive Credits	Avg Performance All ILP/TLPs (Points)	Provider Performance (%)*	Possible Points (Weight)	Provider Points Earned
No DJJ or DOC Involvement		97%	5	4.85
Extended Foster Care Services		0%	5	0.00
Positive Permanency Connections		0%	5	0.00
High School Graduation/College Participation/Professional Certification		0%	20	0.00
Part-Time Employment with Medical Benefits		0%	20	0.00
Living Arrangements at Discharge		0%	20	0.00
Additional Academic Supports		100%	2	2.00
Additional IL Skills Provision		47%	5	2.35
Active Agency Accreditation		0%	4	0.00
Staff Clinical Licensure		0%	5	0.00
<b>Incentives Total</b>	<b>12.99</b>		<b>91</b>	<b>9.20</b>

\*Performance calculation descriptions can be found in the FY 2017 RBWO PBP Measurements and Standards Guide.

### Child Protective Services Investigations and Dispositions

The following investigations data, which is not used for scoring but is considered significant to a provider's performance, is from Georgia SHINES and is not considered final or complete until the end of the fiscal year.

Total Reports:	0	
Number Screened In:	0	
Number Screened Out:	0	
Number Substantiated:	0	
Number Unsubstantiated:	0	
Number Active CPS Investigations:	0	





## Performance-Based Placement Measures RBWO Provider GA+SCORECARD - ILP/TLP

Report Quarter: Q3 FY2017

**Provider/Program Name: Embracing Communities, Inc. - ILP (5198) - CCI**4292 Memorial Drive Suite C, Decatur, GA  
30032

Phone: 678-435-5769

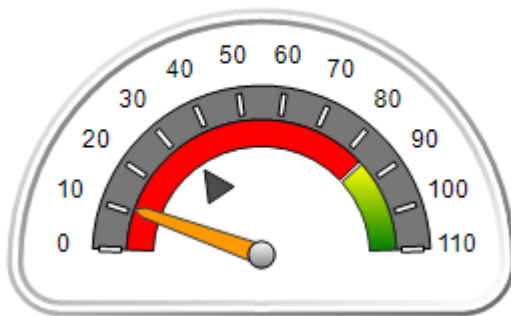
Vendor ID# 126185

	Quarterly Scores (Grades)		Current Quarter Score (Grade)
	Q1: 27.38 (F)	Q2: 11.95 (F)	11.06% (F)
	Q3: 11.06 (F)	Q4: N/A	
Program Census Information:	# Children in Care During Quarter: 3	# Placements During Quarter: 3	# Children in Care On Last Day: 3

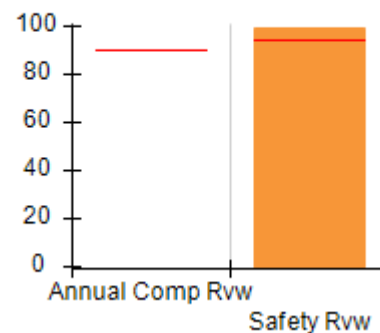
### Quarterly Provider Comparisons to All ILP/TLPs

▼ — indicates average for all ILP/TLPs

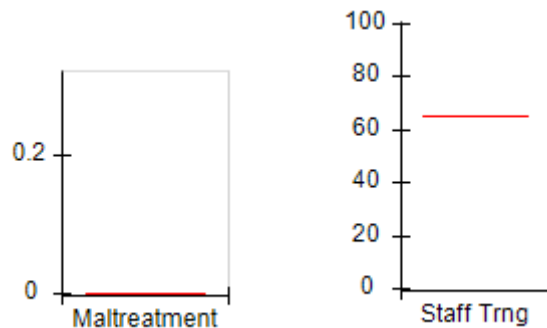
Overall Score (%)



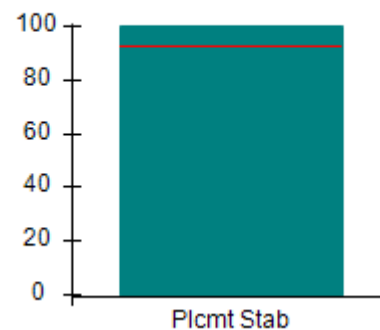
OPM Monitoring Reviews (%)



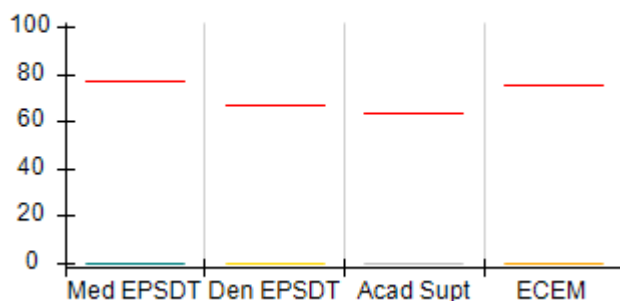
Safety Outcomes (%)



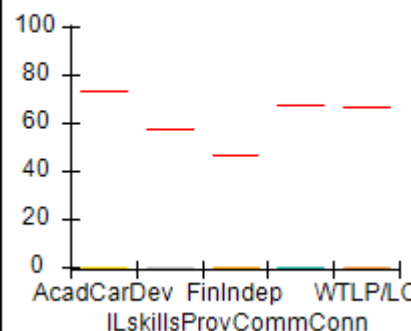
Permanency Outcomes (%)



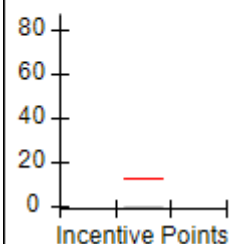
Well-Being Outcomes (%)



ILP/TLP Outcomes (%)



Incentives Earned (Points)





# Performance-Based Placement Measures

## RBWO Provider GA+SCORECARD - ILP/TLP

Report Quarter: Q3 FY2017

**Provider/Program Name: Embracing Communities, Inc. - ILP (5198) - CCI**

4292 Memorial Drive Suite C, Decatur, GA 30032

Phone: 678-435-5769

Vendor ID# 126185

**Quarterly Scores (Grades)****Current Quarter Score (Grade)**

Q1: 27.38 (F)

Q2: 11.95 (F)

**11.06%**  
**(F)**

Q3: 11.06 (F)

Q4: N/A

Program Census Information:

# Children in Care During  
Quarter: 3# Placements During  
Quarter: 3# Children in Care On  
Last Day: 3Avg  
Performance All  
ILP/TLPs (%)Provider  
Performance (%)\*Possible Points  
(Weight)Provider Points  
Earned**OPM Monitoring Reviews**

Annual Comprehensive Reviews	90%	Not Yet Conducted		
Safety Reviews	94%	99%	5	4.96
<b>Monitoring Sub-Total</b>			<b>5</b>	<b>4.96</b>

**ILP/TLP Safety Outcomes**

Incidence of Maltreatment	0.00%	Not Eligible		
Staff Training	65%	Not Eligible		
<b>Safety Sub-Total</b>			<b>N/A</b>	

**ILP/TLP Permanency Outcomes**

Placement Stability	93%	100%	3	3.00
<b>Permanency Sub-Total</b>			<b>3</b>	<b>3.00</b>

**ILP/TLP Well-Being Outcomes**

EPSDT Medical Visits	77%	0%	4	0.00
EPSDT Dental Visits	67%	0%	4	0.00
Academic Supports	64%	0%	2	0.00
Provider ECEM Visits	76%	0%	4	0.00
Placements with Siblings	No Data	Not Eligible	Not Scored	Not Scored
Placements within Legal County	32%	Not Eligible	Not Scored	Not Scored
<b>Well-Being Sub-Total</b>			<b>14</b>	<b>0.00</b>

**ILP/TLP Specialty Outcomes**

Academic/Career Development	73%	0%	10	0.00
Ind Living Skills Provision	58%	0%	15	0.00
Financial Independence	47%	0%	5	0.00
Community Connections	68%	0%	5	0.00
WTLP/Life Coach	66%	0%	15	0.00
<b>Specialty Sub-Total</b>			<b>50</b>	<b>0.00</b>

\*Performance calculation descriptions can be found in the FY 2017 RBWO PBP Measurements and Standards Guide.

**Monitoring & Outcomes: Possible Points = 72****Points Earned = 07.96****Score Before Incentives Credit****11.06%**



# Performance-Based Placement Measures RBWO Provider GA+SCORECARD - ILP/TLP

Report Quarter: Q3 FY2017

Incentives Awarded	00.00 pts
PBP Verification	N/A pts
<b>Total Score</b>	<b>11.06%</b>

**Provider/Program Name: Embracing Communities, Inc. - ILP (5198) - CCI**

Program Census Information:		# Children in Care During Quarter: 3	# Placements During Quarter: 3	# Children in Care On Last Day: 3
ILP/TLP Incentive Credits	Avg Performance All ILP/TLPs (Points)	Provider Performance (%)*	Possible Points (Weight)	Provider Points Earned
No DJJ or DOC Involvement		0%	5	0.00
Extended Foster Care Services		Not Eligible	5	
Positive Permanency Connections		0%	5	0.00
High School Graduation/College Participation/Professional Certification		0%	20	0.00
Part-Time Employment with Medical Benefits		Not Eligible	20	
Living Arrangements at Discharge		Not Eligible	20	
Additional Academic Supports		0%	2	0.00
Additional IL Skills Provision		0%	5	0.00
Active Agency Accreditation		0%	4	0.00
Staff Clinical Licensure		0%	5	0.00
<b>Incentives Total</b>	<b>12.99</b>		<b>91</b>	<b>0.00</b>

\*Performance calculation descriptions can be found in the FY 2017 RBWO PBP Measurements and Standards Guide.

**Child Protective Services Investigations and Dispositions**

The following investigations data, which is not used for scoring but is considered significant to a provider's performance, is from Georgia SHINES and is not considered final or complete until the end of the fiscal year.

Total Reports:	0	
Number Screened In:	0	
Number Screened Out:	0	
Number Substantiated:	0	
Number Unsubstantiated:	0	
Number Active CPS Investigations:	0	



# Performance-Based Placement Measures RBWO Provider GA+SCORECARD - ILP/TLP

Report Quarter: Q3 FY2017

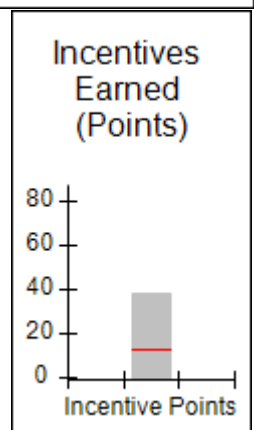
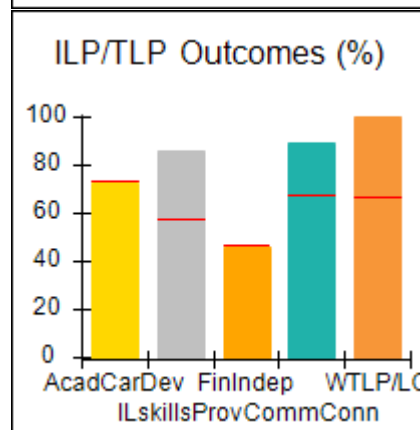
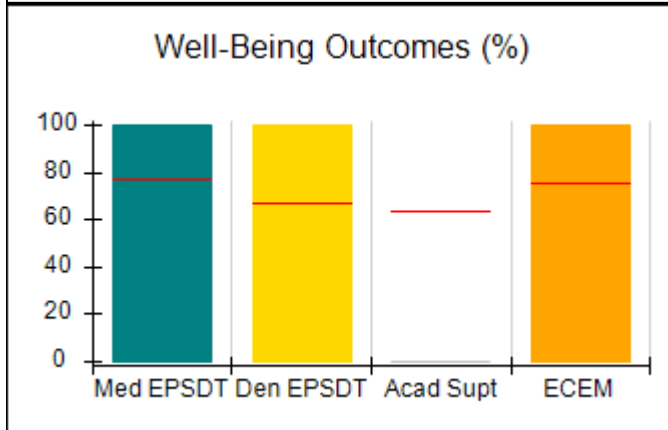
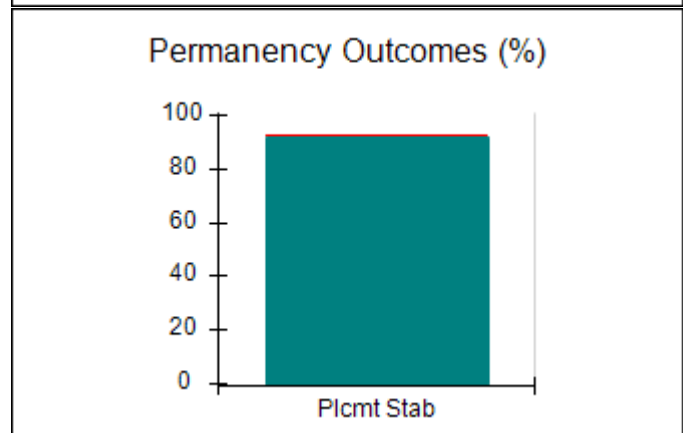
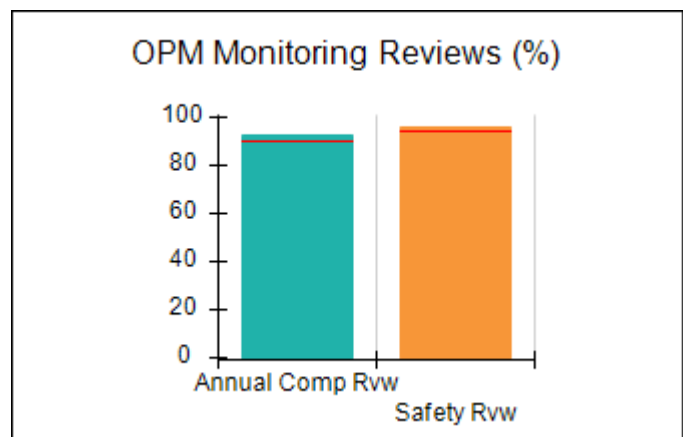
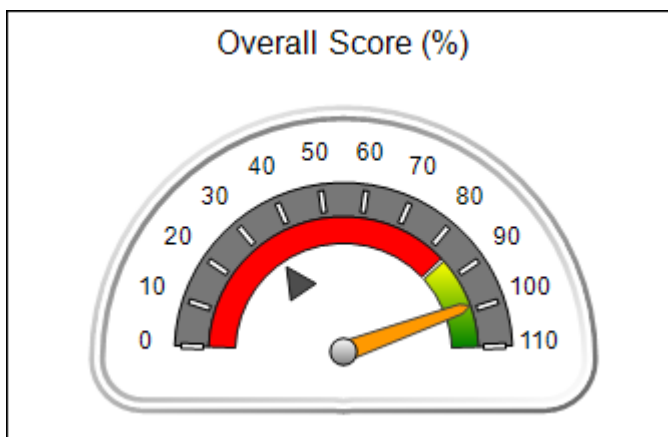
**Provider/Program Name: ENA, Inc., dba NECCO (formerly GA SAFE) - Albany ILP (5171) - CCI**

<b>2231 Dawson Road, Albany, GA 31707</b>  <b>Phone: 229-299-5095</b>  <b>Vendor ID# 119959</b>	Quarterly Scores (Grades)		Current Quarter Score (Grade)
	Q1: 104.81 (A+)	Q2: 100.88 (A+)	<b>98.78%</b> <b>(A+)</b>
	Q3: 98.78 (A+)	Q4: N/A	

Program Census Information:	# Children in Care During Quarter: 12	# Placements During Quarter: 12	# Children in Care On Last Day: 11
-----------------------------	---------------------------------------	---------------------------------	------------------------------------

## Quarterly Provider Comparisons to All ILP/TLPs

▼ — indicates average for all ILP/TLPs





# Performance-Based Placement Measures RBWO Provider GA+SCORECARD - ILP/TLP

Report Quarter: Q3 FY2017

**Provider/Program Name: ENA, Inc., dba NECCO (formerly GA SAFE) - Albany ILP (5171) - CCI**

<b>2231 Dawson Road, Albany, GA 31707</b>  <b>Phone: 229-299-5095</b>  <b>Vendor ID# 119959</b>	Quarterly Scores (Grades)		Current Quarter Score (Grade)
	Q1: 104.81 (A+)	Q2: 100.88 (A+)	98.78% (A+)
	Q3: 98.78 (A+)	Q4: N/A	

Program Census Information:	# Children in Care During Quarter: 12	# Placements During Quarter: 12	# Children in Care On Last Day: 11
-----------------------------	---------------------------------------	---------------------------------	------------------------------------

	Avg Performance All ILP/TLPs (%)	Provider Performance (%)*	Possible Points (Weight)	Provider Points Earned
--	----------------------------------	---------------------------	--------------------------	------------------------

**OPM Monitoring Reviews**

Annual Comprehensive Reviews	90%	92%	15	13.87
Safety Reviews	94%	96%	5	4.80
<b>Monitoring Sub-Total</b>			<b>20</b>	<b>18.67</b>

**ILP/TLP Safety Outcomes**

Incidence of Maltreatment	0.00%	No Substantiated Reports	3	3.00
Staff Training	65%	100%	10	10.00
<b>Safety Sub-Total</b>			<b>13</b>	<b>13.00</b>

**ILP/TLP Permanency Outcomes**

Placement Stability	93%	92%	3	2.76
<b>Permanency Sub-Total</b>			<b>3</b>	<b>2.76</b>

**ILP/TLP Well-Being Outcomes**

EPSDT Medical Visits	77%	100%	4	4.00
EPSDT Dental Visits	67%	100%	4	4.00
Academic Supports	64%	0%	2	0.00
Provider ECEM Visits	76%	100%	4	4.00
Placements with Siblings	No Data	0%	Not Scored	Not Scored
Placements within Legal County	32%	0%	Not Scored	Not Scored
<b>Well-Being Sub-Total</b>			<b>14</b>	<b>12.40</b>

**ILP/TLP Specialty Outcomes**

Academic/Career Development	73%	73%	10	7.30
Ind Living Skills Provision	58%	86%	15	12.90
Financial Independence	47%	46%	5	2.30
Community Connections	68%	89%	5	4.45
WTLP/Life Coach	66%	100%	15	15.00
<b>Specialty Sub-Total</b>			<b>50</b>	<b>41.95</b>

\*Performance calculation descriptions can be found in the FY 2017 RBWO PBP Measurements and Standards Guide.



# Performance-Based Placement Measures RBWO Provider GA+SCORECARD - ILP/TLP

Report Quarter: Q3 FY2017

<b>Monitoring &amp; Outcomes:</b>	<b>Possible Points = 100</b>	<b>Points Earned = 88.78</b>
<b>Score Before Incentives Credit</b>		<b>88.78%</b>
<b>Incentives Awarded</b>		<b>10.00 pts</b>
<b>PBP Verification</b>		<b>N/A pts</b>
<b>Total Score</b>		<b>98.78%</b>

## Provider/Program Name: ENA, Inc., dba NECCO (formerly GA SAFE) - Albany ILP (5171) - CCI

Program Census Information:		# Children in Care During Quarter: 12	# Placements During Quarter: 12	# Children in Care On Last Day: 11
ILP/TLP Incentive Credits	Avg Performance All ILP/TLPs (Points)	Provider Performance (%)*	Possible Points (Weight)	Provider Points Earned
No DJJ or DOC Involvement		100%	5	5.00
Extended Foster Care Services		100%	5	5.00
Positive Permanency Connections		13%	5	0.65
High School Graduation/College Participation/Professional Certification		20%	20	4.00
Part-Time Employment with Medical Benefits		100%	20	20.00
Living Arrangements at Discharge		0%	20	0.00
Additional Academic Supports		0%	2	0.00
Additional IL Skills Provision		26%	5	1.30
Active Agency Accreditation		50%	4	2.00
Staff Clinical Licensure		0%	5	0.00
<b>Incentives Total</b>	<b>12.99</b>		<b>91</b>	<b>37.95</b>

\*Performance calculation descriptions can be found in the FY 2017 RBWO PBP Measurements and Standards Guide.

### Child Protective Services Investigations and Dispositions

The following investigations data, which is not used for scoring but is considered significant to a provider's performance, is from Georgia SHINES and is not considered final or complete until the end of the fiscal year.

Total Reports:	0
Number Screened In:	0
Number Screened Out:	0
Number Substantiated:	0
Number Unsubstantiated:	0
Number Active CPS Investigations:	0



# Performance-Based Placement Measures RBWO Provider GA+SCORECARD - ILP/TLP

Report Quarter: Q3 FY2017

**Provider/Program Name: ENA, Inc., dba NECCO (formerly GA SAFE) - Jonesboro ILP (5136) - CCI**

9556 Tara Blvd., Jonesboro, GA 30236

Phone: 678-610-1933

Vendor ID# 114043

Quarterly Scores (Grades)

Current Quarter Score (Grade)

Q1: 87.61 (B+)

Q2: 85.24 (B)

81.34%

Q3: 81.34 (B-)

Q4: N/A

(B-)

Program Census Information:

# Children in Care During Quarter: 30

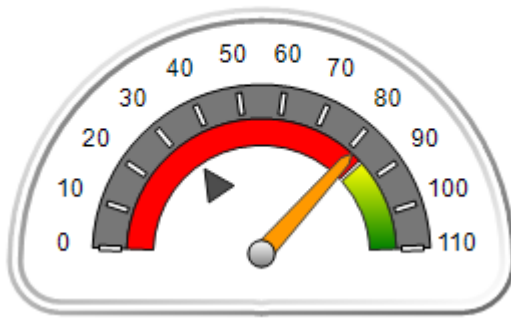
# Placements During Quarter: 30

# Children in Care On Last Day: 21

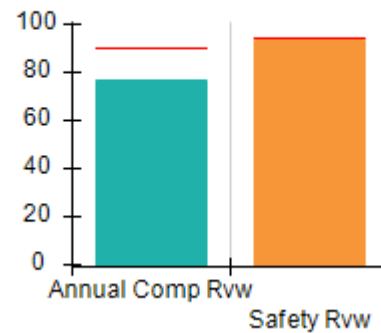
## Quarterly Provider Comparisons to All ILP/TLPs

▼ indicates average for all ILP/TLPs

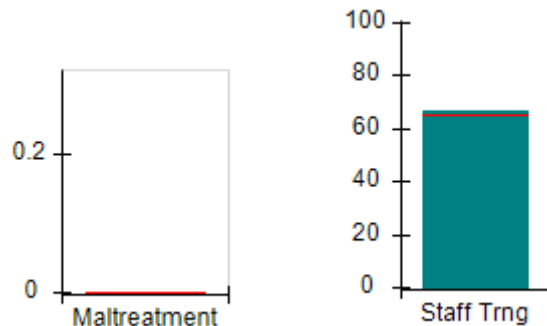
Overall Score (%)



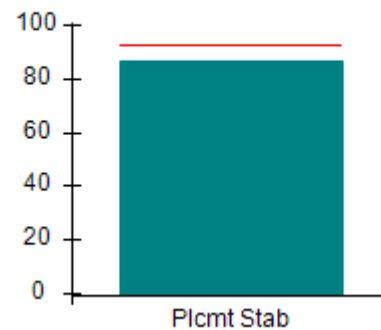
OPM Monitoring Reviews (%)



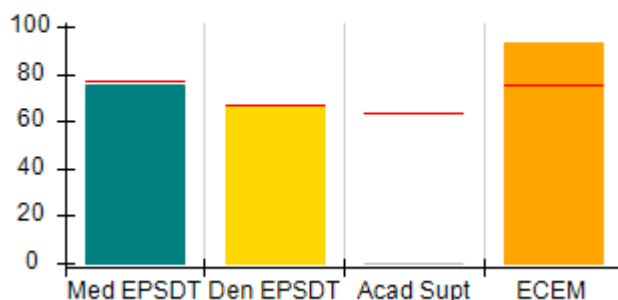
Safety Outcomes (%)



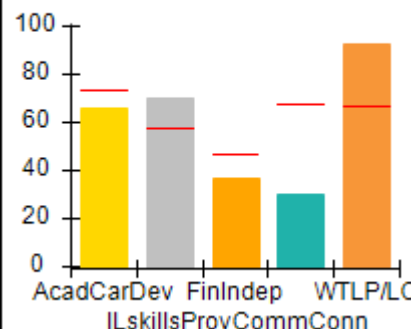
Permanency Outcomes (%)



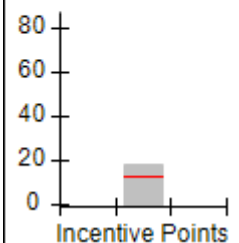
Well-Being Outcomes (%)



ILP/TLP Outcomes (%)



Incentives Earned (Points)





# Performance-Based Placement Measures RBWO Provider GA+SCORECARD - ILP/TLP

Report Quarter: Q3 FY2017

<b>Provider/Program Name: ENA, Inc., dba NECCO (formerly GA SAFE) - Jonesboro ILP (5136) - CCI</b>				
<b>9556 Tara Blvd., Jonesboro, GA 30236</b>		<b>Quarterly Scores (Grades)</b>		<b>Current Quarter Score (Grade)</b>
<b>Phone: 678-610-1933</b>		<b>Q1: 87.61 (B+)</b>	<b>Q2: 85.24 (B)</b>	<b>81.34%</b>
<b>Vendor ID# 114043</b>		<b>Q3: 81.34 (B-)</b>	<b>Q4: N/A</b>	<b>(B-)</b>
Program Census Information:		# Children in Care During Quarter: 30	# Placements During Quarter: 30	# Children in Care On Last Day: 21
	<b>Avg Performance All ILP/TLPs (%)</b>	<b>Provider Performance (%)*</b>	<b>Possible Points (Weight)</b>	<b>Provider Points Earned</b>
<b>OPM Monitoring Reviews</b>				
Annual Comprehensive Reviews	90%	77%	15	11.52
Safety Reviews	94%	94%	5	4.70
<b>Monitoring Sub-Total</b>			<b>20</b>	<b>16.22</b>
<b>ILP/TLP Safety Outcomes</b>				
Incidence of Maltreatment	0.00%	Not Eligible		
Staff Training	65%	67%	13	8.71
<b>Safety Sub-Total</b>			<b>13</b>	<b>8.71</b>
<b>ILP/TLP Permanency Outcomes</b>				
Placement Stability	93%	87%	3	2.61
<b>Permanency Sub-Total</b>			<b>3</b>	<b>2.61</b>
<b>ILP/TLP Well-Being Outcomes</b>				
EPSDT Medical Visits	77%	75%	4	3.00
EPSDT Dental Visits	67%	67%	4	2.68
Academic Supports	64%	0%	2	0.00
Provider ECEM Visits	76%	93%	4	3.72
Placements with Siblings	No Data	Not Eligible	Not Scored	Not Scored
Placements within Legal County	32%	0%	Not Scored	Not Scored
<b>Well-Being Sub-Total</b>			<b>14</b>	<b>9.40</b>
<b>ILP/TLP Specialty Outcomes</b>				
Academic/Career Development	73%	66%	10	6.60
Ind Living Skills Provision	58%	70%	15	10.50
Financial Independence	47%	37%	5	1.85
Community Connections	68%	30%	5	1.50
WTLP/Life Coach	66%	93%	15	13.95
<b>Specialty Sub-Total</b>			<b>50</b>	<b>34.40</b>
*Performance calculation descriptions can be found in the FY 2017 RBWO PBP Measurements and Standards Guide.				

Monitoring &amp; Outcomes: Possible Points = 100

Points Earned = 71.34

Score Before Incentives Credit

71.34%





# Performance-Based Placement Measures RBWO Provider GA+SCORECARD - ILP/TLP

Report Quarter: Q3 FY2017

Incentives Awarded	10.00 pts
PBP Verification	N/A pts
<b>Total Score</b>	<b>81.34%</b>

## Provider/Program Name: ENA, Inc., dba NECCO (formerly GA SAFE) - Jonesboro ILP (5136) - CCI

Program Census Information:		# Children in Care During Quarter: 30	# Placements During Quarter: 30	# Children in Care On Last Day: 21
ILP/TLP Incentive Credits	Avg Performance All ILP/TLPs (Points)	Provider Performance (%)*	Possible Points (Weight)	Provider Points Earned
No DJJ or DOC Involvement		92%	5	4.60
Extended Foster Care Services		Not Eligible	5	
Positive Permanency Connections		0%	5	0.00
High School Graduation/College Participation/Professional Certification		44%	20	8.80
Part-Time Employment with Medical Benefits		10%	20	2.00
Living Arrangements at Discharge		0%	20	0.00
Additional Academic Supports		0%	2	0.00
Additional IL Skills Provision		17%	5	0.85
Active Agency Accreditation		50%	4	2.00
Staff Clinical Licensure		0%	5	0.00
<b>Incentives Total</b>	<b>12.99</b>		<b>91</b>	<b>18.25</b>

\*Performance calculation descriptions can be found in the FY 2017 RBWO PBP Measurements and Standards Guide.

## Child Protective Services Investigations and Dispositions

The following investigations data, which is not used for scoring but is considered significant to a provider's performance, is from Georgia SHINES and is not considered final or complete until the end of the fiscal year.

Total Reports:	0	
Number Screened In:	0	
Number Screened Out:	0	
Number Substantiated:	0	
Number Unsubstantiated:	0	
Number Active CPS Investigations:	0	



# Performance-Based Placement Measures RBWO Provider GA+SCORECARD - ILP/TLP

Report Quarter: Q3 FY2017

**Provider/Program Name: ENA, Inc., dba NECCO (formerly GA SAFE) - Macon ILP (5172) - CCI**

150 North Crest Blvd, Macon, GA 31210

Phone: 478-254-2902

Vendor ID# 92617

## Quarterly Scores (Grades)

Q1: 90.19 (A-)

Q2: 91.80 (A-)

Q3: 83.69 (B-)

Q4: N/A

## Current Quarter Score (Grade)

**83.69%**

**(B-)**

Program Census Information:

# Children in Care During Quarter: 21

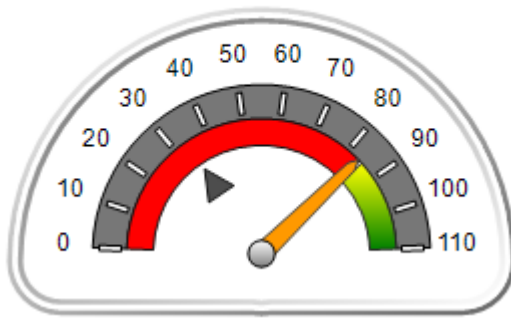
# Placements During Quarter: 21

# Children in Care On Last Day: 19

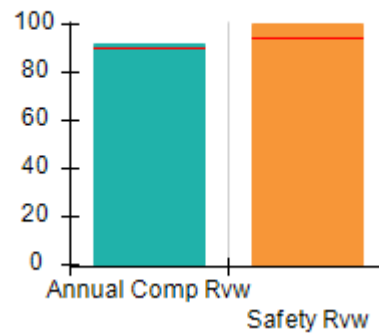
## Quarterly Provider Comparisons to All ILP/TLPs

▼ indicates average for all ILP/TLPs

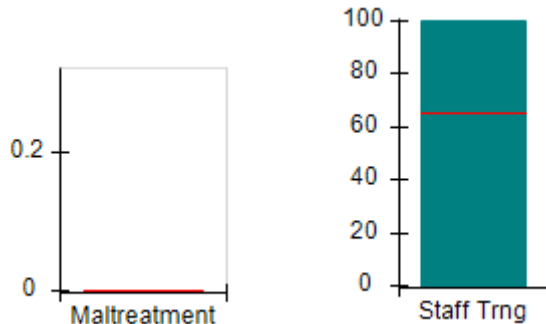
### Overall Score (%)



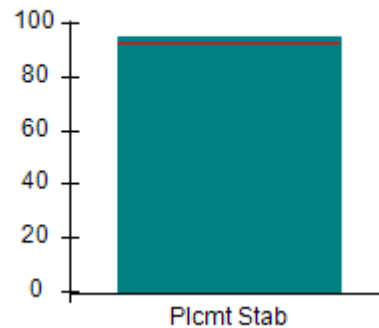
### OPM Monitoring Reviews (%)



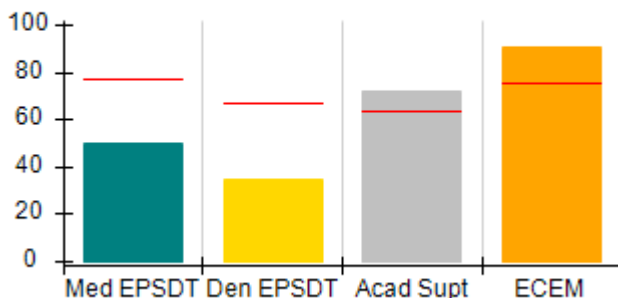
### Safety Outcomes (%)



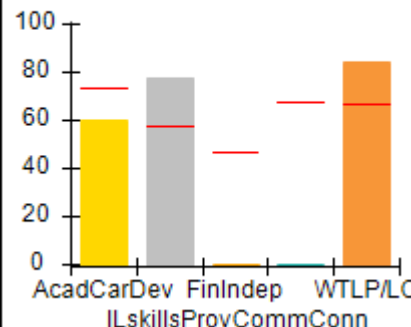
### Permanency Outcomes (%)



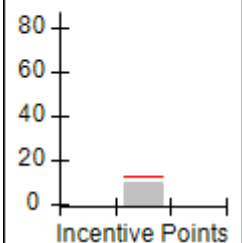
### Well-Being Outcomes (%)



### ILP/TLP Outcomes (%)



### Incentives Earned (Points)





# Performance-Based Placement Measures

## RBWO Provider GA+SCORECARD - ILP/TLP

Report Quarter: Q3 FY2017

**Provider/Program Name: ENA, Inc., dba NECCO (formerly GA SAFE) - Macon ILP (5172) - CCI**

<b>150 North Crest Blvd, Macon, GA 31210</b>  <b>Phone: 478-254-2902</b>  <b>Vendor ID# 92617</b>	<b>Quarterly Scores (Grades)</b>		<b>Current Quarter Score (Grade)</b>
	<b>Q1: 90.19 (A-)</b>	<b>Q2: 91.80 (A-)</b>	<b>83.69% (B-)</b>
	<b>Q3: 83.69 (B-)</b>	<b>Q4: N/A</b>	

Program Census Information:	# Children in Care During Quarter: 21	# Placements During Quarter: 21	# Children in Care On Last Day: 19
-----------------------------	---------------------------------------	---------------------------------	------------------------------------

	<b>Avg Performance All ILP/TLPs (%)</b>	<b>Provider Performance (%)*</b>	<b>Possible Points (Weight)</b>	<b>Provider Points Earned</b>
--	---	----------------------------------	---------------------------------	-------------------------------

**OPM Monitoring Reviews**

Annual Comprehensive Reviews	90%	91%	15	13.72
Safety Reviews	94%	100%	5	5.00
<b>Monitoring Sub-Total</b>			<b>20</b>	<b>18.72</b>

**ILP/TLP Safety Outcomes**

Incidence of Maltreatment	0.00%	No Substantiated Reports	3	3.00
Staff Training	65%	100%	10	10.00
<b>Safety Sub-Total</b>			<b>13</b>	<b>13.00</b>

**ILP/TLP Permanency Outcomes**

Placement Stability	93%	95%	3	2.85
<b>Permanency Sub-Total</b>			<b>3</b>	<b>2.85</b>

**ILP/TLP Well-Being Outcomes**

EPSDT Medical Visits	77%	50%	4	2.00
EPSDT Dental Visits	67%	35%	4	1.40
Academic Supports	64%	72%	2	1.44
Provider ECEM Visits	76%	91%	4	3.64
Placements with Siblings	No Data	0%	Not Scored	Not Scored
Placements within Legal County	32%	0%	Not Scored	Not Scored
<b>Well-Being Sub-Total</b>			<b>14</b>	<b>8.82</b>

**ILP/TLP Specialty Outcomes**

Academic/Career Development	73%	60%	10	6.00
Ind Living Skills Provision	58%	78%	15	11.70
Financial Independence	47%	0%	5	0.00
Community Connections	68%	0%	5	0.00
WTLP/Life Coach	66%	84%	15	12.60
<b>Specialty Sub-Total</b>			<b>50</b>	<b>30.30</b>

\*Performance calculation descriptions can be found in the FY 2017 RBWO PBP Measurements and Standards Guide.

**Monitoring & Outcomes: Possible Points = 100****Points Earned = 73.69**



DHS, DFCS, Office of Provider Management  
**Performance-Based Placement Measures**  
**RBWO Provider GA+SCORECARD - ILP/TLP**



Report Quarter: Q3 FY2017

<b>Score Before Incentives Credit</b>	<b>73.69%</b>
<b>Incentives Awarded</b>	<b>10.00 pts</b>
<b>PBP Verification</b>	<b>N/A pts</b>
<b>Total Score</b>	<b>83.69%</b>

**Provider/Program Name: ENA, Inc., dba NECCO (formerly GA SAFE) - Macon ILP (5172) - CCI**

Program Census Information:		# Children in Care During Quarter: 21	# Placements During Quarter: 21	# Children in Care On Last Day: 19
ILP/TLP Incentive Credits	Avg Performance All ILP/TLPs (Points)	Provider Performance (%)*	Possible Points (Weight)	Provider Points Earned
No DJJ or DOC Involvement		100%	5	5.00
Extended Foster Care Services		67%	5	3.35
Positive Permanency Connections		0%	5	0.00
High School Graduation/College Participation/Professional Certification		0%	20	0.00
Part-Time Employment with Medical Benefits		0%	20	0.00
Living Arrangements at Discharge		0%	20	0.00
Additional Academic Supports		0%	2	0.00
Additional IL Skills Provision		0%	5	0.00
Active Agency Accreditation		50%	4	2.00
Staff Clinical Licensure		0%	5	0.00
<b>Incentives Total</b>	<b>12.99</b>		<b>91</b>	<b>10.35</b>

\*Performance calculation descriptions can be found in the FY 2017 RBWO PBP Measurements and Standards Guide.

**Child Protective Services Investigations and Dispositions**

The following investigations data, which is not used for scoring but is considered significant to a provider's performance, is from Georgia SHINES and is not considered final or complete until the end of the fiscal year.

Total Reports:	0	
Number Screened In:	0	
Number Screened Out:	0	
Number Substantiated:	0	
Number Unsubstantiated:	0	
Number Active CPS Investigations:	0	



# Performance-Based Placement Measures RBWO Provider GA+SCORECARD - ILP/TLP

Report Quarter: Q3 FY2017

**Provider/Program Name: ENA, Inc., dba NECCO (formerly GA SAFE) - Martinez ILP (5137) - CCI**

4424 Columbia Rd., Martinez, GA 30907

Phone: 706-210-3435

Vendor ID# 114072

Quarterly Scores (Grades)		Current Quarter Score (Grade)
Q1: 88.39 (B+)	Q2: 71.24 (C-)	83.41% (B-)
Q3: 83.41 (B-)	Q4: N/A	

Program Census Information:

# Children in Care During Quarter: 7

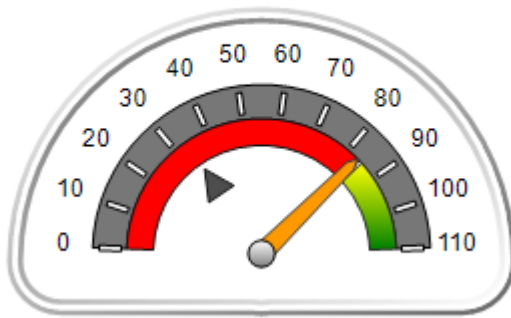
# Placements During Quarter: 7

# Children in Care On Last Day: 7

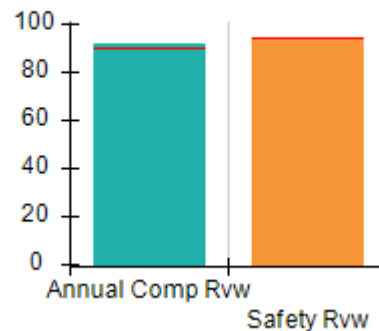
## Quarterly Provider Comparisons to All ILP/TLPs

indicates average for all ILP/TLPs

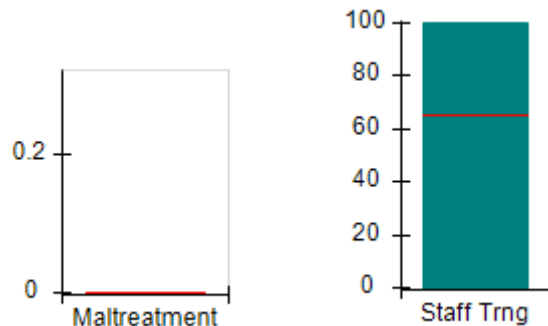
Overall Score (%)



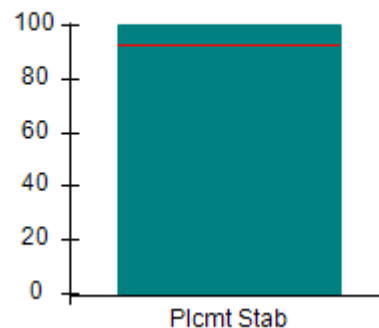
OPM Monitoring Reviews (%)



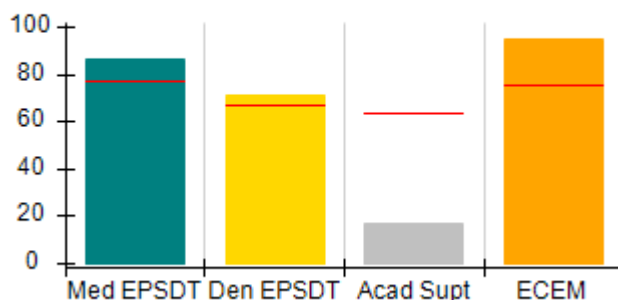
Safety Outcomes (%)



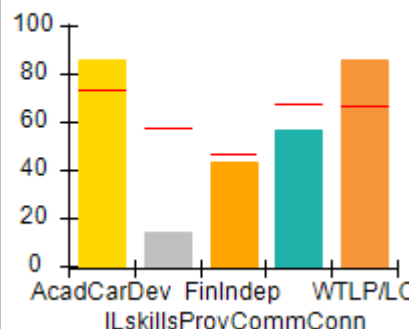
Permanency Outcomes (%)



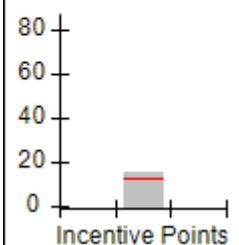
Well-Being Outcomes (%)



ILP/TLP Outcomes (%)



Incentives Earned (Points)





# Performance-Based Placement Measures RBWO Provider GA+SCORECARD - ILP/TLP

Report Quarter: Q3 FY2017

**Provider/Program Name: ENA, Inc., dba NECCO (formerly GA SAFE) - Martinez ILP (5137) - CCI**

<b>4424 Columbia Rd., Martinez, GA 30907</b>  <b>Phone: 706-210-3435</b>  <b>Vendor ID# 114072</b>	Quarterly Scores (Grades)		Current Quarter Score (Grade)
	Q1: 88.39 (B+)	Q2: 71.24 (C-)	83.41%
	Q3: 83.41 (B-)	Q4: N/A	(B-)

Program Census Information:	# Children in Care During Quarter: 7	# Placements During Quarter: 7	# Children in Care On Last Day: 7
-----------------------------	--------------------------------------	--------------------------------	-----------------------------------

	Avg Performance All ILP/TLPs (%)	Provider Performance (%)*	Possible Points (Weight)	Provider Points Earned
--	----------------------------------	---------------------------	--------------------------	------------------------

**OPM Monitoring Reviews**

Annual Comprehensive Reviews	90%	92%	15	13.73
Safety Reviews	94%	93%	5	4.66
<b>Monitoring Sub-Total</b>			<b>20</b>	<b>18.39</b>

**ILP/TLP Safety Outcomes**

Incidence of Maltreatment	0.00%	Not Eligible		
Staff Training	65%	100%	13	13.00
<b>Safety Sub-Total</b>			<b>13</b>	<b>13.00</b>

**ILP/TLP Permanency Outcomes**

Placement Stability	93%	100%	3	3.00
<b>Permanency Sub-Total</b>			<b>3</b>	<b>3.00</b>

**ILP/TLP Well-Being Outcomes**

EPSDT Medical Visits	77%	86%	4	3.44
EPSDT Dental Visits	67%	71%	4	2.84
Academic Supports	64%	17%	2	0.34
Provider ECEM Visits	76%	95%	4	3.80
Placements with Siblings	No Data	67%	Not Scored	Not Scored
Placements within Legal County	32%	Not Eligible	Not Scored	Not Scored
<b>Well-Being Sub-Total</b>			<b>14</b>	<b>10.42</b>

**ILP/TLP Specialty Outcomes**

Academic/Career Development	73%	86%	10	8.60
Ind Living Skills Provision	58%	14%	15	2.10
Financial Independence	47%	43%	5	2.15
Community Connections	68%	57%	5	2.85
WTLP/Life Coach	66%	86%	15	12.90
<b>Specialty Sub-Total</b>			<b>50</b>	<b>28.60</b>

\*Performance calculation descriptions can be found in the FY 2017 RBWO PBP Measurements and Standards Guide.

<b>Monitoring &amp; Outcomes: Possible Points = 100</b>	<b>Points Earned = 73.41</b>
<b>Score Before Incentives Credit 73.41%</b>	

**Performance-Based Placement Measures**  
**RBWO Provider GA+SCORECARD - ILP/TLP**

Report Quarter: Q3 FY2017

Incentives Awarded	10.00 pts
PBP Verification	N/A pts
<b>Total Score</b>	<b>83.41%</b>

**Provider/Program Name: ENA, Inc., dba NECCO (formerly GA SAFE) - Martinez ILP (5137) - CCI**

Program Census Information:		# Children in Care During Quarter: 7	# Placements During Quarter: 7	# Children in Care On Last Day: 7
<b>ILP/TLP Incentive Credits</b>	<b>Avg Performance All ILP/TLPs (Points)</b>	<b>Provider Performance (%)*</b>	<b>Possible Points (Weight)</b>	<b>Provider Points Earned</b>
No DJJ or DOC Involvement		90%	5	4.50
Extended Foster Care Services		Not Eligible	5	
Positive Permanency Connections		0%	5	0.00
High School Graduation/College Participation/Professional Certification		43%	20	8.60
Part-Time Employment with Medical Benefits		Not Eligible	20	
Living Arrangements at Discharge		Not Eligible	20	
Additional Academic Supports		0%	2	0.00
Additional IL Skills Provision		5%	5	0.25
Active Agency Accreditation		50%	4	2.00
Staff Clinical Licensure		0%	5	0.00
<b>Incentives Total</b>	<b>12.99</b>		<b>91</b>	<b>15.35</b>

\*Performance calculation descriptions can be found in the FY 2017 RBWO PBP Measurements and Standards Guide.

**Child Protective Services Investigations and Dispositions**

The following investigations data, which is not used for scoring but is considered significant to a provider's performance, is from Georgia SHINES and is not considered final or complete until the end of the fiscal year.

Total Reports:	0	
Number Screened In:	0	
Number Screened Out:	0	
Number Substantiated:	0	
Number Unsubstantiated:	0	
Number Active CPS Investigations:	0	



# Performance-Based Placement Measures RBWO Provider GA+SCORECARD - ILP/TLP

Report Quarter: Q3 FY2017

**Provider/Program Name: Exquisite Care - ILP 2 (5240) - CCI**

100 Chase Ridge Dr., Riverdale, GA 30296

Phone: 770-580-0542

Vendor ID# 143545

Quarterly Scores (Grades)

Q1: 50.00 (F)

Q2: 40.22 (F)

Q3: 74.35 (C)

Q4: N/A

Current Quarter Score (Grade)

74.35%

(C)

Program Census Information:

# Children in Care During Quarter: 3

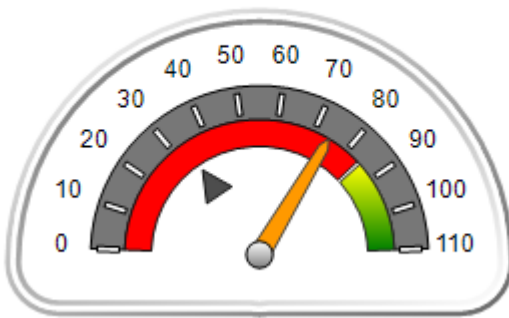
# Placements During Quarter: 3

# Children in Care On Last Day: 3

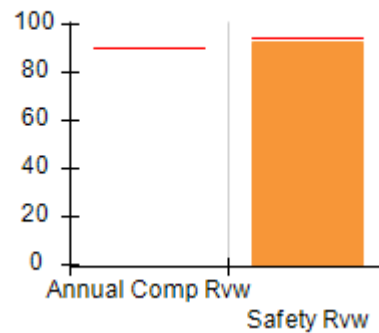
## Quarterly Provider Comparisons to All ILP/TLPs

▼ indicates average for all ILP/TLPs

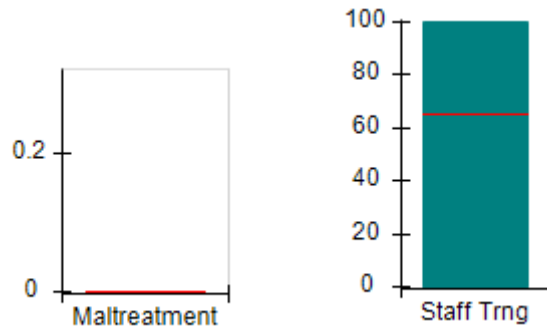
Overall Score (%)



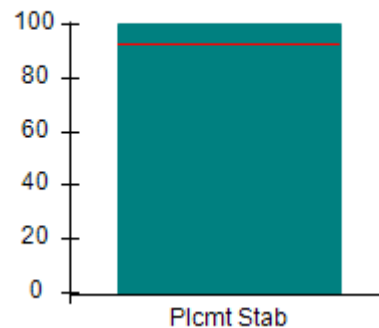
OPM Monitoring Reviews (%)



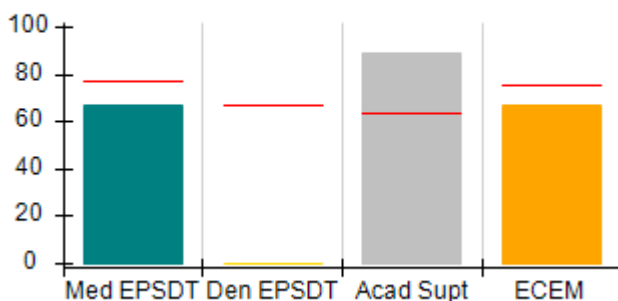
Safety Outcomes (%)



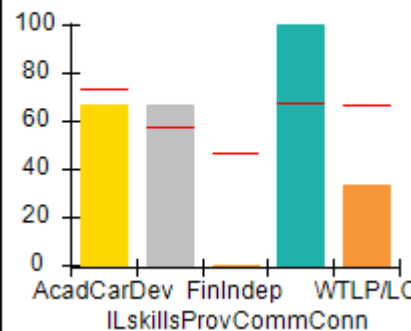
Permanency Outcomes (%)



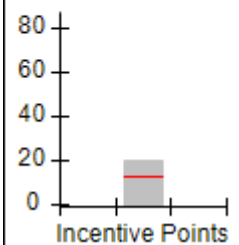
Well-Being Outcomes (%)



ILP/TLP Outcomes (%)



Incentives Earned (Points)







# Performance-Based Placement Measures

## RBWO Provider GA+SCORECARD - ILP/TLP

Report Quarter: Q3 FY2017

**Provider/Program Name: Exquisite Care - ILP 2 (5240) - CCI**

100 Chase Ridge Dr., Riverdale, GA 30296

Phone: 770-580-0542

Vendor ID# 143545

**Quarterly Scores (Grades)****Current Quarter Score (Grade)**

Q1: 50.00 (F)

Q2: 40.22 (F)

**74.35%  
(C)**

Q3: 74.35 (C)

Q4: N/A

Program Census Information:

# Children in Care During  
Quarter: 3# Placements During  
Quarter: 3# Children in Care On  
Last Day: 3Avg  
Performance All  
ILP/TLPs (%)Provider  
Performance (%)\*Possible Points  
(Weight)Provider Points  
Earned**OPM Monitoring Reviews**

Annual Comprehensive Reviews	90%	Not Yet Conducted		
Safety Reviews	94%	93%	5	4.64
<b>Monitoring Sub-Total</b>			<b>5</b>	<b>4.64</b>

**ILP/TLP Safety Outcomes**

Incidence of Maltreatment	0.00%	Not Eligible		
Staff Training	65%	100%	13	13.00
<b>Safety Sub-Total</b>			<b>13</b>	<b>13.00</b>

**ILP/TLP Permanency Outcomes**

Placement Stability	93%	100%	3	3.00
<b>Permanency Sub-Total</b>			<b>3</b>	<b>3.00</b>

**ILP/TLP Well-Being Outcomes**

EPSDT Medical Visits	77%	67%	4	2.68
EPSDT Dental Visits	67%	0%	4	0.00
Academic Supports	64%	89%	2	1.78
Provider ECEM Visits	76%	67%	4	2.68
Placements with Siblings	No Data	Not Eligible	Not Scored	Not Scored
Placements within Legal County	32%	Not Eligible	Not Scored	Not Scored
<b>Well-Being Sub-Total</b>			<b>14</b>	<b>7.36</b>

**ILP/TLP Specialty Outcomes**

Academic/Career Development	73%	67%	10	6.70
Ind Living Skills Provision	58%	67%	15	10.05
Financial Independence	47%	0%	5	0.00
Community Connections	68%	100%	5	5.00
WTLP/Life Coach	66%	33%	15	4.95
<b>Specialty Sub-Total</b>			<b>50</b>	<b>26.70</b>

\*Performance calculation descriptions can be found in the FY 2017 RBWO PBP Measurements and Standards Guide.

**Monitoring & Outcomes: Possible Points = 85****Points Earned = 54.70****Score Before Incentives Credit****64.35%**



DHS, DFCS, Office of Provider Management  
**Performance-Based Placement Measures**  
**RBWO Provider GA+SCORECARD - ILP/TLP**



Report Quarter: Q3 FY2017

Incentives Awarded	10.00 pts
PBP Verification	N/A pts
<b>Total Score</b>	<b>74.35%</b>

**Provider/Program Name: Exquisite Care - ILP 2 (5240) - CCI**

Program Census Information:		# Children in Care During Quarter: 3	# Placements During Quarter: 3	# Children in Care On Last Day: 3
ILP/TLP Incentive Credits	Avg Performance All ILP/TLPs (Points)	Provider Performance (%)*	Possible Points (Weight)	Provider Points Earned
No DJJ or DOC Involvement		100%	5	5.00
Extended Foster Care Services		Not Eligible	5	
Positive Permanency Connections		0%	5	0.00
High School Graduation/College Participation/Professional Certification		67%	20	13.40
Part-Time Employment with Medical Benefits		Not Eligible	20	
Living Arrangements at Discharge		Not Eligible	20	
Additional Academic Supports		40%	2	0.80
Additional IL Skills Provision		22%	5	1.10
Active Agency Accreditation		0%	4	0.00
Staff Clinical Licensure		0%	5	0.00
<b>Incentives Total</b>	<b>12.99</b>		<b>91</b>	<b>20.30</b>

\*Performance calculation descriptions can be found in the FY 2017 RBWO PBP Measurements and Standards Guide.

**Child Protective Services Investigations and Dispositions**

The following investigations data, which is not used for scoring but is considered significant to a provider's performance, is from Georgia SHINES and is not considered final or complete until the end of the fiscal year.

Total Reports:	0	
Number Screened In:	0	
Number Screened Out:	0	
Number Substantiated:	0	
Number Unsubstantiated:	0	
Number Active CPS Investigations:	0	



# Performance-Based Placement Measures

## RBWO Provider GA+SCORECARD - ILP/TLP

Report Quarter: Q3 FY2017

**Provider/Program Name: Families First - Transitional Living Program (643) - CCI**

1105 W. Peachtree St., Atlanta, GA 30309

Phone: 4048532844

Vendor ID# 35338

**Quarterly Scores (Grades)**

Q1: 71.98 (C-)

Q2: 79.92 (C+)

Q3: 66.08 (D)

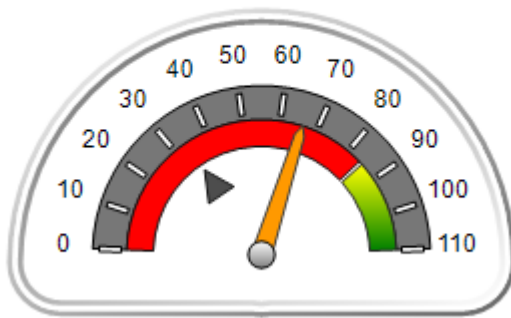
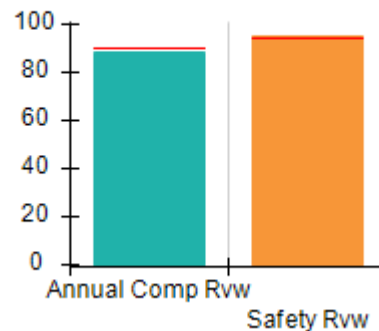
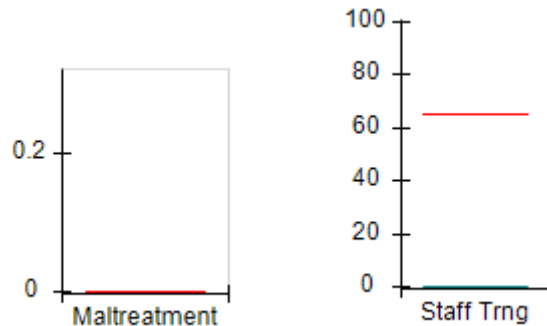
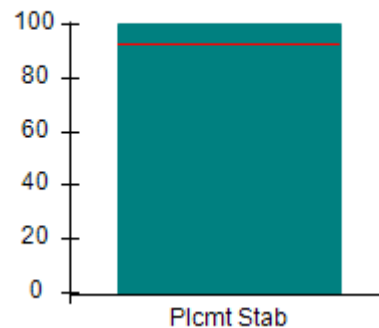
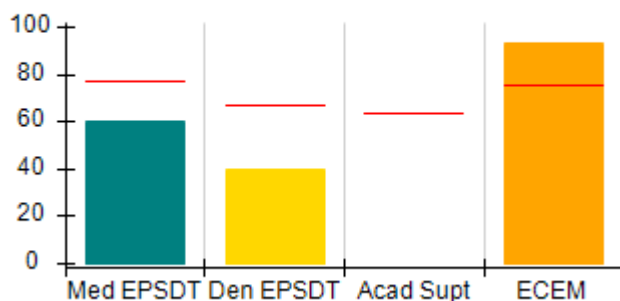
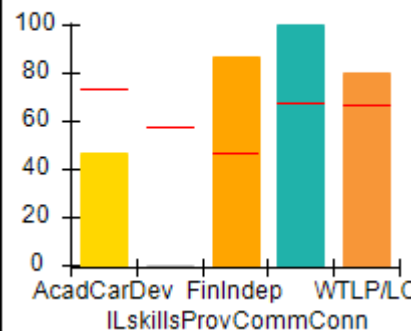
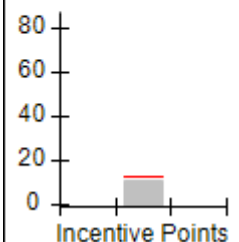
Q4: N/A

**Current Quarter Score (Grade)****66.08%****(D)**

Program Census Information:

# Children in Care During  
Quarter: 5# Placements During  
Quarter: 5# Children in Care On Last  
Day: 5**Quarterly Provider Comparisons to All ILP/TLPs**

indicates average for all ILP/TLPs

**Overall Score (%)****OPM Monitoring Reviews (%)****Safety Outcomes (%)****Permanency Outcomes (%)****Well-Being Outcomes (%)****ILP/TLP Outcomes (%)****Incentives Earned (Points)**



# Performance-Based Placement Measures

## RBWO Provider GA+SCORECARD - ILP/TLP

Report Quarter: Q3 FY2017

<b>Provider/Program Name: Families First - Transitional Living Program (643) - CCI</b>				
<b>1105 W. Peachtree St., Atlanta, GA 30309</b>		<b>Quarterly Scores (Grades)</b>		<b>Current Quarter Score (Grade)</b>
<b>Phone: 4048532844</b>		<b>Q1: 71.98 (C-)</b>	<b>Q2: 79.92 (C+)</b>	<b>66.08% (D)</b>
<b>Vendor ID# 35338</b>		<b>Q3: 66.08 (D)</b>	<b>Q4: N/A</b>	
Program Census Information:		# Children in Care During Quarter: 5	# Placements During Quarter: 5	# Children in Care On Last Day: 5
	<b>Avg Performance All ILP/TLPs (%)</b>	<b>Provider Performance (%)*</b>	<b>Possible Points (Weight)</b>	<b>Provider Points Earned</b>
<b>OPM Monitoring Reviews</b>				
Annual Comprehensive Reviews	90%	88%	15	13.25
Safety Reviews	94%	96%	5	4.78
<b>Monitoring Sub-Total</b>			<b>20</b>	<b>18.02</b>
<b>ILP/TLP Safety Outcomes</b>				
Incidence of Maltreatment	0.00%	Not Eligible		
Staff Training	65%	0%	13	0.00
<b>Safety Sub-Total</b>			<b>13</b>	<b>0.00</b>
<b>ILP/TLP Permanency Outcomes</b>				
Placement Stability	93%	100%	3	3.00
<b>Permanency Sub-Total</b>			<b>3</b>	<b>3.00</b>
<b>ILP/TLP Well-Being Outcomes</b>				
EPSDT Medical Visits	77%	60%	4.7	2.73
EPSDT Dental Visits	67%	40%	4.7	1.82
Academic Supports	64%	Not Eligible		
Provider ECEM Visits	76%	93%	4.7	4.34
Placements with Siblings	No Data	0%	Not Scored	Not Scored
Placements within Legal County	32%	Not Eligible	Not Scored	Not Scored
<b>Well-Being Sub-Total</b>			<b>14</b>	<b>9.01</b>
<b>ILP/TLP Specialty Outcomes</b>				
Academic/Career Development	73%	47%	10	4.70
Ind Living Skills Provision	58%	0%	15	0.00
Financial Independence	47%	87%	5	4.35
Community Connections	68%	100%	5	5.00
WTLP/Life Coach	66%	80%	15	12.00
<b>Specialty Sub-Total</b>			<b>50</b>	<b>26.05</b>
*Performance calculation descriptions can be found in the FY 2017 RBWO PBP Measurements and Standards Guide.				

Monitoring &amp; Outcomes: Possible Points = 100

Points Earned = 56.08

Score Before Incentives Credit

56.08%



## Performance-Based Placement Measures

### RBWO Provider GA+SCORECARD - ILP/TLP

Report Quarter: Q3 FY2017

<b>Incentives Awarded</b>	<b>10.00 pts</b>
<b>PBP Verification</b>	<b>N/A pts</b>
<b>Total Score</b>	<b>66.08%</b>

#### Provider/Program Name: Families First - Transitional Living Program (643) - CCI

Program Census Information:		# Children in Care During Quarter: 5	# Placements During Quarter: 5	# Children in Care On Last Day: 5
ILP/TLP Incentive Credits	Avg Performance All ILP/TLPs (Points)	Provider Performance (%)*	Possible Points (Weight)	Provider Points Earned
No DJJ or DOC Involvement		100%	5	5.00
Extended Foster Care Services		Not Eligible	5	
Positive Permanency Connections		0%	5	0.00
High School Graduation/College Participation/Professional Certification		20%	20	4.00
Part-Time Employment with Medical Benefits		Not Eligible	20	
Living Arrangements at Discharge		Not Eligible	20	
Additional Academic Supports		Not Eligible	2	
Additional IL Skills Provision		0%	5	0.00
Active Agency Accreditation		50%	4	2.00
Staff Clinical Licensure		0%	5	0.00
<b>Incentives Total</b>	<b>12.99</b>		<b>91</b>	<b>11.00</b>

\*Performance calculation descriptions can be found in the FY 2017 RBWO PBP Measurements and Standards Guide.

#### Child Protective Services Investigations and Dispositions

The following investigations data, which is not used for scoring but is considered significant to a provider's performance, is from Georgia SHINES and is not considered final or complete until the end of the fiscal year.

Total Reports:	0	
Number Screened In:	0	
Number Screened Out:	0	
Number Substantiated:	0	
Number Unsubstantiated:	0	
Number Active CPS Investigations:	0	



**DHS, DFCS, Office of Provider Management**  
**Performance-Based Placement Measures**  
**RBWO Provider GA+SCORECARD - ILP/TLP**  
**Report Quarter: Q3 FY2017**



Error: Subreport could not be shown.



# Performance-Based Placement Measures RBWO Provider GA+SCORECARD - ILP/TLP

Report Quarter: Q3 FY2017

**Provider/Program Name: Goshen Valley Foundation - Goshen New Beginnings ILP (5130) - CCI**

200 West Main St., Canton, GA 30114

Phone: 770-796-4618

Vendor ID# 111810

## Quarterly Scores (Grades)

Q1: 107.67 (A+)

Q2: 103.31 (A+)

Q3: 109.76 (A+)

Q4: N/A

Current Quarter Score (Grade)

**109.76%  
(A+)**

Program Census Information:

# Children in Care During Quarter: 22

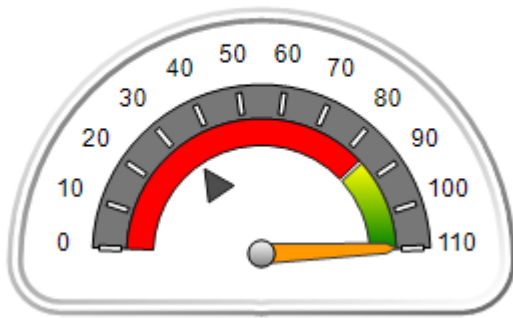
# Placements During Quarter: 22

# Children in Care On Last Day: 18

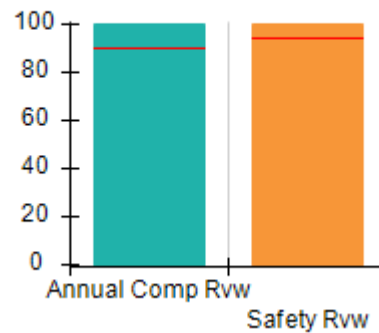
## Quarterly Provider Comparisons to All ILP/TLPs

▼ indicates average for all ILP/TLPs

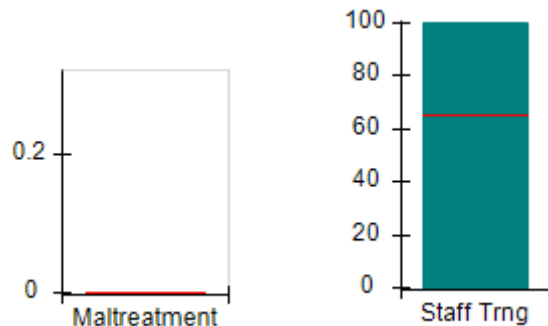
### Overall Score (%)



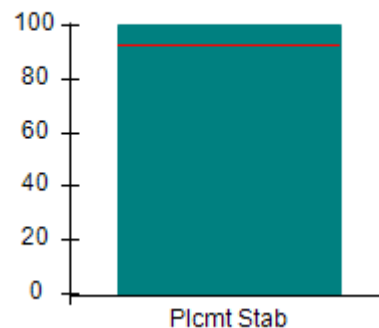
### OPM Monitoring Reviews (%)



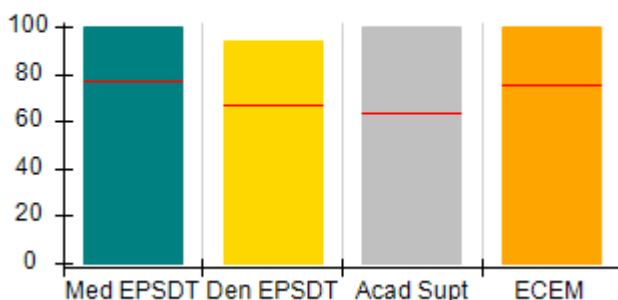
### Safety Outcomes (%)



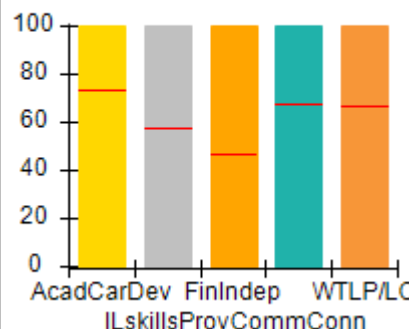
### Permanency Outcomes (%)



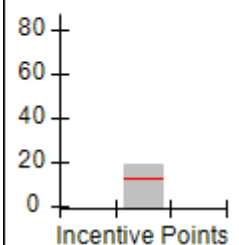
### Well-Being Outcomes (%)



### ILP/TLP Outcomes (%)



### Incentives Earned (Points)





# Performance-Based Placement Measures RBWO Provider GA+SCORECARD - ILP/TLP

Report Quarter: Q3 FY2017

**Provider/Program Name: Goshen Valley Foundation - Goshen New Beginnings ILP (5130) - CCI**

200 West Main St., Canton, GA 30114  Phone: 770-796-4618  Vendor ID# 111810	Quarterly Scores (Grades)		Current Quarter Score (Grade)
	Q1: 107.67 (A+)	Q2: 103.31 (A+)	109.76% (A+)
	Q3: 109.76 (A+)	Q4: N/A	

Program Census Information:	# Children in Care During Quarter: 22	# Placements During Quarter: 22	# Children in Care On Last Day: 18
-----------------------------	---------------------------------------	---------------------------------	------------------------------------

	Avg Performance All ILP/TLPs (%)	Provider Performance (%)*	Possible Points (Weight)	Provider Points Earned
--	----------------------------------	---------------------------	--------------------------	------------------------

**OPM Monitoring Reviews**

Annual Comprehensive Reviews	90%	100%	15	15.00
Safety Reviews	94%	100%	5	5.00
<b>Monitoring Sub-Total</b>			<b>20</b>	<b>20.00</b>

**ILP/TLP Safety Outcomes**

Incidence of Maltreatment	0.00%	No Substantiated Reports	3	3.00
Staff Training	65%	100%	10	10.00
<b>Safety Sub-Total</b>			<b>13</b>	<b>13.00</b>

**ILP/TLP Permanency Outcomes**

Placement Stability	93%	100%	3	3.00
<b>Permanency Sub-Total</b>			<b>3</b>	<b>3.00</b>

**ILP/TLP Well-Being Outcomes**

EPSDT Medical Visits	77%	100%	4	4.00
EPSDT Dental Visits	67%	94%	4	3.76
Academic Supports	64%	100%	2	2.00
Provider ECEM Visits	76%	100%	4	4.00
Placements with Siblings	No Data	Not Eligible	Not Scored	Not Scored
Placements within Legal County	32%	25%	Not Scored	Not Scored
<b>Well-Being Sub-Total</b>			<b>14</b>	<b>13.76</b>

**ILP/TLP Specialty Outcomes**

Academic/Career Development	73%	100%	10	10.00
Ind Living Skills Provision	58%	100%	15	15.00
Financial Independence	47%	100%	5	5.00
Community Connections	68%	100%	5	5.00
WTLP/Life Coach	66%	100%	15	15.00
<b>Specialty Sub-Total</b>			<b>50</b>	<b>50.00</b>

\*Performance calculation descriptions can be found in the FY 2017 RBWO PBP Measurements and Standards Guide.

**Monitoring & Outcomes: Possible Points = 100**
**Points Earned = 99.76**





# Performance-Based Placement Measures RBWO Provider GA+SCORECARD - ILP/TLP

Report Quarter: Q3 FY2017

<b>Score Before Incentives Credit</b>	<b>99.76%</b>
<b>Incentives Awarded</b>	<b>10.00 pts</b>
<b>PBP Verification</b>	<b>N/A pts</b>
<b>Total Score</b>	<b>109.76%</b>

## Provider/Program Name: Goshen Valley Foundation - Goshen New Beginnings ILP (5130) - CCI

Program Census Information:		# Children in Care During Quarter: 22	# Placements During Quarter: 22	# Children in Care On Last Day: 18
ILP/TLP Incentive Credits	Avg Performance All ILP/TLPs (Points)	Provider Performance (%)*	Possible Points (Weight)	Provider Points Earned
No DJJ or DOC Involvement		96%	5	4.80
Extended Foster Care Services		Not Eligible	5	
Positive Permanency Connections		100%	5	5.00
High School Graduation/College Participation/Professional Certification		0%	20	0.00
Part-Time Employment with Medical Benefits		0%	20	0.00
Living Arrangements at Discharge		0%	20	0.00
Additional Academic Supports		100%	2	2.00
Additional IL Skills Provision		100%	5	5.00
Active Agency Accreditation		50%	4	2.00
Staff Clinical Licensure		0%	5	0.00
<b>Incentives Total</b>	<b>12.99</b>		<b>91</b>	<b>18.80</b>

\*Performance calculation descriptions can be found in the FY 2017 RBWO PBP Measurements and Standards Guide.

### Child Protective Services Investigations and Dispositions

The following investigations data, which is not used for scoring but is considered significant to a provider's performance, is from Georgia SHINES and is not considered final or complete until the end of the fiscal year.

Total Reports:	0	
Number Screened In:	0	
Number Screened Out:	0	
Number Substantiated:	0	
Number Unsubstantiated:	0	
Number Active CPS Investigations:	0	



# Performance-Based Placement Measures

## RBWO Provider GA+SCORECARD - ILP/TLP

Report Quarter: Q3 FY2017

**Provider/Program Name: Greenbriar Children's Center - ILP Program (5118) - CCI**

711 Lincoln Street, Savannah, GA 31401

Phone: 912-349-2189

Vendor ID# 105891

**Quarterly Scores (Grades)**

Q1: 43.54 (F)

Q2: 33.22 (F)

Q3: 23.43 (F)

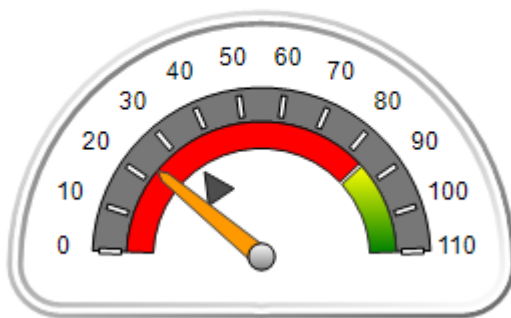
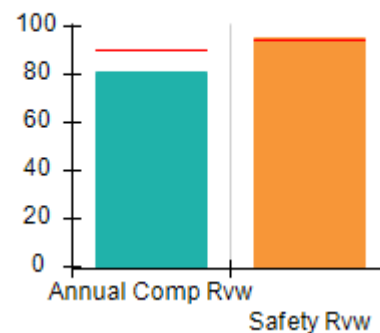
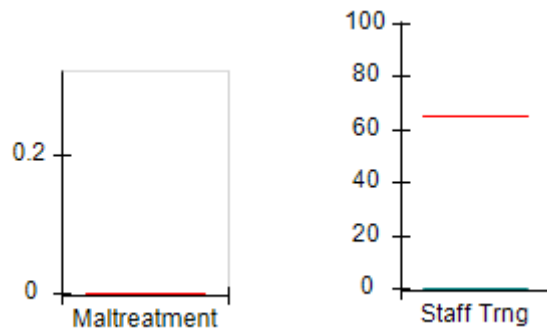
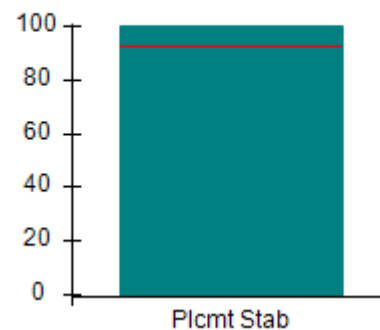
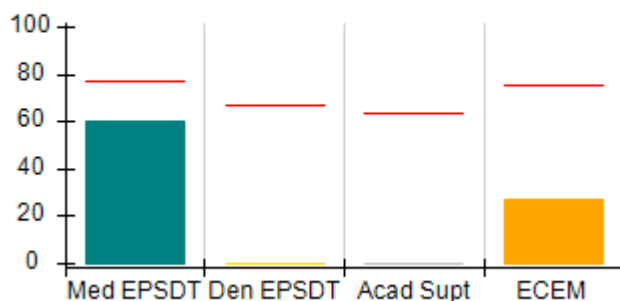
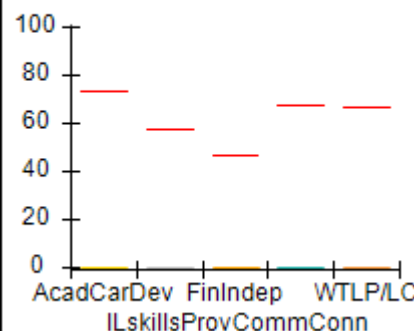
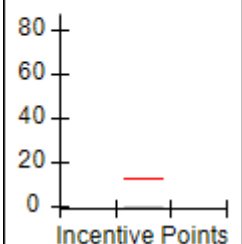
Q4: N/A

**Current Quarter Score (Grade)****23.43%****(F)**

Program Census Information:

# Children in Care During  
Quarter: 5# Placements During  
Quarter: 5# Children in Care On Last  
Day: 5**Quarterly Provider Comparisons to All ILP/TLPs**

indicates average for all ILP/TLPs

**Overall Score (%)****OPM Monitoring Reviews (%)****Safety Outcomes (%)****Permanency Outcomes (%)****Well-Being Outcomes (%)****ILP/TLP Outcomes (%)****Incentives Earned (Points)**



# Performance-Based Placement Measures

## RBWO Provider GA+SCORECARD - ILP/TLP

Report Quarter: Q3 FY2017

<b>Provider/Program Name: Greenbriar Children's Center - ILP Program (5118) - CCI</b>				
711 Lincoln Street, Savannah, GA 31401		Quarterly Scores (Grades)		Current Quarter Score (Grade)
Phone: 912-349-2189		Q1: 43.54 (F)	Q2: 33.22 (F)	<b>23.43%</b> <b>(F)</b>
Vendor ID# 105891		Q3: 23.43 (F)	Q4: N/A	
Program Census Information:		# Children in Care During Quarter: 5	# Placements During Quarter: 5	# Children in Care On Last Day: 5
	Avg Performance All ILP/TLPs (%)	Provider Performance (%)*	Possible Points (Weight)	Provider Points Earned
<b>OPM Monitoring Reviews</b>				
Annual Comprehensive Reviews	90%	81%	15	12.17
Safety Reviews	94%	96%	5	4.78
<b>Monitoring Sub-Total</b>			<b>20</b>	<b>16.95</b>
<b>ILP/TLP Safety Outcomes</b>				
Incidence of Maltreatment	0.00%	Not Eligible		
Staff Training	65%	0%	13	0.00
<b>Safety Sub-Total</b>			<b>13</b>	<b>0.00</b>
<b>ILP/TLP Permanency Outcomes</b>				
Placement Stability	93%	100%	3	3.00
<b>Permanency Sub-Total</b>			<b>3</b>	<b>3.00</b>
<b>ILP/TLP Well-Being Outcomes</b>				
EPSDT Medical Visits	77%	60%	4	2.40
EPSDT Dental Visits	67%	0%	4	0.00
Academic Supports	64%	0%	2	0.00
Provider ECEM Visits	76%	27%	4	1.08
Placements with Siblings	No Data	100%	Not Scored	Not Scored
Placements within Legal County	32%	Not Eligible	Not Scored	Not Scored
<b>Well-Being Sub-Total</b>			<b>14</b>	<b>3.48</b>
<b>ILP/TLP Specialty Outcomes</b>				
Academic/Career Development	73%	0%	10	0.00
Ind Living Skills Provision	58%	0%	15	0.00
Financial Independence	47%	0%	5	0.00
Community Connections	68%	0%	5	0.00
WTLP/Life Coach	66%	0%	15	0.00
<b>Specialty Sub-Total</b>			<b>50</b>	<b>0.00</b>
*Performance calculation descriptions can be found in the FY 2017 RBWO PBP Measurements and Standards Guide.				
<b>Monitoring &amp; Outcomes: Possible Points = 100</b>			<b>Points Earned = 23.43</b>	
<b>Score Before Incentives Credit</b>			<b>23.43%</b>	



DHS, DFCS, Office of Provider Management  
**Performance-Based Placement Measures**  
**RBWO Provider GA+SCORECARD - ILP/TLP**



Report Quarter: Q3 FY2017

Incentives Awarded	00.00 pts
PBP Verification	N/A pts
<b>Total Score</b>	<b>23.43%</b>

**Provider/Program Name: Greenbriar Children's Center - ILP Program (5118) - CCI**

Program Census Information:		# Children in Care During Quarter: 5	# Placements During Quarter: 5	# Children in Care On Last Day: 5
ILP/TLP Incentive Credits	Avg Performance All ILP/TLPs (Points)	Provider Performance (%)*	Possible Points (Weight)	Provider Points Earned
No DJJ or DOC Involvement		0%	5	0.00
Extended Foster Care Services		Not Eligible	5	
Positive Permanency Connections		0%	5	0.00
High School Graduation/College Participation/Professional Certification		0%	20	0.00
Part-Time Employment with Medical Benefits		Not Eligible	20	
Living Arrangements at Discharge		Not Eligible	20	
Additional Academic Supports		0%	2	0.00
Additional IL Skills Provision		0%	5	0.00
Active Agency Accreditation		0%	4	0.00
Staff Clinical Licensure		0%	5	0.00
<b>Incentives Total</b>	<b>12.99</b>		<b>91</b>	<b>0.00</b>

\*Performance calculation descriptions can be found in the FY 2017 RBWO PBP Measurements and Standards Guide.

**Child Protective Services Investigations and Dispositions**

The following investigations data, which is not used for scoring but is considered significant to a provider's performance, is from Georgia SHINES and is not considered final or complete until the end of the fiscal year.

Total Reports:	0	
Number Screened In:	0	
Number Screened Out:	0	
Number Substantiated:	0	
Number Unsubstantiated:	0	
Number Active CPS Investigations:	0	



**DHS, DFCS, Office of Provider Management**  
**Performance-Based Placement Measures**  
**RBWO Provider GA+SCORECARD - ILP/TLP**  
**Report Quarter: Q3 FY2017**



Error: Subreport could not be shown.



# Performance-Based Placement Measures RBWO Provider GA+SCORECARD - ILP/TLP

Report Quarter: Q3 FY2017

**Provider/Program Name: Haven Heart's Community Development Center - A Change of Heart (5227) - CCI**

4355 Cascade Road, Atlanta, GA 30331

Phone: 225-772-7891

Vendor ID# 143225

## Quarterly Scores (Grades)

Q1: 85.16 (B)

Q2: 74.19 (C)

Q3: 44.31 (F)

Q4: N/A

## Current Quarter Score (Grade)

44.31%

(F)

Program Census Information:

# Children in Care During Quarter: 6

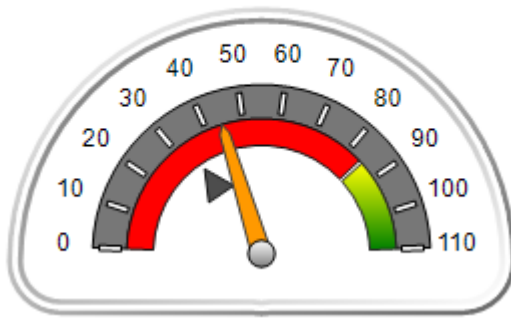
# Placements During Quarter: 6

# Children in Care On Last Day: 4

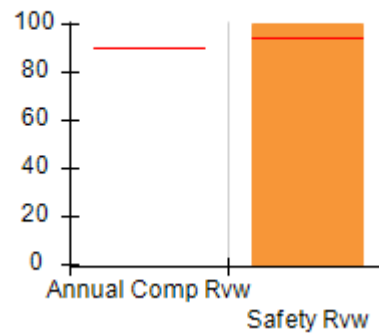
## Quarterly Provider Comparisons to All ILP/TLPs

— indicates average for all ILP/TLPs

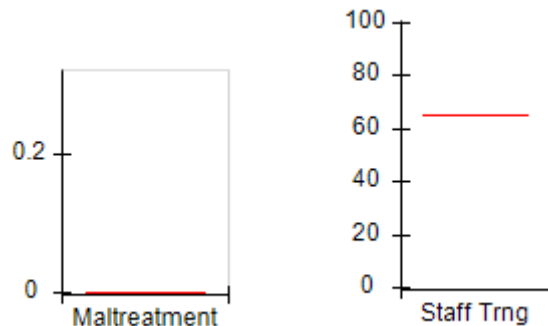
### Overall Score (%)



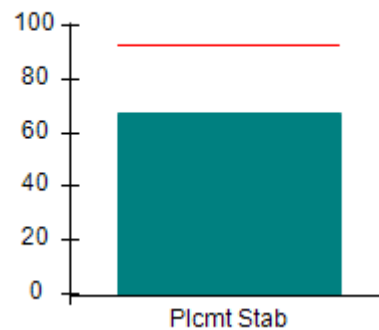
### OPM Monitoring Reviews (%)



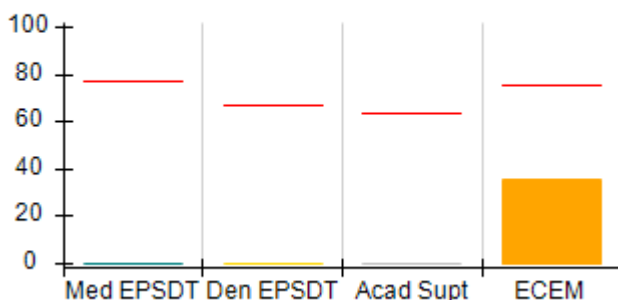
### Safety Outcomes (%)



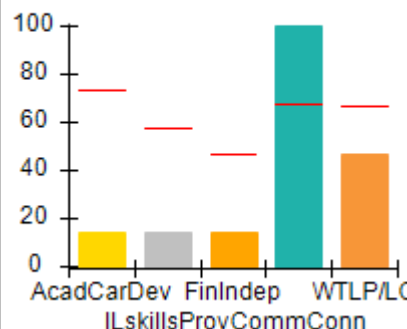
### Permanency Outcomes (%)



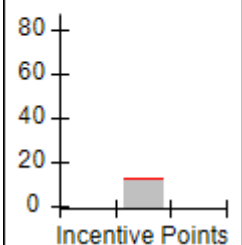
### Well-Being Outcomes (%)



### ILP/TLP Outcomes (%)



### Incentives Earned (Points)





# Performance-Based Placement Measures RBWO Provider GA+SCORECARD - ILP/TLP

Report Quarter: Q3 FY2017

<b>Provider/Program Name: Haven Heart's Community Development Center - A Change of Heart (5227) - CCI</b>				
4355 Cascade Road, Atlanta, GA 30331		Quarterly Scores (Grades)		Current Quarter Score (Grade)
Phone: 225-772-7891		Q1: 85.16 (B)	Q2: 74.19 (C)	44.31%
Vendor ID# 143225		Q3: 44.31 (F)	Q4: N/A	(F)
Program Census Information:		# Children in Care During Quarter: 6	# Placements During Quarter: 6	# Children in Care On Last Day: 4
	Avg Performance All ILP/TLPs (%)	Provider Performance (%)*	Possible Points (Weight)	Provider Points Earned
<b>OPM Monitoring Reviews</b>				
Annual Comprehensive Reviews	90%	Not Yet Conducted		
Safety Reviews	94%	100%	5	5.00
<b>Monitoring Sub-Total</b>			<b>5</b>	<b>5.00</b>
<b>ILP/TLP Safety Outcomes</b>				
Incidence of Maltreatment	0.00%	Not Eligible		
Staff Training	65%	Not Eligible		
<b>Safety Sub-Total</b>			<b>N/A</b>	
<b>ILP/TLP Permanency Outcomes</b>				
Placement Stability	93%	67%	3	2.01
<b>Permanency Sub-Total</b>			<b>3</b>	<b>2.01</b>
<b>ILP/TLP Well-Being Outcomes</b>				
EPSDT Medical Visits	77%	0%	4	0.00
EPSDT Dental Visits	67%	0%	4	0.00
Academic Supports	64%	0%	2	0.00
Provider ECEM Visits	76%	36%	4	1.44
Placements with Siblings	No Data	Not Eligible	Not Scored	Not Scored
Placements within Legal County	32%	Not Eligible	Not Scored	Not Scored
<b>Well-Being Sub-Total</b>			<b>14</b>	<b>1.44</b>
<b>ILP/TLP Specialty Outcomes</b>				
Academic/Career Development	73%	14%	10	1.40
Ind Living Skills Provision	58%	14%	15	2.10
Financial Independence	47%	14%	5	0.70
Community Connections	68%	100%	5	5.00
WTLP/Life Coach	66%	47%	15	7.05
<b>Specialty Sub-Total</b>			<b>50</b>	<b>16.25</b>
*Performance calculation descriptions can be found in the FY 2017 RBWO PBP Measurements and Standards Guide.				
<b>Monitoring &amp; Outcomes: Possible Points = 72</b>			<b>Points Earned = 24.70</b>	
<b>Score Before Incentives Credit</b>			<b>34.31%</b>	



# Performance-Based Placement Measures RBWO Provider GA+SCORECARD - ILP/TLP

Report Quarter: Q3 FY2017

Incentives Awarded	10.00 pts
PBP Verification	N/A pts
<b>Total Score</b>	<b>44.31%</b>

## Provider/Program Name: Haven Heart's Community Development Center - A Change of Heart (5227) - CCI

Program Census Information:		# Children in Care During Quarter: 6	# Placements During Quarter: 6	# Children in Care On Last Day: 4
ILP/TLP Incentive Credits	Avg Performance All ILP/TLPs (Points)	Provider Performance (%)*	Possible Points (Weight)	Provider Points Earned
No DJJ or DOC Involvement		43%	5	2.15
Extended Foster Care Services		Not Eligible	5	
Positive Permanency Connections		0%	5	0.00
High School Graduation/College Participation/Professional Certification		0%	20	0.00
Part-Time Employment with Medical Benefits		0%	20	0.00
Living Arrangements at Discharge		50%	20	10.00
Additional Academic Supports		0%	2	0.00
Additional IL Skills Provision		14%	5	0.70
Active Agency Accreditation		0%	4	0.00
Staff Clinical Licensure		0%	5	0.00
<b>Incentives Total</b>	<b>12.99</b>		<b>91</b>	<b>12.85</b>

\*Performance calculation descriptions can be found in the FY 2017 RBWO PBP Measurements and Standards Guide.

## Child Protective Services Investigations and Dispositions

The following investigations data, which is not used for scoring but is considered significant to a provider's performance, is from Georgia SHINES and is not considered final or complete until the end of the fiscal year.

Total Reports:	0	
Number Screened In:	0	
Number Screened Out:	0	
Number Substantiated:	0	
Number Unsubstantiated:	0	
Number Active CPS Investigations:	0	





# Performance-Based Placement Measures

## RBWO Provider GA+SCORECARD - ILP/TLP

Report Quarter: Q3 FY2017

**Provider/Program Name: Haven Heart's Community Development Center - Have A Heart For Haven (5151) - CCI**

950 Lake Ridge Pkwy, Riverdale, GA 30296

Phone: 225-772-7891

Vendor ID# 115564

## Quarterly Scores (Grades)

Current Quarter Score  
(Grade)

Q1: 85.62 (B)

Q2: 66.85 (D)

47.01%

Q3: 47.01 (F)

Q4: N/A

(F)

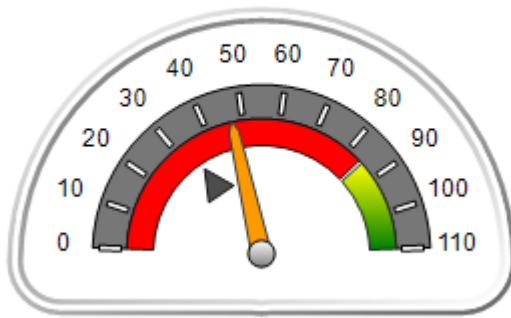
Program Census Information:

# Children in Care During  
Quarter: 3# Placements During  
Quarter: 3# Children in Care On Last  
Day: 3

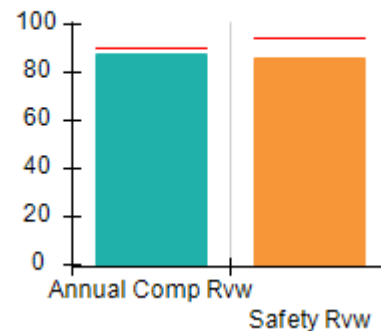
## Quarterly Provider Comparisons to All ILP/TLPs

indicates average for all ILP/TLPs

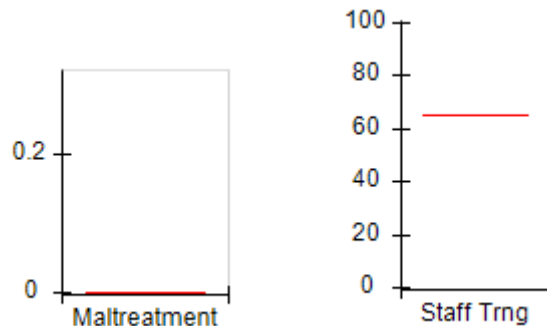
## Overall Score (%)



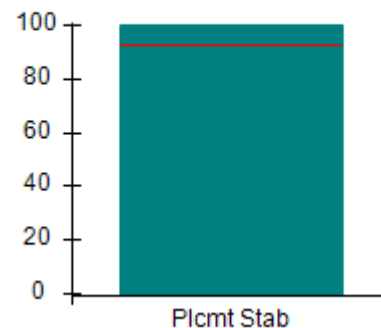
## OPM Monitoring Reviews (%)



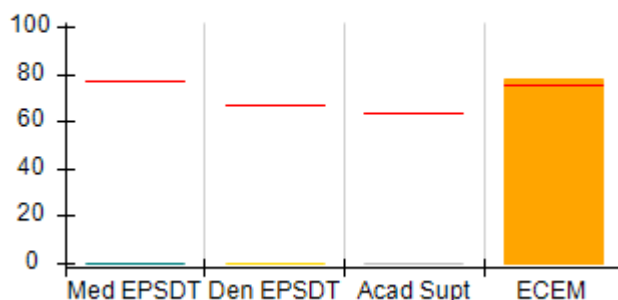
## Safety Outcomes (%)



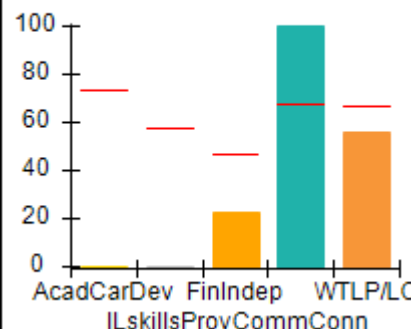
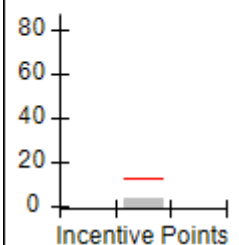
## Permanency Outcomes (%)



## Well-Being Outcomes (%)



## ILP/TLP Outcomes (%)

Incentives  
Earned  
(Points)



# Performance-Based Placement Measures RBWO Provider GA+SCORECARD - ILP/TLP

Report Quarter: Q3 FY2017

<b>Provider/Program Name: Haven Heart's Community Development Center - Have A Heart For Haven (5151) - CCI</b>				
<b>950 Lake Ridge Pkwy, Riverdale, GA 30296</b>		<b>Quarterly Scores (Grades)</b>		<b>Current Quarter Score (Grade)</b>
<b>Phone: 225-772-7891</b>		<b>Q1: 85.62 (B)</b>	<b>Q2: 66.85 (D)</b>	<b>47.01%</b>
<b>Vendor ID# 115564</b>		<b>Q3: 47.01 (F)</b>	<b>Q4: N/A</b>	<b>(F)</b>
Program Census Information:		# Children in Care During Quarter: 3	# Placements During Quarter: 3	# Children in Care On Last Day: 3
	<b>Avg Performance All ILP/TLPs (%)</b>	<b>Provider Performance (%)*</b>	<b>Possible Points (Weight)</b>	<b>Provider Points Earned</b>
<b>OPM Monitoring Reviews</b>				
Annual Comprehensive Reviews	90%	87%	15	13.10
Safety Reviews	94%	86%	5	4.31
<b>Monitoring Sub-Total</b>			<b>20</b>	<b>17.41</b>
<b>ILP/TLP Safety Outcomes</b>				
Incidence of Maltreatment	0.00%	Not Eligible		
Staff Training	65%	Not Eligible		
<b>Safety Sub-Total</b>			<b>N/A</b>	
<b>ILP/TLP Permanency Outcomes</b>				
Placement Stability	93%	100%	3	3.00
<b>Permanency Sub-Total</b>			<b>3</b>	<b>3.00</b>
<b>ILP/TLP Well-Being Outcomes</b>				
EPSDT Medical Visits	77%	0%	4	0.00
EPSDT Dental Visits	67%	0%	4	0.00
Academic Supports	64%	0%	2	0.00
Provider ECEM Visits	76%	78%	4	3.12
Placements with Siblings	No Data	Not Eligible	Not Scored	Not Scored
Placements within Legal County	32%	Not Eligible	Not Scored	Not Scored
<b>Well-Being Sub-Total</b>			<b>14</b>	<b>3.12</b>
<b>ILP/TLP Specialty Outcomes</b>				
Academic/Career Development	73%	0%	10	0.00
Ind Living Skills Provision	58%	0%	15	0.00
Financial Independence	47%	22%	5	1.10
Community Connections	68%	100%	5	5.00
WTLP/Life Coach	66%	56%	15	8.40
<b>Specialty Sub-Total</b>			<b>50</b>	<b>14.50</b>
*Performance calculation descriptions can be found in the FY 2017 RBWO PBP Measurements and Standards Guide.				
<b>Monitoring &amp; Outcomes: Possible Points = 87</b>			<b>Points Earned = 38.03</b>	
<b>Score Before Incentives Credit</b>			<b>43.71%</b>	



DHS, DFCS, Office of Provider Management  
**Performance-Based Placement Measures**  
**RBWO Provider GA+SCORECARD - ILP/TLP**



Report Quarter: Q3 FY2017

Incentives Awarded	03.30 pts
PBP Verification	N/A pts
<b>Total Score</b>	<b>47.01%</b>

**Provider/Program Name: Haven Heart's Community Development Center - Have A Heart For Haven (5151) - CCI**

Program Census Information:		# Children in Care During Quarter: 3	# Placements During Quarter: 3	# Children in Care On Last Day: 3
<b>ILP/TLP Incentive Credits</b>	<b>Avg Performance All ILP/TLPs (Points)</b>	<b>Provider Performance (%)*</b>	<b>Possible Points (Weight)</b>	<b>Provider Points Earned</b>
No DJJ or DOC Involvement		33%	5	1.65
Extended Foster Care Services		Not Eligible	5	
Positive Permanency Connections		33%	5	1.65
High School Graduation/College Participation/Professional Certification		0%	20	0.00
Part-Time Employment with Medical Benefits		Not Eligible	20	
Living Arrangements at Discharge		Not Eligible	20	
Additional Academic Supports		0%	2	0.00
Additional IL Skills Provision		0%	5	0.00
Active Agency Accreditation		0%	4	0.00
Staff Clinical Licensure		0%	5	0.00
<b>Incentives Total</b>	<b>12.99</b>		<b>91</b>	<b>3.30</b>

\*Performance calculation descriptions can be found in the FY 2017 RBWO PBP Measurements and Standards Guide.

**Child Protective Services Investigations and Dispositions**

The following investigations data, which is not used for scoring but is considered significant to a provider's performance, is from Georgia SHINES and is not considered final or complete until the end of the fiscal year.

Total Reports:	0
Number Screened In:	0
Number Screened Out:	0
Number Substantiated:	0
Number Unsubstantiated:	0
Number Active CPS Investigations:	0



# Performance-Based Placement Measures RBWO Provider GA+SCORECARD - ILP/TLP

Report Quarter: Q3 FY2017

**Provider/Program Name: Haven Heart's Community Development Center - Making A Difference (5152) - CCI**

512 King Arnold Street, Atlanta, GA 30354

Phone: 225-772-7891

Vendor ID# 115565

Quarterly Scores (Grades)

Current Quarter Score (Grade)

Q1: 93.69 (A-)

Q2: 79.04 (C+)

59.09%

Q3: 59.09 (F)

Q4: N/A

(F)

Program Census Information:

# Children in Care During Quarter: 5

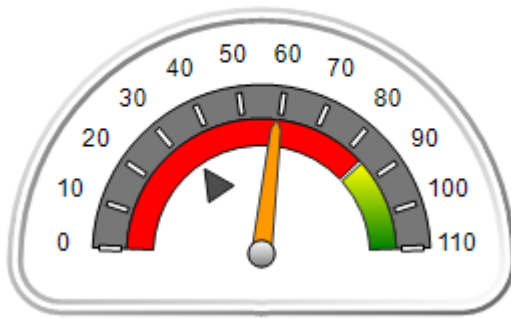
# Placements During Quarter: 5

# Children in Care On Last Day: 3

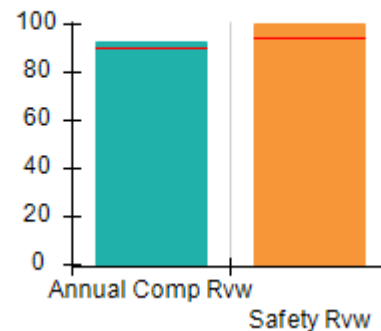
## Quarterly Provider Comparisons to All ILP/TLPs

— indicates average for all ILP/TLPs

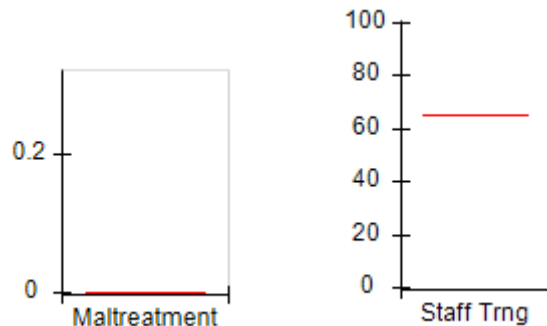
Overall Score (%)



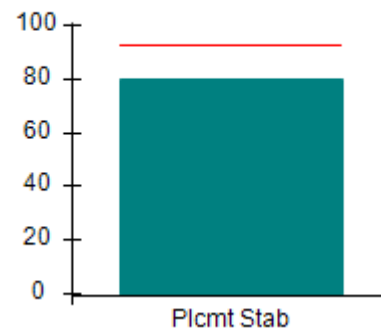
OPM Monitoring Reviews (%)



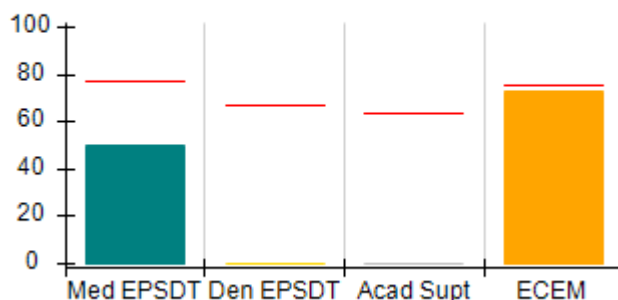
Safety Outcomes (%)



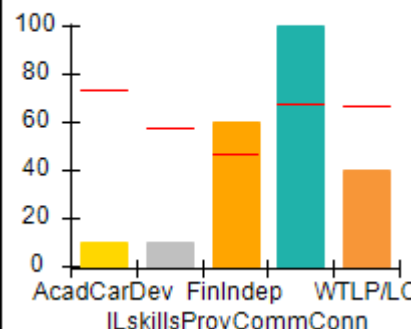
Permanency Outcomes (%)



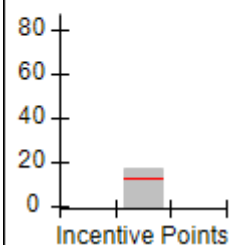
Well-Being Outcomes (%)



ILP/TLP Outcomes (%)



Incentives Earned (Points)





# Performance-Based Placement Measures RBWO Provider GA+SCORECARD - ILP/TLP

Report Quarter: Q3 FY2017

<b>Provider/Program Name: Haven Heart's Community Development Center - Making A Difference (5152) - CCI</b>				
<b>512 King Arnold Street, Atlanta, GA 30354</b>		<b>Quarterly Scores (Grades)</b>		<b>Current Quarter Score (Grade)</b>
<b>Phone: 225-772-7891</b>		<b>Q1: 93.69 (A-)</b>	<b>Q2: 79.04 (C+)</b>	<b>59.09% (F)</b>
<b>Vendor ID# 115565</b>		<b>Q3: 59.09 (F)</b>	<b>Q4: N/A</b>	
Program Census Information:		# Children in Care During Quarter: 5	# Placements During Quarter: 5	# Children in Care On Last Day: 3
	<b>Avg Performance All ILP/TLPs (%)</b>	<b>Provider Performance (%)*</b>	<b>Possible Points (Weight)</b>	<b>Provider Points Earned</b>
<b>OPM Monitoring Reviews</b>				
Annual Comprehensive Reviews	90%	93%	15	13.89
Safety Reviews	94%	100%	5	5.00
<b>Monitoring Sub-Total</b>			<b>20</b>	<b>18.89</b>
<b>ILP/TLP Safety Outcomes</b>				
Incidence of Maltreatment	0.00%	Not Eligible		
Staff Training	65%	Not Eligible		
<b>Safety Sub-Total</b>			<b>N/A</b>	
<b>ILP/TLP Permanency Outcomes</b>				
Placement Stability	93%	80%	3	2.40
<b>Permanency Sub-Total</b>			<b>3</b>	<b>2.40</b>
<b>ILP/TLP Well-Being Outcomes</b>				
EPSDT Medical Visits	77%	50%	4	2.00
EPSDT Dental Visits	67%	0%	4	0.00
Academic Supports	64%	0%	2	0.00
Provider ECEM Visits	76%	73%	4	2.92
Placements with Siblings	No Data	Not Eligible	Not Scored	Not Scored
Placements within Legal County	32%	Not Eligible	Not Scored	Not Scored
<b>Well-Being Sub-Total</b>			<b>14</b>	<b>4.92</b>
<b>ILP/TLP Specialty Outcomes</b>				
Academic/Career Development	73%	10%	10	1.00
Ind Living Skills Provision	58%	10%	15	1.50
Financial Independence	47%	60%	5	3.00
Community Connections	68%	100%	5	5.00
WTLP/Life Coach	66%	40%	15	6.00
<b>Specialty Sub-Total</b>			<b>50</b>	<b>16.50</b>
*Performance calculation descriptions can be found in the FY 2017 RBWO PBP Measurements and Standards Guide.				
<b>Monitoring &amp; Outcomes: Possible Points = 87</b>			<b>Points Earned = 42.71</b>	
<b>Score Before Incentives Credit</b>			<b>49.09%</b>	



# Performance-Based Placement Measures RBWO Provider GA+SCORECARD - ILP/TLP

Report Quarter: Q3 FY2017

Incentives Awarded	10.00 pts
PBP Verification	N/A pts
<b>Total Score</b>	<b>59.09%</b>

## Provider/Program Name: Haven Heart's Community Development Center - Making A Difference (5152) - CCI

Program Census Information:		# Children in Care During Quarter: 5	# Placements During Quarter: 5	# Children in Care On Last Day: 3
ILP/TLP Incentive Credits	Avg Performance All ILP/TLPs (Points)	Provider Performance (%)*	Possible Points (Weight)	Provider Points Earned
No DJJ or DOC Involvement		70%	5	3.50
Extended Foster Care Services		Not Eligible	5	
Positive Permanency Connections		67%	5	3.35
High School Graduation/College Participation/Professional Certification		0%	20	0.00
Part-Time Employment with Medical Benefits		0%	20	0.00
Living Arrangements at Discharge		50%	20	10.00
Additional Academic Supports		0%	2	0.00
Additional IL Skills Provision		10%	5	0.50
Active Agency Accreditation		0%	4	0.00
Staff Clinical Licensure		0%	5	0.00
<b>Incentives Total</b>	<b>12.99</b>		<b>91</b>	<b>17.35</b>

\*Performance calculation descriptions can be found in the FY 2017 RBWO PBP Measurements and Standards Guide.

## Child Protective Services Investigations and Dispositions

The following investigations data, which is not used for scoring but is considered significant to a provider's performance, is from Georgia SHINES and is not considered final or complete until the end of the fiscal year.

Total Reports:	0	
Number Screened In:	0	
Number Screened Out:	0	
Number Substantiated:	0	
Number Unsubstantiated:	0	
Number Active CPS Investigations:	0	



# Performance-Based Placement Measures RBWO Provider GA+SCORECARD - ILP/TLP

Report Quarter: Q3 FY2017

**Provider/Program Name: House of Dawn - ILP (5155) - CCI**

7469 Caribou Trail, Jonesboro, GA 30295

Phone: 770-477-2385

Vendor ID# 118207

## Quarterly Scores (Grades)

Q1: 50.00 (F)

Q2: 100.00 (A+)

Q3: 00.00 (F)

Q4: N/A

## Current Quarter Score (Grade)

00.00%

(F)

Program Census Information:

# Children in Care During Quarter: 0

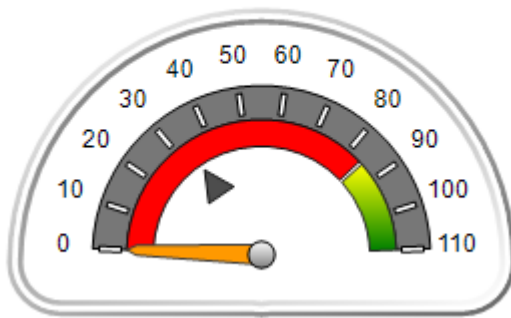
# Placements During Quarter: 0

# Children in Care On Last Day: 0

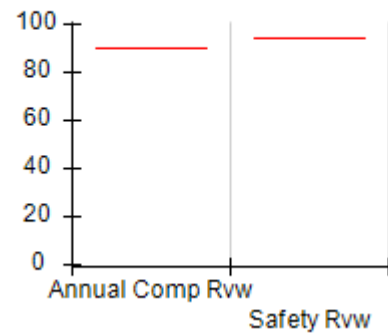
## Quarterly Provider Comparisons to All ILP/TLPs

▼ indicates average for all ILP/TLPs

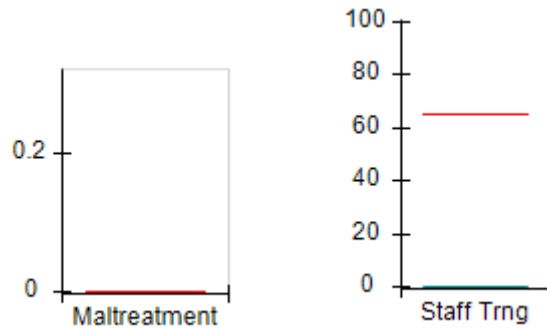
### Overall Score (%)



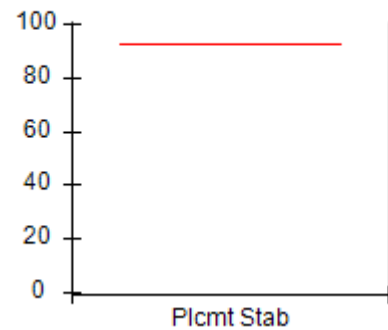
### OPM Monitoring Reviews (%)



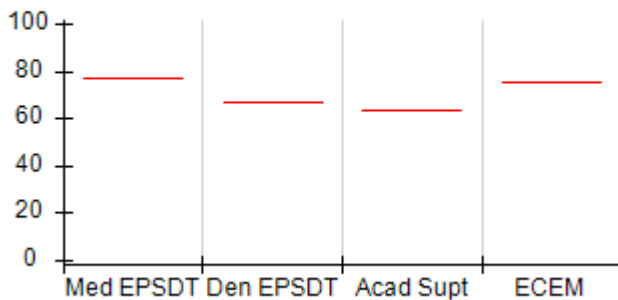
### Safety Outcomes (%)



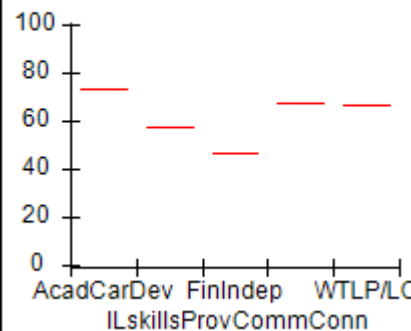
### Permanency Outcomes (%)



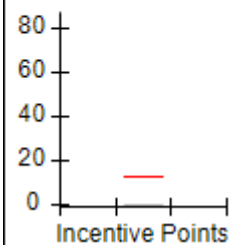
### Well-Being Outcomes (%)



### ILP/TLP Outcomes (%)



### Incentives Earned (Points)





# Performance-Based Placement Measures

## RBWO Provider GA+SCORECARD - ILP/TLP

Report Quarter: Q3 FY2017

**Provider/Program Name: House of Dawn - ILP (5155) - CCI**

7469 Caribou Trail, Jonesboro, GA 30295

Phone: 770-477-2385

Vendor ID# 118207

**Quarterly Scores (Grades)****Current Quarter Score (Grade)**

Q1: 50.00 (F)

Q2: 100.00 (A+)

**00.00%**

Q3: 00.00 (F)

Q4: N/A

**(F)**

Program Census Information:

# Children in Care During  
Quarter: 0# Placements During  
Quarter: 0# Children in Care On  
Last Day: 0Avg  
Performance All  
ILP/TLPs (%)Provider  
Performance (%)\*Possible Points  
(Weight)Provider Points  
Earned**OPM Monitoring Reviews**

Annual Comprehensive Reviews

90%

Not Yet Conducted

Safety Reviews

94%

Not Yet Conducted

**Monitoring Sub-Total****0.00****ILP/TLP Safety Outcomes**

Incidence of Maltreatment

0.00%

Not Eligible

Staff Training

65%

0%

13

0.00

**Safety Sub-Total****13****0.00****ILP/TLP Permanency Outcomes**

Placement Stability

93%

Not Eligible

**Permanency Sub-Total****N/A****ILP/TLP Well-Being Outcomes**

EPSDT Medical Visits

77%

Not Eligible

EPSDT Dental Visits

67%

Not Eligible

Academic Supports

64%

Not Eligible

Provider ECEM Visits

76%

Not Eligible

Placements with Siblings

No Data

Not Eligible

Not Scored

Not Scored

Placements within Legal County

32%

Not Eligible

Not Scored

Not Scored

**Well-Being Sub-Total****N/A****ILP/TLP Specialty Outcomes**

Academic/Career Development

73%

Not Eligible

Ind Living Skills Provision

58%

Not Eligible

Financial Independence

47%

Not Eligible

Community Connections

68%

Not Eligible

WTLP/Life Coach

66%

Not Eligible

**Specialty Sub-Total****N/A**

\*Performance calculation descriptions can be found in the FY 2017 RBWO PBP Measurements and Standards Guide.

**Monitoring & Outcomes: Possible Points = 13****Points Earned = 00.00****Score Before Incentives Credit****00.00%**





DHS, DFCS, Office of Provider Management  
**Performance-Based Placement Measures**  
**RBWO Provider GA+SCORECARD - ILP/TLP**



Report Quarter: Q3 FY2017

Incentives Awarded	00.00 pts
PBP Verification	N/A pts
<b>Total Score</b>	<b>00.00%</b>

**Provider/Program Name: House of Dawn - ILP (5155) - CCI**

Program Census Information:		# Children in Care During Quarter: 0	# Placements During Quarter: 0	# Children in Care On Last Day: 0
ILP/TLP Incentive Credits	Avg Performance All ILP/TLPs (Points)	Provider Performance (%)*	Possible Points (Weight)	Provider Points Earned
No DJJ or DOC Involvement		Not Eligible	5	
Extended Foster Care Services		Not Eligible	5	
Positive Permanency Connections		Not Eligible	5	
High School Graduation/College Participation/Professional Certification		Not Eligible	20	
Part-Time Employment with Medical Benefits		Not Eligible	20	
Living Arrangements at Discharge		Not Eligible	20	
Additional Academic Supports		Not Eligible	2	
Additional IL Skills Provision		Not Eligible	5	
Active Agency Accreditation		0%	4	0.00
Staff Clinical Licensure		0%	5	0.00
<b>Incentives Total</b>	<b>12.99</b>		<b>91</b>	<b>0.00</b>

\*Performance calculation descriptions can be found in the FY 2017 RBWO PBP Measurements and Standards Guide.

**Child Protective Services Investigations and Dispositions**

The following investigations data, which is not used for scoring but is considered significant to a provider's performance, is from Georgia SHINES and is not considered final or complete until the end of the fiscal year.

Total Reports:	0	
Number Screened In:	0	
Number Screened Out:	0	
Number Substantiated:	0	
Number Unsubstantiated:	0	
Number Active CPS Investigations:	0	



# Performance-Based Placement Measures RBWO Provider GA+SCORECARD - ILP/TLP

Report Quarter: Q3 FY2017

**Provider/Program Name: Life Skills Community Center - (5204) - CCI**

975 Cobb Place Blvd., Atlanta, GA 30144

Phone: 404-918-0908

Vendor ID# 132893

Quarterly Scores (Grades)

Q1: 50.93 (F)

Q2: 50.46 (F)

Q3: 61.56 (D-)

Q4: N/A

Current Quarter Score (Grade)

61.56%

(D-)

Program Census Information:

# Children in Care During Quarter: 18

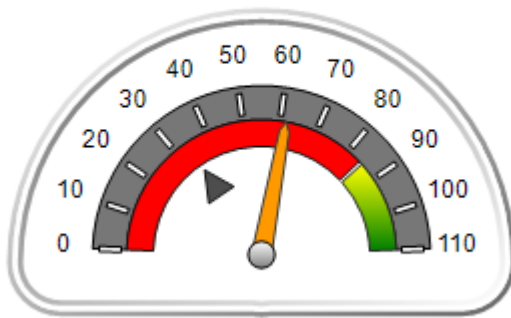
# Placements During Quarter: 18

# Children in Care On Last Day: 17

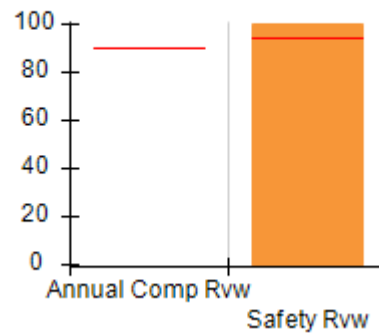
## Quarterly Provider Comparisons to All ILP/TLPs

▼ indicates average for all ILP/TLPs

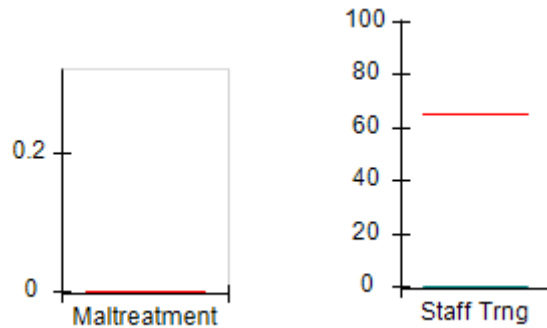
Overall Score (%)



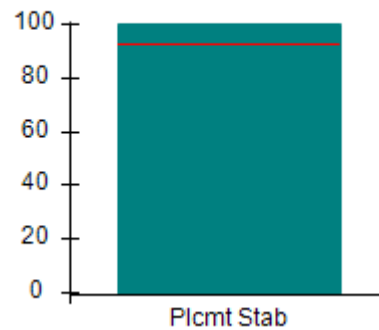
OPM Monitoring Reviews (%)



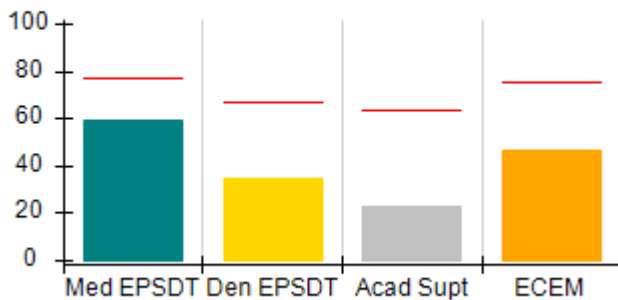
Safety Outcomes (%)



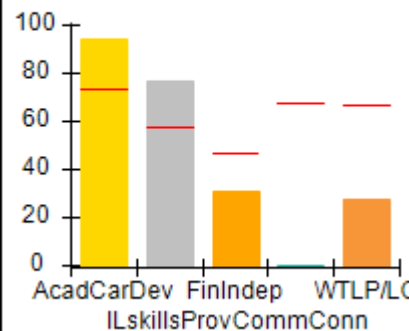
Permanency Outcomes (%)



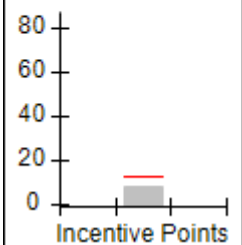
Well-Being Outcomes (%)



ILP/TLP Outcomes (%)



Incentives Earned (Points)





# Performance-Based Placement Measures RBWO Provider GA+SCORECARD - ILP/TLP

Report Quarter: Q3 FY2017

**Provider/Program Name: Life Skills Community Center - (5204) - CCI**

<b>975 Cobb Place Blvd., Atlanta, GA 30144</b>  <b>Phone: 404-918-0908</b>  <b>Vendor ID# 132893</b>	Quarterly Scores (Grades)		Current Quarter Score (Grade)
	Q1: 50.93 (F)	Q2: 50.46 (F)	<b>61.56%</b> <b>(D-)</b>
	Q3: 61.56 (D-)	Q4: N/A	

Program Census Information:	# Children in Care During Quarter: 18	# Placements During Quarter: 18	# Children in Care On Last Day: 17
-----------------------------	---------------------------------------	---------------------------------	------------------------------------

	Avg Performance All ILP/TLPs (%)	Provider Performance (%)*	Possible Points (Weight)	Provider Points Earned
--	----------------------------------	---------------------------	--------------------------	------------------------

**OPM Monitoring Reviews**

Annual Comprehensive Reviews	90%	Not Yet Conducted		
Safety Reviews	94%	100%	5	5.00
<b>Monitoring Sub-Total</b>			<b>5</b>	<b>5.00</b>

**ILP/TLP Safety Outcomes**

Incidence of Maltreatment	0.00%	No Substantiated Reports	3	3.00
Staff Training	65%	0%	10	0.00
<b>Safety Sub-Total</b>			<b>13</b>	<b>3.00</b>

**ILP/TLP Permanency Outcomes**

Placement Stability	93%	100%	3	3.00
<b>Permanency Sub-Total</b>			<b>3</b>	<b>3.00</b>

**ILP/TLP Well-Being Outcomes**

EPSDT Medical Visits	77%	59%	4	2.36
EPSDT Dental Visits	67%	35%	4	1.40
Academic Supports	64%	23%	2	0.46
Provider ECEM Visits	76%	47%	4	1.88
Placements with Siblings	No Data	Not Eligible	Not Scored	Not Scored
Placements within Legal County	32%	0%	Not Scored	Not Scored
<b>Well-Being Sub-Total</b>			<b>14</b>	<b>7.50</b>

**ILP/TLP Specialty Outcomes**

Academic/Career Development	73%	94%	10	9.40
Ind Living Skills Provision	58%	77%	15	11.55
Financial Independence	47%	31%	5	1.55
Community Connections	68%	0%	5	0.00
WTLP/Life Coach	66%	27%	15	4.05
<b>Specialty Sub-Total</b>			<b>50</b>	<b>26.55</b>

\*Performance calculation descriptions can be found in the FY 2017 RBWO PBP Measurements and Standards Guide.

**Monitoring & Outcomes: Possible Points = 85**
**Points Earned = 45.05**



# Performance-Based Placement Measures RBWO Provider GA+SCORECARD - ILP/TLP

Report Quarter: Q3 FY2017

<b>Score Before Incentives Credit</b>	<b>53.00%</b>
<b>Incentives Awarded</b>	<b>08.56 pts</b>
<b>PBP Verification</b>	<b>N/A pts</b>
<b>Total Score</b>	<b>61.56%</b>

Provider/Program Name: Life Skills Community Center - (5204) - CCI				
Program Census Information:		# Children in Care During Quarter: 18	# Placements During Quarter: 18	# Children in Care On Last Day: 17
ILP/TLP Incentive Credits	Avg Performance All ILP/TLPs (Points)	Provider Performance (%)*	Possible Points (Weight)	Provider Points Earned
No DJJ or DOC Involvement		91%	5	4.55
Extended Foster Care Services		0%	5	0.00
Positive Permanency Connections		0%	5	0.00
High School Graduation/College Participation/Professional Certification		0%	20	0.00
Part-Time Employment with Medical Benefits		0%	20	0.00
Living Arrangements at Discharge		0%	20	0.00
Additional Academic Supports		23%	2	0.46
Additional IL Skills Provision		71%	5	3.55
Active Agency Accreditation		0%	4	0.00
Staff Clinical Licensure		0%	5	0.00
<b>Incentives Total</b>	<b>12.99</b>		<b>91</b>	<b>8.56</b>
*Performance calculation descriptions can be found in the FY 2017 RBWO PBP Measurements and Standards Guide.				

Child Protective Services Investigations and Dispositions		
The following investigations data, which is not used for scoring but is considered significant to a provider's performance, is from Georgia SHINES and is not considered final or complete until the end of the fiscal year.		
Total Reports:	1	
Number Screened In:	0	
Number Screened Out:	1	
Number Substantiated:	0	
Number Unsubstantiated:	0	
Number Active CPS Investigations:	0	



# Performance-Based Placement Measures RBWO Provider GA+SCORECARD - ILP/TLP

Report Quarter: Q3 FY2017

**Provider/Program Name: Little Debbie's Second Chance Home, Inc. - Redan ILP (5213) - CCI**

1597 Smithson Drive, Lithonia, GA 30058

Phone: 404-296-1311

Vendor ID# 136090

Quarterly Scores (Grades)		Current Quarter Score (Grade)
Q1: 84.02 (B)	Q2: 99.25 (A+)	102.42% (A+)
Q3: 102.42 (A+)	Q4: N/A	

Program Census Information:

# Children in Care During Quarter: 6

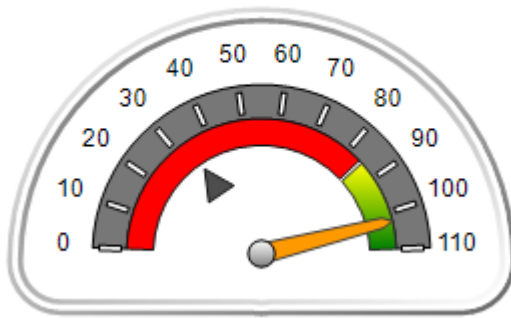
# Placements During Quarter: 6

# Children in Care On Last Day: 6

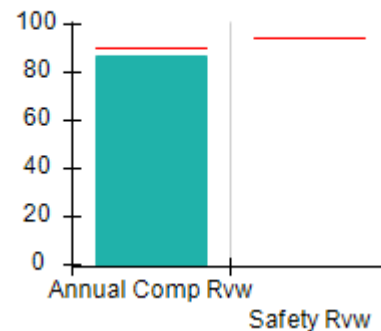
## Quarterly Provider Comparisons to All ILP/TLPs

indicates average for all ILP/TLPs

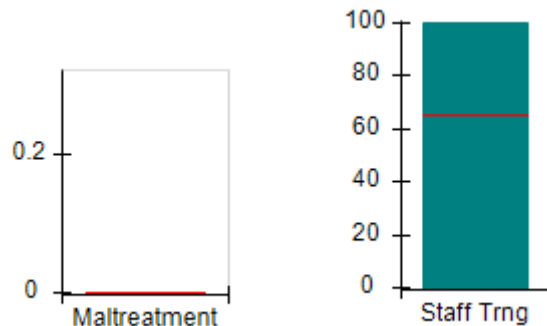
Overall Score (%)



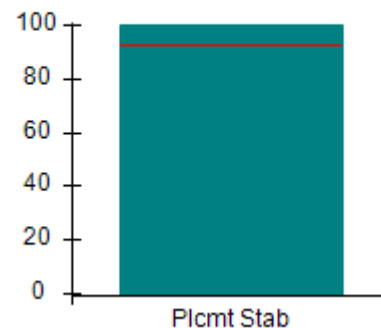
OPM Monitoring Reviews (%)



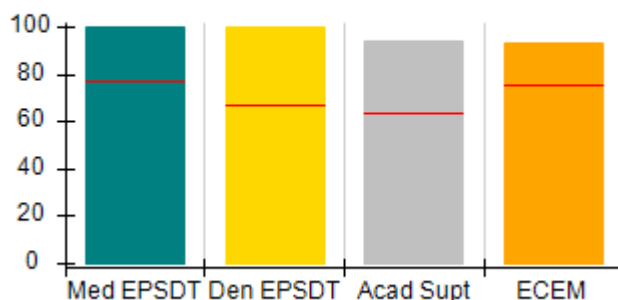
Safety Outcomes (%)



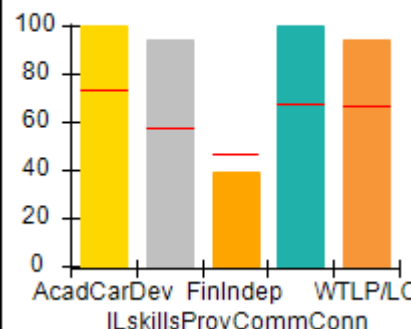
Permanency Outcomes (%)



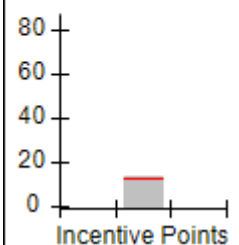
Well-Being Outcomes (%)



ILP/TLP Outcomes (%)



Incentives Earned (Points)





# Performance-Based Placement Measures RBWO Provider GA+SCORECARD - ILP/TLP

Report Quarter: Q3 FY2017

**Provider/Program Name: Little Debbie's Second Chance Home, Inc. - Redan ILP (5213) - CCI**

1597 Smithson Drive, Lithonia, GA 30058  Phone: 404-296-1311  Vendor ID# 136090		Quarterly Scores (Grades)		Current Quarter Score (Grade)
		Q1: 84.02 (B)	Q2: 99.25 (A+)	102.42% (A+)
		Q3: 102.42 (A+)	Q4: N/A	
Program Census Information:		# Children in Care During Quarter: 6	# Placements During Quarter: 6	# Children in Care On Last Day: 6
	Avg Performance All ILP/TLPs (%)	Provider Performance (%)*	Possible Points (Weight)	Provider Points Earned
<b>OPM Monitoring Reviews</b>				
Annual Comprehensive Reviews	90%	87%	15	13.05
Safety Reviews	94%	Not Yet Conducted		
<b>Monitoring Sub-Total</b>			<b>15</b>	<b>13.05</b>
<b>ILP/TLP Safety Outcomes</b>				
Incidence of Maltreatment	0.00%	Not Eligible		
Staff Training	65%	100%	13	13.00
<b>Safety Sub-Total</b>			<b>13</b>	<b>13.00</b>
<b>ILP/TLP Permanency Outcomes</b>				
Placement Stability	93%	100%	3	3.00
<b>Permanency Sub-Total</b>			<b>3</b>	<b>3.00</b>
<b>ILP/TLP Well-Being Outcomes</b>				
EPSDT Medical Visits	77%	100%	4	4.00
EPSDT Dental Visits	67%	100%	4	4.00
Academic Supports	64%	94%	2	1.88
Provider ECEM Visits	76%	93%	4	3.72
Placements with Siblings	No Data	Not Eligible	Not Scored	Not Scored
Placements within Legal County	32%	33%	Not Scored	Not Scored
<b>Well-Being Sub-Total</b>			<b>14</b>	<b>13.60</b>
<b>ILP/TLP Specialty Outcomes</b>				
Academic/Career Development	73%	100%	10	10.00
Ind Living Skills Provision	58%	94%	15	14.10
Financial Independence	47%	39%	5	1.95
Community Connections	68%	100%	5	5.00
WTLP/Life Coach	66%	94%	15	14.10
<b>Specialty Sub-Total</b>			<b>50</b>	<b>45.15</b>

\*Performance calculation descriptions can be found in the FY 2017 RBWO PBP Measurements and Standards Guide.

Monitoring &amp; Outcomes: Possible Points = 95

Points Earned = 87.80

Score Before Incentives Credit

92.42%



# Performance-Based Placement Measures RBWO Provider GA+SCORECARD - ILP/TLP

Report Quarter: Q3 FY2017

Incentives Awarded	10.00 pts
PBP Verification	N/A pts
<b>Total Score</b>	<b>102.42%</b>

## Provider/Program Name: Little Debbie's Second Chance Home, Inc. - Redan ILP (5213) - CCI

Program Census Information:		# Children in Care During Quarter: 6	# Placements During Quarter: 6	# Children in Care On Last Day: 6
ILP/TLP Incentive Credits	Avg Performance All ILP/TLPs (Points)	Provider Performance (%)*	Possible Points (Weight)	Provider Points Earned
No DJJ or DOC Involvement		100%	5	5.00
Extended Foster Care Services		Not Eligible	5	
Positive Permanency Connections		0%	5	0.00
High School Graduation/College Participation/Professional Certification		0%	20	0.00
Part-Time Employment with Medical Benefits		Not Eligible	20	
Living Arrangements at Discharge		Not Eligible	20	
Additional Academic Supports		88%	2	1.76
Additional IL Skills Provision		94%	5	4.70
Active Agency Accreditation		50%	4	2.00
Staff Clinical Licensure		0%	5	0.00
<b>Incentives Total</b>	<b>12.99</b>		<b>91</b>	<b>13.46</b>

\*Performance calculation descriptions can be found in the FY 2017 RBWO PBP Measurements and Standards Guide.

## Child Protective Services Investigations and Dispositions

The following investigations data, which is not used for scoring but is considered significant to a provider's performance, is from Georgia SHINES and is not considered final or complete until the end of the fiscal year.

Total Reports:	0	
Number Screened In:	0	
Number Screened Out:	0	
Number Substantiated:	0	
Number Unsubstantiated:	0	
Number Active CPS Investigations:	0	



# Performance-Based Placement Measures

## RBWO Provider GA+SCORECARD - ILP/TLP

Report Quarter: Q3 FY2017

**Provider/Program Name: Little Debbie's Second Chance Home, Inc. - TLP (967) - CCI**

3900 Leprechaun Court, Decatur, GA 30034

Phone: 770-686-5169

Vendor ID# 35447

## Quarterly Scores (Grades)

Q1: 103.21 (A+)

Q2: 108.57 (A+)

Q3: 104.57 (A+)

Q4: N/A

## Current Quarter Score (Grade)

104.57%

(A+)

Program Census Information:

# Children in Care During Quarter: 8

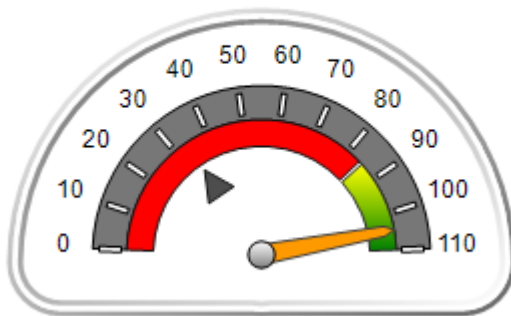
# Placements During Quarter: 13

# Children in Care On Last Day: 4

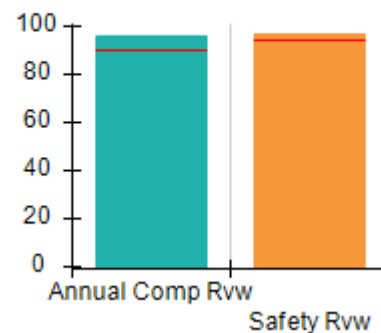
### Quarterly Provider Comparisons to All ILP/TLPs

indicates average for all ILP/TLPs

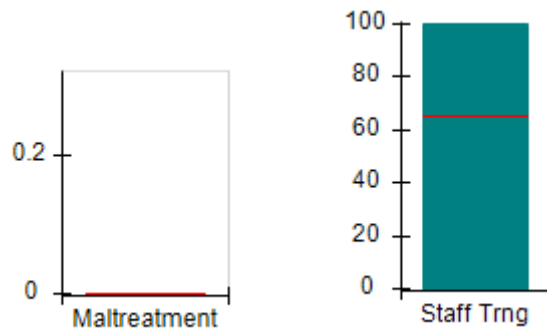
## Overall Score (%)



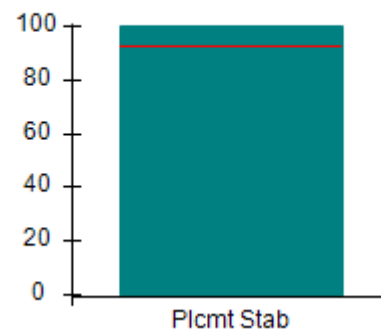
## OPM Monitoring Reviews (%)



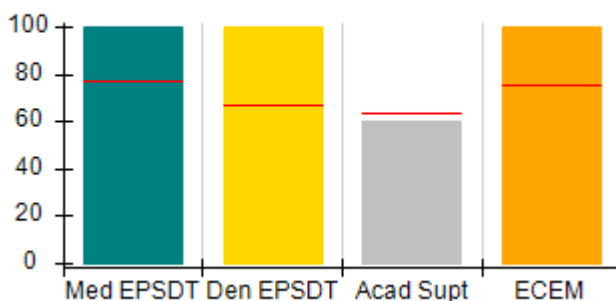
## Safety Outcomes (%)



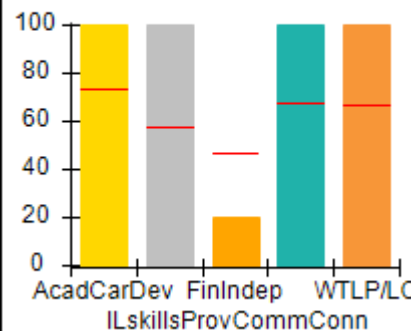
## Permanency Outcomes (%)



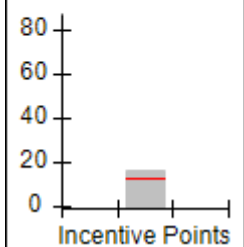
## Well-Being Outcomes (%)



## ILP/TLP Outcomes (%)



## Incentives Earned (Points)







# Performance-Based Placement Measures RBWO Provider GA+SCORECARD - ILP/TLP

Report Quarter: Q3 FY2017

<b>Provider/Program Name: Little Debbie's Second Chance Home, Inc. - TLP (967) - CCI</b>				
<b>3900 Leprechaun Court, Decatur, GA 30034</b>		<b>Quarterly Scores (Grades)</b>		<b>Current Quarter Score (Grade)</b>
<b>Phone: 770-686-5169</b>		<b>Q1: 103.21 (A+)</b>	<b>Q2: 108.57 (A+)</b>	<b>104.57%</b>
<b>Vendor ID# 35447</b>		<b>Q3: 104.57 (A+)</b>	<b>Q4: N/A</b>	<b>(A+)</b>
Program Census Information:		# Children in Care During Quarter: 8	# Placements During Quarter: 13	# Children in Care On Last Day: 4
	<b>Avg Performance All ILP/TLPs (%)</b>	<b>Provider Performance (%)*</b>	<b>Possible Points (Weight)</b>	<b>Provider Points Earned</b>
<b>OPM Monitoring Reviews</b>				
Annual Comprehensive Reviews	90%	96%	15	14.44
Safety Reviews	94%	97%	5	4.84
<b>Monitoring Sub-Total</b>			<b>20</b>	<b>19.29</b>
<b>ILP/TLP Safety Outcomes</b>				
Incidence of Maltreatment	0.00%	No Substantiated Reports	3	3.00
Staff Training	65%	100%	10	10.00
<b>Safety Sub-Total</b>			<b>13</b>	<b>13.00</b>
<b>ILP/TLP Permanency Outcomes</b>				
Placement Stability	93%	100%	3	3.00
<b>Permanency Sub-Total</b>			<b>3</b>	<b>3.00</b>
<b>ILP/TLP Well-Being Outcomes</b>				
EPSDT Medical Visits	77%	100%	4	4.00
EPSDT Dental Visits	67%	100%	4	4.00
Academic Supports	64%	60%	2	1.20
Provider ECEM Visits	76%	100%	4	4.00
Placements with Siblings	No Data	0%	Not Scored	Not Scored
Placements within Legal County	32%	56%	Not Scored	Not Scored
<b>Well-Being Sub-Total</b>			<b>14</b>	<b>13.28</b>
<b>ILP/TLP Specialty Outcomes</b>				
Academic/Career Development	73%	100%	10	10.00
Ind Living Skills Provision	58%	100%	15	15.00
Financial Independence	47%	20%	5	1.00
Community Connections	68%	100%	5	5.00
WTLP/Life Coach	66%	100%	15	15.00
<b>Specialty Sub-Total</b>			<b>50</b>	<b>46.00</b>
*Performance calculation descriptions can be found in the FY 2017 RBWO PBP Measurements and Standards Guide.				

Monitoring &amp; Outcomes: Possible Points = 100

Points Earned = 94.57



# Performance-Based Placement Measures RBWO Provider GA+SCORECARD - ILP/TLP

Report Quarter: Q3 FY2017

<b>Score Before Incentives Credit</b>	<b>94.57%</b>
<b>Incentives Awarded</b>	<b>10.00 pts</b>
<b>PBP Verification</b>	<b>N/A pts</b>
<b>Total Score</b>	<b>104.57%</b>

Provider/Program Name: Little Debbie's Second Chance Home, Inc. - TLP (967) - CCI				
Program Census Information:		# Children in Care During Quarter: 8	# Placements During Quarter: 13	# Children in Care On Last Day: 4
ILP/TLP Incentive Credits	Avg Performance All ILP/TLPs (Points)	Provider Performance (%)*	Possible Points (Weight)	Provider Points Earned
No DJJ or DOC Involvement		100%	5	5.00
Extended Foster Care Services		100%	5	5.00
Positive Permanency Connections		0%	5	0.00
High School Graduation/College Participation/Professional Certification		0%	20	0.00
Part-Time Employment with Medical Benefits		0%	20	0.00
Living Arrangements at Discharge		0%	20	0.00
Additional Academic Supports		60%	2	1.20
Additional IL Skills Provision		56%	5	2.80
Active Agency Accreditation		50%	4	2.00
Staff Clinical Licensure		0%	5	0.00
<b>Incentives Total</b>	<b>12.99</b>		<b>91</b>	<b>16.00</b>

\*Performance calculation descriptions can be found in the FY 2017 RBWO PBP Measurements and Standards Guide.

Child Protective Services Investigations and Dispositions		
The following investigations data, which is not used for scoring but is considered significant to a provider's performance, is from Georgia SHINES and is not considered final or complete until the end of the fiscal year.		
Total Reports:	0	
Number Screened In:	0	
Number Screened Out:	0	
Number Substantiated:	0	
Number Unsubstantiated:	0	
Number Active CPS Investigations:	0	



# Performance-Based Placement Measures RBWO Provider GA+SCORECARD - ILP/TLP

Report Quarter: Q3 FY2017

**Provider/Program Name: Little Debbie's Second Chance Home, Inc. - TLP 2 (5235) - CCI**

3893 Leprechaun Court, Decatur, GA 30034

Phone: 404-296-1311

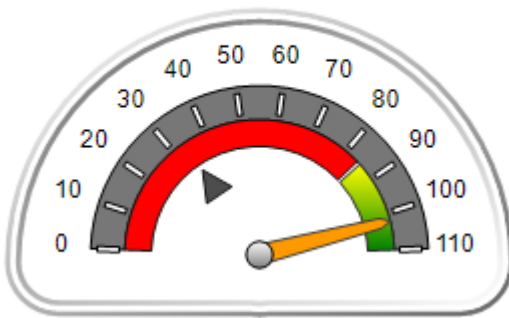
Vendor ID# 143276

	Quarterly Scores (Grades)		Current Quarter Score (Grade)
	Q1: 100.00 (A+)	Q2: 100.88 (A+)	102.22% (A+)
	Q3: 102.22 (A+)	Q4: N/A	
Program Census Information:	# Children in Care During Quarter: 3	# Placements During Quarter: 3	# Children in Care On Last Day: 3

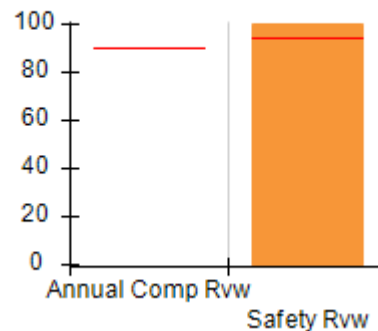
## Quarterly Provider Comparisons to All ILP/TLPs

indicates average for all ILP/TLPs

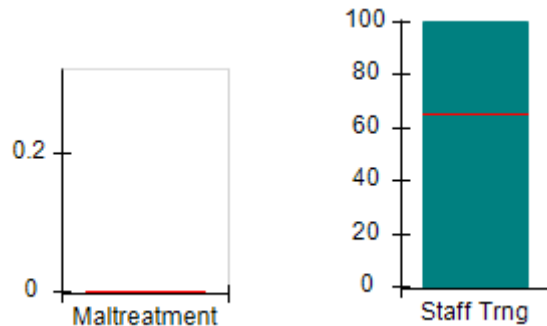
Overall Score (%)



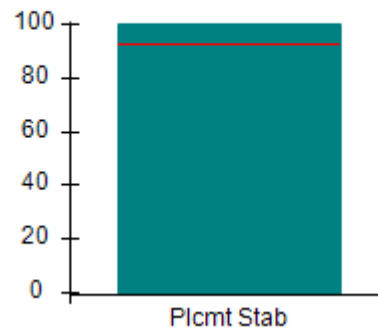
OPM Monitoring Reviews (%)



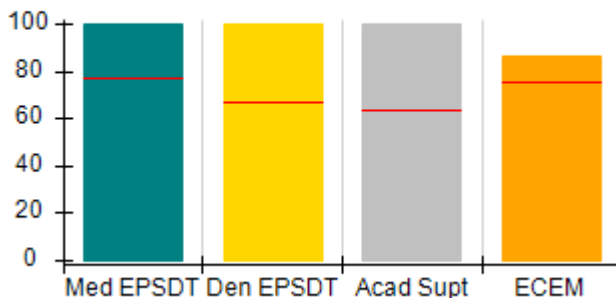
Safety Outcomes (%)



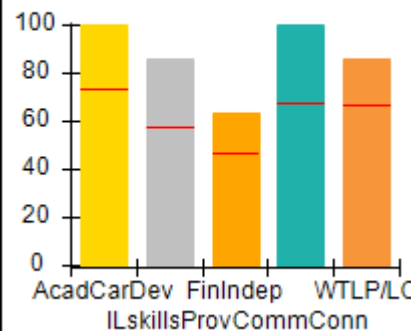
Permanency Outcomes (%)



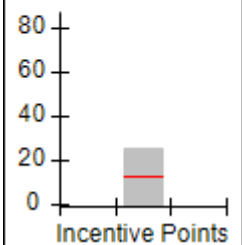
Well-Being Outcomes (%)



ILP/TLP Outcomes (%)



Incentives Earned (Points)





# Performance-Based Placement Measures RBWO Provider GA+SCORECARD - ILP/TLP

Report Quarter: Q3 FY2017

**Provider/Program Name: Little Debbie's Second Chance Home, Inc. - TLP 2 (5235) - CCI**

3893 Leprechaun Court, Decatur, GA 30034

Phone: 404-296-1311

Vendor ID# 143276

## Quarterly Scores (Grades)

Current Quarter Score (Grade)

Q1: 100.00 (A+)

Q2: 100.88 (A+)

102.22%

Q3: 102.22 (A+)

Q4: N/A

(A+)

Program Census Information:

# Children in Care During  
Quarter: 3# Placements During  
Quarter: 3# Children in Care On  
Last Day: 3Avg  
Performance All  
ILP/TLPs (%)Provider  
Performance (%)\*Possible Points  
(Weight)Provider Points  
Earned

## OPM Monitoring Reviews

Annual Comprehensive Reviews	90%	Not Yet Conducted		
Safety Reviews	94%	100%	5	5.00
<b>Monitoring Sub-Total</b>			<b>5</b>	<b>5.00</b>

## ILP/TLP Safety Outcomes

Incidence of Maltreatment	0.00%	Not Eligible		
Staff Training	65%	100%	13	13.00
<b>Safety Sub-Total</b>			<b>13</b>	<b>13.00</b>

## ILP/TLP Permanency Outcomes

Placement Stability	93%	100%	3	3.00
<b>Permanency Sub-Total</b>			<b>3</b>	<b>3.00</b>

## ILP/TLP Well-Being Outcomes

EPSDT Medical Visits	77%	100%	4	4.00
EPSDT Dental Visits	67%	100%	4	4.00
Academic Supports	64%	100%	2	2.00
Provider ECEM Visits	76%	86%	4	3.44
Placements with Siblings	No Data	Not Eligible	Not Scored	Not Scored
Placements within Legal County	32%	0%	Not Scored	Not Scored
<b>Well-Being Sub-Total</b>			<b>14</b>	<b>13.44</b>

## ILP/TLP Specialty Outcomes

Academic/Career Development	73%	100%	10	10.00
Ind Living Skills Provision	58%	86%	15	12.90
Financial Independence	47%	63%	5	3.15
Community Connections	68%	100%	5	5.00
WTLP/Life Coach	66%	86%	15	12.90
<b>Specialty Sub-Total</b>			<b>50</b>	<b>43.95</b>

\*Performance calculation descriptions can be found in the FY 2017 RBWO PBP Measurements and Standards Guide.

Monitoring &amp; Outcomes: Possible Points = 85

Points Earned = 78.39

Score Before Incentives Credit

92.22%



DHS, DFCS, Office of Provider Management  
**Performance-Based Placement Measures**  
**RBWO Provider GA+SCORECARD - ILP/TLP**



Report Quarter: Q3 FY2017

Incentives Awarded	10.00 pts
PBP Verification	N/A pts
<b>Total Score</b>	<b>102.22%</b>

**Provider/Program Name: Little Debbie's Second Chance Home, Inc. - TLP 2 (5235) - CCI**

Program Census Information:		# Children in Care During Quarter: 3	# Placements During Quarter: 3	# Children in Care On Last Day: 3
ILP/TLP Incentive Credits	Avg Performance All ILP/TLPs (Points)	Provider Performance (%)*	Possible Points (Weight)	Provider Points Earned
No DJJ or DOC Involvement		100%	5	5.00
Extended Foster Care Services		Not Eligible	5	
Positive Permanency Connections		0%	5	0.00
High School Graduation/College Participation/Professional Certification		67%	20	13.40
Part-Time Employment with Medical Benefits		Not Eligible	20	
Living Arrangements at Discharge		Not Eligible	20	
Additional Academic Supports		100%	2	2.00
Additional IL Skills Provision		57%	5	2.85
Active Agency Accreditation		50%	4	2.00
Staff Clinical Licensure		0%	5	0.00
<b>Incentives Total</b>	<b>12.99</b>		<b>91</b>	<b>25.25</b>

\*Performance calculation descriptions can be found in the FY 2017 RBWO PBP Measurements and Standards Guide.

**Child Protective Services Investigations and Dispositions**

The following investigations data, which is not used for scoring but is considered significant to a provider's performance, is from Georgia SHINES and is not considered final or complete until the end of the fiscal year.

Total Reports:	0	
Number Screened In:	0	
Number Screened Out:	0	
Number Substantiated:	0	
Number Unsubstantiated:	0	
Number Active CPS Investigations:	0	



# Performance-Based Placement Measures

## RBWO Provider GA+SCORECARD - ILP/TLP

Report Quarter: Q3 FY2017

**Provider/Program Name: Madi's House - Madi's House (5180) - CCI**

4555 Kelden Circle, College Park, GA 30349

Phone: 4049803543

Vendor ID# 121478

**Quarterly Scores (Grades)****Current Quarter Score (Grade)**

Q1: 64.27 (D)

Q2: 72.87 (C-)

73.01%

Q3: 73.01 (C-)

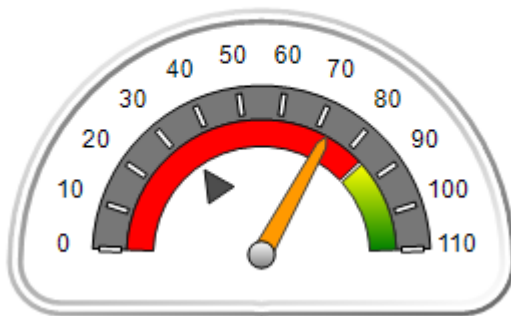
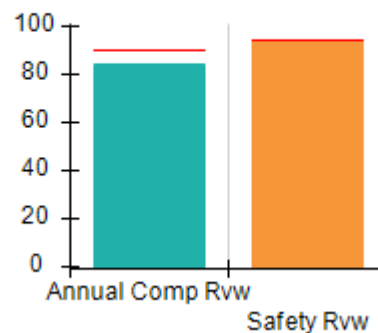
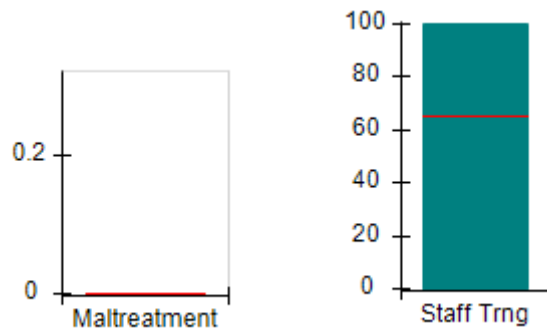
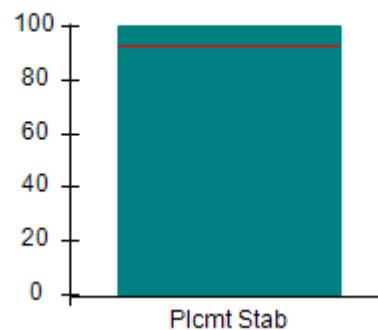
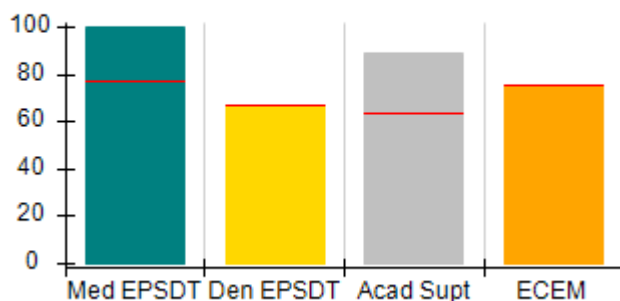
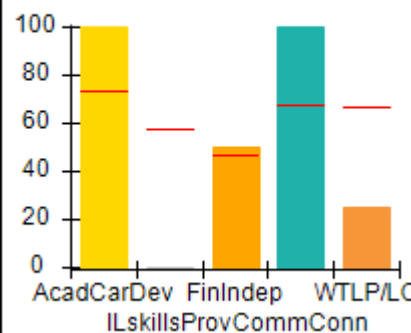
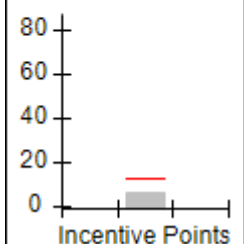
Q4: N/A

(C-)

Program Census Information:

# Children in Care During  
Quarter: 4# Placements During  
Quarter: 4# Children in Care On Last  
Day: 3**Quarterly Provider Comparisons to All ILP/TLPs**

indicates average for all ILP/TLPs

**Overall Score (%)****OPM Monitoring Reviews (%)****Safety Outcomes (%)****Permanency Outcomes (%)****Well-Being Outcomes (%)****ILP/TLP Outcomes (%)****Incentives Earned (Points)**



# Performance-Based Placement Measures

## RBWO Provider GA+SCORECARD - ILP/TLP

Report Quarter: Q3 FY2017

**Provider/Program Name: Madi's House - Madi's House (5180) - CCI**

4555 Kelden Circle, College Park, GA 30349

Phone: 4049803543

Vendor ID# 121478

**Quarterly Scores (Grades)****Current Quarter Score (Grade)**

Q1: 64.27 (D)

Q2: 72.87 (C-)

**73.01%**

Q3: 73.01 (C-)

Q4: N/A

**(C-)**

Program Census Information:

# Children in Care During Quarter: 4

# Placements During Quarter: 4

# Children in Care On Last Day: 3

Avg  
Performance All  
ILP/TLPs (%)Provider  
Performance (%)\*Possible Points  
(Weight)Provider Points  
Earned**OPM Monitoring Reviews**

Annual Comprehensive Reviews	90%	84%	15	12.60
Safety Reviews	94%	94%	5	4.72
<b>Monitoring Sub-Total</b>			<b>20</b>	<b>17.32</b>

**ILP/TLP Safety Outcomes**

Incidence of Maltreatment	0.00%	No Substantiated Reports	3	3.00
Staff Training	65%	100%	10	10.00
<b>Safety Sub-Total</b>			<b>13</b>	<b>13.00</b>

**ILP/TLP Permanency Outcomes**

Placement Stability	93%	100%	3	3.00
<b>Permanency Sub-Total</b>			<b>3</b>	<b>3.00</b>

**ILP/TLP Well-Being Outcomes**

EPSDT Medical Visits	77%	100%	4	4.00
EPSDT Dental Visits	67%	67%	4	2.68
Academic Supports	64%	89%	2	1.78
Provider ECEM Visits	76%	75%	4	3.00
Placements with Siblings	No Data	0%	Not Scored	Not Scored
Placements within Legal County	32%	0%	Not Scored	Not Scored
<b>Well-Being Sub-Total</b>			<b>14</b>	<b>11.68</b>

**ILP/TLP Specialty Outcomes**

Academic/Career Development	73%	100%	10	10.00
Ind Living Skills Provision	58%	0%	15	0.00
Financial Independence	47%	50%	5	2.50
Community Connections	68%	100%	5	5.00
WTLP/Life Coach	66%	25%	15	3.75
<b>Specialty Sub-Total</b>			<b>50</b>	<b>21.25</b>

\*Performance calculation descriptions can be found in the FY 2017 RBWO PBP Measurements and Standards Guide.

**Monitoring & Outcomes: Possible Points = 100****Points Earned = 66.25**



# Performance-Based Placement Measures RBWO Provider GA+SCORECARD - ILP/TLP

Report Quarter: Q3 FY2017

<b>Score Before Incentives Credit</b>	<b>66.25%</b>
<b>Incentives Awarded</b>	<b>06.76 pts</b>
<b>PBP Verification</b>	<b>N/A pts</b>
<b>Total Score</b>	<b>73.01%</b>

Provider/Program Name: Madi's House - Madi's House (5180) - CCI				
Program Census Information:		# Children in Care During Quarter: 4	# Placements During Quarter: 4	# Children in Care On Last Day: 3
ILP/TLP Incentive Credits	Avg Performance All ILP/TLPs (Points)	Provider Performance (%)*	Possible Points (Weight)	Provider Points Earned
No DJJ or DOC Involvement		100%	5	5.00
Extended Foster Care Services		Not Eligible	5	
Positive Permanency Connections		0%	5	0.00
High School Graduation/College Participation/Professional Certification		0%	20	0.00
Part-Time Employment with Medical Benefits		0%	20	0.00
Living Arrangements at Discharge		0%	20	0.00
Additional Academic Supports		88%	2	1.76
Additional IL Skills Provision		0%	5	0.00
Active Agency Accreditation		0%	4	0.00
Staff Clinical Licensure		0%	5	0.00
<b>Incentives Total</b>	<b>12.99</b>		<b>91</b>	<b>6.76</b>

\*Performance calculation descriptions can be found in the FY 2017 RBWO PBP Measurements and Standards Guide.

Child Protective Services Investigations and Dispositions		
The following investigations data, which is not used for scoring but is considered significant to a provider's performance, is from Georgia SHINES and is not considered final or complete until the end of the fiscal year.		
Total Reports:	0	
Number Screened In:	0	
Number Screened Out:	0	
Number Substantiated:	0	
Number Unsubstantiated:	0	
Number Active CPS Investigations:	0	





# Performance-Based Placement Measures RBWO Provider GA+SCORECARD - ILP/TLP

Report Quarter: Q3 FY2017

**Provider/Program Name: Mentoring Youth Services - ILP (5165) - CCI**

2031 6th Avenue, Columbus, GA 31904

Phone: 706-984-0161

Vendor ID# 144099

Quarterly Scores (Grades)

Q1: 92.75 (A-)

Q2: 23.35 (F)

Q3: 20.04 (F)

Q4: N/A

Current Quarter Score (Grade)

20.04%

(F)

Program Census Information:

# Children in Care During Quarter: 1

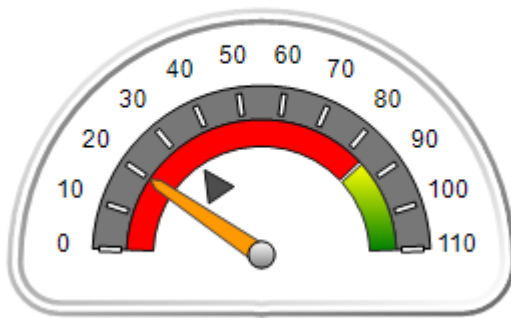
# Placements During Quarter: 1

# Children in Care On Last Day: 1

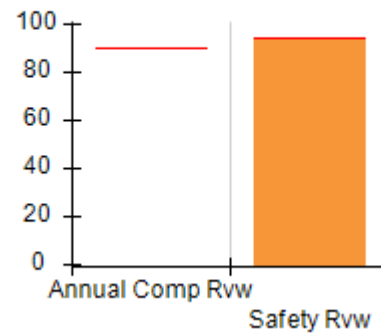
## Quarterly Provider Comparisons to All ILP/TLPs

▼ indicates average for all ILP/TLPs

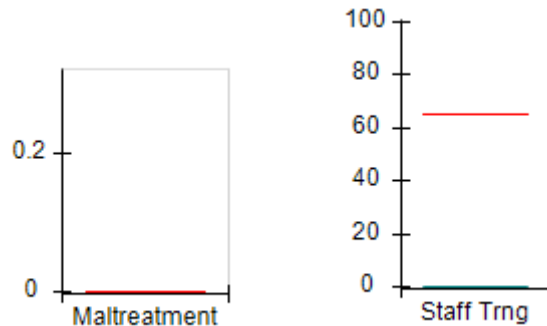
Overall Score (%)



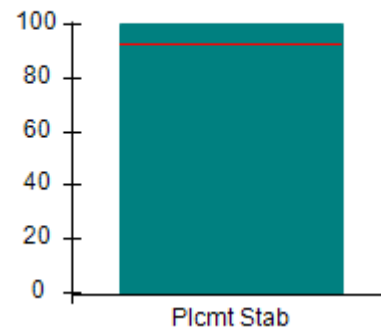
OPM Monitoring Reviews (%)



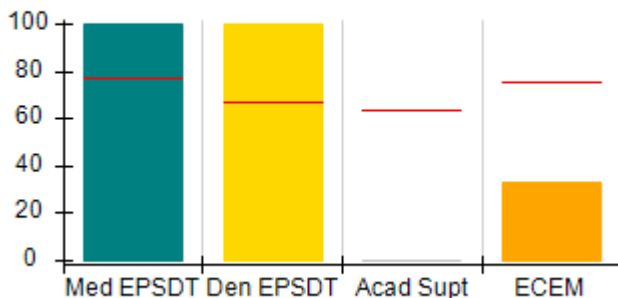
Safety Outcomes (%)



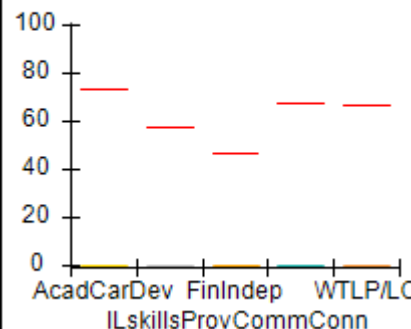
Permanency Outcomes (%)



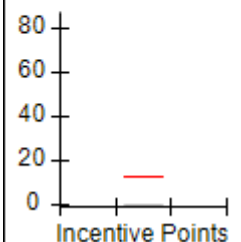
Well-Being Outcomes (%)



ILP/TLP Outcomes (%)



Incentives Earned (Points)





# Performance-Based Placement Measures RBWO Provider GA+SCORECARD - ILP/TLP

Report Quarter: Q3 FY2017

**Provider/Program Name: Mentoring Youth Services - ILP (5165) - CCI**

2031 6th Avenue, Columbus, GA 31904

Phone: 706-984-0161

Vendor ID# 144099

**Quarterly Scores (Grades)**
**Current Quarter Score  
(Grade)**

Q1: 92.75 (A-)

Q2: 23.35 (F)

**20.04%  
(F)**

Q3: 20.04 (F)

Q4: N/A

Program Census Information:

# Children in Care During  
Quarter: 1# Placements During  
Quarter: 1# Children in Care On  
Last Day: 1
**Avg  
Performance All  
ILP/TLPs (%)**
**Provider  
Performance (%)\***
**Possible Points  
(Weight)**
**Provider Points  
Earned**
**OPM Monitoring Reviews**

Annual Comprehensive Reviews	90%	Not Yet Conducted		
Safety Reviews	94%	94%	5	4.71
<b>Monitoring Sub-Total</b>			<b>5</b>	<b>4.71</b>

**ILP/TLP Safety Outcomes**

Incidence of Maltreatment	0.00%	Not Eligible		
Staff Training	65%	0%	13	0.00
<b>Safety Sub-Total</b>			<b>13</b>	<b>0.00</b>

**ILP/TLP Permanency Outcomes**

Placement Stability	93%	100%	3	3.00
<b>Permanency Sub-Total</b>			<b>3</b>	<b>3.00</b>

**ILP/TLP Well-Being Outcomes**

EPSDT Medical Visits	77%	100%	4	4.00
EPSDT Dental Visits	67%	100%	4	4.00
Academic Supports	64%	0%	2	0.00
Provider ECEM Visits	76%	33%	4	1.32
Placements with Siblings	No Data	0%	Not Scored	Not Scored
Placements within Legal County	32%	Not Eligible	Not Scored	Not Scored
<b>Well-Being Sub-Total</b>			<b>14</b>	<b>9.32</b>

**ILP/TLP Specialty Outcomes**

Academic/Career Development	73%	0%	10	0.00
Ind Living Skills Provision	58%	0%	15	0.00
Financial Independence	47%	0%	5	0.00
Community Connections	68%	0%	5	0.00
WTLP/Life Coach	66%	0%	15	0.00
<b>Specialty Sub-Total</b>			<b>50</b>	<b>0.00</b>

\*Performance calculation descriptions can be found in the FY 2017 RBWO PBP Measurements and Standards Guide.

**Monitoring & Outcomes: Possible Points = 85**
**Points Earned = 17.03**
**Score Before Incentives Credit**
**20.04%**



# Performance-Based Placement Measures RBWO Provider GA+SCORECARD - ILP/TLP

Report Quarter: Q3 FY2017

Incentives Awarded	00.00 pts
PBP Verification	N/A pts
<b>Total Score</b>	<b>20.04%</b>

**Provider/Program Name: Mentoring Youth Services - ILP (5165) - CCI**

Program Census Information:		# Children in Care During Quarter: 1	# Placements During Quarter: 1	# Children in Care On Last Day: 1
ILP/TLP Incentive Credits	Avg Performance All ILP/TLPs (Points)	Provider Performance (%)*	Possible Points (Weight)	Provider Points Earned
No DJJ or DOC Involvement		0%	5	0.00
Extended Foster Care Services		Not Eligible	5	
Positive Permanency Connections		0%	5	0.00
High School Graduation/College Participation/Professional Certification		0%	20	0.00
Part-Time Employment with Medical Benefits		Not Eligible	20	
Living Arrangements at Discharge		Not Eligible	20	
Additional Academic Supports		0%	2	0.00
Additional IL Skills Provision		0%	5	0.00
Active Agency Accreditation		0%	4	0.00
Staff Clinical Licensure		0%	5	0.00
<b>Incentives Total</b>	<b>12.99</b>		<b>91</b>	<b>0.00</b>

\*Performance calculation descriptions can be found in the FY 2017 RBWO PBP Measurements and Standards Guide.

**Child Protective Services Investigations and Dispositions**

The following investigations data, which is not used for scoring but is considered significant to a provider's performance, is from Georgia SHINES and is not considered final or complete until the end of the fiscal year.

Total Reports:	0	
Number Screened In:	0	
Number Screened Out:	0	
Number Substantiated:	0	
Number Unsubstantiated:	0	
Number Active CPS Investigations:	0	



# Performance-Based Placement Measures RBWO Provider GA+SCORECARD - ILP/TLP

Report Quarter: Q3 FY2017

**Provider/Program Name: Murphy-Harpst Children's Centers - (Fletcher St. 2) (5230) - CCI**

740 Fletcher St., Cedartown, GA 30125

Phone: 770-748-1500

Vendor ID# 144420

## Quarterly Scores (Grades)

Q1: 126.27 (A+)

Q2: 58.74 (F)

Q3: 54.54 (F)

Q4: N/A

## Current Quarter Score (Grade)

**54.54%**

**(F)**

Program Census Information:

# Children in Care During Quarter: 7

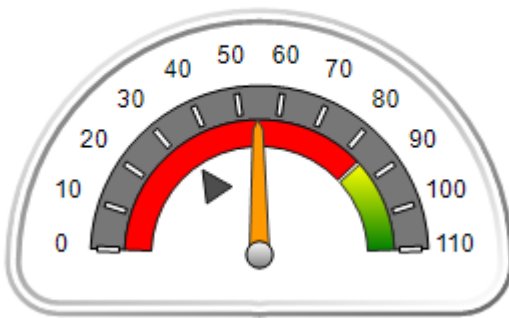
# Placements During Quarter: 7

# Children in Care On Last Day: 6

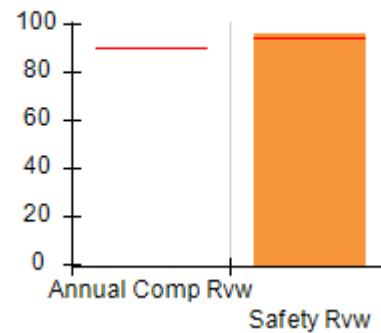
## Quarterly Provider Comparisons to All ILP/TLPs

▼ indicates average for all ILP/TLPs

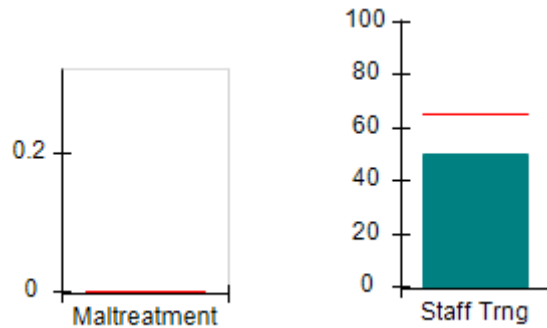
### Overall Score (%)



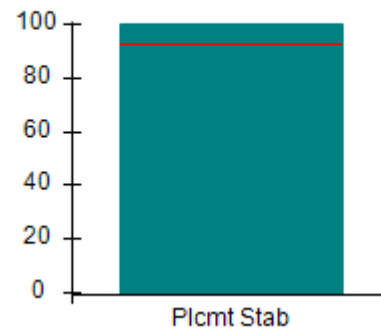
### OPM Monitoring Reviews (%)



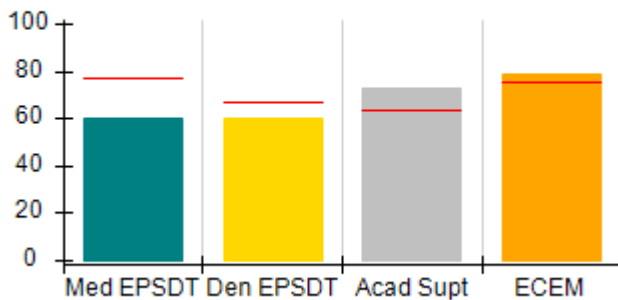
### Safety Outcomes (%)



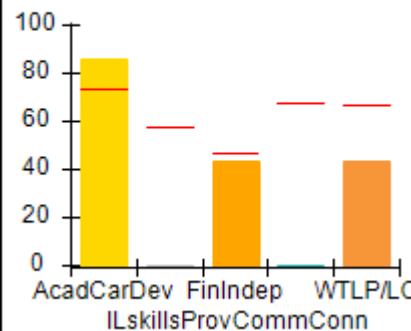
### Permanency Outcomes (%)



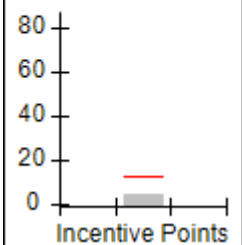
### Well-Being Outcomes (%)



### ILP/TLP Outcomes (%)



### Incentives Earned (Points)





# Performance-Based Placement Measures RBWO Provider GA+SCORECARD - ILP/TLP

Report Quarter: Q3 FY2017

**Provider/Program Name: Murphy-Harpst Children's Centers - (Fletcher St. 2) (5230) - CCI**

<b>740 Fletcher St., Cedartown, GA 30125</b>  <b>Phone: 770-748-1500</b>  <b>Vendor ID# 144420</b>	Quarterly Scores (Grades)		Current Quarter Score (Grade)
	Q1: 126.27 (A+)	Q2: 58.74 (F)	<b>54.54%</b>  <b>(F)</b>
	Q3: 54.54 (F)	Q4: N/A	

Program Census Information:	# Children in Care During Quarter: 7	# Placements During Quarter: 7	# Children in Care On Last Day: 6
-----------------------------	--------------------------------------	--------------------------------	-----------------------------------

	Avg Performance All ILP/TLPs (%)	Provider Performance (%)*	Possible Points (Weight)	Provider Points Earned
--	----------------------------------	---------------------------	--------------------------	------------------------

**OPM Monitoring Reviews**

Annual Comprehensive Reviews	90%	Not Yet Conducted		
Safety Reviews	94%	96%	5	4.79
<b>Monitoring Sub-Total</b>			<b>5</b>	<b>4.79</b>

**ILP/TLP Safety Outcomes**

Incidence of Maltreatment	0.00%	No Substantiated Reports	3	3.00
Staff Training	65%	50%	10	5.00
<b>Safety Sub-Total</b>			<b>13</b>	<b>8.00</b>

**ILP/TLP Permanency Outcomes**

Placement Stability	93%	100%	3	3.00
<b>Permanency Sub-Total</b>			<b>3</b>	<b>3.00</b>

**ILP/TLP Well-Being Outcomes**

EPSDT Medical Visits	77%	60%	4	2.40
EPSDT Dental Visits	67%	60%	4	2.40
Academic Supports	64%	73%	2	1.46
Provider ECEM Visits	76%	79%	4	3.16
Placements with Siblings	No Data	0%	Not Scored	Not Scored
Placements within Legal County	32%	0%	Not Scored	Not Scored
<b>Well-Being Sub-Total</b>			<b>14</b>	<b>9.56</b>

**ILP/TLP Specialty Outcomes**

Academic/Career Development	73%	86%	10	8.60
Ind Living Skills Provision	58%	0%	15	0.00
Financial Independence	47%	43%	5	2.15
Community Connections	68%	0%	5	0.00
WTLP/Life Coach	66%	43%	15	6.45
<b>Specialty Sub-Total</b>			<b>50</b>	<b>17.20</b>

\*Performance calculation descriptions can be found in the FY 2017 RBWO PBP Measurements and Standards Guide.

<b>Monitoring &amp; Outcomes: Possible Points = 85</b>	<b>Points Earned = 42.55</b>
--	------------------------------



# Performance-Based Placement Measures RBWO Provider GA+SCORECARD - ILP/TLP

Report Quarter: Q3 FY2017

<b>Score Before Incentives Credit</b>	<b>50.06%</b>
<b>Incentives Awarded</b>	<b>04.48 pts</b>
<b>PBP Verification</b>	<b>N/A pts</b>
<b>Total Score</b>	<b>54.54%</b>

**Provider/Program Name: Murphy-Harpst Children's Centers - (Fletcher St. 2) (5230) - CCI**

Program Census Information:		# Children in Care During Quarter: 7	# Placements During Quarter: 7	# Children in Care On Last Day: 6
ILP/TLP Incentive Credits	Avg Performance All ILP/TLPs (Points)	Provider Performance (%)*	Possible Points (Weight)	Provider Points Earned
No DJJ or DOC Involvement		86%	5	4.30
Extended Foster Care Services		Not Eligible	5	
Positive Permanency Connections		0%	5	0.00
High School Graduation/College Participation/Professional Certification		0%	20	0.00
Part-Time Employment with Medical Benefits		0%	20	0.00
Living Arrangements at Discharge		0%	20	0.00
Additional Academic Supports		9%	2	0.18
Additional IL Skills Provision		0%	5	0.00
Active Agency Accreditation		0%	4	0.00
Staff Clinical Licensure		0%	5	0.00
<b>Incentives Total</b>	<b>12.99</b>		<b>91</b>	<b>4.48</b>

\*Performance calculation descriptions can be found in the FY 2017 RBWO PBP Measurements and Standards Guide.

**Child Protective Services Investigations and Dispositions**

The following investigations data, which is not used for scoring but is considered significant to a provider's performance, is from Georgia SHINES and is not considered final or complete until the end of the fiscal year.

Total Reports:	0	
Number Screened In:	0	
Number Screened Out:	0	
Number Substantiated:	0	
Number Unsubstantiated:	0	
Number Active CPS Investigations:	0	



# Performance-Based Placement Measures RBWO Provider GA+SCORECARD - ILP/TLP

Report Quarter: Q3 FY2017

**Provider/Program Name: North Georgia Angel House - ILP (5238) - CCI**

2260 Sam Nelson Road, Canton, GA 30114

Phone: 770-479-9555

Vendor ID# 144051

**Quarterly Scores (Grades)**

Q1: 83.38 (B-)

Q2: 109.41 (A+)

Q3: 109.52 (A+)

Q4: N/A

**Current Quarter Score (Grade)**

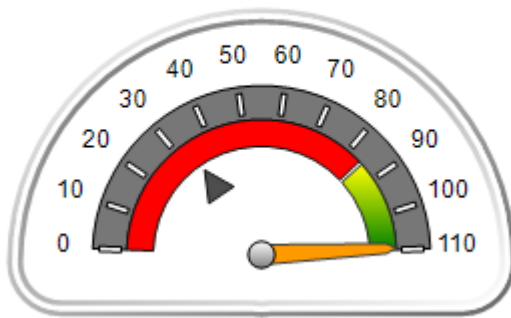
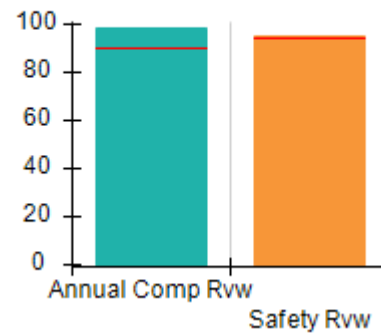
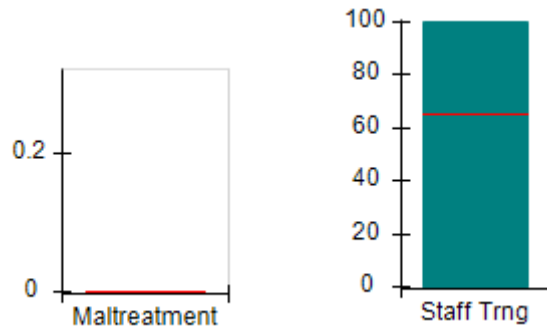
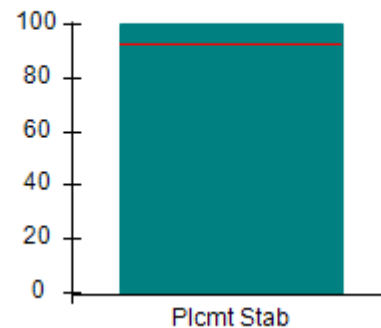
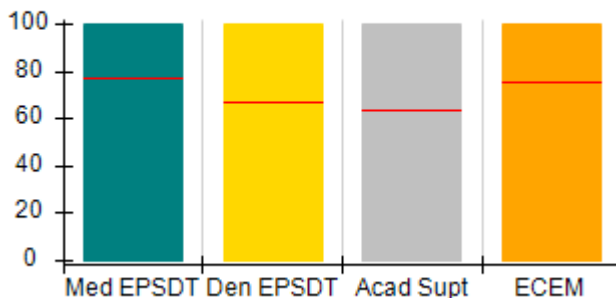
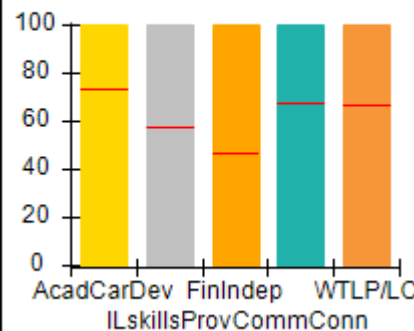
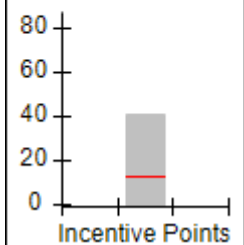
109.52%

(A+)

Program Census Information:

# Children in Care During  
Quarter: 4# Placements During  
Quarter: 4# Children in Care On Last  
Day: 1
**Quarterly Provider Comparisons to All ILP/TLPs**

indicates average for all ILP/TLPs

**Overall Score (%)**

**OPM Monitoring Reviews (%)**

**Safety Outcomes (%)**

**Permanency Outcomes (%)**

**Well-Being Outcomes (%)**

**ILP/TLP Outcomes (%)**

**Incentives Earned (Points)**




# Performance-Based Placement Measures

## RBWO Provider GA+SCORECARD - ILP/TLP

Report Quarter: Q3 FY2017

**Provider/Program Name: North Georgia Angel House - ILP (5238) - CCI**

2260 Sam Nelson Road, Canton, GA 30114

Phone: 770-479-9555

Vendor ID# 144051

**Quarterly Scores (Grades)****Current Quarter Score (Grade)**

Q1: 83.38 (B-)

Q2: 109.41 (A+)

**109.52%**

Q3: 109.52 (A+)

Q4: N/A

**(A+)**

Program Census Information:

# Children in Care During Quarter: 4

# Placements During Quarter: 4

# Children in Care On Last Day: 1

Avg  
Performance All  
ILP/TLPs (%)Provider  
Performance (%)\*Possible Points  
(Weight)Provider Points  
Earned**OPM Monitoring Reviews**

Annual Comprehensive Reviews	90%	98%	15	14.77
Safety Reviews	94%	95%	5	4.75
<b>Monitoring Sub-Total</b>			<b>20</b>	<b>19.52</b>

**ILP/TLP Safety Outcomes**

Incidence of Maltreatment	0.00%	Not Eligible		
Staff Training	65%	100%	13	13.00
<b>Safety Sub-Total</b>			<b>13</b>	<b>13.00</b>

**ILP/TLP Permanency Outcomes**

Placement Stability	93%	100%	3	3.00
<b>Permanency Sub-Total</b>			<b>3</b>	<b>3.00</b>

**ILP/TLP Well-Being Outcomes**

EPSDT Medical Visits	77%	100%	4	4.00
EPSDT Dental Visits	67%	100%	4	4.00
Academic Supports	64%	100%	2	2.00
Provider ECEM Visits	76%	100%	4	4.00
Placements with Siblings	No Data	Not Eligible	Not Scored	Not Scored
Placements within Legal County	32%	Not Eligible	Not Scored	Not Scored
<b>Well-Being Sub-Total</b>			<b>14</b>	<b>14.00</b>

**ILP/TLP Specialty Outcomes**

Academic/Career Development	73%	100%	10	10.00
Ind Living Skills Provision	58%	100%	15	15.00
Financial Independence	47%	100%	5	5.00
Community Connections	68%	100%	5	5.00
WTLP/Life Coach	66%	100%	15	15.00
<b>Specialty Sub-Total</b>			<b>50</b>	<b>50.00</b>

\*Performance calculation descriptions can be found in the FY 2017 RBWO PBP Measurements and Standards Guide.

**Monitoring & Outcomes: Possible Points = 100****Points Earned = 99.52****Score Before Incentives Credit****99.52%**





# Performance-Based Placement Measures RBWO Provider GA+SCORECARD - ILP/TLP

Report Quarter: Q3 FY2017

Incentives Awarded	10.00 pts
PBP Verification	N/A pts
<b>Total Score</b>	<b>109.52%</b>

**Provider/Program Name: North Georgia Angel House - ILP (5238) - CCI**

Program Census Information:		# Children in Care During Quarter: 4	# Placements During Quarter: 4	# Children in Care On Last Day: 1
ILP/TLP Incentive Credits	Avg Performance All ILP/TLPs (Points)	Provider Performance (%)*	Possible Points (Weight)	Provider Points Earned
No DJJ or DOC Involvement		100%	5	5.00
Extended Foster Care Services		Not Eligible	5	
Positive Permanency Connections		100%	5	5.00
High School Graduation/College Participation/Professional Certification		0%	20	0.00
Part-Time Employment with Medical Benefits		33%	20	6.60
Living Arrangements at Discharge		67%	20	13.40
Additional Academic Supports		100%	2	2.00
Additional IL Skills Provision		100%	5	5.00
Active Agency Accreditation		100%	4	4.00
Staff Clinical Licensure		0%	5	0.00
<b>Incentives Total</b>	<b>12.99</b>		<b>91</b>	<b>41.00</b>

\*Performance calculation descriptions can be found in the FY 2017 RBWO PBP Measurements and Standards Guide.

**Child Protective Services Investigations and Dispositions**

The following investigations data, which is not used for scoring but is considered significant to a provider's performance, is from Georgia SHINES and is not considered final or complete until the end of the fiscal year.

Total Reports:	0	
Number Screened In:	0	
Number Screened Out:	0	
Number Substantiated:	0	
Number Unsubstantiated:	0	
Number Active CPS Investigations:	0	



# Performance-Based Placement Measures RBWO Provider GA+SCORECARD - ILP/TLP

Report Quarter: Q3 FY2017

**Provider/Program Name: North Georgia Angel House - TLP (5126) - CCI**

2260 Sam Nelson Road, Canton, GA 30114

Phone: 770-479-9555

Vendor ID# 108343

## Quarterly Scores (Grades)

Q1: 107.44 (A+)

Q2: 98.36 (A+)

Q3: 109.48 (A+)

Q4: N/A

## Current Quarter Score (Grade)

**109.48%**

**(A+)**

Program Census Information:

# Children in Care During Quarter: 8

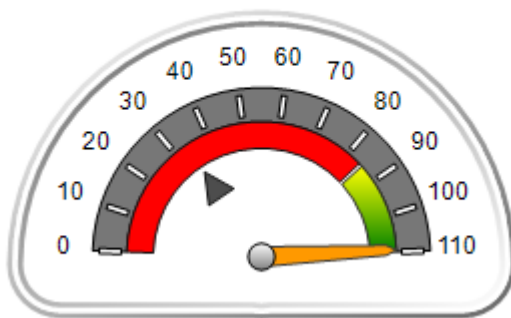
# Placements During Quarter: 8

# Children in Care On Last Day: 4

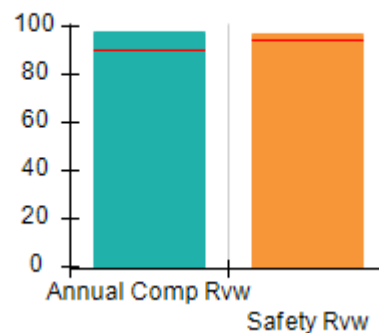
## Quarterly Provider Comparisons to All ILP/TLPs

▼ indicates average for all ILP/TLPs

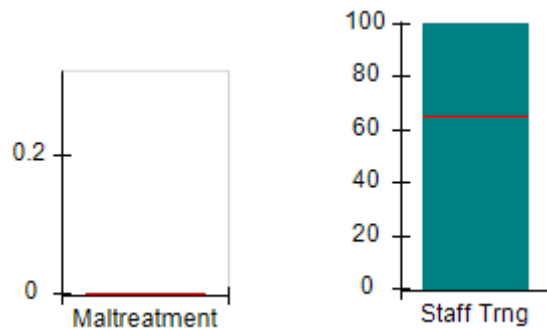
### Overall Score (%)



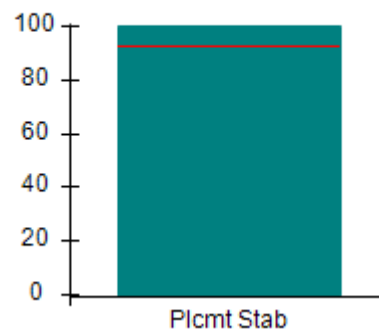
### OPM Monitoring Reviews (%)



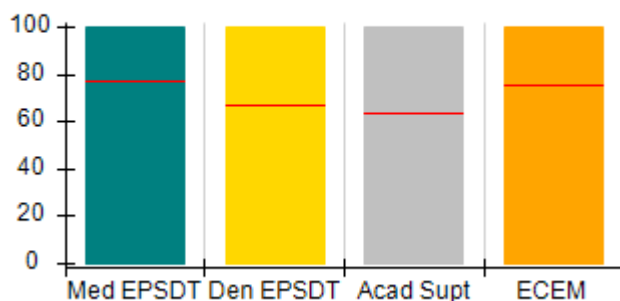
### Safety Outcomes (%)



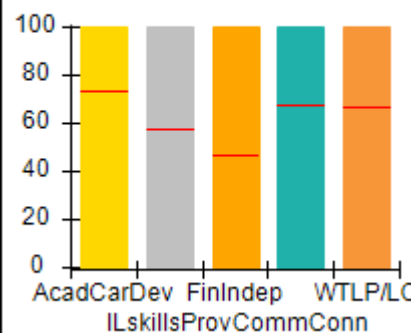
### Permanency Outcomes (%)



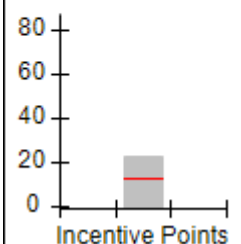
### Well-Being Outcomes (%)



### ILP/TLP Outcomes (%)



### Incentives Earned (Points)





# Performance-Based Placement Measures RBWO Provider GA+SCORECARD - ILP/TLP

Report Quarter: Q3 FY2017

**Provider/Program Name: North Georgia Angel House - TLP (5126) - CCI**

2260 Sam Nelson Road, Canton, GA 30114  Phone: 770-479-9555  Vendor ID# 108343	Quarterly Scores (Grades)		Current Quarter Score (Grade)
	Q1: 107.44 (A+)	Q2: 98.36 (A+)	109.48% (A+)
	Q3: 109.48 (A+)	Q4: N/A	

Program Census Information:	# Children in Care During Quarter: 8	# Placements During Quarter: 8	# Children in Care On Last Day: 4
-----------------------------	--------------------------------------	--------------------------------	-----------------------------------

	Avg Performance All ILP/TLPs (%)	Provider Performance (%)*	Possible Points (Weight)	Provider Points Earned
--	----------------------------------	---------------------------	--------------------------	------------------------

**OPM Monitoring Reviews**

Annual Comprehensive Reviews	90%	97%	15	14.62
Safety Reviews	94%	97%	5	4.86
<b>Monitoring Sub-Total</b>			<b>20</b>	<b>19.48</b>

**ILP/TLP Safety Outcomes**

Incidence of Maltreatment	0.00%	No Substantiated Reports	3	3.00
Staff Training	65%	100%	10	10.00
<b>Safety Sub-Total</b>			<b>13</b>	<b>13.00</b>

**ILP/TLP Permanency Outcomes**

Placement Stability	93%	100%	3	3.00
<b>Permanency Sub-Total</b>			<b>3</b>	<b>3.00</b>

**ILP/TLP Well-Being Outcomes**

EPSDT Medical Visits	77%	100%	4	4.00
EPSDT Dental Visits	67%	100%	4	4.00
Academic Supports	64%	100%	2	2.00
Provider ECEM Visits	76%	100%	4	4.00
Placements with Siblings	No Data	25%	Not Scored	Not Scored
Placements within Legal County	32%	50%	Not Scored	Not Scored
<b>Well-Being Sub-Total</b>			<b>14</b>	<b>14.00</b>

**ILP/TLP Specialty Outcomes**

Academic/Career Development	73%	100%	10	10.00
Ind Living Skills Provision	58%	100%	15	15.00
Financial Independence	47%	100%	5	5.00
Community Connections	68%	100%	5	5.00
WTLP/Life Coach	66%	100%	15	15.00
<b>Specialty Sub-Total</b>			<b>50</b>	<b>50.00</b>

\*Performance calculation descriptions can be found in the FY 2017 RBWO PBP Measurements and Standards Guide.

**Monitoring & Outcomes: Possible Points = 100**
**Points Earned = 99.48**



# Performance-Based Placement Measures RBWO Provider GA+SCORECARD - ILP/TLP

Report Quarter: Q3 FY2017

<b>Score Before Incentives Credit</b>	<b>99.48%</b>
<b>Incentives Awarded</b>	<b>10.00 pts</b>
<b>PBP Verification</b>	<b>N/A pts</b>
<b>Total Score</b>	<b>109.48%</b>

Provider/Program Name: North Georgia Angel House - TLP (5126) - CCI				
Program Census Information:		# Children in Care During Quarter: 8	# Placements During Quarter: 8	# Children in Care On Last Day: 4
ILP/TLP Incentive Credits	Avg Performance All ILP/TLPs (Points)	Provider Performance (%)*	Possible Points (Weight)	Provider Points Earned
No DJJ or DOC Involvement		100%	5	5.00
Extended Foster Care Services		100%	5	5.00
Positive Permanency Connections		67%	5	3.35
High School Graduation/College Participation/Professional Certification		0%	20	0.00
Part-Time Employment with Medical Benefits		0%	20	0.00
Living Arrangements at Discharge		0%	20	0.00
Additional Academic Supports		100%	2	2.00
Additional IL Skills Provision		100%	5	5.00
Active Agency Accreditation		50%	4	2.00
Staff Clinical Licensure		0%	5	0.00
<b>Incentives Total</b>	<b>12.99</b>		<b>91</b>	<b>22.35</b>

\*Performance calculation descriptions can be found in the FY 2017 RBWO PBP Measurements and Standards Guide.

Child Protective Services Investigations and Dispositions		
The following investigations data, which is not used for scoring but is considered significant to a provider's performance, is from Georgia SHINES and is not considered final or complete until the end of the fiscal year.		
Total Reports:	0	
Number Screened In:	0	
Number Screened Out:	0	
Number Substantiated:	0	
Number Unsubstantiated:	0	
Number Active CPS Investigations:	0	



# Performance-Based Placement Measures RBWO Provider GA+SCORECARD - ILP/TLP

Report Quarter: Q3 FY2017

**Provider/Program Name: Positive Growth - Clarkston ILP (5239) - CCI**

977 Smith St., Clarkston, GA 30021

Phone: 404-292-6420

Vendor ID# 143219

Quarterly Scores (Grades)

Q1: 00.00 (F)

Q2: 46.50 (F)

Q3: 25.42 (F)

Q4: N/A

Current Quarter Score (Grade)

25.42%

(F)

Program Census Information:

# Children in Care During Quarter: 1

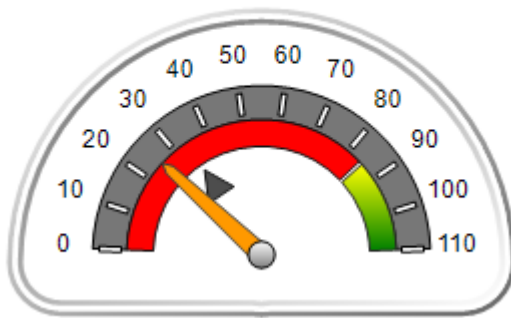
# Placements During Quarter: 1

# Children in Care On Last Day: 0

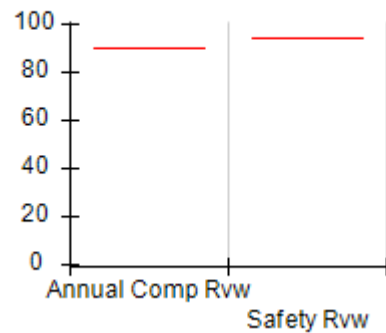
## Quarterly Provider Comparisons to All ILP/TLPs

▼ indicates average for all ILP/TLPs

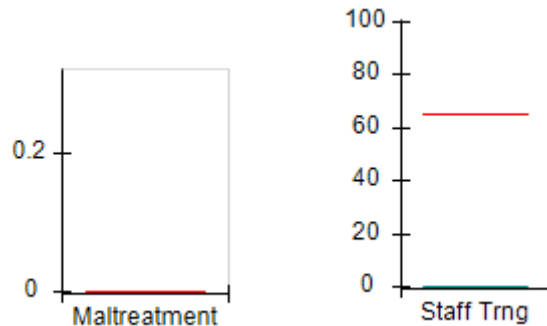
Overall Score (%)



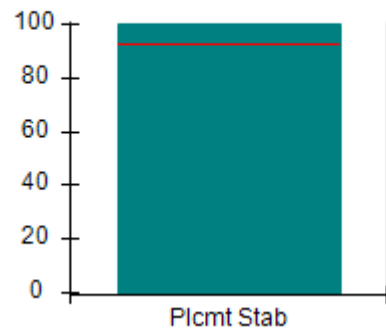
OPM Monitoring Reviews (%)



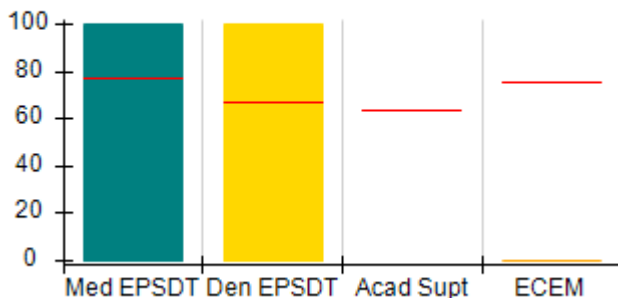
Safety Outcomes (%)



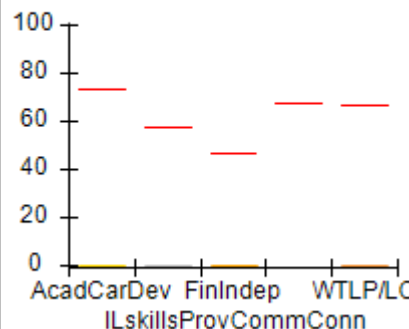
Permanency Outcomes (%)



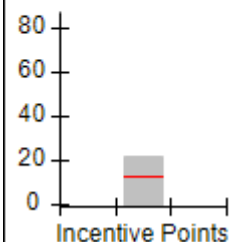
Well-Being Outcomes (%)



ILP/TLP Outcomes (%)



Incentives Earned (Points)





# Performance-Based Placement Measures

## RBWO Provider GA+SCORECARD - ILP/TLP

Report Quarter: Q3 FY2017

**Provider/Program Name: Positive Growth - Clarkston ILP (5239) - CCI**

977 Smith St., Clarkston, GA 30021

Phone: 404-292-6420

Vendor ID# 143219

**Quarterly Scores (Grades)****Current Quarter Score (Grade)**

Q1: 00.00 (F)

Q2: 46.50 (F)

**25.42%**

Q3: 25.42 (F)

Q4: N/A

**(F)**

Program Census Information:

# Children in Care During Quarter: 1

# Placements During Quarter: 1

# Children in Care On Last Day: 0

Avg  
Performance All  
ILP/TLPs (%)Provider  
Performance (%)\*Possible Points  
(Weight)Provider Points  
Earned**OPM Monitoring Reviews**

Annual Comprehensive Reviews

90%

Not Yet Conducted

Safety Reviews

94%

Not Yet Conducted

**Monitoring Sub-Total****0.00****ILP/TLP Safety Outcomes**

Incidence of Maltreatment

0.00%

Not Eligible

Staff Training

65%

0%

13

0.00

**Safety Sub-Total****13****0.00****ILP/TLP Permanency Outcomes**

Placement Stability

93%

100%

3

3.00

**Permanency Sub-Total****3****3.00****ILP/TLP Well-Being Outcomes**

EPSDT Medical Visits

77%

100%

4.7

4.55

EPSDT Dental Visits

67%

100%

4.7

4.55

Academic Supports

64%

Not Eligible

Provider ECEM Visits

76%

0%

4.7

0.00

Placements with Siblings

No Data

Not Eligible

Not Scored

Not Scored

Placements within Legal County

32%

Not Eligible

Not Scored

Not Scored

**Well-Being Sub-Total****14****9.33****ILP/TLP Specialty Outcomes**

Academic/Career Development

73%

0%

11.1

0.00

Ind Living Skills Provision

58%

0%

16.7

0.00

Financial Independence

47%

0%

5.6

0.00

Community Connections

68%

Not Eligible

WTLP/Life Coach

66%

0%

16.7

0.00

**Specialty Sub-Total****50****0.00**

\*Performance calculation descriptions can be found in the FY 2017 RBWO PBP Measurements and Standards Guide.

**Monitoring & Outcomes: Possible Points = 80****Points Earned = 12.33****Score Before Incentives Credit****15.42%**

**Performance-Based Placement Measures**  
**RBWO Provider GA+SCORECARD - ILP/TLP**

Report Quarter: Q3 FY2017

Incentives Awarded	10.00 pts
PBP Verification	N/A pts
<b>Total Score</b>	<b>25.42%</b>

**Provider/Program Name: Positive Growth - Clarkston ILP (5239) - CCI**

Program Census Information:		# Children in Care During Quarter: 1	# Placements During Quarter: 1	# Children in Care On Last Day: 0
ILP/TLP Incentive Credits	Avg Performance All ILP/TLPs (Points)	Provider Performance (%)*	Possible Points (Weight)	Provider Points Earned
No DJJ or DOC Involvement		0%	5	0.00
Extended Foster Care Services		Not Eligible	5	
Positive Permanency Connections		Not Eligible	5	
High School Graduation/College Participation/Professional Certification		0%	20	0.00
Part-Time Employment with Medical Benefits		100%	20	20.00
Living Arrangements at Discharge		0%	20	0.00
Additional Academic Supports		Not Eligible	2	
Additional IL Skills Provision		0%	5	0.00
Active Agency Accreditation		50%	4	2.00
Staff Clinical Licensure		0%	5	0.00
<b>Incentives Total</b>	<b>12.99</b>		<b>91</b>	<b>22.00</b>

\*Performance calculation descriptions can be found in the FY 2017 RBWO PBP Measurements and Standards Guide.

**Child Protective Services Investigations and Dispositions**

The following investigations data, which is not used for scoring but is considered significant to a provider's performance, is from Georgia SHINES and is not considered final or complete until the end of the fiscal year.

Total Reports:	0	
Number Screened In:	0	
Number Screened Out:	0	
Number Substantiated:	0	
Number Unsubstantiated:	0	
Number Active CPS Investigations:	0	



# Performance-Based Placement Measures RBWO Provider GA+SCORECARD - ILP/TLP

Report Quarter: Q3 FY2017

**Provider/Program Name: Positive Growth - Ponce de Leon Ave. II - TLP (955) - CCI**

4050 East Ponce de Leon Avenue, Clarkston, GA 30021

Phone: 404 292-6420

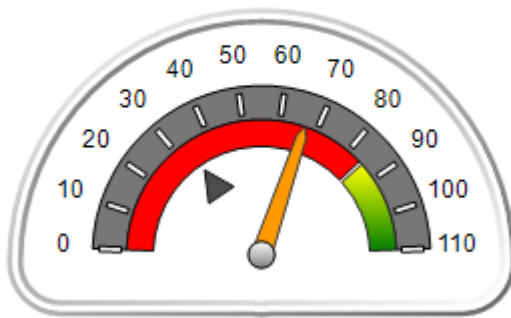
Vendor ID# 71783

	Quarterly Scores (Grades)		Current Quarter Score (Grade)
	Q1: 69.56 (D+)	Q2: 76.40 (C)	66.72% (D)
	Q3: 66.72 (D)	Q4: N/A	
Program Census Information:	# Children in Care During Quarter: 7	# Placements During Quarter: 7	# Children in Care On Last Day: 6

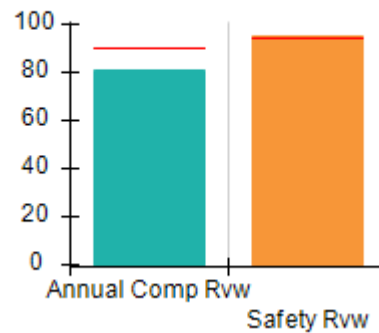
## Quarterly Provider Comparisons to All ILP/TLPs

▼ indicates average for all ILP/TLPs

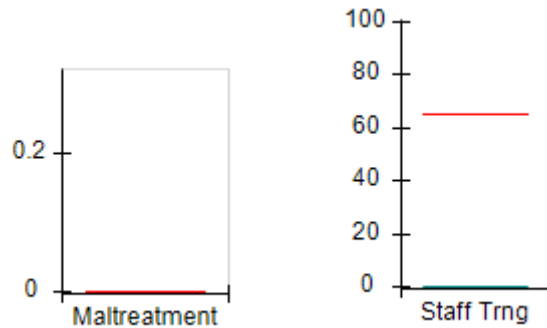
Overall Score (%)



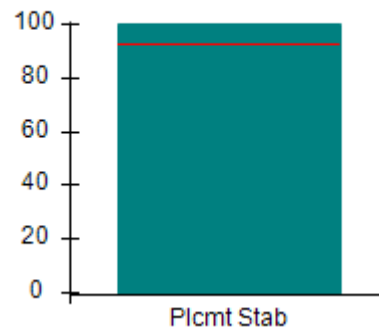
OPM Monitoring Reviews (%)



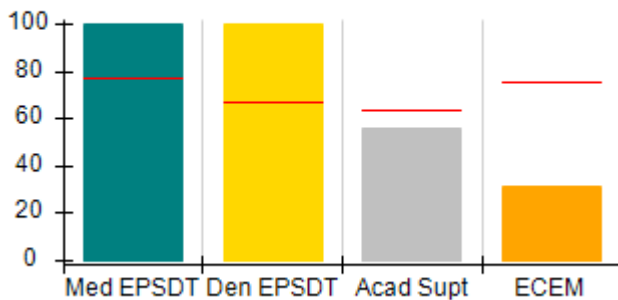
Safety Outcomes (%)



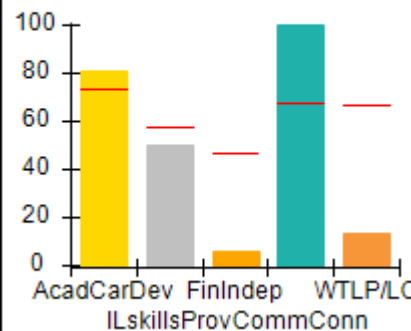
Permanency Outcomes (%)



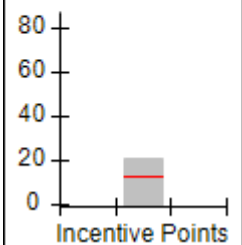
Well-Being Outcomes (%)



ILP/TLP Outcomes (%)



Incentives Earned (Points)







# Performance-Based Placement Measures

## RBWO Provider GA+SCORECARD - ILP/TLP

Report Quarter: Q3 FY2017

**Provider/Program Name: Positive Growth - Ponce de Leon Ave. II - TLP (955) - CCI**

4050 East Ponce de Leon Avenue, Clarkston, GA 30021

Phone: 404 292-6420

Vendor ID# 71783

**Quarterly Scores (Grades)****Current Quarter Score (Grade)**

Q1: 69.56 (D+)

Q2: 76.40 (C)

66.72%

Q3: 66.72 (D)

Q4: N/A

(D)

Program Census Information:

# Children in Care During Quarter: 7

# Placements During Quarter: 7

# Children in Care On Last Day: 6

Avg  
Performance All  
ILP/TLPs (%)Provider  
Performance (%)\*Possible Points  
(Weight)Provider Points  
Earned**OPM Monitoring Reviews**

Annual Comprehensive Reviews	90%	81%	15	12.13
Safety Reviews	94%	95%	5	4.74
<b>Monitoring Sub-Total</b>			<b>20</b>	<b>16.87</b>

**ILP/TLP Safety Outcomes**

Incidence of Maltreatment	0.00%	No Substantiated Reports	3	3.00
Staff Training	65%	0%	10	0.00
<b>Safety Sub-Total</b>			<b>13</b>	<b>3.00</b>

**ILP/TLP Permanency Outcomes**

Placement Stability	93%	100%	3	3.00
<b>Permanency Sub-Total</b>			<b>3</b>	<b>3.00</b>

**ILP/TLP Well-Being Outcomes**

EPSDT Medical Visits	77%	100%	4	4.00
EPSDT Dental Visits	67%	100%	4	4.00
Academic Supports	64%	56%	2	1.12
Provider ECEM Visits	76%	31%	4	1.24
Placements with Siblings	No Data	33%	Not Scored	Not Scored
Placements within Legal County	32%	100%	Not Scored	Not Scored
<b>Well-Being Sub-Total</b>			<b>14</b>	<b>11.00</b>

**ILP/TLP Specialty Outcomes**

Academic/Career Development	73%	81%	10	8.10
Ind Living Skills Provision	58%	50%	15	7.50
Financial Independence	47%	6%	5	0.30
Community Connections	68%	100%	5	5.00
WTLP/Life Coach	66%	13%	15	1.95
<b>Specialty Sub-Total</b>			<b>50</b>	<b>22.85</b>

\*Performance calculation descriptions can be found in the FY 2017 RBWO PBP Measurements and Standards Guide.

**Monitoring & Outcomes: Possible Points = 100****Points Earned = 56.72**



# Performance-Based Placement Measures RBWO Provider GA+SCORECARD - ILP/TLP

Report Quarter: Q3 FY2017

<b>Score Before Incentives Credit</b>	<b>56.72%</b>
<b>Incentives Awarded</b>	<b>10.00 pts</b>
<b>PBP Verification</b>	<b>N/A pts</b>
<b>Total Score</b>	<b>66.72%</b>

Provider/Program Name: Positive Growth - Ponce de Leon Ave. II - TLP (955) - CCI				
Program Census Information:		# Children in Care During Quarter: 7	# Placements During Quarter: 7	# Children in Care On Last Day: 6
ILP/TLP Incentive Credits	Avg Performance All ILP/TLPs (Points)	Provider Performance (%)*	Possible Points (Weight)	Provider Points Earned
No DJJ or DOC Involvement		0%	5	0.00
Extended Foster Care Services		Not Eligible	5	
Positive Permanency Connections		0%	5	0.00
High School Graduation/College Participation/Professional Certification		0%	20	0.00
Part-Time Employment with Medical Benefits		100%	20	20.00
Living Arrangements at Discharge		0%	20	0.00
Additional Academic Supports		50%	2	1.00
Additional IL Skills Provision		6%	5	0.30
Active Agency Accreditation		0%	4	0.00
Staff Clinical Licensure		0%	5	0.00
<b>Incentives Total</b>	<b>12.99</b>		<b>91</b>	<b>21.30</b>

\*Performance calculation descriptions can be found in the FY 2017 RBWO PBP Measurements and Standards Guide.

Child Protective Services Investigations and Dispositions		
The following investigations data, which is not used for scoring but is considered significant to a provider's performance, is from Georgia SHINES and is not considered final or complete until the end of the fiscal year.		
Total Reports:	0	
Number Screened In:	0	
Number Screened Out:	0	
Number Substantiated:	0	
Number Unsubstantiated:	0	
Number Active CPS Investigations:	0	



# **Performance-Based Placement Measures** **RBWO Provider GA+SCORECARD - ILP/TLP**

Report Quarter: Q3 FY2017

**Provider/Program Name: Raintree Village - Teen Development (4586) - CCI**

3757 Johnston Rd., Valdosta, GA 31601

Phone: 229-559-5944

Vendor ID# 53074

## **Quarterly Scores (Grades)**

Q1: 102.00 (A+)

Q2: 100.00 (A+)

Q3: 100.00 (A+)

Q4: N/A

## **Current Quarter Score (Grade)**

**100.00%**

**(A+)**

Program Census Information:

# Children in Care During Quarter: 0

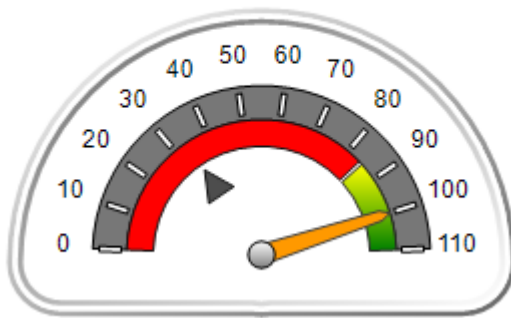
# Placements During Quarter: 0

# Children in Care On Last Day: 0

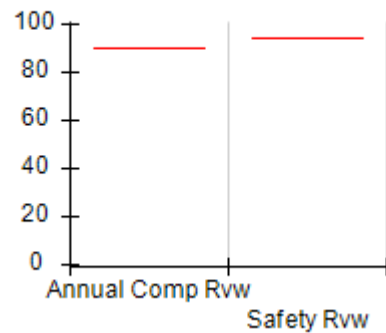
## **Quarterly Provider Comparisons to All ILP/TLPs**

▼ indicates average for all ILP/TLPs

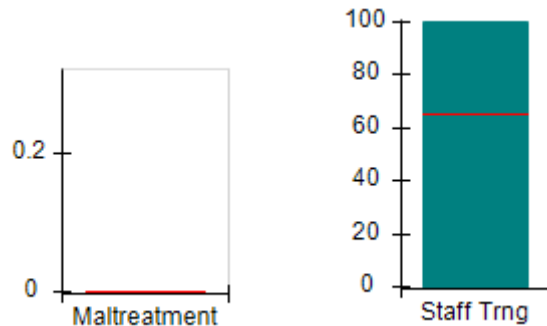
### **Overall Score (%)**



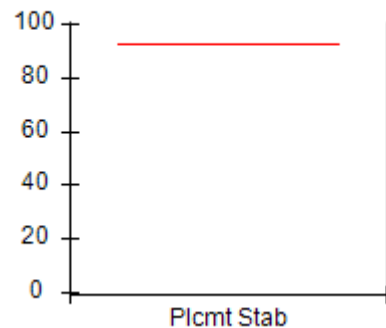
### **OPM Monitoring Reviews (%)**



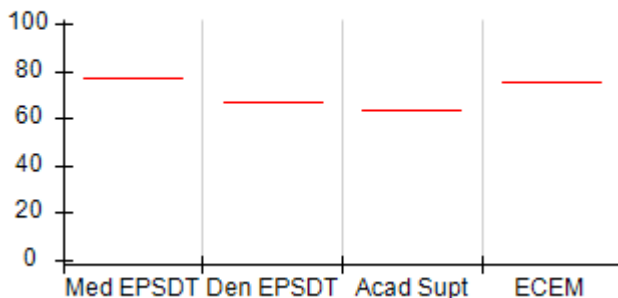
### **Safety Outcomes (%)**



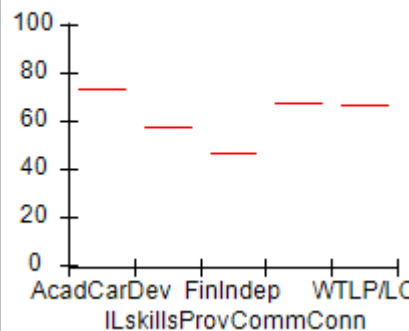
### **Permanency Outcomes (%)**



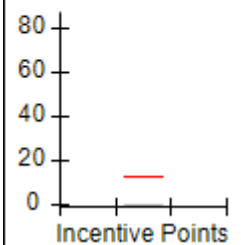
### **Well-Being Outcomes (%)**



### **ILP/TLP Outcomes (%)**



### **Incentives Earned (Points)**





# Performance-Based Placement Measures RBWO Provider GA+SCORECARD - ILP/TLP

Report Quarter: Q3 FY2017

**Provider/Program Name: Raintree Village - Teen Development (4586) - CCI**

3757 Johnston Rd., Valdosta, GA 31601

Phone: 229-559-5944

Vendor ID# 53074

## Quarterly Scores (Grades)

Current Quarter Score (Grade)

Q1: 102.00 (A+)

Q2: 100.00 (A+)

100.00%

Q3: 100.00 (A+)

Q4: N/A

(A+)

Program Census Information:

# Children in Care During Quarter: 0

# Placements During Quarter: 0

# Children in Care On Last Day: 0

Avg  
Performance All  
ILP/TLPs (%)Provider  
Performance (%)\*Possible Points  
(Weight)Provider Points  
Earned**OPM Monitoring Reviews**

Annual Comprehensive Reviews

90%

Not Yet Conducted

Safety Reviews

94%

Not Yet Conducted

Monitoring Sub-Total

0.00

**ILP/TLP Safety Outcomes**

Incidence of Maltreatment

0.00%

Not Eligible

Staff Training

65%

100%

13

13.00

Safety Sub-Total

13

13.00

**ILP/TLP Permanency Outcomes**

Placement Stability

93%

Not Eligible

Permanency Sub-Total

N/A

**ILP/TLP Well-Being Outcomes**

EPSDT Medical Visits

77%

Not Eligible

EPSDT Dental Visits

67%

Not Eligible

Academic Supports

64%

Not Eligible

Provider ECEM Visits

76%

Not Eligible

Placements with Siblings

No Data

Not Eligible

Not Scored

Not Scored

Placements within Legal County

32%

Not Eligible

Not Scored

Not Scored

Well-Being Sub-Total

N/A

**ILP/TLP Specialty Outcomes**

Academic/Career Development

73%

Not Eligible

Ind Living Skills Provision

58%

Not Eligible

Financial Independence

47%

Not Eligible

Community Connections

68%

Not Eligible

WTLP/Life Coach

66%

Not Eligible

Specialty Sub-Total

N/A

\*Performance calculation descriptions can be found in the FY 2017 RBWO PBP Measurements and Standards Guide.

Monitoring &amp; Outcomes: Possible Points = 13

Points Earned = 13.00

Score Before Incentives Credit

100.00%



# Performance-Based Placement Measures RBWO Provider GA+SCORECARD - ILP/TLP

Report Quarter: Q3 FY2017

Incentives Awarded	00.00 pts
PBP Verification	N/A pts
<b>Total Score</b>	<b>100.00%</b>

**Provider/Program Name: Raintree Village - Teen Development (4586) - CCI**

Program Census Information:		# Children in Care During Quarter: 0	# Placements During Quarter: 0	# Children in Care On Last Day: 0
ILP/TLP Incentive Credits	Avg Performance All ILP/TLPs (Points)	Provider Performance (%)*	Possible Points (Weight)	Provider Points Earned
No DJJ or DOC Involvement		Not Eligible	5	
Extended Foster Care Services		Not Eligible	5	
Positive Permanency Connections		Not Eligible	5	
High School Graduation/College Participation/Professional Certification		Not Eligible	20	
Part-Time Employment with Medical Benefits		Not Eligible	20	
Living Arrangements at Discharge		Not Eligible	20	
Additional Academic Supports		Not Eligible	2	
Additional IL Skills Provision		Not Eligible	5	
Active Agency Accreditation		0%	4	0.00
Staff Clinical Licensure		0%	5	0.00
<b>Incentives Total</b>	<b>12.99</b>		<b>91</b>	<b>0.00</b>

\*Performance calculation descriptions can be found in the FY 2017 RBWO PBP Measurements and Standards Guide.

**Child Protective Services Investigations and Dispositions**

The following investigations data, which is not used for scoring but is considered significant to a provider's performance, is from Georgia SHINES and is not considered final or complete until the end of the fiscal year.

Total Reports:	0	
Number Screened In:	0	
Number Screened Out:	0	
Number Substantiated:	0	
Number Unsubstantiated:	0	
Number Active CPS Investigations:	0	



# Performance-Based Placement Measures

## RBWO Provider GA+SCORECARD - ILP/TLP

Report Quarter: Q3 FY2017

**Provider/Program Name: RMB Hospitality - Morrow (5243) - CCI**

5651 Handley Blvd, Morrow, GA 30260

Phone: 706-366-9316

Vendor ID# 143424

**Quarterly Scores (Grades)**

Q1: 31.06 (F)

Q2: 40.06 (F)

Q3: 40.42 (F)

Q4: N/A

**Current Quarter Score (Grade)**

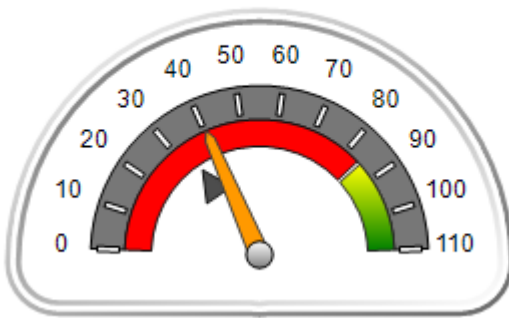
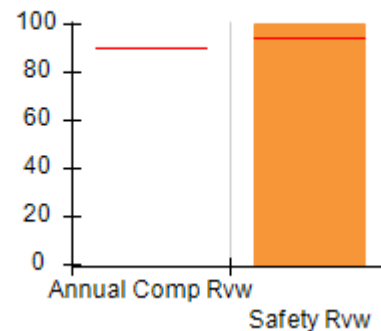
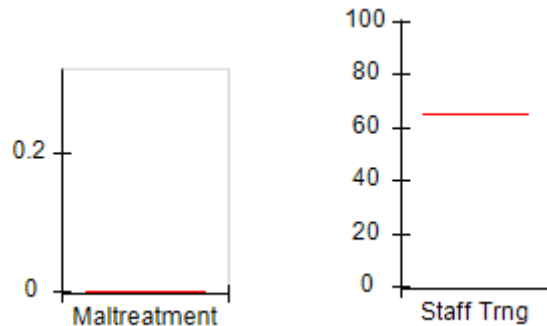
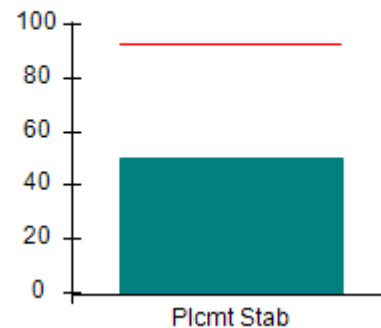
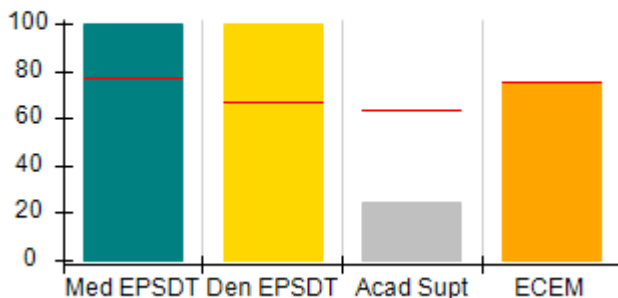
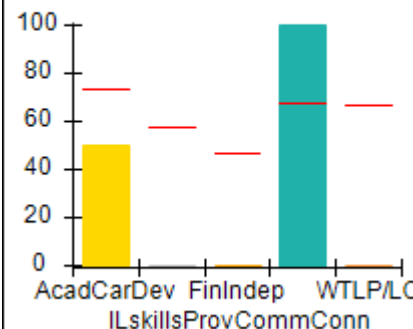
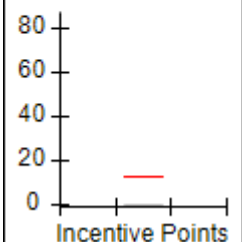
40.42%

(F)

Program Census Information:

# Children in Care During  
Quarter: 2# Placements During  
Quarter: 2# Children in Care On Last  
Day: 1**Quarterly Provider Comparisons to All ILP/TLPs**

indicates average for all ILP/TLPs

**Overall Score (%)****OPM Monitoring Reviews (%)****Safety Outcomes (%)****Permanency Outcomes (%)****Well-Being Outcomes (%)****ILP/TLP Outcomes (%)****Incentives Earned (Points)**



# Performance-Based Placement Measures

## RBWO Provider GA+SCORECARD - ILP/TLP

Report Quarter: Q3 FY2017

**Provider/Program Name: RMB Hospitality - Morrow (5243) - CCI**

5651 Handley Blvd, Morrow, GA 30260

Phone: 706-366-9316

Vendor ID# 143424

**Quarterly Scores (Grades)****Current Quarter Score (Grade)**

Q1: 31.06 (F)

Q2: 40.06 (F)

**40.42%**  
**(F)**

Q3: 40.42 (F)

Q4: N/A

Program Census Information:

# Children in Care During  
Quarter: 2# Placements During  
Quarter: 2# Children in Care On  
Last Day: 1**Avg  
Performance All  
ILP/TLPs (%)****Provider  
Performance (%)\*****Possible Points  
(Weight)****Provider Points  
Earned****OPM Monitoring Reviews**

Annual Comprehensive Reviews	90%	Not Yet Conducted		
Safety Reviews	94%	100%	5	5.00
<b>Monitoring Sub-Total</b>			<b>5</b>	<b>5.00</b>

**ILP/TLP Safety Outcomes**

Incidence of Maltreatment	0.00%	Not Eligible		
Staff Training	65%	Not Eligible		
<b>Safety Sub-Total</b>			<b>N/A</b>	

**ILP/TLP Permanency Outcomes**

Placement Stability	93%	50%	3	1.50
<b>Permanency Sub-Total</b>			<b>3</b>	<b>1.50</b>

**ILP/TLP Well-Being Outcomes**

EPSDT Medical Visits	77%	100%	4	4.00
EPSDT Dental Visits	67%	100%	4	4.00
Academic Supports	64%	25%	2	0.50
Provider ECEM Visits	76%	75%	4	3.00
Placements with Siblings	No Data	Not Eligible	Not Scored	Not Scored
Placements within Legal County	32%	Not Eligible	Not Scored	Not Scored
<b>Well-Being Sub-Total</b>			<b>14</b>	<b>12.60</b>

**ILP/TLP Specialty Outcomes**

Academic/Career Development	73%	50%	10	5.00
Ind Living Skills Provision	58%	0%	15	0.00
Financial Independence	47%	0%	5	0.00
Community Connections	68%	100%	5	5.00
WTLP/Life Coach	66%	0%	15	0.00
<b>Specialty Sub-Total</b>			<b>50</b>	<b>10.00</b>

\*Performance calculation descriptions can be found in the FY 2017 RBWO PBP Measurements and Standards Guide.

**Monitoring & Outcomes: Possible Points = 72****Points Earned = 29.10****Score Before Incentives Credit****40.42%**



# Performance-Based Placement Measures RBWO Provider GA+SCORECARD - ILP/TLP

Report Quarter: Q3 FY2017

Incentives Awarded	00.00 pts
PBP Verification	N/A pts
<b>Total Score</b>	<b>40.42%</b>

**Provider/Program Name: RMB Hospitality - Morrow (5243) - CCI**

Program Census Information:		# Children in Care During Quarter: 2	# Placements During Quarter: 2	# Children in Care On Last Day: 1
ILP/TLP Incentive Credits	Avg Performance All ILP/TLPs (Points)	Provider Performance (%)*	Possible Points (Weight)	Provider Points Earned
No DJJ or DOC Involvement		0%	5	0.00
Extended Foster Care Services		Not Eligible	5	
Positive Permanency Connections		0%	5	0.00
High School Graduation/College Participation/Professional Certification		0%	20	0.00
Part-Time Employment with Medical Benefits		0%	20	0.00
Living Arrangements at Discharge		0%	20	0.00
Additional Academic Supports		0%	2	0.00
Additional IL Skills Provision		0%	5	0.00
Active Agency Accreditation		0%	4	0.00
Staff Clinical Licensure		0%	5	0.00
<b>Incentives Total</b>	<b>12.99</b>		<b>91</b>	<b>0.00</b>

\*Performance calculation descriptions can be found in the FY 2017 RBWO PBP Measurements and Standards Guide.

**Child Protective Services Investigations and Dispositions**

The following investigations data, which is not used for scoring but is considered significant to a provider's performance, is from Georgia SHINES and is not considered final or complete until the end of the fiscal year.

Total Reports:	0	
Number Screened In:	0	
Number Screened Out:	0	
Number Substantiated:	0	
Number Unsubstantiated:	0	
Number Active CPS Investigations:	0	





**DHS, DFCS, Office of Provider Management**  
**Performance-Based Placement Measures**  
**RBWO Provider GA+SCORECARD - ILP/TLP**  
**Report Quarter: Q3 FY2017**



Error: Subreport could not be shown.



# Performance-Based Placement Measures RBWO Provider GA+SCORECARD - ILP/TLP

Report Quarter: Q3 FY2017

**Provider/Program Name: Stroman Account & Property - ILP College Park (5157) - CCI**

5250 Hampton Drive, College Park, GA 30349

Phone: 770-994-0607

Vendor ID# 117923

## Quarterly Scores (Grades)

Q1: 96.52 (A)

Q2: 97.16 (A+)

Q3: 97.61 (A+)

Q4: N/A

## Current Quarter Score (Grade)

97.61%

(A+)

Program Census Information:

# Children in Care During Quarter: 4

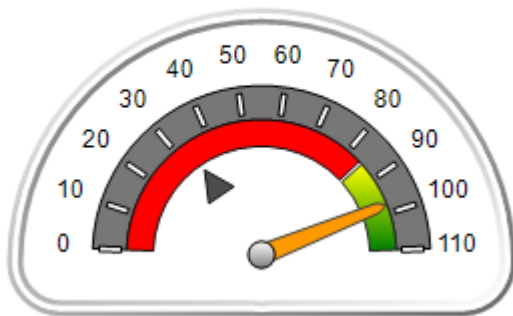
# Placements During Quarter: 4

# Children in Care On Last Day: 4

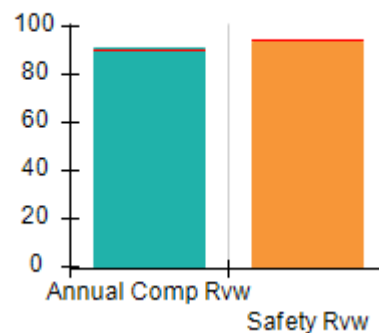
## Quarterly Provider Comparisons to All ILP/TLPs

▼ indicates average for all ILP/TLPs

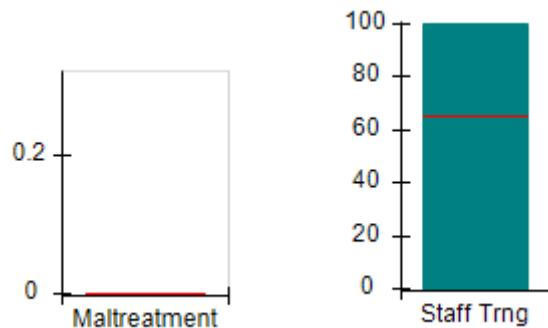
### Overall Score (%)



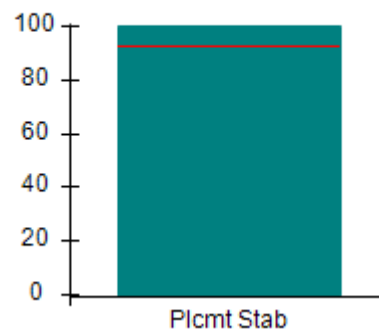
### OPM Monitoring Reviews (%)



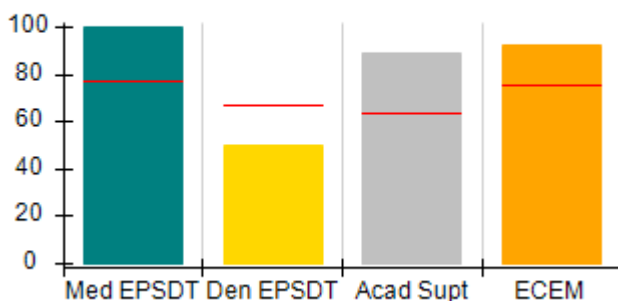
### Safety Outcomes (%)



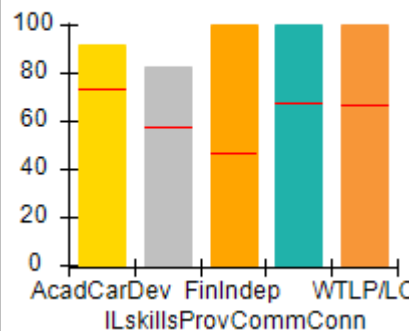
### Permanency Outcomes (%)



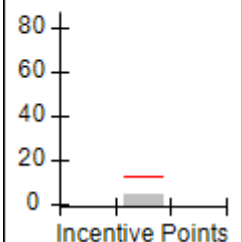
### Well-Being Outcomes (%)



### ILP/TLP Outcomes (%)



### Incentives Earned (Points)





# Performance-Based Placement Measures RBWO Provider GA+SCORECARD - ILP/TLP

Report Quarter: Q3 FY2017

<b>Provider/Program Name: Stroman Account &amp; Property - ILP College Park (5157) - CCI</b>				
<b>5250 Hampton Drive, College Park, GA 30349</b>		<b>Quarterly Scores (Grades)</b>		<b>Current Quarter Score (Grade)</b>
<b>Phone: 770-994-0607</b>		<b>Q1: 96.52 (A)</b>	<b>Q2: 97.16 (A+)</b>	<b>97.61% (A+)</b>
<b>Vendor ID# 117923</b>		<b>Q3: 97.61 (A+)</b>	<b>Q4: N/A</b>	
Program Census Information:		# Children in Care During Quarter: 4	# Placements During Quarter: 4	# Children in Care On Last Day: 4
	<b>Avg Performance All ILP/TLPs (%)</b>	<b>Provider Performance (%)*</b>	<b>Possible Points (Weight)</b>	<b>Provider Points Earned</b>
<b>OPM Monitoring Reviews</b>				
Annual Comprehensive Reviews	90%	91%	15	13.62
Safety Reviews	94%	93%	5	4.66
<b>Monitoring Sub-Total</b>			<b>20</b>	<b>18.28</b>
<b>ILP/TLP Safety Outcomes</b>				
Incidence of Maltreatment	0.00%	No Substantiated Reports	3	3.00
Staff Training	65%	100%	10	10.00
<b>Safety Sub-Total</b>			<b>13</b>	<b>13.00</b>
<b>ILP/TLP Permanency Outcomes</b>				
Placement Stability	93%	100%	3	3.00
<b>Permanency Sub-Total</b>			<b>3</b>	<b>3.00</b>
<b>ILP/TLP Well-Being Outcomes</b>				
EPSDT Medical Visits	77%	100%	4	4.00
EPSDT Dental Visits	67%	50%	4	2.00
Academic Supports	64%	89%	2	1.78
Provider ECEM Visits	76%	92%	4	3.68
Placements with Siblings	No Data	Not Eligible	Not Scored	Not Scored
Placements within Legal County	32%	Not Eligible	Not Scored	Not Scored
<b>Well-Being Sub-Total</b>			<b>14</b>	<b>11.68</b>
<b>ILP/TLP Specialty Outcomes</b>				
Academic/Career Development	73%	92%	10	9.20
Ind Living Skills Provision	58%	83%	15	12.45
Financial Independence	47%	100%	5	5.00
Community Connections	68%	100%	5	5.00
WTLP/Life Coach	66%	100%	15	15.00
<b>Specialty Sub-Total</b>			<b>50</b>	<b>46.65</b>
*Performance calculation descriptions can be found in the FY 2017 RBWO PBP Measurements and Standards Guide.				

Monitoring &amp; Outcomes: Possible Points = 100

Points Earned = 92.61



# Performance-Based Placement Measures RBWO Provider GA+SCORECARD - ILP/TLP

Report Quarter: Q3 FY2017

<b>Score Before Incentives Credit</b>	<b>92.61%</b>
<b>Incentives Awarded</b>	<b>05.00 pts</b>
<b>PBP Verification</b>	<b>N/A pts</b>
<b>Total Score</b>	<b>97.61%</b>

Provider/Program Name: Stroman Account & Property - ILP College Park (5157) - CCI				
Program Census Information:		# Children in Care During Quarter: 4	# Placements During Quarter: 4	# Children in Care On Last Day: 4
ILP/TLP Incentive Credits	Avg Performance All ILP/TLPs (Points)	Provider Performance (%)*	Possible Points (Weight)	Provider Points Earned
No DJJ or DOC Involvement		0%	5	0.00
Extended Foster Care Services		100%	5	5.00
Positive Permanency Connections		0%	5	0.00
High School Graduation/College Participation/Professional Certification		0%	20	0.00
Part-Time Employment with Medical Benefits		Not Eligible	20	
Living Arrangements at Discharge		Not Eligible	20	
Additional Academic Supports		0%	2	0.00
Additional IL Skills Provision		0%	5	0.00
Active Agency Accreditation		0%	4	0.00
Staff Clinical Licensure		0%	5	0.00
<b>Incentives Total</b>	<b>12.99</b>		<b>91</b>	<b>5.00</b>

\*Performance calculation descriptions can be found in the FY 2017 RBWO PBP Measurements and Standards Guide.

Child Protective Services Investigations and Dispositions		
The following investigations data, which is not used for scoring but is considered significant to a provider's performance, is from Georgia SHINES and is not considered final or complete until the end of the fiscal year.		
Total Reports:	0	
Number Screened In:	0	
Number Screened Out:	0	
Number Substantiated:	0	
Number Unsubstantiated:	0	
Number Active CPS Investigations:	0	



# Performance-Based Placement Measures RBWO Provider GA+SCORECARD - ILP/TLP

Report Quarter: Q3 FY2017

**Provider/Program Name: Stroman Account & Property - ILP Union City (5156) - CCI**

5250 Hwy 138, Union City, GA 30291

Phone: 770-994-0607

Vendor ID# 117989

## Quarterly Scores (Grades)

Q1: 91.24 (A-)

Q2: 97.01 (A+)

Q3: 91.97 (A-)

Q4: N/A

## Current Quarter Score (Grade)

91.97%

(A-)

Program Census Information:

# Children in Care During Quarter: 8

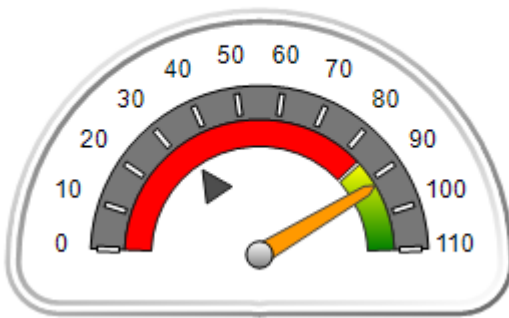
# Placements During Quarter: 8

# Children in Care On Last Day: 8

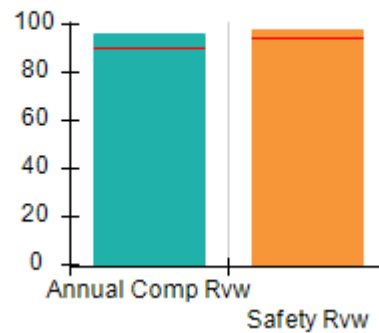
## Quarterly Provider Comparisons to All ILP/TLPs

▼ indicates average for all ILP/TLPs

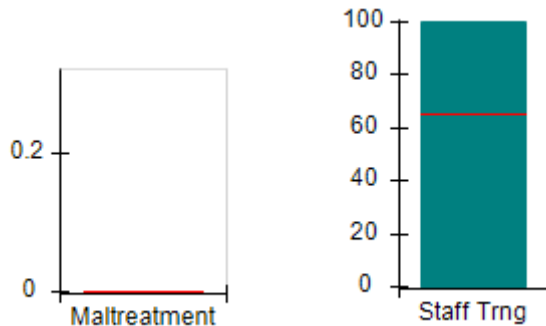
### Overall Score (%)



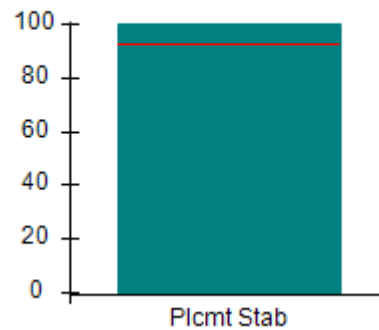
### OPM Monitoring Reviews (%)



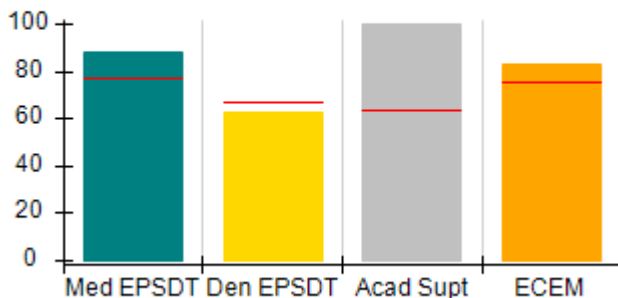
### Safety Outcomes (%)



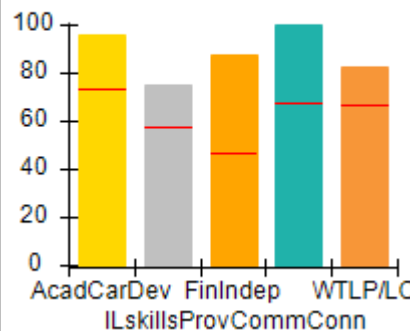
### Permanency Outcomes (%)



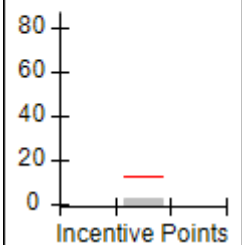
### Well-Being Outcomes (%)



### ILP/TLP Outcomes (%)



### Incentives Earned (Points)





# Performance-Based Placement Measures

## RBWO Provider GA+SCORECARD - ILP/TLP

Report Quarter: Q3 FY2017

<b>Provider/Program Name: Stroman Account &amp; Property - ILP Union City (5156) - CCI</b>				
<b>5250 Hwy 138, Union City, GA 30291</b>		<b>Quarterly Scores (Grades)</b>		<b>Current Quarter Score (Grade)</b>
<b>Phone: 770-994-0607</b>		<b>Q1: 91.24 (A-)</b>	<b>Q2: 97.01 (A+)</b>	<b>91.97% (A-)</b>
<b>Vendor ID# 117989</b>		<b>Q3: 91.97 (A-)</b>	<b>Q4: N/A</b>	
Program Census Information:		# Children in Care During Quarter: 8	# Placements During Quarter: 8	# Children in Care On Last Day: 8
	<b>Avg Performance All ILP/TLPs (%)</b>	<b>Provider Performance (%)*</b>	<b>Possible Points (Weight)</b>	<b>Provider Points Earned</b>
<b>OPM Monitoring Reviews</b>				
Annual Comprehensive Reviews	90%	96%	15	14.42
Safety Reviews	94%	98%	5	4.90
<b>Monitoring Sub-Total</b>			<b>20</b>	<b>19.31</b>
<b>ILP/TLP Safety Outcomes</b>				
Incidence of Maltreatment	0.00%	No Substantiated Reports	3	3.00
Staff Training	65%	100%	10	10.00
<b>Safety Sub-Total</b>			<b>13</b>	<b>13.00</b>
<b>ILP/TLP Permanency Outcomes</b>				
Placement Stability	93%	100%	3	3.00
<b>Permanency Sub-Total</b>			<b>3</b>	<b>3.00</b>
<b>ILP/TLP Well-Being Outcomes</b>				
EPSDT Medical Visits	77%	88%	4	3.52
EPSDT Dental Visits	67%	63%	4	2.52
Academic Supports	64%	100%	2	2.00
Provider ECEM Visits	76%	83%	4	3.32
Placements with Siblings	No Data	0%	Not Scored	Not Scored
Placements within Legal County	32%	100%	Not Scored	Not Scored
<b>Well-Being Sub-Total</b>			<b>14</b>	<b>11.36</b>
<b>ILP/TLP Specialty Outcomes</b>				
Academic/Career Development	73%	96%	10	9.60
Ind Living Skills Provision	58%	75%	15	11.25
Financial Independence	47%	88%	5	4.40
Community Connections	68%	100%	5	5.00
WTLP/Life Coach	66%	83%	15	12.45
<b>Specialty Sub-Total</b>			<b>50</b>	<b>42.70</b>
*Performance calculation descriptions can be found in the FY 2017 RBWO PBP Measurements and Standards Guide.				

Monitoring &amp; Outcomes: Possible Points = 100

Points Earned = 89.37

**Performance-Based Placement Measures**  
**RBWO Provider GA+SCORECARD - ILP/TLP**

Report Quarter: Q3 FY2017

<b>Score Before Incentives Credit</b>	<b>89.37%</b>
<b>Incentives Awarded</b>	<b>02.60 pts</b>
<b>PBP Verification</b>	<b>N/A pts</b>
<b>Total Score</b>	<b>91.97%</b>

Provider/Program Name: Stroman Account & Property - ILP Union City (5156) - CCI				
Program Census Information:		# Children in Care During Quarter: 8	# Placements During Quarter: 8	# Children in Care On Last Day: 8
ILP/TLP Incentive Credits	Avg Performance All ILP/TLPs (Points)	Provider Performance (%)*	Possible Points (Weight)	Provider Points Earned
No DJJ or DOC Involvement		0%	5	0.00
Extended Foster Care Services		0%	5	0.00
Positive Permanency Connections		0%	5	0.00
High School Graduation/College Participation/Professional Certification		13%	20	2.60
Part-Time Employment with Medical Benefits		Not Eligible	20	
Living Arrangements at Discharge		Not Eligible	20	
Additional Academic Supports		0%	2	0.00
Additional IL Skills Provision		0%	5	0.00
Active Agency Accreditation		0%	4	0.00
Staff Clinical Licensure		0%	5	0.00
<b>Incentives Total</b>	<b>12.99</b>		<b>91</b>	<b>2.60</b>
*Performance calculation descriptions can be found in the FY 2017 RBWO PBP Measurements and Standards Guide.				

**Child Protective Services Investigations and Dispositions**

The following investigations data, which is not used for scoring but is considered significant to a provider's performance, is from Georgia SHINES and is not considered final or complete until the end of the fiscal year.

Total Reports:	0	
Number Screened In:	0	
Number Screened Out:	0	
Number Substantiated:	0	
Number Unsubstantiated:	0	
Number Active CPS Investigations:	0	



# Performance-Based Placement Measures RBWO Provider GA+SCORECARD - ILP/TLP

Report Quarter: Q3 FY2017

**Provider/Program Name: Turning Point Homes - Independent Living Program (832) - CCI**

2058 Snapfinger Road, Decatur, GA 30035

Phone: 678-343-1219

Vendor ID# 35605

## Quarterly Scores (Grades)

Q1: 84.53 (B)

Q2: 56.01 (F)

Q3: 43.20 (F)

Q4: N/A

## Current Quarter Score (Grade)

43.20%

(F)

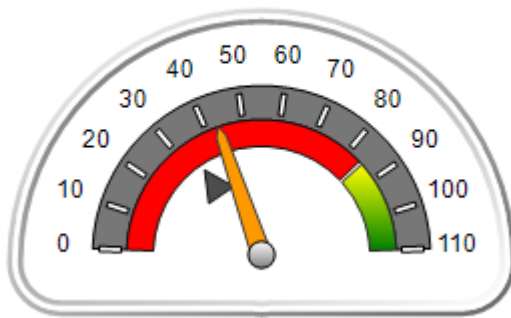
Program Census Information:

# Children in Care During  
Quarter: 4# Placements During  
Quarter: 4# Children in Care On Last  
Day: 4

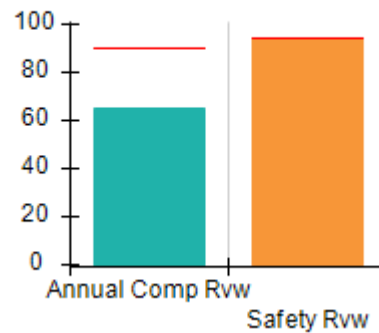
## Quarterly Provider Comparisons to All ILP/TLPs

indicates average for all ILP/TLPs

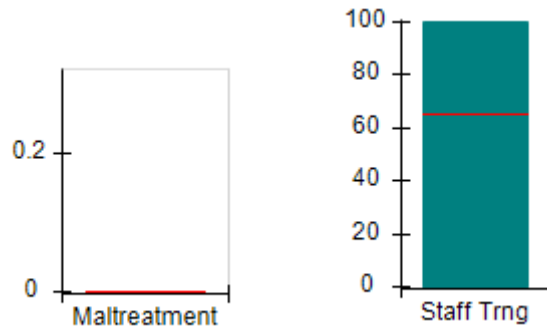
## Overall Score (%)



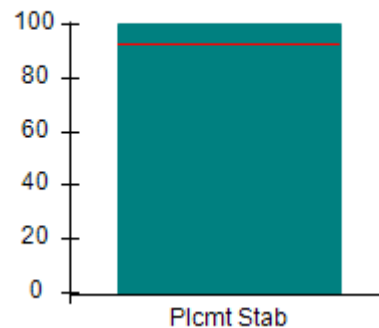
## OPM Monitoring Reviews (%)



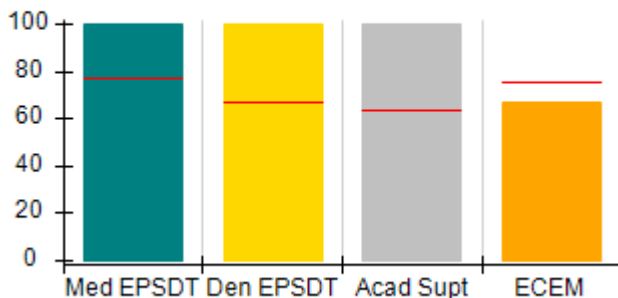
## Safety Outcomes (%)



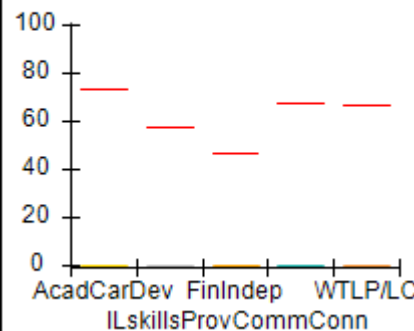
## Permanency Outcomes (%)



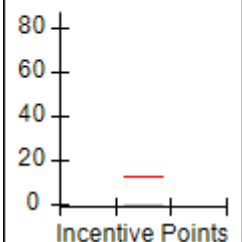
## Well-Being Outcomes (%)



## ILP/TLP Outcomes (%)



## Incentives Earned (Points)







# Performance-Based Placement Measures

## RBWO Provider GA+SCORECARD - ILP/TLP

Report Quarter: Q3 FY2017

**Provider/Program Name: Turning Point Homes - Independent Living Program (832) - CCI**

2058 Snapfinger Road, Decatur, GA 30035 Phone: 678-343-1219 Vendor ID# 35605	Quarterly Scores (Grades)		Current Quarter Score (Grade)
	Q1: 84.53 (B)	Q2: 56.01 (F)	<b>43.20%</b> <b>(F)</b>
	Q3: 43.20 (F)	Q4: N/A	

Program Census Information:	# Children in Care During Quarter: 4	# Placements During Quarter: 4	# Children in Care On Last Day: 4
-----------------------------	--------------------------------------	--------------------------------	-----------------------------------

	Avg Performance All ILP/TLPs (%)	Provider Performance (%)*	Possible Points (Weight)	Provider Points Earned
--	----------------------------------	---------------------------	--------------------------	------------------------

**OPM Monitoring Reviews**

Annual Comprehensive Reviews	90%	65%	15	9.80
Safety Reviews	94%	94%	5	4.72
<b>Monitoring Sub-Total</b>			<b>20</b>	<b>14.52</b>

**ILP/TLP Safety Outcomes**

Incidence of Maltreatment	0.00%	Not Eligible		
Staff Training	65%	100%	13	13.00
<b>Safety Sub-Total</b>			<b>13</b>	<b>13.00</b>

**ILP/TLP Permanency Outcomes**

Placement Stability	93%	100%	3	3.00
<b>Permanency Sub-Total</b>			<b>3</b>	<b>3.00</b>

**ILP/TLP Well-Being Outcomes**

EPSDT Medical Visits	77%	100%	4	4.00
EPSDT Dental Visits	67%	100%	4	4.00
Academic Supports	64%	100%	2	2.00
Provider ECEM Visits	76%	67%	4	2.68
Placements with Siblings	No Data	Not Eligible	Not Scored	Not Scored
Placements within Legal County	32%	Not Eligible	Not Scored	Not Scored
<b>Well-Being Sub-Total</b>			<b>14</b>	<b>12.68</b>

**ILP/TLP Specialty Outcomes**

Academic/Career Development	73%	0%	10	0.00
Ind Living Skills Provision	58%	0%	15	0.00
Financial Independence	47%	0%	5	0.00
Community Connections	68%	0%	5	0.00
WTLP/Life Coach	66%	0%	15	0.00
<b>Specialty Sub-Total</b>			<b>50</b>	<b>0.00</b>

\*Performance calculation descriptions can be found in the FY 2017 RBWO PBP Measurements and Standards Guide.

<b>Monitoring &amp; Outcomes: Possible Points = 100</b>	<b>Points Earned = 43.20</b>
<b>Score Before Incentives Credit</b>	
<b>43.20%</b>	



DHS, DFCS, Office of Provider Management  
**Performance-Based Placement Measures**  
**RBWO Provider GA+SCORECARD - ILP/TLP**  
Report Quarter: Q3 FY2017



Incentives Awarded	00.00 pts
PBP Verification	N/A pts
<b>Total Score</b>	<b>43.20%</b>

**Provider/Program Name: Turning Point Homes - Independent Living Program (832) - CCI**

Program Census Information:		# Children in Care During Quarter: 4	# Placements During Quarter: 4	# Children in Care On Last Day: 4
ILP/TLP Incentive Credits	Avg Performance All ILP/TLPs (Points)	Provider Performance (%)*	Possible Points (Weight)	Provider Points Earned
No DJJ or DOC Involvement		0%	5	0.00
Extended Foster Care Services		Not Eligible	5	
Positive Permanency Connections		0%	5	0.00
High School Graduation/College Participation/Professional Certification		0%	20	0.00
Part-Time Employment with Medical Benefits		Not Eligible	20	
Living Arrangements at Discharge		Not Eligible	20	
Additional Academic Supports		0%	2	0.00
Additional IL Skills Provision		0%	5	0.00
Active Agency Accreditation		0%	4	0.00
Staff Clinical Licensure		0%	5	0.00
<b>Incentives Total</b>	<b>12.99</b>		<b>91</b>	<b>0.00</b>

\*Performance calculation descriptions can be found in the FY 2017 RBWO PBP Measurements and Standards Guide.

**Child Protective Services Investigations and Dispositions**

The following investigations data, which is not used for scoring but is considered significant to a provider's performance, is from Georgia SHINES and is not considered final or complete until the end of the fiscal year.

Total Reports:	0	
Number Screened In:	0	
Number Screened Out:	0	
Number Substantiated:	0	
Number Unsubstantiated:	0	
Number Active CPS Investigations:	0	



# Performance-Based Placement Measures RBWO Provider GA+SCORECARD - ILP/TLP

Report Quarter: Q3 FY2017

**Provider/Program Name: United Methodist Children Home of the North GA Conference - ILP (4428) - CCI**

500 South Columbia Dr., Decatur, GA 30030

Phone: 404-327-5820

Vendor ID# 63445

## Quarterly Scores (Grades)

## Current Quarter Score (Grade)

Q1: 105.43 (A+)

Q2: 96.97 (A)

102.95%

Q3: 102.95 (A+)

Q4: N/A

(A+)

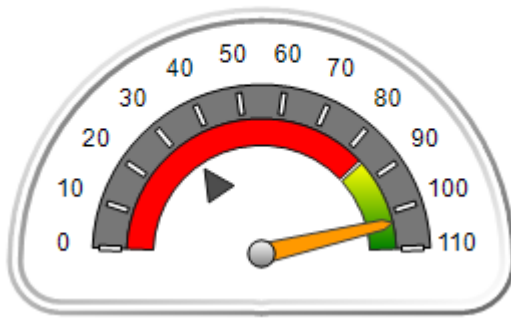
Program Census Information:

# Children in Care During  
Quarter: 10# Placements During  
Quarter: 10# Children in Care On Last  
Day: 5

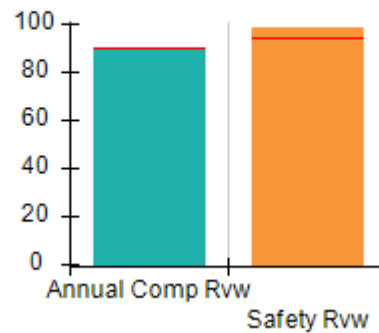
## Quarterly Provider Comparisons to All ILP/TLPs

indicates average for all ILP/TLPs

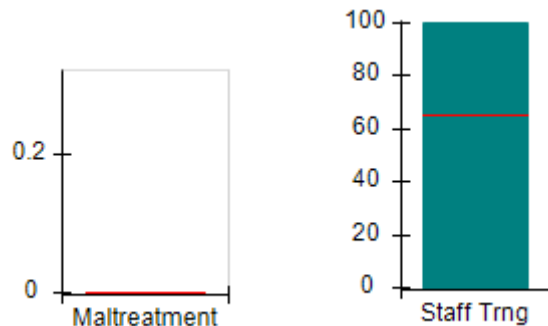
## Overall Score (%)



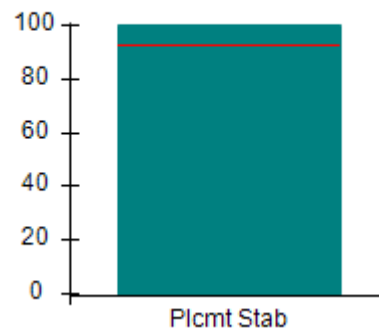
## OPM Monitoring Reviews (%)



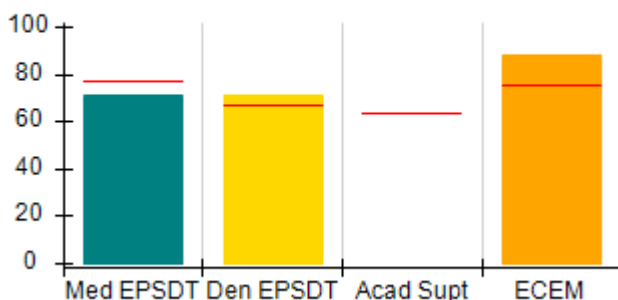
## Safety Outcomes (%)



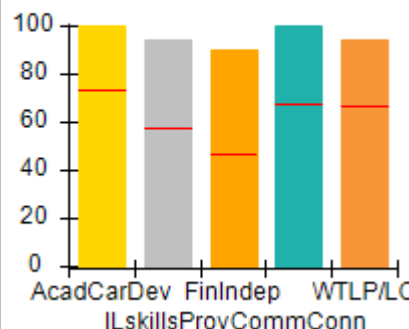
## Permanency Outcomes (%)



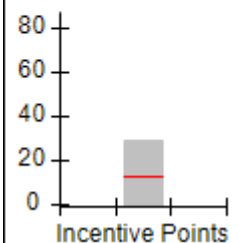
## Well-Being Outcomes (%)



## ILP/TLP Outcomes (%)



## Incentives Earned (Points)





# Performance-Based Placement Measures RBWO Provider GA+SCORECARD - ILP/TLP

Report Quarter: Q3 FY2017

**Provider/Program Name: United Methodist Children Home of the North GA Conference - ILP (4428) - CCI**

<b>500 South Columbia Dr., Decatur, GA 30030</b>  <b>Phone: 404-327-5820</b>  <b>Vendor ID# 63445</b>	Quarterly Scores (Grades)		Current Quarter Score (Grade)
	Q1: 105.43 (A+)	Q2: 96.97 (A)	<b>102.95% (A+)</b>
	Q3: 102.95 (A+)	Q4: N/A	

Program Census Information:	# Children in Care During Quarter: 10	# Placements During Quarter: 10	# Children in Care On Last Day: 5
-----------------------------	---------------------------------------	---------------------------------	-----------------------------------

	Avg Performance All ILP/TLPs (%)	Provider Performance (%)*	Possible Points (Weight)	Provider Points Earned
--	----------------------------------	---------------------------	--------------------------	------------------------

**OPM Monitoring Reviews**

Annual Comprehensive Reviews	90%	91%	15	13.58
Safety Reviews	94%	99%	5	4.94
<b>Monitoring Sub-Total</b>			<b>20</b>	<b>18.51</b>

**ILP/TLP Safety Outcomes**

Incidence of Maltreatment	0.00%	No Substantiated Reports	3	3.00
Staff Training	65%	100%	10	10.00
<b>Safety Sub-Total</b>			<b>13</b>	<b>13.00</b>

**ILP/TLP Permanency Outcomes**

Placement Stability	93%	100%	3	3.00
<b>Permanency Sub-Total</b>			<b>3</b>	<b>3.00</b>

**ILP/TLP Well-Being Outcomes**

EPSDT Medical Visits	77%	71%	4.7	3.23
EPSDT Dental Visits	67%	71%	4.7	3.23
Academic Supports	64%	Not Eligible		
Provider ECEM Visits	76%	88%	4.7	4.11
Placements with Siblings	No Data	Not Eligible	Not Scored	Not Scored
Placements within Legal County	32%	33%	Not Scored	Not Scored
<b>Well-Being Sub-Total</b>			<b>14</b>	<b>10.73</b>

**ILP/TLP Specialty Outcomes**

Academic/Career Development	73%	100%	10	10.00
Ind Living Skills Provision	58%	94%	15	14.10
Financial Independence	47%	90%	5	4.50
Community Connections	68%	100%	5	5.00
WTLP/Life Coach	66%	94%	15	14.10
<b>Specialty Sub-Total</b>			<b>50</b>	<b>47.70</b>

\*Performance calculation descriptions can be found in the FY 2017 RBWO PBP Measurements and Standards Guide.

**Monitoring & Outcomes: Possible Points = 100****Points Earned = 92.95**



# Performance-Based Placement Measures RBWO Provider GA+SCORECARD - ILP/TLP

Report Quarter: Q3 FY2017

<b>Score Before Incentives Credit</b>	<b>92.95%</b>
<b>Incentives Awarded</b>	<b>10.00 pts</b>
<b>PBP Verification</b>	<b>N/A pts</b>
<b>Total Score</b>	<b>102.95%</b>

## Provider/Program Name: United Methodist Children Home of the North GA Conference - ILP (4428) - CCI

Program Census Information:		# Children in Care During Quarter: 10	# Placements During Quarter: 10	# Children in Care On Last Day: 5
ILP/TLP Incentive Credits	Avg Performance All ILP/TLPs (Points)	Provider Performance (%)*	Possible Points (Weight)	Provider Points Earned
No DJJ or DOC Involvement		100%	5	5.00
Extended Foster Care Services		Not Eligible	5	
Positive Permanency Connections		20%	5	1.00
High School Graduation/College Participation/Professional Certification		14%	20	2.80
Part-Time Employment with Medical Benefits		40%	20	8.00
Living Arrangements at Discharge		60%	20	12.00
Additional Academic Supports		Not Eligible	2	
Additional IL Skills Provision		7%	5	0.35
Active Agency Accreditation		0%	4	0.00
Staff Clinical Licensure		0%	5	0.00
<b>Incentives Total</b>	<b>12.99</b>		<b>91</b>	<b>29.15</b>

\*Performance calculation descriptions can be found in the FY 2017 RBWO PBP Measurements and Standards Guide.

### Child Protective Services Investigations and Dispositions

The following investigations data, which is not used for scoring but is considered significant to a provider's performance, is from Georgia SHINES and is not considered final or complete until the end of the fiscal year.

Total Reports:	0	
Number Screened In:	0	
Number Screened Out:	0	
Number Substantiated:	0	
Number Unsubstantiated:	0	
Number Active CPS Investigations:	0	



## Performance-Based Placement Measures RBWO Provider GA+SCORECARD - ILP/TLP

Report Quarter: Q3 FY2017

**Provider/Program Name: United Methodist Children Home of the North GA Conference - On-Campus TLP (Hybrid) (849) - CCI**

500 South Columbia Dr., Decatur, GA 30030

Phone: 404-327-5820

Vendor ID# 35627

### Quarterly Scores (Grades)

Q1: 101.49 (A+)

Q2: 100.44 (A+)

Q3: 97.94 (A+)

Q4: N/A

### Current Quarter Score (Grade)

**97.94%**

**(A+)**

Program Census Information:

# Children in Care During Quarter: 27

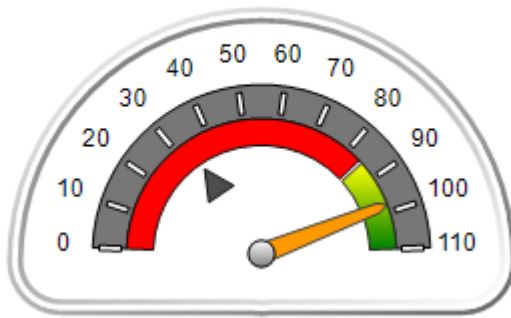
# Placements During Quarter: 28

# Children in Care On Last Day: 20

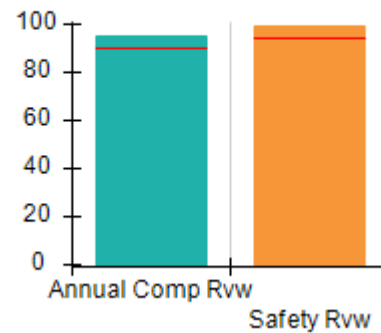
### Quarterly Provider Comparisons to All ILP/TLPs

▼ indicates average for all ILP/TLPs

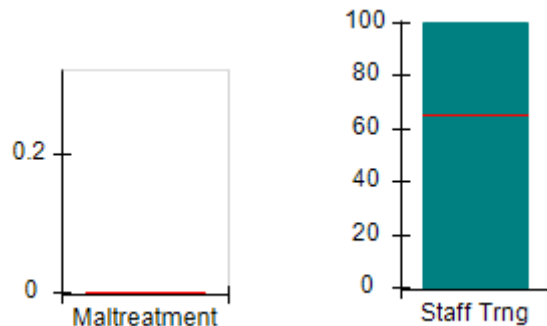
#### Overall Score (%)



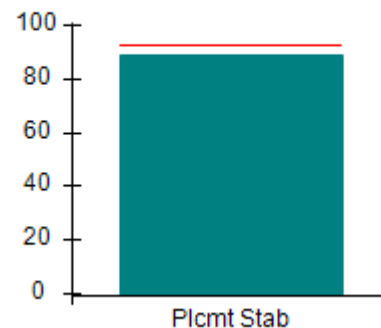
#### OPM Monitoring Reviews (%)



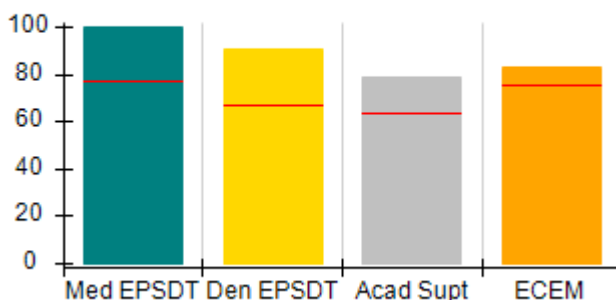
#### Safety Outcomes (%)



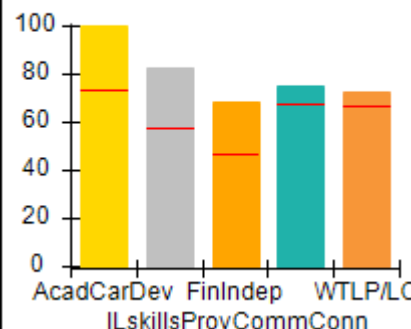
#### Permanency Outcomes (%)



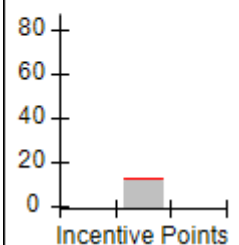
#### Well-Being Outcomes (%)



#### ILP/TLP Outcomes (%)



#### Incentives Earned (Points)





# Performance-Based Placement Measures RBWO Provider GA+SCORECARD - ILP/TLP

Report Quarter: Q3 FY2017

**Provider/Program Name: United Methodist Children Home of the North GA Conference - On-Campus TLP (Hybrid) (849) - CCI**

<b>500 South Columbia Dr., Decatur, GA 30030</b>  <b>Phone: 404-327-5820</b>  <b>Vendor ID# 35627</b>	<b>Quarterly Scores (Grades)</b>		<b>Current Quarter Score (Grade)</b>
	<b>Q1: 101.49 (A+)</b>	<b>Q2: 100.44 (A+)</b>	<b>97.94%</b>
	<b>Q3: 97.94 (A+)</b>	<b>Q4: N/A</b>	<b>(A+)</b>

Program Census Information:	# Children in Care During Quarter: 27	# Placements During Quarter: 28	# Children in Care On Last Day: 20
-----------------------------	---------------------------------------	---------------------------------	------------------------------------

	<b>Avg Performance All ILP/TLPs (%)</b>	<b>Provider Performance (%)*</b>	<b>Possible Points (Weight)</b>	<b>Provider Points Earned</b>
--	---	----------------------------------	---------------------------------	-------------------------------

**OPM Monitoring Reviews**

Annual Comprehensive Reviews	90%	95%	15	14.23
Safety Reviews	94%	99%	5	4.95
<b>Monitoring Sub-Total</b>			<b>20</b>	<b>19.18</b>

**ILP/TLP Safety Outcomes**

Incidence of Maltreatment	0.00%	No Substantiated Reports	3	3.00
Staff Training	65%	100%	10	10.00
<b>Safety Sub-Total</b>			<b>13</b>	<b>13.00</b>

**ILP/TLP Permanency Outcomes**

Placement Stability	93%	89%	3	2.67
<b>Permanency Sub-Total</b>			<b>3</b>	<b>2.67</b>

**ILP/TLP Well-Being Outcomes**

EPSDT Medical Visits	77%	100%	4	4.00
EPSDT Dental Visits	67%	91%	4	3.64
Academic Supports	64%	79%	2	1.58
Provider ECEM Visits	76%	83%	4	3.32
Placements with Siblings	No Data	Not Eligible	Not Scored	Not Scored
Placements within Legal County	32%	56%	Not Scored	Not Scored
<b>Well-Being Sub-Total</b>			<b>14</b>	<b>12.54</b>

**ILP/TLP Specialty Outcomes**

Academic/Career Development	73%	100%	10	10.00
Ind Living Skills Provision	58%	83%	15	12.45
Financial Independence	47%	68%	5	3.40
Community Connections	68%	75%	5	3.75
WTLP/Life Coach	66%	73%	15	10.95
<b>Specialty Sub-Total</b>			<b>50</b>	<b>40.55</b>

\*Performance calculation descriptions can be found in the FY 2017 RBWO PBP Measurements and Standards Guide.

**Monitoring & Outcomes: Possible Points = 100****Points Earned = 87.94**



# Performance-Based Placement Measures RBWO Provider GA+SCORECARD - ILP/TLP

Report Quarter: Q3 FY2017

<b>Score Before Incentives Credit</b>	<b>87.94%</b>
<b>Incentives Awarded</b>	<b>10.00 pts</b>
<b>PBP Verification</b>	<b>N/A pts</b>
<b>Total Score</b>	<b>97.94%</b>

**Provider/Program Name: United Methodist Children Home of the North GA Conference - On-Campus TLP (Hybrid) (849) - CCI**

Program Census Information:		# Children in Care During Quarter: 27	# Placements During Quarter: 28	# Children in Care On Last Day: 20
ILP/TLP Incentive Credits	Avg Performance All ILP/TLPs (Points)	Provider Performance (%)*	Possible Points (Weight)	Provider Points Earned
No DJJ or DOC Involvement		92%	5	4.60
Extended Foster Care Services		Not Eligible	5	
Positive Permanency Connections		0%	5	0.00
High School Graduation/College Participation/Professional Certification		9%	20	1.80
Part-Time Employment with Medical Benefits		0%	20	0.00
Living Arrangements at Discharge		25%	20	5.00
Additional Academic Supports		0%	2	0.00
Additional IL Skills Provision		0%	5	0.00
Active Agency Accreditation		0%	4	0.00
Staff Clinical Licensure		0%	5	0.00
<b>Incentives Total</b>	<b>12.99</b>		<b>91</b>	<b>11.40</b>

\*Performance calculation descriptions can be found in the FY 2017 RBWO PBP Measurements and Standards Guide.

**Child Protective Services Investigations and Dispositions**

The following investigations data, which is not used for scoring but is considered significant to a provider's performance, is from Georgia SHINES and is not considered final or complete until the end of the fiscal year.

Total Reports:	0	
Number Screened In:	0	
Number Screened Out:	0	
Number Substantiated:	0	
Number Unsubstantiated:	0	
Number Active CPS Investigations:	0	





# Performance-Based Placement Measures RBWO Provider GA+SCORECARD - ILP/TLP

Report Quarter: Q3 FY2017

**Provider/Program Name: Wellspring Living, Inc. - ILP (5210) - CCI**

3965 Roosevelt Hwy, Union City, GA 30349

Phone: 770-631-8888

Vendor ID# 132094

Quarterly Scores (Grades)

Q1: 50.00 (F)

Q2: 50.00 (F)

Q3: 50.00 (F)

Q4: N/A

Current Quarter Score (Grade)

50.00%

(F)

Program Census Information:

# Children in Care During Quarter: 0

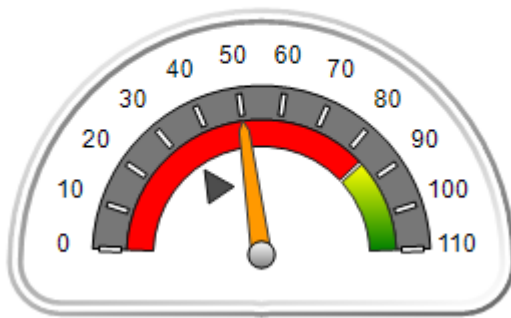
# Placements During Quarter: 0

# Children in Care On Last Day: 0

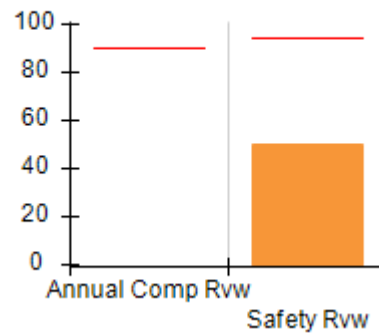
## Quarterly Provider Comparisons to All ILP/TLPs

▼ indicates average for all ILP/TLPs

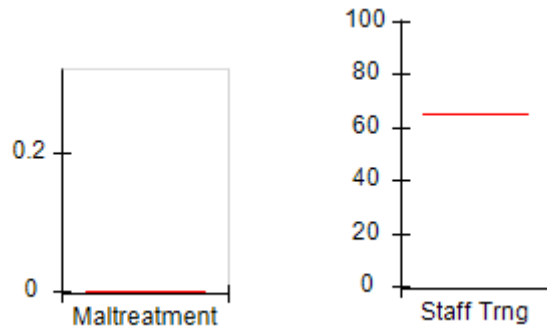
Overall Score (%)



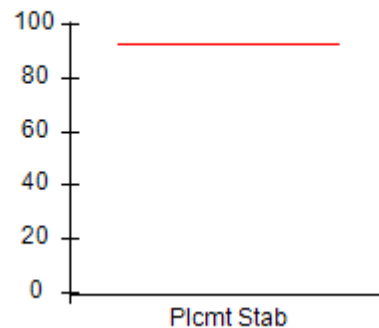
OPM Monitoring Reviews (%)



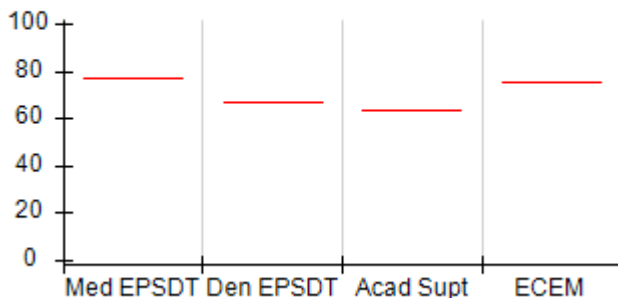
Safety Outcomes (%)



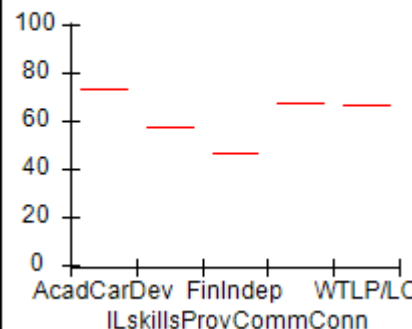
Permanency Outcomes (%)



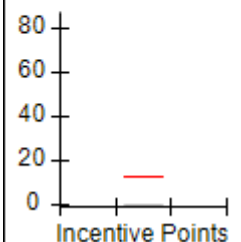
Well-Being Outcomes (%)



ILP/TLP Outcomes (%)



Incentives Earned (Points)





# Performance-Based Placement Measures

## RBWO Provider GA+SCORECARD - ILP/TLP

Report Quarter: Q3 FY2017

**Provider/Program Name: Wellspring Living, Inc. - ILP (5210) - CCI**

3965 Roosevelt Hwy, Union City, GA 30349

Phone: 770-631-8888

Vendor ID# 132094

**Quarterly Scores (Grades)****Current Quarter Score (Grade)**

Q1: 50.00 (F)

Q2: 50.00 (F)

**50.00%**

Q3: 50.00 (F)

Q4: N/A

**(F)**

Program Census Information:

# Children in Care During Quarter: 0

# Placements During Quarter: 0

# Children in Care On Last Day: 0

Avg  
Performance All  
ILP/TLPs (%)Provider  
Performance (%)\*Possible Points  
(Weight)Provider Points  
Earned**OPM Monitoring Reviews**

Annual Comprehensive Reviews	90%	Not Yet Conducted		
Safety Reviews	94%	50%	5	2.50
<b>Monitoring Sub-Total</b>			<b>5</b>	<b>2.50</b>

**ILP/TLP Safety Outcomes**

Incidence of Maltreatment	0.00%	Not Eligible		
Staff Training	65%	Not Eligible		
<b>Safety Sub-Total</b>			<b>N/A</b>	

**ILP/TLP Permanency Outcomes**

Placement Stability	93%	Not Eligible		
<b>Permanency Sub-Total</b>			<b>N/A</b>	

**ILP/TLP Well-Being Outcomes**

EPSDT Medical Visits	77%	Not Eligible		
EPSDT Dental Visits	67%	Not Eligible		
Academic Supports	64%	Not Eligible		
Provider ECEM Visits	76%	Not Eligible		
Placements with Siblings	No Data	Not Eligible	Not Scored	Not Scored
Placements within Legal County	32%	Not Eligible	Not Scored	Not Scored
<b>Well-Being Sub-Total</b>			<b>N/A</b>	

**ILP/TLP Specialty Outcomes**

Academic/Career Development	73%	Not Eligible		
Ind Living Skills Provision	58%	Not Eligible		
Financial Independence	47%	Not Eligible		
Community Connections	68%	Not Eligible		
WTLP/Life Coach	66%	Not Eligible		
<b>Specialty Sub-Total</b>			<b>N/A</b>	

\*Performance calculation descriptions can be found in the FY 2017 RBWO PBP Measurements and Standards Guide.

**Monitoring & Outcomes: Possible Points = 5****Points Earned = 02.50****Score Before Incentives Credit****50.00%**

**Performance-Based Placement Measures**  
**RBWO Provider GA+SCORECARD - ILP/TLP**

Report Quarter: Q3 FY2017

Incentives Awarded	00.00 pts
PBP Verification	N/A pts
<b>Total Score</b>	<b>50.00%</b>

**Provider/Program Name: Wellspring Living, Inc. - ILP (5210) - CCI**

Program Census Information:		# Children in Care During Quarter: 0	# Placements During Quarter: 0	# Children in Care On Last Day: 0
ILP/TLP Incentive Credits	Avg Performance All ILP/TLPs (Points)	Provider Performance (%)*	Possible Points (Weight)	Provider Points Earned
No DJJ or DOC Involvement		Not Eligible	5	
Extended Foster Care Services		Not Eligible	5	
Positive Permanency Connections		Not Eligible	5	
High School Graduation/College Participation/Professional Certification		Not Eligible	20	
Part-Time Employment with Medical Benefits		Not Eligible	20	
Living Arrangements at Discharge		Not Eligible	20	
Additional Academic Supports		Not Eligible	2	
Additional IL Skills Provision		Not Eligible	5	
Active Agency Accreditation		0%	4	0.00
Staff Clinical Licensure		0%	5	0.00
<b>Incentives Total</b>	<b>12.99</b>		<b>91</b>	<b>0.00</b>

\*Performance calculation descriptions can be found in the FY 2017 RBWO PBP Measurements and Standards Guide.

**Child Protective Services Investigations and Dispositions**

The following investigations data, which is not used for scoring but is considered significant to a provider's performance, is from Georgia SHINES and is not considered final or complete until the end of the fiscal year.

Total Reports:	0	
Number Screened In:	0	
Number Screened Out:	0	
Number Substantiated:	0	
Number Unsubstantiated:	0	
Number Active CPS Investigations:	0	