



DHS, DFCS, Office of Provider Management

Performance-Based Placement Measures

RBWO Provider GA+SCORECARD - CCI

Report Quarter: Q3 FY2020



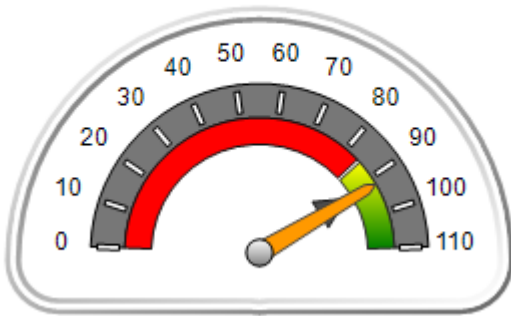
Provider/Program Name: A Friend's House - (563) - CCI

111 Henry Pkwy., McDonough, GA 30253	Quarterly Scores (Grades)		Current Quarter Score (Grade)
Phone: 678-432-1630	Q1: 101.15 (A+)	Q2: 102.55 (A+)	92.23% (A-)
Vendor ID# 35215	Q3: 92.23 (A-)	Q4: N/A	
Program Census Information:	# Children in Care During Quarter: 25	# Placements During Quarter: 25	# Children in Care On Last Day: 14

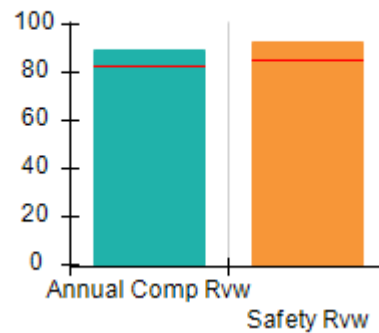
Quarterly Provider Comparisons to All CCIs

▼ — indicates average for all CCIs

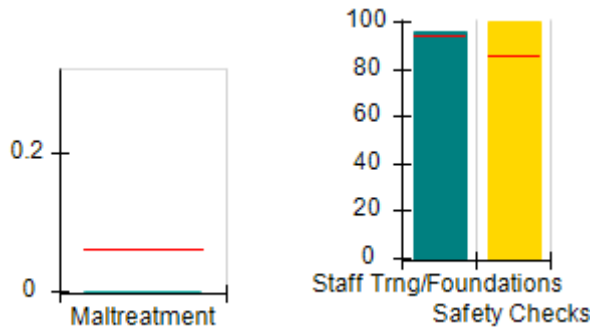
Overall Score (%)



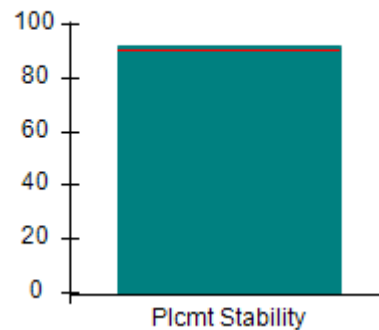
OPM Monitoring Reviews (%)



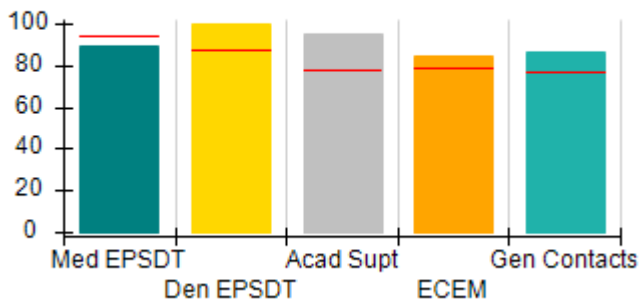
Safety Outcomes (%)



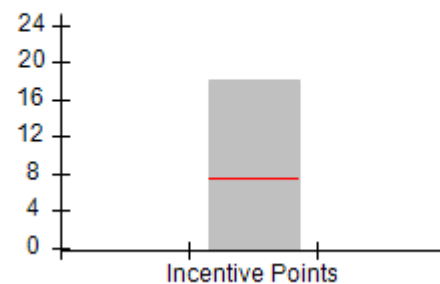
Permanency Outcomes (%)



Well-Being Outcomes (%)



Incentives Earned (Points)





DHS, DFCS, Office of Provider Management
Performance-Based Placement Measures
RBWO Provider GA+SCORECARD - CCI
 Report Quarter: Q3 FY2020



Provider/Program Name: A Friend's House - (563) - CCI				
111 Henry Pkwy., McDonough, GA 30253		Quarterly Scores (Grades)		Current Quarter Score (Grade)
Phone: 678-432-1630		Q1: 101.15 (A+)	Q2: 102.55 (A+)	92.23% (A-)
Vendor ID# 35215		Q3: 92.23 (A-)	Q4: N/A	
Program Census Information:		# Children in Care During Quarter: 25	# Placements During Quarter: 25	# Children in Care On Last Day: 14
	Avg Performance All CCIs (%)	Provider Performance (%)*	Possible Points (Weight)	Provider Points Earned
OPM Monitoring Reviews				
Annual Comprehensive Reviews	82%	90%	25	22.43
Safety Reviews	85%	93%	15	13.88
Monitoring Sub-Total			40	36.31
CCI Safety Outcomes				
Incidence of Maltreatment	0.06%	No Substantiated Reports	10	10.00
Staff Training/Foundations	94%	96%	5	4.80
Staff Safety Checks	86%	100%	5	5.00
Safety Sub-Total			20	19.80
CCI Permanency Outcomes				
Placement Stability	90%	92%	15	13.80
Permanency Sub-Total			15	13.80
CCI Well-Being Outcomes				
EPSDT Medical Visits	94%	89%	4	3.56
EPSDT Dental Visits	88%	100%	4	4.00
Academic Supports	78%	95%	3	2.85
Provider ECEM Visits	79%	84%	7	5.88
Provider General Contacts	77%	86%	7	6.02
Placements with Siblings	35%	73%	Not Scored	Not Scored
Placements within Legal County	11%	20%	Not Scored	Not Scored
Well-Being Sub-Total			25	22.31
*Performance calculation descriptions can be found in the FY 2020 RBWO PBP Measurements and Standards Guide.				

Monitoring & Outcomes: Possible Points = 100		Points Earned = 92.22	
Score Before Incentives Credit			92.22%
Incentives Awarded			10.00 pts
PBP Verification			-9.99 pts
Total Score			92.23%



DHS, DFCS, Office of Provider Management
Performance-Based Placement Measures
RBWO Provider GA+SCORECARD - CCI
Report Quarter: Q3 FY2020



Provider/Program Name: A Friend's House - (563) - CCI

Program Census Information:		# Children in Care During Quarter: 25	# Placements During Quarter: 25	# Children in Care On Last Day: 14
CCI Incentive Credits	Avg Performance All CCIs (Points)	Provider Performance (%)*	Possible Points (Weight)	Provider Points Earned
Early EPSDT Medical Visits		71%	2	1.42
Early EPSDT Dental Visits		100%	2	2.00
Permanency Contacts		0%	5	0.00
Additional Academic Supports		33%	2	0.66
HS Grad/GED/Prof or Trade Certificate/College		N/A	10/5/5/1	10.00
EYSS Agreement		Not Eligible	5	
Community Connections		0%	4	0.00
Active Agency Accreditation		0%	4	0.00
Staff Clinical Licensure		0%	5	0.00
Behavior Management (threshold = 0)		100%	4	4.00
Incentives Total	7.45			18.08
Maximum total combined incentive credit allowed is 10 points.			Incentives Awarded	10.00

*Performance calculation descriptions can be found in the FY 2020 RBWO PBP Measurements and Standards Guide.

Child Protective Services Investigations and Dispositions

The following investigations data, which is not used for scoring but is considered significant to a provider's performance, is from Georgia SHINES and is not considered final or complete until the end of the fiscal year.

Total Reports:	0
Number Screened In:	0
Number Screened Out:	0
Number Substantiated:	0
Number Unsubstantiated:	0
Number Active CPS Investigations:	0



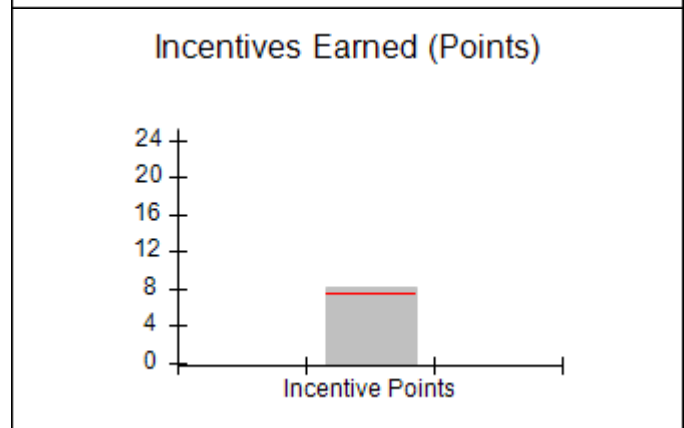
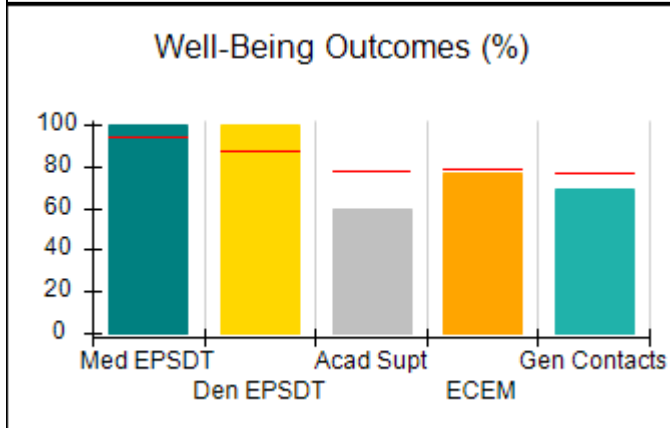
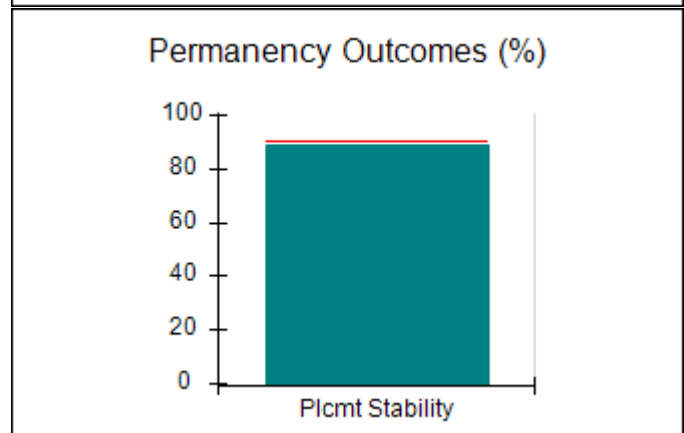
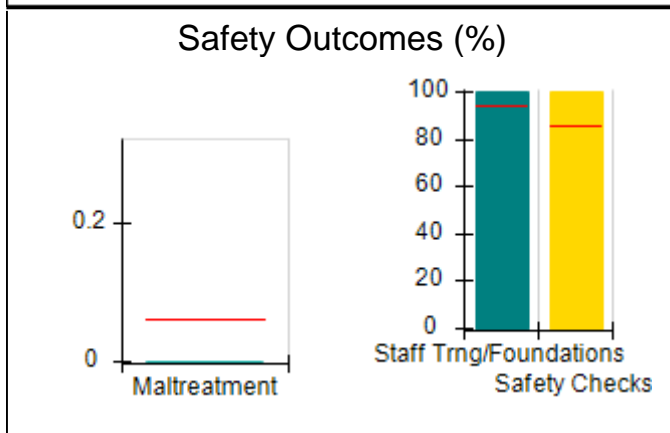
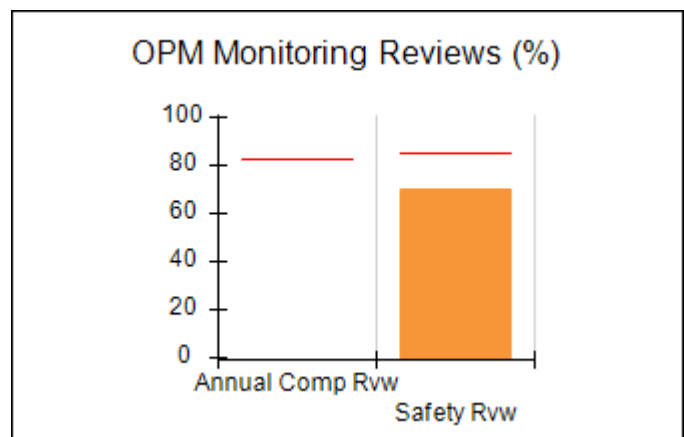
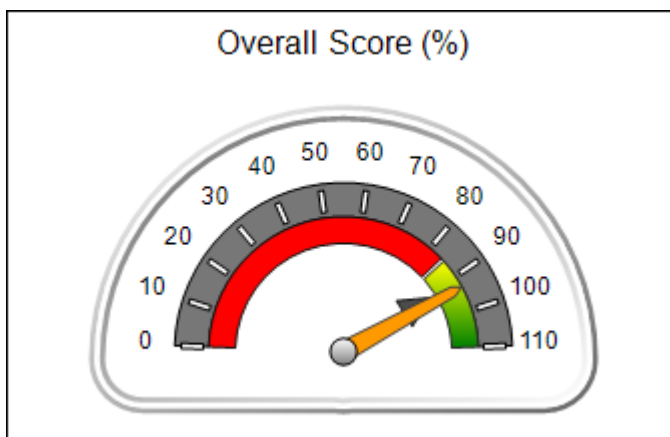
DHS, DFCS, Office of Provider Management
Performance-Based Placement Measures
RBWO Provider GA+SCORECARD - CCI



Report Quarter: Q3 FY2020

Provider/Program Name: Abba House Human Development & Resource Center of GA - (5399) - CCI			
4590 Arbor Walk Ct., Stone Mountain, GA 30083	Quarterly Scores (Grades)		Current Quarter Score (Grade)
Phone: 404-299-5494	Q1: 78.76 (C+)	Q2: 76.95 (C)	93.32% (A-)
Vendor ID# 87804	Q3: 93.32 (A-)	Q4: N/A	
Program Census Information:	# Children in Care During Quarter: 9	# Placements During Quarter: 9	# Children in Care On Last Day: 6
Quarterly Provider Comparisons to All CCIs			

▼ — indicates average for all CCIs





Performance-Based Placement Measures

RBWO Provider GA+SCORECARD - CCI

Report Quarter: Q3 FY2020

Provider/Program Name: Abba House Human Development & Resource Center of GA - (5399) - CCI				
4590 Arbor Walk Ct., Stone Mountain, GA 30083		Quarterly Scores (Grades)		Current Quarter Score (Grade)
Phone: 404-299-5494		Q1: 78.76 (C+)	Q2: 76.95 (C)	93.32% (A-)
Vendor ID# 87804		Q3: 93.32 (A-)	Q4: N/A	
Program Census Information:		# Children in Care During Quarter: 9	# Placements During Quarter: 9	# Children in Care On Last Day: 6
	Avg Performance All CCIs (%)	Provider Performance (%)*	Possible Points (Weight)	Provider Points Earned
OPM Monitoring Reviews				
Annual Comprehensive Reviews	82%	Not Yet Conducted		
Safety Reviews	85%	70%	15	10.50
Monitoring Sub-Total			15	10.50
CCI Safety Outcomes				
Incidence of Maltreatment	0.06%	No Substantiated Reports	10	10.00
Staff Training/Foundations	94%	100%	5	5.00
Staff Safety Checks	86%	100%	5	5.00
Safety Sub-Total			20	20.00
CCI Permanency Outcomes				
Placement Stability	90%	89%	15	13.35
Permanency Sub-Total			15	13.35
CCI Well-Being Outcomes				
EPSDT Medical Visits	94%	100%	4	4.00
EPSDT Dental Visits	88%	100%	4	4.00
Academic Supports	78%	60%	3	1.80
Provider ECEM Visits	79%	77%	7	5.39
Provider General Contacts	77%	69%	7	4.83
Placements with Siblings	35%	Not Eligible	Not Scored	Not Scored
Placements within Legal County	11%	0%	Not Scored	Not Scored
Well-Being Sub-Total			25	20.02
*Performance calculation descriptions can be found in the FY 2020 RBWO PBP Measurements and Standards Guide.				

Monitoring & Outcomes: Possible Points = 75		Points Earned = 63.87	
Score Before Incentives Credit			85.16%
Incentives Awarded			8.16 pts
PBP Verification			N/A pts
Total Score			93.32%



DHS, DFCS, Office of Provider Management
Performance-Based Placement Measures
RBWO Provider GA+SCORECARD - CCI



Report Quarter: Q3 FY2020

Provider/Program Name: Abba House Human Development & Resource Center of GA - (5399) - CCI

Program Census Information:		# Children in Care During Quarter: 9	# Placements During Quarter: 9	# Children in Care On Last Day: 6
CCI Incentive Credits	Avg Performance All CCIs (Points)	Provider Performance (%)*	Possible Points (Weight)	Provider Points Earned
Early EPSDT Medical Visits		100%	2	2.00
Early EPSDT Dental Visits		100%	2	2.00
Permanency Contacts		0%	5	0.00
Additional Academic Supports		8%	2	0.16
HS Grad/GED/Prof or Trade Certificate/College		N/A	10/5/5/1	
EYSS Agreement		Not Eligible	5	
Community Connections		0%	4	0.00
Active Agency Accreditation		0%	4	0.00
Staff Clinical Licensure		0%	5	0.00
Behavior Management (threshold = 0)		100%	4	4.00
Incentives Total	7.45			8.16
Maximum total combined incentive credit allowed is 10 points.			Incentives Awarded	8.16

*Performance calculation descriptions can be found in the FY 2020 RBWO PBP Measurements and Standards Guide.

Child Protective Services Investigations and Dispositions

The following investigations data, which is not used for scoring but is considered significant to a provider's performance, is from Georgia SHINES and is not considered final or complete until the end of the fiscal year.

Total Reports:	0
Number Screened In:	0
Number Screened Out:	0
Number Substantiated:	0
Number Unsubstantiated:	0
Number Active CPS Investigations:	0



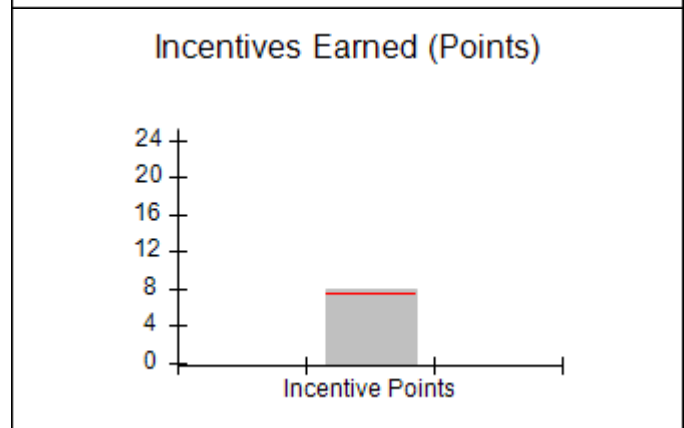
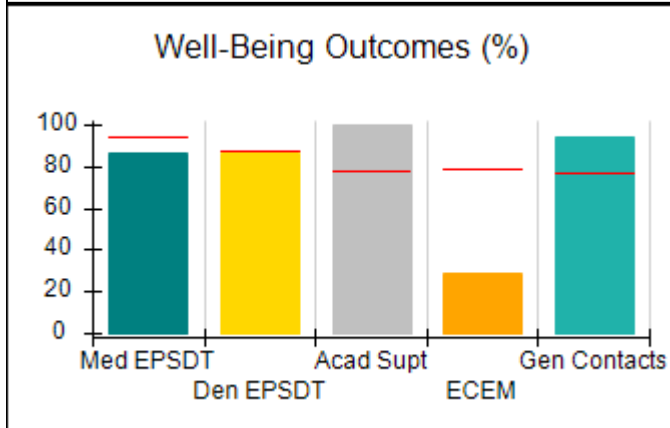
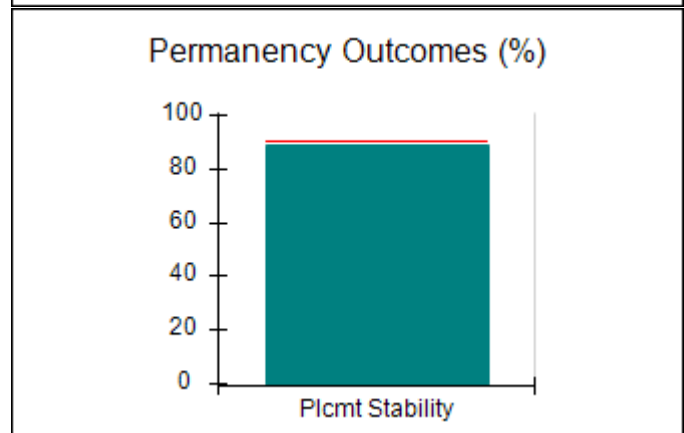
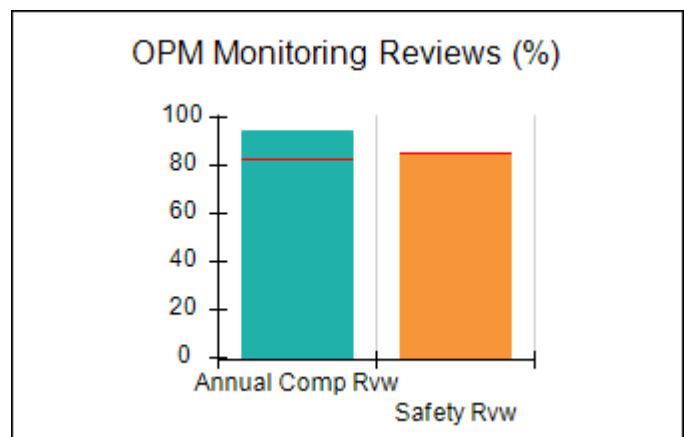
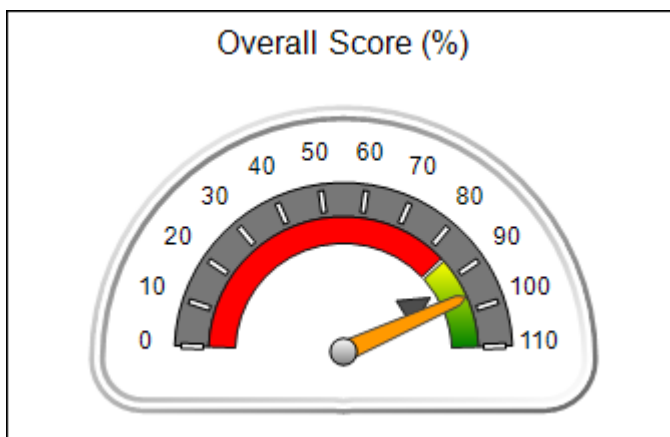
DHS, DFCS, Office of Provider Management
Performance-Based Placement Measures
RBWO Provider GA+SCORECARD - CCI



Report Quarter: Q3 FY2020

Provider/Program Name: ACES Youth Home, Inc. - (formerly Appalachian Children's Shelter) (5167) - CCI			
133 Cares Drive, Jasper, GA 30143	Quarterly Scores (Grades)		Current Quarter Score (Grade)
Phone: 706-253-2375	Q1: 90.28 (A-)	Q2: 95.74 (A)	96.24% (A)
Vendor ID# 115379	Q3: 96.24 (A)	Q4: N/A	
Program Census Information:	# Children in Care During Quarter: 9	# Placements During Quarter: 9	# Children in Care On Last Day: 7
Quarterly Provider Comparisons to All CCIs			

▼ — indicates average for all CCIs





Performance-Based Placement Measures

RBWO Provider GA+SCORECARD - CCI

Report Quarter: Q3 FY2020

Provider/Program Name: ACES Youth Home, Inc. - (formerly Appalachian Children's Shelter) (5167) - CCI				
133 Cares Drive, Jasper, GA 30143		Quarterly Scores (Grades)		Current Quarter Score (Grade)
Phone: 706-253-2375		Q1: 90.28 (A-)	Q2: 95.74 (A)	96.24% (A)
Vendor ID# 115379		Q3: 96.24 (A)	Q4: N/A	
Program Census Information:		# Children in Care During Quarter: 9	# Placements During Quarter: 9	# Children in Care On Last Day: 7
	Avg Performance All CCIs (%)	Provider Performance (%)*	Possible Points (Weight)	Provider Points Earned
OPM Monitoring Reviews				
Annual Comprehensive Reviews	82%	95%	25	23.67
Safety Reviews	85%	85%	15	12.75
Monitoring Sub-Total			40	36.42
CCI Safety Outcomes				
Incidence of Maltreatment	0.06%	No Substantiated Reports	10	10.00
Staff Training/Foundations	94%	100%	5	5.00
Staff Safety Checks	86%	100%	5	5.00
Safety Sub-Total			20	20.00
CCI Permanency Outcomes				
Placement Stability	90%	89%	15	13.35
Permanency Sub-Total			15	13.35
CCI Well-Being Outcomes				
EPSDT Medical Visits	94%	86%	4	3.44
EPSDT Dental Visits	88%	86%	4	3.44
Academic Supports	78%	100%	3	3.00
Provider ECEM Visits	79%	29%	7	2.03
Provider General Contacts	77%	94%	7	6.58
Placements with Siblings	35%	100%	Not Scored	Not Scored
Placements within Legal County	11%	80%	Not Scored	Not Scored
Well-Being Sub-Total			25	18.49
*Performance calculation descriptions can be found in the FY 2020 RBWO PBP Measurements and Standards Guide.				

Monitoring & Outcomes: Possible Points = 100		Points Earned = 88.26	
Score Before Incentives Credit			88.26%
Incentives Awarded			7.98 pts
PBP Verification			N/A pts
Total Score			96.24%



DHS, DFCS, Office of Provider Management
Performance-Based Placement Measures
RBWO Provider GA+SCORECARD - CCI



Report Quarter: Q3 FY2020

Provider/Program Name: ACES Youth Home, Inc. - (formerly Appalachian Children's Shelter) (5167) - CCI

Program Census Information:		# Children in Care During Quarter: 9	# Placements During Quarter: 9	# Children in Care On Last Day: 7
CCI Incentive Credits	Avg Performance All CCIs (Points)	Provider Performance (%)*	Possible Points (Weight)	Provider Points Earned
Early EPSDT Medical Visits		83%	2	1.66
Early EPSDT Dental Visits		75%	2	1.50
Permanency Contacts		0%	5	0.00
Additional Academic Supports		41%	2	0.82
HS Grad/GED/Prof or Trade Certificate/College		N/A	10/5/5/1	
EYSS Agreement		Not Eligible	5	
Community Connections		0%	4	0.00
Active Agency Accreditation		0%	4	0.00
Staff Clinical Licensure		0%	5	0.00
Behavior Management (threshold = 0)		100%	4	4.00
Incentives Total	7.45			7.98
Maximum total combined incentive credit allowed is 10 points.			Incentives Awarded	7.98

*Performance calculation descriptions can be found in the FY 2020 RBWO PBP Measurements and Standards Guide.

Child Protective Services Investigations and Dispositions

The following investigations data, which is not used for scoring but is considered significant to a provider's performance, is from Georgia SHINES and is not considered final or complete until the end of the fiscal year.

Total Reports:	0
Number Screened In:	0
Number Screened Out:	0
Number Substantiated:	0
Number Unsubstantiated:	0
Number Active CPS Investigations:	0



Performance-Based Placement Measures

RBWO Provider GA+SCORECARD - CCI

Report Quarter: Q3 FY2020

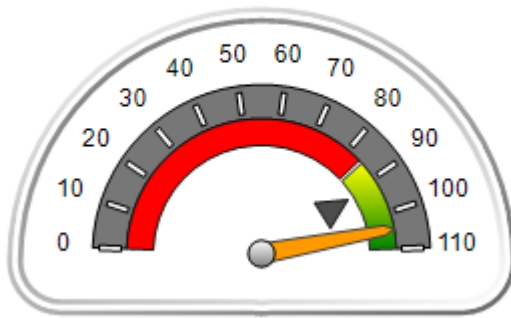
Provider/Program Name: Advocates for Bartow's Children - Flowering Branch Children's Shelter (564) - CCI

49 Monroe Crossing, Cartersville, GA 30120	Quarterly Scores (Grades)		Current Quarter Score (Grade)
Phone: 770-382-6180	Q1: 101.59 (A+)	Q2: 101.56 (A+)	104.61% (A+)
Vendor ID# 35217	Q3: 104.61 (A+)	Q4: N/A	
Program Census Information:	# Children in Care During Quarter: 10	# Placements During Quarter: 10	# Children in Care On Last Day: 6

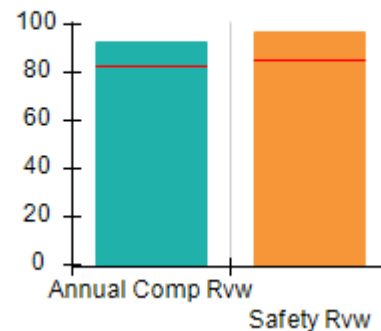
Quarterly Provider Comparisons to All CCIs

indicates average for all CCIs

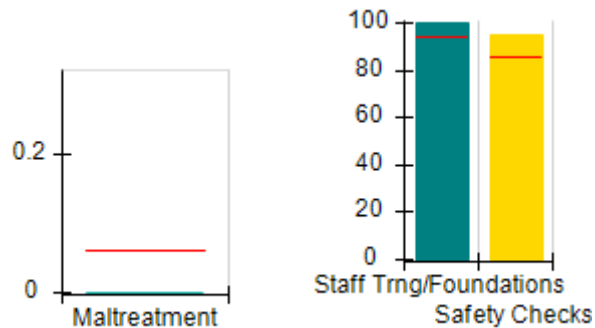
Overall Score (%)



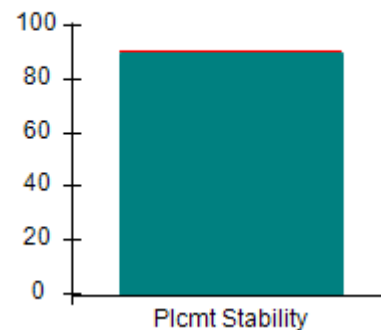
OPM Monitoring Reviews (%)



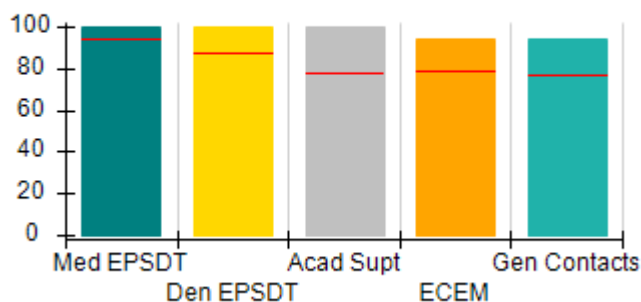
Safety Outcomes (%)



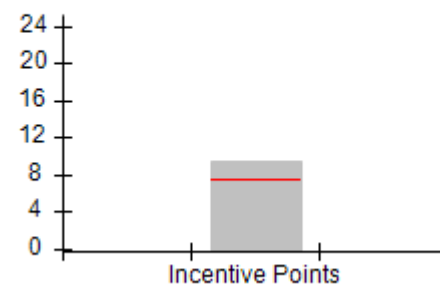
Permanency Outcomes (%)



Well-Being Outcomes (%)



Incentives Earned (Points)





Performance-Based Placement Measures

RBWO Provider GA+SCORECARD - CCI

Report Quarter: Q3 FY2020

Provider/Program Name: Advocates for Bartow's Children - Flowering Branch Children's Shelter (564) - CCI

49 Monroe Crossing, Cartersville, GA 30120		Quarterly Scores (Grades)		Current Quarter Score (Grade)
Phone: 770-382-6180		Q1: 101.59 (A+)	Q2: 101.56 (A+)	104.61% (A+)
Vendor ID# 35217		Q3: 104.61 (A+)	Q4: N/A	
Program Census Information:		# Children in Care During Quarter: 10	# Placements During Quarter: 10	# Children in Care On Last Day: 6
	Avg Performance All CCIs (%)	Provider Performance (%)*	Possible Points (Weight)	Provider Points Earned
OPM Monitoring Reviews				
Annual Comprehensive Reviews	82%	93%	25	23.20
Safety Reviews	85%	97%	15	14.50
Monitoring Sub-Total			40	37.70
CCI Safety Outcomes				
Incidence of Maltreatment	0.06%	No Substantiated Reports	10	10.00
Staff Training/Foundations	94%	100%	5	5.00
Staff Safety Checks	86%	95%	5	4.75
Safety Sub-Total			20	19.75
CCI Permanency Outcomes				
Placement Stability	90%	90%	15	13.50
Permanency Sub-Total			15	13.50
CCI Well-Being Outcomes				
EPSDT Medical Visits	94%	100%	4	4.00
EPSDT Dental Visits	88%	100%	4	4.00
Academic Supports	78%	100%	3	3.00
Provider ECEM Visits	79%	94%	7	6.58
Provider General Contacts	77%	94%	7	6.58
Placements with Siblings	35%	0%	Not Scored	Not Scored
Placements within Legal County	11%	0%	Not Scored	Not Scored
Well-Being Sub-Total			25	24.16

*Performance calculation descriptions can be found in the FY 2020 RBWO PBP Measurements and Standards Guide.

Monitoring & Outcomes: Possible Points = 100		Points Earned = 95.11	
Score Before Incentives Credit			95.11%
Incentives Awarded			9.50 pts
PBP Verification			N/A pts
Total Score			104.61%



DHS, DFCS, Office of Provider Management
Performance-Based Placement Measures
RBWO Provider GA+SCORECARD - CCI



Report Quarter: Q3 FY2020

Provider/Program Name: Advocates for Bartow's Children - Flowering Branch Children's Shelter (564) - CCI

Program Census Information:		# Children in Care During Quarter: 10	# Placements During Quarter: 10	# Children in Care On Last Day: 6
CCI Incentive Credits	Avg Performance All CCIs (Points)	Provider Performance (%)*	Possible Points (Weight)	Provider Points Earned
Early EPSDT Medical Visits		100%	2	2.00
Early EPSDT Dental Visits		100%	2	2.00
Permanency Contacts		None Planned	5	
Additional Academic Supports		75%	2	1.50
HS Grad/GED/Prof or Trade Certificate/College		N/A	10/5/5/1	
EYSS Agreement		Not Eligible	5	
Community Connections		0%	4	0.00
Active Agency Accreditation		0%	4	0.00
Staff Clinical Licensure		0%	5	0.00
Behavior Management (threshold = 0)		100%	4	4.00
Incentives Total	7.45			9.50
Maximum total combined incentive credit allowed is 10 points.			Incentives Awarded	9.50

*Performance calculation descriptions can be found in the FY 2020 RBWO PBP Measurements and Standards Guide.

Child Protective Services Investigations and Dispositions

The following investigations data, which is not used for scoring but is considered significant to a provider's performance, is from Georgia SHINES and is not considered final or complete until the end of the fiscal year.

Total Reports:	0
Number Screened In:	0
Number Screened Out:	0
Number Substantiated:	0
Number Unsubstantiated:	0
Number Active CPS Investigations:	0

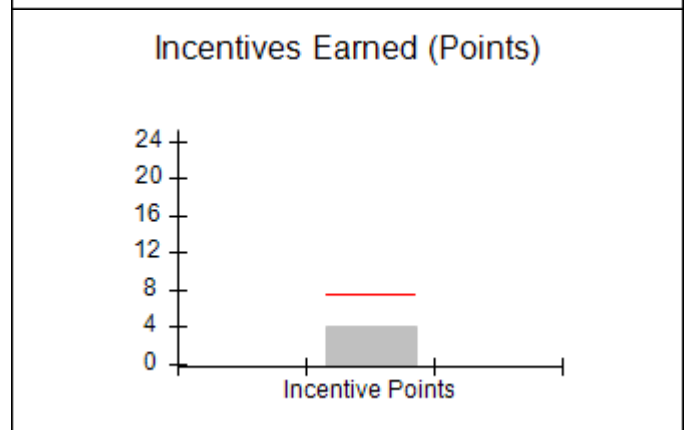
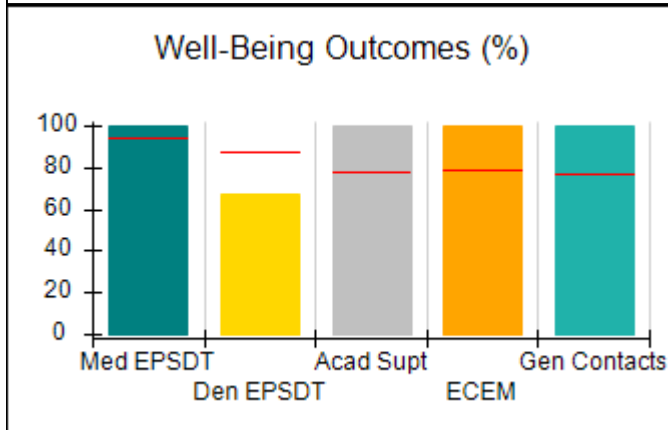
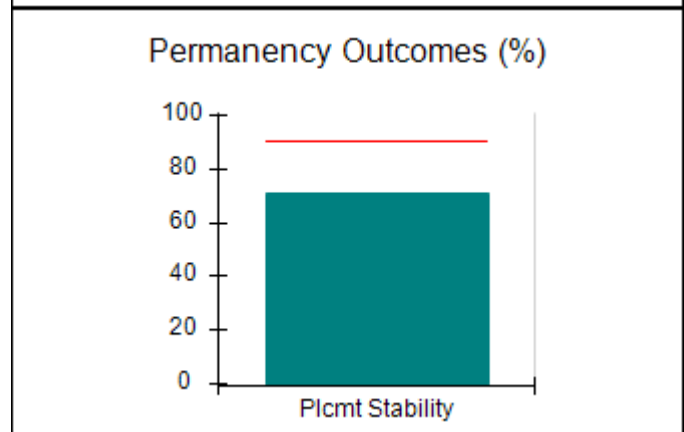
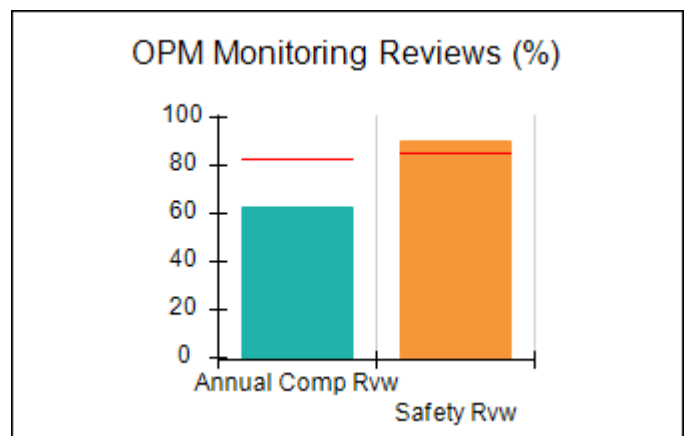
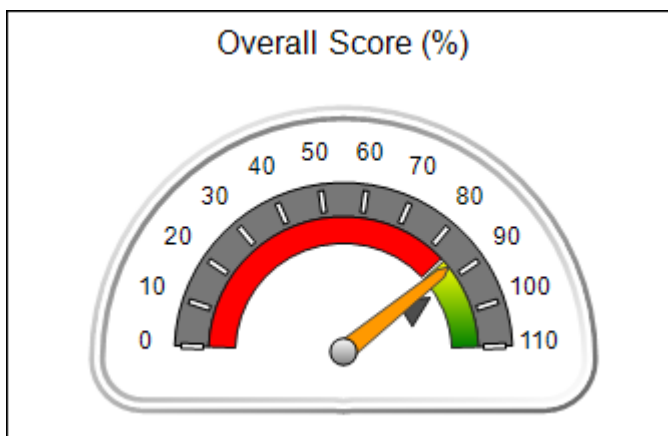


DHS, DFCS, Office of Provider Management
Performance-Based Placement Measures
RBWO Provider GA+SCORECARD - CCI
Report Quarter: Q3 FY2020



Provider/Program Name: Agape Behavioral Healthcare, Inc. - (694) - CCI			
3830 Old Gordon Rd, Atlanta, GA 30336	Quarterly Scores (Grades)		Current Quarter Score (Grade)
Phone: 404-505-7619	Q1: 89.87 (B+)	Q2: 86.69 (B)	87.04% (B+)
Vendor ID# 35410	Q3: 87.04 (B+)	Q4: N/A	
Program Census Information:	# Children in Care During Quarter: 7	# Placements During Quarter: 7	# Children in Care On Last Day: 4
Quarterly Provider Comparisons to All CCIs			

▼ — indicates average for all CCIs





DHS, DFCS, Office of Provider Management
Performance-Based Placement Measures
RBWO Provider GA+SCORECARD - CCI
 Report Quarter: Q3 FY2020



Provider/Program Name: Agape Behavioral Healthcare, Inc. - (694) - CCI				
3830 Old Gordon Rd, Atlanta, GA 30336		Quarterly Scores (Grades)		Current Quarter Score (Grade)
Phone: 404-505-7619		Q1: 89.87 (B+)	Q2: 86.69 (B)	87.04% (B+)
Vendor ID# 35410		Q3: 87.04 (B+)	Q4: N/A	
Program Census Information:		# Children in Care During Quarter: 7	# Placements During Quarter: 7	# Children in Care On Last Day: 4
	Avg Performance All CCIs (%)	Provider Performance (%)*	Possible Points (Weight)	Provider Points Earned
OPM Monitoring Reviews				
Annual Comprehensive Reviews	82%	63%	25	15.71
Safety Reviews	85%	90%	15	13.50
Monitoring Sub-Total			40	29.21
CCI Safety Outcomes				
Incidence of Maltreatment	0.06%	No Substantiated Reports	10	10.00
Staff Training/Foundations	94%	100%	5	5.00
Staff Safety Checks	86%	90%	5	4.50
Safety Sub-Total			20	19.50
CCI Permanency Outcomes				
Placement Stability	90%	71%	15	10.65
Permanency Sub-Total			15	10.65
CCI Well-Being Outcomes				
EPSDT Medical Visits	94%	100%	4	4.00
EPSDT Dental Visits	88%	67%	4	2.68
Academic Supports	78%	100%	3	3.00
Provider ECEM Visits	79%	100%	7	7.00
Provider General Contacts	77%	100%	7	7.00
Placements with Siblings	35%	0%	Not Scored	Not Scored
Placements within Legal County	11%	0%	Not Scored	Not Scored
Well-Being Sub-Total			25	23.68
*Performance calculation descriptions can be found in the FY 2020 RBWO PBP Measurements and Standards Guide.				

Monitoring & Outcomes: Possible Points = 100		Points Earned = 83.04	
Score Before Incentives Credit			83.04%
Incentives Awarded			4.00 pts
PBP Verification			N/A pts
Total Score			87.04%



DHS, DFCS, Office of Provider Management
Performance-Based Placement Measures
RBWO Provider GA+SCORECARD - CCI
Report Quarter: Q3 FY2020



Provider/Program Name: Agape Behavioral Healthcare, Inc. - (694) - CCI

Program Census Information:		# Children in Care During Quarter: 7	# Placements During Quarter: 7	# Children in Care On Last Day: 4
CCI Incentive Credits	Avg Performance All CCIs (Points)	Provider Performance (%)*	Possible Points (Weight)	Provider Points Earned
Early EPSDT Medical Visits		Not Eligible	2	
Early EPSDT Dental Visits		0%	2	0.00
Permanency Contacts		0%	5	0.00
Additional Academic Supports		0%	2	0.00
HS Grad/GED/Prof or Trade Certificate/College		N/A	10/5/5/1	
EYSS Agreement		Not Eligible	5	
Community Connections		0%	4	0.00
Active Agency Accreditation		0%	4	0.00
Staff Clinical Licensure		0%	5	0.00
Behavior Management (threshold = 0)		100%	4	4.00
Incentives Total	7.45			4.00
Maximum total combined incentive credit allowed is 10 points.			Incentives Awarded	4.00

*Performance calculation descriptions can be found in the FY 2020 RBWO PBP Measurements and Standards Guide.

Child Protective Services Investigations and Dispositions

The following investigations data, which is not used for scoring but is considered significant to a provider's performance, is from Georgia SHINES and is not considered final or complete until the end of the fiscal year.

Total Reports:	0
Number Screened In:	0
Number Screened Out:	0
Number Substantiated:	0
Number Unsubstantiated:	0
Number Active CPS Investigations:	0



DHS, DFCS, Office of Provider Management

Performance-Based Placement Measures

RBWO Provider GA+SCORECARD - CCI

Report Quarter: Q3 FY2020



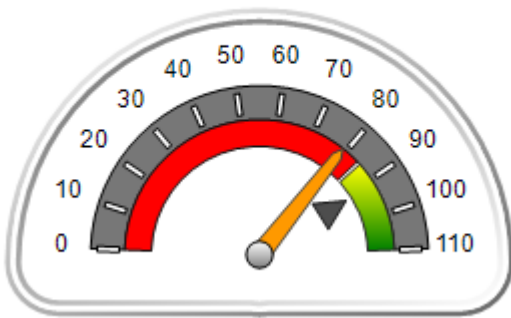
Provider/Program Name: Alternative Youth Services, Inc. - (667) - CCI

211 Goose Hollow Road, Reynolds, GA 31076	Quarterly Scores (Grades)		Current Quarter Score (Grade)
Phone: 478-847-2900	Q1: 76.66 (C)	Q2: 76.31 (C)	78.94% (C+)
Vendor ID# 35223	Q3: 78.94 (C+)	Q4: N/A	
Program Census Information:	# Children in Care During Quarter: 46	# Placements During Quarter: 46	# Children in Care On Last Day: 23

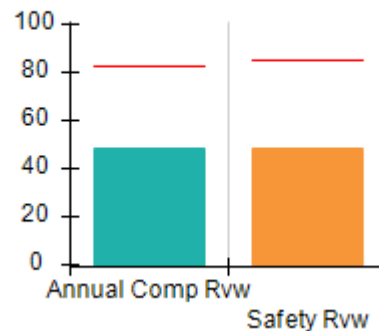
Quarterly Provider Comparisons to All CCIs

▼ — indicates average for all CCIs

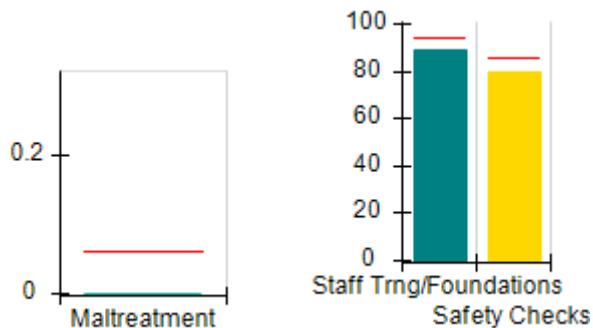
Overall Score (%)



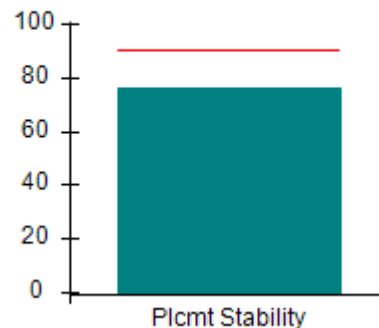
OPM Monitoring Reviews (%)



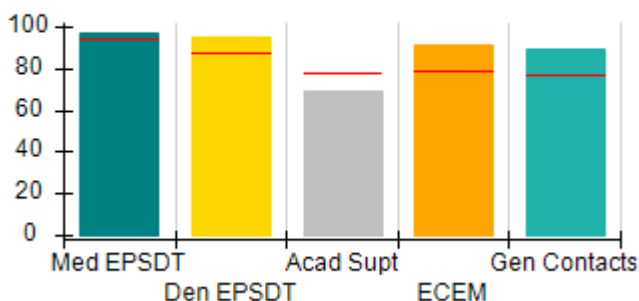
Safety Outcomes (%)



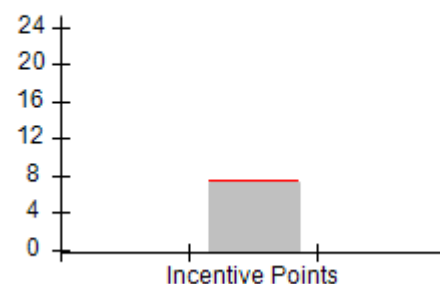
Permanency Outcomes (%)



Well-Being Outcomes (%)



Incentives Earned (Points)





DHS, DFCS, Office of Provider Management
Performance-Based Placement Measures
RBWO Provider GA+SCORECARD - CCI
 Report Quarter: Q3 FY2020



Provider/Program Name: Alternative Youth Services, Inc. - (667) - CCI				
211 Goose Hollow Road, Reynolds, GA 31076		Quarterly Scores (Grades)		Current Quarter Score (Grade)
Phone: 478-847-2900		Q1: 76.66 (C)	Q2: 76.31 (C)	78.94% (C+)
Vendor ID# 35223		Q3: 78.94 (C+)	Q4: N/A	
Program Census Information:		# Children in Care During Quarter: 46	# Placements During Quarter: 46	# Children in Care On Last Day: 23
	Avg Performance All CCIs (%)	Provider Performance (%)*	Possible Points (Weight)	Provider Points Earned
OPM Monitoring Reviews				
Annual Comprehensive Reviews	82%	49%	25	12.13
Safety Reviews	85%	48%	15	7.25
Monitoring Sub-Total			40	19.38
CCI Safety Outcomes				
Incidence of Maltreatment	0.06%	No Substantiated Reports	10	10.00
Staff Training/Foundations	94%	89%	5	4.45
Staff Safety Checks	86%	80%	5	4.00
Safety Sub-Total			20	18.45
CCI Permanency Outcomes				
Placement Stability	90%	76%	15	11.40
Permanency Sub-Total			15	11.40
CCI Well-Being Outcomes				
EPSDT Medical Visits	94%	97%	4	3.88
EPSDT Dental Visits	88%	95%	4	3.80
Academic Supports	78%	69%	3	2.07
Provider ECEM Visits	79%	91%	7	6.37
Provider General Contacts	77%	89%	7	6.23
Placements with Siblings	35%	0%	Not Scored	Not Scored
Placements within Legal County	11%	0%	Not Scored	Not Scored
Well-Being Sub-Total			25	22.35
*Performance calculation descriptions can be found in the FY 2020 RBWO PBP Measurements and Standards Guide.				

Monitoring & Outcomes: Possible Points = 100		Points Earned = 71.58	
Score Before Incentives Credit			71.58%
Incentives Awarded			7.36 pts
PBP Verification			N/A pts
Total Score			78.94%



DHS, DFCS, Office of Provider Management
Performance-Based Placement Measures
RBWO Provider GA+SCORECARD - CCI
Report Quarter: Q3 FY2020



Provider/Program Name: Alternative Youth Services, Inc. - (667) - CCI

Program Census Information:		# Children in Care During Quarter: 46	# Placements During Quarter: 46	# Children in Care On Last Day: 23
CCI Incentive Credits	Avg Performance All CCIs (Points)	Provider Performance (%)*	Possible Points (Weight)	Provider Points Earned
Early EPSDT Medical Visits		91%	2	1.82
Early EPSDT Dental Visits		67%	2	1.34
Permanency Contacts		0%	5	0.00
Additional Academic Supports		10%	2	0.20
HS Grad/GED/Prof or Trade Certificate/College		N/A	10/5/5/1	
EYSS Agreement		Not Eligible	5	
Community Connections		0%	4	0.00
Active Agency Accreditation		0%	4	0.00
Staff Clinical Licensure		0%	5	0.00
Behavior Management (threshold = 0)		100%	4	4.00
Incentives Total	7.45			7.36
Maximum total combined incentive credit allowed is 10 points.			Incentives Awarded	7.36

*Performance calculation descriptions can be found in the FY 2020 RBWO PBP Measurements and Standards Guide.

Child Protective Services Investigations and Dispositions

The following investigations data, which is not used for scoring but is considered significant to a provider's performance, is from Georgia SHINES and is not considered final or complete until the end of the fiscal year.

Total Reports:	2
Number Screened In:	0
Number Screened Out:	2
Number Substantiated:	0
Number Unsubstantiated:	2
Number Active CPS Investigations:	-2



DHS, DFCS, Office of Provider Management

Performance-Based Placement Measures

RBWO Provider GA+SCORECARD - CCI

Report Quarter: Q3 FY2020



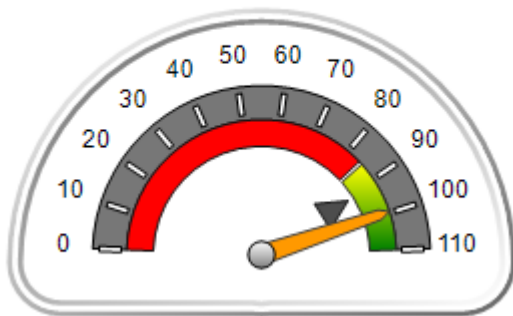
Provider/Program Name: Alyssa and Brothers, Inc. - dba Rowley Residence 2 (908) - CCI

4552 Dorset Circle, Decatur, GA 30035	Quarterly Scores (Grades)		Current Quarter Score (Grade)
Phone: 678 518-8633	Q1: 103.41 (A+)	Q2: 102.14 (A+)	99.63% (A+)
Vendor ID# 35225	Q3: 99.63 (A+)	Q4: N/A	
Program Census Information:	# Children in Care During Quarter: 4	# Placements During Quarter: 4	# Children in Care On Last Day: 3

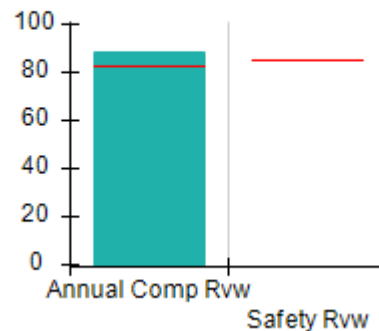
Quarterly Provider Comparisons to All CCIs

▼ — indicates average for all CCIs

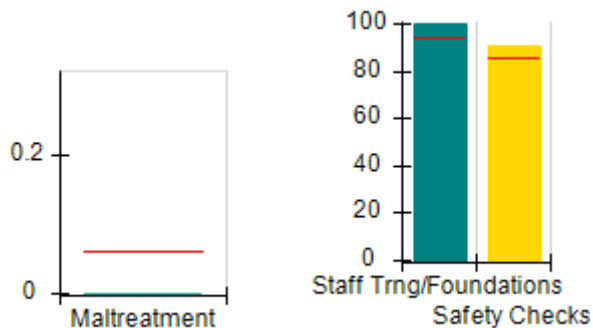
Overall Score (%)



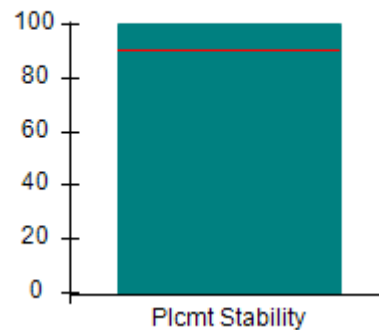
OPM Monitoring Reviews (%)



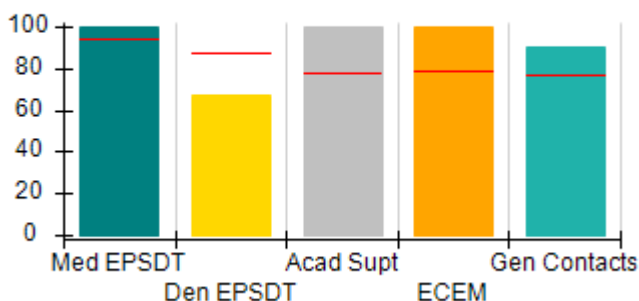
Safety Outcomes (%)



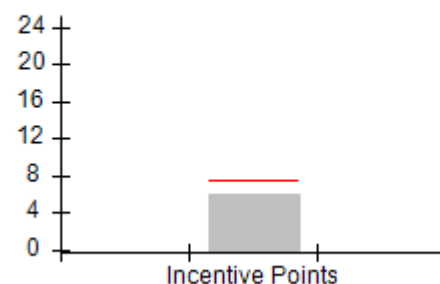
Permanency Outcomes (%)



Well-Being Outcomes (%)



Incentives Earned (Points)





DHS, DFCS, Office of Provider Management
Performance-Based Placement Measures
RBWO Provider GA+SCORECARD - CCI
 Report Quarter: Q3 FY2020



Provider/Program Name: Alyssa and Brothers, Inc. - dba Rowley Residence 2 (908) - CCI				
4552 Dorset Circle, Decatur, GA 30035		Quarterly Scores (Grades)		Current Quarter Score (Grade)
Phone: 678 518-8633		Q1: 103.41 (A+)	Q2: 102.14 (A+)	99.63% (A+)
Vendor ID# 35225		Q3: 99.63 (A+)	Q4: N/A	
Program Census Information:		# Children in Care During Quarter: 4	# Placements During Quarter: 4	# Children in Care On Last Day: 3
	Avg Performance All CCIs (%)	Provider Performance (%)*	Possible Points (Weight)	Provider Points Earned
OPM Monitoring Reviews				
Annual Comprehensive Reviews	82%	88%	25	22.06
Safety Reviews	85%	Not Yet Conducted		
Monitoring Sub-Total			25	22.06
CCI Safety Outcomes				
Incidence of Maltreatment	0.06%	No Substantiated Reports	10	10.00
Staff Training/Foundations	94%	100%	5	5.00
Staff Safety Checks	86%	91%	5	4.55
Safety Sub-Total			20	19.55
CCI Permanency Outcomes				
Placement Stability	90%	100%	15	15.00
Permanency Sub-Total			15	15.00
CCI Well-Being Outcomes				
EPSDT Medical Visits	94%	100%	4	4.00
EPSDT Dental Visits	88%	67%	4	2.68
Academic Supports	78%	100%	3	3.00
Provider ECEM Visits	79%	100%	7	7.00
Provider General Contacts	77%	90%	7	6.30
Placements with Siblings	35%	Not Eligible	Not Scored	Not Scored
Placements within Legal County	11%	Not Eligible	Not Scored	Not Scored
Well-Being Sub-Total			25	22.98
*Performance calculation descriptions can be found in the FY 2020 RBWO PBP Measurements and Standards Guide.				

Monitoring & Outcomes: Possible Points = 85		Points Earned = 79.59	
Score Before Incentives Credit			93.63%
Incentives Awarded			6.00 pts
PBP Verification			N/A pts
Total Score			99.63%



DHS, DFCS, Office of Provider Management
Performance-Based Placement Measures
RBWO Provider GA+SCORECARD - CCI
Report Quarter: Q3 FY2020



Provider/Program Name: Alyssa and Brothers, Inc. - dba Rowley Residence 2 (908) - CCI

Program Census Information:		# Children in Care During Quarter: 4	# Placements During Quarter: 4	# Children in Care On Last Day: 3
CCI Incentive Credits	Avg Performance All CCIs (Points)	Provider Performance (%)*	Possible Points (Weight)	Provider Points Earned
Early EPSDT Medical Visits		Not Eligible	2	
Early EPSDT Dental Visits		0%	2	0.00
Permanency Contacts		0%	5	0.00
Additional Academic Supports		100%	2	2.00
HS Grad/GED/Prof or Trade Certificate/College		N/A	10/5/5/1	
EYSS Agreement		Not Eligible	5	
Community Connections		0%	4	0.00
Active Agency Accreditation		0%	4	0.00
Staff Clinical Licensure		0%	5	0.00
Behavior Management (threshold = 0)		100%	4	4.00
Incentives Total	7.45			6.00
Maximum total combined incentive credit allowed is 10 points.			Incentives Awarded	6.00

*Performance calculation descriptions can be found in the FY 2020 RBWO PBP Measurements and Standards Guide.

Child Protective Services Investigations and Dispositions

The following investigations data, which is not used for scoring but is considered significant to a provider's performance, is from Georgia SHINES and is not considered final or complete until the end of the fiscal year.

Total Reports:	0
Number Screened In:	0
Number Screened Out:	0
Number Substantiated:	0
Number Unsubstantiated:	0
Number Active CPS Investigations:	0



DHS, DFCS, Office of Provider Management
Performance-Based Placement Measures
RBWO Provider GA+SCORECARD - CCI
Report Quarter: Q3 FY2020



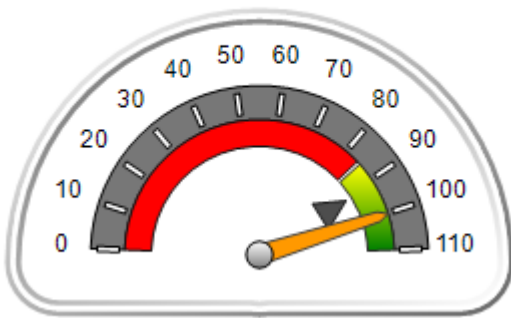
Provider/Program Name: AMI Kids Savannah River - (5161) - CCI

626 Old River Road, Sylvania, GA 30467	Quarterly Scores (Grades)		Current Quarter Score (Grade)
Phone: 912-829-5300	Q1: 99.16 (A+)	Q2: 97.33 (A+)	100.24% (A+)
Vendor ID# 117807	Q3: 100.24 (A+)	Q4: N/A	
Program Census Information:	# Children in Care During Quarter: 31	# Placements During Quarter: 31	# Children in Care On Last Day: 23

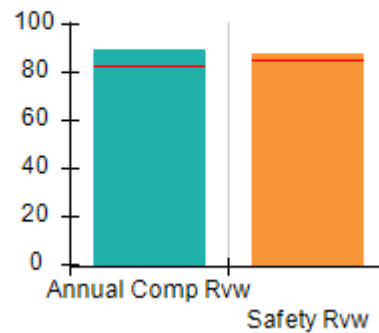
Quarterly Provider Comparisons to All CCIs

▼ — indicates average for all CCIs

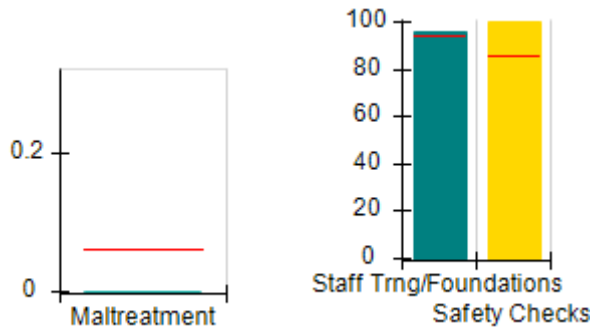
Overall Score (%)



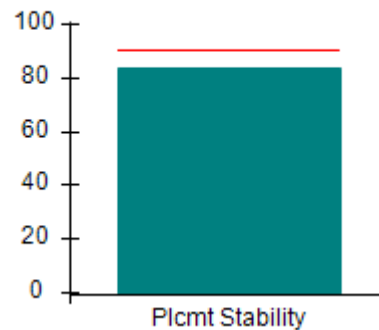
OPM Monitoring Reviews (%)



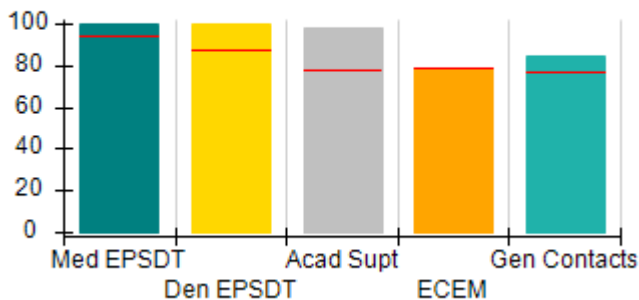
Safety Outcomes (%)



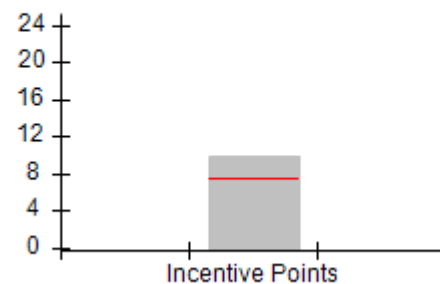
Permanency Outcomes (%)



Well-Being Outcomes (%)



Incentives Earned (Points)





DHS, DFCS, Office of Provider Management
Performance-Based Placement Measures
RBWO Provider GA+SCORECARD - CCI
 Report Quarter: Q3 FY2020



Provider/Program Name: AMI Kids Savannah River - (5161) - CCI				
626 Old River Road, Sylvania, GA 30467		Quarterly Scores (Grades)		Current Quarter Score (Grade)
Phone: 912-829-5300		Q1: 99.16 (A+)	Q2: 97.33 (A+)	100.24% (A+)
Vendor ID# 117807		Q3: 100.24 (A+)	Q4: N/A	
Program Census Information:		# Children in Care During Quarter: 31	# Placements During Quarter: 31	# Children in Care On Last Day: 23
	Avg Performance All CCIs (%)	Provider Performance (%)*	Possible Points (Weight)	Provider Points Earned
OPM Monitoring Reviews				
Annual Comprehensive Reviews	82%	90%	25	22.41
Safety Reviews	85%	88%	15	13.13
Monitoring Sub-Total			40	35.53
CCI Safety Outcomes				
Incidence of Maltreatment	0.06%	No Substantiated Reports	10	10.00
Staff Training/Foundations	94%	96%	5	4.80
Staff Safety Checks	86%	100%	5	5.00
Safety Sub-Total			20	19.80
CCI Permanency Outcomes				
Placement Stability	90%	84%	15	12.60
Permanency Sub-Total			15	12.60
CCI Well-Being Outcomes				
EPSDT Medical Visits	94%	100%	4	4.00
EPSDT Dental Visits	88%	100%	4	4.00
Academic Supports	78%	98%	3	2.94
Provider ECEM Visits	79%	79%	7	5.53
Provider General Contacts	77%	84%	7	5.88
Placements with Siblings	35%	14%	Not Scored	Not Scored
Placements within Legal County	11%	0%	Not Scored	Not Scored
Well-Being Sub-Total			25	22.35
*Performance calculation descriptions can be found in the FY 2020 RBWO PBP Measurements and Standards Guide.				

Monitoring & Outcomes: Possible Points = 100		Points Earned = 90.28	
Score Before Incentives Credit			90.28%
Incentives Awarded			9.96 pts
PBP Verification			N/A pts
Total Score			100.24%



DHS, DFCS, Office of Provider Management
Performance-Based Placement Measures
RBWO Provider GA+SCORECARD - CCI
Report Quarter: Q3 FY2020



Provider/Program Name: AMI Kids Savannah River - (5161) - CCI

Program Census Information:		# Children in Care During Quarter: 31	# Placements During Quarter: 31	# Children in Care On Last Day: 23
CCI Incentive Credits	Avg Performance All CCIs (Points)	Provider Performance (%)*	Possible Points (Weight)	Provider Points Earned
Early EPSDT Medical Visits		100%	2	2.00
Early EPSDT Dental Visits		100%	2	2.00
Permanency Contacts		0%	5	0.00
Additional Academic Supports		98%	2	1.96
HS Grad/GED/Prof or Trade Certificate/College		N/A	10/5/5/1	
EYSS Agreement		0%	5	0.00
Community Connections		0%	4	0.00
Active Agency Accreditation		0%	4	0.00
Staff Clinical Licensure		0%	5	0.00
Behavior Management (threshold = 0)		100%	4	4.00
Incentives Total	7.45			9.96
Maximum total combined incentive credit allowed is 10 points.			Incentives Awarded	9.96

*Performance calculation descriptions can be found in the FY 2020 RBWO PBP Measurements and Standards Guide.

Child Protective Services Investigations and Dispositions

The following investigations data, which is not used for scoring but is considered significant to a provider's performance, is from Georgia SHINES and is not considered final or complete until the end of the fiscal year.

Total Reports:	0
Number Screened In:	0
Number Screened Out:	0
Number Substantiated:	0
Number Unsubstantiated:	0
Number Active CPS Investigations:	0



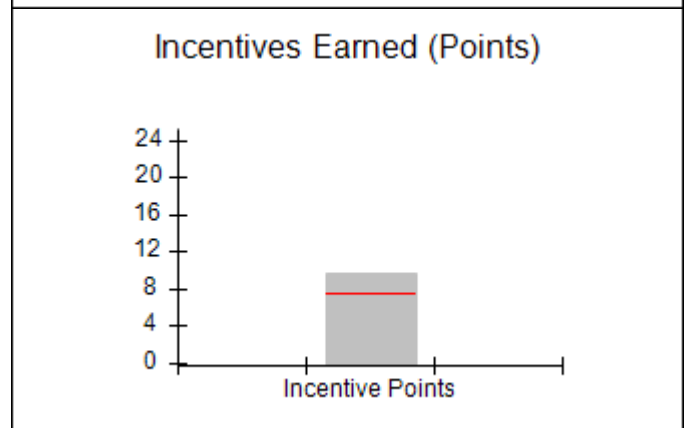
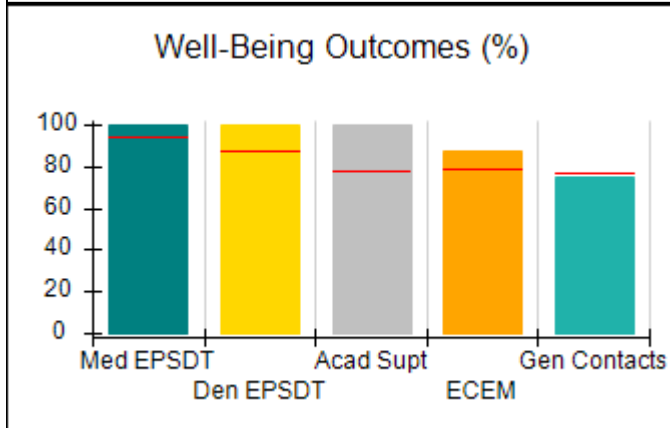
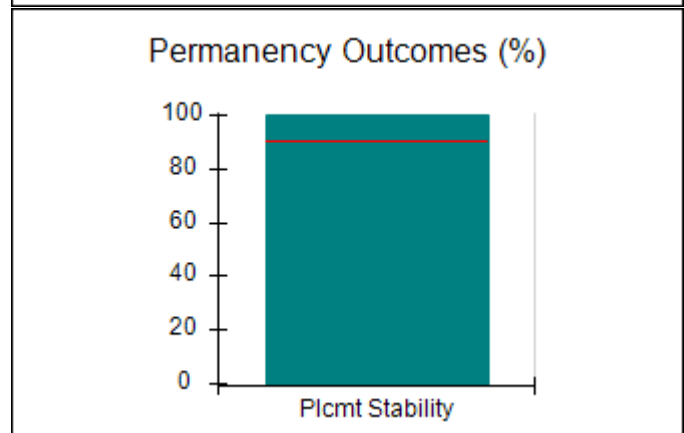
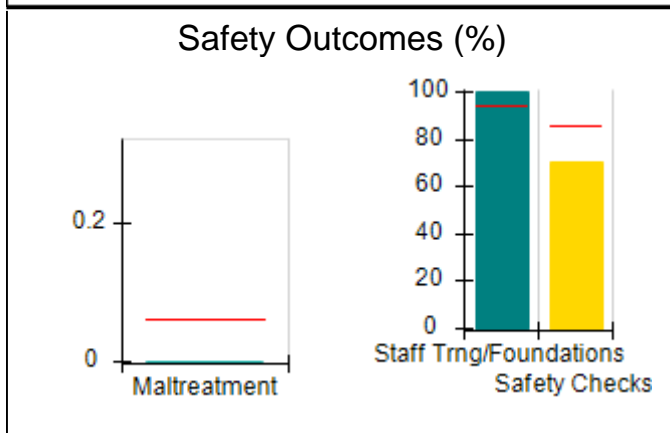
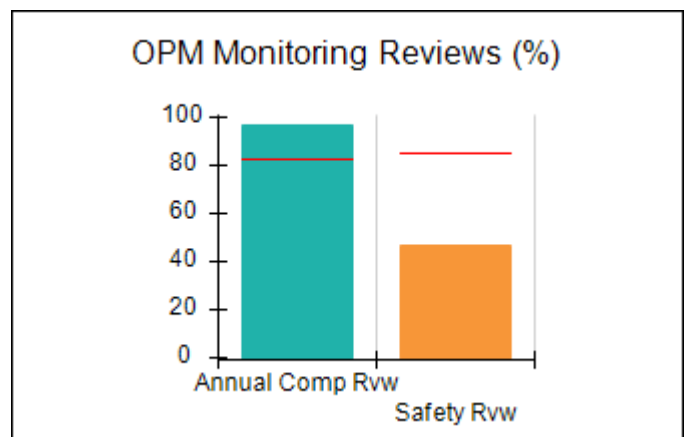
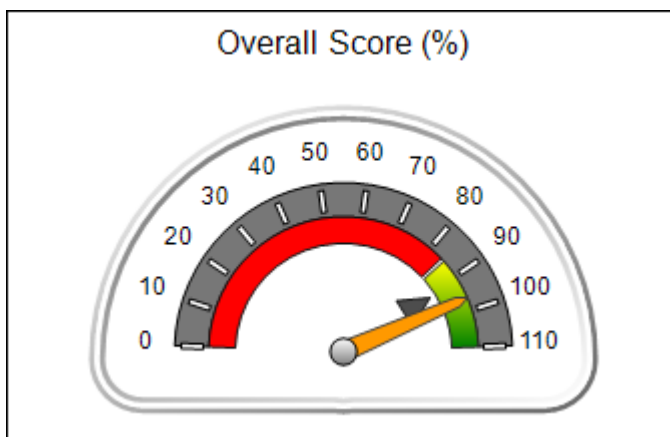
DHS, DFCS, Office of Provider Management
Performance-Based Placement Measures
RBWO Provider GA+SCORECARD - CCI



Report Quarter: Q3 FY2020

Provider/Program Name: Ark Family Counseling Center, The - Ricky Homes/Decatur (571) - CCI			
2580 S. Hairston Road, Decatur, GA 30035	Quarterly Scores (Grades)		Current Quarter Score (Grade)
Phone: 404-748-1088	Q1: 97.55 (A+)	Q2: 97.57 (A+)	96.61% (A)
Vendor ID# 35229	Q3: 96.61 (A)	Q4: N/A	
Program Census Information:	# Children in Care During Quarter: 8	# Placements During Quarter: 8	# Children in Care On Last Day: 2
Quarterly Provider Comparisons to All CCIs			

▼ — indicates average for all CCIs





Performance-Based Placement Measures

RBWO Provider GA+SCORECARD - CCI

Report Quarter: Q3 FY2020

Provider/Program Name: Ark Family Counseling Center, The - Ricky Homes/Decatur (571) - CCI				
2580 S. Hairston Road, Decatur, GA 30035		Quarterly Scores (Grades)		Current Quarter Score (Grade)
Phone: 404-748-1088		Q1: 97.55 (A+)	Q2: 97.57 (A+)	96.61% (A)
Vendor ID# 35229		Q3: 96.61 (A)	Q4: N/A	
Program Census Information:		# Children in Care During Quarter: 8	# Placements During Quarter: 8	# Children in Care On Last Day: 2
	Avg Performance All CCIs (%)	Provider Performance (%)*	Possible Points (Weight)	Provider Points Earned
OPM Monitoring Reviews				
Annual Comprehensive Reviews	82%	96%	25	24.12
Safety Reviews	85%	47%	15	7.00
Monitoring Sub-Total			40	31.12
CCI Safety Outcomes				
Incidence of Maltreatment	0.06%	No Substantiated Reports	10	10.00
Staff Training/Foundations	94%	100%	5	5.00
Staff Safety Checks	86%	70%	5	3.50
Safety Sub-Total			20	18.50
CCI Permanency Outcomes				
Placement Stability	90%	100%	15	15.00
Permanency Sub-Total			15	15.00
CCI Well-Being Outcomes				
EPSDT Medical Visits	94%	100%	4	4.00
EPSDT Dental Visits	88%	100%	4	4.00
Academic Supports	78%	100%	3	3.00
Provider ECEM Visits	79%	87%	7	6.09
Provider General Contacts	77%	75%	7	5.25
Placements with Siblings	35%	0%	Not Scored	Not Scored
Placements within Legal County	11%	0%	Not Scored	Not Scored
Well-Being Sub-Total			25	22.34
*Performance calculation descriptions can be found in the FY 2020 RBWO PBP Measurements and Standards Guide.				

Monitoring & Outcomes: Possible Points = 100	Points Earned = 86.96
Score Before Incentives Credit	86.96%
Incentives Awarded	9.65 pts
PBP Verification	N/A pts
Total Score	96.61%



DHS, DFCS, Office of Provider Management
Performance-Based Placement Measures
RBWO Provider GA+SCORECARD - CCI



Report Quarter: Q3 FY2020

Provider/Program Name: Ark Family Counseling Center, The - Ricky Homes/Decatur (571) - CCI

Program Census Information:		# Children in Care During Quarter: 8	# Placements During Quarter: 8	# Children in Care On Last Day: 2
CCI Incentive Credits	Avg Performance All CCIs (Points)	Provider Performance (%)*	Possible Points (Weight)	Provider Points Earned
Early EPSDT Medical Visits		100%	2	2.00
Early EPSDT Dental Visits		100%	2	2.00
Permanency Contacts		33%	5	1.65
Additional Academic Supports		0%	2	0.00
HS Grad/GED/Prof or Trade Certificate/College		N/A	10/5/5/1	
EYSS Agreement		Not Eligible	5	
Community Connections		0%	4	0.00
Active Agency Accreditation		0%	4	0.00
Staff Clinical Licensure		0%	5	0.00
Behavior Management (threshold = 0)		100%	4	4.00
Incentives Total	7.45			9.65
Maximum total combined incentive credit allowed is 10 points.			Incentives Awarded	9.65

*Performance calculation descriptions can be found in the FY 2020 RBWO PBP Measurements and Standards Guide.

Child Protective Services Investigations and Dispositions

The following investigations data, which is not used for scoring but is considered significant to a provider's performance, is from Georgia SHINES and is not considered final or complete until the end of the fiscal year.

Total Reports:	0	
Number Screened In:	0	
Number Screened Out:	0	
Number Substantiated:	0	
Number Unsubstantiated:	0	
Number Active CPS Investigations:	0	



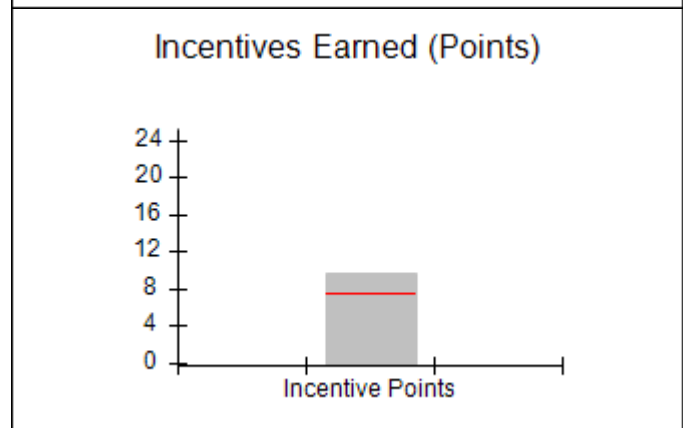
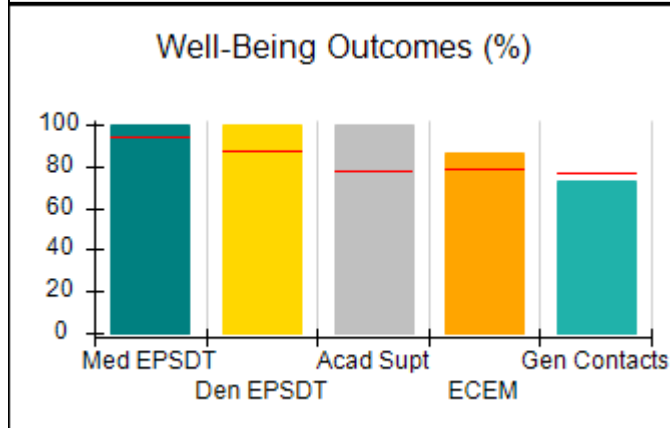
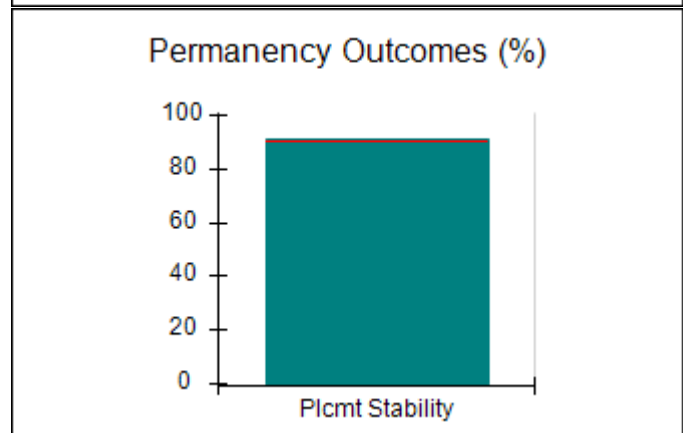
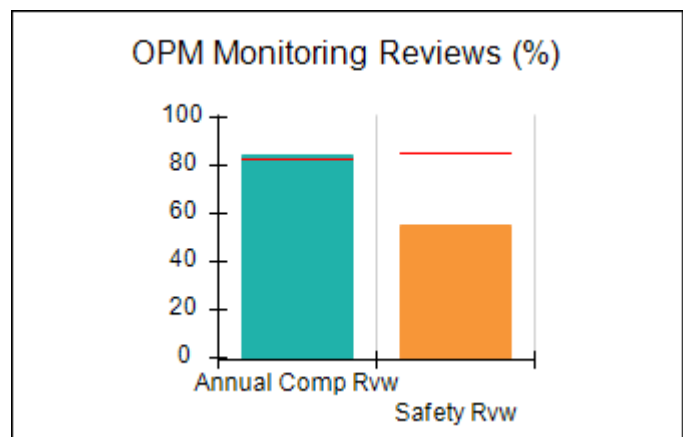
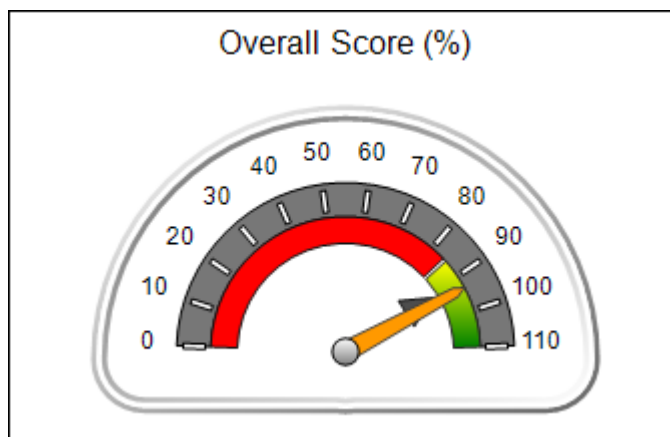
DHS, DFCS, Office of Provider Management
Performance-Based Placement Measures
RBWO Provider GA+SCORECARD - CCI



Report Quarter: Q3 FY2020

Provider/Program Name: Ark Family Counseling Center, The - Ricky Homes/Lithonia (591) - CCI			
3383 Evans Mill Rd., Lithonia, GA 30038	Quarterly Scores (Grades)		Current Quarter Score (Grade)
Phone: 404-748-1088	Q1: 93.00 (A-)	Q2: 95.06 (A)	93.61% (A-)
Vendor ID# 35228	Q3: 93.61 (A-)	Q4: N/A	
Program Census Information:	# Children in Care During Quarter: 11	# Placements During Quarter: 11	# Children in Care On Last Day: 5
Quarterly Provider Comparisons to All CCIs			

▼ — indicates average for all CCIs





Performance-Based Placement Measures

RBWO Provider GA+SCORECARD - CCI

Report Quarter: Q3 FY2020

Provider/Program Name: Ark Family Counseling Center, The - Ricky Homes/Lithonia (591) - CCI				
3383 Evans Mill Rd., Lithonia, GA 30038		Quarterly Scores (Grades)		Current Quarter Score (Grade)
Phone: 404-748-1088		Q1: 93.00 (A-)	Q2: 95.06 (A)	93.61% (A-)
Vendor ID# 35228		Q3: 93.61 (A-)	Q4: N/A	
Program Census Information:		# Children in Care During Quarter: 11	# Placements During Quarter: 11	# Children in Care On Last Day: 5
	Avg Performance All CCIs (%)	Provider Performance (%)*	Possible Points (Weight)	Provider Points Earned
OPM Monitoring Reviews				
Annual Comprehensive Reviews	82%	85%	25	21.18
Safety Reviews	85%	55%	15	8.25
Monitoring Sub-Total			40	29.43
CCI Safety Outcomes				
Incidence of Maltreatment	0.06%	No Substantiated Reports	10	10.00
Staff Training/Foundations	94%	100%	5	5.00
Staff Safety Checks	86%	75%	5	3.75
Safety Sub-Total			20	18.75
CCI Permanency Outcomes				
Placement Stability	90%	91%	15	13.65
Permanency Sub-Total			15	13.65
CCI Well-Being Outcomes				
EPSDT Medical Visits	94%	100%	4	4.00
EPSDT Dental Visits	88%	100%	4	4.00
Academic Supports	78%	100%	3	3.00
Provider ECEM Visits	79%	86%	7	6.02
Provider General Contacts	77%	73%	7	5.11
Placements with Siblings	35%	Not Eligible	Not Scored	Not Scored
Placements within Legal County	11%	0%	Not Scored	Not Scored
Well-Being Sub-Total			25	22.13
*Performance calculation descriptions can be found in the FY 2020 RBWO PBP Measurements and Standards Guide.				

Monitoring & Outcomes: Possible Points = 100		Points Earned = 83.96	
Score Before Incentives Credit			83.96%
Incentives Awarded			9.65 pts
PBP Verification			N/A pts
Total Score			93.61%



DHS, DFCS, Office of Provider Management
Performance-Based Placement Measures
RBWO Provider GA+SCORECARD - CCI



Report Quarter: Q3 FY2020

Provider/Program Name: Ark Family Counseling Center, The - Ricky Homes/Lithonia (591) - CCI

Program Census Information:		# Children in Care During Quarter: 11	# Placements During Quarter: 11	# Children in Care On Last Day: 5
CCI Incentive Credits	Avg Performance All CCIs (Points)	Provider Performance (%)*	Possible Points (Weight)	Provider Points Earned
Early EPSDT Medical Visits		100%	2	2.00
Early EPSDT Dental Visits		100%	2	2.00
Permanency Contacts		33%	5	1.65
Additional Academic Supports		0%	2	0.00
HS Grad/GED/Prof or Trade Certificate/College		N/A	10/5/5/1	
EYSS Agreement		Not Eligible	5	
Community Connections		0%	4	0.00
Active Agency Accreditation		0%	4	0.00
Staff Clinical Licensure		0%	5	0.00
Behavior Management (threshold = 0)		100%	4	4.00
Incentives Total	7.45			9.65
Maximum total combined incentive credit allowed is 10 points.			Incentives Awarded	9.65

*Performance calculation descriptions can be found in the FY 2020 RBWO PBP Measurements and Standards Guide.

Child Protective Services Investigations and Dispositions

The following investigations data, which is not used for scoring but is considered significant to a provider's performance, is from Georgia SHINES and is not considered final or complete until the end of the fiscal year.

Total Reports:	0
Number Screened In:	0
Number Screened Out:	0
Number Substantiated:	0
Number Unsubstantiated:	0
Number Active CPS Investigations:	0



DHS, DFCS, Office of Provider Management

Performance-Based Placement Measures

RBWO Provider GA+SCORECARD - CCI

Report Quarter: Q3 FY2020



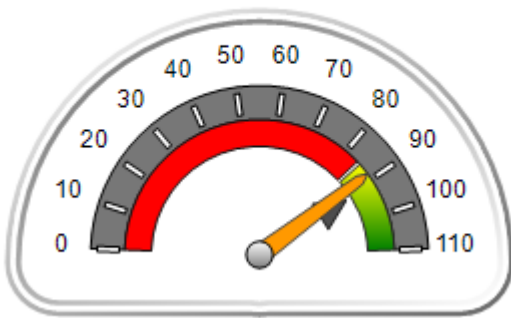
Provider/Program Name: Bald Ridge Lodge, Inc. - (4124) - CCI

775 Lanier 400 Pkwy, Cumming, GA 30040	Quarterly Scores (Grades)		Current Quarter Score (Grade)
Phone: 770-887-1220	Q1: 82.61 (B-)	Q2: 88.10 (B+)	88.37% (B+)
Vendor ID# 79175	Q3: 88.37 (B+)	Q4: N/A	
Program Census Information:	# Children in Care During Quarter: 9	# Placements During Quarter: 9	# Children in Care On Last Day: 8

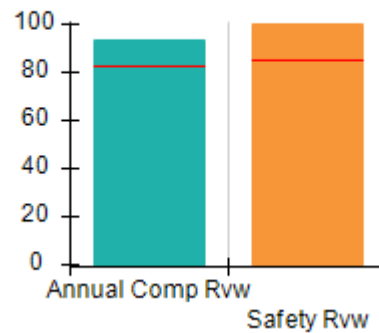
Quarterly Provider Comparisons to All CCIs

▼ — indicates average for all CCIs

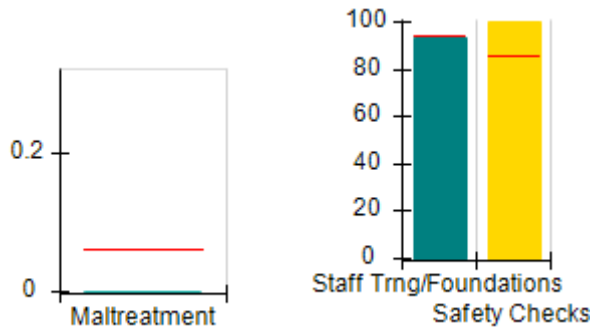
Overall Score (%)



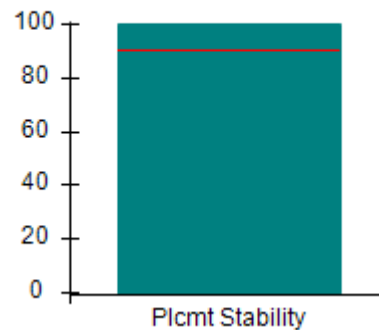
OPM Monitoring Reviews (%)



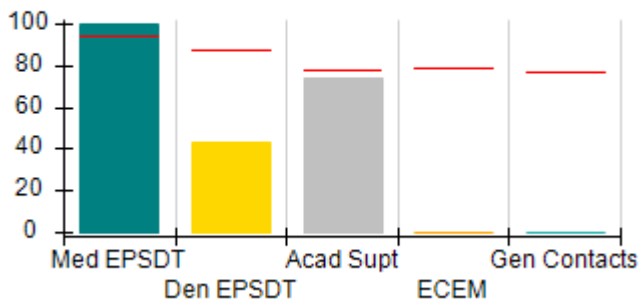
Safety Outcomes (%)



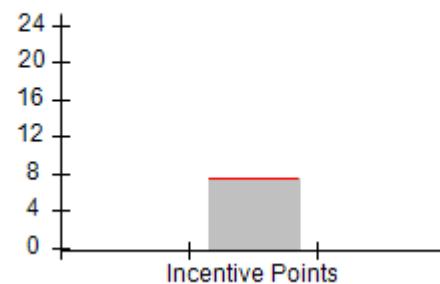
Permanency Outcomes (%)



Well-Being Outcomes (%)



Incentives Earned (Points)





DHS, DFCS, Office of Provider Management
Performance-Based Placement Measures
RBWO Provider GA+SCORECARD - CCI
 Report Quarter: Q3 FY2020



Provider/Program Name: Bald Ridge Lodge, Inc. - (4124) - CCI				
775 Lanier 400 Pkwy, Cumming, GA 30040		Quarterly Scores (Grades)		Current Quarter Score (Grade)
Phone: 770-887-1220		Q1: 82.61 (B-)	Q2: 88.10 (B+)	88.37% (B+)
Vendor ID# 79175		Q3: 88.37 (B+)	Q4: N/A	
Program Census Information:		# Children in Care During Quarter: 9	# Placements During Quarter: 9	# Children in Care On Last Day: 8
	Avg Performance All CCIs (%)	Provider Performance (%)*	Possible Points (Weight)	Provider Points Earned
OPM Monitoring Reviews				
Annual Comprehensive Reviews	82%	93%	25	23.36
Safety Reviews	85%	100%	15	15.00
Monitoring Sub-Total			40	38.36
CCI Safety Outcomes				
Incidence of Maltreatment	0.06%	No Substantiated Reports	10	10.00
Staff Training/Foundations	94%	93%	5	4.65
Staff Safety Checks	86%	100%	5	5.00
Safety Sub-Total			20	19.65
CCI Permanency Outcomes				
Placement Stability	90%	100%	15	15.00
Permanency Sub-Total			15	15.00
CCI Well-Being Outcomes				
EPSDT Medical Visits	94%	100%	4	4.00
EPSDT Dental Visits	88%	43%	4	1.72
Academic Supports	78%	74%	3	2.22
Provider ECEM Visits	79%	0%	7	0.00
Provider General Contacts	77%	0%	7	0.00
Placements with Siblings	35%	0%	Not Scored	Not Scored
Placements within Legal County	11%	0%	Not Scored	Not Scored
Well-Being Sub-Total			25	7.94
*Performance calculation descriptions can be found in the FY 2020 RBWO PBP Measurements and Standards Guide.				

Monitoring & Outcomes: Possible Points = 100		Points Earned = 80.95	
Score Before Incentives Credit			80.95%
Incentives Awarded			7.42 pts
PBP Verification			N/A pts
Total Score			88.37%



DHS, DFCS, Office of Provider Management
Performance-Based Placement Measures
RBWO Provider GA+SCORECARD - CCI
Report Quarter: Q3 FY2020



Provider/Program Name: Bald Ridge Lodge, Inc. - (4124) - CCI

Program Census Information:		# Children in Care During Quarter: 9	# Placements During Quarter: 9	# Children in Care On Last Day: 8
CCI Incentive Credits	Avg Performance All CCIs (Points)	Provider Performance (%)*	Possible Points (Weight)	Provider Points Earned
Early EPSDT Medical Visits		100%	2	2.00
Early EPSDT Dental Visits		20%	2	0.40
Permanency Contacts		0%	5	0.00
Additional Academic Supports		26%	2	0.52
HS Grad/GED/Prof or Trade Certificate/College		N/A	10/5/5/1	
EYSS Agreement		Not Eligible	5	
Community Connections		0%	4	0.00
Active Agency Accreditation		0%	4	0.00
Staff Clinical Licensure		10%	5	0.50
Behavior Management (threshold = 0)		100%	4	4.00
Incentives Total	7.45			7.42
Maximum total combined incentive credit allowed is 10 points.			Incentives Awarded	7.42

*Performance calculation descriptions can be found in the FY 2020 RBWO PBP Measurements and Standards Guide.

Child Protective Services Investigations and Dispositions

The following investigations data, which is not used for scoring but is considered significant to a provider's performance, is from Georgia SHINES and is not considered final or complete until the end of the fiscal year.

Total Reports:	2
Number Screened In:	0
Number Screened Out:	2
Number Substantiated:	0
Number Unsubstantiated:	0
Number Active CPS Investigations:	0



DHS, DFCS, Office of Provider Management
Performance-Based Placement Measures
RBWO Provider GA+SCORECARD - CCI
Report Quarter: Q3 FY2020



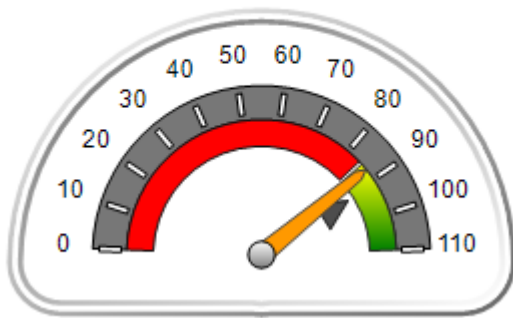
Provider/Program Name: Boyz to Men Residential - Boyz to Men Residential (5317) - CCI

721 23rd St., Columbus, GA 31904-8830	Quarterly Scores (Grades)		Current Quarter Score (Grade)
Phone: 706-221-2073	Q1: 88.82 (B+)	Q2: 89.55 (B+)	86.77% (B)
Vendor ID# 135074	Q3: 86.77 (B)	Q4: N/A	
Program Census Information:	# Children in Care During Quarter: 4	# Placements During Quarter: 4	# Children in Care On Last Day: 2

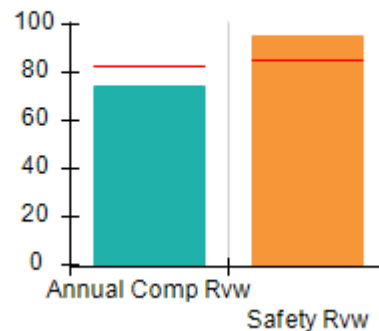
Quarterly Provider Comparisons to All CCIs

▼ — indicates average for all CCIs

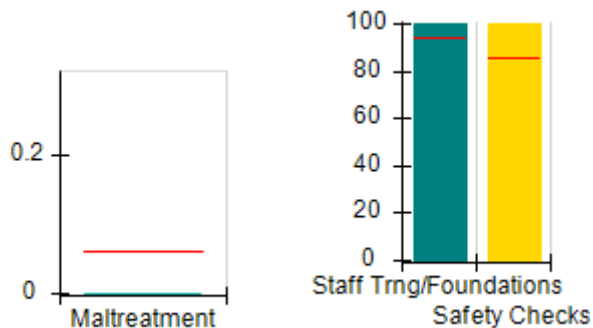
Overall Score (%)



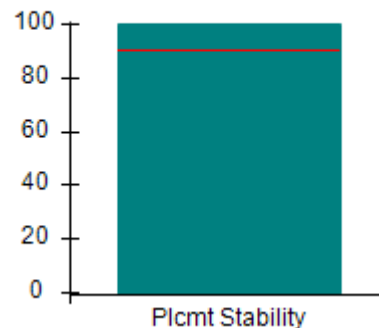
OPM Monitoring Reviews (%)



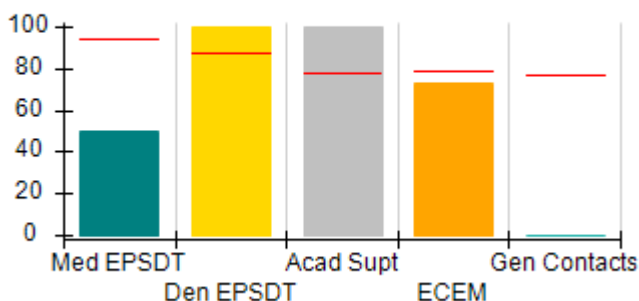
Safety Outcomes (%)



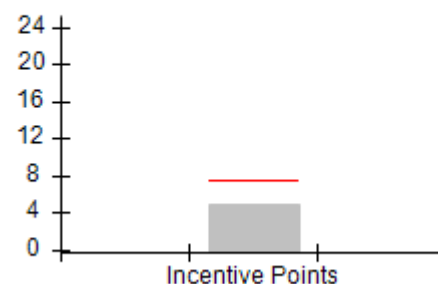
Permanency Outcomes (%)



Well-Being Outcomes (%)



Incentives Earned (Points)





DHS, DFCS, Office of Provider Management
Performance-Based Placement Measures
RBWO Provider GA+SCORECARD - CCI
 Report Quarter: Q3 FY2020



Provider/Program Name: Boyz to Men Residential - Boyz to Men Residential (5317) - CCI				
721 23rd St., Columbus, GA 31904-8830		Quarterly Scores (Grades)		Current Quarter Score (Grade)
Phone: 706-221-2073		Q1: 88.82 (B+)	Q2: 89.55 (B+)	86.77% (B)
Vendor ID# 135074		Q3: 86.77 (B)	Q4: N/A	
Program Census Information:		# Children in Care During Quarter: 4	# Placements During Quarter: 4	# Children in Care On Last Day: 2
	Avg Performance All CCIs (%)	Provider Performance (%)*	Possible Points (Weight)	Provider Points Earned
OPM Monitoring Reviews				
Annual Comprehensive Reviews	82%	74%	25	18.61
Safety Reviews	85%	95%	15	14.25
Monitoring Sub-Total			40	32.86
CCI Safety Outcomes				
Incidence of Maltreatment	0.06%	No Substantiated Reports	10	10.00
Staff Training/Foundations	94%	100%	5	5.00
Staff Safety Checks	86%	100%	5	5.00
Safety Sub-Total			20	20.00
CCI Permanency Outcomes				
Placement Stability	90%	100%	15	15.00
Permanency Sub-Total			15	15.00
CCI Well-Being Outcomes				
EPSDT Medical Visits	94%	50%	4	2.00
EPSDT Dental Visits	88%	100%	4	4.00
Academic Supports	78%	100%	3	3.00
Provider ECEM Visits	79%	73%	7	5.11
Provider General Contacts	77%	0%	7	0.00
Placements with Siblings	35%	0%	Not Scored	Not Scored
Placements within Legal County	11%	Not Eligible	Not Scored	Not Scored
Well-Being Sub-Total			25	14.11
*Performance calculation descriptions can be found in the FY 2020 RBWO PBP Measurements and Standards Guide.				

Monitoring & Outcomes: Possible Points = 100		Points Earned = 81.97	
Score Before Incentives Credit			81.97%
Incentives Awarded			4.80 pts
PBP Verification			N/A pts
Total Score			86.77%



DHS, DFCS, Office of Provider Management
Performance-Based Placement Measures
RBWO Provider GA+SCORECARD - CCI
Report Quarter: Q3 FY2020



Provider/Program Name: Boyz to Men Residential - Boyz to Men Residential (5317) - CCI

Program Census Information:		# Children in Care During Quarter: 4	# Placements During Quarter: 4	# Children in Care On Last Day: 2
CCI Incentive Credits	Avg Performance All CCIs (Points)	Provider Performance (%)*	Possible Points (Weight)	Provider Points Earned
Early EPSDT Medical Visits		0%	2	0.00
Early EPSDT Dental Visits		Not Eligible	2	
Permanency Contacts		0%	5	0.00
Additional Academic Supports		40%	2	0.80
HS Grad/GED/Prof or Trade Certificate/College		N/A	10/5/5/1	
EYSS Agreement		Not Eligible	5	
Community Connections		0%	4	0.00
Active Agency Accreditation		0%	4	0.00
Staff Clinical Licensure		0%	5	0.00
Behavior Management (threshold = 0)		100%	4	4.00
Incentives Total	7.45			4.80
Maximum total combined incentive credit allowed is 10 points.			Incentives Awarded	4.80

*Performance calculation descriptions can be found in the FY 2020 RBWO PBP Measurements and Standards Guide.

Child Protective Services Investigations and Dispositions

The following investigations data, which is not used for scoring but is considered significant to a provider's performance, is from Georgia SHINES and is not considered final or complete until the end of the fiscal year.

Total Reports:	0
Number Screened In:	0
Number Screened Out:	0
Number Substantiated:	0
Number Unsubstantiated:	1
Number Active CPS Investigations:	-1



DHS, DFCS, Office of Provider Management
Performance-Based Placement Measures
RBWO Provider GA+SCORECARD - CCI
Report Quarter: Q3 FY2020



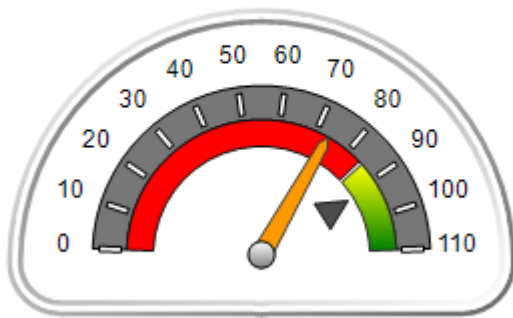
Provider/Program Name: Broken Shackle Ranch - (576) - CCI

1542 Francis Bridge Rd., Davisboro, GA 31018	Quarterly Scores (Grades)		Current Quarter Score (Grade)
Phone: 478-331-6555	Q1: 101.38 (A+)	Q2: 89.19 (B+)	73.46% (C-)
Vendor ID# 35252	Q3: 73.46 (C-)	Q4: N/A	
Program Census Information:	# Children in Care During Quarter: 4	# Placements During Quarter: 4	# Children in Care On Last Day: 4

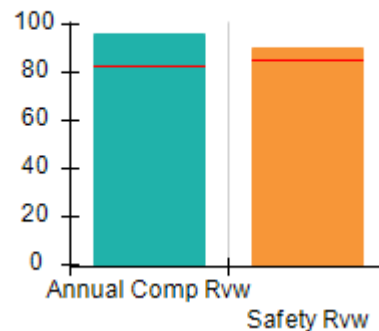
Quarterly Provider Comparisons to All CCIs

▼ — indicates average for all CCIs

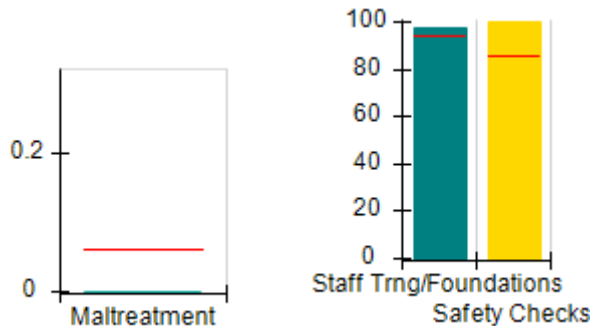
Overall Score (%)



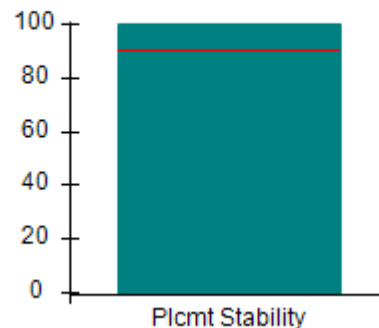
OPM Monitoring Reviews (%)



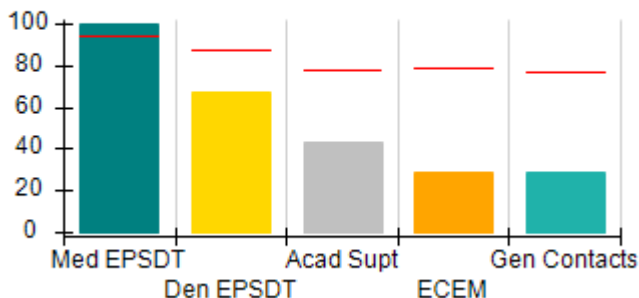
Safety Outcomes (%)



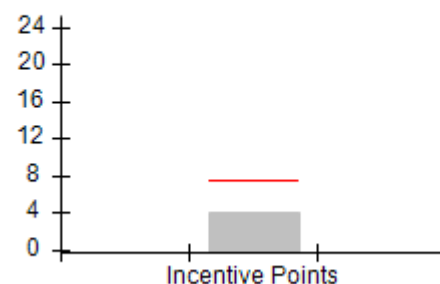
Permanency Outcomes (%)



Well-Being Outcomes (%)



Incentives Earned (Points)





DHS, DFCS, Office of Provider Management
Performance-Based Placement Measures
RBWO Provider GA+SCORECARD - CCI
 Report Quarter: Q3 FY2020



Provider/Program Name: Broken Shackle Ranch - (576) - CCI				
1542 Francis Bridge Rd., Davisboro, GA 31018		Quarterly Scores (Grades)		Current Quarter Score (Grade)
Phone: 478-331-6555		Q1: 101.38 (A+)	Q2: 89.19 (B+)	73.46% (C-)
Vendor ID# 35252		Q3: 73.46 (C-)	Q4: N/A	
Program Census Information:		# Children in Care During Quarter: 4	# Placements During Quarter: 4	# Children in Care On Last Day: 4
	Avg Performance All CCIs (%)	Provider Performance (%)*	Possible Points (Weight)	Provider Points Earned
OPM Monitoring Reviews				
Annual Comprehensive Reviews	82%	96%	25	24.08
Safety Reviews	85%	90%	15	13.50
Monitoring Sub-Total			40	37.58
CCI Safety Outcomes				
Incidence of Maltreatment	0.06%	No Substantiated Reports	10	10.00
Staff Training/Foundations	94%	97%	5	4.85
Staff Safety Checks	86%	100%	5	5.00
Safety Sub-Total			20	19.85
CCI Permanency Outcomes				
Placement Stability	90%	100%	15	15.00
Permanency Sub-Total			15	15.00
CCI Well-Being Outcomes				
EPSDT Medical Visits	94%	100%	4	4.00
EPSDT Dental Visits	88%	67%	4	2.68
Academic Supports	78%	43%	3	1.29
Provider ECEM Visits	79%	29%	7	2.03
Provider General Contacts	77%	29%	7	2.03
Placements with Siblings	35%	0%	Not Scored	Not Scored
Placements within Legal County	11%	0%	Not Scored	Not Scored
Well-Being Sub-Total			25	12.03
*Performance calculation descriptions can be found in the FY 2020 RBWO PBP Measurements and Standards Guide.				

Monitoring & Outcomes: Possible Points = 100		Points Earned = 84.46	
Score Before Incentives Credit			84.46%
Incentives Awarded			4.00 pts
PBP Verification			-15.00 pts
Total Score			73.46%



DHS, DFCS, Office of Provider Management
Performance-Based Placement Measures
RBWO Provider GA+SCORECARD - CCI
Report Quarter: Q3 FY2020



Provider/Program Name: Broken Shackle Ranch - (576) - CCI

Program Census Information:		# Children in Care During Quarter: 4	# Placements During Quarter: 4	# Children in Care On Last Day: 4
CCI Incentive Credits	Avg Performance All CCIs (Points)	Provider Performance (%)*	Possible Points (Weight)	Provider Points Earned
Early EPSDT Medical Visits		Not Eligible	2	
Early EPSDT Dental Visits		0%	2	0.00
Permanency Contacts		0%	5	0.00
Additional Academic Supports		0%	2	0.00
HS Grad/GED/Prof or Trade Certificate/College		N/A	10/5/5/1	
EYSS Agreement		Not Eligible	5	
Community Connections		0%	4	0.00
Active Agency Accreditation		0%	4	0.00
Staff Clinical Licensure		0%	5	0.00
Behavior Management (threshold = 0)		100%	4	4.00
Incentives Total	7.45			4.00
Maximum total combined incentive credit allowed is 10 points.			Incentives Awarded	4.00

*Performance calculation descriptions can be found in the FY 2020 RBWO PBP Measurements and Standards Guide.

Child Protective Services Investigations and Dispositions

The following investigations data, which is not used for scoring but is considered significant to a provider's performance, is from Georgia SHINES and is not considered final or complete until the end of the fiscal year.

Total Reports:	0
Number Screened In:	0
Number Screened Out:	0
Number Substantiated:	0
Number Unsubstantiated:	0
Number Active CPS Investigations:	0



DHS, DFCS, Office of Provider Management
Performance-Based Placement Measures
RBWO Provider GA+SCORECARD - CCI
Report Quarter: Q3 FY2020



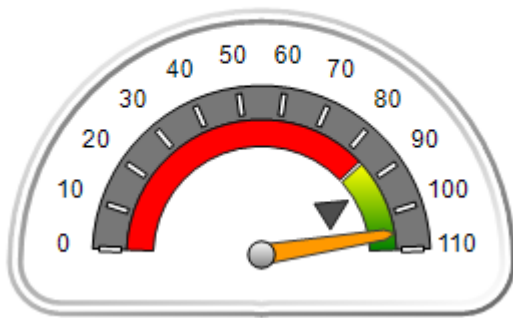
Provider/Program Name: Caring and Sharing Home for Boys - (5191) - CCI

1769 Brook Run Drive, Register, GA 30452	Quarterly Scores (Grades)		Current Quarter Score (Grade)
Phone: 912-852-7545	Q1: 104.67 (A+)	Q2: 99.48 (A+)	105.55% (A+)
Vendor ID# 125316	Q3: 105.55 (A+)	Q4: N/A	
Program Census Information:	# Children in Care During Quarter: 7	# Placements During Quarter: 7	# Children in Care On Last Day: 6

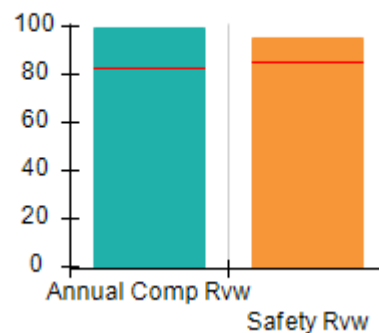
Quarterly Provider Comparisons to All CCIs

▼ — indicates average for all CCIs

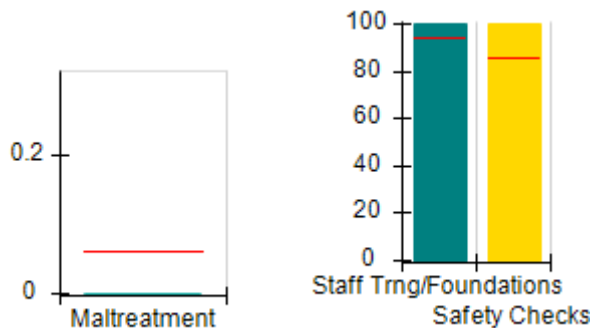
Overall Score (%)



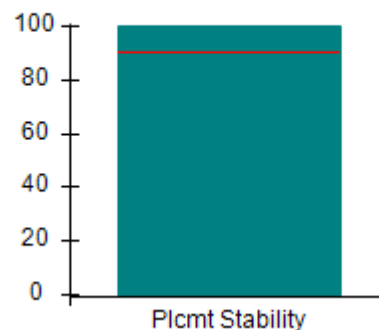
OPM Monitoring Reviews (%)



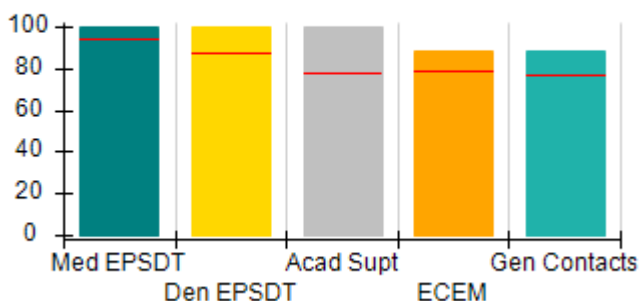
Safety Outcomes (%)



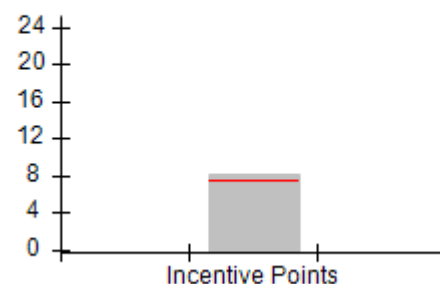
Permanency Outcomes (%)



Well-Being Outcomes (%)



Incentives Earned (Points)





DHS, DFCS, Office of Provider Management
Performance-Based Placement Measures
RBWO Provider GA+SCORECARD - CCI
 Report Quarter: Q3 FY2020



Provider/Program Name: Caring and Sharing Home for Boys - (5191) - CCI				
1769 Brook Run Drive, Register, GA 30452		Quarterly Scores (Grades)		Current Quarter Score (Grade)
Phone: 912-852-7545		Q1: 104.67 (A+)	Q2: 99.48 (A+)	105.55% (A+)
Vendor ID# 125316		Q3: 105.55 (A+)	Q4: N/A	
Program Census Information:		# Children in Care During Quarter: 7	# Placements During Quarter: 7	# Children in Care On Last Day: 6
	Avg Performance All CCIs (%)	Provider Performance (%)*	Possible Points (Weight)	Provider Points Earned
OPM Monitoring Reviews				
Annual Comprehensive Reviews	82%	99%	25	24.86
Safety Reviews	85%	95%	15	14.25
Monitoring Sub-Total			40	39.11
CCI Safety Outcomes				
Incidence of Maltreatment	0.06%	No Substantiated Reports	10	10.00
Staff Training/Foundations	94%	100%	5	5.00
Staff Safety Checks	86%	100%	5	5.00
Safety Sub-Total			20	20.00
CCI Permanency Outcomes				
Placement Stability	90%	100%	15	15.00
Permanency Sub-Total			15	15.00
CCI Well-Being Outcomes				
EPSDT Medical Visits	94%	100%	4	4.00
EPSDT Dental Visits	88%	100%	4	4.00
Academic Supports	78%	100%	3	3.00
Provider ECEM Visits	79%	88%	7	6.16
Provider General Contacts	77%	88%	7	6.16
Placements with Siblings	35%	0%	Not Scored	Not Scored
Placements within Legal County	11%	0%	Not Scored	Not Scored
Well-Being Sub-Total			25	23.32
*Performance calculation descriptions can be found in the FY 2020 RBWO PBP Measurements and Standards Guide.				

Monitoring & Outcomes: Possible Points = 100		Points Earned = 97.43	
Score Before Incentives Credit			97.43%
Incentives Awarded			8.12 pts
PBP Verification			N/A pts
Total Score			105.55%



DHS, DFCS, Office of Provider Management
Performance-Based Placement Measures
RBWO Provider GA+SCORECARD - CCI
Report Quarter: Q3 FY2020



Provider/Program Name: Caring and Sharing Home for Boys - (5191) - CCI

Program Census Information:		# Children in Care During Quarter: 7	# Placements During Quarter: 7	# Children in Care On Last Day: 6
CCI Incentive Credits	Avg Performance All CCIs (Points)	Provider Performance (%)*	Possible Points (Weight)	Provider Points Earned
Early EPSDT Medical Visits		100%	2	2.00
Early EPSDT Dental Visits		100%	2	2.00
Permanency Contacts		0%	5	0.00
Additional Academic Supports		6%	2	0.12
HS Grad/GED/Prof or Trade Certificate/College		N/A	10/5/5/1	
EYSS Agreement		Not Eligible	5	
Community Connections		0%	4	0.00
Active Agency Accreditation		0%	4	0.00
Staff Clinical Licensure		0%	5	0.00
Behavior Management (threshold = 0)		100%	4	4.00
Incentives Total	7.45			8.12
Maximum total combined incentive credit allowed is 10 points.			Incentives Awarded	8.12

*Performance calculation descriptions can be found in the FY 2020 RBWO PBP Measurements and Standards Guide.

Child Protective Services Investigations and Dispositions

The following investigations data, which is not used for scoring but is considered significant to a provider's performance, is from Georgia SHINES and is not considered final or complete until the end of the fiscal year.

Total Reports:	0
Number Screened In:	0
Number Screened Out:	0
Number Substantiated:	0
Number Unsubstantiated:	0
Number Active CPS Investigations:	0



DHS, DFCS, Office of Provider Management

Performance-Based Placement Measures

RBWO Provider GA+SCORECARD - CCI

Report Quarter: Q3 FY2020



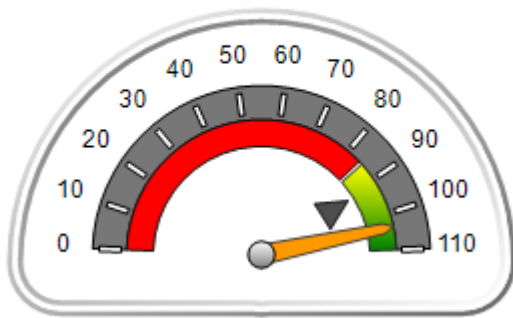
Provider/Program Name: Carl Malone Foundation, Inc. - Mercy's Door I (993) - CCI

2281 Dawnville Beaverdale Rd., Dalton, GA 30721	Quarterly Scores (Grades)		Current Quarter Score (Grade)
Phone: 706-270-5821	Q1: 104.12 (A+)	Q2: 103.84 (A+)	103.77% (A+)
Vendor ID# 35802	Q3: 103.77 (A+)	Q4: N/A	
Program Census Information:	# Children in Care During Quarter: 11	# Placements During Quarter: 11	# Children in Care On Last Day: 9

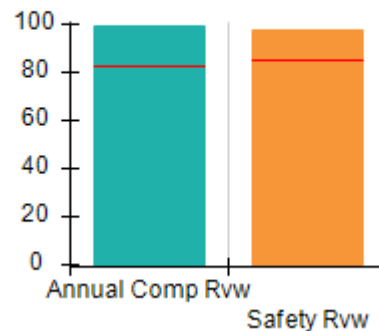
Quarterly Provider Comparisons to All CCIs

▼ — indicates average for all CCIs

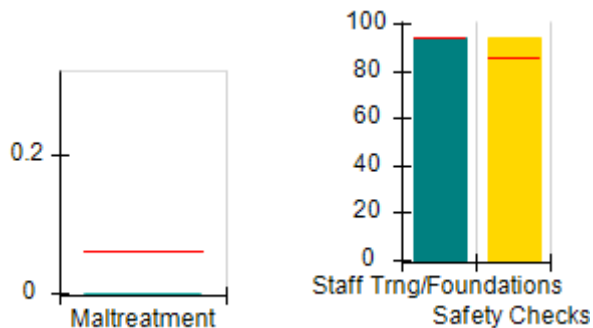
Overall Score (%)



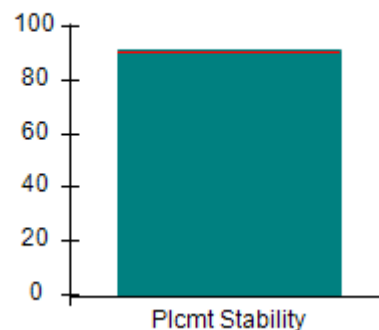
OPM Monitoring Reviews (%)



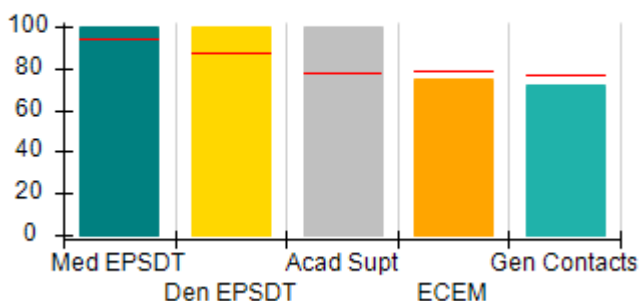
Safety Outcomes (%)



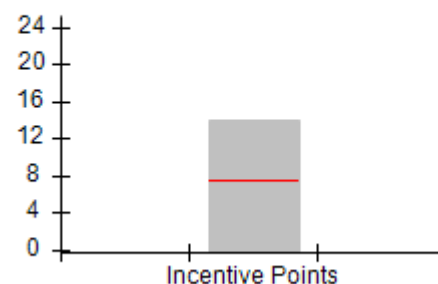
Permanency Outcomes (%)



Well-Being Outcomes (%)



Incentives Earned (Points)





DHS, DFCS, Office of Provider Management
Performance-Based Placement Measures
RBWO Provider GA+SCORECARD - CCI
 Report Quarter: Q3 FY2020



Provider/Program Name: Carl Malone Foundation, Inc. - Mercy's Door I (993) - CCI				
2281 Dawnvile Beaverdale Rd., Dalton, GA 30721		Quarterly Scores (Grades)		Current Quarter Score (Grade)
Phone: 706-270-5821		Q1: 104.12 (A+)	Q2: 103.84 (A+)	103.77% (A+)
Vendor ID# 35802		Q3: 103.77 (A+)	Q4: N/A	
Program Census Information:		# Children in Care During Quarter: 11	# Placements During Quarter: 11	# Children in Care On Last Day: 9
	Avg Performance All CCIs (%)	Provider Performance (%)*	Possible Points (Weight)	Provider Points Earned
OPM Monitoring Reviews				
Annual Comprehensive Reviews	82%	99%	25	24.80
Safety Reviews	85%	98%	15	14.63
Monitoring Sub-Total			40	39.43
CCI Safety Outcomes				
Incidence of Maltreatment	0.06%	No Substantiated Reports	10	10.00
Staff Training/Foundations	94%	94%	5	4.70
Staff Safety Checks	86%	94%	5	4.70
Safety Sub-Total			20	19.40
CCI Permanency Outcomes				
Placement Stability	90%	91%	15	13.65
Permanency Sub-Total			15	13.65
CCI Well-Being Outcomes				
EPSDT Medical Visits	94%	100%	4	4.00
EPSDT Dental Visits	88%	100%	4	4.00
Academic Supports	78%	100%	3	3.00
Provider ECEM Visits	79%	75%	7	5.25
Provider General Contacts	77%	72%	7	5.04
Placements with Siblings	35%	100%	Not Scored	Not Scored
Placements within Legal County	11%	100%	Not Scored	Not Scored
Well-Being Sub-Total			25	21.29
*Performance calculation descriptions can be found in the FY 2020 RBWO PBP Measurements and Standards Guide.				

Monitoring & Outcomes: Possible Points = 100		Points Earned = 93.77	
Score Before Incentives Credit			93.77%
Incentives Awarded			10.00 pts
PBP Verification			N/A pts
Total Score			103.77%



DHS, DFCS, Office of Provider Management
Performance-Based Placement Measures
RBWO Provider GA+SCORECARD - CCI
Report Quarter: Q3 FY2020



Provider/Program Name: Carl Malone Foundation, Inc. - Mercy's Door I (993) - CCI

Program Census Information:		# Children in Care During Quarter: 11	# Placements During Quarter: 11	# Children in Care On Last Day: 9
CCI Incentive Credits	Avg Performance All CCIs (Points)	Provider Performance (%)*	Possible Points (Weight)	Provider Points Earned
Early EPSDT Medical Visits		100%	2	2.00
Early EPSDT Dental Visits		100%	2	2.00
Permanency Contacts		None Planned	5	
Additional Academic Supports		100%	2	2.00
HS Grad/GED/Prof or Trade Certificate/College		N/A	10/5/5/1	
EYSS Agreement		Not Eligible	5	
Community Connections		100%	4	4.00
Active Agency Accreditation		0%	4	0.00
Staff Clinical Licensure		0%	5	0.00
Behavior Management (threshold = 0)		100%	4	4.00
Incentives Total	7.45			14.00
Maximum total combined incentive credit allowed is 10 points.			Incentives Awarded	10.00

*Performance calculation descriptions can be found in the FY 2020 RBWO PBP Measurements and Standards Guide.

Child Protective Services Investigations and Dispositions

The following investigations data, which is not used for scoring but is considered significant to a provider's performance, is from Georgia SHINES and is not considered final or complete until the end of the fiscal year.

Total Reports:	0
Number Screened In:	0
Number Screened Out:	0
Number Substantiated:	0
Number Unsubstantiated:	0
Number Active CPS Investigations:	0

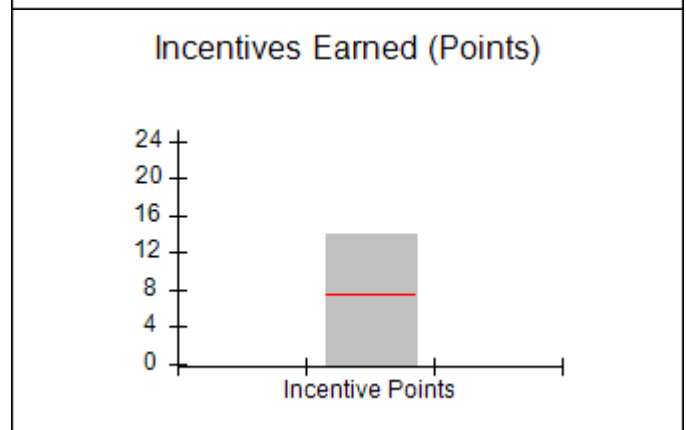
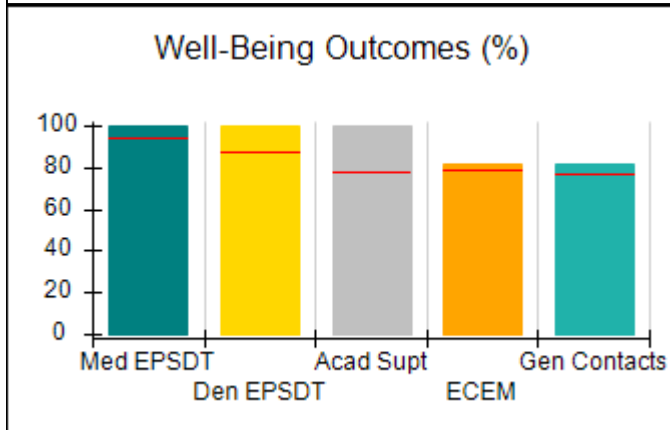
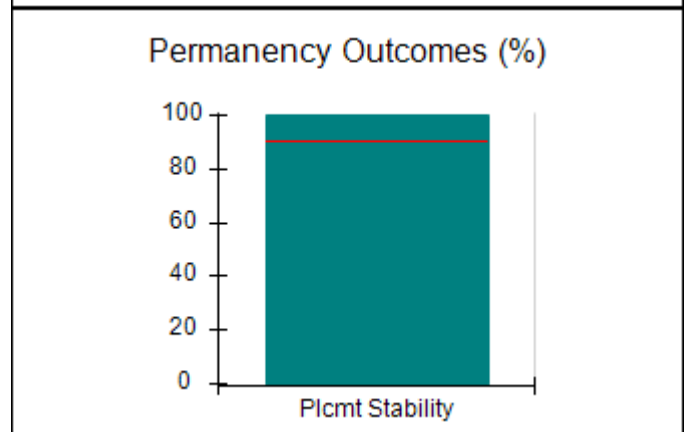
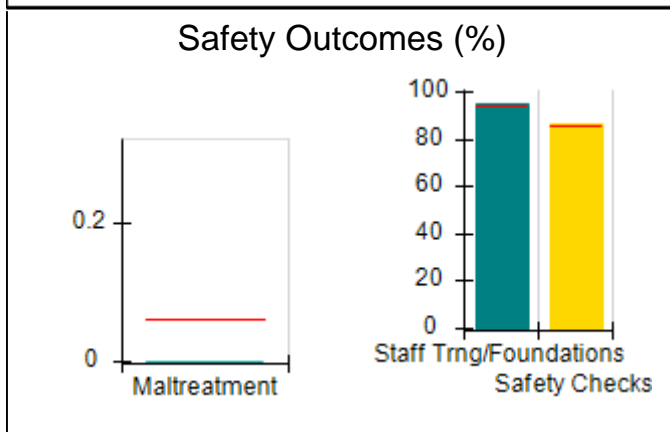
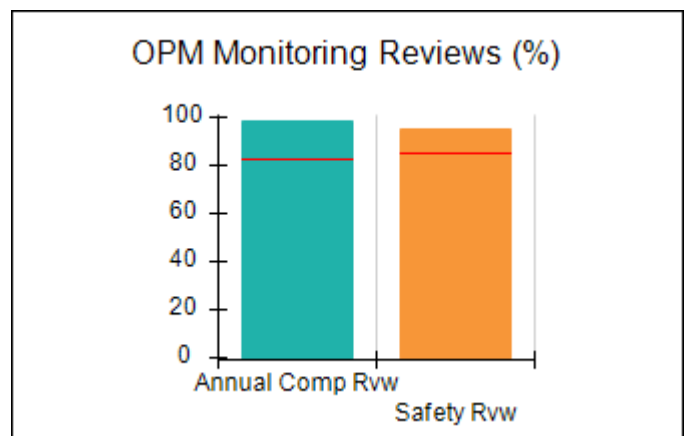
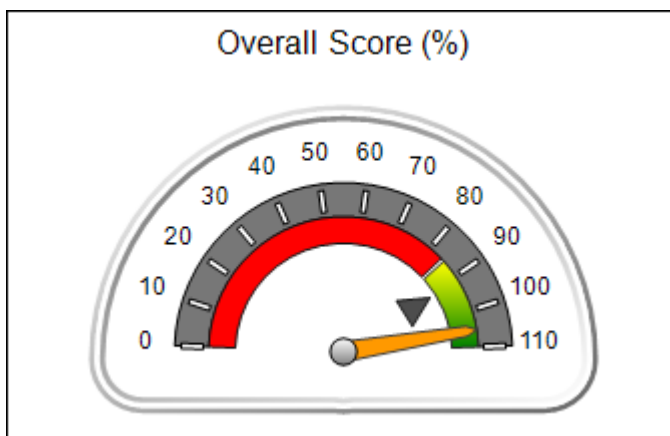


DHS, DFCS, Office of Provider Management
Performance-Based Placement Measures
RBWO Provider GA+SCORECARD - CCI
Report Quarter: Q3 FY2020



Provider/Program Name: Carl Malone Foundation, Inc. - Mercy's Door II (994) - CCI			
2295 Dawnville Beaverdale Rd., Dalton, GA 30721	Quarterly Scores (Grades)		Current Quarter Score (Grade)
Phone: 706-277-0732	Q1: 104.74 (A+)	Q2: 104.92 (A+)	105.41% (A+)
Vendor ID# 35801	Q3: 105.41 (A+)	Q4: N/A	
Program Census Information:	# Children in Care During Quarter: 8	# Placements During Quarter: 8	# Children in Care On Last Day: 6
Quarterly Provider Comparisons to All CCIs			

▼ — indicates average for all CCIs





Performance-Based Placement Measures

RBWO Provider GA+SCORECARD - CCI

Report Quarter: Q3 FY2020

Provider/Program Name: Carl Malone Foundation, Inc. - Mercy's Door II (994) - CCI				
2295 Dawnvile Beaverdale Rd., Dalton, GA 30721		Quarterly Scores (Grades)		Current Quarter Score (Grade)
Phone: 706-277-0732		Q1: 104.74 (A+)	Q2: 104.92 (A+)	105.41% (A+)
Vendor ID# 35801		Q3: 105.41 (A+)	Q4: N/A	
Program Census Information:		# Children in Care During Quarter: 8	# Placements During Quarter: 8	# Children in Care On Last Day: 6
	Avg Performance All CCIs (%)	Provider Performance (%)*	Possible Points (Weight)	Provider Points Earned
OPM Monitoring Reviews				
Annual Comprehensive Reviews	82%	99%	25	24.63
Safety Reviews	85%	95%	15	14.25
Monitoring Sub-Total			40	38.88
CCI Safety Outcomes				
Incidence of Maltreatment	0.06%	No Substantiated Reports	10	10.00
Staff Training/Foundations	94%	95%	5	4.75
Staff Safety Checks	86%	86%	5	4.30
Safety Sub-Total			20	19.05
CCI Permanency Outcomes				
Placement Stability	90%	100%	15	15.00
Permanency Sub-Total			15	15.00
CCI Well-Being Outcomes				
EPSDT Medical Visits	94%	100%	4	4.00
EPSDT Dental Visits	88%	100%	4	4.00
Academic Supports	78%	100%	3	3.00
Provider ECEM Visits	79%	82%	7	5.74
Provider General Contacts	77%	82%	7	5.74
Placements with Siblings	35%	90%	Not Scored	Not Scored
Placements within Legal County	11%	50%	Not Scored	Not Scored
Well-Being Sub-Total			25	22.48
*Performance calculation descriptions can be found in the FY 2020 RBWO PBP Measurements and Standards Guide.				

Monitoring & Outcomes: Possible Points = 100		Points Earned = 95.41	
Score Before Incentives Credit			95.41%
Incentives Awarded			10.00 pts
PBP Verification			N/A pts
Total Score			105.41%



DHS, DFCS, Office of Provider Management
Performance-Based Placement Measures
RBWO Provider GA+SCORECARD - CCI
Report Quarter: Q3 FY2020



Provider/Program Name: Carl Malone Foundation, Inc. - Mercy's Door II (994) - CCI

Program Census Information:		# Children in Care During Quarter: 8	# Placements During Quarter: 8	# Children in Care On Last Day: 6
CCI Incentive Credits	Avg Performance All CCIs (Points)	Provider Performance (%)*	Possible Points (Weight)	Provider Points Earned
Early EPSDT Medical Visits		100%	2	2.00
Early EPSDT Dental Visits		100%	2	2.00
Permanency Contacts		None Planned	5	
Additional Academic Supports		100%	2	2.00
HS Grad/GED/Prof or Trade Certificate/College		N/A	10/5/5/1	
EYSS Agreement		Not Eligible	5	
Community Connections		100%	4	4.00
Active Agency Accreditation		0%	4	0.00
Staff Clinical Licensure		0%	5	0.00
Behavior Management (threshold = 0)		100%	4	4.00
Incentives Total	7.45			14.00
Maximum total combined incentive credit allowed is 10 points.			Incentives Awarded	10.00

*Performance calculation descriptions can be found in the FY 2020 RBWO PBP Measurements and Standards Guide.

Child Protective Services Investigations and Dispositions

The following investigations data, which is not used for scoring but is considered significant to a provider's performance, is from Georgia SHINES and is not considered final or complete until the end of the fiscal year.

Total Reports:	0
Number Screened In:	0
Number Screened Out:	0
Number Substantiated:	0
Number Unsubstantiated:	0
Number Active CPS Investigations:	0



DHS, DFCS, Office of Provider Management
Performance-Based Placement Measures
RBWO Provider GA+SCORECARD - CCI
Report Quarter: Q3 FY2020



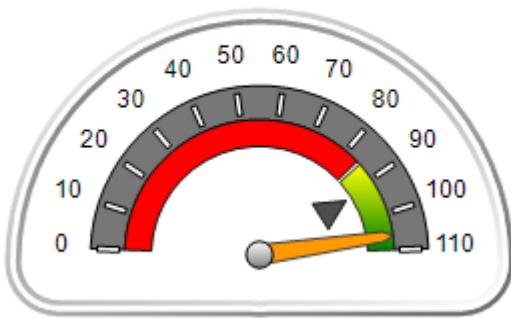
Provider/Program Name: Carl Malone Foundation, Inc. - Mercy's Door III (1041) - CCI

345 Rockman Way, Dalton, GA 30721	Quarterly Scores (Grades)		Current Quarter Score (Grade)
Phone: 706-217-6185	Q1: 104.45 (A+)	Q2: 104.33 (A+)	106.13% (A+)
Vendor ID# 75482	Q3: 106.13 (A+)	Q4: N/A	
Program Census Information:	# Children in Care During Quarter: 11	# Placements During Quarter: 11	# Children in Care On Last Day: 6

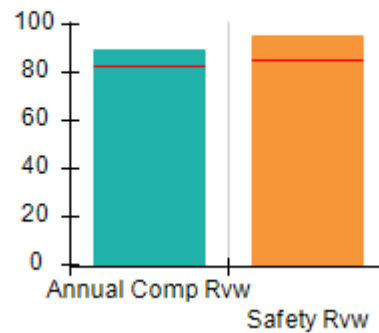
Quarterly Provider Comparisons to All CCIs

▼ — indicates average for all CCIs

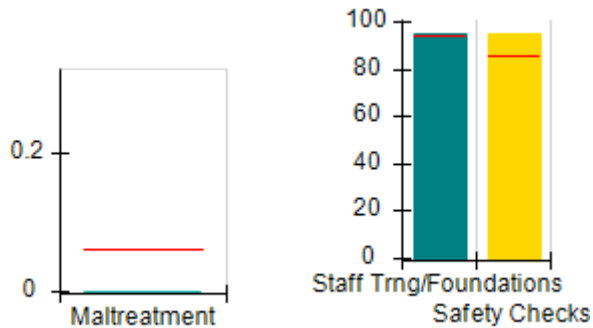
Overall Score (%)



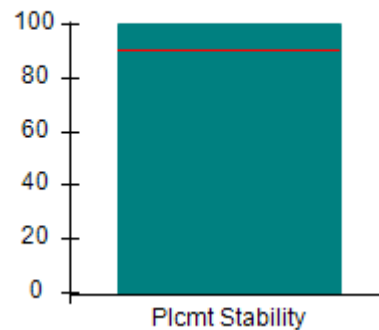
OPM Monitoring Reviews (%)



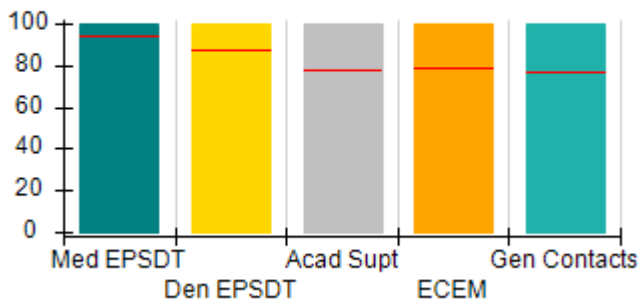
Safety Outcomes (%)



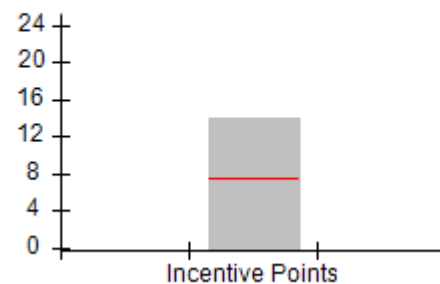
Permanency Outcomes (%)



Well-Being Outcomes (%)



Incentives Earned (Points)





Performance-Based Placement Measures

RBWO Provider GA+SCORECARD - CCI

Report Quarter: Q3 FY2020

Provider/Program Name: Carl Malone Foundation, Inc. - Mercy's Door III (1041) - CCI				
345 Rockman Way, Dalton, GA 30721		Quarterly Scores (Grades)		Current Quarter Score (Grade)
Phone: 706-217-6185		Q1: 104.45 (A+)	Q2: 104.33 (A+)	106.13% (A+)
Vendor ID# 75482		Q3: 106.13 (A+)	Q4: N/A	
Program Census Information:		# Children in Care During Quarter: 11	# Placements During Quarter: 11	# Children in Care On Last Day: 6
	Avg Performance All CCIs (%)	Provider Performance (%)*	Possible Points (Weight)	Provider Points Earned
OPM Monitoring Reviews				
Annual Comprehensive Reviews	82%	90%	25	22.38
Safety Reviews	85%	95%	15	14.25
Monitoring Sub-Total			40	36.63
CCI Safety Outcomes				
Incidence of Maltreatment	0.06%	No Substantiated Reports	10	10.00
Staff Training/Foundations	94%	95%	5	4.75
Staff Safety Checks	86%	95%	5	4.75
Safety Sub-Total			20	19.50
CCI Permanency Outcomes				
Placement Stability	90%	100%	15	15.00
Permanency Sub-Total			15	15.00
CCI Well-Being Outcomes				
EPSDT Medical Visits	94%	100%	4	4.00
EPSDT Dental Visits	88%	100%	4	4.00
Academic Supports	78%	100%	3	3.00
Provider ECEM Visits	79%	100%	7	7.00
Provider General Contacts	77%	100%	7	7.00
Placements with Siblings	35%	0%	Not Scored	Not Scored
Placements within Legal County	11%	0%	Not Scored	Not Scored
Well-Being Sub-Total			25	25.00
*Performance calculation descriptions can be found in the FY 2020 RBWO PBP Measurements and Standards Guide.				

Monitoring & Outcomes: Possible Points = 100		Points Earned = 96.13	
Score Before Incentives Credit			96.13%
Incentives Awarded			10.00 pts
PBP Verification			N/A pts
Total Score			106.13%



DHS, DFCS, Office of Provider Management
Performance-Based Placement Measures
RBWO Provider GA+SCORECARD - CCI
Report Quarter: Q3 FY2020



Provider/Program Name: Carl Malone Foundation, Inc. - Mercy's Door III (1041) - CCI

Program Census Information:		# Children in Care During Quarter: 11	# Placements During Quarter: 11	# Children in Care On Last Day: 6
CCI Incentive Credits	Avg Performance All CCIs (Points)	Provider Performance (%)*	Possible Points (Weight)	Provider Points Earned
Early EPSDT Medical Visits		100%	2	2.00
Early EPSDT Dental Visits		100%	2	2.00
Permanency Contacts		None Planned	5	
Additional Academic Supports		100%	2	2.00
HS Grad/GED/Prof or Trade Certificate/College		N/A	10/5/5/1	
EYSS Agreement		0%	5	0.00
Community Connections		100%	4	4.00
Active Agency Accreditation		0%	4	0.00
Staff Clinical Licensure		0%	5	0.00
Behavior Management (threshold = 0)		100%	4	4.00
Incentives Total	7.45			14.00
Maximum total combined incentive credit allowed is 10 points.			Incentives Awarded	10.00

*Performance calculation descriptions can be found in the FY 2020 RBWO PBP Measurements and Standards Guide.

Child Protective Services Investigations and Dispositions

The following investigations data, which is not used for scoring but is considered significant to a provider's performance, is from Georgia SHINES and is not considered final or complete until the end of the fiscal year.

Total Reports:	0
Number Screened In:	0
Number Screened Out:	0
Number Substantiated:	0
Number Unsubstantiated:	0
Number Active CPS Investigations:	0



DHS, DFCS, Office of Provider Management

Performance-Based Placement Measures

RBWO Provider GA+SCORECARD - CCI

Report Quarter: Q3 FY2020



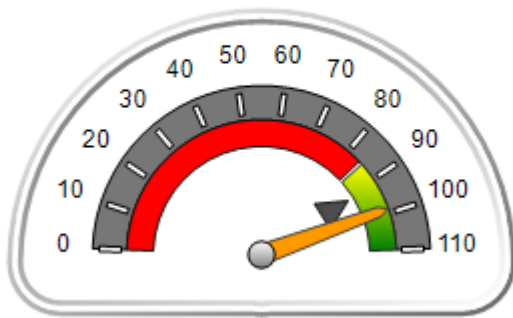
Provider/Program Name: Carrie Steele-Pitts Home, Inc. - (577) - CCI

667 Fairburn Rd., NW, Atlanta, GA 30331	Quarterly Scores (Grades)		Current Quarter Score (Grade)
Phone: 404-691-5187	Q1: 98.02 (A+)	Q2: 97.99 (A+)	98.83% (A+)
Vendor ID# 35258	Q3: 98.83 (A+)	Q4: N/A	
Program Census Information:	# Children in Care During Quarter: 11	# Placements During Quarter: 11	# Children in Care On Last Day: 7

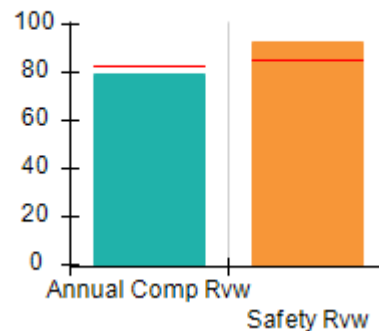
Quarterly Provider Comparisons to All CCIs

▼ indicates average for all CCIs

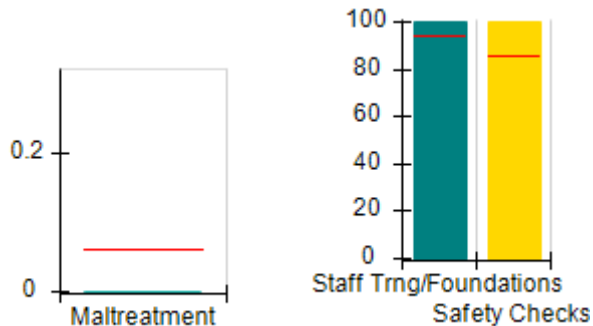
Overall Score (%)



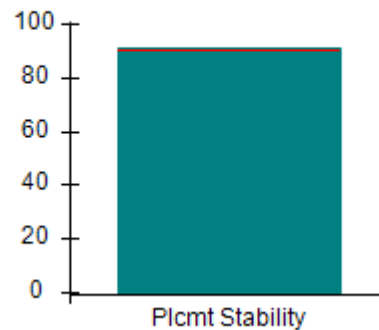
OPM Monitoring Reviews (%)



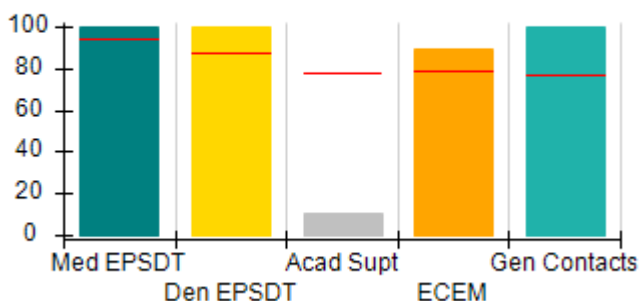
Safety Outcomes (%)



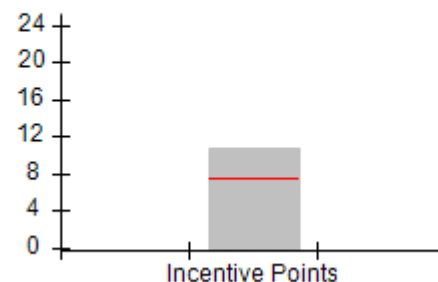
Permanency Outcomes (%)



Well-Being Outcomes (%)



Incentives Earned (Points)





DHS, DFCS, Office of Provider Management
Performance-Based Placement Measures
RBWO Provider GA+SCORECARD - CCI
 Report Quarter: Q3 FY2020



Provider/Program Name: Carrie Steele-Pitts Home, Inc. - (577) - CCI				
667 Fairburn Rd., NW, Atlanta, GA 30331		Quarterly Scores (Grades)		Current Quarter Score (Grade)
Phone: 404-691-5187		Q1: 98.02 (A+)	Q2: 97.99 (A+)	98.83% (A+)
Vendor ID# 35258		Q3: 98.83 (A+)	Q4: N/A	
Program Census Information:		# Children in Care During Quarter: 11	# Placements During Quarter: 11	# Children in Care On Last Day: 7
	Avg Performance All CCIs (%)	Provider Performance (%)*	Possible Points (Weight)	Provider Points Earned
OPM Monitoring Reviews				
Annual Comprehensive Reviews	82%	79%	25	19.74
Safety Reviews	85%	93%	15	13.88
Monitoring Sub-Total			40	33.62
CCI Safety Outcomes				
Incidence of Maltreatment	0.06%	No Substantiated Reports	10	10.00
Staff Training/Foundations	94%	100%	5	5.00
Staff Safety Checks	86%	100%	5	5.00
Safety Sub-Total			20	20.00
CCI Permanency Outcomes				
Placement Stability	90%	91%	15	13.65
Permanency Sub-Total			15	13.65
CCI Well-Being Outcomes				
EPSDT Medical Visits	94%	100%	4	4.00
EPSDT Dental Visits	88%	100%	4	4.00
Academic Supports	78%	11%	3	0.33
Provider ECEM Visits	79%	89%	7	6.23
Provider General Contacts	77%	100%	7	7.00
Placements with Siblings	35%	100%	Not Scored	Not Scored
Placements within Legal County	11%	100%	Not Scored	Not Scored
Well-Being Sub-Total			25	21.56
*Performance calculation descriptions can be found in the FY 2020 RBWO PBP Measurements and Standards Guide.				

Monitoring & Outcomes: Possible Points = 100		Points Earned = 88.83	
Score Before Incentives Credit			88.83%
Incentives Awarded			10.00 pts
PBP Verification			N/A pts
Total Score			98.83%



DHS, DFCS, Office of Provider Management
Performance-Based Placement Measures
RBWO Provider GA+SCORECARD - CCI
Report Quarter: Q3 FY2020



Provider/Program Name: Carrie Steele-Pitts Home, Inc. - (577) - CCI

Program Census Information:		# Children in Care During Quarter: 11	# Placements During Quarter: 11	# Children in Care On Last Day: 7
CCI Incentive Credits	Avg Performance All CCIs (Points)	Provider Performance (%)*	Possible Points (Weight)	Provider Points Earned
Early EPSDT Medical Visits		100%	2	2.00
Early EPSDT Dental Visits		100%	2	2.00
Permanency Contacts		33%	5	1.65
Additional Academic Supports		0%	2	0.00
HS Grad/GED/Prof or Trade Certificate/College		N/A	10/5/5/1	
EYSS Agreement		0%	5	0.00
Community Connections		0%	4	0.00
Active Agency Accreditation		0%	4	0.00
Staff Clinical Licensure		20%	5	1.00
Behavior Management (threshold = 0)		100%	4	4.00
Incentives Total	7.45			10.65
Maximum total combined incentive credit allowed is 10 points.			Incentives Awarded	10.00

*Performance calculation descriptions can be found in the FY 2020 RBWO PBP Measurements and Standards Guide.

Child Protective Services Investigations and Dispositions

The following investigations data, which is not used for scoring but is considered significant to a provider's performance, is from Georgia SHINES and is not considered final or complete until the end of the fiscal year.

Total Reports:	0
Number Screened In:	0
Number Screened Out:	0
Number Substantiated:	0
Number Unsubstantiated:	0
Number Active CPS Investigations:	0



Performance-Based Placement Measures

RBWO Provider GA+SCORECARD - CCI

Report Quarter: Q3 FY2020

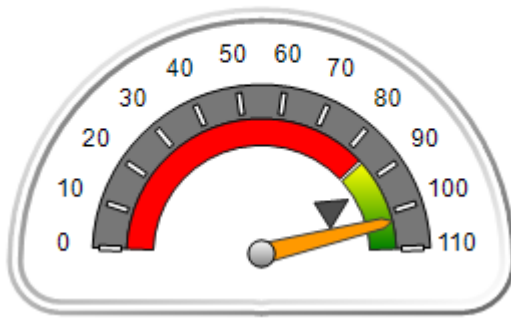
Provider/Program Name: Center for Children and Young Adults, The - Open Gate (579) - CCI

2221 Austell Rd., Marietta, GA 30008	Quarterly Scores (Grades)		Current Quarter Score (Grade)
Phone: 770-485-1630	Q1: 99.32 (A+)	Q2: 102.06 (A+)	102.52% (A+)
Vendor ID# 35262	Q3: 102.52 (A+)	Q4: N/A	
Program Census Information:	# Children in Care During Quarter: 14	# Placements During Quarter: 15	# Children in Care On Last Day: 6

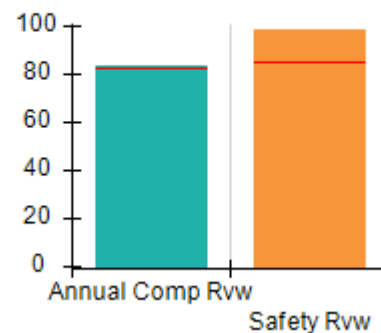
Quarterly Provider Comparisons to All CCIs

indicates average for all CCIs

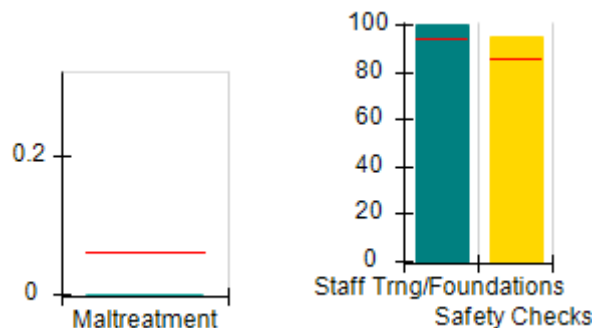
Overall Score (%)



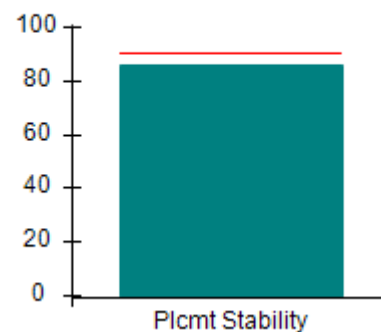
OPM Monitoring Reviews (%)



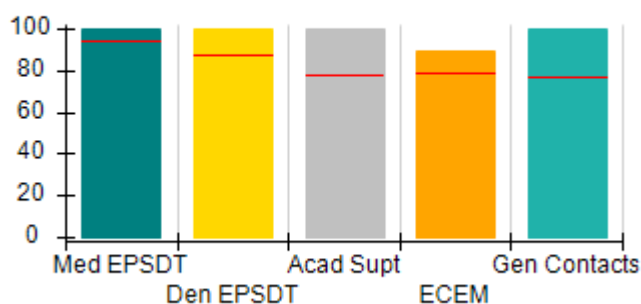
Safety Outcomes (%)



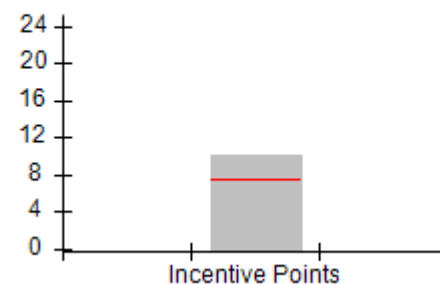
Permanency Outcomes (%)



Well-Being Outcomes (%)



Incentives Earned (Points)





Performance-Based Placement Measures

RBWO Provider GA+SCORECARD - CCI

Report Quarter: Q3 FY2020

Provider/Program Name: Center for Children and Young Adults, The - Open Gate (579) - CCI

2221 Austell Rd., Marietta, GA 30008		Quarterly Scores (Grades)		Current Quarter Score (Grade)
Phone: 770-485-1630		Q1: 99.32 (A+)	Q2: 102.06 (A+)	102.52% (A+)
Vendor ID# 35262		Q3: 102.52 (A+)	Q4: N/A	
Program Census Information:		# Children in Care During Quarter: 14	# Placements During Quarter: 15	# Children in Care On Last Day: 6
	Avg Performance All CCIs (%)	Provider Performance (%)*	Possible Points (Weight)	Provider Points Earned
OPM Monitoring Reviews				
Annual Comprehensive Reviews	82%	83%	25	20.83
Safety Reviews	85%	99%	15	14.81
Monitoring Sub-Total			40	35.64
CCI Safety Outcomes				
Incidence of Maltreatment	0.06%	No Substantiated Reports	10	10.00
Staff Training/Foundations	94%	100%	5	5.00
Staff Safety Checks	86%	95%	5	4.75
Safety Sub-Total			20	19.75
CCI Permanency Outcomes				
Placement Stability	90%	86%	15	12.90
Permanency Sub-Total			15	12.90
CCI Well-Being Outcomes				
EPSDT Medical Visits	94%	100%	4	4.00
EPSDT Dental Visits	88%	100%	4	4.00
Academic Supports	78%	100%	3	3.00
Provider ECEM Visits	79%	89%	7	6.23
Provider General Contacts	77%	100%	7	7.00
Placements with Siblings	35%	67%	Not Scored	Not Scored
Placements within Legal County	11%	50%	Not Scored	Not Scored
Well-Being Sub-Total			25	24.23

*Performance calculation descriptions can be found in the FY 2020 RBWO PBP Measurements and Standards Guide.

Monitoring & Outcomes: Possible Points = 100		Points Earned = 92.52	
Score Before Incentives Credit			92.52%
Incentives Awarded			10.00 pts
PBP Verification			0.00 pts
Total Score			102.52%



DHS, DFCS, Office of Provider Management
Performance-Based Placement Measures
RBWO Provider GA+SCORECARD - CCI



Report Quarter: Q3 FY2020

Provider/Program Name: Center for Children and Young Adults, The - Open Gate (579) - CCI

Program Census Information:		# Children in Care During Quarter: 14	# Placements During Quarter: 15	# Children in Care On Last Day: 6
CCI Incentive Credits	Avg Performance All CCIs (Points)	Provider Performance (%)*	Possible Points (Weight)	Provider Points Earned
Early EPSDT Medical Visits		100%	2	2.00
Early EPSDT Dental Visits		100%	2	2.00
Permanency Contacts		None Planned	5	
Additional Academic Supports		100%	2	2.00
HS Grad/GED/Prof or Trade Certificate/College		N/A	10/5/5/1	
EYSS Agreement		Not Eligible	5	
Community Connections		0%	4	0.00
Active Agency Accreditation		0%	4	0.00
Staff Clinical Licensure		0%	5	0.00
Behavior Management (threshold = 0)		100%	4	4.00
Incentives Total	7.45			10.00
Maximum total combined incentive credit allowed is 10 points.			Incentives Awarded	10.00

*Performance calculation descriptions can be found in the FY 2020 RBWO PBP Measurements and Standards Guide.

Child Protective Services Investigations and Dispositions

The following investigations data, which is not used for scoring but is considered significant to a provider's performance, is from Georgia SHINES and is not considered final or complete until the end of the fiscal year.

Total Reports:	0
Number Screened In:	0
Number Screened Out:	0
Number Substantiated:	0
Number Unsubstantiated:	0
Number Active CPS Investigations:	0



DHS, DFCS, Office of Provider Management
Performance-Based Placement Measures
RBWO Provider GA+SCORECARD - CCI
Report Quarter: Q3 FY2020



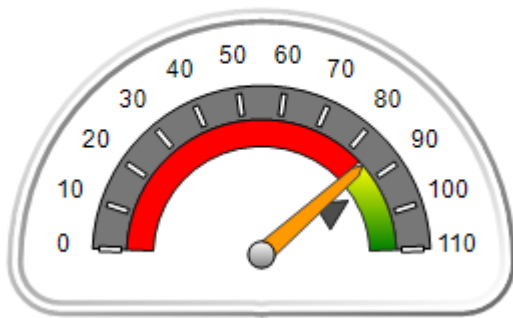
Provider/Program Name: Chamberlain Children, Inc. - (5372) - CCI

1500 Gillionville Rd, Albany, GA 31707	Quarterly Scores (Grades)		Current Quarter Score (Grade)
Phone: 229-347-3152	Q1: 92.26 (A-)	Q2: 85.46 (B)	85.40% (B)
Vendor ID# 161824	Q3: 85.40 (B)	Q4: N/A	
Program Census Information:	# Children in Care During Quarter: 7	# Placements During Quarter: 7	# Children in Care On Last Day: 5

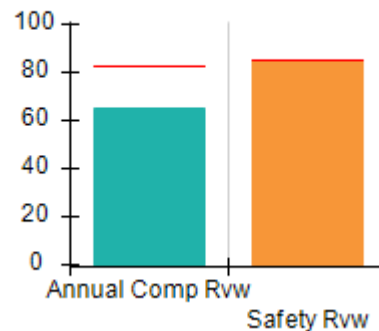
Quarterly Provider Comparisons to All CCIs

▼ — indicates average for all CCIs

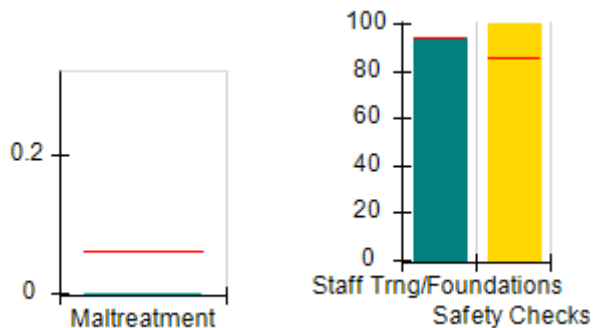
Overall Score (%)



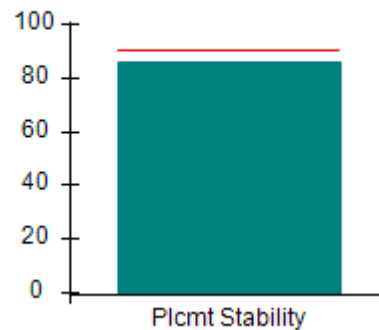
OPM Monitoring Reviews (%)



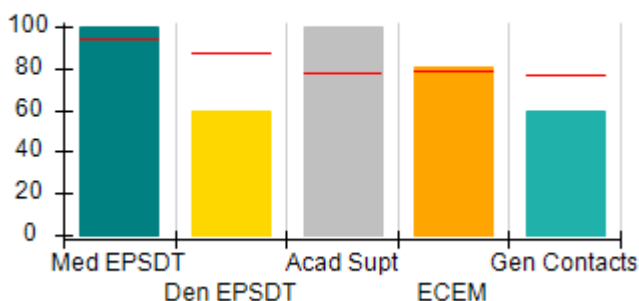
Safety Outcomes (%)



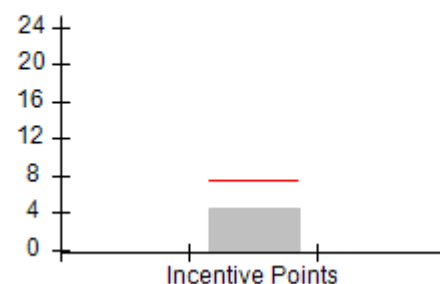
Permanency Outcomes (%)



Well-Being Outcomes (%)



Incentives Earned (Points)





DHS, DFCS, Office of Provider Management
Performance-Based Placement Measures
RBWO Provider GA+SCORECARD - CCI
Report Quarter: Q3 FY2020



Provider/Program Name: Chamberlain Children, Inc. - (5372) - CCI				
1500 Gillionville Rd, Albany, GA 31707		Quarterly Scores (Grades)		Current Quarter Score (Grade)
Phone: 229-347-3152		Q1: 92.26 (A-)	Q2: 85.46 (B)	85.40% (B)
Vendor ID# 161824		Q3: 85.40 (B)	Q4: N/A	
Program Census Information:		# Children in Care During Quarter: 7	# Placements During Quarter: 7	# Children in Care On Last Day: 5
	Avg Performance All CCIs (%)	Provider Performance (%)*	Possible Points (Weight)	Provider Points Earned
OPM Monitoring Reviews				
Annual Comprehensive Reviews	82%	65%	25	16.24
Safety Reviews	85%	85%	15	12.75
Monitoring Sub-Total			40	28.99
CCI Safety Outcomes				
Incidence of Maltreatment	0.06%	No Substantiated Reports	10	10.00
Staff Training/Foundations	94%	94%	5	4.70
Staff Safety Checks	86%	100%	5	5.00
Safety Sub-Total			20	19.70
CCI Permanency Outcomes				
Placement Stability	90%	86%	15	12.90
Permanency Sub-Total			15	12.90
CCI Well-Being Outcomes				
EPSDT Medical Visits	94%	100%	4	4.00
EPSDT Dental Visits	88%	60%	4	2.40
Academic Supports	78%	100%	3	3.00
Provider ECEM Visits	79%	81%	7	5.67
Provider General Contacts	77%	60%	7	4.20
Placements with Siblings	35%	Not Eligible	Not Scored	Not Scored
Placements within Legal County	11%	Not Eligible	Not Scored	Not Scored
Well-Being Sub-Total			25	19.27
*Performance calculation descriptions can be found in the FY 2020 RBWO PBP Measurements and Standards Guide.				

Monitoring & Outcomes: Possible Points = 100		Points Earned = 80.86	
Score Before Incentives Credit			80.86%
Incentives Awarded			4.54 pts
PBP Verification			N/A pts
Total Score			85.40%



DHS, DFCS, Office of Provider Management
Performance-Based Placement Measures
RBWO Provider GA+SCORECARD - CCI
Report Quarter: Q3 FY2020



Provider/Program Name: Chamberlain Children, Inc. - (5372) - CCI

Program Census Information:		# Children in Care During Quarter: 7	# Placements During Quarter: 7	# Children in Care On Last Day: 5
CCI Incentive Credits	Avg Performance All CCIs (Points)	Provider Performance (%)*	Possible Points (Weight)	Provider Points Earned
Early EPSDT Medical Visits		Not Eligible	2	
Early EPSDT Dental Visits		0%	2	0.00
Permanency Contacts		None Planned	5	
Additional Academic Supports		27%	2	0.54
HS Grad/GED/Prof or Trade Certificate/College		N/A	10/5/5/1	
EYSS Agreement		Not Eligible	5	
Community Connections		0%	4	0.00
Active Agency Accreditation		0%	4	0.00
Staff Clinical Licensure		0%	5	0.00
Behavior Management (threshold = 0)		100%	4	4.00
Incentives Total	7.45			4.54
Maximum total combined incentive credit allowed is 10 points.			Incentives Awarded	4.54

*Performance calculation descriptions can be found in the FY 2020 RBWO PBP Measurements and Standards Guide.

Child Protective Services Investigations and Dispositions

The following investigations data, which is not used for scoring but is considered significant to a provider's performance, is from Georgia SHINES and is not considered final or complete until the end of the fiscal year.

Total Reports:	0
Number Screened In:	0
Number Screened Out:	0
Number Substantiated:	0
Number Unsubstantiated:	1
Number Active CPS Investigations:	-1



DHS, DFCS, Office of Provider Management

Performance-Based Placement Measures

RBWO Provider GA+SCORECARD - CCI

Report Quarter: Q3 FY2020



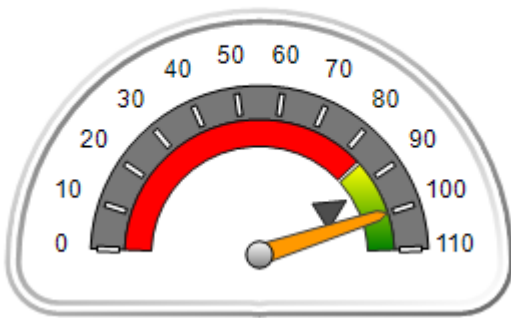
Provider/Program Name: Changing Lives S&P Inc. - Fortson (5338) - CCI

7763 Fortson Rd., Columbus, GA 31909	Quarterly Scores (Grades)		Current Quarter Score (Grade)
Phone: 7062217516	Q1: 101.07 (A+)	Q2: 100.15 (A+)	99.93% (A+)
Vendor ID# 158013	Q3: 99.93 (A+)	Q4: N/A	
Program Census Information:	# Children in Care During Quarter: 12	# Placements During Quarter: 12	# Children in Care On Last Day: 1

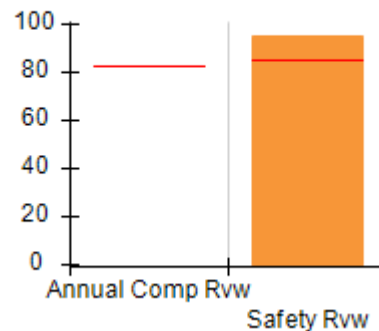
Quarterly Provider Comparisons to All CCIs

▼ — indicates average for all CCIs

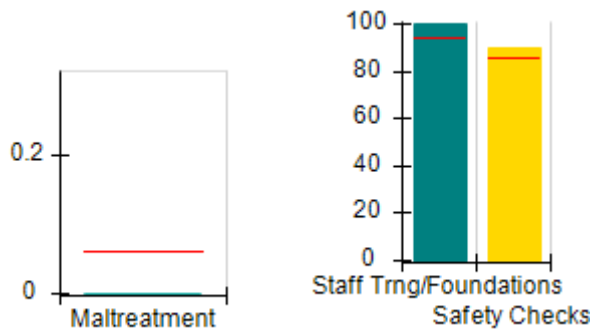
Overall Score (%)



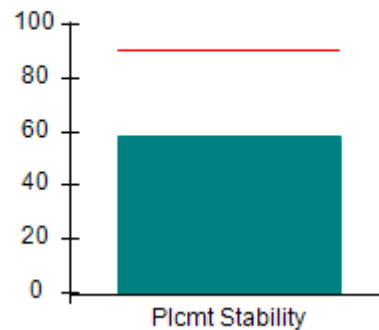
OPM Monitoring Reviews (%)



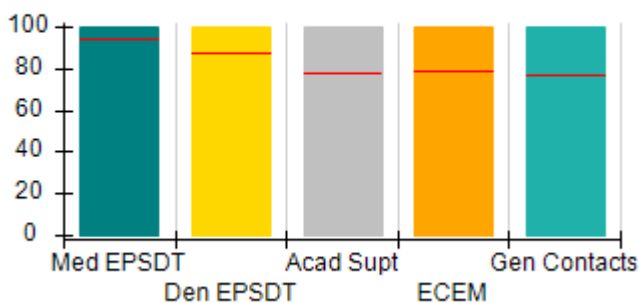
Safety Outcomes (%)



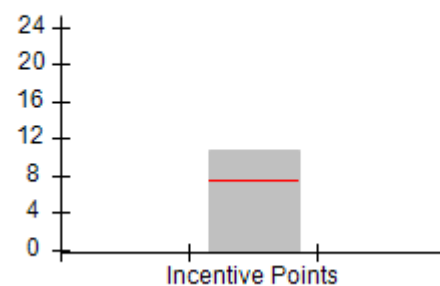
Permanency Outcomes (%)



Well-Being Outcomes (%)



Incentives Earned (Points)





DHS, DFCS, Office of Provider Management
Performance-Based Placement Measures
RBWO Provider GA+SCORECARD - CCI
 Report Quarter: Q3 FY2020



Provider/Program Name: Changing Lives S&P Inc. - Fortson (5338) - CCI				
7763 Fortson Rd., Columbus, GA 31909		Quarterly Scores (Grades)		Current Quarter Score (Grade)
Phone: 7062217516		Q1: 101.07 (A+)	Q2: 100.15 (A+)	99.93% (A+)
Vendor ID# 158013		Q3: 99.93 (A+)	Q4: N/A	
Program Census Information:		# Children in Care During Quarter: 12	# Placements During Quarter: 12	# Children in Care On Last Day: 1
	Avg Performance All CCIs (%)	Provider Performance (%)*	Possible Points (Weight)	Provider Points Earned
OPM Monitoring Reviews				
Annual Comprehensive Reviews	82%	Not Yet Conducted		
Safety Reviews	85%	95%	15	14.25
Monitoring Sub-Total			15	14.25
CCI Safety Outcomes				
Incidence of Maltreatment	0.06%	No Substantiated Reports	10	10.00
Staff Training/Foundations	94%	100%	5	5.00
Staff Safety Checks	86%	90%	5	4.50
Safety Sub-Total			20	19.50
CCI Permanency Outcomes				
Placement Stability	90%	58%	15	8.70
Permanency Sub-Total			15	8.70
CCI Well-Being Outcomes				
EPSDT Medical Visits	94%	100%	4	4.00
EPSDT Dental Visits	88%	100%	4	4.00
Academic Supports	78%	100%	3	3.00
Provider ECEM Visits	79%	100%	7	7.00
Provider General Contacts	77%	100%	7	7.00
Placements with Siblings	35%	Not Eligible	Not Scored	Not Scored
Placements within Legal County	11%	25%	Not Scored	Not Scored
Well-Being Sub-Total			25	25.00
*Performance calculation descriptions can be found in the FY 2020 RBWO PBP Measurements and Standards Guide.				

Monitoring & Outcomes: Possible Points = 75		Points Earned = 67.45	
Score Before Incentives Credit			89.93%
Incentives Awarded			10.00 pts
PBP Verification			N/A pts
Total Score			99.93%



DHS, DFCS, Office of Provider Management
Performance-Based Placement Measures
RBWO Provider GA+SCORECARD - CCI
Report Quarter: Q3 FY2020



Provider/Program Name: Changing Lives S&P Inc. - Fortson (5338) - CCI

Program Census Information:		# Children in Care During Quarter: 12	# Placements During Quarter: 12	# Children in Care On Last Day: 1
CCI Incentive Credits	Avg Performance All CCIs (Points)	Provider Performance (%)*	Possible Points (Weight)	Provider Points Earned
Early EPSDT Medical Visits		100%	2	2.00
Early EPSDT Dental Visits		100%	2	2.00
Permanency Contacts		0%	5	0.00
Additional Academic Supports		40%	2	0.80
HS Grad/GED/Prof or Trade Certificate/College		N/A	10/5/5/1	
EYSS Agreement		Not Eligible	5	
Community Connections		0%	4	0.00
Active Agency Accreditation		50%	4	2.00
Staff Clinical Licensure		0%	5	0.00
Behavior Management (threshold = 0)		100%	4	4.00
Incentives Total	7.45			10.80
Maximum total combined incentive credit allowed is 10 points.			Incentives Awarded	10.00

*Performance calculation descriptions can be found in the FY 2020 RBWO PBP Measurements and Standards Guide.

Child Protective Services Investigations and Dispositions

The following investigations data, which is not used for scoring but is considered significant to a provider's performance, is from Georgia SHINES and is not considered final or complete until the end of the fiscal year.

Total Reports:	1
Number Screened In:	1
Number Screened Out:	0
Number Substantiated:	0
Number Unsubstantiated:	0
Number Active CPS Investigations:	1



Performance-Based Placement Measures

RBWO Provider GA+SCORECARD - CCI

Report Quarter: Q3 FY2020

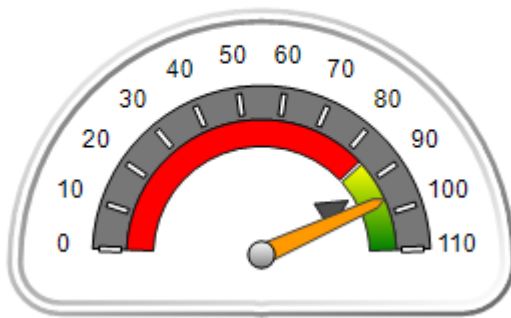
Provider/Program Name: Changing Lives S&P Inc. - Sistrunk (5245) - CCI

974 Sistrunk Ct., Columbus, GA 31907	Quarterly Scores (Grades)		Current Quarter Score (Grade)
Phone: 706-221-7516	Q1: 93.74 (A-)	Q2: 100.28 (A+)	96.13% (A)
Vendor ID# 144141	Q3: 96.13 (A)	Q4: N/A	
Program Census Information:	# Children in Care During Quarter: 11	# Placements During Quarter: 11	# Children in Care On Last Day: 7

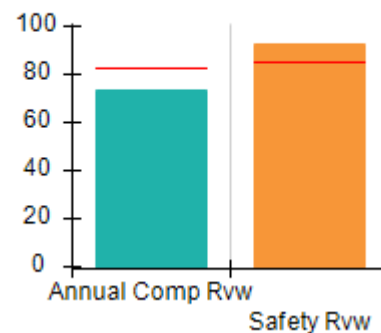
Quarterly Provider Comparisons to All CCIs

indicates average for all CCIs

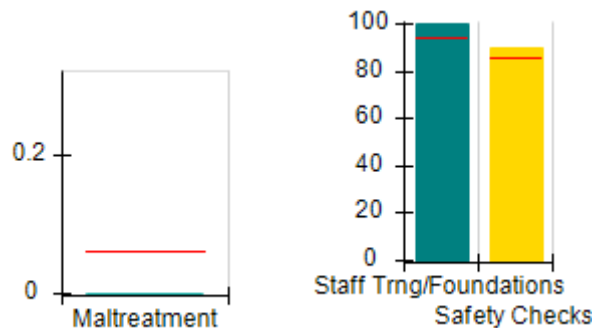
Overall Score (%)



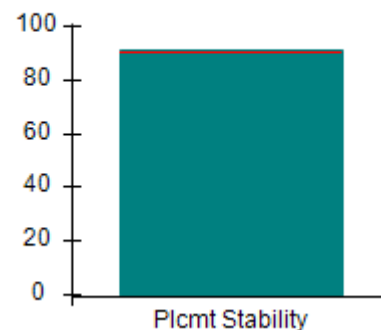
OPM Monitoring Reviews (%)



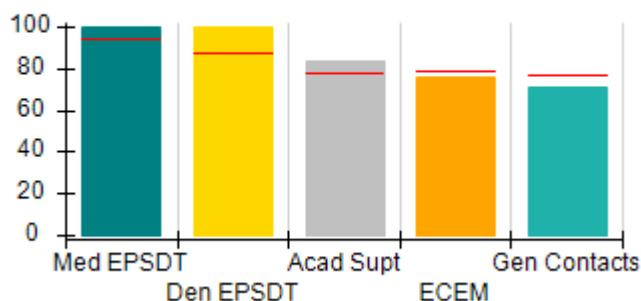
Safety Outcomes (%)



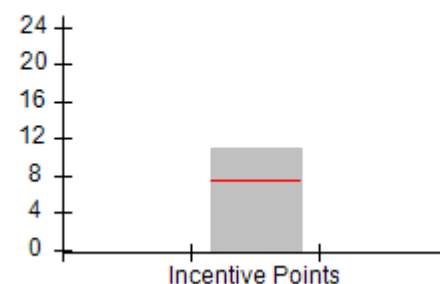
Permanency Outcomes (%)



Well-Being Outcomes (%)



Incentives Earned (Points)





DHS, DFCS, Office of Provider Management
Performance-Based Placement Measures
RBWO Provider GA+SCORECARD - CCI
 Report Quarter: Q3 FY2020



Provider/Program Name: Changing Lives S&P Inc. - Sistrunk (5245) - CCI				
974 Sistrunk Ct., Columbus, GA 31907		Quarterly Scores (Grades)		Current Quarter Score (Grade)
Phone: 706-221-7516		Q1: 93.74 (A-)	Q2: 100.28 (A+)	96.13% (A)
Vendor ID# 144141		Q3: 96.13 (A)	Q4: N/A	
Program Census Information:		# Children in Care During Quarter: 11	# Placements During Quarter: 11	# Children in Care On Last Day: 7
	Avg Performance All CCIs (%)	Provider Performance (%)*	Possible Points (Weight)	Provider Points Earned
OPM Monitoring Reviews				
Annual Comprehensive Reviews	82%	73%	25	18.33
Safety Reviews	85%	93%	15	13.88
Monitoring Sub-Total			40	32.20
CCI Safety Outcomes				
Incidence of Maltreatment	0.06%	No Substantiated Reports	10	10.00
Staff Training/Foundations	94%	100%	5	5.00
Staff Safety Checks	86%	90%	5	4.50
Safety Sub-Total			20	19.50
CCI Permanency Outcomes				
Placement Stability	90%	91%	15	13.65
Permanency Sub-Total			15	13.65
CCI Well-Being Outcomes				
EPSDT Medical Visits	94%	100%	4	4.00
EPSDT Dental Visits	88%	100%	4	4.00
Academic Supports	78%	83%	3	2.49
Provider ECEM Visits	79%	76%	7	5.32
Provider General Contacts	77%	71%	7	4.97
Placements with Siblings	35%	Not Eligible	Not Scored	Not Scored
Placements within Legal County	11%	20%	Not Scored	Not Scored
Well-Being Sub-Total			25	20.78
*Performance calculation descriptions can be found in the FY 2020 RBWO PBP Measurements and Standards Guide.				

Monitoring & Outcomes: Possible Points = 100		Points Earned = 86.13	
Score Before Incentives Credit			86.13%
Incentives Awarded			10.00 pts
PBP Verification			N/A pts
Total Score			96.13%



DHS, DFCS, Office of Provider Management
Performance-Based Placement Measures
RBWO Provider GA+SCORECARD - CCI
Report Quarter: Q3 FY2020



Provider/Program Name: Changing Lives S&P Inc. - Sistrunk (5245) - CCI

Program Census Information:		# Children in Care During Quarter: 11	# Placements During Quarter: 11	# Children in Care On Last Day: 7
CCI Incentive Credits	Avg Performance All CCIs (Points)	Provider Performance (%)*	Possible Points (Weight)	Provider Points Earned
Early EPSDT Medical Visits		100%	2	2.00
Early EPSDT Dental Visits		100%	2	2.00
Permanency Contacts		0%	5	0.00
Additional Academic Supports		44%	2	0.88
HS Grad/GED/Prof or Trade Certificate/College		N/A	10/5/5/1	
EYSS Agreement		0%	5	0.00
Community Connections		0%	4	0.00
Active Agency Accreditation		50%	4	2.00
Staff Clinical Licensure		0%	5	0.00
Behavior Management (threshold = 0)		100%	4	4.00
Incentives Total	7.45			10.88
Maximum total combined incentive credit allowed is 10 points.			Incentives Awarded	10.00

*Performance calculation descriptions can be found in the FY 2020 RBWO PBP Measurements and Standards Guide.

Child Protective Services Investigations and Dispositions

The following investigations data, which is not used for scoring but is considered significant to a provider's performance, is from Georgia SHINES and is not considered final or complete until the end of the fiscal year.

Total Reports:	0
Number Screened In:	0
Number Screened Out:	0
Number Substantiated:	0
Number Unsubstantiated:	0
Number Active CPS Investigations:	0



DHS, DFCS, Office of Provider Management
Performance-Based Placement Measures
RBWO Provider GA+SCORECARD - CCI
Report Quarter: Q3 FY2020



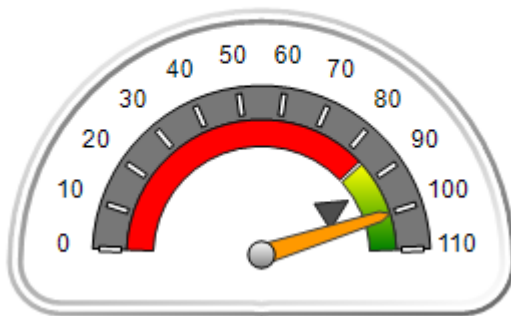
Provider/Program Name: CHRIS 180 Inc. - Dekalb (597) - CCI

2914 Cocklebur Trail, Decatur, GA 30030	Quarterly Scores (Grades)		Current Quarter Score (Grade)
Phone: (404) 284-0109	Q1: 101.13 (A+)	Q2: 100.12 (A+)	100.18% (A+)
Vendor ID# 35278	Q3: 100.18 (A+)	Q4: N/A	
Program Census Information:	# Children in Care During Quarter: 10	# Placements During Quarter: 10	# Children in Care On Last Day: 6

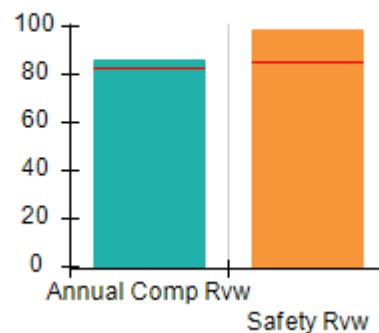
Quarterly Provider Comparisons to All CCIs

▼ — indicates average for all CCIs

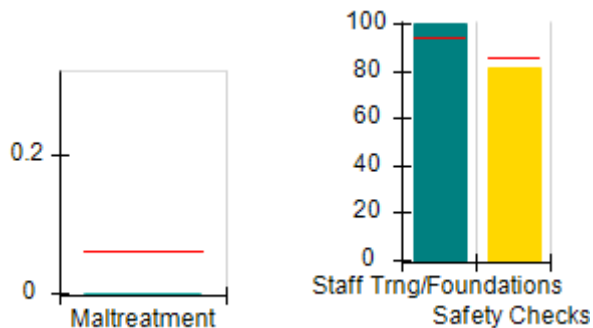
Overall Score (%)



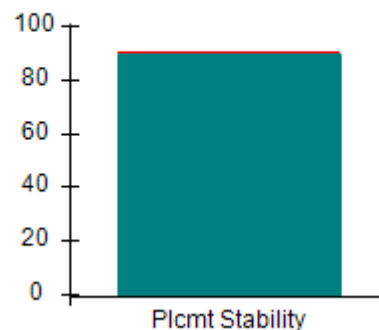
OPM Monitoring Reviews (%)



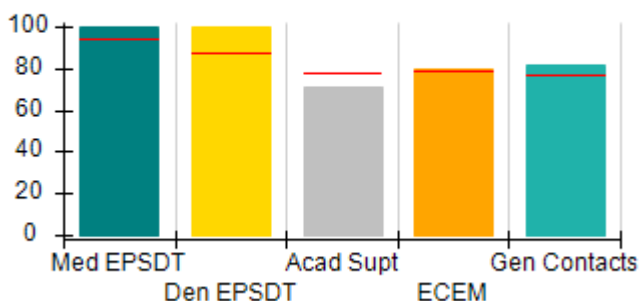
Safety Outcomes (%)



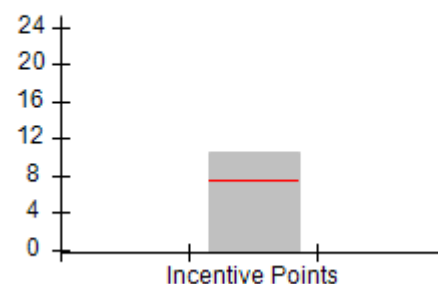
Permanency Outcomes (%)



Well-Being Outcomes (%)



Incentives Earned (Points)





DHS, DFCS, Office of Provider Management
Performance-Based Placement Measures
RBWO Provider GA+SCORECARD - CCI
 Report Quarter: Q3 FY2020



Provider/Program Name: CHRIS 180 Inc. - Dekalb (597) - CCI				
2914 Cocklebur Trail, Decatur, GA 30030		Quarterly Scores (Grades)		Current Quarter Score (Grade)
Phone: (404) 284-0109		Q1: 101.13 (A+)	Q2: 100.12 (A+)	100.18% (A+)
Vendor ID# 35278		Q3: 100.18 (A+)	Q4: N/A	
Program Census Information:		# Children in Care During Quarter: 10	# Placements During Quarter: 10	# Children in Care On Last Day: 6
	Avg Performance All CCIs (%)	Provider Performance (%)*	Possible Points (Weight)	Provider Points Earned
OPM Monitoring Reviews				
Annual Comprehensive Reviews	82%	86%	25	21.41
Safety Reviews	85%	98%	15	14.75
Monitoring Sub-Total			40	36.16
CCI Safety Outcomes				
Incidence of Maltreatment	0.06%	No Substantiated Reports	10	10.00
Staff Training/Foundations	94%	100%	5	5.00
Staff Safety Checks	86%	81%	5	4.05
Safety Sub-Total			20	19.05
CCI Permanency Outcomes				
Placement Stability	90%	90%	15	13.50
Permanency Sub-Total			15	13.50
CCI Well-Being Outcomes				
EPSDT Medical Visits	94%	100%	4	4.00
EPSDT Dental Visits	88%	100%	4	4.00
Academic Supports	78%	71%	3	2.13
Provider ECEM Visits	79%	80%	7	5.60
Provider General Contacts	77%	82%	7	5.74
Placements with Siblings	35%	Not Eligible	Not Scored	Not Scored
Placements within Legal County	11%	25%	Not Scored	Not Scored
Well-Being Sub-Total			25	21.47
*Performance calculation descriptions can be found in the FY 2020 RBWO PBP Measurements and Standards Guide.				

Monitoring & Outcomes: Possible Points = 100		Points Earned = 90.18	
Score Before Incentives Credit			90.18%
Incentives Awarded			10.00 pts
PBP Verification			N/A pts
Total Score			100.18%



DHS, DFCS, Office of Provider Management
Performance-Based Placement Measures
RBWO Provider GA+SCORECARD - CCI
Report Quarter: Q3 FY2020



Provider/Program Name: CHRIS 180 Inc. - Dekalb (597) - CCI

Program Census Information:		# Children in Care During Quarter: 10	# Placements During Quarter: 10	# Children in Care On Last Day: 6
CCI Incentive Credits	Avg Performance All CCIs (Points)	Provider Performance (%)*	Possible Points (Weight)	Provider Points Earned
Early EPSDT Medical Visits		100%	2	2.00
Early EPSDT Dental Visits		100%	2	2.00
Permanency Contacts		0%	5	0.00
Additional Academic Supports		0%	2	0.00
HS Grad/GED/Prof or Trade Certificate/College		N/A	10/5/5/1	
EYSS Agreement		Not Eligible	5	
Community Connections		0%	4	0.00
Active Agency Accreditation		50%	4	2.00
Staff Clinical Licensure		10%	5	0.50
Behavior Management (threshold = 0)		100%	4	4.00
Incentives Total	7.45			10.50
Maximum total combined incentive credit allowed is 10 points.			Incentives Awarded	10.00

*Performance calculation descriptions can be found in the FY 2020 RBWO PBP Measurements and Standards Guide.

Child Protective Services Investigations and Dispositions

The following investigations data, which is not used for scoring but is considered significant to a provider's performance, is from Georgia SHINES and is not considered final or complete until the end of the fiscal year.

Total Reports:	0
Number Screened In:	0
Number Screened Out:	0
Number Substantiated:	0
Number Unsubstantiated:	0
Number Active CPS Investigations:	0



DHS, DFCS, Office of Provider Management
Performance-Based Placement Measures
RBWO Provider GA+SCORECARD - CCI
Report Quarter: Q3 FY2020



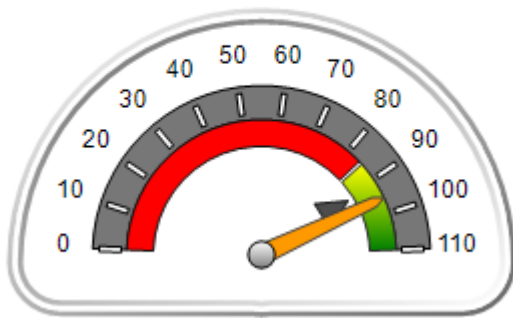
Provider/Program Name: CHRIS 180 Inc. - Douglas (598) - CCI

3819 Chattahoochee Dr., Douglasville, GA 30135	Quarterly Scores (Grades)		Current Quarter Score (Grade)
Phone: 770-942-1540	Q1: 86.60 (B)	Q2: 95.59 (A)	95.67% (A)
Vendor ID# 35277	Q3: 95.67 (A)	Q4: N/A	
Program Census Information:	# Children in Care During Quarter: 8	# Placements During Quarter: 8	# Children in Care On Last Day: 6

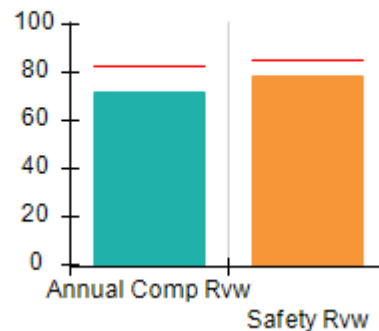
Quarterly Provider Comparisons to All CCIs

▼ — indicates average for all CCIs

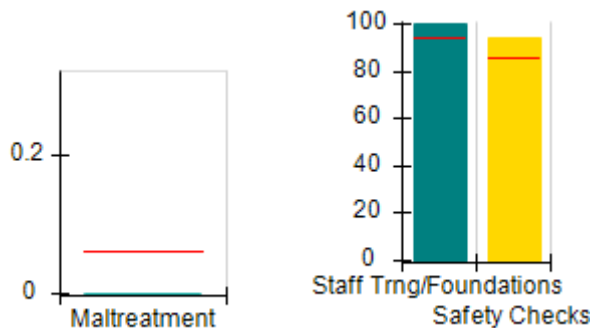
Overall Score (%)



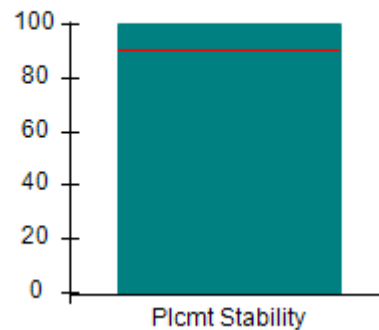
OPM Monitoring Reviews (%)



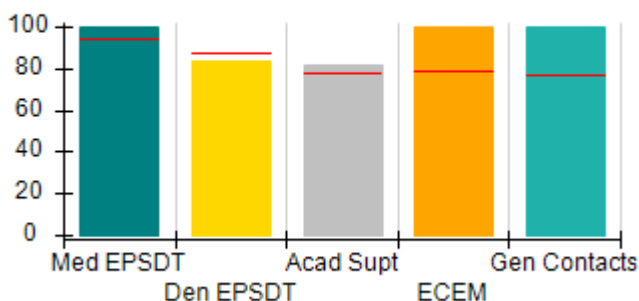
Safety Outcomes (%)



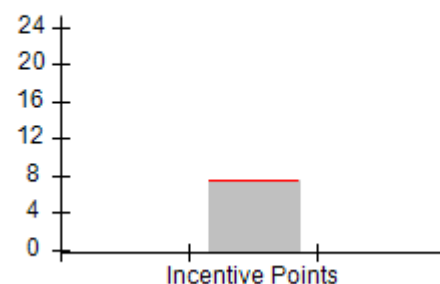
Permanency Outcomes (%)



Well-Being Outcomes (%)



Incentives Earned (Points)





DHS, DFCS, Office of Provider Management
Performance-Based Placement Measures
RBWO Provider GA+SCORECARD - CCI
 Report Quarter: Q3 FY2020



Provider/Program Name: CHRIS 180 Inc. - Douglas (598) - CCI				
3819 Chattahoochee Dr., Douglasville, GA 30135		Quarterly Scores (Grades)		Current Quarter Score (Grade)
Phone: 770-942-1540		Q1: 86.60 (B)	Q2: 95.59 (A)	95.67% (A)
Vendor ID# 35277		Q3: 95.67 (A)	Q4: N/A	
Program Census Information:		# Children in Care During Quarter: 8	# Placements During Quarter: 8	# Children in Care On Last Day: 6
	Avg Performance All CCIs (%)	Provider Performance (%)*	Possible Points (Weight)	Provider Points Earned
OPM Monitoring Reviews				
Annual Comprehensive Reviews	82%	72%	25	17.94
Safety Reviews	85%	78%	15	11.75
Monitoring Sub-Total			40	29.69
CCI Safety Outcomes				
Incidence of Maltreatment	0.06%	No Substantiated Reports	10	10.00
Staff Training/Foundations	94%	100%	5	5.00
Staff Safety Checks	86%	94%	5	4.70
Safety Sub-Total			20	19.70
CCI Permanency Outcomes				
Placement Stability	90%	100%	15	15.00
Permanency Sub-Total			15	15.00
CCI Well-Being Outcomes				
EPSDT Medical Visits	94%	100%	4	4.00
EPSDT Dental Visits	88%	83%	4	3.32
Academic Supports	78%	82%	3	2.46
Provider ECEM Visits	79%	100%	7	7.00
Provider General Contacts	77%	100%	7	7.00
Placements with Siblings	35%	0%	Not Scored	Not Scored
Placements within Legal County	11%	0%	Not Scored	Not Scored
Well-Being Sub-Total			25	23.78
*Performance calculation descriptions can be found in the FY 2020 RBWO PBP Measurements and Standards Guide.				

Monitoring & Outcomes: Possible Points = 100		Points Earned = 88.17	
Score Before Incentives Credit			88.17%
Incentives Awarded			7.50 pts
PBP Verification			N/A pts
Total Score			95.67%



DHS, DFCS, Office of Provider Management
Performance-Based Placement Measures
RBWO Provider GA+SCORECARD - CCI
Report Quarter: Q3 FY2020



Provider/Program Name: CHRIS 180 Inc. - Douglas (598) - CCI

Program Census Information:		# Children in Care During Quarter: 8	# Placements During Quarter: 8	# Children in Care On Last Day: 6
CCI Incentive Credits	Avg Performance All CCIs (Points)	Provider Performance (%)*	Possible Points (Weight)	Provider Points Earned
Early EPSDT Medical Visits		Not Eligible	2	
Early EPSDT Dental Visits		50%	2	1.00
Permanency Contacts		0%	5	0.00
Additional Academic Supports		0%	2	0.00
HS Grad/GED/Prof or Trade Certificate/College		N/A	10/5/5/1	
EYSS Agreement		Not Eligible	5	
Community Connections		0%	4	0.00
Active Agency Accreditation		50%	4	2.00
Staff Clinical Licensure		10%	5	0.50
Behavior Management (threshold = 0)		100%	4	4.00
Incentives Total	7.45			7.50
Maximum total combined incentive credit allowed is 10 points.			Incentives Awarded	7.50

*Performance calculation descriptions can be found in the FY 2020 RBWO PBP Measurements and Standards Guide.

Child Protective Services Investigations and Dispositions

The following investigations data, which is not used for scoring but is considered significant to a provider's performance, is from Georgia SHINES and is not considered final or complete until the end of the fiscal year.

Total Reports:	0
Number Screened In:	0
Number Screened Out:	0
Number Substantiated:	0
Number Unsubstantiated:	0
Number Active CPS Investigations:	0



DHS, DFCS, Office of Provider Management
Performance-Based Placement Measures
RBWO Provider GA+SCORECARD - CCI
Report Quarter: Q3 FY2020



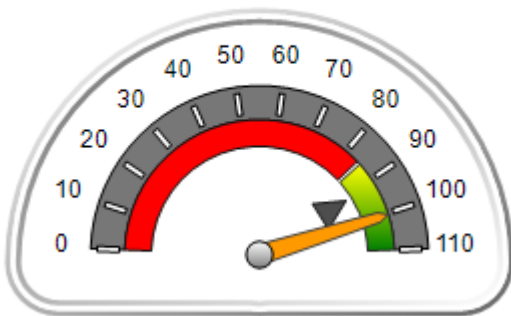
Provider/Program Name: CHRIS 180 Inc. - Ellenwood (599) - CCI

4489 Northwind Dr., Ellenwood, GA 30294	Quarterly Scores (Grades)		Current Quarter Score (Grade)
Phone: 404-212-5035	Q1: 103.65 (A+)	Q2: 103.20 (A+)	100.47% (A+)
Vendor ID# 35282	Q3: 100.47 (A+)	Q4: N/A	
Program Census Information:	# Children in Care During Quarter: 7	# Placements During Quarter: 7	# Children in Care On Last Day: 6

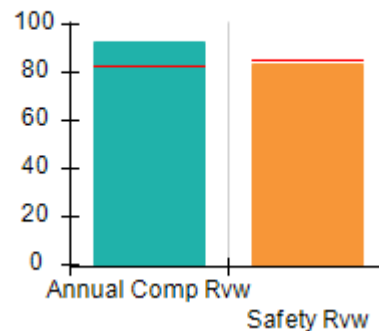
Quarterly Provider Comparisons to All CCIs

▼ — indicates average for all CCIs

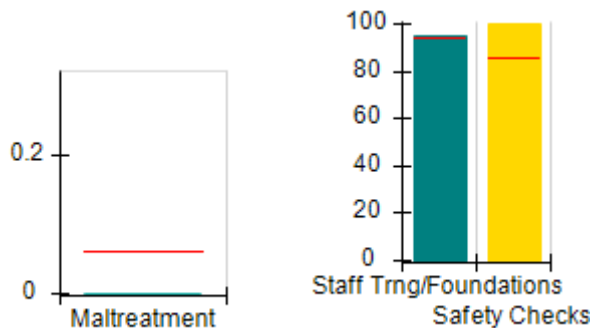
Overall Score (%)



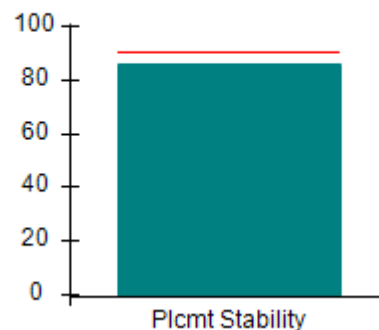
OPM Monitoring Reviews (%)



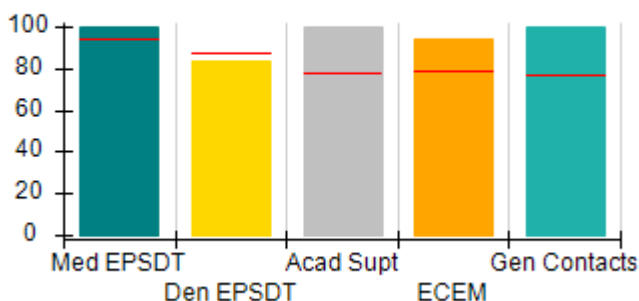
Safety Outcomes (%)



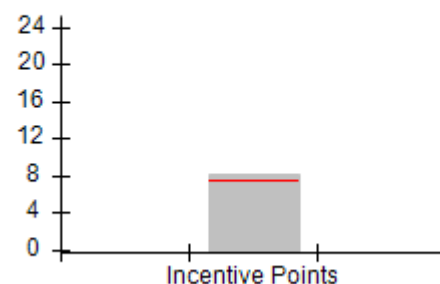
Permanency Outcomes (%)



Well-Being Outcomes (%)



Incentives Earned (Points)





DHS, DFCS, Office of Provider Management
Performance-Based Placement Measures
RBWO Provider GA+SCORECARD - CCI
 Report Quarter: Q3 FY2020



Provider/Program Name: CHRIS 180 Inc. - Ellenwood (599) - CCI				
4489 Northwind Dr., Ellenwood, GA 30294		Quarterly Scores (Grades)		Current Quarter Score (Grade)
Phone: 404-212-5035		Q1: 103.65 (A+)	Q2: 103.20 (A+)	100.47% (A+)
Vendor ID# 35282		Q3: 100.47 (A+)	Q4: N/A	
Program Census Information:		# Children in Care During Quarter: 7	# Placements During Quarter: 7	# Children in Care On Last Day: 6
	Avg Performance All CCIs (%)	Provider Performance (%)*	Possible Points (Weight)	Provider Points Earned
OPM Monitoring Reviews				
Annual Comprehensive Reviews	82%	93%	25	23.16
Safety Reviews	85%	84%	15	12.56
Monitoring Sub-Total			40	35.72
CCI Safety Outcomes				
Incidence of Maltreatment	0.06%	No Substantiated Reports	10	10.00
Staff Training/Foundations	94%	95%	5	4.75
Staff Safety Checks	86%	100%	5	5.00
Safety Sub-Total			20	19.75
CCI Permanency Outcomes				
Placement Stability	90%	86%	15	12.90
Permanency Sub-Total			15	12.90
CCI Well-Being Outcomes				
EPSDT Medical Visits	94%	100%	4	4.00
EPSDT Dental Visits	88%	83%	4	3.32
Academic Supports	78%	100%	3	3.00
Provider ECEM Visits	79%	94%	7	6.58
Provider General Contacts	77%	100%	7	7.00
Placements with Siblings	35%	50%	Not Scored	Not Scored
Placements within Legal County	11%	0%	Not Scored	Not Scored
Well-Being Sub-Total			25	23.90
*Performance calculation descriptions can be found in the FY 2020 RBWO PBP Measurements and Standards Guide.				

Monitoring & Outcomes: Possible Points = 100		Points Earned = 92.27	
Score Before Incentives Credit			92.27%
Incentives Awarded			8.20 pts
PBP Verification			N/A pts
Total Score			100.47%



DHS, DFCS, Office of Provider Management
Performance-Based Placement Measures
RBWO Provider GA+SCORECARD - CCI
Report Quarter: Q3 FY2020



Provider/Program Name: CHRIS 180 Inc. - Ellenwood (599) - CCI

Program Census Information:		# Children in Care During Quarter: 7	# Placements During Quarter: 7	# Children in Care On Last Day: 6
CCI Incentive Credits	Avg Performance All CCIs (Points)	Provider Performance (%)*	Possible Points (Weight)	Provider Points Earned
Early EPSDT Medical Visits		Not Eligible	2	
Early EPSDT Dental Visits		67%	2	1.34
Permanency Contacts		0%	5	0.00
Additional Academic Supports		18%	2	0.36
HS Grad/GED/Prof or Trade Certificate/College		N/A	10/5/5/1	
EYSS Agreement		Not Eligible	5	
Community Connections		0%	4	0.00
Active Agency Accreditation		50%	4	2.00
Staff Clinical Licensure		10%	5	0.50
Behavior Management (threshold = 0)		100%	4	4.00
Incentives Total	7.45			8.20
Maximum total combined incentive credit allowed is 10 points.			Incentives Awarded	8.20

*Performance calculation descriptions can be found in the FY 2020 RBWO PBP Measurements and Standards Guide.

Child Protective Services Investigations and Dispositions

The following investigations data, which is not used for scoring but is considered significant to a provider's performance, is from Georgia SHINES and is not considered final or complete until the end of the fiscal year.

Total Reports:	1
Number Screened In:	0
Number Screened Out:	1
Number Substantiated:	0
Number Unsubstantiated:	1
Number Active CPS Investigations:	-1



DHS, DFCS, Office of Provider Management
Performance-Based Placement Measures
RBWO Provider GA+SCORECARD - CCI
Report Quarter: Q3 FY2020



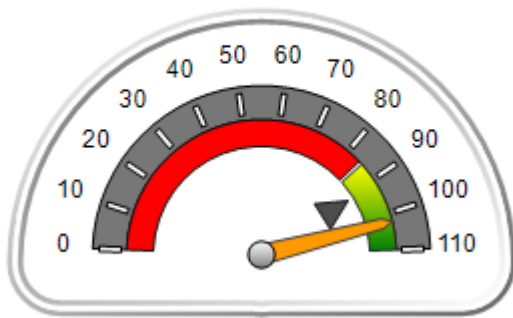
Provider/Program Name: CHRIS 180 Inc. - Fulton (601) - CCI

3686 Calmer Circle, East Point, GA 30344	Quarterly Scores (Grades)		Current Quarter Score (Grade)
Phone: (404) 768-4527	Q1: 97.67 (A+)	Q2: 102.34 (A+)	102.31% (A+)
Vendor ID# 35281	Q3: 102.31 (A+)	Q4: N/A	
Program Census Information:	# Children in Care During Quarter: 8	# Placements During Quarter: 8	# Children in Care On Last Day: 6

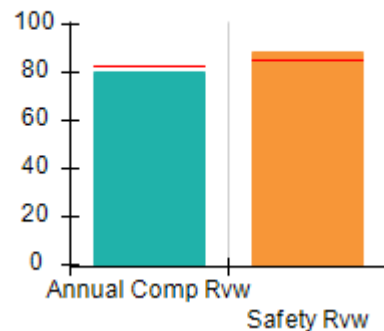
Quarterly Provider Comparisons to All CCIs

▼ — indicates average for all CCIs

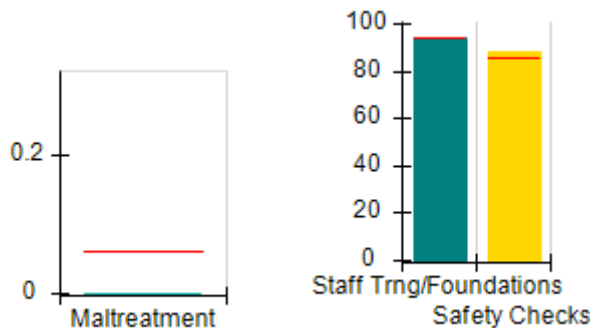
Overall Score (%)



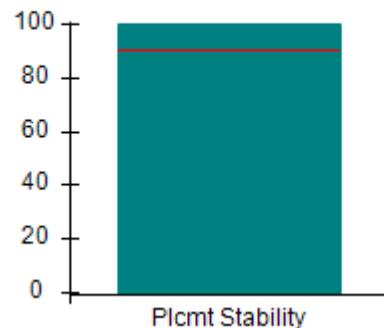
OPM Monitoring Reviews (%)



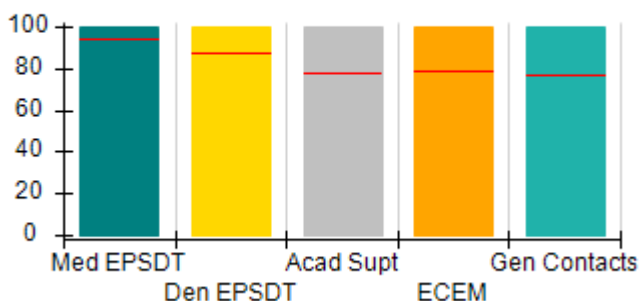
Safety Outcomes (%)



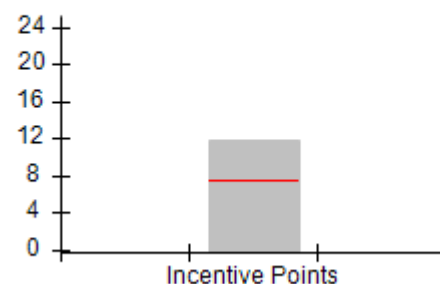
Permanency Outcomes (%)



Well-Being Outcomes (%)



Incentives Earned (Points)





DHS, DFCS, Office of Provider Management
Performance-Based Placement Measures
RBWO Provider GA+SCORECARD - CCI
 Report Quarter: Q3 FY2020



Provider/Program Name: CHRIS 180 Inc. - Fulton (601) - CCI				
3686 Calmer Circle, East Point, GA 30344		Quarterly Scores (Grades)		Current Quarter Score (Grade)
Phone: (404) 768-4527		Q1: 97.67 (A+)	Q2: 102.34 (A+)	102.31% (A+)
Vendor ID# 35281		Q3: 102.31 (A+)	Q4: N/A	
Program Census Information:		# Children in Care During Quarter: 8	# Placements During Quarter: 8	# Children in Care On Last Day: 6
	Avg Performance All CCIs (%)	Provider Performance (%)*	Possible Points (Weight)	Provider Points Earned
OPM Monitoring Reviews				
Annual Comprehensive Reviews	82%	80%	25	19.96
Safety Reviews	85%	88%	15	13.25
Monitoring Sub-Total			40	33.21
CCI Safety Outcomes				
Incidence of Maltreatment	0.06%	No Substantiated Reports	10	10.00
Staff Training/Foundations	94%	94%	5	4.70
Staff Safety Checks	86%	88%	5	4.40
Safety Sub-Total			20	19.10
CCI Permanency Outcomes				
Placement Stability	90%	100%	15	15.00
Permanency Sub-Total			15	15.00
CCI Well-Being Outcomes				
EPSDT Medical Visits	94%	100%	4	4.00
EPSDT Dental Visits	88%	100%	4	4.00
Academic Supports	78%	100%	3	3.00
Provider ECEM Visits	79%	100%	7	7.00
Provider General Contacts	77%	100%	7	7.00
Placements with Siblings	35%	Not Eligible	Not Scored	Not Scored
Placements within Legal County	11%	0%	Not Scored	Not Scored
Well-Being Sub-Total			25	25.00
*Performance calculation descriptions can be found in the FY 2020 RBWO PBP Measurements and Standards Guide.				

Monitoring & Outcomes: Possible Points = 100		Points Earned = 92.31	
Score Before Incentives Credit			92.31%
Incentives Awarded			10.00 pts
PBP Verification			N/A pts
Total Score			102.31%



DHS, DFCS, Office of Provider Management
Performance-Based Placement Measures
RBWO Provider GA+SCORECARD - CCI
Report Quarter: Q3 FY2020



Provider/Program Name: CHRIS 180 Inc. - Fulton (601) - CCI

Program Census Information:		# Children in Care During Quarter: 8	# Placements During Quarter: 8	# Children in Care On Last Day: 6
CCI Incentive Credits	Avg Performance All CCIs (Points)	Provider Performance (%)*	Possible Points (Weight)	Provider Points Earned
Early EPSDT Medical Visits		100%	2	2.00
Early EPSDT Dental Visits		100%	2	2.00
Permanency Contacts		0%	5	0.00
Additional Academic Supports		65%	2	1.30
HS Grad/GED/Prof or Trade Certificate/College		N/A	10/5/5/1	
EYSS Agreement		Not Eligible	5	
Community Connections		0%	4	0.00
Active Agency Accreditation		50%	4	2.00
Staff Clinical Licensure		10%	5	0.50
Behavior Management (threshold = 0)		100%	4	4.00
Incentives Total	7.45			11.80
Maximum total combined incentive credit allowed is 10 points.			Incentives Awarded	10.00

*Performance calculation descriptions can be found in the FY 2020 RBWO PBP Measurements and Standards Guide.

Child Protective Services Investigations and Dispositions

The following investigations data, which is not used for scoring but is considered significant to a provider's performance, is from Georgia SHINES and is not considered final or complete until the end of the fiscal year.

Total Reports:	0
Number Screened In:	0
Number Screened Out:	0
Number Substantiated:	0
Number Unsubstantiated:	0
Number Active CPS Investigations:	0



DHS, DFCS, Office of Provider Management
Performance-Based Placement Measures
RBWO Provider GA+SCORECARD - CCI
Report Quarter: Q3 FY2020



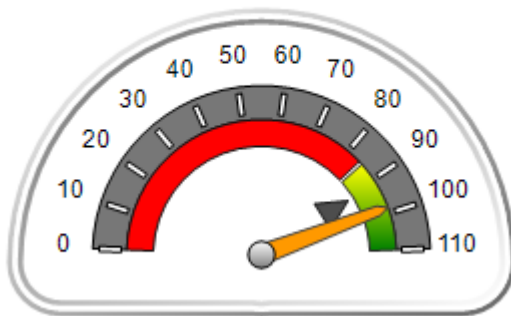
Provider/Program Name: CHRIS 180 Inc. - Gwinnett (602) - CCI

2552 Poplar St., Snellville, GA 30278	Quarterly Scores (Grades)		Current Quarter Score (Grade)
Phone: 770-978-3549	Q1: 95.61 (A)	Q2: 102.79 (A+)	98.46% (A+)
Vendor ID# 35280	Q3: 98.46 (A+)	Q4: N/A	
Program Census Information:	# Children in Care During Quarter: 6	# Placements During Quarter: 6	# Children in Care On Last Day: 5

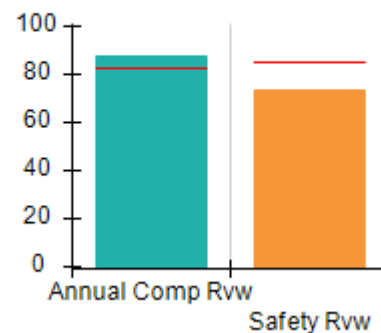
Quarterly Provider Comparisons to All CCIs

▼ — indicates average for all CCIs

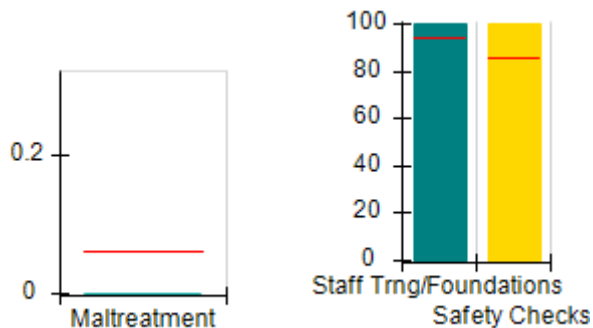
Overall Score (%)



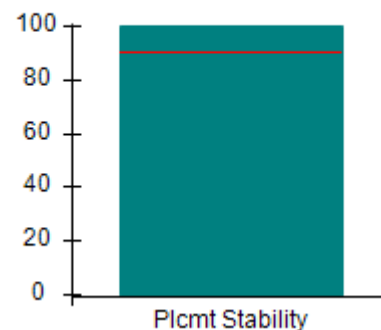
OPM Monitoring Reviews (%)



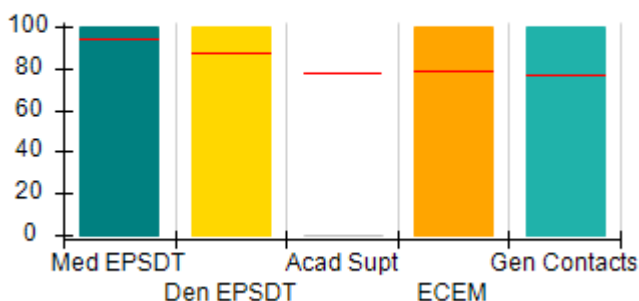
Safety Outcomes (%)



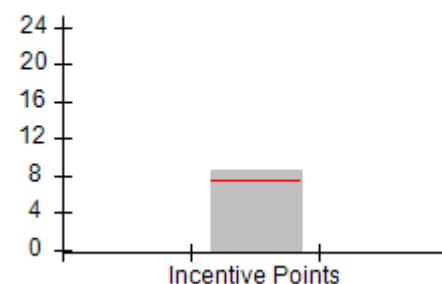
Permanency Outcomes (%)



Well-Being Outcomes (%)



Incentives Earned (Points)





DHS, DFCS, Office of Provider Management
Performance-Based Placement Measures
RBWO Provider GA+SCORECARD - CCI
 Report Quarter: Q3 FY2020



Provider/Program Name: CHRIS 180 Inc. - Gwinnett (602) - CCI				
2552 Poplar St., Snellville, GA 30278		Quarterly Scores (Grades)		Current Quarter Score (Grade)
Phone: 770-978-3549		Q1: 95.61 (A)	Q2: 102.79 (A+)	98.46% (A+)
Vendor ID# 35280		Q3: 98.46 (A+)	Q4: N/A	
Program Census Information:		# Children in Care During Quarter: 6	# Placements During Quarter: 6	# Children in Care On Last Day: 5
	Avg Performance All CCIs (%)	Provider Performance (%)*	Possible Points (Weight)	Provider Points Earned
OPM Monitoring Reviews				
Annual Comprehensive Reviews	82%	88%	25	21.89
Safety Reviews	85%	74%	15	11.06
Monitoring Sub-Total			40	32.96
CCI Safety Outcomes				
Incidence of Maltreatment	0.06%	No Substantiated Reports	10	10.00
Staff Training/Foundations	94%	100%	5	5.00
Staff Safety Checks	86%	100%	5	5.00
Safety Sub-Total			20	20.00
CCI Permanency Outcomes				
Placement Stability	90%	100%	15	15.00
Permanency Sub-Total			15	15.00
CCI Well-Being Outcomes				
EPSDT Medical Visits	94%	100%	4	4.00
EPSDT Dental Visits	88%	100%	4	4.00
Academic Supports	78%	0%	3	0.00
Provider ECEM Visits	79%	100%	7	7.00
Provider General Contacts	77%	100%	7	7.00
Placements with Siblings	35%	Not Eligible	Not Scored	Not Scored
Placements within Legal County	11%	Not Eligible	Not Scored	Not Scored
Well-Being Sub-Total			25	22.00
*Performance calculation descriptions can be found in the FY 2020 RBWO PBP Measurements and Standards Guide.				

Monitoring & Outcomes: Possible Points = 100		Points Earned = 89.96	
Score Before Incentives Credit			89.96%
Incentives Awarded			8.50 pts
PBP Verification			N/A pts
Total Score			98.46%



DHS, DFCS, Office of Provider Management
Performance-Based Placement Measures
RBWO Provider GA+SCORECARD - CCI
Report Quarter: Q3 FY2020



Provider/Program Name: CHRIS 180 Inc. - Gwinnett (602) - CCI

Program Census Information:		# Children in Care During Quarter: 6	# Placements During Quarter: 6	# Children in Care On Last Day: 5
CCI Incentive Credits	Avg Performance All CCIs (Points)	Provider Performance (%)*	Possible Points (Weight)	Provider Points Earned
Early EPSDT Medical Visits		Not Eligible	2	
Early EPSDT Dental Visits		100%	2	2.00
Permanency Contacts		0%	5	0.00
Additional Academic Supports		0%	2	0.00
HS Grad/GED/Prof or Trade Certificate/College		N/A	10/5/5/1	
EYSS Agreement		Not Eligible	5	
Community Connections		0%	4	0.00
Active Agency Accreditation		50%	4	2.00
Staff Clinical Licensure		10%	5	0.50
Behavior Management (threshold = 0)		100%	4	4.00
Incentives Total	7.45			8.50
Maximum total combined incentive credit allowed is 10 points.			Incentives Awarded	8.50

*Performance calculation descriptions can be found in the FY 2020 RBWO PBP Measurements and Standards Guide.

Child Protective Services Investigations and Dispositions

The following investigations data, which is not used for scoring but is considered significant to a provider's performance, is from Georgia SHINES and is not considered final or complete until the end of the fiscal year.

Total Reports:	1
Number Screened In:	1
Number Screened Out:	0
Number Substantiated:	0
Number Unsubstantiated:	1
Number Active CPS Investigations:	0



DHS, DFCS, Office of Provider Management
Performance-Based Placement Measures
RBWO Provider GA+SCORECARD - CCI
Report Quarter: Q3 FY2020



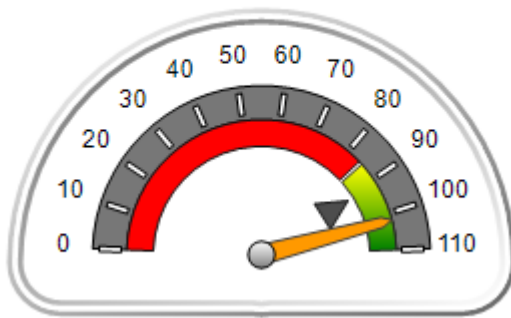
Provider/Program Name: CHRIS 180 Inc. - Rock Shadow (617) - CCI

568 Rock Shadow Ct., Stone Mountain, GA 30087	Quarterly Scores (Grades)		Current Quarter Score (Grade)
Phone: (404) 498-2002	Q1: 98.17 (A+)	Q2: 102.08 (A+)	101.93% (A+)
Vendor ID# 53058	Q3: 101.93 (A+)	Q4: N/A	
Program Census Information:	# Children in Care During Quarter: 6	# Placements During Quarter: 6	# Children in Care On Last Day: 6

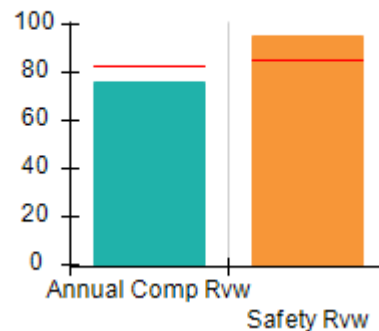
Quarterly Provider Comparisons to All CCIs

▼ — indicates average for all CCIs

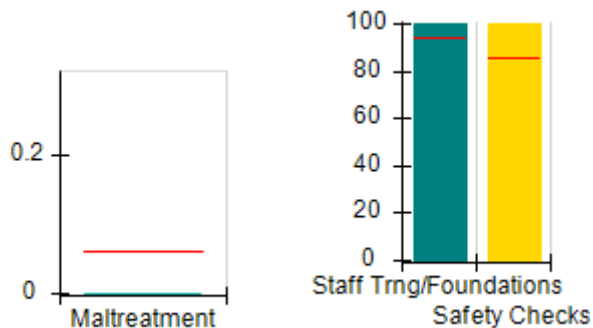
Overall Score (%)



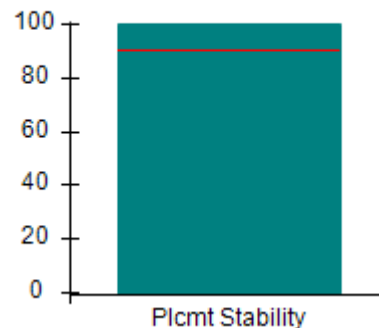
OPM Monitoring Reviews (%)



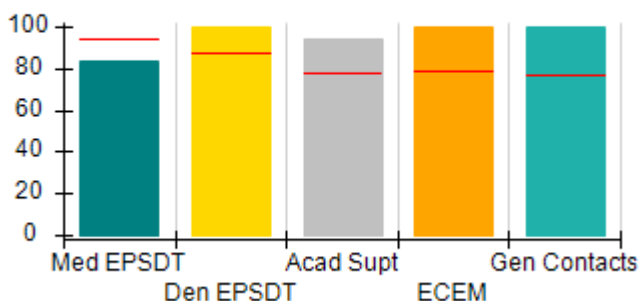
Safety Outcomes (%)



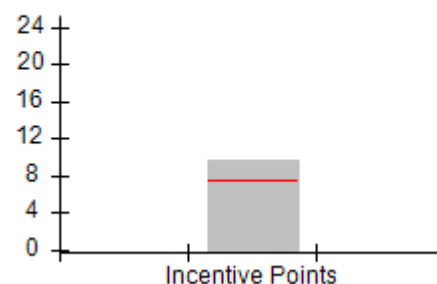
Permanency Outcomes (%)



Well-Being Outcomes (%)



Incentives Earned (Points)





DHS, DFCS, Office of Provider Management
Performance-Based Placement Measures
RBWO Provider GA+SCORECARD - CCI
 Report Quarter: Q3 FY2020



Provider/Program Name: CHRIS 180 Inc. - Rock Shadow (617) - CCI				
568 Rock Shadow Ct., Stone Mountain, GA 30087		Quarterly Scores (Grades)		Current Quarter Score (Grade)
Phone: (404) 498-2002		Q1: 98.17 (A+)	Q2: 102.08 (A+)	101.93% (A+)
Vendor ID# 53058		Q3: 101.93 (A+)	Q4: N/A	
Program Census Information:		# Children in Care During Quarter: 6	# Placements During Quarter: 6	# Children in Care On Last Day: 6
	Avg Performance All CCIs (%)	Provider Performance (%)*	Possible Points (Weight)	Provider Points Earned
OPM Monitoring Reviews				
Annual Comprehensive Reviews	82%	76%	25	18.92
Safety Reviews	85%	95%	15	14.25
Monitoring Sub-Total			40	33.17
CCI Safety Outcomes				
Incidence of Maltreatment	0.06%	No Substantiated Reports	10	10.00
Staff Training/Foundations	94%	100%	5	5.00
Staff Safety Checks	86%	100%	5	5.00
Safety Sub-Total			20	20.00
CCI Permanency Outcomes				
Placement Stability	90%	100%	15	15.00
Permanency Sub-Total			15	15.00
CCI Well-Being Outcomes				
EPSDT Medical Visits	94%	83%	4	3.32
EPSDT Dental Visits	88%	100%	4	4.00
Academic Supports	78%	94%	3	2.82
Provider ECEM Visits	79%	100%	7	7.00
Provider General Contacts	77%	100%	7	7.00
Placements with Siblings	35%	0%	Not Scored	Not Scored
Placements within Legal County	11%	Not Eligible	Not Scored	Not Scored
Well-Being Sub-Total			25	24.14
*Performance calculation descriptions can be found in the FY 2020 RBWO PBP Measurements and Standards Guide.				

Monitoring & Outcomes: Possible Points = 100		Points Earned = 92.31	
Score Before Incentives Credit			92.31%
Incentives Awarded			9.62 pts
PBP Verification			N/A pts
Total Score			101.93%



DHS, DFCS, Office of Provider Management
Performance-Based Placement Measures
RBWO Provider GA+SCORECARD - CCI
Report Quarter: Q3 FY2020



Provider/Program Name: CHRIS 180 Inc. - Rock Shadow (617) - CCI

Program Census Information:		# Children in Care During Quarter: 6	# Placements During Quarter: 6	# Children in Care On Last Day: 6
CCI Incentive Credits	Avg Performance All CCIs (Points)	Provider Performance (%)*	Possible Points (Weight)	Provider Points Earned
Early EPSDT Medical Visits		0%	2	0.00
Early EPSDT Dental Visits		100%	2	2.00
Permanency Contacts		0%	5	0.00
Additional Academic Supports		56%	2	1.12
HS Grad/GED/Prof or Trade Certificate/College		N/A	10/5/5/1	
EYSS Agreement		Not Eligible	5	
Community Connections		0%	4	0.00
Active Agency Accreditation		50%	4	2.00
Staff Clinical Licensure		10%	5	0.50
Behavior Management (threshold = 0)		100%	4	4.00
Incentives Total	7.45			9.62
Maximum total combined incentive credit allowed is 10 points.			Incentives Awarded	9.62

*Performance calculation descriptions can be found in the FY 2020 RBWO PBP Measurements and Standards Guide.

Child Protective Services Investigations and Dispositions

The following investigations data, which is not used for scoring but is considered significant to a provider's performance, is from Georgia SHINES and is not considered final or complete until the end of the fiscal year.

Total Reports:	0
Number Screened In:	0
Number Screened Out:	0
Number Substantiated:	0
Number Unsubstantiated:	0
Number Active CPS Investigations:	0



DHS, DFCS, Office of Provider Management

Performance-Based Placement Measures

RBWO Provider GA+SCORECARD - CCI

Report Quarter: Q3 FY2020



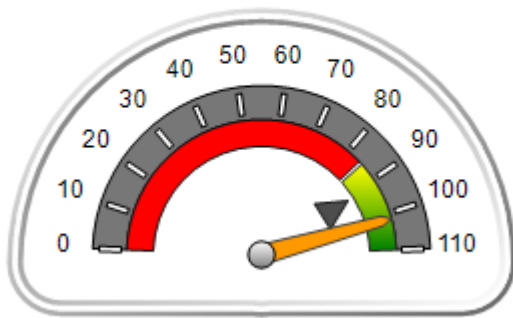
Provider/Program Name: CHRIS 180 Inc. - Sherwood (604) - CCI

569 Sherwood Greens, Stone Mountain, GA 30087	Quarterly Scores (Grades)		Current Quarter Score (Grade)
Phone: (770) 879-7319	Q1: 97.39 (A+)	Q2: 101.91 (A+)	101.54% (A+)
Vendor ID# 53060	Q3: 101.54 (A+)	Q4: N/A	
Program Census Information:	# Children in Care During Quarter: 8	# Placements During Quarter: 8	# Children in Care On Last Day: 6

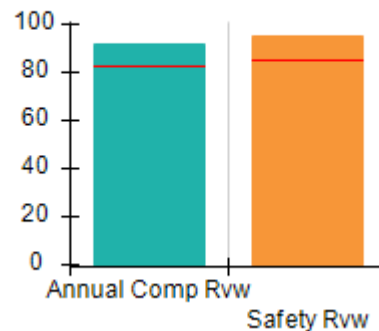
Quarterly Provider Comparisons to All CCIs

▼ indicates average for all CCIs

Overall Score (%)



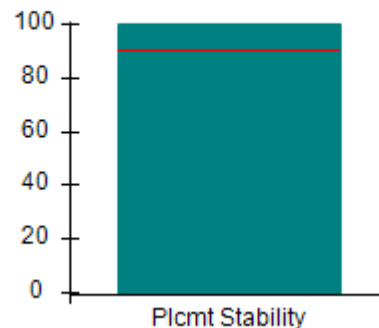
OPM Monitoring Reviews (%)



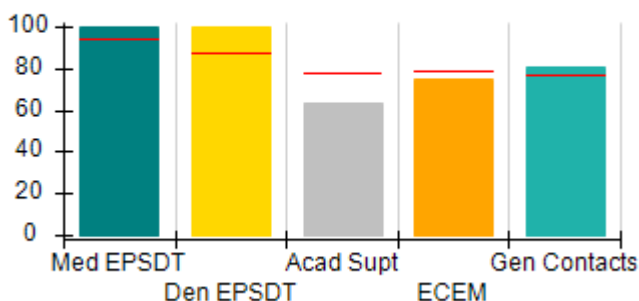
Safety Outcomes (%)



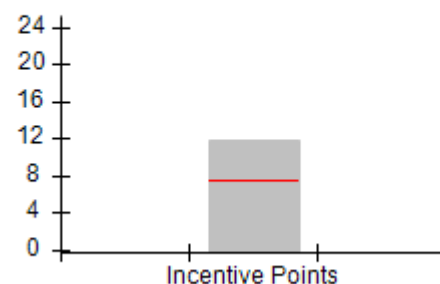
Permanency Outcomes (%)



Well-Being Outcomes (%)



Incentives Earned (Points)





DHS, DFCS, Office of Provider Management
Performance-Based Placement Measures
RBWO Provider GA+SCORECARD - CCI
 Report Quarter: Q3 FY2020



Provider/Program Name: CHRIS 180 Inc. - Sherwood (604) - CCI				
569 Sherwood Greens, Stone Mountain, GA 30087		Quarterly Scores (Grades)		Current Quarter Score (Grade)
Phone: (770) 879-7319		Q1: 97.39 (A+)	Q2: 101.91 (A+)	101.54% (A+)
Vendor ID# 53060		Q3: 101.54 (A+)	Q4: N/A	
Program Census Information:		# Children in Care During Quarter: 8	# Placements During Quarter: 8	# Children in Care On Last Day: 6
	Avg Performance All CCIs (%)	Provider Performance (%)*	Possible Points (Weight)	Provider Points Earned
OPM Monitoring Reviews				
Annual Comprehensive Reviews	82%	92%	25	22.88
Safety Reviews	85%	95%	15	14.25
Monitoring Sub-Total			40	37.13
CCI Safety Outcomes				
Incidence of Maltreatment	0.06%	No Substantiated Reports	10	10.00
Staff Training/Foundations	94%	89%	5	4.45
Staff Safety Checks	86%	83%	5	4.15
Safety Sub-Total			20	18.60
CCI Permanency Outcomes				
Placement Stability	90%	100%	15	15.00
Permanency Sub-Total			15	15.00
CCI Well-Being Outcomes				
EPSDT Medical Visits	94%	100%	4	4.00
EPSDT Dental Visits	88%	100%	4	4.00
Academic Supports	78%	63%	3	1.89
Provider ECEM Visits	79%	75%	7	5.25
Provider General Contacts	77%	81%	7	5.67
Placements with Siblings	35%	100%	Not Scored	Not Scored
Placements within Legal County	11%	0%	Not Scored	Not Scored
Well-Being Sub-Total			25	20.81
*Performance calculation descriptions can be found in the FY 2020 RBWO PBP Measurements and Standards Guide.				

Monitoring & Outcomes: Possible Points = 100		Points Earned = 91.54	
Score Before Incentives Credit			91.54%
Incentives Awarded			10.00 pts
PBP Verification			N/A pts
Total Score			101.54%



DHS, DFCS, Office of Provider Management
Performance-Based Placement Measures
RBWO Provider GA+SCORECARD - CCI
Report Quarter: Q3 FY2020



Provider/Program Name: CHRIS 180 Inc. - Sherwood (604) - CCI

Program Census Information:		# Children in Care During Quarter: 8	# Placements During Quarter: 8	# Children in Care On Last Day: 6
CCI Incentive Credits	Avg Performance All CCIs (Points)	Provider Performance (%)*	Possible Points (Weight)	Provider Points Earned
Early EPSDT Medical Visits		100%	2	2.00
Early EPSDT Dental Visits		100%	2	2.00
Permanency Contacts		0%	5	0.00
Additional Academic Supports		63%	2	1.26
HS Grad/GED/Prof or Trade Certificate/College		N/A	10/5/5/1	
EYSS Agreement		0%	5	0.00
Community Connections		0%	4	0.00
Active Agency Accreditation		50%	4	2.00
Staff Clinical Licensure		10%	5	0.50
Behavior Management (threshold = 0)		100%	4	4.00
Incentives Total	7.45			11.76
Maximum total combined incentive credit allowed is 10 points.			Incentives Awarded	10.00

*Performance calculation descriptions can be found in the FY 2020 RBWO PBP Measurements and Standards Guide.

Child Protective Services Investigations and Dispositions

The following investigations data, which is not used for scoring but is considered significant to a provider's performance, is from Georgia SHINES and is not considered final or complete until the end of the fiscal year.

Total Reports:	0
Number Screened In:	0
Number Screened Out:	0
Number Substantiated:	0
Number Unsubstantiated:	0
Number Active CPS Investigations:	0



DHS, DFCS, Office of Provider Management

Performance-Based Placement Measures

RBWO Provider GA+SCORECARD - CCI

Report Quarter: Q3 FY2020



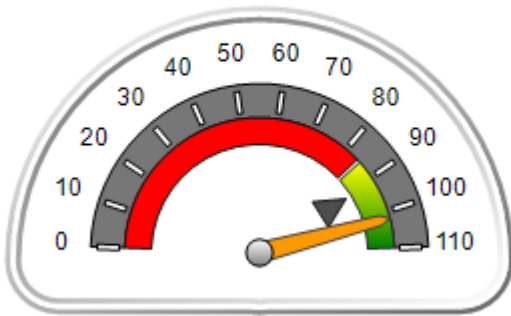
Provider/Program Name: CHRIS 180 Inc. - Stephenson (605) - CCI

505 Stephenson Rd., Stone Mountain, GA 30087	Quarterly Scores (Grades)		Current Quarter Score (Grade)
Phone: (770) 413-0741	Q1: 103.80 (A+)	Q2: 104.29 (A+)	101.98% (A+)
Vendor ID# 53061	Q3: 101.98 (A+)	Q4: N/A	
Program Census Information:	# Children in Care During Quarter: 7	# Placements During Quarter: 7	# Children in Care On Last Day: 4

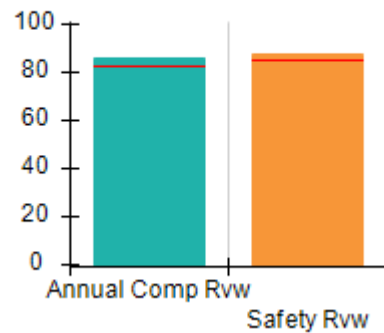
Quarterly Provider Comparisons to All CCIs

▼ — indicates average for all CCIs

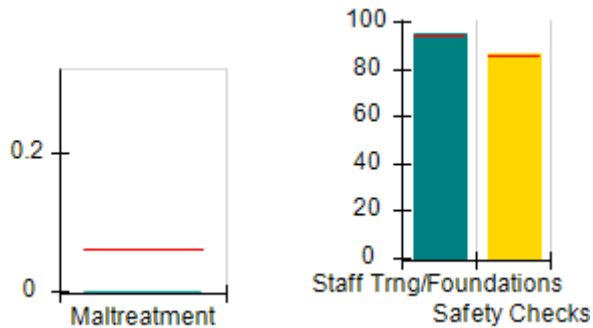
Overall Score (%)



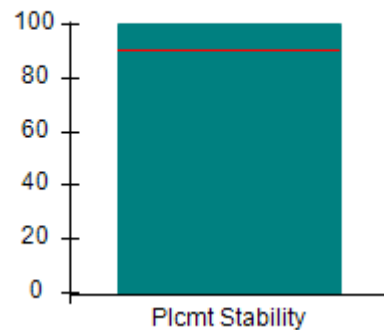
OPM Monitoring Reviews (%)



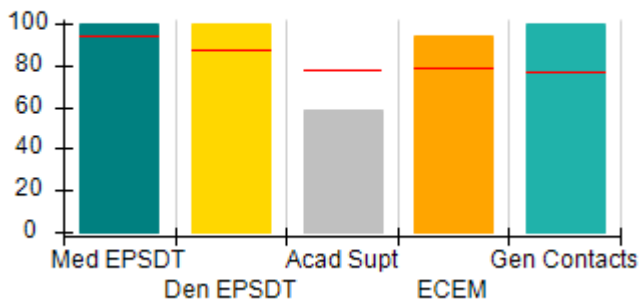
Safety Outcomes (%)



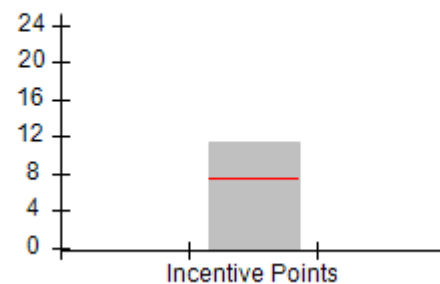
Permanency Outcomes (%)



Well-Being Outcomes (%)



Incentives Earned (Points)





DHS, DFCS, Office of Provider Management
Performance-Based Placement Measures
RBWO Provider GA+SCORECARD - CCI
 Report Quarter: Q3 FY2020



Provider/Program Name: CHRIS 180 Inc. - Stephenson (605) - CCI				
505 Stephenson Rd., Stone Mountain, GA 30087		Quarterly Scores (Grades)		Current Quarter Score (Grade)
Phone: (770) 413-0741		Q1: 103.80 (A+)	Q2: 104.29 (A+)	101.98% (A+)
Vendor ID# 53061		Q3: 101.98 (A+)	Q4: N/A	
Program Census Information:		# Children in Care During Quarter: 7	# Placements During Quarter: 7	# Children in Care On Last Day: 4
	Avg Performance All CCIs (%)	Provider Performance (%)*	Possible Points (Weight)	Provider Points Earned
OPM Monitoring Reviews				
Annual Comprehensive Reviews	82%	86%	25	21.45
Safety Reviews	85%	88%	15	13.13
Monitoring Sub-Total			40	34.58
CCI Safety Outcomes				
Incidence of Maltreatment	0.06%	No Substantiated Reports	10	10.00
Staff Training/Foundations	94%	95%	5	4.75
Staff Safety Checks	86%	86%	5	4.30
Safety Sub-Total			20	19.05
CCI Permanency Outcomes				
Placement Stability	90%	100%	15	15.00
Permanency Sub-Total			15	15.00
CCI Well-Being Outcomes				
EPSDT Medical Visits	94%	100%	4	4.00
EPSDT Dental Visits	88%	100%	4	4.00
Academic Supports	78%	59%	3	1.77
Provider ECEM Visits	79%	94%	7	6.58
Provider General Contacts	77%	100%	7	7.00
Placements with Siblings	35%	0%	Not Scored	Not Scored
Placements within Legal County	11%	0%	Not Scored	Not Scored
Well-Being Sub-Total			25	23.35
*Performance calculation descriptions can be found in the FY 2020 RBWO PBP Measurements and Standards Guide.				

Monitoring & Outcomes: Possible Points = 100		Points Earned = 91.98	
Score Before Incentives Credit			91.98%
Incentives Awarded			10.00 pts
PBP Verification			N/A pts
Total Score			101.98%



DHS, DFCS, Office of Provider Management
Performance-Based Placement Measures
RBWO Provider GA+SCORECARD - CCI
Report Quarter: Q3 FY2020



Provider/Program Name: CHRIS 180 Inc. - Stephenson (605) - CCI

Program Census Information:		# Children in Care During Quarter: 7	# Placements During Quarter: 7	# Children in Care On Last Day: 4
CCI Incentive Credits	Avg Performance All CCIs (Points)	Provider Performance (%)*	Possible Points (Weight)	Provider Points Earned
Early EPSDT Medical Visits		100%	2	2.00
Early EPSDT Dental Visits		100%	2	2.00
Permanency Contacts		None Planned	5	
Additional Academic Supports		44%	2	0.88
HS Grad/GED/Prof or Trade Certificate/College		N/A	10/5/5/1	
EYSS Agreement		Not Eligible	5	
Community Connections		0%	4	0.00
Active Agency Accreditation		50%	4	2.00
Staff Clinical Licensure		10%	5	0.50
Behavior Management (threshold = 0)		100%	4	4.00
Incentives Total	7.45			11.38
Maximum total combined incentive credit allowed is 10 points.			Incentives Awarded	10.00

*Performance calculation descriptions can be found in the FY 2020 RBWO PBP Measurements and Standards Guide.

Child Protective Services Investigations and Dispositions

The following investigations data, which is not used for scoring but is considered significant to a provider's performance, is from Georgia SHINES and is not considered final or complete until the end of the fiscal year.

Total Reports:	3
Number Screened In:	0
Number Screened Out:	3
Number Substantiated:	0
Number Unsubstantiated:	0
Number Active CPS Investigations:	0



Performance-Based Placement Measures

RBWO Provider GA+SCORECARD - CCI

Report Quarter: Q3 FY2020

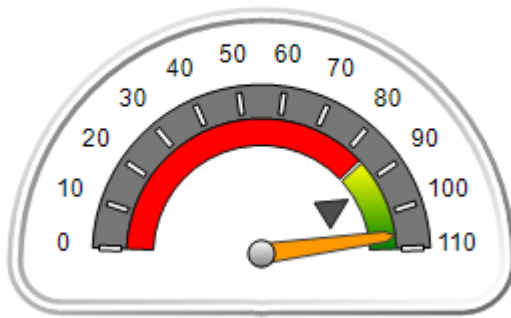
Provider/Program Name: Christian City, Inc., dba Christian City Children's Village (Crossroads) - (585) - CCI

7345 Red Oak Rd., Union City, GA 30291	Quarterly Scores (Grades)		Current Quarter Score (Grade)
Phone: 770-964-3309	Q1: 104.72 (A+)	Q2: 102.60 (A+)	106.43% (A+)
Vendor ID# 35284	Q3: 106.43 (A+)	Q4: N/A	
Program Census Information:	# Children in Care During Quarter: 2	# Placements During Quarter: 2	# Children in Care On Last Day: 2

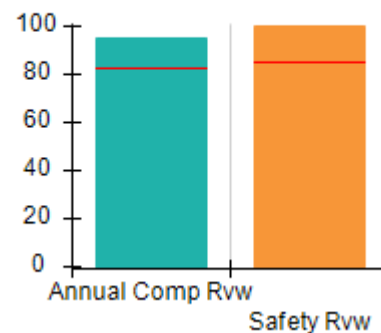
Quarterly Provider Comparisons to All CCIs

indicates average for all CCIs

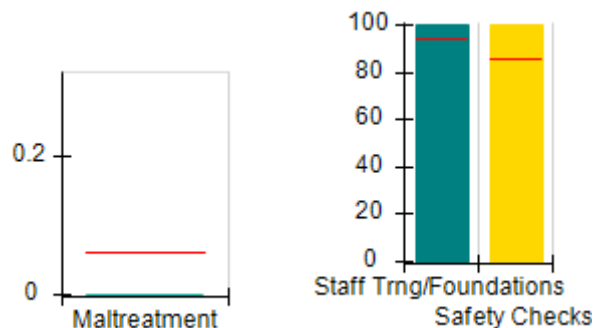
Overall Score (%)



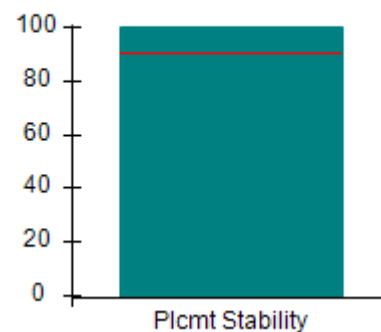
OPM Monitoring Reviews (%)



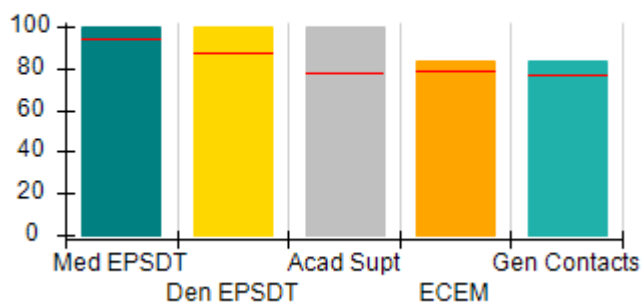
Safety Outcomes (%)



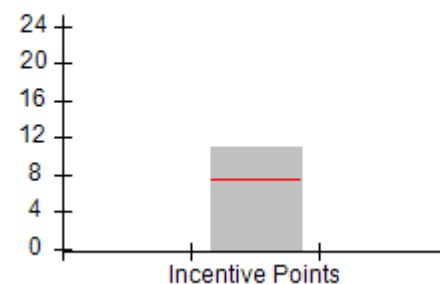
Permanency Outcomes (%)



Well-Being Outcomes (%)



Incentives Earned (Points)





Performance-Based Placement Measures
RBWO Provider GA+SCORECARD - CCI

Report Quarter: Q3 FY2020

Provider/Program Name: Christian City, Inc., dba Christian City Children's Village (Crossroads) - (585) - CCI				
7345 Red Oak Rd., Union City, GA 30291		Quarterly Scores (Grades)		Current Quarter Score (Grade)
Phone: 770-964-3309		Q1: 104.72 (A+)	Q2: 102.60 (A+)	106.43% (A+)
Vendor ID# 35284		Q3: 106.43 (A+)	Q4: N/A	
Program Census Information:		# Children in Care During Quarter: 2	# Placements During Quarter: 2	# Children in Care On Last Day: 2
	Avg Performance All CCIs (%)	Provider Performance (%)*	Possible Points (Weight)	Provider Points Earned
OPM Monitoring Reviews				
Annual Comprehensive Reviews	82%	95%	25	23.81
Safety Reviews	85%	100%	15	15.00
Monitoring Sub-Total			40	38.81
CCI Safety Outcomes				
Incidence of Maltreatment	0.06%	No Substantiated Reports	10	10.00
Staff Training/Foundations	94%	100%	5	5.00
Staff Safety Checks	86%	100%	5	5.00
Safety Sub-Total			20	20.00
CCI Permanency Outcomes				
Placement Stability	90%	100%	15	15.00
Permanency Sub-Total			15	15.00
CCI Well-Being Outcomes				
EPSDT Medical Visits	94%	100%	4	4.00
EPSDT Dental Visits	88%	100%	4	4.00
Academic Supports	78%	100%	3	3.00
Provider ECEM Visits	79%	83%	7	5.81
Provider General Contacts	77%	83%	7	5.81
Placements with Siblings	35%	100%	Not Scored	Not Scored
Placements within Legal County	11%	Not Eligible	Not Scored	Not Scored
Well-Being Sub-Total			25	22.62
*Performance calculation descriptions can be found in the FY 2020 RBWO PBP Measurements and Standards Guide.				

Monitoring & Outcomes: Possible Points = 100		Points Earned = 96.43	
Score Before Incentives Credit			96.43%
Incentives Awarded			10.00 pts
PBP Verification			N/A pts
Total Score			106.43%



DHS, DFCS, Office of Provider Management
Performance-Based Placement Measures
RBWO Provider GA+SCORECARD - CCI



Report Quarter: Q3 FY2020

Provider/Program Name: Christian City, Inc., dba Christian City Children's Village (Crossroads) - (585) - CCI

Program Census Information:		# Children in Care During Quarter: 2	# Placements During Quarter: 2	# Children in Care On Last Day: 2
CCI Incentive Credits	Avg Performance All CCIs (Points)	Provider Performance (%)*	Possible Points (Weight)	Provider Points Earned
Early EPSDT Medical Visits		Not Eligible	2	
Early EPSDT Dental Visits		100%	2	2.00
Permanency Contacts		None Planned	5	
Additional Academic Supports		100%	2	2.00
HS Grad/GED/Prof or Trade Certificate/College		N/A	10/5/5/1	
EYSS Agreement		Not Eligible	5	
Community Connections		0%	4	0.00
Active Agency Accreditation		50%	4	2.00
Staff Clinical Licensure		20%	5	1.00
Behavior Management (threshold = 0)		100%	4	4.00
Incentives Total	7.45			11.00
Maximum total combined incentive credit allowed is 10 points.			Incentives Awarded	10.00

*Performance calculation descriptions can be found in the FY 2020 RBWO PBP Measurements and Standards Guide.

Child Protective Services Investigations and Dispositions

The following investigations data, which is not used for scoring but is considered significant to a provider's performance, is from Georgia SHINES and is not considered final or complete until the end of the fiscal year.

Total Reports:	0
Number Screened In:	0
Number Screened Out:	0
Number Substantiated:	0
Number Unsubstantiated:	0
Number Active CPS Investigations:	0

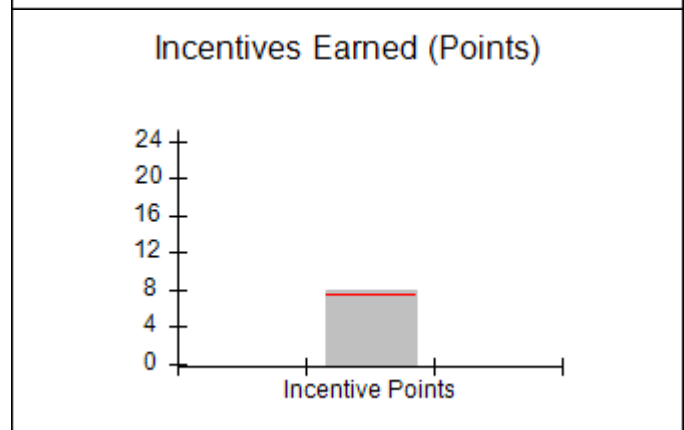
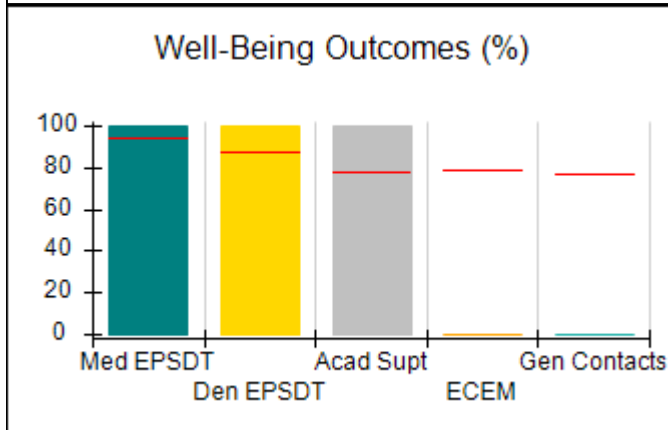
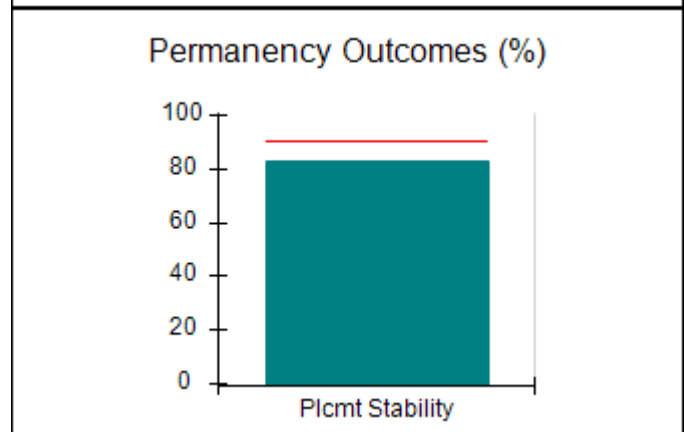
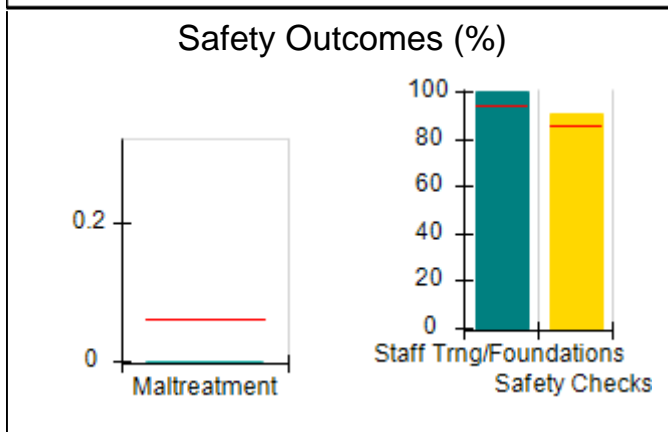
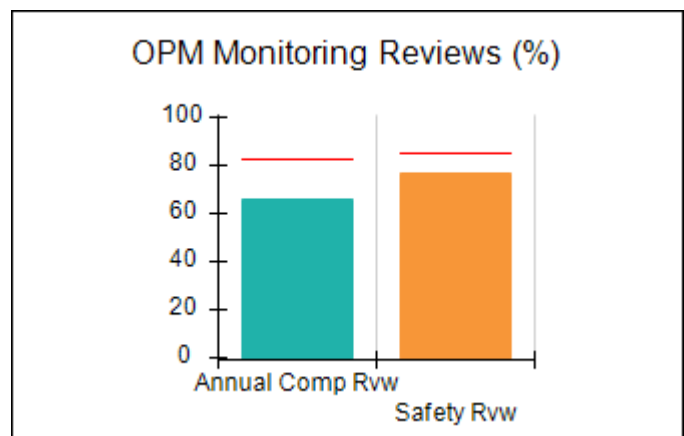
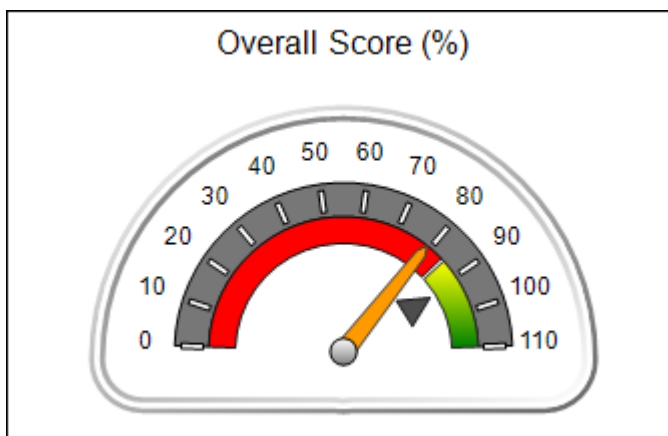


DHS, DFCS, Office of Provider Management
Performance-Based Placement Measures
RBWO Provider GA+SCORECARD - CCI
Report Quarter: Q3 FY2020



Provider/Program Name: Community Growth Children's Academy - (5169) - CCI			
344 Roberts Road, Barnesville, GA 30204	Quarterly Scores (Grades)		Current Quarter Score (Grade)
Phone: 770-584-6276	Q1: 88.20 (B+)	Q2: 84.04 (B)	78.96% (C+)
Vendor ID# 116932	Q3: 78.96 (C+)	Q4: N/A	
Program Census Information:	# Children in Care During Quarter: 6	# Placements During Quarter: 6	# Children in Care On Last Day: 2
Quarterly Provider Comparisons to All CCIs			

▼ — indicates average for all CCIs





Performance-Based Placement Measures

RBWO Provider GA+SCORECARD - CCI

Report Quarter: Q3 FY2020

Provider/Program Name: Community Growth Children's Academy - (5169) - CCI				
344 Roberts Road, Barnesville, GA 30204		Quarterly Scores (Grades)		Current Quarter Score (Grade)
Phone: 770-584-6276		Q1: 88.20 (B+)	Q2: 84.04 (B)	78.96% (C+)
Vendor ID# 116932		Q3: 78.96 (C+)	Q4: N/A	
Program Census Information:		# Children in Care During Quarter: 6	# Placements During Quarter: 6	# Children in Care On Last Day: 2
	Avg Performance All CCIs (%)	Provider Performance (%)*	Possible Points (Weight)	Provider Points Earned
OPM Monitoring Reviews				
Annual Comprehensive Reviews	82%	66%	25	16.46
Safety Reviews	85%	77%	15	11.50
Monitoring Sub-Total			40	27.96
CCI Safety Outcomes				
Incidence of Maltreatment	0.06%	No Substantiated Reports	10	10.00
Staff Training/Foundations	94%	100%	5	5.00
Staff Safety Checks	86%	91%	5	4.55
Safety Sub-Total			20	19.55
CCI Permanency Outcomes				
Placement Stability	90%	83%	15	12.45
Permanency Sub-Total			15	12.45
CCI Well-Being Outcomes				
EPSDT Medical Visits	94%	100%	4	4.00
EPSDT Dental Visits	88%	100%	4	4.00
Academic Supports	78%	100%	3	3.00
Provider ECEM Visits	79%	0%	7	0.00
Provider General Contacts	77%	0%	7	0.00
Placements with Siblings	35%	0%	Not Scored	Not Scored
Placements within Legal County	11%	0%	Not Scored	Not Scored
Well-Being Sub-Total			25	11.00
*Performance calculation descriptions can be found in the FY 2020 RBWO PBP Measurements and Standards Guide.				

Monitoring & Outcomes: Possible Points = 100		Points Earned = 70.96	
Score Before Incentives Credit			70.96%
Incentives Awarded			8.00 pts
PBP Verification			N/A pts
Total Score			78.96%



DHS, DFCS, Office of Provider Management
Performance-Based Placement Measures
RBWO Provider GA+SCORECARD - CCI
Report Quarter: Q3 FY2020



Provider/Program Name: Community Growth Children's Academy - (5169) - CCI

Program Census Information:		# Children in Care During Quarter: 6	# Placements During Quarter: 6	# Children in Care On Last Day: 2
CCI Incentive Credits	Avg Performance All CCIs (Points)	Provider Performance (%)*	Possible Points (Weight)	Provider Points Earned
Early EPSDT Medical Visits		100%	2	2.00
Early EPSDT Dental Visits		100%	2	2.00
Permanency Contacts		None Planned	5	
Additional Academic Supports		0%	2	0.00
HS Grad/GED/Prof or Trade Certificate/College		N/A	10/5/5/1	
EYSS Agreement		Not Eligible	5	
Community Connections		0%	4	0.00
Active Agency Accreditation		0%	4	0.00
Staff Clinical Licensure		0%	5	0.00
Behavior Management (threshold = 0)		100%	4	4.00
Incentives Total	7.45			8.00
Maximum total combined incentive credit allowed is 10 points.			Incentives Awarded	8.00

*Performance calculation descriptions can be found in the FY 2020 RBWO PBP Measurements and Standards Guide.

Child Protective Services Investigations and Dispositions

The following investigations data, which is not used for scoring but is considered significant to a provider's performance, is from Georgia SHINES and is not considered final or complete until the end of the fiscal year.

Total Reports:	0
Number Screened In:	0
Number Screened Out:	0
Number Substantiated:	0
Number Unsubstantiated:	0
Number Active CPS Investigations:	0



DHS, DFCS, Office of Provider Management
Performance-Based Placement Measures
RBWO Provider GA+SCORECARD - CCI
Report Quarter: Q3 FY2020



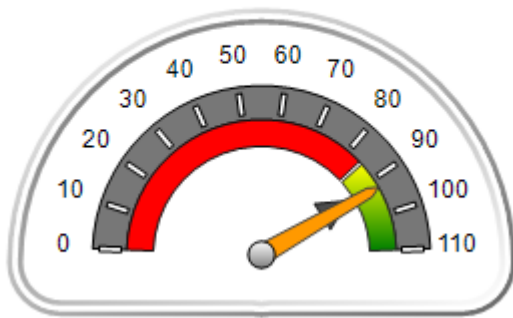
Provider/Program Name: Continuous Growth - (5346) - CCI

4015 Fleming Road, Albany, GA 31705	Quarterly Scores (Grades)		Current Quarter Score (Grade)
Phone: 404-479-1378	Q1: 84.81 (B)	Q2: 92.12 (A-)	92.61% (A-)
Vendor ID# 159952	Q3: 92.61 (A-)	Q4: N/A	
Program Census Information:	# Children in Care During Quarter: 4	# Placements During Quarter: 5	# Children in Care On Last Day: 3

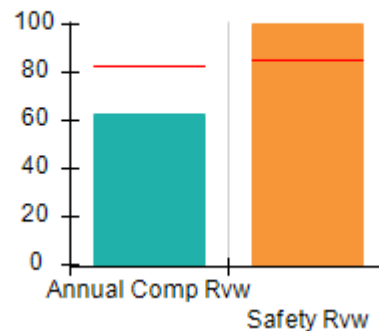
Quarterly Provider Comparisons to All CCIs

▼ — indicates average for all CCIs

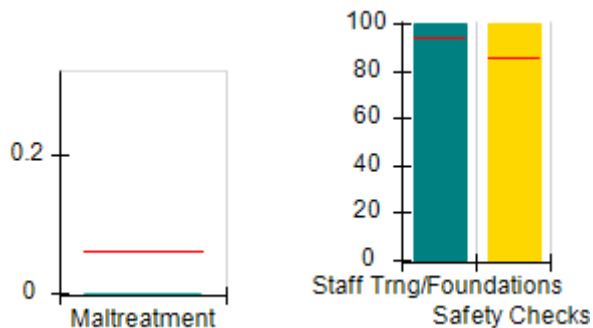
Overall Score (%)



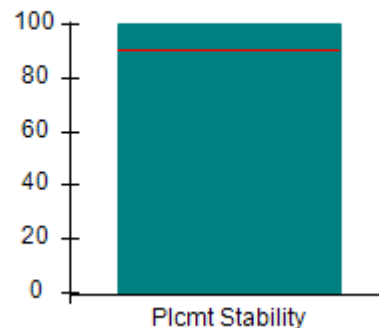
OPM Monitoring Reviews (%)



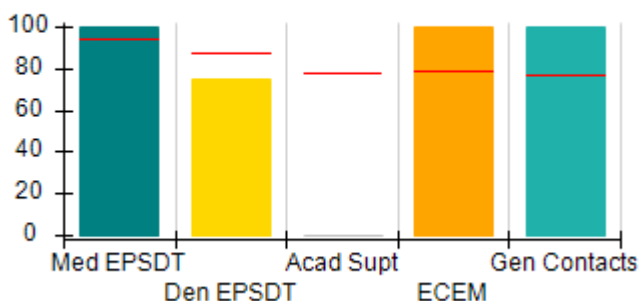
Safety Outcomes (%)



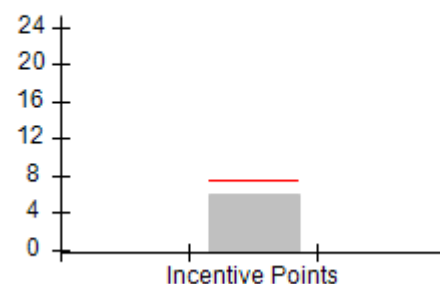
Permanency Outcomes (%)



Well-Being Outcomes (%)



Incentives Earned (Points)





DHS, DFCS, Office of Provider Management
Performance-Based Placement Measures
RBWO Provider GA+SCORECARD - CCI
 Report Quarter: Q3 FY2020



Provider/Program Name: Continuous Growth - (5346) - CCI				
4015 Fleming Road, Albany, GA 31705		Quarterly Scores (Grades)		Current Quarter Score (Grade)
Phone: 404-479-1378		Q1: 84.81 (B)	Q2: 92.12 (A-)	92.61% (A-)
Vendor ID# 159952		Q3: 92.61 (A-)	Q4: N/A	
Program Census Information:		# Children in Care During Quarter: 4	# Placements During Quarter: 5	# Children in Care On Last Day: 3
	Avg Performance All CCIs (%)	Provider Performance (%)*	Possible Points (Weight)	Provider Points Earned
OPM Monitoring Reviews				
Annual Comprehensive Reviews	82%	62%	25	15.61
Safety Reviews	85%	100%	15	15.00
Monitoring Sub-Total			40	30.61
CCI Safety Outcomes				
Incidence of Maltreatment	0.06%	No Substantiated Reports	10	10.00
Staff Training/Foundations	94%	100%	5	5.00
Staff Safety Checks	86%	100%	5	5.00
Safety Sub-Total			20	20.00
CCI Permanency Outcomes				
Placement Stability	90%	100%	15	15.00
Permanency Sub-Total			15	15.00
CCI Well-Being Outcomes				
EPSDT Medical Visits	94%	100%	4	4.00
EPSDT Dental Visits	88%	75%	4	3.00
Academic Supports	78%	0%	3	0.00
Provider ECEM Visits	79%	100%	7	7.00
Provider General Contacts	77%	100%	7	7.00
Placements with Siblings	35%	100%	Not Scored	Not Scored
Placements within Legal County	11%	0%	Not Scored	Not Scored
Well-Being Sub-Total			25	21.00
*Performance calculation descriptions can be found in the FY 2020 RBWO PBP Measurements and Standards Guide.				

Monitoring & Outcomes: Possible Points = 100		Points Earned = 86.61	
Score Before Incentives Credit			86.61%
Incentives Awarded			6.00 pts
PBP Verification			N/A pts
Total Score			92.61%



DHS, DFCS, Office of Provider Management
Performance-Based Placement Measures
RBWO Provider GA+SCORECARD - CCI
Report Quarter: Q3 FY2020



Provider/Program Name: Continuous Growth - (5346) - CCI

Program Census Information:		# Children in Care During Quarter: 4	# Placements During Quarter: 5	# Children in Care On Last Day: 3
CCI Incentive Credits	Avg Performance All CCIs (Points)	Provider Performance (%)*	Possible Points (Weight)	Provider Points Earned
Early EPSDT Medical Visits		100%	2	2.00
Early EPSDT Dental Visits		0%	2	0.00
Permanency Contacts		0%	5	0.00
Additional Academic Supports		0%	2	0.00
HS Grad/GED/Prof or Trade Certificate/College		N/A	10/5/5/1	
EYSS Agreement		Not Eligible	5	
Community Connections		0%	4	0.00
Active Agency Accreditation		0%	4	0.00
Staff Clinical Licensure		0%	5	0.00
Behavior Management (threshold = 0)		100%	4	4.00
Incentives Total	7.45			6.00
Maximum total combined incentive credit allowed is 10 points.			Incentives Awarded	6.00

*Performance calculation descriptions can be found in the FY 2020 RBWO PBP Measurements and Standards Guide.

Child Protective Services Investigations and Dispositions

The following investigations data, which is not used for scoring but is considered significant to a provider's performance, is from Georgia SHINES and is not considered final or complete until the end of the fiscal year.

Total Reports:	0
Number Screened In:	0
Number Screened Out:	0
Number Substantiated:	0
Number Unsubstantiated:	0
Number Active CPS Investigations:	0



DHS, DFCS, Office of Provider Management
Performance-Based Placement Measures
RBWO Provider GA+SCORECARD - CCI



Report Quarter: Q3 FY2020

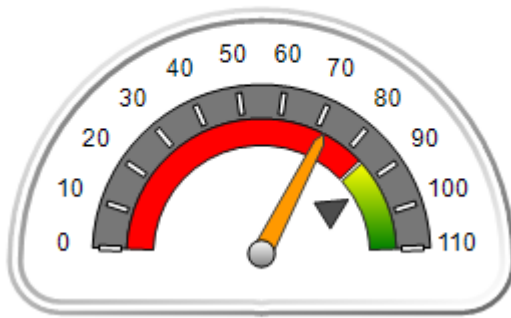
Provider/Program Name: CTFACS Residential Child Care, LLC (formerly Cedar Tree) - (5276) - CCI

5122 Kennedy St., Columbus, GA 31907	Quarterly Scores (Grades)		Current Quarter Score (Grade)
Phone: 706-442-5929	Q1: 70.15 (C-)	Q2: 71.80 (C-)	72.15% (C-)
Vendor ID# 148608	Q3: 72.15 (C-)	Q4: N/A	
Program Census Information:	# Children in Care During Quarter: 6	# Placements During Quarter: 6	# Children in Care On Last Day: 5

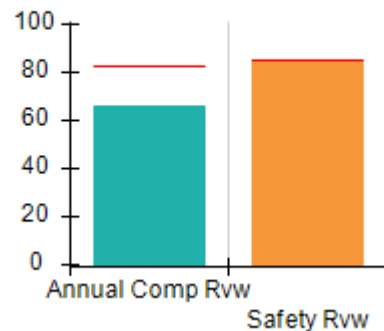
Quarterly Provider Comparisons to All CCIs

▼ — indicates average for all CCIs

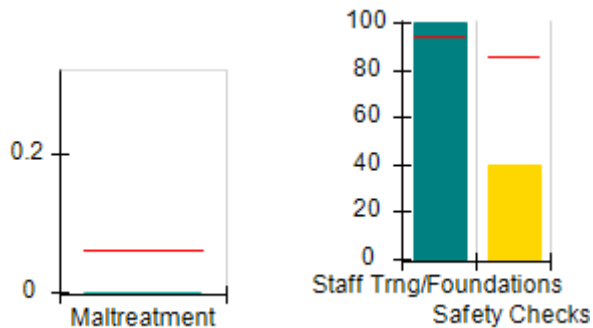
Overall Score (%)



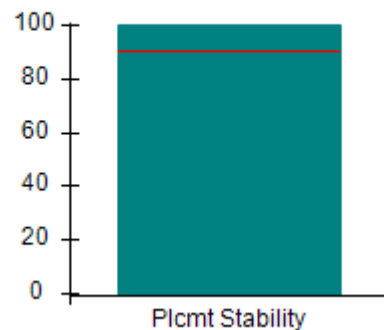
OPM Monitoring Reviews (%)



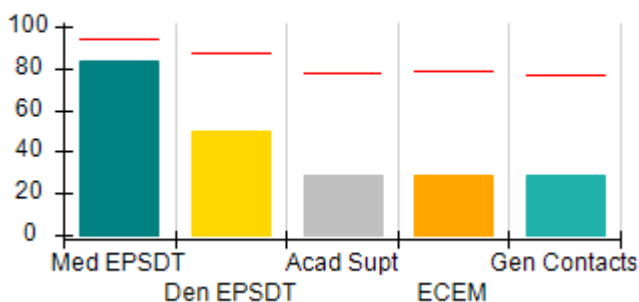
Safety Outcomes (%)



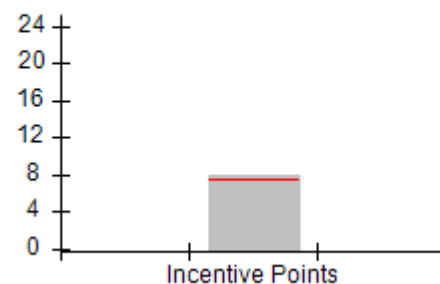
Permanency Outcomes (%)



Well-Being Outcomes (%)



Incentives Earned (Points)





Performance-Based Placement Measures

RBWO Provider GA+SCORECARD - CCI

Report Quarter: Q3 FY2020

Provider/Program Name: CTFACS Residential Child Care, LLC (formerly Cedar Tree) - (5276) - CCI				
5122 Kennedy St., Columbus, GA 31907		Quarterly Scores (Grades)		Current Quarter Score (Grade)
Phone: 706-442-5929		Q1: 70.15 (C-)	Q2: 71.80 (C-)	72.15% (C-)
Vendor ID# 148608		Q3: 72.15 (C-)	Q4: N/A	
Program Census Information:		# Children in Care During Quarter: 6	# Placements During Quarter: 6	# Children in Care On Last Day: 5
	Avg Performance All CCIs (%)	Provider Performance (%)*	Possible Points (Weight)	Provider Points Earned
OPM Monitoring Reviews				
Annual Comprehensive Reviews	82%	66%	25	16.54
Safety Reviews	85%	85%	15	12.75
Monitoring Sub-Total			40	29.29
CCI Safety Outcomes				
Incidence of Maltreatment	0.06%	No Substantiated Reports	10	10.00
Staff Training/Foundations	94%	100%	5	5.00
Staff Safety Checks	86%	40%	5	2.00
Safety Sub-Total			20	17.00
CCI Permanency Outcomes				
Placement Stability	90%	100%	15	15.00
Permanency Sub-Total			15	15.00
CCI Well-Being Outcomes				
EPSDT Medical Visits	94%	83%	4	3.32
EPSDT Dental Visits	88%	50%	4	2.00
Academic Supports	78%	29%	3	0.87
Provider ECEM Visits	79%	29%	7	2.03
Provider General Contacts	77%	29%	7	2.03
Placements with Siblings	35%	0%	Not Scored	Not Scored
Placements within Legal County	11%	Not Eligible	Not Scored	Not Scored
Well-Being Sub-Total			25	10.25
*Performance calculation descriptions can be found in the FY 2020 RBWO PBP Measurements and Standards Guide.				

Monitoring & Outcomes: Possible Points = 100		Points Earned = 71.54	
Score Before Incentives Credit			71.54%
Incentives Awarded			8.00 pts
PBP Verification			-7.39 pts
Total Score			72.15%



DHS, DFCS, Office of Provider Management
Performance-Based Placement Measures
RBWO Provider GA+SCORECARD - CCI



Report Quarter: Q3 FY2020

Provider/Program Name: CTFACS Residential Child Care, LLC (formerly Cedar Tree) - (5276) - CCI

Program Census Information:		# Children in Care During Quarter: 6	# Placements During Quarter: 6	# Children in Care On Last Day: 5
CCI Incentive Credits	Avg Performance All CCIs (Points)	Provider Performance (%)*	Possible Points (Weight)	Provider Points Earned
Early EPSDT Medical Visits		0%	2	0.00
Early EPSDT Dental Visits		0%	2	0.00
Permanency Contacts		0%	5	0.00
Additional Academic Supports		0%	2	0.00
HS Grad/GED/Prof or Trade Certificate/College		N/A	10/5/5/1	
EYSS Agreement		0%	5	0.00
Community Connections		100%	4	4.00
Active Agency Accreditation		0%	4	0.00
Staff Clinical Licensure		0%	5	0.00
Behavior Management (threshold = 0)		100%	4	4.00
Incentives Total	7.45			8.00
Maximum total combined incentive credit allowed is 10 points.			Incentives Awarded	8.00

*Performance calculation descriptions can be found in the FY 2020 RBWO PBP Measurements and Standards Guide.

Child Protective Services Investigations and Dispositions

The following investigations data, which is not used for scoring but is considered significant to a provider's performance, is from Georgia SHINES and is not considered final or complete until the end of the fiscal year.

Total Reports:	0
Number Screened In:	0
Number Screened Out:	0
Number Substantiated:	0
Number Unsubstantiated:	0
Number Active CPS Investigations:	0



DHS, DFCS, Office of Provider Management

Performance-Based Placement Measures

RBWO Provider GA+SCORECARD - CCI

Report Quarter: Q3 FY2020



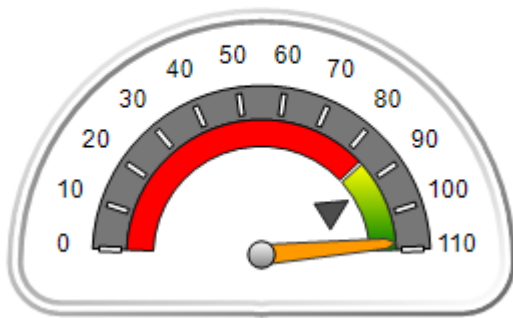
Provider/Program Name: Deloach Group Home - (619) - CCI

282 Anchor Rd., Ludowici, GA 31316	Quarterly Scores (Grades)		Current Quarter Score (Grade)
Phone: 912-545-9458	Q1: 109.02 (A+)	Q2: 109.02 (A+)	108.14% (A+)
Vendor ID# 35304	Q3: 108.14 (A+)	Q4: N/A	
Program Census Information:	# Children in Care During Quarter: 17	# Placements During Quarter: 17	# Children in Care On Last Day: 16

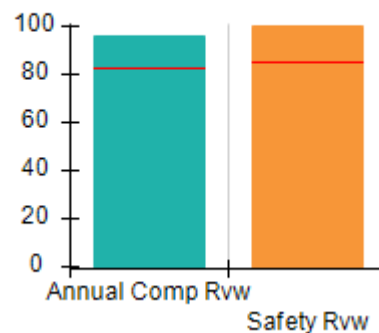
Quarterly Provider Comparisons to All CCIs

▼ — indicates average for all CCIs

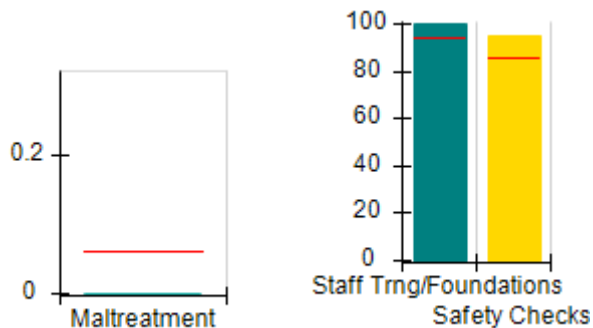
Overall Score (%)



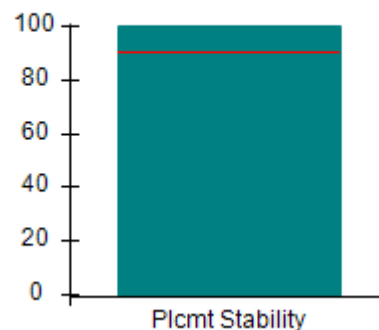
OPM Monitoring Reviews (%)



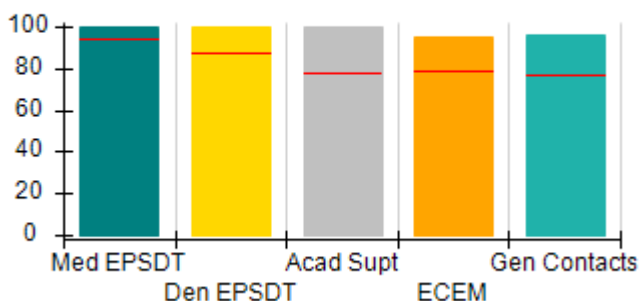
Safety Outcomes (%)



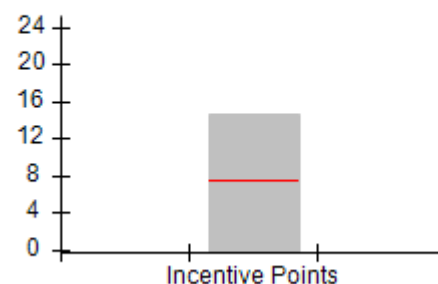
Permanency Outcomes (%)



Well-Being Outcomes (%)



Incentives Earned (Points)





DHS, DFCS, Office of Provider Management
Performance-Based Placement Measures
RBWO Provider GA+SCORECARD - CCI
 Report Quarter: Q3 FY2020



Provider/Program Name: Deloach Group Home - (619) - CCI				
282 Anchor Rd., Ludowici, GA 31316		Quarterly Scores (Grades)		Current Quarter Score (Grade)
Phone: 912-545-9458		Q1: 109.02 (A+)	Q2: 109.02 (A+)	108.14% (A+)
Vendor ID# 35304		Q3: 108.14 (A+)	Q4: N/A	
Program Census Information:		# Children in Care During Quarter: 17	# Placements During Quarter: 17	# Children in Care On Last Day: 16
	Avg Performance All CCIs (%)	Provider Performance (%)*	Possible Points (Weight)	Provider Points Earned
OPM Monitoring Reviews				
Annual Comprehensive Reviews	82%	96%	25	24.02
Safety Reviews	85%	100%	15	15.00
Monitoring Sub-Total			40	39.02
CCI Safety Outcomes				
Incidence of Maltreatment	0.06%	No Substantiated Reports	10	10.00
Staff Training/Foundations	94%	100%	5	5.00
Staff Safety Checks	86%	95%	5	4.75
Safety Sub-Total			20	19.75
CCI Permanency Outcomes				
Placement Stability	90%	100%	15	15.00
Permanency Sub-Total			15	15.00
CCI Well-Being Outcomes				
EPSDT Medical Visits	94%	100%	4	4.00
EPSDT Dental Visits	88%	100%	4	4.00
Academic Supports	78%	100%	3	3.00
Provider ECEM Visits	79%	95%	7	6.65
Provider General Contacts	77%	96%	7	6.72
Placements with Siblings	35%	67%	Not Scored	Not Scored
Placements within Legal County	11%	0%	Not Scored	Not Scored
Well-Being Sub-Total			25	24.37
*Performance calculation descriptions can be found in the FY 2020 RBWO PBP Measurements and Standards Guide.				

Monitoring & Outcomes: Possible Points = 100		Points Earned = 98.14	
Score Before Incentives Credit			98.14%
Incentives Awarded			10.00 pts
PBP Verification			N/A pts
Total Score			108.14%



DHS, DFCS, Office of Provider Management
Performance-Based Placement Measures
RBWO Provider GA+SCORECARD - CCI
Report Quarter: Q3 FY2020



Provider/Program Name: Deloach Group Home - (619) - CCI

Program Census Information:		# Children in Care During Quarter: 17	# Placements During Quarter: 17	# Children in Care On Last Day: 16
CCI Incentive Credits	Avg Performance All CCIs (Points)	Provider Performance (%)*	Possible Points (Weight)	Provider Points Earned
Early EPSDT Medical Visits		100%	2	2.00
Early EPSDT Dental Visits		100%	2	2.00
Permanency Contacts		24%	5	1.20
Additional Academic Supports		71%	2	1.42
HS Grad/GED/Prof or Trade Certificate/College		N/A	10/5/5/1	
EYSS Agreement		Not Eligible	5	
Community Connections		100%	4	4.00
Active Agency Accreditation		0%	4	0.00
Staff Clinical Licensure		0%	5	0.00
Behavior Management (threshold = 0)		100%	4	4.00
Incentives Total	7.45			14.62
Maximum total combined incentive credit allowed is 10 points.			Incentives Awarded	10.00

*Performance calculation descriptions can be found in the FY 2020 RBWO PBP Measurements and Standards Guide.

Child Protective Services Investigations and Dispositions

The following investigations data, which is not used for scoring but is considered significant to a provider's performance, is from Georgia SHINES and is not considered final or complete until the end of the fiscal year.

Total Reports:	0
Number Screened In:	0
Number Screened Out:	0
Number Substantiated:	0
Number Unsubstantiated:	0
Number Active CPS Investigations:	0



DHS, DFCS, Office of Provider Management

Performance-Based Placement Measures

RBWO Provider GA+SCORECARD - CCI

Report Quarter: Q3 FY2020



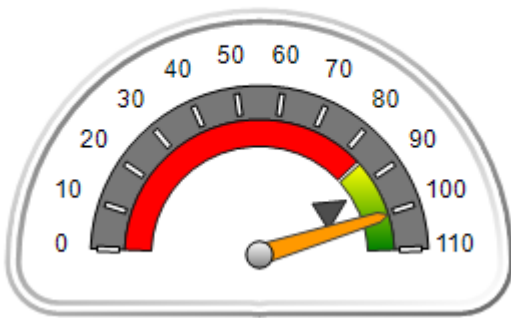
Provider/Program Name: Devereux GA Treatment Network - MAAC Plus (5134) - CCI

1291 Stanley Road, Kennesaw, GA 30512	Quarterly Scores (Grades)		Current Quarter Score (Grade)
Phone: 770-738-2644	Q1: 101.24 (A+)	Q2: 102.21 (A+)	100.46% (A+)
Vendor ID# 114150	Q3: 100.46 (A+)	Q4: N/A	
Program Census Information:	# Children in Care During Quarter: 25	# Placements During Quarter: 25	# Children in Care On Last Day: 19

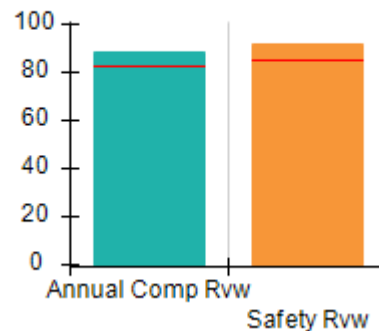
Quarterly Provider Comparisons to All CCIs

▼ — indicates average for all CCIs

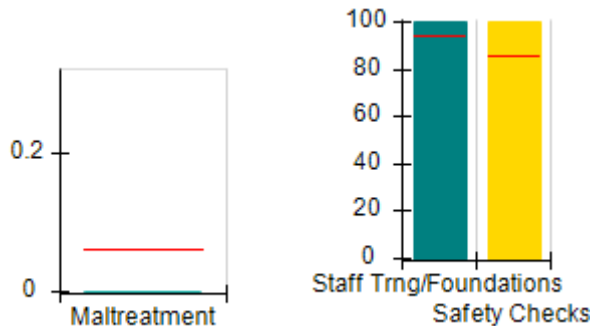
Overall Score (%)



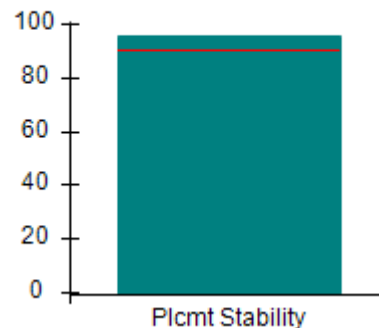
OPM Monitoring Reviews (%)



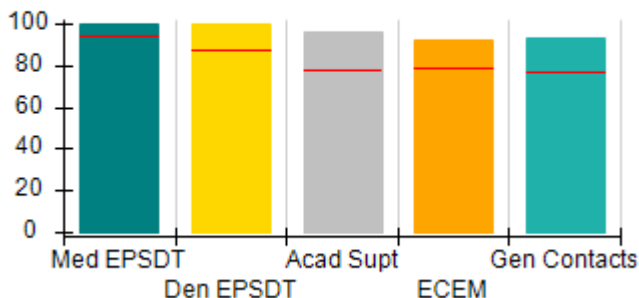
Safety Outcomes (%)



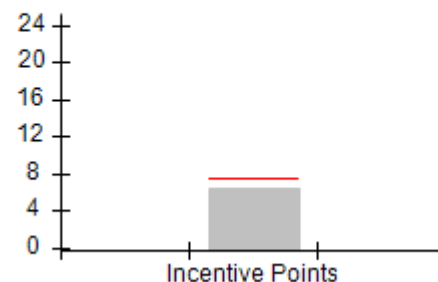
Permanency Outcomes (%)



Well-Being Outcomes (%)



Incentives Earned (Points)





Performance-Based Placement Measures

RBWO Provider GA+SCORECARD - CCI

Report Quarter: Q3 FY2020

Provider/Program Name: Devereux GA Treatment Network - MAAC Plus (5134) - CCI				
1291 Stanley Road, Kennesaw, GA 30512		Quarterly Scores (Grades)		Current Quarter Score (Grade)
Phone: 770-738-2644		Q1: 101.24 (A+)	Q2: 102.21 (A+)	100.46% (A+)
Vendor ID# 114150		Q3: 100.46 (A+)	Q4: N/A	
Program Census Information:		# Children in Care During Quarter: 25	# Placements During Quarter: 25	# Children in Care On Last Day: 19
	Avg Performance All CCIs (%)	Provider Performance (%)*	Possible Points (Weight)	Provider Points Earned
OPM Monitoring Reviews				
Annual Comprehensive Reviews	82%	89%	25	22.18
Safety Reviews	85%	92%	15	13.75
Monitoring Sub-Total			40	35.93
CCI Safety Outcomes				
Incidence of Maltreatment	0.06%	No Substantiated Reports	10	10.00
Staff Training/Foundations	94%	100%	5	5.00
Staff Safety Checks	86%	100%	5	5.00
Safety Sub-Total			20	20.00
CCI Permanency Outcomes				
Placement Stability	90%	96%	15	14.40
Permanency Sub-Total			15	14.40
CCI Well-Being Outcomes				
EPSDT Medical Visits	94%	100%	4	4.00
EPSDT Dental Visits	88%	100%	4	4.00
Academic Supports	78%	96%	3	2.88
Provider ECEM Visits	79%	92%	7	6.44
Provider General Contacts	77%	93%	7	6.51
Placements with Siblings	35%	0%	Not Scored	Not Scored
Placements within Legal County	11%	11%	Not Scored	Not Scored
Well-Being Sub-Total			25	23.83
*Performance calculation descriptions can be found in the FY 2020 RBWO PBP Measurements and Standards Guide.				

Monitoring & Outcomes: Possible Points = 100		Points Earned = 94.16	
Score Before Incentives Credit			94.16%
Incentives Awarded			6.30 pts
PBP Verification			N/A pts
Total Score			100.46%



DHS, DFCS, Office of Provider Management
Performance-Based Placement Measures
RBWO Provider GA+SCORECARD - CCI
Report Quarter: Q3 FY2020



Provider/Program Name: Devereux GA Treatment Network - MAAC Plus (5134) - CCI

Program Census Information:		# Children in Care During Quarter: 25	# Placements During Quarter: 25	# Children in Care On Last Day: 19
CCI Incentive Credits	Avg Performance All CCIs (Points)	Provider Performance (%)*	Possible Points (Weight)	Provider Points Earned
Early EPSDT Medical Visits		100%	2	2.00
Early EPSDT Dental Visits		86%	2	1.72
Permanency Contacts		0%	5	0.00
Additional Academic Supports		29%	2	0.58
HS Grad/GED/Prof or Trade Certificate/College		N/A	10/5/5/1	
EYSS Agreement		Not Eligible	5	
Community Connections		0%	4	0.00
Active Agency Accreditation		50%	4	2.00
Staff Clinical Licensure		0%	5	0.00
Behavior Management (threshold = 0)		0%	4	0.00
Incentives Total	7.45			6.30
Maximum total combined incentive credit allowed is 10 points.			Incentives Awarded	6.30

*Performance calculation descriptions can be found in the FY 2020 RBWO PBP Measurements and Standards Guide.

Child Protective Services Investigations and Dispositions

The following investigations data, which is not used for scoring but is considered significant to a provider's performance, is from Georgia SHINES and is not considered final or complete until the end of the fiscal year.

Total Reports:	0
Number Screened In:	0
Number Screened Out:	0
Number Substantiated:	0
Number Unsubstantiated:	0
Number Active CPS Investigations:	0



DHS, DFCS, Office of Provider Management
Performance-Based Placement Measures
RBWO Provider GA+SCORECARD - CCI
Report Quarter: Q3 FY2020



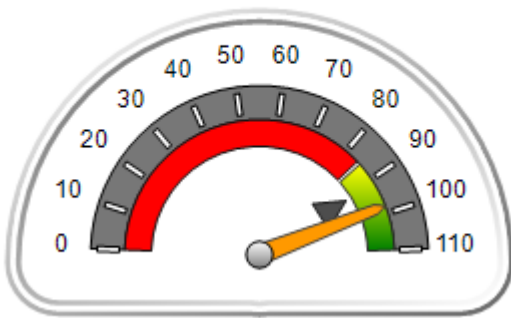
Provider/Program Name: Elite Residential Care Home, LLC - (5327) - CCI

25 Patch Dr., Columbus, GA 31903	Quarterly Scores (Grades)		Current Quarter Score (Grade)
Phone: 706-221-2970	Q1: 84.48 (B)	Q2: 91.28 (A-)	98.02% (A+)
Vendor ID# 155008	Q3: 98.02 (A+)	Q4: N/A	
Program Census Information:	# Children in Care During Quarter: 8	# Placements During Quarter: 8	# Children in Care On Last Day: 6

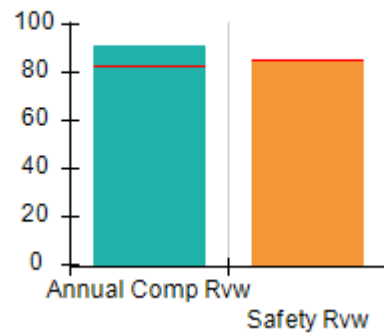
Quarterly Provider Comparisons to All CCIs

▼ — indicates average for all CCIs

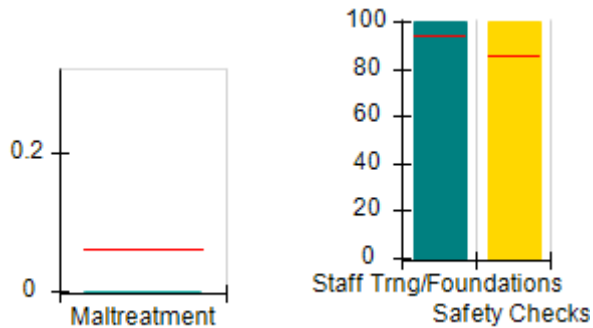
Overall Score (%)



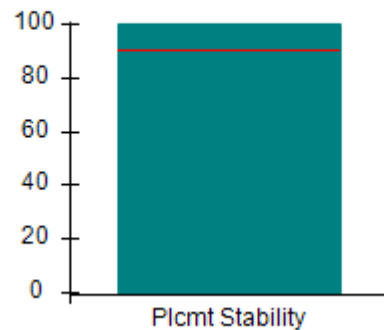
OPM Monitoring Reviews (%)



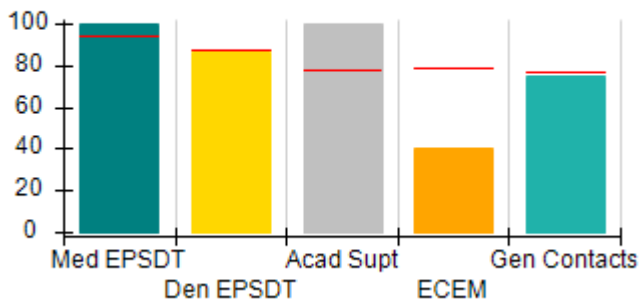
Safety Outcomes (%)



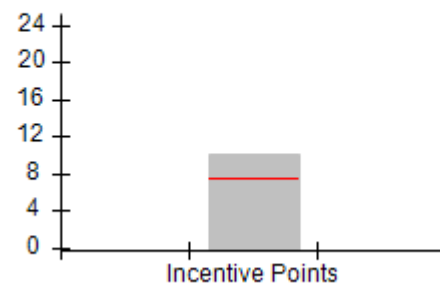
Permanency Outcomes (%)



Well-Being Outcomes (%)



Incentives Earned (Points)





DHS, DFCS, Office of Provider Management
Performance-Based Placement Measures
RBWO Provider GA+SCORECARD - CCI
 Report Quarter: Q3 FY2020



Provider/Program Name: Elite Residential Care Home, LLC - (5327) - CCI				
25 Patch Dr., Columbus, GA 31903		Quarterly Scores (Grades)		Current Quarter Score (Grade)
Phone: 706-221-2970		Q1: 84.48 (B)	Q2: 91.28 (A-)	98.02% (A+)
Vendor ID# 155008		Q3: 98.02 (A+)	Q4: N/A	
Program Census Information:		# Children in Care During Quarter: 8	# Placements During Quarter: 8	# Children in Care On Last Day: 6
	Avg Performance All CCIs (%)	Provider Performance (%)*	Possible Points (Weight)	Provider Points Earned
OPM Monitoring Reviews				
Annual Comprehensive Reviews	82%	91%	25	22.78
Safety Reviews	85%	85%	15	12.75
Monitoring Sub-Total			40	35.53
CCI Safety Outcomes				
Incidence of Maltreatment	0.06%	No Substantiated Reports	10	10.00
Staff Training/Foundations	94%	100%	5	5.00
Staff Safety Checks	86%	100%	5	5.00
Safety Sub-Total			20	20.00
CCI Permanency Outcomes				
Placement Stability	90%	100%	15	15.00
Permanency Sub-Total			15	15.00
CCI Well-Being Outcomes				
EPSDT Medical Visits	94%	100%	4	4.00
EPSDT Dental Visits	88%	86%	4	3.44
Academic Supports	78%	100%	3	3.00
Provider ECEM Visits	79%	40%	7	2.80
Provider General Contacts	77%	75%	7	5.25
Placements with Siblings	35%	Not Eligible	Not Scored	Not Scored
Placements within Legal County	11%	0%	Not Scored	Not Scored
Well-Being Sub-Total			25	18.49
*Performance calculation descriptions can be found in the FY 2020 RBWO PBP Measurements and Standards Guide.				

Monitoring & Outcomes: Possible Points = 100		Points Earned = 89.02	
Score Before Incentives Credit			89.02%
Incentives Awarded			10.00 pts
PBP Verification			-1.00 pts
Total Score			98.02%



DHS, DFCS, Office of Provider Management
Performance-Based Placement Measures
RBWO Provider GA+SCORECARD - CCI
Report Quarter: Q3 FY2020



Provider/Program Name: Elite Residential Care Home, LLC - (5327) - CCI

Program Census Information:		# Children in Care During Quarter: 8	# Placements During Quarter: 8	# Children in Care On Last Day: 6
CCI Incentive Credits	Avg Performance All CCIs (Points)	Provider Performance (%)*	Possible Points (Weight)	Provider Points Earned
Early EPSDT Medical Visits		Not Eligible	2	
Early EPSDT Dental Visits		0%	2	0.00
Permanency Contacts		None Planned	5	
Additional Academic Supports		100%	2	2.00
HS Grad/GED/Prof or Trade Certificate/College		N/A	10/5/5/1	
EYSS Agreement		Not Eligible	5	
Community Connections		100%	4	4.00
Active Agency Accreditation		0%	4	0.00
Staff Clinical Licensure		0%	5	0.00
Behavior Management (threshold = 0)		100%	4	4.00
Incentives Total	7.45			10.00
Maximum total combined incentive credit allowed is 10 points.			Incentives Awarded	10.00

*Performance calculation descriptions can be found in the FY 2020 RBWO PBP Measurements and Standards Guide.

Child Protective Services Investigations and Dispositions

The following investigations data, which is not used for scoring but is considered significant to a provider's performance, is from Georgia SHINES and is not considered final or complete until the end of the fiscal year.

Total Reports:	1
Number Screened In:	0
Number Screened Out:	1
Number Substantiated:	0
Number Unsubstantiated:	0
Number Active CPS Investigations:	0



DHS, DFCS, Office of Provider Management
Performance-Based Placement Measures
RBWO Provider GA+SCORECARD - CCI



Report Quarter: Q3 FY2020

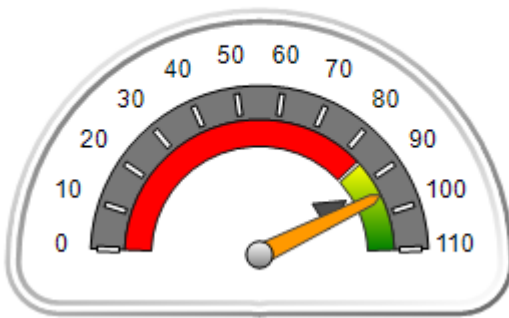
Provider/Program Name: Elks Aidmore Children's Center - (628) - CCI

2394 Morrison Rd., Conyers, GA 30094	Quarterly Scores (Grades)		Current Quarter Score (Grade)
Phone: 770-483-3535	Q1: 96.22 (A)	Q2: 101.99 (A+)	94.99% (A)
Vendor ID# 35321	Q3: 94.99 (A)	Q4: N/A	
Program Census Information:	# Children in Care During Quarter: 20	# Placements During Quarter: 20	# Children in Care On Last Day: 10

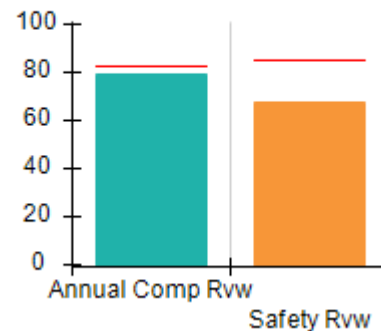
Quarterly Provider Comparisons to All CCIs

▼ indicates average for all CCIs

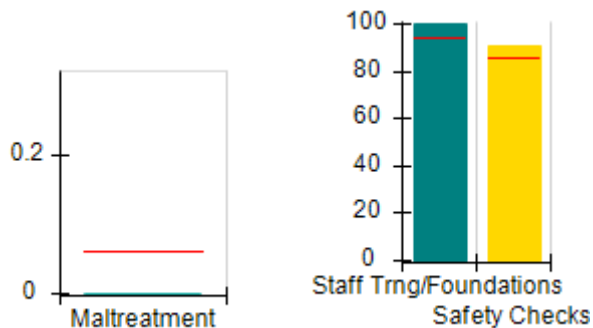
Overall Score (%)



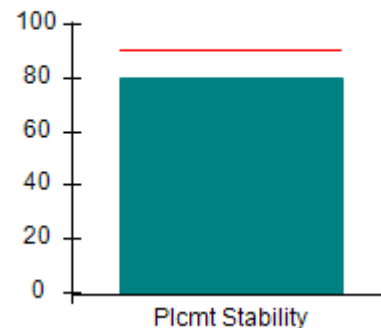
OPM Monitoring Reviews (%)



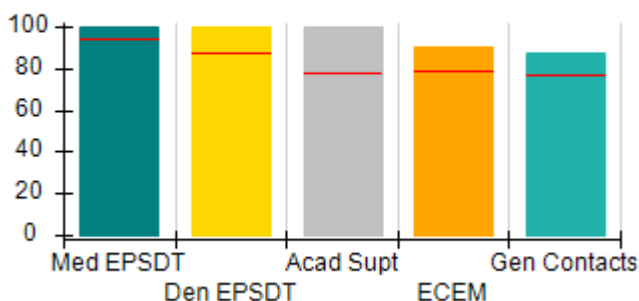
Safety Outcomes (%)



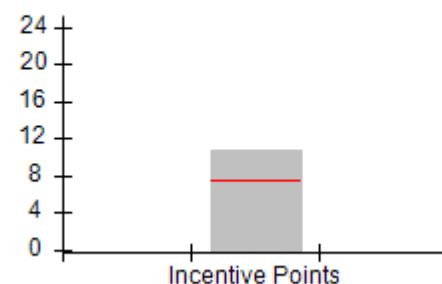
Permanency Outcomes (%)



Well-Being Outcomes (%)



Incentives Earned (Points)





DHS, DFCS, Office of Provider Management
Performance-Based Placement Measures
RBWO Provider GA+SCORECARD - CCI
 Report Quarter: Q3 FY2020



Provider/Program Name: Elks Aidmore Children's Center - (628) - CCI				
2394 Morrison Rd., Conyers, GA 30094		Quarterly Scores (Grades)		Current Quarter Score (Grade)
Phone: 770-483-3535		Q1: 96.22 (A)	Q2: 101.99 (A+)	94.99% (A)
Vendor ID# 35321		Q3: 94.99 (A)	Q4: N/A	
Program Census Information:		# Children in Care During Quarter: 20	# Placements During Quarter: 20	# Children in Care On Last Day: 10
	Avg Performance All CCIs (%)	Provider Performance (%)*	Possible Points (Weight)	Provider Points Earned
OPM Monitoring Reviews				
Annual Comprehensive Reviews	82%	80%	25	19.93
Safety Reviews	85%	68%	15	10.13
Monitoring Sub-Total			40	30.05
CCI Safety Outcomes				
Incidence of Maltreatment	0.06%	No Substantiated Reports	10	10.00
Staff Training/Foundations	94%	100%	5	5.00
Staff Safety Checks	86%	91%	5	4.55
Safety Sub-Total			20	19.55
CCI Permanency Outcomes				
Placement Stability	90%	80%	15	12.00
Permanency Sub-Total			15	12.00
CCI Well-Being Outcomes				
EPSDT Medical Visits	94%	100%	4	4.00
EPSDT Dental Visits	88%	100%	4	4.00
Academic Supports	78%	100%	3	3.00
Provider ECEM Visits	79%	90%	7	6.30
Provider General Contacts	77%	87%	7	6.09
Placements with Siblings	35%	13%	Not Scored	Not Scored
Placements within Legal County	11%	0%	Not Scored	Not Scored
Well-Being Sub-Total			25	23.39
*Performance calculation descriptions can be found in the FY 2020 RBWO PBP Measurements and Standards Guide.				

Monitoring & Outcomes: Possible Points = 100		Points Earned = 84.99	
Score Before Incentives Credit			84.99%
Incentives Awarded			10.00 pts
PBP Verification			0.00 pts
Total Score			94.99%



DHS, DFCS, Office of Provider Management
Performance-Based Placement Measures
RBWO Provider GA+SCORECARD - CCI
Report Quarter: Q3 FY2020



Provider/Program Name: Elks Aidmore Children's Center - (628) - CCI

Program Census Information:		# Children in Care During Quarter: 20	# Placements During Quarter: 20	# Children in Care On Last Day: 10
CCI Incentive Credits	Avg Performance All CCIs (Points)	Provider Performance (%)*	Possible Points (Weight)	Provider Points Earned
Early EPSDT Medical Visits		100%	2	2.00
Early EPSDT Dental Visits		100%	2	2.00
Permanency Contacts		0%	5	0.00
Additional Academic Supports		37%	2	0.74
HS Grad/GED/Prof or Trade Certificate/College		N/A	10/5/5/1	
EYSS Agreement		Not Eligible	5	
Community Connections		0%	4	0.00
Active Agency Accreditation		50%	4	2.00
Staff Clinical Licensure		0%	5	0.00
Behavior Management (threshold = 0)		100%	4	4.00
Incentives Total	7.45			10.74
Maximum total combined incentive credit allowed is 10 points.			Incentives Awarded	10.00

*Performance calculation descriptions can be found in the FY 2020 RBWO PBP Measurements and Standards Guide.

Child Protective Services Investigations and Dispositions

The following investigations data, which is not used for scoring but is considered significant to a provider's performance, is from Georgia SHINES and is not considered final or complete until the end of the fiscal year.

Total Reports:	0
Number Screened In:	0
Number Screened Out:	0
Number Substantiated:	0
Number Unsubstantiated:	0
Number Active CPS Investigations:	0



DHS, DFCS, Office of Provider Management

Performance-Based Placement Measures

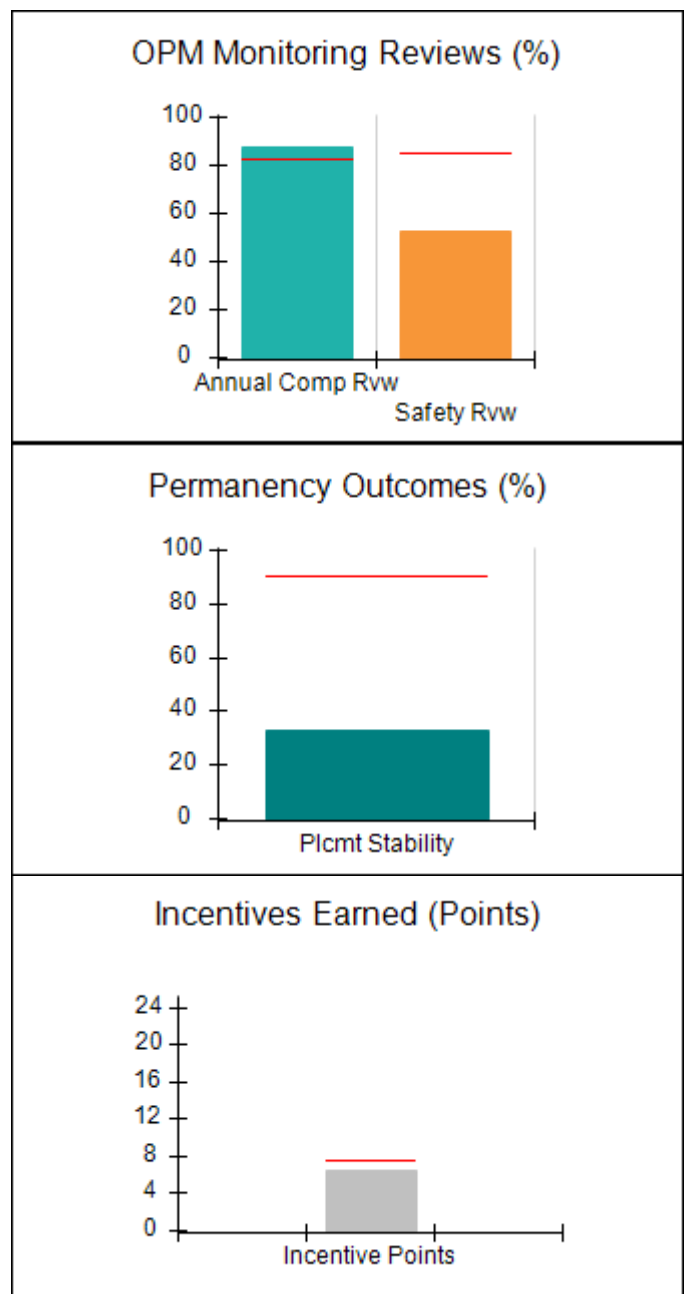
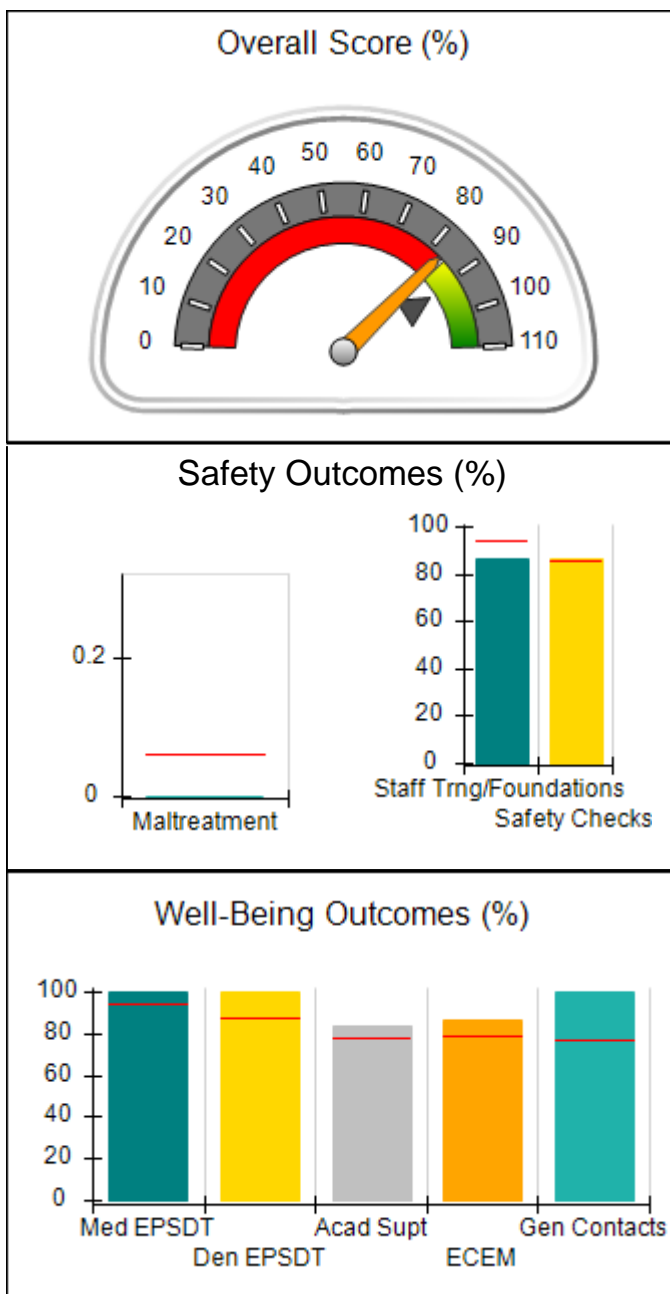
RBWO Provider GA+SCORECARD - CCI



Report Quarter: Q3 FY2020

Provider/Program Name: Embracing Arms - (944) - CCI			
1673 Hearthstone Court, Jonesboro, GA 30236	Quarterly Scores (Grades)		Current Quarter Score (Grade)
Phone: 678-851-9509	Q1: 102.55 (A+)	Q2: 92.99 (A-)	83.38% (B-)
Vendor ID# 35323	Q3: 83.38 (B-)	Q4: N/A	
Program Census Information:	# Children in Care During Quarter: 9	# Placements During Quarter: 9	# Children in Care On Last Day: 0
Quarterly Provider Comparisons to All CCIs			

▼ — indicates average for all CCIs





DHS, DFCS, Office of Provider Management
Performance-Based Placement Measures
RBWO Provider GA+SCORECARD - CCI
 Report Quarter: Q3 FY2020



Provider/Program Name: Embracing Arms - (944) - CCI				
1673 Hearthstone Court, Jonesboro, GA 30236		Quarterly Scores (Grades)		Current Quarter Score (Grade)
Phone: 678-851-9509		Q1: 102.55 (A+)	Q2: 92.99 (A-)	83.38% (B-)
Vendor ID# 35323		Q3: 83.38 (B-)	Q4: N/A	
Program Census Information:		# Children in Care During Quarter: 9	# Placements During Quarter: 9	# Children in Care On Last Day: 0
	Avg Performance All CCIs (%)	Provider Performance (%)*	Possible Points (Weight)	Provider Points Earned
OPM Monitoring Reviews				
Annual Comprehensive Reviews	82%	88%	25	21.94
Safety Reviews	85%	53%	15	7.88
Monitoring Sub-Total			40	29.82
CCI Safety Outcomes				
Incidence of Maltreatment	0.06%	No Substantiated Reports	10	10.00
Staff Training/Foundations	94%	86%	5	4.30
Staff Safety Checks	86%	86%	5	4.30
Safety Sub-Total			20	18.60
CCI Permanency Outcomes				
Placement Stability	90%	33%	15	4.95
Permanency Sub-Total			15	4.95
CCI Well-Being Outcomes				
EPSDT Medical Visits	94%	100%	4	4.00
EPSDT Dental Visits	88%	100%	4	4.00
Academic Supports	78%	83%	3	2.49
Provider ECEM Visits	79%	86%	7	6.02
Provider General Contacts	77%	100%	7	7.00
Placements with Siblings	35%	Not Eligible	Not Scored	Not Scored
Placements within Legal County	11%	0%	Not Scored	Not Scored
Well-Being Sub-Total			25	23.51
*Performance calculation descriptions can be found in the FY 2020 RBWO PBP Measurements and Standards Guide.				

Monitoring & Outcomes: Possible Points = 100		Points Earned = 76.88	
Score Before Incentives Credit			76.88%
Incentives Awarded			6.50 pts
PBP Verification			N/A pts
Total Score			83.38%



DHS, DFCS, Office of Provider Management
Performance-Based Placement Measures
RBWO Provider GA+SCORECARD - CCI
Report Quarter: Q3 FY2020



Provider/Program Name: Embracing Arms - (944) - CCI

Program Census Information:		# Children in Care During Quarter: 9	# Placements During Quarter: 9	# Children in Care On Last Day: 0
CCI Incentive Credits	Avg Performance All CCIs (Points)	Provider Performance (%)*	Possible Points (Weight)	Provider Points Earned
Early EPSDT Medical Visits		100%	2	2.00
Early EPSDT Dental Visits		Not Eligible	2	
Permanency Contacts		0%	5	0.00
Additional Academic Supports		0%	2	0.00
HS Grad/GED/Prof or Trade Certificate/College		N/A	10/5/5/1	
EYSS Agreement		Not Eligible	5	
Community Connections		Not Eligible	4	
Active Agency Accreditation		0%	4	0.00
Staff Clinical Licensure		10%	5	0.50
Behavior Management (threshold = 0)		100%	4	4.00
Incentives Total	7.45			6.50
Maximum total combined incentive credit allowed is 10 points.			Incentives Awarded	6.50

*Performance calculation descriptions can be found in the FY 2020 RBWO PBP Measurements and Standards Guide.

Child Protective Services Investigations and Dispositions

The following investigations data, which is not used for scoring but is considered significant to a provider's performance, is from Georgia SHINES and is not considered final or complete until the end of the fiscal year.

Total Reports:	5
Number Screened In:	4
Number Screened Out:	1
Number Substantiated:	0
Number Unsubstantiated:	5
Number Active CPS Investigations:	-1



DHS, DFCS, Office of Provider Management
Performance-Based Placement Measures
RBWO Provider GA+SCORECARD - CCI
Report Quarter: Q3 FY2020



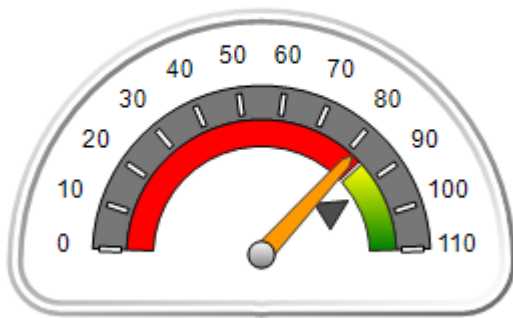
Provider/Program Name: Embracing Arms - Jackson (5194) - CCI

168 Evans Road, Jackson, GA 30233	Quarterly Scores (Grades)		Current Quarter Score (Grade)
Phone: 678-437-4557	Q1: 85.27 (B)	Q2: 85.55 (B)	81.59% (B-)
Vendor ID# 125398	Q3: 81.59 (B-)	Q4: N/A	
Program Census Information:	# Children in Care During Quarter: 8	# Placements During Quarter: 8	# Children in Care On Last Day: 5

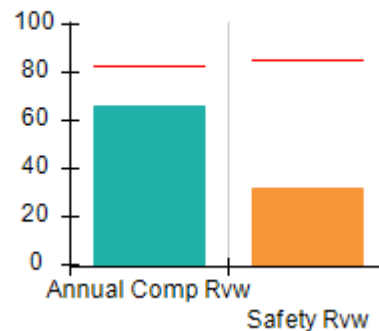
Quarterly Provider Comparisons to All CCIs

▼ — indicates average for all CCIs

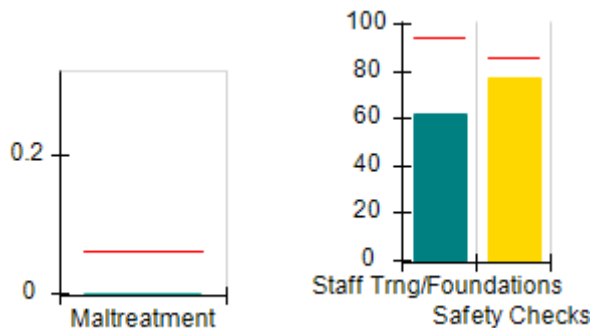
Overall Score (%)



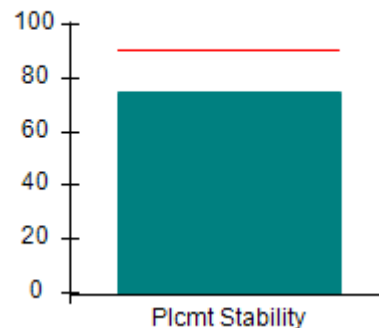
OPM Monitoring Reviews (%)



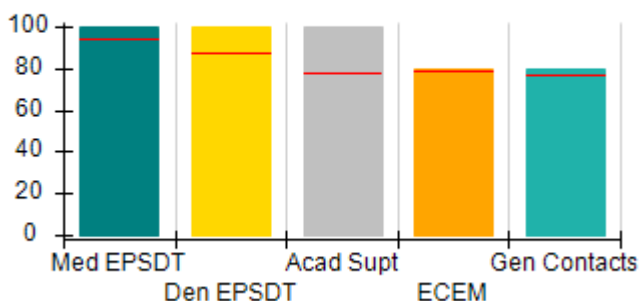
Safety Outcomes (%)



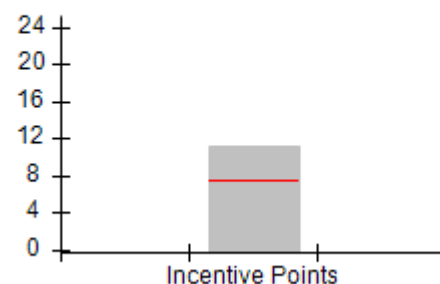
Permanency Outcomes (%)



Well-Being Outcomes (%)



Incentives Earned (Points)





DHS, DFCS, Office of Provider Management
Performance-Based Placement Measures
RBWO Provider GA+SCORECARD - CCI
 Report Quarter: Q3 FY2020



Provider/Program Name: Embracing Arms - Jackson (5194) - CCI				
168 Evans Road, Jackson, GA 30233		Quarterly Scores (Grades)		Current Quarter Score (Grade)
Phone: 678-437-4557		Q1: 85.27 (B)	Q2: 85.55 (B)	81.59% (B-)
Vendor ID# 125398		Q3: 81.59 (B-)	Q4: N/A	
Program Census Information:		# Children in Care During Quarter: 8	# Placements During Quarter: 8	# Children in Care On Last Day: 5
	Avg Performance All CCIs (%)	Provider Performance (%)*	Possible Points (Weight)	Provider Points Earned
OPM Monitoring Reviews				
Annual Comprehensive Reviews	82%	66%	25	16.44
Safety Reviews	85%	32%	15	4.75
Monitoring Sub-Total			40	21.19
CCI Safety Outcomes				
Incidence of Maltreatment	0.06%	No Substantiated Reports	10	10.00
Staff Training/Foundations	94%	62%	5	3.10
Staff Safety Checks	86%	77%	5	3.85
Safety Sub-Total			20	16.95
CCI Permanency Outcomes				
Placement Stability	90%	75%	15	11.25
Permanency Sub-Total			15	11.25
CCI Well-Being Outcomes				
EPSDT Medical Visits	94%	100%	4	4.00
EPSDT Dental Visits	88%	100%	4	4.00
Academic Supports	78%	100%	3	3.00
Provider ECEM Visits	79%	80%	7	5.60
Provider General Contacts	77%	80%	7	5.60
Placements with Siblings	35%	67%	Not Scored	Not Scored
Placements within Legal County	11%	0%	Not Scored	Not Scored
Well-Being Sub-Total			25	22.20
*Performance calculation descriptions can be found in the FY 2020 RBWO PBP Measurements and Standards Guide.				

Monitoring & Outcomes: Possible Points = 100		Points Earned = 71.59	
Score Before Incentives Credit			71.59%
Incentives Awarded			10.00 pts
PBP Verification			N/A pts
Total Score			81.59%



DHS, DFCS, Office of Provider Management
Performance-Based Placement Measures
RBWO Provider GA+SCORECARD - CCI
Report Quarter: Q3 FY2020



Provider/Program Name: Embracing Arms - Jackson (5194) - CCI

Program Census Information:		# Children in Care During Quarter: 8	# Placements During Quarter: 8	# Children in Care On Last Day: 5
CCI Incentive Credits	Avg Performance All CCIs (Points)	Provider Performance (%)*	Possible Points (Weight)	Provider Points Earned
Early EPSDT Medical Visits		100%	2	2.00
Early EPSDT Dental Visits		100%	2	2.00
Permanency Contacts		0%	5	0.00
Additional Academic Supports		36%	2	0.72
HS Grad/GED/Prof or Trade Certificate/College		N/A	10/5/5/1	
EYSS Agreement		Not Eligible	5	
Community Connections		0%	4	0.00
Active Agency Accreditation		50%	4	2.00
Staff Clinical Licensure		10%	5	0.50
Behavior Management (threshold = 0)		100%	4	4.00
Incentives Total	7.45			11.22
Maximum total combined incentive credit allowed is 10 points.			Incentives Awarded	10.00

*Performance calculation descriptions can be found in the FY 2020 RBWO PBP Measurements and Standards Guide.

Child Protective Services Investigations and Dispositions

The following investigations data, which is not used for scoring but is considered significant to a provider's performance, is from Georgia SHINES and is not considered final or complete until the end of the fiscal year.

Total Reports:	0
Number Screened In:	0
Number Screened Out:	0
Number Substantiated:	0
Number Unsubstantiated:	0
Number Active CPS Investigations:	0



DHS, DFCS, Office of Provider Management

Performance-Based Placement Measures

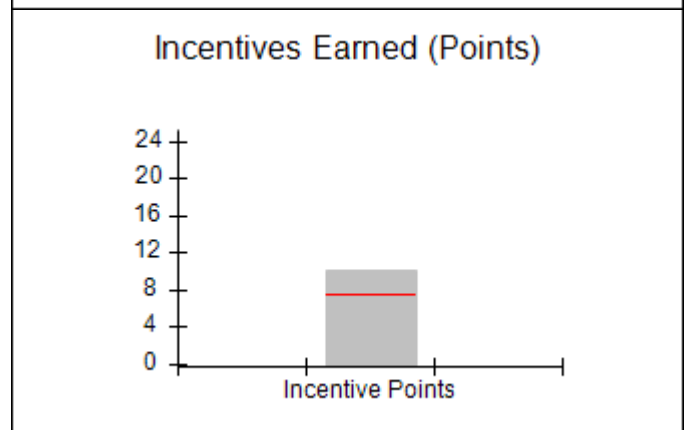
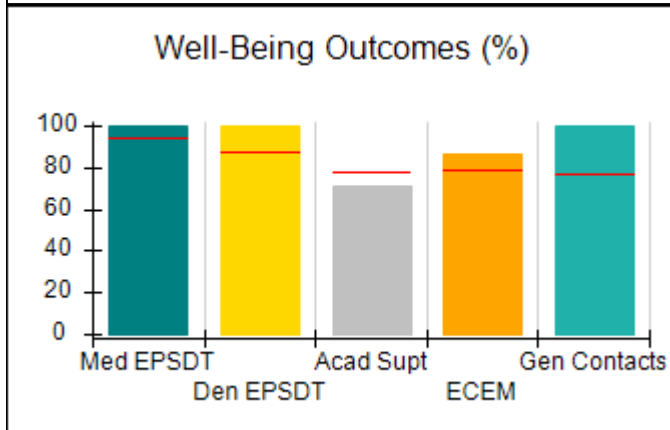
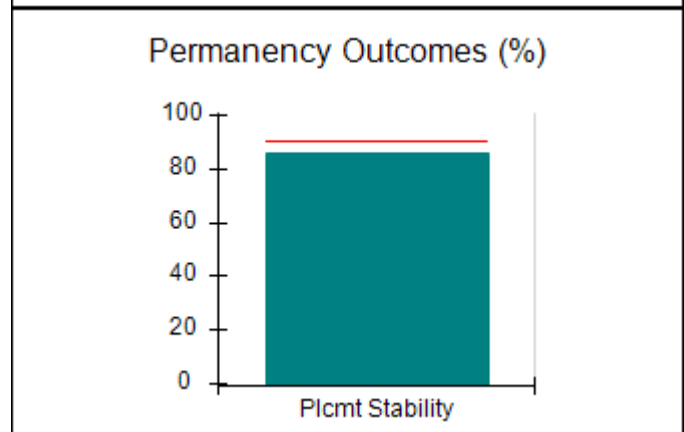
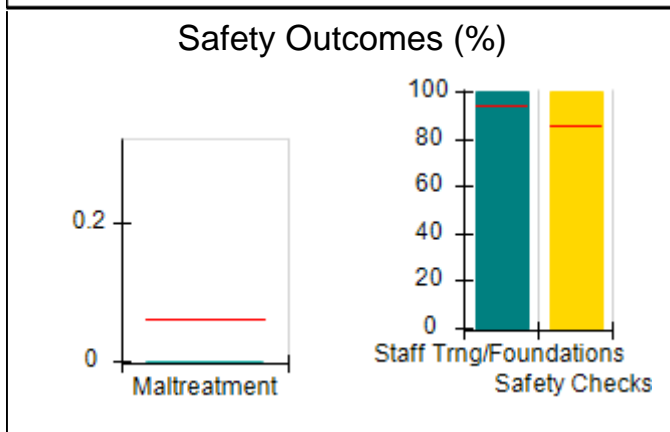
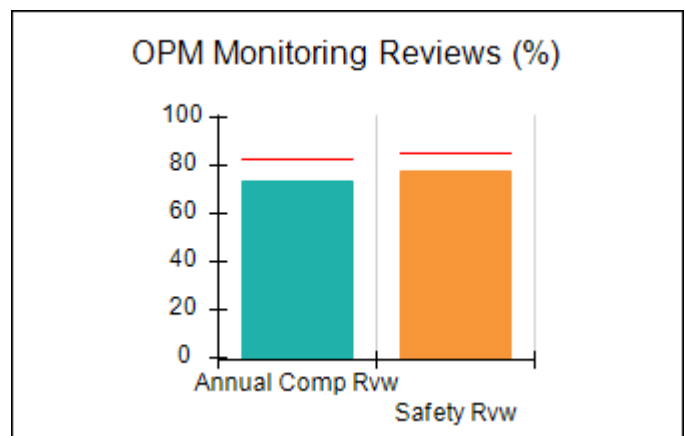
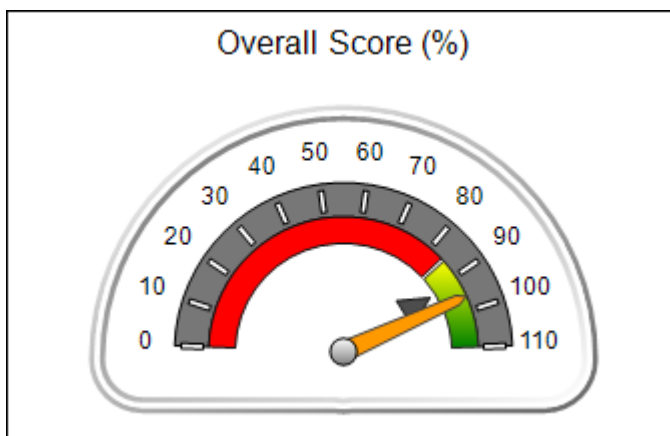
RBWO Provider GA+SCORECARD - CCI

Report Quarter: Q3 FY2020



Provider/Program Name: Families First - Maternity/Second Chance Home (642) - CCI			
2625 Jerome Rd., College Park, GA 30349	Quarterly Scores (Grades)		Current Quarter Score (Grade)
Phone: 404-853-2867	Q1: 95.98 (A)	Q2: 96.36 (A)	96.10% (A)
Vendor ID# 35339	Q3: 96.10 (A)	Q4: N/A	
Program Census Information:	# Children in Care During Quarter: 7	# Placements During Quarter: 7	# Children in Care On Last Day: 3
Quarterly Provider Comparisons to All CCIs			

▼ — indicates average for all CCIs





DHS, DFCS, Office of Provider Management
Performance-Based Placement Measures
RBWO Provider GA+SCORECARD - CCI
 Report Quarter: Q3 FY2020



Provider/Program Name: Families First - Maternity/Second Chance Home (642) - CCI				
2625 Jerome Rd., College Park, GA 30349		Quarterly Scores (Grades)		Current Quarter Score (Grade)
Phone: 404-853-2867		Q1: 95.98 (A)	Q2: 96.36 (A)	96.10% (A)
Vendor ID# 35339		Q3: 96.10 (A)	Q4: N/A	
Program Census Information:		# Children in Care During Quarter: 7	# Placements During Quarter: 7	# Children in Care On Last Day: 3
	Avg Performance All CCIs (%)	Provider Performance (%)*	Possible Points (Weight)	Provider Points Earned
OPM Monitoring Reviews				
Annual Comprehensive Reviews	82%	74%	25	18.43
Safety Reviews	85%	78%	15	11.63
Monitoring Sub-Total			40	30.05
CCI Safety Outcomes				
Incidence of Maltreatment	0.06%	No Substantiated Reports	10	10.00
Staff Training/Foundations	94%	100%	5	5.00
Staff Safety Checks	86%	100%	5	5.00
Safety Sub-Total			20	20.00
CCI Permanency Outcomes				
Placement Stability	90%	86%	15	12.90
Permanency Sub-Total			15	12.90
CCI Well-Being Outcomes				
EPSDT Medical Visits	94%	100%	4	4.00
EPSDT Dental Visits	88%	100%	4	4.00
Academic Supports	78%	71%	3	2.13
Provider ECEM Visits	79%	86%	7	6.02
Provider General Contacts	77%	100%	7	7.00
Placements with Siblings	35%	25%	Not Scored	Not Scored
Placements within Legal County	11%	33%	Not Scored	Not Scored
Well-Being Sub-Total			25	23.15
*Performance calculation descriptions can be found in the FY 2020 RBWO PBP Measurements and Standards Guide.				

Monitoring & Outcomes: Possible Points = 100		Points Earned = 86.10	
Score Before Incentives Credit			86.10%
Incentives Awarded			10.00 pts
PBP Verification			N/A pts
Total Score			96.10%



DHS, DFCS, Office of Provider Management
Performance-Based Placement Measures
RBWO Provider GA+SCORECARD - CCI
Report Quarter: Q3 FY2020



Provider/Program Name: Families First - Maternity/Second Chance Home (642) - CCI

Program Census Information:		# Children in Care During Quarter: 7	# Placements During Quarter: 7	# Children in Care On Last Day: 3
CCI Incentive Credits	Avg Performance All CCIs (Points)	Provider Performance (%)*	Possible Points (Weight)	Provider Points Earned
Early EPSDT Medical Visits		100%	2	2.00
Early EPSDT Dental Visits		100%	2	2.00
Permanency Contacts		None Planned	5	
Additional Academic Supports		0%	2	0.00
HS Grad/GED/Prof or Trade Certificate/College		N/A	10/5/5/1	
EYSS Agreement		Not Eligible	5	
Community Connections		0%	4	0.00
Active Agency Accreditation		50%	4	2.00
Staff Clinical Licensure		0%	5	0.00
Behavior Management (threshold = 0)		100%	4	4.00
Incentives Total	7.45			10.00
Maximum total combined incentive credit allowed is 10 points.			Incentives Awarded	10.00

*Performance calculation descriptions can be found in the FY 2020 RBWO PBP Measurements and Standards Guide.

Child Protective Services Investigations and Dispositions

The following investigations data, which is not used for scoring but is considered significant to a provider's performance, is from Georgia SHINES and is not considered final or complete until the end of the fiscal year.

Total Reports:	0
Number Screened In:	0
Number Screened Out:	0
Number Substantiated:	0
Number Unsubstantiated:	0
Number Active CPS Investigations:	0



DHS, DFCS, Office of Provider Management

Performance-Based Placement Measures

RBWO Provider GA+SCORECARD - CCI



Report Quarter: Q3 FY2020

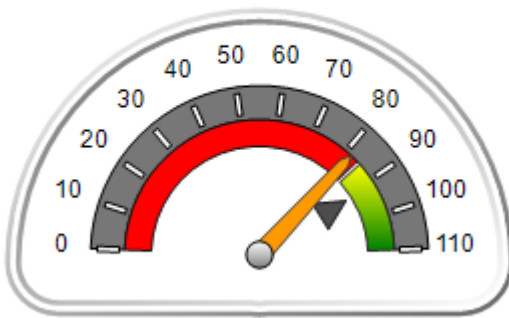
Provider/Program Name: Family Choices - (5153) - CCI

6345 Queens Road, Douglasville, GA 30135	Quarterly Scores (Grades)		Current Quarter Score (Grade)
Phone: 404-474-2064	Q1: 98.41 (A+)	Q2: 99.04 (A+)	81.78% (B-)
Vendor ID# 54024	Q3: 81.78 (B-)	Q4: N/A	
Program Census Information:	# Children in Care During Quarter: 9	# Placements During Quarter: 9	# Children in Care On Last Day: 6

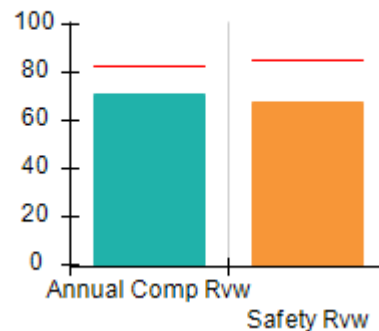
Quarterly Provider Comparisons to All CCIs

▼ — indicates average for all CCIs

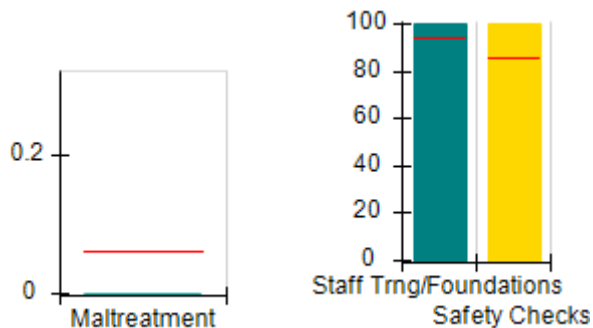
Overall Score (%)



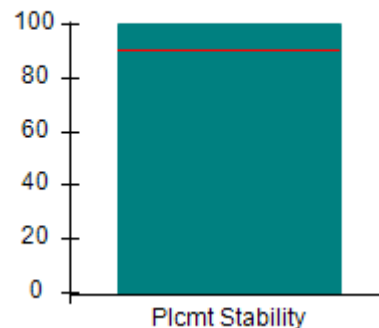
OPM Monitoring Reviews (%)



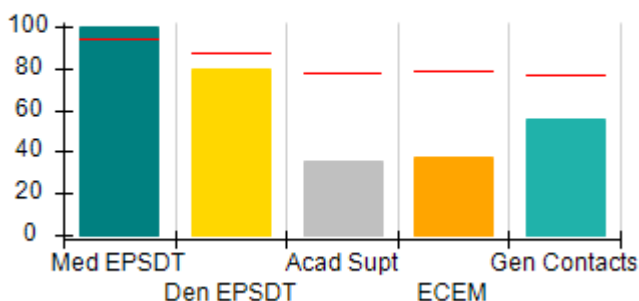
Safety Outcomes (%)



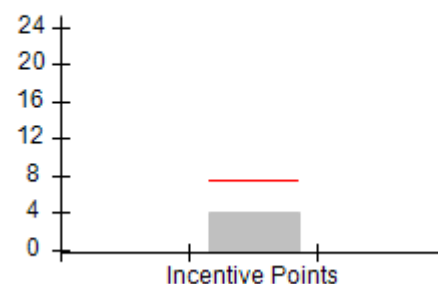
Permanency Outcomes (%)



Well-Being Outcomes (%)



Incentives Earned (Points)





DHS, DFCS, Office of Provider Management
Performance-Based Placement Measures
RBWO Provider GA+SCORECARD - CCI
 Report Quarter: Q3 FY2020



Provider/Program Name: Family Choices - (5153) - CCI				
6345 Queens Road, Douglasville, GA 30135		Quarterly Scores (Grades)		Current Quarter Score (Grade)
Phone: 404-474-2064		Q1: 98.41 (A+)	Q2: 99.04 (A+)	81.78% (B-)
Vendor ID# 54024		Q3: 81.78 (B-)	Q4: N/A	
Program Census Information:		# Children in Care During Quarter: 9	# Placements During Quarter: 9	# Children in Care On Last Day: 6
	Avg Performance All CCIs (%)	Provider Performance (%)*	Possible Points (Weight)	Provider Points Earned
OPM Monitoring Reviews				
Annual Comprehensive Reviews	82%	71%	25	17.79
Safety Reviews	85%	68%	15	10.13
Monitoring Sub-Total			40	27.92
CCI Safety Outcomes				
Incidence of Maltreatment	0.06%	No Substantiated Reports	10	10.00
Staff Training/Foundations	94%	100%	5	5.00
Staff Safety Checks	86%	100%	5	5.00
Safety Sub-Total			20	20.00
CCI Permanency Outcomes				
Placement Stability	90%	100%	15	15.00
Permanency Sub-Total			15	15.00
CCI Well-Being Outcomes				
EPSDT Medical Visits	94%	100%	4	4.00
EPSDT Dental Visits	88%	80%	4	3.20
Academic Supports	78%	36%	3	1.08
Provider ECEM Visits	79%	38%	7	2.66
Provider General Contacts	77%	56%	7	3.92
Placements with Siblings	35%	0%	Not Scored	Not Scored
Placements within Legal County	11%	0%	Not Scored	Not Scored
Well-Being Sub-Total			25	14.86
*Performance calculation descriptions can be found in the FY 2020 RBWO PBP Measurements and Standards Guide.				

Monitoring & Outcomes: Possible Points = 100		Points Earned = 77.78	
Score Before Incentives Credit			77.78%
Incentives Awarded			4.00 pts
PBP Verification			N/A pts
Total Score			81.78%



DHS, DFCS, Office of Provider Management
Performance-Based Placement Measures
RBWO Provider GA+SCORECARD - CCI
Report Quarter: Q3 FY2020



Provider/Program Name: Family Choices - (5153) - CCI

Program Census Information:		# Children in Care During Quarter: 9	# Placements During Quarter: 9	# Children in Care On Last Day: 6
CCI Incentive Credits	Avg Performance All CCIs (Points)	Provider Performance (%)*	Possible Points (Weight)	Provider Points Earned
Early EPSDT Medical Visits		Not Eligible	2	
Early EPSDT Dental Visits		0%	2	0.00
Permanency Contacts		None Planned	5	
Additional Academic Supports		0%	2	0.00
HS Grad/GED/Prof or Trade Certificate/College		N/A	10/5/5/1	
EYSS Agreement		Not Eligible	5	
Community Connections		0%	4	0.00
Active Agency Accreditation		0%	4	0.00
Staff Clinical Licensure		0%	5	0.00
Behavior Management (threshold = 0)		100%	4	4.00
Incentives Total	7.45			4.00
Maximum total combined incentive credit allowed is 10 points.			Incentives Awarded	4.00

*Performance calculation descriptions can be found in the FY 2020 RBWO PBP Measurements and Standards Guide.

Child Protective Services Investigations and Dispositions

The following investigations data, which is not used for scoring but is considered significant to a provider's performance, is from Georgia SHINES and is not considered final or complete until the end of the fiscal year.

Total Reports:	1
Number Screened In:	1
Number Screened Out:	0
Number Substantiated:	0
Number Unsubstantiated:	2
Number Active CPS Investigations:	-1



Performance-Based Placement Measures

RBWO Provider GA+SCORECARD - CCI

Report Quarter: Q3 FY2020

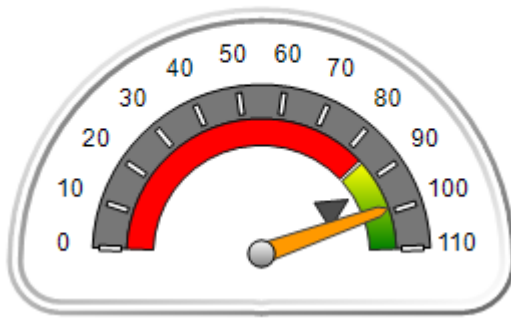
Provider/Program Name: Family Crisis Center of Walker, Dade, Catoosa, Chattooga Counties - The Cottage (645) - CCI

467 Long Hollow Rd., Rock Spring, GA 30739	Quarterly Scores (Grades)		Current Quarter Score (Grade)
Phone: 706-375-9060	Q1: 95.20 (A)	Q2: 103.69 (A+)	99.02% (A+)
Vendor ID# 35341	Q3: 99.02 (A+)	Q4: N/A	
Program Census Information:	# Children in Care During Quarter: 20	# Placements During Quarter: 21	# Children in Care On Last Day: 14

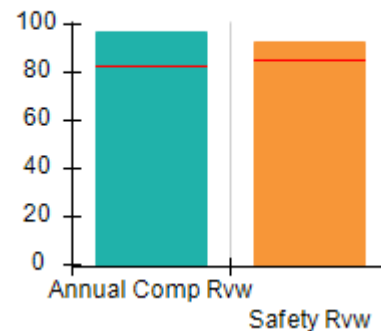
Quarterly Provider Comparisons to All CCIs

indicates average for all CCIs

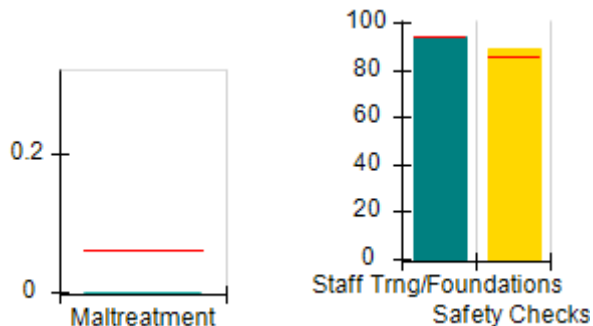
Overall Score (%)



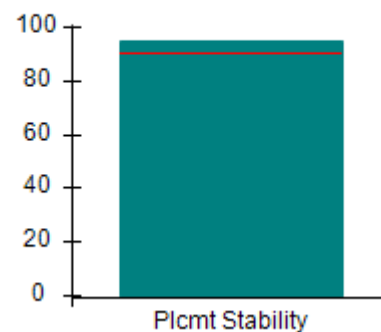
OPM Monitoring Reviews (%)



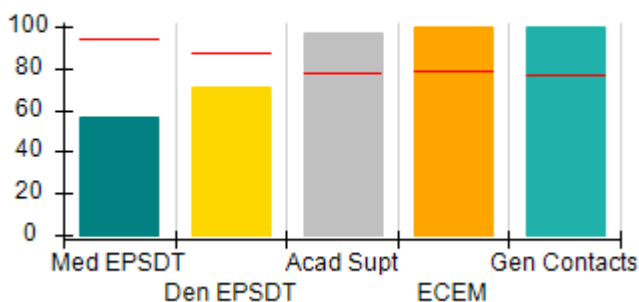
Safety Outcomes (%)



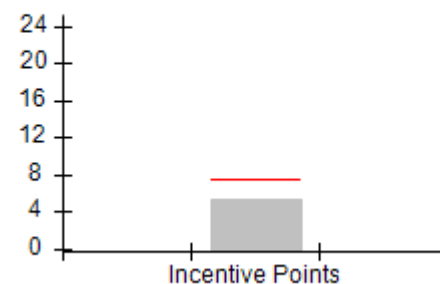
Permanency Outcomes (%)



Well-Being Outcomes (%)



Incentives Earned (Points)





Performance-Based Placement Measures

RBWO Provider GA+SCORECARD - CCI

Report Quarter: Q3 FY2020

Provider/Program Name: Family Crisis Center of Walker, Dade, Catoosa, Chattooga Counties - The Cottage (645) - CCI				
467 Long Hollow Rd., Rock Spring, GA 30739		Quarterly Scores (Grades)		Current Quarter Score (Grade)
Phone: 706-375-9060		Q1: 95.20 (A)	Q2: 103.69 (A+)	99.02% (A+)
Vendor ID# 35341		Q3: 99.02 (A+)	Q4: N/A	
Program Census Information:		# Children in Care During Quarter: 20	# Placements During Quarter: 21	# Children in Care On Last Day: 14
	Avg Performance All CCIs (%)	Provider Performance (%)*	Possible Points (Weight)	Provider Points Earned
OPM Monitoring Reviews				
Annual Comprehensive Reviews	82%	97%	25	24.31
Safety Reviews	85%	93%	15	13.88
Monitoring Sub-Total			40	38.19
CCI Safety Outcomes				
Incidence of Maltreatment	0.06%	No Substantiated Reports	10	10.00
Staff Training/Foundations	94%	94%	5	4.70
Staff Safety Checks	86%	89%	5	4.45
Safety Sub-Total			20	19.15
CCI Permanency Outcomes				
Placement Stability	90%	95%	15	14.25
Permanency Sub-Total			15	14.25
CCI Well-Being Outcomes				
EPSDT Medical Visits	94%	57%	4	2.28
EPSDT Dental Visits	88%	71%	4	2.84
Academic Supports	78%	97%	3	2.91
Provider ECEM Visits	79%	100%	7	7.00
Provider General Contacts	77%	100%	7	7.00
Placements with Siblings	35%	88%	Not Scored	Not Scored
Placements within Legal County	11%	17%	Not Scored	Not Scored
Well-Being Sub-Total			25	22.03
*Performance calculation descriptions can be found in the FY 2020 RBWO PBP Measurements and Standards Guide.				

Monitoring & Outcomes: Possible Points = 100	Points Earned = 93.62
Score Before Incentives Credit	93.62%
Incentives Awarded	5.40 pts
PBP Verification	N/A pts
Total Score	99.02%



DHS, DFCS, Office of Provider Management
Performance-Based Placement Measures
RBWO Provider GA+SCORECARD - CCI



Report Quarter: Q3 FY2020

Provider/Program Name: Family Crisis Center of Walker, Dade, Catoosa, Chattooga Counties - The Cottage (645) - CCI

Program Census Information:		# Children in Care During Quarter: 20	# Placements During Quarter: 21	# Children in Care On Last Day: 14
CCI Incentive Credits	Avg Performance All CCIs (Points)	Provider Performance (%)*	Possible Points (Weight)	Provider Points Earned
Early EPSDT Medical Visits		20%	2	0.40
Early EPSDT Dental Visits		50%	2	1.00
Permanency Contacts		0%	5	0.00
Additional Academic Supports		0%	2	0.00
HS Grad/GED/Prof or Trade Certificate/College		N/A	10/5/5/1	
EYSS Agreement		0%	5	0.00
Community Connections		0%	4	0.00
Active Agency Accreditation		0%	4	0.00
Staff Clinical Licensure		0%	5	0.00
Behavior Management (threshold = 0)		100%	4	4.00
Incentives Total	7.45			5.40
Maximum total combined incentive credit allowed is 10 points.			Incentives Awarded	5.40

*Performance calculation descriptions can be found in the FY 2020 RBWO PBP Measurements and Standards Guide.

Child Protective Services Investigations and Dispositions

The following investigations data, which is not used for scoring but is considered significant to a provider's performance, is from Georgia SHINES and is not considered final or complete until the end of the fiscal year.

Total Reports:	0
Number Screened In:	0
Number Screened Out:	0
Number Substantiated:	0
Number Unsubstantiated:	0
Number Active CPS Investigations:	0



DHS, DFCS, Office of Provider Management
Performance-Based Placement Measures
RBWO Provider GA+SCORECARD - CCI
Report Quarter: Q3 FY2020



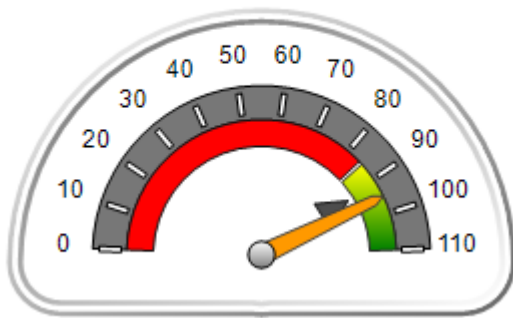
Provider/Program Name: Family Life Center, Inc. - (5347) - CCI

405 West Tyler St. , Talbotton, GA 31827	Quarterly Scores (Grades)		Current Quarter Score (Grade)
Phone: 706-523-1114	Q1: 66.42 (D)	Q2: 87.25 (B+)	95.25% (A)
Vendor ID# 159967	Q3: 95.25 (A)	Q4: N/A	
Program Census Information:	# Children in Care During Quarter: 8	# Placements During Quarter: 8	# Children in Care On Last Day: 6

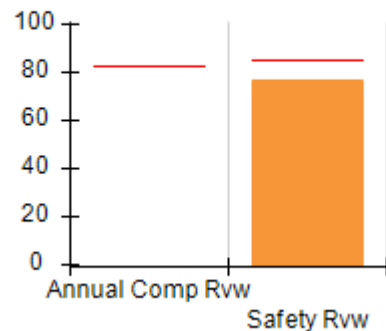
Quarterly Provider Comparisons to All CCIs

▼ — indicates average for all CCIs

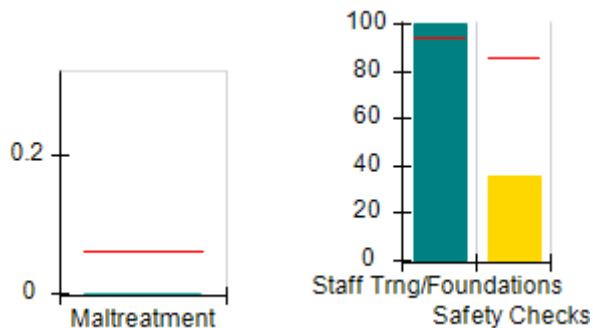
Overall Score (%)



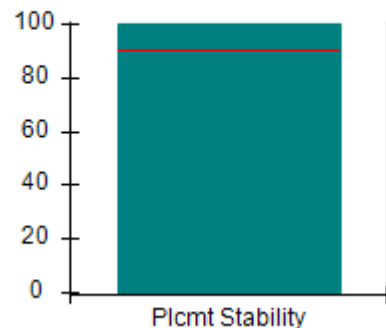
OPM Monitoring Reviews (%)



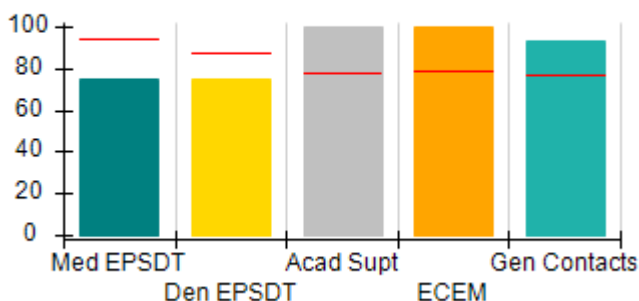
Safety Outcomes (%)



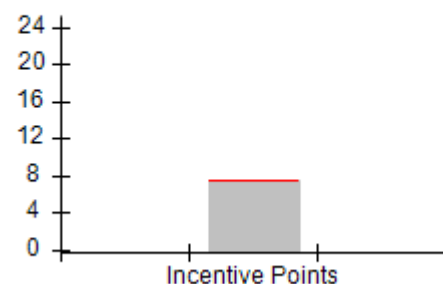
Permanency Outcomes (%)



Well-Being Outcomes (%)



Incentives Earned (Points)





DHS, DFCS, Office of Provider Management
Performance-Based Placement Measures
RBWO Provider GA+SCORECARD - CCI
 Report Quarter: Q3 FY2020



Provider/Program Name: Family Life Center, Inc. - (5347) - CCI				
405 West Tyler St. , Talbotton, GA 31827		Quarterly Scores (Grades)		Current Quarter Score (Grade)
Phone: 706-523-1114		Q1: 66.42 (D)	Q2: 87.25 (B+)	95.25% (A)
Vendor ID# 159967		Q3: 95.25 (A)	Q4: N/A	
Program Census Information:		# Children in Care During Quarter: 8	# Placements During Quarter: 8	# Children in Care On Last Day: 6
	Avg Performance All CCIs (%)	Provider Performance (%)*	Possible Points (Weight)	Provider Points Earned
OPM Monitoring Reviews				
Annual Comprehensive Reviews	82%	Not Yet Conducted		
Safety Reviews	85%	77%	15	11.50
Monitoring Sub-Total			15	11.50
CCI Safety Outcomes				
Incidence of Maltreatment	0.06%	No Substantiated Reports	10	10.00
Staff Training/Foundations	94%	100%	5	5.00
Staff Safety Checks	86%	36%	5	1.80
Safety Sub-Total			20	16.80
CCI Permanency Outcomes				
Placement Stability	90%	100%	15	15.00
Permanency Sub-Total			15	15.00
CCI Well-Being Outcomes				
EPSDT Medical Visits	94%	75%	4	3.00
EPSDT Dental Visits	88%	75%	4	3.00
Academic Supports	78%	100%	3	3.00
Provider ECEM Visits	79%	100%	7	7.00
Provider General Contacts	77%	93%	7	6.51
Placements with Siblings	35%	Not Eligible	Not Scored	Not Scored
Placements within Legal County	11%	0%	Not Scored	Not Scored
Well-Being Sub-Total			25	22.51
*Performance calculation descriptions can be found in the FY 2020 RBWO PBP Measurements and Standards Guide.				

Monitoring & Outcomes: Possible Points = 75		Points Earned = 65.81	
Score Before Incentives Credit			87.75%
Incentives Awarded			7.50 pts
PBP Verification			N/A pts
Total Score			95.25%



DHS, DFCS, Office of Provider Management
Performance-Based Placement Measures
RBWO Provider GA+SCORECARD - CCI
Report Quarter: Q3 FY2020



Provider/Program Name: Family Life Center, Inc. - (5347) - CCI

Program Census Information:		# Children in Care During Quarter: 8	# Placements During Quarter: 8	# Children in Care On Last Day: 6
CCI Incentive Credits	Avg Performance All CCIs (Points)	Provider Performance (%)*	Possible Points (Weight)	Provider Points Earned
Early EPSDT Medical Visits		0%	2	0.00
Early EPSDT Dental Visits		50%	2	1.00
Permanency Contacts		None Planned	5	
Additional Academic Supports		100%	2	2.00
HS Grad/GED/Prof or Trade Certificate/College		N/A	10/5/5/1	
EYSS Agreement		Not Eligible	5	
Community Connections		0%	4	0.00
Active Agency Accreditation		0%	4	0.00
Staff Clinical Licensure		10%	5	0.50
Behavior Management (threshold = 0)		100%	4	4.00
Incentives Total	7.45			7.50
Maximum total combined incentive credit allowed is 10 points.			Incentives Awarded	7.50

*Performance calculation descriptions can be found in the FY 2020 RBWO PBP Measurements and Standards Guide.

Child Protective Services Investigations and Dispositions

The following investigations data, which is not used for scoring but is considered significant to a provider's performance, is from Georgia SHINES and is not considered final or complete until the end of the fiscal year.

Total Reports:	0
Number Screened In:	0
Number Screened Out:	0
Number Substantiated:	0
Number Unsubstantiated:	0
Number Active CPS Investigations:	0



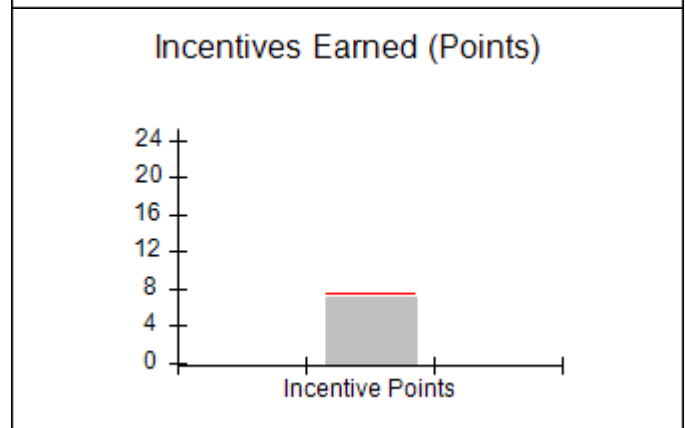
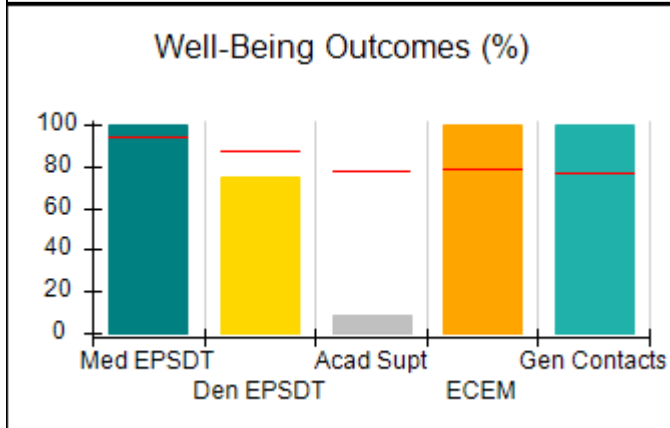
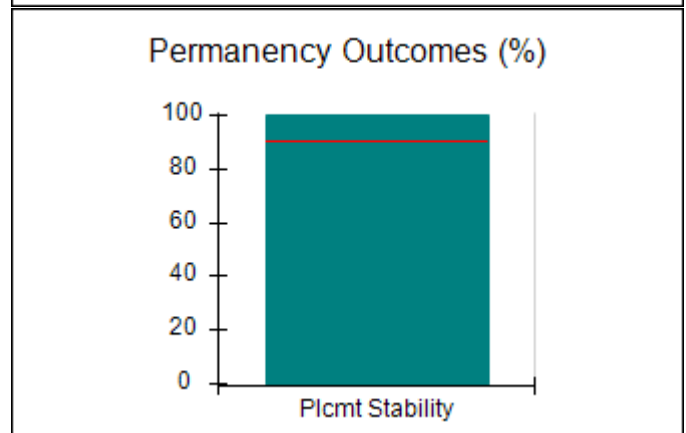
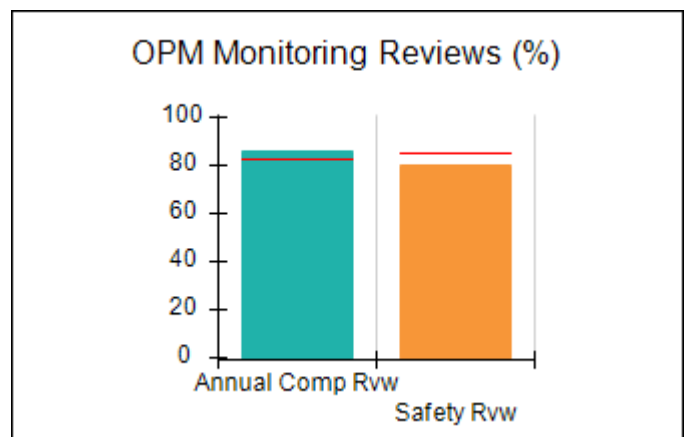
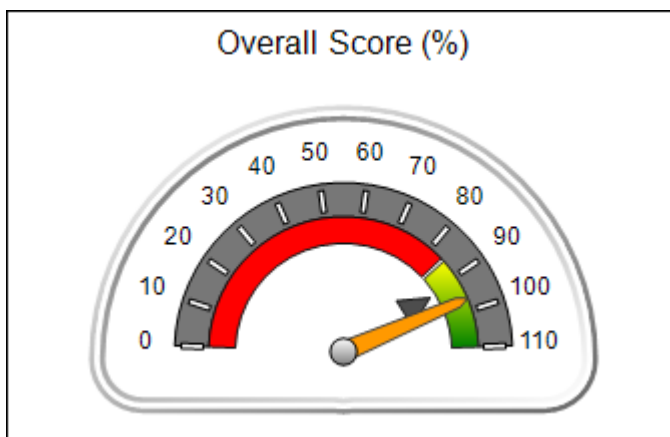
DHS, DFCS, Office of Provider Management
Performance-Based Placement Measures
RBWO Provider GA+SCORECARD - CCI



Report Quarter: Q3 FY2020

Provider/Program Name: Family Support Council - Oak Haven Second Chance Home (646) - CCI			
216 Fort Hill Terr., Dalton, GA 30721	Quarterly Scores (Grades)		Current Quarter Score (Grade)
Phone: 706-259-4550	Q1: 100.07 (A+)	Q2: 94.18 (A)	96.78% (A)
Vendor ID# 35343	Q3: 96.78 (A)	Q4: N/A	
Program Census Information:	# Children in Care During Quarter: 6	# Placements During Quarter: 6	# Children in Care On Last Day: 4
Quarterly Provider Comparisons to All CCIs			

▼ — indicates average for all CCIs





Performance-Based Placement Measures

RBWO Provider GA+SCORECARD - CCI

Report Quarter: Q3 FY2020

Provider/Program Name: Family Support Council - Oak Haven Second Chance Home (646) - CCI				
216 Fort Hill Terr., Dalton, GA 30721		Quarterly Scores (Grades)		Current Quarter Score (Grade)
Phone: 706-259-4550		Q1: 100.07 (A+)	Q2: 94.18 (A)	96.78% (A)
Vendor ID# 35343		Q3: 96.78 (A)	Q4: N/A	
Program Census Information:		# Children in Care During Quarter: 6	# Placements During Quarter: 6	# Children in Care On Last Day: 4
	Avg Performance All CCIs (%)	Provider Performance (%)*	Possible Points (Weight)	Provider Points Earned
OPM Monitoring Reviews				
Annual Comprehensive Reviews	82%	86%	25	21.51
Safety Reviews	85%	80%	15	12.00
Monitoring Sub-Total			40	33.51
CCI Safety Outcomes				
Incidence of Maltreatment	0.06%	No Substantiated Reports	10	10.00
Staff Training/Foundations	94%	100%	5	5.00
Staff Safety Checks	86%	100%	5	5.00
Safety Sub-Total			20	20.00
CCI Permanency Outcomes				
Placement Stability	90%	100%	15	15.00
Permanency Sub-Total			15	15.00
CCI Well-Being Outcomes				
EPSDT Medical Visits	94%	100%	4	4.00
EPSDT Dental Visits	88%	75%	4	3.00
Academic Supports	78%	9%	3	0.27
Provider ECEM Visits	79%	100%	7	7.00
Provider General Contacts	77%	100%	7	7.00
Placements with Siblings	35%	Not Eligible	Not Scored	Not Scored
Placements within Legal County	11%	0%	Not Scored	Not Scored
Well-Being Sub-Total			25	21.27
*Performance calculation descriptions can be found in the FY 2020 RBWO PBP Measurements and Standards Guide.				

Monitoring & Outcomes: Possible Points = 100		Points Earned = 89.78	
Score Before Incentives Credit			89.78%
Incentives Awarded			7.00 pts
PBP Verification			N/A pts
Total Score			96.78%



DHS, DFCS, Office of Provider Management
Performance-Based Placement Measures
RBWO Provider GA+SCORECARD - CCI



Report Quarter: Q3 FY2020

Provider/Program Name: Family Support Council - Oak Haven Second Chance Home (646) - CCI

Program Census Information:		# Children in Care During Quarter: 6	# Placements During Quarter: 6	# Children in Care On Last Day: 4
CCI Incentive Credits	Avg Performance All CCIs (Points)	Provider Performance (%)*	Possible Points (Weight)	Provider Points Earned
Early EPSDT Medical Visits		100%	2	2.00
Early EPSDT Dental Visits		50%	2	1.00
Permanency Contacts		None Planned	5	
Additional Academic Supports		0%	2	0.00
HS Grad/GED/Prof or Trade Certificate/College		N/A	10/5/5/1	
EYSS Agreement		Not Eligible	5	
Community Connections		0%	4	0.00
Active Agency Accreditation		0%	4	0.00
Staff Clinical Licensure		0%	5	0.00
Behavior Management (threshold = 0)		100%	4	4.00
Incentives Total	7.45			7.00
Maximum total combined incentive credit allowed is 10 points.			Incentives Awarded	7.00

*Performance calculation descriptions can be found in the FY 2020 RBWO PBP Measurements and Standards Guide.

Child Protective Services Investigations and Dispositions

The following investigations data, which is not used for scoring but is considered significant to a provider's performance, is from Georgia SHINES and is not considered final or complete until the end of the fiscal year.

Total Reports:	0
Number Screened In:	0
Number Screened Out:	0
Number Substantiated:	0
Number Unsubstantiated:	0
Number Active CPS Investigations:	0



Performance-Based Placement Measures

RBWO Provider GA+SCORECARD - CCI

Report Quarter: Q3 FY2020

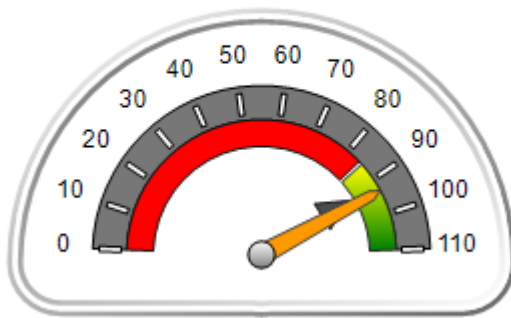
Provider/Program Name: Foundation Group Home, Inc. - CCI (992) - CCI

827 Tallapoosa Street, Bremen, GA 30110	Quarterly Scores (Grades)		Current Quarter Score (Grade)
Phone: 770-537-0700	Q1: 87.68 (B+)	Q2: 90.86 (A-)	93.60% (A-)
Vendor ID# 44184	Q3: 93.60 (A-)	Q4: N/A	
Program Census Information:	# Children in Care During Quarter: 10	# Placements During Quarter: 10	# Children in Care On Last Day: 8

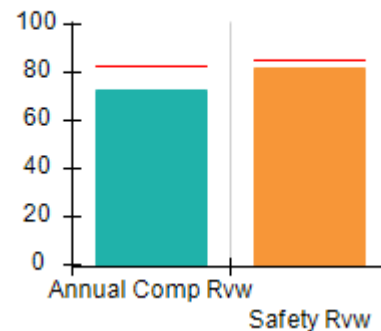
Quarterly Provider Comparisons to All CCIs

indicates average for all CCIs

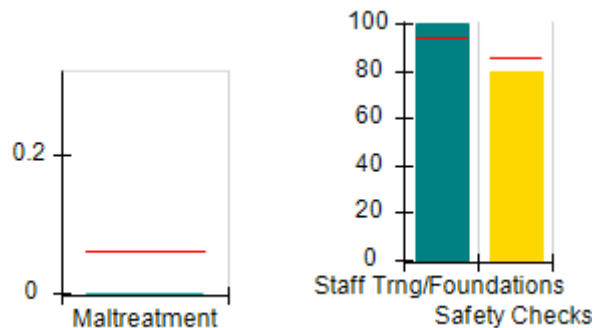
Overall Score (%)



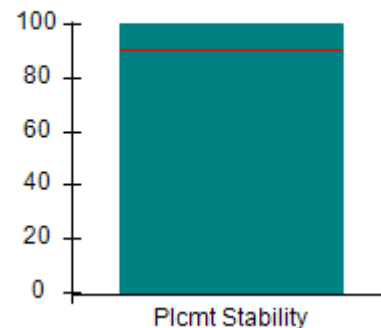
OPM Monitoring Reviews (%)



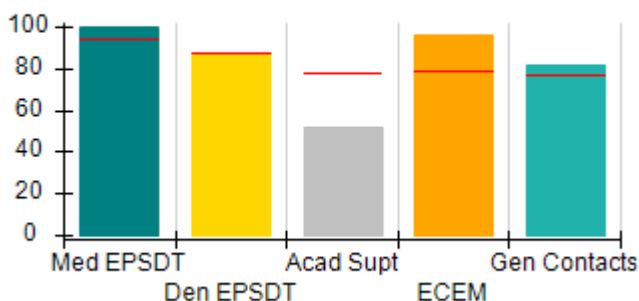
Safety Outcomes (%)



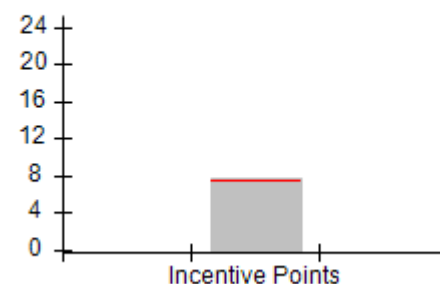
Permanency Outcomes (%)



Well-Being Outcomes (%)



Incentives Earned (Points)





DHS, DFCS, Office of Provider Management
Performance-Based Placement Measures
RBWO Provider GA+SCORECARD - CCI
 Report Quarter: Q3 FY2020



Provider/Program Name: Foundation Group Home, Inc. - CCI (992) - CCI				
827 Tallapoosa Street, Bremen, GA 30110		Quarterly Scores (Grades)		Current Quarter Score (Grade)
Phone: 770-537-0700		Q1: 87.68 (B+)	Q2: 90.86 (A-)	93.60% (A-)
Vendor ID# 44184		Q3: 93.60 (A-)	Q4: N/A	
Program Census Information:		# Children in Care During Quarter: 10	# Placements During Quarter: 10	# Children in Care On Last Day: 8
	Avg Performance All CCIs (%)	Provider Performance (%)*	Possible Points (Weight)	Provider Points Earned
OPM Monitoring Reviews				
Annual Comprehensive Reviews	82%	73%	25	18.15
Safety Reviews	85%	82%	15	12.25
Monitoring Sub-Total			40	30.40
CCI Safety Outcomes				
Incidence of Maltreatment	0.06%	No Substantiated Reports	10	10.00
Staff Training/Foundations	94%	100%	5	5.00
Staff Safety Checks	86%	80%	5	4.00
Safety Sub-Total			20	19.00
CCI Permanency Outcomes				
Placement Stability	90%	100%	15	15.00
Permanency Sub-Total			15	15.00
CCI Well-Being Outcomes				
EPSDT Medical Visits	94%	100%	4	4.00
EPSDT Dental Visits	88%	86%	4	3.44
Academic Supports	78%	52%	3	1.56
Provider ECEM Visits	79%	96%	7	6.72
Provider General Contacts	77%	82%	7	5.74
Placements with Siblings	35%	0%	Not Scored	Not Scored
Placements within Legal County	11%	0%	Not Scored	Not Scored
Well-Being Sub-Total			25	21.46
*Performance calculation descriptions can be found in the FY 2020 RBWO PBP Measurements and Standards Guide.				

Monitoring & Outcomes: Possible Points = 100		Points Earned = 85.86	
Score Before Incentives Credit			85.86%
Incentives Awarded			7.74 pts
PBP Verification			N/A pts
Total Score			93.60%



DHS, DFCS, Office of Provider Management
Performance-Based Placement Measures
RBWO Provider GA+SCORECARD - CCI
Report Quarter: Q3 FY2020



Provider/Program Name: Foundation Group Home, Inc. - CCI (992) - CCI

Program Census Information:		# Children in Care During Quarter: 10	# Placements During Quarter: 10	# Children in Care On Last Day: 8
CCI Incentive Credits	Avg Performance All CCIs (Points)	Provider Performance (%)*	Possible Points (Weight)	Provider Points Earned
Early EPSDT Medical Visits		100%	2	2.00
Early EPSDT Dental Visits		67%	2	1.34
Permanency Contacts		None Planned	5	
Additional Academic Supports		20%	2	0.40
HS Grad/GED/Prof or Trade Certificate/College		N/A	10/5/5/1	
EYSS Agreement		Not Eligible	5	
Community Connections		0%	4	0.00
Active Agency Accreditation		0%	4	0.00
Staff Clinical Licensure		0%	5	0.00
Behavior Management (threshold = 0)		100%	4	4.00
Incentives Total	7.45			7.74
Maximum total combined incentive credit allowed is 10 points.			Incentives Awarded	7.74

*Performance calculation descriptions can be found in the FY 2020 RBWO PBP Measurements and Standards Guide.

Child Protective Services Investigations and Dispositions

The following investigations data, which is not used for scoring but is considered significant to a provider's performance, is from Georgia SHINES and is not considered final or complete until the end of the fiscal year.

Total Reports:	0
Number Screened In:	0
Number Screened Out:	0
Number Substantiated:	0
Number Unsubstantiated:	0
Number Active CPS Investigations:	0



DHS, DFCS, Office of Provider Management
Performance-Based Placement Measures
RBWO Provider GA+SCORECARD - CCI
Report Quarter: Q3 FY2020



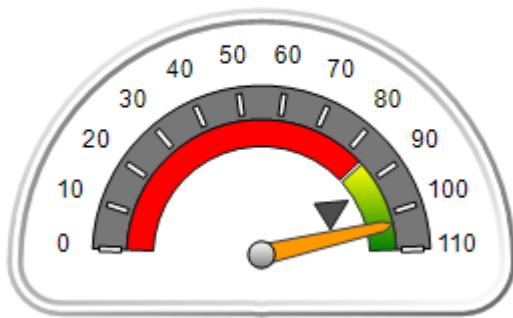
Provider/Program Name: Genesis House for Homeless, Inc. - (654) - CCI

2107 Hwy 41 North, Perry, GA 31069	Quarterly Scores (Grades)		Current Quarter Score (Grade)
Phone: 478-987-7466	Q1: 99.50 (A+)	Q2: 102.41 (A+)	103.11% (A+)
Vendor ID# 35355	Q3: 103.11 (A+)	Q4: N/A	
Program Census Information:	# Children in Care During Quarter: 9	# Placements During Quarter: 9	# Children in Care On Last Day: 7

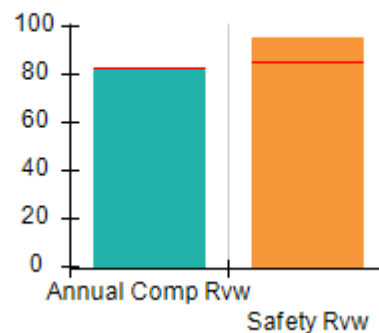
Quarterly Provider Comparisons to All CCIs

▼ — indicates average for all CCIs

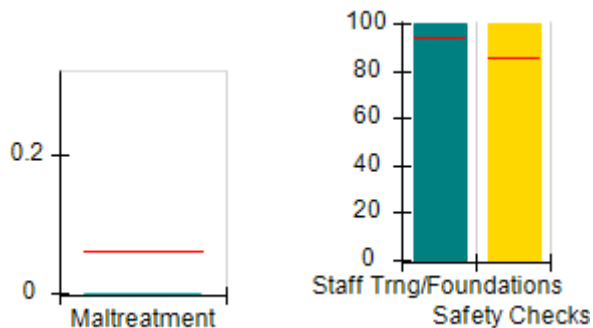
Overall Score (%)



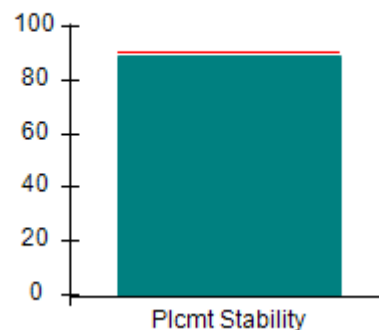
OPM Monitoring Reviews (%)



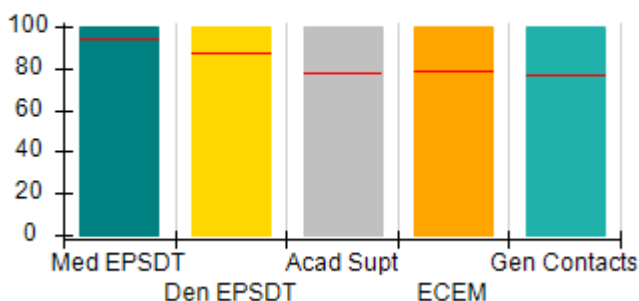
Safety Outcomes (%)



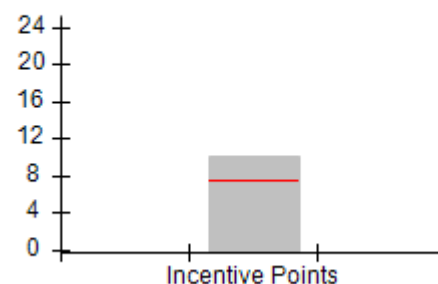
Permanency Outcomes (%)



Well-Being Outcomes (%)



Incentives Earned (Points)





DHS, DFCS, Office of Provider Management
Performance-Based Placement Measures
RBWO Provider GA+SCORECARD - CCI
 Report Quarter: Q3 FY2020



Provider/Program Name: Genesis House for Homeless, Inc. - (654) - CCI				
2107 Hwy 41 North, Perry, GA 31069		Quarterly Scores (Grades)		Current Quarter Score (Grade)
Phone: 478-987-7466		Q1: 99.50 (A+)	Q2: 102.41 (A+)	103.11% (A+)
Vendor ID# 35355		Q3: 103.11 (A+)	Q4: N/A	
Program Census Information:		# Children in Care During Quarter: 9	# Placements During Quarter: 9	# Children in Care On Last Day: 7
	Avg Performance All CCIs (%)	Provider Performance (%)*	Possible Points (Weight)	Provider Points Earned
OPM Monitoring Reviews				
Annual Comprehensive Reviews	82%	82%	25	20.51
Safety Reviews	85%	95%	15	14.25
Monitoring Sub-Total			40	34.76
CCI Safety Outcomes				
Incidence of Maltreatment	0.06%	No Substantiated Reports	10	10.00
Staff Training/Foundations	94%	100%	5	5.00
Staff Safety Checks	86%	100%	5	5.00
Safety Sub-Total			20	20.00
CCI Permanency Outcomes				
Placement Stability	90%	89%	15	13.35
Permanency Sub-Total			15	13.35
CCI Well-Being Outcomes				
EPSDT Medical Visits	94%	100%	4	4.00
EPSDT Dental Visits	88%	100%	4	4.00
Academic Supports	78%	100%	3	3.00
Provider ECEM Visits	79%	100%	7	7.00
Provider General Contacts	77%	100%	7	7.00
Placements with Siblings	35%	0%	Not Scored	Not Scored
Placements within Legal County	11%	Not Eligible	Not Scored	Not Scored
Well-Being Sub-Total			25	25.00
*Performance calculation descriptions can be found in the FY 2020 RBWO PBP Measurements and Standards Guide.				

Monitoring & Outcomes: Possible Points = 100		Points Earned = 93.11	
Score Before Incentives Credit			93.11%
Incentives Awarded			10.00 pts
PBP Verification			0.00 pts
Total Score			103.11%



DHS, DFCS, Office of Provider Management
Performance-Based Placement Measures
RBWO Provider GA+SCORECARD - CCI
Report Quarter: Q3 FY2020



Provider/Program Name: Genesis House for Homeless, Inc. - (654) - CCI

Program Census Information:		# Children in Care During Quarter: 9	# Placements During Quarter: 9	# Children in Care On Last Day: 7
CCI Incentive Credits	Avg Performance All CCIs (Points)	Provider Performance (%)*	Possible Points (Weight)	Provider Points Earned
Early EPSDT Medical Visits		100%	2	2.00
Early EPSDT Dental Visits		100%	2	2.00
Permanency Contacts		0%	5	0.00
Additional Academic Supports		100%	2	2.00
HS Grad/GED/Prof or Trade Certificate/College		N/A	10/5/5/1	
EYSS Agreement		Not Eligible	5	
Community Connections		0%	4	0.00
Active Agency Accreditation		0%	4	0.00
Staff Clinical Licensure		0%	5	0.00
Behavior Management (threshold = 0)		100%	4	4.00
Incentives Total	7.45			10.00
Maximum total combined incentive credit allowed is 10 points.			Incentives Awarded	10.00

*Performance calculation descriptions can be found in the FY 2020 RBWO PBP Measurements and Standards Guide.

Child Protective Services Investigations and Dispositions

The following investigations data, which is not used for scoring but is considered significant to a provider's performance, is from Georgia SHINES and is not considered final or complete until the end of the fiscal year.

Total Reports:	0
Number Screened In:	0
Number Screened Out:	0
Number Substantiated:	0
Number Unsubstantiated:	0
Number Active CPS Investigations:	0



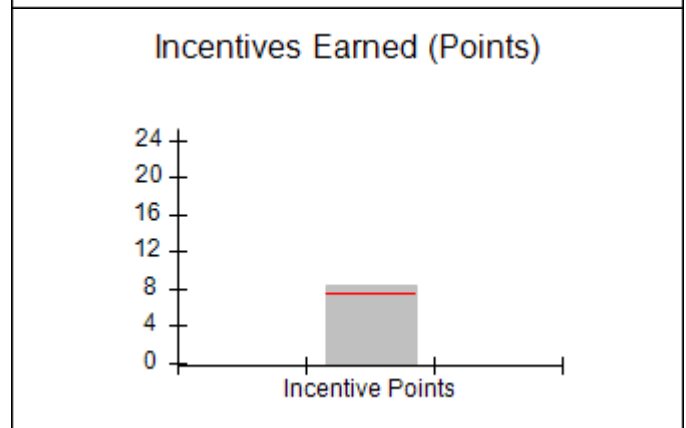
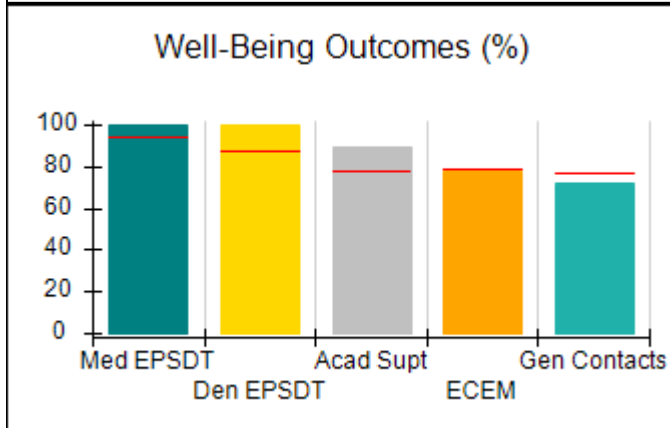
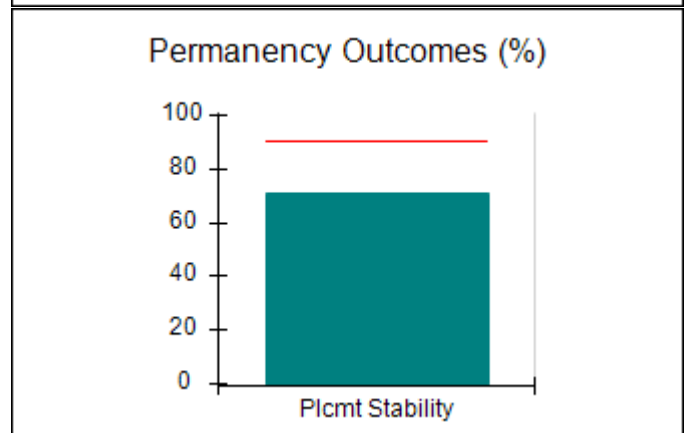
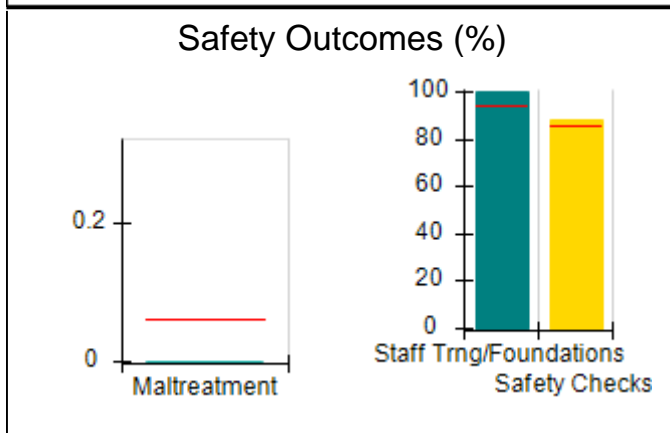
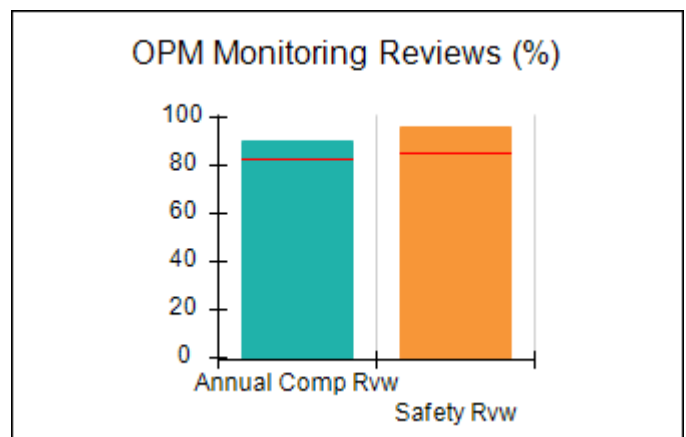
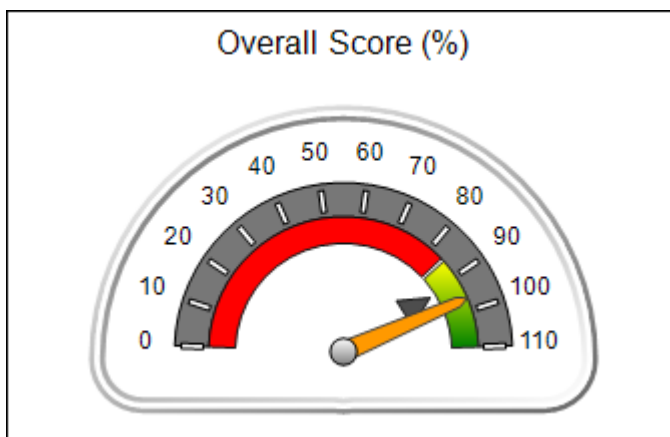
DHS, DFCS, Office of Provider Management
Performance-Based Placement Measures
RBWO Provider GA+SCORECARD - CCI



Report Quarter: Q3 FY2020

Provider/Program Name: Georgia Baptist Children's Home & Family Ministries - Alice's House (663) - CCI			
624 Folds Rd., Carrollton, GA 30117	Quarterly Scores (Grades)		Current Quarter Score (Grade)
Phone: 770-834-1116	Q1: 102.11 (A+)	Q2: 97.99 (A+)	96.68% (A)
Vendor ID# 35358	Q3: 96.68 (A)	Q4: N/A	
Program Census Information:	# Children in Care During Quarter: 7	# Placements During Quarter: 7	# Children in Care On Last Day: 4
Quarterly Provider Comparisons to All CCIs			

▼ — indicates average for all CCIs





Performance-Based Placement Measures

RBWO Provider GA+SCORECARD - CCI

Report Quarter: Q3 FY2020

Provider/Program Name: Georgia Baptist Children's Home & Family Ministries - Alice's House (663) - CCI				
624 Folds Rd., Carrollton, GA 30117		Quarterly Scores (Grades)		Current Quarter Score (Grade)
Phone: 770-834-1116		Q1: 102.11 (A+)	Q2: 97.99 (A+)	96.68% (A)
Vendor ID# 35358		Q3: 96.68 (A)	Q4: N/A	
Program Census Information:		# Children in Care During Quarter: 7	# Placements During Quarter: 7	# Children in Care On Last Day: 4
	Avg Performance All CCIs (%)	Provider Performance (%)*	Possible Points (Weight)	Provider Points Earned
OPM Monitoring Reviews				
Annual Comprehensive Reviews	82%	91%	25	22.64
Safety Reviews	85%	96%	15	14.44
Monitoring Sub-Total			40	37.08
CCI Safety Outcomes				
Incidence of Maltreatment	0.06%	No Substantiated Reports	10	10.00
Staff Training/Foundations	94%	100%	5	5.00
Staff Safety Checks	86%	88%	5	4.40
Safety Sub-Total			20	19.40
CCI Permanency Outcomes				
Placement Stability	90%	71%	15	10.65
Permanency Sub-Total			15	10.65
CCI Well-Being Outcomes				
EPSDT Medical Visits	94%	100%	4	4.00
EPSDT Dental Visits	88%	100%	4	4.00
Academic Supports	78%	89%	3	2.67
Provider ECEM Visits	79%	78%	7	5.46
Provider General Contacts	77%	72%	7	5.04
Placements with Siblings	35%	100%	Not Scored	Not Scored
Placements within Legal County	11%	0%	Not Scored	Not Scored
Well-Being Sub-Total			25	21.17
*Performance calculation descriptions can be found in the FY 2020 RBWO PBP Measurements and Standards Guide.				

Monitoring & Outcomes: Possible Points = 100		Points Earned = 88.30	
Score Before Incentives Credit			88.30%
Incentives Awarded			8.38 pts
PBP Verification			N/A pts
Total Score			96.68%



DHS, DFCS, Office of Provider Management
Performance-Based Placement Measures
RBWO Provider GA+SCORECARD - CCI



Report Quarter: Q3 FY2020

Provider/Program Name: Georgia Baptist Children's Home & Family Ministries - Alice's House (663) - CCI

Program Census Information:		# Children in Care During Quarter: 7	# Placements During Quarter: 7	# Children in Care On Last Day: 4
CCI Incentive Credits	Avg Performance All CCIs (Points)	Provider Performance (%)*	Possible Points (Weight)	Provider Points Earned
Early EPSDT Medical Visits		100%	2	2.00
Early EPSDT Dental Visits		100%	2	2.00
Permanency Contacts		None Planned	5	
Additional Academic Supports		19%	2	0.38
HS Grad/GED/Prof or Trade Certificate/College		N/A	10/5/5/1	
EYSS Agreement		Not Eligible	5	
Community Connections		0%	4	0.00
Active Agency Accreditation		0%	4	0.00
Staff Clinical Licensure		0%	5	0.00
Behavior Management (threshold = 0)		100%	4	4.00
Incentives Total	7.45			8.38
Maximum total combined incentive credit allowed is 10 points.			Incentives Awarded	8.38

*Performance calculation descriptions can be found in the FY 2020 RBWO PBP Measurements and Standards Guide.

Child Protective Services Investigations and Dispositions

The following investigations data, which is not used for scoring but is considered significant to a provider's performance, is from Georgia SHINES and is not considered final or complete until the end of the fiscal year.

Total Reports:	0
Number Screened In:	0
Number Screened Out:	0
Number Substantiated:	0
Number Unsubstantiated:	0
Number Active CPS Investigations:	0



Performance-Based Placement Measures

RBWO Provider GA+SCORECARD - CCI

Report Quarter: Q3 FY2020

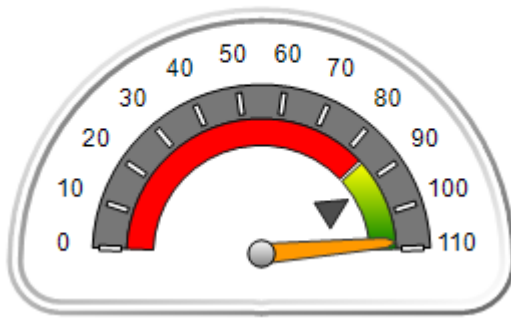
Provider/Program Name: Georgia Baptist Children's Home & Family Ministries - Angel's House (657) - CCI

1401 Holbrook Rd., Newnan, GA 30263-7712	Quarterly Scores (Grades)		Current Quarter Score (Grade)
Phone: 770.251.7050	Q1: 109.15 (A+)	Q2: 110.00 (A+)	108.19% (A+)
Vendor ID# 35367	Q3: 108.19 (A+)	Q4: N/A	
Program Census Information:	# Children in Care During Quarter: 8	# Placements During Quarter: 8	# Children in Care On Last Day: 6

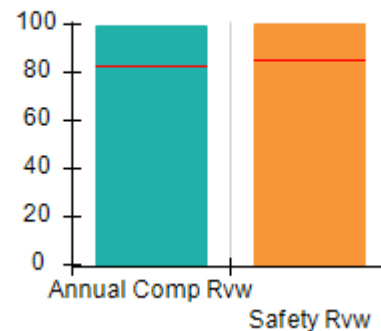
Quarterly Provider Comparisons to All CCIs

indicates average for all CCIs

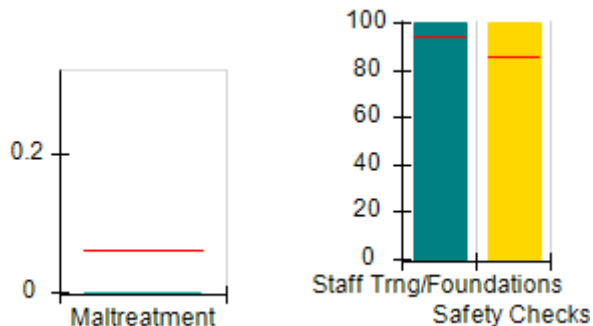
Overall Score (%)



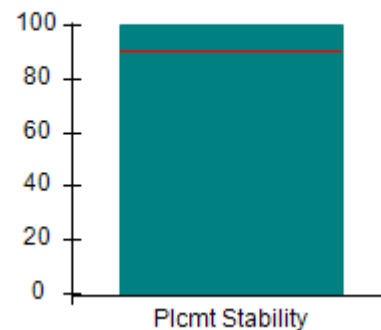
OPM Monitoring Reviews (%)



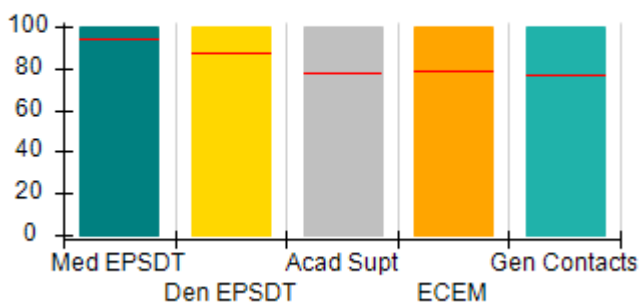
Safety Outcomes (%)



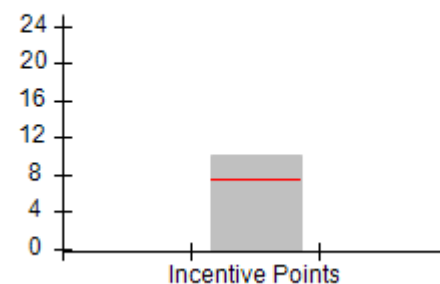
Permanency Outcomes (%)



Well-Being Outcomes (%)



Incentives Earned (Points)





Performance-Based Placement Measures

RBWO Provider GA+SCORECARD - CCI

Report Quarter: Q3 FY2020

Provider/Program Name: Georgia Baptist Children's Home & Family Ministries - Angel's House (657) - CCI

1401 Holbrook Rd., Newnan, GA 30263-7712	Quarterly Scores (Grades)		Current Quarter Score (Grade)
Phone: 770.251.7050	Q1: 109.15 (A+)	Q2: 110.00 (A+)	108.19% (A+)
Vendor ID# 35367	Q3: 108.19 (A+)	Q4: N/A	

Program Census Information:	# Children in Care During Quarter: 8	# Placements During Quarter: 8	# Children in Care On Last Day: 6
-----------------------------	--------------------------------------	--------------------------------	-----------------------------------

	Avg Performance All CCIs (%)	Provider Performance (%)*	Possible Points (Weight)	Provider Points Earned
--	------------------------------	---------------------------	--------------------------	------------------------

OPM Monitoring Reviews

Annual Comprehensive Reviews	82%	100%	25	24.90
Safety Reviews	85%	100%	15	15.00
Monitoring Sub-Total			40	39.90

CCI Safety Outcomes

Incidence of Maltreatment	0.06%	No Substantiated Reports	10	10.00
Staff Training/Foundations	94%	100%	5	5.00
Staff Safety Checks	86%	100%	5	5.00
Safety Sub-Total			20	20.00

CCI Permanency Outcomes

Placement Stability	90%	100%	15	15.00
Permanency Sub-Total			15	15.00

CCI Well-Being Outcomes

EPSDT Medical Visits	94%	100%	4	4.00
EPSDT Dental Visits	88%	100%	4	4.00
Academic Supports	78%	100%	3	3.00
Provider ECEM Visits	79%	100%	7	7.00
Provider General Contacts	77%	100%	7	7.00
Placements with Siblings	35%	25%	Not Scored	Not Scored
Placements within Legal County	11%	100%	Not Scored	Not Scored
Well-Being Sub-Total			25	25.00

*Performance calculation descriptions can be found in the FY 2020 RBWO PBP Measurements and Standards Guide.

Monitoring & Outcomes: Possible Points = 100	Points Earned = 99.90
Score Before Incentives Credit	99.90%
Incentives Awarded	10.00 pts
PBP Verification	-1.71 pts
Total Score	108.19%



DHS, DFCS, Office of Provider Management
Performance-Based Placement Measures
RBWO Provider GA+SCORECARD - CCI



Report Quarter: Q3 FY2020

Provider/Program Name: Georgia Baptist Children's Home & Family Ministries - Angel's House (657) - CCI

Program Census Information:		# Children in Care During Quarter: 8	# Placements During Quarter: 8	# Children in Care On Last Day: 6
CCI Incentive Credits	Avg Performance All CCIs (Points)	Provider Performance (%)*	Possible Points (Weight)	Provider Points Earned
Early EPSDT Medical Visits		100%	2	2.00
Early EPSDT Dental Visits		100%	2	2.00
Permanency Contacts		None Planned	5	
Additional Academic Supports		100%	2	2.00
HS Grad/GED/Prof or Trade Certificate/College		N/A	10/5/5/1	
EYSS Agreement		0%	5	0.00
Community Connections		0%	4	0.00
Active Agency Accreditation		0%	4	0.00
Staff Clinical Licensure		0%	5	0.00
Behavior Management (threshold = 0)		100%	4	4.00
Incentives Total	7.45			10.00
Maximum total combined incentive credit allowed is 10 points.			Incentives Awarded	10.00

*Performance calculation descriptions can be found in the FY 2020 RBWO PBP Measurements and Standards Guide.

Child Protective Services Investigations and Dispositions

The following investigations data, which is not used for scoring but is considered significant to a provider's performance, is from Georgia SHINES and is not considered final or complete until the end of the fiscal year.

Total Reports:	0
Number Screened In:	0
Number Screened Out:	0
Number Substantiated:	0
Number Unsubstantiated:	0
Number Active CPS Investigations:	0



Performance-Based Placement Measures

RBWO Provider GA+SCORECARD - CCI

Report Quarter: Q3 FY2020

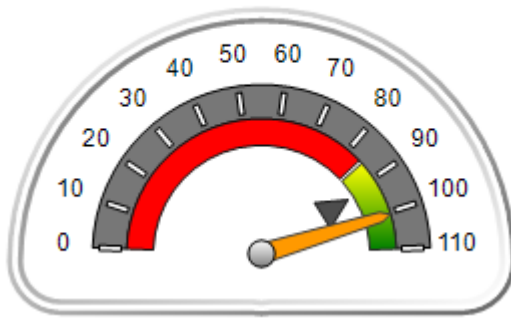
Provider/Program Name: Georgia Baptist Children's Home & Family Ministries - Baxley Campus (664) - CCI

9420 Blackshear Hwy., Baxley, GA 31513	Quarterly Scores (Grades)		Current Quarter Score (Grade)
Phone: 912-367-6691	Q1: 101.34 (A+)	Q2: 100.30 (A+)	100.64% (A+)
Vendor ID# 35359	Q3: 100.64 (A+)	Q4: N/A	
Program Census Information:	# Children in Care During Quarter: 15	# Placements During Quarter: 15	# Children in Care On Last Day: 12

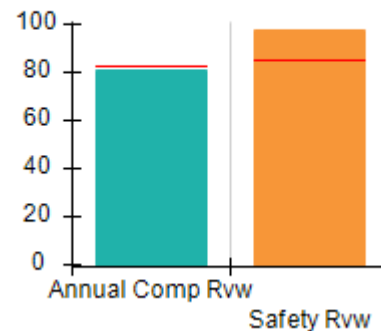
Quarterly Provider Comparisons to All CCIs

indicates average for all CCIs

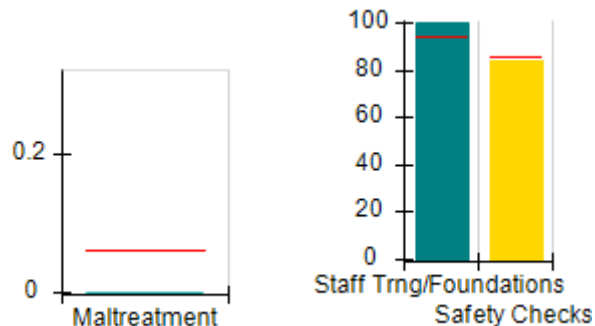
Overall Score (%)



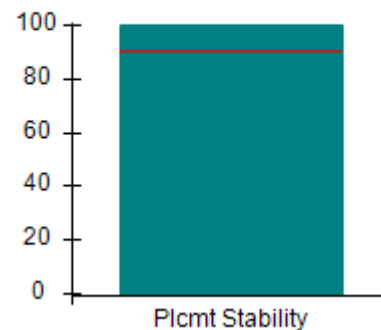
OPM Monitoring Reviews (%)



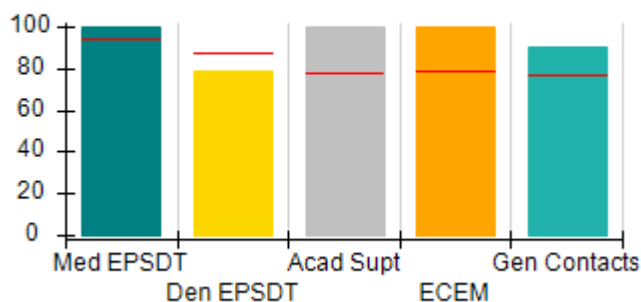
Safety Outcomes (%)



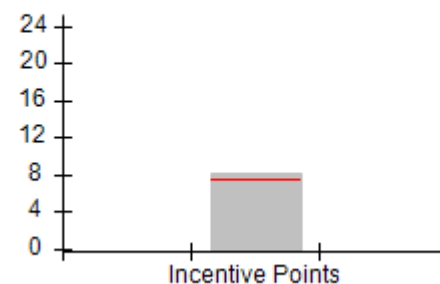
Permanency Outcomes (%)



Well-Being Outcomes (%)



Incentives Earned (Points)





Performance-Based Placement Measures
RBWO Provider GA+SCORECARD - CCI

Report Quarter: Q3 FY2020

Provider/Program Name: Georgia Baptist Children's Home & Family Ministries - Baxley Campus (664) - CCI

9420 Blackshear Hwy., Baxley, GA 31513	Quarterly Scores (Grades)		Current Quarter Score (Grade)
Phone: 912-367-6691	Q1: 101.34 (A+)	Q2: 100.30 (A+)	100.64% (A+)
Vendor ID# 35359	Q3: 100.64 (A+)	Q4: N/A	

Program Census Information:	# Children in Care During Quarter: 15	# Placements During Quarter: 15	# Children in Care On Last Day: 12
-----------------------------	---------------------------------------	---------------------------------	------------------------------------

	Avg Performance All CCIs (%)	Provider Performance (%)*	Possible Points (Weight)	Provider Points Earned
--	------------------------------	---------------------------	--------------------------	------------------------

OPM Monitoring Reviews

Annual Comprehensive Reviews	82%	81%	25	20.19
Safety Reviews	85%	98%	15	14.63
Monitoring Sub-Total			40	34.82

CCI Safety Outcomes

Incidence of Maltreatment	0.06%	No Substantiated Reports	10	10.00
Staff Training/Foundations	94%	100%	5	5.00
Staff Safety Checks	86%	84%	5	4.20
Safety Sub-Total			20	19.20

CCI Permanency Outcomes

Placement Stability	90%	100%	15	15.00
Permanency Sub-Total			15	15.00

CCI Well-Being Outcomes

EPSDT Medical Visits	94%	100%	4	4.00
EPSDT Dental Visits	88%	79%	4	3.16
Academic Supports	78%	100%	3	3.00
Provider ECEM Visits	79%	100%	7	7.00
Provider General Contacts	77%	90%	7	6.30
Placements with Siblings	35%	0%	Not Scored	Not Scored
Placements within Legal County	11%	0%	Not Scored	Not Scored
Well-Being Sub-Total			25	23.46

*Performance calculation descriptions can be found in the FY 2020 RBWO PBP Measurements and Standards Guide.

Monitoring & Outcomes: Possible Points = 100	Points Earned = 92.48
Score Before Incentives Credit	92.48%
Incentives Awarded	8.16 pts
PBP Verification	N/A pts
Total Score	100.64%



DHS, DFCS, Office of Provider Management
Performance-Based Placement Measures
RBWO Provider GA+SCORECARD - CCI



Report Quarter: Q3 FY2020

Provider/Program Name: Georgia Baptist Children's Home & Family Ministries - Baxley Campus (664) - CCI

Program Census Information:		# Children in Care During Quarter: 15	# Placements During Quarter: 15	# Children in Care On Last Day: 12
CCI Incentive Credits	Avg Performance All CCIs (Points)	Provider Performance (%)*	Possible Points (Weight)	Provider Points Earned
Early EPSDT Medical Visits		100%	2	2.00
Early EPSDT Dental Visits		40%	2	0.80
Permanency Contacts		0%	5	0.00
Additional Academic Supports		68%	2	1.36
HS Grad/GED/Prof or Trade Certificate/College		N/A	10/5/5/1	
EYSS Agreement		Not Eligible	5	
Community Connections		0%	4	0.00
Active Agency Accreditation		0%	4	0.00
Staff Clinical Licensure		0%	5	0.00
Behavior Management (threshold = 0)		100%	4	4.00
Incentives Total	7.45			8.16
Maximum total combined incentive credit allowed is 10 points.			Incentives Awarded	8.16

*Performance calculation descriptions can be found in the FY 2020 RBWO PBP Measurements and Standards Guide.

Child Protective Services Investigations and Dispositions

The following investigations data, which is not used for scoring but is considered significant to a provider's performance, is from Georgia SHINES and is not considered final or complete until the end of the fiscal year.

Total Reports:	0
Number Screened In:	0
Number Screened Out:	0
Number Substantiated:	0
Number Unsubstantiated:	0
Number Active CPS Investigations:	0



DHS, DFCS, Office of Provider Management

Performance-Based Placement Measures

RBWO Provider GA+SCORECARD - CCI



Report Quarter: Q3 FY2020

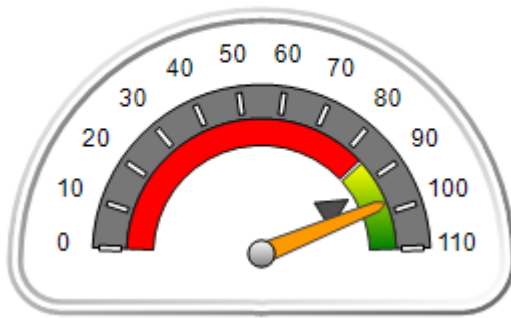
Provider/Program Name: Georgia Baptist Children's Home & Family Ministries - dba Good Shepherd The (685) - CCI

390 Bar Rest Ranch Road, Warm Springs, GA 31830	Quarterly Scores (Grades)		Current Quarter Score (Grade)
Phone: 706-655-2354	Q1: 89.02 (B+)	Q2: 104.96 (A+)	97.41% (A+)
Vendor ID# 35364	Q3: 97.41 (A+)	Q4: N/A	
Program Census Information:	# Children in Care During Quarter: 1	# Placements During Quarter: 1	# Children in Care On Last Day: 0

Quarterly Provider Comparisons to All CCIs

▼ — indicates average for all CCIs

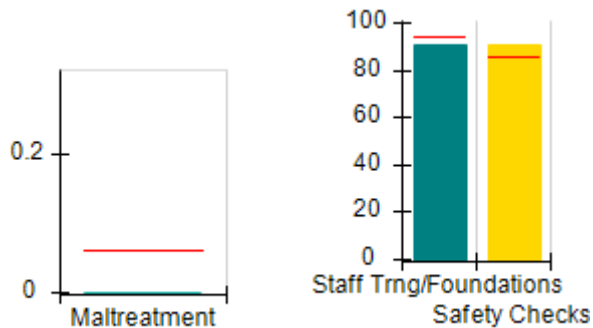
Overall Score (%)



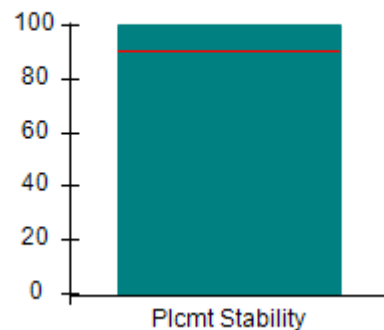
OPM Monitoring Reviews (%)



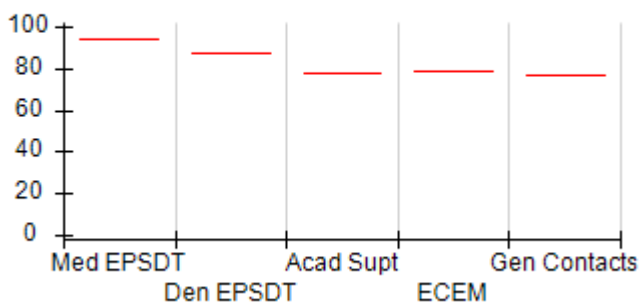
Safety Outcomes (%)



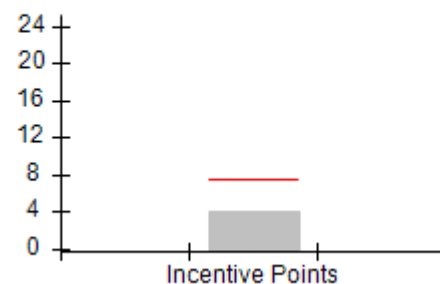
Permanency Outcomes (%)



Well-Being Outcomes (%)



Incentives Earned (Points)





Performance-Based Placement Measures

RBWO Provider GA+SCORECARD - CCI

Report Quarter: Q3 FY2020

Provider/Program Name: Georgia Baptist Children's Home & Family Ministries - dba Good Shepherd The (685) - CCI				
390 Bar Rest Ranch Road, Warm Springs, GA 31830		Quarterly Scores (Grades)		Current Quarter Score (Grade)
Phone: 706-655-2354		Q1: 89.02 (B+)	Q2: 104.96 (A+)	97.41% (A+)
Vendor ID# 35364		Q3: 97.41 (A+)	Q4: N/A	
Program Census Information:		# Children in Care During Quarter: 1	# Placements During Quarter: 1	# Children in Care On Last Day: 0
	Avg Performance All CCIs (%)	Provider Performance (%)*	Possible Points (Weight)	Provider Points Earned
OPM Monitoring Reviews				
Annual Comprehensive Reviews	82%	90%	25	22.46
Safety Reviews	85%	90%	15	13.50
Monitoring Sub-Total			40	35.96
CCI Safety Outcomes				
Incidence of Maltreatment	0.06%	No Substantiated Reports	10	10.00
Staff Training/Foundations	94%	91%	5	4.55
Staff Safety Checks	86%	91%	5	4.55
Safety Sub-Total			20	19.10
CCI Permanency Outcomes				
Placement Stability	90%	100%	15	15.00
Permanency Sub-Total			15	15.00
CCI Well-Being Outcomes				
EPSDT Medical Visits	94%	Not Eligible		
EPSDT Dental Visits	88%	Not Eligible		
Academic Supports	78%	Not Eligible		
Provider ECEM Visits	79%	Not Eligible		
Provider General Contacts	77%	Not Eligible		
Placements with Siblings	35%	Not Eligible	Not Scored	Not Scored
Placements within Legal County	11%	Not Eligible	Not Scored	Not Scored
Well-Being Sub-Total			N/A	

*Performance calculation descriptions can be found in the FY 2020 RBWO PBP Measurements and Standards Guide.

Monitoring & Outcomes: Possible Points = 75		Points Earned = 70.06	
Score Before Incentives Credit			93.41%
Incentives Awarded			4.00 pts
PBP Verification			N/A pts
Total Score			97.41%



DHS, DFCS, Office of Provider Management
Performance-Based Placement Measures
RBWO Provider GA+SCORECARD - CCI



Report Quarter: Q3 FY2020

Provider/Program Name: Georgia Baptist Children's Home & Family Ministries - dba Good Shepherd The (685) - CCI

Program Census Information:		# Children in Care During Quarter: 1	# Placements During Quarter: 1	# Children in Care On Last Day: 0
CCI Incentive Credits	Avg Performance All CCIs (Points)	Provider Performance (%)*	Possible Points (Weight)	Provider Points Earned
Early EPSDT Medical Visits		Not Eligible	2	
Early EPSDT Dental Visits		Not Eligible	2	
Permanency Contacts		None Planned	5	
Additional Academic Supports		Not Eligible	2	
HS Grad/GED/Prof or Trade Certificate/College		N/A	10/5/5/1	
EYSS Agreement		Not Eligible	5	
Community Connections		Not Eligible	4	
Active Agency Accreditation		0%	4	0.00
Staff Clinical Licensure		0%	5	0.00
Behavior Management (threshold = 0)		100%	4	4.00
Incentives Total	7.45			4.00
Maximum total combined incentive credit allowed is 10 points.			Incentives Awarded	4.00

*Performance calculation descriptions can be found in the FY 2020 RBWO PBP Measurements and Standards Guide.

Child Protective Services Investigations and Dispositions

The following investigations data, which is not used for scoring but is considered significant to a provider's performance, is from Georgia SHINES and is not considered final or complete until the end of the fiscal year.

Total Reports:	0	
Number Screened In:	0	
Number Screened Out:	0	
Number Substantiated:	0	
Number Unsubstantiated:	0	
Number Active CPS Investigations:	0	



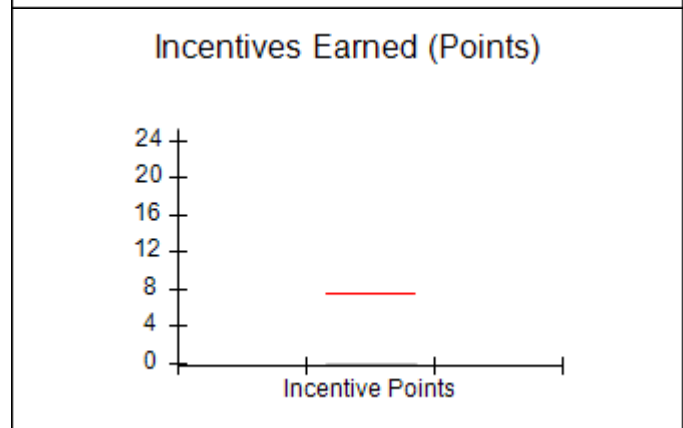
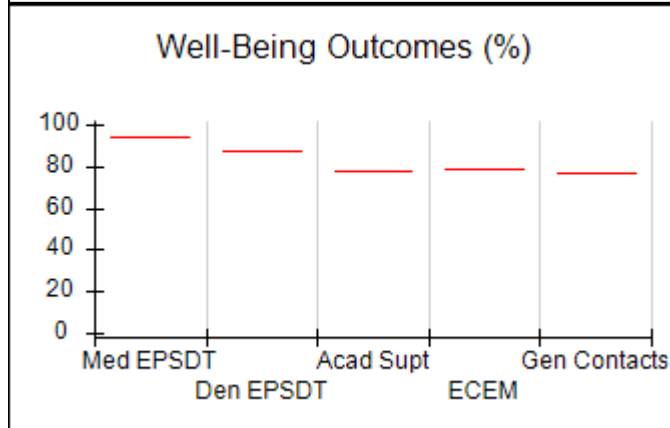
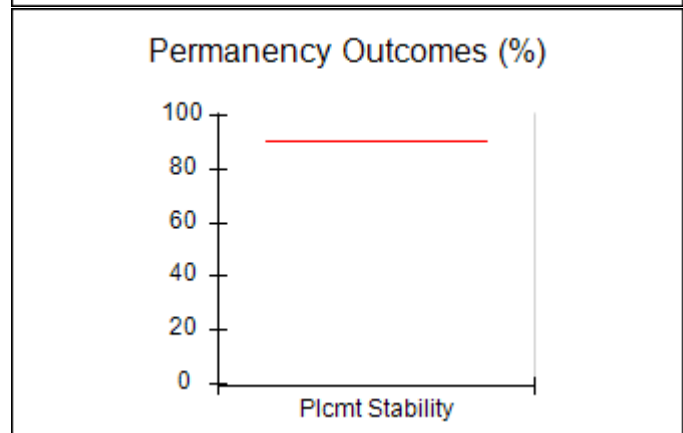
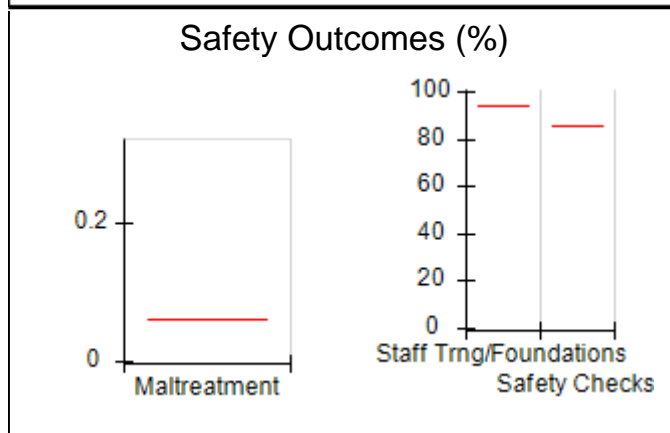
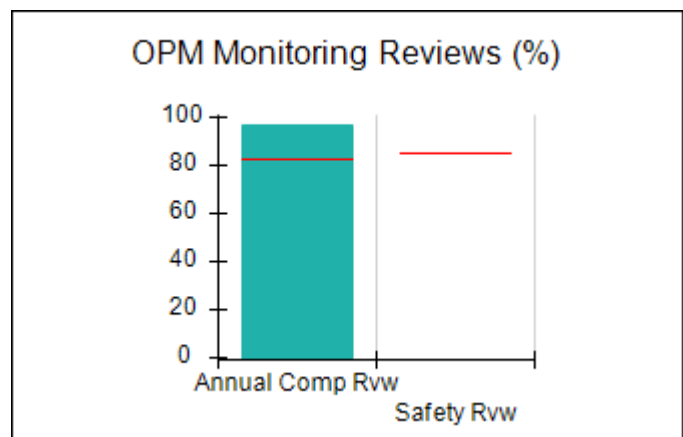
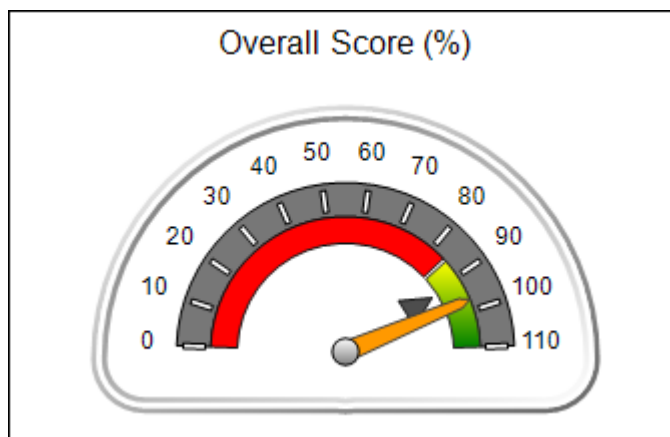
DHS, DFCS, Office of Provider Management
Performance-Based Placement Measures
RBWO Provider GA+SCORECARD - CCI



Report Quarter: Q3 FY2020

Provider/Program Name: Georgia Baptist Children's Home & Family Ministries - Maternity Home (662) - CCI			
9250 Hutcheson Ferry Rd., Palmetto, GA 30268	Quarterly Scores (Grades)		Current Quarter Score (Grade)
Phone: 770-463-3344	Q1: 100.77 (A+)	Q2: 92.44 (A-)	97.05% (A+)
Vendor ID# 35369	Q3: 97.05 (A+)	Q4: N/A	
Program Census Information:	# Children in Care During Quarter: 0	# Placements During Quarter: 0	# Children in Care On Last Day: 0
Quarterly Provider Comparisons to All CCIs			

▼ — indicates average for all CCIs





Performance-Based Placement Measures

RBWO Provider GA+SCORECARD - CCI

Report Quarter: Q3 FY2020

Provider/Program Name: Georgia Baptist Children's Home & Family Ministries - Maternity Home (662) - CCI				
9250 Hutcheson Ferry Rd., Palmetto, GA 30268		Quarterly Scores (Grades)		Current Quarter Score (Grade)
Phone: 770-463-3344		Q1: 100.77 (A+)	Q2: 92.44 (A-)	97.05% (A+)
Vendor ID# 35369		Q3: 97.05 (A+)	Q4: N/A	
Program Census Information:		# Children in Care During Quarter: 0	# Placements During Quarter: 0	# Children in Care On Last Day: 0
	Avg Performance All CCIs (%)	Provider Performance (%)*	Possible Points (Weight)	Provider Points Earned
OPM Monitoring Reviews				
Annual Comprehensive Reviews	82%	97%	25	24.26
Safety Reviews	85%	Not Yet Conducted		
Monitoring Sub-Total			25	24.26
CCI Safety Outcomes				
Incidence of Maltreatment	0.06%	Not Eligible		
Staff Training/Foundations	94%	Not Eligible		
Staff Safety Checks	86%	Not Eligible		
Safety Sub-Total			N/A	
CCI Permanency Outcomes				
Placement Stability	90%	Not Eligible		
Permanency Sub-Total			N/A	
CCI Well-Being Outcomes				
EPSDT Medical Visits	94%	Not Eligible		
EPSDT Dental Visits	88%	Not Eligible		
Academic Supports	78%	Not Eligible		
Provider ECEM Visits	79%	Not Eligible		
Provider General Contacts	77%	Not Eligible		
Placements with Siblings	35%	Not Eligible	Not Scored	Not Scored
Placements within Legal County	11%	Not Eligible	Not Scored	Not Scored
Well-Being Sub-Total			N/A	
*Performance calculation descriptions can be found in the FY 2020 RBWO PBP Measurements and Standards Guide.				

Monitoring & Outcomes: Possible Points = 25		Points Earned = 24.26	
Score Before Incentives Credit			97.05%
Incentives Awarded			0.00 pts
PBP Verification			N/A pts
Total Score			97.05%



DHS, DFCS, Office of Provider Management
Performance-Based Placement Measures
RBWO Provider GA+SCORECARD - CCI



Report Quarter: Q3 FY2020

Provider/Program Name: Georgia Baptist Children's Home & Family Ministries - Maternity Home (662) - CCI

Program Census Information:		# Children in Care During Quarter: 0	# Placements During Quarter: 0	# Children in Care On Last Day: 0
CCI Incentive Credits	Avg Performance All CCIs (Points)	Provider Performance (%)*	Possible Points (Weight)	Provider Points Earned
Early EPSDT Medical Visits		Not Eligible	2	
Early EPSDT Dental Visits		Not Eligible	2	
Permanency Contacts		None Planned	5	
Additional Academic Supports		Not Eligible	2	
HS Grad/GED/Prof or Trade Certificate/College		N/A	10/5/5/1	
EYSS Agreement		Not Eligible	5	
Community Connections		Not Eligible	4	
Active Agency Accreditation		0%	4	0.00
Staff Clinical Licensure		0%	5	0.00
Behavior Management (threshold = 0)		0%	4	
Incentives Total	7.45			0.00
Maximum total combined incentive credit allowed is 10 points.			Incentives Awarded	0.00

*Performance calculation descriptions can be found in the FY 2020 RBWO PBP Measurements and Standards Guide.

Child Protective Services Investigations and Dispositions

The following investigations data, which is not used for scoring but is considered significant to a provider's performance, is from Georgia SHINES and is not considered final or complete until the end of the fiscal year.

Total Reports:	0
Number Screened In:	0
Number Screened Out:	0
Number Substantiated:	0
Number Unsubstantiated:	0
Number Active CPS Investigations:	0



Performance-Based Placement Measures

RBWO Provider GA+SCORECARD - CCI

Report Quarter: Q3 FY2020

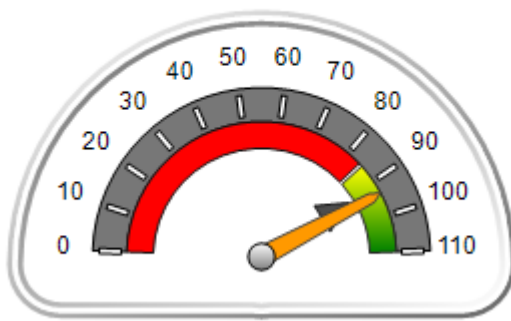
Provider/Program Name: Georgia Baptist Children's Home & Family Ministries - Meansville Campus (666) - CCI

2821 Hwy 19 South, Meansville, GA 30256	Quarterly Scores (Grades)		Current Quarter Score (Grade)
Phone: 770-567-8987	Q1: 90.89 (A-)	Q2: 98.94 (A+)	93.74% (A-)
Vendor ID# 35370	Q3: 93.74 (A-)	Q4: N/A	
Program Census Information:	# Children in Care During Quarter: 9	# Placements During Quarter: 9	# Children in Care On Last Day: 7

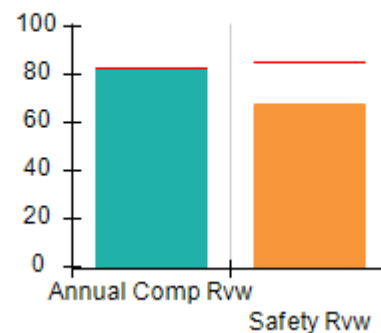
Quarterly Provider Comparisons to All CCIs

indicates average for all CCIs

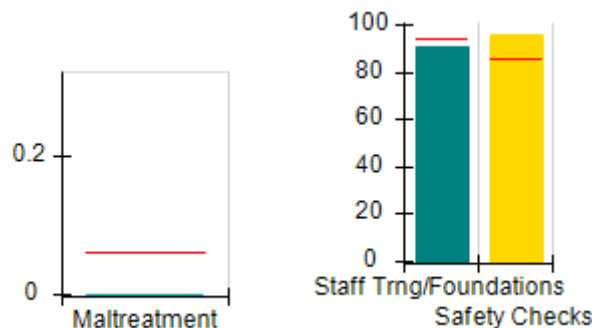
Overall Score (%)



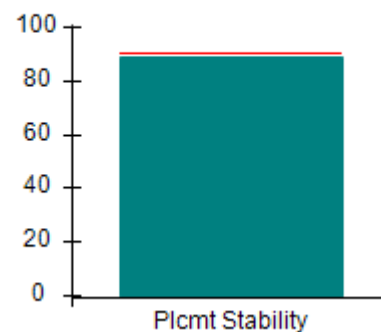
OPM Monitoring Reviews (%)



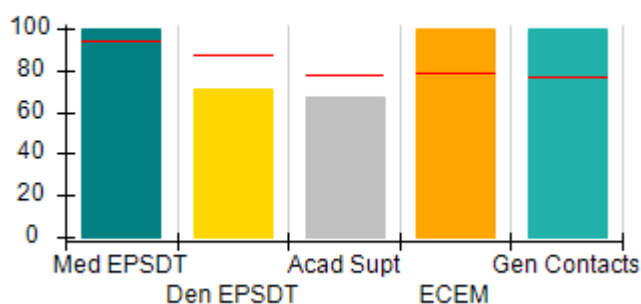
Safety Outcomes (%)



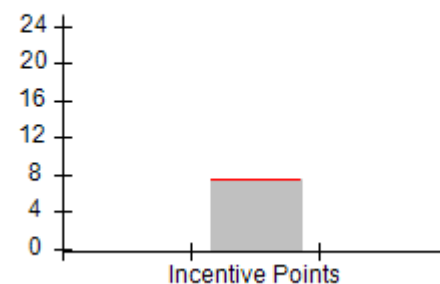
Permanency Outcomes (%)



Well-Being Outcomes (%)



Incentives Earned (Points)





Performance-Based Placement Measures

RBWO Provider GA+SCORECARD - CCI

Report Quarter: Q3 FY2020

Provider/Program Name: Georgia Baptist Children's Home & Family Ministries - Meansville Campus (666) - CCI				
2821 Hwy 19 South, Meansville, GA 30256		Quarterly Scores (Grades)		Current Quarter Score (Grade)
Phone: 770-567-8987		Q1: 90.89 (A-)	Q2: 98.94 (A+)	93.74% (A-)
Vendor ID# 35370		Q3: 93.74 (A-)	Q4: N/A	
Program Census Information:		# Children in Care During Quarter: 9	# Placements During Quarter: 9	# Children in Care On Last Day: 7
	Avg Performance All CCIs (%)	Provider Performance (%)*	Possible Points (Weight)	Provider Points Earned
OPM Monitoring Reviews				
Annual Comprehensive Reviews	82%	82%	25	20.61
Safety Reviews	85%	68%	15	10.13
Monitoring Sub-Total			40	30.73
CCI Safety Outcomes				
Incidence of Maltreatment	0.06%	No Substantiated Reports	10	10.00
Staff Training/Foundations	94%	91%	5	4.55
Staff Safety Checks	86%	96%	5	4.80
Safety Sub-Total			20	19.35
CCI Permanency Outcomes				
Placement Stability	90%	89%	15	13.35
Permanency Sub-Total			15	13.35
CCI Well-Being Outcomes				
EPSDT Medical Visits	94%	100%	4	4.00
EPSDT Dental Visits	88%	71%	4	2.84
Academic Supports	78%	67%	3	2.01
Provider ECEM Visits	79%	100%	7	7.00
Provider General Contacts	77%	100%	7	7.00
Placements with Siblings	35%	0%	Not Scored	Not Scored
Placements within Legal County	11%	0%	Not Scored	Not Scored
Well-Being Sub-Total			25	22.85
*Performance calculation descriptions can be found in the FY 2020 RBWO PBP Measurements and Standards Guide.				

Monitoring & Outcomes: Possible Points = 100		Points Earned = 86.28	
Score Before Incentives Credit			86.28%
Incentives Awarded			7.46 pts
PBP Verification			N/A pts
Total Score			93.74%



DHS, DFCS, Office of Provider Management
Performance-Based Placement Measures
RBWO Provider GA+SCORECARD - CCI



Report Quarter: Q3 FY2020

Provider/Program Name: Georgia Baptist Children's Home & Family Ministries - Meansville Campus (666) - CCI

Program Census Information:		# Children in Care During Quarter: 9	# Placements During Quarter: 9	# Children in Care On Last Day: 7
CCI Incentive Credits	Avg Performance All CCIs (Points)	Provider Performance (%)*	Possible Points (Weight)	Provider Points Earned
Early EPSDT Medical Visits		100%	2	2.00
Early EPSDT Dental Visits		40%	2	0.80
Permanency Contacts		None Planned	5	
Additional Academic Supports		33%	2	0.66
HS Grad/GED/Prof or Trade Certificate/College		N/A	10/5/5/1	
EYSS Agreement		Not Eligible	5	
Community Connections		0%	4	0.00
Active Agency Accreditation		0%	4	0.00
Staff Clinical Licensure		0%	5	0.00
Behavior Management (threshold = 0)		100%	4	4.00
Incentives Total	7.45			7.46
Maximum total combined incentive credit allowed is 10 points.			Incentives Awarded	7.46

*Performance calculation descriptions can be found in the FY 2020 RBWO PBP Measurements and Standards Guide.

Child Protective Services Investigations and Dispositions

The following investigations data, which is not used for scoring but is considered significant to a provider's performance, is from Georgia SHINES and is not considered final or complete until the end of the fiscal year.

Total Reports:	1	
Number Screened In:	0	
Number Screened Out:	1	
Number Substantiated:	0	
Number Unsubstantiated:	0	
Number Active CPS Investigations:	0	



DHS, DFCS, Office of Provider Management

Performance-Based Placement Measures

RBWO Provider GA+SCORECARD - CCI



Report Quarter: Q3 FY2020

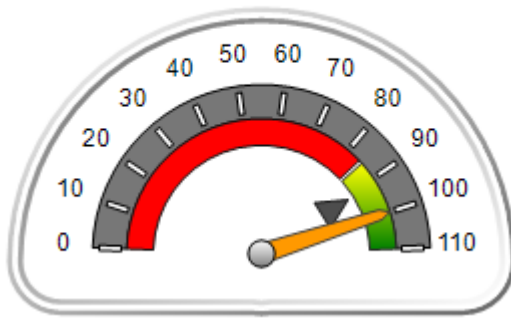
Provider/Program Name: Georgia Baptist Children's Home & Family Ministries - Palmetto Campus (864) - CCI

9250 Hutcheson Ferry Rd., Palmetto, GA 30268	Quarterly Scores (Grades)		Current Quarter Score (Grade)
Phone: 770-463-3344	Q1: 98.19 (A+)	Q2: 93.03 (A-)	99.96% (A+)
Vendor ID# 35366	Q3: 99.96 (A+)	Q4: N/A	
Program Census Information:	# Children in Care During Quarter: 28	# Placements During Quarter: 28	# Children in Care On Last Day: 19

Quarterly Provider Comparisons to All CCIs

▼ — indicates average for all CCIs

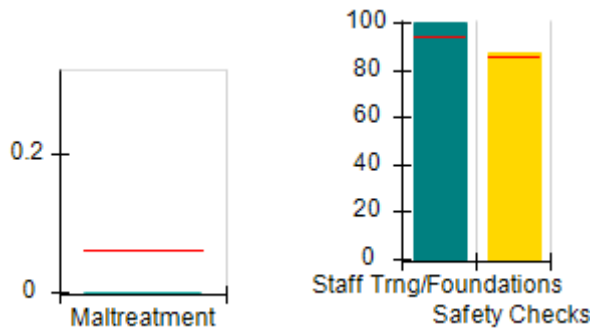
Overall Score (%)



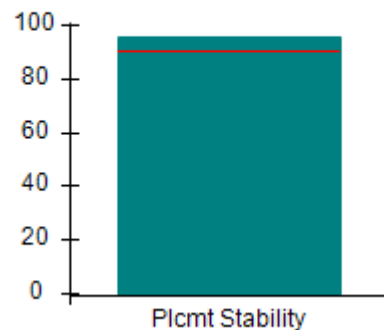
OPM Monitoring Reviews (%)



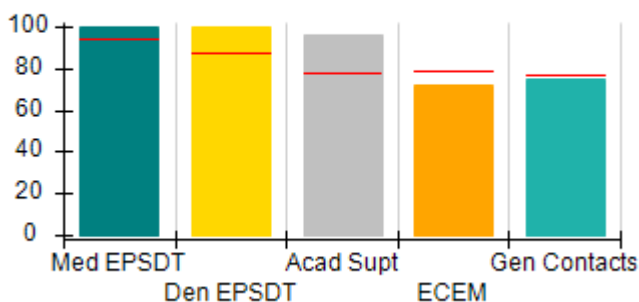
Safety Outcomes (%)



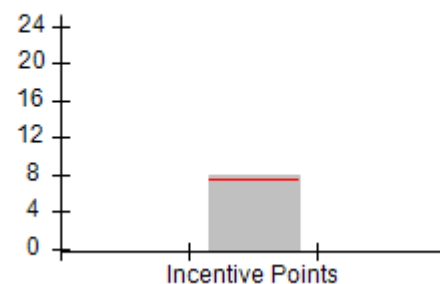
Permanency Outcomes (%)



Well-Being Outcomes (%)



Incentives Earned (Points)





Performance-Based Placement Measures

RBWO Provider GA+SCORECARD - CCI

Report Quarter: Q3 FY2020

Provider/Program Name: Georgia Baptist Children's Home & Family Ministries - Palmetto Campus (864) - CCI

9250 Hutcheson Ferry Rd., Palmetto, GA 30268		Quarterly Scores (Grades)		Current Quarter Score (Grade)
Phone: 770-463-3344		Q1: 98.19 (A+)	Q2: 93.03 (A-)	99.96% (A+)
Vendor ID# 35366		Q3: 99.96 (A+)	Q4: N/A	
Program Census Information:		# Children in Care During Quarter: 28	# Placements During Quarter: 28	# Children in Care On Last Day: 19
	Avg Performance All CCIs (%)	Provider Performance (%)*	Possible Points (Weight)	Provider Points Earned
OPM Monitoring Reviews				
Annual Comprehensive Reviews	82%	94%	25	23.54
Safety Reviews	85%	90%	15	13.50
Monitoring Sub-Total			40	37.04
CCI Safety Outcomes				
Incidence of Maltreatment	0.06%	No Substantiated Reports	10	10.00
Staff Training/Foundations	94%	100%	5	5.00
Staff Safety Checks	86%	87%	5	4.35
Safety Sub-Total			20	19.35
CCI Permanency Outcomes				
Placement Stability	90%	96%	15	14.40
Permanency Sub-Total			15	14.40
CCI Well-Being Outcomes				
EPSDT Medical Visits	94%	100%	4	4.00
EPSDT Dental Visits	88%	100%	4	4.00
Academic Supports	78%	96%	3	2.88
Provider ECEM Visits	79%	72%	7	5.04
Provider General Contacts	77%	75%	7	5.25
Placements with Siblings	35%	0%	Not Scored	Not Scored
Placements within Legal County	11%	0%	Not Scored	Not Scored
Well-Being Sub-Total			25	21.17

*Performance calculation descriptions can be found in the FY 2020 RBWO PBP Measurements and Standards Guide.

Monitoring & Outcomes: Possible Points = 100		Points Earned = 91.96	
Score Before Incentives Credit			91.96%
Incentives Awarded			8.00 pts
PBP Verification			N/A pts
Total Score			99.96%



DHS, DFCS, Office of Provider Management
Performance-Based Placement Measures
RBWO Provider GA+SCORECARD - CCI



Report Quarter: Q3 FY2020

Provider/Program Name: Georgia Baptist Children's Home & Family Ministries - Palmetto Campus (864) - CCI

Program Census Information:		# Children in Care During Quarter: 28	# Placements During Quarter: 28	# Children in Care On Last Day: 19
CCI Incentive Credits	Avg Performance All CCIs (Points)	Provider Performance (%)*	Possible Points (Weight)	Provider Points Earned
Early EPSDT Medical Visits		100%	2	2.00
Early EPSDT Dental Visits		100%	2	2.00
Permanency Contacts		0%	5	0.00
Additional Academic Supports		0%	2	0.00
HS Grad/GED/Prof or Trade Certificate/College		N/A	10/5/5/1	
EYSS Agreement		Not Eligible	5	
Community Connections		0%	4	0.00
Active Agency Accreditation		0%	4	0.00
Staff Clinical Licensure		0%	5	0.00
Behavior Management (threshold = 0)		100%	4	4.00
Incentives Total	7.45			8.00
Maximum total combined incentive credit allowed is 10 points.			Incentives Awarded	8.00

*Performance calculation descriptions can be found in the FY 2020 RBWO PBP Measurements and Standards Guide.

Child Protective Services Investigations and Dispositions

The following investigations data, which is not used for scoring but is considered significant to a provider's performance, is from Georgia SHINES and is not considered final or complete until the end of the fiscal year.

Total Reports:	1
Number Screened In:	0
Number Screened Out:	1
Number Substantiated:	0
Number Unsubstantiated:	0
Number Active CPS Investigations:	0

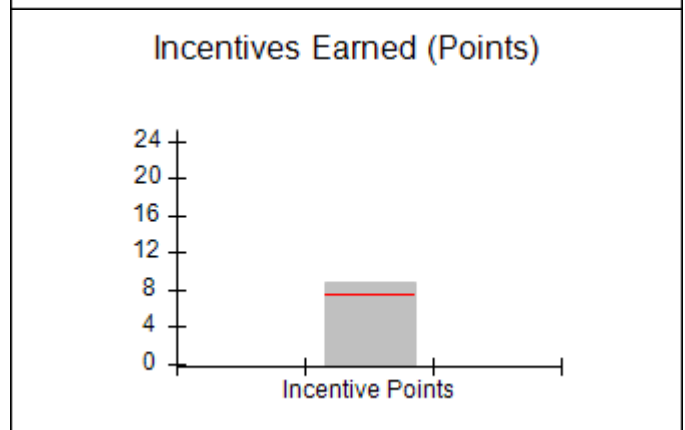
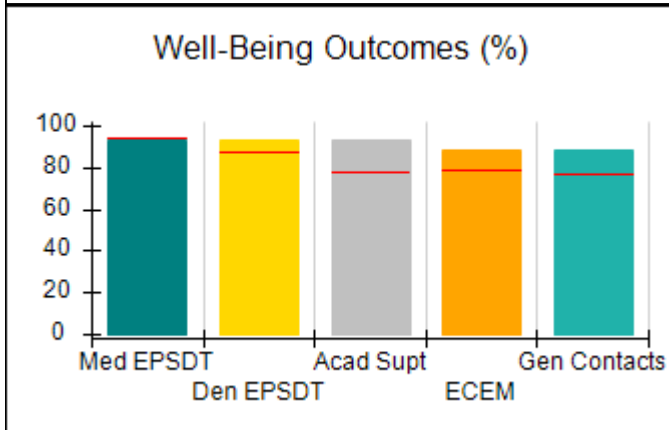
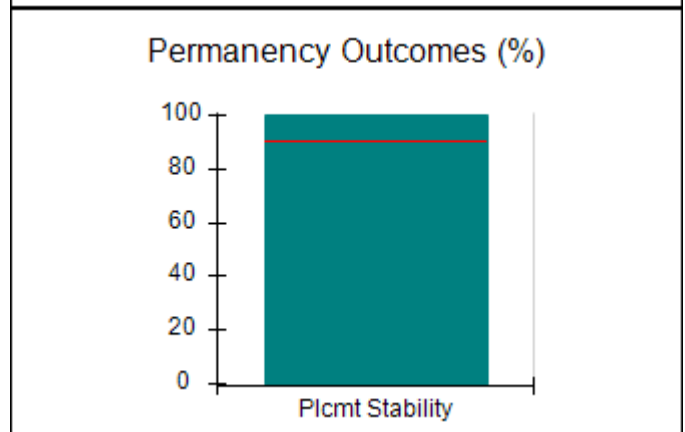
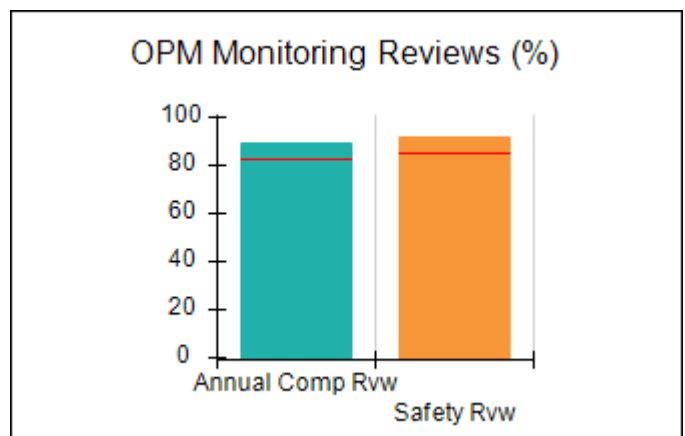
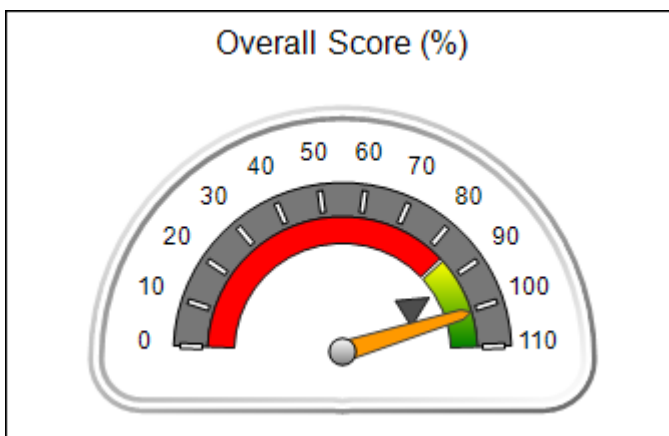


DHS, DFCS, Office of Provider Management
Performance-Based Placement Measures
RBWO Provider GA+SCORECARD - CCI
Report Quarter: Q3 FY2020



Provider/Program Name: Georgia Sheriff's Youth Home - dba Boys Ranch (676) - CCI			
5671 Boys Ranch Rd., Hahira, GA 31632	Quarterly Scores (Grades)		Current Quarter Score (Grade)
Phone: 229-794-2606	Q1: 99.06 (A+)	Q2: 89.99 (B+)	100.52% (A+)
Vendor ID# 35379	Q3: 100.52 (A+)	Q4: N/A	
Program Census Information:	# Children in Care During Quarter: 14	# Placements During Quarter: 14	# Children in Care On Last Day: 13
Quarterly Provider Comparisons to All CCIs			

▼ — indicates average for all CCIs





DHS, DFCS, Office of Provider Management
Performance-Based Placement Measures
RBWO Provider GA+SCORECARD - CCI
 Report Quarter: Q3 FY2020



Provider/Program Name: Georgia Sheriff's Youth Home - dba Boys Ranch (676) - CCI				
5671 Boys Ranch Rd., Hahira, GA 31632		Quarterly Scores (Grades)		Current Quarter Score (Grade)
Phone: 229-794-2606		Q1: 99.06 (A+)	Q2: 89.99 (B+)	100.52% (A+)
Vendor ID# 35379		Q3: 100.52 (A+)	Q4: N/A	
Program Census Information:		# Children in Care During Quarter: 14	# Placements During Quarter: 14	# Children in Care On Last Day: 13
	Avg Performance All CCIs (%)	Provider Performance (%)*	Possible Points (Weight)	Provider Points Earned
OPM Monitoring Reviews				
Annual Comprehensive Reviews	82%	89%	25	22.26
Safety Reviews	85%	92%	15	13.75
Monitoring Sub-Total			40	36.01
CCI Safety Outcomes				
Incidence of Maltreatment	0.06%	No Substantiated Reports	10	10.00
Staff Training/Foundations	94%	85%	5	4.25
Staff Safety Checks	86%	77%	5	3.85
Safety Sub-Total			20	18.10
CCI Permanency Outcomes				
Placement Stability	90%	100%	15	15.00
Permanency Sub-Total			15	15.00
CCI Well-Being Outcomes				
EPSDT Medical Visits	94%	93%	4	3.72
EPSDT Dental Visits	88%	93%	4	3.72
Academic Supports	78%	93%	3	2.79
Provider ECEM Visits	79%	88%	7	6.16
Provider General Contacts	77%	88%	7	6.16
Placements with Siblings	35%	70%	Not Scored	Not Scored
Placements within Legal County	11%	Not Eligible	Not Scored	Not Scored
Well-Being Sub-Total			25	22.55
*Performance calculation descriptions can be found in the FY 2020 RBWO PBP Measurements and Standards Guide.				

Monitoring & Outcomes: Possible Points = 100		Points Earned = 91.66	
Score Before Incentives Credit			91.66%
Incentives Awarded			8.86 pts
PBP Verification			N/A pts
Total Score			100.52%



DHS, DFCS, Office of Provider Management
Performance-Based Placement Measures
RBWO Provider GA+SCORECARD - CCI
Report Quarter: Q3 FY2020



Provider/Program Name: Georgia Sheriff's Youth Home - dba Boys Ranch (676) - CCI

Program Census Information:		# Children in Care During Quarter: 14	# Placements During Quarter: 14	# Children in Care On Last Day: 13
CCI Incentive Credits	Avg Performance All CCIs (Points)	Provider Performance (%)*	Possible Points (Weight)	Provider Points Earned
Early EPSDT Medical Visits		50%	2	1.00
Early EPSDT Dental Visits		75%	2	1.50
Permanency Contacts		None Planned	5	
Additional Academic Supports		93%	2	1.86
HS Grad/GED/Prof or Trade Certificate/College		N/A	10/5/5/1	
EYSS Agreement		0%	5	0.00
Community Connections		0%	4	0.00
Active Agency Accreditation		0%	4	0.00
Staff Clinical Licensure		10%	5	0.50
Behavior Management (threshold = 0)		100%	4	4.00
Incentives Total	7.45			8.86
Maximum total combined incentive credit allowed is 10 points.			Incentives Awarded	8.86

*Performance calculation descriptions can be found in the FY 2020 RBWO PBP Measurements and Standards Guide.

Child Protective Services Investigations and Dispositions

The following investigations data, which is not used for scoring but is considered significant to a provider's performance, is from Georgia SHINES and is not considered final or complete until the end of the fiscal year.

Total Reports:	0
Number Screened In:	0
Number Screened Out:	0
Number Substantiated:	0
Number Unsubstantiated:	0
Number Active CPS Investigations:	0



DHS, DFCS, Office of Provider Management
Performance-Based Placement Measures
RBWO Provider GA+SCORECARD - CCI
Report Quarter: Q3 FY2020



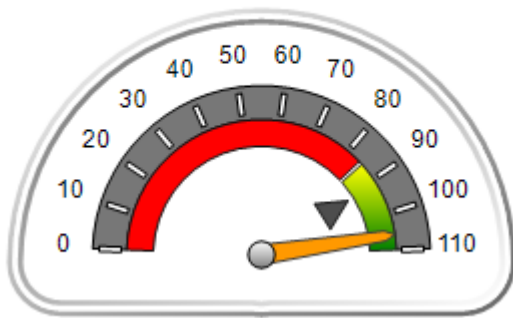
Provider/Program Name: Georgia Sheriff's Youth Home - dba Cherokee Estate (677) - CCI

850 Cherokee Estate Rd. NE, Dalton, GA 30720	Quarterly Scores (Grades)		Current Quarter Score (Grade)
Phone: 706-259-8581	Q1: 103.87 (A+)	Q2: 103.43 (A+)	105.92% (A+)
Vendor ID# 35382	Q3: 105.92 (A+)	Q4: N/A	
Program Census Information:	# Children in Care During Quarter: 6	# Placements During Quarter: 6	# Children in Care On Last Day: 5

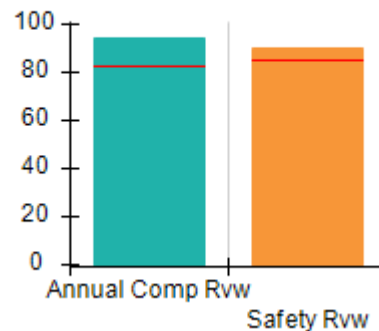
Quarterly Provider Comparisons to All CCIs

▼ — indicates average for all CCIs

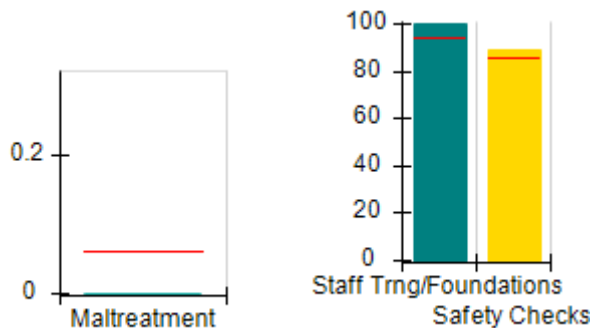
Overall Score (%)



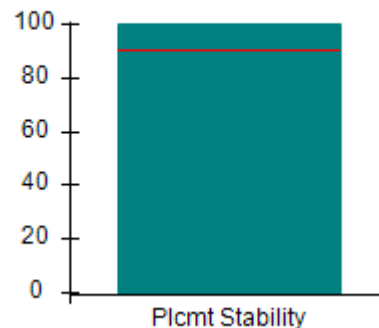
OPM Monitoring Reviews (%)



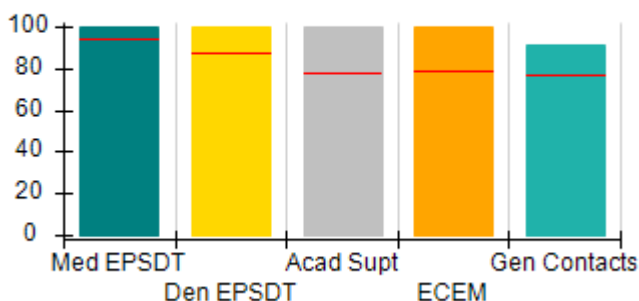
Safety Outcomes (%)



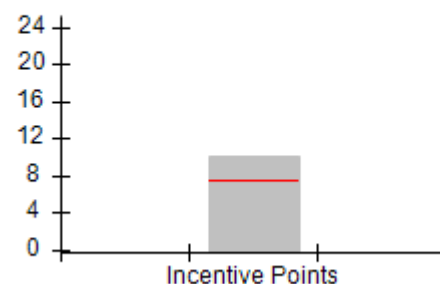
Permanency Outcomes (%)



Well-Being Outcomes (%)



Incentives Earned (Points)





DHS, DFCS, Office of Provider Management
Performance-Based Placement Measures
RBWO Provider GA+SCORECARD - CCI
 Report Quarter: Q3 FY2020



Provider/Program Name: Georgia Sheriff's Youth Home - dba Cherokee Estate (677) - CCI				
850 Cherokee Estate Rd. NE, Dalton, GA 30720		Quarterly Scores (Grades)		Current Quarter Score (Grade)
Phone: 706-259-8581		Q1: 103.87 (A+)	Q2: 103.43 (A+)	105.92% (A+)
Vendor ID# 35382		Q3: 105.92 (A+)	Q4: N/A	
Program Census Information:		# Children in Care During Quarter: 6	# Placements During Quarter: 6	# Children in Care On Last Day: 5
	Avg Performance All CCIs (%)	Provider Performance (%)*	Possible Points (Weight)	Provider Points Earned
OPM Monitoring Reviews				
Annual Comprehensive Reviews	82%	94%	25	23.60
Safety Reviews	85%	90%	15	13.50
Monitoring Sub-Total			40	37.10
CCI Safety Outcomes				
Incidence of Maltreatment	0.06%	No Substantiated Reports	10	10.00
Staff Training/Foundations	94%	100%	5	5.00
Staff Safety Checks	86%	89%	5	4.45
Safety Sub-Total			20	19.45
CCI Permanency Outcomes				
Placement Stability	90%	100%	15	15.00
Permanency Sub-Total			15	15.00
CCI Well-Being Outcomes				
EPSDT Medical Visits	94%	100%	4	4.00
EPSDT Dental Visits	88%	100%	4	4.00
Academic Supports	78%	100%	3	3.00
Provider ECEM Visits	79%	100%	7	7.00
Provider General Contacts	77%	91%	7	6.37
Placements with Siblings	35%	100%	Not Scored	Not Scored
Placements within Legal County	11%	0%	Not Scored	Not Scored
Well-Being Sub-Total			25	24.37
*Performance calculation descriptions can be found in the FY 2020 RBWO PBP Measurements and Standards Guide.				

Monitoring & Outcomes: Possible Points = 100		Points Earned = 95.92	
Score Before Incentives Credit			95.92%
Incentives Awarded			10.00 pts
PBP Verification			N/A pts
Total Score			105.92%



DHS, DFCS, Office of Provider Management
Performance-Based Placement Measures
RBWO Provider GA+SCORECARD - CCI
Report Quarter: Q3 FY2020



Provider/Program Name: Georgia Sheriff's Youth Home - dba Cherokee Estate (677) - CCI

Program Census Information:		# Children in Care During Quarter: 6	# Placements During Quarter: 6	# Children in Care On Last Day: 5
CCI Incentive Credits	Avg Performance All CCIs (Points)	Provider Performance (%)*	Possible Points (Weight)	Provider Points Earned
Early EPSDT Medical Visits		100%	2	2.00
Early EPSDT Dental Visits		100%	2	2.00
Permanency Contacts		None Planned	5	
Additional Academic Supports		100%	2	2.00
HS Grad/GED/Prof or Trade Certificate/College		N/A	10/5/5/1	
EYSS Agreement		Not Eligible	5	
Community Connections		0%	4	0.00
Active Agency Accreditation		0%	4	0.00
Staff Clinical Licensure		0%	5	0.00
Behavior Management (threshold = 0)		100%	4	4.00
Incentives Total	7.45			10.00
Maximum total combined incentive credit allowed is 10 points.			Incentives Awarded	10.00

*Performance calculation descriptions can be found in the FY 2020 RBWO PBP Measurements and Standards Guide.

Child Protective Services Investigations and Dispositions

The following investigations data, which is not used for scoring but is considered significant to a provider's performance, is from Georgia SHINES and is not considered final or complete until the end of the fiscal year.

Total Reports:	0
Number Screened In:	0
Number Screened Out:	0
Number Substantiated:	0
Number Unsubstantiated:	0
Number Active CPS Investigations:	0



Performance-Based Placement Measures

RBWO Provider GA+SCORECARD - CCI

Report Quarter: Q3 FY2020

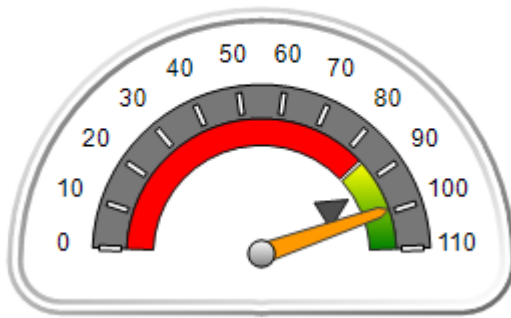
Provider/Program Name: Georgia Sheriff's Youth Home - dba Herrington Homes (678) - CCI

8109 Hwy. 297, Nunez, GA 30448	Quarterly Scores (Grades)		Current Quarter Score (Grade)
Phone: 912-562-3968	Q1: 102.26 (A+)	Q2: 103.45 (A+)	99.26% (A+)
Vendor ID# 35380	Q3: 99.26 (A+)	Q4: N/A	
Program Census Information:	# Children in Care During Quarter: 9	# Placements During Quarter: 9	# Children in Care On Last Day: 9

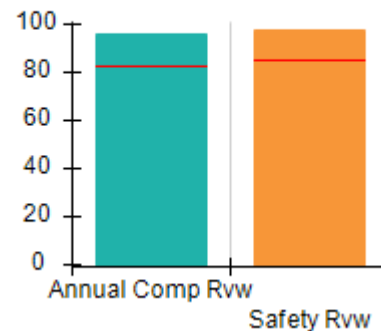
Quarterly Provider Comparisons to All CCIs

indicates average for all CCIs

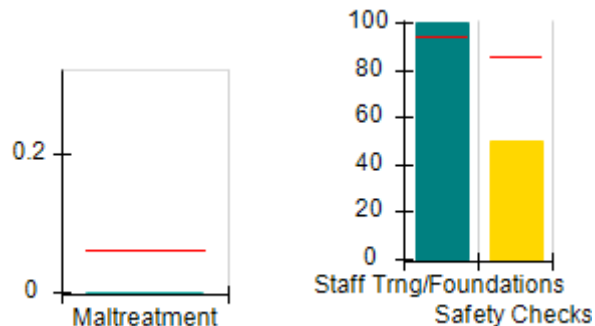
Overall Score (%)



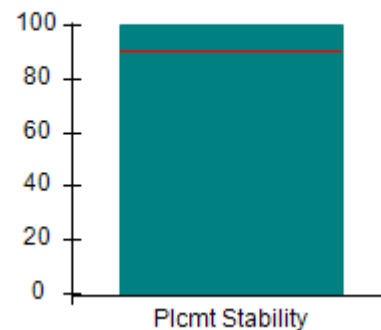
OPM Monitoring Reviews (%)



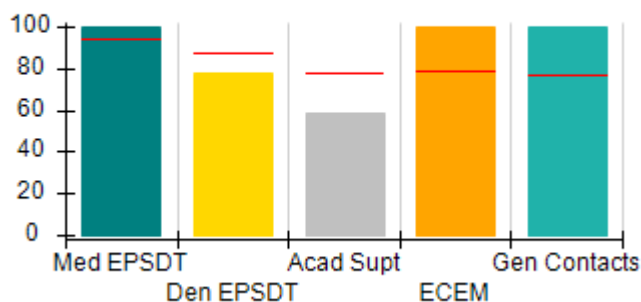
Safety Outcomes (%)



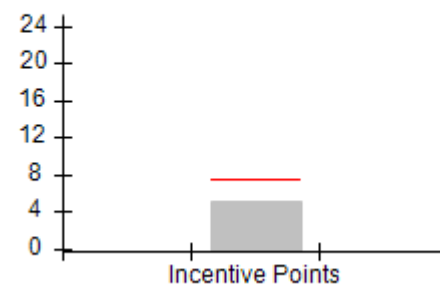
Permanency Outcomes (%)



Well-Being Outcomes (%)



Incentives Earned (Points)





Performance-Based Placement Measures
RBWO Provider GA+SCORECARD - CCI

Report Quarter: Q3 FY2020

Provider/Program Name: Georgia Sheriff's Youth Home - dba Herrington Homes (678) - CCI

8109 Hwy. 297, Nunez, GA 30448	Quarterly Scores (Grades)		Current Quarter Score (Grade)
Phone: 912-562-3968	Q1: 102.26 (A+)	Q2: 103.45 (A+)	99.26% (A+)
Vendor ID# 35380	Q3: 99.26 (A+)	Q4: N/A	

Program Census Information:	# Children in Care During Quarter: 9	# Placements During Quarter: 9	# Children in Care On Last Day: 9
-----------------------------	--------------------------------------	--------------------------------	-----------------------------------

	Avg Performance All CCIs (%)	Provider Performance (%)*	Possible Points (Weight)	Provider Points Earned
--	------------------------------	---------------------------	--------------------------	------------------------

OPM Monitoring Reviews

Annual Comprehensive Reviews	82%	96%	25	24.11
Safety Reviews	85%	98%	15	14.63
Monitoring Sub-Total			40	38.73

CCI Safety Outcomes

Incidence of Maltreatment	0.06%	No Substantiated Reports	10	10.00
Staff Training/Foundations	94%	100%	5	5.00
Staff Safety Checks	86%	50%	5	2.50
Safety Sub-Total			20	17.50

CCI Permanency Outcomes

Placement Stability	90%	100%	15	15.00
Permanency Sub-Total			15	15.00

CCI Well-Being Outcomes

EPSDT Medical Visits	94%	100%	4	4.00
EPSDT Dental Visits	88%	78%	4	3.12
Academic Supports	78%	59%	3	1.77
Provider ECEM Visits	79%	100%	7	7.00
Provider General Contacts	77%	100%	7	7.00
Placements with Siblings	35%	56%	Not Scored	Not Scored
Placements within Legal County	11%	Not Eligible	Not Scored	Not Scored
Well-Being Sub-Total			25	22.89

*Performance calculation descriptions can be found in the FY 2020 RBWO PBP Measurements and Standards Guide.

Monitoring & Outcomes: Possible Points = 100	Points Earned = 94.12
Score Before Incentives Credit	94.12%
Incentives Awarded	5.14 pts
PBP Verification	N/A pts
Total Score	99.26%



DHS, DFCS, Office of Provider Management
Performance-Based Placement Measures
RBWO Provider GA+SCORECARD - CCI



Report Quarter: Q3 FY2020

Provider/Program Name: Georgia Sheriff's Youth Home - dba Herrington Homes (678) - CCI

Program Census Information:		# Children in Care During Quarter: 9	# Placements During Quarter: 9	# Children in Care On Last Day: 9
CCI Incentive Credits	Avg Performance All CCIs (Points)	Provider Performance (%)*	Possible Points (Weight)	Provider Points Earned
Early EPSDT Medical Visits		Not Eligible	2	
Early EPSDT Dental Visits		57%	2	1.14
Permanency Contacts		None Planned	5	
Additional Academic Supports		0%	2	0.00
HS Grad/GED/Prof or Trade Certificate/College		N/A	10/5/5/1	
EYSS Agreement		Not Eligible	5	
Community Connections		0%	4	0.00
Active Agency Accreditation		0%	4	0.00
Staff Clinical Licensure		0%	5	0.00
Behavior Management (threshold = 0)		100%	4	4.00
Incentives Total	7.45			5.14
Maximum total combined incentive credit allowed is 10 points.			Incentives Awarded	5.14

*Performance calculation descriptions can be found in the FY 2020 RBWO PBP Measurements and Standards Guide.

Child Protective Services Investigations and Dispositions

The following investigations data, which is not used for scoring but is considered significant to a provider's performance, is from Georgia SHINES and is not considered final or complete until the end of the fiscal year.

Total Reports:	0
Number Screened In:	0
Number Screened Out:	0
Number Substantiated:	0
Number Unsubstantiated:	0
Number Active CPS Investigations:	0

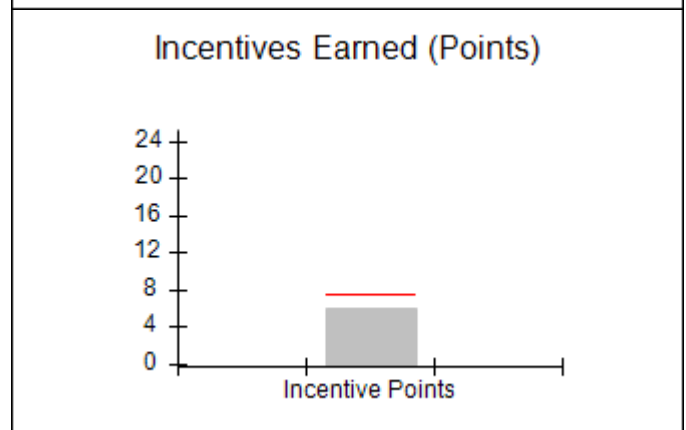
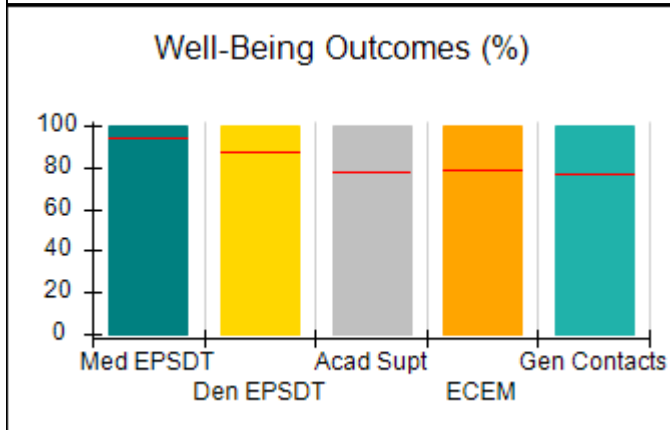
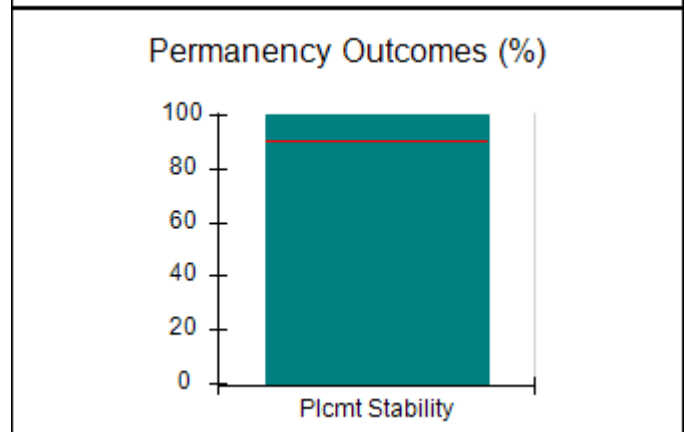
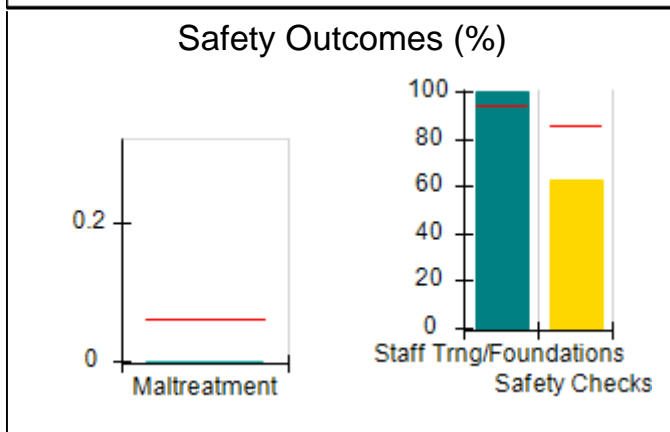
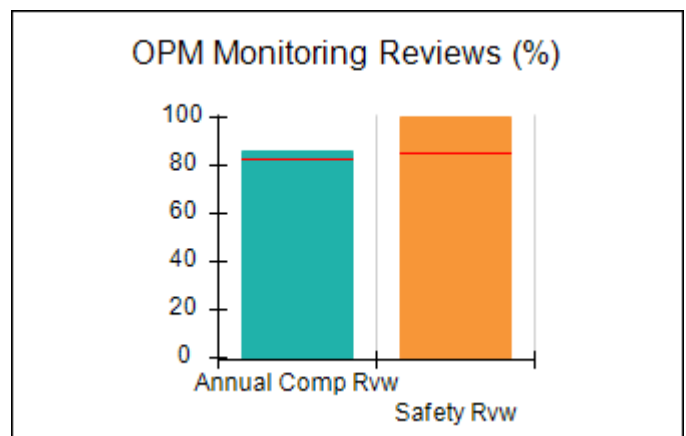
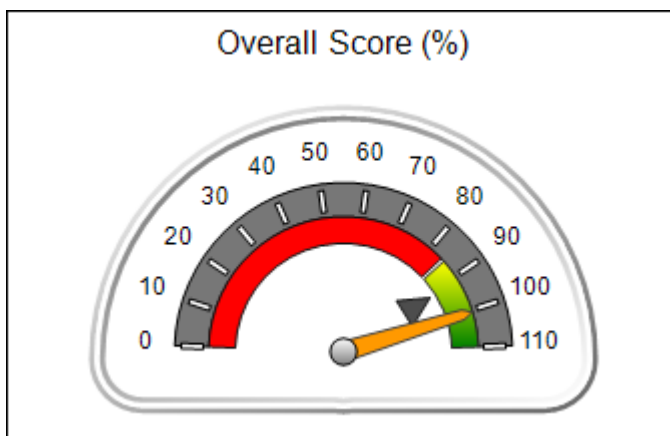


DHS, DFCS, Office of Provider Management
Performance-Based Placement Measures
RBWO Provider GA+SCORECARD - CCI
Report Quarter: Q3 FY2020



Provider/Program Name: Georgia Sheriff's Youth Home - dba Mountainview (963) - CCI			
716 Jackson Lake Road, Chatsworth, GA 30705	Quarterly Scores (Grades)		Current Quarter Score (Grade)
Phone: 706-695-2100	Q1: 103.07 (A+)	Q2: 104.56 (A+)	100.56% (A+)
Vendor ID# 35383	Q3: 100.56 (A+)	Q4: N/A	
Program Census Information:	# Children in Care During Quarter: 2	# Placements During Quarter: 2	# Children in Care On Last Day: 1
Quarterly Provider Comparisons to All CCIs			

▼ — indicates average for all CCIs





DHS, DFCS, Office of Provider Management
Performance-Based Placement Measures
RBWO Provider GA+SCORECARD - CCI
 Report Quarter: Q3 FY2020



Provider/Program Name: Georgia Sheriff's Youth Home - dba Mountainview (963) - CCI				
716 Jackson Lake Road, Chatsworth, GA 30705		Quarterly Scores (Grades)		Current Quarter Score (Grade)
Phone: 706-695-2100		Q1: 103.07 (A+)	Q2: 104.56 (A+)	100.56% (A+)
Vendor ID# 35383		Q3: 100.56 (A+)	Q4: N/A	
Program Census Information:		# Children in Care During Quarter: 2	# Placements During Quarter: 2	# Children in Care On Last Day: 1
	Avg Performance All CCIs (%)	Provider Performance (%)*	Possible Points (Weight)	Provider Points Earned
OPM Monitoring Reviews				
Annual Comprehensive Reviews	82%	86%	25	21.41
Safety Reviews	85%	100%	15	15.00
Monitoring Sub-Total			40	36.41
CCI Safety Outcomes				
Incidence of Maltreatment	0.06%	No Substantiated Reports	10	10.00
Staff Training/Foundations	94%	100%	5	5.00
Staff Safety Checks	86%	63%	5	3.15
Safety Sub-Total			20	18.15
CCI Permanency Outcomes				
Placement Stability	90%	100%	15	15.00
Permanency Sub-Total			15	15.00
CCI Well-Being Outcomes				
EPSDT Medical Visits	94%	100%	4	4.00
EPSDT Dental Visits	88%	100%	4	4.00
Academic Supports	78%	100%	3	3.00
Provider ECEM Visits	79%	100%	7	7.00
Provider General Contacts	77%	100%	7	7.00
Placements with Siblings	35%	Not Eligible	Not Scored	Not Scored
Placements within Legal County	11%	0%	Not Scored	Not Scored
Well-Being Sub-Total			25	25.00
*Performance calculation descriptions can be found in the FY 2020 RBWO PBP Measurements and Standards Guide.				

Monitoring & Outcomes: Possible Points = 100		Points Earned = 94.56	
Score Before Incentives Credit			94.56%
Incentives Awarded			6.00 pts
PBP Verification			N/A pts
Total Score			100.56%



DHS, DFCS, Office of Provider Management
Performance-Based Placement Measures
RBWO Provider GA+SCORECARD - CCI
Report Quarter: Q3 FY2020



Provider/Program Name: Georgia Sheriff's Youth Home - dba Mountainview (963) - CCI

Program Census Information:		# Children in Care During Quarter: 2	# Placements During Quarter: 2	# Children in Care On Last Day: 1
CCI Incentive Credits	Avg Performance All CCIs (Points)	Provider Performance (%)*	Possible Points (Weight)	Provider Points Earned
Early EPSDT Medical Visits		100%	2	2.00
Early EPSDT Dental Visits		Not Eligible	2	
Permanency Contacts		None Planned	5	
Additional Academic Supports		0%	2	0.00
HS Grad/GED/Prof or Trade Certificate/College		N/A	10/5/5/1	
EYSS Agreement		Not Eligible	5	
Community Connections		Not Eligible	4	
Active Agency Accreditation		0%	4	0.00
Staff Clinical Licensure		0%	5	0.00
Behavior Management (threshold = 0)		100%	4	4.00
Incentives Total	7.45			6.00
Maximum total combined incentive credit allowed is 10 points.			Incentives Awarded	6.00

*Performance calculation descriptions can be found in the FY 2020 RBWO PBP Measurements and Standards Guide.

Child Protective Services Investigations and Dispositions

The following investigations data, which is not used for scoring but is considered significant to a provider's performance, is from Georgia SHINES and is not considered final or complete until the end of the fiscal year.

Total Reports:	0
Number Screened In:	0
Number Screened Out:	0
Number Substantiated:	0
Number Unsubstantiated:	0
Number Active CPS Investigations:	0



DHS, DFCS, Office of Provider Management

Performance-Based Placement Measures

RBWO Provider GA+SCORECARD - CCI

Report Quarter: Q3 FY2020



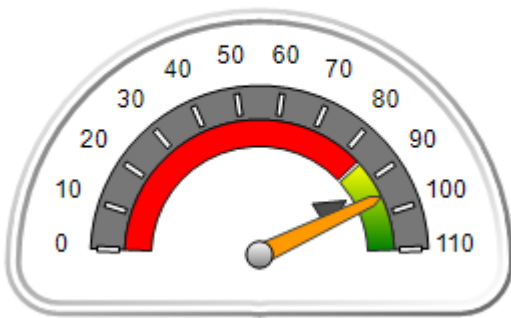
Provider/Program Name: Georgia Sheriff's Youth Home - dba Pineland (679) - CCI

2048 Young's Mill Rd., LaGrange, GA 30241	Quarterly Scores (Grades)		Current Quarter Score (Grade)
Phone: 706-845-9771	Q1: 103.55 (A+)	Q2: 97.03 (A+)	95.34% (A)
Vendor ID# 35381	Q3: 95.34 (A)	Q4: N/A	
Program Census Information:	# Children in Care During Quarter: 4	# Placements During Quarter: 4	# Children in Care On Last Day: 2

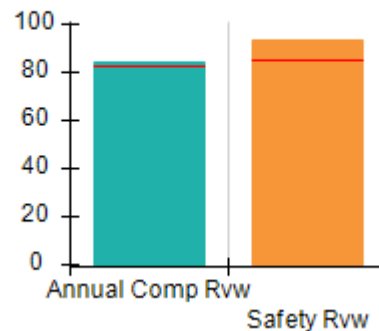
Quarterly Provider Comparisons to All CCIs

▼ — indicates average for all CCIs

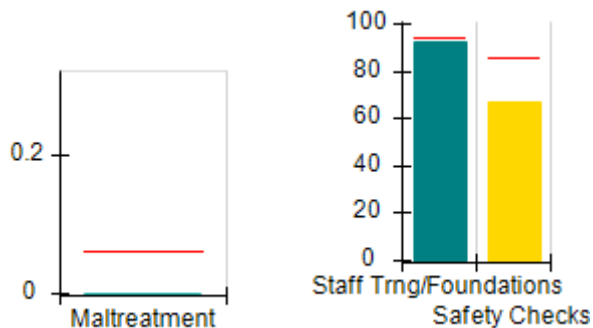
Overall Score (%)



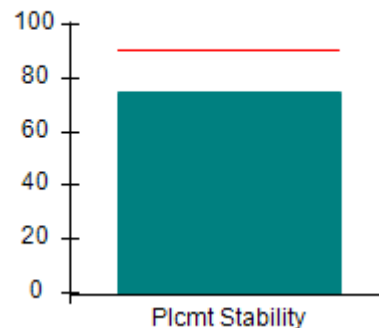
OPM Monitoring Reviews (%)



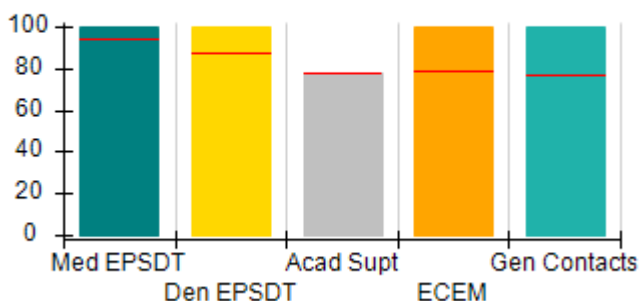
Safety Outcomes (%)



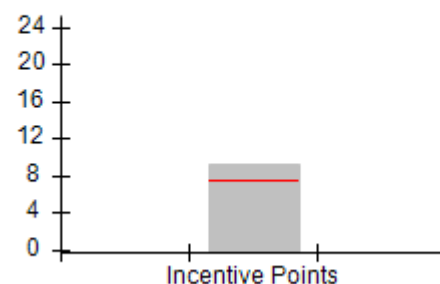
Permanency Outcomes (%)



Well-Being Outcomes (%)



Incentives Earned (Points)





Performance-Based Placement Measures

RBWO Provider GA+SCORECARD - CCI

Report Quarter: Q3 FY2020

Provider/Program Name: Georgia Sheriff's Youth Home - dba Pineland (679) - CCI				
2048 Young's Mill Rd., LaGrange, GA 30241		Quarterly Scores (Grades)		Current Quarter Score (Grade)
Phone: 706-845-9771		Q1: 103.55 (A+)	Q2: 97.03 (A+)	95.34% (A)
Vendor ID# 35381		Q3: 95.34 (A)	Q4: N/A	
Program Census Information:		# Children in Care During Quarter: 4	# Placements During Quarter: 4	# Children in Care On Last Day: 2
	Avg Performance All CCIs (%)	Provider Performance (%)*	Possible Points (Weight)	Provider Points Earned
OPM Monitoring Reviews				
Annual Comprehensive Reviews	82%	84%	25	21.12
Safety Reviews	85%	94%	15	14.06
Monitoring Sub-Total			40	35.18
CCI Safety Outcomes				
Incidence of Maltreatment	0.06%	No Substantiated Reports	10	10.00
Staff Training/Foundations	94%	92%	5	4.60
Staff Safety Checks	86%	67%	5	3.35
Safety Sub-Total			20	17.95
CCI Permanency Outcomes				
Placement Stability	90%	75%	15	11.25
Permanency Sub-Total			15	11.25
CCI Well-Being Outcomes				
EPSDT Medical Visits	94%	100%	4	4.00
EPSDT Dental Visits	88%	100%	4	4.00
Academic Supports	78%	78%	3	2.34
Provider ECEM Visits	79%	100%	7	7.00
Provider General Contacts	77%	100%	7	7.00
Placements with Siblings	35%	50%	Not Scored	Not Scored
Placements within Legal County	11%	100%	Not Scored	Not Scored
Well-Being Sub-Total			25	24.34
*Performance calculation descriptions can be found in the FY 2020 RBWO PBP Measurements and Standards Guide.				

Monitoring & Outcomes: Possible Points = 100		Points Earned = 88.72	
Score Before Incentives Credit			88.72%
Incentives Awarded			9.12 pts
PBP Verification			-2.50 pts
Total Score			95.34%



DHS, DFCS, Office of Provider Management
Performance-Based Placement Measures
RBWO Provider GA+SCORECARD - CCI
Report Quarter: Q3 FY2020



Provider/Program Name: Georgia Sheriff's Youth Home - dba Pineland (679) - CCI

Program Census Information:		# Children in Care During Quarter: 4	# Placements During Quarter: 4	# Children in Care On Last Day: 2
CCI Incentive Credits	Avg Performance All CCIs (Points)	Provider Performance (%)*	Possible Points (Weight)	Provider Points Earned
Early EPSDT Medical Visits		100%	2	2.00
Early EPSDT Dental Visits		100%	2	2.00
Permanency Contacts		0%	5	0.00
Additional Academic Supports		56%	2	1.12
HS Grad/GED/Prof or Trade Certificate/College		N/A	10/5/5/1	
EYSS Agreement		Not Eligible	5	
Community Connections		0%	4	0.00
Active Agency Accreditation		0%	4	0.00
Staff Clinical Licensure		0%	5	0.00
Behavior Management (threshold = 0)		100%	4	4.00
Incentives Total	7.45			9.12
Maximum total combined incentive credit allowed is 10 points.			Incentives Awarded	9.12

*Performance calculation descriptions can be found in the FY 2020 RBWO PBP Measurements and Standards Guide.

Child Protective Services Investigations and Dispositions

The following investigations data, which is not used for scoring but is considered significant to a provider's performance, is from Georgia SHINES and is not considered final or complete until the end of the fiscal year.

Total Reports:	0
Number Screened In:	0
Number Screened Out:	0
Number Substantiated:	0
Number Unsubstantiated:	0
Number Active CPS Investigations:	0



DHS, DFCS, Office of Provider Management
Performance-Based Placement Measures
RBWO Provider GA+SCORECARD - CCI
Report Quarter: Q3 FY2020



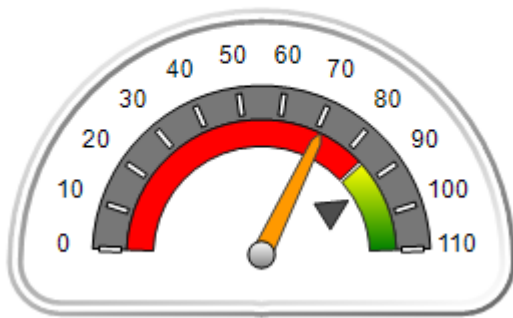
Provider/Program Name: Gigi's House Inc. - (5388) - CCI

2301 Talmadge Rd., Hampton, GA 30228	Quarterly Scores (Grades)		Current Quarter Score (Grade)
Phone: 470-372-8050	Q1: 78.27 (C+)	Q2: 81.77 (B-)	71.18% (C-)
Vendor ID# 160779	Q3: 71.18 (C-)	Q4: N/A	
Program Census Information:	# Children in Care During Quarter: 19	# Placements During Quarter: 19	# Children in Care On Last Day: 10

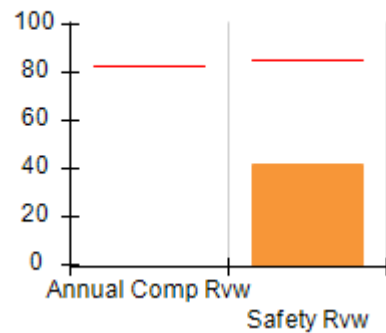
Quarterly Provider Comparisons to All CCIs

▼ — indicates average for all CCIs

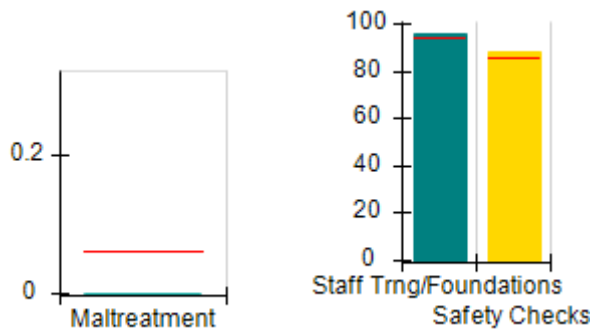
Overall Score (%)



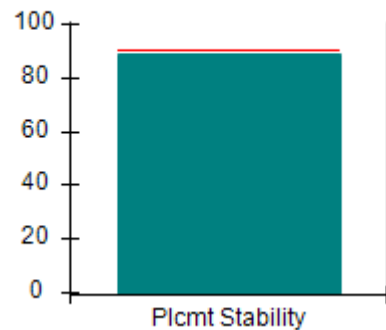
OPM Monitoring Reviews (%)



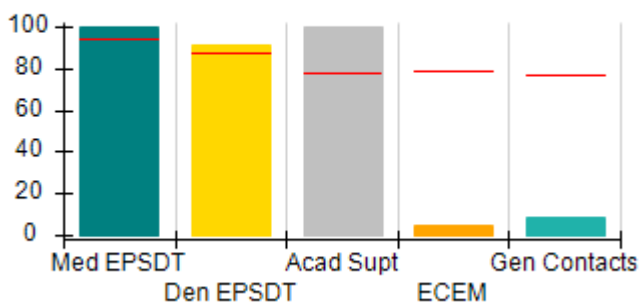
Safety Outcomes (%)



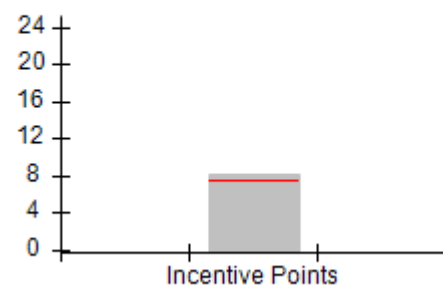
Permanency Outcomes (%)



Well-Being Outcomes (%)



Incentives Earned (Points)





DHS, DFCS, Office of Provider Management
Performance-Based Placement Measures
RBWO Provider GA+SCORECARD - CCI
 Report Quarter: Q3 FY2020



Provider/Program Name: Gigi's House Inc. - (5388) - CCI				
2301 Talmadge Rd., Hampton, GA 30228		Quarterly Scores (Grades)		Current Quarter Score (Grade)
Phone: 470-372-8050		Q1: 78.27 (C+)	Q2: 81.77 (B-)	71.18% (C-)
Vendor ID# 160779		Q3: 71.18 (C-)	Q4: N/A	
Program Census Information:		# Children in Care During Quarter: 19	# Placements During Quarter: 19	# Children in Care On Last Day: 10
	Avg Performance All CCIs (%)	Provider Performance (%)*	Possible Points (Weight)	Provider Points Earned
OPM Monitoring Reviews				
Annual Comprehensive Reviews	82%	Not Yet Conducted		
Safety Reviews	85%	42%	15	6.25
Monitoring Sub-Total			15	6.25
CCI Safety Outcomes				
Incidence of Maltreatment	0.06%	No Substantiated Reports	10	10.00
Staff Training/Foundations	94%	96%	5	4.80
Staff Safety Checks	86%	88%	5	4.40
Safety Sub-Total			20	19.20
CCI Permanency Outcomes				
Placement Stability	90%	89%	15	13.35
Permanency Sub-Total			15	13.35
CCI Well-Being Outcomes				
EPSDT Medical Visits	94%	100%	4	4.00
EPSDT Dental Visits	88%	91%	4	3.64
Academic Supports	78%	100%	3	3.00
Provider ECEM Visits	79%	5%	7	0.35
Provider General Contacts	77%	9%	7	0.63
Placements with Siblings	35%	Not Eligible	Not Scored	Not Scored
Placements within Legal County	11%	10%	Not Scored	Not Scored
Well-Being Sub-Total			25	11.62
*Performance calculation descriptions can be found in the FY 2020 RBWO PBP Measurements and Standards Guide.				

Monitoring & Outcomes: Possible Points = 75		Points Earned = 50.42	
Score Before Incentives Credit			67.23%
Incentives Awarded			8.22 pts
PBP Verification			-4.27 pts
Total Score			71.18%



DHS, DFCS, Office of Provider Management
Performance-Based Placement Measures
RBWO Provider GA+SCORECARD - CCI
Report Quarter: Q3 FY2020



Provider/Program Name: Gigi's House Inc. - (5388) - CCI

Program Census Information:		# Children in Care During Quarter: 19	# Placements During Quarter: 19	# Children in Care On Last Day: 10
CCI Incentive Credits	Avg Performance All CCIs (Points)	Provider Performance (%)*	Possible Points (Weight)	Provider Points Earned
Early EPSDT Medical Visits		100%	2	2.00
Early EPSDT Dental Visits		75%	2	1.50
Permanency Contacts		0%	5	0.00
Additional Academic Supports		36%	2	0.72
HS Grad/GED/Prof or Trade Certificate/College		N/A	10/5/5/1	
EYSS Agreement		Not Eligible	5	
Community Connections		0%	4	0.00
Active Agency Accreditation		0%	4	0.00
Staff Clinical Licensure		0%	5	0.00
Behavior Management (threshold = 0)		100%	4	4.00
Incentives Total	7.45			8.22
Maximum total combined incentive credit allowed is 10 points.			Incentives Awarded	8.22

*Performance calculation descriptions can be found in the FY 2020 RBWO PBP Measurements and Standards Guide.

Child Protective Services Investigations and Dispositions

The following investigations data, which is not used for scoring but is considered significant to a provider's performance, is from Georgia SHINES and is not considered final or complete until the end of the fiscal year.

Total Reports:	0
Number Screened In:	0
Number Screened Out:	0
Number Substantiated:	0
Number Unsubstantiated:	0
Number Active CPS Investigations:	0



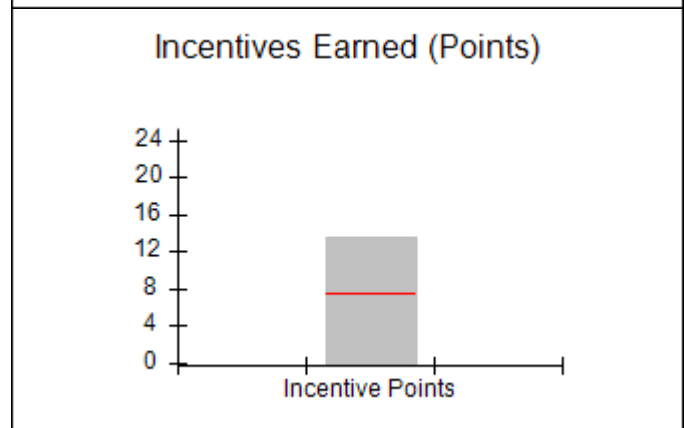
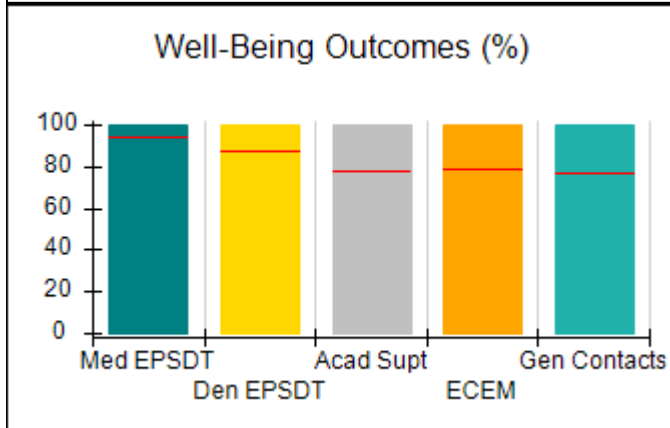
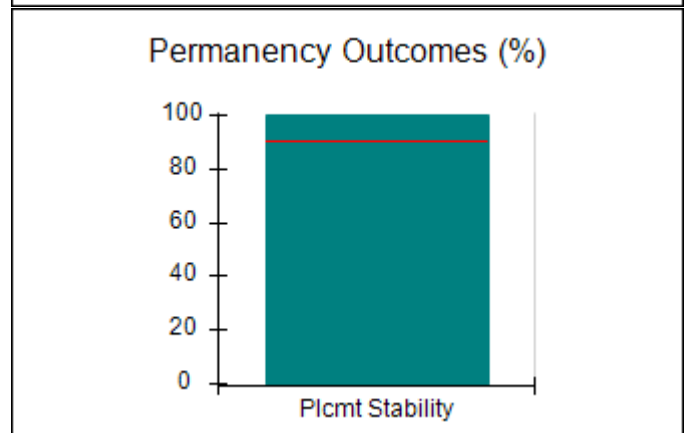
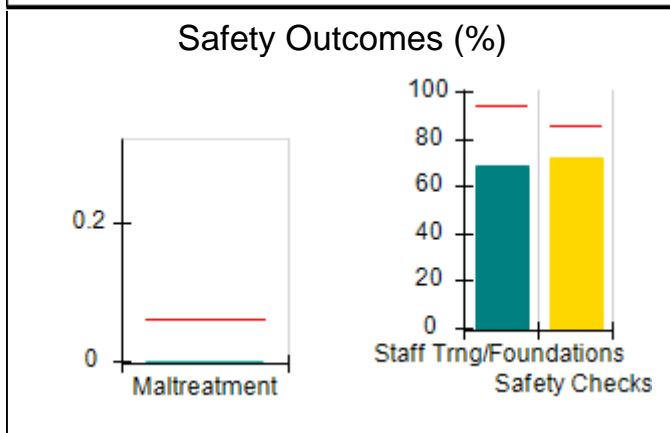
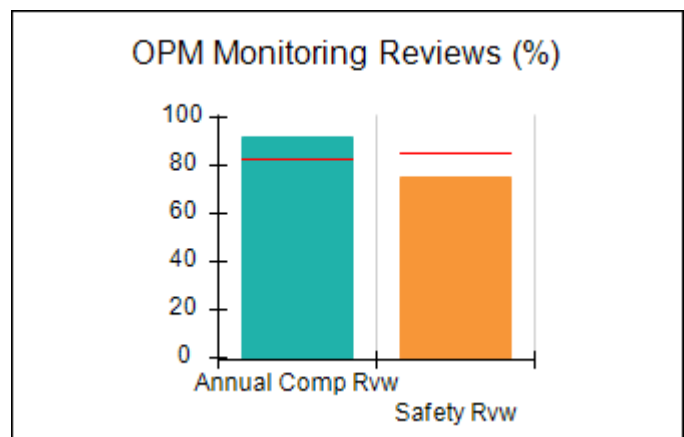
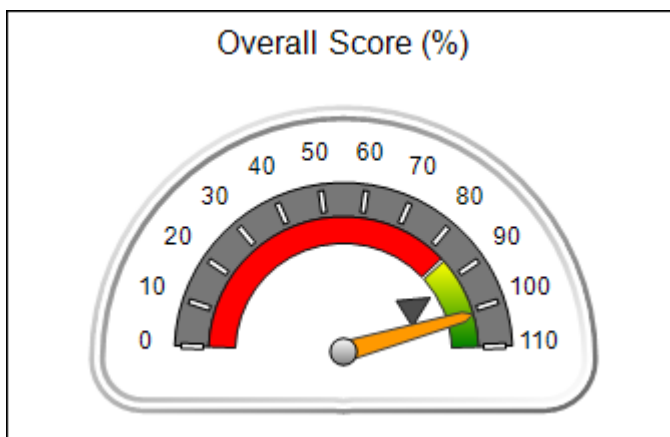
DHS, DFCS, Office of Provider Management
Performance-Based Placement Measures
RBWO Provider GA+SCORECARD - CCI



Report Quarter: Q3 FY2020

Provider/Program Name: Goshen Valley Foundation - dba Goshen Valley Boy's Ranch (687) - CCI			
387 Goshen Church Way, Waleska, GA 30183	Quarterly Scores (Grades)		Current Quarter Score (Grade)
Phone: 7707964618	Q1: 103.20 (A+)	Q2: 103.10 (A+)	101.23% (A+)
Vendor ID# 35392	Q3: 101.23 (A+)	Q4: N/A	
Program Census Information:	# Children in Care During Quarter: 39	# Placements During Quarter: 39	# Children in Care On Last Day: 35
Quarterly Provider Comparisons to All CCIs			

▼ — indicates average for all CCIs





Performance-Based Placement Measures

RBWO Provider GA+SCORECARD - CCI

Report Quarter: Q3 FY2020

Provider/Program Name: Goshen Valley Foundation - dba Goshen Valley Boy's Ranch (687) - CCI				
387 Goshen Church Way, Waleska, GA 30183		Quarterly Scores (Grades)		Current Quarter Score (Grade)
Phone: 7707964618		Q1: 103.20 (A+)	Q2: 103.10 (A+)	101.23% (A+)
Vendor ID# 35392		Q3: 101.23 (A+)	Q4: N/A	
Program Census Information:		# Children in Care During Quarter: 39	# Placements During Quarter: 39	# Children in Care On Last Day: 35
	Avg Performance All CCIs (%)	Provider Performance (%)*	Possible Points (Weight)	Provider Points Earned
OPM Monitoring Reviews				
Annual Comprehensive Reviews	82%	92%	25	22.93
Safety Reviews	85%	75%	15	11.25
Monitoring Sub-Total			40	34.18
CCI Safety Outcomes				
Incidence of Maltreatment	0.06%	No Substantiated Reports	10	10.00
Staff Training/Foundations	94%	69%	5	3.45
Staff Safety Checks	86%	72%	5	3.60
Safety Sub-Total			20	17.05
CCI Permanency Outcomes				
Placement Stability	90%	100%	15	15.00
Permanency Sub-Total			15	15.00
CCI Well-Being Outcomes				
EPSDT Medical Visits	94%	100%	4	4.00
EPSDT Dental Visits	88%	100%	4	4.00
Academic Supports	78%	100%	3	3.00
Provider ECEM Visits	79%	100%	7	7.00
Provider General Contacts	77%	100%	7	7.00
Placements with Siblings	35%	32%	Not Scored	Not Scored
Placements within Legal County	11%	20%	Not Scored	Not Scored
Well-Being Sub-Total			25	25.00
*Performance calculation descriptions can be found in the FY 2020 RBWO PBP Measurements and Standards Guide.				

Monitoring & Outcomes: Possible Points = 100		Points Earned = 91.23	
Score Before Incentives Credit			91.23%
Incentives Awarded			10.00 pts
PBP Verification			N/A pts
Total Score			101.23%



DHS, DFCS, Office of Provider Management
Performance-Based Placement Measures
RBWO Provider GA+SCORECARD - CCI



Report Quarter: Q3 FY2020

Provider/Program Name: Goshen Valley Foundation - dba Goshen Valley Boy's Ranch (687) - CCI

Program Census Information:		# Children in Care During Quarter: 39	# Placements During Quarter: 39	# Children in Care On Last Day: 35
CCI Incentive Credits	Avg Performance All CCIs (Points)	Provider Performance (%)*	Possible Points (Weight)	Provider Points Earned
Early EPSDT Medical Visits		100%	2	2.00
Early EPSDT Dental Visits		100%	2	2.00
Permanency Contacts		50%	5	2.50
Additional Academic Supports		49%	2	0.98
HS Grad/GED/Prof or Trade Certificate/College		N/A	10/5/5/1	
EYSS Agreement		0%	5	0.00
Community Connections		0%	4	0.00
Active Agency Accreditation		50%	4	2.00
Staff Clinical Licensure		0%	5	0.00
Behavior Management (threshold = 0)		100%	4	4.00
Incentives Total	7.45			13.48
Maximum total combined incentive credit allowed is 10 points.			Incentives Awarded	10.00

*Performance calculation descriptions can be found in the FY 2020 RBWO PBP Measurements and Standards Guide.

Child Protective Services Investigations and Dispositions

The following investigations data, which is not used for scoring but is considered significant to a provider's performance, is from Georgia SHINES and is not considered final or complete until the end of the fiscal year.

Total Reports:	0
Number Screened In:	0
Number Screened Out:	0
Number Substantiated:	0
Number Unsubstantiated:	0
Number Active CPS Investigations:	0



DHS, DFCS, Office of Provider Management

Performance-Based Placement Measures

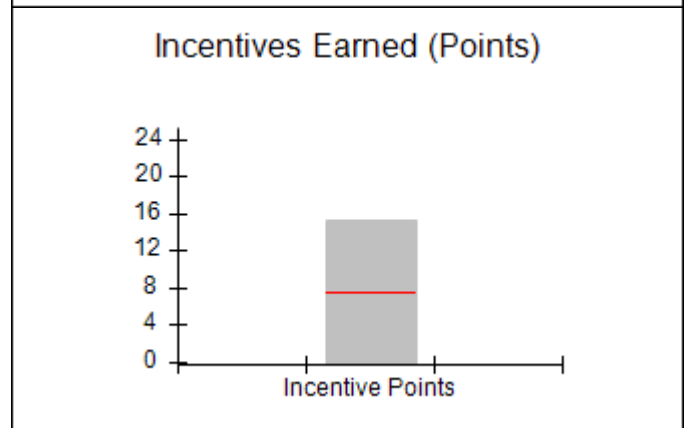
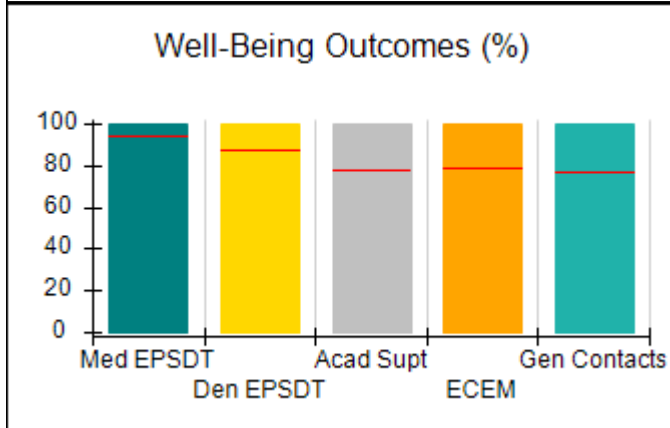
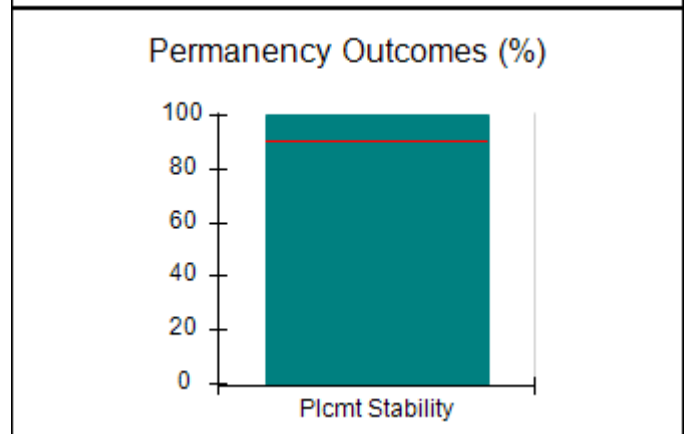
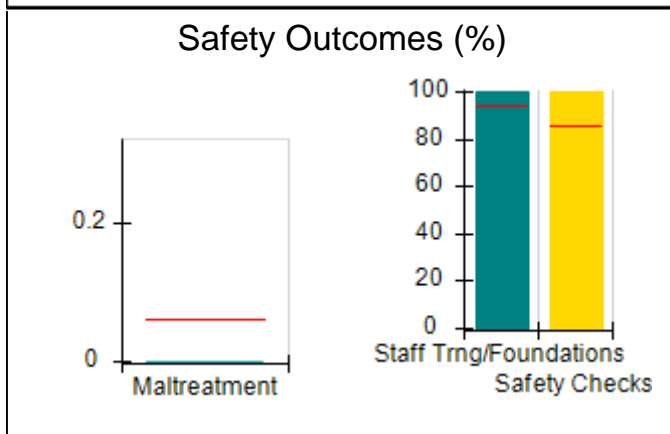
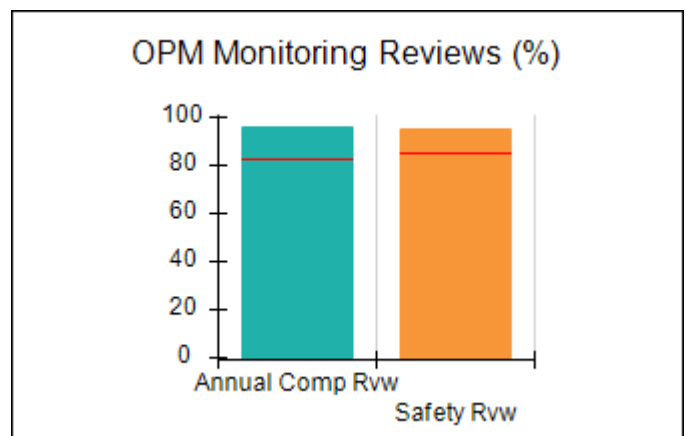
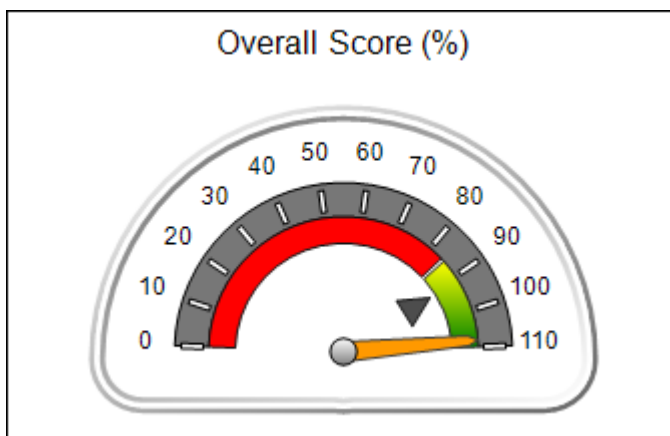
RBWO Provider GA+SCORECARD - CCI

Report Quarter: Q3 FY2020



Provider/Program Name: Goshen Valley Foundation - dba Hope House (5196) - CCI			
187 Goshen Church Way, Waleska, GA 30183	Quarterly Scores (Grades)		Current Quarter Score (Grade)
Phone: 770-796-4618	Q1: 108.58 (A+)	Q2: 107.85 (A+)	108.19% (A+)
Vendor ID# 106196	Q3: 108.19 (A+)	Q4: N/A	
Program Census Information:	# Children in Care During Quarter: 7	# Placements During Quarter: 7	# Children in Care On Last Day: 7
Quarterly Provider Comparisons to All CCIs			

▼ indicates average for all CCIs





DHS, DFCS, Office of Provider Management
Performance-Based Placement Measures
RBWO Provider GA+SCORECARD - CCI
 Report Quarter: Q3 FY2020



Provider/Program Name: Goshen Valley Foundation - dba Hope House (5196) - CCI				
187 Goshen Church Way, Waleska, GA 30183		Quarterly Scores (Grades)		Current Quarter Score (Grade)
Phone: 770-796-4618		Q1: 108.58 (A+)	Q2: 107.85 (A+)	108.19% (A+)
Vendor ID# 106196		Q3: 108.19 (A+)	Q4: N/A	
Program Census Information:		# Children in Care During Quarter: 7	# Placements During Quarter: 7	# Children in Care On Last Day: 7
	Avg Performance All CCIs (%)	Provider Performance (%)*	Possible Points (Weight)	Provider Points Earned
OPM Monitoring Reviews				
Annual Comprehensive Reviews	82%	96%	25	23.94
Safety Reviews	85%	95%	15	14.25
Monitoring Sub-Total			40	38.19
CCI Safety Outcomes				
Incidence of Maltreatment	0.06%	No Substantiated Reports	10	10.00
Staff Training/Foundations	94%	100%	5	5.00
Staff Safety Checks	86%	100%	5	5.00
Safety Sub-Total			20	20.00
CCI Permanency Outcomes				
Placement Stability	90%	100%	15	15.00
Permanency Sub-Total			15	15.00
CCI Well-Being Outcomes				
EPSDT Medical Visits	94%	100%	4	4.00
EPSDT Dental Visits	88%	100%	4	4.00
Academic Supports	78%	100%	3	3.00
Provider ECEM Visits	79%	100%	7	7.00
Provider General Contacts	77%	100%	7	7.00
Placements with Siblings	35%	0%	Not Scored	Not Scored
Placements within Legal County	11%	0%	Not Scored	Not Scored
Well-Being Sub-Total			25	25.00
*Performance calculation descriptions can be found in the FY 2020 RBWO PBP Measurements and Standards Guide.				

Monitoring & Outcomes: Possible Points = 100		Points Earned = 98.19	
Score Before Incentives Credit			98.19%
Incentives Awarded			10.00 pts
PBP Verification			N/A pts
Total Score			108.19%



DHS, DFCS, Office of Provider Management
Performance-Based Placement Measures
RBWO Provider GA+SCORECARD - CCI
Report Quarter: Q3 FY2020



Provider/Program Name: Goshen Valley Foundation - dba Hope House (5196) - CCI

Program Census Information:		# Children in Care During Quarter: 7	# Placements During Quarter: 7	# Children in Care On Last Day: 7
CCI Incentive Credits	Avg Performance All CCIs (Points)	Provider Performance (%)*	Possible Points (Weight)	Provider Points Earned
Early EPSDT Medical Visits		100%	2	2.00
Early EPSDT Dental Visits		100%	2	2.00
Permanency Contacts		67%	5	3.35
Additional Academic Supports		100%	2	2.00
HS Grad/GED/Prof or Trade Certificate/College		N/A	10/5/5/1	
EYSS Agreement		Not Eligible	5	
Community Connections		0%	4	0.00
Active Agency Accreditation		50%	4	2.00
Staff Clinical Licensure		0%	5	0.00
Behavior Management (threshold = 0)		100%	4	4.00
Incentives Total	7.45			15.35
Maximum total combined incentive credit allowed is 10 points.			Incentives Awarded	10.00

*Performance calculation descriptions can be found in the FY 2020 RBWO PBP Measurements and Standards Guide.

Child Protective Services Investigations and Dispositions

The following investigations data, which is not used for scoring but is considered significant to a provider's performance, is from Georgia SHINES and is not considered final or complete until the end of the fiscal year.

Total Reports:	0
Number Screened In:	0
Number Screened Out:	0
Number Substantiated:	0
Number Unsubstantiated:	0
Number Active CPS Investigations:	0

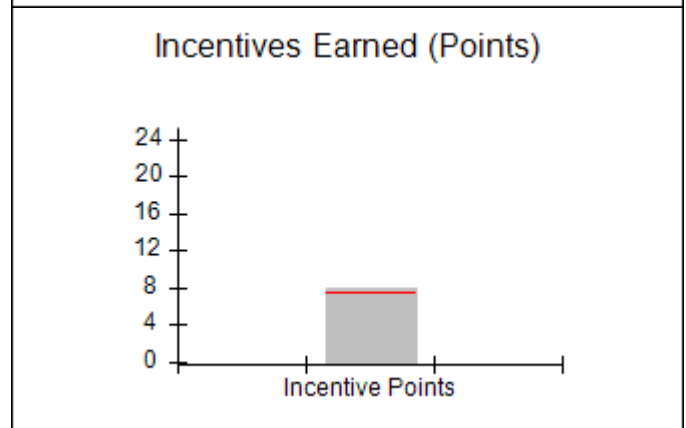
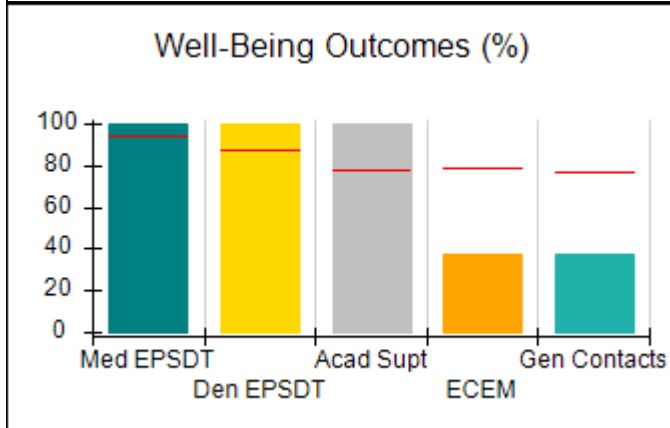
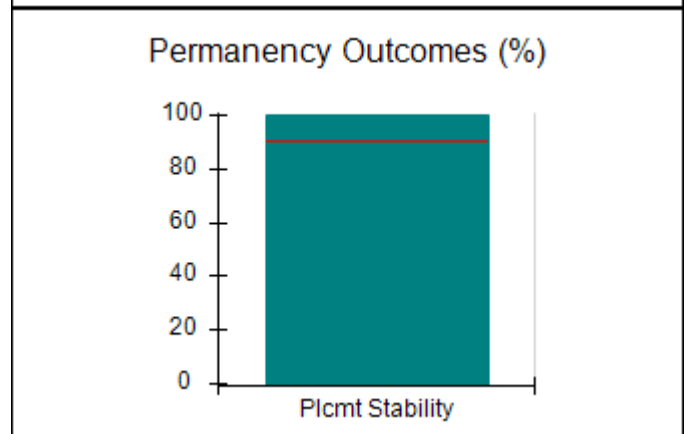
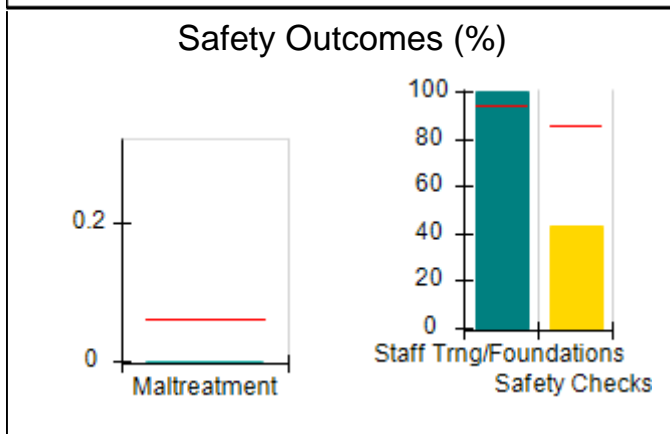
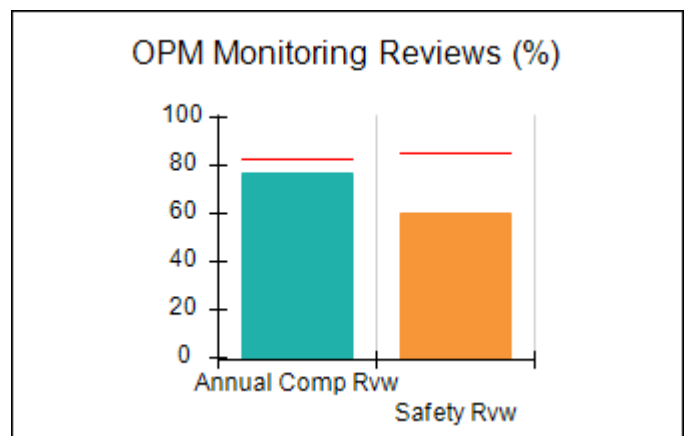
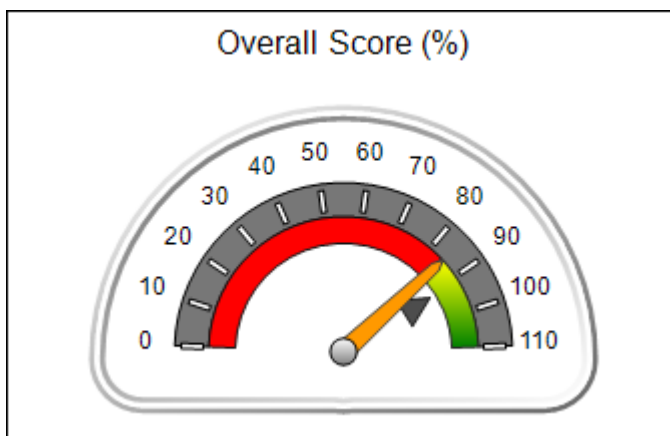


DHS, DFCS, Office of Provider Management
Performance-Based Placement Measures
RBWO Provider GA+SCORECARD - CCI
Report Quarter: Q3 FY2020



Provider/Program Name: Greenbriar Children's Center - (688) - CCI			
3709 Hopkins St., Savannah, GA 31405	Quarterly Scores (Grades)		Current Quarter Score (Grade)
Phone: 912-234-3431	Q1: 86.38 (B)	Q2: 83.80 (B-)	84.62% (B)
Vendor ID# 35393	Q3: 84.62 (B)	Q4: N/A	
Program Census Information:	# Children in Care During Quarter: 3	# Placements During Quarter: 3	# Children in Care On Last Day: 2
Quarterly Provider Comparisons to All CCIs			

▼ — indicates average for all CCIs





DHS, DFCS, Office of Provider Management
Performance-Based Placement Measures
RBWO Provider GA+SCORECARD - CCI
 Report Quarter: Q3 FY2020



Provider/Program Name: Greenbriar Children's Center - (688) - CCI				
3709 Hopkins St., Savannah, GA 31405		Quarterly Scores (Grades)		Current Quarter Score (Grade)
Phone: 912-234-3431		Q1: 86.38 (B)	Q2: 83.80 (B-)	84.62% (B)
Vendor ID# 35393		Q3: 84.62 (B)	Q4: N/A	
Program Census Information:		# Children in Care During Quarter: 3	# Placements During Quarter: 3	# Children in Care On Last Day: 2
	Avg Performance All CCIs (%)	Provider Performance (%)*	Possible Points (Weight)	Provider Points Earned
OPM Monitoring Reviews				
Annual Comprehensive Reviews	82%	77%	25	19.15
Safety Reviews	85%	60%	15	9.00
Monitoring Sub-Total			40	28.15
CCI Safety Outcomes				
Incidence of Maltreatment	0.06%	No Substantiated Reports	10	10.00
Staff Training/Foundations	94%	100%	5	5.00
Staff Safety Checks	86%	43%	5	2.15
Safety Sub-Total			20	17.15
CCI Permanency Outcomes				
Placement Stability	90%	100%	15	15.00
Permanency Sub-Total			15	15.00
CCI Well-Being Outcomes				
EPSDT Medical Visits	94%	100%	4	4.00
EPSDT Dental Visits	88%	100%	4	4.00
Academic Supports	78%	100%	3	3.00
Provider ECEM Visits	79%	38%	7	2.66
Provider General Contacts	77%	38%	7	2.66
Placements with Siblings	35%	0%	Not Scored	Not Scored
Placements within Legal County	11%	Not Eligible	Not Scored	Not Scored
Well-Being Sub-Total			25	16.32
*Performance calculation descriptions can be found in the FY 2020 RBWO PBP Measurements and Standards Guide.				

Monitoring & Outcomes: Possible Points = 100		Points Earned = 76.62	
Score Before Incentives Credit			76.62%
Incentives Awarded			8.00 pts
PBP Verification			N/A pts
Total Score			84.62%



DHS, DFCS, Office of Provider Management
Performance-Based Placement Measures
RBWO Provider GA+SCORECARD - CCI
Report Quarter: Q3 FY2020



Provider/Program Name: Greenbriar Children's Center - (688) - CCI

Program Census Information:		# Children in Care During Quarter: 3	# Placements During Quarter: 3	# Children in Care On Last Day: 2
CCI Incentive Credits	Avg Performance All CCIs (Points)	Provider Performance (%)*	Possible Points (Weight)	Provider Points Earned
Early EPSDT Medical Visits		Not Eligible	2	
Early EPSDT Dental Visits		100%	2	2.00
Permanency Contacts		0%	5	0.00
Additional Academic Supports		0%	2	0.00
HS Grad/GED/Prof or Trade Certificate/College		N/A	10/5/5/1	
EYSS Agreement		Not Eligible	5	
Community Connections		0%	4	0.00
Active Agency Accreditation		50%	4	2.00
Staff Clinical Licensure		0%	5	0.00
Behavior Management (threshold = 0)		100%	4	4.00
Incentives Total	7.45			8.00
Maximum total combined incentive credit allowed is 10 points.			Incentives Awarded	8.00

*Performance calculation descriptions can be found in the FY 2020 RBWO PBP Measurements and Standards Guide.

Child Protective Services Investigations and Dispositions

The following investigations data, which is not used for scoring but is considered significant to a provider's performance, is from Georgia SHINES and is not considered final or complete until the end of the fiscal year.

Total Reports:	0
Number Screened In:	0
Number Screened Out:	0
Number Substantiated:	0
Number Unsubstantiated:	0
Number Active CPS Investigations:	0



DHS, DFCS, Office of Provider Management
Performance-Based Placement Measures
RBWO Provider GA+SCORECARD - CCI
Report Quarter: Q3 FY2020



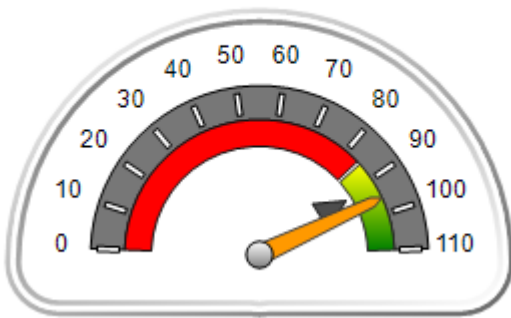
Provider/Program Name: Guardian Home of Hope, Inc. - (5187) - CCI

4290 Valley Crest Drive, Columbus, GA 31907	Quarterly Scores (Grades)		Current Quarter Score (Grade)
Phone: 762-821-2303	Q1: 94.21 (A)	Q2: 91.39 (A-)	95.70% (A)
Vendor ID# 121306	Q3: 95.70 (A)	Q4: N/A	
Program Census Information:	# Children in Care During Quarter: 12	# Placements During Quarter: 13	# Children in Care On Last Day: 6

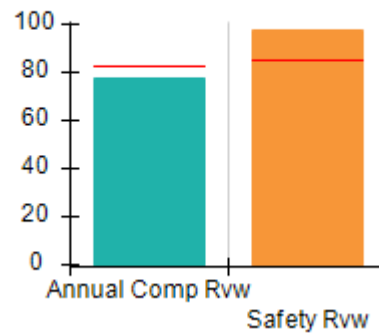
Quarterly Provider Comparisons to All CCIs

▼ — indicates average for all CCIs

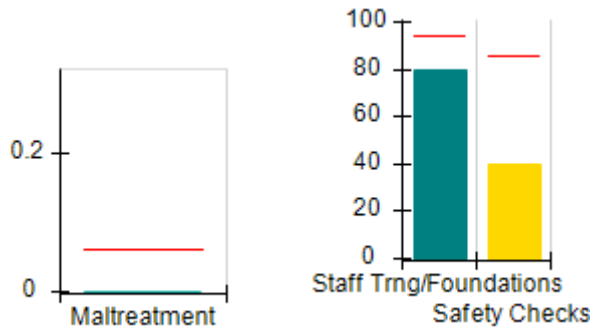
Overall Score (%)



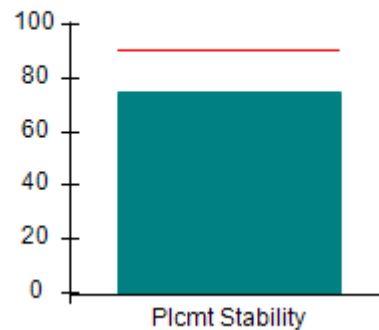
OPM Monitoring Reviews (%)



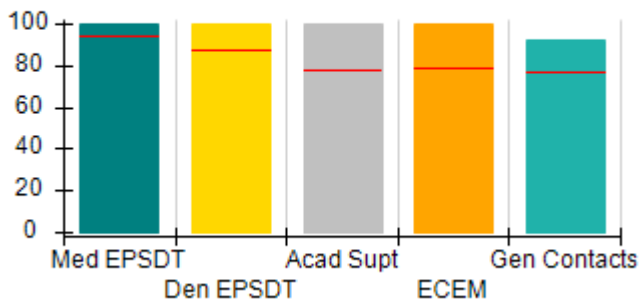
Safety Outcomes (%)



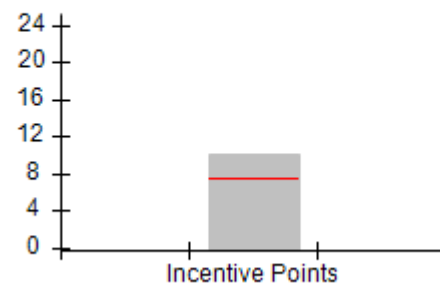
Permanency Outcomes (%)



Well-Being Outcomes (%)



Incentives Earned (Points)





DHS, DFCS, Office of Provider Management
Performance-Based Placement Measures
RBWO Provider GA+SCORECARD - CCI
 Report Quarter: Q3 FY2020



Provider/Program Name: Guardian Home of Hope, Inc. - (5187) - CCI				
4290 Valley Crest Drive, Columbus, GA 31907		Quarterly Scores (Grades)		Current Quarter Score (Grade)
Phone: 762-821-2303		Q1: 94.21 (A)	Q2: 91.39 (A-)	95.70% (A)
Vendor ID# 121306		Q3: 95.70 (A)	Q4: N/A	
Program Census Information:		# Children in Care During Quarter: 12	# Placements During Quarter: 13	# Children in Care On Last Day: 6
	Avg Performance All CCIs (%)	Provider Performance (%)*	Possible Points (Weight)	Provider Points Earned
OPM Monitoring Reviews				
Annual Comprehensive Reviews	82%	78%	25	19.38
Safety Reviews	85%	98%	15	14.63
Monitoring Sub-Total			40	34.01
CCI Safety Outcomes				
Incidence of Maltreatment	0.06%	No Substantiated Reports	10	10.00
Staff Training/Foundations	94%	80%	5	4.00
Staff Safety Checks	86%	40%	5	2.00
Safety Sub-Total			20	16.00
CCI Permanency Outcomes				
Placement Stability	90%	75%	15	11.25
Permanency Sub-Total			15	11.25
CCI Well-Being Outcomes				
EPSDT Medical Visits	94%	100%	4	4.00
EPSDT Dental Visits	88%	100%	4	4.00
Academic Supports	78%	100%	3	3.00
Provider ECEM Visits	79%	100%	7	7.00
Provider General Contacts	77%	92%	7	6.44
Placements with Siblings	35%	Not Eligible	Not Scored	Not Scored
Placements within Legal County	11%	0%	Not Scored	Not Scored
Well-Being Sub-Total			25	24.44
*Performance calculation descriptions can be found in the FY 2020 RBWO PBP Measurements and Standards Guide.				

Monitoring & Outcomes: Possible Points = 100		Points Earned = 85.70	
Score Before Incentives Credit			85.70%
Incentives Awarded			10.00 pts
PBP Verification			N/A pts
Total Score			95.70%



DHS, DFCS, Office of Provider Management
Performance-Based Placement Measures
RBWO Provider GA+SCORECARD - CCI
Report Quarter: Q3 FY2020



Provider/Program Name: Guardian Home of Hope, Inc. - (5187) - CCI

Program Census Information:		# Children in Care During Quarter: 12	# Placements During Quarter: 13	# Children in Care On Last Day: 6
CCI Incentive Credits	Avg Performance All CCIs (Points)	Provider Performance (%)*	Possible Points (Weight)	Provider Points Earned
Early EPSDT Medical Visits		100%	2	2.00
Early EPSDT Dental Visits		100%	2	2.00
Permanency Contacts		0%	5	0.00
Additional Academic Supports		100%	2	2.00
HS Grad/GED/Prof or Trade Certificate/College		N/A	10/5/5/1	
EYSS Agreement		Not Eligible	5	
Community Connections		0%	4	0.00
Active Agency Accreditation		0%	4	0.00
Staff Clinical Licensure		0%	5	0.00
Behavior Management (threshold = 0)		100%	4	4.00
Incentives Total	7.45			10.00
Maximum total combined incentive credit allowed is 10 points.			Incentives Awarded	10.00

*Performance calculation descriptions can be found in the FY 2020 RBWO PBP Measurements and Standards Guide.

Child Protective Services Investigations and Dispositions

The following investigations data, which is not used for scoring but is considered significant to a provider's performance, is from Georgia SHINES and is not considered final or complete until the end of the fiscal year.

Total Reports:	1
Number Screened In:	1
Number Screened Out:	0
Number Substantiated:	0
Number Unsubstantiated:	1
Number Active CPS Investigations:	0



DHS, DFCS, Office of Provider Management
Performance-Based Placement Measures
RBWO Provider GA+SCORECARD - CCI
Report Quarter: Q3 FY2020



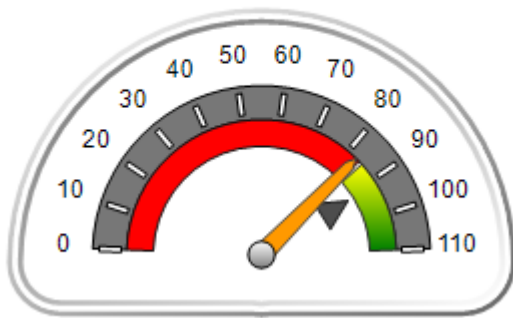
Provider/Program Name: House of Dawn - Second Chance Home (918) - CCI

298 South Main Street , Jonesboro, GA 30236	Quarterly Scores (Grades)		Current Quarter Score (Grade)
Phone: 770 477-2385	Q1: 72.34 (C-)	Q2: 53.03 (F)	82.89% (B-)
Vendor ID# 35422	Q3: 82.89 (B-)	Q4: N/A	
Program Census Information:	# Children in Care During Quarter: 2	# Placements During Quarter: 2	# Children in Care On Last Day: 0

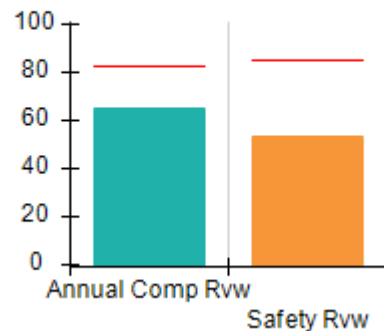
Quarterly Provider Comparisons to All CCIs

▼ — indicates average for all CCIs

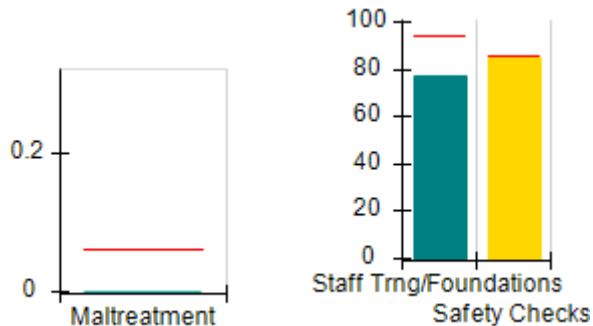
Overall Score (%)



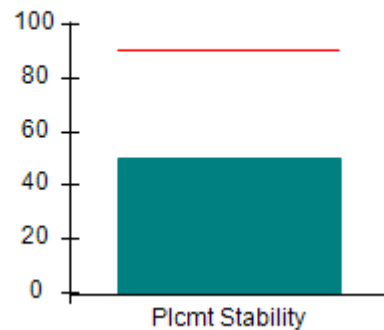
OPM Monitoring Reviews (%)



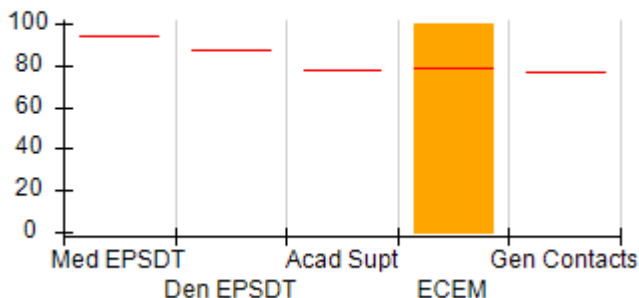
Safety Outcomes (%)



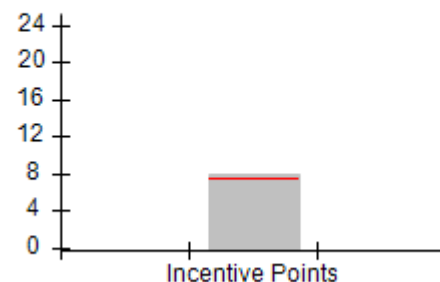
Permanency Outcomes (%)



Well-Being Outcomes (%)



Incentives Earned (Points)





DHS, DFCS, Office of Provider Management
Performance-Based Placement Measures
RBWO Provider GA+SCORECARD - CCI
 Report Quarter: Q3 FY2020



Provider/Program Name: House of Dawn - Second Chance Home (918) - CCI				
298 South Main Street , Jonesboro, GA 30236		Quarterly Scores (Grades)		Current Quarter Score (Grade)
Phone: 770 477-2385		Q1: 72.34 (C-)	Q2: 53.03 (F)	82.89% (B-)
Vendor ID# 35422		Q3: 82.89 (B-)	Q4: N/A	
Program Census Information:		# Children in Care During Quarter: 2	# Placements During Quarter: 2	# Children in Care On Last Day: 0
	Avg Performance All CCIs (%)	Provider Performance (%)*	Possible Points (Weight)	Provider Points Earned
OPM Monitoring Reviews				
Annual Comprehensive Reviews	82%	65%	25	16.29
Safety Reviews	85%	53%	15	8.00
Monitoring Sub-Total			40	24.29
CCI Safety Outcomes				
Incidence of Maltreatment	0.06%	No Substantiated Reports	10	10.00
Staff Training/Foundations	94%	77%	5	3.85
Staff Safety Checks	86%	85%	5	4.25
Safety Sub-Total			20	18.10
CCI Permanency Outcomes				
Placement Stability	90%	50%	15	7.50
Permanency Sub-Total			15	7.50
CCI Well-Being Outcomes				
EPSDT Medical Visits	94%	Not Eligible		
EPSDT Dental Visits	88%	Not Eligible		
Academic Supports	78%	Not Eligible		
Provider ECEM Visits	79%	100%	25	25.00
Provider General Contacts	77%	Not Eligible		
Placements with Siblings	35%	Not Eligible	Not Scored	Not Scored
Placements within Legal County	11%	0%	Not Scored	Not Scored
Well-Being Sub-Total			25	25.00
*Performance calculation descriptions can be found in the FY 2020 RBWO PBP Measurements and Standards Guide.				

Monitoring & Outcomes: Possible Points = 100		Points Earned = 74.89	
Score Before Incentives Credit			74.89%
Incentives Awarded			8.00 pts
PBP Verification			N/A pts
Total Score			82.89%



DHS, DFCS, Office of Provider Management
Performance-Based Placement Measures
RBWO Provider GA+SCORECARD - CCI
Report Quarter: Q3 FY2020



Provider/Program Name: House of Dawn - Second Chance Home (918) - CCI

Program Census Information:		# Children in Care During Quarter: 2	# Placements During Quarter: 2	# Children in Care On Last Day: 0
CCI Incentive Credits	Avg Performance All CCIs (Points)	Provider Performance (%)*	Possible Points (Weight)	Provider Points Earned
Early EPSDT Medical Visits		100%	2	2.00
Early EPSDT Dental Visits		100%	2	2.00
Permanency Contacts		None Planned	5	
Additional Academic Supports		Not Eligible	2	
HS Grad/GED/Prof or Trade Certificate/College		N/A	10/5/5/1	
EYSS Agreement		Not Eligible	5	
Community Connections		Not Eligible	4	
Active Agency Accreditation		0%	4	0.00
Staff Clinical Licensure		0%	5	0.00
Behavior Management (threshold = 0)		100%	4	4.00
Incentives Total	7.45			8.00
Maximum total combined incentive credit allowed is 10 points.			Incentives Awarded	8.00

*Performance calculation descriptions can be found in the FY 2020 RBWO PBP Measurements and Standards Guide.

Child Protective Services Investigations and Dispositions

The following investigations data, which is not used for scoring but is considered significant to a provider's performance, is from Georgia SHINES and is not considered final or complete until the end of the fiscal year.

Total Reports:	0
Number Screened In:	0
Number Screened Out:	0
Number Substantiated:	0
Number Unsubstantiated:	0
Number Active CPS Investigations:	0



DHS, DFCS, Office of Provider Management
Performance-Based Placement Measures
RBWO Provider GA+SCORECARD - CCI
Report Quarter: Q3 FY2020



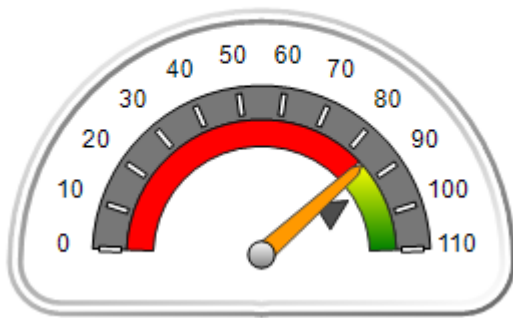
Provider/Program Name: House of Hope Refuge of Love, Inc. - (5389) - CCI

1716 Ellis St., Brunswick, GA 31520	Quarterly Scores (Grades)		Current Quarter Score (Grade)
Phone: 912-571-4378	Q1: 93.28 (A-)	Q2: 90.85 (A-)	85.15% (B)
Vendor ID# 162566	Q3: 85.15 (B)	Q4: N/A	
Program Census Information:	# Children in Care During Quarter: 10	# Placements During Quarter: 10	# Children in Care On Last Day: 5

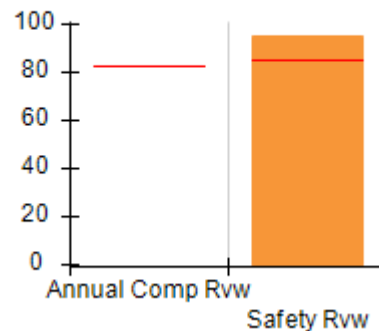
Quarterly Provider Comparisons to All CCIs

▼ — indicates average for all CCIs

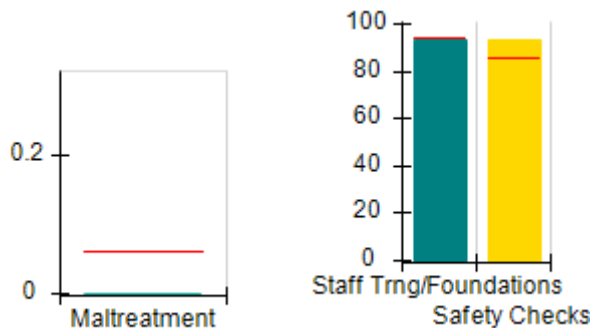
Overall Score (%)



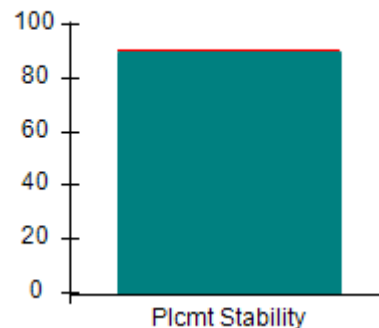
OPM Monitoring Reviews (%)



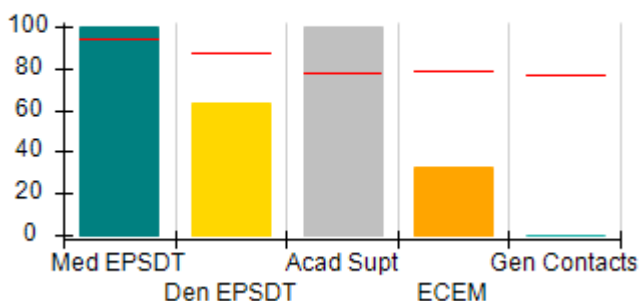
Safety Outcomes (%)



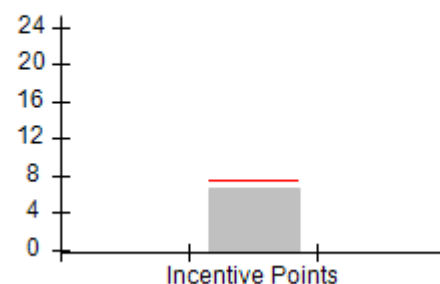
Permanency Outcomes (%)



Well-Being Outcomes (%)



Incentives Earned (Points)





Performance-Based Placement Measures

RBWO Provider GA+SCORECARD - CCI

Report Quarter: Q3 FY2020

Provider/Program Name: House of Hope Refuge of Love, Inc. - (5389) - CCI				
1716 Ellis St., Brunswick, GA 31520		Quarterly Scores (Grades)		Current Quarter Score (Grade)
Phone: 912-571-4378		Q1: 93.28 (A-)	Q2: 90.85 (A-)	85.15% (B)
Vendor ID# 162566		Q3: 85.15 (B)	Q4: N/A	
Program Census Information:		# Children in Care During Quarter: 10	# Placements During Quarter: 10	# Children in Care On Last Day: 5
	Avg Performance All CCIs (%)	Provider Performance (%)*	Possible Points (Weight)	Provider Points Earned
OPM Monitoring Reviews				
Annual Comprehensive Reviews	82%	Not Yet Conducted		
Safety Reviews	85%	95%	15	14.25
Monitoring Sub-Total			15	14.25
CCI Safety Outcomes				
Incidence of Maltreatment	0.06%	No Substantiated Reports	10	10.00
Staff Training/Foundations	94%	93%	5	4.65
Staff Safety Checks	86%	93%	5	4.65
Safety Sub-Total			20	19.30
CCI Permanency Outcomes				
Placement Stability	90%	90%	15	13.50
Permanency Sub-Total			15	13.50
CCI Well-Being Outcomes				
EPSDT Medical Visits	94%	100%	4	4.00
EPSDT Dental Visits	88%	63%	4	2.52
Academic Supports	78%	100%	3	3.00
Provider ECEM Visits	79%	33%	7	2.31
Provider General Contacts	77%	0%	7	0.00
Placements with Siblings	35%	0%	Not Scored	Not Scored
Placements within Legal County	11%	0%	Not Scored	Not Scored
Well-Being Sub-Total			25	11.83
*Performance calculation descriptions can be found in the FY 2020 RBWO PBP Measurements and Standards Guide.				

Monitoring & Outcomes: Possible Points = 75		Points Earned = 58.88	
Score Before Incentives Credit			78.51%
Incentives Awarded			6.64 pts
PBP Verification			N/A pts
Total Score			85.15%



DHS, DFCS, Office of Provider Management
Performance-Based Placement Measures
RBWO Provider GA+SCORECARD - CCI
Report Quarter: Q3 FY2020



Provider/Program Name: House of Hope Refuge of Love, Inc. - (5389) - CCI

Program Census Information:		# Children in Care During Quarter: 10	# Placements During Quarter: 10	# Children in Care On Last Day: 5
CCI Incentive Credits	Avg Performance All CCIs (Points)	Provider Performance (%)*	Possible Points (Weight)	Provider Points Earned
Early EPSDT Medical Visits		Not Eligible	2	
Early EPSDT Dental Visits		40%	2	0.80
Permanency Contacts		0%	5	0.00
Additional Academic Supports		67%	2	1.34
HS Grad/GED/Prof or Trade Certificate/College		N/A	10/5/5/1	
EYSS Agreement		Not Eligible	5	
Community Connections		0%	4	0.00
Active Agency Accreditation		0%	4	0.00
Staff Clinical Licensure		10%	5	0.50
Behavior Management (threshold = 0)		100%	4	4.00
Incentives Total	7.45			6.64
Maximum total combined incentive credit allowed is 10 points.			Incentives Awarded	6.64

*Performance calculation descriptions can be found in the FY 2020 RBWO PBP Measurements and Standards Guide.

Child Protective Services Investigations and Dispositions

The following investigations data, which is not used for scoring but is considered significant to a provider's performance, is from Georgia SHINES and is not considered final or complete until the end of the fiscal year.

Total Reports:	0
Number Screened In:	0
Number Screened Out:	0
Number Substantiated:	0
Number Unsubstantiated:	0
Number Active CPS Investigations:	0



DHS, DFCS, Office of Provider Management
Performance-Based Placement Measures
RBWO Provider GA+SCORECARD - CCI
Report Quarter: Q3 FY2020



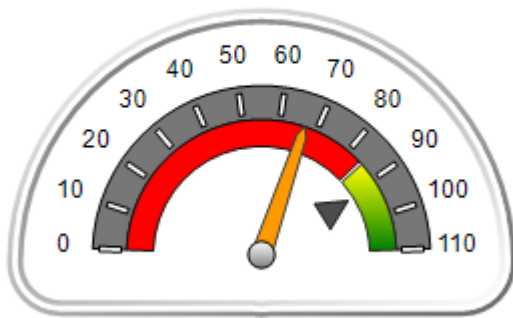
Provider/Program Name: House of Inspiration - House of Inspiration (706) - CCI

8958 Saddlewood Dr., Jonesboro, GA 30238	Quarterly Scores (Grades)		Current Quarter Score (Grade)
Phone: 678-479-7040	Q1: 72.57 (C-)	Q2: 73.41 (C-)	66.70% (D)
Vendor ID# 35423	Q3: 66.70 (D)	Q4: N/A	
Program Census Information:	# Children in Care During Quarter: 8	# Placements During Quarter: 8	# Children in Care On Last Day: 5

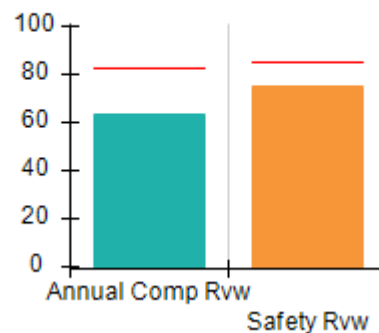
Quarterly Provider Comparisons to All CCIs

▼ — indicates average for all CCIs

Overall Score (%)



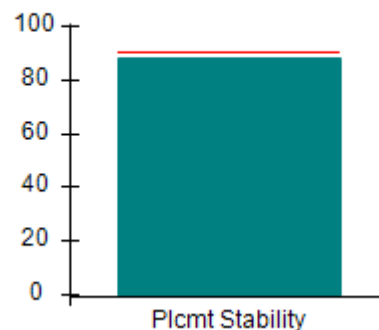
OPM Monitoring Reviews (%)



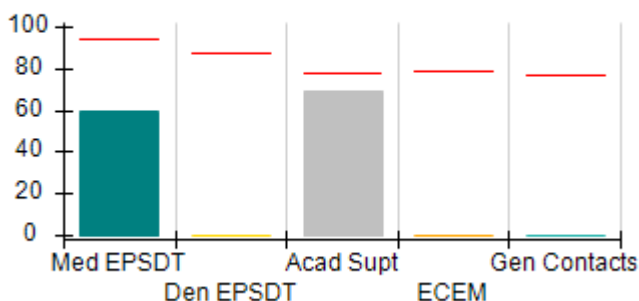
Safety Outcomes (%)



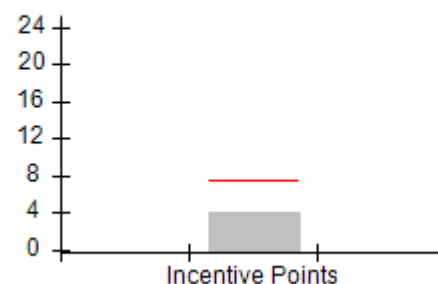
Permanency Outcomes (%)



Well-Being Outcomes (%)



Incentives Earned (Points)





DHS, DFCS, Office of Provider Management
Performance-Based Placement Measures
RBWO Provider GA+SCORECARD - CCI
 Report Quarter: Q3 FY2020



Provider/Program Name: House of Inspiration - House of Inspiration (706) - CCI				
8958 Saddlewood Dr., Jonesboro, GA 30238		Quarterly Scores (Grades)		Current Quarter Score (Grade)
Phone: 678-479-7040		Q1: 72.57 (C-)	Q2: 73.41 (C-)	66.70% (D)
Vendor ID# 35423		Q3: 66.70 (D)	Q4: N/A	
Program Census Information:		# Children in Care During Quarter: 8	# Placements During Quarter: 8	# Children in Care On Last Day: 5
	Avg Performance All CCIs (%)	Provider Performance (%)*	Possible Points (Weight)	Provider Points Earned
OPM Monitoring Reviews				
Annual Comprehensive Reviews	82%	64%	25	15.93
Safety Reviews	85%	75%	15	11.25
Monitoring Sub-Total			40	27.18
CCI Safety Outcomes				
Incidence of Maltreatment	0.06%	No Substantiated Reports	10	10.00
Staff Training/Foundations	94%	71%	5	3.55
Staff Safety Checks	86%	86%	5	4.30
Safety Sub-Total			20	17.85
CCI Permanency Outcomes				
Placement Stability	90%	88%	15	13.20
Permanency Sub-Total			15	13.20
CCI Well-Being Outcomes				
EPSDT Medical Visits	94%	60%	4	2.40
EPSDT Dental Visits	88%	0%	4	0.00
Academic Supports	78%	69%	3	2.07
Provider ECEM Visits	79%	0%	7	0.00
Provider General Contacts	77%	0%	7	0.00
Placements with Siblings	35%	Not Eligible	Not Scored	Not Scored
Placements within Legal County	11%	0%	Not Scored	Not Scored
Well-Being Sub-Total			25	4.47
*Performance calculation descriptions can be found in the FY 2020 RBWO PBP Measurements and Standards Guide.				

Monitoring & Outcomes: Possible Points = 100		Points Earned = 62.70	
Score Before Incentives Credit			62.70%
Incentives Awarded			4.00 pts
PBP Verification			N/A pts
Total Score			66.70%



DHS, DFCS, Office of Provider Management
Performance-Based Placement Measures
RBWO Provider GA+SCORECARD - CCI
Report Quarter: Q3 FY2020



Provider/Program Name: House of Inspiration - House of Inspiration (706) - CCI

Program Census Information:		# Children in Care During Quarter: 8	# Placements During Quarter: 8	# Children in Care On Last Day: 5
CCI Incentive Credits	Avg Performance All CCIs (Points)	Provider Performance (%)*	Possible Points (Weight)	Provider Points Earned
Early EPSDT Medical Visits		0%	2	0.00
Early EPSDT Dental Visits		0%	2	0.00
Permanency Contacts		0%	5	0.00
Additional Academic Supports		0%	2	0.00
HS Grad/GED/Prof or Trade Certificate/College		N/A	10/5/5/1	
EYSS Agreement		Not Eligible	5	
Community Connections		0%	4	0.00
Active Agency Accreditation		0%	4	0.00
Staff Clinical Licensure		0%	5	0.00
Behavior Management (threshold = 0)		100%	4	4.00
Incentives Total	7.45			4.00
Maximum total combined incentive credit allowed is 10 points.			Incentives Awarded	4.00

*Performance calculation descriptions can be found in the FY 2020 RBWO PBP Measurements and Standards Guide.

Child Protective Services Investigations and Dispositions

The following investigations data, which is not used for scoring but is considered significant to a provider's performance, is from Georgia SHINES and is not considered final or complete until the end of the fiscal year.

Total Reports:	0
Number Screened In:	0
Number Screened Out:	0
Number Substantiated:	0
Number Unsubstantiated:	0
Number Active CPS Investigations:	0



DHS, DFCS, Office of Provider Management
Performance-Based Placement Measures
RBWO Provider GA+SCORECARD - CCI
Report Quarter: Q3 FY2020



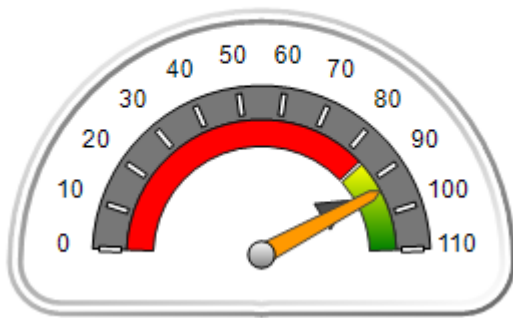
Provider/Program Name: Innovative Living for Life, LLC - (5320) - CCI

5020 Hickory Dr., Winterville, GA 30608	Quarterly Scores (Grades)		Current Quarter Score (Grade)
Phone: 706-255-0897	Q1: 96.24 (A)	Q2: 94.40 (A)	93.67% (A-)
Vendor ID# 152720	Q3: 93.67 (A-)	Q4: N/A	
Program Census Information:	# Children in Care During Quarter: 6	# Placements During Quarter: 6	# Children in Care On Last Day: 5

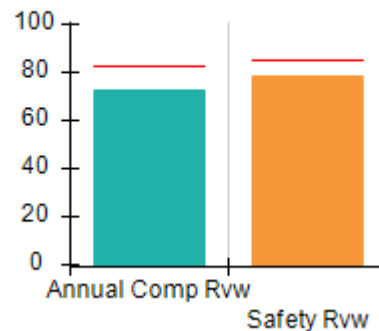
Quarterly Provider Comparisons to All CCIs

▼ — indicates average for all CCIs

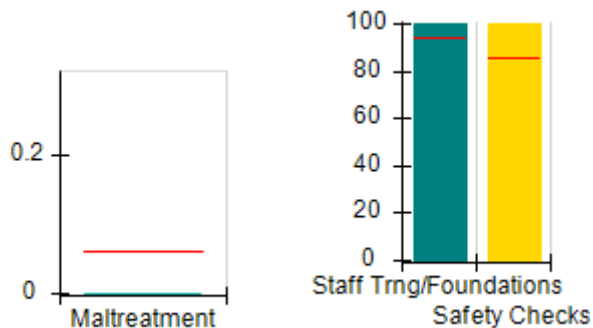
Overall Score (%)



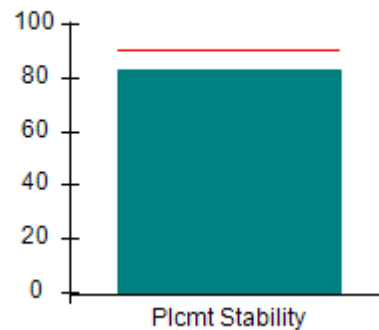
OPM Monitoring Reviews (%)



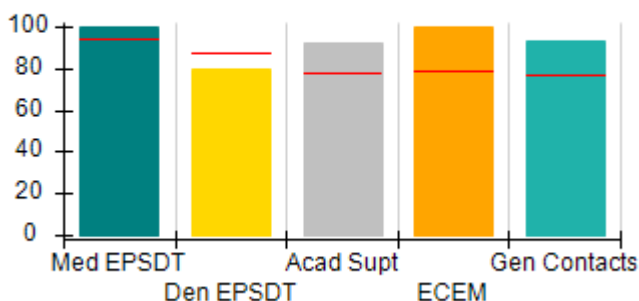
Safety Outcomes (%)



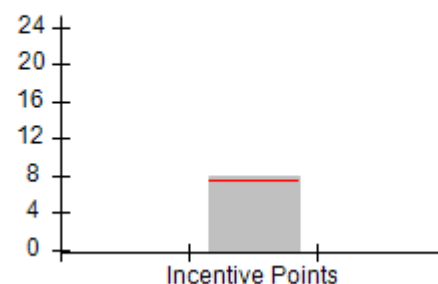
Permanency Outcomes (%)



Well-Being Outcomes (%)



Incentives Earned (Points)





DHS, DFCS, Office of Provider Management
Performance-Based Placement Measures
RBWO Provider GA+SCORECARD - CCI
 Report Quarter: Q3 FY2020



Provider/Program Name: Innovative Living for Life, LLC - (5320) - CCI				
5020 Hickory Dr., Winterville, GA 30608		Quarterly Scores (Grades)		Current Quarter Score (Grade)
Phone: 706-255-0897		Q1: 96.24 (A)	Q2: 94.40 (A)	93.67% (A-)
Vendor ID# 152720		Q3: 93.67 (A-)	Q4: N/A	
Program Census Information:		# Children in Care During Quarter: 6	# Placements During Quarter: 6	# Children in Care On Last Day: 5
	Avg Performance All CCIs (%)	Provider Performance (%)*	Possible Points (Weight)	Provider Points Earned
OPM Monitoring Reviews				
Annual Comprehensive Reviews	82%	73%	25	18.16
Safety Reviews	85%	78%	15	11.75
Monitoring Sub-Total			40	29.91
CCI Safety Outcomes				
Incidence of Maltreatment	0.06%	No Substantiated Reports	10	10.00
Staff Training/Foundations	94%	100%	5	5.00
Staff Safety Checks	86%	100%	5	5.00
Safety Sub-Total			20	20.00
CCI Permanency Outcomes				
Placement Stability	90%	83%	15	12.45
Permanency Sub-Total			15	12.45
CCI Well-Being Outcomes				
EPSDT Medical Visits	94%	100%	4	4.00
EPSDT Dental Visits	88%	80%	4	3.20
Academic Supports	78%	92%	3	2.76
Provider ECEM Visits	79%	100%	7	7.00
Provider General Contacts	77%	93%	7	6.51
Placements with Siblings	35%	Not Eligible	Not Scored	Not Scored
Placements within Legal County	11%	0%	Not Scored	Not Scored
Well-Being Sub-Total			25	23.47
*Performance calculation descriptions can be found in the FY 2020 RBWO PBP Measurements and Standards Guide.				

Monitoring & Outcomes: Possible Points = 100		Points Earned = 85.83	
Score Before Incentives Credit			85.83%
Incentives Awarded			7.84 pts
PBP Verification			N/A pts
Total Score			93.67%



DHS, DFCS, Office of Provider Management
Performance-Based Placement Measures
RBWO Provider GA+SCORECARD - CCI
Report Quarter: Q3 FY2020



Provider/Program Name: Innovative Living for Life, LLC - (5320) - CCI

Program Census Information:		# Children in Care During Quarter: 6	# Placements During Quarter: 6	# Children in Care On Last Day: 5
CCI Incentive Credits	Avg Performance All CCIs (Points)	Provider Performance (%)*	Possible Points (Weight)	Provider Points Earned
Early EPSDT Medical Visits		100%	2	2.00
Early EPSDT Dental Visits		0%	2	0.00
Permanency Contacts		None Planned	5	
Additional Academic Supports		92%	2	1.84
HS Grad/GED/Prof or Trade Certificate/College		N/A	10/5/5/1	
EYSS Agreement		Not Eligible	5	
Community Connections		0%	4	0.00
Active Agency Accreditation		0%	4	0.00
Staff Clinical Licensure		0%	5	0.00
Behavior Management (threshold = 0)		100%	4	4.00
Incentives Total	7.45			7.84
Maximum total combined incentive credit allowed is 10 points.			Incentives Awarded	7.84

*Performance calculation descriptions can be found in the FY 2020 RBWO PBP Measurements and Standards Guide.

Child Protective Services Investigations and Dispositions

The following investigations data, which is not used for scoring but is considered significant to a provider's performance, is from Georgia SHINES and is not considered final or complete until the end of the fiscal year.

Total Reports:	0
Number Screened In:	0
Number Screened Out:	0
Number Substantiated:	0
Number Unsubstantiated:	0
Number Active CPS Investigations:	0



DHS, DFCS, Office of Provider Management

Performance-Based Placement Measures

RBWO Provider GA+SCORECARD - CCI

Report Quarter: Q3 FY2020



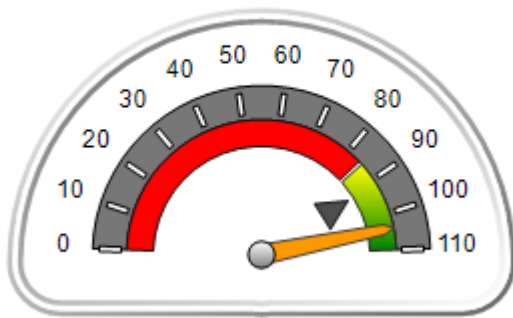
Provider/Program Name: Jesse's House - (614) - CCI

129 Samaritan Dr., Cumming, GA 30040	Quarterly Scores (Grades)		Current Quarter Score (Grade)
Phone: 678-947-6217	Q1: 106.06 (A+)	Q2: 105.87 (A+)	104.07% (A+)
Vendor ID# 35432	Q3: 104.07 (A+)	Q4: N/A	
Program Census Information:	# Children in Care During Quarter: 10	# Placements During Quarter: 10	# Children in Care On Last Day: 8

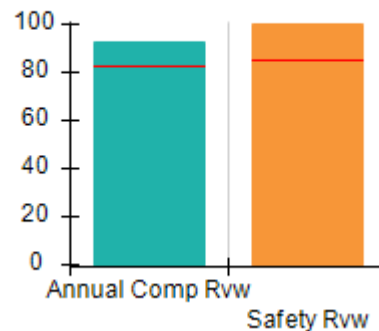
Quarterly Provider Comparisons to All CCIs

▼ — indicates average for all CCIs

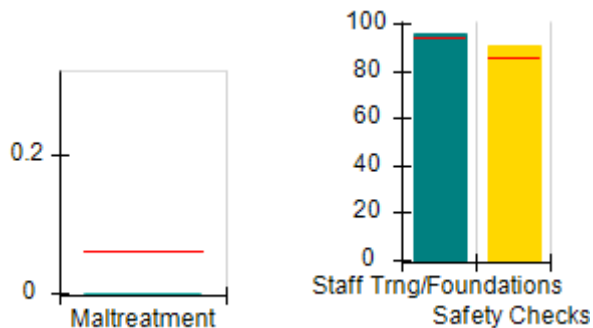
Overall Score (%)



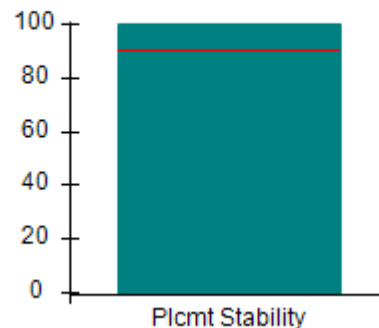
OPM Monitoring Reviews (%)



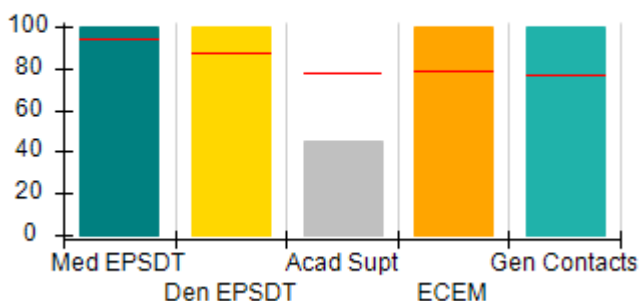
Safety Outcomes (%)



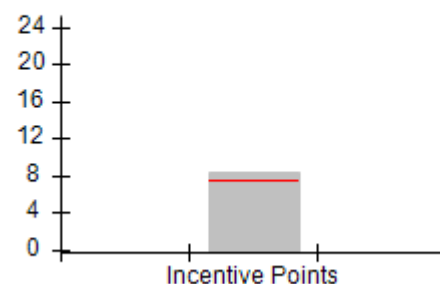
Permanency Outcomes (%)



Well-Being Outcomes (%)



Incentives Earned (Points)





DHS, DFCS, Office of Provider Management
Performance-Based Placement Measures
RBWO Provider GA+SCORECARD - CCI
 Report Quarter: Q3 FY2020



Provider/Program Name: Jesse's House - (614) - CCI				
129 Samaritan Dr., Cumming, GA 30040		Quarterly Scores (Grades)		Current Quarter Score (Grade)
Phone: 678-947-6217		Q1: 106.06 (A+)	Q2: 105.87 (A+)	104.07% (A+)
Vendor ID# 35432		Q3: 104.07 (A+)	Q4: N/A	
Program Census Information:		# Children in Care During Quarter: 10	# Placements During Quarter: 10	# Children in Care On Last Day: 8
	Avg Performance All CCIs (%)	Provider Performance (%)*	Possible Points (Weight)	Provider Points Earned
OPM Monitoring Reviews				
Annual Comprehensive Reviews	82%	92%	25	23.11
Safety Reviews	85%	100%	15	15.00
Monitoring Sub-Total			40	38.11
CCI Safety Outcomes				
Incidence of Maltreatment	0.06%	No Substantiated Reports	10	10.00
Staff Training/Foundations	94%	96%	5	4.80
Staff Safety Checks	86%	91%	5	4.55
Safety Sub-Total			20	19.35
CCI Permanency Outcomes				
Placement Stability	90%	100%	15	15.00
Permanency Sub-Total			15	15.00
CCI Well-Being Outcomes				
EPSDT Medical Visits	94%	100%	4	4.00
EPSDT Dental Visits	88%	100%	4	4.00
Academic Supports	78%	45%	3	1.35
Provider ECEM Visits	79%	100%	7	7.00
Provider General Contacts	77%	100%	7	7.00
Placements with Siblings	35%	0%	Not Scored	Not Scored
Placements within Legal County	11%	25%	Not Scored	Not Scored
Well-Being Sub-Total			25	23.35
*Performance calculation descriptions can be found in the FY 2020 RBWO PBP Measurements and Standards Guide.				

Monitoring & Outcomes: Possible Points = 100		Points Earned = 95.81	
Score Before Incentives Credit			95.81%
Incentives Awarded			8.26 pts
PBP Verification			N/A pts
Total Score			104.07%



DHS, DFCS, Office of Provider Management
Performance-Based Placement Measures
RBWO Provider GA+SCORECARD - CCI
Report Quarter: Q3 FY2020



Provider/Program Name: Jesse's House - (614) - CCI

Program Census Information:		# Children in Care During Quarter: 10	# Placements During Quarter: 10	# Children in Care On Last Day: 8
CCI Incentive Credits	Avg Performance All CCIs (Points)	Provider Performance (%)*	Possible Points (Weight)	Provider Points Earned
Early EPSDT Medical Visits		100%	2	2.00
Early EPSDT Dental Visits		100%	2	2.00
Permanency Contacts		0%	5	0.00
Additional Academic Supports		13%	2	0.26
HS Grad/GED/Prof or Trade Certificate/College		N/A	10/5/5/1	
EYSS Agreement		Not Eligible	5	
Community Connections		0%	4	0.00
Active Agency Accreditation		0%	4	0.00
Staff Clinical Licensure		0%	5	0.00
Behavior Management (threshold = 0)		100%	4	4.00
Incentives Total	7.45			8.26
Maximum total combined incentive credit allowed is 10 points.			Incentives Awarded	8.26

*Performance calculation descriptions can be found in the FY 2020 RBWO PBP Measurements and Standards Guide.

Child Protective Services Investigations and Dispositions

The following investigations data, which is not used for scoring but is considered significant to a provider's performance, is from Georgia SHINES and is not considered final or complete until the end of the fiscal year.

Total Reports:	0
Number Screened In:	0
Number Screened Out:	0
Number Substantiated:	0
Number Unsubstantiated:	0
Number Active CPS Investigations:	0



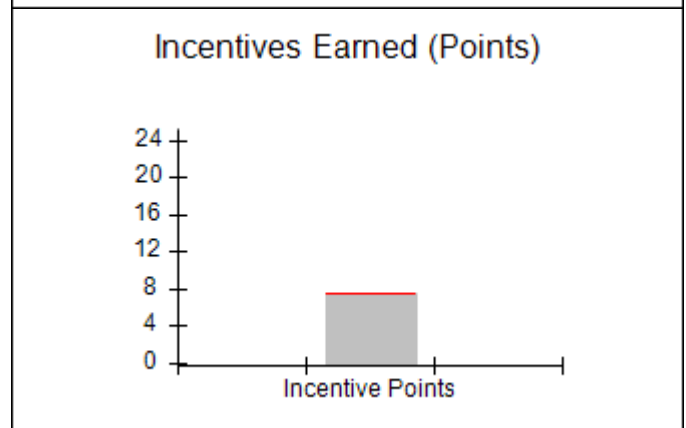
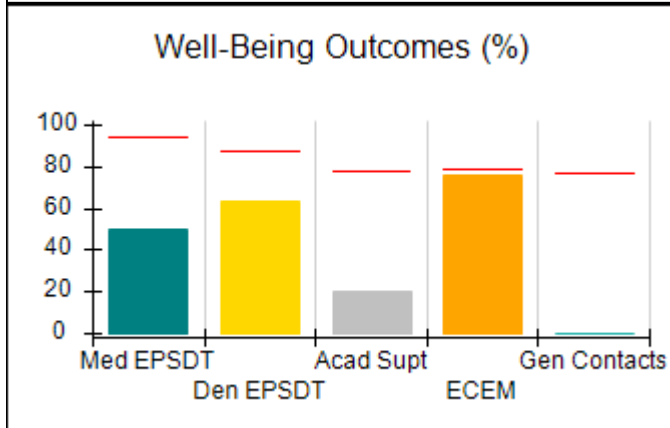
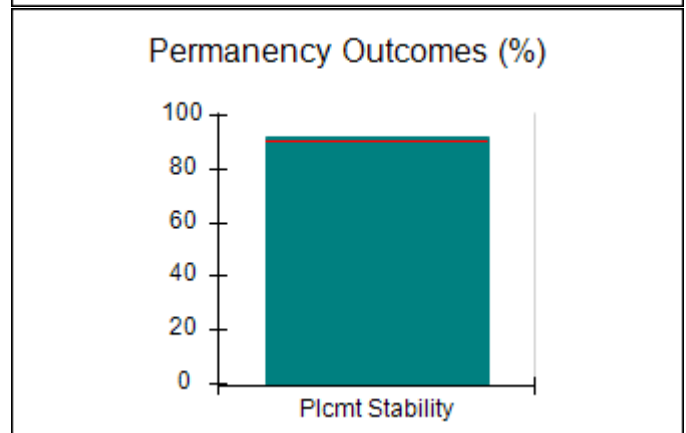
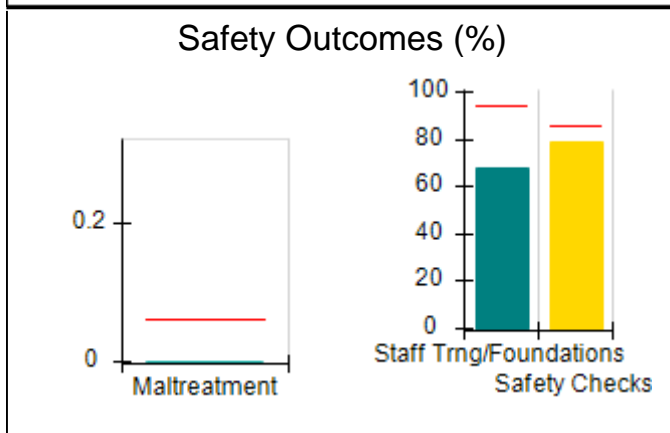
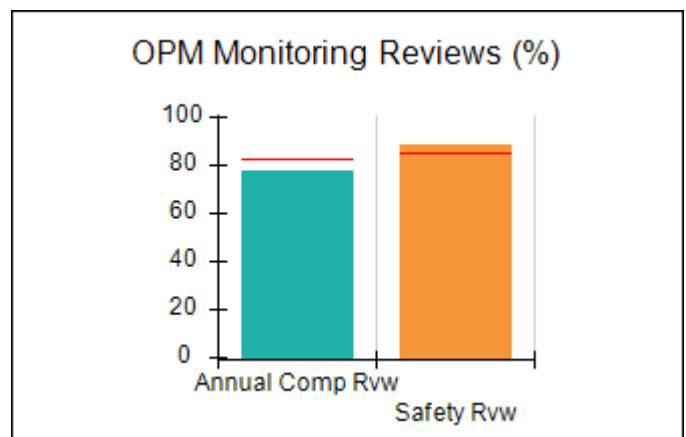
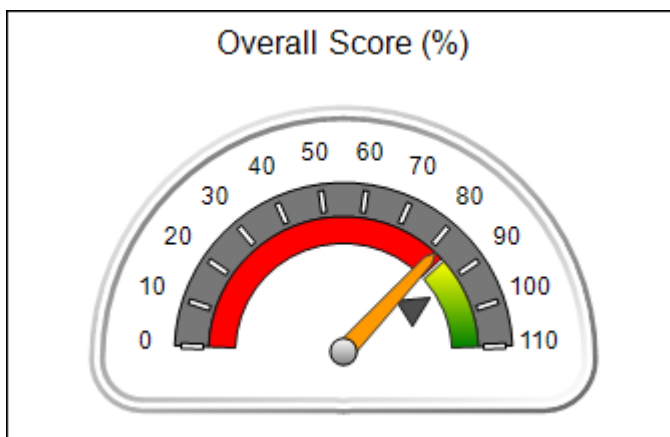
DHS, DFCS, Office of Provider Management
Performance-Based Placement Measures
RBWO Provider GA+SCORECARD - CCI



Report Quarter: Q3 FY2020

Provider/Program Name: Kenneth B. Walker Residential Home - KBW 1: Amos (5223) - CCI			
2305 Amos Street, Columbus, GA 31907	Quarterly Scores (Grades)		Current Quarter Score (Grade)
Phone: 706-940-0478	Q1: 84.61 (B)	Q2: 86.18 (B)	81.84% (B-)
Vendor ID# 86536	Q3: 81.84 (B-)	Q4: N/A	
Program Census Information:	# Children in Care During Quarter: 12	# Placements During Quarter: 12	# Children in Care On Last Day: 3
Quarterly Provider Comparisons to All CCIs			

▼ — indicates average for all CCIs





Performance-Based Placement Measures

RBWO Provider GA+SCORECARD - CCI

Report Quarter: Q3 FY2020

Provider/Program Name: Kenneth B. Walker Residential Home - KBW 1: Amos (5223) - CCI				
2305 Amos Street, Columbus, GA 31907		Quarterly Scores (Grades)		Current Quarter Score (Grade)
Phone: 706-940-0478		Q1: 84.61 (B)	Q2: 86.18 (B)	81.84% (B-)
Vendor ID# 86536		Q3: 81.84 (B-)	Q4: N/A	
Program Census Information:		# Children in Care During Quarter: 12	# Placements During Quarter: 12	# Children in Care On Last Day: 3
	Avg Performance All CCIs (%)	Provider Performance (%)*	Possible Points (Weight)	Provider Points Earned
OPM Monitoring Reviews				
Annual Comprehensive Reviews	82%	78%	25	19.46
Safety Reviews	85%	88%	15	13.25
Monitoring Sub-Total			40	32.71
CCI Safety Outcomes				
Incidence of Maltreatment	0.06%	No Substantiated Reports	10	10.00
Staff Training/Foundations	94%	68%	5	3.40
Staff Safety Checks	86%	79%	5	3.95
Safety Sub-Total			20	17.35
CCI Permanency Outcomes				
Placement Stability	90%	92%	15	13.80
Permanency Sub-Total			15	13.80
CCI Well-Being Outcomes				
EPSDT Medical Visits	94%	50%	4	2.00
EPSDT Dental Visits	88%	63%	4	2.52
Academic Supports	78%	20%	3	0.60
Provider ECEM Visits	79%	76%	7	5.32
Provider General Contacts	77%	0%	7	0.00
Placements with Siblings	35%	67%	Not Scored	Not Scored
Placements within Legal County	11%	20%	Not Scored	Not Scored
Well-Being Sub-Total			25	10.44

*Performance calculation descriptions can be found in the FY 2020 RBWO PBP Measurements and Standards Guide.

Monitoring & Outcomes: Possible Points = 100	Points Earned = 74.30
Score Before Incentives Credit	74.30%
Incentives Awarded	7.54 pts
PBP Verification	N/A pts
Total Score	81.84%



DHS, DFCS, Office of Provider Management
Performance-Based Placement Measures
RBWO Provider GA+SCORECARD - CCI



Report Quarter: Q3 FY2020

Provider/Program Name: Kenneth B. Walker Residential Home - KBW 1: Amos (5223) - CCI

Program Census Information:		# Children in Care During Quarter: 12	# Placements During Quarter: 12	# Children in Care On Last Day: 3
CCI Incentive Credits	Avg Performance All CCIs (Points)	Provider Performance (%)*	Possible Points (Weight)	Provider Points Earned
Early EPSDT Medical Visits		20%	2	0.40
Early EPSDT Dental Visits		57%	2	1.14
Permanency Contacts		0%	5	0.00
Additional Academic Supports		0%	2	0.00
HS Grad/GED/Prof or Trade Certificate/College		N/A	10/5/5/1	
EYSS Agreement		Not Eligible	5	
Community Connections		0%	4	0.00
Active Agency Accreditation		50%	4	2.00
Staff Clinical Licensure		0%	5	0.00
Behavior Management (threshold = 0)		100%	4	4.00
Incentives Total	7.45			7.54
Maximum total combined incentive credit allowed is 10 points.			Incentives Awarded	7.54

*Performance calculation descriptions can be found in the FY 2020 RBWO PBP Measurements and Standards Guide.

Child Protective Services Investigations and Dispositions

The following investigations data, which is not used for scoring but is considered significant to a provider's performance, is from Georgia SHINES and is not considered final or complete until the end of the fiscal year.

Total Reports:	1
Number Screened In:	1
Number Screened Out:	0
Number Substantiated:	0
Number Unsubstantiated:	0
Number Active CPS Investigations:	1



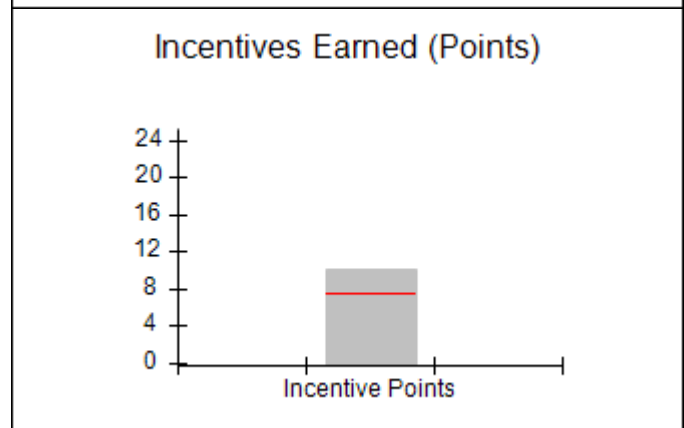
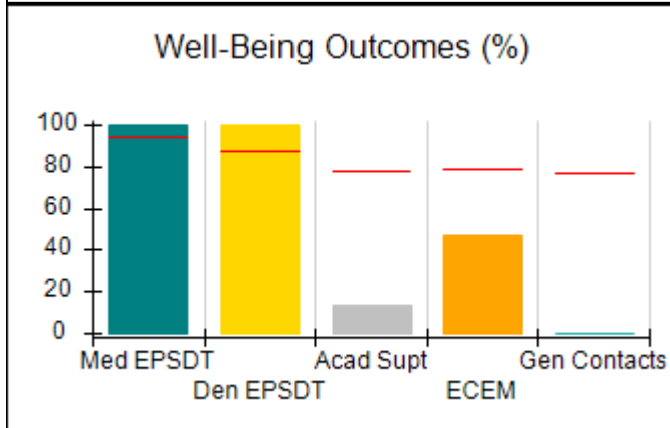
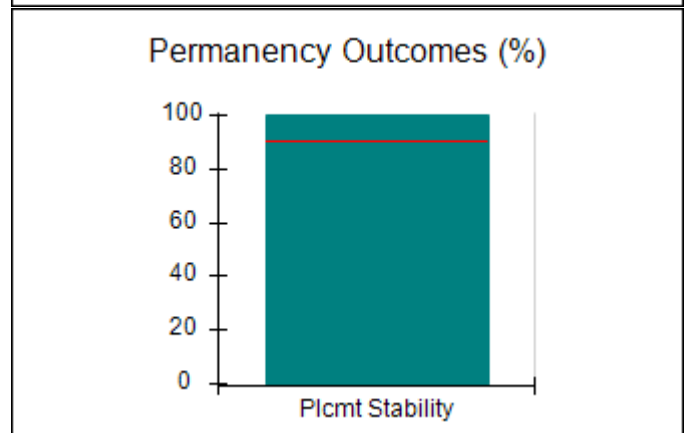
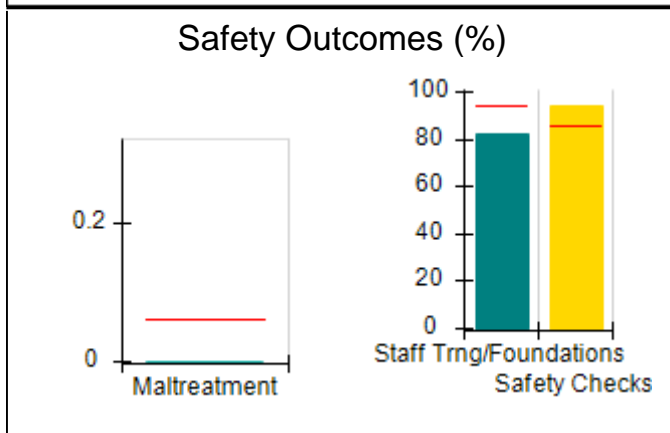
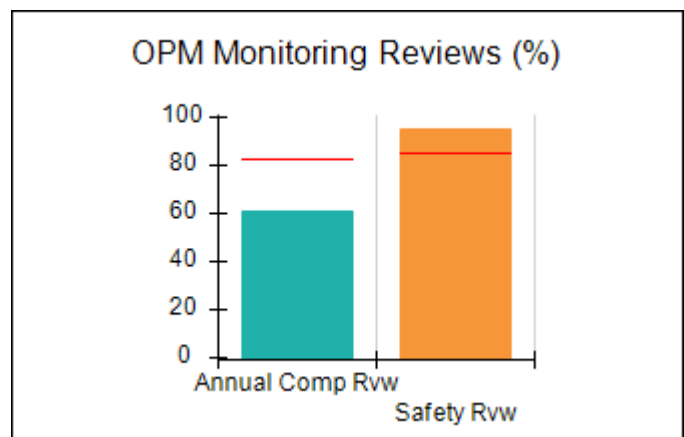
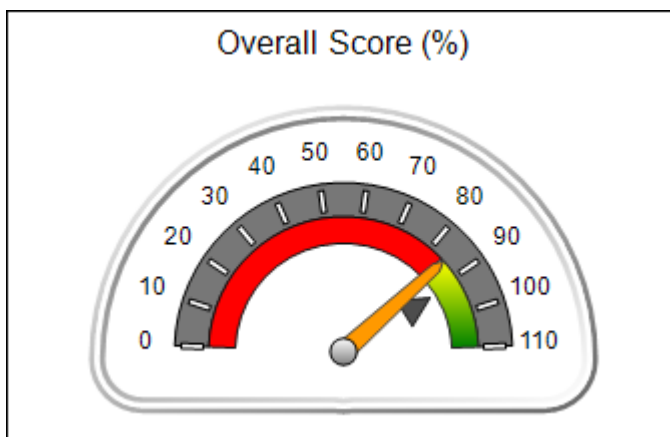
DHS, DFCS, Office of Provider Management
Performance-Based Placement Measures
RBWO Provider GA+SCORECARD - CCI



Report Quarter: Q3 FY2020

Provider/Program Name: Kenneth B. Walker Residential Home - KBW 2: 11th Avenue (5224) - CCI			
3108 11th Avenue, Columbus, GA 31904	Quarterly Scores (Grades)		Current Quarter Score (Grade)
Phone: 706-940-0478	Q1: 80.29 (B-)	Q2: 84.03 (B)	84.91% (B)
Vendor ID# 131998	Q3: 84.91 (B)	Q4: N/A	
Program Census Information:	# Children in Care During Quarter: 12	# Placements During Quarter: 14	# Children in Care On Last Day: 9
Quarterly Provider Comparisons to All CCIs			

▼ — indicates average for all CCIs





Performance-Based Placement Measures

RBWO Provider GA+SCORECARD - CCI

Report Quarter: Q3 FY2020

Provider/Program Name: Kenneth B. Walker Residential Home - KBW 2: 11th Avenue (5224) - CCI				
3108 11th Avenue, Columbus, GA 31904		Quarterly Scores (Grades)		Current Quarter Score (Grade)
Phone: 706-940-0478		Q1: 80.29 (B-)	Q2: 84.03 (B)	84.91% (B)
Vendor ID# 131998		Q3: 84.91 (B)	Q4: N/A	
Program Census Information:		# Children in Care During Quarter: 12	# Placements During Quarter: 14	# Children in Care On Last Day: 9
	Avg Performance All CCIs (%)	Provider Performance (%)*	Possible Points (Weight)	Provider Points Earned
OPM Monitoring Reviews				
Annual Comprehensive Reviews	82%	61%	25	15.15
Safety Reviews	85%	95%	15	14.25
Monitoring Sub-Total			40	29.40
CCI Safety Outcomes				
Incidence of Maltreatment	0.06%	No Substantiated Reports	10	10.00
Staff Training/Foundations	94%	82%	5	4.10
Staff Safety Checks	86%	94%	5	4.70
Safety Sub-Total			20	18.80
CCI Permanency Outcomes				
Placement Stability	90%	100%	15	15.00
Permanency Sub-Total			15	15.00
CCI Well-Being Outcomes				
EPSDT Medical Visits	94%	100%	4	4.00
EPSDT Dental Visits	88%	100%	4	4.00
Academic Supports	78%	14%	3	0.42
Provider ECEM Visits	79%	47%	7	3.29
Provider General Contacts	77%	0%	7	0.00
Placements with Siblings	35%	100%	Not Scored	Not Scored
Placements within Legal County	11%	11%	Not Scored	Not Scored
Well-Being Sub-Total			25	11.71

*Performance calculation descriptions can be found in the FY 2020 RBWO PBP Measurements and Standards Guide.

Monitoring & Outcomes: Possible Points = 100		Points Earned = 74.91	
Score Before Incentives Credit			74.91%
Incentives Awarded			10.00 pts
PBP Verification			N/A pts
Total Score			84.91%



DHS, DFCS, Office of Provider Management
Performance-Based Placement Measures
RBWO Provider GA+SCORECARD - CCI



Report Quarter: Q3 FY2020

Provider/Program Name: Kenneth B. Walker Residential Home - KBW 2: 11th Avenue (5224) - CCI

Program Census Information:		# Children in Care During Quarter: 12	# Placements During Quarter: 14	# Children in Care On Last Day: 9
CCI Incentive Credits	Avg Performance All CCIs (Points)	Provider Performance (%)*	Possible Points (Weight)	Provider Points Earned
Early EPSDT Medical Visits		100%	2	2.00
Early EPSDT Dental Visits		100%	2	2.00
Permanency Contacts		0%	5	0.00
Additional Academic Supports		0%	2	0.00
HS Grad/GED/Prof or Trade Certificate/College		N/A	10/5/5/1	
EYSS Agreement		Not Eligible	5	
Community Connections		0%	4	0.00
Active Agency Accreditation		50%	4	2.00
Staff Clinical Licensure		0%	5	0.00
Behavior Management (threshold = 0)		100%	4	4.00
Incentives Total	7.45			10.00
Maximum total combined incentive credit allowed is 10 points.			Incentives Awarded	10.00

*Performance calculation descriptions can be found in the FY 2020 RBWO PBP Measurements and Standards Guide.

Child Protective Services Investigations and Dispositions

The following investigations data, which is not used for scoring but is considered significant to a provider's performance, is from Georgia SHINES and is not considered final or complete until the end of the fiscal year.

Total Reports:	1
Number Screened In:	0
Number Screened Out:	1
Number Substantiated:	0
Number Unsubstantiated:	0
Number Active CPS Investigations:	0



DHS, DFCS, Office of Provider Management
Performance-Based Placement Measures
RBWO Provider GA+SCORECARD - CCI



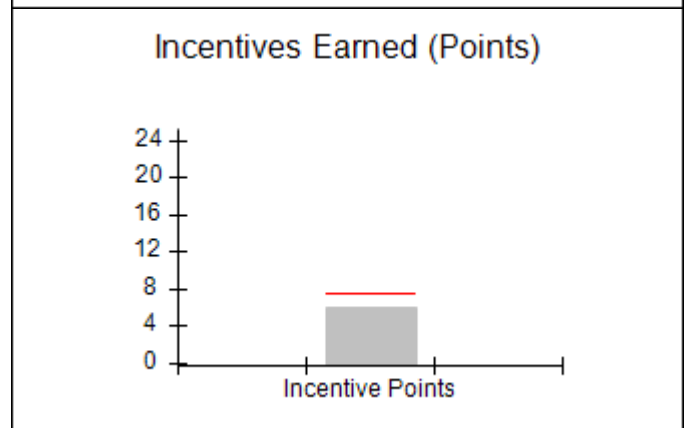
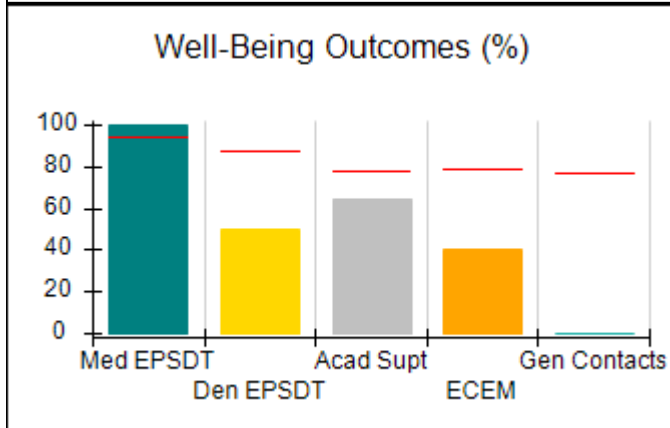
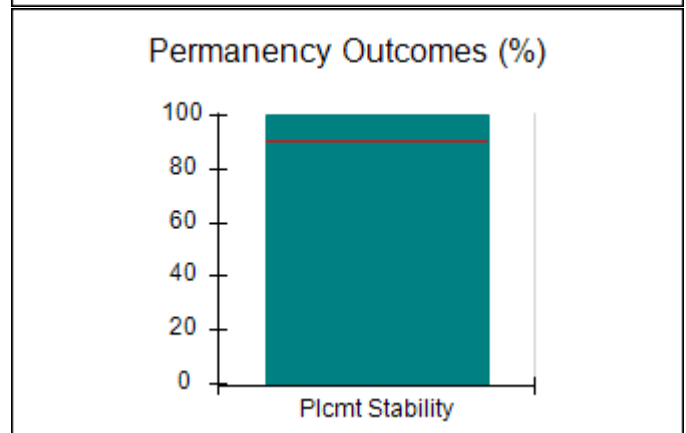
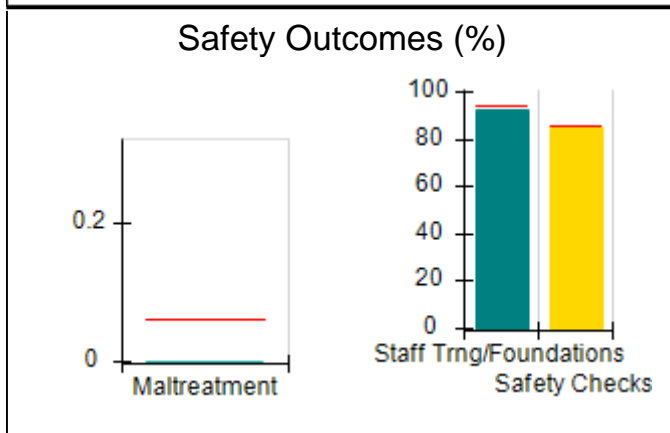
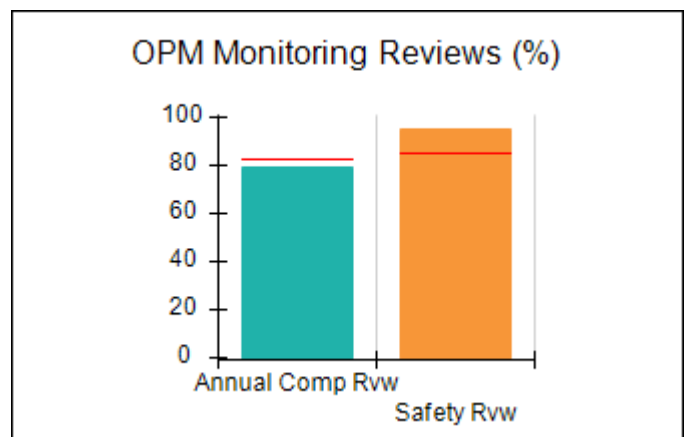
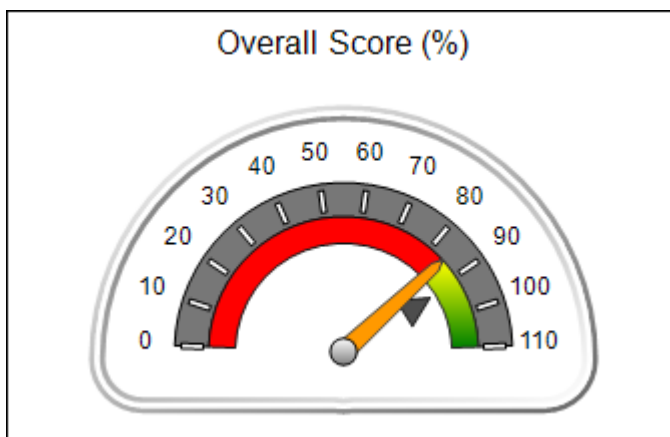
Report Quarter: Q3 FY2020

Provider/Program Name: Kenneth B. Walker Residential Home - KBW 4: Bunche (5222) - CCI

5790 Bunche Street, Columbus, GA 31907	Quarterly Scores (Grades)		Current Quarter Score (Grade)
Phone: 706-940-0478	Q1: 86.54 (B)	Q2: 86.73 (B)	84.58% (B)
Vendor ID# 132000	Q3: 84.58 (B)	Q4: N/A	
Program Census Information:	# Children in Care During Quarter: 9	# Placements During Quarter: 9	# Children in Care On Last Day: 5

Quarterly Provider Comparisons to All CCIs

▼ — indicates average for all CCIs





Performance-Based Placement Measures

RBWO Provider GA+SCORECARD - CCI

Report Quarter: Q3 FY2020

Provider/Program Name: Kenneth B. Walker Residential Home - KBW 4: Bunche (5222) - CCI

5790 Bunche Street, Columbus, GA 31907		Quarterly Scores (Grades)		Current Quarter Score (Grade)
Phone: 706-940-0478		Q1: 86.54 (B)	Q2: 86.73 (B)	84.58% (B)
Vendor ID# 132000		Q3: 84.58 (B)	Q4: N/A	
Program Census Information:		# Children in Care During Quarter: 9	# Placements During Quarter: 9	# Children in Care On Last Day: 5
	Avg Performance All CCIs (%)	Provider Performance (%)*	Possible Points (Weight)	Provider Points Earned
OPM Monitoring Reviews				
Annual Comprehensive Reviews	82%	79%	25	19.76
Safety Reviews	85%	95%	15	14.25
Monitoring Sub-Total			40	34.01
CCI Safety Outcomes				
Incidence of Maltreatment	0.06%	No Substantiated Reports	10	10.00
Staff Training/Foundations	94%	92%	5	4.60
Staff Safety Checks	86%	85%	5	4.25
Safety Sub-Total			20	18.85
CCI Permanency Outcomes				
Placement Stability	90%	100%	15	15.00
Permanency Sub-Total			15	15.00
CCI Well-Being Outcomes				
EPSDT Medical Visits	94%	100%	4	4.00
EPSDT Dental Visits	88%	50%	4	2.00
Academic Supports	78%	64%	3	1.92
Provider ECEM Visits	79%	40%	7	2.80
Provider General Contacts	77%	0%	7	0.00
Placements with Siblings	35%	100%	Not Scored	Not Scored
Placements within Legal County	11%	20%	Not Scored	Not Scored
Well-Being Sub-Total			25	10.72

*Performance calculation descriptions can be found in the FY 2020 RBWO PBP Measurements and Standards Guide.

Monitoring & Outcomes: Possible Points = 100		Points Earned = 78.58	
Score Before Incentives Credit			78.58%
Incentives Awarded			6.00 pts
PBP Verification			N/A pts
Total Score			84.58%



DHS, DFCS, Office of Provider Management
Performance-Based Placement Measures
RBWO Provider GA+SCORECARD - CCI



Report Quarter: Q3 FY2020

Provider/Program Name: Kenneth B. Walker Residential Home - KBW 4: Bunche (5222) - CCI

Program Census Information:		# Children in Care During Quarter: 9	# Placements During Quarter: 9	# Children in Care On Last Day: 5
CCI Incentive Credits	Avg Performance All CCIs (Points)	Provider Performance (%)*	Possible Points (Weight)	Provider Points Earned
Early EPSDT Medical Visits		Not Eligible	2	
Early EPSDT Dental Visits		0%	2	0.00
Permanency Contacts		None Planned	5	
Additional Academic Supports		0%	2	0.00
HS Grad/GED/Prof or Trade Certificate/College		N/A	10/5/5/1	
EYSS Agreement		Not Eligible	5	
Community Connections		0%	4	0.00
Active Agency Accreditation		50%	4	2.00
Staff Clinical Licensure		0%	5	0.00
Behavior Management (threshold = 0)		100%	4	4.00
Incentives Total	7.45			6.00
Maximum total combined incentive credit allowed is 10 points.			Incentives Awarded	6.00

*Performance calculation descriptions can be found in the FY 2020 RBWO PBP Measurements and Standards Guide.

Child Protective Services Investigations and Dispositions

The following investigations data, which is not used for scoring but is considered significant to a provider's performance, is from Georgia SHINES and is not considered final or complete until the end of the fiscal year.

Total Reports:	0	
Number Screened In:	0	
Number Screened Out:	0	
Number Substantiated:	0	
Number Unsubstantiated:	0	
Number Active CPS Investigations:	0	



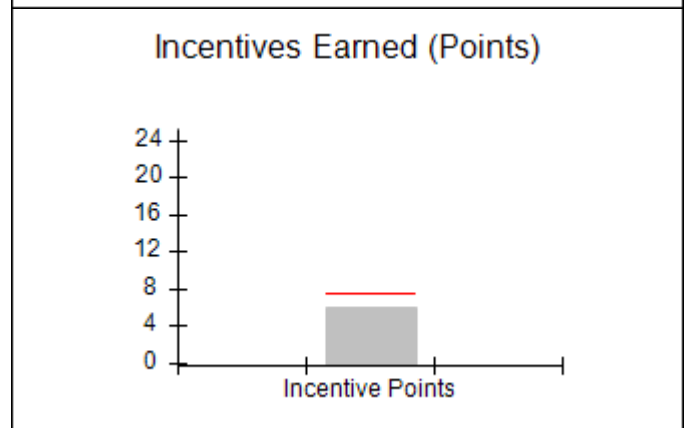
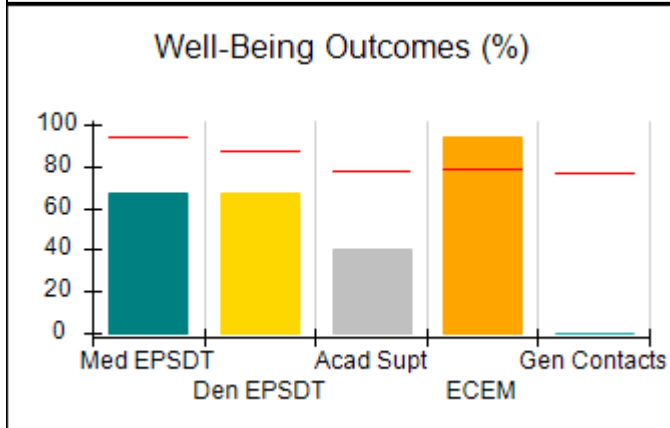
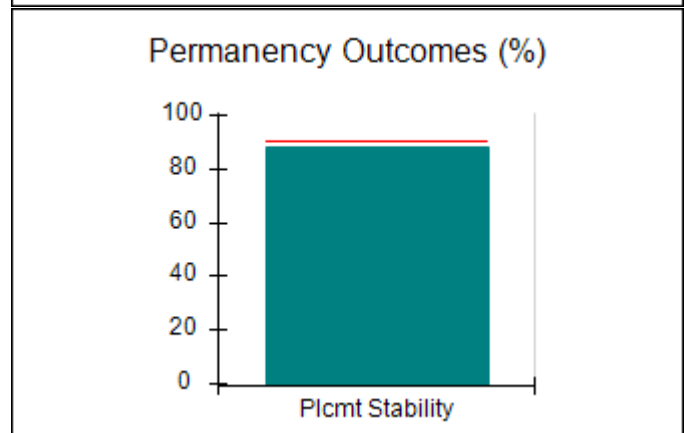
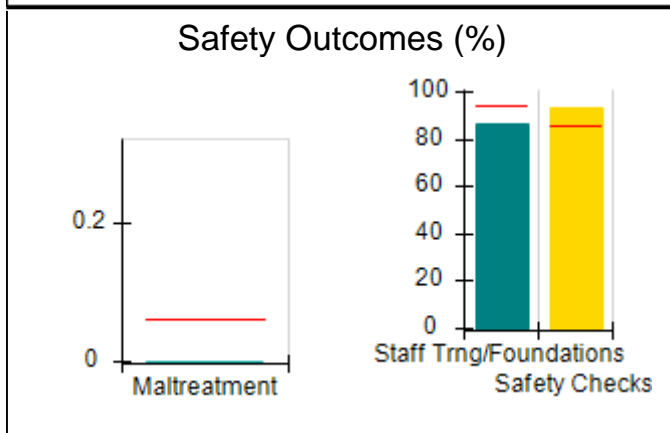
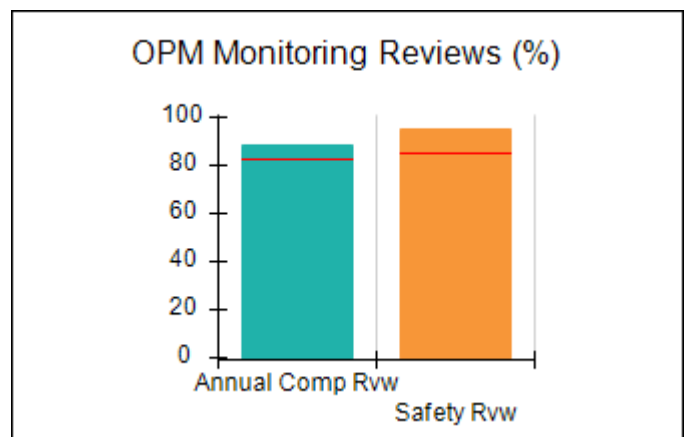
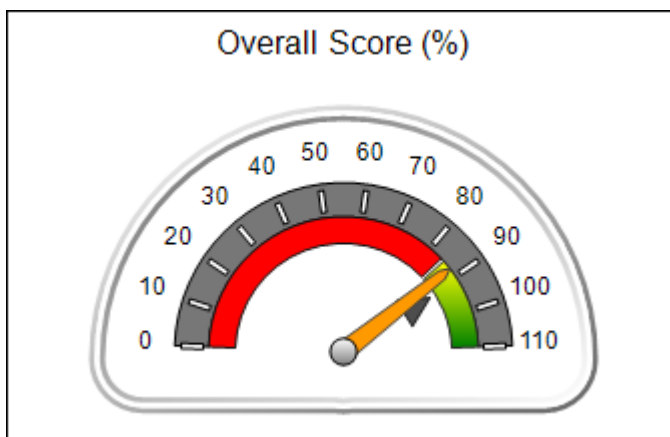
DHS, DFCS, Office of Provider Management
Performance-Based Placement Measures
RBWO Provider GA+SCORECARD - CCI



Report Quarter: Q3 FY2020

Provider/Program Name: Kenneth B. Walker Residential Home - KBW 5: 17th Avenue (5359) - CCI			
3409 17th Avenue, Columbus, GA 31907	Quarterly Scores (Grades)		Current Quarter Score (Grade)
Phone: 706-940-0478	Q1: 88.63 (B+)	Q2: 92.26 (A-)	87.58% (B+)
Vendor ID# 159488	Q3: 87.58 (B+)	Q4: N/A	
Program Census Information:	# Children in Care During Quarter: 8	# Placements During Quarter: 8	# Children in Care On Last Day: 6
Quarterly Provider Comparisons to All CCIs			

▼ — indicates average for all CCIs





Performance-Based Placement Measures

RBWO Provider GA+SCORECARD - CCI

Report Quarter: Q3 FY2020

Provider/Program Name: Kenneth B. Walker Residential Home - KBW 5: 17th Avenue (5359) - CCI				
3409 17th Avenue, Columbus, GA 31907		Quarterly Scores (Grades)		Current Quarter Score (Grade)
Phone: 706-940-0478		Q1: 88.63 (B+)	Q2: 92.26 (A-)	87.58% (B+)
Vendor ID# 159488		Q3: 87.58 (B+)	Q4: N/A	
Program Census Information:		# Children in Care During Quarter: 8	# Placements During Quarter: 8	# Children in Care On Last Day: 6
	Avg Performance All CCIs (%)	Provider Performance (%)*	Possible Points (Weight)	Provider Points Earned
OPM Monitoring Reviews				
Annual Comprehensive Reviews	82%	88%	25	22.04
Safety Reviews	85%	95%	15	14.25
Monitoring Sub-Total			40	36.29
CCI Safety Outcomes				
Incidence of Maltreatment	0.06%	No Substantiated Reports	10	10.00
Staff Training/Foundations	94%	86%	5	4.30
Staff Safety Checks	86%	93%	5	4.65
Safety Sub-Total			20	18.95
CCI Permanency Outcomes				
Placement Stability	90%	88%	15	13.20
Permanency Sub-Total			15	13.20
CCI Well-Being Outcomes				
EPSDT Medical Visits	94%	67%	4	2.68
EPSDT Dental Visits	88%	67%	4	2.68
Academic Supports	78%	40%	3	1.20
Provider ECEM Visits	79%	94%	7	6.58
Provider General Contacts	77%	0%	7	0.00
Placements with Siblings	35%	100%	Not Scored	Not Scored
Placements within Legal County	11%	33%	Not Scored	Not Scored
Well-Being Sub-Total			25	13.14
*Performance calculation descriptions can be found in the FY 2020 RBWO PBP Measurements and Standards Guide.				

Monitoring & Outcomes: Possible Points = 100	Points Earned = 81.58
Score Before Incentives Credit	81.58%
Incentives Awarded	6.00 pts
PBP Verification	N/A pts
Total Score	87.58%



DHS, DFCS, Office of Provider Management
Performance-Based Placement Measures
RBWO Provider GA+SCORECARD - CCI



Report Quarter: Q3 FY2020

Provider/Program Name: Kenneth B. Walker Residential Home - KBW 5: 17th Avenue (5359) - CCI

Program Census Information:		# Children in Care During Quarter: 8	# Placements During Quarter: 8	# Children in Care On Last Day: 6
CCI Incentive Credits	Avg Performance All CCIs (Points)	Provider Performance (%)*	Possible Points (Weight)	Provider Points Earned
Early EPSDT Medical Visits		0%	2	0.00
Early EPSDT Dental Visits		0%	2	0.00
Permanency Contacts		0%	5	0.00
Additional Academic Supports		0%	2	0.00
HS Grad/GED/Prof or Trade Certificate/College		N/A	10/5/5/1	
EYSS Agreement		Not Eligible	5	
Community Connections		0%	4	0.00
Active Agency Accreditation		50%	4	2.00
Staff Clinical Licensure		0%	5	0.00
Behavior Management (threshold = 0)		100%	4	4.00
Incentives Total	7.45			6.00
Maximum total combined incentive credit allowed is 10 points.			Incentives Awarded	6.00

*Performance calculation descriptions can be found in the FY 2020 RBWO PBP Measurements and Standards Guide.

Child Protective Services Investigations and Dispositions

The following investigations data, which is not used for scoring but is considered significant to a provider's performance, is from Georgia SHINES and is not considered final or complete until the end of the fiscal year.

Total Reports:	0	
Number Screened In:	0	
Number Screened Out:	0	
Number Substantiated:	0	
Number Unsubstantiated:	0	
Number Active CPS Investigations:	0	



DHS, DFCS, Office of Provider Management

Performance-Based Placement Measures

RBWO Provider GA+SCORECARD - CCI

Report Quarter: Q3 FY2020



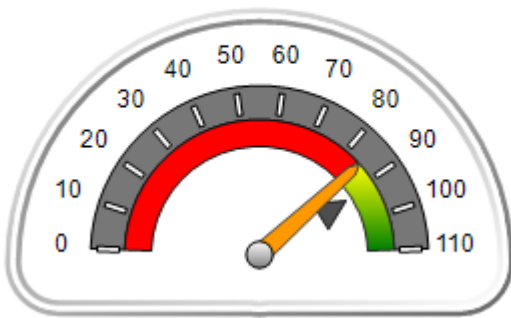
Provider/Program Name: Kidspeace - Bowdon Residential Campus (715) - CCI

101 Kidspeace Dr., Bowdon, GA 30108	Quarterly Scores (Grades)		Current Quarter Score (Grade)
Phone: 770-437-7200	Q1: 89.97 (B+)	Q2: 93.53 (A-)	84.90% (B)
Vendor ID# 35437	Q3: 84.90 (B)	Q4: N/A	
Program Census Information:	# Children in Care During Quarter: 43	# Placements During Quarter: 43	# Children in Care On Last Day: 31

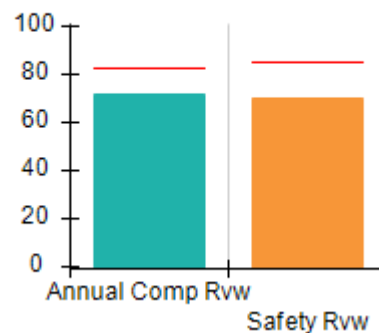
Quarterly Provider Comparisons to All CCIs

▼ indicates average for all CCIs

Overall Score (%)



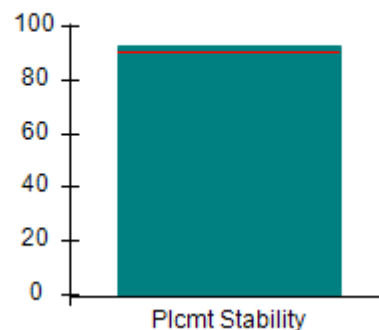
OPM Monitoring Reviews (%)



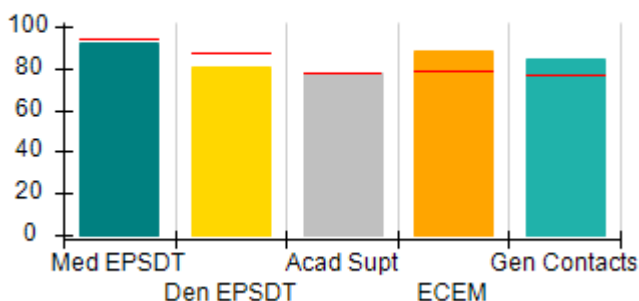
Safety Outcomes (%)



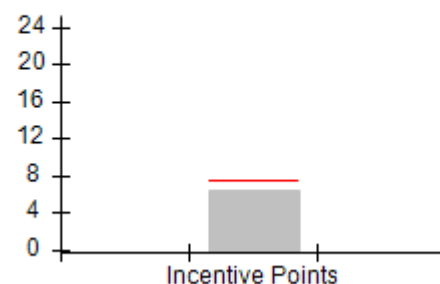
Permanency Outcomes (%)



Well-Being Outcomes (%)



Incentives Earned (Points)





DHS, DFCS, Office of Provider Management
Performance-Based Placement Measures
RBWO Provider GA+SCORECARD - CCI
 Report Quarter: Q3 FY2020



Provider/Program Name: Kidspeace - Bowdon Residential Campus (715) - CCI				
101 Kidspeace Dr., Bowdon, GA 30108		Quarterly Scores (Grades)		Current Quarter Score (Grade)
Phone: 770-437-7200		Q1: 89.97 (B+)	Q2: 93.53 (A-)	84.90% (B)
Vendor ID# 35437		Q3: 84.90 (B)	Q4: N/A	
Program Census Information:		# Children in Care During Quarter: 43	# Placements During Quarter: 43	# Children in Care On Last Day: 31
	Avg Performance All CCIs (%)	Provider Performance (%)*	Possible Points (Weight)	Provider Points Earned
OPM Monitoring Reviews				
Annual Comprehensive Reviews	82%	72%	25	17.89
Safety Reviews	85%	70%	15	10.50
Monitoring Sub-Total			40	28.39
CCI Safety Outcomes				
Incidence of Maltreatment	0.06%	No Substantiated Reports	10	10.00
Staff Training/Foundations	94%	55%	5	2.75
Staff Safety Checks	86%	41%	5	2.05
Safety Sub-Total			20	14.80
CCI Permanency Outcomes				
Placement Stability	90%	93%	15	13.95
Permanency Sub-Total			15	13.95
CCI Well-Being Outcomes				
EPSDT Medical Visits	94%	92%	4	3.68
EPSDT Dental Visits	88%	81%	4	3.24
Academic Supports	78%	78%	3	2.34
Provider ECEM Visits	79%	88%	7	6.16
Provider General Contacts	77%	84%	7	5.88
Placements with Siblings	35%	Not Eligible	Not Scored	Not Scored
Placements within Legal County	11%	0%	Not Scored	Not Scored
Well-Being Sub-Total			25	21.30
*Performance calculation descriptions can be found in the FY 2020 RBWO PBP Measurements and Standards Guide.				

Monitoring & Outcomes: Possible Points = 100		Points Earned = 78.44	
Score Before Incentives Credit			78.44%
Incentives Awarded			6.46 pts
PBP Verification			N/A pts
Total Score			84.90%



DHS, DFCS, Office of Provider Management
Performance-Based Placement Measures
RBWO Provider GA+SCORECARD - CCI
Report Quarter: Q3 FY2020



Provider/Program Name: Kidspeace - Bowdon Residential Campus (715) - CCI

Program Census Information:		# Children in Care During Quarter: 43	# Placements During Quarter: 43	# Children in Care On Last Day: 31
CCI Incentive Credits	Avg Performance All CCIs (Points)	Provider Performance (%)*	Possible Points (Weight)	Provider Points Earned
Early EPSDT Medical Visits		77%	2	1.54
Early EPSDT Dental Visits		46%	2	0.92
Permanency Contacts		0%	5	0.00
Additional Academic Supports		0%	2	0.00
HS Grad/GED/Prof or Trade Certificate/College		N/A	10/5/5/1	
EYSS Agreement		Not Eligible	5	
Community Connections		0%	4	0.00
Active Agency Accreditation		100%	4	4.00
Staff Clinical Licensure		0%	5	0.00
Behavior Management (threshold = 0)		0%	4	0.00
Incentives Total	7.45			6.46
Maximum total combined incentive credit allowed is 10 points.			Incentives Awarded	6.46

*Performance calculation descriptions can be found in the FY 2020 RBWO PBP Measurements and Standards Guide.

Child Protective Services Investigations and Dispositions

The following investigations data, which is not used for scoring but is considered significant to a provider's performance, is from Georgia SHINES and is not considered final or complete until the end of the fiscal year.

Total Reports:	6
Number Screened In:	3
Number Screened Out:	3
Number Substantiated:	0
Number Unsubstantiated:	2
Number Active CPS Investigations:	1



Performance-Based Placement Measures RBWO Provider GA+SCORECARD - CCI

Report Quarter: Q3 FY2020

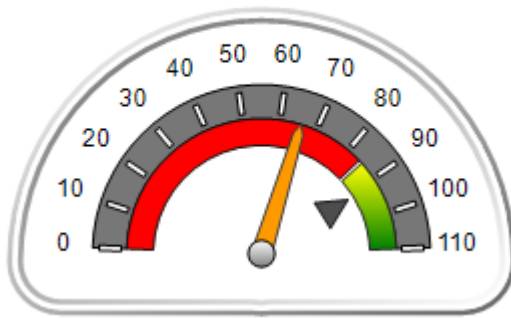
Provider/Program Name: LDL & C Enterprise (formerly Beth-Ester Ministries) - dba Restoration House 1 (817) - CCI

53 Poplar St., Newnan, GA 30263	Quarterly Scores (Grades)		Current Quarter Score (Grade)
Phone: 404-886-1442	Q1: 74.03 (C)	Q2: 75.64 (C)	65.68% (D)
Vendor ID# 150313	Q3: 65.68 (D)	Q4: N/A	
Program Census Information:	# Children in Care During Quarter: 10	# Placements During Quarter: 10	# Children in Care On Last Day: 6

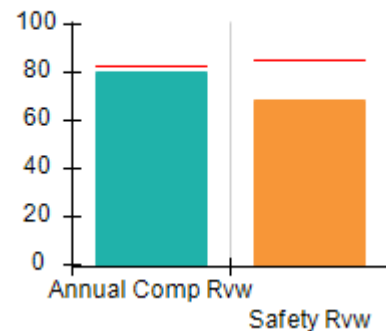
Quarterly Provider Comparisons to All CCIs

▼ — indicates average for all CCIs

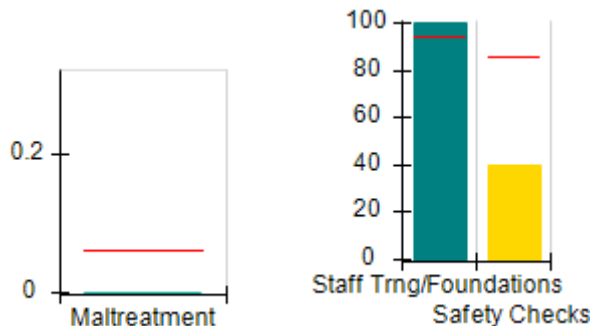
Overall Score (%)



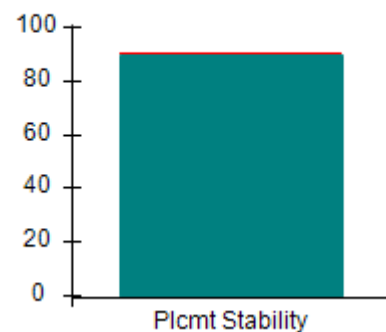
OPM Monitoring Reviews (%)



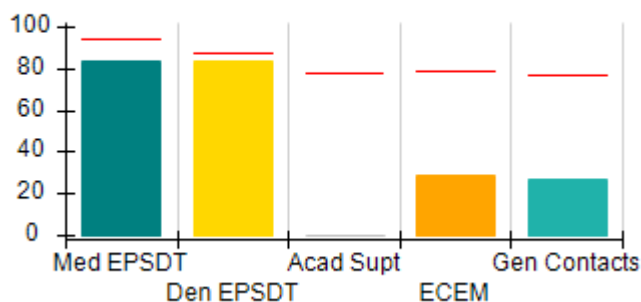
Safety Outcomes (%)



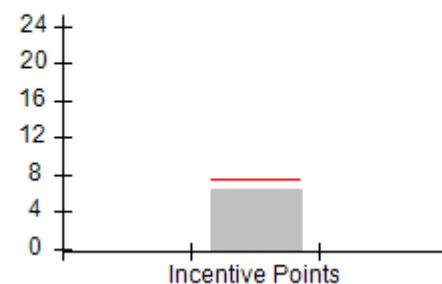
Permanency Outcomes (%)



Well-Being Outcomes (%)



Incentives Earned (Points)





Performance-Based Placement Measures

RBWO Provider GA+SCORECARD - CCI

Report Quarter: Q3 FY2020

Provider/Program Name: LDL & C Enterprise (formerly Beth-Ester Ministries) - dba Restoration House 1 (817) - CCI				
53 Poplar St., Newnan, GA 30263		Quarterly Scores (Grades)		Current Quarter Score (Grade)
Phone: 404-886-1442		Q1: 74.03 (C)	Q2: 75.64 (C)	65.68% (D)
Vendor ID# 150313		Q3: 65.68 (D)	Q4: N/A	
Program Census Information:		# Children in Care During Quarter: 10	# Placements During Quarter: 10	# Children in Care On Last Day: 6
	Avg Performance All CCIs (%)	Provider Performance (%)*	Possible Points (Weight)	Provider Points Earned
OPM Monitoring Reviews				
Annual Comprehensive Reviews	82%	80%	25	20.01
Safety Reviews	85%	68%	15	10.25
Monitoring Sub-Total			40	30.26
CCI Safety Outcomes				
Incidence of Maltreatment	0.06%	No Substantiated Reports	10	10.00
Staff Training/Foundations	94%	100%	5	5.00
Staff Safety Checks	86%	40%	5	2.00
Safety Sub-Total			20	17.00
CCI Permanency Outcomes				
Placement Stability	90%	90%	15	13.50
Permanency Sub-Total			15	13.50
CCI Well-Being Outcomes				
EPSDT Medical Visits	94%	83%	4	3.32
EPSDT Dental Visits	88%	83%	4	3.32
Academic Supports	78%	0%	3	0.00
Provider ECEM Visits	79%	29%	7	2.03
Provider General Contacts	77%	27%	7	1.89
Placements with Siblings	35%	0%	Not Scored	Not Scored
Placements within Legal County	11%	25%	Not Scored	Not Scored
Well-Being Sub-Total			25	10.56

*Performance calculation descriptions can be found in the FY 2020 RBWO PBP Measurements and Standards Guide.

Monitoring & Outcomes: Possible Points = 100	Points Earned = 71.32
Score Before Incentives Credit	71.32%
Incentives Awarded	6.34 pts
PBP Verification	-11.98 pts
Total Score	65.68%



DHS, DFCS, Office of Provider Management
Performance-Based Placement Measures
RBWO Provider GA+SCORECARD - CCI



Report Quarter: Q3 FY2020

Provider/Program Name: LDL & C Enterprise (formerly Beth-Ester Ministries) - dba Restoration House 1 (817) - CCI

Program Census Information:		# Children in Care During Quarter: 10	# Placements During Quarter: 10	# Children in Care On Last Day: 6
CCI Incentive Credits	Avg Performance All CCIs (Points)	Provider Performance (%)*	Possible Points (Weight)	Provider Points Earned
Early EPSDT Medical Visits		67%	2	1.34
Early EPSDT Dental Visits		50%	2	1.00
Permanency Contacts		None Planned	5	
Additional Academic Supports		0%	2	0.00
HS Grad/GED/Prof or Trade Certificate/College		N/A	10/5/5/1	
EYSS Agreement		Not Eligible	5	
Community Connections		0%	4	0.00
Active Agency Accreditation		0%	4	0.00
Staff Clinical Licensure		0%	5	0.00
Behavior Management (threshold = 0)		100%	4	4.00
Incentives Total	7.45			6.34
Maximum total combined incentive credit allowed is 10 points.			Incentives Awarded	6.34

*Performance calculation descriptions can be found in the FY 2020 RBWO PBP Measurements and Standards Guide.

Child Protective Services Investigations and Dispositions

The following investigations data, which is not used for scoring but is considered significant to a provider's performance, is from Georgia SHINES and is not considered final or complete until the end of the fiscal year.

Total Reports:	0
Number Screened In:	0
Number Screened Out:	0
Number Substantiated:	0
Number Unsubstantiated:	0
Number Active CPS Investigations:	0



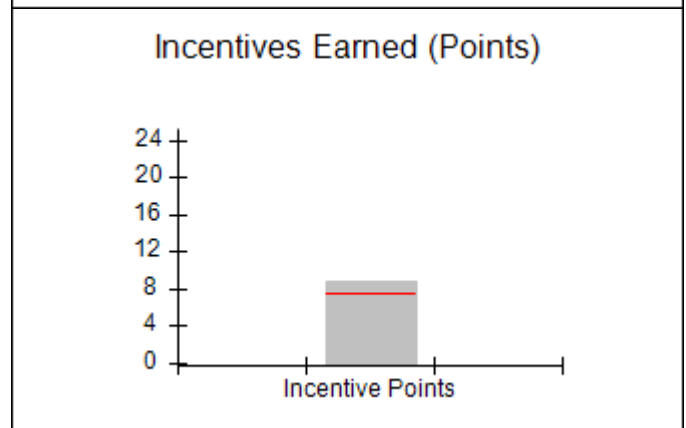
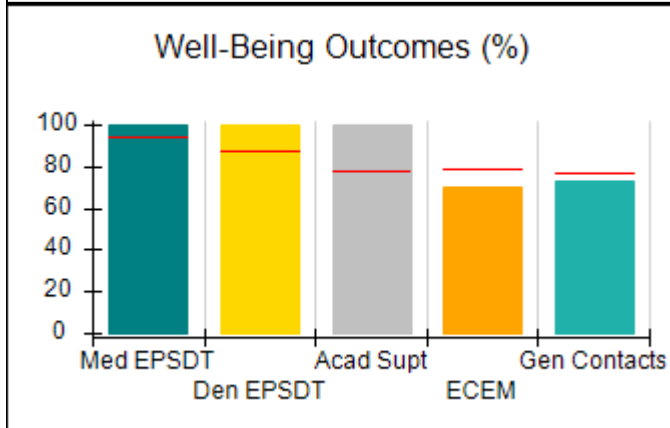
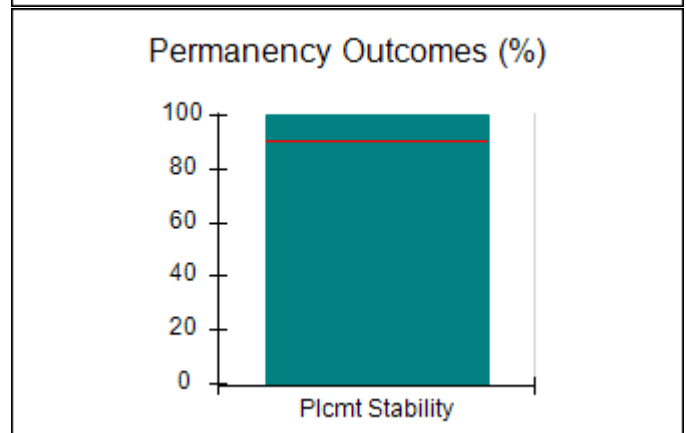
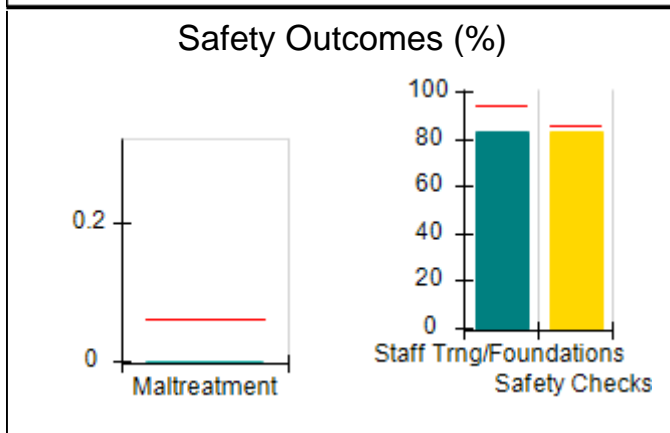
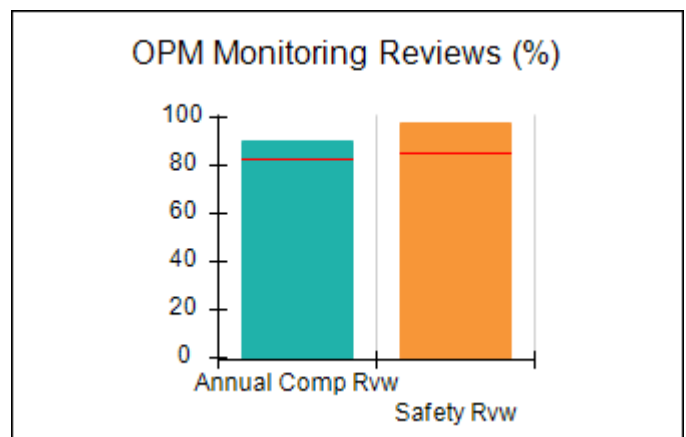
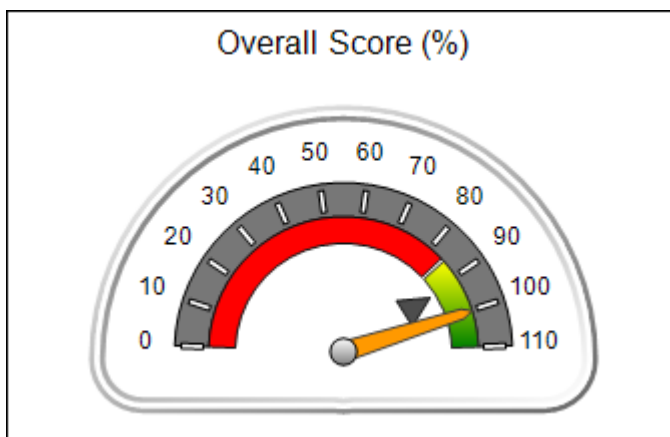
DHS, DFCS, Office of Provider Management
Performance-Based Placement Measures
RBWO Provider GA+SCORECARD - CCI



Report Quarter: Q3 FY2020

Provider/Program Name: Liberty County Children's Home - dba Gabriel's House (725) - CCI			
6145 E. Oglethorpe Highway, Midway, GA 31320	Quarterly Scores (Grades)		Current Quarter Score (Grade)
Phone: 912-884-4593	Q1: 102.27 (A+)	Q2: 99.40 (A+)	100.29% (A+)
Vendor ID# 35444	Q3: 100.29 (A+)	Q4: N/A	
Program Census Information:	# Children in Care During Quarter: 16	# Placements During Quarter: 16	# Children in Care On Last Day: 15
Quarterly Provider Comparisons to All CCIs			

▼ — indicates average for all CCIs





Performance-Based Placement Measures

RBWO Provider GA+SCORECARD - CCI

Report Quarter: Q3 FY2020

Provider/Program Name: Liberty County Children's Home - dba Gabriel's House (725) - CCI

6145 E. Oglethorpe Highway, Midway, GA 31320	Quarterly Scores (Grades)		Current Quarter Score (Grade)
Phone: 912-884-4593	Q1: 102.27 (A+)	Q2: 99.40 (A+)	100.29% (A+)
Vendor ID# 35444	Q3: 100.29 (A+)	Q4: N/A	

Program Census Information:	# Children in Care During Quarter: 16	# Placements During Quarter: 16	# Children in Care On Last Day: 15
-----------------------------	---------------------------------------	---------------------------------	------------------------------------

	Avg Performance All CCIs (%)	Provider Performance (%)*	Possible Points (Weight)	Provider Points Earned
--	------------------------------	---------------------------	--------------------------	------------------------

OPM Monitoring Reviews

Annual Comprehensive Reviews	82%	90%	25	22.56
Safety Reviews	85%	98%	15	14.63
Monitoring Sub-Total			40	37.18

CCI Safety Outcomes

Incidence of Maltreatment	0.06%	No Substantiated Reports	10	10.00
Staff Training/Foundations	94%	83%	5	4.15
Staff Safety Checks	86%	83%	5	4.15
Safety Sub-Total			20	18.30

CCI Permanency Outcomes

Placement Stability	90%	100%	15	15.00
Permanency Sub-Total			15	15.00

CCI Well-Being Outcomes

EPSDT Medical Visits	94%	100%	4	4.00
EPSDT Dental Visits	88%	100%	4	4.00
Academic Supports	78%	100%	3	3.00
Provider ECEM Visits	79%	70%	7	4.90
Provider General Contacts	77%	73%	7	5.11
Placements with Siblings	35%	81%	Not Scored	Not Scored
Placements within Legal County	11%	0%	Not Scored	Not Scored
Well-Being Sub-Total			25	21.01

*Performance calculation descriptions can be found in the FY 2020 RBWO PBP Measurements and Standards Guide.

Monitoring & Outcomes: Possible Points = 100	Points Earned = 91.49
Score Before Incentives Credit	91.49%
Incentives Awarded	8.80 pts
PBP Verification	N/A pts
Total Score	100.29%



DHS, DFCS, Office of Provider Management
Performance-Based Placement Measures
RBWO Provider GA+SCORECARD - CCI



Report Quarter: Q3 FY2020

Provider/Program Name: Liberty County Children's Home - dba Gabriel's House (725) - CCI

Program Census Information:		# Children in Care During Quarter: 16	# Placements During Quarter: 16	# Children in Care On Last Day: 15
CCI Incentive Credits	Avg Performance All CCIs (Points)	Provider Performance (%)*	Possible Points (Weight)	Provider Points Earned
Early EPSDT Medical Visits		100%	2	2.00
Early EPSDT Dental Visits		100%	2	2.00
Permanency Contacts		None Planned	5	
Additional Academic Supports		40%	2	0.80
HS Grad/GED/Prof or Trade Certificate/College		N/A	10/5/5/1	
EYSS Agreement		Not Eligible	5	
Community Connections		0%	4	0.00
Active Agency Accreditation		0%	4	0.00
Staff Clinical Licensure		0%	5	0.00
Behavior Management (threshold = 0)		100%	4	4.00
Incentives Total	7.45			8.80
Maximum total combined incentive credit allowed is 10 points.			Incentives Awarded	8.80

*Performance calculation descriptions can be found in the FY 2020 RBWO PBP Measurements and Standards Guide.

Child Protective Services Investigations and Dispositions

The following investigations data, which is not used for scoring but is considered significant to a provider's performance, is from Georgia SHINES and is not considered final or complete until the end of the fiscal year.

Total Reports:	0
Number Screened In:	0
Number Screened Out:	0
Number Substantiated:	0
Number Unsubstantiated:	0
Number Active CPS Investigations:	0



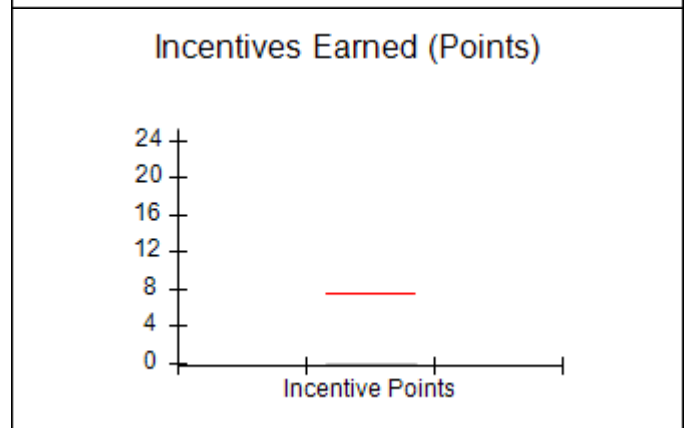
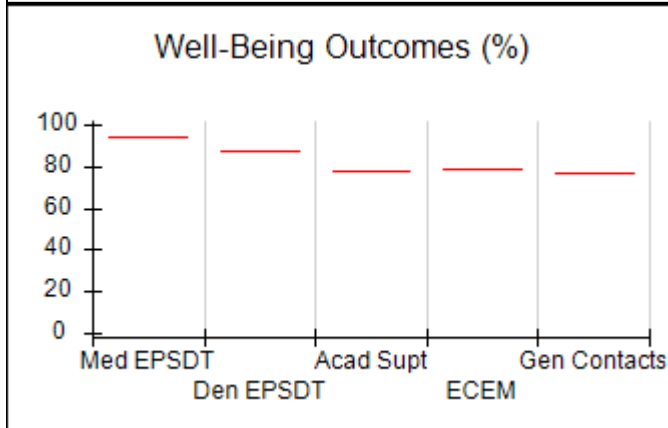
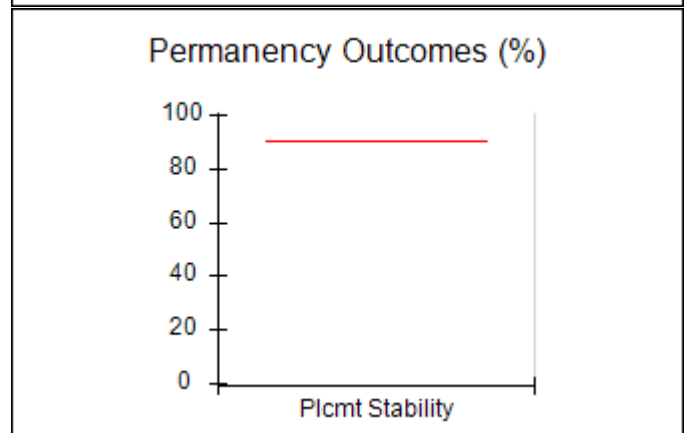
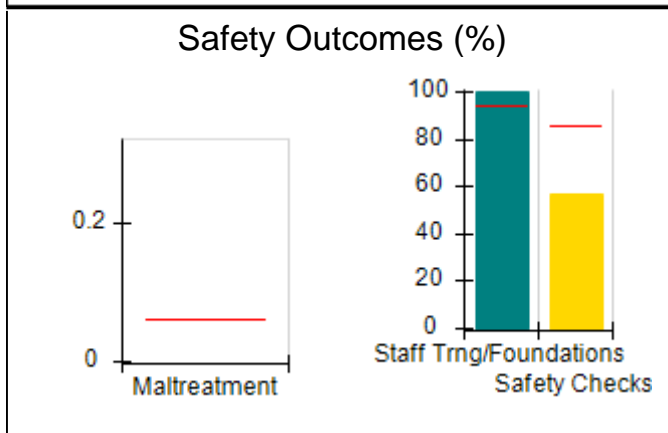
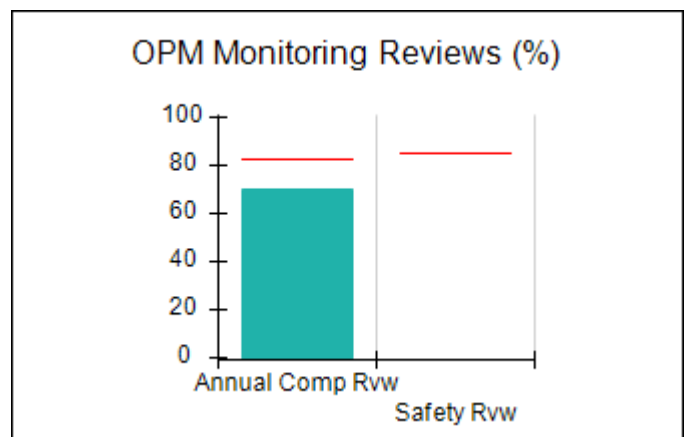
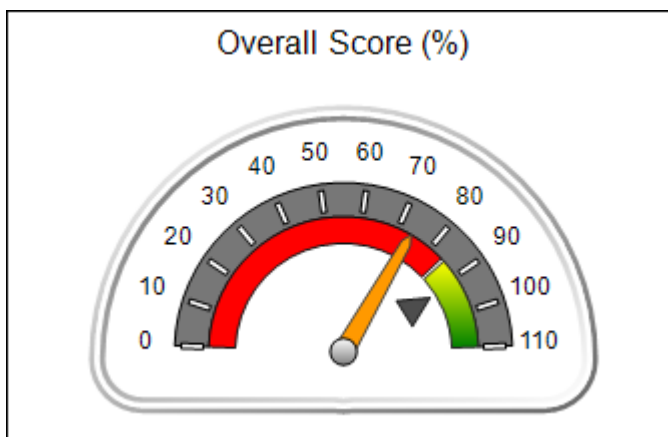
DHS, DFCS, Office of Provider Management
Performance-Based Placement Measures
RBWO Provider GA+SCORECARD - CCI



Report Quarter: Q3 FY2020

Provider/Program Name: Light of Hope and Love Ministry, Inc. - Heritage House (5143) - CCI			
3117 Macedonia Court, Powder Springs, GA 30127	Quarterly Scores (Grades)		Current Quarter Score (Grade)
Phone: 770-906-1190	Q1: 80.19 (B-)	Q2: 73.75 (C-)	73.75% (C-)
Vendor ID# 115384	Q3: 73.75 (C-)	Q4: N/A	
Program Census Information:	# Children in Care During Quarter: 0	# Placements During Quarter: 0	# Children in Care On Last Day: 0
Quarterly Provider Comparisons to All CCIs			

▼ — indicates average for all CCIs





DHS, DFCS, Office of Provider Management
Performance-Based Placement Measures
RBWO Provider GA+SCORECARD - CCI



Report Quarter: Q3 FY2020

Provider/Program Name: Light of Hope and Love Ministry, Inc. - Heritage House (5143) - CCI

3117 Macedonia Court, Powder Springs, GA 30127		Quarterly Scores (Grades)		Current Quarter Score (Grade)
Phone: 770-906-1190		Q1: 80.19 (B-)	Q2: 73.75 (C-)	73.75% (C-)
Vendor ID# 115384		Q3: 73.75 (C-)	Q4: N/A	
Program Census Information:		# Children in Care During Quarter: 0	# Placements During Quarter: 0	# Children in Care On Last Day: 0
	Avg Performance All CCIs (%)	Provider Performance (%)*	Possible Points (Weight)	Provider Points Earned
OPM Monitoring Reviews				
Annual Comprehensive Reviews	82%	70%	25	17.49
Safety Reviews	85%	Not Yet Conducted		
Monitoring Sub-Total			25	17.49
CCI Safety Outcomes				
Incidence of Maltreatment	0.06%	Not Eligible		
Staff Training/Foundations	94%	100%	10	10.00
Staff Safety Checks	86%	57%	10	5.70
Safety Sub-Total			20	15.70
CCI Permanency Outcomes				
Placement Stability	90%	Not Eligible		
Permanency Sub-Total			N/A	
CCI Well-Being Outcomes				
EPSDT Medical Visits	94%	Not Eligible		
EPSDT Dental Visits	88%	Not Eligible		
Academic Supports	78%	Not Eligible		
Provider ECEM Visits	79%	Not Eligible		
Provider General Contacts	77%	Not Eligible		
Placements with Siblings	35%	Not Eligible	Not Scored	Not Scored
Placements within Legal County	11%	Not Eligible	Not Scored	Not Scored
Well-Being Sub-Total			N/A	

*Performance calculation descriptions can be found in the FY 2020 RBWO PBP Measurements and Standards Guide.

Monitoring & Outcomes: Possible Points = 45		Points Earned = 33.19	
Score Before Incentives Credit			73.75%
Incentives Awarded			0.00 pts
PBP Verification			N/A pts
Total Score			73.75%



DHS, DFCS, Office of Provider Management
Performance-Based Placement Measures
RBWO Provider GA+SCORECARD - CCI



Report Quarter: Q3 FY2020

Provider/Program Name: Light of Hope and Love Ministry, Inc. - Heritage House (5143) - CCI

Program Census Information:		# Children in Care During Quarter: 0	# Placements During Quarter: 0	# Children in Care On Last Day: 0
CCI Incentive Credits	Avg Performance All CCIs (Points)	Provider Performance (%)*	Possible Points (Weight)	Provider Points Earned
Early EPSDT Medical Visits		Not Eligible	2	
Early EPSDT Dental Visits		Not Eligible	2	
Permanency Contacts		None Planned	5	
Additional Academic Supports		Not Eligible	2	
HS Grad/GED/Prof or Trade Certificate/College		N/A	10/5/5/1	
EYSS Agreement		Not Eligible	5	
Community Connections		Not Eligible	4	
Active Agency Accreditation		0%	4	0.00
Staff Clinical Licensure		0%	5	0.00
Behavior Management (threshold = 0)		0%	4	
Incentives Total	7.45			0.00
Maximum total combined incentive credit allowed is 10 points.			Incentives Awarded	0.00

*Performance calculation descriptions can be found in the FY 2020 RBWO PBP Measurements and Standards Guide.

Child Protective Services Investigations and Dispositions

The following investigations data, which is not used for scoring but is considered significant to a provider's performance, is from Georgia SHINES and is not considered final or complete until the end of the fiscal year.

Total Reports:	0
Number Screened In:	0
Number Screened Out:	0
Number Substantiated:	0
Number Unsubstantiated:	0
Number Active CPS Investigations:	0

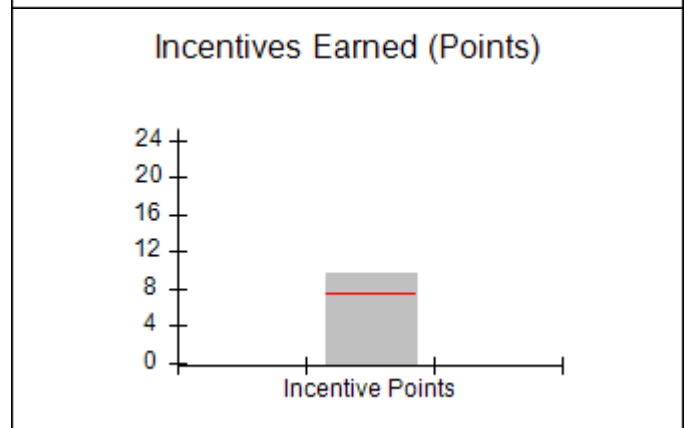
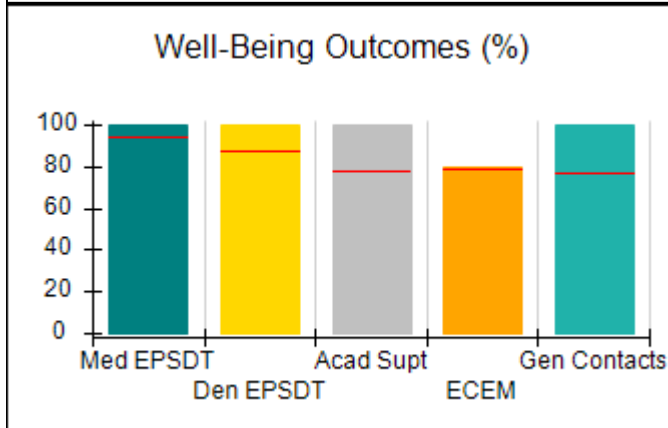
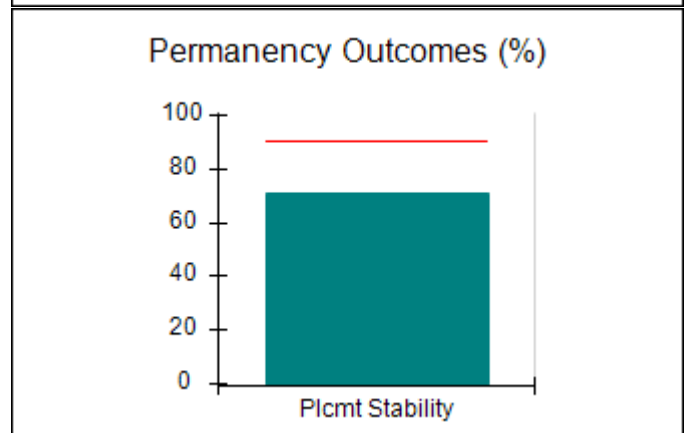
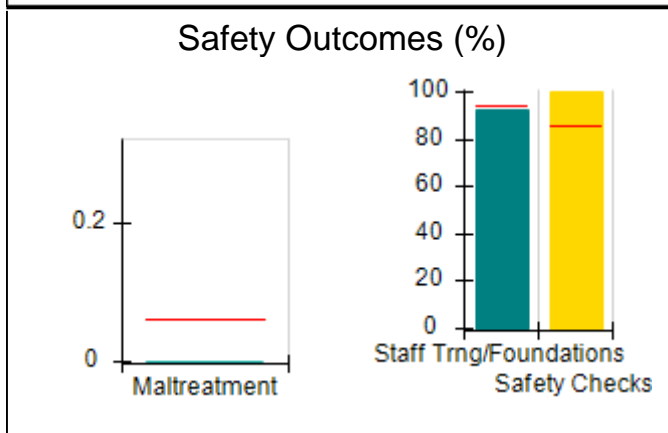
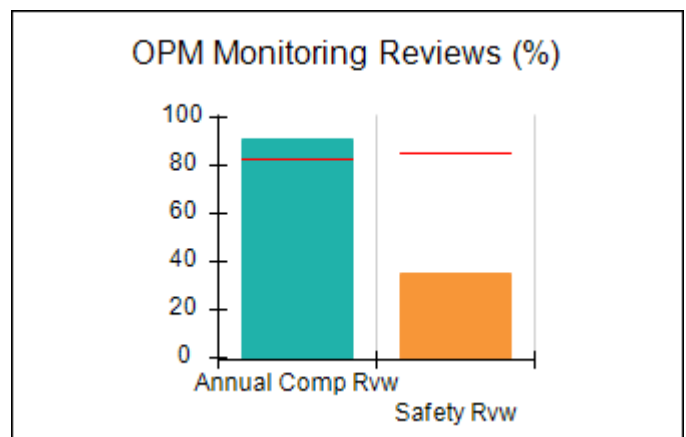
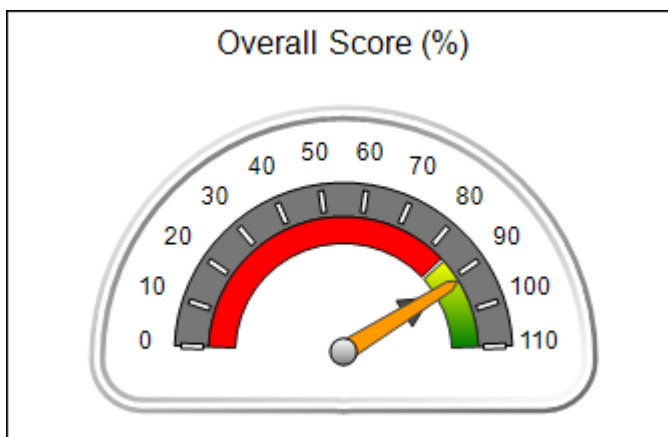


Performance-Based Placement Measures RBWO Provider GA+SCORECARD - CCI

Report Quarter: Q3 FY2020

Provider/Program Name: Little Debbie's Second Chance Home, Inc. - (formerly Celine's Place) (884) - CCI			
1768 Young Rd., Stone Mountain, GA 30058	Quarterly Scores (Grades)		Current Quarter Score (Grade)
Phone: 404-296-1311	Q1: 96.03 (A)	Q2: 88.63 (B+)	91.44% (A-)
Vendor ID# 35260	Q3: 91.44 (A-)	Q4: N/A	
Program Census Information:	# Children in Care During Quarter: 7	# Placements During Quarter: 7	# Children in Care On Last Day: 5
Quarterly Provider Comparisons to All CCIs			

▼ — indicates average for all CCIs





Performance-Based Placement Measures

RBWO Provider GA+SCORECARD - CCI

Report Quarter: Q3 FY2020

Provider/Program Name: Little Debbie's Second Chance Home, Inc. - (formerly Celine's Place) (884) - CCI				
1768 Young Rd., Stone Mountain, GA 30058		Quarterly Scores (Grades)		Current Quarter Score (Grade)
Phone: 404-296-1311		Q1: 96.03 (A)	Q2: 88.63 (B+)	91.44% (A-)
Vendor ID# 35260		Q3: 91.44 (A-)	Q4: N/A	
Program Census Information:		# Children in Care During Quarter: 7	# Placements During Quarter: 7	# Children in Care On Last Day: 5
	Avg Performance All CCIs (%)	Provider Performance (%)*	Possible Points (Weight)	Provider Points Earned
OPM Monitoring Reviews				
Annual Comprehensive Reviews	82%	91%	25	22.68
Safety Reviews	85%	35%	15	5.25
Monitoring Sub-Total			40	27.93
CCI Safety Outcomes				
Incidence of Maltreatment	0.06%	No Substantiated Reports	10	10.00
Staff Training/Foundations	94%	92%	5	4.60
Staff Safety Checks	86%	100%	5	5.00
Safety Sub-Total			20	19.60
CCI Permanency Outcomes				
Placement Stability	90%	71%	15	10.65
Permanency Sub-Total			15	10.65
CCI Well-Being Outcomes				
EPSDT Medical Visits	94%	100%	4	4.00
EPSDT Dental Visits	88%	100%	4	4.00
Academic Supports	78%	100%	3	3.00
Provider ECEM Visits	79%	80%	7	5.60
Provider General Contacts	77%	100%	7	7.00
Placements with Siblings	35%	Not Eligible	Not Scored	Not Scored
Placements within Legal County	11%	25%	Not Scored	Not Scored
Well-Being Sub-Total			25	23.60
*Performance calculation descriptions can be found in the FY 2020 RBWO PBP Measurements and Standards Guide.				

Monitoring & Outcomes: Possible Points = 100		Points Earned = 81.78	
Score Before Incentives Credit			81.78%
Incentives Awarded			9.66 pts
PBP Verification			N/A pts
Total Score			91.44%



DHS, DFCS, Office of Provider Management
Performance-Based Placement Measures
RBWO Provider GA+SCORECARD - CCI



Report Quarter: Q3 FY2020

Provider/Program Name: Little Debbie's Second Chance Home, Inc. - (formerly Celine's Place) (884) - CCI

Program Census Information:		# Children in Care During Quarter: 7	# Placements During Quarter: 7	# Children in Care On Last Day: 5
CCI Incentive Credits	Avg Performance All CCIs (Points)	Provider Performance (%)*	Possible Points (Weight)	Provider Points Earned
Early EPSDT Medical Visits		100%	2	2.00
Early EPSDT Dental Visits		100%	2	2.00
Permanency Contacts		None Planned	5	
Additional Academic Supports		83%	2	1.66
HS Grad/GED/Prof or Trade Certificate/College		N/A	10/5/5/1	
EYSS Agreement		Not Eligible	5	
Community Connections		0%	4	0.00
Active Agency Accreditation		0%	4	0.00
Staff Clinical Licensure		0%	5	0.00
Behavior Management (threshold = 0)		100%	4	4.00
Incentives Total	7.45			9.66
Maximum total combined incentive credit allowed is 10 points.			Incentives Awarded	9.66

*Performance calculation descriptions can be found in the FY 2020 RBWO PBP Measurements and Standards Guide.

Child Protective Services Investigations and Dispositions

The following investigations data, which is not used for scoring but is considered significant to a provider's performance, is from Georgia SHINES and is not considered final or complete until the end of the fiscal year.

Total Reports:	0
Number Screened In:	0
Number Screened Out:	0
Number Substantiated:	0
Number Unsubstantiated:	0
Number Active CPS Investigations:	0



DHS, DFCS, Office of Provider Management

Performance-Based Placement Measures

RBWO Provider GA+SCORECARD - CCI



Report Quarter: Q3 FY2020

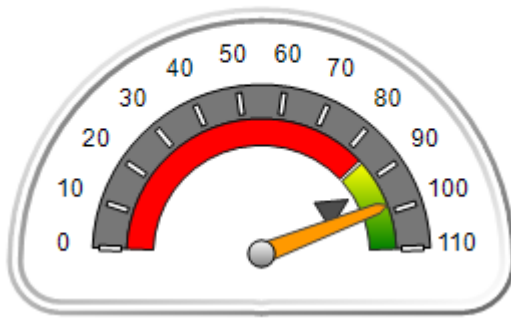
Provider/Program Name: Little Debbie's Second Chance Home, Inc. - Boyz2Men (1042) - CCI

5224 Shawn Lane, Stone Mountain, GA 30088	Quarterly Scores (Grades)		Current Quarter Score (Grade)
Phone: 404-296-1311	Q1: 106.28 (A+)	Q2: 102.82 (A+)	98.05% (A+)
Vendor ID# 73965	Q3: 98.05 (A+)	Q4: N/A	
Program Census Information:	# Children in Care During Quarter: 7	# Placements During Quarter: 7	# Children in Care On Last Day: 5

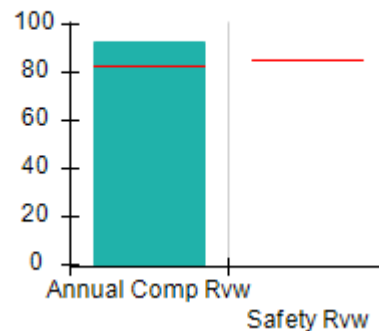
Quarterly Provider Comparisons to All CCIs

▼ — indicates average for all CCIs

Overall Score (%)



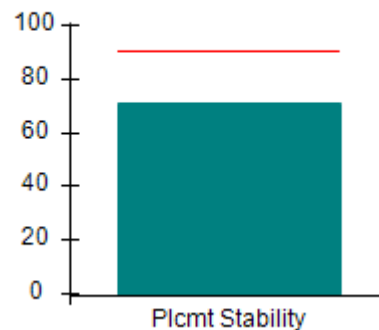
OPM Monitoring Reviews (%)



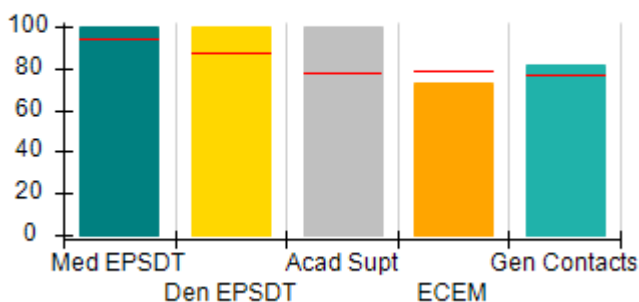
Safety Outcomes (%)



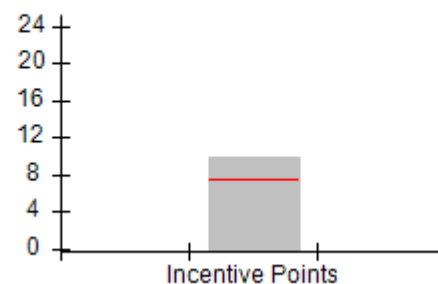
Permanency Outcomes (%)



Well-Being Outcomes (%)



Incentives Earned (Points)





Performance-Based Placement Measures RBWO Provider GA+SCORECARD - CCI

Report Quarter: Q3 FY2020

Provider/Program Name: Little Debbie's Second Chance Home, Inc. - Boyz2Men (1042) - CCI

5224 Shawn Lane, Stone Mountain, GA 30088		Quarterly Scores (Grades)		Current Quarter Score (Grade)
Phone: 404-296-1311		Q1: 106.28 (A+)	Q2: 102.82 (A+)	98.05% (A+)
Vendor ID# 73965		Q3: 98.05 (A+)	Q4: N/A	
Program Census Information:		# Children in Care During Quarter: 7	# Placements During Quarter: 7	# Children in Care On Last Day: 5
	Avg Performance All CCIs (%)	Provider Performance (%)*	Possible Points (Weight)	Provider Points Earned
OPM Monitoring Reviews				
Annual Comprehensive Reviews	82%	93%	25	23.18
Safety Reviews	85%	Not Yet Conducted		
Monitoring Sub-Total			25	23.18
CCI Safety Outcomes				
Incidence of Maltreatment	0.06%	No Substantiated Reports	10	10.00
Staff Training/Foundations	94%	86%	5	4.30
Staff Safety Checks	86%	100%	5	5.00
Safety Sub-Total			20	19.30
CCI Permanency Outcomes				
Placement Stability	90%	71%	15	10.65
Permanency Sub-Total			15	10.65
CCI Well-Being Outcomes				
EPSDT Medical Visits	94%	100%	4	4.00
EPSDT Dental Visits	88%	100%	4	4.00
Academic Supports	78%	100%	3	3.00
Provider ECEM Visits	79%	73%	7	5.11
Provider General Contacts	77%	82%	7	5.74
Placements with Siblings	35%	0%	Not Scored	Not Scored
Placements within Legal County	11%	33%	Not Scored	Not Scored
Well-Being Sub-Total			25	21.85

*Performance calculation descriptions can be found in the FY 2020 RBWO PBP Measurements and Standards Guide.

Monitoring & Outcomes: Possible Points = 85		Points Earned = 74.98	
Score Before Incentives Credit			88.21%
Incentives Awarded			9.84 pts
PBP Verification			N/A pts
Total Score			98.05%



DHS, DFCS, Office of Provider Management
Performance-Based Placement Measures
RBWO Provider GA+SCORECARD - CCI



Report Quarter: Q3 FY2020

Provider/Program Name: Little Debbie's Second Chance Home, Inc. - Boyz2Men (1042) - CCI

Program Census Information:		# Children in Care During Quarter: 7	# Placements During Quarter: 7	# Children in Care On Last Day: 5
CCI Incentive Credits	Avg Performance All CCIs (Points)	Provider Performance (%)*	Possible Points (Weight)	Provider Points Earned
Early EPSDT Medical Visits		100%	2	2.00
Early EPSDT Dental Visits		100%	2	2.00
Permanency Contacts		None Planned	5	
Additional Academic Supports		92%	2	1.84
HS Grad/GED/Prof or Trade Certificate/College		N/A	10/5/5/1	
EYSS Agreement		Not Eligible	5	
Community Connections		0%	4	0.00
Active Agency Accreditation		0%	4	0.00
Staff Clinical Licensure		0%	5	0.00
Behavior Management (threshold = 0)		100%	4	4.00
Incentives Total	7.45			9.84
Maximum total combined incentive credit allowed is 10 points.			Incentives Awarded	9.84

*Performance calculation descriptions can be found in the FY 2020 RBWO PBP Measurements and Standards Guide.

Child Protective Services Investigations and Dispositions

The following investigations data, which is not used for scoring but is considered significant to a provider's performance, is from Georgia SHINES and is not considered final or complete until the end of the fiscal year.

Total Reports:	0
Number Screened In:	0
Number Screened Out:	0
Number Substantiated:	0
Number Unsubstantiated:	0
Number Active CPS Investigations:	0



DHS, DFCS, Office of Provider Management

Performance-Based Placement Measures

RBWO Provider GA+SCORECARD - CCI



Report Quarter: Q3 FY2020

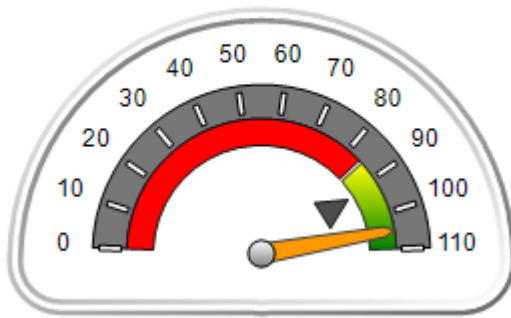
Provider/Program Name: Little Debbie's Second Chance Home, Inc. - Columbia (5214) - CCI

1322 Columbia Drive, Decatur, GA 30032	Quarterly Scores (Grades)		Current Quarter Score (Grade)
Phone: 404-296-1311	Q1: 101.93 (A+)	Q2: 106.60 (A+)	104.99% (A+)
Vendor ID# 136089	Q3: 104.99 (A+)	Q4: N/A	
Program Census Information:	# Children in Care During Quarter: 8	# Placements During Quarter: 8	# Children in Care On Last Day: 6

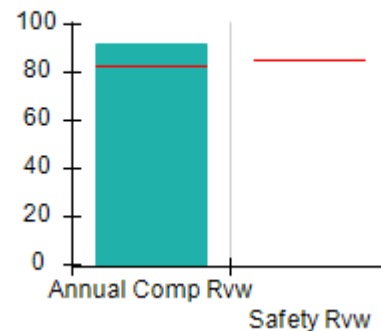
Quarterly Provider Comparisons to All CCIs

▼ — indicates average for all CCIs

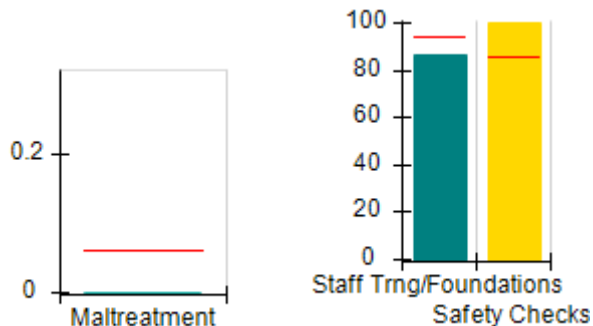
Overall Score (%)



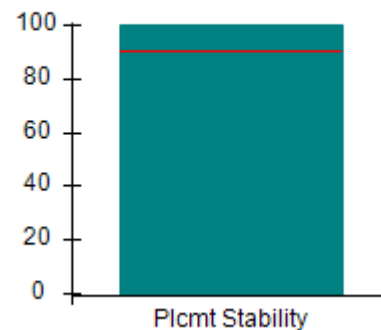
OPM Monitoring Reviews (%)



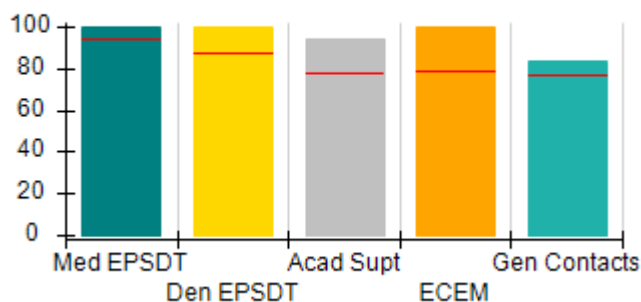
Safety Outcomes (%)



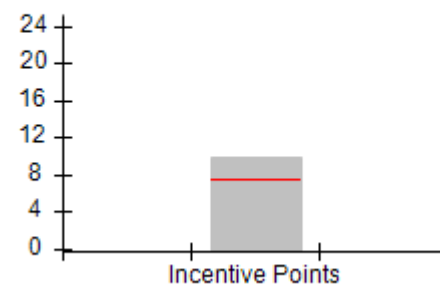
Permanency Outcomes (%)



Well-Being Outcomes (%)



Incentives Earned (Points)





DHS, DFCS, Office of Provider Management
Performance-Based Placement Measures
RBWO Provider GA+SCORECARD - CCI



Report Quarter: Q3 FY2020

Provider/Program Name: Little Debbie's Second Chance Home, Inc. - Columbia (5214) - CCI

1322 Columbia Drive, Decatur, GA 30032	Quarterly Scores (Grades)		Current Quarter Score (Grade)
Phone: 404-296-1311	Q1: 101.93 (A+)	Q2: 106.60 (A+)	104.99% (A+)
Vendor ID# 136089	Q3: 104.99 (A+)	Q4: N/A	

Program Census Information:	# Children in Care During Quarter: 8	# Placements During Quarter: 8	# Children in Care On Last Day: 6
-----------------------------	--------------------------------------	--------------------------------	-----------------------------------

	Avg Performance All CCIs (%)	Provider Performance (%)*	Possible Points (Weight)	Provider Points Earned
--	------------------------------	---------------------------	--------------------------	------------------------

OPM Monitoring Reviews

Annual Comprehensive Reviews	82%	92%	25	23.01
Safety Reviews	85%	Not Yet Conducted		
Monitoring Sub-Total			25	23.01

CCI Safety Outcomes

Incidence of Maltreatment	0.06%	No Substantiated Reports	10	10.00
Staff Training/Foundations	94%	86%	5	4.30
Staff Safety Checks	86%	100%	5	5.00
Safety Sub-Total			20	19.30

CCI Permanency Outcomes

Placement Stability	90%	100%	15	15.00
Permanency Sub-Total			15	15.00

CCI Well-Being Outcomes

EPSDT Medical Visits	94%	100%	4	4.00
EPSDT Dental Visits	88%	100%	4	4.00
Academic Supports	78%	94%	3	2.82
Provider ECEM Visits	79%	100%	7	7.00
Provider General Contacts	77%	83%	7	5.81
Placements with Siblings	35%	0%	Not Scored	Not Scored
Placements within Legal County	11%	0%	Not Scored	Not Scored
Well-Being Sub-Total			25	23.63

*Performance calculation descriptions can be found in the FY 2020 RBWO PBP Measurements and Standards Guide.

Monitoring & Outcomes: Possible Points = 85	Points Earned = 80.94
Score Before Incentives Credit	95.23%
Incentives Awarded	9.76 pts
PBP Verification	N/A pts
Total Score	104.99%



DHS, DFCS, Office of Provider Management
Performance-Based Placement Measures
RBWO Provider GA+SCORECARD - CCI



Report Quarter: Q3 FY2020

Provider/Program Name: Little Debbie's Second Chance Home, Inc. - Columbia (5214) - CCI

Program Census Information:		# Children in Care During Quarter: 8	# Placements During Quarter: 8	# Children in Care On Last Day: 6
CCI Incentive Credits	Avg Performance All CCIs (Points)	Provider Performance (%)*	Possible Points (Weight)	Provider Points Earned
Early EPSDT Medical Visits		100%	2	2.00
Early EPSDT Dental Visits		100%	2	2.00
Permanency Contacts		None Planned	5	
Additional Academic Supports		88%	2	1.76
HS Grad/GED/Prof or Trade Certificate/College		N/A	10/5/5/1	
EYSS Agreement		Not Eligible	5	
Community Connections		0%	4	0.00
Active Agency Accreditation		0%	4	0.00
Staff Clinical Licensure		0%	5	0.00
Behavior Management (threshold = 0)		100%	4	4.00
Incentives Total	7.45			9.76
Maximum total combined incentive credit allowed is 10 points.			Incentives Awarded	9.76

*Performance calculation descriptions can be found in the FY 2020 RBWO PBP Measurements and Standards Guide.

Child Protective Services Investigations and Dispositions

The following investigations data, which is not used for scoring but is considered significant to a provider's performance, is from Georgia SHINES and is not considered final or complete until the end of the fiscal year.

Total Reports:	0
Number Screened In:	0
Number Screened Out:	0
Number Substantiated:	0
Number Unsubstantiated:	0
Number Active CPS Investigations:	0



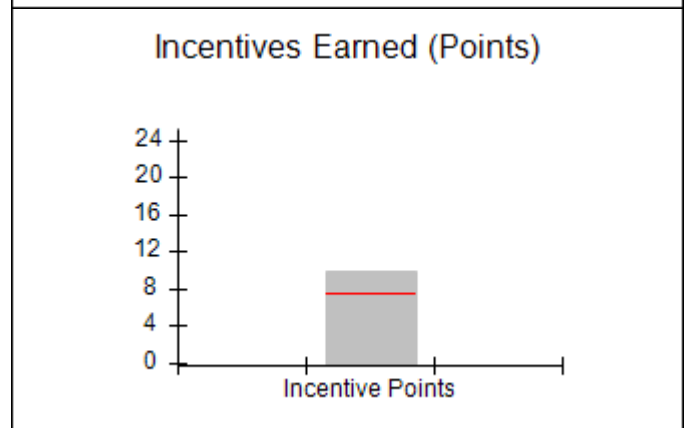
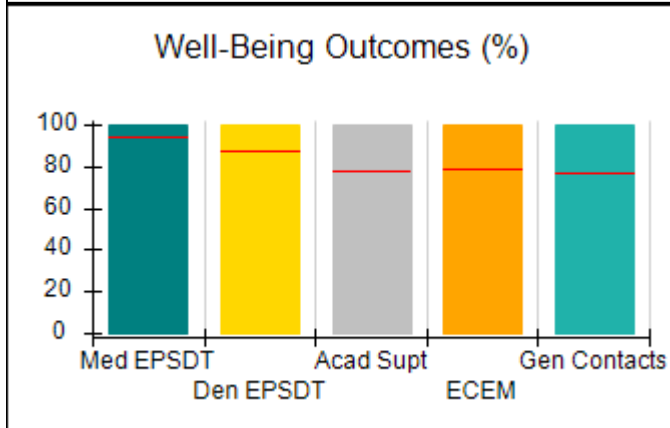
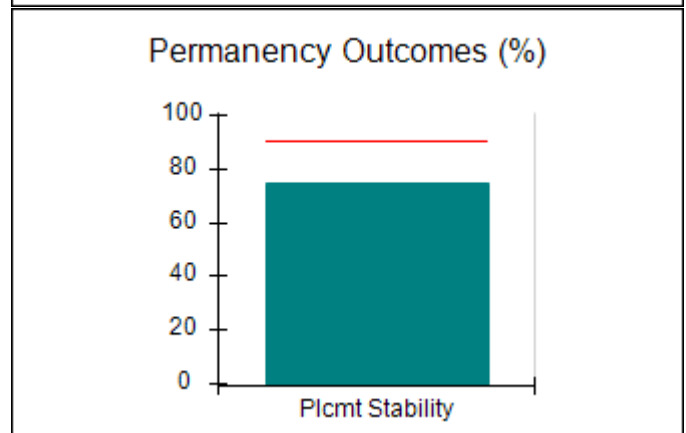
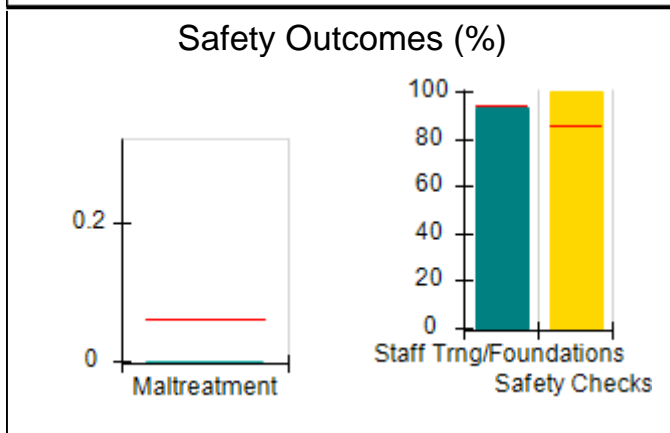
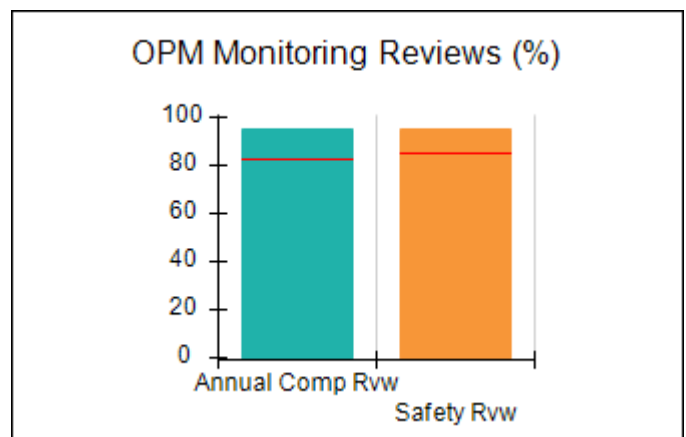
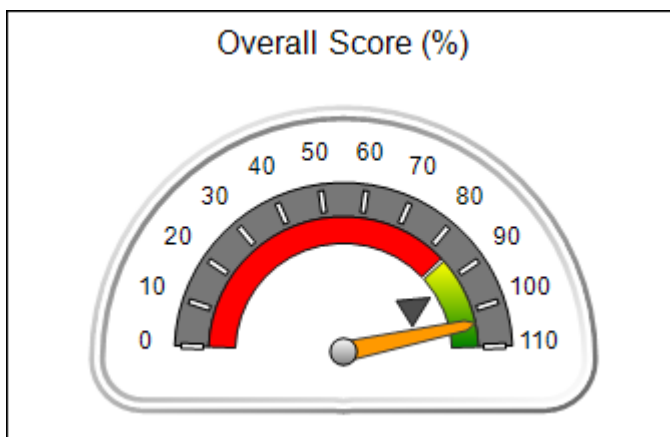
DHS, DFCS, Office of Provider Management
Performance-Based Placement Measures
RBWO Provider GA+SCORECARD - CCI



Report Quarter: Q3 FY2020

Provider/Program Name: Little Debbie's Second Chance Home, Inc. - dba Ida's Cove III (5111) - CCI			
994 Millard Road, Stone Mountain, GA 30088	Quarterly Scores (Grades)		Current Quarter Score (Grade)
Phone: 404-296-1311	Q1: 102.21 (A+)	Q2: 101.76 (A+)	103.73% (A+)
Vendor ID# 90547	Q3: 103.73 (A+)	Q4: N/A	
Program Census Information:	# Children in Care During Quarter: 8	# Placements During Quarter: 8	# Children in Care On Last Day: 5
Quarterly Provider Comparisons to All CCIs			

▼ — indicates average for all CCIs





Performance-Based Placement Measures

RBWO Provider GA+SCORECARD - CCI

Report Quarter: Q3 FY2020

Provider/Program Name: Little Debbie's Second Chance Home, Inc. - dba Ida's Cove III (5111) - CCI				
994 Millard Road, Stone Mountain, GA 30088		Quarterly Scores (Grades)		Current Quarter Score (Grade)
Phone: 404-296-1311		Q1: 102.21 (A+)	Q2: 101.76 (A+)	103.73% (A+)
Vendor ID# 90547		Q3: 103.73 (A+)	Q4: N/A	
Program Census Information:		# Children in Care During Quarter: 8	# Placements During Quarter: 8	# Children in Care On Last Day: 5
	Avg Performance All CCIs (%)	Provider Performance (%)*	Possible Points (Weight)	Provider Points Earned
OPM Monitoring Reviews				
Annual Comprehensive Reviews	82%	95%	25	23.72
Safety Reviews	85%	95%	15	14.25
Monitoring Sub-Total			40	37.97
CCI Safety Outcomes				
Incidence of Maltreatment	0.06%	No Substantiated Reports	10	10.00
Staff Training/Foundations	94%	93%	5	4.65
Staff Safety Checks	86%	100%	5	5.00
Safety Sub-Total			20	19.65
CCI Permanency Outcomes				
Placement Stability	90%	75%	15	11.25
Permanency Sub-Total			15	11.25
CCI Well-Being Outcomes				
EPSDT Medical Visits	94%	100%	4	4.00
EPSDT Dental Visits	88%	100%	4	4.00
Academic Supports	78%	100%	3	3.00
Provider ECEM Visits	79%	100%	7	7.00
Provider General Contacts	77%	100%	7	7.00
Placements with Siblings	35%	0%	Not Scored	Not Scored
Placements within Legal County	11%	0%	Not Scored	Not Scored
Well-Being Sub-Total			25	25.00
*Performance calculation descriptions can be found in the FY 2020 RBWO PBP Measurements and Standards Guide.				

Monitoring & Outcomes: Possible Points = 100		Points Earned = 93.87	
Score Before Incentives Credit			93.87%
Incentives Awarded			9.86 pts
PBP Verification			N/A pts
Total Score			103.73%



DHS, DFCS, Office of Provider Management
Performance-Based Placement Measures
RBWO Provider GA+SCORECARD - CCI



Report Quarter: Q3 FY2020

Provider/Program Name: Little Debbie's Second Chance Home, Inc. - dba Ida's Cove III (5111) - CCI

Program Census Information:		# Children in Care During Quarter: 8	# Placements During Quarter: 8	# Children in Care On Last Day: 5
CCI Incentive Credits	Avg Performance All CCIs (Points)	Provider Performance (%)*	Possible Points (Weight)	Provider Points Earned
Early EPSDT Medical Visits		100%	2	2.00
Early EPSDT Dental Visits		100%	2	2.00
Permanency Contacts		None Planned	5	
Additional Academic Supports		93%	2	1.86
HS Grad/GED/Prof or Trade Certificate/College		N/A	10/5/5/1	
EYSS Agreement		Not Eligible	5	
Community Connections		0%	4	0.00
Active Agency Accreditation		0%	4	0.00
Staff Clinical Licensure		0%	5	0.00
Behavior Management (threshold = 0)		100%	4	4.00
Incentives Total	7.45			9.86
Maximum total combined incentive credit allowed is 10 points.			Incentives Awarded	9.86

*Performance calculation descriptions can be found in the FY 2020 RBWO PBP Measurements and Standards Guide.

Child Protective Services Investigations and Dispositions

The following investigations data, which is not used for scoring but is considered significant to a provider's performance, is from Georgia SHINES and is not considered final or complete until the end of the fiscal year.

Total Reports:	0
Number Screened In:	0
Number Screened Out:	0
Number Substantiated:	0
Number Unsubstantiated:	0
Number Active CPS Investigations:	0



DHS, DFCS, Office of Provider Management

Performance-Based Placement Measures

RBWO Provider GA+SCORECARD - CCI



Report Quarter: Q3 FY2020

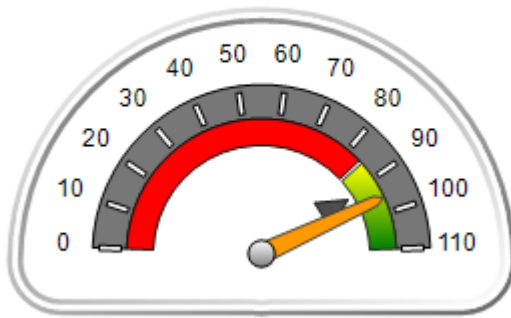
Provider/Program Name: Little Debbie's Second Chance Home, Inc. - DePauw (5207) - CCI

4098 DePauw Way, Decatur, GA 30034	Quarterly Scores (Grades)		Current Quarter Score (Grade)
Phone: 404-296-1311	Q1: 101.81 (A+)	Q2: 96.70 (A)	95.80% (A)
Vendor ID# 133660	Q3: 95.80 (A)	Q4: N/A	
Program Census Information:	# Children in Care During Quarter: 7	# Placements During Quarter: 7	# Children in Care On Last Day: 5

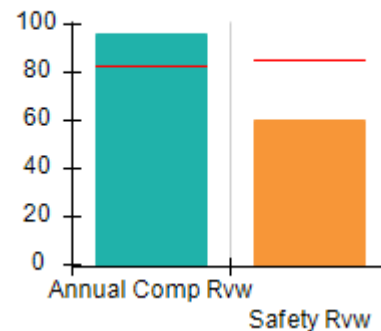
Quarterly Provider Comparisons to All CCIs

▼ — indicates average for all CCIs

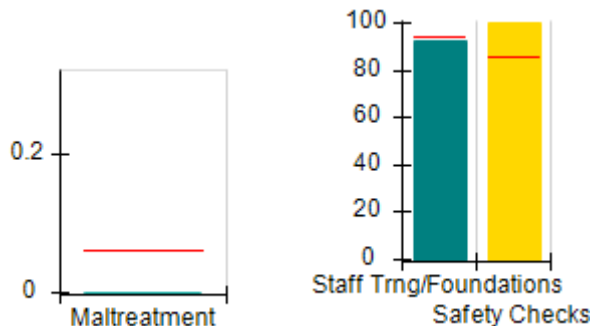
Overall Score (%)



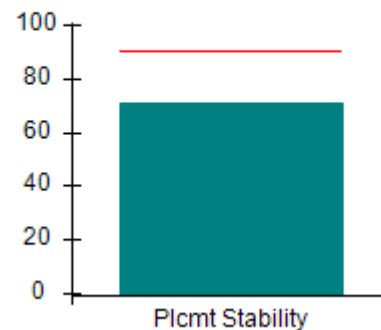
OPM Monitoring Reviews (%)



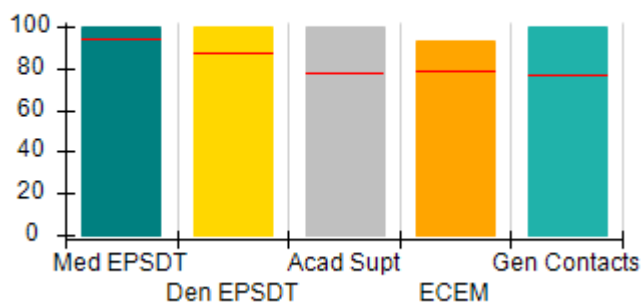
Safety Outcomes (%)



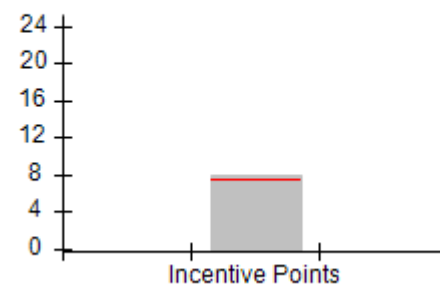
Permanency Outcomes (%)



Well-Being Outcomes (%)



Incentives Earned (Points)





Performance-Based Placement Measures

RBWO Provider GA+SCORECARD - CCI

Report Quarter: Q3 FY2020

Provider/Program Name: Little Debbie's Second Chance Home, Inc. - DePauw (5207) - CCI

4098 DePauw Way, Decatur, GA 30034		Quarterly Scores (Grades)		Current Quarter Score (Grade)
Phone: 404-296-1311		Q1: 101.81 (A+)	Q2: 96.70 (A)	95.80% (A)
Vendor ID# 133660		Q3: 95.80 (A)	Q4: N/A	
Program Census Information:		# Children in Care During Quarter: 7	# Placements During Quarter: 7	# Children in Care On Last Day: 5
	Avg Performance All CCIs (%)	Provider Performance (%)*	Possible Points (Weight)	Provider Points Earned
OPM Monitoring Reviews				
Annual Comprehensive Reviews	82%	96%	25	24.04
Safety Reviews	85%	60%	15	9.00
Monitoring Sub-Total			40	33.04
CCI Safety Outcomes				
Incidence of Maltreatment	0.06%	No Substantiated Reports	10	10.00
Staff Training/Foundations	94%	92%	5	4.60
Staff Safety Checks	86%	100%	5	5.00
Safety Sub-Total			20	19.60
CCI Permanency Outcomes				
Placement Stability	90%	71%	15	10.65
Permanency Sub-Total			15	10.65
CCI Well-Being Outcomes				
EPSDT Medical Visits	94%	100%	4	4.00
EPSDT Dental Visits	88%	100%	4	4.00
Academic Supports	78%	100%	3	3.00
Provider ECEM Visits	79%	93%	7	6.51
Provider General Contacts	77%	100%	7	7.00
Placements with Siblings	35%	0%	Not Scored	Not Scored
Placements within Legal County	11%	0%	Not Scored	Not Scored
Well-Being Sub-Total			25	24.51

*Performance calculation descriptions can be found in the FY 2020 RBWO PBP Measurements and Standards Guide.

Monitoring & Outcomes: Possible Points = 100		Points Earned = 87.80	
Score Before Incentives Credit			87.80%
Incentives Awarded			8.00 pts
PBP Verification			N/A pts
Total Score			95.80%



DHS, DFCS, Office of Provider Management
Performance-Based Placement Measures
RBWO Provider GA+SCORECARD - CCI



Report Quarter: Q3 FY2020

Provider/Program Name: Little Debbie's Second Chance Home, Inc. - DePauw (5207) - CCI

Program Census Information:		# Children in Care During Quarter: 7	# Placements During Quarter: 7	# Children in Care On Last Day: 5
CCI Incentive Credits	Avg Performance All CCIs (Points)	Provider Performance (%)*	Possible Points (Weight)	Provider Points Earned
Early EPSDT Medical Visits		100%	2	2.00
Early EPSDT Dental Visits		Not Eligible	2	
Permanency Contacts		None Planned	5	
Additional Academic Supports		100%	2	2.00
HS Grad/GED/Prof or Trade Certificate/College		N/A	10/5/5/1	
EYSS Agreement		0%	5	0.00
Community Connections		0%	4	0.00
Active Agency Accreditation		0%	4	0.00
Staff Clinical Licensure		0%	5	0.00
Behavior Management (threshold = 0)		100%	4	4.00
Incentives Total	7.45			8.00
Maximum total combined incentive credit allowed is 10 points.			Incentives Awarded	8.00

*Performance calculation descriptions can be found in the FY 2020 RBWO PBP Measurements and Standards Guide.

Child Protective Services Investigations and Dispositions

The following investigations data, which is not used for scoring but is considered significant to a provider's performance, is from Georgia SHINES and is not considered final or complete until the end of the fiscal year.

Total Reports:	0
Number Screened In:	0
Number Screened Out:	0
Number Substantiated:	0
Number Unsubstantiated:	0
Number Active CPS Investigations:	0



DHS, DFCS, Office of Provider Management
Performance-Based Placement Measures
RBWO Provider GA+SCORECARD - CCI



Report Quarter: Q3 FY2020

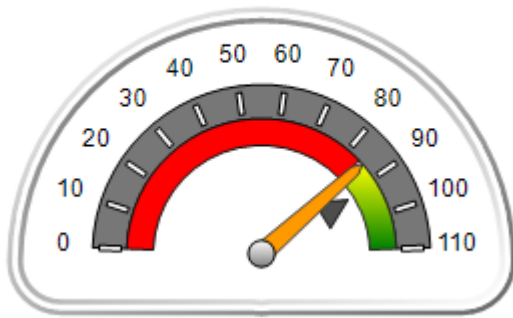
Provider/Program Name: Little Debbie's Second Chance Home, Inc. - Ellenwood (966) - CCI

4001 Weelaunee Road, Ellenwood, GA 30294	Quarterly Scores (Grades)		Current Quarter Score (Grade)
Phone: 404-296-1311	Q1: 96.26 (A)	Q2: 93.80 (A-)	85.28% (B)
Vendor ID# 100782	Q3: 85.28 (B)	Q4: N/A	
Program Census Information:	# Children in Care During Quarter: 3	# Placements During Quarter: 3	# Children in Care On Last Day: 0

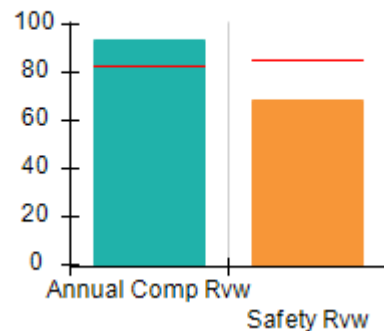
Quarterly Provider Comparisons to All CCIs

▼ — indicates average for all CCIs

Overall Score (%)



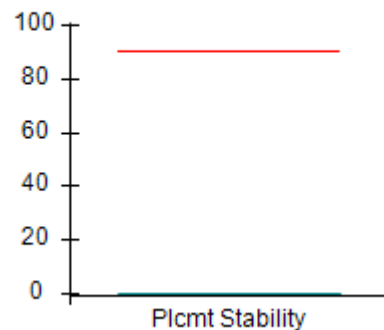
OPM Monitoring Reviews (%)



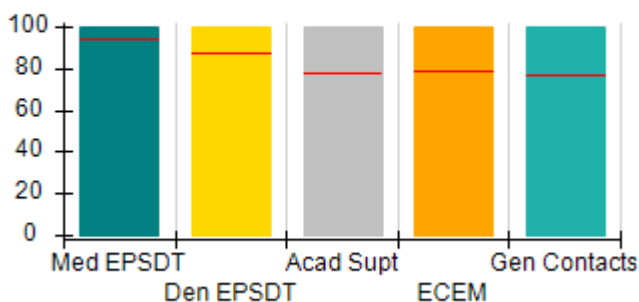
Safety Outcomes (%)



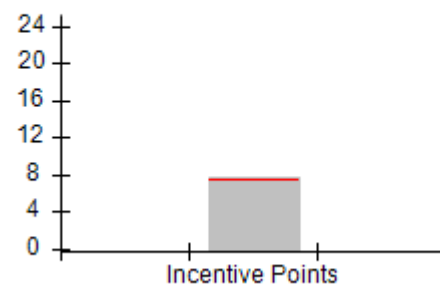
Permanency Outcomes (%)



Well-Being Outcomes (%)



Incentives Earned (Points)





Performance-Based Placement Measures

RBWO Provider GA+SCORECARD - CCI

Report Quarter: Q3 FY2020

Provider/Program Name: Little Debbie's Second Chance Home, Inc. - Ellenwood (966) - CCI				
4001 Weelaunee Road, Ellenwood, GA 30294		Quarterly Scores (Grades)		Current Quarter Score (Grade)
Phone: 404-296-1311		Q1: 96.26 (A)	Q2: 93.80 (A-)	85.28% (B)
Vendor ID# 100782		Q3: 85.28 (B)	Q4: N/A	
Program Census Information:		# Children in Care During Quarter: 3	# Placements During Quarter: 3	# Children in Care On Last Day: 0
	Avg Performance All CCIs (%)	Provider Performance (%)*	Possible Points (Weight)	Provider Points Earned
OPM Monitoring Reviews				
Annual Comprehensive Reviews	82%	93%	25	23.33
Safety Reviews	85%	68%	15	10.25
Monitoring Sub-Total			40	33.58
CCI Safety Outcomes				
Incidence of Maltreatment	0.06%	No Substantiated Reports	10	10.00
Staff Training/Foundations	94%	88%	5	4.40
Staff Safety Checks	86%	94%	5	4.70
Safety Sub-Total			20	19.10
CCI Permanency Outcomes				
Placement Stability	90%	0%	15	0.00
Permanency Sub-Total			15	0.00
CCI Well-Being Outcomes				
EPSDT Medical Visits	94%	100%	4	4.00
EPSDT Dental Visits	88%	100%	4	4.00
Academic Supports	78%	100%	3	3.00
Provider ECEM Visits	79%	100%	7	7.00
Provider General Contacts	77%	100%	7	7.00
Placements with Siblings	35%	Not Eligible	Not Scored	Not Scored
Placements within Legal County	11%	Not Eligible	Not Scored	Not Scored
Well-Being Sub-Total			25	25.00

*Performance calculation descriptions can be found in the FY 2020 RBWO PBP Measurements and Standards Guide.

Monitoring & Outcomes: Possible Points = 100		Points Earned = 77.68	
Score Before Incentives Credit			77.68%
Incentives Awarded			7.60 pts
PBP Verification			N/A pts
Total Score			85.28%



DHS, DFCS, Office of Provider Management
Performance-Based Placement Measures
RBWO Provider GA+SCORECARD - CCI



Report Quarter: Q3 FY2020

Provider/Program Name: Little Debbie's Second Chance Home, Inc. - Ellenwood (966) - CCI

Program Census Information:		# Children in Care During Quarter: 3	# Placements During Quarter: 3	# Children in Care On Last Day: 0
CCI Incentive Credits	Avg Performance All CCIs (Points)	Provider Performance (%)*	Possible Points (Weight)	Provider Points Earned
Early EPSDT Medical Visits		Not Eligible	2	
Early EPSDT Dental Visits		100%	2	2.00
Permanency Contacts		None Planned	5	
Additional Academic Supports		80%	2	1.60
HS Grad/GED/Prof or Trade Certificate/College		N/A	10/5/5/1	
EYSS Agreement		Not Eligible	5	
Community Connections		Not Eligible	4	
Active Agency Accreditation		0%	4	0.00
Staff Clinical Licensure		0%	5	0.00
Behavior Management (threshold = 0)		100%	4	4.00
Incentives Total	7.45			7.60
Maximum total combined incentive credit allowed is 10 points.			Incentives Awarded	7.60

*Performance calculation descriptions can be found in the FY 2020 RBWO PBP Measurements and Standards Guide.

Child Protective Services Investigations and Dispositions

The following investigations data, which is not used for scoring but is considered significant to a provider's performance, is from Georgia SHINES and is not considered final or complete until the end of the fiscal year.

Total Reports:	0
Number Screened In:	0
Number Screened Out:	0
Number Substantiated:	0
Number Unsubstantiated:	0
Number Active CPS Investigations:	0



DHS, DFCS, Office of Provider Management
Performance-Based Placement Measures
RBWO Provider GA+SCORECARD - CCI



Report Quarter: Q3 FY2020

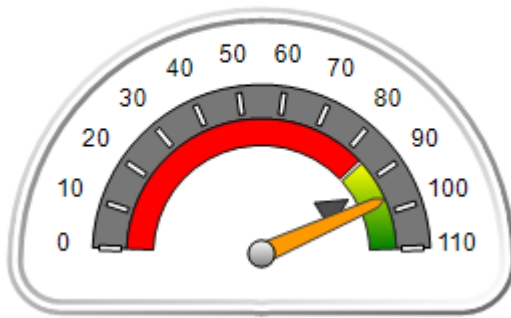
Provider/Program Name: Little Debbie's Second Chance Home, Inc. - Flakes Mill (5234) - CCI

4078 Flakes Mill Road, Decatur, GA 30034	Quarterly Scores (Grades)		Current Quarter Score (Grade)
Phone: 404-296-1311	Q1: 98.85 (A+)	Q2: 99.76 (A+)	96.35% (A)
Vendor ID# 122816	Q3: 96.35 (A)	Q4: N/A	
Program Census Information:	# Children in Care During Quarter: 7	# Placements During Quarter: 7	# Children in Care On Last Day: 4

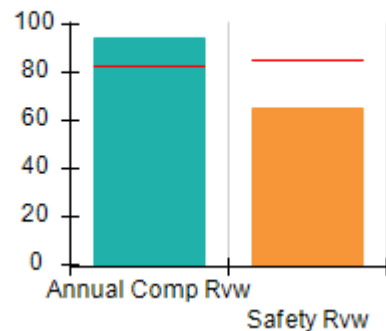
Quarterly Provider Comparisons to All CCIs

▼ — indicates average for all CCIs

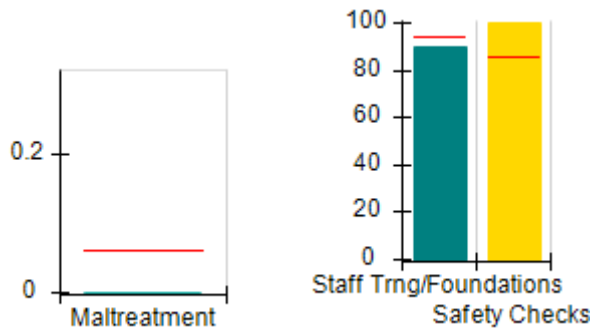
Overall Score (%)



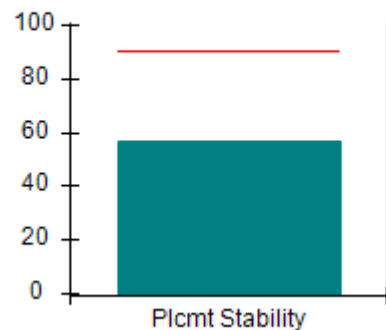
OPM Monitoring Reviews (%)



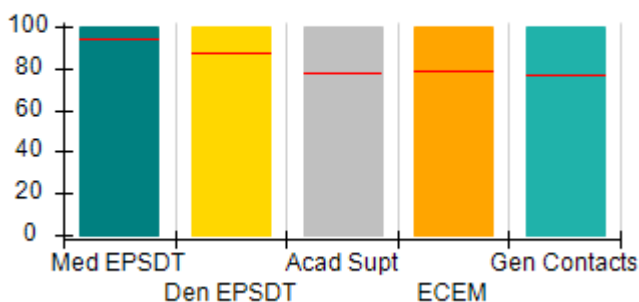
Safety Outcomes (%)



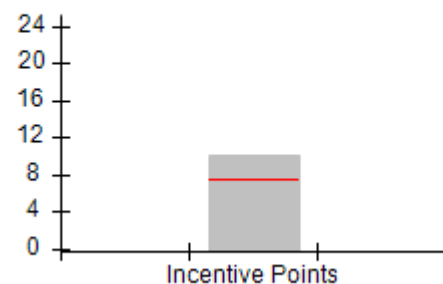
Permanency Outcomes (%)



Well-Being Outcomes (%)



Incentives Earned (Points)





Performance-Based Placement Measures

RBWO Provider GA+SCORECARD - CCI

Report Quarter: Q3 FY2020

Provider/Program Name: Little Debbie's Second Chance Home, Inc. - Flakes Mill (5234) - CCI

4078 Flakes Mill Road, Decatur, GA 30034		Quarterly Scores (Grades)		Current Quarter Score (Grade)
Phone: 404-296-1311		Q1: 98.85 (A+)	Q2: 99.76 (A+)	96.35% (A)
Vendor ID# 122816		Q3: 96.35 (A)	Q4: N/A	
Program Census Information:		# Children in Care During Quarter: 7	# Placements During Quarter: 7	# Children in Care On Last Day: 4
	Avg Performance All CCIs (%)	Provider Performance (%)*	Possible Points (Weight)	Provider Points Earned
OPM Monitoring Reviews				
Annual Comprehensive Reviews	82%	94%	25	23.55
Safety Reviews	85%	65%	15	9.75
Monitoring Sub-Total			40	33.30
CCI Safety Outcomes				
Incidence of Maltreatment	0.06%	No Substantiated Reports	10	10.00
Staff Training/Foundations	94%	90%	5	4.50
Staff Safety Checks	86%	100%	5	5.00
Safety Sub-Total			20	19.50
CCI Permanency Outcomes				
Placement Stability	90%	57%	15	8.55
Permanency Sub-Total			15	8.55
CCI Well-Being Outcomes				
EPSDT Medical Visits	94%	100%	4	4.00
EPSDT Dental Visits	88%	100%	4	4.00
Academic Supports	78%	100%	3	3.00
Provider ECEM Visits	79%	100%	7	7.00
Provider General Contacts	77%	100%	7	7.00
Placements with Siblings	35%	Not Eligible	Not Scored	Not Scored
Placements within Legal County	11%	0%	Not Scored	Not Scored
Well-Being Sub-Total			25	25.00

*Performance calculation descriptions can be found in the FY 2020 RBWO PBP Measurements and Standards Guide.

Monitoring & Outcomes: Possible Points = 100		Points Earned = 86.35	
Score Before Incentives Credit			86.35%
Incentives Awarded			10.00 pts
PBP Verification			N/A pts
Total Score			96.35%



DHS, DFCS, Office of Provider Management
Performance-Based Placement Measures
RBWO Provider GA+SCORECARD - CCI



Report Quarter: Q3 FY2020

Provider/Program Name: Little Debbie's Second Chance Home, Inc. - Flakes Mill (5234) - CCI

Program Census Information:		# Children in Care During Quarter: 7	# Placements During Quarter: 7	# Children in Care On Last Day: 4
CCI Incentive Credits	Avg Performance All CCIs (Points)	Provider Performance (%)*	Possible Points (Weight)	Provider Points Earned
Early EPSDT Medical Visits		100%	2	2.00
Early EPSDT Dental Visits		100%	2	2.00
Permanency Contacts		None Planned	5	
Additional Academic Supports		100%	2	2.00
HS Grad/GED/Prof or Trade Certificate/College		N/A	10/5/5/1	
EYSS Agreement		Not Eligible	5	
Community Connections		0%	4	0.00
Active Agency Accreditation		0%	4	0.00
Staff Clinical Licensure		0%	5	0.00
Behavior Management (threshold = 0)		100%	4	4.00
Incentives Total	7.45			10.00
Maximum total combined incentive credit allowed is 10 points.			Incentives Awarded	10.00

*Performance calculation descriptions can be found in the FY 2020 RBWO PBP Measurements and Standards Guide.

Child Protective Services Investigations and Dispositions

The following investigations data, which is not used for scoring but is considered significant to a provider's performance, is from Georgia SHINES and is not considered final or complete until the end of the fiscal year.

Total Reports:	0
Number Screened In:	0
Number Screened Out:	0
Number Substantiated:	0
Number Unsubstantiated:	0
Number Active CPS Investigations:	0



DHS, DFCS, Office of Provider Management
Performance-Based Placement Measures
RBWO Provider GA+SCORECARD - CCI



Report Quarter: Q3 FY2020

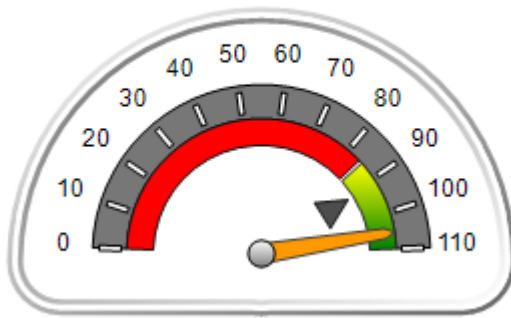
Provider/Program Name: Little Debbie's Second Chance Home, Inc. - Joseph's Ladder (5133) - CCI

411 Rays Road, Stone Mountain, GA 30083	Quarterly Scores (Grades)		Current Quarter Score (Grade)
Phone: 404-296-1311	Q1: 107.89 (A+)	Q2: 102.87 (A+)	105.52% (A+)
Vendor ID# 111817	Q3: 105.52 (A+)	Q4: N/A	
Program Census Information:	# Children in Care During Quarter: 7	# Placements During Quarter: 7	# Children in Care On Last Day: 5

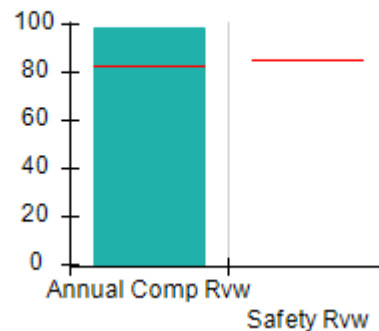
Quarterly Provider Comparisons to All CCIs

▼ — indicates average for all CCIs

Overall Score (%)



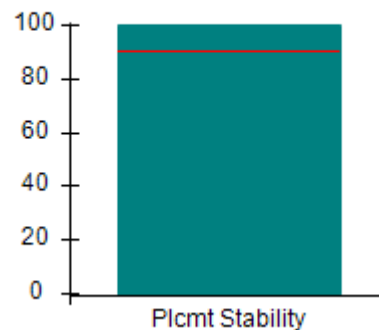
OPM Monitoring Reviews (%)



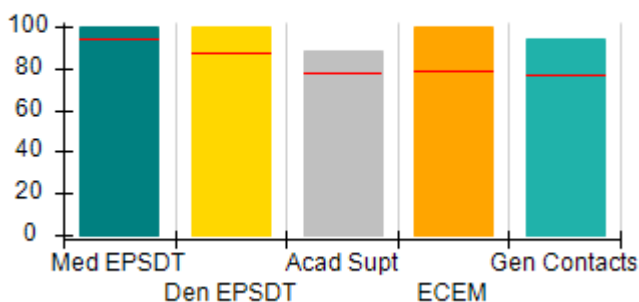
Safety Outcomes (%)



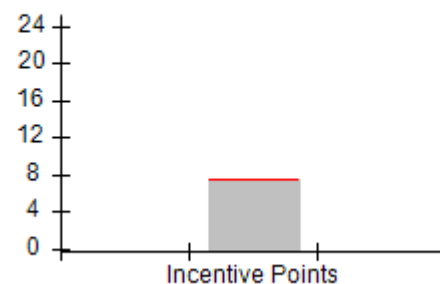
Permanency Outcomes (%)



Well-Being Outcomes (%)



Incentives Earned (Points)





Performance-Based Placement Measures

RBWO Provider GA+SCORECARD - CCI

Report Quarter: Q3 FY2020

Provider/Program Name: Little Debbie's Second Chance Home, Inc. - Joseph's Ladder (5133) - CCI				
411 Rays Road, Stone Mountain, GA 30083		Quarterly Scores (Grades)		Current Quarter Score (Grade)
Phone: 404-296-1311		Q1: 107.89 (A+)	Q2: 102.87 (A+)	105.52% (A+)
Vendor ID# 111817		Q3: 105.52 (A+)	Q4: N/A	
Program Census Information:		# Children in Care During Quarter: 7	# Placements During Quarter: 7	# Children in Care On Last Day: 5
	Avg Performance All CCIs (%)	Provider Performance (%)*	Possible Points (Weight)	Provider Points Earned
OPM Monitoring Reviews				
Annual Comprehensive Reviews	82%	98%	25	24.55
Safety Reviews	85%	Not Yet Conducted		
Monitoring Sub-Total			25	24.55
CCI Safety Outcomes				
Incidence of Maltreatment	0.06%	No Substantiated Reports	10	10.00
Staff Training/Foundations	94%	91%	5	4.55
Staff Safety Checks	86%	100%	5	5.00
Safety Sub-Total			20	19.55
CCI Permanency Outcomes				
Placement Stability	90%	100%	15	15.00
Permanency Sub-Total			15	15.00
CCI Well-Being Outcomes				
EPSDT Medical Visits	94%	100%	4	4.00
EPSDT Dental Visits	88%	100%	4	4.00
Academic Supports	78%	88%	3	2.64
Provider ECEM Visits	79%	100%	7	7.00
Provider General Contacts	77%	94%	7	6.58
Placements with Siblings	35%	Not Eligible	Not Scored	Not Scored
Placements within Legal County	11%	0%	Not Scored	Not Scored
Well-Being Sub-Total			25	24.22
*Performance calculation descriptions can be found in the FY 2020 RBWO PBP Measurements and Standards Guide.				

Monitoring & Outcomes: Possible Points = 85		Points Earned = 83.32	
Score Before Incentives Credit			98.02%
Incentives Awarded			7.50 pts
PBP Verification			N/A pts
Total Score			105.52%



DHS, DFCS, Office of Provider Management
Performance-Based Placement Measures
RBWO Provider GA+SCORECARD - CCI



Report Quarter: Q3 FY2020

Provider/Program Name: Little Debbie's Second Chance Home, Inc. - Joseph's Ladder (5133) - CCI

Program Census Information:		# Children in Care During Quarter: 7	# Placements During Quarter: 7	# Children in Care On Last Day: 5
CCI Incentive Credits	Avg Performance All CCIs (Points)	Provider Performance (%)*	Possible Points (Weight)	Provider Points Earned
Early EPSDT Medical Visits		Not Eligible	2	
Early EPSDT Dental Visits		100%	2	2.00
Permanency Contacts		None Planned	5	
Additional Academic Supports		75%	2	1.50
HS Grad/GED/Prof or Trade Certificate/College		N/A	10/5/5/1	
EYSS Agreement		Not Eligible	5	
Community Connections		0%	4	0.00
Active Agency Accreditation		0%	4	0.00
Staff Clinical Licensure		0%	5	0.00
Behavior Management (threshold = 0)		100%	4	4.00
Incentives Total	7.45			7.50
Maximum total combined incentive credit allowed is 10 points.			Incentives Awarded	7.50

*Performance calculation descriptions can be found in the FY 2020 RBWO PBP Measurements and Standards Guide.

Child Protective Services Investigations and Dispositions

The following investigations data, which is not used for scoring but is considered significant to a provider's performance, is from Georgia SHINES and is not considered final or complete until the end of the fiscal year.

Total Reports:	0
Number Screened In:	0
Number Screened Out:	0
Number Substantiated:	0
Number Unsubstantiated:	0
Number Active CPS Investigations:	0



DHS, DFCS, Office of Provider Management
Performance-Based Placement Measures
RBWO Provider GA+SCORECARD - CCI



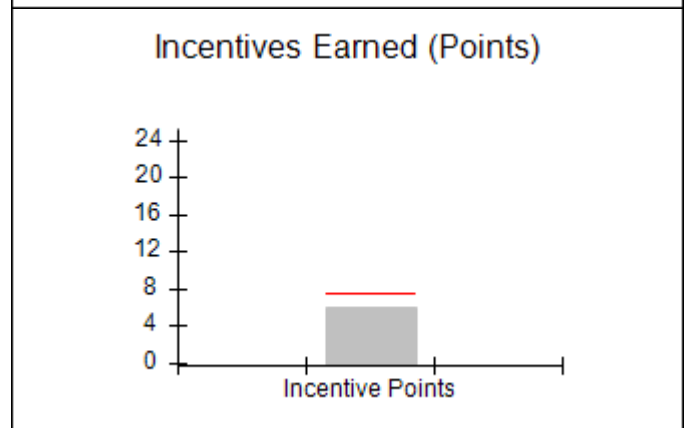
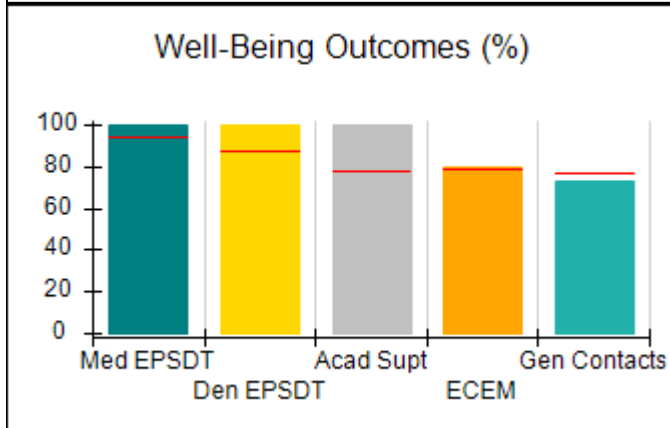
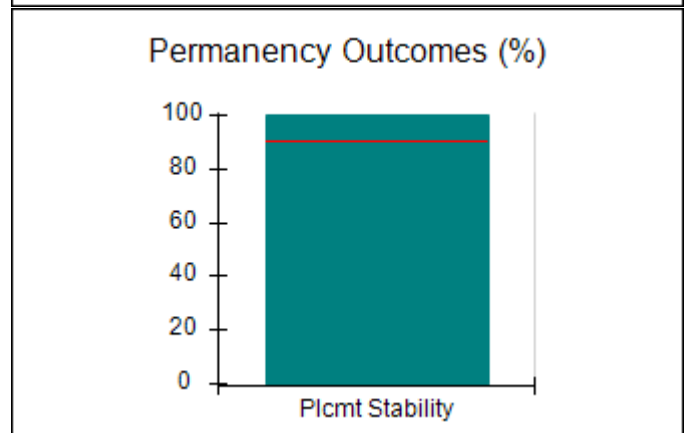
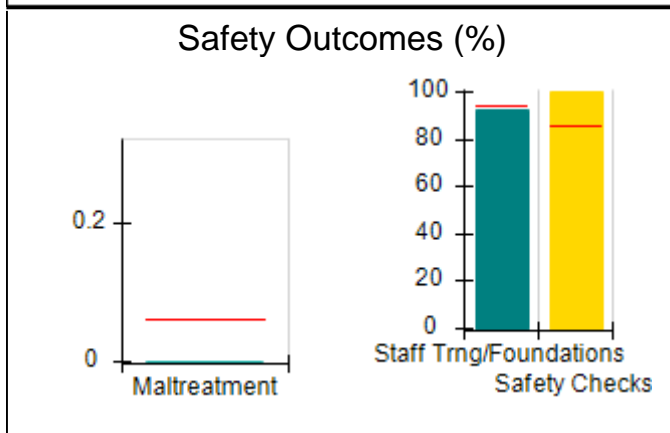
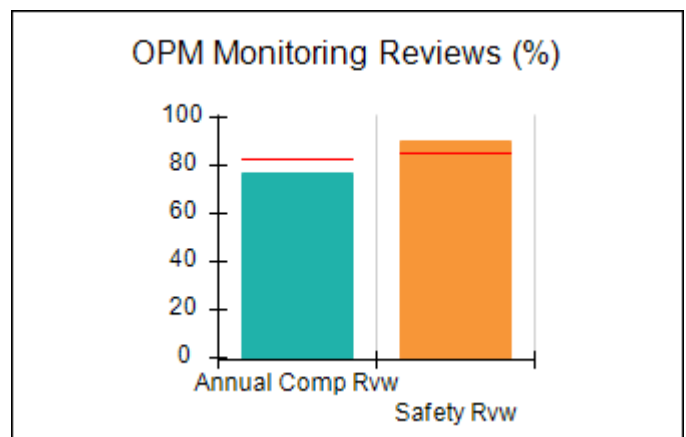
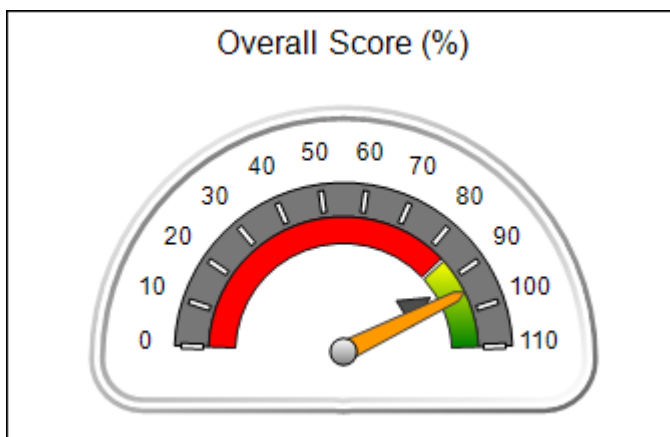
Report Quarter: Q3 FY2020

Provider/Program Name: Little Debbie's Second Chance Home, Inc. - Rocky Run (5228) - CCI

5107 Rocky Run, Stone Mountain, GA 30088	Quarterly Scores (Grades)		Current Quarter Score (Grade)
Phone: 404-296-1311	Q1: 99.50 (A+)	Q2: 95.99 (A)	94.98% (A)
Vendor ID# 144119	Q3: 94.98 (A)	Q4: N/A	
Program Census Information:	# Children in Care During Quarter: 6	# Placements During Quarter: 6	# Children in Care On Last Day: 3

Quarterly Provider Comparisons to All CCIs

▼ — indicates average for all CCIs





Performance-Based Placement Measures

RBWO Provider GA+SCORECARD - CCI

Report Quarter: Q3 FY2020

Provider/Program Name: Little Debbie's Second Chance Home, Inc. - Rocky Run (5228) - CCI

5107 Rocky Run, Stone Mountain, GA 30088		Quarterly Scores (Grades)		Current Quarter Score (Grade)
Phone: 404-296-1311		Q1: 99.50 (A+)	Q2: 95.99 (A)	94.98% (A)
Vendor ID# 144119		Q3: 94.98 (A)	Q4: N/A	
Program Census Information:		# Children in Care During Quarter: 6	# Placements During Quarter: 6	# Children in Care On Last Day: 3
	Avg Performance All CCIs (%)	Provider Performance (%)*	Possible Points (Weight)	Provider Points Earned
OPM Monitoring Reviews				
Annual Comprehensive Reviews	82%	77%	25	19.17
Safety Reviews	85%	90%	15	13.50
Monitoring Sub-Total			40	32.67
CCI Safety Outcomes				
Incidence of Maltreatment	0.06%	No Substantiated Reports	10	10.00
Staff Training/Foundations	94%	92%	5	4.60
Staff Safety Checks	86%	100%	5	5.00
Safety Sub-Total			20	19.60
CCI Permanency Outcomes				
Placement Stability	90%	100%	15	15.00
Permanency Sub-Total			15	15.00
CCI Well-Being Outcomes				
EPSDT Medical Visits	94%	100%	4	4.00
EPSDT Dental Visits	88%	100%	4	4.00
Academic Supports	78%	100%	3	3.00
Provider ECEM Visits	79%	80%	7	5.60
Provider General Contacts	77%	73%	7	5.11
Placements with Siblings	35%	0%	Not Scored	Not Scored
Placements within Legal County	11%	0%	Not Scored	Not Scored
Well-Being Sub-Total			25	21.71

*Performance calculation descriptions can be found in the FY 2020 RBWO PBP Measurements and Standards Guide.

Monitoring & Outcomes: Possible Points = 100		Points Earned = 88.98	
Score Before Incentives Credit			88.98%
Incentives Awarded			6.00 pts
PBP Verification			N/A pts
Total Score			94.98%



DHS, DFCS, Office of Provider Management
Performance-Based Placement Measures
RBWO Provider GA+SCORECARD - CCI



Report Quarter: Q3 FY2020

Provider/Program Name: Little Debbie's Second Chance Home, Inc. - Rocky Run (5228) - CCI

Program Census Information:		# Children in Care During Quarter: 6	# Placements During Quarter: 6	# Children in Care On Last Day: 3
CCI Incentive Credits	Avg Performance All CCIs (Points)	Provider Performance (%)*	Possible Points (Weight)	Provider Points Earned
Early EPSDT Medical Visits		100%	2	2.00
Early EPSDT Dental Visits		Not Eligible	2	
Permanency Contacts		None Planned	5	
Additional Academic Supports		0%	2	0.00
HS Grad/GED/Prof or Trade Certificate/College		N/A	10/5/5/1	
EYSS Agreement		Not Eligible	5	
Community Connections		0%	4	0.00
Active Agency Accreditation		0%	4	0.00
Staff Clinical Licensure		0%	5	0.00
Behavior Management (threshold = 0)		100%	4	4.00
Incentives Total	7.45			6.00
Maximum total combined incentive credit allowed is 10 points.			Incentives Awarded	6.00

*Performance calculation descriptions can be found in the FY 2020 RBWO PBP Measurements and Standards Guide.

Child Protective Services Investigations and Dispositions

The following investigations data, which is not used for scoring but is considered significant to a provider's performance, is from Georgia SHINES and is not considered final or complete until the end of the fiscal year.

Total Reports:	0
Number Screened In:	0
Number Screened Out:	0
Number Substantiated:	0
Number Unsubstantiated:	0
Number Active CPS Investigations:	0



DHS, DFCS, Office of Provider Management

Performance-Based Placement Measures

RBWO Provider GA+SCORECARD - CCI



Report Quarter: Q3 FY2020

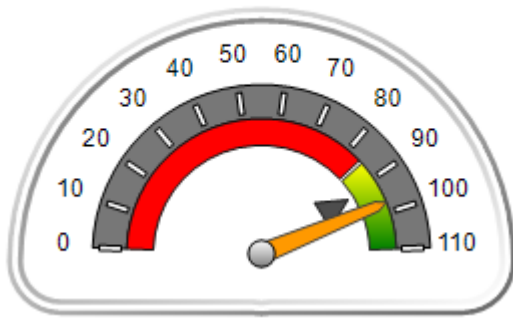
Provider/Program Name: Little Debbie's Second Chance Home, Inc. - The Cove Maternity Home (5139) - CCI

2046 Stablewood Cove , Lithonia, GA 30058	Quarterly Scores (Grades)		Current Quarter Score (Grade)
Phone: 770-609-6380	Q1: 101.23 (A+)	Q2: 98.23 (A+)	97.37% (A+)
Vendor ID# 114774	Q3: 97.37 (A+)	Q4: N/A	
Program Census Information:	# Children in Care During Quarter: 4	# Placements During Quarter: 4	# Children in Care On Last Day: 4

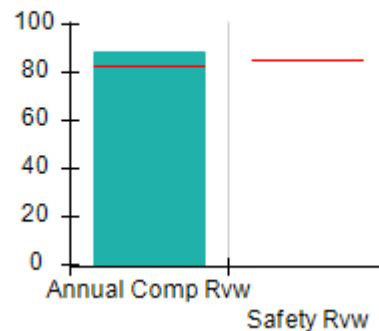
Quarterly Provider Comparisons to All CCIs

▼ — indicates average for all CCIs

Overall Score (%)



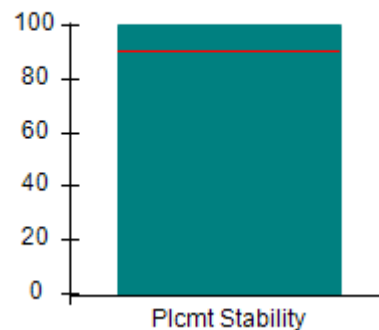
OPM Monitoring Reviews (%)



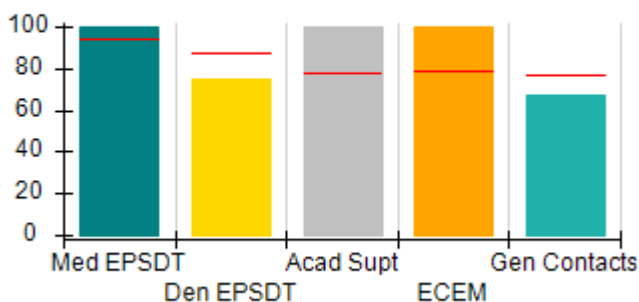
Safety Outcomes (%)



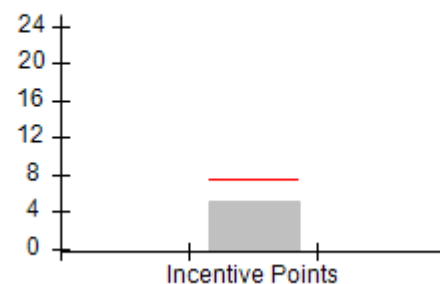
Permanency Outcomes (%)



Well-Being Outcomes (%)



Incentives Earned (Points)





Performance-Based Placement Measures
RBWO Provider GA+SCORECARD - CCI

Report Quarter: Q3 FY2020

Provider/Program Name: Little Debbie's Second Chance Home, Inc. - The Cove Maternity Home (5139) - CCI

2046 Stablewood Cove , Lithonia, GA 30058		Quarterly Scores (Grades)		Current Quarter Score (Grade)
Phone: 770-609-6380		Q1: 101.23 (A+)	Q2: 98.23 (A+)	97.37% (A+)
Vendor ID# 114774		Q3: 97.37 (A+)	Q4: N/A	
Program Census Information:		# Children in Care During Quarter: 4	# Placements During Quarter: 4	# Children in Care On Last Day: 4
	Avg Performance All CCIs (%)	Provider Performance (%)*	Possible Points (Weight)	Provider Points Earned
OPM Monitoring Reviews				
Annual Comprehensive Reviews	82%	89%	25	22.23
Safety Reviews	85%	Not Yet Conducted		
Monitoring Sub-Total			25	22.23
CCI Safety Outcomes				
Incidence of Maltreatment	0.06%	No Substantiated Reports	10	10.00
Staff Training/Foundations	94%	92%	5	4.60
Staff Safety Checks	86%	100%	5	5.00
Safety Sub-Total			20	19.60
CCI Permanency Outcomes				
Placement Stability	90%	100%	15	15.00
Permanency Sub-Total			15	15.00
CCI Well-Being Outcomes				
EPSDT Medical Visits	94%	100%	4	4.00
EPSDT Dental Visits	88%	75%	4	3.00
Academic Supports	78%	100%	3	3.00
Provider ECEM Visits	79%	100%	7	7.00
Provider General Contacts	77%	67%	7	4.69
Placements with Siblings	35%	Not Eligible	Not Scored	Not Scored
Placements within Legal County	11%	Not Eligible	Not Scored	Not Scored
Well-Being Sub-Total			25	21.69

*Performance calculation descriptions can be found in the FY 2020 RBWO PBP Measurements and Standards Guide.

Monitoring & Outcomes: Possible Points = 85		Points Earned = 78.52	
Score Before Incentives Credit			92.37%
Incentives Awarded			5.00 pts
PBP Verification			N/A pts
Total Score			97.37%



DHS, DFCS, Office of Provider Management
Performance-Based Placement Measures
RBWO Provider GA+SCORECARD - CCI



Report Quarter: Q3 FY2020

Provider/Program Name: Little Debbie's Second Chance Home, Inc. - The Cove Maternity Home (5139) - CCI

Program Census Information:		# Children in Care During Quarter: 4	# Placements During Quarter: 4	# Children in Care On Last Day: 4
CCI Incentive Credits	Avg Performance All CCIs (Points)	Provider Performance (%)*	Possible Points (Weight)	Provider Points Earned
Early EPSDT Medical Visits		Not Eligible	2	
Early EPSDT Dental Visits		50%	2	1.00
Permanency Contacts		None Planned	5	
Additional Academic Supports		0%	2	0.00
HS Grad/GED/Prof or Trade Certificate/College		N/A	10/5/5/1	
EYSS Agreement		Not Eligible	5	
Community Connections		0%	4	0.00
Active Agency Accreditation		0%	4	0.00
Staff Clinical Licensure		0%	5	0.00
Behavior Management (threshold = 0)		100%	4	4.00
Incentives Total	7.45			5.00
Maximum total combined incentive credit allowed is 10 points.			Incentives Awarded	5.00

*Performance calculation descriptions can be found in the FY 2020 RBWO PBP Measurements and Standards Guide.

Child Protective Services Investigations and Dispositions

The following investigations data, which is not used for scoring but is considered significant to a provider's performance, is from Georgia SHINES and is not considered final or complete until the end of the fiscal year.

Total Reports:	0
Number Screened In:	0
Number Screened Out:	0
Number Substantiated:	0
Number Unsubstantiated:	0
Number Active CPS Investigations:	0



Performance-Based Placement Measures

RBWO Provider GA+SCORECARD - CCI

Report Quarter: Q3 FY2020

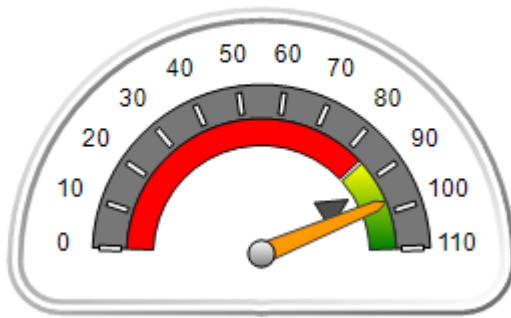
Provider/Program Name: Macedonia Christian Ministries Inc. - dba Camp David Vision of Hope (5318) - CCI

585 Macedonia Church Rd., Hamilton, GA 31811	Quarterly Scores (Grades)		Current Quarter Score (Grade)
Phone: 706-628-8934	Q1: 89.49 (B+)	Q2: 94.71 (A)	97.20% (A+)
Vendor ID# 138557	Q3: 97.20 (A+)	Q4: N/A	
Program Census Information:	# Children in Care During Quarter: 7	# Placements During Quarter: 7	# Children in Care On Last Day: 7

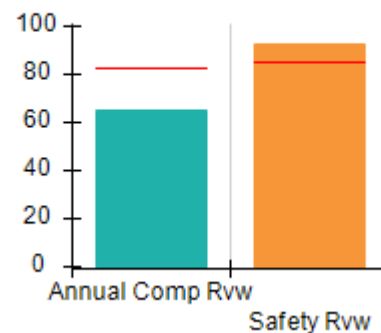
Quarterly Provider Comparisons to All CCIs

indicates average for all CCIs

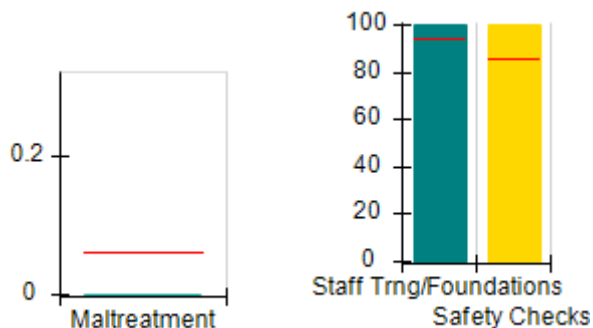
Overall Score (%)



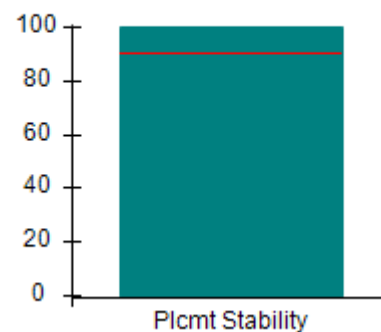
OPM Monitoring Reviews (%)



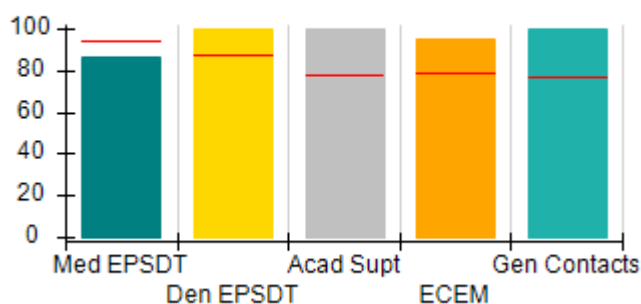
Safety Outcomes (%)



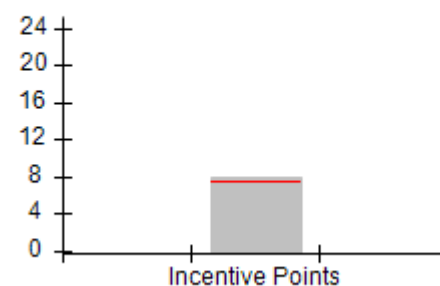
Permanency Outcomes (%)



Well-Being Outcomes (%)



Incentives Earned (Points)





Performance-Based Placement Measures

RBWO Provider GA+SCORECARD - CCI

Report Quarter: Q3 FY2020

Provider/Program Name: Macedonia Christian Ministries Inc. - dba Camp David Vision of Hope (5318) - CCI

585 Macedonia Church Rd., Hamilton, GA 31811		Quarterly Scores (Grades)		Current Quarter Score (Grade)
Phone: 706-628-8934		Q1: 89.49 (B+)	Q2: 94.71 (A)	97.20% (A+)
Vendor ID# 138557		Q3: 97.20 (A+)	Q4: N/A	
Program Census Information:		# Children in Care During Quarter: 7	# Placements During Quarter: 7	# Children in Care On Last Day: 7
	Avg Performance All CCIs (%)	Provider Performance (%)*	Possible Points (Weight)	Provider Points Earned
OPM Monitoring Reviews				
Annual Comprehensive Reviews	82%	65%	25	16.23
Safety Reviews	85%	93%	15	13.88
Monitoring Sub-Total			40	30.11
CCI Safety Outcomes				
Incidence of Maltreatment	0.06%	No Substantiated Reports	10	10.00
Staff Training/Foundations	94%	100%	5	5.00
Staff Safety Checks	86%	100%	5	5.00
Safety Sub-Total			20	20.00
CCI Permanency Outcomes				
Placement Stability	90%	100%	15	15.00
Permanency Sub-Total			15	15.00
CCI Well-Being Outcomes				
EPSDT Medical Visits	94%	86%	4	3.44
EPSDT Dental Visits	88%	100%	4	4.00
Academic Supports	78%	100%	3	3.00
Provider ECEM Visits	79%	95%	7	6.65
Provider General Contacts	77%	100%	7	7.00
Placements with Siblings	35%	0%	Not Scored	Not Scored
Placements within Legal County	11%	Not Eligible	Not Scored	Not Scored
Well-Being Sub-Total			25	24.09

*Performance calculation descriptions can be found in the FY 2020 RBWO PBP Measurements and Standards Guide.

Monitoring & Outcomes: Possible Points = 100		Points Earned = 89.20	
Score Before Incentives Credit			89.20%
Incentives Awarded			8.00 pts
PBP Verification			N/A pts
Total Score			97.20%



DHS, DFCS, Office of Provider Management
Performance-Based Placement Measures
RBWO Provider GA+SCORECARD - CCI



Report Quarter: Q3 FY2020

Provider/Program Name: Macedonia Christian Ministries Inc. - dba Camp David Vision of Hope (5318) - CCI

Program Census Information:		# Children in Care During Quarter: 7	# Placements During Quarter: 7	# Children in Care On Last Day: 7
CCI Incentive Credits	Avg Performance All CCIs (Points)	Provider Performance (%)*	Possible Points (Weight)	Provider Points Earned
Early EPSDT Medical Visits		0%	2	0.00
Early EPSDT Dental Visits		100%	2	2.00
Permanency Contacts		None Planned	5	
Additional Academic Supports		100%	2	2.00
HS Grad/GED/Prof or Trade Certificate/College		N/A	10/5/5/1	
EYSS Agreement		Not Eligible	5	
Community Connections		0%	4	0.00
Active Agency Accreditation		0%	4	0.00
Staff Clinical Licensure		0%	5	0.00
Behavior Management (threshold = 0)		100%	4	4.00
Incentives Total	7.45			8.00
Maximum total combined incentive credit allowed is 10 points.			Incentives Awarded	8.00

*Performance calculation descriptions can be found in the FY 2020 RBWO PBP Measurements and Standards Guide.

Child Protective Services Investigations and Dispositions

The following investigations data, which is not used for scoring but is considered significant to a provider's performance, is from Georgia SHINES and is not considered final or complete until the end of the fiscal year.

Total Reports:	0
Number Screened In:	0
Number Screened Out:	0
Number Substantiated:	0
Number Unsubstantiated:	0
Number Active CPS Investigations:	0

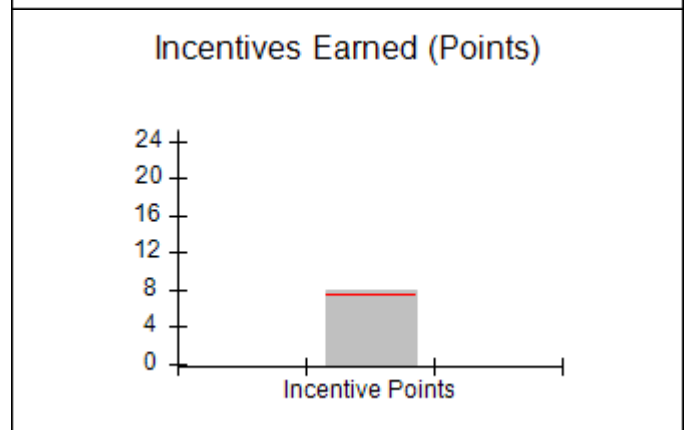
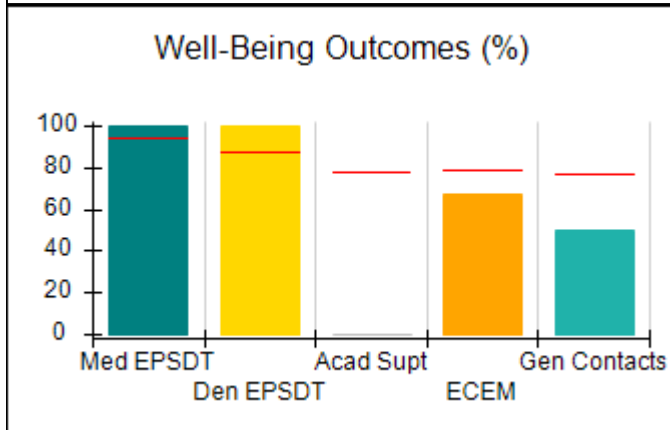
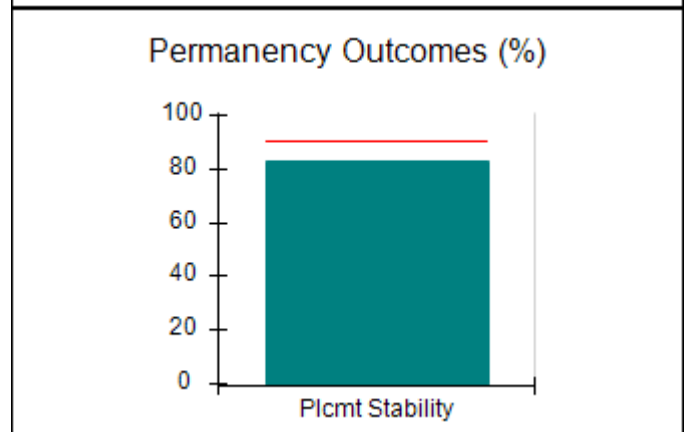
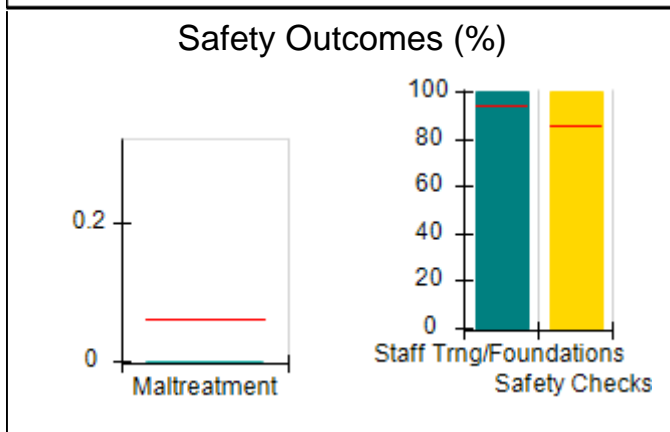
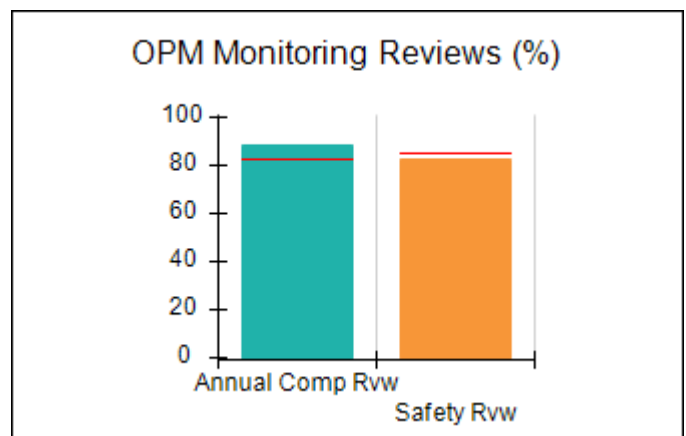
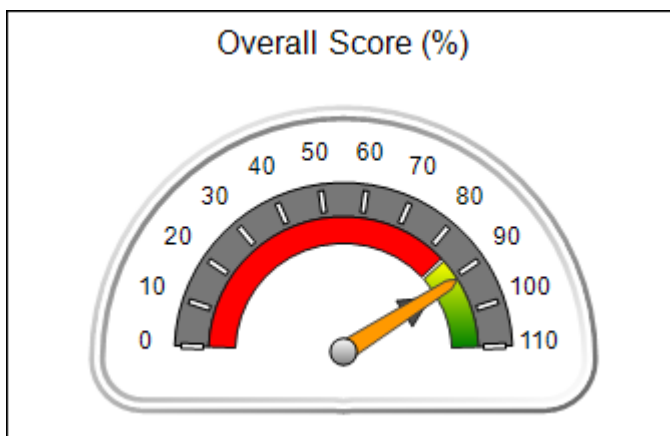


DHS, DFCS, Office of Provider Management
Performance-Based Placement Measures
RBWO Provider GA+SCORECARD - CCI
Report Quarter: Q3 FY2020



Provider/Program Name: Marcella's Community Safe House - (5173) - CCI			
1286 Shuman Road, Statesboro, GA 30461	Quarterly Scores (Grades)		Current Quarter Score (Grade)
Phone: 912-587-9560	Q1: 90.36 (A-)	Q2: 81.36 (B-)	91.07% (A-)
Vendor ID# 121477	Q3: 91.07 (A-)	Q4: N/A	
Program Census Information:	# Children in Care During Quarter: 12	# Placements During Quarter: 12	# Children in Care On Last Day: 5
Quarterly Provider Comparisons to All CCIs			

▼ — indicates average for all CCIs





DHS, DFCS, Office of Provider Management
Performance-Based Placement Measures
RBWO Provider GA+SCORECARD - CCI
 Report Quarter: Q3 FY2020



Provider/Program Name: Marcella's Community Safe House - (5173) - CCI				
1286 Shuman Road, Statesboro, GA 30461		Quarterly Scores (Grades)		Current Quarter Score (Grade)
Phone: 912-587-9560		Q1: 90.36 (A-)	Q2: 81.36 (B-)	91.07% (A-)
Vendor ID# 121477		Q3: 91.07 (A-)	Q4: N/A	
Program Census Information:		# Children in Care During Quarter: 12	# Placements During Quarter: 12	# Children in Care On Last Day: 5
	Avg Performance All CCIs (%)	Provider Performance (%)*	Possible Points (Weight)	Provider Points Earned
OPM Monitoring Reviews				
Annual Comprehensive Reviews	82%	88%	25	22.06
Safety Reviews	85%	83%	15	12.38
Monitoring Sub-Total			40	34.43
CCI Safety Outcomes				
Incidence of Maltreatment	0.06%	No Substantiated Reports	10	10.00
Staff Training/Foundations	94%	100%	5	5.00
Staff Safety Checks	86%	100%	5	5.00
Safety Sub-Total			20	20.00
CCI Permanency Outcomes				
Placement Stability	90%	83%	15	12.45
Permanency Sub-Total			15	12.45
CCI Well-Being Outcomes				
EPSDT Medical Visits	94%	100%	4	4.00
EPSDT Dental Visits	88%	100%	4	4.00
Academic Supports	78%	0%	3	0.00
Provider ECEM Visits	79%	67%	7	4.69
Provider General Contacts	77%	50%	7	3.50
Placements with Siblings	35%	Not Eligible	Not Scored	Not Scored
Placements within Legal County	11%	0%	Not Scored	Not Scored
Well-Being Sub-Total			25	16.19
*Performance calculation descriptions can be found in the FY 2020 RBWO PBP Measurements and Standards Guide.				

Monitoring & Outcomes: Possible Points = 100		Points Earned = 83.07	
Score Before Incentives Credit			83.07%
Incentives Awarded			8.00 pts
PBP Verification			N/A pts
Total Score			91.07%



DHS, DFCS, Office of Provider Management
Performance-Based Placement Measures
RBWO Provider GA+SCORECARD - CCI
Report Quarter: Q3 FY2020



Provider/Program Name: Marcella's Community Safe House - (5173) - CCI

Program Census Information:		# Children in Care During Quarter: 12	# Placements During Quarter: 12	# Children in Care On Last Day: 5
CCI Incentive Credits	Avg Performance All CCIs (Points)	Provider Performance (%)*	Possible Points (Weight)	Provider Points Earned
Early EPSDT Medical Visits		100%	2	2.00
Early EPSDT Dental Visits		100%	2	2.00
Permanency Contacts		0%	5	0.00
Additional Academic Supports		0%	2	0.00
HS Grad/GED/Prof or Trade Certificate/College		N/A	10/5/5/1	
EYSS Agreement		Not Eligible	5	
Community Connections		Not Eligible	4	
Active Agency Accreditation		0%	4	0.00
Staff Clinical Licensure		0%	5	0.00
Behavior Management (threshold = 0)		100%	4	4.00
Incentives Total	7.45			8.00
Maximum total combined incentive credit allowed is 10 points.			Incentives Awarded	8.00

*Performance calculation descriptions can be found in the FY 2020 RBWO PBP Measurements and Standards Guide.

Child Protective Services Investigations and Dispositions

The following investigations data, which is not used for scoring but is considered significant to a provider's performance, is from Georgia SHINES and is not considered final or complete until the end of the fiscal year.

Total Reports:	0
Number Screened In:	0
Number Screened Out:	0
Number Substantiated:	0
Number Unsubstantiated:	0
Number Active CPS Investigations:	0

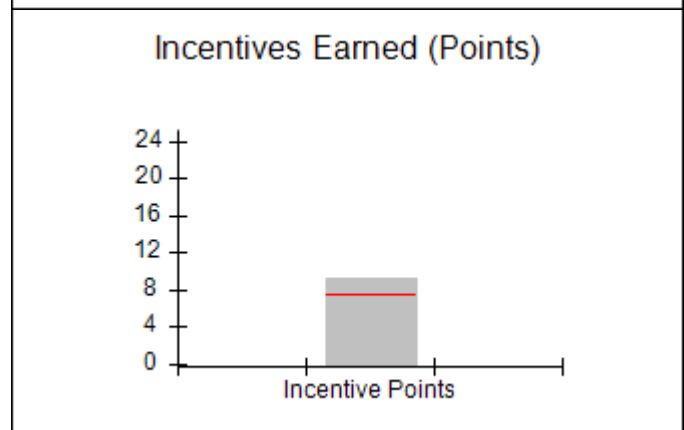
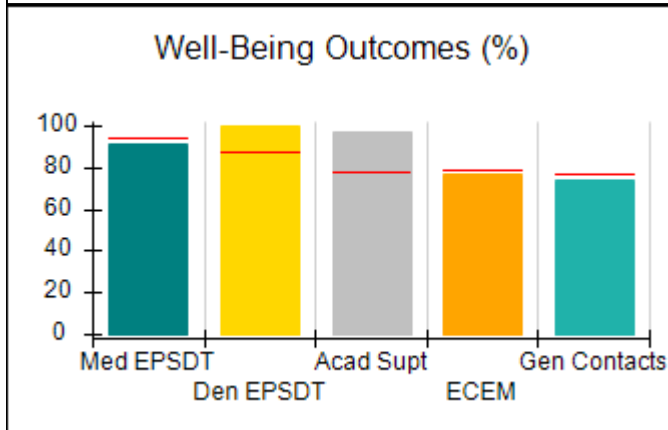
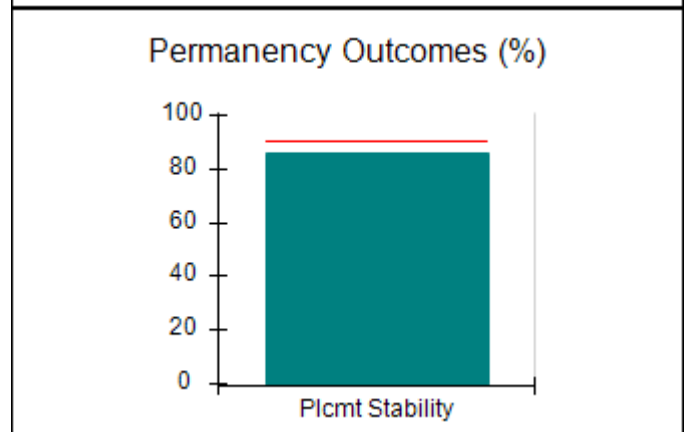
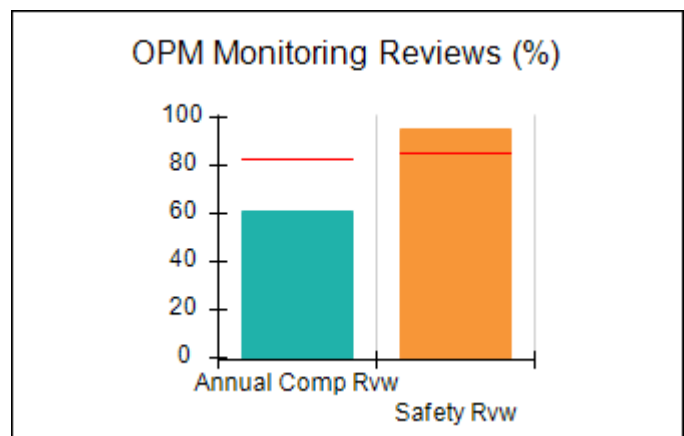
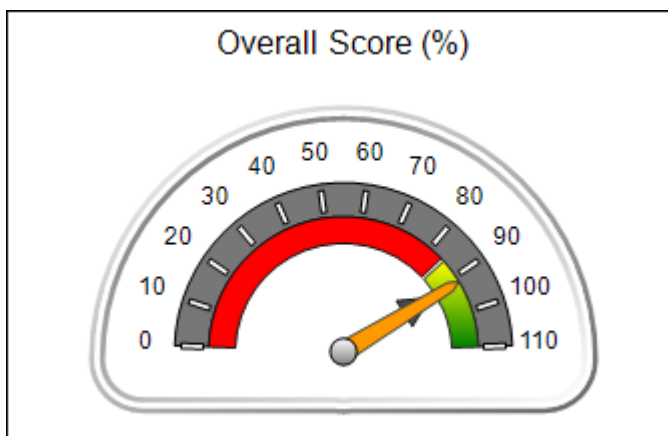


DHS, DFCS, Office of Provider Management
Performance-Based Placement Measures
RBWO Provider GA+SCORECARD - CCI
Report Quarter: Q3 FY2020



Provider/Program Name: Mentoring Youth Services - 1st Avenue (5122) - CCI			
2700 1st Avenue, Columbus, GA 31904	Quarterly Scores (Grades)		Current Quarter Score (Grade)
Phone: 706-441-8018	Q1: 94.51 (A)	Q2: 90.54 (A-)	91.75% (A-)
Vendor ID# 91958	Q3: 91.75 (A-)	Q4: N/A	
Program Census Information:	# Children in Care During Quarter: 21	# Placements During Quarter: 21	# Children in Care On Last Day: 10
Quarterly Provider Comparisons to All CCIs			

▼ — indicates average for all CCIs





DHS, DFCS, Office of Provider Management
Performance-Based Placement Measures
RBWO Provider GA+SCORECARD - CCI
 Report Quarter: Q3 FY2020



Provider/Program Name: Mentoring Youth Services - 1st Avenue (5122) - CCI				
2700 1st Avenue, Columbus, GA 31904		Quarterly Scores (Grades)		Current Quarter Score (Grade)
Phone: 706-441-8018		Q1: 94.51 (A)	Q2: 90.54 (A-)	91.75% (A-)
Vendor ID# 91958		Q3: 91.75 (A-)	Q4: N/A	
Program Census Information:		# Children in Care During Quarter: 21	# Placements During Quarter: 21	# Children in Care On Last Day: 10
	Avg Performance All CCIs (%)	Provider Performance (%)*	Possible Points (Weight)	Provider Points Earned
OPM Monitoring Reviews				
Annual Comprehensive Reviews	82%	61%	25	15.27
Safety Reviews	85%	95%	15	14.25
Monitoring Sub-Total			40	29.52
CCI Safety Outcomes				
Incidence of Maltreatment	0.06%	No Substantiated Reports	10	10.00
Staff Training/Foundations	94%	100%	5	5.00
Staff Safety Checks	86%	81%	5	4.05
Safety Sub-Total			20	19.05
CCI Permanency Outcomes				
Placement Stability	90%	86%	15	12.90
Permanency Sub-Total			15	12.90
CCI Well-Being Outcomes				
EPSDT Medical Visits	94%	91%	4	3.64
EPSDT Dental Visits	88%	100%	4	4.00
Academic Supports	78%	97%	3	2.91
Provider ECEM Visits	79%	77%	7	5.39
Provider General Contacts	77%	74%	7	5.18
Placements with Siblings	35%	0%	Not Scored	Not Scored
Placements within Legal County	11%	0%	Not Scored	Not Scored
Well-Being Sub-Total			25	21.12
*Performance calculation descriptions can be found in the FY 2020 RBWO PBP Measurements and Standards Guide.				

Monitoring & Outcomes: Possible Points = 100		Points Earned = 82.59	
Score Before Incentives Credit			82.59%
Incentives Awarded			9.16 pts
PBP Verification			N/A pts
Total Score			91.75%



DHS, DFCS, Office of Provider Management
Performance-Based Placement Measures
RBWO Provider GA+SCORECARD - CCI
Report Quarter: Q3 FY2020



Provider/Program Name: Mentoring Youth Services - 1st Avenue (5122) - CCI

Program Census Information:		# Children in Care During Quarter: 21	# Placements During Quarter: 21	# Children in Care On Last Day: 10
CCI Incentive Credits	Avg Performance All CCIs (Points)	Provider Performance (%)*	Possible Points (Weight)	Provider Points Earned
Early EPSDT Medical Visits		75%	2	1.50
Early EPSDT Dental Visits		100%	2	2.00
Permanency Contacts		None Planned	5	
Additional Academic Supports		83%	2	1.66
HS Grad/GED/Prof or Trade Certificate/College		N/A	10/5/5/1	
EYSS Agreement		0%	5	0.00
Community Connections		0%	4	0.00
Active Agency Accreditation		0%	4	0.00
Staff Clinical Licensure		0%	5	0.00
Behavior Management (threshold = 0)		100%	4	4.00
Incentives Total	7.45			9.16
Maximum total combined incentive credit allowed is 10 points.			Incentives Awarded	9.16

*Performance calculation descriptions can be found in the FY 2020 RBWO PBP Measurements and Standards Guide.

Child Protective Services Investigations and Dispositions

The following investigations data, which is not used for scoring but is considered significant to a provider's performance, is from Georgia SHINES and is not considered final or complete until the end of the fiscal year.

Total Reports:	4
Number Screened In:	2
Number Screened Out:	2
Number Substantiated:	0
Number Unsubstantiated:	1
Number Active CPS Investigations:	1

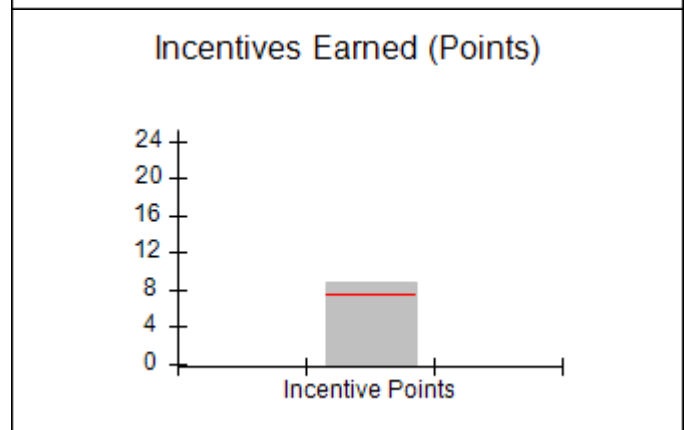
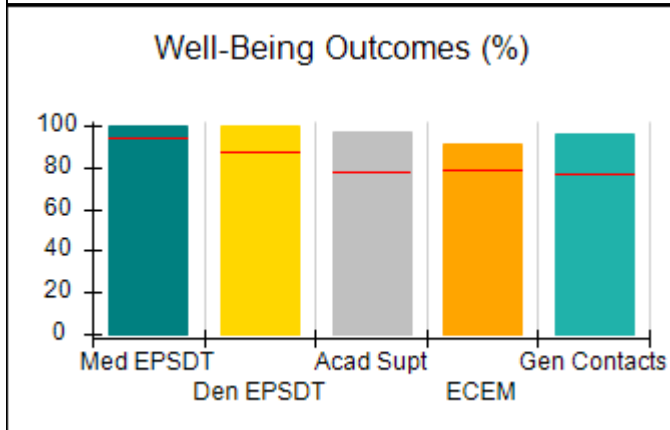
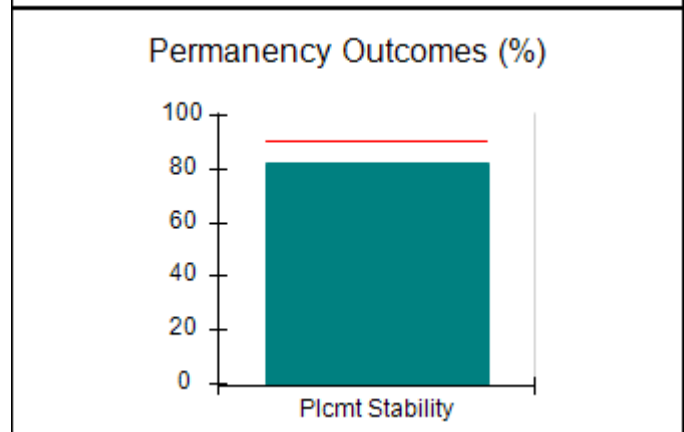
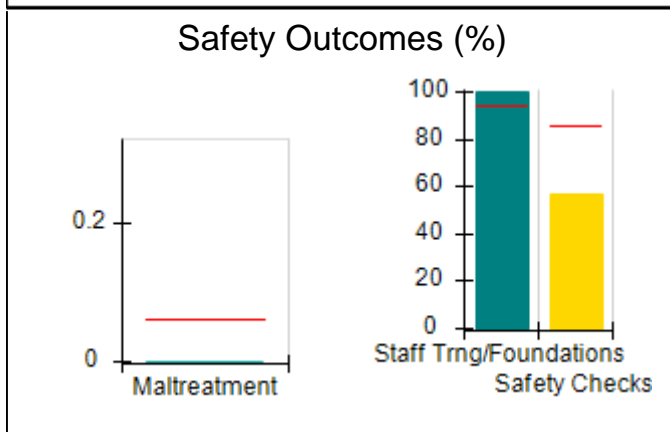
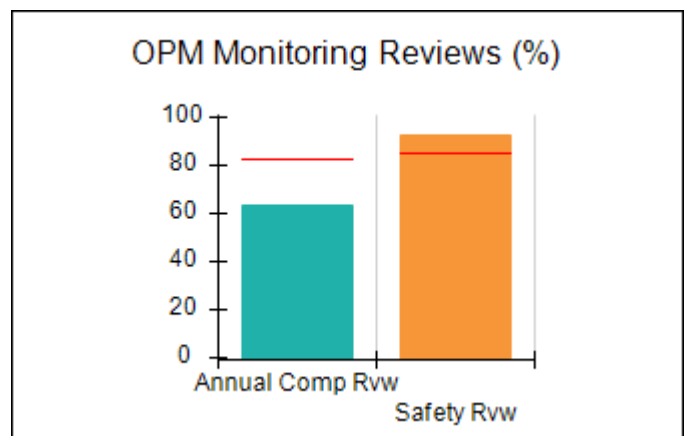
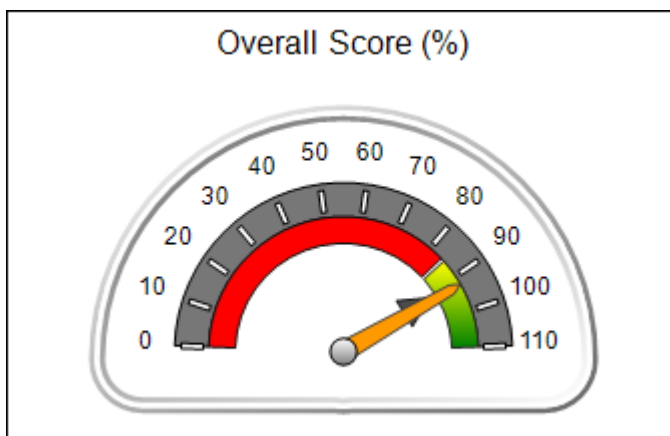


DHS, DFCS, Office of Provider Management
Performance-Based Placement Measures
RBWO Provider GA+SCORECARD - CCI
Report Quarter: Q3 FY2020



Provider/Program Name: Mentoring Youth Services - 6th Avenue (5226) - CCI			
2021 6th Avenue, Columbus, GA 31904	Quarterly Scores (Grades)		Current Quarter Score (Grade)
Phone: 706-984-8636	Q1: 87.55 (B+)	Q2: 94.44 (A)	92.60% (A-)
Vendor ID# 118388	Q3: 92.60 (A-)	Q4: N/A	
Program Census Information:	# Children in Care During Quarter: 17	# Placements During Quarter: 18	# Children in Care On Last Day: 9
Quarterly Provider Comparisons to All CCIs			

▼ — indicates average for all CCIs





DHS, DFCS, Office of Provider Management
Performance-Based Placement Measures
RBWO Provider GA+SCORECARD - CCI
 Report Quarter: Q3 FY2020



Provider/Program Name: Mentoring Youth Services - 6th Avenue (5226) - CCI				
2021 6th Avenue, Columbus, GA 31904		Quarterly Scores (Grades)		Current Quarter Score (Grade)
Phone: 706-984-8636		Q1: 87.55 (B+)	Q2: 94.44 (A)	92.60% (A-)
Vendor ID# 118388		Q3: 92.60 (A-)	Q4: N/A	
Program Census Information:		# Children in Care During Quarter: 17	# Placements During Quarter: 18	# Children in Care On Last Day: 9
	Avg Performance All CCIs (%)	Provider Performance (%)*	Possible Points (Weight)	Provider Points Earned
OPM Monitoring Reviews				
Annual Comprehensive Reviews	82%	63%	25	15.77
Safety Reviews	85%	93%	15	13.88
Monitoring Sub-Total			40	29.65
CCI Safety Outcomes				
Incidence of Maltreatment	0.06%	No Substantiated Reports	10	10.00
Staff Training/Foundations	94%	100%	5	5.00
Staff Safety Checks	86%	57%	5	2.85
Safety Sub-Total			20	17.85
CCI Permanency Outcomes				
Placement Stability	90%	82%	15	12.30
Permanency Sub-Total			15	12.30
CCI Well-Being Outcomes				
EPSDT Medical Visits	94%	100%	4	4.00
EPSDT Dental Visits	88%	100%	4	4.00
Academic Supports	78%	97%	3	2.91
Provider ECEM Visits	79%	91%	7	6.37
Provider General Contacts	77%	96%	7	6.72
Placements with Siblings	35%	0%	Not Scored	Not Scored
Placements within Legal County	11%	0%	Not Scored	Not Scored
Well-Being Sub-Total			25	24.00
*Performance calculation descriptions can be found in the FY 2020 RBWO PBP Measurements and Standards Guide.				

Monitoring & Outcomes: Possible Points = 100		Points Earned = 83.80	
Score Before Incentives Credit			83.80%
Incentives Awarded			8.80 pts
PBP Verification			N/A pts
Total Score			92.60%



DHS, DFCS, Office of Provider Management
Performance-Based Placement Measures
RBWO Provider GA+SCORECARD - CCI
Report Quarter: Q3 FY2020



Provider/Program Name: Mentoring Youth Services - 6th Avenue (5226) - CCI

Program Census Information:		# Children in Care During Quarter: 17	# Placements During Quarter: 18	# Children in Care On Last Day: 9
CCI Incentive Credits	Avg Performance All CCIs (Points)	Provider Performance (%)*	Possible Points (Weight)	Provider Points Earned
Early EPSDT Medical Visits		100%	2	2.00
Early EPSDT Dental Visits		50%	2	1.00
Permanency Contacts		None Planned	5	
Additional Academic Supports		90%	2	1.80
HS Grad/GED/Prof or Trade Certificate/College		N/A	10/5/5/1	
EYSS Agreement		0%	5	0.00
Community Connections		0%	4	0.00
Active Agency Accreditation		0%	4	0.00
Staff Clinical Licensure		0%	5	0.00
Behavior Management (threshold = 0)		100%	4	4.00
Incentives Total	7.45			8.80
Maximum total combined incentive credit allowed is 10 points.			Incentives Awarded	8.80

*Performance calculation descriptions can be found in the FY 2020 RBWO PBP Measurements and Standards Guide.

Child Protective Services Investigations and Dispositions

The following investigations data, which is not used for scoring but is considered significant to a provider's performance, is from Georgia SHINES and is not considered final or complete until the end of the fiscal year.

Total Reports:	1
Number Screened In:	0
Number Screened Out:	1
Number Substantiated:	0
Number Unsubstantiated:	0
Number Active CPS Investigations:	0

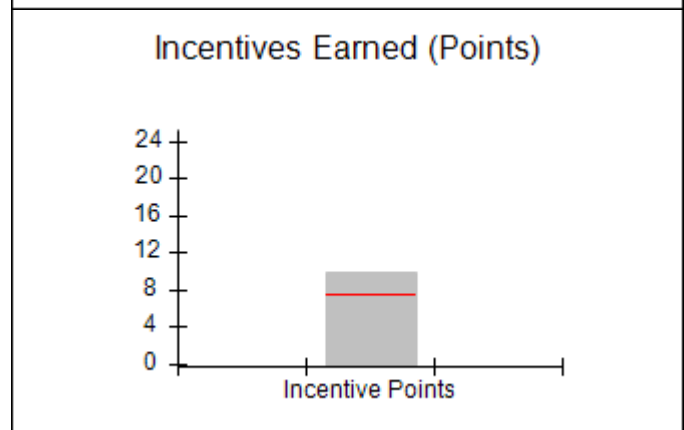
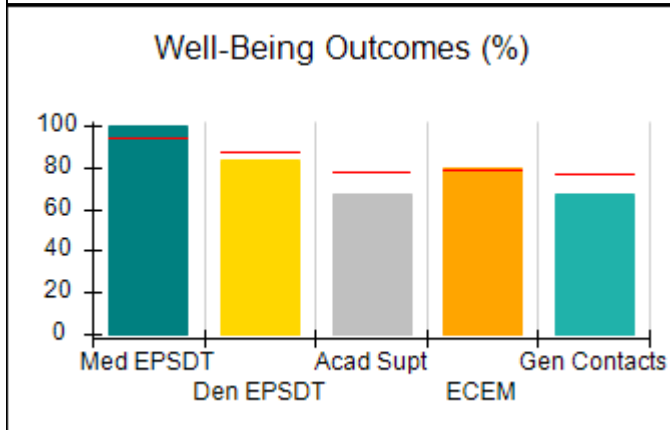
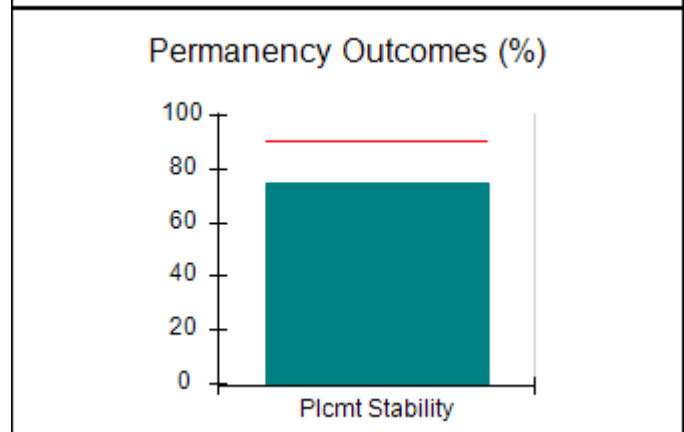
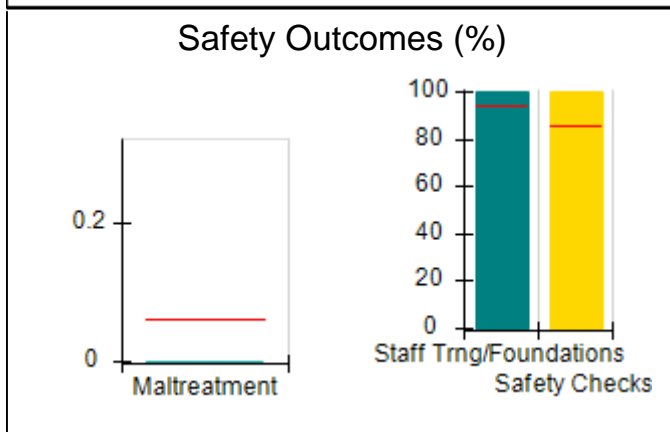
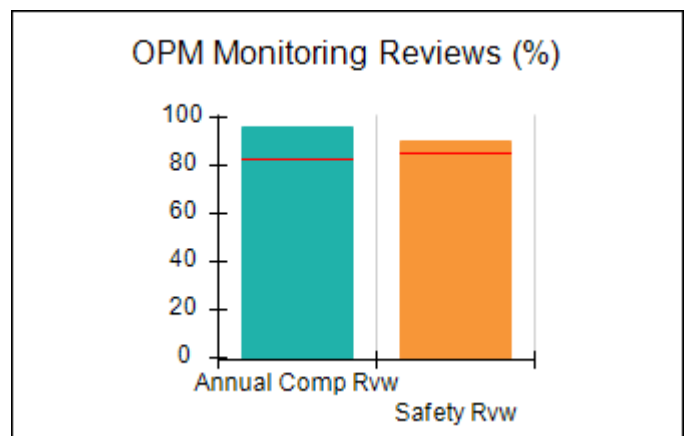
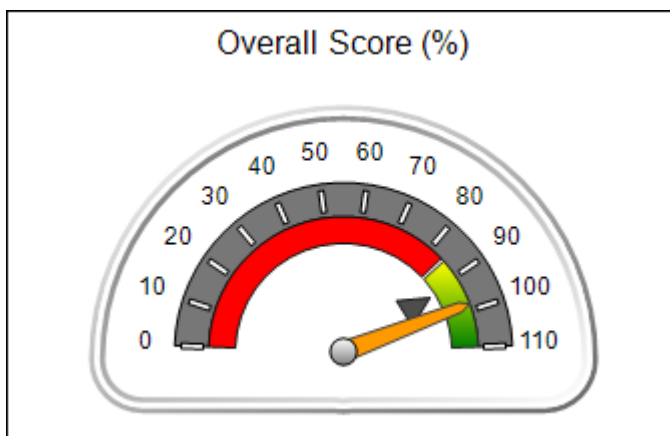


DHS, DFCS, Office of Provider Management
Performance-Based Placement Measures
RBWO Provider GA+SCORECARD - CCI
Report Quarter: Q3 FY2020



Provider/Program Name: Methodist Home for Children & Youth - Arabella (1016) - CCI			
9308 GA Hwy 85, Waverly Hall, GA 31831	Quarterly Scores (Grades)		Current Quarter Score (Grade)
Phone: 706-582-3843	Q1: 98.24 (A+)	Q2: 100.41 (A+)	98.27% (A+)
Vendor ID# 71217	Q3: 98.27 (A+)	Q4: N/A	
Program Census Information:	# Children in Care During Quarter: 12	# Placements During Quarter: 12	# Children in Care On Last Day: 5
Quarterly Provider Comparisons to All CCIs			

▼ — indicates average for all CCIs





Performance-Based Placement Measures

RBWO Provider GA+SCORECARD - CCI

Report Quarter: Q3 FY2020

Provider/Program Name: Methodist Home for Children & Youth - Arabella (1016) - CCI				
9308 GA Hwy 85, Waverly Hall, GA 31831		Quarterly Scores (Grades)		Current Quarter Score (Grade)
Phone: 706-582-3843		Q1: 98.24 (A+)	Q2: 100.41 (A+)	98.27% (A+)
Vendor ID# 71217		Q3: 98.27 (A+)	Q4: N/A	
Program Census Information:		# Children in Care During Quarter: 12	# Placements During Quarter: 12	# Children in Care On Last Day: 5
	Avg Performance All CCIs (%)	Provider Performance (%)*	Possible Points (Weight)	Provider Points Earned
OPM Monitoring Reviews				
Annual Comprehensive Reviews	82%	96%	25	24.00
Safety Reviews	85%	90%	15	13.50
Monitoring Sub-Total			40	37.50
CCI Safety Outcomes				
Incidence of Maltreatment	0.06%	No Substantiated Reports	10	10.00
Staff Training/Foundations	94%	100%	5	5.00
Staff Safety Checks	86%	100%	5	5.00
Safety Sub-Total			20	20.00
CCI Permanency Outcomes				
Placement Stability	90%	75%	15	11.25
Permanency Sub-Total			15	11.25
CCI Well-Being Outcomes				
EPSDT Medical Visits	94%	100%	4	4.00
EPSDT Dental Visits	88%	83%	4	3.32
Academic Supports	78%	67%	3	2.01
Provider ECEM Visits	79%	80%	7	5.60
Provider General Contacts	77%	67%	7	4.69
Placements with Siblings	35%	9%	Not Scored	Not Scored
Placements within Legal County	11%	0%	Not Scored	Not Scored
Well-Being Sub-Total			25	19.62
*Performance calculation descriptions can be found in the FY 2020 RBWO PBP Measurements and Standards Guide.				

Monitoring & Outcomes: Possible Points = 100		Points Earned = 88.37	
Score Before Incentives Credit			88.37%
Incentives Awarded			9.90 pts
PBP Verification			N/A pts
Total Score			98.27%



DHS, DFCS, Office of Provider Management
Performance-Based Placement Measures
RBWO Provider GA+SCORECARD - CCI
Report Quarter: Q3 FY2020



Provider/Program Name: Methodist Home for Children & Youth - Arabella (1016) - CCI

Program Census Information:		# Children in Care During Quarter: 12	# Placements During Quarter: 12	# Children in Care On Last Day: 5
CCI Incentive Credits	Avg Performance All CCIs (Points)	Provider Performance (%)*	Possible Points (Weight)	Provider Points Earned
Early EPSDT Medical Visits		100%	2	2.00
Early EPSDT Dental Visits		50%	2	1.00
Permanency Contacts		None Planned	5	
Additional Academic Supports		45%	2	0.90
HS Grad/GED/Prof or Trade Certificate/College		N/A	10/5/5/1	
EYSS Agreement		Not Eligible	5	
Community Connections		0%	4	0.00
Active Agency Accreditation		50%	4	2.00
Staff Clinical Licensure		0%	5	0.00
Behavior Management (threshold = 0)		100%	4	4.00
Incentives Total	7.45			9.90
Maximum total combined incentive credit allowed is 10 points.			Incentives Awarded	9.90

*Performance calculation descriptions can be found in the FY 2020 RBWO PBP Measurements and Standards Guide.

Child Protective Services Investigations and Dispositions

The following investigations data, which is not used for scoring but is considered significant to a provider's performance, is from Georgia SHINES and is not considered final or complete until the end of the fiscal year.

Total Reports:	0
Number Screened In:	0
Number Screened Out:	0
Number Substantiated:	0
Number Unsubstantiated:	0
Number Active CPS Investigations:	0



Performance-Based Placement Measures

RBWO Provider GA+SCORECARD - CCI

Report Quarter: Q3 FY2020

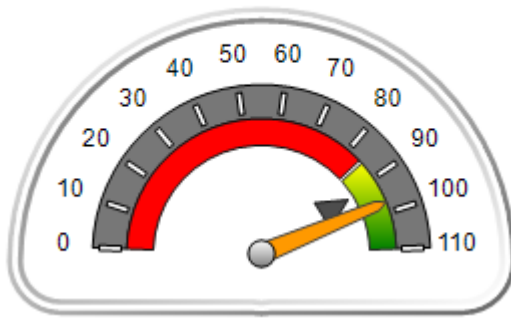
Provider/Program Name: Methodist Home for Children & Youth - dba Americus Group Home (749) - CCI

102 Mill Creek Rd., Americus, GA 31709	Quarterly Scores (Grades)		Current Quarter Score (Grade)
Phone: 229-924-9550	Q1: 97.42 (A+)	Q2: 96.69 (A)	97.28% (A+)
Vendor ID# 35463	Q3: 97.28 (A+)	Q4: N/A	
Program Census Information:	# Children in Care During Quarter: 10	# Placements During Quarter: 10	# Children in Care On Last Day: 7

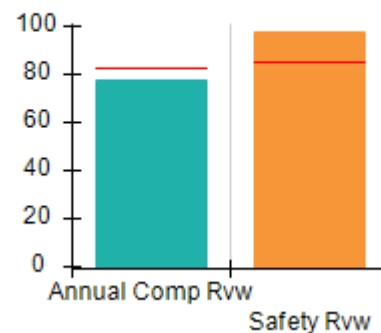
Quarterly Provider Comparisons to All CCIs

indicates average for all CCIs

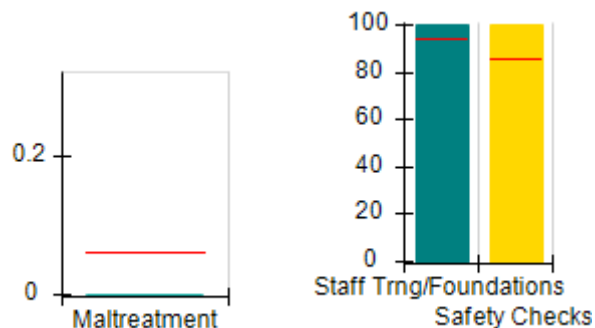
Overall Score (%)



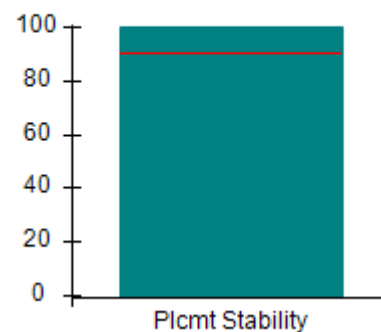
OPM Monitoring Reviews (%)



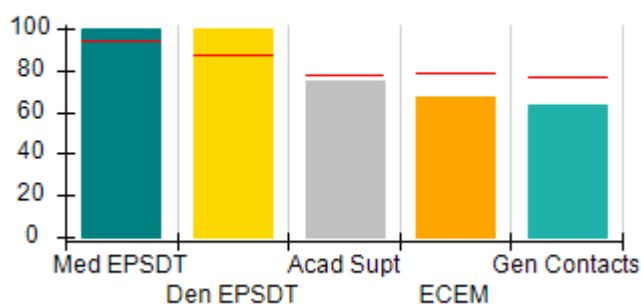
Safety Outcomes (%)



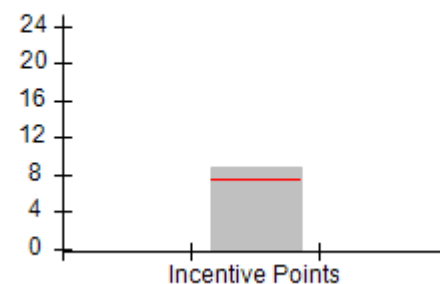
Permanency Outcomes (%)



Well-Being Outcomes (%)



Incentives Earned (Points)





Performance-Based Placement Measures

RBWO Provider GA+SCORECARD - CCI

Report Quarter: Q3 FY2020

Provider/Program Name: Methodist Home for Children & Youth - dba Americus Group Home (749) - CCI				
102 Mill Creek Rd., Americus, GA 31709		Quarterly Scores (Grades)		Current Quarter Score (Grade)
Phone: 229-924-9550		Q1: 97.42 (A+)	Q2: 96.69 (A)	97.28% (A+)
Vendor ID# 35463		Q3: 97.28 (A+)	Q4: N/A	
Program Census Information:		# Children in Care During Quarter: 10	# Placements During Quarter: 10	# Children in Care On Last Day: 7
	Avg Performance All CCIs (%)	Provider Performance (%)*	Possible Points (Weight)	Provider Points Earned
OPM Monitoring Reviews				
Annual Comprehensive Reviews	82%	78%	25	19.45
Safety Reviews	85%	98%	15	14.63
Monitoring Sub-Total			40	34.07
CCI Safety Outcomes				
Incidence of Maltreatment	0.06%	No Substantiated Reports	10	10.00
Staff Training/Foundations	94%	100%	5	5.00
Staff Safety Checks	86%	100%	5	5.00
Safety Sub-Total			20	20.00
CCI Permanency Outcomes				
Placement Stability	90%	100%	15	15.00
Permanency Sub-Total			15	15.00
CCI Well-Being Outcomes				
EPSDT Medical Visits	94%	100%	4	4.00
EPSDT Dental Visits	88%	100%	4	4.00
Academic Supports	78%	75%	3	2.25
Provider ECEM Visits	79%	67%	7	4.69
Provider General Contacts	77%	63%	7	4.41
Placements with Siblings	35%	0%	Not Scored	Not Scored
Placements within Legal County	11%	0%	Not Scored	Not Scored
Well-Being Sub-Total			25	19.35

*Performance calculation descriptions can be found in the FY 2020 RBWO PBP Measurements and Standards Guide.

Monitoring & Outcomes: Possible Points = 100		Points Earned = 88.42	
Score Before Incentives Credit			88.42%
Incentives Awarded			8.86 pts
PBP Verification			N/A pts
Total Score			97.28%



DHS, DFCS, Office of Provider Management
Performance-Based Placement Measures
RBWO Provider GA+SCORECARD - CCI



Report Quarter: Q3 FY2020

Provider/Program Name: Methodist Home for Children & Youth - dba Americus Group Home (749) - CCI

Program Census Information:		# Children in Care During Quarter: 10	# Placements During Quarter: 10	# Children in Care On Last Day: 7
CCI Incentive Credits	Avg Performance All CCIs (Points)	Provider Performance (%)*	Possible Points (Weight)	Provider Points Earned
Early EPSDT Medical Visits		Not Eligible	2	
Early EPSDT Dental Visits		100%	2	2.00
Permanency Contacts		0%	5	0.00
Additional Academic Supports		43%	2	0.86
HS Grad/GED/Prof or Trade Certificate/College		N/A	10/5/5/1	
EYSS Agreement		0%	5	0.00
Community Connections		0%	4	0.00
Active Agency Accreditation		50%	4	2.00
Staff Clinical Licensure		0%	5	0.00
Behavior Management (threshold = 0)		100%	4	4.00
Incentives Total	7.45			8.86
Maximum total combined incentive credit allowed is 10 points.			Incentives Awarded	8.86

*Performance calculation descriptions can be found in the FY 2020 RBWO PBP Measurements and Standards Guide.

Child Protective Services Investigations and Dispositions

The following investigations data, which is not used for scoring but is considered significant to a provider's performance, is from Georgia SHINES and is not considered final or complete until the end of the fiscal year.

Total Reports:	0
Number Screened In:	0
Number Screened Out:	0
Number Substantiated:	0
Number Unsubstantiated:	0
Number Active CPS Investigations:	0



DHS, DFCS, Office of Provider Management
Performance-Based Placement Measures
RBWO Provider GA+SCORECARD - CCI



Report Quarter: Q3 FY2020

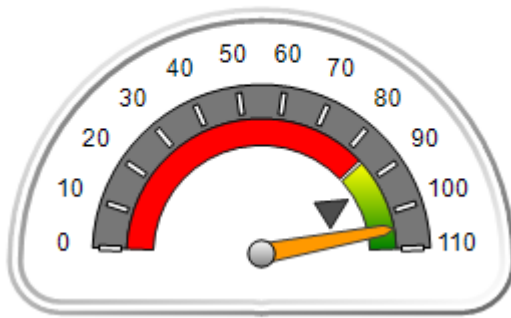
Provider/Program Name: Methodist Home for Children & Youth - dba St. Marys Group Home (750) - CCI

3296 Winding Road, St. Marys, GA 31558	Quarterly Scores (Grades)		Current Quarter Score (Grade)
Phone: 912-882-7770	Q1: 108.28 (A+)	Q2: 101.86 (A+)	104.54% (A+)
Vendor ID# 35459	Q3: 104.54 (A+)	Q4: N/A	
Program Census Information:	# Children in Care During Quarter: 10	# Placements During Quarter: 10	# Children in Care On Last Day: 10

Quarterly Provider Comparisons to All CCIs

▼ — indicates average for all CCIs

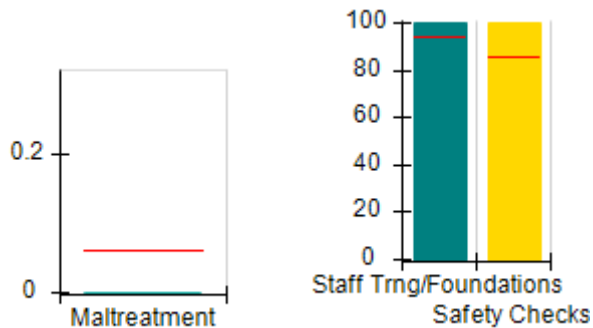
Overall Score (%)



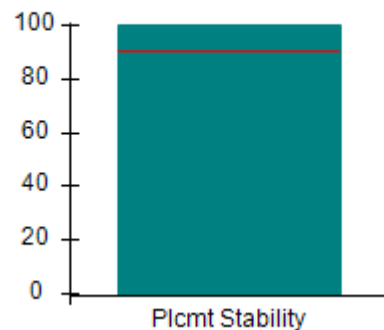
OPM Monitoring Reviews (%)



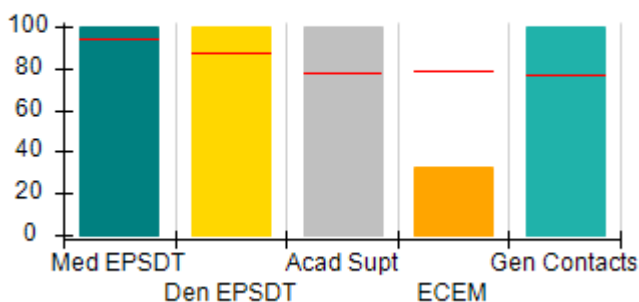
Safety Outcomes (%)



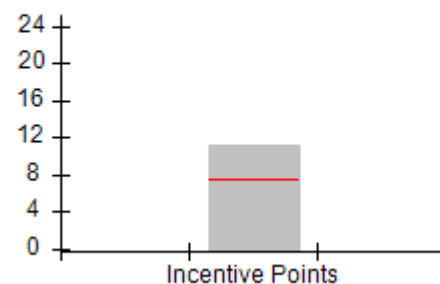
Permanency Outcomes (%)



Well-Being Outcomes (%)



Incentives Earned (Points)





Performance-Based Placement Measures RBWO Provider GA+SCORECARD - CCI

Report Quarter: Q3 FY2020

Provider/Program Name: Methodist Home for Children & Youth - dba St. Marys Group Home (750) - CCI				
3296 Winding Road, St. Marys, GA 31558		Quarterly Scores (Grades)		Current Quarter Score (Grade)
Phone: 912-882-7770		Q1: 108.28 (A+)	Q2: 101.86 (A+)	104.54% (A+)
Vendor ID# 35459		Q3: 104.54 (A+)	Q4: N/A	
Program Census Information:		# Children in Care During Quarter: 10	# Placements During Quarter: 10	# Children in Care On Last Day: 10
	Avg Performance All CCIs (%)	Provider Performance (%)*	Possible Points (Weight)	Provider Points Earned
OPM Monitoring Reviews				
Annual Comprehensive Reviews	82%	97%	25	24.23
Safety Reviews	85%	100%	15	15.00
Monitoring Sub-Total			40	39.23
CCI Safety Outcomes				
Incidence of Maltreatment	0.06%	No Substantiated Reports	10	10.00
Staff Training/Foundations	94%	100%	5	5.00
Staff Safety Checks	86%	100%	5	5.00
Safety Sub-Total			20	20.00
CCI Permanency Outcomes				
Placement Stability	90%	100%	15	15.00
Permanency Sub-Total			15	15.00
CCI Well-Being Outcomes				
EPSDT Medical Visits	94%	100%	4	4.00
EPSDT Dental Visits	88%	100%	4	4.00
Academic Supports	78%	100%	3	3.00
Provider ECEM Visits	79%	33%	7	2.31
Provider General Contacts	77%	100%	7	7.00
Placements with Siblings	35%	50%	Not Scored	Not Scored
Placements within Legal County	11%	0%	Not Scored	Not Scored
Well-Being Sub-Total			25	20.31
*Performance calculation descriptions can be found in the FY 2020 RBWO PBP Measurements and Standards Guide.				

Monitoring & Outcomes: Possible Points = 100		Points Earned = 94.54	
Score Before Incentives Credit			94.54%
Incentives Awarded			10.00 pts
PBP Verification			N/A pts
Total Score			104.54%



DHS, DFCS, Office of Provider Management
Performance-Based Placement Measures
RBWO Provider GA+SCORECARD - CCI



Report Quarter: Q3 FY2020

Provider/Program Name: Methodist Home for Children & Youth - dba St. Marys Group Home (750) - CCI

Program Census Information:		# Children in Care During Quarter: 10	# Placements During Quarter: 10	# Children in Care On Last Day: 10
CCI Incentive Credits	Avg Performance All CCIs (Points)	Provider Performance (%)*	Possible Points (Weight)	Provider Points Earned
Early EPSDT Medical Visits		Not Eligible	2	
Early EPSDT Dental Visits		100%	2	2.00
Permanency Contacts		33%	5	1.65
Additional Academic Supports		22%	2	0.44
HS Grad/GED/Prof or Trade Certificate/College		N/A	10/5/5/1	
EYSS Agreement		Not Eligible	5	
Community Connections		0%	4	0.00
Active Agency Accreditation		50%	4	2.00
Staff Clinical Licensure		20%	5	1.00
Behavior Management (threshold = 0)		100%	4	4.00
Incentives Total	7.45			11.09
Maximum total combined incentive credit allowed is 10 points.			Incentives Awarded	10.00

*Performance calculation descriptions can be found in the FY 2020 RBWO PBP Measurements and Standards Guide.

Child Protective Services Investigations and Dispositions

The following investigations data, which is not used for scoring but is considered significant to a provider's performance, is from Georgia SHINES and is not considered final or complete until the end of the fiscal year.

Total Reports:	0
Number Screened In:	0
Number Screened Out:	0
Number Substantiated:	0
Number Unsubstantiated:	0
Number Active CPS Investigations:	0



DHS, DFCS, Office of Provider Management

Performance-Based Placement Measures

RBWO Provider GA+SCORECARD - CCI



Report Quarter: Q3 FY2020

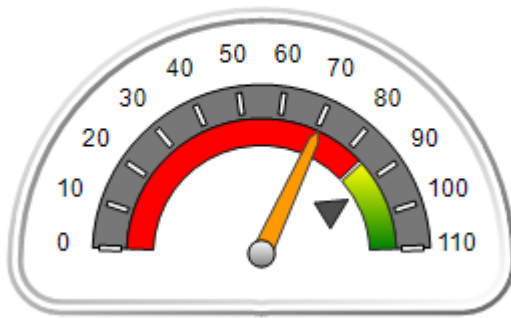
Provider/Program Name: Methodist Home for Children & Youth - dba Valdosta Group Home (752) - CCI

2545 East Park Ave., Valdosta, GA 31605	Quarterly Scores (Grades)		Current Quarter Score (Grade)
Phone: 229-247-5100	Q1: 93.04 (A-)	Q2: 101.83 (A+)	70.52% (C-)
Vendor ID# 35466	Q3: 70.52 (C-)	Q4: N/A	
Program Census Information:	# Children in Care During Quarter: 12	# Placements During Quarter: 12	# Children in Care On Last Day: 10

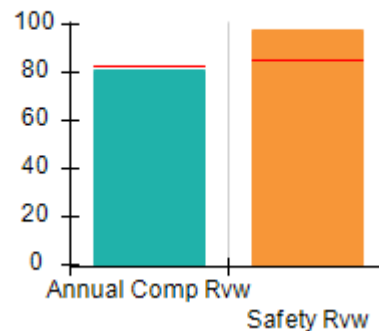
Quarterly Provider Comparisons to All CCIs

▼ — indicates average for all CCIs

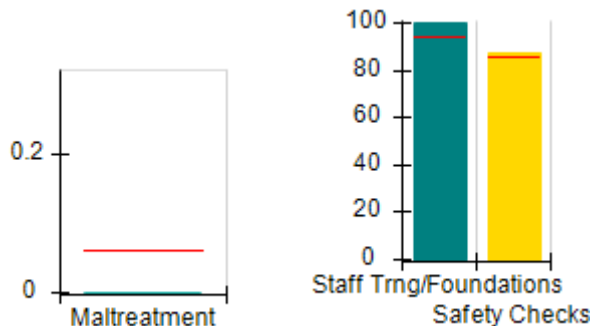
Overall Score (%)



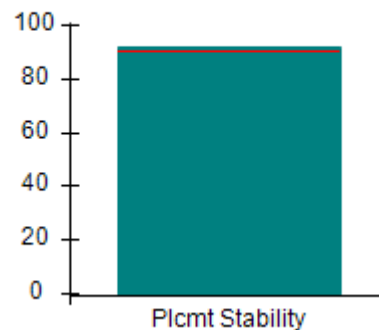
OPM Monitoring Reviews (%)



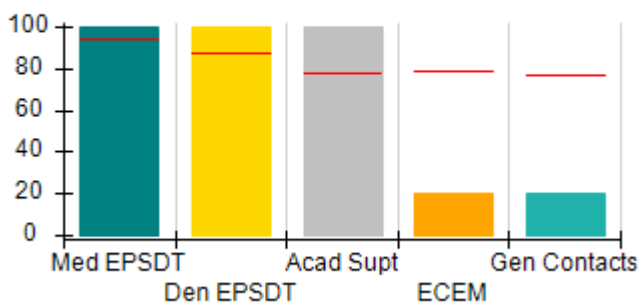
Safety Outcomes (%)



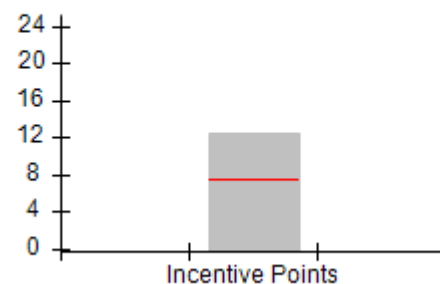
Permanency Outcomes (%)



Well-Being Outcomes (%)



Incentives Earned (Points)





Performance-Based Placement Measures

RBWO Provider GA+SCORECARD - CCI

Report Quarter: Q3 FY2020

Provider/Program Name: Methodist Home for Children & Youth - dba Valdosta Group Home (752) - CCI				
2545 East Park Ave., Valdosta, GA 31605		Quarterly Scores (Grades)		Current Quarter Score (Grade)
Phone: 229-247-5100		Q1: 93.04 (A-)	Q2: 101.83 (A+)	70.52% (C-)
Vendor ID# 35466		Q3: 70.52 (C-)	Q4: N/A	
Program Census Information:		# Children in Care During Quarter: 12	# Placements During Quarter: 12	# Children in Care On Last Day: 10
	Avg Performance All CCIs (%)	Provider Performance (%)*	Possible Points (Weight)	Provider Points Earned
OPM Monitoring Reviews				
Annual Comprehensive Reviews	82%	81%	25	20.30
Safety Reviews	85%	98%	15	14.63
Monitoring Sub-Total			40	34.93
CCI Safety Outcomes				
Incidence of Maltreatment	0.06%	No Substantiated Reports	10	10.00
Staff Training/Foundations	94%	100%	5	5.00
Staff Safety Checks	86%	87%	5	4.35
Safety Sub-Total			20	19.35
CCI Permanency Outcomes				
Placement Stability	90%	92%	15	13.80
Permanency Sub-Total			15	13.80
CCI Well-Being Outcomes				
EPSDT Medical Visits	94%	100%	4	4.00
EPSDT Dental Visits	88%	100%	4	4.00
Academic Supports	78%	100%	3	3.00
Provider ECEM Visits	79%	20%	7	1.40
Provider General Contacts	77%	20%	7	1.40
Placements with Siblings	35%	35%	Not Scored	Not Scored
Placements within Legal County	11%	0%	Not Scored	Not Scored
Well-Being Sub-Total			25	13.80
*Performance calculation descriptions can be found in the FY 2020 RBWO PBP Measurements and Standards Guide.				

Monitoring & Outcomes: Possible Points = 100	Points Earned = 81.88
Score Before Incentives Credit	81.88%
Incentives Awarded	10.00 pts
PBP Verification	-21.36 pts
Total Score	70.52%



DHS, DFCS, Office of Provider Management
Performance-Based Placement Measures
RBWO Provider GA+SCORECARD - CCI



Report Quarter: Q3 FY2020

Provider/Program Name: Methodist Home for Children & Youth - dba Valdosta Group Home (752) - CCI

Program Census Information:		# Children in Care During Quarter: 12	# Placements During Quarter: 12	# Children in Care On Last Day: 10
CCI Incentive Credits	Avg Performance All CCIs (Points)	Provider Performance (%)*	Possible Points (Weight)	Provider Points Earned
Early EPSDT Medical Visits		100%	2	2.00
Early EPSDT Dental Visits		100%	2	2.00
Permanency Contacts		0%	5	0.00
Additional Academic Supports		100%	2	2.00
HS Grad/GED/Prof or Trade Certificate/College		N/A	10/5/5/1	
EYSS Agreement		Not Eligible	5	
Community Connections		0%	4	0.00
Active Agency Accreditation		50%	4	2.00
Staff Clinical Licensure		10%	5	0.50
Behavior Management (threshold = 0)		100%	4	4.00
Incentives Total	7.45			12.50
Maximum total combined incentive credit allowed is 10 points.			Incentives Awarded	10.00

*Performance calculation descriptions can be found in the FY 2020 RBWO PBP Measurements and Standards Guide.

Child Protective Services Investigations and Dispositions

The following investigations data, which is not used for scoring but is considered significant to a provider's performance, is from Georgia SHINES and is not considered final or complete until the end of the fiscal year.

Total Reports:	0
Number Screened In:	0
Number Screened Out:	0
Number Substantiated:	0
Number Unsubstantiated:	0
Number Active CPS Investigations:	0



DHS, DFCS, Office of Provider Management

Performance-Based Placement Measures

RBWO Provider GA+SCORECARD - CCI

Report Quarter: Q3 FY2020



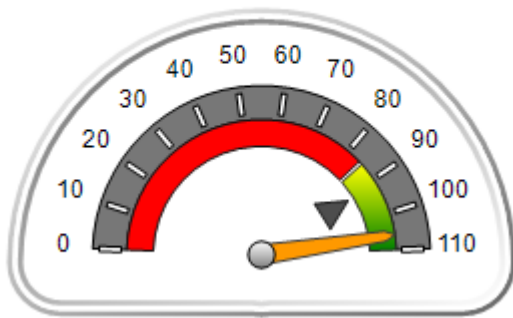
Provider/Program Name: Methodist Home for Children & Youth - EMBRACE (5401) - CCI

304 Pierce Avenue, Macon, GA 31204	Quarterly Scores (Grades)		Current Quarter Score (Grade)
Phone: 478-751-2808	Q1: 105.80 (A+)	Q2: 105.84 (A+)	105.99% (A+)
Vendor ID# 166152	Q3: 105.99 (A+)	Q4: N/A	
Program Census Information:	# Children in Care During Quarter: 9	# Placements During Quarter: 9	# Children in Care On Last Day: 5

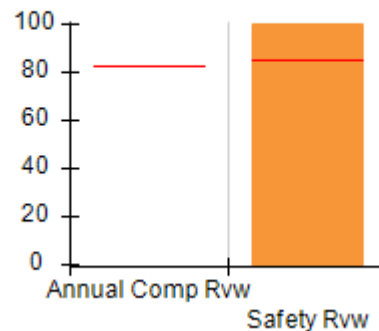
Quarterly Provider Comparisons to All CCIs

▼ — indicates average for all CCIs

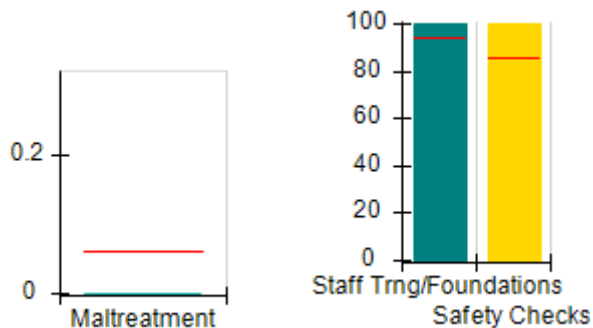
Overall Score (%)



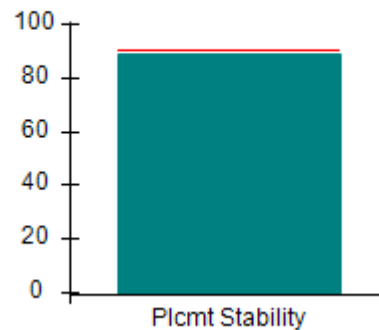
OPM Monitoring Reviews (%)



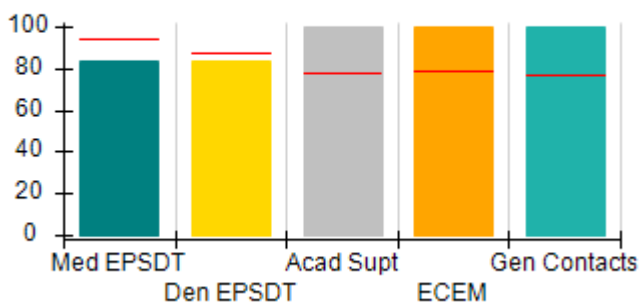
Safety Outcomes (%)



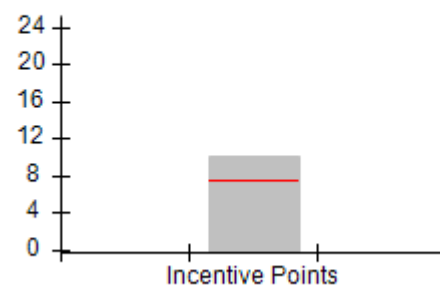
Permanency Outcomes (%)



Well-Being Outcomes (%)



Incentives Earned (Points)





DHS, DFCS, Office of Provider Management
Performance-Based Placement Measures
RBWO Provider GA+SCORECARD - CCI
 Report Quarter: Q3 FY2020



Provider/Program Name: Methodist Home for Children & Youth - EMBRACE (5401) - CCI				
304 Pierce Avenue, Macon, GA 31204		Quarterly Scores (Grades)		Current Quarter Score (Grade)
Phone: 478-751-2808		Q1: 105.80 (A+)	Q2: 105.84 (A+)	105.99% (A+)
Vendor ID# 166152		Q3: 105.99 (A+)	Q4: N/A	
Program Census Information:		# Children in Care During Quarter: 9	# Placements During Quarter: 9	# Children in Care On Last Day: 5
	Avg Performance All CCIs (%)	Provider Performance (%)*	Possible Points (Weight)	Provider Points Earned
OPM Monitoring Reviews				
Annual Comprehensive Reviews	82%	Not Yet Conducted		
Safety Reviews	85%	100%	15	15.00
Monitoring Sub-Total			15	15.00
CCI Safety Outcomes				
Incidence of Maltreatment	0.06%	No Substantiated Reports	10	10.00
Staff Training/Foundations	94%	100%	5	5.00
Staff Safety Checks	86%	100%	5	5.00
Safety Sub-Total			20	20.00
CCI Permanency Outcomes				
Placement Stability	90%	89%	15	13.35
Permanency Sub-Total			15	13.35
CCI Well-Being Outcomes				
EPSDT Medical Visits	94%	83%	4	3.32
EPSDT Dental Visits	88%	83%	4	3.32
Academic Supports	78%	100%	3	3.00
Provider ECEM Visits	79%	100%	7	7.00
Provider General Contacts	77%	100%	7	7.00
Placements with Siblings	35%	0%	Not Scored	Not Scored
Placements within Legal County	11%	Not Eligible	Not Scored	Not Scored
Well-Being Sub-Total			25	23.64
*Performance calculation descriptions can be found in the FY 2020 RBWO PBP Measurements and Standards Guide.				

Monitoring & Outcomes: Possible Points = 75		Points Earned = 71.99	
Score Before Incentives Credit			95.99%
Incentives Awarded			10.00 pts
PBP Verification			N/A pts
Total Score			105.99%



DHS, DFCS, Office of Provider Management
Performance-Based Placement Measures
RBWO Provider GA+SCORECARD - CCI
Report Quarter: Q3 FY2020



Provider/Program Name: Methodist Home for Children & Youth - EMBRACE (5401) - CCI

Program Census Information:		# Children in Care During Quarter: 9	# Placements During Quarter: 9	# Children in Care On Last Day: 5
CCI Incentive Credits	Avg Performance All CCIs (Points)	Provider Performance (%)*	Possible Points (Weight)	Provider Points Earned
Early EPSDT Medical Visits		Not Eligible	2	
Early EPSDT Dental Visits		75%	2	1.50
Permanency Contacts		None Planned	5	
Additional Academic Supports		100%	2	2.00
HS Grad/GED/Prof or Trade Certificate/College		N/A	10/5/5/1	
EYSS Agreement		Not Eligible	5	
Community Connections		0%	4	0.00
Active Agency Accreditation		50%	4	2.00
Staff Clinical Licensure		10%	5	0.50
Behavior Management (threshold = 0)		100%	4	4.00
Incentives Total	7.45			10.00
Maximum total combined incentive credit allowed is 10 points.			Incentives Awarded	10.00

*Performance calculation descriptions can be found in the FY 2020 RBWO PBP Measurements and Standards Guide.

Child Protective Services Investigations and Dispositions

The following investigations data, which is not used for scoring but is considered significant to a provider's performance, is from Georgia SHINES and is not considered final or complete until the end of the fiscal year.

Total Reports:	0
Number Screened In:	0
Number Screened Out:	0
Number Substantiated:	0
Number Unsubstantiated:	0
Number Active CPS Investigations:	0



DHS, DFCS, Office of Provider Management

Performance-Based Placement Measures

RBWO Provider GA+SCORECARD - CCI

Report Quarter: Q3 FY2020



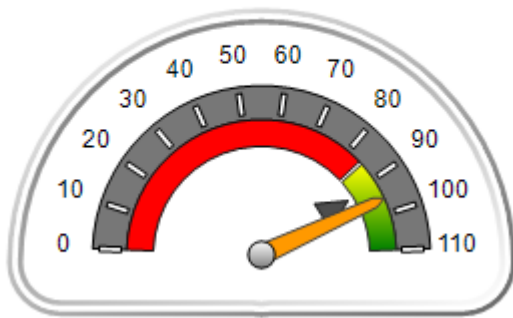
Provider/Program Name: Methodist Home for Children & Youth - Macon (754) - CCI

304 Pierce Ave., Macon, GA 31204	Quarterly Scores (Grades)		Current Quarter Score (Grade)
Phone: 478-751-2800	Q1: 96.56 (A)	Q2: 94.48 (A)	95.88% (A)
Vendor ID# 35456	Q3: 95.88 (A)	Q4: N/A	
Program Census Information:	# Children in Care During Quarter: 72	# Placements During Quarter: 72	# Children in Care On Last Day: 59

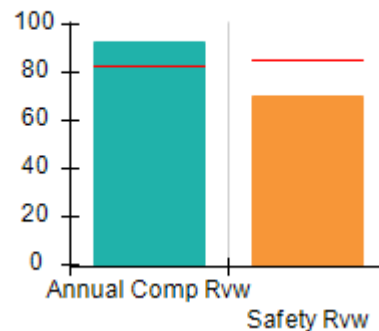
Quarterly Provider Comparisons to All CCIs

▼ indicates average for all CCIs

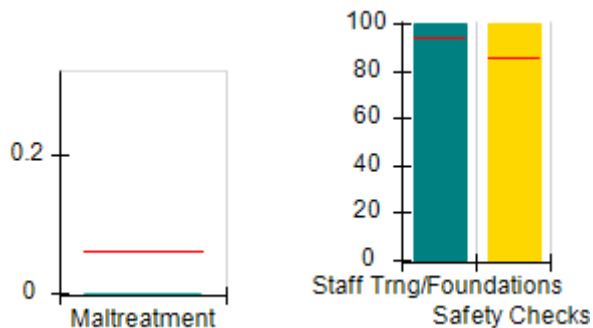
Overall Score (%)



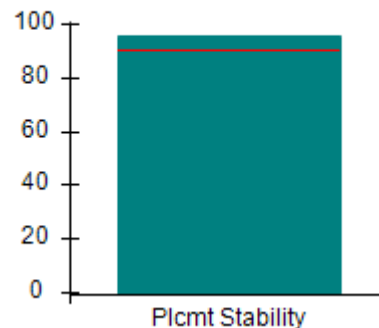
OPM Monitoring Reviews (%)



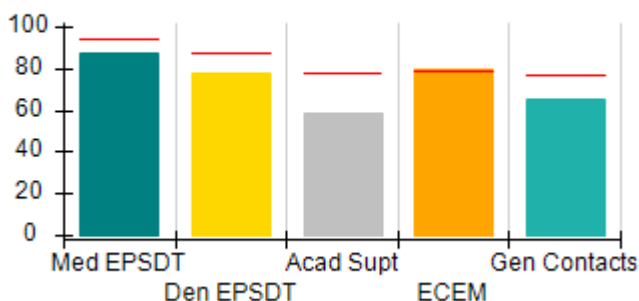
Safety Outcomes (%)



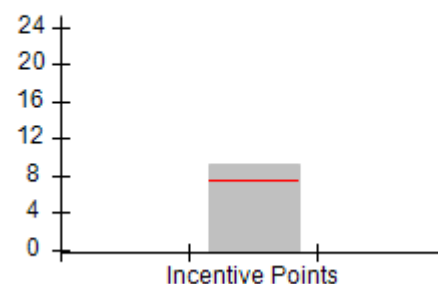
Permanency Outcomes (%)



Well-Being Outcomes (%)



Incentives Earned (Points)





Performance-Based Placement Measures

RBWO Provider GA+SCORECARD - CCI

Report Quarter: Q3 FY2020

Provider/Program Name: Methodist Home for Children & Youth - Macon (754) - CCI				
304 Pierce Ave., Macon, GA 31204		Quarterly Scores (Grades)		Current Quarter Score (Grade)
Phone: 478-751-2800		Q1: 96.56 (A)	Q2: 94.48 (A)	95.88% (A)
Vendor ID# 35456		Q3: 95.88 (A)	Q4: N/A	
Program Census Information:		# Children in Care During Quarter: 72	# Placements During Quarter: 72	# Children in Care On Last Day: 59
	Avg Performance All CCIs (%)	Provider Performance (%)*	Possible Points (Weight)	Provider Points Earned
OPM Monitoring Reviews				
Annual Comprehensive Reviews	82%	93%	25	23.14
Safety Reviews	85%	70%	15	10.50
Monitoring Sub-Total			40	33.64
CCI Safety Outcomes				
Incidence of Maltreatment	0.06%	No Substantiated Reports	10	10.00
Staff Training/Foundations	94%	100%	5	5.00
Staff Safety Checks	86%	100%	5	5.00
Safety Sub-Total			20	20.00
CCI Permanency Outcomes				
Placement Stability	90%	96%	15	14.40
Permanency Sub-Total			15	14.40
CCI Well-Being Outcomes				
EPSDT Medical Visits	94%	87%	4	3.48
EPSDT Dental Visits	88%	78%	4	3.12
Academic Supports	78%	59%	3	1.77
Provider ECEM Visits	79%	80%	7	5.60
Provider General Contacts	77%	65%	7	4.55
Placements with Siblings	35%	49%	Not Scored	Not Scored
Placements within Legal County	11%	13%	Not Scored	Not Scored
Well-Being Sub-Total			25	18.52
*Performance calculation descriptions can be found in the FY 2020 RBWO PBP Measurements and Standards Guide.				

Monitoring & Outcomes: Possible Points = 100		Points Earned = 86.56	
Score Before Incentives Credit			86.56%
Incentives Awarded			9.32 pts
PBP Verification			N/A pts
Total Score			95.88%



DHS, DFCS, Office of Provider Management
Performance-Based Placement Measures
RBWO Provider GA+SCORECARD - CCI
Report Quarter: Q3 FY2020



Provider/Program Name: Methodist Home for Children & Youth - Macon (754) - CCI

Program Census Information:		# Children in Care During Quarter: 72	# Placements During Quarter: 72	# Children in Care On Last Day: 59
CCI Incentive Credits	Avg Performance All CCIs (Points)	Provider Performance (%)*	Possible Points (Weight)	Provider Points Earned
Early EPSDT Medical Visits		58%	2	1.16
Early EPSDT Dental Visits		55%	2	1.10
Permanency Contacts		0%	5	0.00
Additional Academic Supports		28%	2	0.56
HS Grad/GED/Prof or Trade Certificate/College		N/A	10/5/5/1	
EYSS Agreement		Not Eligible	5	
Community Connections		0%	4	0.00
Active Agency Accreditation		50%	4	2.00
Staff Clinical Licensure		10%	5	0.50
Behavior Management (threshold = 0)		100%	4	4.00
Incentives Total	7.45			9.32
Maximum total combined incentive credit allowed is 10 points.			Incentives Awarded	9.32

*Performance calculation descriptions can be found in the FY 2020 RBWO PBP Measurements and Standards Guide.

Child Protective Services Investigations and Dispositions

The following investigations data, which is not used for scoring but is considered significant to a provider's performance, is from Georgia SHINES and is not considered final or complete until the end of the fiscal year.

Total Reports:	0
Number Screened In:	0
Number Screened Out:	0
Number Substantiated:	0
Number Unsubstantiated:	0
Number Active CPS Investigations:	0



DHS, DFCS, Office of Provider Management
Performance-Based Placement Measures
RBWO Provider GA+SCORECARD - CCI



Report Quarter: Q3 FY2020

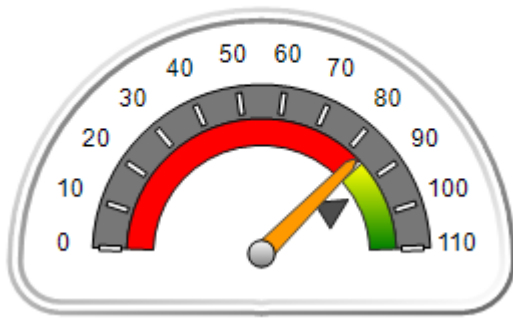
Provider/Program Name: Methodist Home for Children & Youth - Our House at Carpenter's Way Ranch (1015) - CCI

1645 Hunter Rd., Cataula, GA 31804	Quarterly Scores (Grades)		Current Quarter Score (Grade)
Phone: 706-322-5406	Q1: 91.46 (A-)	Q2: 84.73 (B)	83.13% (B-)
Vendor ID# 35257	Q3: 83.13 (B-)	Q4: N/A	
Program Census Information:	# Children in Care During Quarter: 13	# Placements During Quarter: 13	# Children in Care On Last Day: 13

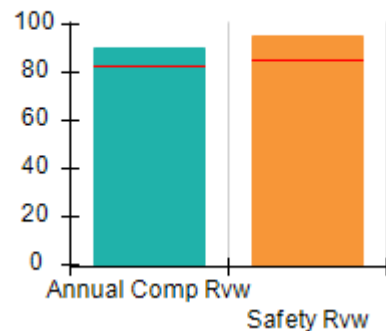
Quarterly Provider Comparisons to All CCIs

▼ — indicates average for all CCIs

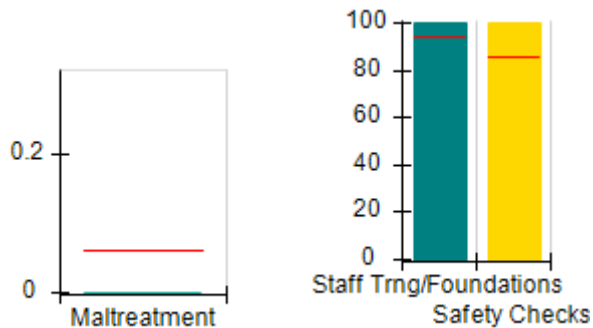
Overall Score (%)



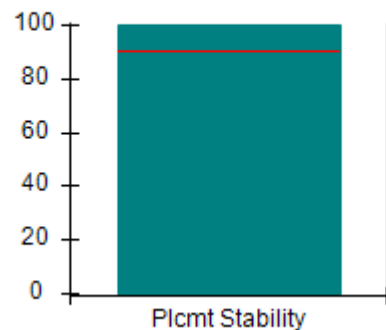
OPM Monitoring Reviews (%)



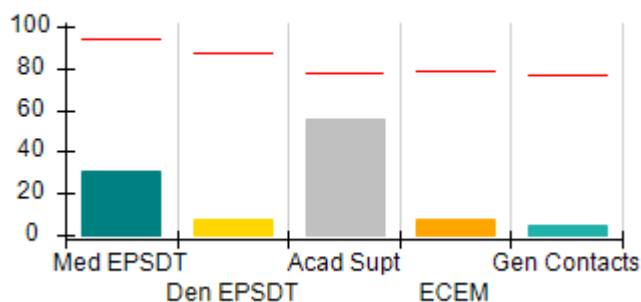
Safety Outcomes (%)



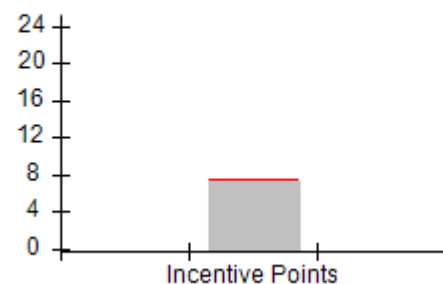
Permanency Outcomes (%)



Well-Being Outcomes (%)



Incentives Earned (Points)





Performance-Based Placement Measures

RBWO Provider GA+SCORECARD - CCI

Report Quarter: Q3 FY2020

Provider/Program Name: Methodist Home for Children & Youth - Our House at Carpenter's Way Ranch (1015) - CCI				
1645 Hunter Rd., Cataula, GA 31804		Quarterly Scores (Grades)		Current Quarter Score (Grade)
Phone: 706-322-5406		Q1: 91.46 (A-)	Q2: 84.73 (B)	83.13% (B-)
Vendor ID# 35257		Q3: 83.13 (B-)	Q4: N/A	
Program Census Information:		# Children in Care During Quarter: 13	# Placements During Quarter: 13	# Children in Care On Last Day: 13
	Avg Performance All CCIs (%)	Provider Performance (%)*	Possible Points (Weight)	Provider Points Earned
OPM Monitoring Reviews				
Annual Comprehensive Reviews	82%	90%	25	22.51
Safety Reviews	85%	95%	15	14.25
Monitoring Sub-Total			40	36.76
CCI Safety Outcomes				
Incidence of Maltreatment	0.06%	No Substantiated Reports	10	10.00
Staff Training/Foundations	94%	100%	5	5.00
Staff Safety Checks	86%	100%	5	5.00
Safety Sub-Total			20	20.00
CCI Permanency Outcomes				
Placement Stability	90%	100%	15	15.00
Permanency Sub-Total			15	15.00
CCI Well-Being Outcomes				
EPSDT Medical Visits	94%	31%	4	1.24
EPSDT Dental Visits	88%	8%	4	0.32
Academic Supports	78%	56%	3	1.68
Provider ECEM Visits	79%	8%	7	0.56
Provider General Contacts	77%	5%	7	0.35
Placements with Siblings	35%	Not Eligible	Not Scored	Not Scored
Placements within Legal County	11%	Not Eligible	Not Scored	Not Scored
Well-Being Sub-Total			25	4.15

*Performance calculation descriptions can be found in the FY 2020 RBWO PBP Measurements and Standards Guide.

Monitoring & Outcomes: Possible Points = 100		Points Earned = 75.91	
Score Before Incentives Credit			75.91%
Incentives Awarded			7.22 pts
PBP Verification			N/A pts
Total Score			83.13%



DHS, DFCS, Office of Provider Management
Performance-Based Placement Measures
RBWO Provider GA+SCORECARD - CCI



Report Quarter: Q3 FY2020

Provider/Program Name: Methodist Home for Children & Youth - Our House at Carpenter's Way Ranch (1015) - CCI

Program Census Information:		# Children in Care During Quarter: 13	# Placements During Quarter: 13	# Children in Care On Last Day: 13
CCI Incentive Credits	Avg Performance All CCIs (Points)	Provider Performance (%)*	Possible Points (Weight)	Provider Points Earned
Early EPSDT Medical Visits		0%	2	0.00
Early EPSDT Dental Visits		0%	2	0.00
Permanency Contacts		0%	5	0.00
Additional Academic Supports		36%	2	0.72
HS Grad/GED/Prof or Trade Certificate/College		N/A	10/5/5/1	
EYSS Agreement		0%	5	0.00
Community Connections		0%	4	0.00
Active Agency Accreditation		50%	4	2.00
Staff Clinical Licensure		10%	5	0.50
Behavior Management (threshold = 0)		100%	4	4.00
Incentives Total	7.45			7.22
Maximum total combined incentive credit allowed is 10 points.			Incentives Awarded	7.22

*Performance calculation descriptions can be found in the FY 2020 RBWO PBP Measurements and Standards Guide.

Child Protective Services Investigations and Dispositions

The following investigations data, which is not used for scoring but is considered significant to a provider's performance, is from Georgia SHINES and is not considered final or complete until the end of the fiscal year.

Total Reports:	0
Number Screened In:	0
Number Screened Out:	0
Number Substantiated:	0
Number Unsubstantiated:	0
Number Active CPS Investigations:	0



Performance-Based Placement Measures

RBWO Provider GA+SCORECARD - CCI

Report Quarter: Q3 FY2020

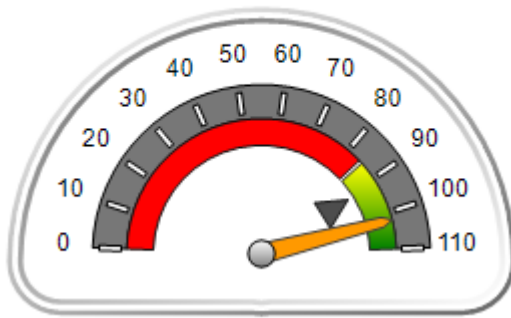
Provider/Program Name: Methodist Home for Children & Youth - STARS Program (753) - CCI

304 Pierce Ave., Macon, GA 31204	Quarterly Scores (Grades)		Current Quarter Score (Grade)
Phone: 478-751-2800	Q1: 96.62 (A)	Q2: 102.21 (A+)	102.18% (A+)
Vendor ID# 35461	Q3: 102.18 (A+)	Q4: N/A	
Program Census Information:	# Children in Care During Quarter: 7	# Placements During Quarter: 7	# Children in Care On Last Day: 4

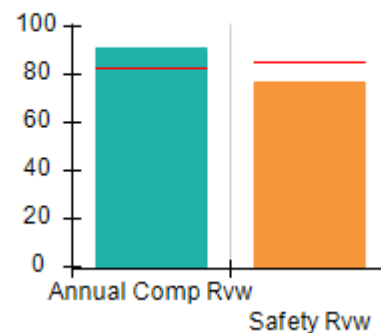
Quarterly Provider Comparisons to All CCIs

indicates average for all CCIs

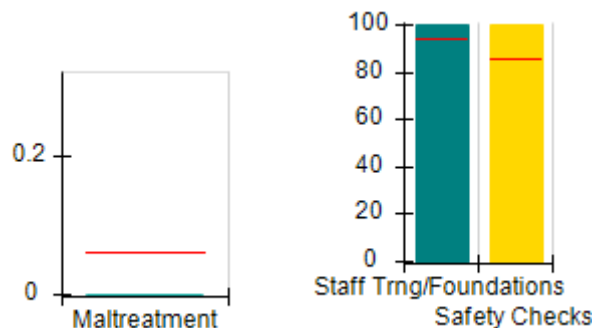
Overall Score (%)



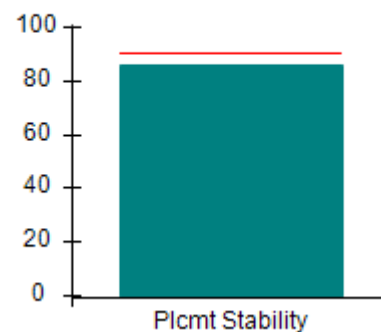
OPM Monitoring Reviews (%)



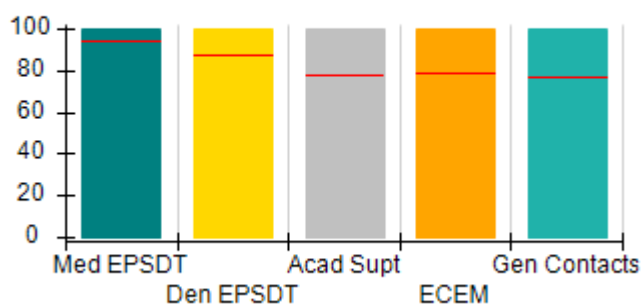
Safety Outcomes (%)



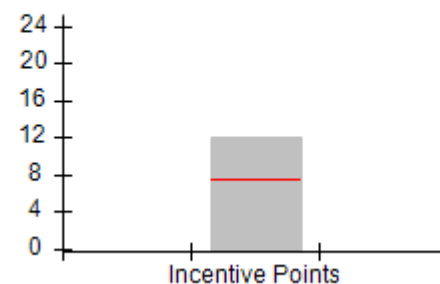
Permanency Outcomes (%)



Well-Being Outcomes (%)



Incentives Earned (Points)





Performance-Based Placement Measures

RBWO Provider GA+SCORECARD - CCI

Report Quarter: Q3 FY2020

Provider/Program Name: Methodist Home for Children & Youth - STARS Program (753) - CCI

304 Pierce Ave., Macon, GA 31204		Quarterly Scores (Grades)		Current Quarter Score (Grade)
Phone: 478-751-2800		Q1: 96.62 (A)	Q2: 102.21 (A+)	102.18% (A+)
Vendor ID# 35461		Q3: 102.18 (A+)	Q4: N/A	
Program Census Information:		# Children in Care During Quarter: 7	# Placements During Quarter: 7	# Children in Care On Last Day: 4
	Avg Performance All CCIs (%)	Provider Performance (%)*	Possible Points (Weight)	Provider Points Earned
OPM Monitoring Reviews				
Annual Comprehensive Reviews	82%	91%	25	22.78
Safety Reviews	85%	77%	15	11.50
Monitoring Sub-Total			40	34.28
CCI Safety Outcomes				
Incidence of Maltreatment	0.06%	No Substantiated Reports	10	10.00
Staff Training/Foundations	94%	100%	5	5.00
Staff Safety Checks	86%	100%	5	5.00
Safety Sub-Total			20	20.00
CCI Permanency Outcomes				
Placement Stability	90%	86%	15	12.90
Permanency Sub-Total			15	12.90
CCI Well-Being Outcomes				
EPSDT Medical Visits	94%	100%	4	4.00
EPSDT Dental Visits	88%	100%	4	4.00
Academic Supports	78%	100%	3	3.00
Provider ECEM Visits	79%	100%	7	7.00
Provider General Contacts	77%	100%	7	7.00
Placements with Siblings	35%	0%	Not Scored	Not Scored
Placements within Legal County	11%	0%	Not Scored	Not Scored
Well-Being Sub-Total			25	25.00

*Performance calculation descriptions can be found in the FY 2020 RBWO PBP Measurements and Standards Guide.

Monitoring & Outcomes: Possible Points = 100		Points Earned = 92.18	
Score Before Incentives Credit			92.18%
Incentives Awarded			10.00 pts
PBP Verification			N/A pts
Total Score			102.18%



DHS, DFCS, Office of Provider Management
Performance-Based Placement Measures
RBWO Provider GA+SCORECARD - CCI



Report Quarter: Q3 FY2020

Provider/Program Name: Methodist Home for Children & Youth - STARS Program (753) - CCI

Program Census Information:		# Children in Care During Quarter: 7	# Placements During Quarter: 7	# Children in Care On Last Day: 4
CCI Incentive Credits	Avg Performance All CCIs (Points)	Provider Performance (%)*	Possible Points (Weight)	Provider Points Earned
Early EPSDT Medical Visits		100%	2	2.00
Early EPSDT Dental Visits		100%	2	2.00
Permanency Contacts		None Planned	5	
Additional Academic Supports		100%	2	2.00
HS Grad/GED/Prof or Trade Certificate/College		N/A	10/5/5/1	
EYSS Agreement		Not Eligible	5	
Community Connections		0%	4	0.00
Active Agency Accreditation		50%	4	2.00
Staff Clinical Licensure		0%	5	0.00
Behavior Management (threshold = 0)		100%	4	4.00
Incentives Total	7.45			12.00
Maximum total combined incentive credit allowed is 10 points.			Incentives Awarded	10.00

*Performance calculation descriptions can be found in the FY 2020 RBWO PBP Measurements and Standards Guide.

Child Protective Services Investigations and Dispositions

The following investigations data, which is not used for scoring but is considered significant to a provider's performance, is from Georgia SHINES and is not considered final or complete until the end of the fiscal year.

Total Reports:	2
Number Screened In:	1
Number Screened Out:	1
Number Substantiated:	0
Number Unsubstantiated:	0
Number Active CPS Investigations:	1



DHS, DFCS, Office of Provider Management
Performance-Based Placement Measures
RBWO Provider GA+SCORECARD - CCI



Report Quarter: Q3 FY2020

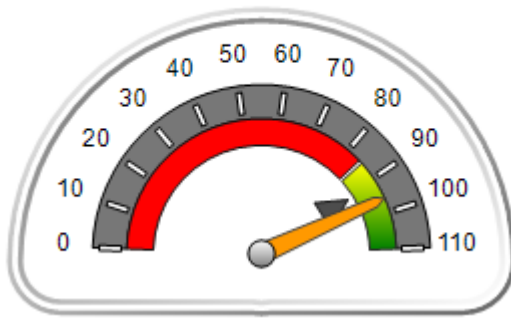
Provider/Program Name: Morningstar Children and Family Services - Residential Program (764) - CCI

One Youth Estate Drive, Brunswick, GA 31525	Quarterly Scores (Grades)		Current Quarter Score (Grade)
Phone: 912-267-3700	Q1: 99.03 (A+)	Q2: 98.31 (A+)	96.09% (A)
Vendor ID# 35480	Q3: 96.09 (A)	Q4: N/A	
Program Census Information:	# Children in Care During Quarter: 57	# Placements During Quarter: 57	# Children in Care On Last Day: 52

Quarterly Provider Comparisons to All CCIs

▼ — indicates average for all CCIs

Overall Score (%)



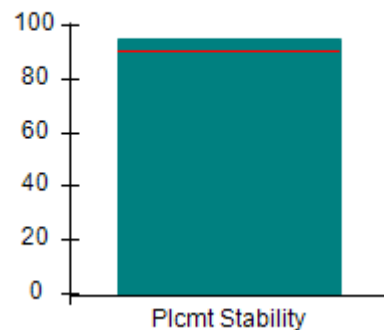
OPM Monitoring Reviews (%)



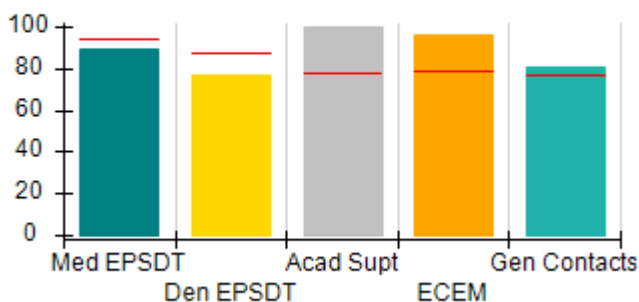
Safety Outcomes (%)



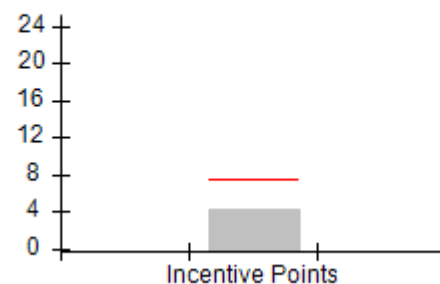
Permanency Outcomes (%)



Well-Being Outcomes (%)



Incentives Earned (Points)





Performance-Based Placement Measures

RBWO Provider GA+SCORECARD - CCI

Report Quarter: Q3 FY2020

Provider/Program Name: Morningstar Children and Family Services - Residential Program (764) - CCI				
One Youth Estate Drive, Brunswick, GA 31525		Quarterly Scores (Grades)		Current Quarter Score (Grade)
Phone: 912-267-3700		Q1: 99.03 (A+)	Q2: 98.31 (A+)	96.09% (A)
Vendor ID# 35480		Q3: 96.09 (A)	Q4: N/A	
Program Census Information:		# Children in Care During Quarter: 57	# Placements During Quarter: 57	# Children in Care On Last Day: 52
	Avg Performance All CCIs (%)	Provider Performance (%)*	Possible Points (Weight)	Provider Points Earned
OPM Monitoring Reviews				
Annual Comprehensive Reviews	82%	95%	25	23.74
Safety Reviews	85%	90%	15	13.50
Monitoring Sub-Total			40	37.24
CCI Safety Outcomes				
Incidence of Maltreatment	0.06%	No Substantiated Reports	10	10.00
Staff Training/Foundations	94%	91%	5	4.55
Staff Safety Checks	86%	74%	5	3.70
Safety Sub-Total			20	18.25
CCI Permanency Outcomes				
Placement Stability	90%	95%	15	14.25
Permanency Sub-Total			15	14.25
CCI Well-Being Outcomes				
EPSDT Medical Visits	94%	89%	4	3.56
EPSDT Dental Visits	88%	77%	4	3.08
Academic Supports	78%	100%	3	3.00
Provider ECEM Visits	79%	96%	7	6.72
Provider General Contacts	77%	81%	7	5.67
Placements with Siblings	35%	40%	Not Scored	Not Scored
Placements within Legal County	11%	0%	Not Scored	Not Scored
Well-Being Sub-Total			25	22.03

*Performance calculation descriptions can be found in the FY 2020 RBWO PBP Measurements and Standards Guide.

Monitoring & Outcomes: Possible Points = 100	Points Earned = 91.77
Score Before Incentives Credit	91.77%
Incentives Awarded	4.32 pts
PBP Verification	N/A pts
Total Score	96.09%



DHS, DFCS, Office of Provider Management
Performance-Based Placement Measures
RBWO Provider GA+SCORECARD - CCI



Report Quarter: Q3 FY2020

Provider/Program Name: Morningstar Children and Family Services - Residential Program (764) - CCI

Program Census Information:		# Children in Care During Quarter: 57	# Placements During Quarter: 57	# Children in Care On Last Day: 52
CCI Incentive Credits	Avg Performance All CCIs (Points)	Provider Performance (%)*	Possible Points (Weight)	Provider Points Earned
Early EPSDT Medical Visits		68%	2	1.36
Early EPSDT Dental Visits		48%	2	0.96
Permanency Contacts		0%	5	0.00
Additional Academic Supports		0%	2	0.00
HS Grad/GED/Prof or Trade Certificate/College		N/A	10/5/5/1	
EYSS Agreement		Not Eligible	5	
Community Connections		0%	4	0.00
Active Agency Accreditation		50%	4	2.00
Staff Clinical Licensure		0%	5	0.00
Behavior Management (threshold = 0)		0%	4	0.00
Incentives Total	7.45			4.32
Maximum total combined incentive credit allowed is 10 points.			Incentives Awarded	4.32

*Performance calculation descriptions can be found in the FY 2020 RBWO PBP Measurements and Standards Guide.

Child Protective Services Investigations and Dispositions

The following investigations data, which is not used for scoring but is considered significant to a provider's performance, is from Georgia SHINES and is not considered final or complete until the end of the fiscal year.

Total Reports:	3
Number Screened In:	1
Number Screened Out:	2
Number Substantiated:	0
Number Unsubstantiated:	0
Number Active CPS Investigations:	1



DHS, DFCS, Office of Provider Management
Performance-Based Placement Measures
RBWO Provider GA+SCORECARD - CCI
Report Quarter: Q3 FY2020



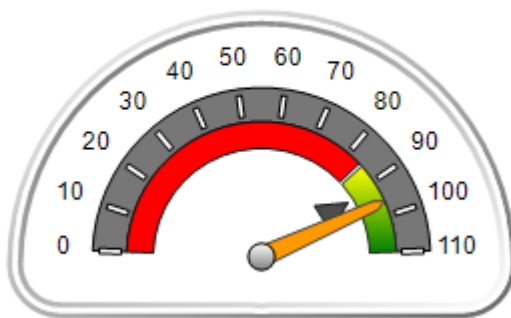
Provider/Program Name: Mountain Top Boys' Home, Inc. - (888) - CCI

65 Mountain Top Way, Sugar Valley, GA 30746	Quarterly Scores (Grades)		Current Quarter Score (Grade)
Phone: 706-397-8223	Q1: 90.54 (A-)	Q2: 93.24 (A-)	96.18% (A)
Vendor ID# 35481	Q3: 96.18 (A)	Q4: N/A	
Program Census Information:	# Children in Care During Quarter: 12	# Placements During Quarter: 12	# Children in Care On Last Day: 7

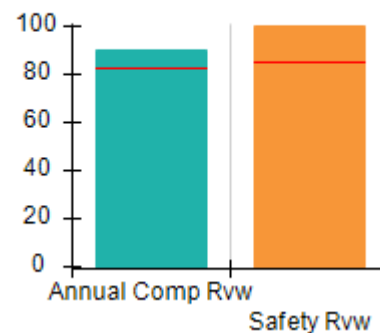
Quarterly Provider Comparisons to All CCIs

▼ — indicates average for all CCIs

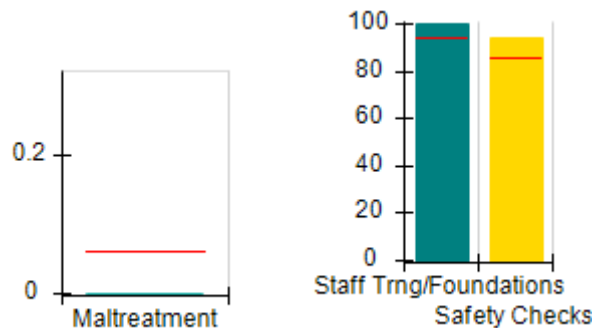
Overall Score (%)



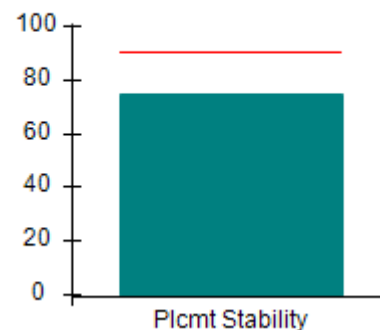
OPM Monitoring Reviews (%)



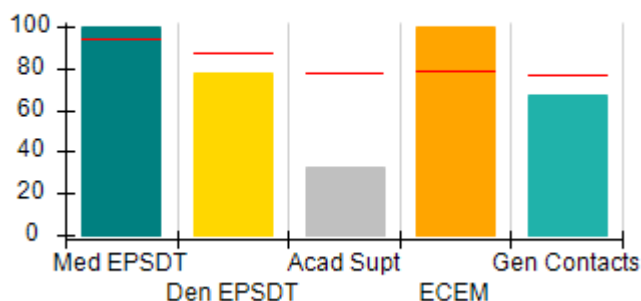
Safety Outcomes (%)



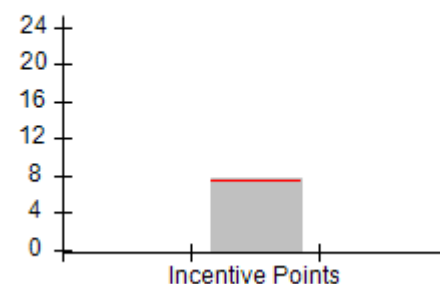
Permanency Outcomes (%)



Well-Being Outcomes (%)



Incentives Earned (Points)





Performance-Based Placement Measures

RBWO Provider GA+SCORECARD - CCI

Report Quarter: Q3 FY2020

Provider/Program Name: Mountain Top Boys' Home, Inc. - (888) - CCI				
65 Mountain Top Way, Sugar Valley, GA 30746		Quarterly Scores (Grades)		Current Quarter Score (Grade)
Phone: 706-397-8223		Q1: 90.54 (A-)	Q2: 93.24 (A-)	96.18% (A)
Vendor ID# 35481		Q3: 96.18 (A)	Q4: N/A	
Program Census Information:		# Children in Care During Quarter: 12	# Placements During Quarter: 12	# Children in Care On Last Day: 7
	Avg Performance All CCIs (%)	Provider Performance (%)*	Possible Points (Weight)	Provider Points Earned
OPM Monitoring Reviews				
Annual Comprehensive Reviews	82%	91%	25	22.65
Safety Reviews	85%	100%	15	15.00
Monitoring Sub-Total			40	37.65
CCI Safety Outcomes				
Incidence of Maltreatment	0.06%	No Substantiated Reports	10	10.00
Staff Training/Foundations	94%	100%	5	5.00
Staff Safety Checks	86%	94%	5	4.70
Safety Sub-Total			20	19.70
CCI Permanency Outcomes				
Placement Stability	90%	75%	15	11.25
Permanency Sub-Total			15	11.25
CCI Well-Being Outcomes				
EPSDT Medical Visits	94%	100%	4	4.00
EPSDT Dental Visits	88%	78%	4	3.12
Academic Supports	78%	33%	3	0.99
Provider ECEM Visits	79%	100%	7	7.00
Provider General Contacts	77%	67%	7	4.69
Placements with Siblings	35%	46%	Not Scored	Not Scored
Placements within Legal County	11%	0%	Not Scored	Not Scored
Well-Being Sub-Total			25	19.80
*Performance calculation descriptions can be found in the FY 2020 RBWO PBP Measurements and Standards Guide.				

Monitoring & Outcomes: Possible Points = 100		Points Earned = 88.40	
Score Before Incentives Credit			88.40%
Incentives Awarded			7.78 pts
PBP Verification			N/A pts
Total Score			96.18%



DHS, DFCS, Office of Provider Management
Performance-Based Placement Measures
RBWO Provider GA+SCORECARD - CCI
Report Quarter: Q3 FY2020



Provider/Program Name: Mountain Top Boys' Home, Inc. - (888) - CCI

Program Census Information:		# Children in Care During Quarter: 12	# Placements During Quarter: 12	# Children in Care On Last Day: 7
CCI Incentive Credits	Avg Performance All CCIs (Points)	Provider Performance (%)*	Possible Points (Weight)	Provider Points Earned
Early EPSDT Medical Visits		100%	2	2.00
Early EPSDT Dental Visits		60%	2	1.20
Permanency Contacts		0%	5	0.00
Additional Academic Supports		29%	2	0.58
HS Grad/GED/Prof or Trade Certificate/College		N/A	10/5/5/1	
EYSS Agreement		Not Eligible	5	
Community Connections		0%	4	0.00
Active Agency Accreditation		0%	4	0.00
Staff Clinical Licensure		0%	5	0.00
Behavior Management (threshold = 0)		100%	4	4.00
Incentives Total	7.45			7.78
Maximum total combined incentive credit allowed is 10 points.			Incentives Awarded	7.78

*Performance calculation descriptions can be found in the FY 2020 RBWO PBP Measurements and Standards Guide.

Child Protective Services Investigations and Dispositions

The following investigations data, which is not used for scoring but is considered significant to a provider's performance, is from Georgia SHINES and is not considered final or complete until the end of the fiscal year.

Total Reports:	0
Number Screened In:	0
Number Screened Out:	0
Number Substantiated:	0
Number Unsubstantiated:	0
Number Active CPS Investigations:	0



DHS, DFCS, Office of Provider Management
Performance-Based Placement Measures
RBWO Provider GA+SCORECARD - CCI
Report Quarter: Q3 FY2020



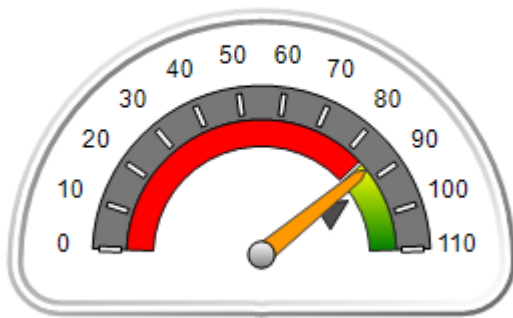
Provider/Program Name: Murphy-Harpst Children's Centers - (770) - CCI

740 Fletcher St., Cedartown, GA 30125	Quarterly Scores (Grades)		Current Quarter Score (Grade)
Phone: 770-748-1500	Q1: 88.55 (B+)	Q2: 88.72 (B+)	86.85% (B)
Vendor ID# 35484	Q3: 86.85 (B)	Q4: N/A	
Program Census Information:	# Children in Care During Quarter: 56	# Placements During Quarter: 59	# Children in Care On Last Day: 38

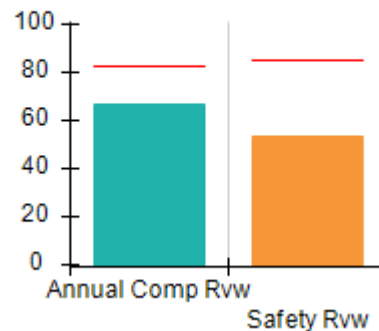
Quarterly Provider Comparisons to All CCIs

▼ — indicates average for all CCIs

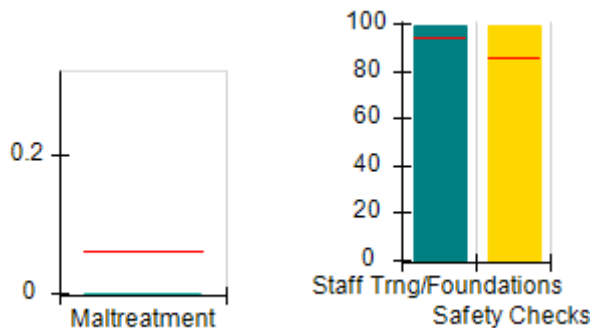
Overall Score (%)



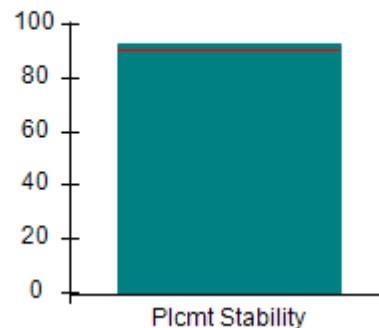
OPM Monitoring Reviews (%)



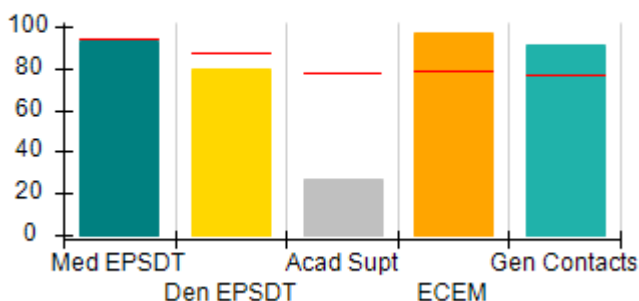
Safety Outcomes (%)



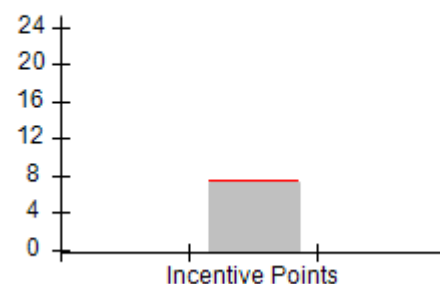
Permanency Outcomes (%)



Well-Being Outcomes (%)



Incentives Earned (Points)





DHS, DFCS, Office of Provider Management
Performance-Based Placement Measures
RBWO Provider GA+SCORECARD - CCI
 Report Quarter: Q3 FY2020



Provider/Program Name: Murphy-Harpst Children's Centers - (770) - CCI				
740 Fletcher St., Cedartown, GA 30125		Quarterly Scores (Grades)		Current Quarter Score (Grade)
Phone: 770-748-1500		Q1: 88.55 (B+)	Q2: 88.72 (B+)	86.85% (B)
Vendor ID# 35484		Q3: 86.85 (B)	Q4: N/A	
Program Census Information:		# Children in Care During Quarter: 56	# Placements During Quarter: 59	# Children in Care On Last Day: 38
	Avg Performance All CCIs (%)	Provider Performance (%)*	Possible Points (Weight)	Provider Points Earned
OPM Monitoring Reviews				
Annual Comprehensive Reviews	82%	67%	25	16.74
Safety Reviews	85%	53%	15	8.00
Monitoring Sub-Total			40	24.74
CCI Safety Outcomes				
Incidence of Maltreatment	0.06%	No Substantiated Reports	10	10.00
Staff Training/Foundations	94%	99%	5	4.95
Staff Safety Checks	86%	99%	5	4.95
Safety Sub-Total			20	19.90
CCI Permanency Outcomes				
Placement Stability	90%	93%	15	13.95
Permanency Sub-Total			15	13.95
CCI Well-Being Outcomes				
EPSDT Medical Visits	94%	93%	4	3.72
EPSDT Dental Visits	88%	80%	4	3.20
Academic Supports	78%	27%	3	0.81
Provider ECEM Visits	79%	97%	7	6.79
Provider General Contacts	77%	91%	7	6.37
Placements with Siblings	35%	0%	Not Scored	Not Scored
Placements within Legal County	11%	0%	Not Scored	Not Scored
Well-Being Sub-Total			25	20.89
*Performance calculation descriptions can be found in the FY 2020 RBWO PBP Measurements and Standards Guide.				

Monitoring & Outcomes: Possible Points = 100		Points Earned = 79.48	
Score Before Incentives Credit			79.48%
Incentives Awarded			7.37 pts
PBP Verification			N/A pts
Total Score			86.85%



DHS, DFCS, Office of Provider Management
Performance-Based Placement Measures
RBWO Provider GA+SCORECARD - CCI
Report Quarter: Q3 FY2020



Provider/Program Name: Murphy-Harpst Children's Centers - (770) - CCI

Program Census Information:		# Children in Care During Quarter: 56	# Placements During Quarter: 59	# Children in Care On Last Day: 38
CCI Incentive Credits	Avg Performance All CCIs (Points)	Provider Performance (%)*	Possible Points (Weight)	Provider Points Earned
Early EPSDT Medical Visits		75%	2	1.50
Early EPSDT Dental Visits		31%	2	0.62
Permanency Contacts		15%	5	0.75
Additional Academic Supports		0%	2	0.00
HS Grad/GED/Prof or Trade Certificate/College		N/A	10/5/5/1	
EYSS Agreement		Not Eligible	5	
Community Connections		0%	4	0.00
Active Agency Accreditation		100%	4	4.00
Staff Clinical Licensure		10%	5	0.50
Behavior Management (threshold = 0)		0%	4	0.00
Incentives Total	7.45			7.37
Maximum total combined incentive credit allowed is 10 points.			Incentives Awarded	7.37

*Performance calculation descriptions can be found in the FY 2020 RBWO PBP Measurements and Standards Guide.

Child Protective Services Investigations and Dispositions

The following investigations data, which is not used for scoring but is considered significant to a provider's performance, is from Georgia SHINES and is not considered final or complete until the end of the fiscal year.

Total Reports:	1
Number Screened In:	0
Number Screened Out:	1
Number Substantiated:	0
Number Unsubstantiated:	0
Number Active CPS Investigations:	0

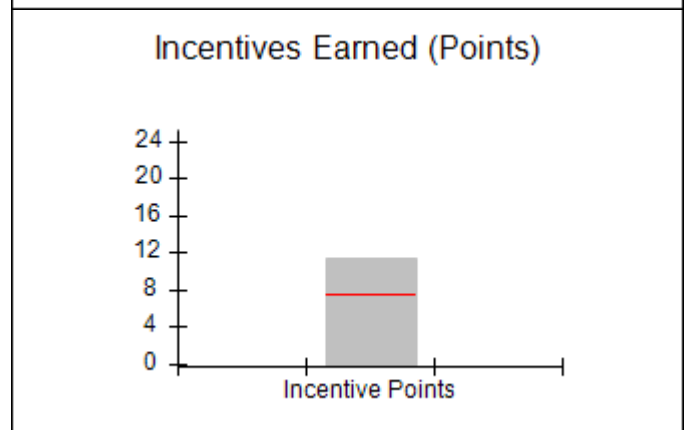
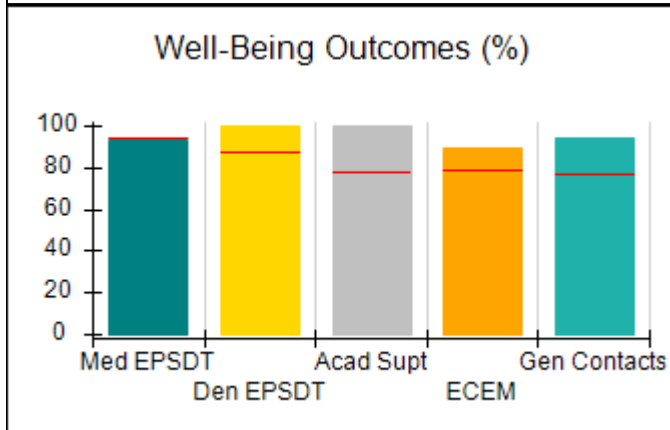
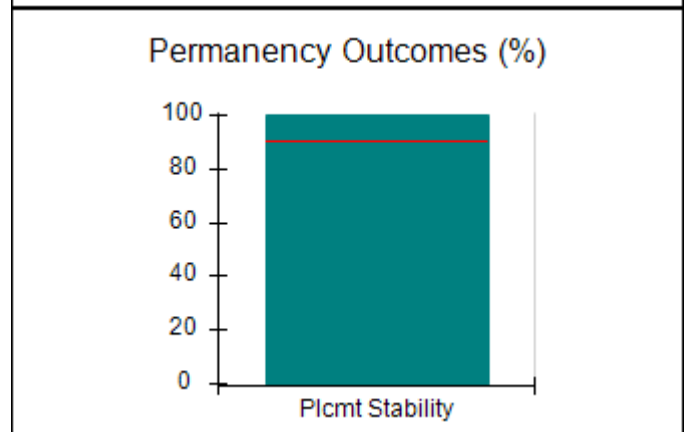
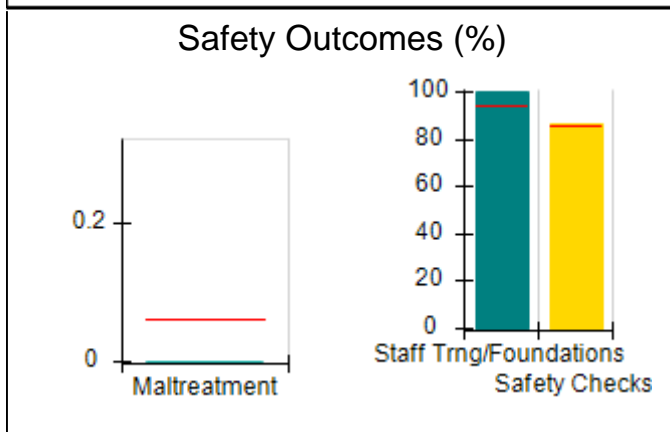
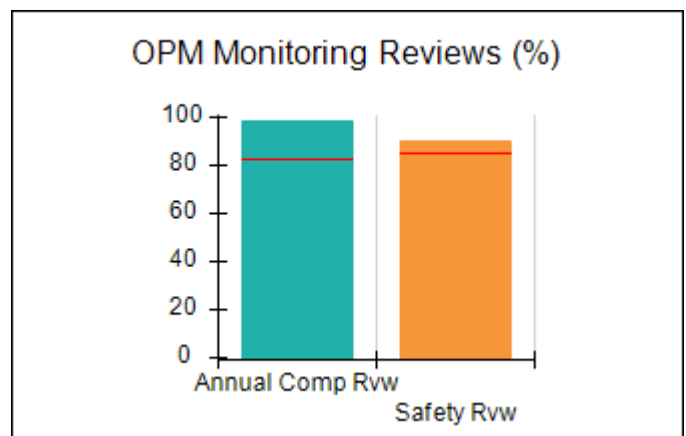
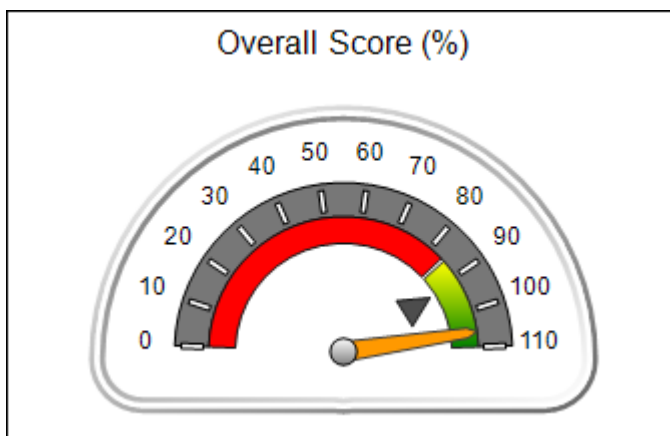


DHS, DFCS, Office of Provider Management
Performance-Based Placement Measures
RBWO Provider GA+SCORECARD - CCI
Report Quarter: Q3 FY2020



Provider/Program Name: North Georgia Angel House - (925) - CCI			
2260 Sam Nelson Road, Canton, GA 30114	Quarterly Scores (Grades)		Current Quarter Score (Grade)
Phone: 770 479-9555	Q1: 106.16 (A+)	Q2: 107.45 (A+)	105.94% (A+)
Vendor ID# 35513	Q3: 105.94 (A+)	Q4: N/A	
Program Census Information:	# Children in Care During Quarter: 14	# Placements During Quarter: 14	# Children in Care On Last Day: 13
Quarterly Provider Comparisons to All CCIs			

▼ — indicates average for all CCIs





DHS, DFCS, Office of Provider Management
Performance-Based Placement Measures
RBWO Provider GA+SCORECARD - CCI
 Report Quarter: Q3 FY2020



Provider/Program Name: North Georgia Angel House - (925) - CCI				
2260 Sam Nelson Road, Canton, GA 30114		Quarterly Scores (Grades)		Current Quarter Score (Grade)
Phone: 770 479-9555		Q1: 106.16 (A+)	Q2: 107.45 (A+)	105.94% (A+)
Vendor ID# 35513		Q3: 105.94 (A+)	Q4: N/A	
Program Census Information:		# Children in Care During Quarter: 14	# Placements During Quarter: 14	# Children in Care On Last Day: 13
	Avg Performance All CCIs (%)	Provider Performance (%)*	Possible Points (Weight)	Provider Points Earned
OPM Monitoring Reviews				
Annual Comprehensive Reviews	82%	98%	25	24.61
Safety Reviews	85%	90%	15	13.50
Monitoring Sub-Total			40	38.11
CCI Safety Outcomes				
Incidence of Maltreatment	0.06%	No Substantiated Reports	10	10.00
Staff Training/Foundations	94%	100%	5	5.00
Staff Safety Checks	86%	86%	5	4.30
Safety Sub-Total			20	19.30
CCI Permanency Outcomes				
Placement Stability	90%	100%	15	15.00
Permanency Sub-Total			15	15.00
CCI Well-Being Outcomes				
EPSDT Medical Visits	94%	93%	4	3.72
EPSDT Dental Visits	88%	100%	4	4.00
Academic Supports	78%	100%	3	3.00
Provider ECEM Visits	79%	89%	7	6.23
Provider General Contacts	77%	94%	7	6.58
Placements with Siblings	35%	20%	Not Scored	Not Scored
Placements within Legal County	11%	67%	Not Scored	Not Scored
Well-Being Sub-Total			25	23.53
*Performance calculation descriptions can be found in the FY 2020 RBWO PBP Measurements and Standards Guide.				

Monitoring & Outcomes: Possible Points = 100		Points Earned = 95.94	
Score Before Incentives Credit			95.94%
Incentives Awarded			10.00 pts
PBP Verification			N/A pts
Total Score			105.94%



DHS, DFCS, Office of Provider Management
Performance-Based Placement Measures
RBWO Provider GA+SCORECARD - CCI
Report Quarter: Q3 FY2020



Provider/Program Name: North Georgia Angel House - (925) - CCI

Program Census Information:		# Children in Care During Quarter: 14	# Placements During Quarter: 14	# Children in Care On Last Day: 13
CCI Incentive Credits	Avg Performance All CCIs (Points)	Provider Performance (%)*	Possible Points (Weight)	Provider Points Earned
Early EPSDT Medical Visits		67%	2	1.34
Early EPSDT Dental Visits		100%	2	2.00
Permanency Contacts		None Planned	5	
Additional Academic Supports		97%	2	1.94
HS Grad/GED/Prof or Trade Certificate/College		N/A	10/5/5/1	
EYSS Agreement		Not Eligible	5	
Community Connections		0%	4	0.00
Active Agency Accreditation		50%	4	2.00
Staff Clinical Licensure		0%	5	0.00
Behavior Management (threshold = 0)		100%	4	4.00
Incentives Total	7.45			11.28
Maximum total combined incentive credit allowed is 10 points.			Incentives Awarded	10.00

*Performance calculation descriptions can be found in the FY 2020 RBWO PBP Measurements and Standards Guide.

Child Protective Services Investigations and Dispositions

The following investigations data, which is not used for scoring but is considered significant to a provider's performance, is from Georgia SHINES and is not considered final or complete until the end of the fiscal year.

Total Reports:	2
Number Screened In:	1
Number Screened Out:	1
Number Substantiated:	0
Number Unsubstantiated:	1
Number Active CPS Investigations:	0



DHS, DFCS, Office of Provider Management
Performance-Based Placement Measures
RBWO Provider GA+SCORECARD - CCI
 Report Quarter: Q3 FY2020



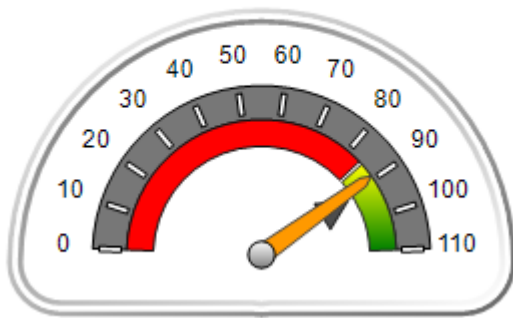
Provider/Program Name: Northwest Georgia Girls Home - (779) - CCI

508 Chattanooga Ave., Dalton, GA 30722	Quarterly Scores (Grades)		Current Quarter Score (Grade)
Phone: 706-226-4862	Q1: 90.76 (A-)	Q2: 95.69 (A)	89.09% (B+)
Vendor ID# 35516	Q3: 89.09 (B+)	Q4: N/A	
Program Census Information:	# Children in Care During Quarter: 7	# Placements During Quarter: 7	# Children in Care On Last Day: 4

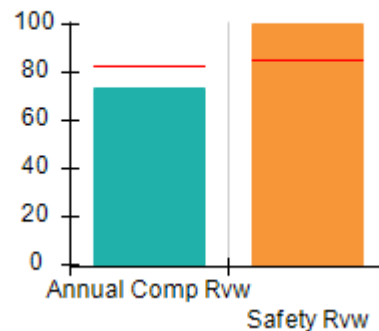
Quarterly Provider Comparisons to All CCIs

▼ — indicates average for all CCIs

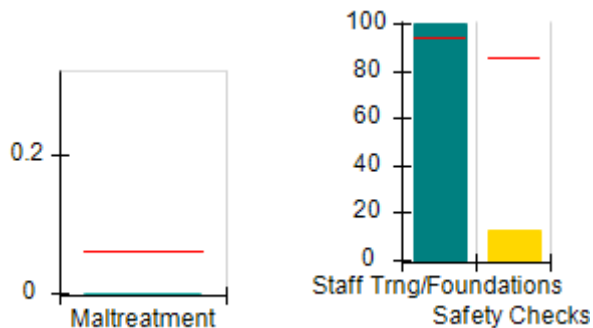
Overall Score (%)



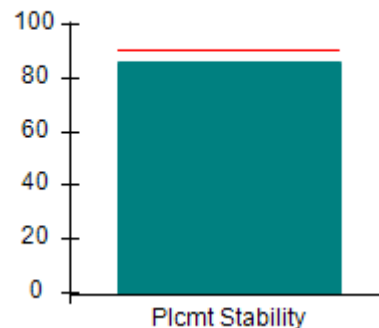
OPM Monitoring Reviews (%)



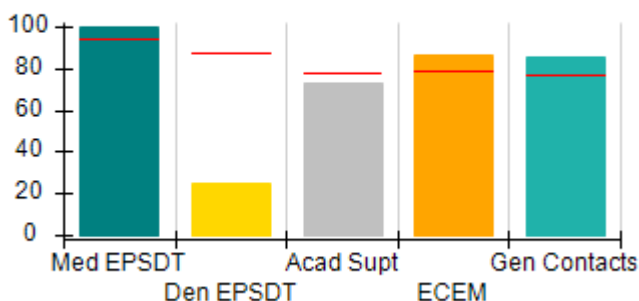
Safety Outcomes (%)



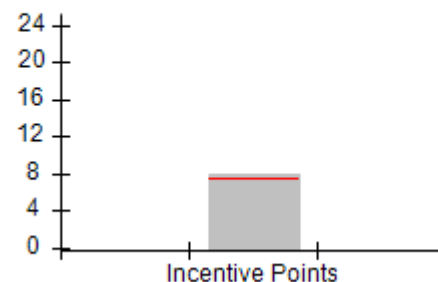
Permanency Outcomes (%)



Well-Being Outcomes (%)



Incentives Earned (Points)





DHS, DFCS, Office of Provider Management
Performance-Based Placement Measures
RBWO Provider GA+SCORECARD - CCI
 Report Quarter: Q3 FY2020



Provider/Program Name: Northwest Georgia Girls Home - (779) - CCI				
508 Chattanooga Ave., Dalton, GA 30722		Quarterly Scores (Grades)		Current Quarter Score (Grade)
Phone: 706-226-4862		Q1: 90.76 (A-)	Q2: 95.69 (A)	89.09% (B+)
Vendor ID# 35516		Q3: 89.09 (B+)	Q4: N/A	
Program Census Information:		# Children in Care During Quarter: 7	# Placements During Quarter: 7	# Children in Care On Last Day: 4
	Avg Performance All CCIs (%)	Provider Performance (%)*	Possible Points (Weight)	Provider Points Earned
OPM Monitoring Reviews				
Annual Comprehensive Reviews	82%	74%	25	18.42
Safety Reviews	85%	100%	15	15.00
Monitoring Sub-Total			40	33.42
CCI Safety Outcomes				
Incidence of Maltreatment	0.06%	No Substantiated Reports	10	10.00
Staff Training/Foundations	94%	100%	5	5.00
Staff Safety Checks	86%	13%	5	0.65
Safety Sub-Total			20	15.65
CCI Permanency Outcomes				
Placement Stability	90%	86%	15	12.90
Permanency Sub-Total			15	12.90
CCI Well-Being Outcomes				
EPSDT Medical Visits	94%	100%	4	4.00
EPSDT Dental Visits	88%	25%	4	1.00
Academic Supports	78%	73%	3	2.19
Provider ECEM Visits	79%	86%	7	6.02
Provider General Contacts	77%	85%	7	5.95
Placements with Siblings	35%	Not Eligible	Not Scored	Not Scored
Placements within Legal County	11%	67%	Not Scored	Not Scored
Well-Being Sub-Total			25	19.16
*Performance calculation descriptions can be found in the FY 2020 RBWO PBP Measurements and Standards Guide.				

Monitoring & Outcomes: Possible Points = 100		Points Earned = 81.13	
Score Before Incentives Credit			81.13%
Incentives Awarded			7.96 pts
PBP Verification			N/A pts
Total Score			89.09%



DHS, DFCS, Office of Provider Management
Performance-Based Placement Measures
RBWO Provider GA+SCORECARD - CCI
Report Quarter: Q3 FY2020



Provider/Program Name: Northwest Georgia Girls Home - (779) - CCI

Program Census Information:		# Children in Care During Quarter: 7	# Placements During Quarter: 7	# Children in Care On Last Day: 4
CCI Incentive Credits	Avg Performance All CCIs (Points)	Provider Performance (%)*	Possible Points (Weight)	Provider Points Earned
Early EPSDT Medical Visits		100%	2	2.00
Early EPSDT Dental Visits		25%	2	0.50
Permanency Contacts		0%	5	0.00
Additional Academic Supports		73%	2	1.46
HS Grad/GED/Prof or Trade Certificate/College		N/A	10/5/5/1	
EYSS Agreement		Not Eligible	5	
Community Connections		0%	4	0.00
Active Agency Accreditation		0%	4	0.00
Staff Clinical Licensure		0%	5	0.00
Behavior Management (threshold = 0)		100%	4	4.00
Incentives Total	7.45			7.96
Maximum total combined incentive credit allowed is 10 points.			Incentives Awarded	7.96

*Performance calculation descriptions can be found in the FY 2020 RBWO PBP Measurements and Standards Guide.

Child Protective Services Investigations and Dispositions

The following investigations data, which is not used for scoring but is considered significant to a provider's performance, is from Georgia SHINES and is not considered final or complete until the end of the fiscal year.

Total Reports:	0
Number Screened In:	0
Number Screened Out:	0
Number Substantiated:	0
Number Unsubstantiated:	0
Number Active CPS Investigations:	0

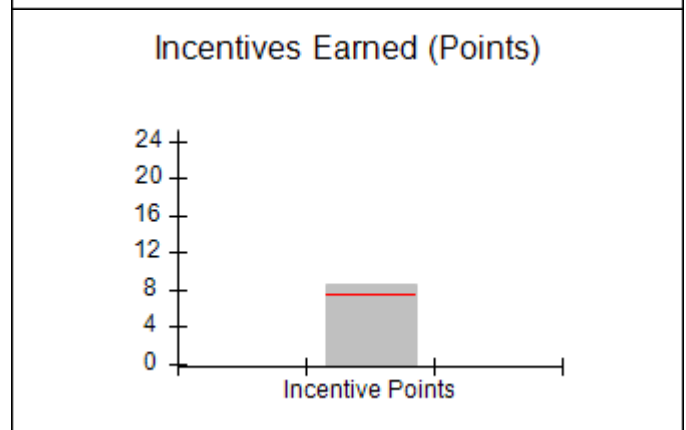
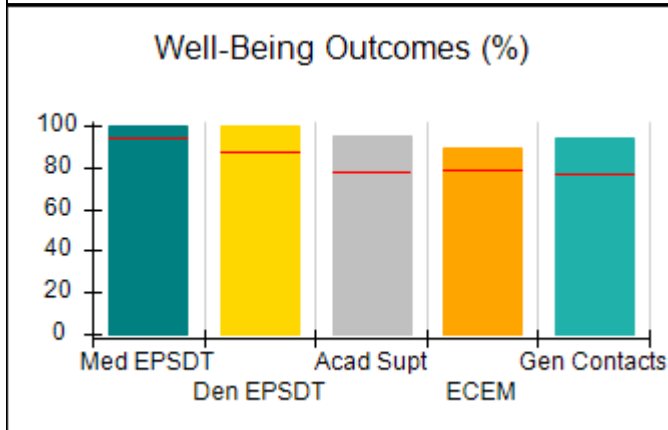
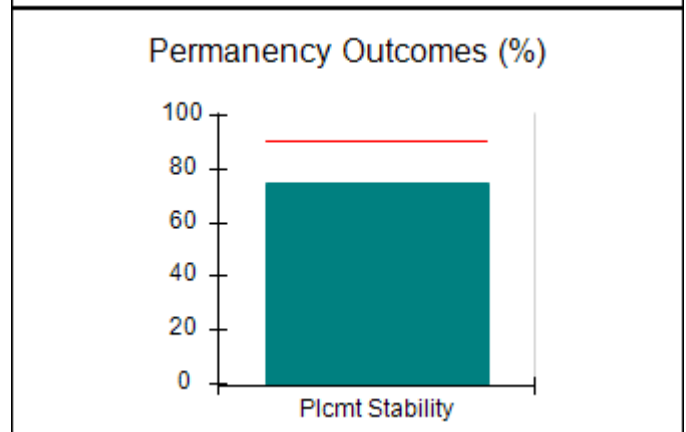
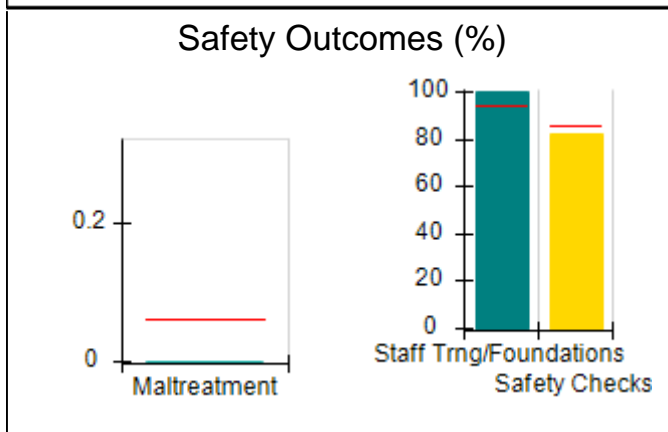
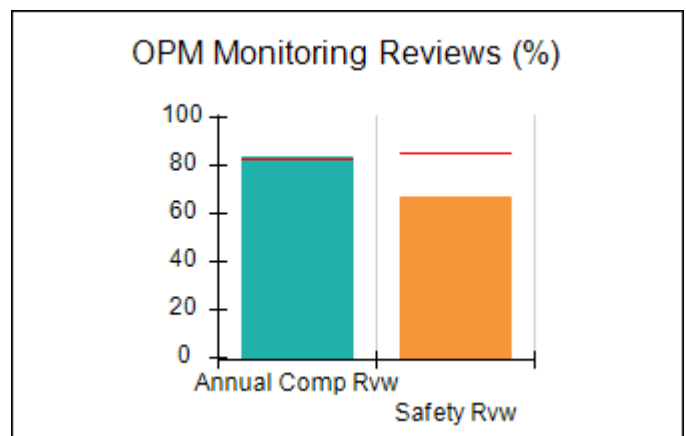
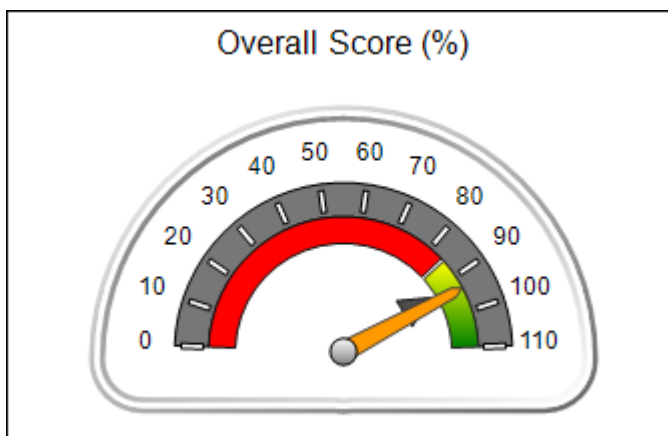


DHS, DFCS, Office of Provider Management
Performance-Based Placement Measures
RBWO Provider GA+SCORECARD - CCI
Report Quarter: Q3 FY2020



Provider/Program Name: Open Arms - Bridge I - Miller Rd. (787) - CCI			
162 Miller Rd., Leesburg, GA 31763	Quarterly Scores (Grades)		Current Quarter Score (Grade)
Phone: 229-431-1121	Q1: 90.94 (A-)	Q2: 93.04 (A-)	93.63% (A-)
Vendor ID# 35530	Q3: 93.63 (A-)	Q4: N/A	
Program Census Information:	# Children in Care During Quarter: 8	# Placements During Quarter: 8	# Children in Care On Last Day: 6
Quarterly Provider Comparisons to All CCIs			

▼ — indicates average for all CCIs





DHS, DFCS, Office of Provider Management
Performance-Based Placement Measures
RBWO Provider GA+SCORECARD - CCI
 Report Quarter: Q3 FY2020



Provider/Program Name: Open Arms - Bridge I - Miller Rd. (787) - CCI				
162 Miller Rd., Leesburg, GA 31763		Quarterly Scores (Grades)		Current Quarter Score (Grade)
Phone: 229-431-1121		Q1: 90.94 (A-)	Q2: 93.04 (A-)	93.63% (A-)
Vendor ID# 35530		Q3: 93.63 (A-)	Q4: N/A	
Program Census Information:		# Children in Care During Quarter: 8	# Placements During Quarter: 8	# Children in Care On Last Day: 6
	Avg Performance All CCIs (%)	Provider Performance (%)*	Possible Points (Weight)	Provider Points Earned
OPM Monitoring Reviews				
Annual Comprehensive Reviews	82%	84%	25	20.96
Safety Reviews	85%	67%	15	10.00
Monitoring Sub-Total			40	30.96
CCI Safety Outcomes				
Incidence of Maltreatment	0.06%	No Substantiated Reports	10	10.00
Staff Training/Foundations	94%	100%	5	5.00
Staff Safety Checks	86%	82%	5	4.10
Safety Sub-Total			20	19.10
CCI Permanency Outcomes				
Placement Stability	90%	75%	15	11.25
Permanency Sub-Total			15	11.25
CCI Well-Being Outcomes				
EPSDT Medical Visits	94%	100%	4	4.00
EPSDT Dental Visits	88%	100%	4	4.00
Academic Supports	78%	95%	3	2.85
Provider ECEM Visits	79%	89%	7	6.23
Provider General Contacts	77%	94%	7	6.58
Placements with Siblings	35%	60%	Not Scored	Not Scored
Placements within Legal County	11%	0%	Not Scored	Not Scored
Well-Being Sub-Total			25	23.66
*Performance calculation descriptions can be found in the FY 2020 RBWO PBP Measurements and Standards Guide.				

Monitoring & Outcomes: Possible Points = 100		Points Earned = 84.97	
Score Before Incentives Credit			84.97%
Incentives Awarded			8.66 pts
PBP Verification			N/A pts
Total Score			93.63%



DHS, DFCS, Office of Provider Management
Performance-Based Placement Measures
RBWO Provider GA+SCORECARD - CCI
Report Quarter: Q3 FY2020



Provider/Program Name: Open Arms - Bridge I - Miller Rd. (787) - CCI

Program Census Information:		# Children in Care During Quarter: 8	# Placements During Quarter: 8	# Children in Care On Last Day: 6
CCI Incentive Credits	Avg Performance All CCIs (Points)	Provider Performance (%)*	Possible Points (Weight)	Provider Points Earned
Early EPSDT Medical Visits		100%	2	2.00
Early EPSDT Dental Visits		100%	2	2.00
Permanency Contacts		0%	5	0.00
Additional Academic Supports		33%	2	0.66
HS Grad/GED/Prof or Trade Certificate/College		N/A	10/5/5/1	
EYSS Agreement		0%	5	0.00
Community Connections		0%	4	0.00
Active Agency Accreditation		0%	4	0.00
Staff Clinical Licensure		0%	5	0.00
Behavior Management (threshold = 0)		100%	4	4.00
Incentives Total	7.45			8.66
Maximum total combined incentive credit allowed is 10 points.			Incentives Awarded	8.66

*Performance calculation descriptions can be found in the FY 2020 RBWO PBP Measurements and Standards Guide.

Child Protective Services Investigations and Dispositions

The following investigations data, which is not used for scoring but is considered significant to a provider's performance, is from Georgia SHINES and is not considered final or complete until the end of the fiscal year.

Total Reports:	0
Number Screened In:	0
Number Screened Out:	0
Number Substantiated:	0
Number Unsubstantiated:	0
Number Active CPS Investigations:	0



Performance-Based Placement Measures

RBWO Provider GA+SCORECARD - CCI

Report Quarter: Q3 FY2020

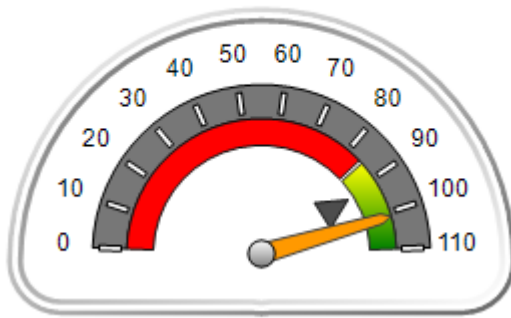
Provider/Program Name: Open Arms Children's Network - dba Ordered Steps Home for Girls (4320) - CCI

896 Bryant Still Road, Brooklet, GA 30415	Quarterly Scores (Grades)		Current Quarter Score (Grade)
Phone: 912-823-2016	Q1: 103.73 (A+)	Q2: 104.42 (A+)	101.15% (A+)
Vendor ID# 80481	Q3: 101.15 (A+)	Q4: N/A	
Program Census Information:	# Children in Care During Quarter: 8	# Placements During Quarter: 9	# Children in Care On Last Day: 5

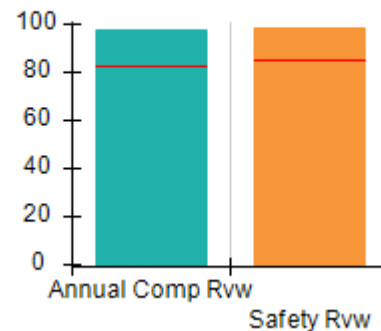
Quarterly Provider Comparisons to All CCIs

indicates average for all CCIs

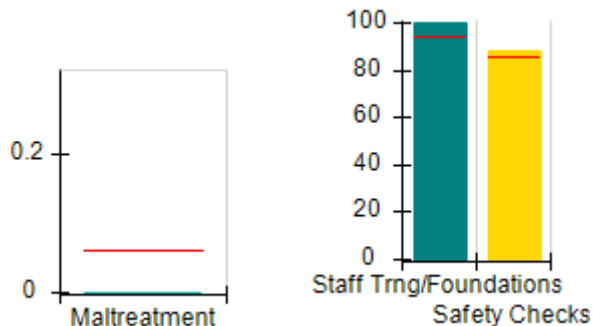
Overall Score (%)



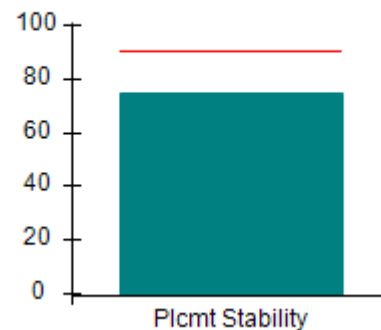
OPM Monitoring Reviews (%)



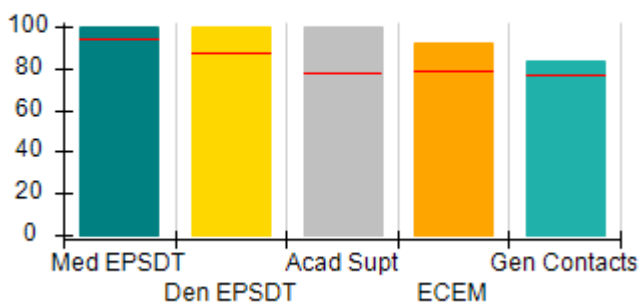
Safety Outcomes (%)



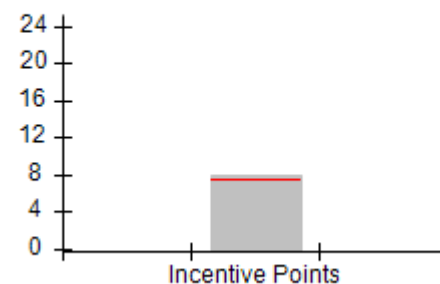
Permanency Outcomes (%)



Well-Being Outcomes (%)



Incentives Earned (Points)





Performance-Based Placement Measures

RBWO Provider GA+SCORECARD - CCI

Report Quarter: Q3 FY2020

Provider/Program Name: Open Arms Children's Network - dba Ordered Steps Home for Girls (4320) - CCI

896 Bryant Still Road, Brooklet, GA 30415	Quarterly Scores (Grades)		Current Quarter Score (Grade)
Phone: 912-823-2016	Q1: 103.73 (A+)	Q2: 104.42 (A+)	101.15% (A+)
Vendor ID# 80481	Q3: 101.15 (A+)	Q4: N/A	

Program Census Information:	# Children in Care During Quarter: 8	# Placements During Quarter: 9	# Children in Care On Last Day: 5
-----------------------------	--------------------------------------	--------------------------------	-----------------------------------

	Avg Performance All CCIs (%)	Provider Performance (%)*	Possible Points (Weight)	Provider Points Earned
--	------------------------------	---------------------------	--------------------------	------------------------

OPM Monitoring Reviews

Annual Comprehensive Reviews	82%	98%	25	24.50
Safety Reviews	85%	98%	15	14.75
Monitoring Sub-Total			40	39.25

CCI Safety Outcomes

Incidence of Maltreatment	0.06%	No Substantiated Reports	10	10.00
Staff Training/Foundations	94%	100%	5	5.00
Staff Safety Checks	86%	88%	5	4.40
Safety Sub-Total			20	19.40

CCI Permanency Outcomes

Placement Stability	90%	75%	15	11.25
Permanency Sub-Total			15	11.25

CCI Well-Being Outcomes

EPSDT Medical Visits	94%	100%	4	4.00
EPSDT Dental Visits	88%	100%	4	4.00
Academic Supports	78%	100%	3	3.00
Provider ECEM Visits	79%	92%	7	6.44
Provider General Contacts	77%	83%	7	5.81
Placements with Siblings	35%	0%	Not Scored	Not Scored
Placements within Legal County	11%	0%	Not Scored	Not Scored
Well-Being Sub-Total			25	23.25

*Performance calculation descriptions can be found in the FY 2020 RBWO PBP Measurements and Standards Guide.

Monitoring & Outcomes: Possible Points = 100	Points Earned = 93.15
Score Before Incentives Credit	93.15%
Incentives Awarded	8.00 pts
PBP Verification	N/A pts
Total Score	101.15%



DHS, DFCS, Office of Provider Management
Performance-Based Placement Measures
RBWO Provider GA+SCORECARD - CCI



Report Quarter: Q3 FY2020

Provider/Program Name: Open Arms Children's Network - dba Ordered Steps Home for Girls (4320) - CCI

Program Census Information:		# Children in Care During Quarter: 8	# Placements During Quarter: 9	# Children in Care On Last Day: 5
CCI Incentive Credits	Avg Performance All CCIs (Points)	Provider Performance (%)*	Possible Points (Weight)	Provider Points Earned
Early EPSDT Medical Visits		100%	2	2.00
Early EPSDT Dental Visits		100%	2	2.00
Permanency Contacts		0%	5	0.00
Additional Academic Supports		0%	2	0.00
HS Grad/GED/Prof or Trade Certificate/College		N/A	10/5/5/1	
EYSS Agreement		Not Eligible	5	
Community Connections		0%	4	0.00
Active Agency Accreditation		0%	4	0.00
Staff Clinical Licensure		0%	5	0.00
Behavior Management (threshold = 0)		100%	4	4.00
Incentives Total	7.45			8.00
Maximum total combined incentive credit allowed is 10 points.			Incentives Awarded	8.00

*Performance calculation descriptions can be found in the FY 2020 RBWO PBP Measurements and Standards Guide.

Child Protective Services Investigations and Dispositions

The following investigations data, which is not used for scoring but is considered significant to a provider's performance, is from Georgia SHINES and is not considered final or complete until the end of the fiscal year.

Total Reports:	0
Number Screened In:	0
Number Screened Out:	0
Number Substantiated:	0
Number Unsubstantiated:	0
Number Active CPS Investigations:	0



DHS, DFCS, Office of Provider Management
Performance-Based Placement Measures
RBWO Provider GA+SCORECARD - CCI
Report Quarter: Q3 FY2020



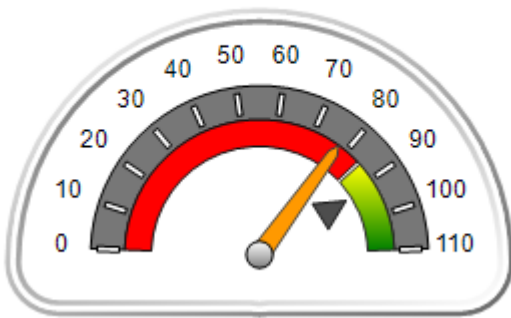
Provider/Program Name: Open Arms Group Home - (5332) - CCI

4474 Lindsey Drive, Powder Springs, GA 30127	Quarterly Scores (Grades)		Current Quarter Score (Grade)
Phone: 678-504-5653	Q1: 78.39 (C+)	Q2: 91.07 (A-)	77.53% (C+)
Vendor ID# 72221	Q3: 77.53 (C+)	Q4: N/A	
Program Census Information:	# Children in Care During Quarter: 12	# Placements During Quarter: 12	# Children in Care On Last Day: 6

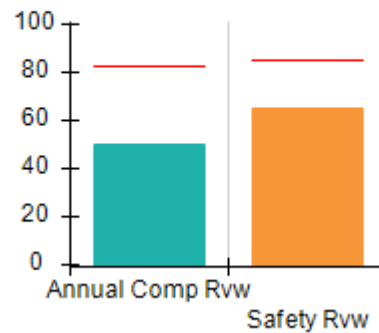
Quarterly Provider Comparisons to All CCIs

▼ — indicates average for all CCIs

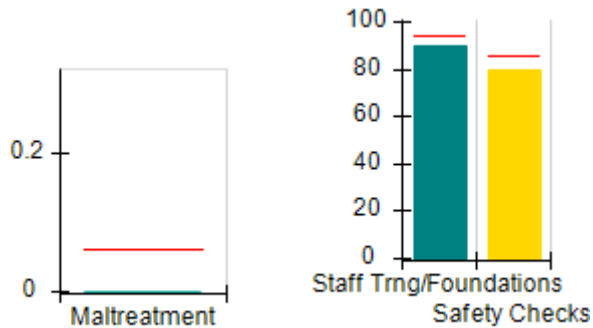
Overall Score (%)



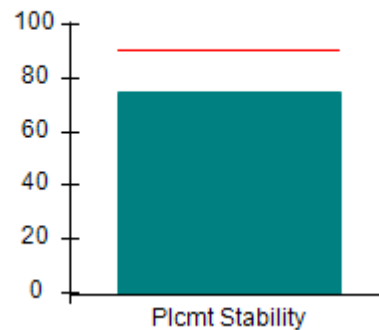
OPM Monitoring Reviews (%)



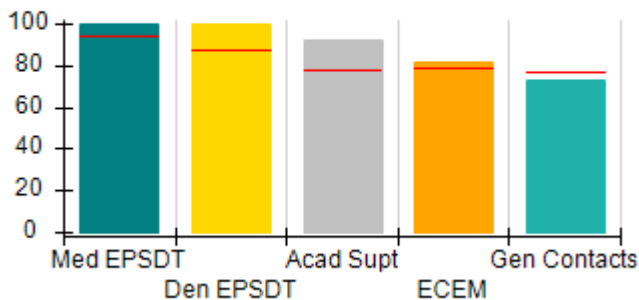
Safety Outcomes (%)



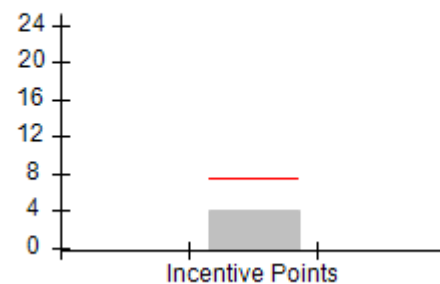
Permanency Outcomes (%)



Well-Being Outcomes (%)



Incentives Earned (Points)





DHS, DFCS, Office of Provider Management
Performance-Based Placement Measures
RBWO Provider GA+SCORECARD - CCI
 Report Quarter: Q3 FY2020



Provider/Program Name: Open Arms Group Home - (5332) - CCI				
4474 Lindsey Drive, Powder Springs, GA 30127		Quarterly Scores (Grades)		Current Quarter Score (Grade)
Phone: 678-504-5653		Q1: 78.39 (C+)	Q2: 91.07 (A-)	77.53% (C+)
Vendor ID# 72221		Q3: 77.53 (C+)	Q4: N/A	
Program Census Information:		# Children in Care During Quarter: 12	# Placements During Quarter: 12	# Children in Care On Last Day: 6
	Avg Performance All CCIs (%)	Provider Performance (%)*	Possible Points (Weight)	Provider Points Earned
OPM Monitoring Reviews				
Annual Comprehensive Reviews	82%	50%	25	12.42
Safety Reviews	85%	65%	15	9.75
Monitoring Sub-Total			40	22.17
CCI Safety Outcomes				
Incidence of Maltreatment	0.06%	No Substantiated Reports	10	10.00
Staff Training/Foundations	94%	90%	5	4.50
Staff Safety Checks	86%	80%	5	4.00
Safety Sub-Total			20	18.50
CCI Permanency Outcomes				
Placement Stability	90%	75%	15	11.25
Permanency Sub-Total			15	11.25
CCI Well-Being Outcomes				
EPSDT Medical Visits	94%	100%	4	4.00
EPSDT Dental Visits	88%	100%	4	4.00
Academic Supports	78%	92%	3	2.76
Provider ECEM Visits	79%	82%	7	5.74
Provider General Contacts	77%	73%	7	5.11
Placements with Siblings	35%	25%	Not Scored	Not Scored
Placements within Legal County	11%	0%	Not Scored	Not Scored
Well-Being Sub-Total			25	21.61
*Performance calculation descriptions can be found in the FY 2020 RBWO PBP Measurements and Standards Guide.				

Monitoring & Outcomes: Possible Points = 100		Points Earned = 73.53	
Score Before Incentives Credit			73.53%
Incentives Awarded			4.00 pts
PBP Verification			N/A pts
Total Score			77.53%



DHS, DFCS, Office of Provider Management
Performance-Based Placement Measures
RBWO Provider GA+SCORECARD - CCI
Report Quarter: Q3 FY2020



Provider/Program Name: Open Arms Group Home - (5332) - CCI

Program Census Information:		# Children in Care During Quarter: 12	# Placements During Quarter: 12	# Children in Care On Last Day: 6
CCI Incentive Credits	Avg Performance All CCIs (Points)	Provider Performance (%)*	Possible Points (Weight)	Provider Points Earned
Early EPSDT Medical Visits		Not Eligible	2	
Early EPSDT Dental Visits		Not Eligible	2	
Permanency Contacts		None Planned	5	
Additional Academic Supports		0%	2	0.00
HS Grad/GED/Prof or Trade Certificate/College		N/A	10/5/5/1	
EYSS Agreement		Not Eligible	5	
Community Connections		0%	4	0.00
Active Agency Accreditation		0%	4	0.00
Staff Clinical Licensure		0%	5	0.00
Behavior Management (threshold = 0)		100%	4	4.00
Incentives Total	7.45			4.00
Maximum total combined incentive credit allowed is 10 points.			Incentives Awarded	4.00

*Performance calculation descriptions can be found in the FY 2020 RBWO PBP Measurements and Standards Guide.

Child Protective Services Investigations and Dispositions

The following investigations data, which is not used for scoring but is considered significant to a provider's performance, is from Georgia SHINES and is not considered final or complete until the end of the fiscal year.

Total Reports:	1
Number Screened In:	1
Number Screened Out:	0
Number Substantiated:	0
Number Unsubstantiated:	1
Number Active CPS Investigations:	0



DHS, DFCS, Office of Provider Management
Performance-Based Placement Measures
RBWO Provider GA+SCORECARD - CCI
Report Quarter: Q3 FY2020



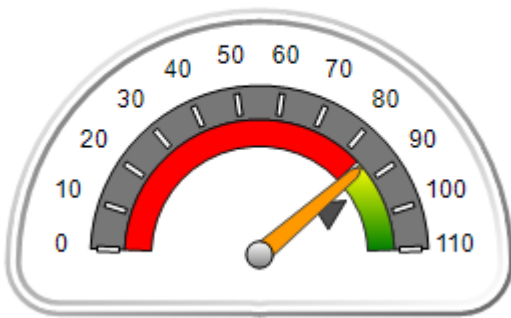
Provider/Program Name: Open Arms of Blue Ridge, Inc. - (5135) - CCI

474 Sowers Road, Blue Ridge, GA 30513-0039	Quarterly Scores (Grades)		Current Quarter Score (Grade)
Phone: 706-632-2329	Q1: 99.25 (A+)	Q2: 88.91 (B+)	85.90% (B)
Vendor ID# 114380	Q3: 85.90 (B)	Q4: N/A	
Program Census Information:	# Children in Care During Quarter: 11	# Placements During Quarter: 11	# Children in Care On Last Day: 9

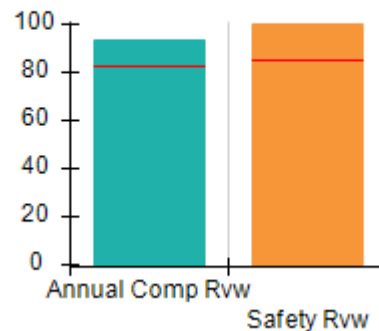
Quarterly Provider Comparisons to All CCIs

▼ — indicates average for all CCIs

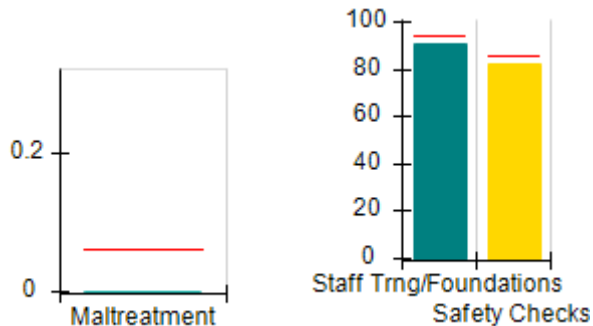
Overall Score (%)



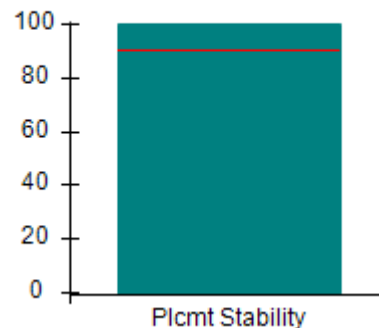
OPM Monitoring Reviews (%)



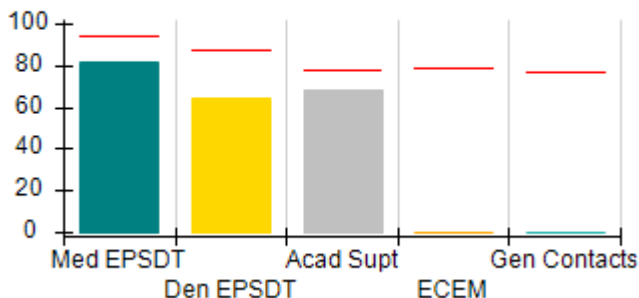
Safety Outcomes (%)



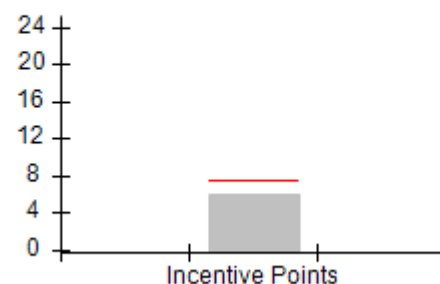
Permanency Outcomes (%)



Well-Being Outcomes (%)



Incentives Earned (Points)





DHS, DFCS, Office of Provider Management
Performance-Based Placement Measures
RBWO Provider GA+SCORECARD - CCI
 Report Quarter: Q3 FY2020



Provider/Program Name: Open Arms of Blue Ridge, Inc. - (5135) - CCI				
474 Sowers Road, Blue Ridge, GA 30513-0039		Quarterly Scores (Grades)		Current Quarter Score (Grade)
Phone: 706-632-2329		Q1: 99.25 (A+)	Q2: 88.91 (B+)	85.90% (B)
Vendor ID# 114380		Q3: 85.90 (B)	Q4: N/A	
Program Census Information:		# Children in Care During Quarter: 11	# Placements During Quarter: 11	# Children in Care On Last Day: 9
	Avg Performance All CCIs (%)	Provider Performance (%)*	Possible Points (Weight)	Provider Points Earned
OPM Monitoring Reviews				
Annual Comprehensive Reviews	82%	93%	25	23.31
Safety Reviews	85%	100%	15	15.00
Monitoring Sub-Total			40	38.31
CCI Safety Outcomes				
Incidence of Maltreatment	0.06%	No Substantiated Reports	10	10.00
Staff Training/Foundations	94%	91%	5	4.55
Staff Safety Checks	86%	82%	5	4.10
Safety Sub-Total			20	18.65
CCI Permanency Outcomes				
Placement Stability	90%	100%	15	15.00
Permanency Sub-Total			15	15.00
CCI Well-Being Outcomes				
EPSDT Medical Visits	94%	82%	4	3.28
EPSDT Dental Visits	88%	64%	4	2.56
Academic Supports	78%	68%	3	2.04
Provider ECEM Visits	79%	0%	7	0.00
Provider General Contacts	77%	0%	7	0.00
Placements with Siblings	35%	75%	Not Scored	Not Scored
Placements within Legal County	11%	75%	Not Scored	Not Scored
Well-Being Sub-Total			25	7.88
*Performance calculation descriptions can be found in the FY 2020 RBWO PBP Measurements and Standards Guide.				

Monitoring & Outcomes: Possible Points = 100		Points Earned = 79.84	
Score Before Incentives Credit			79.84%
Incentives Awarded			6.06 pts
PBP Verification			N/A pts
Total Score			85.90%



DHS, DFCS, Office of Provider Management
Performance-Based Placement Measures
RBWO Provider GA+SCORECARD - CCI
Report Quarter: Q3 FY2020



Provider/Program Name: Open Arms of Blue Ridge, Inc. - (5135) - CCI

Program Census Information:		# Children in Care During Quarter: 11	# Placements During Quarter: 11	# Children in Care On Last Day: 9
CCI Incentive Credits	Avg Performance All CCIs (Points)	Provider Performance (%)*	Possible Points (Weight)	Provider Points Earned
Early EPSDT Medical Visits		60%	2	1.20
Early EPSDT Dental Visits		43%	2	0.86
Permanency Contacts		0%	5	0.00
Additional Academic Supports		0%	2	0.00
HS Grad/GED/Prof or Trade Certificate/College		N/A	10/5/5/1	
EYSS Agreement		Not Eligible	5	
Community Connections		0%	4	0.00
Active Agency Accreditation		0%	4	0.00
Staff Clinical Licensure		0%	5	0.00
Behavior Management (threshold = 0)		100%	4	4.00
Incentives Total	7.45			6.06
Maximum total combined incentive credit allowed is 10 points.			Incentives Awarded	6.06

*Performance calculation descriptions can be found in the FY 2020 RBWO PBP Measurements and Standards Guide.

Child Protective Services Investigations and Dispositions

The following investigations data, which is not used for scoring but is considered significant to a provider's performance, is from Georgia SHINES and is not considered final or complete until the end of the fiscal year.

Total Reports:	0
Number Screened In:	0
Number Screened Out:	0
Number Substantiated:	0
Number Unsubstantiated:	0
Number Active CPS Investigations:	0



DHS, DFCS, Office of Provider Management
Performance-Based Placement Measures
RBWO Provider GA+SCORECARD - CCI
Report Quarter: Q3 FY2020

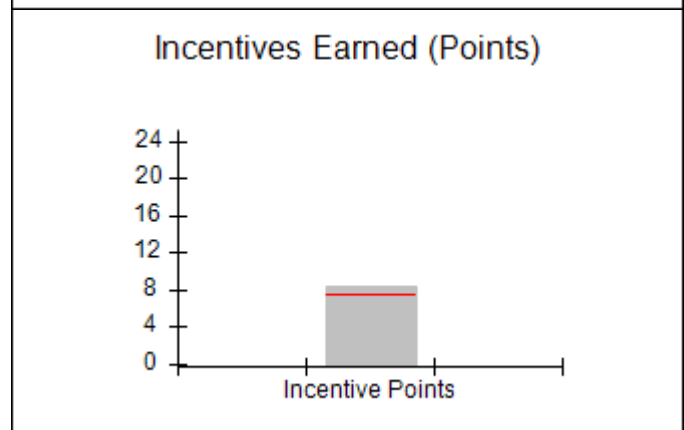
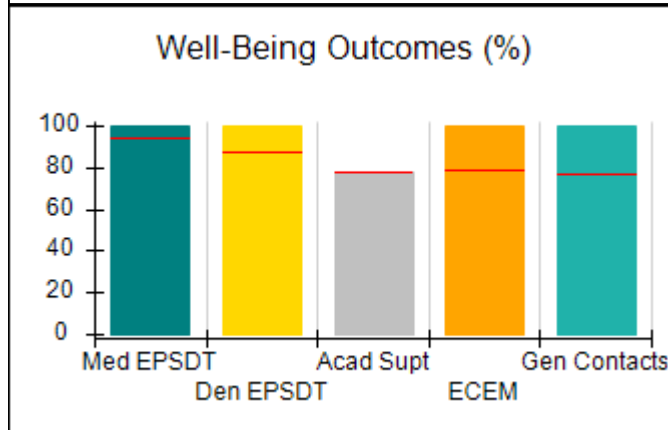
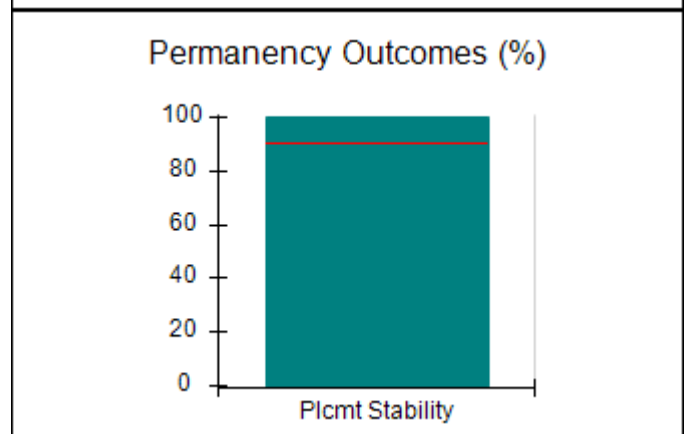
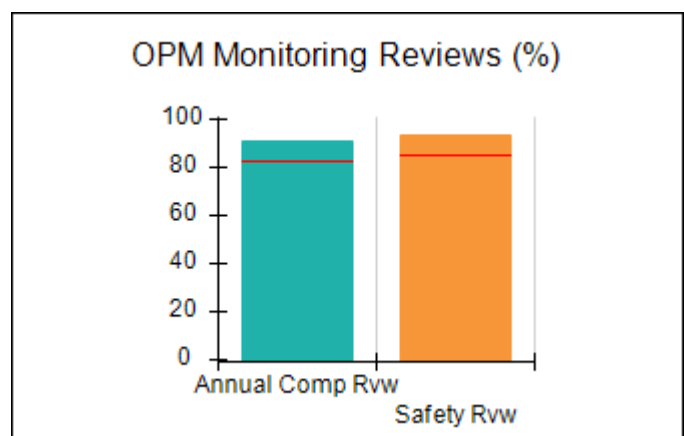
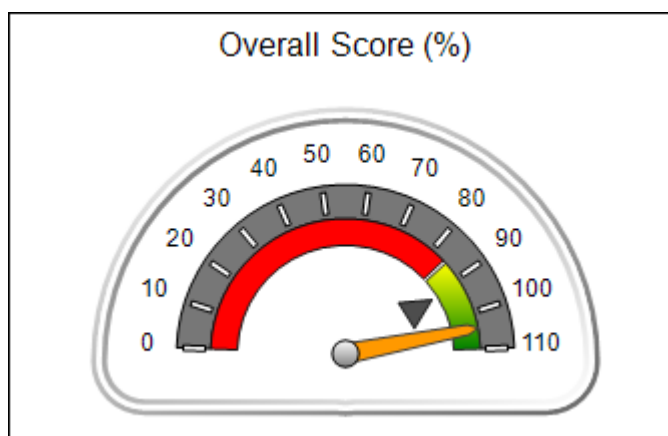


Provider/Program Name: Open Door Home - Boys Annex Long Term Program (940) - CCI

792 John Davenport Dr., Rome, GA 30165	Quarterly Scores (Grades)		Current Quarter Score (Grade)
Phone: 706-233-9175	Q1: 96.24 (A)	Q2: 100.60 (A+)	104.38% (A+)
Vendor ID# 35532	Q3: 104.38 (A+)	Q4: N/A	
Program Census Information:	# Children in Care During Quarter: 12	# Placements During Quarter: 12	# Children in Care On Last Day: 9

Quarterly Provider Comparisons to All CCIs

▼ — indicates average for all CCIs





DHS, DFCS, Office of Provider Management
Performance-Based Placement Measures
RBWO Provider GA+SCORECARD - CCI
 Report Quarter: Q3 FY2020



Provider/Program Name: Open Door Home - Boys Annex Long Term Program (940) - CCI				
792 John Davenport Dr., Rome, GA 30165		Quarterly Scores (Grades)		Current Quarter Score (Grade)
Phone: 706-233-9175		Q1: 96.24 (A)	Q2: 100.60 (A+)	104.38% (A+)
Vendor ID# 35532		Q3: 104.38 (A+)	Q4: N/A	
Program Census Information:		# Children in Care During Quarter: 12	# Placements During Quarter: 12	# Children in Care On Last Day: 9
	Avg Performance All CCIs (%)	Provider Performance (%)*	Possible Points (Weight)	Provider Points Earned
OPM Monitoring Reviews				
Annual Comprehensive Reviews	82%	91%	25	22.79
Safety Reviews	85%	94%	15	14.06
Monitoring Sub-Total			40	36.86
CCI Safety Outcomes				
Incidence of Maltreatment	0.06%	No Substantiated Reports	10	10.00
Staff Training/Foundations	94%	96%	5	4.80
Staff Safety Checks	86%	100%	5	5.00
Safety Sub-Total			20	19.80
CCI Permanency Outcomes				
Placement Stability	90%	100%	15	15.00
Permanency Sub-Total			15	15.00
CCI Well-Being Outcomes				
EPSDT Medical Visits	94%	100%	4	4.00
EPSDT Dental Visits	88%	100%	4	4.00
Academic Supports	78%	78%	3	2.34
Provider ECEM Visits	79%	100%	7	7.00
Provider General Contacts	77%	100%	7	7.00
Placements with Siblings	35%	0%	Not Scored	Not Scored
Placements within Legal County	11%	50%	Not Scored	Not Scored
Well-Being Sub-Total			25	24.34
*Performance calculation descriptions can be found in the FY 2020 RBWO PBP Measurements and Standards Guide.				

Monitoring & Outcomes: Possible Points = 100		Points Earned = 96.00	
Score Before Incentives Credit			96.00%
Incentives Awarded			8.38 pts
PBP Verification			0.00 pts
Total Score			104.38%



DHS, DFCS, Office of Provider Management
Performance-Based Placement Measures
RBWO Provider GA+SCORECARD - CCI
Report Quarter: Q3 FY2020



Provider/Program Name: Open Door Home - Boys Annex Long Term Program (940) - CCI

Program Census Information:		# Children in Care During Quarter: 12	# Placements During Quarter: 12	# Children in Care On Last Day: 9
CCI Incentive Credits	Avg Performance All CCIs (Points)	Provider Performance (%)*	Possible Points (Weight)	Provider Points Earned
Early EPSDT Medical Visits		100%	2	2.00
Early EPSDT Dental Visits		67%	2	1.34
Permanency Contacts		0%	5	0.00
Additional Academic Supports		52%	2	1.04
HS Grad/GED/Prof or Trade Certificate/College		N/A	10/5/5/1	
EYSS Agreement		Not Eligible	5	
Community Connections		0%	4	0.00
Active Agency Accreditation		0%	4	0.00
Staff Clinical Licensure		0%	5	0.00
Behavior Management (threshold = 0)		100%	4	4.00
Incentives Total	7.45			8.38
Maximum total combined incentive credit allowed is 10 points.			Incentives Awarded	8.38

*Performance calculation descriptions can be found in the FY 2020 RBWO PBP Measurements and Standards Guide.

Child Protective Services Investigations and Dispositions

The following investigations data, which is not used for scoring but is considered significant to a provider's performance, is from Georgia SHINES and is not considered final or complete until the end of the fiscal year.

Total Reports:	0
Number Screened In:	0
Number Screened Out:	0
Number Substantiated:	0
Number Unsubstantiated:	0
Number Active CPS Investigations:	0



DHS, DFCS, Office of Provider Management
Performance-Based Placement Measures
RBWO Provider GA+SCORECARD - CCI
Report Quarter: Q3 FY2020



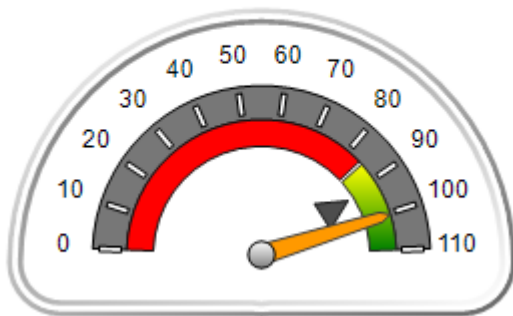
Provider/Program Name: Open Door Home - Girls Annex Long Term Program (939) - CCI

5 Leon St., Rome, GA 30165	Quarterly Scores (Grades)		Current Quarter Score (Grade)
Phone: 706 232-6662	Q1: 95.65 (A)	Q2: 97.57 (A+)	100.42% (A+)
Vendor ID# 35531	Q3: 100.42 (A+)	Q4: N/A	
Program Census Information:	# Children in Care During Quarter: 13	# Placements During Quarter: 13	# Children in Care On Last Day: 10

Quarterly Provider Comparisons to All CCIs

▼ — indicates average for all CCIs

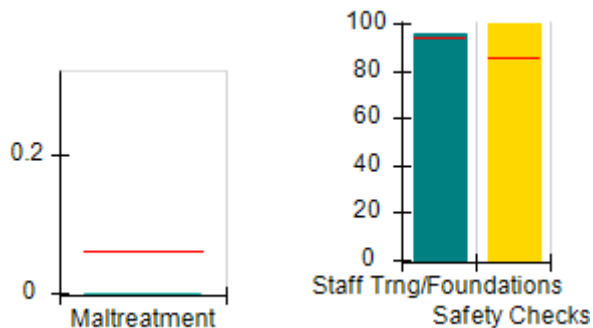
Overall Score (%)



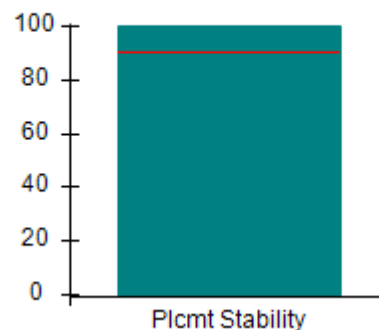
OPM Monitoring Reviews (%)



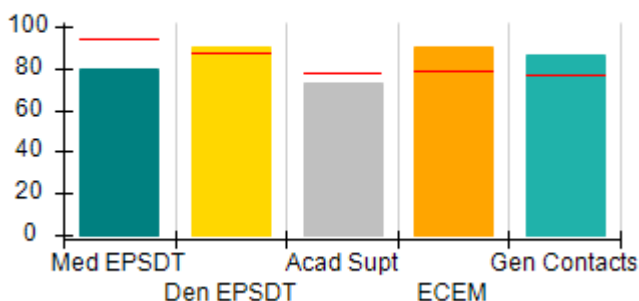
Safety Outcomes (%)



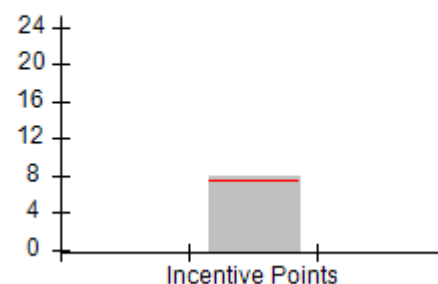
Permanency Outcomes (%)



Well-Being Outcomes (%)



Incentives Earned (Points)





Performance-Based Placement Measures

RBWO Provider GA+SCORECARD - CCI

Report Quarter: Q3 FY2020

Provider/Program Name: Open Door Home - Girls Annex Long Term Program (939) - CCI				
5 Leon St., Rome, GA 30165		Quarterly Scores (Grades)		Current Quarter Score (Grade)
Phone: 706 232-6662		Q1: 95.65 (A)	Q2: 97.57 (A+)	100.42% (A+)
Vendor ID# 35531		Q3: 100.42 (A+)	Q4: N/A	
Program Census Information:		# Children in Care During Quarter: 13	# Placements During Quarter: 13	# Children in Care On Last Day: 10
	Avg Performance All CCIs (%)	Provider Performance (%)*	Possible Points (Weight)	Provider Points Earned
OPM Monitoring Reviews				
Annual Comprehensive Reviews	82%	90%	25	22.48
Safety Reviews	85%	93%	15	13.88
Monitoring Sub-Total			40	36.35
CCI Safety Outcomes				
Incidence of Maltreatment	0.06%	No Substantiated Reports	10	10.00
Staff Training/Foundations	94%	96%	5	4.80
Staff Safety Checks	86%	100%	5	5.00
Safety Sub-Total			20	19.80
CCI Permanency Outcomes				
Placement Stability	90%	100%	15	15.00
Permanency Sub-Total			15	15.00
CCI Well-Being Outcomes				
EPSDT Medical Visits	94%	80%	4	3.20
EPSDT Dental Visits	88%	90%	4	3.60
Academic Supports	78%	73%	3	2.19
Provider ECEM Visits	79%	90%	7	6.30
Provider General Contacts	77%	86%	7	6.02
Placements with Siblings	35%	0%	Not Scored	Not Scored
Placements within Legal County	11%	75%	Not Scored	Not Scored
Well-Being Sub-Total			25	21.31
*Performance calculation descriptions can be found in the FY 2020 RBWO PBP Measurements and Standards Guide.				

Monitoring & Outcomes: Possible Points = 100		Points Earned = 92.46	
Score Before Incentives Credit			92.46%
Incentives Awarded			7.96 pts
PBP Verification			0.00 pts
Total Score			100.42%



DHS, DFCS, Office of Provider Management
Performance-Based Placement Measures
RBWO Provider GA+SCORECARD - CCI
Report Quarter: Q3 FY2020



Provider/Program Name: Open Door Home - Girls Annex Long Term Program (939) - CCI

Program Census Information:		# Children in Care During Quarter: 13	# Placements During Quarter: 13	# Children in Care On Last Day: 10
CCI Incentive Credits	Avg Performance All CCIs (Points)	Provider Performance (%)*	Possible Points (Weight)	Provider Points Earned
Early EPSDT Medical Visits		50%	2	1.00
Early EPSDT Dental Visits		86%	2	1.72
Permanency Contacts		8%	5	0.40
Additional Academic Supports		42%	2	0.84
HS Grad/GED/Prof or Trade Certificate/College		N/A	10/5/5/1	
EYSS Agreement		Not Eligible	5	
Community Connections		0%	4	0.00
Active Agency Accreditation		0%	4	0.00
Staff Clinical Licensure		0%	5	0.00
Behavior Management (threshold = 0)		100%	4	4.00
Incentives Total	7.45			7.96
Maximum total combined incentive credit allowed is 10 points.			Incentives Awarded	7.96

*Performance calculation descriptions can be found in the FY 2020 RBWO PBP Measurements and Standards Guide.

Child Protective Services Investigations and Dispositions

The following investigations data, which is not used for scoring but is considered significant to a provider's performance, is from Georgia SHINES and is not considered final or complete until the end of the fiscal year.

Total Reports:	0
Number Screened In:	0
Number Screened Out:	0
Number Substantiated:	0
Number Unsubstantiated:	0
Number Active CPS Investigations:	0



DHS, DFCS, Office of Provider Management
Performance-Based Placement Measures
RBWO Provider GA+SCORECARD - CCI
Report Quarter: Q3 FY2020



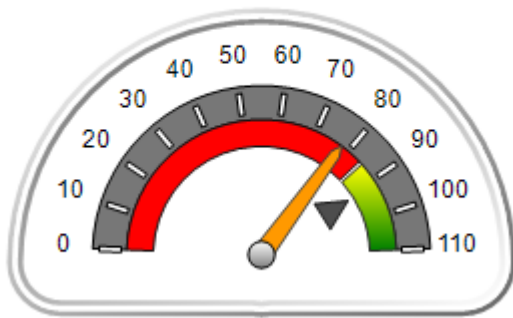
Provider/Program Name: Our House for Kids - (792) - CCI

114 Old Moores Mill Rd., Bremen, GA 30110	Quarterly Scores (Grades)		Current Quarter Score (Grade)
Phone: 770-537-1940	Q1: 90.47 (A-)	Q2: 77.64 (C+)	77.73% (C+)
Vendor ID# 35536	Q3: 77.73 (C+)	Q4: N/A	
Program Census Information:	# Children in Care During Quarter: 2	# Placements During Quarter: 2	# Children in Care On Last Day: 0

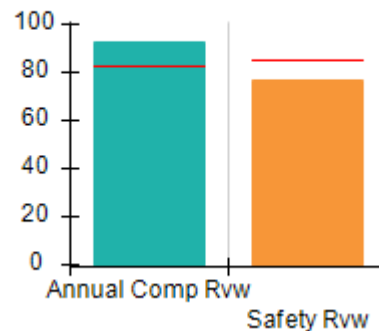
Quarterly Provider Comparisons to All CCIs

▼ — indicates average for all CCIs

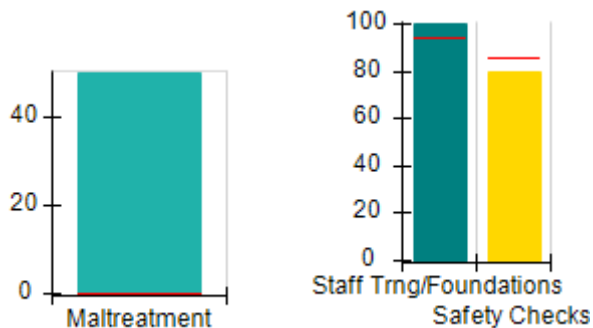
Overall Score (%)



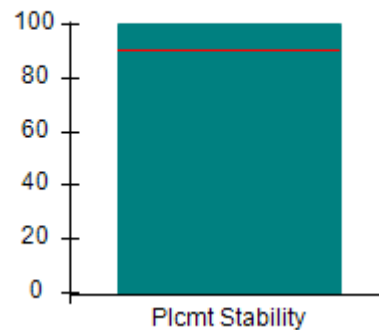
OPM Monitoring Reviews (%)



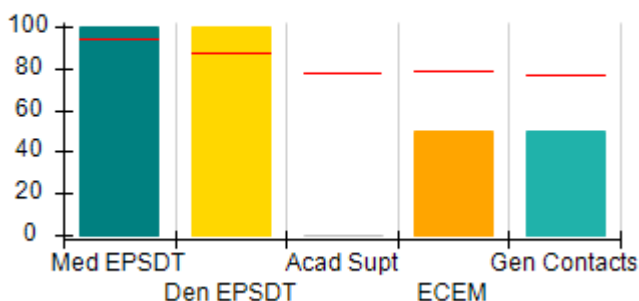
Safety Outcomes (%)



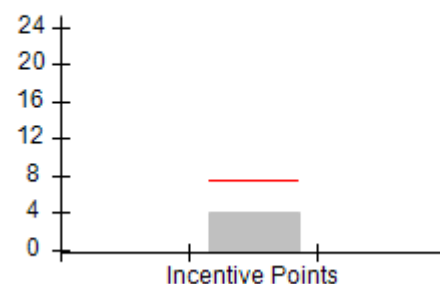
Permanency Outcomes (%)



Well-Being Outcomes (%)



Incentives Earned (Points)





DHS, DFCS, Office of Provider Management
Performance-Based Placement Measures
RBWO Provider GA+SCORECARD - CCI
Report Quarter: Q3 FY2020



Provider/Program Name: Our House for Kids - (792) - CCI				
114 Old Moores Mill Rd., Bremen, GA 30110		Quarterly Scores (Grades)		Current Quarter Score (Grade)
Phone: 770-537-1940		Q1: 90.47 (A-)	Q2: 77.64 (C+)	77.73% (C+)
Vendor ID# 35536		Q3: 77.73 (C+)	Q4: N/A	
Program Census Information:		# Children in Care During Quarter: 2	# Placements During Quarter: 2	# Children in Care On Last Day: 0
	Avg Performance All CCIs (%)	Provider Performance (%)*	Possible Points (Weight)	Provider Points Earned
OPM Monitoring Reviews				
Annual Comprehensive Reviews	82%	93%	25	23.23
Safety Reviews	85%	77%	15	11.50
Monitoring Sub-Total			40	34.73
CCI Safety Outcomes				
Incidence of Maltreatment	0.06%	50% 1 Substantiated Rpt	10	0.00
Staff Training/Foundations	94%	100%	5	5.00
Staff Safety Checks	86%	80%	5	4.00
Safety Sub-Total			20	9.00
CCI Permanency Outcomes				
Placement Stability	90%	100%	15	15.00
Permanency Sub-Total			15	15.00
CCI Well-Being Outcomes				
EPSDT Medical Visits	94%	100%	4	4.00
EPSDT Dental Visits	88%	100%	4	4.00
Academic Supports	78%	0%	3	0.00
Provider ECEM Visits	79%	50%	7	3.50
Provider General Contacts	77%	50%	7	3.50
Placements with Siblings	35%	0%	Not Scored	Not Scored
Placements within Legal County	11%	Not Eligible	Not Scored	Not Scored
Well-Being Sub-Total			25	15.00
*Performance calculation descriptions can be found in the FY 2020 RBWO PBP Measurements and Standards Guide.				

Monitoring & Outcomes: Possible Points = 100		Points Earned = 73.73	
Score Before Incentives Credit			73.73%
Incentives Awarded			4.00 pts
PBP Verification			N/A pts
Total Score			77.73%



DHS, DFCS, Office of Provider Management
Performance-Based Placement Measures
RBWO Provider GA+SCORECARD - CCI
Report Quarter: Q3 FY2020



Provider/Program Name: Our House for Kids - (792) - CCI

Program Census Information:		# Children in Care During Quarter: 2	# Placements During Quarter: 2	# Children in Care On Last Day: 0
CCI Incentive Credits	Avg Performance All CCIs (Points)	Provider Performance (%)*	Possible Points (Weight)	Provider Points Earned
Early EPSDT Medical Visits		Not Eligible	2	
Early EPSDT Dental Visits		Not Eligible	2	
Permanency Contacts		None Planned	5	
Additional Academic Supports		0%	2	0.00
HS Grad/GED/Prof or Trade Certificate/College		N/A	10/5/5/1	
EYSS Agreement		Not Eligible	5	
Community Connections		Not Eligible	4	
Active Agency Accreditation		0%	4	0.00
Staff Clinical Licensure		0%	5	0.00
Behavior Management (threshold = 0)		100%	4	4.00
Incentives Total	7.45			4.00
Maximum total combined incentive credit allowed is 10 points.			Incentives Awarded	4.00

*Performance calculation descriptions can be found in the FY 2020 RBWO PBP Measurements and Standards Guide.

Child Protective Services Investigations and Dispositions

The following investigations data, which is not used for scoring but is considered significant to a provider's performance, is from Georgia SHINES and is not considered final or complete until the end of the fiscal year.

Total Reports:	1
Number Screened In:	1
Number Screened Out:	0
Number Substantiated:	2
Number Unsubstantiated:	0
Number Active CPS Investigations:	-1



DHS, DFCS, Office of Provider Management

Performance-Based Placement Measures

RBWO Provider GA+SCORECARD - CCI



Report Quarter: Q3 FY2020

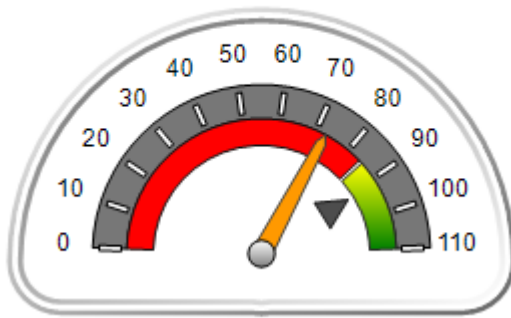
Provider/Program Name: Park Place Outreach (formerly Marshland Foundation) - (732) - CCI

514 East Henry Street, Savannah, GA 31401	Quarterly Scores (Grades)		Current Quarter Score (Grade)
Phone: 912-234-4048	Q1: 76.26 (C)	Q2: 73.37 (C-)	72.71% (C-)
Vendor ID# 35537	Q3: 72.71 (C-)	Q4: N/A	
Program Census Information:	# Children in Care During Quarter: 0	# Placements During Quarter: 0	# Children in Care On Last Day: 0

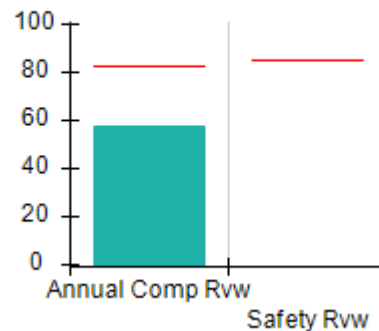
Quarterly Provider Comparisons to All CCIs

▼ — indicates average for all CCIs

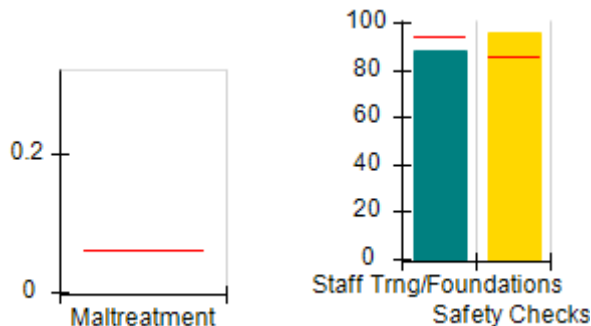
Overall Score (%)



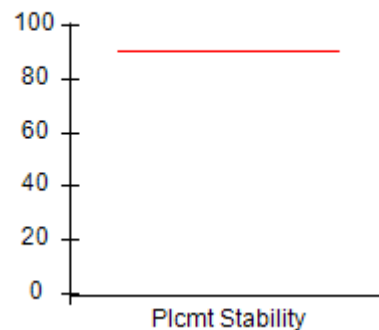
OPM Monitoring Reviews (%)



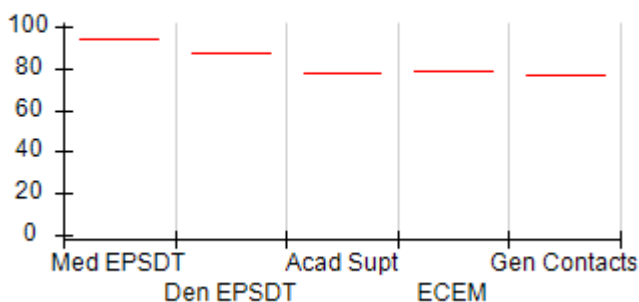
Safety Outcomes (%)




Permanency Outcomes (%)



Well-Being Outcomes (%)



Incentives Earned (Points)





DHS, DFCS, Office of Provider Management
Performance-Based Placement Measures
RBWO Provider GA+SCORECARD - CCI



Report Quarter: Q3 FY2020

Provider/Program Name: Park Place Outreach (formerly Marshland Foundation) - (732) - CCI

514 East Henry Street, Savannah, GA 31401	Quarterly Scores (Grades)		Current Quarter Score (Grade)
Phone: 912-234-4048	Q1: 76.26 (C)	Q2: 73.37 (C-)	72.71% (C-)
Vendor ID# 35537	Q3: 72.71 (C-)	Q4: N/A	

Program Census Information:	# Children in Care During Quarter: 0	# Placements During Quarter: 0	# Children in Care On Last Day: 0
-----------------------------	--------------------------------------	--------------------------------	-----------------------------------

	Avg Performance All CCIs (%)	Provider Performance (%)*	Possible Points (Weight)	Provider Points Earned
--	------------------------------	---------------------------	--------------------------	------------------------

OPM Monitoring Reviews

Annual Comprehensive Reviews	82%	57%	25	14.32
Safety Reviews	85%	Not Yet Conducted		
Monitoring Sub-Total			25	14.32

CCI Safety Outcomes

Incidence of Maltreatment	0.06%	Not Eligible		
Staff Training/Foundations	94%	88%	10	8.80
Staff Safety Checks	86%	96%	10	9.60
Safety Sub-Total			20	18.40

CCI Permanency Outcomes

Placement Stability	90%	Not Eligible		
Permanency Sub-Total			N/A	

CCI Well-Being Outcomes

EPSDT Medical Visits	94%	Not Eligible		
EPSDT Dental Visits	88%	Not Eligible		
Academic Supports	78%	Not Eligible		
Provider ECEM Visits	79%	Not Eligible		
Provider General Contacts	77%	Not Eligible		
Placements with Siblings	35%	Not Eligible	Not Scored	Not Scored
Placements within Legal County	11%	Not Eligible	Not Scored	Not Scored
Well-Being Sub-Total			N/A	

*Performance calculation descriptions can be found in the FY 2020 RBWO PBP Measurements and Standards Guide.

Monitoring & Outcomes: Possible Points = 45	Points Earned = 32.72
Score Before Incentives Credit	72.71%
Incentives Awarded	0.00 pts
PBP Verification	N/A pts
Total Score	72.71%



DHS, DFCS, Office of Provider Management
Performance-Based Placement Measures
RBWO Provider GA+SCORECARD - CCI



Report Quarter: Q3 FY2020

Provider/Program Name: Park Place Outreach (formerly Marshland Foundation) - (732) - CCI

Program Census Information:		# Children in Care During Quarter: 0	# Placements During Quarter: 0	# Children in Care On Last Day: 0
CCI Incentive Credits	Avg Performance All CCIs (Points)	Provider Performance (%)*	Possible Points (Weight)	Provider Points Earned
Early EPSDT Medical Visits		Not Eligible	2	
Early EPSDT Dental Visits		Not Eligible	2	
Permanency Contacts		None Planned	5	
Additional Academic Supports		Not Eligible	2	
HS Grad/GED/Prof or Trade Certificate/College		N/A	10/5/5/1	
EYSS Agreement		Not Eligible	5	
Community Connections		Not Eligible	4	
Active Agency Accreditation		0%	4	0.00
Staff Clinical Licensure		0%	5	0.00
Behavior Management (threshold = 0)		0%	4	
Incentives Total	7.45			0.00
Maximum total combined incentive credit allowed is 10 points.			Incentives Awarded	0.00

*Performance calculation descriptions can be found in the FY 2020 RBWO PBP Measurements and Standards Guide.

Child Protective Services Investigations and Dispositions

The following investigations data, which is not used for scoring but is considered significant to a provider's performance, is from Georgia SHINES and is not considered final or complete until the end of the fiscal year.

Total Reports:	0
Number Screened In:	0
Number Screened Out:	0
Number Substantiated:	0
Number Unsubstantiated:	0
Number Active CPS Investigations:	0

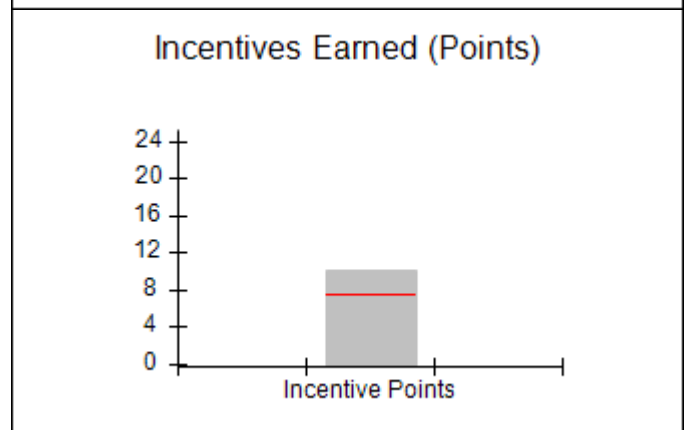
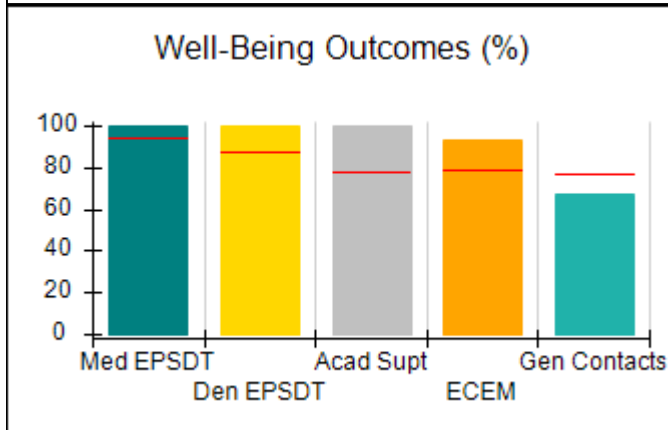
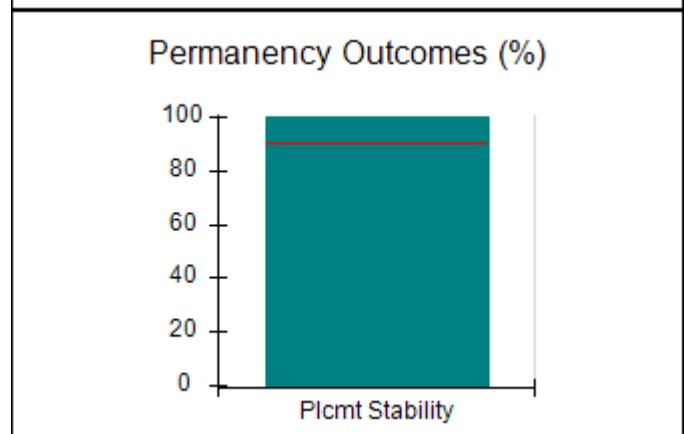
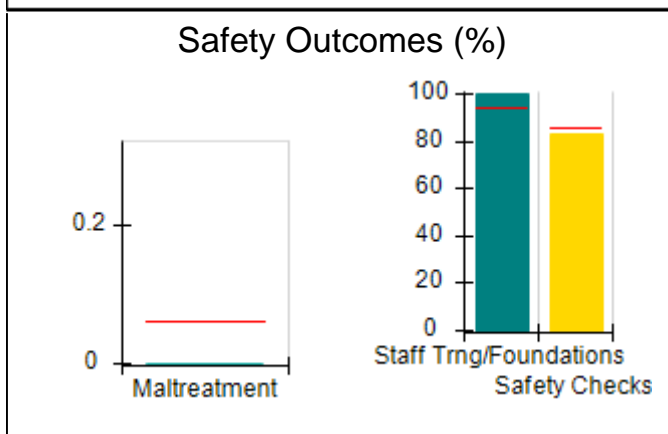
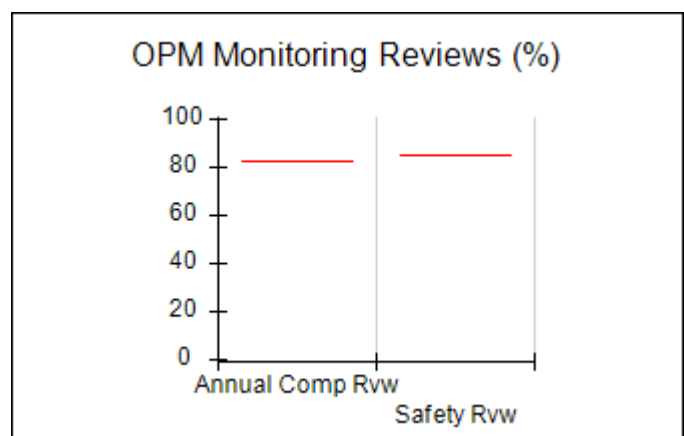
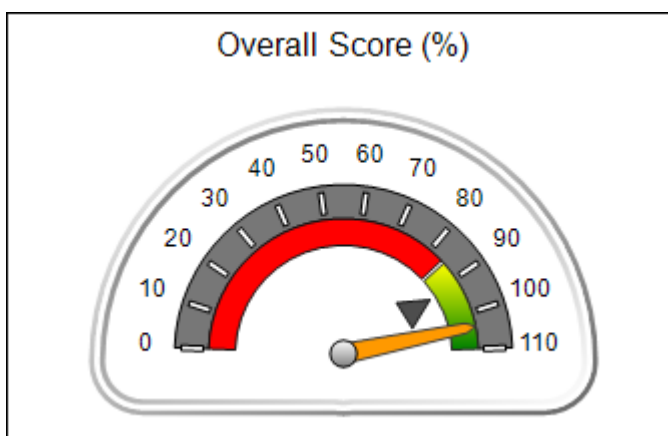


DHS, DFCS, Office of Provider Management
Performance-Based Placement Measures
RBWO Provider GA+SCORECARD - CCI
Report Quarter: Q3 FY2020



Provider/Program Name: Positive Growth - Jolly Ave. (794) - CCI			
1033 Jolly Ave., Clarkston, GA 30021	Quarterly Scores (Grades)		Current Quarter Score (Grade)
Phone: 404-292-6420	Q1: 92.00 (A-)	Q2: 76.74 (C)	103.92% (A+)
Vendor ID# 35547	Q3: 103.92 (A+)	Q4: N/A	
Program Census Information:	# Children in Care During Quarter: 5	# Placements During Quarter: 5	# Children in Care On Last Day: 5
Quarterly Provider Comparisons to All CCIs			

▼ — indicates average for all CCIs





DHS, DFCS, Office of Provider Management
Performance-Based Placement Measures
RBWO Provider GA+SCORECARD - CCI
 Report Quarter: Q3 FY2020



Provider/Program Name: Positive Growth - Jolly Ave. (794) - CCI				
1033 Jolly Ave., Clarkston, GA 30021		Quarterly Scores (Grades)		Current Quarter Score (Grade)
Phone: 404-292-6420		Q1: 92.00 (A-)	Q2: 76.74 (C)	103.92% (A+)
Vendor ID# 35547		Q3: 103.92 (A+)	Q4: N/A	
Program Census Information:		# Children in Care During Quarter: 5	# Placements During Quarter: 5	# Children in Care On Last Day: 5
	Avg Performance All CCIs (%)	Provider Performance (%)*	Possible Points (Weight)	Provider Points Earned
OPM Monitoring Reviews				
Annual Comprehensive Reviews	82%	Not Yet Conducted		
Safety Reviews	85%	Not Yet Conducted		
Monitoring Sub-Total				0.00
CCI Safety Outcomes				
Incidence of Maltreatment	0.06%	No Substantiated Reports	10	10.00
Staff Training/Foundations	94%	100%	5	5.00
Staff Safety Checks	86%	83%	5	4.15
Safety Sub-Total			20	19.15
CCI Permanency Outcomes				
Placement Stability	90%	100%	15	15.00
Permanency Sub-Total			15	15.00
CCI Well-Being Outcomes				
EPSDT Medical Visits	94%	100%	4	4.00
EPSDT Dental Visits	88%	100%	4	4.00
Academic Supports	78%	100%	3	3.00
Provider ECEM Visits	79%	93%	7	6.51
Provider General Contacts	77%	67%	7	4.69
Placements with Siblings	35%	0%	Not Scored	Not Scored
Placements within Legal County	11%	Not Eligible	Not Scored	Not Scored
Well-Being Sub-Total			25	22.20
*Performance calculation descriptions can be found in the FY 2020 RBWO PBP Measurements and Standards Guide.				

Monitoring & Outcomes: Possible Points = 60		Points Earned = 56.35	
Score Before Incentives Credit			93.92%
Incentives Awarded			10.00 pts
PBP Verification			N/A pts
Total Score			103.92%



DHS, DFCS, Office of Provider Management
Performance-Based Placement Measures
RBWO Provider GA+SCORECARD - CCI
Report Quarter: Q3 FY2020



Provider/Program Name: Positive Growth - Jolly Ave. (794) - CCI

Program Census Information:		# Children in Care During Quarter: 5	# Placements During Quarter: 5	# Children in Care On Last Day: 5
CCI Incentive Credits	Avg Performance All CCIs (Points)	Provider Performance (%)*	Possible Points (Weight)	Provider Points Earned
Early EPSDT Medical Visits		Not Eligible	2	
Early EPSDT Dental Visits		100%	2	2.00
Permanency Contacts		None Planned	5	
Additional Academic Supports		100%	2	2.00
HS Grad/GED/Prof or Trade Certificate/College		N/A	10/5/5/1	
EYSS Agreement		Not Eligible	5	
Community Connections		0%	4	0.00
Active Agency Accreditation		50%	4	2.00
Staff Clinical Licensure		0%	5	0.00
Behavior Management (threshold = 0)		100%	4	4.00
Incentives Total	7.45			10.00
Maximum total combined incentive credit allowed is 10 points.			Incentives Awarded	10.00

*Performance calculation descriptions can be found in the FY 2020 RBWO PBP Measurements and Standards Guide.

Child Protective Services Investigations and Dispositions

The following investigations data, which is not used for scoring but is considered significant to a provider's performance, is from Georgia SHINES and is not considered final or complete until the end of the fiscal year.

Total Reports:	0
Number Screened In:	0
Number Screened Out:	0
Number Substantiated:	0
Number Unsubstantiated:	0
Number Active CPS Investigations:	0

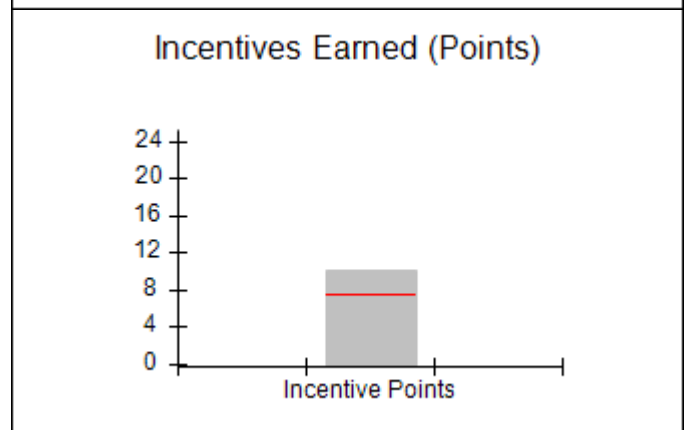
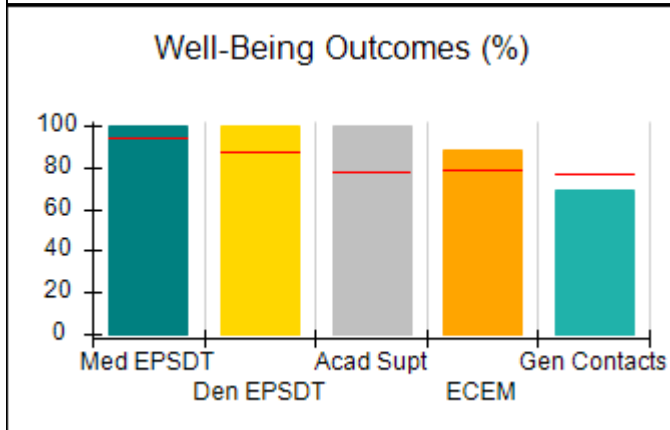
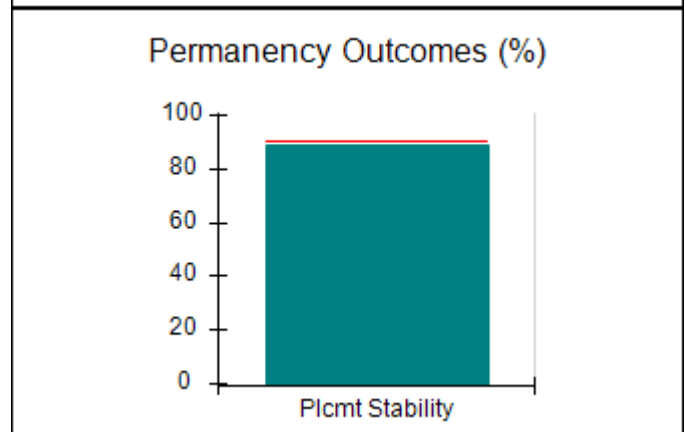
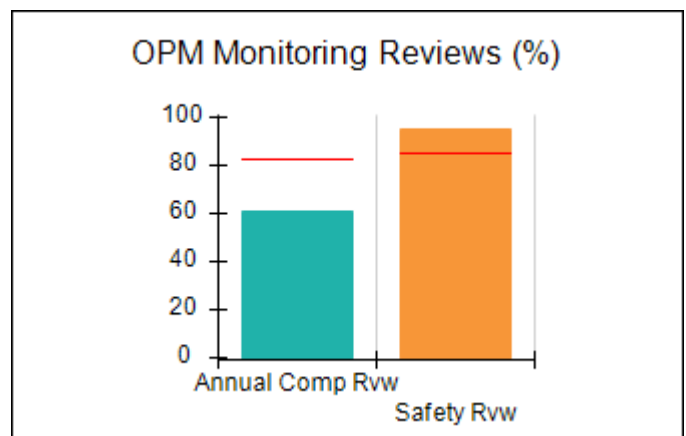
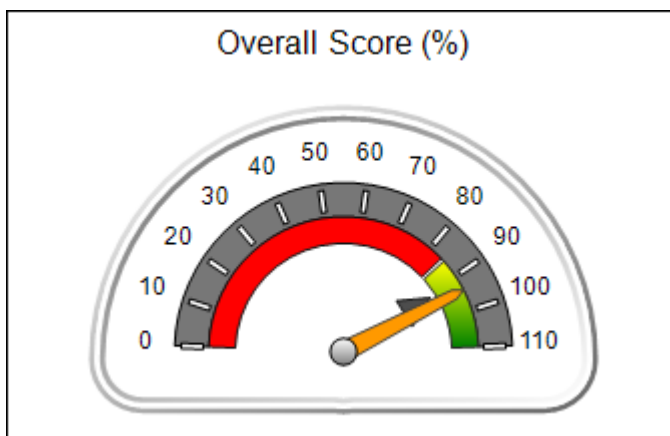


DHS, DFCS, Office of Provider Management
Performance-Based Placement Measures
RBWO Provider GA+SCORECARD - CCI
Report Quarter: Q3 FY2020



Provider/Program Name: Positive Growth - Ponce De Leon Ave. (795) - CCI			
4036 E Ponce De Leon Ave., Clarkston, GA 30021	Quarterly Scores (Grades)		Current Quarter Score (Grade)
Phone: 404-292-6420	Q1: 96.82 (A)	Q2: 89.04 (B+)	94.24% (A)
Vendor ID# 35546	Q3: 94.24 (A)	Q4: N/A	
Program Census Information:	# Children in Care During Quarter: 9	# Placements During Quarter: 9	# Children in Care On Last Day: 7
Quarterly Provider Comparisons to All CCIs			

▼ — indicates average for all CCIs





DHS, DFCS, Office of Provider Management
Performance-Based Placement Measures
RBWO Provider GA+SCORECARD - CCI
 Report Quarter: Q3 FY2020



Provider/Program Name: Positive Growth - Ponce De Leon Ave. (795) - CCI				
4036 E Ponce De Leon Ave., Clarkston, GA 30021		Quarterly Scores (Grades)		Current Quarter Score (Grade)
Phone: 404-292-6420		Q1: 96.82 (A)	Q2: 89.04 (B+)	94.24% (A)
Vendor ID# 35546		Q3: 94.24 (A)	Q4: N/A	
Program Census Information:		# Children in Care During Quarter: 9	# Placements During Quarter: 9	# Children in Care On Last Day: 7
	Avg Performance All CCIs (%)	Provider Performance (%)*	Possible Points (Weight)	Provider Points Earned
OPM Monitoring Reviews				
Annual Comprehensive Reviews	82%	61%	25	15.20
Safety Reviews	85%	95%	15	14.25
Monitoring Sub-Total			40	29.45
CCI Safety Outcomes				
Incidence of Maltreatment	0.06%	No Substantiated Reports	10	10.00
Staff Training/Foundations	94%	100%	5	5.00
Staff Safety Checks	86%	89%	5	4.45
Safety Sub-Total			20	19.45
CCI Permanency Outcomes				
Placement Stability	90%	89%	15	13.35
Permanency Sub-Total			15	13.35
CCI Well-Being Outcomes				
EPSDT Medical Visits	94%	100%	4	4.00
EPSDT Dental Visits	88%	100%	4	4.00
Academic Supports	78%	100%	3	3.00
Provider ECEM Visits	79%	88%	7	6.16
Provider General Contacts	77%	69%	7	4.83
Placements with Siblings	35%	0%	Not Scored	Not Scored
Placements within Legal County	11%	0%	Not Scored	Not Scored
Well-Being Sub-Total			25	21.99
*Performance calculation descriptions can be found in the FY 2020 RBWO PBP Measurements and Standards Guide.				

Monitoring & Outcomes: Possible Points = 100		Points Earned = 84.24	
Score Before Incentives Credit			84.24%
Incentives Awarded			10.00 pts
PBP Verification			N/A pts
Total Score			94.24%



DHS, DFCS, Office of Provider Management
Performance-Based Placement Measures
RBWO Provider GA+SCORECARD - CCI
Report Quarter: Q3 FY2020



Provider/Program Name: Positive Growth - Ponce De Leon Ave. (795) - CCI

Program Census Information:		# Children in Care During Quarter: 9	# Placements During Quarter: 9	# Children in Care On Last Day: 7
CCI Incentive Credits	Avg Performance All CCIs (Points)	Provider Performance (%)*	Possible Points (Weight)	Provider Points Earned
Early EPSDT Medical Visits		Not Eligible	2	
Early EPSDT Dental Visits		100%	2	2.00
Permanency Contacts		0%	5	0.00
Additional Academic Supports		100%	2	2.00
HS Grad/GED/Prof or Trade Certificate/College		N/A	10/5/5/1	
EYSS Agreement		Not Eligible	5	
Community Connections		0%	4	0.00
Active Agency Accreditation		50%	4	2.00
Staff Clinical Licensure		0%	5	0.00
Behavior Management (threshold = 0)		100%	4	4.00
Incentives Total	7.45			10.00
Maximum total combined incentive credit allowed is 10 points.			Incentives Awarded	10.00

*Performance calculation descriptions can be found in the FY 2020 RBWO PBP Measurements and Standards Guide.

Child Protective Services Investigations and Dispositions

The following investigations data, which is not used for scoring but is considered significant to a provider's performance, is from Georgia SHINES and is not considered final or complete until the end of the fiscal year.

Total Reports:	0
Number Screened In:	0
Number Screened Out:	0
Number Substantiated:	0
Number Unsubstantiated:	0
Number Active CPS Investigations:	0



DHS, DFCS, Office of Provider Management
Performance-Based Placement Measures
RBWO Provider GA+SCORECARD - CCI
Report Quarter: Q3 FY2020



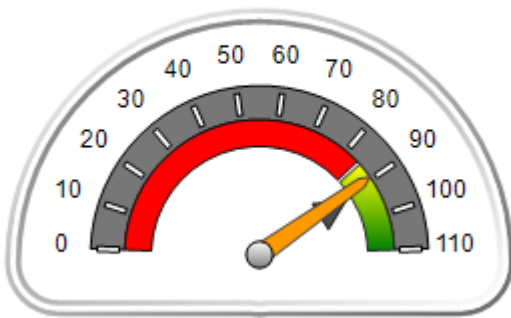
Provider/Program Name: Pride Land Group Home LLC - (5263) - CCI

2490 Heath Road, Macon, GA 31206	Quarterly Scores (Grades)		Current Quarter Score (Grade)
Phone: 478-359-6046	Q1: 89.56 (B+)	Q2: 89.02 (B+)	89.35% (B+)
Vendor ID# 49818	Q3: 89.35 (B+)	Q4: N/A	
Program Census Information:	# Children in Care During Quarter: 10	# Placements During Quarter: 10	# Children in Care On Last Day: 7

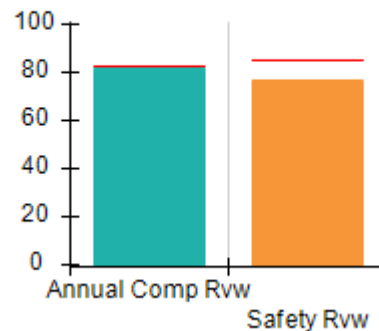
Quarterly Provider Comparisons to All CCIs

▼ — indicates average for all CCIs

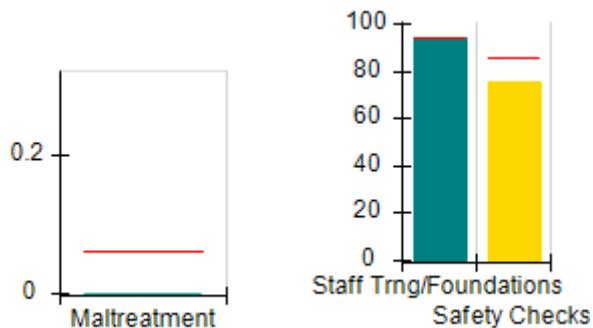
Overall Score (%)



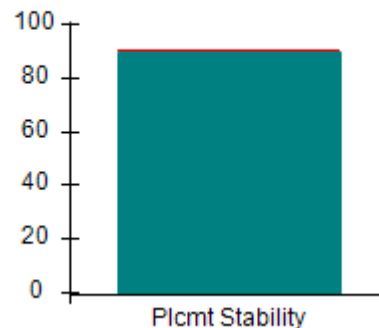
OPM Monitoring Reviews (%)



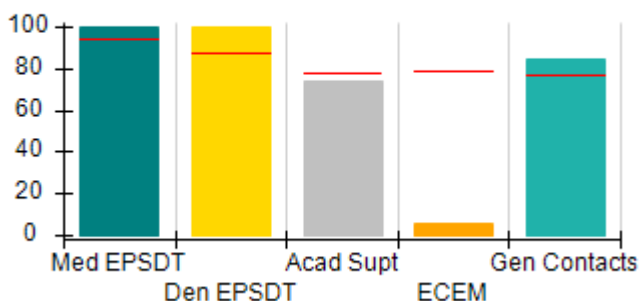
Safety Outcomes (%)



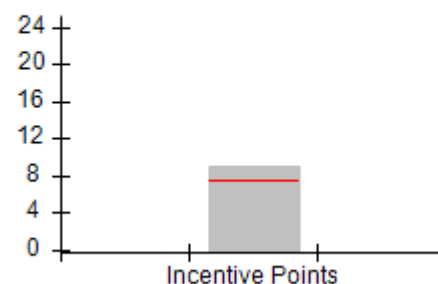
Permanency Outcomes (%)



Well-Being Outcomes (%)



Incentives Earned (Points)





DHS, DFCS, Office of Provider Management
Performance-Based Placement Measures
RBWO Provider GA+SCORECARD - CCI
 Report Quarter: Q3 FY2020



Provider/Program Name: Pride Land Group Home LLC - (5263) - CCI				
2490 Heath Road, Macon, GA 31206		Quarterly Scores (Grades)		Current Quarter Score (Grade)
Phone: 478-359-6046		Q1: 89.56 (B+)	Q2: 89.02 (B+)	89.35% (B+)
Vendor ID# 49818		Q3: 89.35 (B+)	Q4: N/A	
Program Census Information:		# Children in Care During Quarter: 10	# Placements During Quarter: 10	# Children in Care On Last Day: 7
	Avg Performance All CCIs (%)	Provider Performance (%)*	Possible Points (Weight)	Provider Points Earned
OPM Monitoring Reviews				
Annual Comprehensive Reviews	82%	82%	25	20.38
Safety Reviews	85%	77%	15	11.50
Monitoring Sub-Total			40	31.88
CCI Safety Outcomes				
Incidence of Maltreatment	0.06%	No Substantiated Reports	10	10.00
Staff Training/Foundations	94%	94%	5	4.70
Staff Safety Checks	86%	75%	5	3.75
Safety Sub-Total			20	18.45
CCI Permanency Outcomes				
Placement Stability	90%	90%	15	13.50
Permanency Sub-Total			15	13.50
CCI Well-Being Outcomes				
EPSDT Medical Visits	94%	100%	4	4.00
EPSDT Dental Visits	88%	100%	4	4.00
Academic Supports	78%	74%	3	2.22
Provider ECEM Visits	79%	6%	7	0.42
Provider General Contacts	77%	84%	7	5.88
Placements with Siblings	35%	0%	Not Scored	Not Scored
Placements within Legal County	11%	0%	Not Scored	Not Scored
Well-Being Sub-Total			25	16.52
*Performance calculation descriptions can be found in the FY 2020 RBWO PBP Measurements and Standards Guide.				

Monitoring & Outcomes: Possible Points = 100		Points Earned = 80.35	
Score Before Incentives Credit			80.35%
Incentives Awarded			9.00 pts
PBP Verification			N/A pts
Total Score			89.35%



DHS, DFCS, Office of Provider Management
Performance-Based Placement Measures
RBWO Provider GA+SCORECARD - CCI
Report Quarter: Q3 FY2020



Provider/Program Name: Pride Land Group Home LLC - (5263) - CCI

Program Census Information:		# Children in Care During Quarter: 10	# Placements During Quarter: 10	# Children in Care On Last Day: 7
CCI Incentive Credits	Avg Performance All CCIs (Points)	Provider Performance (%)*	Possible Points (Weight)	Provider Points Earned
Early EPSDT Medical Visits		100%	2	2.00
Early EPSDT Dental Visits		100%	2	2.00
Permanency Contacts		0%	5	0.00
Additional Academic Supports		50%	2	1.00
HS Grad/GED/Prof or Trade Certificate/College		N/A	10/5/5/1	
EYSS Agreement		Not Eligible	5	
Community Connections		0%	4	0.00
Active Agency Accreditation		0%	4	0.00
Staff Clinical Licensure		0%	5	0.00
Behavior Management (threshold = 0)		100%	4	4.00
Incentives Total	7.45			9.00
Maximum total combined incentive credit allowed is 10 points.			Incentives Awarded	9.00

*Performance calculation descriptions can be found in the FY 2020 RBWO PBP Measurements and Standards Guide.

Child Protective Services Investigations and Dispositions

The following investigations data, which is not used for scoring but is considered significant to a provider's performance, is from Georgia SHINES and is not considered final or complete until the end of the fiscal year.

Total Reports:	0
Number Screened In:	0
Number Screened Out:	0
Number Substantiated:	0
Number Unsubstantiated:	0
Number Active CPS Investigations:	0

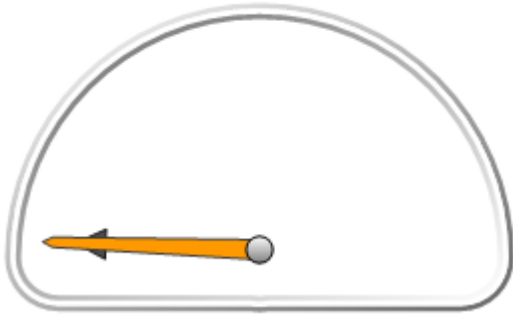


DHS, DFCS, Office of Provider Management
Performance-Based Placement Measures
RBWO Provider GA+SCORECARD - CCI
Report Quarter: Q3 FY2020

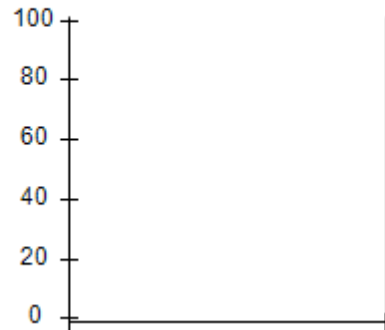


▼ — indicates average for all CCIs

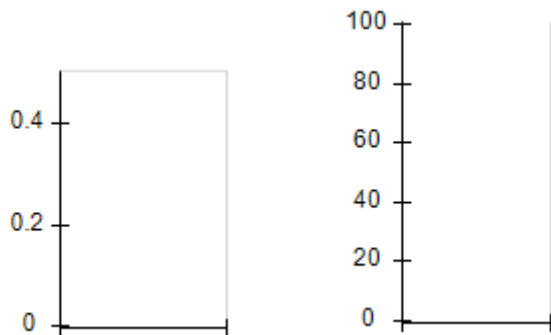
Overall Score (%)



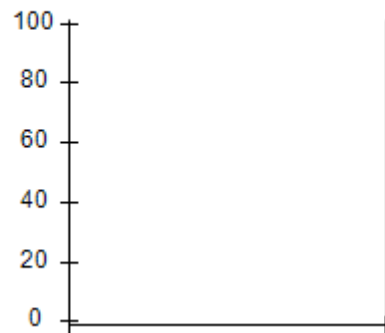
OPM Monitoring Reviews (%)



Safety Outcomes (%)



Permanency Outcomes (%)



Well-Being Outcomes (%)



Incentives Earned (Points)



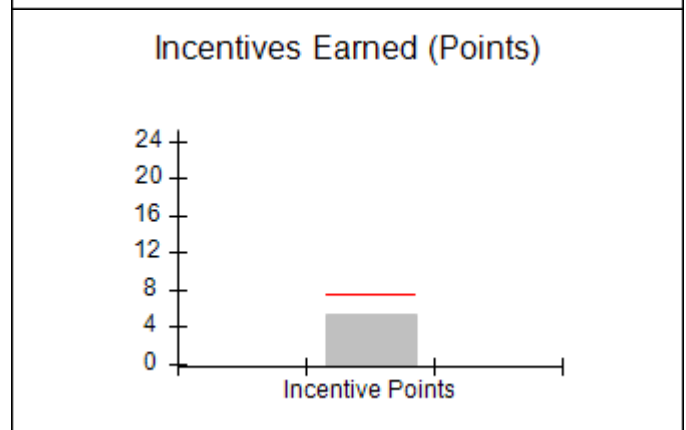
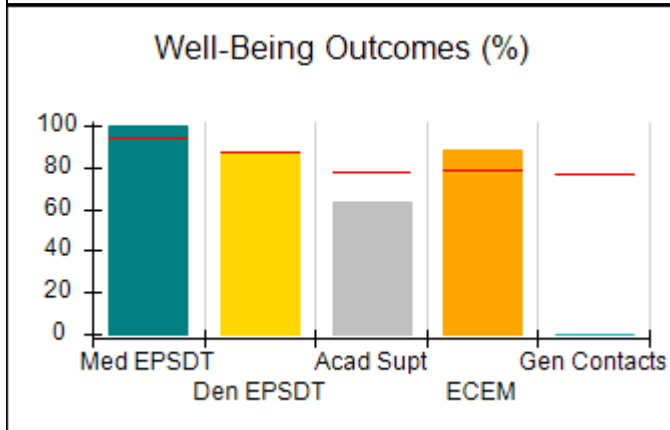
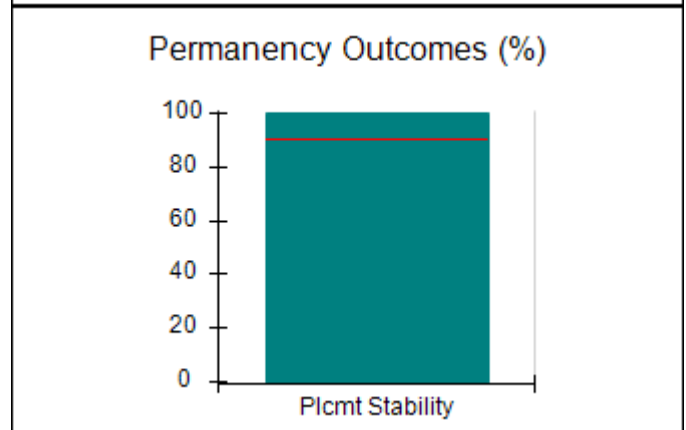
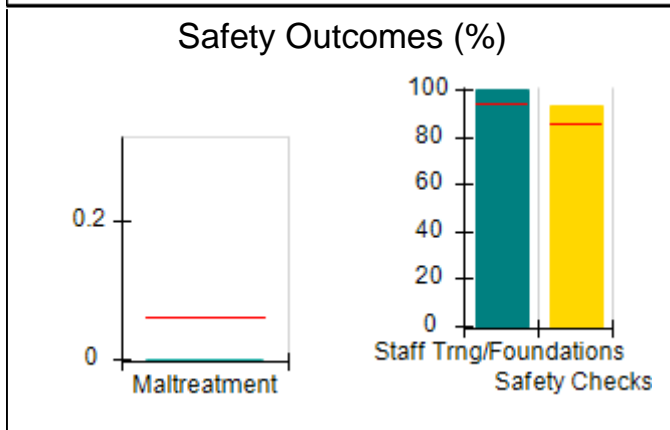
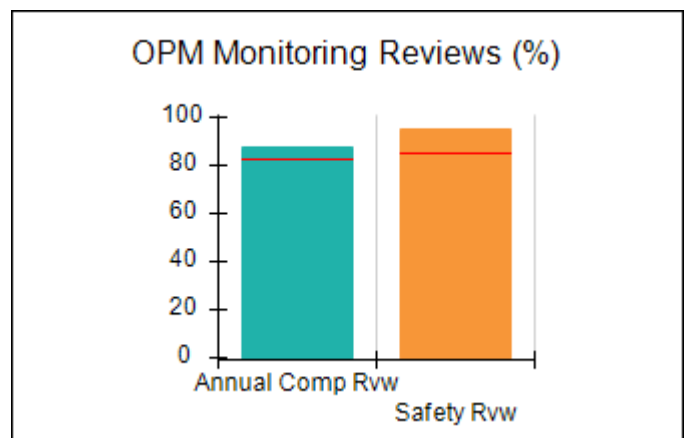
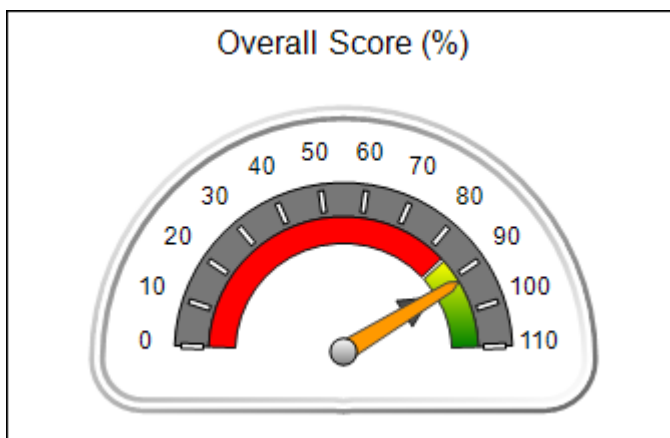


DHS, DFCS, Office of Provider Management
Performance-Based Placement Measures
RBWO Provider GA+SCORECARD - CCI
Report Quarter: Q3 FY2020



Provider/Program Name: Rainbow Children's Home - (809) - CCI			
247 E. Main St., Dahlonega, GA 30533	Quarterly Scores (Grades)		Current Quarter Score (Grade)
Phone: 706-864-5110	Q1: 94.18 (A)	Q2: 95.17 (A)	91.73% (A-)
Vendor ID# 35566	Q3: 91.73 (A-)	Q4: N/A	
Program Census Information:	# Children in Care During Quarter: 8	# Placements During Quarter: 8	# Children in Care On Last Day: 4
Quarterly Provider Comparisons to All CCIs			

▼ — indicates average for all CCIs





DHS, DFCS, Office of Provider Management
Performance-Based Placement Measures
RBWO Provider GA+SCORECARD - CCI
 Report Quarter: Q3 FY2020



Provider/Program Name: Rainbow Children's Home - (809) - CCI				
247 E. Main St., Dahlonega, GA 30533		Quarterly Scores (Grades)		Current Quarter Score (Grade)
Phone: 706-864-5110		Q1: 94.18 (A)	Q2: 95.17 (A)	91.73% (A-)
Vendor ID# 35566		Q3: 91.73 (A-)	Q4: N/A	
Program Census Information:		# Children in Care During Quarter: 8	# Placements During Quarter: 8	# Children in Care On Last Day: 4
	Avg Performance All CCIs (%)	Provider Performance (%)*	Possible Points (Weight)	Provider Points Earned
OPM Monitoring Reviews				
Annual Comprehensive Reviews	82%	88%	25	21.96
Safety Reviews	85%	95%	15	14.25
Monitoring Sub-Total			40	36.21
CCI Safety Outcomes				
Incidence of Maltreatment	0.06%	No Substantiated Reports	10	10.00
Staff Training/Foundations	94%	100%	5	5.00
Staff Safety Checks	86%	93%	5	4.65
Safety Sub-Total			20	19.65
CCI Permanency Outcomes				
Placement Stability	90%	100%	15	15.00
Permanency Sub-Total			15	15.00
CCI Well-Being Outcomes				
EPSDT Medical Visits	94%	100%	4	4.00
EPSDT Dental Visits	88%	86%	4	3.44
Academic Supports	78%	63%	3	1.89
Provider ECEM Visits	79%	88%	7	6.16
Provider General Contacts	77%	0%	7	0.00
Placements with Siblings	35%	0%	Not Scored	Not Scored
Placements within Legal County	11%	0%	Not Scored	Not Scored
Well-Being Sub-Total			25	15.49
*Performance calculation descriptions can be found in the FY 2020 RBWO PBP Measurements and Standards Guide.				

Monitoring & Outcomes: Possible Points = 100		Points Earned = 86.35	
Score Before Incentives Credit			86.35%
Incentives Awarded			5.38 pts
PBP Verification			N/A pts
Total Score			91.73%



DHS, DFCS, Office of Provider Management
Performance-Based Placement Measures
RBWO Provider GA+SCORECARD - CCI
Report Quarter: Q3 FY2020



Provider/Program Name: Rainbow Children's Home - (809) - CCI

Program Census Information:		# Children in Care During Quarter: 8	# Placements During Quarter: 8	# Children in Care On Last Day: 4
CCI Incentive Credits	Avg Performance All CCIs (Points)	Provider Performance (%)*	Possible Points (Weight)	Provider Points Earned
Early EPSDT Medical Visits		Not Eligible	2	
Early EPSDT Dental Visits		50%	2	1.00
Permanency Contacts		0%	5	0.00
Additional Academic Supports		19%	2	0.38
HS Grad/GED/Prof or Trade Certificate/College		N/A	10/5/5/1	
EYSS Agreement		0%	5	0.00
Community Connections		0%	4	0.00
Active Agency Accreditation		0%	4	0.00
Staff Clinical Licensure		0%	5	0.00
Behavior Management (threshold = 0)		100%	4	4.00
Incentives Total	7.45			5.38
Maximum total combined incentive credit allowed is 10 points.			Incentives Awarded	5.38

*Performance calculation descriptions can be found in the FY 2020 RBWO PBP Measurements and Standards Guide.

Child Protective Services Investigations and Dispositions

The following investigations data, which is not used for scoring but is considered significant to a provider's performance, is from Georgia SHINES and is not considered final or complete until the end of the fiscal year.

Total Reports:	0
Number Screened In:	0
Number Screened Out:	0
Number Substantiated:	0
Number Unsubstantiated:	0
Number Active CPS Investigations:	0



DHS, DFCS, Office of Provider Management
Performance-Based Placement Measures
RBWO Provider GA+SCORECARD - CCI
 Report Quarter: Q3 FY2020



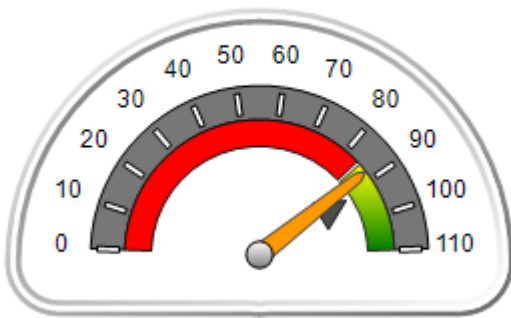
Provider/Program Name: Rainbow House, Inc. - (810) - CCI

879 Battle Creek Rd., Jonesboro, GA 30236	Quarterly Scores (Grades)		Current Quarter Score (Grade)
Phone: 770-478-6905	Q1: 89.88 (B+)	Q2: 88.29 (B+)	87.48% (B+)
Vendor ID# 35567	Q3: 87.48 (B+)	Q4: N/A	
Program Census Information:	# Children in Care During Quarter: 34	# Placements During Quarter: 34	# Children in Care On Last Day: 17

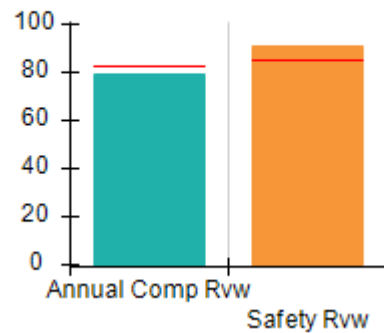
Quarterly Provider Comparisons to All CCIs

▼ — indicates average for all CCIs

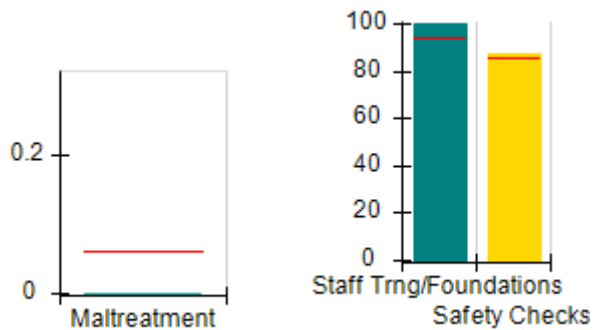
Overall Score (%)



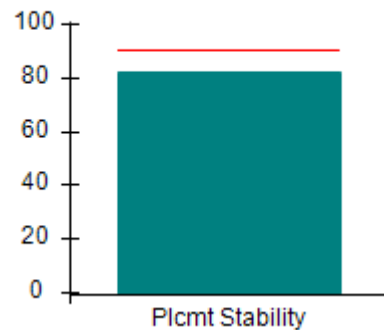
OPM Monitoring Reviews (%)



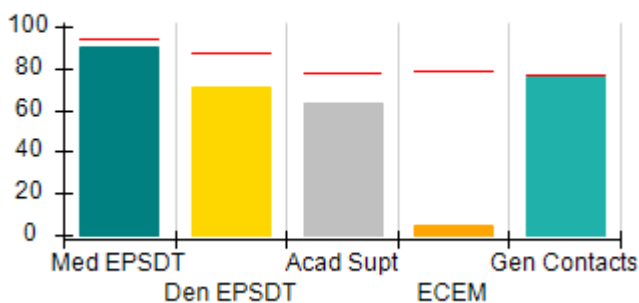
Safety Outcomes (%)



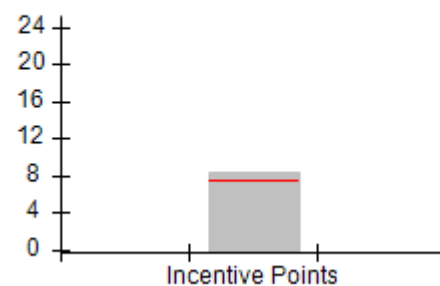
Permanency Outcomes (%)



Well-Being Outcomes (%)



Incentives Earned (Points)





DHS, DFCS, Office of Provider Management
Performance-Based Placement Measures
RBWO Provider GA+SCORECARD - CCI
 Report Quarter: Q3 FY2020



Provider/Program Name: Rainbow House, Inc. - (810) - CCI				
879 Battle Creek Rd., Jonesboro, GA 30236		Quarterly Scores (Grades)		Current Quarter Score (Grade)
Phone: 770-478-6905		Q1: 89.88 (B+)	Q2: 88.29 (B+)	87.48% (B+)
Vendor ID# 35567		Q3: 87.48 (B+)	Q4: N/A	
Program Census Information:		# Children in Care During Quarter: 34	# Placements During Quarter: 34	# Children in Care On Last Day: 17
	Avg Performance All CCIs (%)	Provider Performance (%)*	Possible Points (Weight)	Provider Points Earned
OPM Monitoring Reviews				
Annual Comprehensive Reviews	82%	79%	25	19.76
Safety Reviews	85%	91%	15	13.69
Monitoring Sub-Total			40	33.45
CCI Safety Outcomes				
Incidence of Maltreatment	0.06%	No Substantiated Reports	10	10.00
Staff Training/Foundations	94%	100%	5	5.00
Staff Safety Checks	86%	87%	5	4.35
Safety Sub-Total			20	19.35
CCI Permanency Outcomes				
Placement Stability	90%	82%	15	12.30
Permanency Sub-Total			15	12.30
CCI Well-Being Outcomes				
EPSDT Medical Visits	94%	90%	4	3.60
EPSDT Dental Visits	88%	71%	4	2.84
Academic Supports	78%	63%	3	1.89
Provider ECEM Visits	79%	5%	7	0.35
Provider General Contacts	77%	76%	7	5.32
Placements with Siblings	35%	Not Eligible	Not Scored	Not Scored
Placements within Legal County	11%	6%	Not Scored	Not Scored
Well-Being Sub-Total			25	14.00
*Performance calculation descriptions can be found in the FY 2020 RBWO PBP Measurements and Standards Guide.				

Monitoring & Outcomes: Possible Points = 100		Points Earned = 79.10	
Score Before Incentives Credit			79.10%
Incentives Awarded			8.38 pts
PBP Verification			0.00 pts
Total Score			87.48%



DHS, DFCS, Office of Provider Management
Performance-Based Placement Measures
RBWO Provider GA+SCORECARD - CCI
Report Quarter: Q3 FY2020



Provider/Program Name: Rainbow House, Inc. - (810) - CCI

Program Census Information:		# Children in Care During Quarter: 34	# Placements During Quarter: 34	# Children in Care On Last Day: 17
CCI Incentive Credits	Avg Performance All CCIs (Points)	Provider Performance (%)*	Possible Points (Weight)	Provider Points Earned
Early EPSDT Medical Visits		88%	2	1.76
Early EPSDT Dental Visits		65%	2	1.30
Permanency Contacts		0%	5	0.00
Additional Academic Supports		41%	2	0.82
HS Grad/GED/Prof or Trade Certificate/College		N/A	10/5/5/1	
EYSS Agreement		Not Eligible	5	
Community Connections		0%	4	0.00
Active Agency Accreditation		0%	4	0.00
Staff Clinical Licensure		10%	5	0.50
Behavior Management (threshold = 0)		100%	4	4.00
Incentives Total	7.45			8.38
Maximum total combined incentive credit allowed is 10 points.			Incentives Awarded	8.38

*Performance calculation descriptions can be found in the FY 2020 RBWO PBP Measurements and Standards Guide.

Child Protective Services Investigations and Dispositions

The following investigations data, which is not used for scoring but is considered significant to a provider's performance, is from Georgia SHINES and is not considered final or complete until the end of the fiscal year.

Total Reports:	0
Number Screened In:	0
Number Screened Out:	0
Number Substantiated:	0
Number Unsubstantiated:	0
Number Active CPS Investigations:	0



DHS, DFCS, Office of Provider Management

Performance-Based Placement Measures

RBWO Provider GA+SCORECARD - CCI

Report Quarter: Q3 FY2020



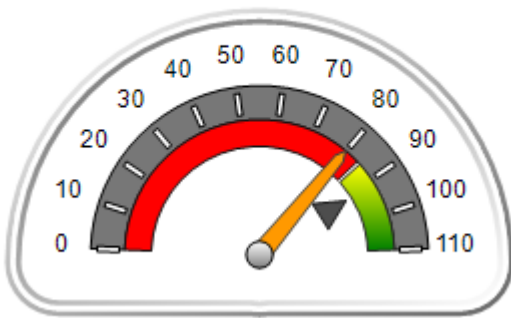
Provider/Program Name: Raintree Village - Lowndes County (811) - CCI

3757 Johnston Rd., Valdosta, GA 31601	Quarterly Scores (Grades)		Current Quarter Score (Grade)
Phone: 229-559-5944	Q1: 87.09 (B+)	Q2: 90.94 (A-)	79.83% (C+)
Vendor ID# 35568	Q3: 79.83 (C+)	Q4: N/A	
Program Census Information:	# Children in Care During Quarter: 9	# Placements During Quarter: 9	# Children in Care On Last Day: 6

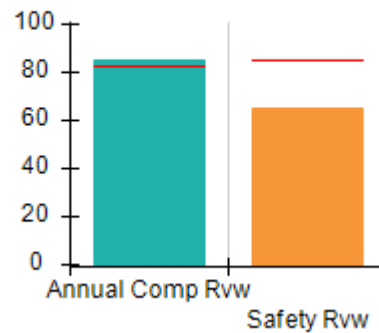
Quarterly Provider Comparisons to All CCIs

▼ indicates average for all CCIs

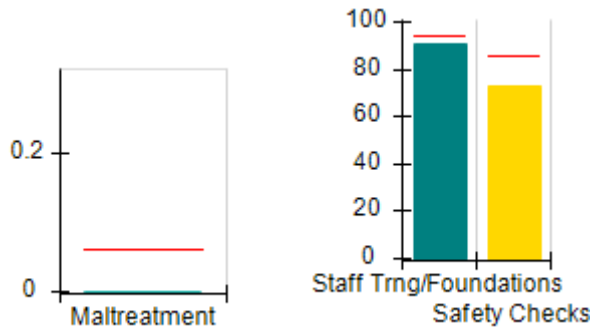
Overall Score (%)



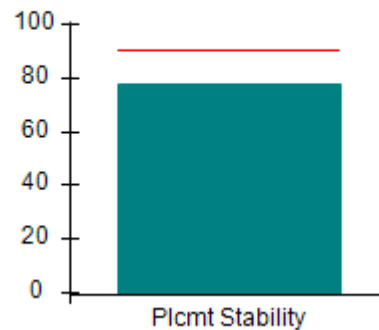
OPM Monitoring Reviews (%)



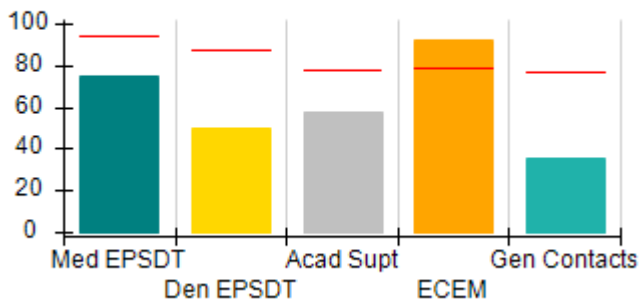
Safety Outcomes (%)



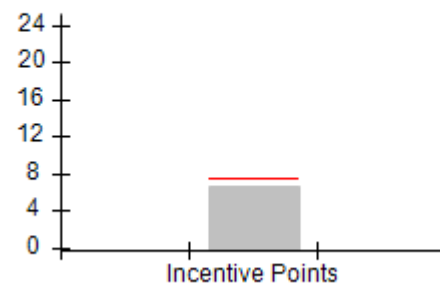
Permanency Outcomes (%)



Well-Being Outcomes (%)



Incentives Earned (Points)





DHS, DFCS, Office of Provider Management
Performance-Based Placement Measures
RBWO Provider GA+SCORECARD - CCI
 Report Quarter: Q3 FY2020



Provider/Program Name: Raintree Village - Lowndes County (811) - CCI				
3757 Johnston Rd., Valdosta, GA 31601		Quarterly Scores (Grades)		Current Quarter Score (Grade)
Phone: 229-559-5944		Q1: 87.09 (B+)	Q2: 90.94 (A-)	79.83% (C+)
Vendor ID# 35568		Q3: 79.83 (C+)	Q4: N/A	
Program Census Information:		# Children in Care During Quarter: 9	# Placements During Quarter: 9	# Children in Care On Last Day: 6
	Avg Performance All CCIs (%)	Provider Performance (%)*	Possible Points (Weight)	Provider Points Earned
OPM Monitoring Reviews				
Annual Comprehensive Reviews	82%	85%	25	21.33
Safety Reviews	85%	65%	15	9.75
Monitoring Sub-Total			40	31.08
CCI Safety Outcomes				
Incidence of Maltreatment	0.06%	No Substantiated Reports	10	10.00
Staff Training/Foundations	94%	91%	5	4.55
Staff Safety Checks	86%	73%	5	3.65
Safety Sub-Total			20	18.20
CCI Permanency Outcomes				
Placement Stability	90%	78%	15	11.70
Permanency Sub-Total			15	11.70
CCI Well-Being Outcomes				
EPSDT Medical Visits	94%	75%	4	3.00
EPSDT Dental Visits	88%	50%	4	2.00
Academic Supports	78%	58%	3	1.74
Provider ECEM Visits	79%	92%	7	6.44
Provider General Contacts	77%	36%	7	2.52
Placements with Siblings	35%	0%	Not Scored	Not Scored
Placements within Legal County	11%	0%	Not Scored	Not Scored
Well-Being Sub-Total			25	15.70
*Performance calculation descriptions can be found in the FY 2020 RBWO PBP Measurements and Standards Guide.				

Monitoring & Outcomes: Possible Points = 100		Points Earned = 76.68	
Score Before Incentives Credit			76.68%
Incentives Awarded			6.64 pts
PBP Verification			-3.49 pts
Total Score			79.83%



DHS, DFCS, Office of Provider Management
Performance-Based Placement Measures
RBWO Provider GA+SCORECARD - CCI
Report Quarter: Q3 FY2020



Provider/Program Name: Raintree Village - Lowndes County (811) - CCI

Program Census Information:		# Children in Care During Quarter: 9	# Placements During Quarter: 9	# Children in Care On Last Day: 6
CCI Incentive Credits	Avg Performance All CCIs (Points)	Provider Performance (%)*	Possible Points (Weight)	Provider Points Earned
Early EPSDT Medical Visits		0%	2	0.00
Early EPSDT Dental Visits		0%	2	0.00
Permanency Contacts		0%	5	0.00
Additional Academic Supports		32%	2	0.64
HS Grad/GED/Prof or Trade Certificate/College		N/A	10/5/5/1	
EYSS Agreement		Not Eligible	5	
Community Connections		0%	4	0.00
Active Agency Accreditation		50%	4	2.00
Staff Clinical Licensure		0%	5	0.00
Behavior Management (threshold = 0)		100%	4	4.00
Incentives Total	7.45			6.64
Maximum total combined incentive credit allowed is 10 points.			Incentives Awarded	6.64

*Performance calculation descriptions can be found in the FY 2020 RBWO PBP Measurements and Standards Guide.

Child Protective Services Investigations and Dispositions

The following investigations data, which is not used for scoring but is considered significant to a provider's performance, is from Georgia SHINES and is not considered final or complete until the end of the fiscal year.

Total Reports:	0
Number Screened In:	0
Number Screened Out:	0
Number Substantiated:	0
Number Unsubstantiated:	0
Number Active CPS Investigations:	0



DHS, DFCS, Office of Provider Management

Performance-Based Placement Measures

RBWO Provider GA+SCORECARD - CCI

Report Quarter: Q3 FY2020



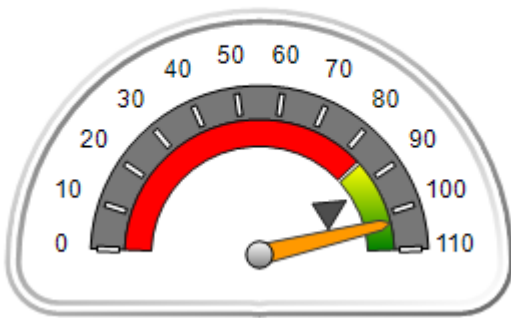
Provider/Program Name: Reaching Back, LLC - (5326) - CCI

1209 9th St., Columbus, GA 31907	Quarterly Scores (Grades)		Current Quarter Score (Grade)
Phone: 762-524-7562	Q1: 103.21 (A+)	Q2: 102.94 (A+)	102.77% (A+)
Vendor ID# 136876	Q3: 102.77 (A+)	Q4: N/A	
Program Census Information:	# Children in Care During Quarter: 10	# Placements During Quarter: 10	# Children in Care On Last Day: 6

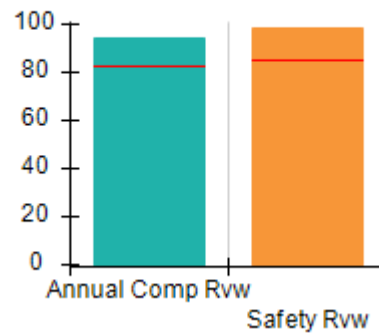
Quarterly Provider Comparisons to All CCIs

▼ — indicates average for all CCIs

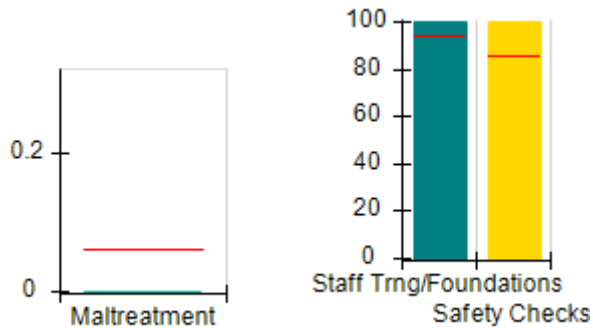
Overall Score (%)



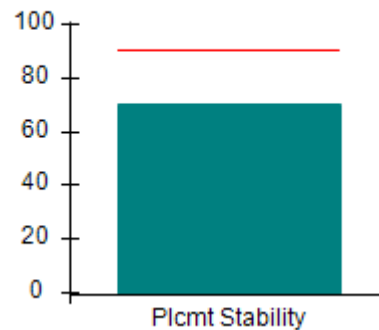
OPM Monitoring Reviews (%)



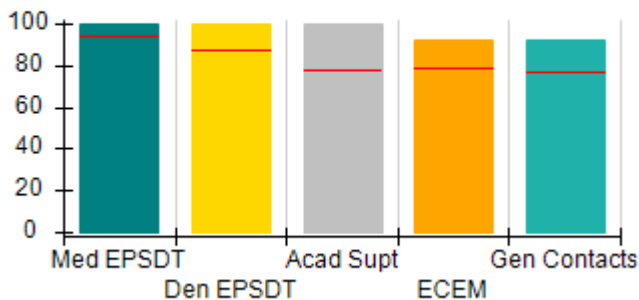
Safety Outcomes (%)



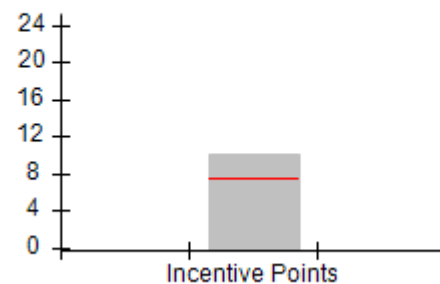
Permanency Outcomes (%)



Well-Being Outcomes (%)



Incentives Earned (Points)





DHS, DFCS, Office of Provider Management
Performance-Based Placement Measures
RBWO Provider GA+SCORECARD - CCI
 Report Quarter: Q3 FY2020



Provider/Program Name: Reaching Back, LLC - (5326) - CCI				
1209 9th St., Columbus, GA 31907		Quarterly Scores (Grades)		Current Quarter Score (Grade)
Phone: 762-524-7562		Q1: 103.21 (A+)	Q2: 102.94 (A+)	102.77% (A+)
Vendor ID# 136876		Q3: 102.77 (A+)	Q4: N/A	
Program Census Information:		# Children in Care During Quarter: 10	# Placements During Quarter: 10	# Children in Care On Last Day: 6
	Avg Performance All CCIs (%)	Provider Performance (%)*	Possible Points (Weight)	Provider Points Earned
OPM Monitoring Reviews				
Annual Comprehensive Reviews	82%	95%	25	23.64
Safety Reviews	85%	98%	15	14.75
Monitoring Sub-Total			40	38.39
CCI Safety Outcomes				
Incidence of Maltreatment	0.06%	No Substantiated Reports	10	10.00
Staff Training/Foundations	94%	100%	5	5.00
Staff Safety Checks	86%	100%	5	5.00
Safety Sub-Total			20	20.00
CCI Permanency Outcomes				
Placement Stability	90%	70%	15	10.50
Permanency Sub-Total			15	10.50
CCI Well-Being Outcomes				
EPSDT Medical Visits	94%	100%	4	4.00
EPSDT Dental Visits	88%	100%	4	4.00
Academic Supports	78%	100%	3	3.00
Provider ECEM Visits	79%	92%	7	6.44
Provider General Contacts	77%	92%	7	6.44
Placements with Siblings	35%	0%	Not Scored	Not Scored
Placements within Legal County	11%	20%	Not Scored	Not Scored
Well-Being Sub-Total			25	23.88
*Performance calculation descriptions can be found in the FY 2020 RBWO PBP Measurements and Standards Guide.				

Monitoring & Outcomes: Possible Points = 100		Points Earned = 92.77	
Score Before Incentives Credit			92.77%
Incentives Awarded			10.00 pts
PBP Verification			N/A pts
Total Score			102.77%



DHS, DFCS, Office of Provider Management
Performance-Based Placement Measures
RBWO Provider GA+SCORECARD - CCI
Report Quarter: Q3 FY2020



Provider/Program Name: Reaching Back, LLC - (5326) - CCI

Program Census Information:		# Children in Care During Quarter: 10	# Placements During Quarter: 10	# Children in Care On Last Day: 6
CCI Incentive Credits	Avg Performance All CCIs (Points)	Provider Performance (%)*	Possible Points (Weight)	Provider Points Earned
Early EPSDT Medical Visits		100%	2	2.00
Early EPSDT Dental Visits		100%	2	2.00
Permanency Contacts		None Planned	5	
Additional Academic Supports		100%	2	2.00
HS Grad/GED/Prof or Trade Certificate/College		N/A	10/5/5/1	
EYSS Agreement		Not Eligible	5	
Community Connections		0%	4	0.00
Active Agency Accreditation		0%	4	0.00
Staff Clinical Licensure		0%	5	0.00
Behavior Management (threshold = 0)		100%	4	4.00
Incentives Total	7.45			10.00
Maximum total combined incentive credit allowed is 10 points.			Incentives Awarded	10.00

*Performance calculation descriptions can be found in the FY 2020 RBWO PBP Measurements and Standards Guide.

Child Protective Services Investigations and Dispositions

The following investigations data, which is not used for scoring but is considered significant to a provider's performance, is from Georgia SHINES and is not considered final or complete until the end of the fiscal year.

Total Reports:	0
Number Screened In:	0
Number Screened Out:	0
Number Substantiated:	0
Number Unsubstantiated:	0
Number Active CPS Investigations:	0



DHS, DFCS, Office of Provider Management

Performance-Based Placement Measures

RBWO Provider GA+SCORECARD - CCI

Report Quarter: Q3 FY2020



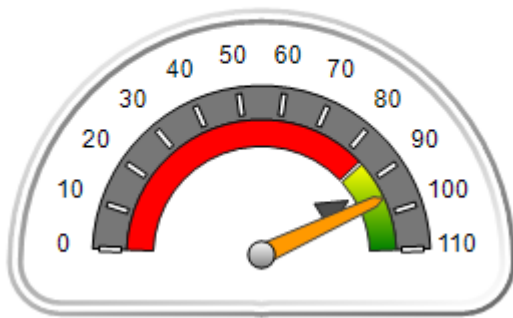
Provider/Program Name: Rock of Ages Youth Home, LLC - (5341) - CCI

145 Brooks Street, Sparta, GA 31087	Quarterly Scores (Grades)		Current Quarter Score (Grade)
Phone: 404-387-7043	Q1: 93.48 (A-)	Q2: 99.63 (A+)	95.63% (A)
Vendor ID# 157623	Q3: 95.63 (A)	Q4: N/A	
Program Census Information:	# Children in Care During Quarter: 12	# Placements During Quarter: 12	# Children in Care On Last Day: 5

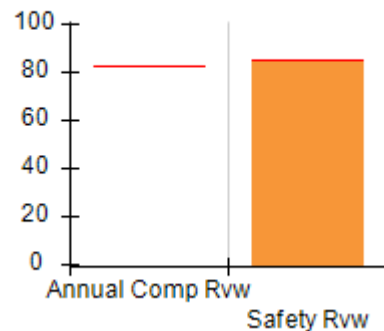
Quarterly Provider Comparisons to All CCIs

▼ — indicates average for all CCIs

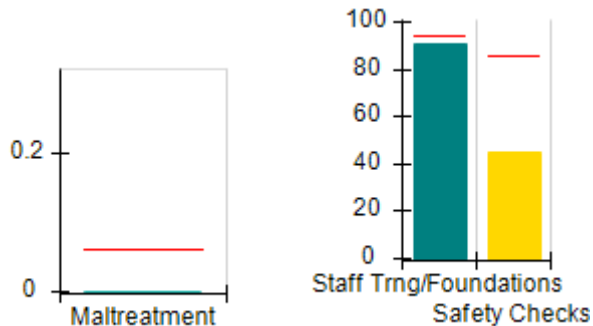
Overall Score (%)



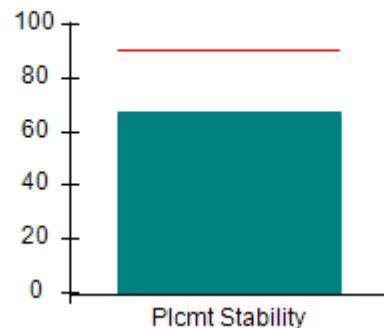
OPM Monitoring Reviews (%)



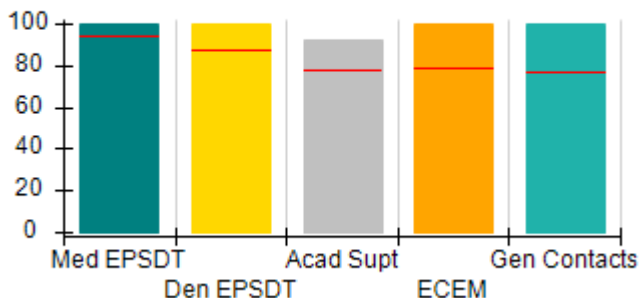
Safety Outcomes (%)



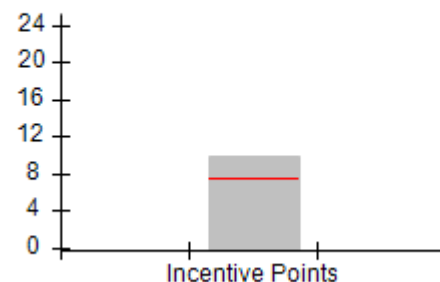
Permanency Outcomes (%)



Well-Being Outcomes (%)



Incentives Earned (Points)





DHS, DFCS, Office of Provider Management
Performance-Based Placement Measures
RBWO Provider GA+SCORECARD - CCI
 Report Quarter: Q3 FY2020



Provider/Program Name: Rock of Ages Youth Home, LLC - (5341) - CCI				
145 Brooks Street, Sparta, GA 31087		Quarterly Scores (Grades)		Current Quarter Score (Grade)
Phone: 404-387-7043		Q1: 93.48 (A-)	Q2: 99.63 (A+)	95.63% (A)
Vendor ID# 157623		Q3: 95.63 (A)	Q4: N/A	
Program Census Information:		# Children in Care During Quarter: 12	# Placements During Quarter: 12	# Children in Care On Last Day: 5
	Avg Performance All CCIs (%)	Provider Performance (%)*	Possible Points (Weight)	Provider Points Earned
OPM Monitoring Reviews				
Annual Comprehensive Reviews	82%	Not Yet Conducted		
Safety Reviews	85%	85%	15	12.75
Monitoring Sub-Total			15	12.75
CCI Safety Outcomes				
Incidence of Maltreatment	0.06%	No Substantiated Reports	10	10.00
Staff Training/Foundations	94%	91%	5	4.55
Staff Safety Checks	86%	45%	5	2.25
Safety Sub-Total			20	16.80
CCI Permanency Outcomes				
Placement Stability	90%	67%	15	10.05
Permanency Sub-Total			15	10.05
CCI Well-Being Outcomes				
EPSDT Medical Visits	94%	100%	4	4.00
EPSDT Dental Visits	88%	100%	4	4.00
Academic Supports	78%	92%	3	2.76
Provider ECEM Visits	79%	100%	7	7.00
Provider General Contacts	77%	100%	7	7.00
Placements with Siblings	35%	25%	Not Scored	Not Scored
Placements within Legal County	11%	0%	Not Scored	Not Scored
Well-Being Sub-Total			25	24.76
*Performance calculation descriptions can be found in the FY 2020 RBWO PBP Measurements and Standards Guide.				

Monitoring & Outcomes: Possible Points = 75		Points Earned = 64.36	
Score Before Incentives Credit			85.81%
Incentives Awarded			9.82 pts
PBP Verification			N/A pts
Total Score			95.63%



DHS, DFCS, Office of Provider Management
Performance-Based Placement Measures
RBWO Provider GA+SCORECARD - CCI
Report Quarter: Q3 FY2020



Provider/Program Name: Rock of Ages Youth Home, LLC - (5341) - CCI

Program Census Information:		# Children in Care During Quarter: 12	# Placements During Quarter: 12	# Children in Care On Last Day: 5
CCI Incentive Credits	Avg Performance All CCIs (Points)	Provider Performance (%)*	Possible Points (Weight)	Provider Points Earned
Early EPSDT Medical Visits		100%	2	2.00
Early EPSDT Dental Visits		100%	2	2.00
Permanency Contacts		0%	5	0.00
Additional Academic Supports		91%	2	1.82
HS Grad/GED/Prof or Trade Certificate/College		N/A	10/5/5/1	
EYSS Agreement		Not Eligible	5	
Community Connections		0%	4	0.00
Active Agency Accreditation		0%	4	0.00
Staff Clinical Licensure		0%	5	0.00
Behavior Management (threshold = 0)		100%	4	4.00
Incentives Total	7.45			9.82
Maximum total combined incentive credit allowed is 10 points.			Incentives Awarded	9.82

*Performance calculation descriptions can be found in the FY 2020 RBWO PBP Measurements and Standards Guide.

Child Protective Services Investigations and Dispositions

The following investigations data, which is not used for scoring but is considered significant to a provider's performance, is from Georgia SHINES and is not considered final or complete until the end of the fiscal year.

Total Reports:	1
Number Screened In:	1
Number Screened Out:	0
Number Substantiated:	0
Number Unsubstantiated:	1
Number Active CPS Investigations:	0



Performance-Based Placement Measures

RBWO Provider GA+SCORECARD - CCI

Report Quarter: Q3 FY2020

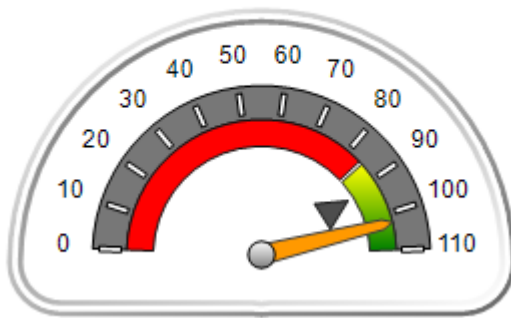
Provider/Program Name: Safe Harbor Children's Center, Inc. - Norwich Street (5298) - CCI

1526 Norwich Street , Brunswick, GA 31520-6912	Quarterly Scores (Grades)		Current Quarter Score (Grade)
Phone: 912-289-9940	Q1: 103.23 (A+)	Q2: 98.45 (A+)	102.58% (A+)
Vendor ID# 153821	Q3: 102.58 (A+)	Q4: N/A	
Program Census Information:	# Children in Care During Quarter: 30	# Placements During Quarter: 30	# Children in Care On Last Day: 21

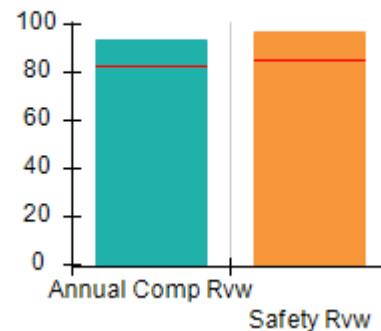
Quarterly Provider Comparisons to All CCIs

indicates average for all CCIs

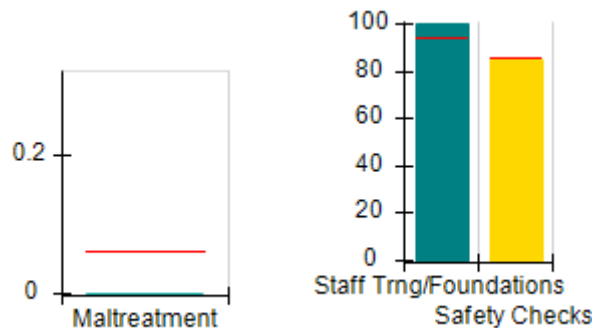
Overall Score (%)



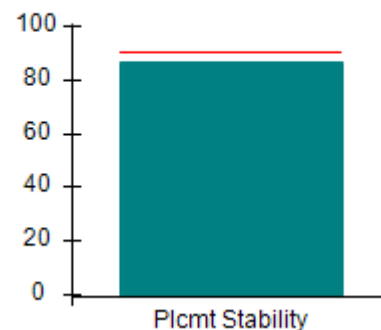
OPM Monitoring Reviews (%)



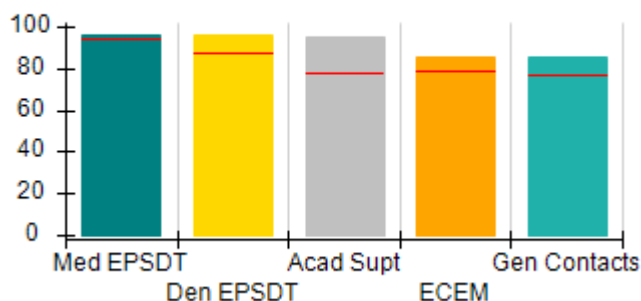
Safety Outcomes (%)



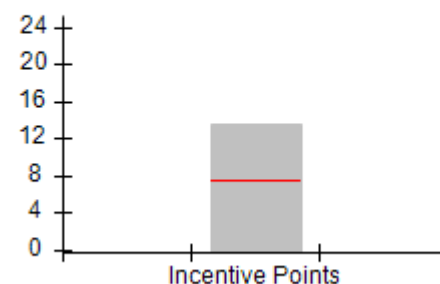
Permanency Outcomes (%)



Well-Being Outcomes (%)



Incentives Earned (Points)





DHS, DFCS, Office of Provider Management
Performance-Based Placement Measures
RBWO Provider GA+SCORECARD - CCI
 Report Quarter: Q3 FY2020



Provider/Program Name: Safe Harbor Children's Center, Inc. - Norwich Street (5298) - CCI				
1526 Norwich Street , Brunswick, GA 31520-6912		Quarterly Scores (Grades)		Current Quarter Score (Grade)
Phone: 912-289-9940		Q1: 103.23 (A+)	Q2: 98.45 (A+)	102.58% (A+)
Vendor ID# 153821		Q3: 102.58 (A+)	Q4: N/A	
Program Census Information:		# Children in Care During Quarter: 30	# Placements During Quarter: 30	# Children in Care On Last Day: 21
	Avg Performance All CCIs (%)	Provider Performance (%)*	Possible Points (Weight)	Provider Points Earned
OPM Monitoring Reviews				
Annual Comprehensive Reviews	82%	93%	25	23.35
Safety Reviews	85%	97%	15	14.50
Monitoring Sub-Total			40	37.85
CCI Safety Outcomes				
Incidence of Maltreatment	0.06%	No Substantiated Reports	10	10.00
Staff Training/Foundations	94%	100%	5	5.00
Staff Safety Checks	86%	85%	5	4.25
Safety Sub-Total			20	19.25
CCI Permanency Outcomes				
Placement Stability	90%	87%	15	13.05
Permanency Sub-Total			15	13.05
CCI Well-Being Outcomes				
EPSDT Medical Visits	94%	96%	4	3.84
EPSDT Dental Visits	88%	96%	4	3.84
Academic Supports	78%	95%	3	2.85
Provider ECEM Visits	79%	85%	7	5.95
Provider General Contacts	77%	85%	7	5.95
Placements with Siblings	35%	32%	Not Scored	Not Scored
Placements within Legal County	11%	38%	Not Scored	Not Scored
Well-Being Sub-Total			25	22.43
*Performance calculation descriptions can be found in the FY 2020 RBWO PBP Measurements and Standards Guide.				

Monitoring & Outcomes: Possible Points = 100		Points Earned = 92.58	
Score Before Incentives Credit			92.58%
Incentives Awarded			10.00 pts
PBP Verification			N/A pts
Total Score			102.58%



DHS, DFCS, Office of Provider Management
Performance-Based Placement Measures
RBWO Provider GA+SCORECARD - CCI
Report Quarter: Q3 FY2020



Provider/Program Name: Safe Harbor Children's Center, Inc. - Norwich Street (5298) - CCI

Program Census Information:		# Children in Care During Quarter: 30	# Placements During Quarter: 30	# Children in Care On Last Day: 21
CCI Incentive Credits	Avg Performance All CCIs (Points)	Provider Performance (%)*	Possible Points (Weight)	Provider Points Earned
Early EPSDT Medical Visits		92%	2	1.84
Early EPSDT Dental Visits		92%	2	1.84
Permanency Contacts		0%	5	0.00
Additional Academic Supports		41%	2	0.82
HS Grad/GED/Prof or Trade Certificate/College		N/A	10/5/5/1	5.00
EYSS Agreement		0%	5	0.00
Community Connections		0%	4	0.00
Active Agency Accreditation		0%	4	0.00
Staff Clinical Licensure		0%	5	0.00
Behavior Management (threshold = 0)		100%	4	4.00
Incentives Total	7.45			13.50
Maximum total combined incentive credit allowed is 10 points.			Incentives Awarded	10.00

*Performance calculation descriptions can be found in the FY 2020 RBWO PBP Measurements and Standards Guide.

Child Protective Services Investigations and Dispositions

The following investigations data, which is not used for scoring but is considered significant to a provider's performance, is from Georgia SHINES and is not considered final or complete until the end of the fiscal year.

Total Reports:	1
Number Screened In:	0
Number Screened Out:	1
Number Substantiated:	0
Number Unsubstantiated:	0
Number Active CPS Investigations:	0



DHS, DFCS, Office of Provider Management
Performance-Based Placement Measures
RBWO Provider GA+SCORECARD - CCI
Report Quarter: Q3 FY2020



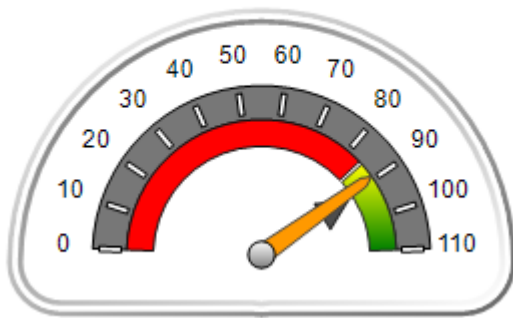
Provider/Program Name: Safe Haven 4U, LLC - (5315) - CCI

5702 Bobby Drive, Columbus, GA 31907	Quarterly Scores (Grades)		Current Quarter Score (Grade)
Phone: 762-821-1378	Q1: 80.76 (B-)	Q2: 85.44 (B)	89.20% (B+)
Vendor ID# 118253	Q3: 89.20 (B+)	Q4: N/A	
Program Census Information:	# Children in Care During Quarter: 7	# Placements During Quarter: 7	# Children in Care On Last Day: 6

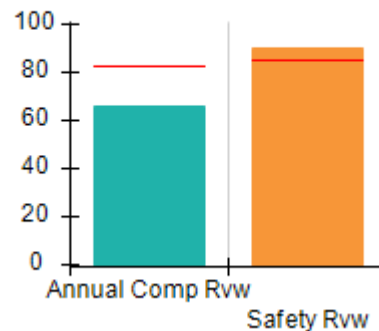
Quarterly Provider Comparisons to All CCIs

▼ — indicates average for all CCIs

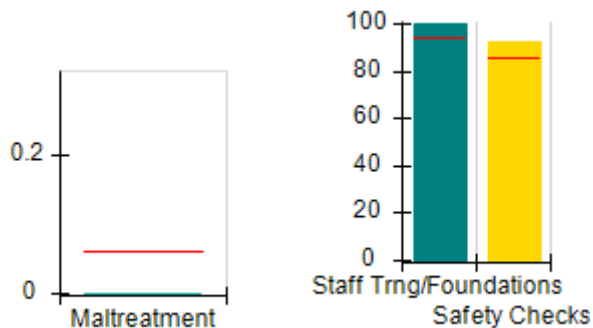
Overall Score (%)



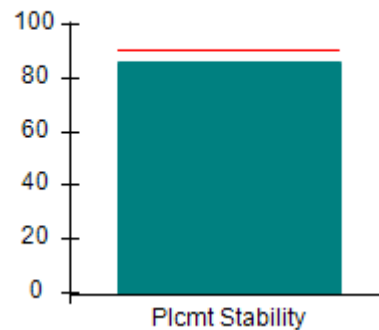
OPM Monitoring Reviews (%)



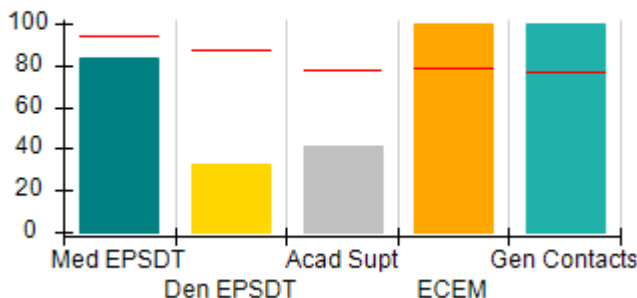
Safety Outcomes (%)



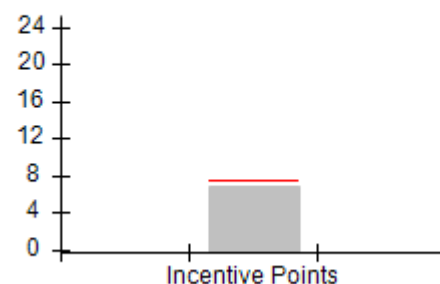
Permanency Outcomes (%)



Well-Being Outcomes (%)



Incentives Earned (Points)





DHS, DFCS, Office of Provider Management
Performance-Based Placement Measures
RBWO Provider GA+SCORECARD - CCI
 Report Quarter: Q3 FY2020



Provider/Program Name: Safe Haven 4U, LLC - (5315) - CCI				
5702 Bobby Drive, Columbus, GA 31907		Quarterly Scores (Grades)		Current Quarter Score (Grade)
Phone: 762-821-1378		Q1: 80.76 (B-)	Q2: 85.44 (B)	89.20% (B+)
Vendor ID# 118253		Q3: 89.20 (B+)	Q4: N/A	
Program Census Information:		# Children in Care During Quarter: 7	# Placements During Quarter: 7	# Children in Care On Last Day: 6
	Avg Performance All CCIs (%)	Provider Performance (%)*	Possible Points (Weight)	Provider Points Earned
OPM Monitoring Reviews				
Annual Comprehensive Reviews	82%	66%	25	16.57
Safety Reviews	85%	90%	15	13.50
Monitoring Sub-Total			40	30.07
CCI Safety Outcomes				
Incidence of Maltreatment	0.06%	No Substantiated Reports	10	10.00
Staff Training/Foundations	94%	100%	5	5.00
Staff Safety Checks	86%	92%	5	4.60
Safety Sub-Total			20	19.60
CCI Permanency Outcomes				
Placement Stability	90%	86%	15	12.90
Permanency Sub-Total			15	12.90
CCI Well-Being Outcomes				
EPSDT Medical Visits	94%	83%	4	3.32
EPSDT Dental Visits	88%	33%	4	1.32
Academic Supports	78%	41%	3	1.23
Provider ECEM Visits	79%	100%	7	7.00
Provider General Contacts	77%	100%	7	7.00
Placements with Siblings	35%	100%	Not Scored	Not Scored
Placements within Legal County	11%	0%	Not Scored	Not Scored
Well-Being Sub-Total			25	19.87
*Performance calculation descriptions can be found in the FY 2020 RBWO PBP Measurements and Standards Guide.				

Monitoring & Outcomes: Possible Points = 100		Points Earned = 82.44	
Score Before Incentives Credit			82.44%
Incentives Awarded			6.76 pts
PBP Verification			N/A pts
Total Score			89.20%



DHS, DFCS, Office of Provider Management
Performance-Based Placement Measures
RBWO Provider GA+SCORECARD - CCI
Report Quarter: Q3 FY2020



Provider/Program Name: Safe Haven 4U, LLC - (5315) - CCI

Program Census Information:		# Children in Care During Quarter: 7	# Placements During Quarter: 7	# Children in Care On Last Day: 6
CCI Incentive Credits	Avg Performance All CCIs (Points)	Provider Performance (%)*	Possible Points (Weight)	Provider Points Earned
Early EPSDT Medical Visits		67%	2	1.34
Early EPSDT Dental Visits		33%	2	0.66
Permanency Contacts		0%	5	0.00
Additional Academic Supports		38%	2	0.76
HS Grad/GED/Prof or Trade Certificate/College		N/A	10/5/5/1	
EYSS Agreement		Not Eligible	5	
Community Connections		0%	4	0.00
Active Agency Accreditation		0%	4	0.00
Staff Clinical Licensure		0%	5	0.00
Behavior Management (threshold = 0)		100%	4	4.00
Incentives Total	7.45			6.76
Maximum total combined incentive credit allowed is 10 points.			Incentives Awarded	6.76

*Performance calculation descriptions can be found in the FY 2020 RBWO PBP Measurements and Standards Guide.

Child Protective Services Investigations and Dispositions

The following investigations data, which is not used for scoring but is considered significant to a provider's performance, is from Georgia SHINES and is not considered final or complete until the end of the fiscal year.

Total Reports:	0
Number Screened In:	0
Number Screened Out:	0
Number Substantiated:	0
Number Unsubstantiated:	0
Number Active CPS Investigations:	0



DHS, DFCS, Office of Provider Management
Performance-Based Placement Measures
RBWO Provider GA+SCORECARD - CCI



Report Quarter: Q3 FY2020

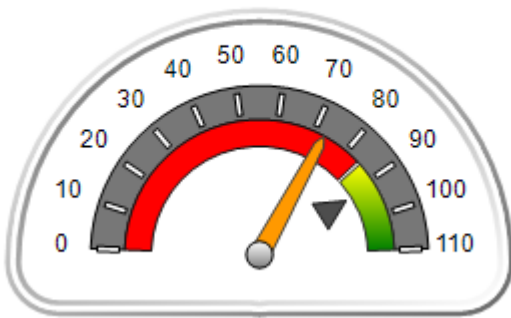
Provider/Program Name: Secure & Care, Inc. - (5268) - CCI

3320 Melrose Drive, Columbus, GA 31906	Quarterly Scores (Grades)		Current Quarter Score (Grade)
Phone: 706-641-2535	Q1: 73.18 (C-)	Q2: 76.71 (C)	72.90% (C-)
Vendor ID# 144163	Q3: 72.90 (C-)	Q4: N/A	
Program Census Information:	# Children in Care During Quarter: 8	# Placements During Quarter: 8	# Children in Care On Last Day: 6

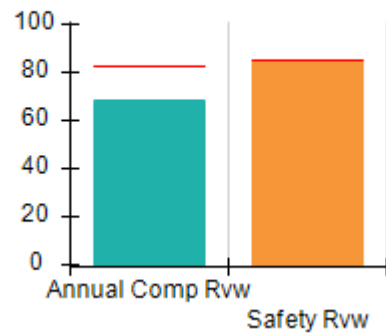
Quarterly Provider Comparisons to All CCIs

▼ — indicates average for all CCIs

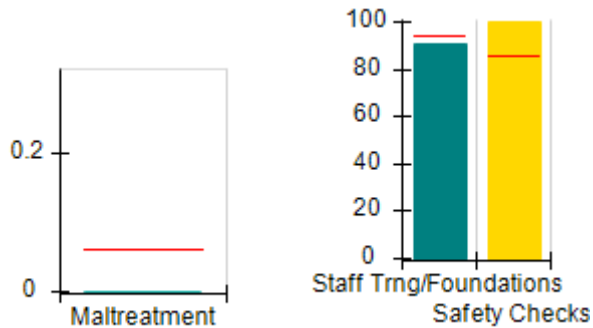
Overall Score (%)



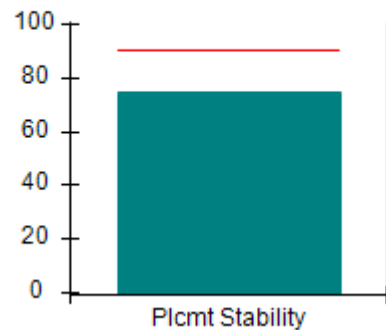
OPM Monitoring Reviews (%)



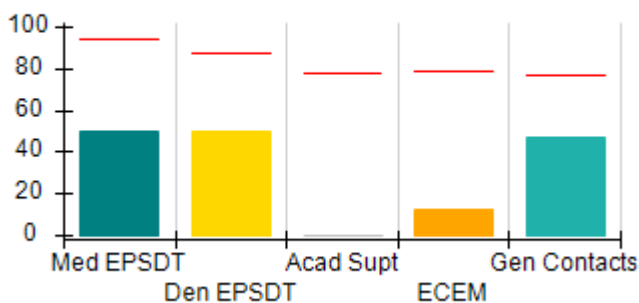
Safety Outcomes (%)



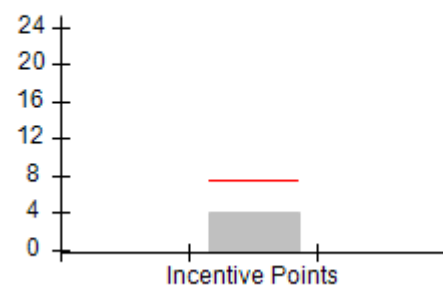
Permanency Outcomes (%)



Well-Being Outcomes (%)



Incentives Earned (Points)





DHS, DFCS, Office of Provider Management
Performance-Based Placement Measures
RBWO Provider GA+SCORECARD - CCI
 Report Quarter: Q3 FY2020



Provider/Program Name: Secure & Care, Inc. - (5268) - CCI				
3320 Melrose Drive, Columbus, GA 31906		Quarterly Scores (Grades)		Current Quarter Score (Grade)
Phone: 706-641-2535		Q1: 73.18 (C-)	Q2: 76.71 (C)	72.90% (C-)
Vendor ID# 144163		Q3: 72.90 (C-)	Q4: N/A	
Program Census Information:		# Children in Care During Quarter: 8	# Placements During Quarter: 8	# Children in Care On Last Day: 6
	Avg Performance All CCIs (%)	Provider Performance (%)*	Possible Points (Weight)	Provider Points Earned
OPM Monitoring Reviews				
Annual Comprehensive Reviews	82%	69%	25	17.15
Safety Reviews	85%	85%	15	12.75
Monitoring Sub-Total			40	29.90
CCI Safety Outcomes				
Incidence of Maltreatment	0.06%	No Substantiated Reports	10	10.00
Staff Training/Foundations	94%	91%	5	4.55
Staff Safety Checks	86%	100%	5	5.00
Safety Sub-Total			20	19.55
CCI Permanency Outcomes				
Placement Stability	90%	75%	15	11.25
Permanency Sub-Total			15	11.25
CCI Well-Being Outcomes				
EPSDT Medical Visits	94%	50%	4	2.00
EPSDT Dental Visits	88%	50%	4	2.00
Academic Supports	78%	0%	3	0.00
Provider ECEM Visits	79%	13%	7	0.91
Provider General Contacts	77%	47%	7	3.29
Placements with Siblings	35%	Not Eligible	Not Scored	Not Scored
Placements within Legal County	11%	0%	Not Scored	Not Scored
Well-Being Sub-Total			25	8.20
*Performance calculation descriptions can be found in the FY 2020 RBWO PBP Measurements and Standards Guide.				

Monitoring & Outcomes: Possible Points = 100		Points Earned = 68.90	
Score Before Incentives Credit			68.90%
Incentives Awarded			4.00 pts
PBP Verification			N/A pts
Total Score			72.90%



DHS, DFCS, Office of Provider Management
Performance-Based Placement Measures
RBWO Provider GA+SCORECARD - CCI
Report Quarter: Q3 FY2020



Provider/Program Name: Secure & Care, Inc. - (5268) - CCI

Program Census Information:		# Children in Care During Quarter: 8	# Placements During Quarter: 8	# Children in Care On Last Day: 6
CCI Incentive Credits	Avg Performance All CCIs (Points)	Provider Performance (%)*	Possible Points (Weight)	Provider Points Earned
Early EPSDT Medical Visits		0%	2	0.00
Early EPSDT Dental Visits		0%	2	0.00
Permanency Contacts		0%	5	0.00
Additional Academic Supports		0%	2	0.00
HS Grad/GED/Prof or Trade Certificate/College		N/A	10/5/5/1	
EYSS Agreement		Not Eligible	5	
Community Connections		0%	4	0.00
Active Agency Accreditation		0%	4	0.00
Staff Clinical Licensure		0%	5	0.00
Behavior Management (threshold = 0)		100%	4	4.00
Incentives Total	7.45			4.00
Maximum total combined incentive credit allowed is 10 points.			Incentives Awarded	4.00

*Performance calculation descriptions can be found in the FY 2020 RBWO PBP Measurements and Standards Guide.

Child Protective Services Investigations and Dispositions

The following investigations data, which is not used for scoring but is considered significant to a provider's performance, is from Georgia SHINES and is not considered final or complete until the end of the fiscal year.

Total Reports:	0
Number Screened In:	0
Number Screened Out:	0
Number Substantiated:	0
Number Unsubstantiated:	0
Number Active CPS Investigations:	0



DHS, DFCS, Office of Provider Management
Performance-Based Placement Measures
RBWO Provider GA+SCORECARD - CCI
Report Quarter: Q3 FY2020



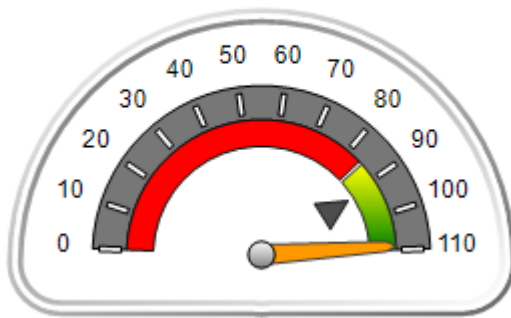
Provider/Program Name: Smith Group Home - (824) - CCI

538 NE Presley Road, Ludowici, GA 31316	Quarterly Scores (Grades)		Current Quarter Score (Grade)
Phone: 912-545-9547	Q1: 109.04 (A+)	Q2: 109.25 (A+)	108.92% (A+)
Vendor ID# 35580	Q3: 108.92 (A+)	Q4: N/A	
Program Census Information:	# Children in Care During Quarter: 16	# Placements During Quarter: 16	# Children in Care On Last Day: 13

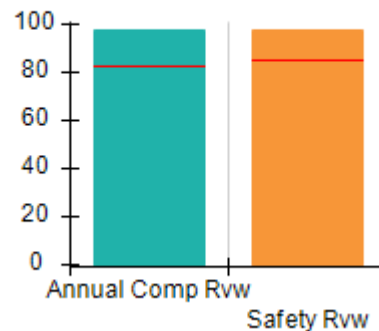
Quarterly Provider Comparisons to All CCIs

▼ — indicates average for all CCIs

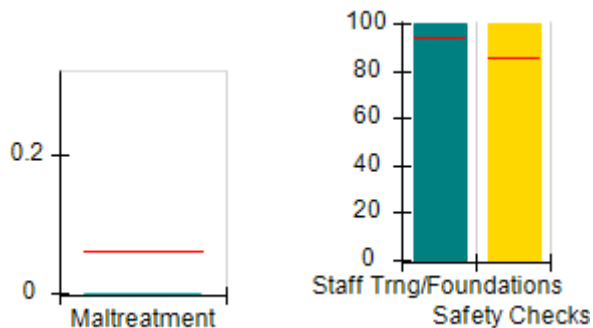
Overall Score (%)



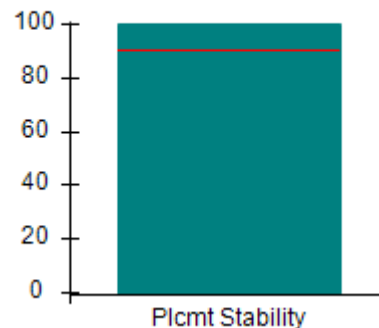
OPM Monitoring Reviews (%)



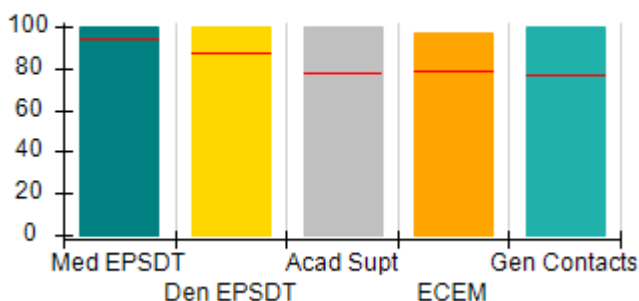
Safety Outcomes (%)



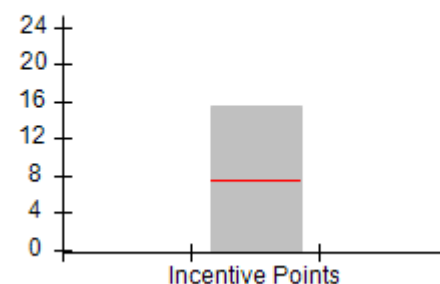
Permanency Outcomes (%)



Well-Being Outcomes (%)



Incentives Earned (Points)





DHS, DFCS, Office of Provider Management
Performance-Based Placement Measures
RBWO Provider GA+SCORECARD - CCI
 Report Quarter: Q3 FY2020



Provider/Program Name: Smith Group Home - (824) - CCI				
538 NE Presley Road, Ludowici, GA 31316		Quarterly Scores (Grades)		Current Quarter Score (Grade)
Phone: 912-545-9547		Q1: 109.04 (A+)	Q2: 109.25 (A+)	108.92% (A+)
Vendor ID# 35580		Q3: 108.92 (A+)	Q4: N/A	
Program Census Information:		# Children in Care During Quarter: 16	# Placements During Quarter: 16	# Children in Care On Last Day: 13
	Avg Performance All CCIs (%)	Provider Performance (%)*	Possible Points (Weight)	Provider Points Earned
OPM Monitoring Reviews				
Annual Comprehensive Reviews	82%	98%	25	24.51
Safety Reviews	85%	98%	15	14.63
Monitoring Sub-Total			40	39.13
CCI Safety Outcomes				
Incidence of Maltreatment	0.06%	No Substantiated Reports	10	10.00
Staff Training/Foundations	94%	100%	5	5.00
Staff Safety Checks	86%	100%	5	5.00
Safety Sub-Total			20	20.00
CCI Permanency Outcomes				
Placement Stability	90%	100%	15	15.00
Permanency Sub-Total			15	15.00
CCI Well-Being Outcomes				
EPSDT Medical Visits	94%	100%	4	4.00
EPSDT Dental Visits	88%	100%	4	4.00
Academic Supports	78%	100%	3	3.00
Provider ECEM Visits	79%	97%	7	6.79
Provider General Contacts	77%	100%	7	7.00
Placements with Siblings	35%	0%	Not Scored	Not Scored
Placements within Legal County	11%	25%	Not Scored	Not Scored
Well-Being Sub-Total			25	24.79
*Performance calculation descriptions can be found in the FY 2020 RBWO PBP Measurements and Standards Guide.				

Monitoring & Outcomes: Possible Points = 100		Points Earned = 98.92	
Score Before Incentives Credit			98.92%
Incentives Awarded			10.00 pts
PBP Verification			N/A pts
Total Score			108.92%



DHS, DFCS, Office of Provider Management
Performance-Based Placement Measures
RBWO Provider GA+SCORECARD - CCI
Report Quarter: Q3 FY2020



Provider/Program Name: Smith Group Home - (824) - CCI

Program Census Information:		# Children in Care During Quarter: 16	# Placements During Quarter: 16	# Children in Care On Last Day: 13
CCI Incentive Credits	Avg Performance All CCIs (Points)	Provider Performance (%)*	Possible Points (Weight)	Provider Points Earned
Early EPSDT Medical Visits		100%	2	2.00
Early EPSDT Dental Visits		100%	2	2.00
Permanency Contacts		32%	5	1.60
Additional Academic Supports		96%	2	1.92
HS Grad/GED/Prof or Trade Certificate/College		N/A	10/5/5/1	
EYSS Agreement		Not Eligible	5	
Community Connections		100%	4	4.00
Active Agency Accreditation		0%	4	0.00
Staff Clinical Licensure		0%	5	0.00
Behavior Management (threshold = 0)		100%	4	4.00
Incentives Total	7.45			15.52
Maximum total combined incentive credit allowed is 10 points.			Incentives Awarded	10.00

*Performance calculation descriptions can be found in the FY 2020 RBWO PBP Measurements and Standards Guide.

Child Protective Services Investigations and Dispositions

The following investigations data, which is not used for scoring but is considered significant to a provider's performance, is from Georgia SHINES and is not considered final or complete until the end of the fiscal year.

Total Reports:	0
Number Screened In:	0
Number Screened Out:	0
Number Substantiated:	0
Number Unsubstantiated:	0
Number Active CPS Investigations:	0

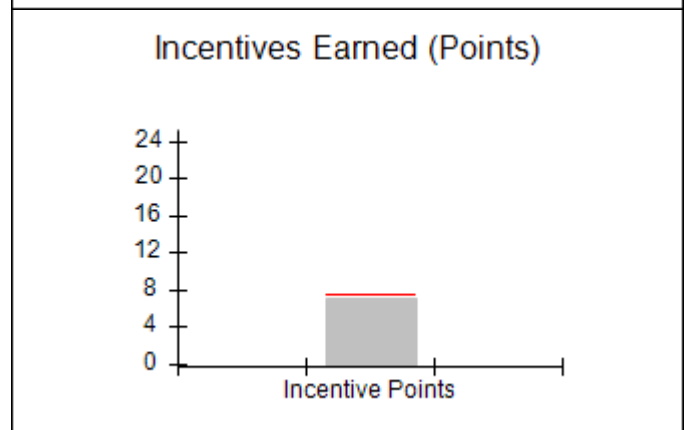
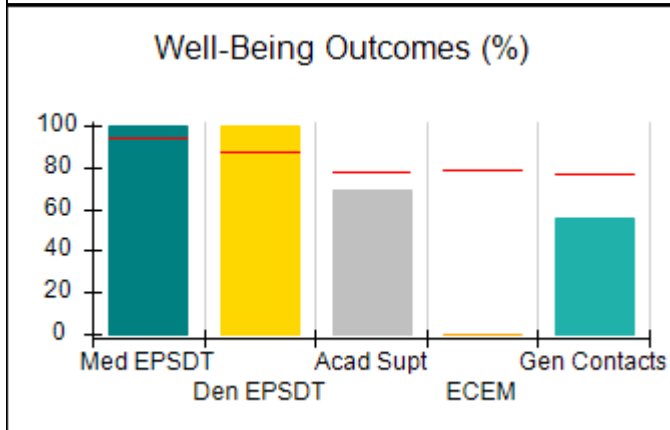
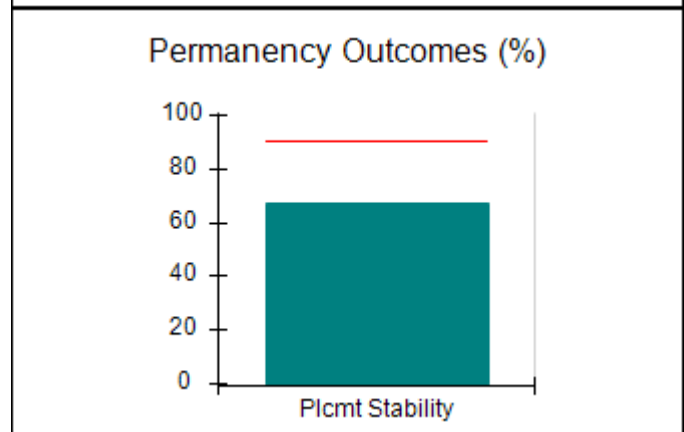
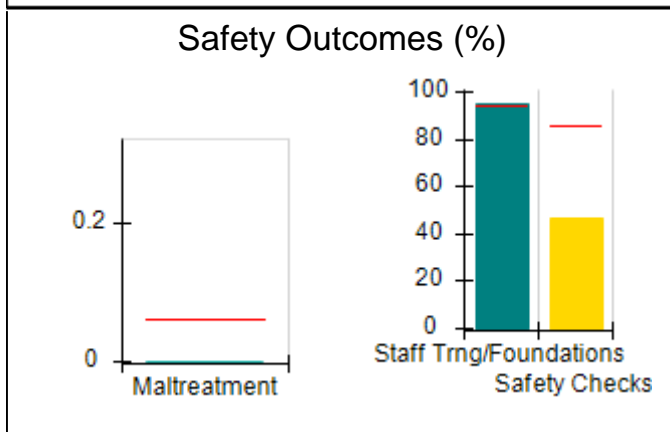
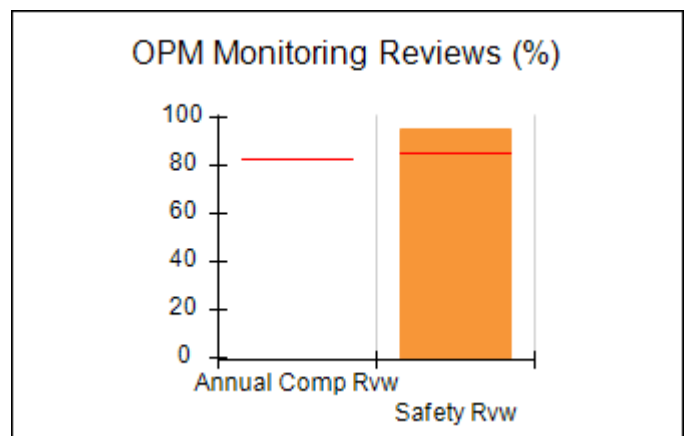
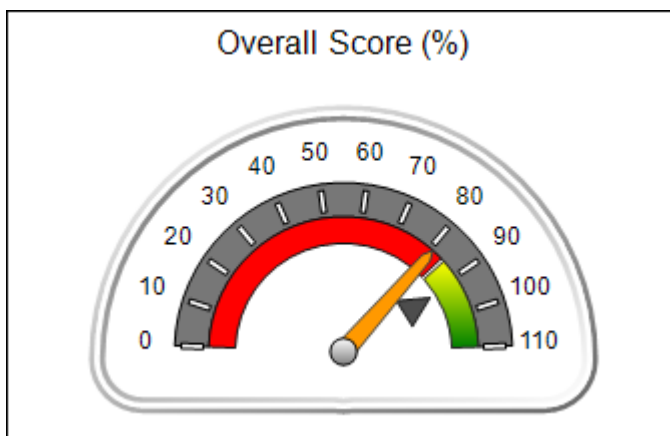


DHS, DFCS, Office of Provider Management
Performance-Based Placement Measures
RBWO Provider GA+SCORECARD - CCI
Report Quarter: Q3 FY2020



Provider/Program Name: Southern Living Academy, Inc. - (5354) - CCI			
4225 Alton St., Columbus, GA 31903	Quarterly Scores (Grades)		Current Quarter Score (Grade)
Phone: 7625836094	Q1: 87.31 (B+)	Q2: 87.17 (B+)	80.93% (B-)
Vendor ID# 159951	Q3: 80.93 (B-)	Q4: N/A	
Program Census Information:	# Children in Care During Quarter: 9	# Placements During Quarter: 9	# Children in Care On Last Day: 6
Quarterly Provider Comparisons to All CCIs			

▼ — indicates average for all CCIs





DHS, DFCS, Office of Provider Management
Performance-Based Placement Measures
RBWO Provider GA+SCORECARD - CCI
 Report Quarter: Q3 FY2020



Provider/Program Name: Southern Living Academy, Inc. - (5354) - CCI				
4225 Alton St., Columbus, GA 31903		Quarterly Scores (Grades)		Current Quarter Score (Grade)
Phone: 7625836094		Q1: 87.31 (B+)	Q2: 87.17 (B+)	80.93% (B-)
Vendor ID# 159951		Q3: 80.93 (B-)	Q4: N/A	
Program Census Information:		# Children in Care During Quarter: 9	# Placements During Quarter: 9	# Children in Care On Last Day: 6
	Avg Performance All CCIs (%)	Provider Performance (%)*	Possible Points (Weight)	Provider Points Earned
OPM Monitoring Reviews				
Annual Comprehensive Reviews	82%	Not Yet Conducted		
Safety Reviews	85%	95%	15	14.25
Monitoring Sub-Total			15	14.25
CCI Safety Outcomes				
Incidence of Maltreatment	0.06%	No Substantiated Reports	10	10.00
Staff Training/Foundations	94%	95%	5	4.75
Staff Safety Checks	86%	47%	5	2.35
Safety Sub-Total			20	17.10
CCI Permanency Outcomes				
Placement Stability	90%	67%	15	10.05
Permanency Sub-Total			15	10.05
CCI Well-Being Outcomes				
EPSDT Medical Visits	94%	100%	4	4.00
EPSDT Dental Visits	88%	100%	4	4.00
Academic Supports	78%	69%	3	2.07
Provider ECEM Visits	79%	0%	7	0.00
Provider General Contacts	77%	56%	7	3.92
Placements with Siblings	35%	0%	Not Scored	Not Scored
Placements within Legal County	11%	0%	Not Scored	Not Scored
Well-Being Sub-Total			25	13.99
*Performance calculation descriptions can be found in the FY 2020 RBWO PBP Measurements and Standards Guide.				

Monitoring & Outcomes: Possible Points = 75		Points Earned = 55.39	
Score Before Incentives Credit			73.85%
Incentives Awarded			7.08 pts
PBP Verification			N/A pts
Total Score			80.93%



DHS, DFCS, Office of Provider Management
Performance-Based Placement Measures
RBWO Provider GA+SCORECARD - CCI
Report Quarter: Q3 FY2020



Provider/Program Name: Southern Living Academy, Inc. - (5354) - CCI

Program Census Information:		# Children in Care During Quarter: 9	# Placements During Quarter: 9	# Children in Care On Last Day: 6
CCI Incentive Credits	Avg Performance All CCIs (Points)	Provider Performance (%)*	Possible Points (Weight)	Provider Points Earned
Early EPSDT Medical Visits		Not Eligible	2	
Early EPSDT Dental Visits		100%	2	2.00
Permanency Contacts		14%	5	0.70
Additional Academic Supports		19%	2	0.38
HS Grad/GED/Prof or Trade Certificate/College		N/A	10/5/5/1	
EYSS Agreement		Not Eligible	5	
Community Connections		0%	4	0.00
Active Agency Accreditation		0%	4	0.00
Staff Clinical Licensure		0%	5	0.00
Behavior Management (threshold = 0)		100%	4	4.00
Incentives Total	7.45			7.08
Maximum total combined incentive credit allowed is 10 points.			Incentives Awarded	7.08

*Performance calculation descriptions can be found in the FY 2020 RBWO PBP Measurements and Standards Guide.

Child Protective Services Investigations and Dispositions

The following investigations data, which is not used for scoring but is considered significant to a provider's performance, is from Georgia SHINES and is not considered final or complete until the end of the fiscal year.

Total Reports:	0
Number Screened In:	0
Number Screened Out:	0
Number Substantiated:	0
Number Unsubstantiated:	0
Number Active CPS Investigations:	0

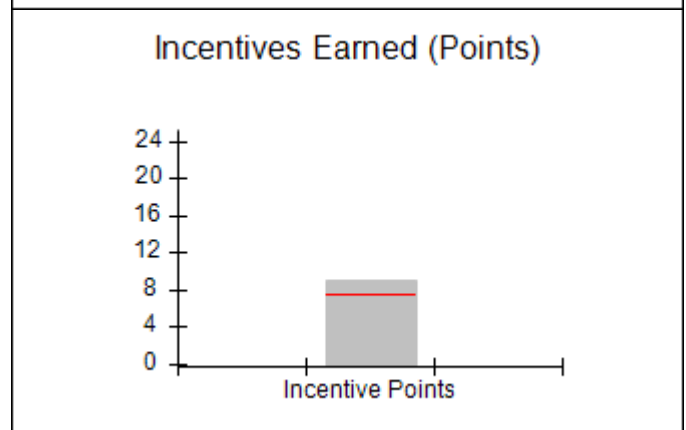
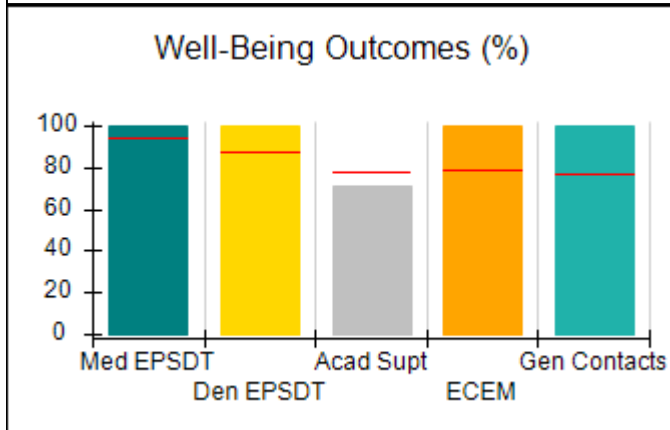
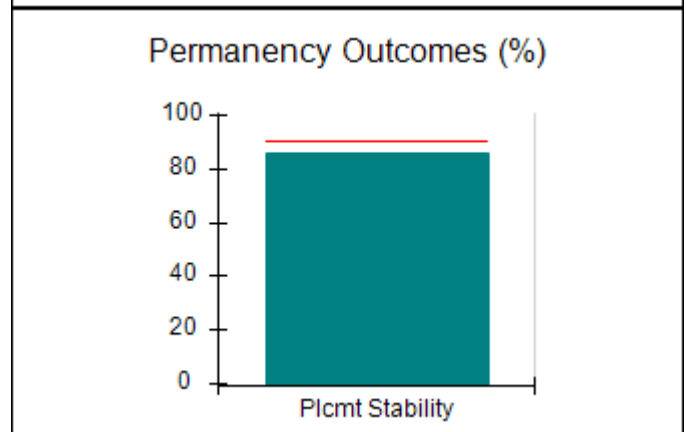
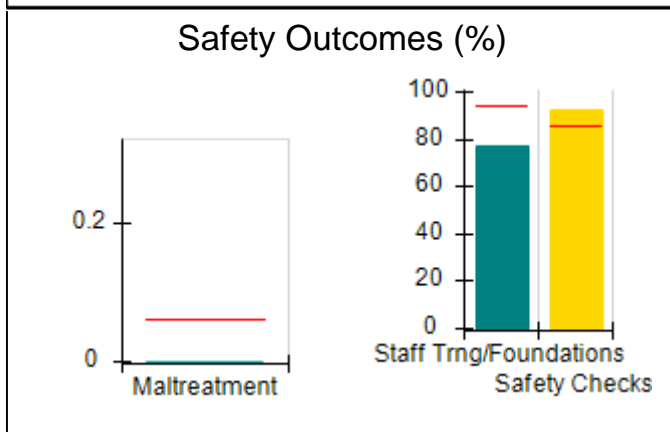
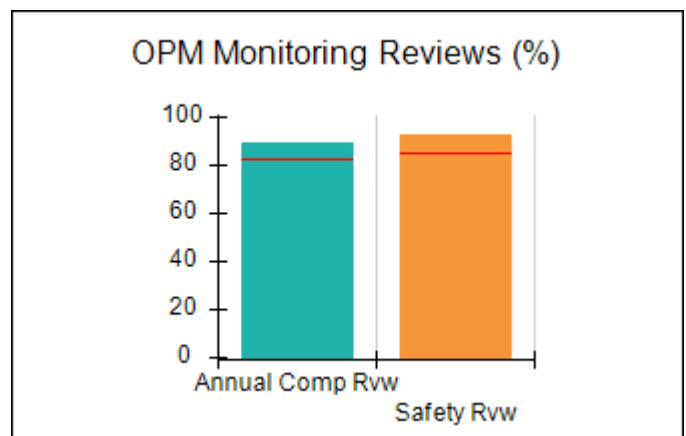
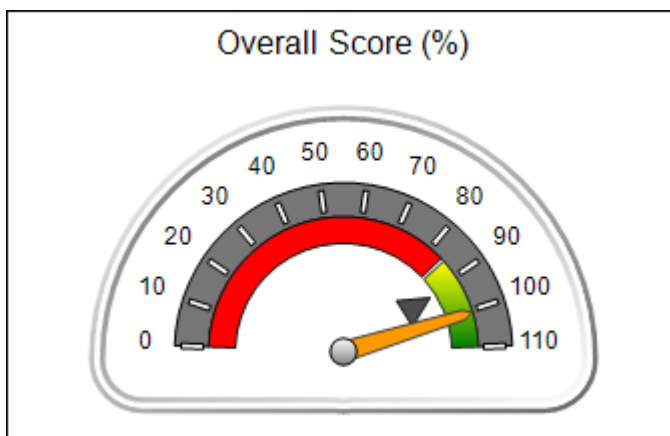


DHS, DFCS, Office of Provider Management
Performance-Based Placement Measures
RBWO Provider GA+SCORECARD - CCI
Report Quarter: Q3 FY2020



Provider/Program Name: St. Dominic Savio Motivational Pl., Inc. - (5379) - CCI			
4077 Flat Shoals Pkwy., Decatur, GA 30034	Quarterly Scores (Grades)		Current Quarter Score (Grade)
Phone: 404-241-0303	Q1: 104.44 (A+)	Q2: 108.67 (A+)	100.65% (A+)
Vendor ID# 162000	Q3: 100.65 (A+)	Q4: N/A	
Program Census Information:	# Children in Care During Quarter: 7	# Placements During Quarter: 7	# Children in Care On Last Day: 6
Quarterly Provider Comparisons to All CCIs			

▼ — indicates average for all CCIs





DHS, DFCS, Office of Provider Management
Performance-Based Placement Measures
RBWO Provider GA+SCORECARD - CCI
 Report Quarter: Q3 FY2020



Provider/Program Name: St. Dominic Savio Motivational Pl., Inc. - (5379) - CCI				
4077 Flat Shoals Pkwy., Decatur, GA 30034		Quarterly Scores (Grades)		Current Quarter Score (Grade)
Phone: 404-241-0303		Q1: 104.44 (A+)	Q2: 108.67 (A+)	100.65% (A+)
Vendor ID# 162000		Q3: 100.65 (A+)	Q4: N/A	
Program Census Information:		# Children in Care During Quarter: 7	# Placements During Quarter: 7	# Children in Care On Last Day: 6
	Avg Performance All CCIs (%)	Provider Performance (%)*	Possible Points (Weight)	Provider Points Earned
OPM Monitoring Reviews				
Annual Comprehensive Reviews	82%	89%	25	22.36
Safety Reviews	85%	93%	15	13.88
Monitoring Sub-Total			40	36.23
CCI Safety Outcomes				
Incidence of Maltreatment	0.06%	No Substantiated Reports	10	10.00
Staff Training/Foundations	94%	77%	5	3.85
Staff Safety Checks	86%	92%	5	4.60
Safety Sub-Total			20	18.45
CCI Permanency Outcomes				
Placement Stability	90%	86%	15	12.90
Permanency Sub-Total			15	12.90
CCI Well-Being Outcomes				
EPSDT Medical Visits	94%	100%	4	4.00
EPSDT Dental Visits	88%	100%	4	4.00
Academic Supports	78%	71%	3	2.13
Provider ECEM Visits	79%	100%	7	7.00
Provider General Contacts	77%	100%	7	7.00
Placements with Siblings	35%	Not Eligible	Not Scored	Not Scored
Placements within Legal County	11%	0%	Not Scored	Not Scored
Well-Being Sub-Total			25	24.13
*Performance calculation descriptions can be found in the FY 2020 RBWO PBP Measurements and Standards Guide.				

Monitoring & Outcomes: Possible Points = 100		Points Earned = 91.71	
Score Before Incentives Credit			91.71%
Incentives Awarded			8.94 pts
PBP Verification			N/A pts
Total Score			100.65%



DHS, DFCS, Office of Provider Management
Performance-Based Placement Measures
RBWO Provider GA+SCORECARD - CCI
Report Quarter: Q3 FY2020



Provider/Program Name: St. Dominic Savio Motivational Pl., Inc. - (5379) - CCI

Program Census Information:		# Children in Care During Quarter: 7	# Placements During Quarter: 7	# Children in Care On Last Day: 6
CCI Incentive Credits	Avg Performance All CCIs (Points)	Provider Performance (%)*	Possible Points (Weight)	Provider Points Earned
Early EPSDT Medical Visits		100%	2	2.00
Early EPSDT Dental Visits		100%	2	2.00
Permanency Contacts		0%	5	0.00
Additional Academic Supports		47%	2	0.94
HS Grad/GED/Prof or Trade Certificate/College		N/A	10/5/5/1	
EYSS Agreement		Not Eligible	5	
Community Connections		0%	4	0.00
Active Agency Accreditation		0%	4	0.00
Staff Clinical Licensure		0%	5	0.00
Behavior Management (threshold = 0)		100%	4	4.00
Incentives Total	7.45			8.94
Maximum total combined incentive credit allowed is 10 points.			Incentives Awarded	8.94

*Performance calculation descriptions can be found in the FY 2020 RBWO PBP Measurements and Standards Guide.

Child Protective Services Investigations and Dispositions

The following investigations data, which is not used for scoring but is considered significant to a provider's performance, is from Georgia SHINES and is not considered final or complete until the end of the fiscal year.

Total Reports:	0
Number Screened In:	0
Number Screened Out:	0
Number Substantiated:	0
Number Unsubstantiated:	0
Number Active CPS Investigations:	0



DHS, DFCS, Office of Provider Management
Performance-Based Placement Measures
RBWO Provider GA+SCORECARD - CCI
Report Quarter: Q3 FY2020



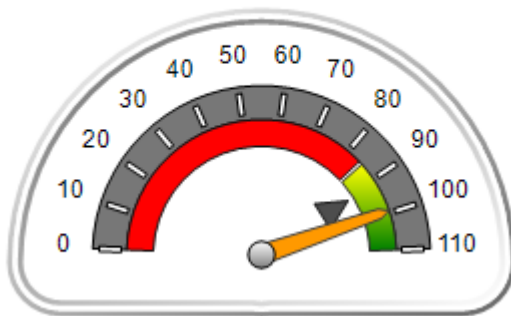
Provider/Program Name: Sybil's House Inc. - (5328) - CCI

893 Stafford Court, Columbus, GA 31907	Quarterly Scores (Grades)		Current Quarter Score (Grade)
Phone: 706-341-5177	Q1: 97.95 (A+)	Q2: 100.93 (A+)	99.36% (A+)
Vendor ID# 142919	Q3: 99.36 (A+)	Q4: N/A	
Program Census Information:	# Children in Care During Quarter: 9	# Placements During Quarter: 9	# Children in Care On Last Day: 6

Quarterly Provider Comparisons to All CCIs

▼ — indicates average for all CCIs

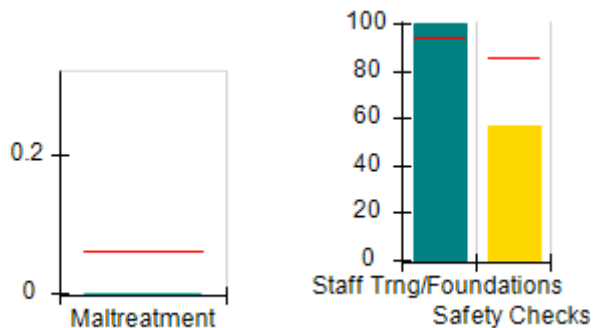
Overall Score (%)



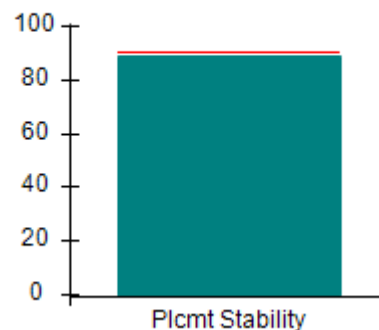
OPM Monitoring Reviews (%)



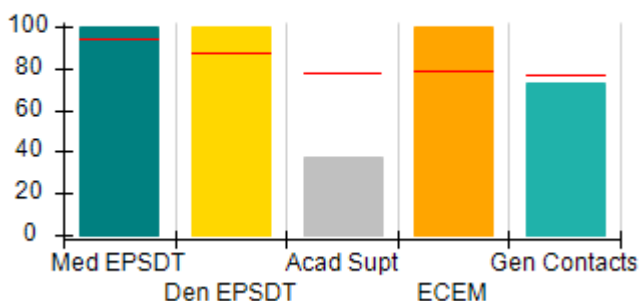
Safety Outcomes (%)



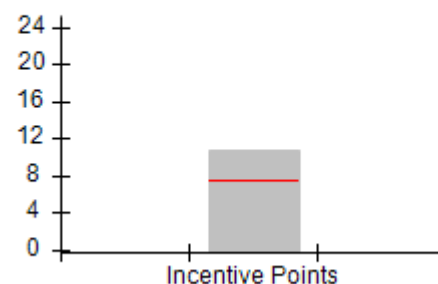
Permanency Outcomes (%)



Well-Being Outcomes (%)



Incentives Earned (Points)





DHS, DFCS, Office of Provider Management
Performance-Based Placement Measures
RBWO Provider GA+SCORECARD - CCI
 Report Quarter: Q3 FY2020



Provider/Program Name: Sybil's House Inc. - (5328) - CCI				
893 Stafford Court, Columbus, GA 31907		Quarterly Scores (Grades)		Current Quarter Score (Grade)
Phone: 706-341-5177		Q1: 97.95 (A+)	Q2: 100.93 (A+)	99.36% (A+)
Vendor ID# 142919		Q3: 99.36 (A+)	Q4: N/A	
Program Census Information:		# Children in Care During Quarter: 9	# Placements During Quarter: 9	# Children in Care On Last Day: 6
	Avg Performance All CCIs (%)	Provider Performance (%)*	Possible Points (Weight)	Provider Points Earned
OPM Monitoring Reviews				
Annual Comprehensive Reviews	82%	91%	25	22.66
Safety Reviews	85%	95%	15	14.25
Monitoring Sub-Total			40	36.91
CCI Safety Outcomes				
Incidence of Maltreatment	0.06%	No Substantiated Reports	10	10.00
Staff Training/Foundations	94%	100%	5	5.00
Staff Safety Checks	86%	57%	5	2.85
Safety Sub-Total			20	17.85
CCI Permanency Outcomes				
Placement Stability	90%	89%	15	13.35
Permanency Sub-Total			15	13.35
CCI Well-Being Outcomes				
EPSDT Medical Visits	94%	100%	4	4.00
EPSDT Dental Visits	88%	100%	4	4.00
Academic Supports	78%	38%	3	1.14
Provider ECEM Visits	79%	100%	7	7.00
Provider General Contacts	77%	73%	7	5.11
Placements with Siblings	35%	0%	Not Scored	Not Scored
Placements within Legal County	11%	0%	Not Scored	Not Scored
Well-Being Sub-Total			25	21.25
*Performance calculation descriptions can be found in the FY 2020 RBWO PBP Measurements and Standards Guide.				

Monitoring & Outcomes: Possible Points = 100		Points Earned = 89.36	
Score Before Incentives Credit			89.36%
Incentives Awarded			10.00 pts
PBP Verification			N/A pts
Total Score			99.36%



DHS, DFCS, Office of Provider Management
Performance-Based Placement Measures
RBWO Provider GA+SCORECARD - CCI
Report Quarter: Q3 FY2020



Provider/Program Name: Sybil's House Inc. - (5328) - CCI

Program Census Information:		# Children in Care During Quarter: 9	# Placements During Quarter: 9	# Children in Care On Last Day: 6
CCI Incentive Credits	Avg Performance All CCIs (Points)	Provider Performance (%)*	Possible Points (Weight)	Provider Points Earned
Early EPSDT Medical Visits		100%	2	2.00
Early EPSDT Dental Visits		100%	2	2.00
Permanency Contacts		0%	5	0.00
Additional Academic Supports		33%	2	0.66
HS Grad/GED/Prof or Trade Certificate/College		N/A	10/5/5/1	
EYSS Agreement		Not Eligible	5	
Community Connections		0%	4	0.00
Active Agency Accreditation		50%	4	2.00
Staff Clinical Licensure		0%	5	0.00
Behavior Management (threshold = 0)		100%	4	4.00
Incentives Total	7.45			10.66
Maximum total combined incentive credit allowed is 10 points.			Incentives Awarded	10.00

*Performance calculation descriptions can be found in the FY 2020 RBWO PBP Measurements and Standards Guide.

Child Protective Services Investigations and Dispositions

The following investigations data, which is not used for scoring but is considered significant to a provider's performance, is from Georgia SHINES and is not considered final or complete until the end of the fiscal year.

Total Reports:	0
Number Screened In:	0
Number Screened Out:	0
Number Substantiated:	0
Number Unsubstantiated:	0
Number Active CPS Investigations:	0



DHS, DFCS, Office of Provider Management
Performance-Based Placement Measures
RBWO Provider GA+SCORECARD - CCI
Report Quarter: Q3 FY2020



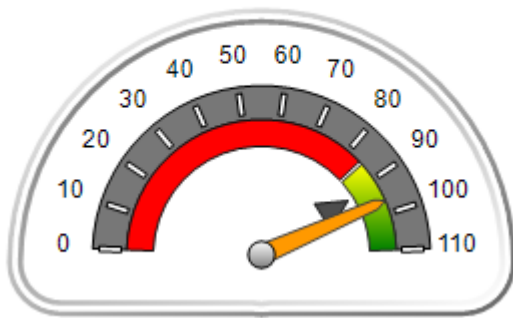
Provider/Program Name: Taking A Step Beyond - (5158) - CCI

1509 Brown Road, Hephzibah, GA 30815	Quarterly Scores (Grades)		Current Quarter Score (Grade)
Phone: 706-496-2709	Q1: 94.80 (A)	Q2: 101.39 (A+)	96.51% (A)
Vendor ID# 118236	Q3: 96.51 (A)	Q4: N/A	
Program Census Information:	# Children in Care During Quarter: 13	# Placements During Quarter: 13	# Children in Care On Last Day: 9

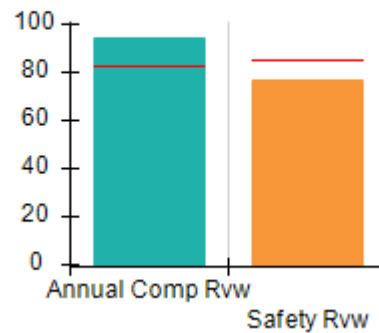
Quarterly Provider Comparisons to All CCIs

▼ — indicates average for all CCIs

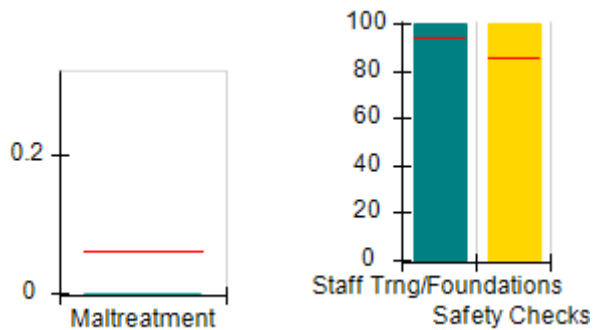
Overall Score (%)



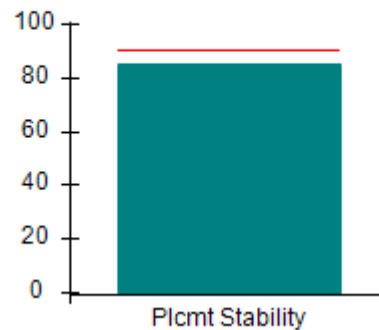
OPM Monitoring Reviews (%)



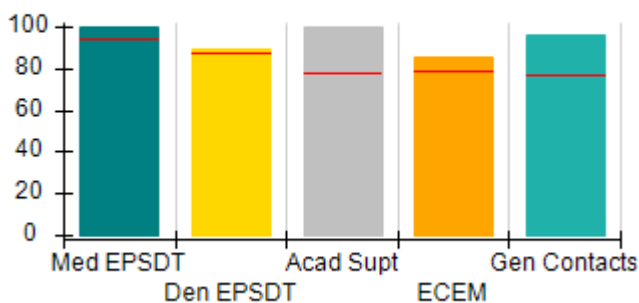
Safety Outcomes (%)



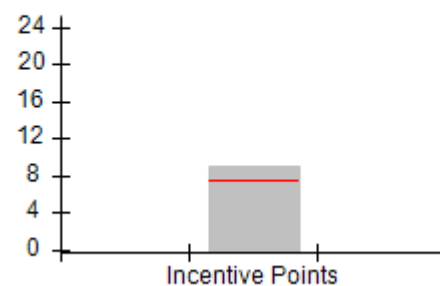
Permanency Outcomes (%)



Well-Being Outcomes (%)



Incentives Earned (Points)





DHS, DFCS, Office of Provider Management
Performance-Based Placement Measures
RBWO Provider GA+SCORECARD - CCI
 Report Quarter: Q3 FY2020



Provider/Program Name: Taking A Step Beyond - (5158) - CCI				
1509 Brown Road, Hephzibah, GA 30815		Quarterly Scores (Grades)		Current Quarter Score (Grade)
Phone: 706-496-2709		Q1: 94.80 (A)	Q2: 101.39 (A+)	96.51% (A)
Vendor ID# 118236		Q3: 96.51 (A)	Q4: N/A	
Program Census Information:		# Children in Care During Quarter: 13	# Placements During Quarter: 13	# Children in Care On Last Day: 9
	Avg Performance All CCIs (%)	Provider Performance (%)*	Possible Points (Weight)	Provider Points Earned
OPM Monitoring Reviews				
Annual Comprehensive Reviews	82%	95%	25	23.69
Safety Reviews	85%	77%	15	11.50
Monitoring Sub-Total			40	35.19
CCI Safety Outcomes				
Incidence of Maltreatment	0.06%	No Substantiated Reports	10	10.00
Staff Training/Foundations	94%	100%	5	5.00
Staff Safety Checks	86%	100%	5	5.00
Safety Sub-Total			20	20.00
CCI Permanency Outcomes				
Placement Stability	90%	85%	15	12.75
Permanency Sub-Total			15	12.75
CCI Well-Being Outcomes				
EPSDT Medical Visits	94%	100%	4	4.00
EPSDT Dental Visits	88%	89%	4	3.56
Academic Supports	78%	100%	3	3.00
Provider ECEM Visits	79%	85%	7	5.95
Provider General Contacts	77%	96%	7	6.72
Placements with Siblings	35%	0%	Not Scored	Not Scored
Placements within Legal County	11%	20%	Not Scored	Not Scored
Well-Being Sub-Total			25	23.23
*Performance calculation descriptions can be found in the FY 2020 RBWO PBP Measurements and Standards Guide.				

Monitoring & Outcomes: Possible Points = 100		Points Earned = 91.17	
Score Before Incentives Credit			91.17%
Incentives Awarded			9.00 pts
PBP Verification			-3.66 pts
Total Score			96.51%



DHS, DFCS, Office of Provider Management
Performance-Based Placement Measures
RBWO Provider GA+SCORECARD - CCI
Report Quarter: Q3 FY2020



Provider/Program Name: Taking A Step Beyond - (5158) - CCI

Program Census Information:		# Children in Care During Quarter: 13	# Placements During Quarter: 13	# Children in Care On Last Day: 9
CCI Incentive Credits	Avg Performance All CCIs (Points)	Provider Performance (%)*	Possible Points (Weight)	Provider Points Earned
Early EPSDT Medical Visits		Not Eligible	2	
Early EPSDT Dental Visits		50%	2	1.00
Permanency Contacts		None Planned	5	
Additional Academic Supports		100%	2	2.00
HS Grad/GED/Prof or Trade Certificate/College		N/A	10/5/5/1	
EYSS Agreement		0%	5	0.00
Community Connections		0%	4	0.00
Active Agency Accreditation		50%	4	2.00
Staff Clinical Licensure		0%	5	0.00
Behavior Management (threshold = 0)		100%	4	4.00
Incentives Total	7.45			9.00
Maximum total combined incentive credit allowed is 10 points.			Incentives Awarded	9.00

*Performance calculation descriptions can be found in the FY 2020 RBWO PBP Measurements and Standards Guide.

Child Protective Services Investigations and Dispositions

The following investigations data, which is not used for scoring but is considered significant to a provider's performance, is from Georgia SHINES and is not considered final or complete until the end of the fiscal year.

Total Reports:	0
Number Screened In:	0
Number Screened Out:	0
Number Substantiated:	0
Number Unsubstantiated:	0
Number Active CPS Investigations:	0



Performance-Based Placement Measures

RBWO Provider GA+SCORECARD - CCI

Report Quarter: Q3 FY2020

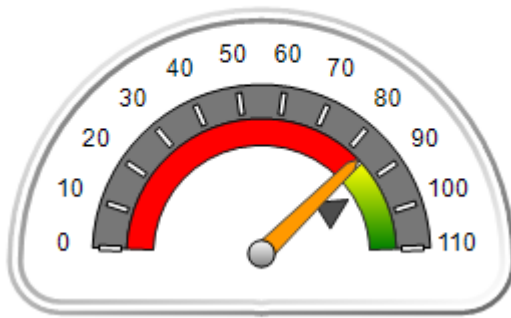
Provider/Program Name: Testament Health & Counseling Services, LLC - Testament House (5197) - CCI

6907 Tara Blvd, Jonesboro, GA 30236	Quarterly Scores (Grades)		Current Quarter Score (Grade)
Phone: 404-800-6160	Q1: 88.16 (B+)	Q2: 89.46 (B+)	83.60% (B-)
Vendor ID# 125386	Q3: 83.60 (B-)	Q4: N/A	
Program Census Information:	# Children in Care During Quarter: 14	# Placements During Quarter: 14	# Children in Care On Last Day: 9

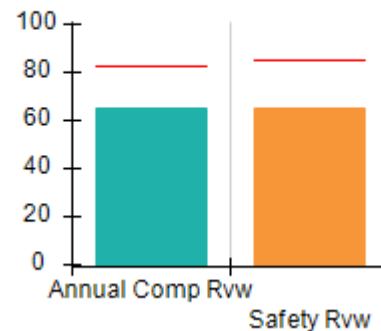
Quarterly Provider Comparisons to All CCIs

indicates average for all CCIs

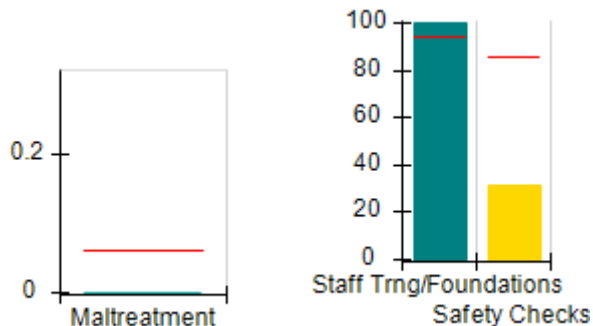
Overall Score (%)



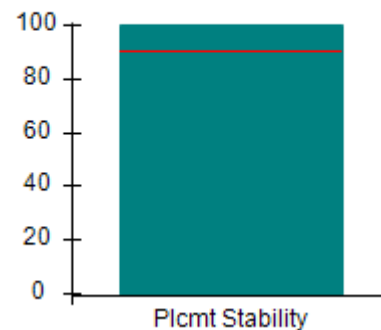
OPM Monitoring Reviews (%)



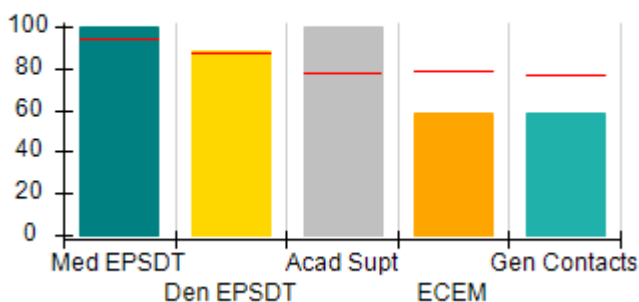
Safety Outcomes (%)



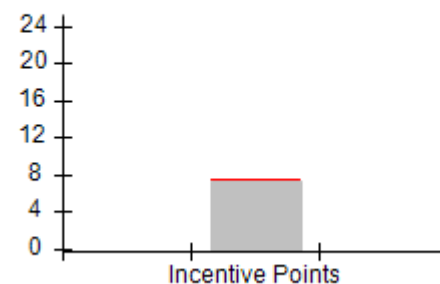
Permanency Outcomes (%)



Well-Being Outcomes (%)



Incentives Earned (Points)





Performance-Based Placement Measures

RBWO Provider GA+SCORECARD - CCI

Report Quarter: Q3 FY2020

Provider/Program Name: Testament Health & Counseling Services, LLC - Testament House (5197) - CCI				
6907 Tara Blvd, Jonesboro, GA 30236		Quarterly Scores (Grades)		Current Quarter Score (Grade)
Phone: 404-800-6160		Q1: 88.16 (B+)	Q2: 89.46 (B+)	83.60% (B-)
Vendor ID# 125386		Q3: 83.60 (B-)	Q4: N/A	
Program Census Information:		# Children in Care During Quarter: 14	# Placements During Quarter: 14	# Children in Care On Last Day: 9
	Avg Performance All CCIs (%)	Provider Performance (%)*	Possible Points (Weight)	Provider Points Earned
OPM Monitoring Reviews				
Annual Comprehensive Reviews	82%	65%	25	16.26
Safety Reviews	85%	65%	15	9.75
Monitoring Sub-Total			40	26.01
CCI Safety Outcomes				
Incidence of Maltreatment	0.06%	No Substantiated Reports	10	10.00
Staff Training/Foundations	94%	100%	5	5.00
Staff Safety Checks	86%	31%	5	1.55
Safety Sub-Total			20	16.55
CCI Permanency Outcomes				
Placement Stability	90%	100%	15	15.00
Permanency Sub-Total			15	15.00
CCI Well-Being Outcomes				
EPSDT Medical Visits	94%	100%	4	4.00
EPSDT Dental Visits	88%	88%	4	3.52
Academic Supports	78%	100%	3	3.00
Provider ECEM Visits	79%	59%	7	4.13
Provider General Contacts	77%	59%	7	4.13
Placements with Siblings	35%	Not Eligible	Not Scored	Not Scored
Placements within Legal County	11%	29%	Not Scored	Not Scored
Well-Being Sub-Total			25	18.78

*Performance calculation descriptions can be found in the FY 2020 RBWO PBP Measurements and Standards Guide.

Monitoring & Outcomes: Possible Points = 100		Points Earned = 76.34	
Score Before Incentives Credit			76.34%
Incentives Awarded			7.26 pts
PBP Verification			N/A pts
Total Score			83.60%



DHS, DFCS, Office of Provider Management
Performance-Based Placement Measures
RBWO Provider GA+SCORECARD - CCI



Report Quarter: Q3 FY2020

Provider/Program Name: Testament Health & Counseling Services, LLC - Testament House (5197) - CCI

Program Census Information:		# Children in Care During Quarter: 14	# Placements During Quarter: 14	# Children in Care On Last Day: 9
CCI Incentive Credits	Avg Performance All CCIs (Points)	Provider Performance (%)*	Possible Points (Weight)	Provider Points Earned
Early EPSDT Medical Visits		100%	2	2.00
Early EPSDT Dental Visits		0%	2	0.00
Permanency Contacts		0%	5	0.00
Additional Academic Supports		63%	2	1.26
HS Grad/GED/Prof or Trade Certificate/College		N/A	10/5/5/1	
EYSS Agreement		Not Eligible	5	
Community Connections		0%	4	0.00
Active Agency Accreditation		0%	4	0.00
Staff Clinical Licensure		0%	5	0.00
Behavior Management (threshold = 0)		100%	4	4.00
Incentives Total	7.45			7.26
Maximum total combined incentive credit allowed is 10 points.			Incentives Awarded	7.26

*Performance calculation descriptions can be found in the FY 2020 RBWO PBP Measurements and Standards Guide.

Child Protective Services Investigations and Dispositions

The following investigations data, which is not used for scoring but is considered significant to a provider's performance, is from Georgia SHINES and is not considered final or complete until the end of the fiscal year.

Total Reports:	3
Number Screened In:	2
Number Screened Out:	1
Number Substantiated:	0
Number Unsubstantiated:	3
Number Active CPS Investigations:	-1



DHS, DFCS, Office of Provider Management
Performance-Based Placement Measures
RBWO Provider GA+SCORECARD - CCI
Report Quarter: Q3 FY2020



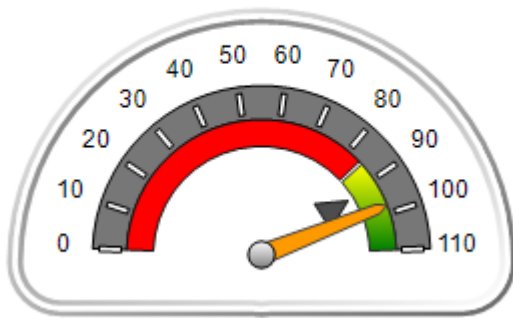
Provider/Program Name: The Lillie Home - The Lillie Home (5282) - CCI

522 Country Club Rd , Dublin, GA 31021	Quarterly Scores (Grades)		Current Quarter Score (Grade)
Phone: 478-279-3174	Q1: 89.34 (B+)	Q2: 97.08 (A+)	97.88% (A+)
Vendor ID# 131236	Q3: 97.88 (A+)	Q4: N/A	
Program Census Information:	# Children in Care During Quarter: 8	# Placements During Quarter: 8	# Children in Care On Last Day: 7

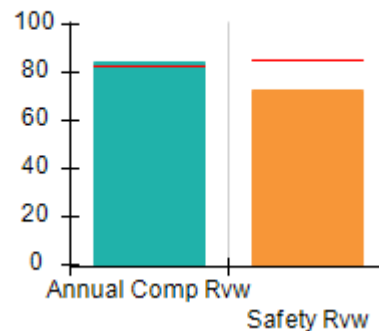
Quarterly Provider Comparisons to All CCIs

▼ — indicates average for all CCIs

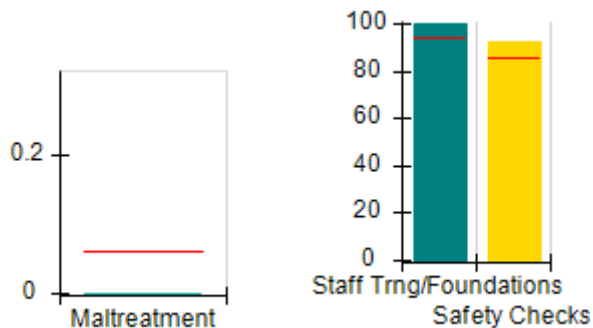
Overall Score (%)



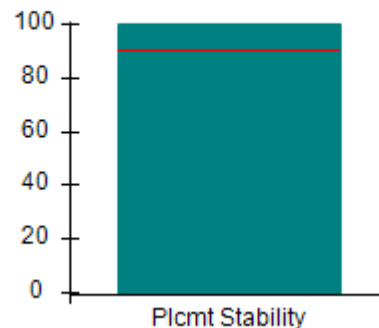
OPM Monitoring Reviews (%)



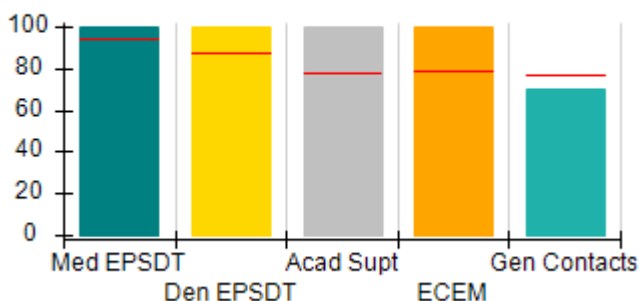
Safety Outcomes (%)



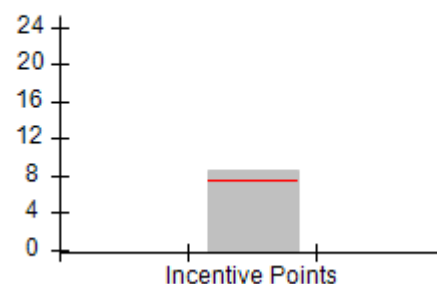
Permanency Outcomes (%)



Well-Being Outcomes (%)



Incentives Earned (Points)





DHS, DFCS, Office of Provider Management
Performance-Based Placement Measures
RBWO Provider GA+SCORECARD - CCI
 Report Quarter: Q3 FY2020



Provider/Program Name: The Lillie Home - The Lillie Home (5282) - CCI				
522 Country Club Rd , Dublin, GA 31021		Quarterly Scores (Grades)		Current Quarter Score (Grade)
Phone: 478-279-3174		Q1: 89.34 (B+)	Q2: 97.08 (A+)	97.88% (A+)
Vendor ID# 131236		Q3: 97.88 (A+)	Q4: N/A	
Program Census Information:		# Children in Care During Quarter: 8	# Placements During Quarter: 8	# Children in Care On Last Day: 7
	Avg Performance All CCIs (%)	Provider Performance (%)*	Possible Points (Weight)	Provider Points Earned
OPM Monitoring Reviews				
Annual Comprehensive Reviews	82%	84%	25	21.01
Safety Reviews	85%	73%	15	10.88
Monitoring Sub-Total			40	31.88
CCI Safety Outcomes				
Incidence of Maltreatment	0.06%	No Substantiated Reports	10	10.00
Staff Training/Foundations	94%	100%	5	5.00
Staff Safety Checks	86%	92%	5	4.60
Safety Sub-Total			20	19.60
CCI Permanency Outcomes				
Placement Stability	90%	100%	15	15.00
Permanency Sub-Total			15	15.00
CCI Well-Being Outcomes				
EPSDT Medical Visits	94%	100%	4	4.00
EPSDT Dental Visits	88%	100%	4	4.00
Academic Supports	78%	100%	3	3.00
Provider ECEM Visits	79%	100%	7	7.00
Provider General Contacts	77%	70%	7	4.90
Placements with Siblings	35%	Not Eligible	Not Scored	Not Scored
Placements within Legal County	11%	0%	Not Scored	Not Scored
Well-Being Sub-Total			25	22.90
*Performance calculation descriptions can be found in the FY 2020 RBWO PBP Measurements and Standards Guide.				

Monitoring & Outcomes: Possible Points = 100		Points Earned = 89.38	
Score Before Incentives Credit			89.38%
Incentives Awarded			8.50 pts
PBP Verification			N/A pts
Total Score			97.88%



DHS, DFCS, Office of Provider Management
Performance-Based Placement Measures
RBWO Provider GA+SCORECARD - CCI
Report Quarter: Q3 FY2020



Provider/Program Name: The Lillie Home - The Lillie Home (5282) - CCI

Program Census Information:		# Children in Care During Quarter: 8	# Placements During Quarter: 8	# Children in Care On Last Day: 7
CCI Incentive Credits	Avg Performance All CCIs (Points)	Provider Performance (%)*	Possible Points (Weight)	Provider Points Earned
Early EPSDT Medical Visits		100%	2	2.00
Early EPSDT Dental Visits		100%	2	2.00
Permanency Contacts		None Planned	5	
Additional Academic Supports		25%	2	0.50
HS Grad/GED/Prof or Trade Certificate/College		N/A	10/5/5/1	
EYSS Agreement		Not Eligible	5	
Community Connections		0%	4	0.00
Active Agency Accreditation		0%	4	0.00
Staff Clinical Licensure		0%	5	0.00
Behavior Management (threshold = 0)		100%	4	4.00
Incentives Total	7.45			8.50
Maximum total combined incentive credit allowed is 10 points.			Incentives Awarded	8.50

*Performance calculation descriptions can be found in the FY 2020 RBWO PBP Measurements and Standards Guide.

Child Protective Services Investigations and Dispositions

The following investigations data, which is not used for scoring but is considered significant to a provider's performance, is from Georgia SHINES and is not considered final or complete until the end of the fiscal year.

Total Reports:	0
Number Screened In:	0
Number Screened Out:	0
Number Substantiated:	0
Number Unsubstantiated:	0
Number Active CPS Investigations:	0

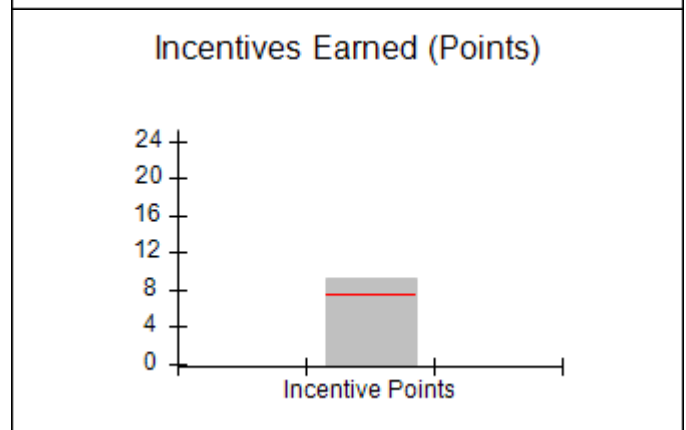
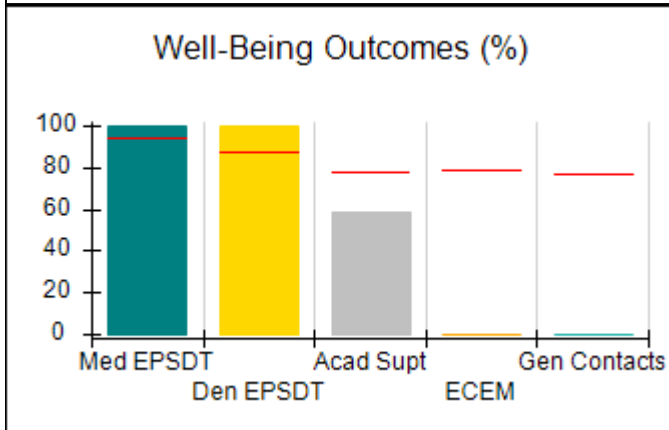
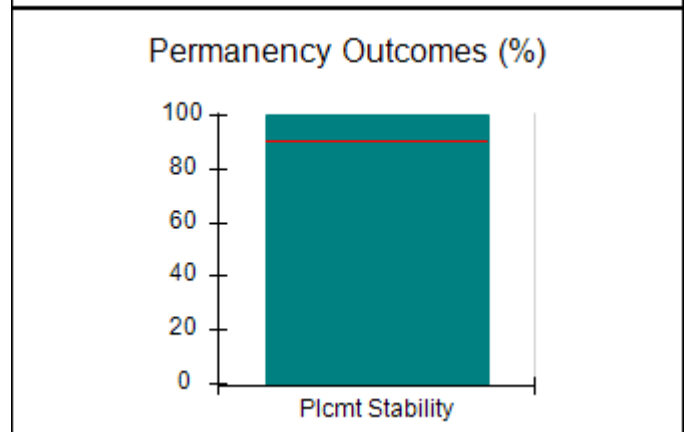
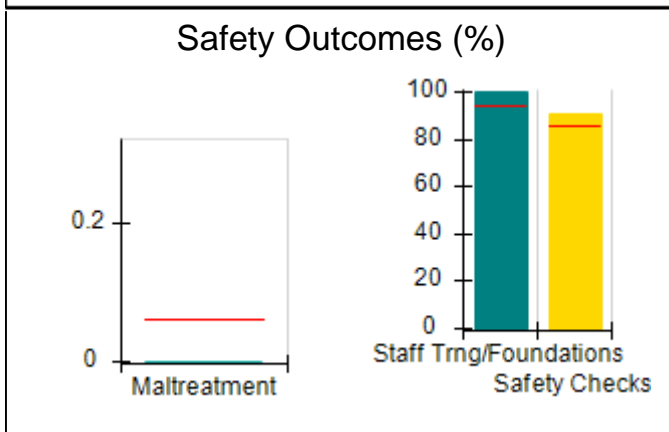
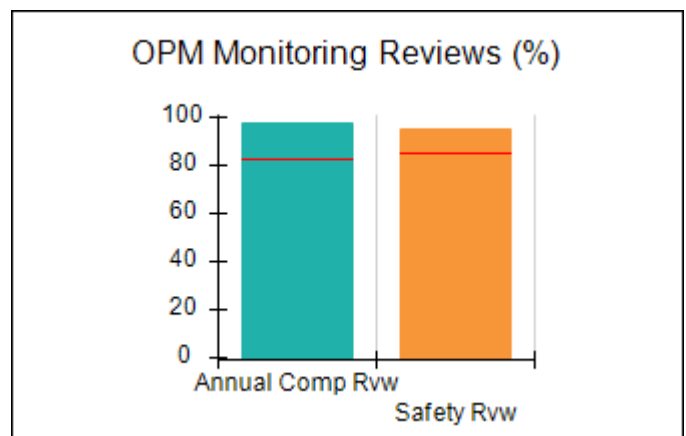
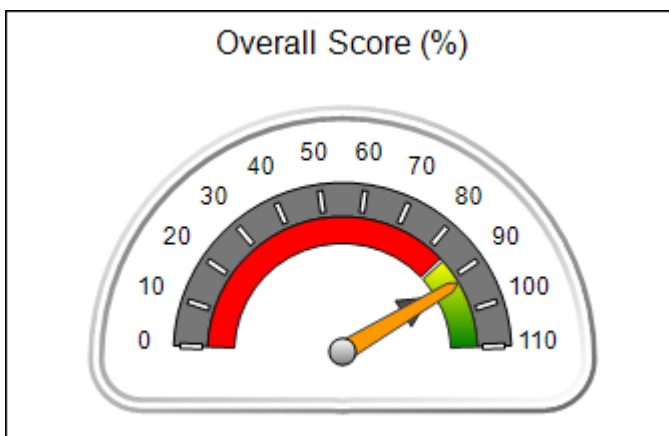


DHS, DFCS, Office of Provider Management
Performance-Based Placement Measures
RBWO Provider GA+SCORECARD - CCI
Report Quarter: Q3 FY2020



Provider/Program Name: Treutlen House at New Ebenezer, Inc. - (4228) - CCI			
131 Old Augusta Road, Central Rincon, GA 31326	Quarterly Scores (Grades)		Current Quarter Score (Grade)
Phone: 912-754-9797	Q1: 85.31 (B)	Q2: 90.45 (A-)	92.07% (A-)
Vendor ID# 79727	Q3: 92.07 (A-)	Q4: N/A	
Program Census Information:	# Children in Care During Quarter: 8	# Placements During Quarter: 8	# Children in Care On Last Day: 6
Quarterly Provider Comparisons to All CCIs			

▼ — indicates average for all CCIs





DHS, DFCS, Office of Provider Management
Performance-Based Placement Measures
RBWO Provider GA+SCORECARD - CCI
 Report Quarter: Q3 FY2020



Provider/Program Name: Treutlen House at New Ebenezer, Inc. - (4228) - CCI				
131 Old Augusta Road, Central Rincon, GA 31326		Quarterly Scores (Grades)		Current Quarter Score (Grade)
Phone: 912-754-9797		Q1: 85.31 (B)	Q2: 90.45 (A-)	92.07% (A-)
Vendor ID# 79727		Q3: 92.07 (A-)	Q4: N/A	
Program Census Information:		# Children in Care During Quarter: 8	# Placements During Quarter: 8	# Children in Care On Last Day: 6
	Avg Performance All CCIs (%)	Provider Performance (%)*	Possible Points (Weight)	Provider Points Earned
OPM Monitoring Reviews				
Annual Comprehensive Reviews	82%	98%	25	24.38
Safety Reviews	85%	95%	15	14.25
Monitoring Sub-Total			40	38.63
CCI Safety Outcomes				
Incidence of Maltreatment	0.06%	No Substantiated Reports	10	10.00
Staff Training/Foundations	94%	100%	5	5.00
Staff Safety Checks	86%	91%	5	4.55
Safety Sub-Total			20	19.55
CCI Permanency Outcomes				
Placement Stability	90%	100%	15	15.00
Permanency Sub-Total			15	15.00
CCI Well-Being Outcomes				
EPSDT Medical Visits	94%	100%	4	4.00
EPSDT Dental Visits	88%	100%	4	4.00
Academic Supports	78%	59%	3	1.77
Provider ECEM Visits	79%	0%	7	0.00
Provider General Contacts	77%	0%	7	0.00
Placements with Siblings	35%	0%	Not Scored	Not Scored
Placements within Legal County	11%	0%	Not Scored	Not Scored
Well-Being Sub-Total			25	9.77
*Performance calculation descriptions can be found in the FY 2020 RBWO PBP Measurements and Standards Guide.				

Monitoring & Outcomes: Possible Points = 100		Points Earned = 82.95	
Score Before Incentives Credit			82.95%
Incentives Awarded			9.12 pts
PBP Verification			N/A pts
Total Score			92.07%



DHS, DFCS, Office of Provider Management
Performance-Based Placement Measures
RBWO Provider GA+SCORECARD - CCI
Report Quarter: Q3 FY2020



Provider/Program Name: Treutlen House at New Ebenezer, Inc. - (4228) - CCI

Program Census Information:		# Children in Care During Quarter: 8	# Placements During Quarter: 8	# Children in Care On Last Day: 6
CCI Incentive Credits	Avg Performance All CCIs (Points)	Provider Performance (%)*	Possible Points (Weight)	Provider Points Earned
Early EPSDT Medical Visits		100%	2	2.00
Early EPSDT Dental Visits		100%	2	2.00
Permanency Contacts		None Planned	5	
Additional Academic Supports		56%	2	1.12
HS Grad/GED/Prof or Trade Certificate/College		N/A	10/5/5/1	
EYSS Agreement		Not Eligible	5	
Community Connections		0%	4	0.00
Active Agency Accreditation		0%	4	0.00
Staff Clinical Licensure		0%	5	0.00
Behavior Management (threshold = 0)		100%	4	4.00
Incentives Total	7.45			9.12
Maximum total combined incentive credit allowed is 10 points.			Incentives Awarded	9.12

*Performance calculation descriptions can be found in the FY 2020 RBWO PBP Measurements and Standards Guide.

Child Protective Services Investigations and Dispositions

The following investigations data, which is not used for scoring but is considered significant to a provider's performance, is from Georgia SHINES and is not considered final or complete until the end of the fiscal year.

Total Reports:	0
Number Screened In:	0
Number Screened Out:	0
Number Substantiated:	0
Number Unsubstantiated:	0
Number Active CPS Investigations:	0



DHS, DFCS, Office of Provider Management
Performance-Based Placement Measures
RBWO Provider GA+SCORECARD - CCI
Report Quarter: Q3 FY2020



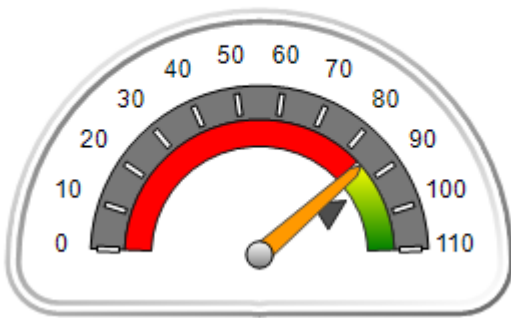
Provider/Program Name: Turning Point Homes - Ahmonie's Cottage (1003) - CCI

3847 Waldrop Road, Decatur, GA 30034	Quarterly Scores (Grades)		Current Quarter Score (Grade)
Phone: 770-808-3714	Q1: 82.79 (B-)	Q2: 67.34 (D+)	85.52% (B)
Vendor ID# 51758	Q3: 85.52 (B)	Q4: N/A	
Program Census Information:	# Children in Care During Quarter: 5	# Placements During Quarter: 5	# Children in Care On Last Day: 5

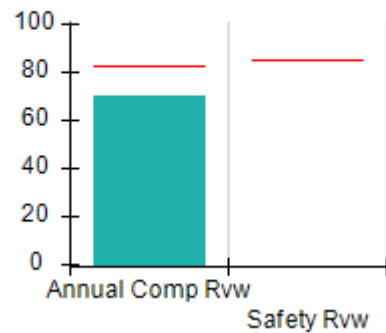
Quarterly Provider Comparisons to All CCIs

▼ — indicates average for all CCIs

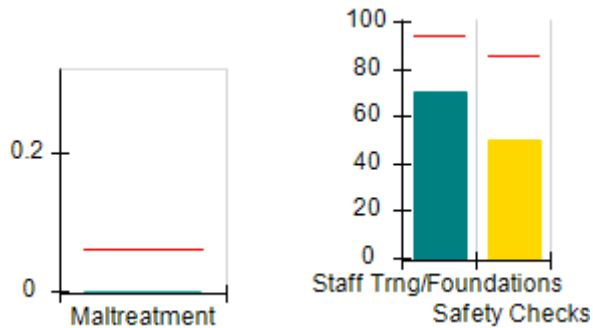
Overall Score (%)



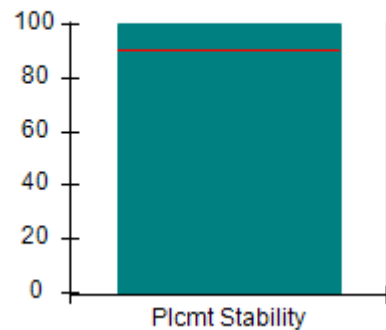
OPM Monitoring Reviews (%)



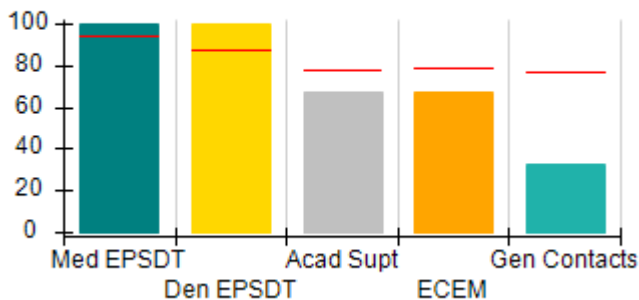
Safety Outcomes (%)



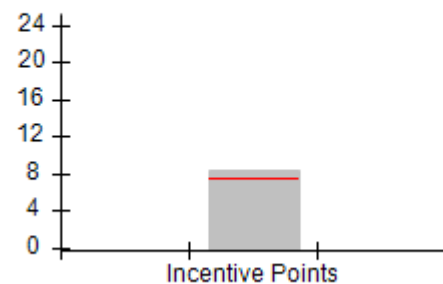
Permanency Outcomes (%)



Well-Being Outcomes (%)



Incentives Earned (Points)





Performance-Based Placement Measures

RBWO Provider GA+SCORECARD - CCI

Report Quarter: Q3 FY2020

Provider/Program Name: Turning Point Homes - Ahmonie's Cottage (1003) - CCI				
3847 Waldrop Road, Decatur, GA 30034		Quarterly Scores (Grades)		Current Quarter Score (Grade)
Phone: 770-808-3714		Q1: 82.79 (B-)	Q2: 67.34 (D+)	85.52% (B)
Vendor ID# 51758		Q3: 85.52 (B)	Q4: N/A	
Program Census Information:		# Children in Care During Quarter: 5	# Placements During Quarter: 5	# Children in Care On Last Day: 5
	Avg Performance All CCIs (%)	Provider Performance (%)*	Possible Points (Weight)	Provider Points Earned
OPM Monitoring Reviews				
Annual Comprehensive Reviews	82%	70%	25	17.60
Safety Reviews	85%	Not Yet Conducted		
Monitoring Sub-Total			25	17.60
CCI Safety Outcomes				
Incidence of Maltreatment	0.06%	No Substantiated Reports	10	10.00
Staff Training/Foundations	94%	70%	5	3.50
Staff Safety Checks	86%	50%	5	2.50
Safety Sub-Total			20	16.00
CCI Permanency Outcomes				
Placement Stability	90%	100%	15	15.00
Permanency Sub-Total			15	15.00
CCI Well-Being Outcomes				
EPSDT Medical Visits	94%	100%	4	4.00
EPSDT Dental Visits	88%	100%	4	4.00
Academic Supports	78%	67%	3	2.01
Provider ECEM Visits	79%	67%	7	4.69
Provider General Contacts	77%	33%	7	2.31
Placements with Siblings	35%	0%	Not Scored	Not Scored
Placements within Legal County	11%	Not Eligible	Not Scored	Not Scored
Well-Being Sub-Total			25	17.01
*Performance calculation descriptions can be found in the FY 2020 RBWO PBP Measurements and Standards Guide.				

Monitoring & Outcomes: Possible Points = 85		Points Earned = 65.61	
Score Before Incentives Credit			77.18%
Incentives Awarded			8.34 pts
PBP Verification			N/A pts
Total Score			85.52%



DHS, DFCS, Office of Provider Management
Performance-Based Placement Measures
RBWO Provider GA+SCORECARD - CCI
Report Quarter: Q3 FY2020



Provider/Program Name: Turning Point Homes - Ahmonie's Cottage (1003) - CCI

Program Census Information:		# Children in Care During Quarter: 5	# Placements During Quarter: 5	# Children in Care On Last Day: 5
CCI Incentive Credits	Avg Performance All CCIs (Points)	Provider Performance (%)*	Possible Points (Weight)	Provider Points Earned
Early EPSDT Medical Visits		50%	2	1.00
Early EPSDT Dental Visits		100%	2	2.00
Permanency Contacts		0%	5	0.00
Additional Academic Supports		67%	2	1.34
HS Grad/GED/Prof or Trade Certificate/College		N/A	10/5/5/1	
EYSS Agreement		Not Eligible	5	
Community Connections		0%	4	0.00
Active Agency Accreditation		0%	4	0.00
Staff Clinical Licensure		0%	5	0.00
Behavior Management (threshold = 0)		100%	4	4.00
Incentives Total	7.45			8.34
Maximum total combined incentive credit allowed is 10 points.			Incentives Awarded	8.34

*Performance calculation descriptions can be found in the FY 2020 RBWO PBP Measurements and Standards Guide.

Child Protective Services Investigations and Dispositions

The following investigations data, which is not used for scoring but is considered significant to a provider's performance, is from Georgia SHINES and is not considered final or complete until the end of the fiscal year.

Total Reports:	0
Number Screened In:	0
Number Screened Out:	0
Number Substantiated:	0
Number Unsubstantiated:	0
Number Active CPS Investigations:	0

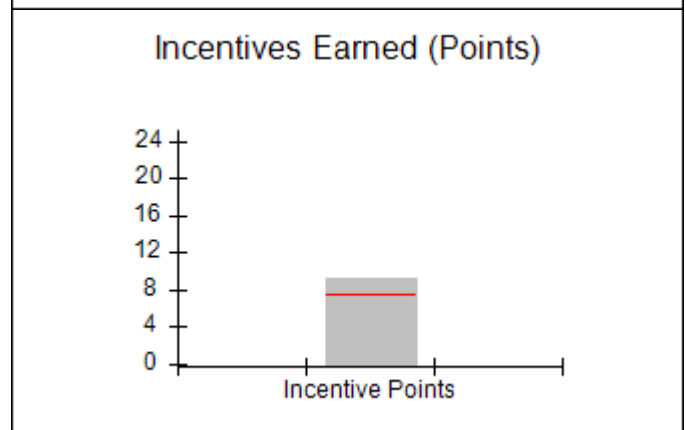
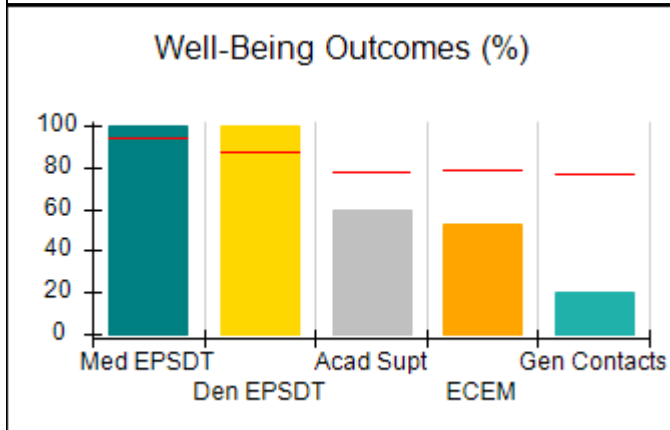
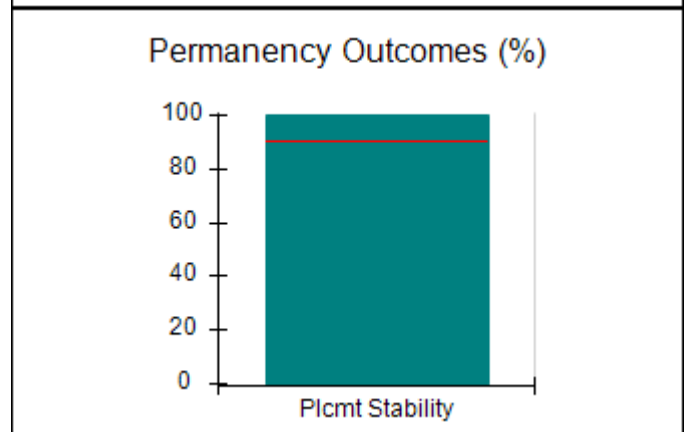
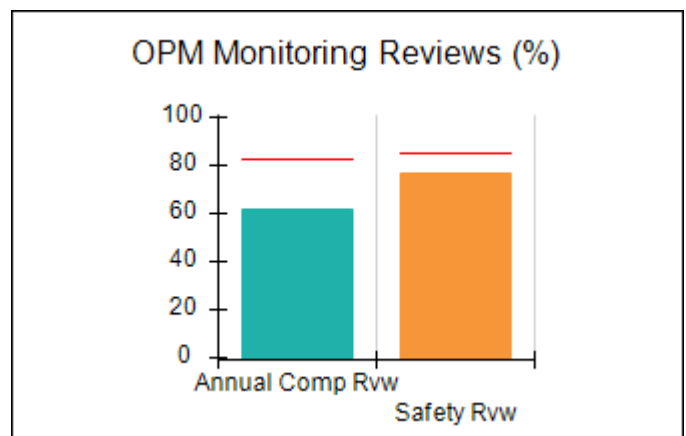
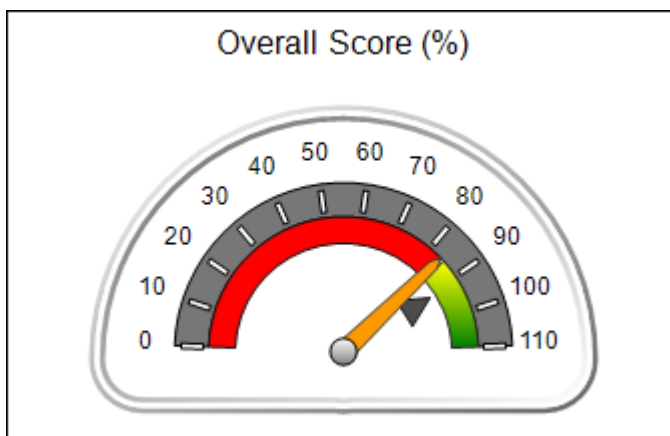


DHS, DFCS, Office of Provider Management
Performance-Based Placement Measures
RBWO Provider GA+SCORECARD - CCI
Report Quarter: Q3 FY2020



Provider/Program Name: Turning Point Homes - Francois Cottage (829) - CCI			
3392 Wesley Chapel Rd, Decatur, GA 30034	Quarterly Scores (Grades)		Current Quarter Score (Grade)
Phone: 770-808-3714	Q1: 79.51 (C+)	Q2: 70.45 (C-)	83.86% (B-)
Vendor ID# 35603	Q3: 83.86 (B-)	Q4: N/A	
Program Census Information:	# Children in Care During Quarter: 5	# Placements During Quarter: 5	# Children in Care On Last Day: 5
Quarterly Provider Comparisons to All CCIs			

▼ — indicates average for all CCIs





DHS, DFCS, Office of Provider Management
Performance-Based Placement Measures
RBWO Provider GA+SCORECARD - CCI
 Report Quarter: Q3 FY2020



Provider/Program Name: Turning Point Homes - Francois Cottage (829) - CCI				
3392 Wesley Chapel Rd, Decatur, GA 30034		Quarterly Scores (Grades)		Current Quarter Score (Grade)
Phone: 770-808-3714		Q1: 79.51 (C+)	Q2: 70.45 (C-)	83.86% (B-)
Vendor ID# 35603		Q3: 83.86 (B-)	Q4: N/A	
Program Census Information:		# Children in Care During Quarter: 5	# Placements During Quarter: 5	# Children in Care On Last Day: 5
	Avg Performance All CCIs (%)	Provider Performance (%)*	Possible Points (Weight)	Provider Points Earned
OPM Monitoring Reviews				
Annual Comprehensive Reviews	82%	62%	25	15.45
Safety Reviews	85%	77%	15	11.50
Monitoring Sub-Total			40	26.95
CCI Safety Outcomes				
Incidence of Maltreatment	0.06%	No Substantiated Reports	10	10.00
Staff Training/Foundations	94%	89%	5	4.45
Staff Safety Checks	86%	67%	5	3.35
Safety Sub-Total			20	17.80
CCI Permanency Outcomes				
Placement Stability	90%	100%	15	15.00
Permanency Sub-Total			15	15.00
CCI Well-Being Outcomes				
EPSDT Medical Visits	94%	100%	4	4.00
EPSDT Dental Visits	88%	100%	4	4.00
Academic Supports	78%	60%	3	1.80
Provider ECEM Visits	79%	53%	7	3.71
Provider General Contacts	77%	20%	7	1.40
Placements with Siblings	35%	Not Eligible	Not Scored	Not Scored
Placements within Legal County	11%	Not Eligible	Not Scored	Not Scored
Well-Being Sub-Total			25	14.91
*Performance calculation descriptions can be found in the FY 2020 RBWO PBP Measurements and Standards Guide.				

Monitoring & Outcomes: Possible Points = 100		Points Earned = 74.66	
Score Before Incentives Credit			74.66%
Incentives Awarded			9.20 pts
PBP Verification			N/A pts
Total Score			83.86%



DHS, DFCS, Office of Provider Management
Performance-Based Placement Measures
RBWO Provider GA+SCORECARD - CCI
Report Quarter: Q3 FY2020



Provider/Program Name: Turning Point Homes - Francois Cottage (829) - CCI

Program Census Information:		# Children in Care During Quarter: 5	# Placements During Quarter: 5	# Children in Care On Last Day: 5
CCI Incentive Credits	Avg Performance All CCIs (Points)	Provider Performance (%)*	Possible Points (Weight)	Provider Points Earned
Early EPSDT Medical Visits		100%	2	2.00
Early EPSDT Dental Visits		100%	2	2.00
Permanency Contacts		0%	5	0.00
Additional Academic Supports		60%	2	1.20
HS Grad/GED/Prof or Trade Certificate/College		N/A	10/5/5/1	
EYSS Agreement		Not Eligible	5	
Community Connections		0%	4	0.00
Active Agency Accreditation		0%	4	0.00
Staff Clinical Licensure		0%	5	0.00
Behavior Management (threshold = 0)		100%	4	4.00
Incentives Total	7.45			9.20
Maximum total combined incentive credit allowed is 10 points.			Incentives Awarded	9.20

*Performance calculation descriptions can be found in the FY 2020 RBWO PBP Measurements and Standards Guide.

Child Protective Services Investigations and Dispositions

The following investigations data, which is not used for scoring but is considered significant to a provider's performance, is from Georgia SHINES and is not considered final or complete until the end of the fiscal year.

Total Reports:	0
Number Screened In:	0
Number Screened Out:	0
Number Substantiated:	0
Number Unsubstantiated:	0
Number Active CPS Investigations:	0



DHS, DFCS, Office of Provider Management
Performance-Based Placement Measures
RBWO Provider GA+SCORECARD - CCI
Report Quarter: Q3 FY2020



Provider/Program Name: Turning Point Homes - Joshua Cottage I (830) - CCI			
672 Kenilworth Circle, Stone Mountain, GA 30083	Quarterly Scores (Grades)		Current Quarter Score (Grade)
Phone: 770-808-3714	Q1: 78.46 (C+)	Q2: 61.93 (D-)	74.58% (C)
Vendor ID# 35602	Q3: 74.58 (C)	Q4: N/A	
Program Census Information:	# Children in Care During Quarter: 4	# Placements During Quarter: 4	# Children in Care On Last Day: 3
Quarterly Provider Comparisons to All CCIs			

▼ — indicates average for all CCIs





DHS, DFCS, Office of Provider Management
Performance-Based Placement Measures
RBWO Provider GA+SCORECARD - CCI
 Report Quarter: Q3 FY2020



Provider/Program Name: Turning Point Homes - Joshua Cottage I (830) - CCI				
672 Kenilworth Circle, Stone Mountain, GA 30083		Quarterly Scores (Grades)		Current Quarter Score (Grade)
Phone: 770-808-3714		Q1: 78.46 (C+)	Q2: 61.93 (D-)	74.58% (C)
Vendor ID# 35602		Q3: 74.58 (C)	Q4: N/A	
Program Census Information:		# Children in Care During Quarter: 4	# Placements During Quarter: 4	# Children in Care On Last Day: 3
	Avg Performance All CCIs (%)	Provider Performance (%)*	Possible Points (Weight)	Provider Points Earned
OPM Monitoring Reviews				
Annual Comprehensive Reviews	82%	50%	25	12.48
Safety Reviews	85%	90%	15	13.50
Monitoring Sub-Total			40	25.98
CCI Safety Outcomes				
Incidence of Maltreatment	0.06%	No Substantiated Reports	10	10.00
Staff Training/Foundations	94%	63%	5	3.15
Staff Safety Checks	86%	38%	5	1.90
Safety Sub-Total			20	15.05
CCI Permanency Outcomes				
Placement Stability	90%	100%	15	15.00
Permanency Sub-Total			15	15.00
CCI Well-Being Outcomes				
EPSDT Medical Visits	94%	100%	4	4.00
EPSDT Dental Visits	88%	100%	4	4.00
Academic Supports	78%	67%	3	2.01
Provider ECEM Visits	79%	11%	7	0.77
Provider General Contacts	77%	11%	7	0.77
Placements with Siblings	35%	Not Eligible	Not Scored	Not Scored
Placements within Legal County	11%	Not Eligible	Not Scored	Not Scored
Well-Being Sub-Total			25	11.55
*Performance calculation descriptions can be found in the FY 2020 RBWO PBP Measurements and Standards Guide.				

Monitoring & Outcomes: Possible Points = 100		Points Earned = 67.58	
Score Before Incentives Credit			67.58%
Incentives Awarded			7.00 pts
PBP Verification			N/A pts
Total Score			74.58%



DHS, DFCS, Office of Provider Management
Performance-Based Placement Measures
RBWO Provider GA+SCORECARD - CCI
Report Quarter: Q3 FY2020



Provider/Program Name: Turning Point Homes - Joshua Cottage I (830) - CCI

Program Census Information:		# Children in Care During Quarter: 4	# Placements During Quarter: 4	# Children in Care On Last Day: 3
CCI Incentive Credits	Avg Performance All CCIs (Points)	Provider Performance (%)*	Possible Points (Weight)	Provider Points Earned
Early EPSDT Medical Visits		50%	2	1.00
Early EPSDT Dental Visits		67%	2	1.34
Permanency Contacts		0%	5	0.00
Additional Academic Supports		33%	2	0.66
HS Grad/GED/Prof or Trade Certificate/College		N/A	10/5/5/1	
EYSS Agreement		Not Eligible	5	
Community Connections		0%	4	0.00
Active Agency Accreditation		0%	4	0.00
Staff Clinical Licensure		0%	5	0.00
Behavior Management (threshold = 0)		100%	4	4.00
Incentives Total	7.45			7.00
Maximum total combined incentive credit allowed is 10 points.			Incentives Awarded	7.00

*Performance calculation descriptions can be found in the FY 2020 RBWO PBP Measurements and Standards Guide.

Child Protective Services Investigations and Dispositions

The following investigations data, which is not used for scoring but is considered significant to a provider's performance, is from Georgia SHINES and is not considered final or complete until the end of the fiscal year.

Total Reports:	0
Number Screened In:	0
Number Screened Out:	0
Number Substantiated:	0
Number Unsubstantiated:	0
Number Active CPS Investigations:	0



DHS, DFCS, Office of Provider Management

Performance-Based Placement Measures

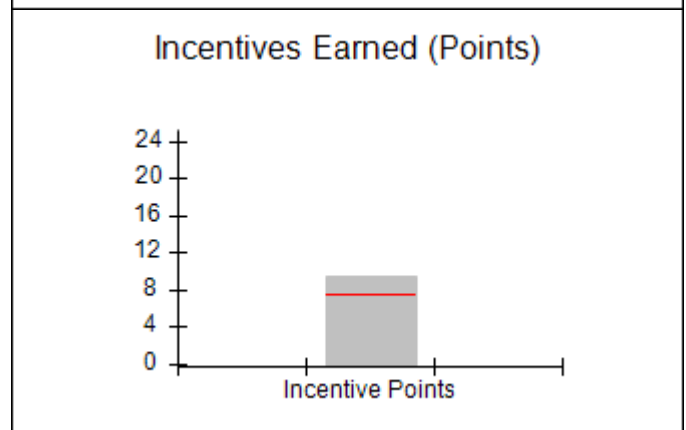
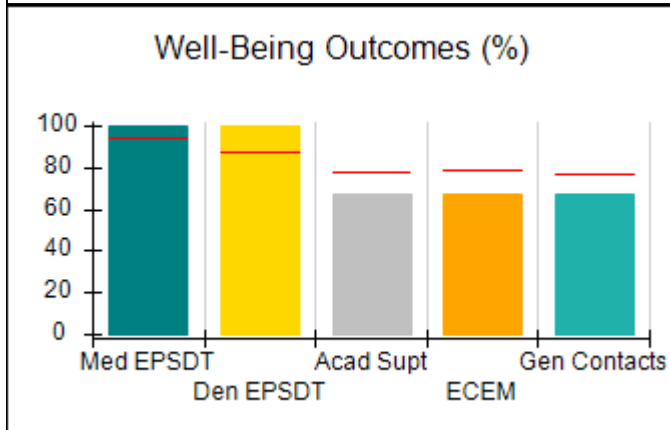
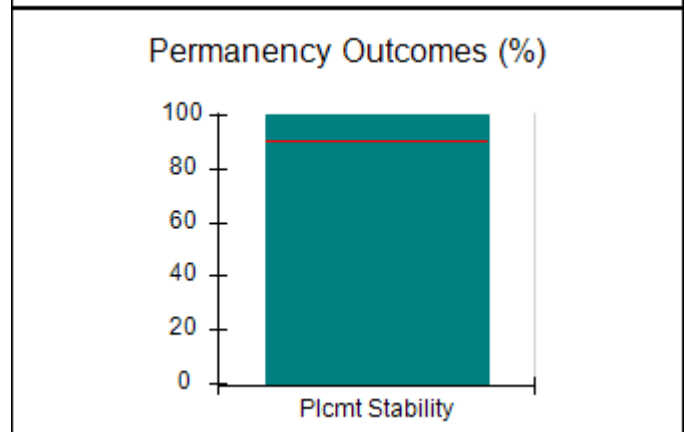
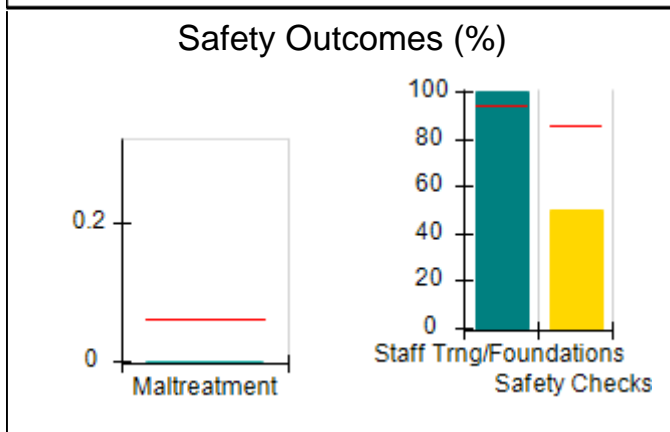
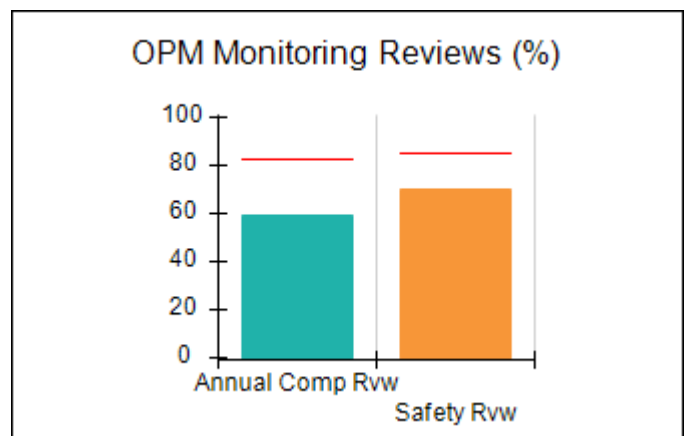
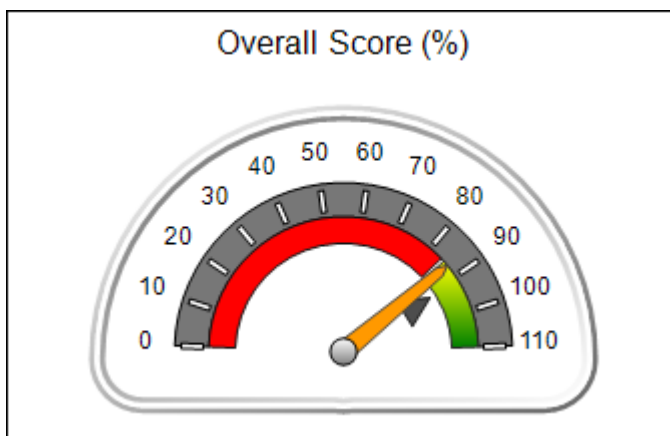
RBWO Provider GA+SCORECARD - CCI

Report Quarter: Q3 FY2020



Provider/Program Name: Turning Point Homes - Turning Point Cottage (833) - CCI			
3396 Wesley Chapel Rd, Decatur, GA 30034	Quarterly Scores (Grades)		Current Quarter Score (Grade)
Phone: 770-808-3714	Q1: 71.32 (C-)	Q2: 64.19 (D)	86.44% (B)
Vendor ID# 35604	Q3: 86.44 (B)	Q4: N/A	
Program Census Information:	# Children in Care During Quarter: 1	# Placements During Quarter: 1	# Children in Care On Last Day: 1
Quarterly Provider Comparisons to All CCIs			

▼ indicates average for all CCIs





DHS, DFCS, Office of Provider Management
Performance-Based Placement Measures
RBWO Provider GA+SCORECARD - CCI
 Report Quarter: Q3 FY2020



Provider/Program Name: Turning Point Homes - Turning Point Cottage (833) - CCI				
3396 Wesley Chapel Rd, Decatur, GA 30034		Quarterly Scores (Grades)		Current Quarter Score (Grade)
Phone: 770-808-3714		Q1: 71.32 (C-)	Q2: 64.19 (D)	86.44% (B)
Vendor ID# 35604		Q3: 86.44 (B)	Q4: N/A	
Program Census Information:		# Children in Care During Quarter: 1	# Placements During Quarter: 1	# Children in Care On Last Day: 1
	Avg Performance All CCIs (%)	Provider Performance (%)*	Possible Points (Weight)	Provider Points Earned
OPM Monitoring Reviews				
Annual Comprehensive Reviews	82%	59%	25	14.71
Safety Reviews	85%	70%	15	10.50
Monitoring Sub-Total			40	25.21
CCI Safety Outcomes				
Incidence of Maltreatment	0.06%	No Substantiated Reports	10	10.00
Staff Training/Foundations	94%	100%	5	5.00
Staff Safety Checks	86%	50%	5	2.50
Safety Sub-Total			20	17.50
CCI Permanency Outcomes				
Placement Stability	90%	100%	15	15.00
Permanency Sub-Total			15	15.00
CCI Well-Being Outcomes				
EPSDT Medical Visits	94%	100%	4	4.00
EPSDT Dental Visits	88%	100%	4	4.00
Academic Supports	78%	67%	3	2.01
Provider ECEM Visits	79%	67%	7	4.69
Provider General Contacts	77%	67%	7	4.69
Placements with Siblings	35%	Not Eligible	Not Scored	Not Scored
Placements within Legal County	11%	Not Eligible	Not Scored	Not Scored
Well-Being Sub-Total			25	19.39
*Performance calculation descriptions can be found in the FY 2020 RBWO PBP Measurements and Standards Guide.				

Monitoring & Outcomes: Possible Points = 100		Points Earned = 77.10	
Score Before Incentives Credit			77.10%
Incentives Awarded			9.34 pts
PBP Verification			N/A pts
Total Score			86.44%



DHS, DFCS, Office of Provider Management
Performance-Based Placement Measures
RBWO Provider GA+SCORECARD - CCI
Report Quarter: Q3 FY2020



Provider/Program Name: Turning Point Homes - Turning Point Cottage (833) - CCI

Program Census Information:		# Children in Care During Quarter: 1	# Placements During Quarter: 1	# Children in Care On Last Day: 1
CCI Incentive Credits	Avg Performance All CCIs (Points)	Provider Performance (%)*	Possible Points (Weight)	Provider Points Earned
Early EPSDT Medical Visits		100%	2	2.00
Early EPSDT Dental Visits		100%	2	2.00
Permanency Contacts		0%	5	0.00
Additional Academic Supports		67%	2	1.34
HS Grad/GED/Prof or Trade Certificate/College		N/A	10/5/5/1	
EYSS Agreement		Not Eligible	5	
Community Connections		0%	4	0.00
Active Agency Accreditation		0%	4	0.00
Staff Clinical Licensure		0%	5	0.00
Behavior Management (threshold = 0)		100%	4	4.00
Incentives Total	7.45			9.34
Maximum total combined incentive credit allowed is 10 points.			Incentives Awarded	9.34

*Performance calculation descriptions can be found in the FY 2020 RBWO PBP Measurements and Standards Guide.

Child Protective Services Investigations and Dispositions

The following investigations data, which is not used for scoring but is considered significant to a provider's performance, is from Georgia SHINES and is not considered final or complete until the end of the fiscal year.

Total Reports:	0
Number Screened In:	0
Number Screened Out:	0
Number Substantiated:	0
Number Unsubstantiated:	0
Number Active CPS Investigations:	0



Performance-Based Placement Measures

RBWO Provider GA+SCORECARD - CCI

Report Quarter: Q3 FY2020

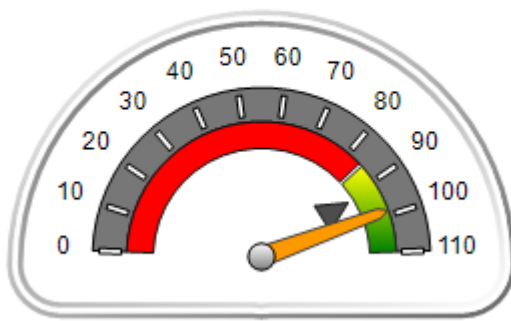
Provider/Program Name: Twin Cedars Youth Services - (dba Georgia Industrial Children's Home) (4340) - CCI

4690 N. Mumford Rd., Macon, GA 31204	Quarterly Scores (Grades)		Current Quarter Score (Grade)
Phone: 478-474-8220	Q1: 90.02 (A-)	Q2: 95.88 (A)	98.71% (A+)
Vendor ID# 78675	Q3: 98.71 (A+)	Q4: N/A	
Program Census Information:	# Children in Care During Quarter: 39	# Placements During Quarter: 39	# Children in Care On Last Day: 21

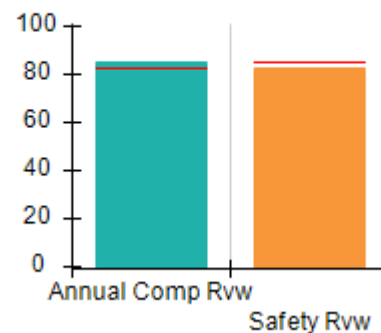
Quarterly Provider Comparisons to All CCIs

indicates average for all CCIs

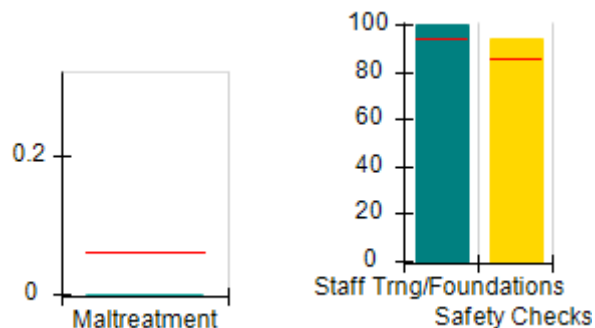
Overall Score (%)



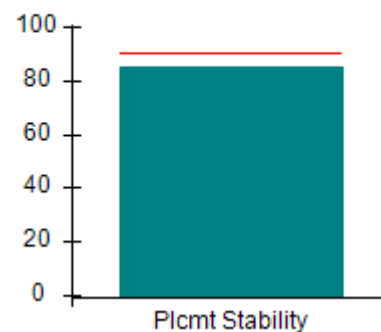
OPM Monitoring Reviews (%)



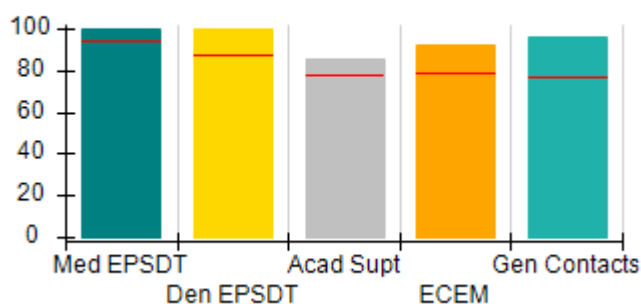
Safety Outcomes (%)



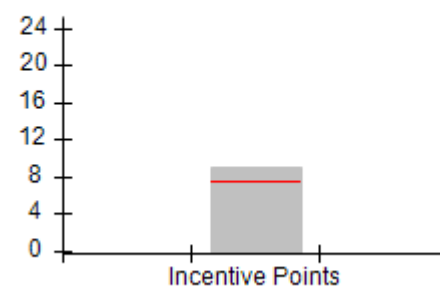
Permanency Outcomes (%)



Well-Being Outcomes (%)



Incentives Earned (Points)





Performance-Based Placement Measures

RBWO Provider GA+SCORECARD - CCI

Report Quarter: Q3 FY2020

Provider/Program Name: Twin Cedars Youth Services - (dba Georgia Industrial Children's Home) (4340) - CCI				
4690 N. Mumford Rd., Macon, GA 31204		Quarterly Scores (Grades)		Current Quarter Score (Grade)
Phone: 478-474-8220		Q1: 90.02 (A-)	Q2: 95.88 (A)	98.71% (A+)
Vendor ID# 78675		Q3: 98.71 (A+)	Q4: N/A	
Program Census Information:		# Children in Care During Quarter: 39	# Placements During Quarter: 39	# Children in Care On Last Day: 21
	Avg Performance All CCIs (%)	Provider Performance (%)*	Possible Points (Weight)	Provider Points Earned
OPM Monitoring Reviews				
Annual Comprehensive Reviews	82%	85%	25	21.26
Safety Reviews	85%	83%	15	12.38
Monitoring Sub-Total			40	33.63
CCI Safety Outcomes				
Incidence of Maltreatment	0.06%	No Substantiated Reports	10	10.00
Staff Training/Foundations	94%	100%	5	5.00
Staff Safety Checks	86%	94%	5	4.70
Safety Sub-Total			20	19.70
CCI Permanency Outcomes				
Placement Stability	90%	85%	15	12.75
Permanency Sub-Total			15	12.75
CCI Well-Being Outcomes				
EPSDT Medical Visits	94%	100%	4	4.00
EPSDT Dental Visits	88%	100%	4	4.00
Academic Supports	78%	85%	3	2.55
Provider ECEM Visits	79%	92%	7	6.44
Provider General Contacts	77%	96%	7	6.72
Placements with Siblings	35%	33%	Not Scored	Not Scored
Placements within Legal County	11%	0%	Not Scored	Not Scored
Well-Being Sub-Total			25	23.71
*Performance calculation descriptions can be found in the FY 2020 RBWO PBP Measurements and Standards Guide.				

Monitoring & Outcomes: Possible Points = 100	Points Earned = 89.79
Score Before Incentives Credit	89.79%
Incentives Awarded	8.92 pts
PBP Verification	N/A pts
Total Score	98.71%



DHS, DFCS, Office of Provider Management
Performance-Based Placement Measures
RBWO Provider GA+SCORECARD - CCI



Report Quarter: Q3 FY2020

Provider/Program Name: Twin Cedars Youth Services - (dba Georgia Industrial Children's Home) (4340) - CCI

Program Census Information:		# Children in Care During Quarter: 39	# Placements During Quarter: 39	# Children in Care On Last Day: 21
CCI Incentive Credits	Avg Performance All CCIs (Points)	Provider Performance (%)*	Possible Points (Weight)	Provider Points Earned
Early EPSDT Medical Visits		100%	2	2.00
Early EPSDT Dental Visits		100%	2	2.00
Permanency Contacts		0%	5	0.00
Additional Academic Supports		46%	2	0.92
HS Grad/GED/Prof or Trade Certificate/College		N/A	10/5/5/1	
EYSS Agreement		0%	5	0.00
Community Connections		0%	4	0.00
Active Agency Accreditation		0%	4	0.00
Staff Clinical Licensure		0%	5	0.00
Behavior Management (threshold = 0)		100%	4	4.00
Incentives Total	7.45			8.92
Maximum total combined incentive credit allowed is 10 points.			Incentives Awarded	8.92

*Performance calculation descriptions can be found in the FY 2020 RBWO PBP Measurements and Standards Guide.

Child Protective Services Investigations and Dispositions

The following investigations data, which is not used for scoring but is considered significant to a provider's performance, is from Georgia SHINES and is not considered final or complete until the end of the fiscal year.

Total Reports:	0
Number Screened In:	0
Number Screened Out:	0
Number Substantiated:	0
Number Unsubstantiated:	1
Number Active CPS Investigations:	-1



DHS, DFCS, Office of Provider Management
Performance-Based Placement Measures
RBWO Provider GA+SCORECARD - CCI



Report Quarter: Q3 FY2020

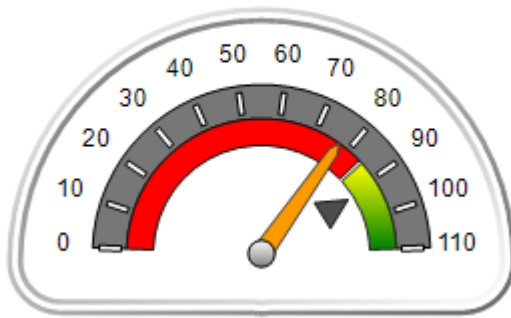
Provider/Program Name: Twin Cedars Youth Services - Anne Elizabeth Shepherd (835) - CCI

751 Double Churches Rd., Columbus, GA 31904	Quarterly Scores (Grades)		Current Quarter Score (Grade)
Phone: 706-322-8984	Q1: 87.64 (B+)	Q2: 79.15 (C+)	77.01% (C+)
Vendor ID# 35615	Q3: 77.01 (C+)	Q4: N/A	
Program Census Information:	# Children in Care During Quarter: 19	# Placements During Quarter: 20	# Children in Care On Last Day: 16

Quarterly Provider Comparisons to All CCIs

▼ — indicates average for all CCIs

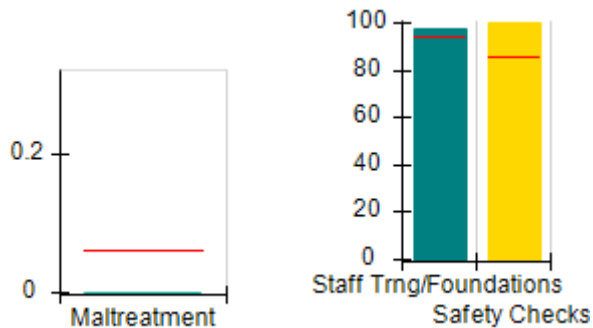
Overall Score (%)



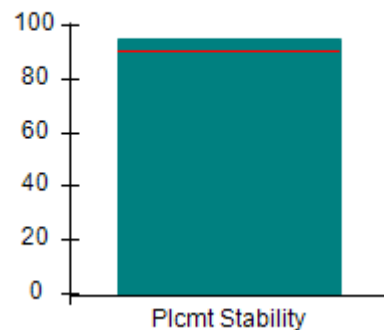
OPM Monitoring Reviews (%)



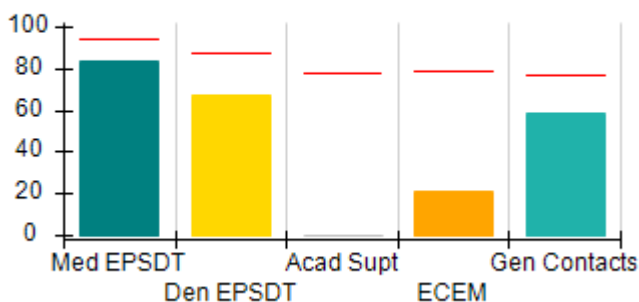
Safety Outcomes (%)



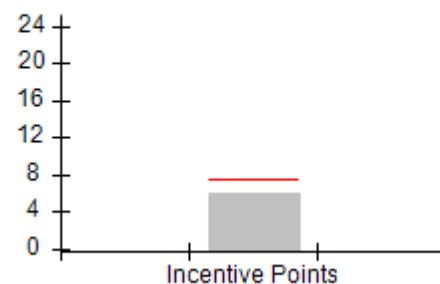
Permanency Outcomes (%)



Well-Being Outcomes (%)



Incentives Earned (Points)





Performance-Based Placement Measures

RBWO Provider GA+SCORECARD - CCI

Report Quarter: Q3 FY2020

Provider/Program Name: Twin Cedars Youth Services - Anne Elizabeth Shepherd (835) - CCI

751 Double Churches Rd., Columbus, GA 31904	Quarterly Scores (Grades)		Current Quarter Score (Grade)
Phone: 706-322-8984	Q1: 87.64 (B+)	Q2: 79.15 (C+)	77.01% (C+)
Vendor ID# 35615	Q3: 77.01 (C+)	Q4: N/A	

Program Census Information:	# Children in Care During Quarter: 19	# Placements During Quarter: 20	# Children in Care On Last Day: 16
-----------------------------	---------------------------------------	---------------------------------	------------------------------------

	Avg Performance All CCIs (%)	Provider Performance (%)*	Possible Points (Weight)	Provider Points Earned
--	------------------------------	---------------------------	--------------------------	------------------------

OPM Monitoring Reviews

Annual Comprehensive Reviews	82%	73%	25	18.36
Safety Reviews	85%	98%	15	14.75
Monitoring Sub-Total			40	33.11

CCI Safety Outcomes

Incidence of Maltreatment	0.06%	No Substantiated Reports	10	10.00
Staff Training/Foundations	94%	97%	5	4.85
Staff Safety Checks	86%	100%	5	5.00
Safety Sub-Total			20	19.85

CCI Permanency Outcomes

Placement Stability	90%	95%	15	14.25
Permanency Sub-Total			15	14.25

CCI Well-Being Outcomes

EPSDT Medical Visits	94%	83%	4	3.32
EPSDT Dental Visits	88%	67%	4	2.68
Academic Supports	78%	0%	3	0.00
Provider ECEM Visits	79%	21%	7	1.47
Provider General Contacts	77%	59%	7	4.13
Placements with Siblings	35%	0%	Not Scored	Not Scored
Placements within Legal County	11%	13%	Not Scored	Not Scored
Well-Being Sub-Total			25	11.60

*Performance calculation descriptions can be found in the FY 2020 RBWO PBP Measurements and Standards Guide.

Monitoring & Outcomes: Possible Points = 100	Points Earned = 78.81
Score Before Incentives Credit	78.81%
Incentives Awarded	6.00 pts
PBP Verification	-7.80 pts
Total Score	77.01%



DHS, DFCS, Office of Provider Management
Performance-Based Placement Measures
RBWO Provider GA+SCORECARD - CCI



Report Quarter: Q3 FY2020

Provider/Program Name: Twin Cedars Youth Services - Anne Elizabeth Shepherd (835) - CCI

Program Census Information:		# Children in Care During Quarter: 19	# Placements During Quarter: 20	# Children in Care On Last Day: 16
CCI Incentive Credits	Avg Performance All CCIs (Points)	Provider Performance (%)*	Possible Points (Weight)	Provider Points Earned
Early EPSDT Medical Visits		0%	2	0.00
Early EPSDT Dental Visits		0%	2	0.00
Permanency Contacts		0%	5	0.00
Additional Academic Supports		0%	2	0.00
HS Grad/GED/Prof or Trade Certificate/College		N/A	10/5/5/1	
EYSS Agreement		Not Eligible	5	
Community Connections		0%	4	0.00
Active Agency Accreditation		50%	4	2.00
Staff Clinical Licensure		0%	5	0.00
Behavior Management (threshold = 0)		100%	4	4.00
Incentives Total	7.45			6.00
Maximum total combined incentive credit allowed is 10 points.			Incentives Awarded	6.00

*Performance calculation descriptions can be found in the FY 2020 RBWO PBP Measurements and Standards Guide.

Child Protective Services Investigations and Dispositions

The following investigations data, which is not used for scoring but is considered significant to a provider's performance, is from Georgia SHINES and is not considered final or complete until the end of the fiscal year.

Total Reports:	0
Number Screened In:	0
Number Screened Out:	0
Number Substantiated:	0
Number Unsubstantiated:	1
Number Active CPS Investigations:	-1



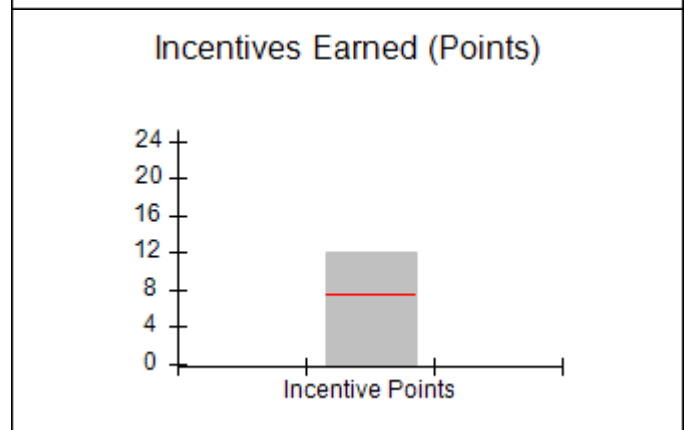
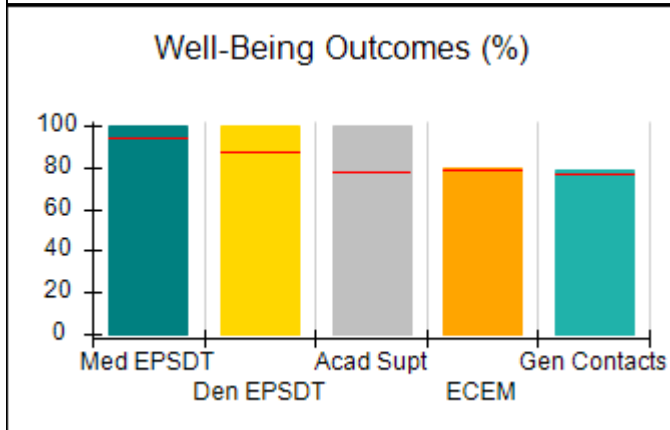
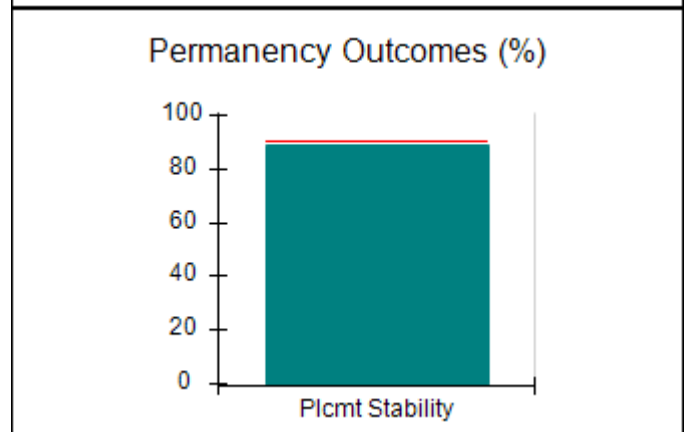
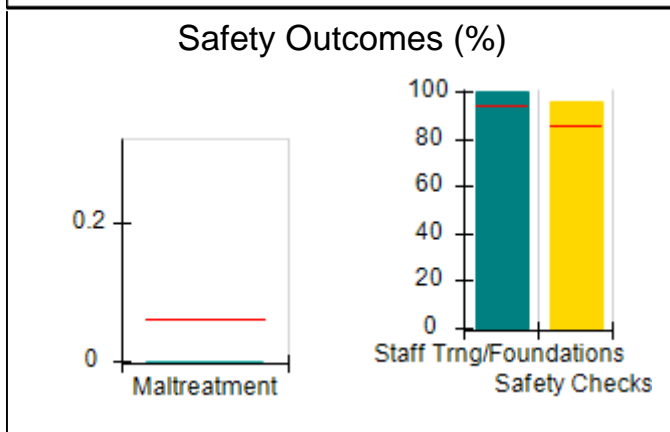
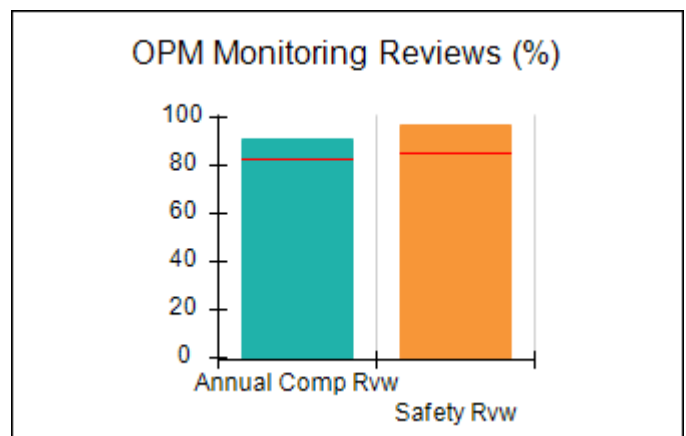
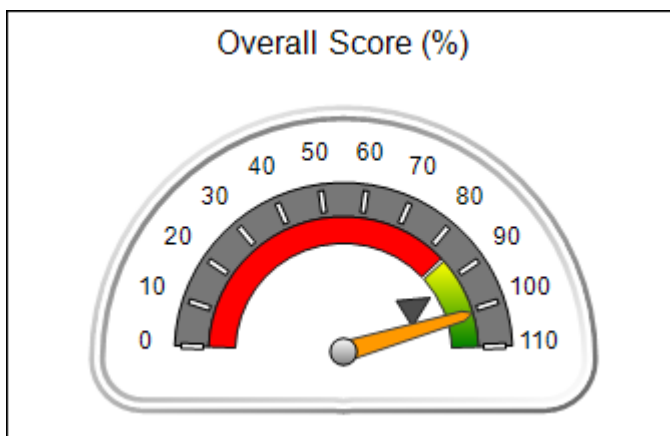
DHS, DFCS, Office of Provider Management
Performance-Based Placement Measures
RBWO Provider GA+SCORECARD - CCI



Report Quarter: Q3 FY2020

Provider/Program Name: Twin Cedars Youth Services - Bradfield Center (846) - CCI			
1022 East Depot St., LaGrange, GA 30240	Quarterly Scores (Grades)		Current Quarter Score (Grade)
Phone: 706-884-1717	Q1: 102.19 (A+)	Q2: 103.29 (A+)	100.92% (A+)
Vendor ID# 35610	Q3: 100.92 (A+)	Q4: N/A	
Program Census Information:	# Children in Care During Quarter: 9	# Placements During Quarter: 9	# Children in Care On Last Day: 6
Quarterly Provider Comparisons to All CCIs			

▼ — indicates average for all CCIs





Performance-Based Placement Measures

RBWO Provider GA+SCORECARD - CCI

Report Quarter: Q3 FY2020

Provider/Program Name: Twin Cedars Youth Services - Bradfield Center (846) - CCI				
1022 East Depot St., LaGrange, GA 30240		Quarterly Scores (Grades)		Current Quarter Score (Grade)
Phone: 706-884-1717		Q1: 102.19 (A+)	Q2: 103.29 (A+)	100.92% (A+)
Vendor ID# 35610		Q3: 100.92 (A+)	Q4: N/A	
Program Census Information:		# Children in Care During Quarter: 9	# Placements During Quarter: 9	# Children in Care On Last Day: 6
	Avg Performance All CCIs (%)	Provider Performance (%)*	Possible Points (Weight)	Provider Points Earned
OPM Monitoring Reviews				
Annual Comprehensive Reviews	82%	91%	25	22.81
Safety Reviews	85%	97%	15	14.50
Monitoring Sub-Total			40	37.31
CCI Safety Outcomes				
Incidence of Maltreatment	0.06%	No Substantiated Reports	10	10.00
Staff Training/Foundations	94%	100%	5	5.00
Staff Safety Checks	86%	96%	5	4.80
Safety Sub-Total			20	19.80
CCI Permanency Outcomes				
Placement Stability	90%	89%	15	13.35
Permanency Sub-Total			15	13.35
CCI Well-Being Outcomes				
EPSDT Medical Visits	94%	100%	4	4.00
EPSDT Dental Visits	88%	100%	4	4.00
Academic Supports	78%	100%	3	3.00
Provider ECEM Visits	79%	80%	7	5.60
Provider General Contacts	77%	79%	7	5.53
Placements with Siblings	35%	0%	Not Scored	Not Scored
Placements within Legal County	11%	0%	Not Scored	Not Scored
Well-Being Sub-Total			25	22.13
*Performance calculation descriptions can be found in the FY 2020 RBWO PBP Measurements and Standards Guide.				

Monitoring & Outcomes: Possible Points = 100		Points Earned = 92.59	
Score Before Incentives Credit			92.59%
Incentives Awarded			10.00 pts
PBP Verification			-1.67 pts
Total Score			100.92%



DHS, DFCS, Office of Provider Management
Performance-Based Placement Measures
RBWO Provider GA+SCORECARD - CCI
Report Quarter: Q3 FY2020



Provider/Program Name: Twin Cedars Youth Services - Bradfield Center (846) - CCI

Program Census Information:		# Children in Care During Quarter: 9	# Placements During Quarter: 9	# Children in Care On Last Day: 6
CCI Incentive Credits	Avg Performance All CCIs (Points)	Provider Performance (%)*	Possible Points (Weight)	Provider Points Earned
Early EPSDT Medical Visits		100%	2	2.00
Early EPSDT Dental Visits		100%	2	2.00
Permanency Contacts		None Planned	5	
Additional Academic Supports		0%	2	0.00
HS Grad/GED/Prof or Trade Certificate/College		N/A	10/5/5/1	
EYSS Agreement		Not Eligible	5	
Community Connections		0%	4	0.00
Active Agency Accreditation		100%	4	4.00
Staff Clinical Licensure		0%	5	0.00
Behavior Management (threshold = 0)		100%	4	4.00
Incentives Total	7.45			12.00
Maximum total combined incentive credit allowed is 10 points.			Incentives Awarded	10.00

*Performance calculation descriptions can be found in the FY 2020 RBWO PBP Measurements and Standards Guide.

Child Protective Services Investigations and Dispositions

The following investigations data, which is not used for scoring but is considered significant to a provider's performance, is from Georgia SHINES and is not considered final or complete until the end of the fiscal year.

Total Reports:	0
Number Screened In:	0
Number Screened Out:	0
Number Substantiated:	0
Number Unsubstantiated:	0
Number Active CPS Investigations:	0



DHS, DFCS, Office of Provider Management
Performance-Based Placement Measures
RBWO Provider GA+SCORECARD - CCI
Report Quarter: Q3 FY2020



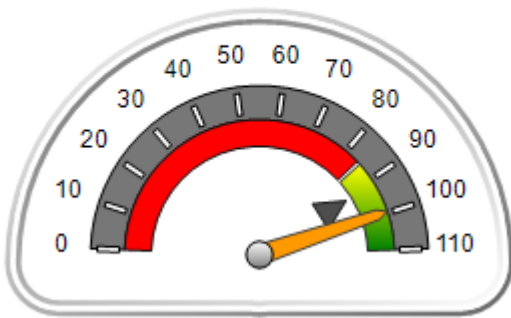
Provider/Program Name: Twin Cedars Youth Services - Connections (837) - CCI

1055 E. Depot Street, LaGrange, GA 30240	Quarterly Scores (Grades)		Current Quarter Score (Grade)
Phone: 706-884-1717	Q1: 98.68 (A+)	Q2: 101.05 (A+)	99.63% (A+)
Vendor ID# 35609	Q3: 99.63 (A+)	Q4: N/A	
Program Census Information:	# Children in Care During Quarter: 3	# Placements During Quarter: 3	# Children in Care On Last Day: 3

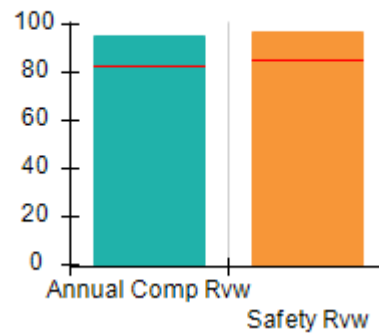
Quarterly Provider Comparisons to All CCIs

▼ — indicates average for all CCIs

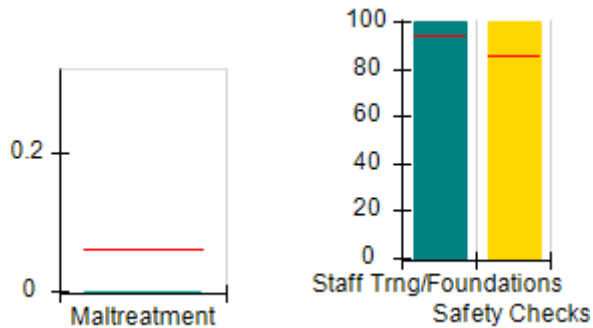
Overall Score (%)



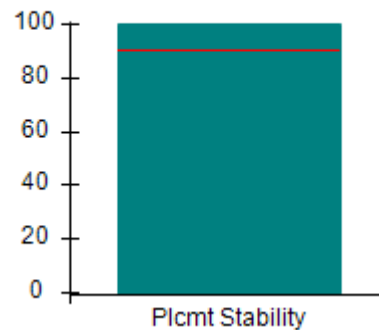
OPM Monitoring Reviews (%)



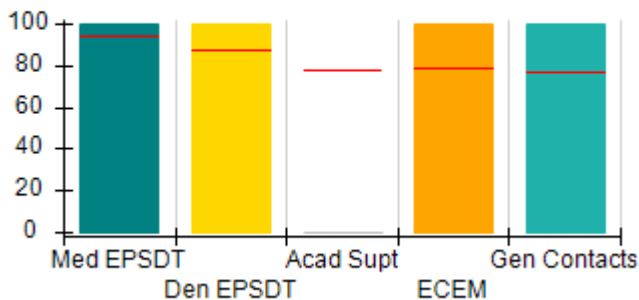
Safety Outcomes (%)



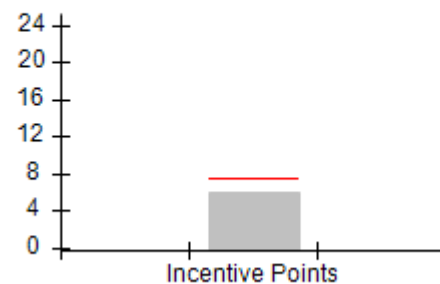
Permanency Outcomes (%)



Well-Being Outcomes (%)



Incentives Earned (Points)





DHS, DFCS, Office of Provider Management
Performance-Based Placement Measures
RBWO Provider GA+SCORECARD - CCI
 Report Quarter: Q3 FY2020



Provider/Program Name: Twin Cedars Youth Services - Connections (837) - CCI				
1055 E. Depot Street, LaGrange, GA 30240		Quarterly Scores (Grades)		Current Quarter Score (Grade)
Phone: 706-884-1717		Q1: 98.68 (A+)	Q2: 101.05 (A+)	99.63% (A+)
Vendor ID# 35609		Q3: 99.63 (A+)	Q4: N/A	
Program Census Information:		# Children in Care During Quarter: 3	# Placements During Quarter: 3	# Children in Care On Last Day: 3
	Avg Performance All CCIs (%)	Provider Performance (%)*	Possible Points (Weight)	Provider Points Earned
OPM Monitoring Reviews				
Annual Comprehensive Reviews	82%	95%	25	23.73
Safety Reviews	85%	97%	15	14.50
Monitoring Sub-Total			40	38.23
CCI Safety Outcomes				
Incidence of Maltreatment	0.06%	No Substantiated Reports	10	10.00
Staff Training/Foundations	94%	100%	5	5.00
Staff Safety Checks	86%	100%	5	5.00
Safety Sub-Total			20	20.00
CCI Permanency Outcomes				
Placement Stability	90%	100%	15	15.00
Permanency Sub-Total			15	15.00
CCI Well-Being Outcomes				
EPSDT Medical Visits	94%	100%	4	4.00
EPSDT Dental Visits	88%	100%	4	4.00
Academic Supports	78%	0%	3	0.00
Provider ECEM Visits	79%	100%	7	7.00
Provider General Contacts	77%	100%	7	7.00
Placements with Siblings	35%	0%	Not Scored	Not Scored
Placements within Legal County	11%	0%	Not Scored	Not Scored
Well-Being Sub-Total			25	22.00
*Performance calculation descriptions can be found in the FY 2020 RBWO PBP Measurements and Standards Guide.				

Monitoring & Outcomes: Possible Points = 100		Points Earned = 95.23	
Score Before Incentives Credit			95.23%
Incentives Awarded			6.00 pts
PBP Verification			-1.60 pts
Total Score			99.63%



DHS, DFCS, Office of Provider Management
Performance-Based Placement Measures
RBWO Provider GA+SCORECARD - CCI
Report Quarter: Q3 FY2020



Provider/Program Name: Twin Cedars Youth Services - Connections (837) - CCI

Program Census Information:		# Children in Care During Quarter: 3	# Placements During Quarter: 3	# Children in Care On Last Day: 3
CCI Incentive Credits	Avg Performance All CCIs (Points)	Provider Performance (%)*	Possible Points (Weight)	Provider Points Earned
Early EPSDT Medical Visits		Not Eligible	2	
Early EPSDT Dental Visits		Not Eligible	2	
Permanency Contacts		0%	5	0.00
Additional Academic Supports		0%	2	0.00
HS Grad/GED/Prof or Trade Certificate/College		N/A	10/5/5/1	
EYSS Agreement		Not Eligible	5	
Community Connections		0%	4	0.00
Active Agency Accreditation		50%	4	2.00
Staff Clinical Licensure		0%	5	0.00
Behavior Management (threshold = 0)		100%	4	4.00
Incentives Total	7.45			6.00
Maximum total combined incentive credit allowed is 10 points.			Incentives Awarded	6.00

*Performance calculation descriptions can be found in the FY 2020 RBWO PBP Measurements and Standards Guide.

Child Protective Services Investigations and Dispositions

The following investigations data, which is not used for scoring but is considered significant to a provider's performance, is from Georgia SHINES and is not considered final or complete until the end of the fiscal year.

Total Reports:	0
Number Screened In:	0
Number Screened Out:	0
Number Substantiated:	0
Number Unsubstantiated:	0
Number Active CPS Investigations:	0

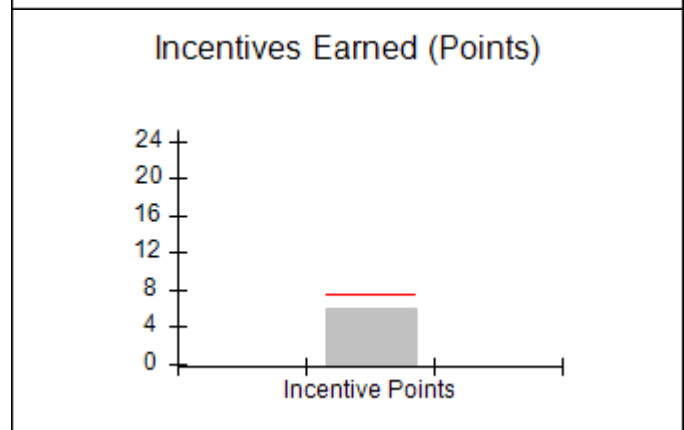
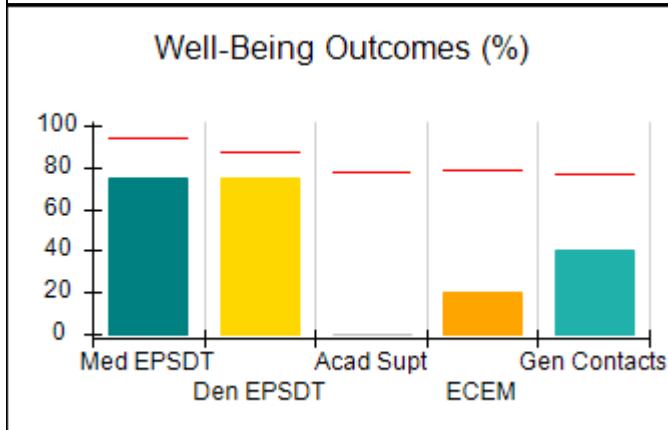
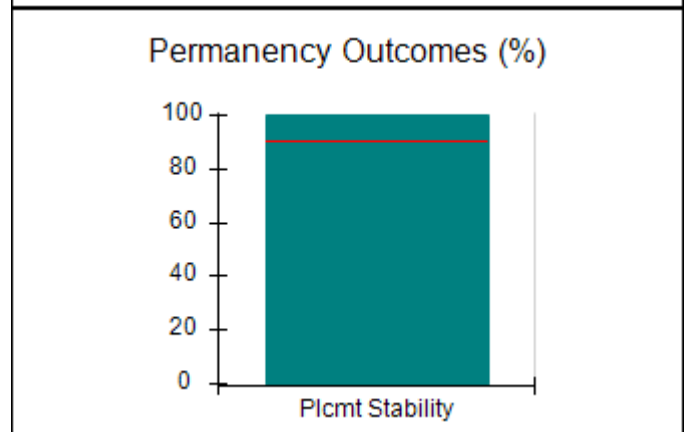
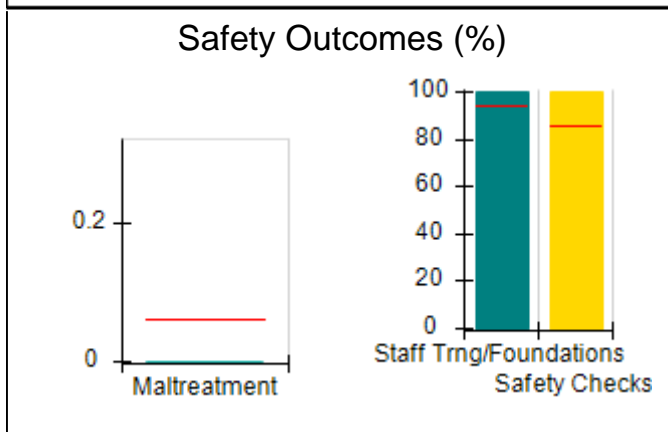
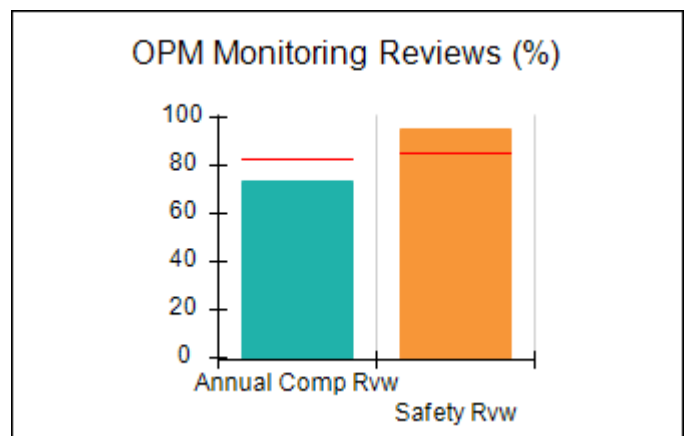
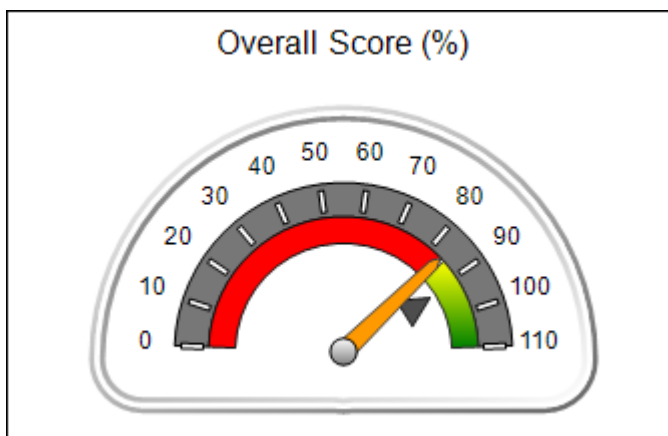


DHS, DFCS, Office of Provider Management
Performance-Based Placement Measures
RBWO Provider GA+SCORECARD - CCI
Report Quarter: Q3 FY2020



Provider/Program Name: Twin Cedars Youth Services - Reality House (841) - CCI			
907 Double Churches Rd., Columbus, GA 31904	Quarterly Scores (Grades)		Current Quarter Score (Grade)
Phone: 706-322-8984	Q1: 85.54 (B)	Q2: 81.94 (B-)	83.74% (B-)
Vendor ID# 35621	Q3: 83.74 (B-)	Q4: N/A	
Program Census Information:	# Children in Care During Quarter: 4	# Placements During Quarter: 4	# Children in Care On Last Day: 3
Quarterly Provider Comparisons to All CCIs			

▼ — indicates average for all CCIs





DHS, DFCS, Office of Provider Management
Performance-Based Placement Measures
RBWO Provider GA+SCORECARD - CCI
 Report Quarter: Q3 FY2020



Provider/Program Name: Twin Cedars Youth Services - Reality House (841) - CCI				
907 Double Churches Rd., Columbus, GA 31904		Quarterly Scores (Grades)		Current Quarter Score (Grade)
Phone: 706-322-8984		Q1: 85.54 (B)	Q2: 81.94 (B-)	83.74% (B-)
Vendor ID# 35621		Q3: 83.74 (B-)	Q4: N/A	
Program Census Information:		# Children in Care During Quarter: 4	# Placements During Quarter: 4	# Children in Care On Last Day: 3
	Avg Performance All CCIs (%)	Provider Performance (%)*	Possible Points (Weight)	Provider Points Earned
OPM Monitoring Reviews				
Annual Comprehensive Reviews	82%	73%	25	18.29
Safety Reviews	85%	95%	15	14.25
Monitoring Sub-Total			40	32.54
CCI Safety Outcomes				
Incidence of Maltreatment	0.06%	No Substantiated Reports	10	10.00
Staff Training/Foundations	94%	100%	5	5.00
Staff Safety Checks	86%	100%	5	5.00
Safety Sub-Total			20	20.00
CCI Permanency Outcomes				
Placement Stability	90%	100%	15	15.00
Permanency Sub-Total			15	15.00
CCI Well-Being Outcomes				
EPSDT Medical Visits	94%	75%	4	3.00
EPSDT Dental Visits	88%	75%	4	3.00
Academic Supports	78%	0%	3	0.00
Provider ECEM Visits	79%	20%	7	1.40
Provider General Contacts	77%	40%	7	2.80
Placements with Siblings	35%	Not Eligible	Not Scored	Not Scored
Placements within Legal County	11%	Not Eligible	Not Scored	Not Scored
Well-Being Sub-Total			25	10.20
*Performance calculation descriptions can be found in the FY 2020 RBWO PBP Measurements and Standards Guide.				

Monitoring & Outcomes: Possible Points = 100		Points Earned = 77.74	
Score Before Incentives Credit			77.74%
Incentives Awarded			6.00 pts
PBP Verification			N/A pts
Total Score			83.74%



DHS, DFCS, Office of Provider Management
Performance-Based Placement Measures
RBWO Provider GA+SCORECARD - CCI
Report Quarter: Q3 FY2020



Provider/Program Name: Twin Cedars Youth Services - Reality House (841) - CCI

Program Census Information:		# Children in Care During Quarter: 4	# Placements During Quarter: 4	# Children in Care On Last Day: 3
CCI Incentive Credits	Avg Performance All CCIs (Points)	Provider Performance (%)*	Possible Points (Weight)	Provider Points Earned
Early EPSDT Medical Visits		0%	2	0.00
Early EPSDT Dental Visits		0%	2	0.00
Permanency Contacts		0%	5	0.00
Additional Academic Supports		0%	2	0.00
HS Grad/GED/Prof or Trade Certificate/College		N/A	10/5/5/1	
EYSS Agreement		Not Eligible	5	
Community Connections		0%	4	0.00
Active Agency Accreditation		50%	4	2.00
Staff Clinical Licensure		0%	5	0.00
Behavior Management (threshold = 0)		100%	4	4.00
Incentives Total	7.45			6.00
Maximum total combined incentive credit allowed is 10 points.			Incentives Awarded	6.00

*Performance calculation descriptions can be found in the FY 2020 RBWO PBP Measurements and Standards Guide.

Child Protective Services Investigations and Dispositions

The following investigations data, which is not used for scoring but is considered significant to a provider's performance, is from Georgia SHINES and is not considered final or complete until the end of the fiscal year.

Total Reports:	0
Number Screened In:	0
Number Screened Out:	0
Number Substantiated:	0
Number Unsubstantiated:	0
Number Active CPS Investigations:	0

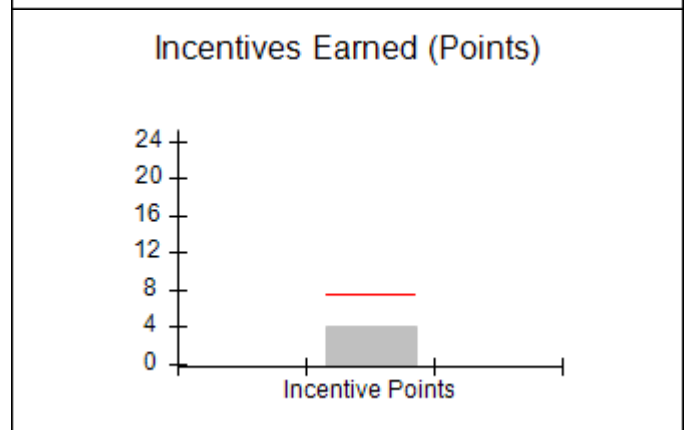
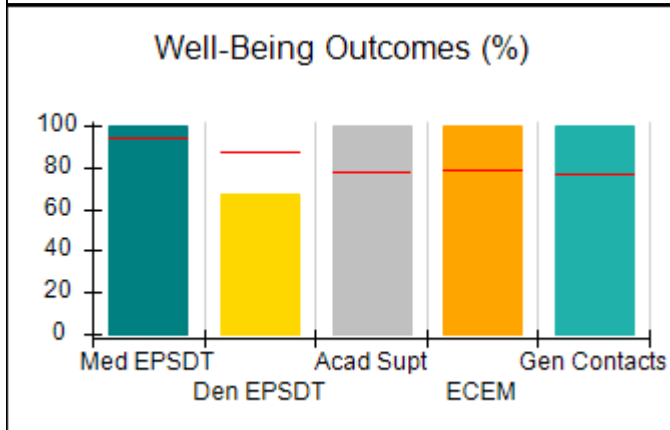
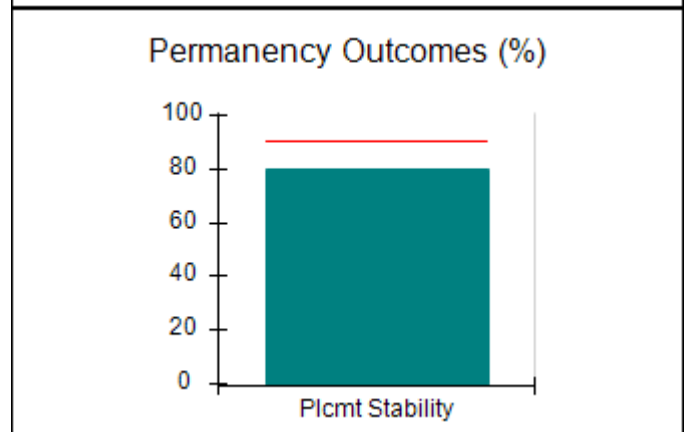
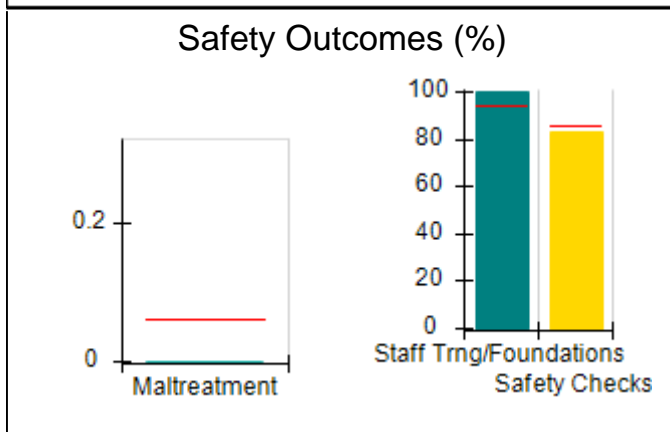
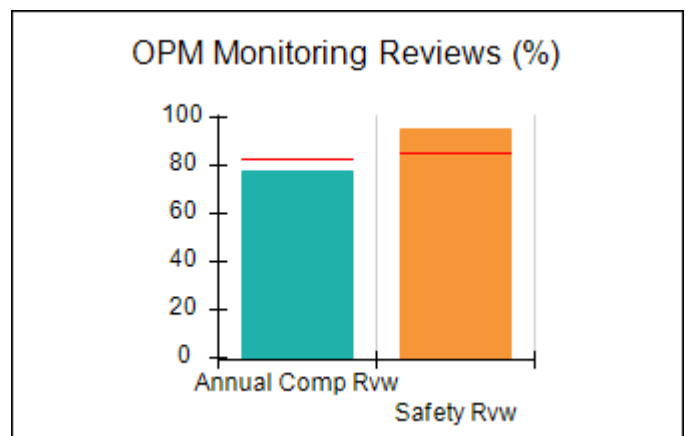
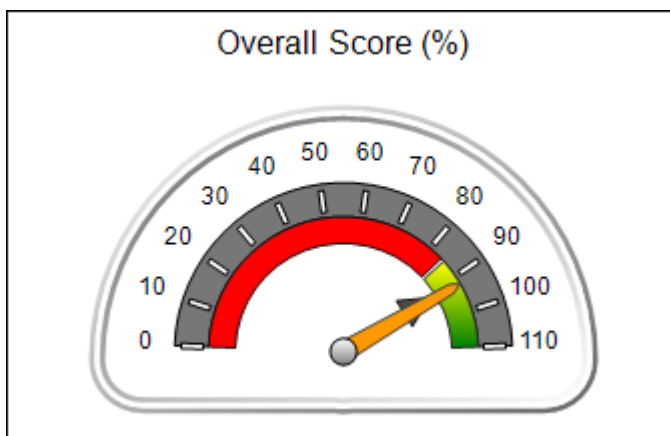


DHS, DFCS, Office of Provider Management
Performance-Based Placement Measures
RBWO Provider GA+SCORECARD - CCI
Report Quarter: Q3 FY2020



Provider/Program Name: Vanessa's Place - (5162) - CCI			
655 Post Road Drive, Stone Mountain, GA 30088	Quarterly Scores (Grades)		Current Quarter Score (Grade)
Phone: 404-234-8512	Q1: 96.80 (A)	Q2: 93.28 (A-)	92.38% (A-)
Vendor ID# 46470	Q3: 92.38 (A-)	Q4: N/A	
Program Census Information:	# Children in Care During Quarter: 5	# Placements During Quarter: 5	# Children in Care On Last Day: 3
Quarterly Provider Comparisons to All CCIs			

▼ — indicates average for all CCIs





DHS, DFCS, Office of Provider Management
Performance-Based Placement Measures
RBWO Provider GA+SCORECARD - CCI
 Report Quarter: Q3 FY2020



Provider/Program Name: Vanessa's Place - (5162) - CCI				
655 Post Road Drive, Stone Mountain, GA 30088		Quarterly Scores (Grades)		Current Quarter Score (Grade)
Phone: 404-234-8512		Q1: 96.80 (A)	Q2: 93.28 (A-)	92.38% (A-)
Vendor ID# 46470		Q3: 92.38 (A-)	Q4: N/A	
Program Census Information:		# Children in Care During Quarter: 5	# Placements During Quarter: 5	# Children in Care On Last Day: 3
	Avg Performance All CCIs (%)	Provider Performance (%)*	Possible Points (Weight)	Provider Points Earned
OPM Monitoring Reviews				
Annual Comprehensive Reviews	82%	77%	25	19.30
Safety Reviews	85%	95%	15	14.25
Monitoring Sub-Total			40	33.55
CCI Safety Outcomes				
Incidence of Maltreatment	0.06%	No Substantiated Reports	10	10.00
Staff Training/Foundations	94%	100%	5	5.00
Staff Safety Checks	86%	83%	5	4.15
Safety Sub-Total			20	19.15
CCI Permanency Outcomes				
Placement Stability	90%	80%	15	12.00
Permanency Sub-Total			15	12.00
CCI Well-Being Outcomes				
EPSDT Medical Visits	94%	100%	4	4.00
EPSDT Dental Visits	88%	67%	4	2.68
Academic Supports	78%	100%	3	3.00
Provider ECEM Visits	79%	100%	7	7.00
Provider General Contacts	77%	100%	7	7.00
Placements with Siblings	35%	0%	Not Scored	Not Scored
Placements within Legal County	11%	0%	Not Scored	Not Scored
Well-Being Sub-Total			25	23.68
*Performance calculation descriptions can be found in the FY 2020 RBWO PBP Measurements and Standards Guide.				

Monitoring & Outcomes: Possible Points = 100		Points Earned = 88.38	
Score Before Incentives Credit			88.38%
Incentives Awarded			4.00 pts
PBP Verification			N/A pts
Total Score			92.38%



DHS, DFCS, Office of Provider Management
Performance-Based Placement Measures
RBWO Provider GA+SCORECARD - CCI
Report Quarter: Q3 FY2020



Provider/Program Name: Vanessa's Place - (5162) - CCI

Program Census Information:		# Children in Care During Quarter: 5	# Placements During Quarter: 5	# Children in Care On Last Day: 3
CCI Incentive Credits	Avg Performance All CCIs (Points)	Provider Performance (%)*	Possible Points (Weight)	Provider Points Earned
Early EPSDT Medical Visits		Not Eligible	2	
Early EPSDT Dental Visits		0%	2	0.00
Permanency Contacts		None Planned	5	
Additional Academic Supports		0%	2	0.00
HS Grad/GED/Prof or Trade Certificate/College		N/A	10/5/5/1	
EYSS Agreement		Not Eligible	5	
Community Connections		0%	4	0.00
Active Agency Accreditation		0%	4	0.00
Staff Clinical Licensure		0%	5	0.00
Behavior Management (threshold = 0)		100%	4	4.00
Incentives Total	7.45			4.00
Maximum total combined incentive credit allowed is 10 points.			Incentives Awarded	4.00

*Performance calculation descriptions can be found in the FY 2020 RBWO PBP Measurements and Standards Guide.

Child Protective Services Investigations and Dispositions

The following investigations data, which is not used for scoring but is considered significant to a provider's performance, is from Georgia SHINES and is not considered final or complete until the end of the fiscal year.

Total Reports:	0
Number Screened In:	0
Number Screened Out:	0
Number Substantiated:	0
Number Unsubstantiated:	0
Number Active CPS Investigations:	0



DHS, DFCS, Office of Provider Management

Performance-Based Placement Measures

RBWO Provider GA+SCORECARD - CCI

Report Quarter: Q3 FY2020



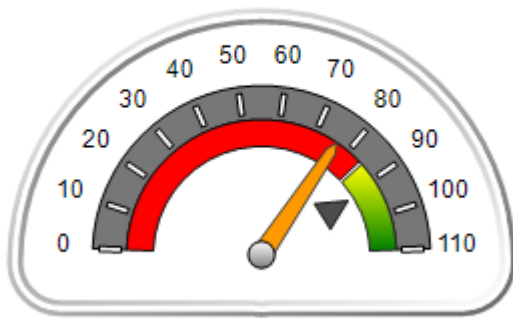
Provider/Program Name: Vashti Center, The - (852) - CCI

1815 E. Clay St., Thomasville, GA 31792	Quarterly Scores (Grades)		Current Quarter Score (Grade)
Phone: 229-226-4634	Q1: 92.03 (A-)	Q2: 87.03 (B+)	76.26% (C)
Vendor ID# 35629	Q3: 76.26 (C)	Q4: N/A	
Program Census Information:	# Children in Care During Quarter: 23	# Placements During Quarter: 23	# Children in Care On Last Day: 21

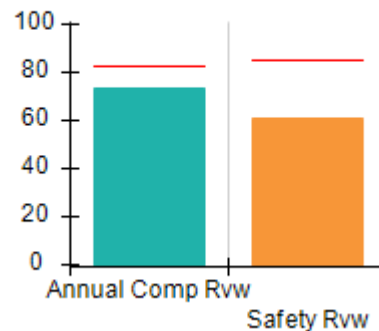
Quarterly Provider Comparisons to All CCIs

▼ indicates average for all CCIs

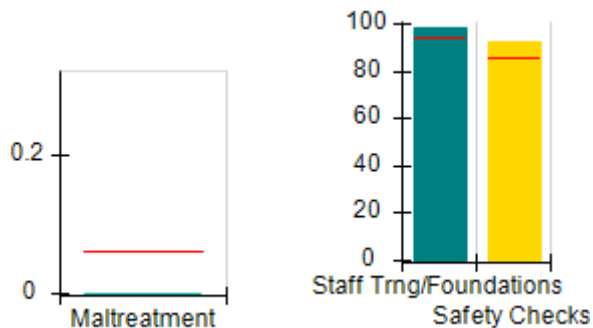
Overall Score (%)



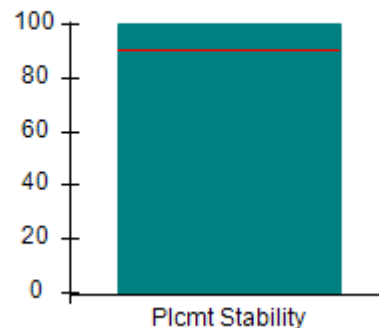
OPM Monitoring Reviews (%)



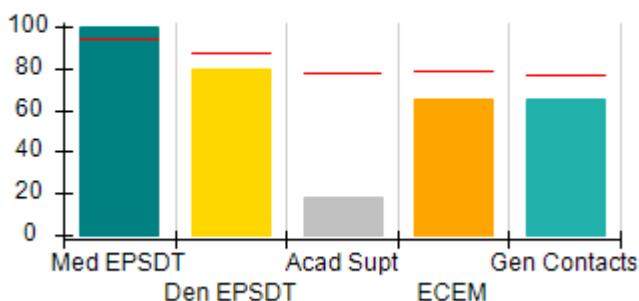
Safety Outcomes (%)



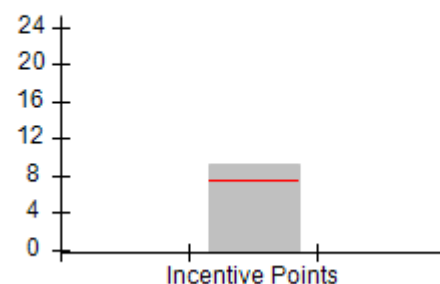
Permanency Outcomes (%)



Well-Being Outcomes (%)



Incentives Earned (Points)





DHS, DFCS, Office of Provider Management
Performance-Based Placement Measures
RBWO Provider GA+SCORECARD - CCI
 Report Quarter: Q3 FY2020



Provider/Program Name: Vashti Center, The - (852) - CCI				
1815 E. Clay St., Thomasville, GA 31792		Quarterly Scores (Grades)		Current Quarter Score (Grade)
Phone: 229-226-4634		Q1: 92.03 (A-)	Q2: 87.03 (B+)	76.26% (C)
Vendor ID# 35629		Q3: 76.26 (C)	Q4: N/A	
Program Census Information:		# Children in Care During Quarter: 23	# Placements During Quarter: 23	# Children in Care On Last Day: 21
	Avg Performance All CCIs (%)	Provider Performance (%)*	Possible Points (Weight)	Provider Points Earned
OPM Monitoring Reviews				
Annual Comprehensive Reviews	82%	74%	25	18.43
Safety Reviews	85%	61%	15	9.19
Monitoring Sub-Total			40	27.61
CCI Safety Outcomes				
Incidence of Maltreatment	0.06%	No Substantiated Reports	10	10.00
Staff Training/Foundations	94%	98%	5	4.90
Staff Safety Checks	86%	92%	5	4.60
Safety Sub-Total			20	19.50
CCI Permanency Outcomes				
Placement Stability	90%	100%	15	15.00
Permanency Sub-Total			15	15.00
CCI Well-Being Outcomes				
EPSDT Medical Visits	94%	100%	4	4.00
EPSDT Dental Visits	88%	80%	4	3.20
Academic Supports	78%	18%	3	0.54
Provider ECEM Visits	79%	65%	7	4.55
Provider General Contacts	77%	65%	7	4.55
Placements with Siblings	35%	0%	Not Scored	Not Scored
Placements within Legal County	11%	0%	Not Scored	Not Scored
Well-Being Sub-Total			25	16.84
*Performance calculation descriptions can be found in the FY 2020 RBWO PBP Measurements and Standards Guide.				

Monitoring & Outcomes: Possible Points = 100		Points Earned = 78.95	
Score Before Incentives Credit			78.95%
Incentives Awarded			9.12 pts
PBP Verification			-11.81 pts
Total Score			76.26%



DHS, DFCS, Office of Provider Management
Performance-Based Placement Measures
RBWO Provider GA+SCORECARD - CCI
Report Quarter: Q3 FY2020



Provider/Program Name: Vashti Center, The - (852) - CCI

Program Census Information:		# Children in Care During Quarter: 23	# Placements During Quarter: 23	# Children in Care On Last Day: 21
CCI Incentive Credits	Avg Performance All CCIs (Points)	Provider Performance (%)*	Possible Points (Weight)	Provider Points Earned
Early EPSDT Medical Visits		100%	2	2.00
Early EPSDT Dental Visits		56%	2	1.12
Permanency Contacts		0%	5	0.00
Additional Academic Supports		0%	2	0.00
HS Grad/GED/Prof or Trade Certificate/College		N/A	10/5/5/1	
EYSS Agreement		0%	5	0.00
Community Connections		0%	4	0.00
Active Agency Accreditation		50%	4	2.00
Staff Clinical Licensure		0%	5	0.00
Behavior Management (threshold = 0)		100%	4	4.00
Incentives Total	7.45			9.12
Maximum total combined incentive credit allowed is 10 points.			Incentives Awarded	9.12

*Performance calculation descriptions can be found in the FY 2020 RBWO PBP Measurements and Standards Guide.

Child Protective Services Investigations and Dispositions

The following investigations data, which is not used for scoring but is considered significant to a provider's performance, is from Georgia SHINES and is not considered final or complete until the end of the fiscal year.

Total Reports:	0
Number Screened In:	0
Number Screened Out:	0
Number Substantiated:	0
Number Unsubstantiated:	0
Number Active CPS Investigations:	0



DHS, DFCS, Office of Provider Management
Performance-Based Placement Measures
RBWO Provider GA+SCORECARD - CCI
Report Quarter: Q3 FY2020



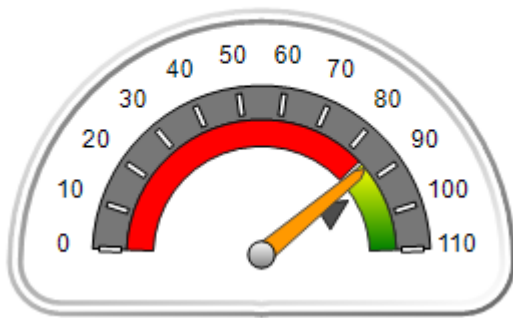
Provider/Program Name: Visions of Hope for Boys - (978) - CCI

3196 Bonway Drive, Decatur, GA 30032	Quarterly Scores (Grades)		Current Quarter Score (Grade)
Phone: 404-290-5828	Q1: 78.68 (C+)	Q2: 86.36 (B)	86.46% (B)
Vendor ID# 40239	Q3: 86.46 (B)	Q4: N/A	
Program Census Information:	# Children in Care During Quarter: 5	# Placements During Quarter: 5	# Children in Care On Last Day: 3

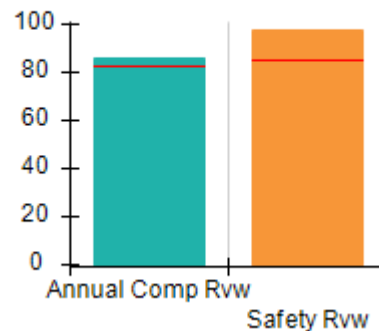
Quarterly Provider Comparisons to All CCIs

▼ — indicates average for all CCIs

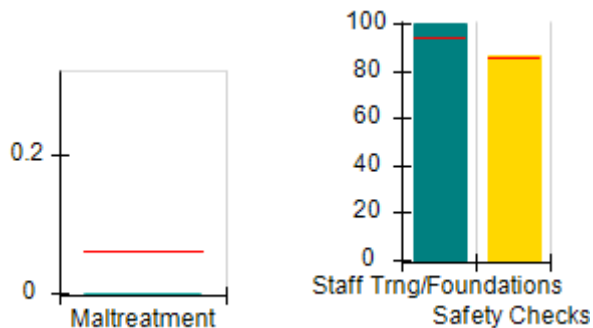
Overall Score (%)



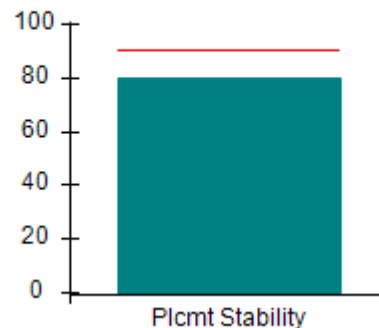
OPM Monitoring Reviews (%)



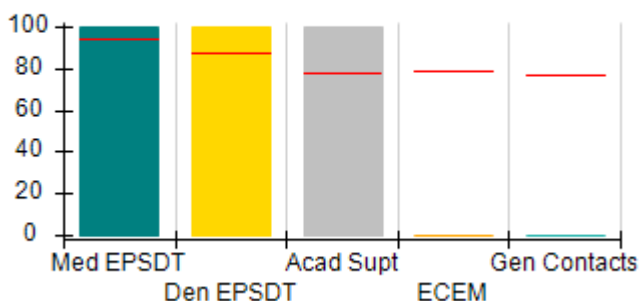
Safety Outcomes (%)



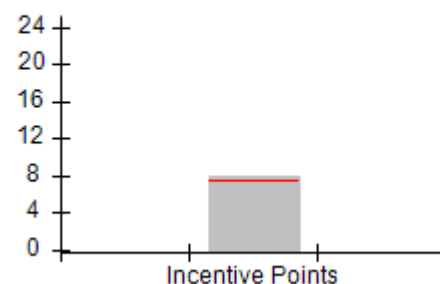
Permanency Outcomes (%)



Well-Being Outcomes (%)



Incentives Earned (Points)





DHS, DFCS, Office of Provider Management
Performance-Based Placement Measures
RBWO Provider GA+SCORECARD - CCI
 Report Quarter: Q3 FY2020



Provider/Program Name: Visions of Hope for Boys - (978) - CCI				
3196 Bonway Drive, Decatur, GA 30032		Quarterly Scores (Grades)		Current Quarter Score (Grade)
Phone: 404-290-5828		Q1: 78.68 (C+)	Q2: 86.36 (B)	86.46% (B)
Vendor ID# 40239		Q3: 86.46 (B)	Q4: N/A	
Program Census Information:		# Children in Care During Quarter: 5	# Placements During Quarter: 5	# Children in Care On Last Day: 3
	Avg Performance All CCIs (%)	Provider Performance (%)*	Possible Points (Weight)	Provider Points Earned
OPM Monitoring Reviews				
Annual Comprehensive Reviews	82%	86%	25	21.53
Safety Reviews	85%	98%	15	14.63
Monitoring Sub-Total			40	36.16
CCI Safety Outcomes				
Incidence of Maltreatment	0.06%	No Substantiated Reports	10	10.00
Staff Training/Foundations	94%	100%	5	5.00
Staff Safety Checks	86%	86%	5	4.30
Safety Sub-Total			20	19.30
CCI Permanency Outcomes				
Placement Stability	90%	80%	15	12.00
Permanency Sub-Total			15	12.00
CCI Well-Being Outcomes				
EPSDT Medical Visits	94%	100%	4	4.00
EPSDT Dental Visits	88%	100%	4	4.00
Academic Supports	78%	100%	3	3.00
Provider ECEM Visits	79%	0%	7	0.00
Provider General Contacts	77%	0%	7	0.00
Placements with Siblings	35%	Not Eligible	Not Scored	Not Scored
Placements within Legal County	11%	25%	Not Scored	Not Scored
Well-Being Sub-Total			25	11.00
*Performance calculation descriptions can be found in the FY 2020 RBWO PBP Measurements and Standards Guide.				

Monitoring & Outcomes: Possible Points = 100		Points Earned = 78.46	
Score Before Incentives Credit			78.46%
Incentives Awarded			8.00 pts
PBP Verification			N/A pts
Total Score			86.46%



DHS, DFCS, Office of Provider Management
Performance-Based Placement Measures
RBWO Provider GA+SCORECARD - CCI
Report Quarter: Q3 FY2020



Provider/Program Name: Visions of Hope for Boys - (978) - CCI

Program Census Information:		# Children in Care During Quarter: 5	# Placements During Quarter: 5	# Children in Care On Last Day: 3
CCI Incentive Credits	Avg Performance All CCIs (Points)	Provider Performance (%)*	Possible Points (Weight)	Provider Points Earned
Early EPSDT Medical Visits		100%	2	2.00
Early EPSDT Dental Visits		100%	2	2.00
Permanency Contacts		0%	5	0.00
Additional Academic Supports		0%	2	0.00
HS Grad/GED/Prof or Trade Certificate/College		N/A	10/5/5/1	
EYSS Agreement		Not Eligible	5	
Community Connections		0%	4	0.00
Active Agency Accreditation		0%	4	0.00
Staff Clinical Licensure		0%	5	0.00
Behavior Management (threshold = 0)		100%	4	4.00
Incentives Total	7.45			8.00
Maximum total combined incentive credit allowed is 10 points.			Incentives Awarded	8.00

*Performance calculation descriptions can be found in the FY 2020 RBWO PBP Measurements and Standards Guide.

Child Protective Services Investigations and Dispositions

The following investigations data, which is not used for scoring but is considered significant to a provider's performance, is from Georgia SHINES and is not considered final or complete until the end of the fiscal year.

Total Reports:	0
Number Screened In:	0
Number Screened Out:	0
Number Substantiated:	0
Number Unsubstantiated:	0
Number Active CPS Investigations:	0



DHS, DFCS, Office of Provider Management
Performance-Based Placement Measures
RBWO Provider GA+SCORECARD - CCI
Report Quarter: Q3 FY2020



Provider/Program Name: Weekes House, Inc. - Weekes House (5178) - CCI			
5430 Rocky Pine Drive, Lithonia, GA 30038	Quarterly Scores (Grades)		Current Quarter Score (Grade)
Phone: 678-418-6450	Q1: 94.76 (A)	Q2: 88.97 (B+)	83.01% (B-)
Vendor ID# 124200	Q3: 83.01 (B-)	Q4: N/A	
Program Census Information:	# Children in Care During Quarter: 7	# Placements During Quarter: 7	# Children in Care On Last Day: 6
Quarterly Provider Comparisons to All CCIs			

▼ — indicates average for all CCIs





DHS, DFCS, Office of Provider Management
Performance-Based Placement Measures
RBWO Provider GA+SCORECARD - CCI
 Report Quarter: Q3 FY2020



Provider/Program Name: Weekes House, Inc. - Weekes House (5178) - CCI				
5430 Rocky Pine Drive, Lithonia, GA 30038		Quarterly Scores (Grades)		Current Quarter Score (Grade)
Phone: 678-418-6450		Q1: 94.76 (A)	Q2: 88.97 (B+)	83.01% (B-)
Vendor ID# 124200		Q3: 83.01 (B-)	Q4: N/A	
Program Census Information:		# Children in Care During Quarter: 7	# Placements During Quarter: 7	# Children in Care On Last Day: 6
	Avg Performance All CCIs (%)	Provider Performance (%)*	Possible Points (Weight)	Provider Points Earned
OPM Monitoring Reviews				
Annual Comprehensive Reviews	82%	87%	25	21.65
Safety Reviews	85%	95%	15	14.25
Monitoring Sub-Total			40	35.90
CCI Safety Outcomes				
Incidence of Maltreatment	0.06%	No Substantiated Reports	10	10.00
Staff Training/Foundations	94%	100%	5	5.00
Staff Safety Checks	86%	20%	5	1.00
Safety Sub-Total			20	16.00
CCI Permanency Outcomes				
Placement Stability	90%	86%	15	12.90
Permanency Sub-Total			15	12.90
CCI Well-Being Outcomes				
EPSDT Medical Visits	94%	14%	4	0.56
EPSDT Dental Visits	88%	14%	4	0.56
Academic Supports	78%	0%	3	0.00
Provider ECEM Visits	79%	83%	7	5.81
Provider General Contacts	77%	100%	7	7.00
Placements with Siblings	35%	0%	Not Scored	Not Scored
Placements within Legal County	11%	0%	Not Scored	Not Scored
Well-Being Sub-Total			25	13.93
*Performance calculation descriptions can be found in the FY 2020 RBWO PBP Measurements and Standards Guide.				

Monitoring & Outcomes: Possible Points = 100		Points Earned = 78.73	
Score Before Incentives Credit			78.73%
Incentives Awarded			4.28 pts
PBP Verification			N/A pts
Total Score			83.01%



DHS, DFCS, Office of Provider Management
Performance-Based Placement Measures
RBWO Provider GA+SCORECARD - CCI
Report Quarter: Q3 FY2020



Provider/Program Name: Weekes House, Inc. - Weekes House (5178) - CCI

Program Census Information:		# Children in Care During Quarter: 7	# Placements During Quarter: 7	# Children in Care On Last Day: 6
CCI Incentive Credits	Avg Performance All CCIs (Points)	Provider Performance (%)*	Possible Points (Weight)	Provider Points Earned
Early EPSDT Medical Visits		0%	2	0.00
Early EPSDT Dental Visits		14%	2	0.28
Permanency Contacts		0%	5	0.00
Additional Academic Supports		0%	2	0.00
HS Grad/GED/Prof or Trade Certificate/College		N/A	10/5/5/1	
EYSS Agreement		0%	5	0.00
Community Connections		0%	4	0.00
Active Agency Accreditation		0%	4	0.00
Staff Clinical Licensure		0%	5	0.00
Behavior Management (threshold = 0)		100%	4	4.00
Incentives Total	7.45			4.28
Maximum total combined incentive credit allowed is 10 points.			Incentives Awarded	4.28

*Performance calculation descriptions can be found in the FY 2020 RBWO PBP Measurements and Standards Guide.

Child Protective Services Investigations and Dispositions

The following investigations data, which is not used for scoring but is considered significant to a provider's performance, is from Georgia SHINES and is not considered final or complete until the end of the fiscal year.

Total Reports:	0
Number Screened In:	0
Number Screened Out:	0
Number Substantiated:	0
Number Unsubstantiated:	0
Number Active CPS Investigations:	0



DHS, DFCS, Office of Provider Management
Performance-Based Placement Measures
RBWO Provider GA+SCORECARD - CCI
Report Quarter: Q3 FY2020



Provider/Program Name: Wellspring Living, Inc. - (5168) - CCI			
3965 Roosevelt Hwy, Union City, GA 30349	Quarterly Scores (Grades)		Current Quarter Score (Grade)
Phone: 770-631-8888	Q1: 100.76 (A+)	Q2: 102.01 (A+)	102.92% (A+)
Vendor ID# 119326	Q3: 102.92 (A+)	Q4: N/A	
Program Census Information:	# Children in Care During Quarter: 11	# Placements During Quarter: 13	# Children in Care On Last Day: 8
Quarterly Provider Comparisons to All CCIs			

▼ — indicates average for all CCIs





DHS, DFCS, Office of Provider Management
Performance-Based Placement Measures
RBWO Provider GA+SCORECARD - CCI
 Report Quarter: Q3 FY2020



Provider/Program Name: Wellspring Living, Inc. - (5168) - CCI				
3965 Roosevelt Hwy, Union City, GA 30349		Quarterly Scores (Grades)		Current Quarter Score (Grade)
Phone: 770-631-8888		Q1: 100.76 (A+)	Q2: 102.01 (A+)	102.92% (A+)
Vendor ID# 119326		Q3: 102.92 (A+)	Q4: N/A	
Program Census Information:		# Children in Care During Quarter: 11	# Placements During Quarter: 13	# Children in Care On Last Day: 8
	Avg Performance All CCIs (%)	Provider Performance (%)*	Possible Points (Weight)	Provider Points Earned
OPM Monitoring Reviews				
Annual Comprehensive Reviews	82%	82%	25	20.62
Safety Reviews	85%	95%	15	14.25
Monitoring Sub-Total			40	34.87
CCI Safety Outcomes				
Incidence of Maltreatment	0.06%	No Substantiated Reports	10	10.00
Staff Training/Foundations	94%	100%	5	5.00
Staff Safety Checks	86%	97%	5	4.85
Safety Sub-Total			20	19.85
CCI Permanency Outcomes				
Placement Stability	90%	100%	15	15.00
Permanency Sub-Total			15	15.00
CCI Well-Being Outcomes				
EPSDT Medical Visits	94%	100%	4	4.00
EPSDT Dental Visits	88%	100%	4	4.00
Academic Supports	78%	96%	3	2.88
Provider ECEM Visits	79%	88%	7	6.16
Provider General Contacts	77%	88%	7	6.16
Placements with Siblings	35%	0%	Not Scored	Not Scored
Placements within Legal County	11%	33%	Not Scored	Not Scored
Well-Being Sub-Total			25	23.20
*Performance calculation descriptions can be found in the FY 2020 RBWO PBP Measurements and Standards Guide.				

Monitoring & Outcomes: Possible Points = 100		Points Earned = 92.92	
Score Before Incentives Credit			92.92%
Incentives Awarded			10.00 pts
PBP Verification			N/A pts
Total Score			102.92%



DHS, DFCS, Office of Provider Management
Performance-Based Placement Measures
RBWO Provider GA+SCORECARD - CCI
Report Quarter: Q3 FY2020



Provider/Program Name: Wellspring Living, Inc. - (5168) - CCI

Program Census Information:		# Children in Care During Quarter: 11	# Placements During Quarter: 13	# Children in Care On Last Day: 8
CCI Incentive Credits	Avg Performance All CCIs (Points)	Provider Performance (%)*	Possible Points (Weight)	Provider Points Earned
Early EPSDT Medical Visits		100%	2	2.00
Early EPSDT Dental Visits		100%	2	2.00
Permanency Contacts		0%	5	0.00
Additional Academic Supports		88%	2	1.76
HS Grad/GED/Prof or Trade Certificate/College		N/A	10/5/5/1	
EYSS Agreement		Not Eligible	5	
Community Connections		0%	4	0.00
Active Agency Accreditation		0%	4	0.00
Staff Clinical Licensure		10%	5	0.50
Behavior Management (threshold = 0)		100%	4	4.00
Incentives Total	7.45			10.26
Maximum total combined incentive credit allowed is 10 points.			Incentives Awarded	10.00

*Performance calculation descriptions can be found in the FY 2020 RBWO PBP Measurements and Standards Guide.

Child Protective Services Investigations and Dispositions

The following investigations data, which is not used for scoring but is considered significant to a provider's performance, is from Georgia SHINES and is not considered final or complete until the end of the fiscal year.

Total Reports:	6
Number Screened In:	6
Number Screened Out:	0
Number Substantiated:	0
Number Unsubstantiated:	6
Number Active CPS Investigations:	0

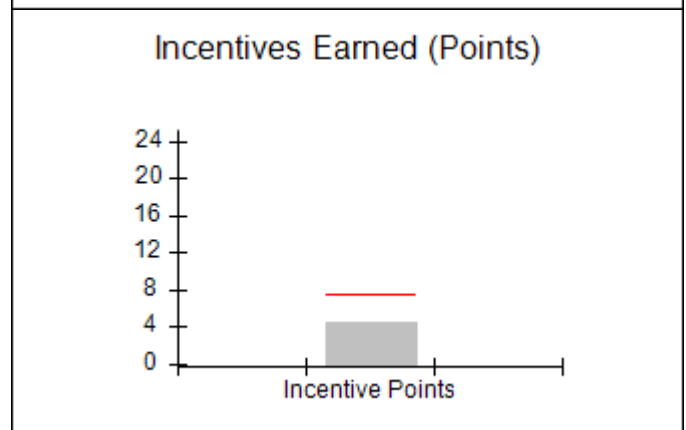
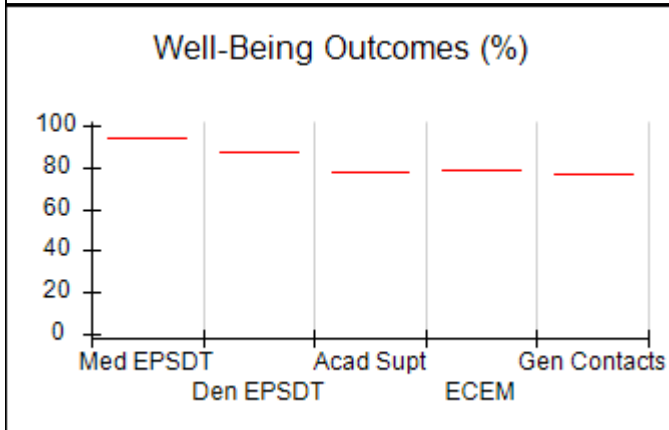
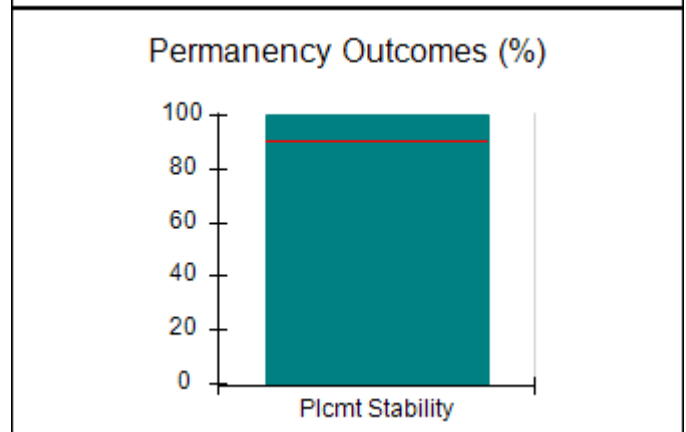
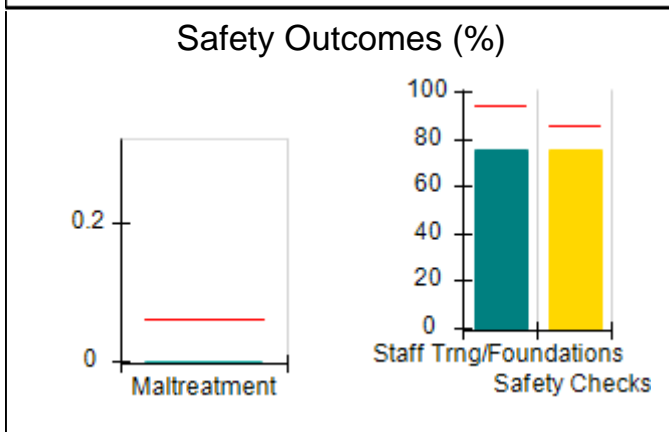
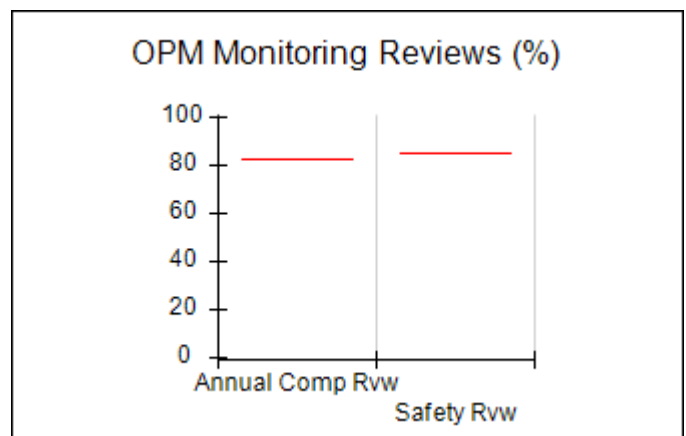
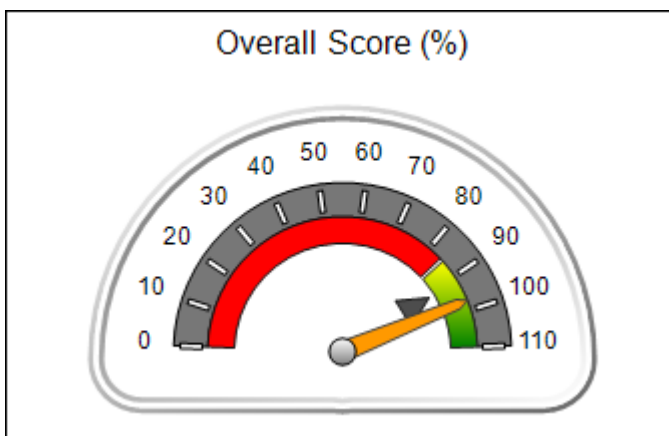


DHS, DFCS, Office of Provider Management
Performance-Based Placement Measures
RBWO Provider GA+SCORECARD - CCI
Report Quarter: Q3 FY2020



Provider/Program Name: Wellspring Living, Inc. - Receiving Hope Center (5429) - CCI			
538 Industrial Blvd N, Dallas, GA 30132	Quarterly Scores (Grades)		Current Quarter Score (Grade)
Phone: 404-368-2437	Q1: (N/A)	Q2: (N/A)	97.36% (A+)
Vendor ID# 169036	Q3: 97.36 (A+)	Q4: N/A	
Program Census Information:	# Children in Care During Quarter: 2	# Placements During Quarter: 2	# Children in Care On Last Day: 2
Quarterly Provider Comparisons to All CCIs			

▼ — indicates average for all CCIs





Performance-Based Placement Measures RBWO Provider GA+SCORECARD - CCI

Report Quarter: Q3 FY2020

Provider/Program Name: Wellspring Living, Inc. - Receiving Hope Center (5429) - CCI				
538 Industrial Blvd N, Dallas, GA 30132		Quarterly Scores (Grades)		Current Quarter Score (Grade)
Phone: 404-368-2437		Q1: (N/A)	Q2: (N/A)	97.36% (A+)
Vendor ID# 169036		Q3: 97.36 (A+)	Q4: N/A	
Program Census Information:		# Children in Care During Quarter: 2	# Placements During Quarter: 2	# Children in Care On Last Day: 2
	Avg Performance All CCIs (%)	Provider Performance (%)*	Possible Points (Weight)	Provider Points Earned
OPM Monitoring Reviews				
Annual Comprehensive Reviews	82%	Not Yet Conducted		
Safety Reviews	85%	Not Yet Conducted		
Monitoring Sub-Total				0.00
CCI Safety Outcomes				
Incidence of Maltreatment	0.06%	No Substantiated Reports	10	10.00
Staff Training/Foundations	94%	75%	5	3.75
Staff Safety Checks	86%	75%	5	3.75
Safety Sub-Total			20	17.50
CCI Permanency Outcomes				
Placement Stability	90%	100%	15	15.00
Permanency Sub-Total			15	15.00
CCI Well-Being Outcomes				
EPSDT Medical Visits	94%	Not Eligible		
EPSDT Dental Visits	88%	Not Eligible		
Academic Supports	78%	Not Eligible		
Provider ECEM Visits	79%	Not Eligible		
Provider General Contacts	77%	Not Eligible		
Placements with Siblings	35%	Not Eligible	Not Scored	Not Scored
Placements within Legal County	11%	0%	Not Scored	Not Scored
Well-Being Sub-Total			N/A	
*Performance calculation descriptions can be found in the FY 2020 RBWO PBP Measurements and Standards Guide.				

Monitoring & Outcomes: Possible Points = 35		Points Earned = 32.50	
Score Before Incentives Credit			92.86%
Incentives Awarded			4.50 pts
PBP Verification			N/A pts
Total Score			97.36%



DHS, DFCS, Office of Provider Management
Performance-Based Placement Measures
RBWO Provider GA+SCORECARD - CCI
Report Quarter: Q3 FY2020



Provider/Program Name: Wellspring Living, Inc. - Receiving Hope Center (5429) - CCI

Program Census Information:		# Children in Care During Quarter: 2	# Placements During Quarter: 2	# Children in Care On Last Day: 2
CCI Incentive Credits	Avg Performance All CCIs (Points)	Provider Performance (%)*	Possible Points (Weight)	Provider Points Earned
Early EPSDT Medical Visits		Not Eligible	2	
Early EPSDT Dental Visits		Not Eligible	2	
Permanency Contacts		None Planned	5	
Additional Academic Supports		Not Eligible	2	
HS Grad/GED/Prof or Trade Certificate/College		N/A	10/5/5/1	
EYSS Agreement		Not Eligible	5	
Community Connections		Not Eligible	4	
Active Agency Accreditation		0%	4	0.00
Staff Clinical Licensure		10%	5	0.50
Behavior Management (threshold = 0)		100%	4	4.00
Incentives Total	7.45			4.50
Maximum total combined incentive credit allowed is 10 points.			Incentives Awarded	4.50

*Performance calculation descriptions can be found in the FY 2020 RBWO PBP Measurements and Standards Guide.

Child Protective Services Investigations and Dispositions

The following investigations data, which is not used for scoring but is considered significant to a provider's performance, is from Georgia SHINES and is not considered final or complete until the end of the fiscal year.

Total Reports:	0
Number Screened In:	0
Number Screened Out:	0
Number Substantiated:	0
Number Unsubstantiated:	0
Number Active CPS Investigations:	0