



Performance-Based Placement Measures RBWO Provider GA+SCORECARD - ILP/TLP

Report Quarter: Q3 FY2020

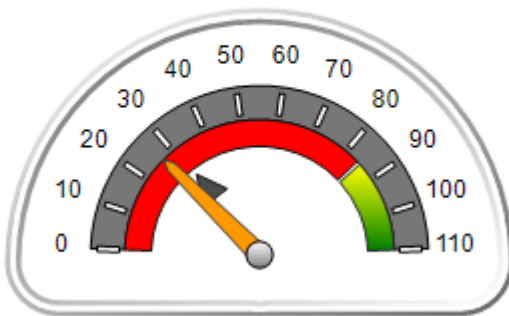
Provider/Program Name: A Change for All 2 - East Point (5265) - ILP

2210 Sullivan Rd., Atlanta, GA 30337	Quarterly Scores (Grades)		Current Quarter Score (Grade)
Phone: 404-766-2211	Q1: 31.59 (F)	Q2: 30.61 (F)	26.78% (F)
Vendor ID# 151119	Q3: 26.78 (F)	Q4: N/A	
Program Census Information:	# Children in Care During Quarter: 7	# Placements During Quarter: 7	# Children in Care On Last Day: 4

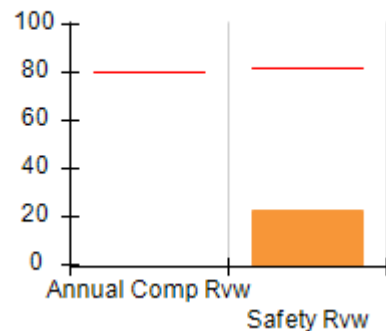
Quarterly Provider Comparisons to All ILP/TLPs

▼ — indicates average for all ILP/TLPs

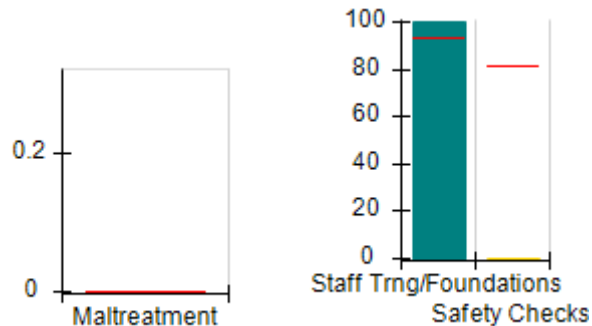
Overall Score (%)



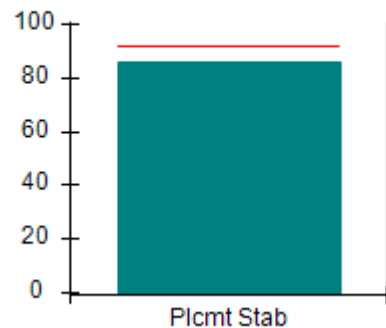
OPM Monitoring Reviews (%)



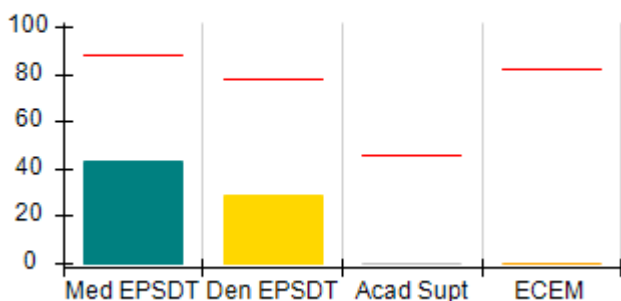
Safety Outcomes (%)



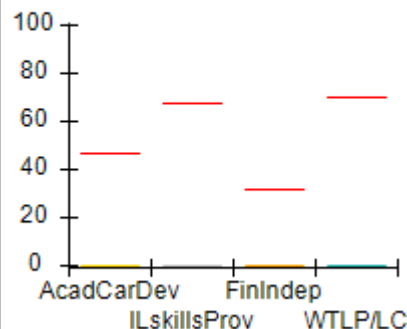
Permanency Outcomes (%)



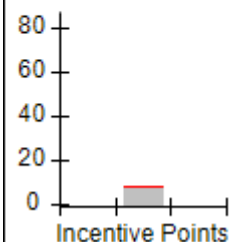
Well-Being Outcomes (%)



ILP/TLP Outcomes (%)



Incentives Earned (Points)





Performance-Based Placement Measures

RBWO Provider GA+SCORECARD - ILP/TLP

Report Quarter: Q3 FY2020

Provider/Program Name: A Change for All 2 - East Point (5265) - ILP				
2210 Sullivan Rd., Atlanta, GA 30337		Quarterly Scores (Grades)		Current Quarter Score (Grade)
Phone: 404-766-2211		Q1: 31.59 (F)	Q2: 30.61 (F)	26.78% (F)
Vendor ID# 151119		Q3: 26.78 (F)	Q4: N/A	
Program Census Information:		# Children in Care During Quarter: 7	# Placements During Quarter: 7	# Children in Care On Last Day: 4
	Avg Performance All ILP/TLPs (%)	Provider Performance (%)*	Possible Points (Weight)	Provider Points Earned
OPM Monitoring Reviews				
Annual Comprehensive Reviews	80%	Not Yet Conducted		
Safety Reviews	82%	23%	10	2.25
Monitoring Sub-Total			10	2.25
ILP/TLP Safety Outcomes				
Incidence of Maltreatment	0.00%	No Substantiated Reports	3	3.00
Staff Training/Foundations	93%	100%	5	5.00
Staff Safety Checks	81%	0%	5	0.00
Safety Sub-Total			13	8.00
ILP/TLP Permanency Outcomes				
Placement Stability	92%	86%	3	2.58
Permanency Sub-Total			3	2.58
ILP/TLP Well-Being Outcomes				
EPSDT Medical Visits	88%	43%	4	1.72
EPSDT Dental Visits	78%	29%	4	1.16
Academic Supports	46%	0%	2	0.00
Provider ECEM Visits	82%	0%	4	0.00
Placements with Siblings	No Data	Not Eligible	Not Scored	Not Scored
Placements within Legal County	32%	0%	Not Scored	Not Scored
Well-Being Sub-Total			14	2.88
ILP/TLP Specialty Outcomes				
Academic/Career Development	47%	0%	10	0.00
Ind Living Skills Provision	68%	0%	15	0.00
Financial Independence	32%	0%	5	0.00
WTLP/Life Coach	70%	0%	15	0.00
Specialty Sub-Total			45	0.00
*Performance calculation descriptions can be found in the FY 2019 RBWO PBP Measurements and Standards Guide.				

Monitoring & Outcomes: Possible Points = 85

Points Earned = 15.71



Performance-Based Placement Measures

RBWO Provider GA+SCORECARD - ILP/TLP

Report Quarter: Q3 FY2020

Score Before Incentives Credit	18.48%
Incentives Awarded	08.30 pts
PBP Verification	N/A pts
Total Score	26.78%

Provider/Program Name: A Change for All 2 - East Point (5265) - ILP				
Program Census Information:		# Children in Care During Quarter: 7	# Placements During Quarter: 7	# Children in Care On Last Day: 4
ILP/TLP Incentive Credits	Avg Performance All ILP/TLPs (Points)	Provider Performance (%)*	Possible Points (Weight)	Provider Points Earned
No DOC Involvement		100%	5	5.00
Community Connections		0%	4	0.00
Positive Permanency Connections		0%	5	0.00
HS Grad/GED/Prof or Trade Certificate/College		N/A	10/5/5/1	
Part-Time Employment with Medical Benefits		33%	10	3.30
Living Arrangements at Discharge		0%	10	0.00
Additional Academic Supports		0%	2	0.00
Additional IL Skills Provision		0%	5	0.00
Active Agency Accreditation		0%	4	0.00
Staff Clinical Licensure		0%	5	0.00
Incentives Total	8.12			8.30

*Performance calculation descriptions can be found in the FY 2019 RBWO PBP Measurements and Standards Guide.

Child Protective Services Investigations and Dispositions		
The following investigations data, which is not used for scoring but is considered significant to a provider's performance, is from Georgia SHINES and is not considered final or complete until the end of the fiscal year.		
Total Reports:	0	
Number Screened In:	0	
Number Screened Out:	0	
Number Substantiated:	0	
Number Unsubstantiated:	0	
Number Active CPS Investigations:	0	

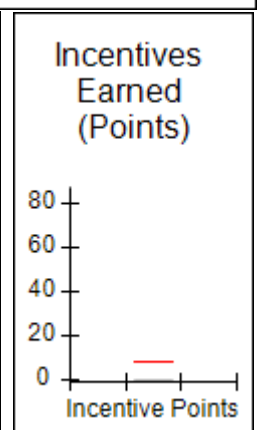
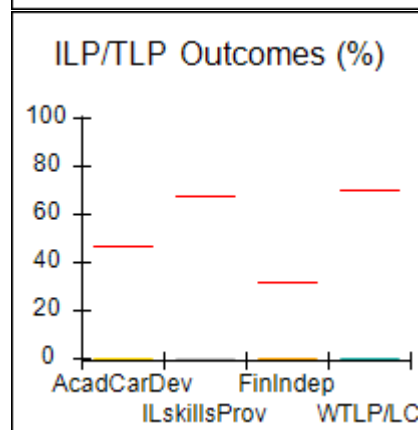
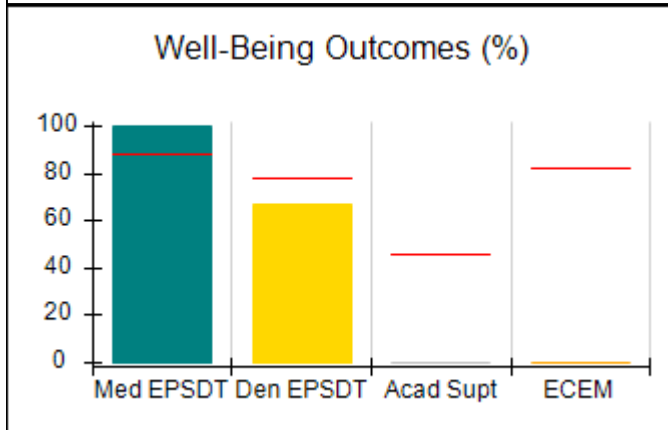
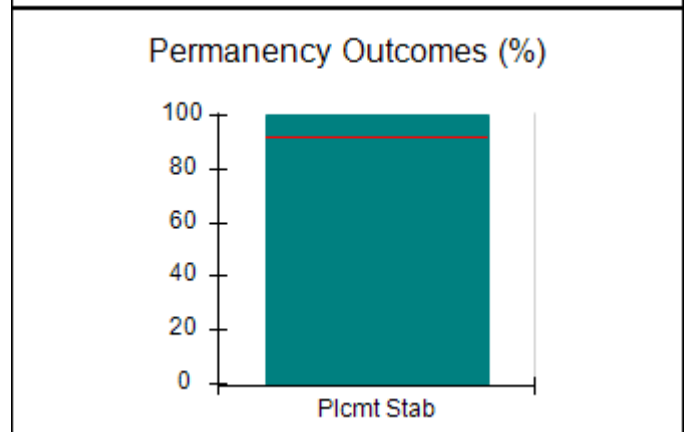
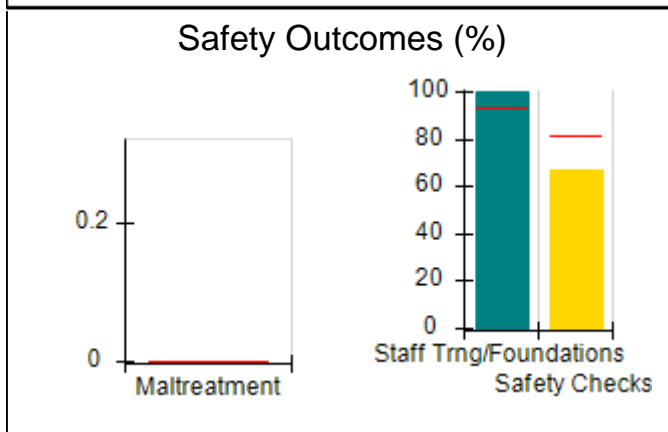
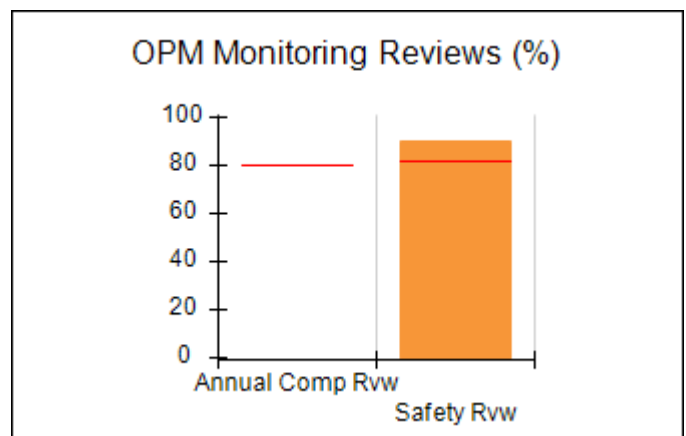
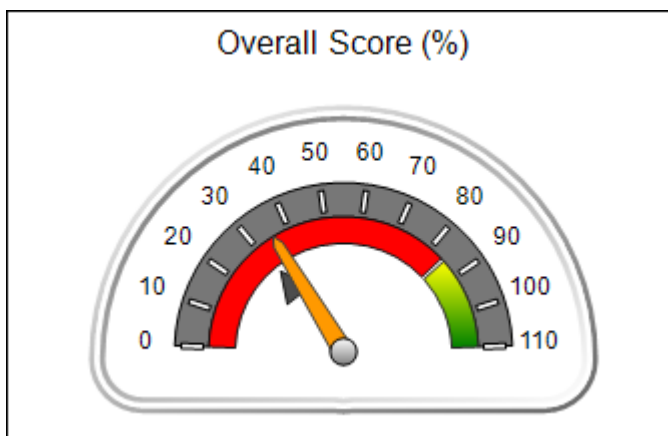


Performance-Based Placement Measures RBWO Provider GA+SCORECARD - ILP/TLP

Report Quarter: Q3 FY2020

Provider/Program Name: Atlanta Children's Foundation dba THE Village - (5344) - ILP			
127 Gulley Trail, Toccoa, GA 30577	Quarterly Scores (Grades)		Current Quarter Score (Grade)
Phone: 404-824-2044	Q1: 33.07 (F)	Q2: 35.74 (F)	35.33% (F)
Vendor ID# 159953	Q3: 35.33 (F)	Q4: N/A	
Program Census Information:	# Children in Care During Quarter: 3	# Placements During Quarter: 3	# Children in Care On Last Day: 3
Quarterly Provider Comparisons to All ILP/TLPs			

▼ indicates average for all ILP/TLPs





Performance-Based Placement Measures

RBWO Provider GA+SCORECARD - ILP/TLP

Report Quarter: Q3 FY2020

Provider/Program Name: Atlanta Children's Foundation dba THE Village - (5344) - ILP				
127 Gulley Trail, Toccoa, GA 30577	Quarterly Scores (Grades)			Current Quarter Score (Grade)
Phone: 404-824-2044	Q1: 33.07 (F)	Q2: 35.74 (F)	35.33% (F)	
Vendor ID# 159953	Q3: 35.33 (F)	Q4: N/A		
Program Census Information:	# Children in Care During Quarter: 3	# Placements During Quarter: 3	# Children in Care On Last Day: 3	
	Avg Performance All ILP/TLPs (%)	Provider Performance (%)*	Possible Points (Weight)	Provider Points Earned
OPM Monitoring Reviews				
Annual Comprehensive Reviews	80%	Not Yet Conducted		
Safety Reviews	82%	90%	10	9.00
Monitoring Sub-Total			10	9.00
ILP/TLP Safety Outcomes				
Incidence of Maltreatment	0.00%	No Substantiated Reports	3	3.00
Staff Training/Foundations	93%	100%	5	5.00
Staff Safety Checks	81%	67%	5	3.35
Safety Sub-Total			13	11.35
ILP/TLP Permanency Outcomes				
Placement Stability	92%	100%	3	3.00
Permanency Sub-Total			3	3.00
ILP/TLP Well-Being Outcomes				
EPSDT Medical Visits	88%	100%	4	4.00
EPSDT Dental Visits	78%	67%	4	2.68
Academic Supports	46%	0%	2	0.00
Provider ECEM Visits	82%	0%	4	0.00
Placements with Siblings	No Data	Not Eligible	Not Scored	Not Scored
Placements within Legal County	32%	0%	Not Scored	Not Scored
Well-Being Sub-Total			14	6.68
ILP/TLP Specialty Outcomes				
Academic/Career Development	47%	0%	10	0.00
Ind Living Skills Provision	68%	0%	15	0.00
Financial Independence	32%	0%	5	0.00
WTLP/Life Coach	70%	0%	15	0.00
Specialty Sub-Total			45	0.00
*Performance calculation descriptions can be found in the FY 2019 RBWO PBP Measurements and Standards Guide.				

Monitoring & Outcomes: Possible Points = 85

Points Earned = 30.03



Performance-Based Placement Measures

RBWO Provider GA+SCORECARD - ILP/TLP

Report Quarter: Q3 FY2020

Score Before Incentives Credit	35.33%
Incentives Awarded	00.00 pts
PBP Verification	N/A pts
Total Score	35.33%

Provider/Program Name: Atlanta Children's Foundation dba THE Village - (5344) - ILP				
Program Census Information:		# Children in Care During Quarter: 3	# Placements During Quarter: 3	# Children in Care On Last Day: 3
ILP/TLP Incentive Credits	Avg Performance All ILP/TLPs (Points)	Provider Performance (%)*	Possible Points (Weight)	Provider Points Earned
No DOC Involvement		0%	5	0.00
Community Connections		0%	4	0.00
Positive Permanency Connections		0%	5	0.00
HS Grad/GED/Prof or Trade Certificate/College		N/A	10/5/5/1	
Part-Time Employment with Medical Benefits		Not Eligible	10	
Living Arrangements at Discharge		Not Eligible	10	
Additional Academic Supports		0%	2	0.00
Additional IL Skills Provision		0%	5	0.00
Active Agency Accreditation		0%	4	0.00
Staff Clinical Licensure		0%	5	0.00
Incentives Total	8.12			0.00

*Performance calculation descriptions can be found in the FY 2019 RBWO PBP Measurements and Standards Guide.

Child Protective Services Investigations and Dispositions		
The following investigations data, which is not used for scoring but is considered significant to a provider's performance, is from Georgia SHINES and is not considered final or complete until the end of the fiscal year.		
Total Reports:	0	
Number Screened In:	0	
Number Screened Out:	0	
Number Substantiated:	0	
Number Unsubstantiated:	0	
Number Active CPS Investigations:	0	



Performance-Based Placement Measures

RBWO Provider GA+SCORECARD - ILP/TLP

Report Quarter: Q3 FY2020

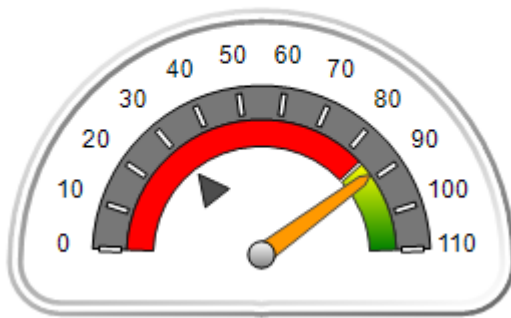
Provider/Program Name: B&B Academy Homes, Inc. - ILP (5371) - ILP

2400 Herodian Way, Smyrna, GA 30080	Quarterly Scores (Grades)		Current Quarter Score (Grade)
Phone: 7703768867	Q1: 92.43 (A-)	Q2: 94.44 (A)	88.60% (B+)
Vendor ID# 161827	Q3: 88.60 (B+)	Q4: N/A	
Program Census Information:	# Children in Care During Quarter: 13	# Placements During Quarter: 13	# Children in Care On Last Day: 10

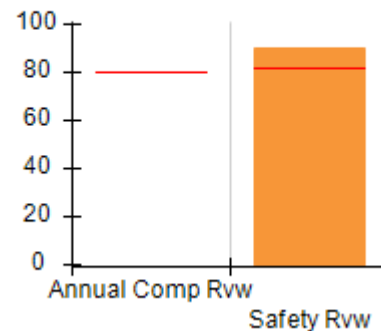
Quarterly Provider Comparisons to All ILP/TLPs

indicates average for all ILP/TLPs

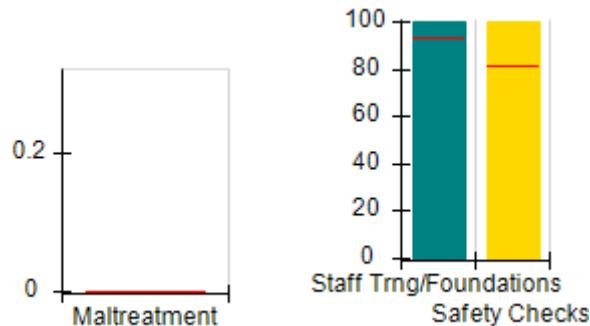
Overall Score (%)



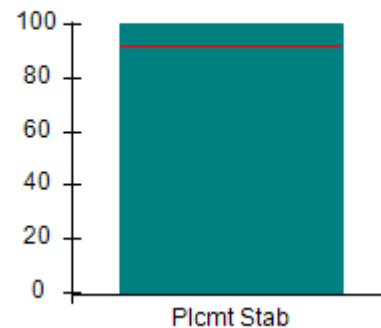
OPM Monitoring Reviews (%)



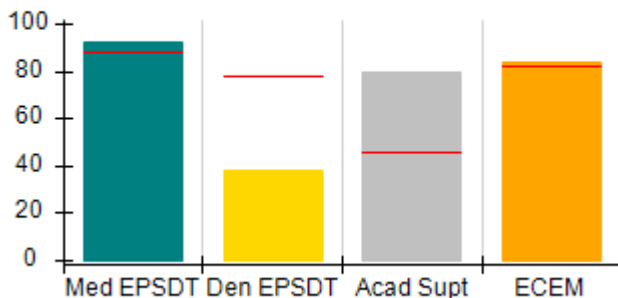
Safety Outcomes (%)



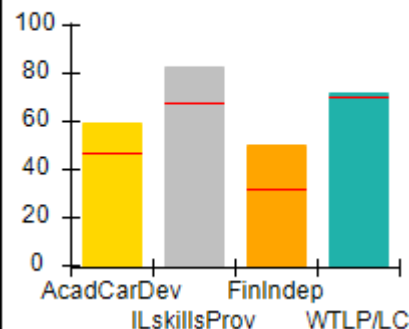
Permanency Outcomes (%)



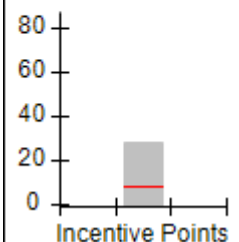
Well-Being Outcomes (%)



ILP/TLP Outcomes (%)



Incentives Earned (Points)





Performance-Based Placement Measures

RBWO Provider GA+SCORECARD - ILP/TLP

Report Quarter: Q3 FY2020

Provider/Program Name: B&B Academy Homes, Inc. - ILP (5371) - ILP				
2400 Herodian Way, Smyrna, GA 30080		Quarterly Scores (Grades)		Current Quarter Score (Grade)
Phone: 7703768867		Q1: 92.43 (A-)	Q2: 94.44 (A)	88.60% (B+)
Vendor ID# 161827		Q3: 88.60 (B+)	Q4: N/A	
Program Census Information:		# Children in Care During Quarter: 13	# Placements During Quarter: 13	# Children in Care On Last Day: 10
	Avg Performance All ILP/TLPs (%)	Provider Performance (%)*	Possible Points (Weight)	Provider Points Earned
OPM Monitoring Reviews				
Annual Comprehensive Reviews	80%	Not Yet Conducted		
Safety Reviews	82%	90%	10	9.00
Monitoring Sub-Total			10	9.00
ILP/TLP Safety Outcomes				
Incidence of Maltreatment	0.00%	Not Eligible		
Staff Training/Foundations	93%	100%	6.5	6.50
Staff Safety Checks	81%	100%	6.5	6.50
Safety Sub-Total			13	13.00
ILP/TLP Permanency Outcomes				
Placement Stability	92%	100%	3	3.00
Permanency Sub-Total			3	3.00
ILP/TLP Well-Being Outcomes				
EPSDT Medical Visits	88%	92%	4	3.68
EPSDT Dental Visits	78%	38%	4	1.52
Academic Supports	46%	80%	2	1.60
Provider ECEM Visits	82%	84%	4	3.36
Placements with Siblings	No Data	Not Eligible	Not Scored	Not Scored
Placements within Legal County	32%	0%	Not Scored	Not Scored
Well-Being Sub-Total			14	10.16
ILP/TLP Specialty Outcomes				
Academic/Career Development	47%	59%	10	5.90
Ind Living Skills Provision	68%	83%	15	12.45
Financial Independence	32%	50%	5	2.50
WTLP/Life Coach	70%	72%	15	10.80
Specialty Sub-Total			45	31.65
*Performance calculation descriptions can be found in the FY 2019 RBWO PBP Measurements and Standards Guide.				
Monitoring & Outcomes: Possible Points = 85			Points Earned = 66.81	
Score Before Incentives Credit			78.60%	

**Performance-Based Placement Measures**
RBWO Provider GA+SCORECARD - ILP/TLP

Report Quarter: Q3 FY2020

Incentives Awarded	10.00 pts
PBP Verification	N/A pts
Total Score	88.60%

Provider/Program Name: B&B Academy Homes, Inc. - ILP (5371) - ILP

Program Census Information:		# Children in Care During Quarter: 13	# Placements During Quarter: 13	# Children in Care On Last Day: 10
ILP/TLP Incentive Credits	Avg Performance All ILP/TLPs (Points)	Provider Performance (%)*	Possible Points (Weight)	Provider Points Earned
No DOC Involvement		100%	5	5.00
Community Connections		0%	4	0.00
Positive Permanency Connections		0%	5	0.00
HS Grad/GED/Prof or Trade Certificate/College		N/A	10/5/5/1	10.00
Part-Time Employment with Medical Benefits		33%	10	3.30
Living Arrangements at Discharge		100%	10	10.00
Additional Academic Supports		0%	2	0.00
Additional IL Skills Provision		0%	5	0.00
Active Agency Accreditation		0%	4	0.00
Staff Clinical Licensure		0%	5	0.00
Incentives Total	8.12			28.30

*Performance calculation descriptions can be found in the FY 2019 RBWO PBP Measurements and Standards Guide.

Child Protective Services Investigations and Dispositions

The following investigations data, which is not used for scoring but is considered significant to a provider's performance, is from Georgia SHINES and is not considered final or complete until the end of the fiscal year.

Total Reports:	0
Number Screened In:	0
Number Screened Out:	0
Number Substantiated:	0
Number Unsubstantiated:	0
Number Active CPS Investigations:	0



Performance-Based Placement Measures

RBWO Provider GA+SCORECARD - ILP/TLP

Report Quarter: Q3 FY2020

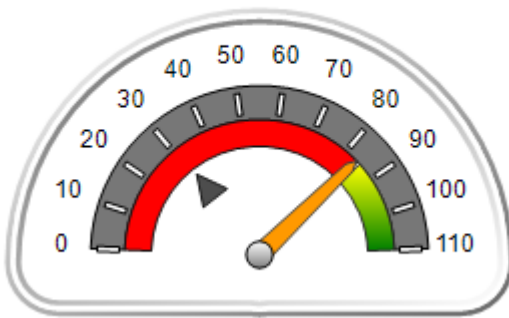
Provider/Program Name: Carl Malone Foundation, Inc. - Mercy's Door IV (5142) - ILP

805 Happy St, Dalton, GA 30721	Quarterly Scores (Grades)		Current Quarter Score (Grade)
Phone: 706-277-4883	Q1: 90.95 (A-)	Q2: 80.01 (B-)	83.71% (B-)
Vendor ID# 115539	Q3: 83.71 (B-)	Q4: N/A	
Program Census Information:	# Children in Care During Quarter: 3	# Placements During Quarter: 3	# Children in Care On Last Day: 2

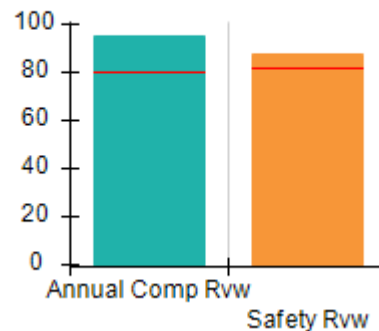
Quarterly Provider Comparisons to All ILP/TLPs

indicates average for all ILP/TLPs

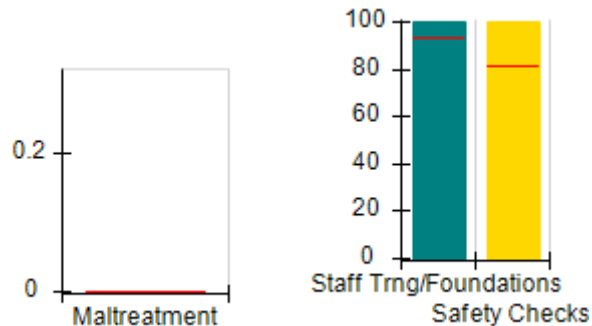
Overall Score (%)



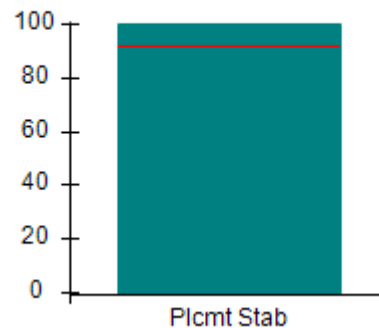
OPM Monitoring Reviews (%)



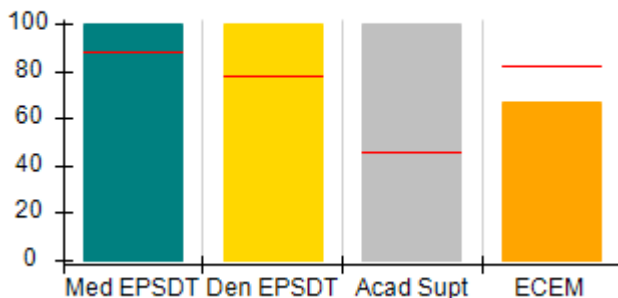
Safety Outcomes (%)



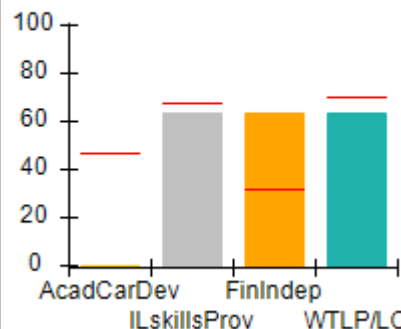
Permanency Outcomes (%)



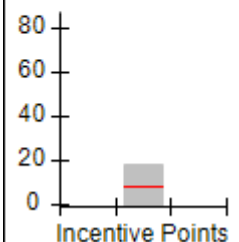
Well-Being Outcomes (%)



ILP/TLP Outcomes (%)



Incentives Earned (Points)





Performance-Based Placement Measures
RBWO Provider GA+SCORECARD - ILP/TLP

Report Quarter: Q3 FY2020

Provider/Program Name: Carl Malone Foundation, Inc. - Mercy's Door IV (5142) - ILP				
805 Happy St, Dalton, GA 30721	Quarterly Scores (Grades)		Current Quarter Score (Grade)	
Phone: 706-277-4883	Q1: 90.95 (A-)	Q2: 80.01 (B-)	83.71% (B-)	
Vendor ID# 115539	Q3: 83.71 (B-)	Q4: N/A		
Program Census Information:	# Children in Care During Quarter: 3	# Placements During Quarter: 3	# Children in Care On Last Day: 2	
	Avg Performance All ILP/TLPs (%)	Provider Performance (%)*	Possible Points (Weight)	Provider Points Earned
OPM Monitoring Reviews				
Annual Comprehensive Reviews	80%	95%	15	14.23
Safety Reviews	82%	88%	10	8.75
Monitoring Sub-Total			25	22.98
ILP/TLP Safety Outcomes				
Incidence of Maltreatment	0.00%	Not Eligible		
Staff Training/Foundations	93%	100%	6.5	6.50
Staff Safety Checks	81%	100%	6.5	6.50
Safety Sub-Total			13	13.00
ILP/TLP Permanency Outcomes				
Placement Stability	92%	100%	3	3.00
Permanency Sub-Total			3	3.00
ILP/TLP Well-Being Outcomes				
EPSDT Medical Visits	88%	100%	4	4.00
EPSDT Dental Visits	78%	100%	4	4.00
Academic Supports	46%	100%	2	2.00
Provider ECEM Visits	82%	67%	4	2.68
Placements with Siblings	No Data	100%	Not Scored	Not Scored
Placements within Legal County	32%	0%	Not Scored	Not Scored
Well-Being Sub-Total			14	12.68
ILP/TLP Specialty Outcomes				
Academic/Career Development	47%	0%	10	0.00
Ind Living Skills Provision	68%	63%	15	9.45
Financial Independence	32%	63%	5	3.15
WTLP/Life Coach	70%	63%	15	9.45
Specialty Sub-Total			45	22.05
*Performance calculation descriptions can be found in the FY 2019 RBWO PBP Measurements and Standards Guide.				

Monitoring & Outcomes: Possible Points = 100	Points Earned = 73.71
Score Before Incentives Credit	73.71%

**Performance-Based Placement Measures**
RBWO Provider GA+SCORECARD - ILP/TLP

Report Quarter: Q3 FY2020

Incentives Awarded	10.00 pts
PBP Verification	N/A pts
Total Score	83.71%

Provider/Program Name: Carl Malone Foundation, Inc. - Mercy's Door IV (5142) - ILP

Program Census Information:		# Children in Care During Quarter: 3	# Placements During Quarter: 3	# Children in Care On Last Day: 2
ILP/TLP Incentive Credits	Avg Performance All ILP/TLPs (Points)	Provider Performance (%)*	Possible Points (Weight)	Provider Points Earned
No DOC Involvement		71%	5	3.55
Community Connections		100%	4	4.00
Positive Permanency Connections		100%	5	5.00
HS Grad/GED/Prof or Trade Certificate/College		N/A	10/5/5/1	
Part-Time Employment with Medical Benefits		0%	10	0.00
Living Arrangements at Discharge		0%	10	0.00
Additional Academic Supports		100%	2	2.00
Additional IL Skills Provision		63%	5	3.15
Active Agency Accreditation		0%	4	0.00
Staff Clinical Licensure		0%	5	0.00
Incentives Total	8.12			17.70

*Performance calculation descriptions can be found in the FY 2019 RBWO PBP Measurements and Standards Guide.

Child Protective Services Investigations and Dispositions

The following investigations data, which is not used for scoring but is considered significant to a provider's performance, is from Georgia SHINES and is not considered final or complete until the end of the fiscal year.

Total Reports:	0
Number Screened In:	0
Number Screened Out:	0
Number Substantiated:	0
Number Unsubstantiated:	0
Number Active CPS Investigations:	0



Performance-Based Placement Measures RBWO Provider GA+SCORECARD - ILP/TLP

Report Quarter: Q3 FY2020

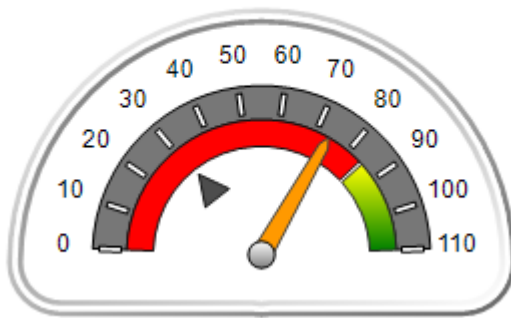
Provider/Program Name: Carrie Steele-Pitts Home, Inc. - TLP (5129) - TLP

667 Fairburn Rd., NW, Atlanta, GA 30331	Quarterly Scores (Grades)		Current Quarter Score (Grade)
Phone: 404-691-5187	Q1: 83.97 (B-)	Q2: 84.88 (B)	73.66% (C-)
Vendor ID# 109513	Q3: 73.66 (C-)	Q4: N/A	
Program Census Information:	# Children in Care During Quarter: 5	# Placements During Quarter: 5	# Children in Care On Last Day: 5

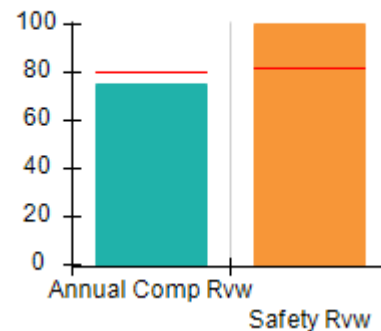
Quarterly Provider Comparisons to All ILP/TLPs

▼ — indicates average for all ILP/TLPs

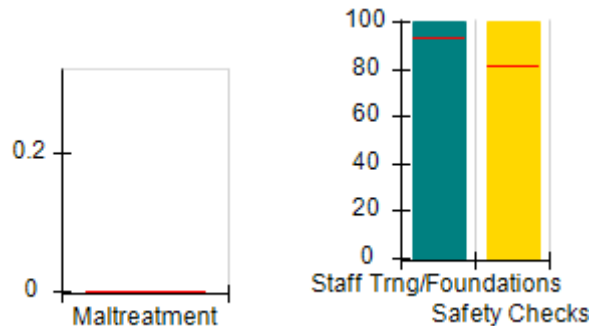
Overall Score (%)



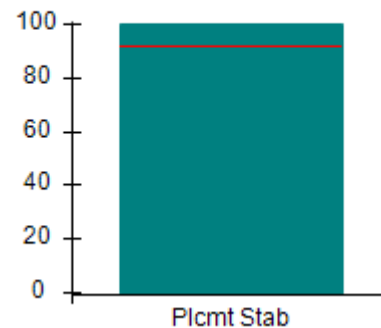
OPM Monitoring Reviews (%)



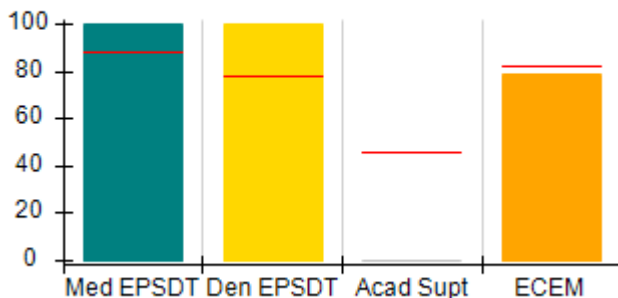
Safety Outcomes (%)



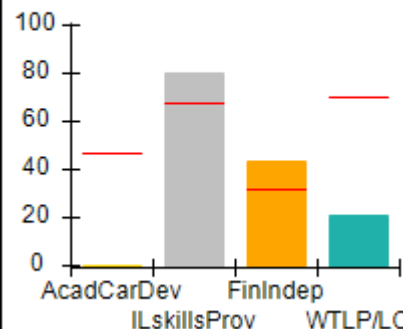
Permanency Outcomes (%)



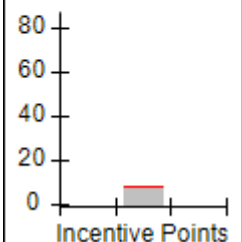
Well-Being Outcomes (%)



ILP/TLP Outcomes (%)



Incentives Earned (Points)





Performance-Based Placement Measures
RBWO Provider GA+SCORECARD - ILP/TLP

Report Quarter: Q3 FY2020

Provider/Program Name: Carrie Steele-Pitts Home, Inc. - TLP (5129) - TLP				
667 Fairburn Rd., NW, Atlanta, GA 30331		Quarterly Scores (Grades)		Current Quarter Score (Grade)
Phone: 404-691-5187		Q1: 83.97 (B-)	Q2: 84.88 (B)	73.66% (C-)
Vendor ID# 109513		Q3: 73.66 (C-)	Q4: N/A	
Program Census Information:		# Children in Care During Quarter: 5	# Placements During Quarter: 5	# Children in Care On Last Day: 5
	Avg Performance All ILP/TLPs (%)	Provider Performance (%)*	Possible Points (Weight)	Provider Points Earned
OPM Monitoring Reviews				
Annual Comprehensive Reviews	80%	75%	15	11.30
Safety Reviews	82%	100%	10	10.00
Monitoring Sub-Total			25	21.30
ILP/TLP Safety Outcomes				
Incidence of Maltreatment	0.00%	Not Eligible		
Staff Training/Foundations	93%	100%	6.5	6.50
Staff Safety Checks	81%	100%	6.5	6.50
Safety Sub-Total			13	13.00
ILP/TLP Permanency Outcomes				
Placement Stability	92%	100%	3	3.00
Permanency Sub-Total			3	3.00
ILP/TLP Well-Being Outcomes				
EPSDT Medical Visits	88%	100%	4	4.00
EPSDT Dental Visits	78%	100%	4	4.00
Academic Supports	46%	0%	2	0.00
Provider ECEM Visits	82%	79%	4	3.16
Placements with Siblings	No Data	50%	Not Scored	Not Scored
Placements within Legal County	32%	0%	Not Scored	Not Scored
Well-Being Sub-Total			14	11.16
ILP/TLP Specialty Outcomes				
Academic/Career Development	47%	0%	10	0.00
Ind Living Skills Provision	68%	80%	15	12.00
Financial Independence	32%	43%	5	2.15
WTLP/Life Coach	70%	21%	15	3.15
Specialty Sub-Total			45	17.30
*Performance calculation descriptions can be found in the FY 2019 RBWO PBP Measurements and Standards Guide.				

Monitoring & Outcomes: Possible Points = 100	Points Earned = 65.76
Score Before Incentives Credit	65.76%



Performance-Based Placement Measures

RBWO Provider GA+SCORECARD - ILP/TLP

Report Quarter: Q3 FY2020

Incentives Awarded	07.90 pts
PBP Verification	N/A pts
Total Score	73.66%

Provider/Program Name: Carrie Steele-Pitts Home, Inc. - TLP (5129) - TLP

Program Census Information:		# Children in Care During Quarter: 5	# Placements During Quarter: 5	# Children in Care On Last Day: 5
ILP/TLP Incentive Credits	Avg Performance All ILP/TLPs (Points)	Provider Performance (%)*	Possible Points (Weight)	Provider Points Earned
No DOC Involvement		71%	5	3.55
Community Connections		0%	4	0.00
Positive Permanency Connections		0%	5	0.00
HS Grad/GED/Prof or Trade Certificate/College		N/A	10/5/5/1	
Part-Time Employment with Medical Benefits		Not Eligible	10	
Living Arrangements at Discharge		Not Eligible	10	
Additional Academic Supports		0%	2	0.00
Additional IL Skills Provision		67%	5	3.35
Active Agency Accreditation		0%	4	0.00
Staff Clinical Licensure		20%	5	1.00
Incentives Total	8.12			7.90

*Performance calculation descriptions can be found in the FY 2019 RBWO PBP Measurements and Standards Guide.

Child Protective Services Investigations and Dispositions

The following investigations data, which is not used for scoring but is considered significant to a provider's performance, is from Georgia SHINES and is not considered final or complete until the end of the fiscal year.

Total Reports:	0
Number Screened In:	0
Number Screened Out:	0
Number Substantiated:	0
Number Unsubstantiated:	0
Number Active CPS Investigations:	0

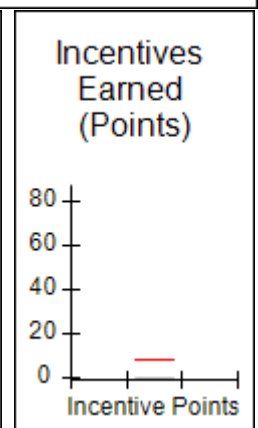
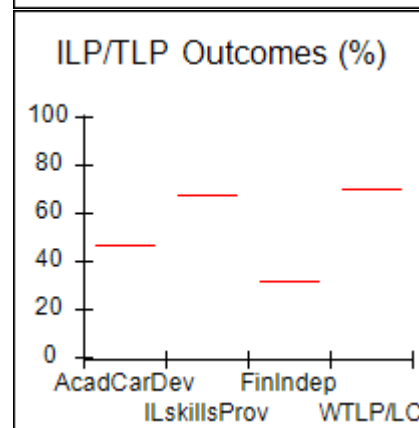
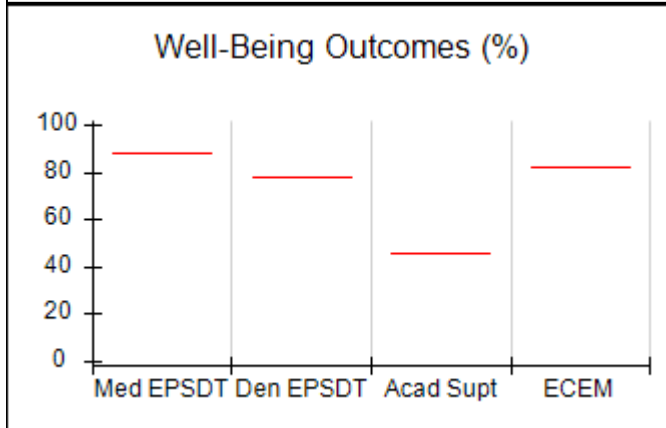
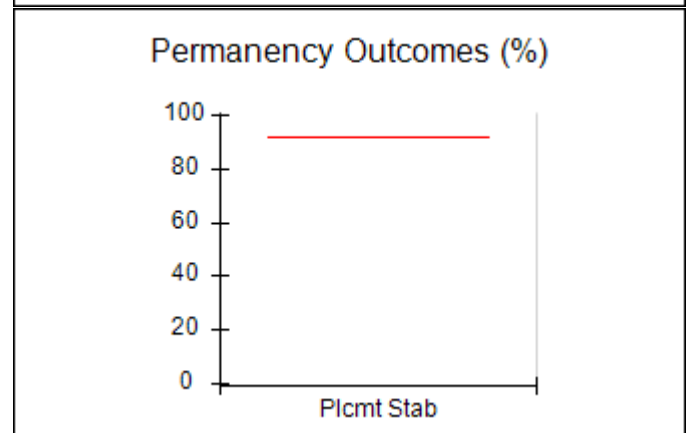
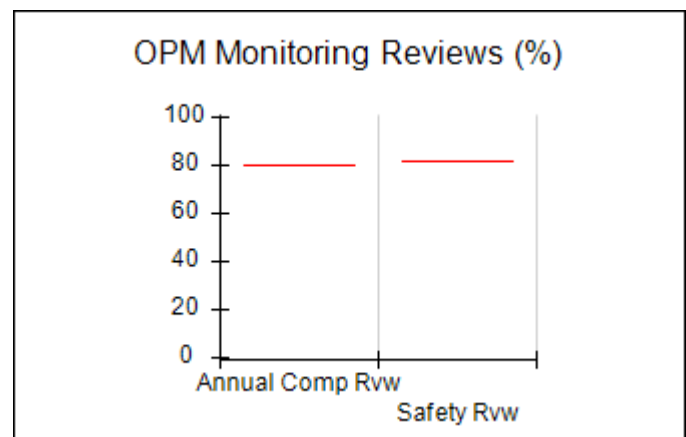
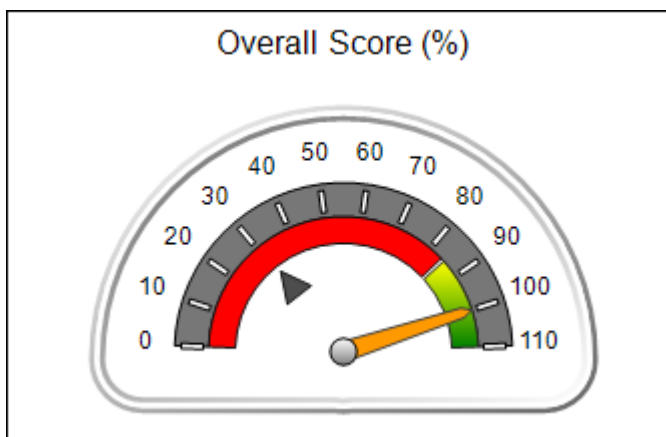


Performance-Based Placement Measures RBWO Provider GA+SCORECARD - ILP/TLP

Report Quarter: Q3 FY2020

Provider/Program Name: Center for Children and Young Adults, The - Connections ILP (5220) - ILP			
2121 Windy Hill Rd., Marietta, GA 30060	Quarterly Scores (Grades)		Current Quarter Score (Grade)
Phone: 770-485-1625	Q1: 100.00 (A+)	Q2: 100.00 (A+)	100.00% (A+)
Vendor ID# 138975	Q3: 100.00 (A+)	Q4: N/A	
Program Census Information:	# Children in Care During Quarter: 0	# Placements During Quarter: 0	# Children in Care On Last Day: 0
Quarterly Provider Comparisons to All ILP/TLPs			

▼ — indicates average for all ILP/TLPs





Performance-Based Placement Measures

RBWO Provider GA+SCORECARD - ILP/TLP

Report Quarter: Q3 FY2020

Provider/Program Name: Center for Children and Young Adults, The - Connections ILP (5220) - ILP				
2121 Windy Hill Rd., Marietta, GA 30060		Quarterly Scores (Grades)		Current Quarter Score (Grade)
Phone: 770-485-1625		Q1: 100.00 (A+)	Q2: 100.00 (A+)	100.00% (A+)
Vendor ID# 138975		Q3: 100.00 (A+)	Q4: N/A	
Program Census Information:		# Children in Care During Quarter: 0	# Placements During Quarter: 0	# Children in Care On Last Day: 0
	Avg Performance All ILP/TLPs (%)	Provider Performance (%)*	Possible Points (Weight)	Provider Points Earned
OPM Monitoring Reviews				
Annual Comprehensive Reviews	80%	Not Yet Conducted		
Safety Reviews	82%	Not Yet Conducted		
Monitoring Sub-Total				0.00
ILP/TLP Safety Outcomes				
Incidence of Maltreatment	0.00%	Not Eligible		
Staff Training/Foundations	93%	100%	6.5	6.50
Staff Safety Checks	81%	100%	6.5	6.50
Safety Sub-Total			13	13.00
ILP/TLP Permanency Outcomes				
Placement Stability	92%	Not Eligible		
Permanency Sub-Total			N/A	
ILP/TLP Well-Being Outcomes				
EPSDT Medical Visits	88%	Not Eligible		
EPSDT Dental Visits	78%	Not Eligible		
Academic Supports	46%	Not Eligible		
Provider ECEM Visits	82%	Not Eligible		
Placements with Siblings	No Data	Not Eligible	Not Scored	Not Scored
Placements within Legal County	32%	Not Eligible	Not Scored	Not Scored
Well-Being Sub-Total			N/A	
ILP/TLP Specialty Outcomes				
Academic/Career Development	47%	Not Eligible		
Ind Living Skills Provision	68%	Not Eligible		
Financial Independence	32%	Not Eligible		
WTLP/Life Coach	70%	Not Eligible		
Specialty Sub-Total			N/A	

*Performance calculation descriptions can be found in the FY 2019 RBWO PBP Measurements and Standards Guide.

Monitoring & Outcomes: Possible Points = 13

Points Earned = 13.00



Performance-Based Placement Measures

RBWO Provider GA+SCORECARD - ILP/TLP

Report Quarter: Q3 FY2020

Score Before Incentives Credit	100.00%
Incentives Awarded	00.00 pts
PBP Verification	N/A pts
Total Score	100.00%

Provider/Program Name: Center for Children and Young Adults, The - Connections ILP (5220) - ILP

Program Census Information:		# Children in Care During Quarter: 0	# Placements During Quarter: 0	# Children in Care On Last Day: 0
ILP/TLP Incentive Credits	Avg Performance All ILP/TLPs (Points)	Provider Performance (%)*	Possible Points (Weight)	Provider Points Earned
No DOC Involvement		Not Eligible	5	
Community Connections		Not Eligible	4	
Positive Permanency Connections		Not Eligible	5	
HS Grad/GED/Prof or Trade Certificate/College		N/A	10/5/5/1	
Part-Time Employment with Medical Benefits		Not Eligible	10	
Living Arrangements at Discharge		Not Eligible	10	
Additional Academic Supports		Not Eligible	2	
Additional IL Skills Provision		Not Eligible	5	
Active Agency Accreditation		0%	4	0.00
Staff Clinical Licensure		0%	5	0.00
Incentives Total	8.12			0.00

*Performance calculation descriptions can be found in the FY 2019 RBWO PBP Measurements and Standards Guide.

Child Protective Services Investigations and Dispositions

The following investigations data, which is not used for scoring but is considered significant to a provider's performance, is from Georgia SHINES and is not considered final or complete until the end of the fiscal year.

Total Reports:	0
Number Screened In:	0
Number Screened Out:	0
Number Substantiated:	0
Number Unsubstantiated:	0
Number Active CPS Investigations:	0



Performance-Based Placement Measures RBWO Provider GA+SCORECARD - ILP/TLP

Report Quarter: Q3 FY2020

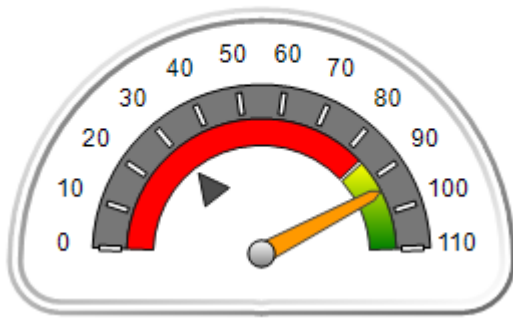
Provider/Program Name: Center for Children and Young Adults, The - Life Works (580) - TLP

2221 Austell Rd., Marietta, GA 30008	Quarterly Scores (Grades)		Current Quarter Score (Grade)
Phone: 770-485-1625	Q1: 98.36 (A+)	Q2: 89.86 (B+)	94.00% (A-)
Vendor ID# 35263	Q3: 94.00 (A-)	Q4: N/A	
Program Census Information:	# Children in Care During Quarter: 32	# Placements During Quarter: 33	# Children in Care On Last Day: 16

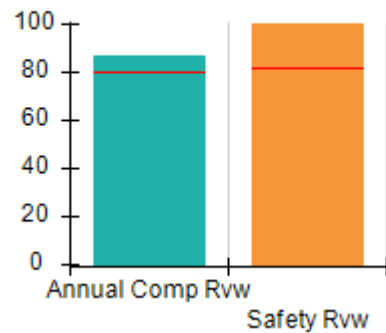
Quarterly Provider Comparisons to All ILP/TLPs

▼ — indicates average for all ILP/TLPs

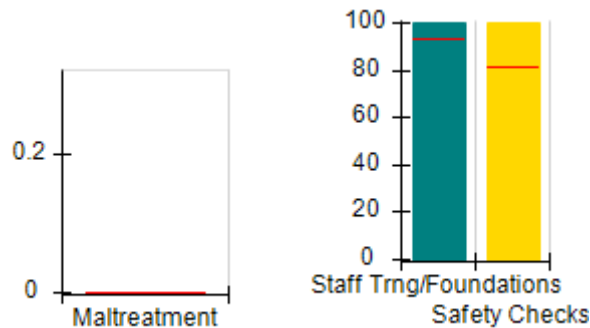
Overall Score (%)



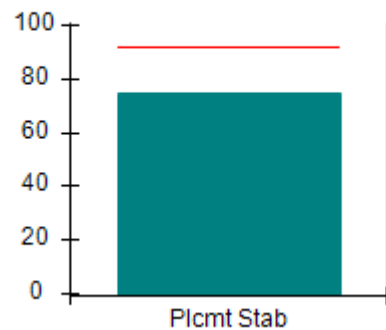
OPM Monitoring Reviews (%)



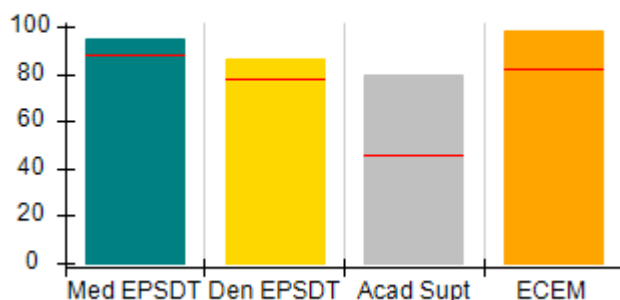
Safety Outcomes (%)



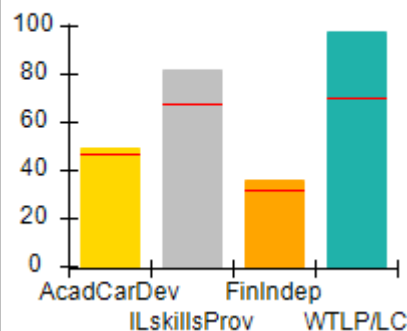
Permanency Outcomes (%)



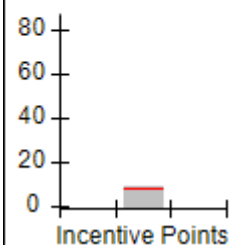
Well-Being Outcomes (%)



ILP/TLP Outcomes (%)



Incentives Earned (Points)





Performance-Based Placement Measures

RBWO Provider GA+SCORECARD - ILP/TLP

Report Quarter: Q3 FY2020

Provider/Program Name: Center for Children and Young Adults, The - Life Works (580) - TLP				
2221 Austell Rd., Marietta, GA 30008		Quarterly Scores (Grades)		Current Quarter Score (Grade)
Phone: 770-485-1625		Q1: 98.36 (A+)	Q2: 89.86 (B+)	94.00% (A-)
Vendor ID# 35263		Q3: 94.00 (A-)	Q4: N/A	
Program Census Information:		# Children in Care During Quarter: 32	# Placements During Quarter: 33	# Children in Care On Last Day: 16
	Avg Performance All ILP/TLPs (%)	Provider Performance (%)*	Possible Points (Weight)	Provider Points Earned
OPM Monitoring Reviews				
Annual Comprehensive Reviews	80%	87%	15	12.98
Safety Reviews	82%	100%	10	10.00
Monitoring Sub-Total			25	22.98
ILP/TLP Safety Outcomes				
Incidence of Maltreatment	0.00%	No Substantiated Reports	3	3.00
Staff Training/Foundations	93%	100%	5	5.00
Staff Safety Checks	81%	100%	5	5.00
Safety Sub-Total			13	13.00
ILP/TLP Permanency Outcomes				
Placement Stability	92%	75%	3	2.25
Permanency Sub-Total			3	2.25
ILP/TLP Well-Being Outcomes				
EPSDT Medical Visits	88%	95%	4	3.80
EPSDT Dental Visits	78%	86%	4	3.44
Academic Supports	46%	80%	2	1.60
Provider ECEM Visits	82%	98%	4	3.92
Placements with Siblings	No Data	63%	Not Scored	Not Scored
Placements within Legal County	32%	75%	Not Scored	Not Scored
Well-Being Sub-Total			14	12.76
ILP/TLP Specialty Outcomes				
Academic/Career Development	47%	49%	10	4.90
Ind Living Skills Provision	68%	82%	15	12.30
Financial Independence	32%	36%	5	1.80
WTLP/Life Coach	70%	98%	15	14.70
Specialty Sub-Total			45	33.70
*Performance calculation descriptions can be found in the FY 2019 RBWO PBP Measurements and Standards Guide.				

Monitoring & Outcomes: Possible Points = 100
Points Earned = 84.69



Performance-Based Placement Measures

RBWO Provider GA+SCORECARD - ILP/TLP

Report Quarter: Q3 FY2020

Score Before Incentives Credit	84.69%
Incentives Awarded	09.31 pts
PBP Verification	0.00 pts
Total Score	94.00%

Provider/Program Name: Center for Children and Young Adults, The - Life Works (580) - TLP

Program Census Information:		# Children in Care During Quarter: 32	# Placements During Quarter: 33	# Children in Care On Last Day: 16
ILP/TLP Incentive Credits	Avg Performance All ILP/TLPs (Points)	Provider Performance (%)*	Possible Points (Weight)	Provider Points Earned
No DOC Involvement		91%	5	4.55
Community Connections		67%	4	2.68
Positive Permanency Connections		0%	5	0.00
HS Grad/GED/Prof or Trade Certificate/College		N/A	10/5/5/1	
Part-Time Employment with Medical Benefits		0%	10	0.00
Living Arrangements at Discharge		0%	10	0.00
Additional Academic Supports		54%	2	1.08
Additional IL Skills Provision		20%	5	1.00
Active Agency Accreditation		0%	4	0.00
Staff Clinical Licensure		0%	5	0.00
Incentives Total	8.12			9.31

*Performance calculation descriptions can be found in the FY 2019 RBWO PBP Measurements and Standards Guide.

Child Protective Services Investigations and Dispositions

The following investigations data, which is not used for scoring but is considered significant to a provider's performance, is from Georgia SHINES and is not considered final or complete until the end of the fiscal year.

Total Reports:	0
Number Screened In:	0
Number Screened Out:	0
Number Substantiated:	0
Number Unsubstantiated:	0
Number Active CPS Investigations:	0



Performance-Based Placement Measures RBWO Provider GA+SCORECARD - ILP/TLP

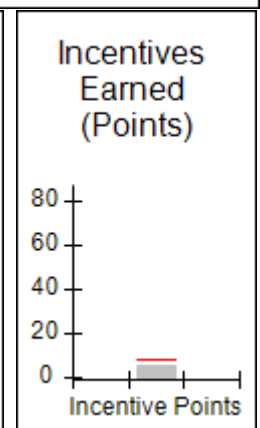
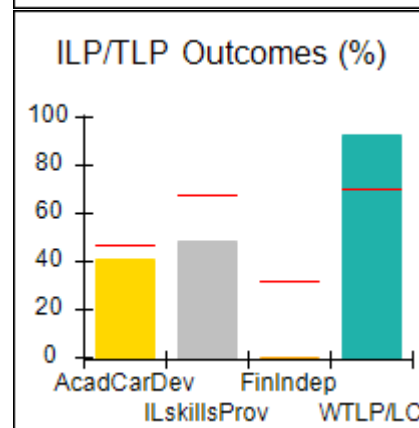
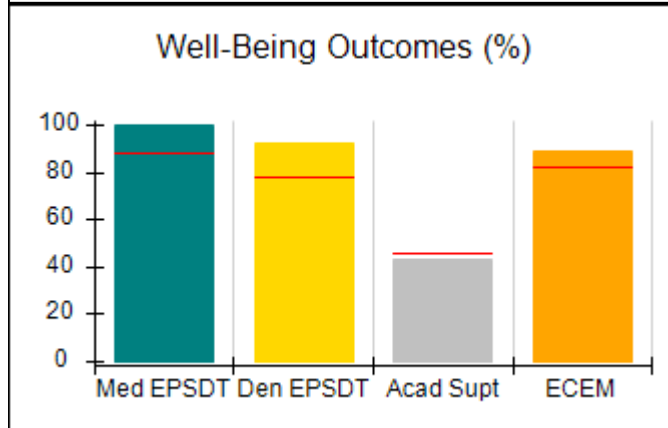
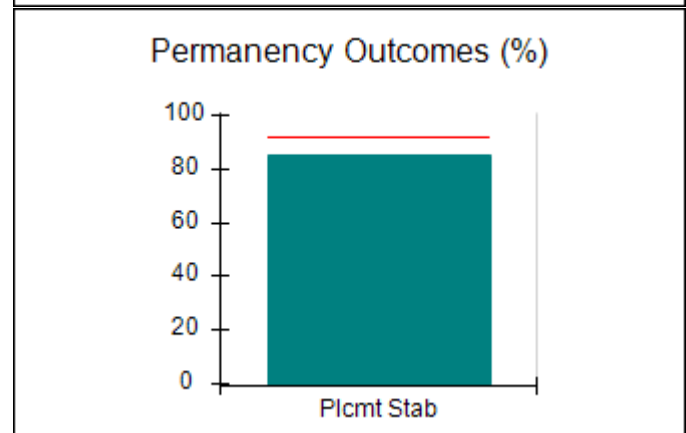
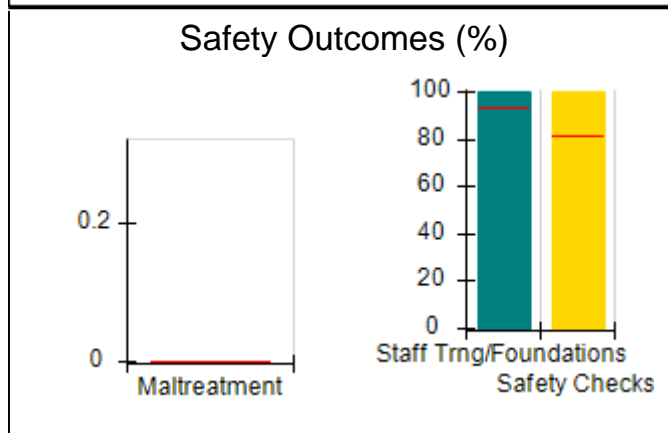
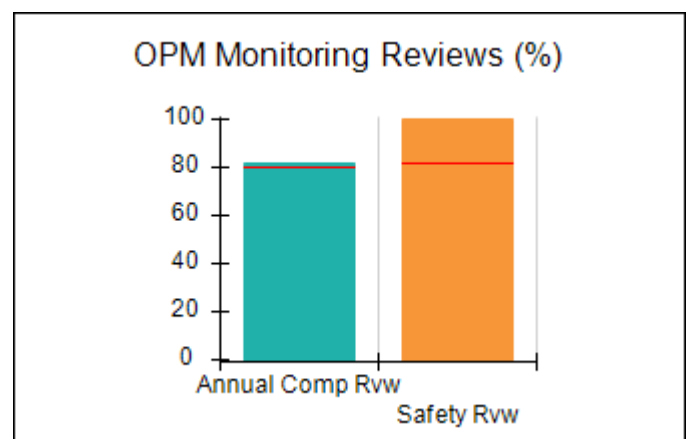
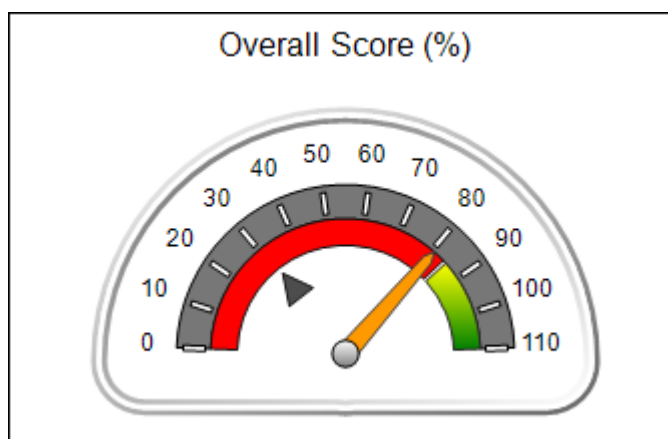
Report Quarter: Q3 FY2020

Provider/Program Name: Center for Children and Young Adults, The - Rise Up Academy (578) - TLP

2221 Austell Rd., Marietta, GA 30008	Quarterly Scores (Grades)		Current Quarter Score (Grade)
Phone: 770-485-1625	Q1: (N/A)	Q2: 67.57 (D+)	80.71% (B-)
Vendor ID# 35264	Q3: 80.71 (B-)	Q4: N/A	
Program Census Information:	# Children in Care During Quarter: 13	# Placements During Quarter: 13	# Children in Care On Last Day: 7

Quarterly Provider Comparisons to All ILP/TLPs

▼ — indicates average for all ILP/TLPs





Performance-Based Placement Measures RBWO Provider GA+SCORECARD - ILP/TLP

Report Quarter: Q3 FY2020

Provider/Program Name: Center for Children and Young Adults, The - Rise Up Academy (578) - TLP

2221 Austell Rd., Marietta, GA 30008	Quarterly Scores (Grades)		Current Quarter Score (Grade)
Phone: 770-485-1625	Q1: (N/A)	Q2: 67.57 (D+)	80.71% (B-)
Vendor ID# 35264	Q3: 80.71 (B-)	Q4: N/A	

Program Census Information:	# Children in Care During Quarter: 13	# Placements During Quarter: 13	# Children in Care On Last Day: 7
-----------------------------	---------------------------------------	---------------------------------	-----------------------------------

	Avg Performance All ILP/TLPs (%)	Provider Performance (%)*	Possible Points (Weight)	Provider Points Earned
--	----------------------------------	---------------------------	--------------------------	------------------------

OPM Monitoring Reviews

Annual Comprehensive Reviews	80%	82%	15	12.28
Safety Reviews	82%	100%	10	10.00
Monitoring Sub-Total			25	22.28

ILP/TLP Safety Outcomes

Incidence of Maltreatment	0.00%	No Substantiated Reports	3	3.00
Staff Training/Foundations	93%	100%	5	5.00
Staff Safety Checks	81%	100%	5	5.00
Safety Sub-Total			13	13.00

ILP/TLP Permanency Outcomes

Placement Stability	92%	85%	3	2.55
Permanency Sub-Total			3	2.55

ILP/TLP Well-Being Outcomes

EPSDT Medical Visits	88%	100%	4	4.00
EPSDT Dental Visits	78%	92%	4	3.68
Academic Supports	46%	43%	2	0.86
Provider ECEM Visits	82%	89%	4	3.56
Placements with Siblings	No Data	75%	Not Scored	Not Scored
Placements within Legal County	32%	67%	Not Scored	Not Scored
Well-Being Sub-Total			14	12.10

ILP/TLP Specialty Outcomes

Academic/Career Development	47%	41%	10	4.10
Ind Living Skills Provision	68%	48%	15	7.20
Financial Independence	32%	0%	5	0.00
WTLP/Life Coach	70%	93%	15	13.95
Specialty Sub-Total			45	25.25

*Performance calculation descriptions can be found in the FY 2019 RBWO PBP Measurements and Standards Guide.

Monitoring & Outcomes: Possible Points = 100
Points Earned = 75.18



Performance-Based Placement Measures

RBWO Provider GA+SCORECARD - ILP/TLP

Report Quarter: Q3 FY2020

Score Before Incentives Credit	75.18%
Incentives Awarded	05.53 pts
PBP Verification	0.00 pts
Total Score	80.71%

Provider/Program Name: Center for Children and Young Adults, The - Rise Up Academy (578) - TLP

Program Census Information:		# Children in Care During Quarter: 13	# Placements During Quarter: 13	# Children in Care On Last Day: 7
ILP/TLP Incentive Credits	Avg Performance All ILP/TLPs (Points)	Provider Performance (%)*	Possible Points (Weight)	Provider Points Earned
No DOC Involvement		33%	5	1.65
Community Connections		86%	4	3.44
Positive Permanency Connections		0%	5	0.00
HS Grad/GED/Prof or Trade Certificate/College		N/A	10/5/5/1	
Part-Time Employment with Medical Benefits		0%	10	0.00
Living Arrangements at Discharge		0%	10	0.00
Additional Academic Supports		22%	2	0.44
Additional IL Skills Provision		0%	5	0.00
Active Agency Accreditation		0%	4	0.00
Staff Clinical Licensure		0%	5	0.00
Incentives Total	8.12			5.53

*Performance calculation descriptions can be found in the FY 2019 RBWO PBP Measurements and Standards Guide.

Child Protective Services Investigations and Dispositions

The following investigations data, which is not used for scoring but is considered significant to a provider's performance, is from Georgia SHINES and is not considered final or complete until the end of the fiscal year.

Total Reports:	0
Number Screened In:	0
Number Screened Out:	0
Number Substantiated:	0
Number Unsubstantiated:	0
Number Active CPS Investigations:	0



Performance-Based Placement Measures RBWO Provider GA+SCORECARD - ILP/TLP

Report Quarter: Q3 FY2020

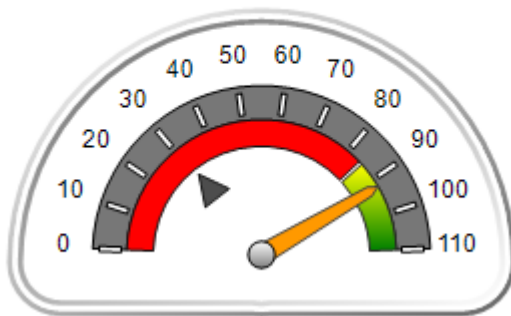
Provider/Program Name: Chenault Youth Services - (5410) - ILP

320 W. Lanier Ave., Fayetteville, GA 30214	Quarterly Scores (Grades)		Current Quarter Score (Grade)
Phone: 770-315-3703	Q1: (N/A)	Q2: (N/A)	92.33% (A-)
Vendor ID# 166524	Q3: 92.33 (A-)	Q4: N/A	
Program Census Information:	# Children in Care During Quarter: 3	# Placements During Quarter: 3	# Children in Care On Last Day: 2

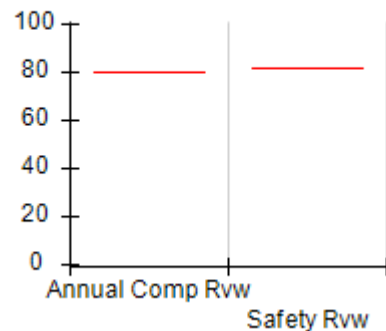
Quarterly Provider Comparisons to All ILP/TLPs

▼ — indicates average for all ILP/TLPs

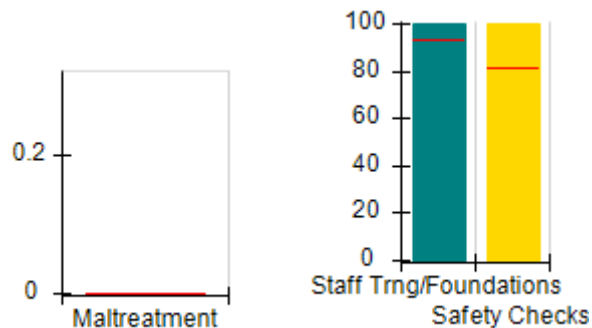
Overall Score (%)



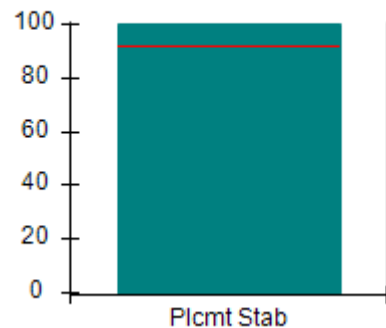
OPM Monitoring Reviews (%)



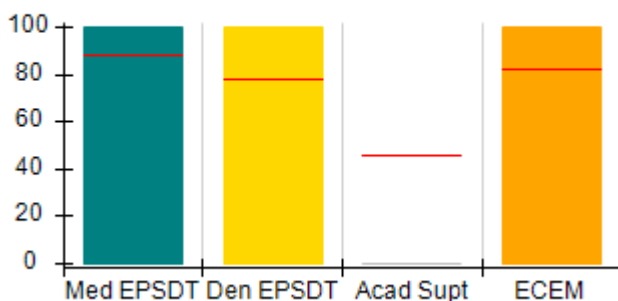
Safety Outcomes (%)



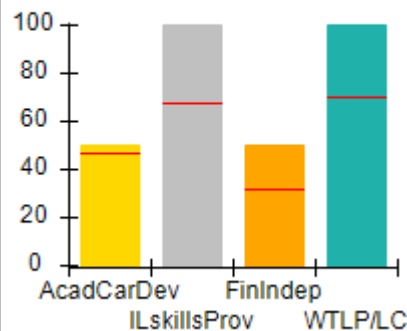
Permanency Outcomes (%)



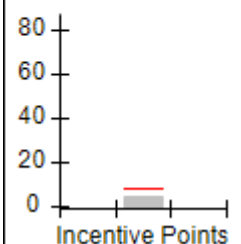
Well-Being Outcomes (%)



ILP/TLP Outcomes (%)



Incentives Earned (Points)





Performance-Based Placement Measures

RBWO Provider GA+SCORECARD - ILP/TLP

Report Quarter: Q3 FY2020

Provider/Program Name: Chenault Youth Services - (5410) - ILP				
320 W. Lanier Ave., Fayetteville, GA 30214		Quarterly Scores (Grades)		Current Quarter Score (Grade)
Phone: 770-315-3703		Q1: (N/A)	Q2: (N/A)	92.33% (A-)
Vendor ID# 166524		Q3: 92.33 (A-)	Q4: N/A	
Program Census Information:		# Children in Care During Quarter: 3	# Placements During Quarter: 3	# Children in Care On Last Day: 2
	Avg Performance All ILP/TLPs (%)	Provider Performance (%)*	Possible Points (Weight)	Provider Points Earned
OPM Monitoring Reviews				
Annual Comprehensive Reviews	80%	Not Yet Conducted		
Safety Reviews	82%	Not Yet Conducted		
Monitoring Sub-Total				0.00
ILP/TLP Safety Outcomes				
Incidence of Maltreatment	0.00%	No Substantiated Reports	3	3.00
Staff Training/Foundations	93%	100%	5	5.00
Staff Safety Checks	81%	100%	5	5.00
Safety Sub-Total			13	13.00
ILP/TLP Permanency Outcomes				
Placement Stability	92%	100%	3	3.00
Permanency Sub-Total			3	3.00
ILP/TLP Well-Being Outcomes				
EPSDT Medical Visits	88%	100%	4	4.00
EPSDT Dental Visits	78%	100%	4	4.00
Academic Supports	46%	0%	2	0.00
Provider ECEM Visits	82%	100%	4	4.00
Placements with Siblings	No Data	Not Eligible	Not Scored	Not Scored
Placements within Legal County	32%	0%	Not Scored	Not Scored
Well-Being Sub-Total			14	12.00
ILP/TLP Specialty Outcomes				
Academic/Career Development	47%	50%	10	5.00
Ind Living Skills Provision	68%	100%	15	15.00
Financial Independence	32%	50%	5	2.50
WTLP/Life Coach	70%	100%	15	15.00
Specialty Sub-Total			45	37.50
*Performance calculation descriptions can be found in the FY 2019 RBWO PBP Measurements and Standards Guide.				

Monitoring & Outcomes: Possible Points = 80

Points Earned = 65.50



Performance-Based Placement Measures

RBWO Provider GA+SCORECARD - ILP/TLP

Report Quarter: Q3 FY2020

Score Before Incentives Credit	87.33%
Incentives Awarded	05.00 pts
PBP Verification	N/A pts
Total Score	92.33%

Provider/Program Name: Chenault Youth Services - (5410) - ILP				
Program Census Information:		# Children in Care During Quarter: 3	# Placements During Quarter: 3	# Children in Care On Last Day: 2
ILP/TLP Incentive Credits	Avg Performance All ILP/TLPs (Points)	Provider Performance (%)*	Possible Points (Weight)	Provider Points Earned
No DOC Involvement		0%	5	0.00
Community Connections		Not Eligible	4	
Positive Permanency Connections		Not Eligible	5	
HS Grad/GED/Prof or Trade Certificate/College		N/A	10/5/5/1	
Part-Time Employment with Medical Benefits		0%	10	0.00
Living Arrangements at Discharge		0%	10	0.00
Additional Academic Supports		0%	2	0.00
Additional IL Skills Provision		100%	5	5.00
Active Agency Accreditation		0%	4	0.00
Staff Clinical Licensure		0%	5	0.00
Incentives Total	8.12			5.00

*Performance calculation descriptions can be found in the FY 2019 RBWO PBP Measurements and Standards Guide.

Child Protective Services Investigations and Dispositions		
The following investigations data, which is not used for scoring but is considered significant to a provider's performance, is from Georgia SHINES and is not considered final or complete until the end of the fiscal year.		
Total Reports:	0	
Number Screened In:	0	
Number Screened Out:	0	
Number Substantiated:	0	
Number Unsubstantiated:	0	
Number Active CPS Investigations:	0	



Performance-Based Placement Measures RBWO Provider GA+SCORECARD - ILP/TLP

Report Quarter: Q3 FY2020

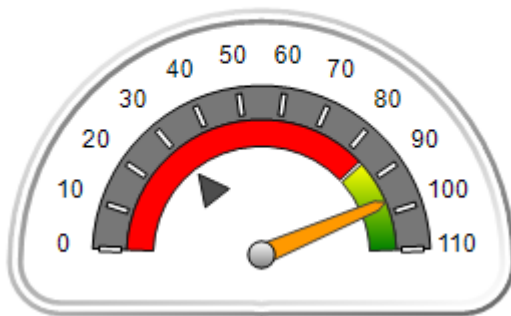
Provider/Program Name: CHRIS 180 Inc. - Summit Trail Boys ILP (4675) - ILP

2045 Graham Circle, Atlanta, GA 30316	Quarterly Scores (Grades)		Current Quarter Score (Grade)
Phone: 404-486-9034	Q1: 96.92 (A)	Q2: 98.91 (A+)	96.90% (A)
Vendor ID# 35283	Q3: 96.90 (A)	Q4: N/A	
Program Census Information:	# Children in Care During Quarter: 11	# Placements During Quarter: 11	# Children in Care On Last Day: 7

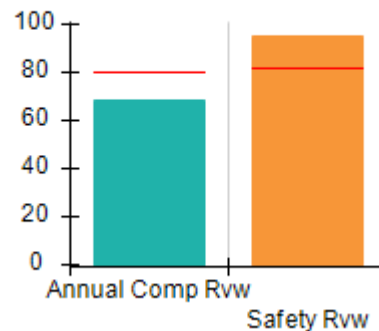
Quarterly Provider Comparisons to All ILP/TLPs

▼ — indicates average for all ILP/TLPs

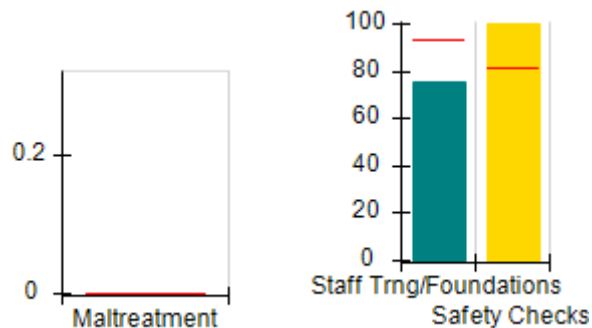
Overall Score (%)



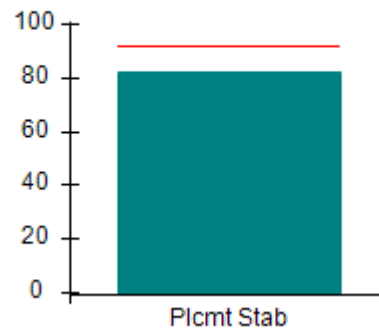
OPM Monitoring Reviews (%)



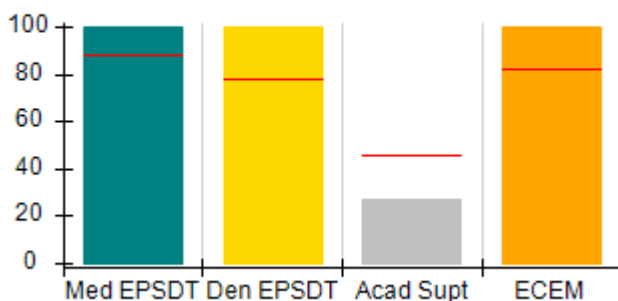
Safety Outcomes (%)



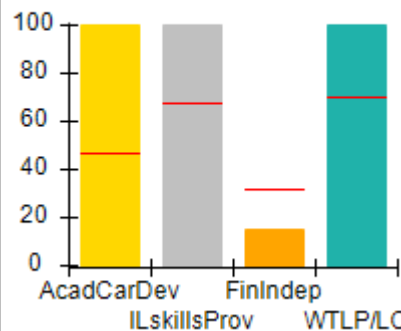
Permanency Outcomes (%)



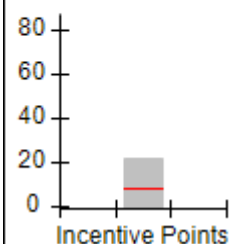
Well-Being Outcomes (%)



ILP/TLP Outcomes (%)



Incentives Earned (Points)





Performance-Based Placement Measures

RBWO Provider GA+SCORECARD - ILP/TLP

Report Quarter: Q3 FY2020

Provider/Program Name: CHRIS 180 Inc. - Summit Trail Boys ILP (4675) - ILP				
2045 Graham Circle, Atlanta, GA 30316		Quarterly Scores (Grades)		Current Quarter Score (Grade)
Phone: 404-486-9034		Q1: 96.92 (A)	Q2: 98.91 (A+)	96.90% (A)
Vendor ID# 35283		Q3: 96.90 (A)	Q4: N/A	
Program Census Information:		# Children in Care During Quarter: 11	# Placements During Quarter: 11	# Children in Care On Last Day: 7
	Avg Performance All ILP/TLPs (%)	Provider Performance (%)*	Possible Points (Weight)	Provider Points Earned
OPM Monitoring Reviews				
Annual Comprehensive Reviews	80%	69%	15	10.28
Safety Reviews	82%	95%	10	9.50
Monitoring Sub-Total			25	19.78
ILP/TLP Safety Outcomes				
Incidence of Maltreatment	0.00%	Not Eligible		
Staff Training/Foundations	93%	75%	6.5	4.88
Staff Safety Checks	81%	100%	6.5	6.50
Safety Sub-Total			13	11.38
ILP/TLP Permanency Outcomes				
Placement Stability	92%	82%	3	2.46
Permanency Sub-Total			3	2.46
ILP/TLP Well-Being Outcomes				
EPSDT Medical Visits	88%	100%	4	4.00
EPSDT Dental Visits	78%	100%	4	4.00
Academic Supports	46%	27%	2	0.54
Provider ECEM Visits	82%	100%	4	4.00
Placements with Siblings	No Data	0%	Not Scored	Not Scored
Placements within Legal County	32%	50%	Not Scored	Not Scored
Well-Being Sub-Total			14	12.54
ILP/TLP Specialty Outcomes				
Academic/Career Development	47%	100%	10	10.00
Ind Living Skills Provision	68%	100%	15	15.00
Financial Independence	32%	15%	5	0.75
WTLP/Life Coach	70%	100%	15	15.00
Specialty Sub-Total			45	40.75
*Performance calculation descriptions can be found in the FY 2019 RBWO PBP Measurements and Standards Guide.				
Monitoring & Outcomes: Possible Points = 100			Points Earned = 86.90	
Score Before Incentives Credit				86.90%

**Performance-Based Placement Measures**
RBWO Provider GA+SCORECARD - ILP/TLP

Report Quarter: Q3 FY2020

Incentives Awarded	10.00 pts
PBP Verification	N/A pts
Total Score	96.90%

Provider/Program Name: CHRIS 180 Inc. - Summit Trail Boys ILP (4675) - ILP

Program Census Information:		# Children in Care During Quarter: 11	# Placements During Quarter: 11	# Children in Care On Last Day: 7
ILP/TLP Incentive Credits	Avg Performance All ILP/TLPs (Points)	Provider Performance (%)*	Possible Points (Weight)	Provider Points Earned
No DOC Involvement		94%	5	4.70
Community Connections		50%	4	2.00
Positive Permanency Connections		90%	5	4.50
HS Grad/GED/Prof or Trade Certificate/College		N/A	10/5/5/1	
Part-Time Employment with Medical Benefits		25%	10	2.50
Living Arrangements at Discharge		0%	10	0.00
Additional Academic Supports		0%	2	0.00
Additional IL Skills Provision		100%	5	5.00
Active Agency Accreditation		50%	4	2.00
Staff Clinical Licensure		20%	5	1.00
Incentives Total	8.12			21.70

*Performance calculation descriptions can be found in the FY 2019 RBWO PBP Measurements and Standards Guide.

Child Protective Services Investigations and Dispositions

The following investigations data, which is not used for scoring but is considered significant to a provider's performance, is from Georgia SHINES and is not considered final or complete until the end of the fiscal year.

Total Reports:	0	
Number Screened In:	0	
Number Screened Out:	0	
Number Substantiated:	0	
Number Unsubstantiated:	0	
Number Active CPS Investigations:	0	



Performance-Based Placement Measures

RBWO Provider GA+SCORECARD - ILP/TLP

Report Quarter: Q3 FY2020

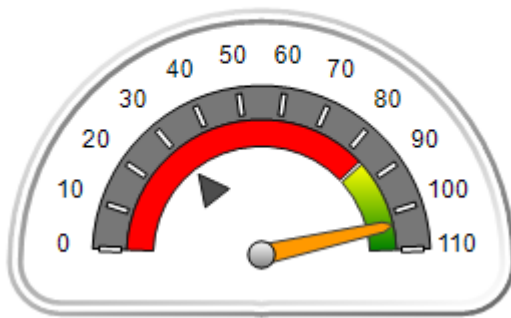
Provider/Program Name: CHRIS 180 Inc. - Summit Trail Girls ILP (4674) - ILP

2045 Graham Circle, Atlanta, GA 30316	Quarterly Scores (Grades)		Current Quarter Score (Grade)
Phone: 4044869034	Q1: 98.42 (A+)	Q2: 90.16 (A-)	103.31% (A+)
Vendor ID# 35279	Q3: 103.31 (A+)	Q4: N/A	
Program Census Information:	# Children in Care During Quarter: 3	# Placements During Quarter: 3	# Children in Care On Last Day: 2

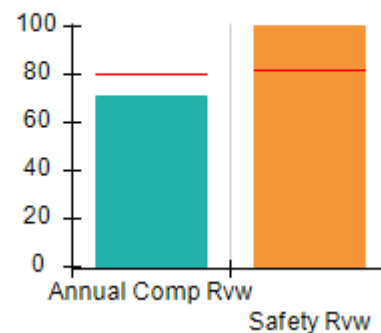
Quarterly Provider Comparisons to All ILP/TLPs

indicates average for all ILP/TLPs

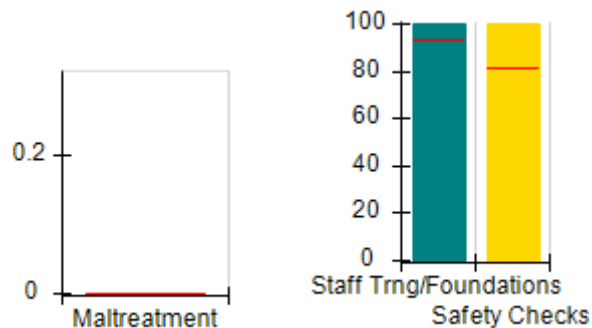
Overall Score (%)



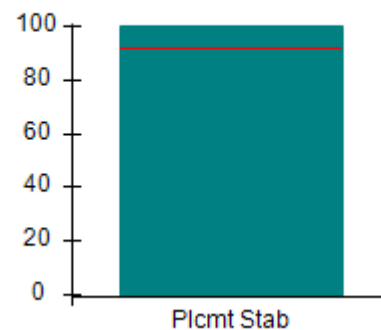
OPM Monitoring Reviews (%)



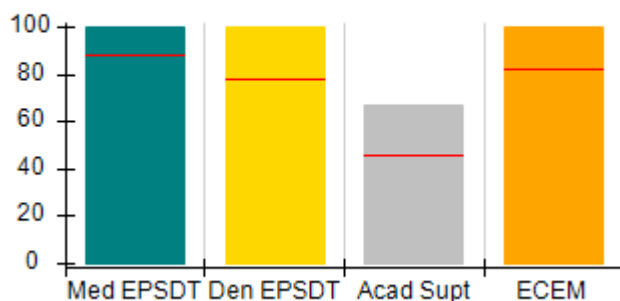
Safety Outcomes (%)



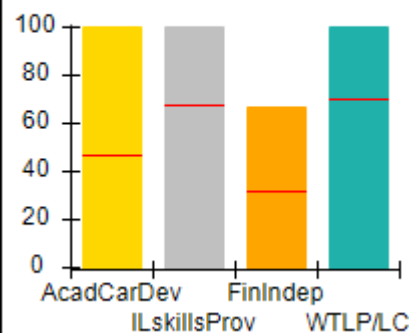
Permanency Outcomes (%)



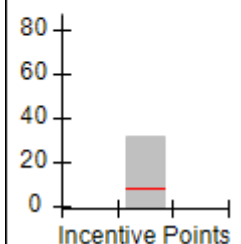
Well-Being Outcomes (%)



ILP/TLP Outcomes (%)



Incentives Earned (Points)





Performance-Based Placement Measures

RBWO Provider GA+SCORECARD - ILP/TLP

Report Quarter: Q3 FY2020

Provider/Program Name: CHRIS 180 Inc. - Summit Trail Girls ILP (4674) - ILP				
2045 Graham Circle, Atlanta, GA 30316		Quarterly Scores (Grades)		Current Quarter Score (Grade)
Phone: 4044869034		Q1: 98.42 (A+)	Q2: 90.16 (A-)	103.31% (A+)
Vendor ID# 35279		Q3: 103.31 (A+)	Q4: N/A	
Program Census Information:		# Children in Care During Quarter: 3	# Placements During Quarter: 3	# Children in Care On Last Day: 2
	Avg Performance All ILP/TLPs (%)	Provider Performance (%)*	Possible Points (Weight)	Provider Points Earned
OPM Monitoring Reviews				
Annual Comprehensive Reviews	80%	71%	15	10.62
Safety Reviews	82%	100%	10	10.00
Monitoring Sub-Total			25	20.62
ILP/TLP Safety Outcomes				
Incidence of Maltreatment	0.00%	Not Eligible		
Staff Training/Foundations	93%	100%	6.5	6.50
Staff Safety Checks	81%	100%	6.5	6.50
Safety Sub-Total			13	13.00
ILP/TLP Permanency Outcomes				
Placement Stability	92%	100%	3	3.00
Permanency Sub-Total			3	3.00
ILP/TLP Well-Being Outcomes				
EPSDT Medical Visits	88%	100%	4	4.00
EPSDT Dental Visits	78%	100%	4	4.00
Academic Supports	46%	67%	2	1.34
Provider ECEM Visits	82%	100%	4	4.00
Placements with Siblings	No Data	Not Eligible	Not Scored	Not Scored
Placements within Legal County	32%	33%	Not Scored	Not Scored
Well-Being Sub-Total			14	13.34
ILP/TLP Specialty Outcomes				
Academic/Career Development	47%	100%	10	10.00
Ind Living Skills Provision	68%	100%	15	15.00
Financial Independence	32%	67%	5	3.35
WTLP/Life Coach	70%	100%	15	15.00
Specialty Sub-Total			45	43.35
*Performance calculation descriptions can be found in the FY 2019 RBWO PBP Measurements and Standards Guide.				

Monitoring & Outcomes: Possible Points = 100

Points Earned = 93.31

Score Before Incentives Credit

93.31%

**Performance-Based Placement Measures**
RBWO Provider GA+SCORECARD - ILP/TLP

Report Quarter: Q3 FY2020

Incentives Awarded	10.00 pts
PBP Verification	N/A pts
Total Score	103.31%

Provider/Program Name: CHRIS 180 Inc. - Summit Trail Girls ILP (4674) - ILP

Program Census Information:		# Children in Care During Quarter: 3	# Placements During Quarter: 3	# Children in Care On Last Day: 2
ILP/TLP Incentive Credits	Avg Performance All ILP/TLPs (Points)	Provider Performance (%)*	Possible Points (Weight)	Provider Points Earned
No DOC Involvement		100%	5	5.00
Community Connections		100%	4	4.00
Positive Permanency Connections		100%	5	5.00
HS Grad/GED/Prof or Trade Certificate/College		N/A	10/5/5/1	
Part-Time Employment with Medical Benefits		0%	10	0.00
Living Arrangements at Discharge		100%	10	10.00
Additional Academic Supports		0%	2	0.00
Additional IL Skills Provision		100%	5	5.00
Active Agency Accreditation		50%	4	2.00
Staff Clinical Licensure		20%	5	1.00
Incentives Total	8.12			32.00

*Performance calculation descriptions can be found in the FY 2019 RBWO PBP Measurements and Standards Guide.

Child Protective Services Investigations and Dispositions

The following investigations data, which is not used for scoring but is considered significant to a provider's performance, is from Georgia SHINES and is not considered final or complete until the end of the fiscal year.

Total Reports:	0
Number Screened In:	0
Number Screened Out:	0
Number Substantiated:	0
Number Unsubstantiated:	0
Number Active CPS Investigations:	0



Performance-Based Placement Measures RBWO Provider GA+SCORECARD - ILP/TLP

Report Quarter: Q3 FY2020

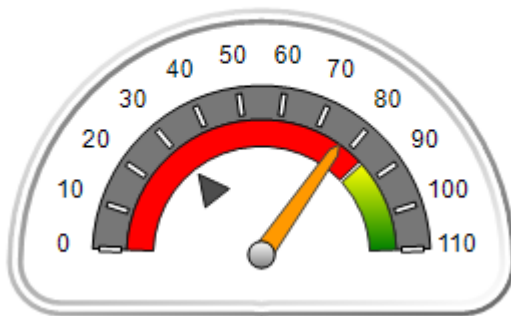
Provider/Program Name: Elks Aidmore Children's Center - ILP (5233) - ILP

1105 Lake Point Ln., Stone Mountain, GA 30088	Quarterly Scores (Grades)		Current Quarter Score (Grade)
Phone: 770-483-3535	Q1: 65.52 (D)	Q2: 77.36 (C+)	77.04% (C+)
Vendor ID# 144120	Q3: 77.04 (C+)	Q4: N/A	
Program Census Information:	# Children in Care During Quarter: 3	# Placements During Quarter: 3	# Children in Care On Last Day: 3

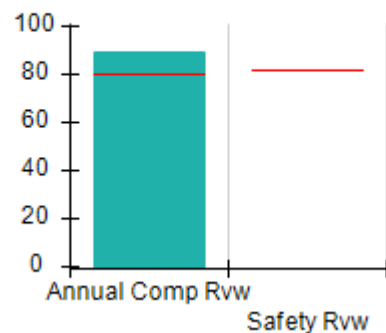
Quarterly Provider Comparisons to All ILP/TLPs

▼ — indicates average for all ILP/TLPs

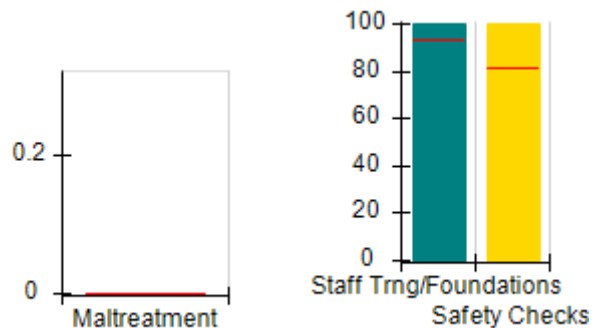
Overall Score (%)



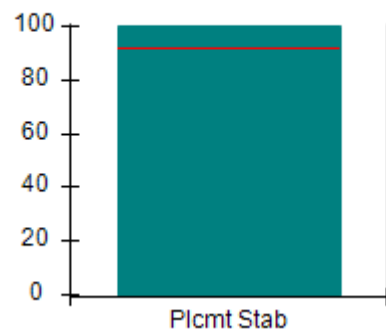
OPM Monitoring Reviews (%)



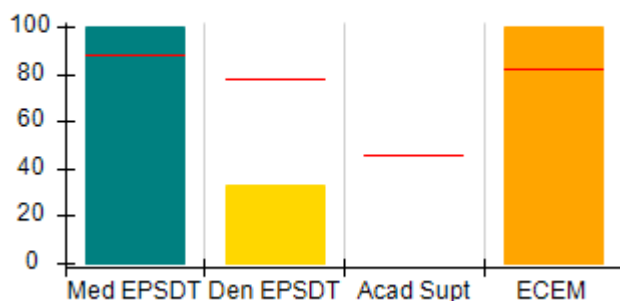
Safety Outcomes (%)



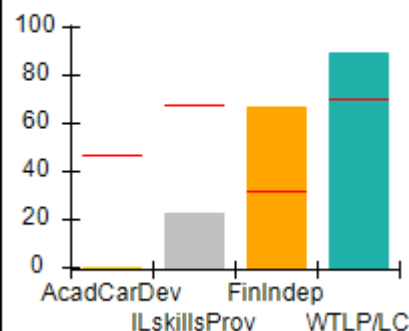
Permanency Outcomes (%)



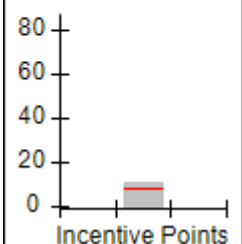
Well-Being Outcomes (%)



ILP/TLP Outcomes (%)



Incentives Earned (Points)





Performance-Based Placement Measures

RBWO Provider GA+SCORECARD - ILP/TLP

Report Quarter: Q3 FY2020

Provider/Program Name: Elks Aidmore Children's Center - ILP (5233) - ILP				
1105 Lake Point Ln., Stone Mountain, GA 30088		Quarterly Scores (Grades)		Current Quarter Score (Grade)
Phone: 770-483-3535		Q1: 65.52 (D)	Q2: 77.36 (C+)	77.04% (C+)
Vendor ID# 144120		Q3: 77.04 (C+)	Q4: N/A	
Program Census Information:		# Children in Care During Quarter: 3	# Placements During Quarter: 3	# Children in Care On Last Day: 3
	Avg Performance All ILP/TLPs (%)	Provider Performance (%)*	Possible Points (Weight)	Provider Points Earned
OPM Monitoring Reviews				
Annual Comprehensive Reviews	80%	90%	15	13.46
Safety Reviews	82%	Not Yet Conducted		
Monitoring Sub-Total			15	13.46
ILP/TLP Safety Outcomes				
Incidence of Maltreatment	0.00%	Not Eligible		
Staff Training/Foundations	93%	100%	6.5	6.50
Staff Safety Checks	81%	100%	6.5	6.50
Safety Sub-Total			13	13.00
ILP/TLP Permanency Outcomes				
Placement Stability	92%	100%	3	3.00
Permanency Sub-Total			3	3.00
ILP/TLP Well-Being Outcomes				
EPSDT Medical Visits	88%	100%	4.7	4.67
EPSDT Dental Visits	78%	33%	4.7	1.54
Academic Supports	46%	Not Eligible		
Provider ECEM Visits	82%	100%	4.7	4.67
Placements with Siblings	No Data	Not Eligible	Not Scored	Not Scored
Placements within Legal County	32%	Not Eligible	Not Scored	Not Scored
Well-Being Sub-Total			14	10.87
ILP/TLP Specialty Outcomes				
Academic/Career Development	47%	0%	10	0.00
Ind Living Skills Provision	68%	22%	15	3.30
Financial Independence	32%	67%	5	3.35
WTLP/Life Coach	70%	89%	15	13.35
Specialty Sub-Total			45	20.00
*Performance calculation descriptions can be found in the FY 2019 RBWO PBP Measurements and Standards Guide.				
Monitoring & Outcomes: Possible Points = 95			Points Earned = 60.33	
Score Before Incentives Credit				67.04%



Performance-Based Placement Measures

RBWO Provider GA+SCORECARD - ILP/TLP

Report Quarter: Q3 FY2020

Incentives Awarded	10.00 pts
PBP Verification	N/A pts
Total Score	77.04%

Provider/Program Name: Elks Aidmore Children's Center - ILP (5233) - ILP

Program Census Information:		# Children in Care During Quarter: 3	# Placements During Quarter: 3	# Children in Care On Last Day: 3
ILP/TLP Incentive Credits	Avg Performance All ILP/TLPs (Points)	Provider Performance (%)*	Possible Points (Weight)	Provider Points Earned
No DOC Involvement		100%	5	5.00
Community Connections		100%	4	4.00
Positive Permanency Connections		0%	5	0.00
HS Grad/GED/Prof or Trade Certificate/College		N/A	10/5/5/1	
Part-Time Employment with Medical Benefits		Not Eligible	10	
Living Arrangements at Discharge		Not Eligible	10	
Additional Academic Supports		Not Eligible	2	
Additional IL Skills Provision		0%	5	0.00
Active Agency Accreditation		50%	4	2.00
Staff Clinical Licensure		0%	5	0.00
Incentives Total	8.12			11.00

*Performance calculation descriptions can be found in the FY 2019 RBWO PBP Measurements and Standards Guide.

Child Protective Services Investigations and Dispositions

The following investigations data, which is not used for scoring but is considered significant to a provider's performance, is from Georgia SHINES and is not considered final or complete until the end of the fiscal year.

Total Reports:	0
Number Screened In:	0
Number Screened Out:	0
Number Substantiated:	0
Number Unsubstantiated:	0
Number Active CPS Investigations:	0




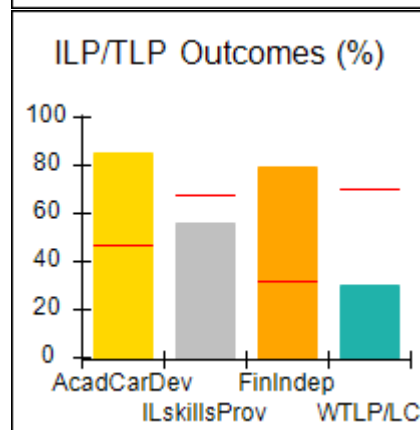
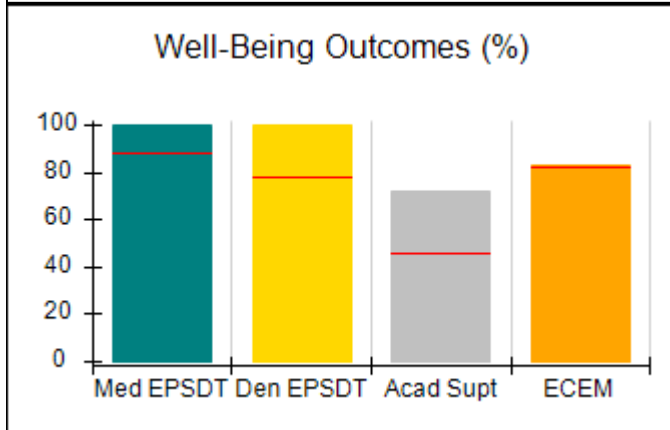
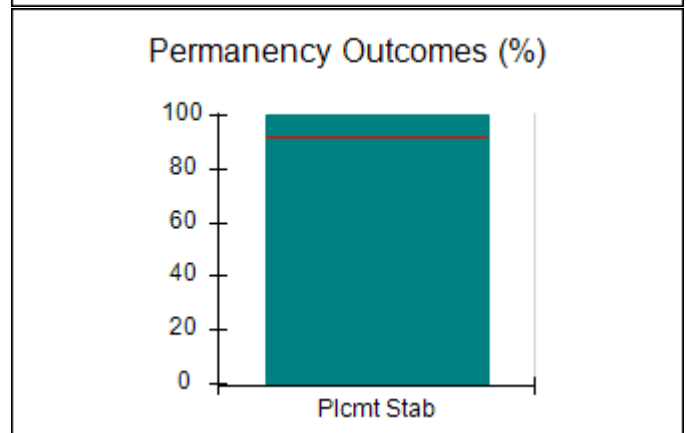
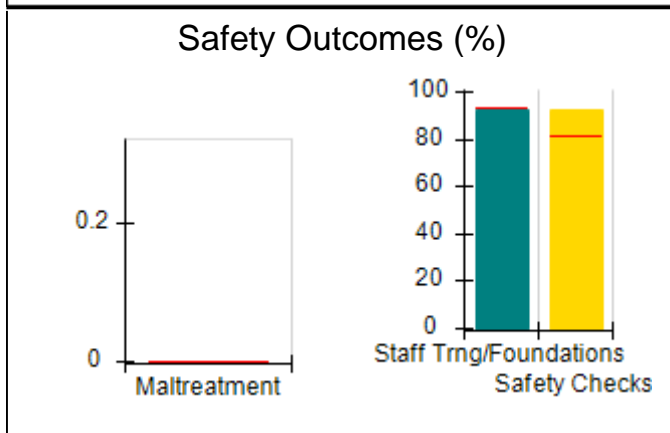
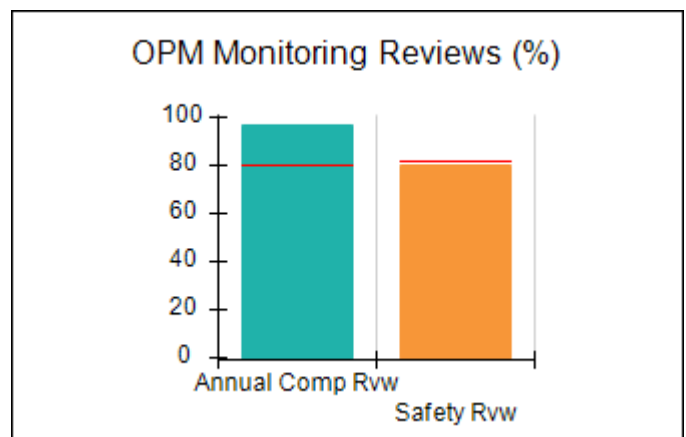
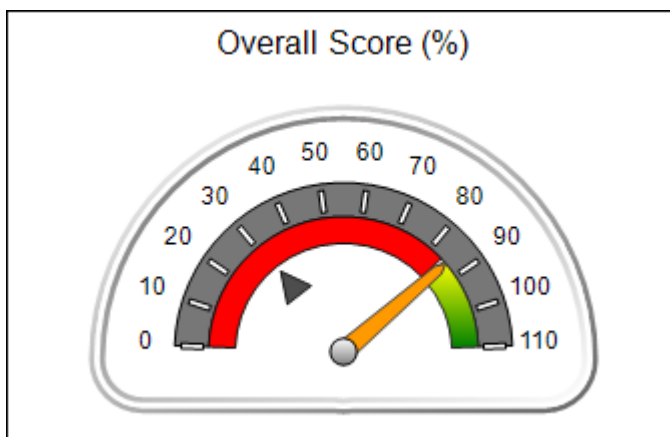
Performance-Based Placement Measures

RBWO Provider GA+SCORECARD - ILP/TLP

Report Quarter: Q3 FY2020

Provider/Program Name: Elks Aidmore Children's Center - Transitional Living Program (629) - TLP			
2394 Morrison Rd., Conyers, GA 30094	Quarterly Scores (Grades)		Current Quarter Score (Grade)
Phone: 770-483-3535	Q1: 82.29 (B-)	Q2: 81.45 (B-)	85.79% (B)
Vendor ID# 53063	Q3: 85.79 (B)	Q4: N/A	
Program Census Information:	# Children in Care During Quarter: 13	# Placements During Quarter: 13	# Children in Care On Last Day: 9
Quarterly Provider Comparisons to All ILP/TLPs			

▼ — indicates average for all ILP/TLPs





Performance-Based Placement Measures

RBWO Provider GA+SCORECARD - ILP/TLP

Report Quarter: Q3 FY2020

Provider/Program Name: Elks Aidmore Children's Center - Transitional Living Program (629) - TLP				
2394 Morrison Rd., Conyers, GA 30094		Quarterly Scores (Grades)		Current Quarter Score (Grade)
Phone: 770-483-3535		Q1: 82.29 (B-)	Q2: 81.45 (B-)	85.79% (B)
Vendor ID# 53063		Q3: 85.79 (B)	Q4: N/A	
Program Census Information:		# Children in Care During Quarter: 13	# Placements During Quarter: 13	# Children in Care On Last Day: 9
	Avg Performance All ILP/TLPs (%)	Provider Performance (%)*	Possible Points (Weight)	Provider Points Earned
OPM Monitoring Reviews				
Annual Comprehensive Reviews	80%	97%	15	14.48
Safety Reviews	82%	80%	10	8.00
Monitoring Sub-Total			25	22.48
ILP/TLP Safety Outcomes				
Incidence of Maltreatment	0.00%	No Substantiated Reports	3	3.00
Staff Training/Foundations	93%	92%	5	4.60
Staff Safety Checks	81%	92%	5	4.60
Safety Sub-Total			13	12.20
ILP/TLP Permanency Outcomes				
Placement Stability	92%	100%	3	3.00
Permanency Sub-Total			3	3.00
ILP/TLP Well-Being Outcomes				
EPSDT Medical Visits	88%	100%	4	4.00
EPSDT Dental Visits	78%	100%	4	4.00
Academic Supports	46%	72%	2	1.44
Provider ECEM Visits	82%	83%	4	3.32
Placements with Siblings	No Data	0%	Not Scored	Not Scored
Placements within Legal County	32%	0%	Not Scored	Not Scored
Well-Being Sub-Total			14	12.76
ILP/TLP Specialty Outcomes				
Academic/Career Development	47%	85%	10	8.50
Ind Living Skills Provision	68%	56%	15	8.40
Financial Independence	32%	79%	5	3.95
WTLP/Life Coach	70%	30%	15	4.50
Specialty Sub-Total			45	25.35
*Performance calculation descriptions can be found in the FY 2019 RBWO PBP Measurements and Standards Guide.				

Monitoring & Outcomes: Possible Points = 100
Points Earned = 75.79



Performance-Based Placement Measures

RBWO Provider GA+SCORECARD - ILP/TLP

Report Quarter: Q3 FY2020

Score Before Incentives Credit	75.79%
Incentives Awarded	10.00 pts
PBP Verification	N/A pts
Total Score	85.79%

Provider/Program Name: Elks Aidmore Children's Center - Transitional Living Program (629) - TLP

Program Census Information:		# Children in Care During Quarter: 13	# Placements During Quarter: 13	# Children in Care On Last Day: 9
ILP/TLP Incentive Credits	Avg Performance All ILP/TLPs (Points)	Provider Performance (%)*	Possible Points (Weight)	Provider Points Earned
No DOC Involvement		65%	5	3.25
Community Connections		78%	4	3.12
Positive Permanency Connections		88%	5	4.40
HS Grad/GED/Prof or Trade Certificate/College		N/A	10/5/5/1	
Part-Time Employment with Medical Benefits		33%	10	3.30
Living Arrangements at Discharge		0%	10	0.00
Additional Academic Supports		46%	2	0.92
Additional IL Skills Provision		0%	5	0.00
Active Agency Accreditation		0%	4	0.00
Staff Clinical Licensure		0%	5	0.00
Incentives Total	8.12			14.99

*Performance calculation descriptions can be found in the FY 2019 RBWO PBP Measurements and Standards Guide.

Child Protective Services Investigations and Dispositions

The following investigations data, which is not used for scoring but is considered significant to a provider's performance, is from Georgia SHINES and is not considered final or complete until the end of the fiscal year.

Total Reports:	0
Number Screened In:	0
Number Screened Out:	0
Number Substantiated:	0
Number Unsubstantiated:	0
Number Active CPS Investigations:	0

**Performance-Based Placement Measures**
RBWO Provider GA+SCORECARD - ILP/TLP

Report Quarter: Q3 FY2020

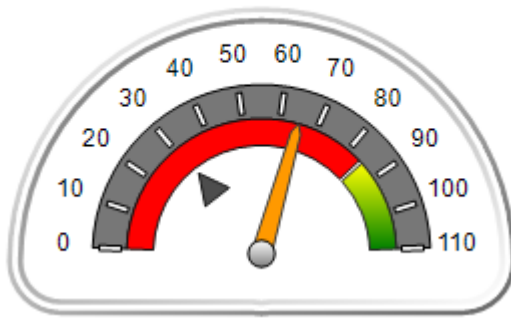
Provider/Program Name: ENA, Inc., dba NECCO (formerly GA SAFE) - Albany ILP (5171) - ILP

2516 Dawson Road, Albany, GA 31707	Quarterly Scores (Grades)		Current Quarter Score (Grade)
Phone: 229-299-5095	Q1: 73.42 (C-)	Q2: 72.52 (C-)	64.92% (D)
Vendor ID# 119959	Q3: 64.92 (D)	Q4: N/A	
Program Census Information:	# Children in Care During Quarter: 3	# Placements During Quarter: 3	# Children in Care On Last Day: 3

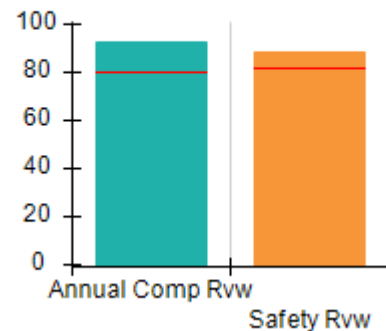
Quarterly Provider Comparisons to All ILP/TLPs

▼ — indicates average for all ILP/TLPs

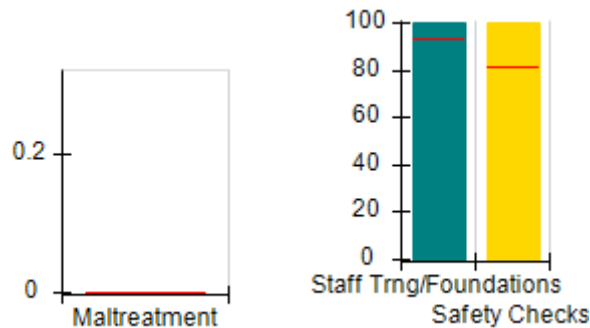
Overall Score (%)



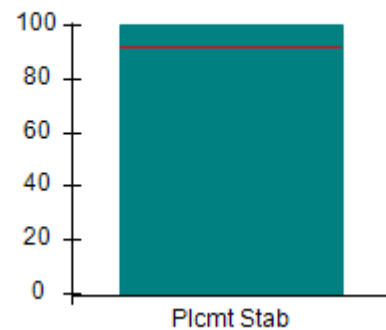
OPM Monitoring Reviews (%)



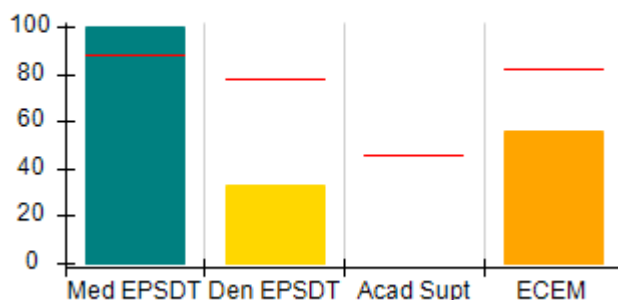
Safety Outcomes (%)



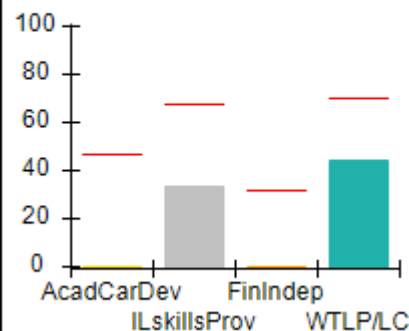
Permanency Outcomes (%)



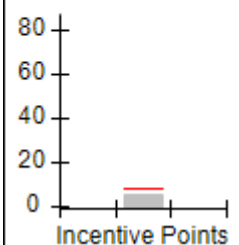
Well-Being Outcomes (%)



ILP/TLP Outcomes (%)



Incentives Earned (Points)





Performance-Based Placement Measures

RBWO Provider GA+SCORECARD - ILP/TLP

Report Quarter: Q3 FY2020

Provider/Program Name: ENA, Inc., dba NECCO (formerly GA SAFE) - Albany ILP (5171) - ILP

2516 Dawson Road, Albany, GA 31707	Quarterly Scores (Grades)		Current Quarter Score (Grade)
Phone: 229-299-5095	Q1: 73.42 (C-)	Q2: 72.52 (C-)	64.92% (D)
Vendor ID# 119959	Q3: 64.92 (D)	Q4: N/A	

Program Census Information:	# Children in Care During Quarter: 3	# Placements During Quarter: 3	# Children in Care On Last Day: 3
-----------------------------	--------------------------------------	--------------------------------	-----------------------------------

	Avg Performance All ILP/TLPs (%)	Provider Performance (%)*	Possible Points (Weight)	Provider Points Earned
--	----------------------------------	---------------------------	--------------------------	------------------------

OPM Monitoring Reviews

Annual Comprehensive Reviews	80%	92%	15	13.87
Safety Reviews	82%	88%	10	8.83
Monitoring Sub-Total			25	22.70

ILP/TLP Safety Outcomes

Incidence of Maltreatment	0.00%	Not Eligible		
Staff Training/Foundations	93%	100%	6.5	6.50
Staff Safety Checks	81%	100%	6.5	6.50
Safety Sub-Total			13	13.00

ILP/TLP Permanency Outcomes

Placement Stability	92%	100%	3	3.00
Permanency Sub-Total			3	3.00

ILP/TLP Well-Being Outcomes

EPSDT Medical Visits	88%	100%	4.7	4.67
EPSDT Dental Visits	78%	33%	4.7	1.54
Academic Supports	46%	Not Eligible		
Provider ECEM Visits	82%	56%	4.7	2.61
Placements with Siblings	No Data	0%	Not Scored	Not Scored
Placements within Legal County	32%	Not Eligible	Not Scored	Not Scored
Well-Being Sub-Total			14	8.82

ILP/TLP Specialty Outcomes

Academic/Career Development	47%	0%	10	0.00
Ind Living Skills Provision	68%	33%	15	4.95
Financial Independence	32%	0%	5	0.00
WTLP/Life Coach	70%	44%	15	6.60
Specialty Sub-Total			45	11.55

*Performance calculation descriptions can be found in the FY 2019 RBWO PBP Measurements and Standards Guide.

Monitoring & Outcomes: Possible Points = 100	Points Earned = 59.07
---	------------------------------



Performance-Based Placement Measures

RBWO Provider GA+SCORECARD - ILP/TLP

Report Quarter: Q3 FY2020

Score Before Incentives Credit	59.07%
Incentives Awarded	05.85 pts
PBP Verification	N/A pts
Total Score	64.92%

Provider/Program Name: ENA, Inc., dba NECCO (formerly GA SAFE) - Albany ILP (5171) - ILP

Program Census Information:		# Children in Care During Quarter: 3	# Placements During Quarter: 3	# Children in Care On Last Day: 3
ILP/TLP Incentive Credits	Avg Performance All ILP/TLPs (Points)	Provider Performance (%)*	Possible Points (Weight)	Provider Points Earned
No DOC Involvement		33%	5	1.65
Community Connections		0%	4	0.00
Positive Permanency Connections		33%	5	1.65
HS Grad/GED/Prof or Trade Certificate/College		N/A	10/5/5/1	
Part-Time Employment with Medical Benefits		Not Eligible	10	
Living Arrangements at Discharge		Not Eligible	10	
Additional Academic Supports		Not Eligible	2	
Additional IL Skills Provision		11%	5	0.55
Active Agency Accreditation		50%	4	2.00
Staff Clinical Licensure		0%	5	0.00
Incentives Total	8.12			5.85

*Performance calculation descriptions can be found in the FY 2019 RBWO PBP Measurements and Standards Guide.

Child Protective Services Investigations and Dispositions

The following investigations data, which is not used for scoring but is considered significant to a provider's performance, is from Georgia SHINES and is not considered final or complete until the end of the fiscal year.

Total Reports:	0
Number Screened In:	0
Number Screened Out:	0
Number Substantiated:	0
Number Unsubstantiated:	0
Number Active CPS Investigations:	0



Performance-Based Placement Measures

RBWO Provider GA+SCORECARD - ILP/TLP

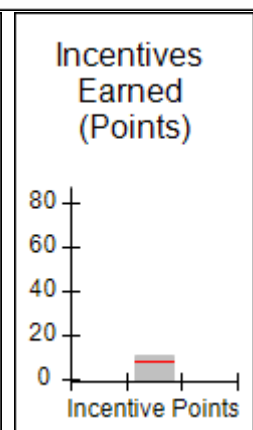
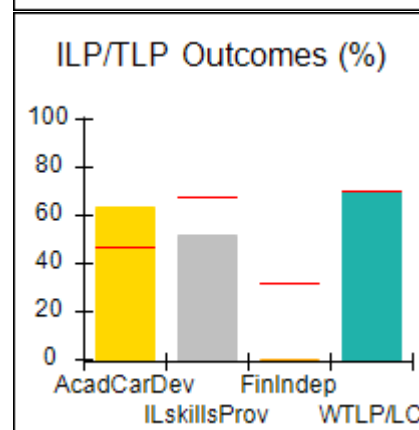
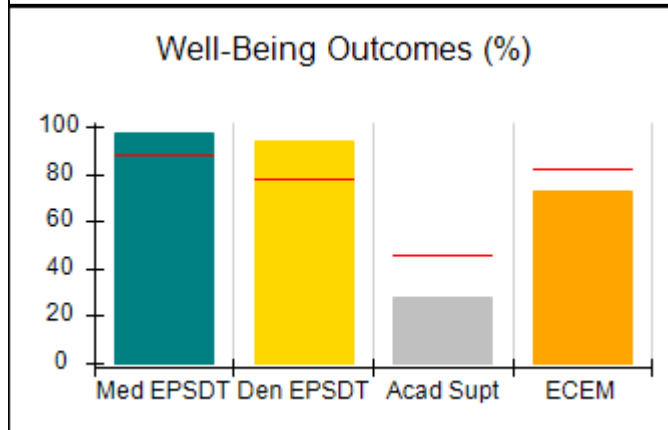
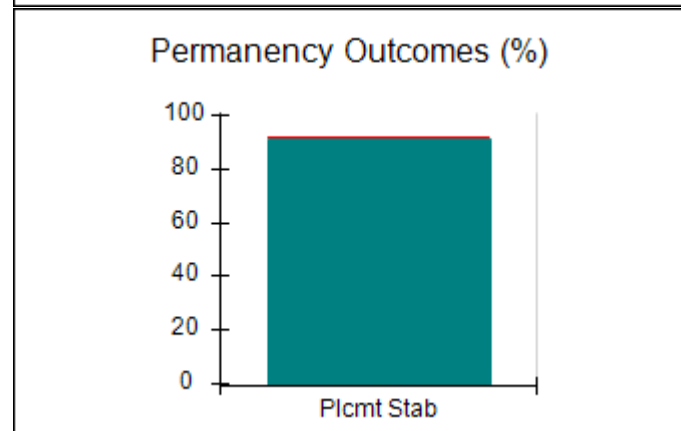
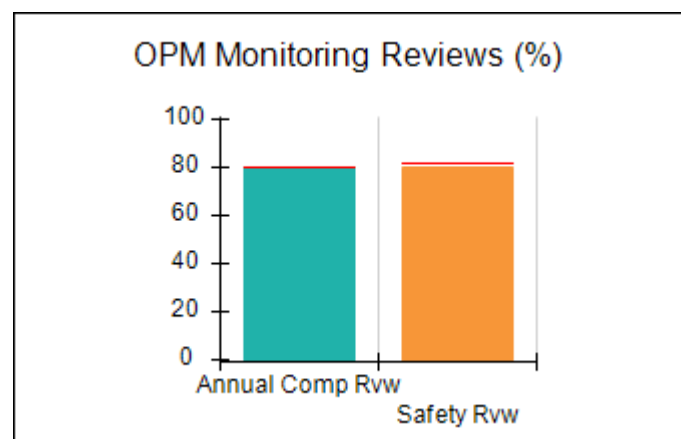
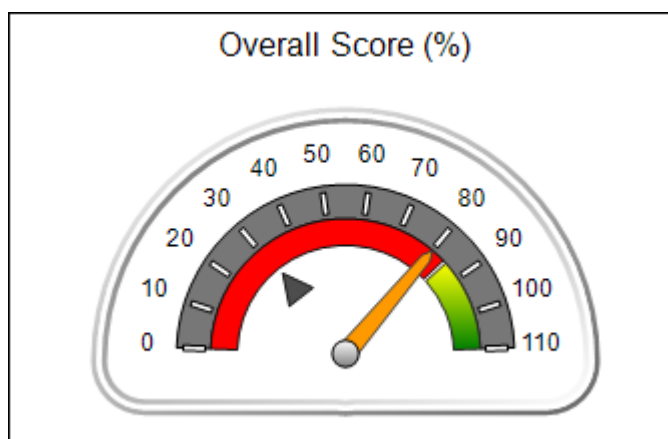
Report Quarter: Q3 FY2020

Provider/Program Name: ENA, Inc., dba NECCO (formerly GA SAFE) - Jonesboro ILP (5136) - ILP

2262 Mt. Zion Rd, Jonesboro, GA 30236	Quarterly Scores (Grades)		Current Quarter Score (Grade)
Phone: 678-610-1933	Q1: 82.22 (B-)	Q2: 82.28 (B-)	80.11% (B-)
Vendor ID# 114043	Q3: 80.11 (B-)	Q4: N/A	
Program Census Information:	# Children in Care During Quarter: 43	# Placements During Quarter: 46	# Children in Care On Last Day: 30

Quarterly Provider Comparisons to All ILP/TLPs

indicates average for all ILP/TLPs





Performance-Based Placement Measures

RBWO Provider GA+SCORECARD - ILP/TLP

Report Quarter: Q3 FY2020

Provider/Program Name: ENA, Inc., dba NECCO (formerly GA SAFE) - Jonesboro ILP (5136) - ILP				
2262 Mt. Zion Rd, Jonesboro, GA 30236		Quarterly Scores (Grades)		Current Quarter Score (Grade)
Phone: 678-610-1933		Q1: 82.22 (B-)	Q2: 82.28 (B-)	80.11% (B-)
Vendor ID# 114043		Q3: 80.11 (B-)	Q4: N/A	
Program Census Information:		# Children in Care During Quarter: 43	# Placements During Quarter: 46	# Children in Care On Last Day: 30
	Avg Performance All ILP/TLPs (%)	Provider Performance (%)*	Possible Points (Weight)	Provider Points Earned
OPM Monitoring Reviews				
Annual Comprehensive Reviews	80%	80%	15	12.06
Safety Reviews	82%	80%	10	8.00
Monitoring Sub-Total			25	20.06
ILP/TLP Safety Outcomes				
Incidence of Maltreatment	0.00%	No Substantiated Reports	3	3.00
Staff Training/Foundations	93%	86%	5	4.30
Staff Safety Checks	81%	86%	5	4.30
Safety Sub-Total			13	11.60
ILP/TLP Permanency Outcomes				
Placement Stability	92%	91%	3	2.73
Permanency Sub-Total			3	2.73
ILP/TLP Well-Being Outcomes				
EPSDT Medical Visits	88%	97%	4	3.88
EPSDT Dental Visits	78%	94%	4	3.76
Academic Supports	46%	28%	2	0.56
Provider ECEM Visits	82%	73%	4	2.92
Placements with Siblings	No Data	0%	Not Scored	Not Scored
Placements within Legal County	32%	0%	Not Scored	Not Scored
Well-Being Sub-Total			14	11.12
ILP/TLP Specialty Outcomes				
Academic/Career Development	47%	63%	10	6.30
Ind Living Skills Provision	68%	52%	15	7.80
Financial Independence	32%	0%	5	0.00
WTLP/Life Coach	70%	70%	15	10.50
Specialty Sub-Total			45	24.60
*Performance calculation descriptions can be found in the FY 2019 RBWO PBP Measurements and Standards Guide.				

Monitoring & Outcomes: Possible Points = 100

Points Earned = 70.11



Performance-Based Placement Measures

RBWO Provider GA+SCORECARD - ILP/TLP

Report Quarter: Q3 FY2020

Score Before Incentives Credit	70.11%
Incentives Awarded	10.00 pts
PBP Verification	N/A pts
Total Score	80.11%

Provider/Program Name: ENA, Inc., dba NECCO (formerly GA SAFE) - Jonesboro ILP (5136) - ILP

Program Census Information:		# Children in Care During Quarter: 43	# Placements During Quarter: 46	# Children in Care On Last Day: 30
ILP/TLP Incentive Credits	Avg Performance All ILP/TLPs (Points)	Provider Performance (%)*	Possible Points (Weight)	Provider Points Earned
No DOC Involvement		90%	5	4.50
Community Connections		0%	4	0.00
Positive Permanency Connections		22%	5	1.10
HS Grad/GED/Prof or Trade Certificate/College		N/A	10/5/5/1	
Part-Time Employment with Medical Benefits		31%	10	3.10
Living Arrangements at Discharge		6%	10	0.60
Additional Academic Supports		2%	2	0.04
Additional IL Skills Provision		0%	5	0.00
Active Agency Accreditation		50%	4	2.00
Staff Clinical Licensure		0%	5	0.00
Incentives Total	8.12			11.34

*Performance calculation descriptions can be found in the FY 2019 RBWO PBP Measurements and Standards Guide.

Child Protective Services Investigations and Dispositions

The following investigations data, which is not used for scoring but is considered significant to a provider's performance, is from Georgia SHINES and is not considered final or complete until the end of the fiscal year.

Total Reports:	0
Number Screened In:	0
Number Screened Out:	0
Number Substantiated:	0
Number Unsubstantiated:	0
Number Active CPS Investigations:	0



Performance-Based Placement Measures

RBWO Provider GA+SCORECARD - ILP/TLP

Report Quarter: Q3 FY2020

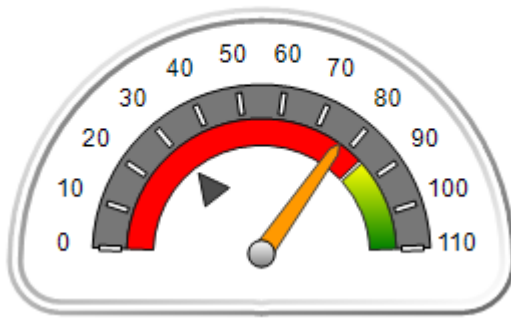
Provider/Program Name: ENA, Inc., dba NECCO (formerly GA SAFE) - Macon ILP (5172) - ILP

150 North Crest Blvd, Macon, GA 31210	Quarterly Scores (Grades)		Current Quarter Score (Grade)
Phone: 478-254-2902	Q1: 75.76 (C)	Q2: 64.59 (D)	77.11% (C+)
Vendor ID# 92617	Q3: 77.11 (C+)	Q4: N/A	
Program Census Information:	# Children in Care During Quarter: 13	# Placements During Quarter: 13	# Children in Care On Last Day: 10

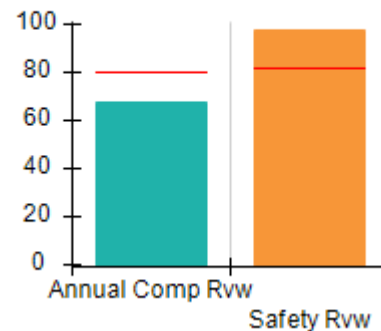
Quarterly Provider Comparisons to All ILP/TLPs

indicates average for all ILP/TLPs

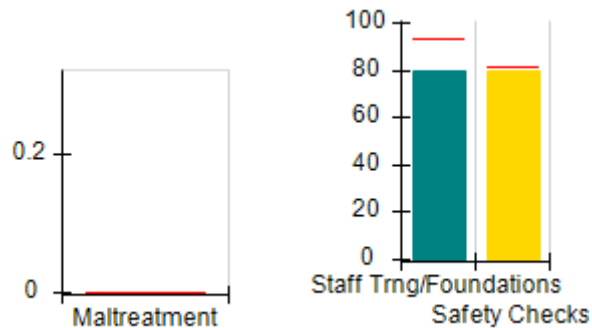
Overall Score (%)



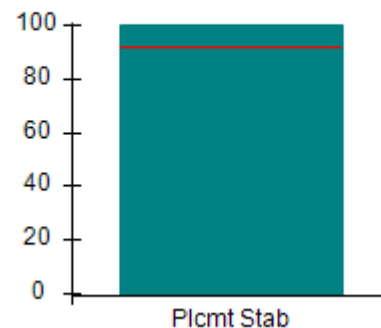
OPM Monitoring Reviews (%)



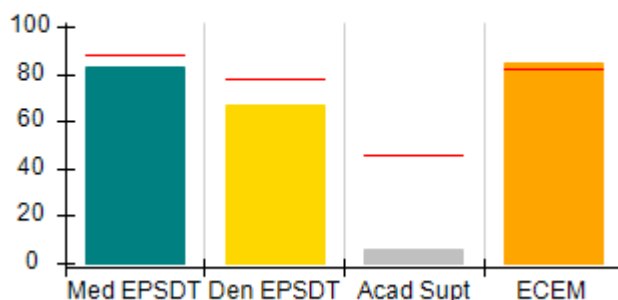
Safety Outcomes (%)



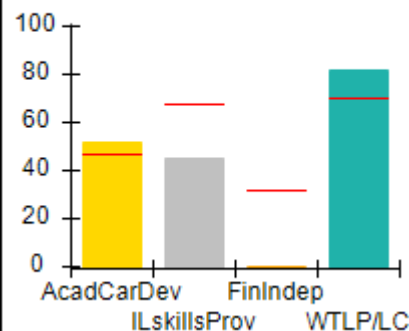
Permanency Outcomes (%)



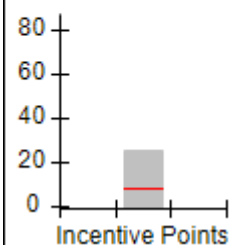
Well-Being Outcomes (%)



ILP/TLP Outcomes (%)



Incentives Earned (Points)





Performance-Based Placement Measures

RBWO Provider GA+SCORECARD - ILP/TLP

Report Quarter: Q3 FY2020

Provider/Program Name: ENA, Inc., dba NECCO (formerly GA SAFE) - Macon ILP (5172) - ILP

150 North Crest Blvd, Macon, GA 31210	Quarterly Scores (Grades)		Current Quarter Score (Grade)
Phone: 478-254-2902	Q1: 75.76 (C)	Q2: 64.59 (D)	77.11% (C+)
Vendor ID# 92617	Q3: 77.11 (C+)	Q4: N/A	

Program Census Information:	# Children in Care During Quarter: 13	# Placements During Quarter: 13	# Children in Care On Last Day: 10
-----------------------------	---------------------------------------	---------------------------------	------------------------------------

	Avg Performance All ILP/TLPs (%)	Provider Performance (%)*	Possible Points (Weight)	Provider Points Earned
--	---	----------------------------------	---------------------------------	-------------------------------

OPM Monitoring Reviews

Annual Comprehensive Reviews	80%	68%	15	10.19
Safety Reviews	82%	98%	10	9.75
Monitoring Sub-Total			25	19.94

ILP/TLP Safety Outcomes

Incidence of Maltreatment	0.00%	Not Eligible		
Staff Training/Foundations	93%	80%	6.5	5.20
Staff Safety Checks	81%	80%	6.5	5.20
Safety Sub-Total			13	10.40

ILP/TLP Permanency Outcomes

Placement Stability	92%	100%	3	3.00
Permanency Sub-Total			3	3.00

ILP/TLP Well-Being Outcomes

EPSDT Medical Visits	88%	83%	4	3.32
EPSDT Dental Visits	78%	67%	4	2.68
Academic Supports	46%	6%	2	0.12
Provider ECEM Visits	82%	85%	4	3.40
Placements with Siblings	No Data	0%	Not Scored	Not Scored
Placements within Legal County	32%	0%	Not Scored	Not Scored
Well-Being Sub-Total			14	9.52

ILP/TLP Specialty Outcomes

Academic/Career Development	47%	52%	10	5.20
Ind Living Skills Provision	68%	45%	15	6.75
Financial Independence	32%	0%	5	0.00
WTLP/Life Coach	70%	82%	15	12.30
Specialty Sub-Total			45	24.25

*Performance calculation descriptions can be found in the FY 2019 RBWO PBP Measurements and Standards Guide.

Monitoring & Outcomes: Possible Points = 100	Points Earned = 67.11
---	------------------------------



Performance-Based Placement Measures

RBWO Provider GA+SCORECARD - ILP/TLP

Report Quarter: Q3 FY2020

Score Before Incentives Credit	67.11%
Incentives Awarded	10.00 pts
PBP Verification	N/A pts
Total Score	77.11%

Provider/Program Name: ENA, Inc., dba NECCO (formerly GA SAFE) - Macon ILP (5172) - ILP

Program Census Information:		# Children in Care During Quarter: 13	# Placements During Quarter: 13	# Children in Care On Last Day: 10
ILP/TLP Incentive Credits	Avg Performance All ILP/TLPs (Points)	Provider Performance (%)*	Possible Points (Weight)	Provider Points Earned
No DOC Involvement		97%	5	4.85
Community Connections		80%	4	3.20
Positive Permanency Connections		100%	5	5.00
HS Grad/GED/Prof or Trade Certificate/College		N/A	10/5/5/1	
Part-Time Employment with Medical Benefits		100%	10	10.00
Living Arrangements at Discharge		0%	10	0.00
Additional Academic Supports		0%	2	0.00
Additional IL Skills Provision		0%	5	0.00
Active Agency Accreditation		50%	4	2.00
Staff Clinical Licensure		0%	5	0.00
Incentives Total	8.12			25.05

*Performance calculation descriptions can be found in the FY 2019 RBWO PBP Measurements and Standards Guide.

Child Protective Services Investigations and Dispositions

The following investigations data, which is not used for scoring but is considered significant to a provider's performance, is from Georgia SHINES and is not considered final or complete until the end of the fiscal year.

Total Reports:	0
Number Screened In:	0
Number Screened Out:	0
Number Substantiated:	0
Number Unsubstantiated:	0
Number Active CPS Investigations:	0



Performance-Based Placement Measures

RBWO Provider GA+SCORECARD - ILP/TLP

Report Quarter: Q3 FY2020

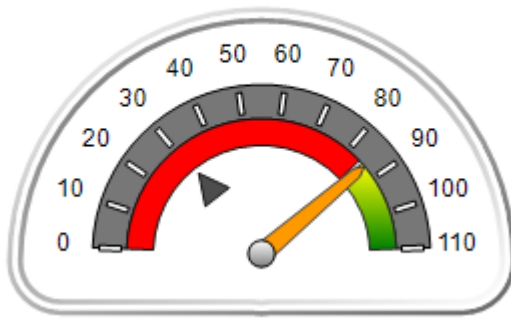
Provider/Program Name: ENA, Inc., dba NECCO (formerly GA SAFE) - Martinez ILP (5137) - ILP

4424 Columbia Rd., Martinez, GA 30907	Quarterly Scores (Grades)		Current Quarter Score (Grade)
Phone: 706-210-3435	Q1: 74.02 (C)	Q2: 76.50 (C)	86.04% (B)
Vendor ID# 114072	Q3: 86.04 (B)	Q4: N/A	
Program Census Information:	# Children in Care During Quarter: 6	# Placements During Quarter: 6	# Children in Care On Last Day: 5

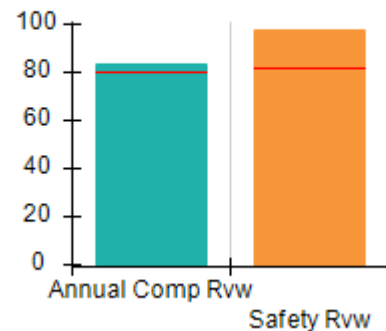
Quarterly Provider Comparisons to All ILP/TLPs

indicates average for all ILP/TLPs

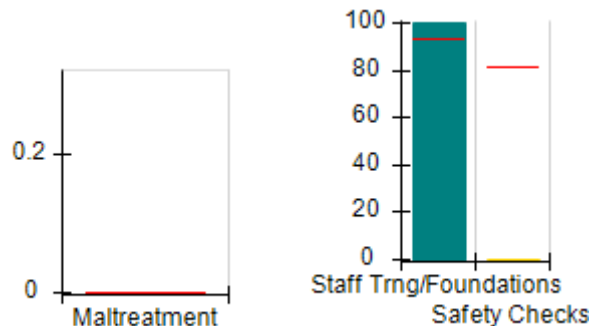
Overall Score (%)



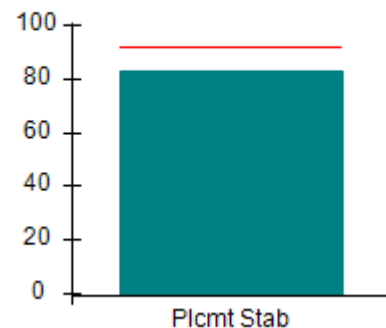
OPM Monitoring Reviews (%)



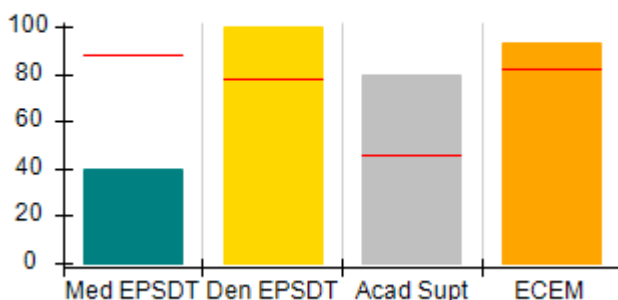
Safety Outcomes (%)



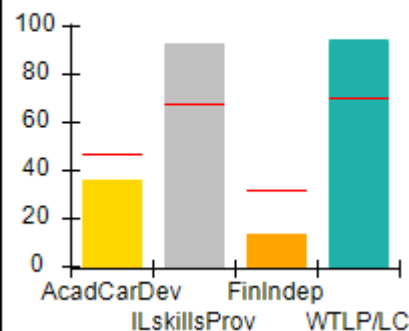
Permanency Outcomes (%)



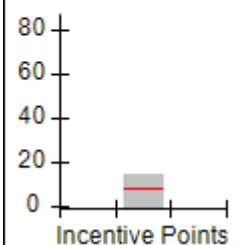
Well-Being Outcomes (%)



ILP/TLP Outcomes (%)



Incentives Earned (Points)





Performance-Based Placement Measures

RBWO Provider GA+SCORECARD - ILP/TLP

Report Quarter: Q3 FY2020

Provider/Program Name: ENA, Inc., dba NECCO (formerly GA SAFE) - Martinez ILP (5137) - ILP

4424 Columbia Rd., Martinez, GA 30907	Quarterly Scores (Grades)		Current Quarter Score (Grade)
Phone: 706-210-3435	Q1: 74.02 (C)	Q2: 76.50 (C)	86.04% (B)
Vendor ID# 114072	Q3: 86.04 (B)	Q4: N/A	

Program Census Information:	# Children in Care During Quarter: 6	# Placements During Quarter: 6	# Children in Care On Last Day: 5
-----------------------------	--------------------------------------	--------------------------------	-----------------------------------

	Avg Performance All ILP/TLPs (%)	Provider Performance (%)*	Possible Points (Weight)	Provider Points Earned
--	----------------------------------	---------------------------	--------------------------	------------------------

OPM Monitoring Reviews

Annual Comprehensive Reviews	80%	84%	15	12.58
Safety Reviews	82%	98%	10	9.75
Monitoring Sub-Total			25	22.33

ILP/TLP Safety Outcomes

Incidence of Maltreatment	0.00%	No Substantiated Reports	3	3.00
Staff Training/Foundations	93%	100%	5	5.00
Staff Safety Checks	81%	0%	5	0.00
Safety Sub-Total			13	8.00

ILP/TLP Permanency Outcomes

Placement Stability	92%	83%	3	2.49
Permanency Sub-Total			3	2.49

ILP/TLP Well-Being Outcomes

EPSDT Medical Visits	88%	40%	4	1.60
EPSDT Dental Visits	78%	100%	4	4.00
Academic Supports	46%	80%	2	1.60
Provider ECEM Visits	82%	93%	4	3.72
Placements with Siblings	No Data	Not Eligible	Not Scored	Not Scored
Placements within Legal County	32%	0%	Not Scored	Not Scored
Well-Being Sub-Total			14	10.92

ILP/TLP Specialty Outcomes

Academic/Career Development	47%	36%	10	3.60
Ind Living Skills Provision	68%	93%	15	13.95
Financial Independence	32%	13%	5	0.65
WTLP/Life Coach	70%	94%	15	14.10
Specialty Sub-Total			45	32.30

*Performance calculation descriptions can be found in the FY 2019 RBWO PBP Measurements and Standards Guide.

Monitoring & Outcomes: Possible Points = 100

Points Earned = 76.04



Performance-Based Placement Measures

RBWO Provider GA+SCORECARD - ILP/TLP

Report Quarter: Q3 FY2020

Score Before Incentives Credit	76.04%
Incentives Awarded	10.00 pts
PBP Verification	N/A pts
Total Score	86.04%

Provider/Program Name: ENA, Inc., dba NECCO (formerly GA SAFE) - Martinez ILP (5137) - ILP

Program Census Information:		# Children in Care During Quarter: 6	# Placements During Quarter: 6	# Children in Care On Last Day: 5
ILP/TLP Incentive Credits	Avg Performance All ILP/TLPs (Points)	Provider Performance (%)*	Possible Points (Weight)	Provider Points Earned
No DOC Involvement		93%	5	4.65
Community Connections		0%	4	0.00
Positive Permanency Connections		100%	5	5.00
HS Grad/GED/Prof or Trade Certificate/College		N/A	10/5/5/1	
Part-Time Employment with Medical Benefits		0%	10	0.00
Living Arrangements at Discharge		0%	10	0.00
Additional Academic Supports		0%	2	0.00
Additional IL Skills Provision		40%	5	2.00
Active Agency Accreditation		50%	4	2.00
Staff Clinical Licensure		10%	5	0.50
Incentives Total	8.12			14.15

*Performance calculation descriptions can be found in the FY 2019 RBWO PBP Measurements and Standards Guide.

Child Protective Services Investigations and Dispositions

The following investigations data, which is not used for scoring but is considered significant to a provider's performance, is from Georgia SHINES and is not considered final or complete until the end of the fiscal year.

Total Reports:	0
Number Screened In:	0
Number Screened Out:	0
Number Substantiated:	0
Number Unsubstantiated:	0
Number Active CPS Investigations:	0



Performance-Based Placement Measures RBWO Provider GA+SCORECARD - ILP/TLP

Report Quarter: Q3 FY2020

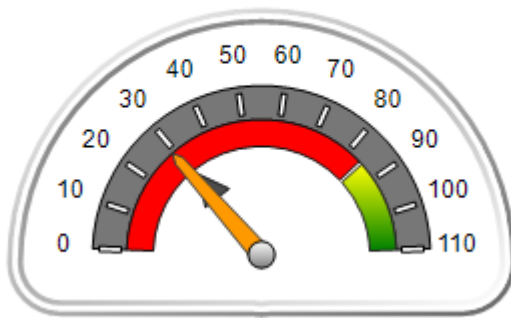
Provider/Program Name: Exquisite Care - ILP #518 (5403) - ILP

1000 Lake Ridge Pkwy, Riverdale, GA 30296	Quarterly Scores (Grades)		Current Quarter Score (Grade)
Phone: 770-580-0542	Q1: 00.00 (F)	Q2: 00.00 (F)	29.18% (F)
Vendor ID# 166242	Q3: 29.18 (F)	Q4: N/A	
Program Census Information:	# Children in Care During Quarter: 2	# Placements During Quarter: 2	# Children in Care On Last Day: 2

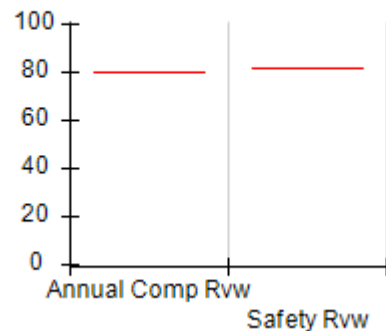
Quarterly Provider Comparisons to All ILP/TLPs

▼ — indicates average for all ILP/TLPs

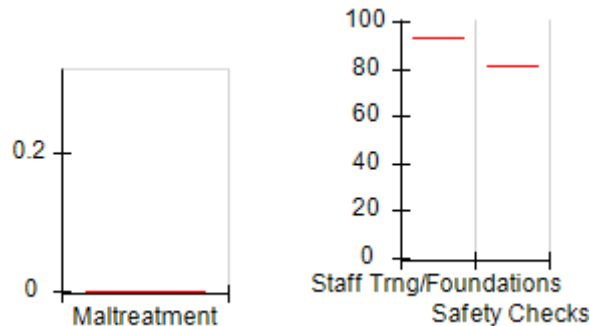
Overall Score (%)



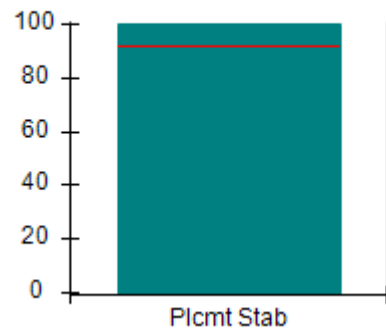
OPM Monitoring Reviews (%)



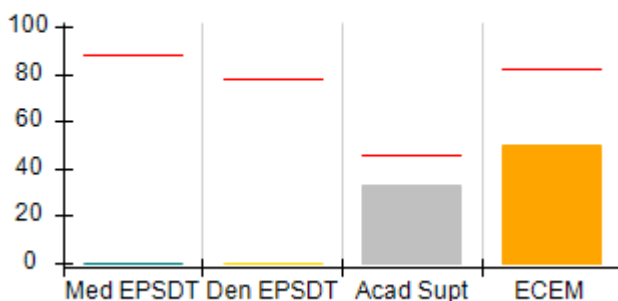
Safety Outcomes (%)



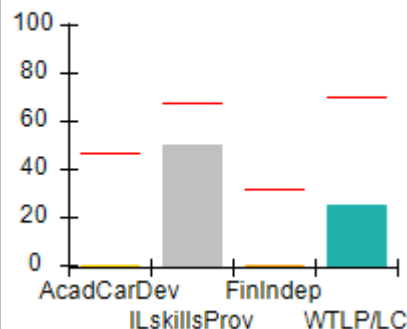
Permanency Outcomes (%)



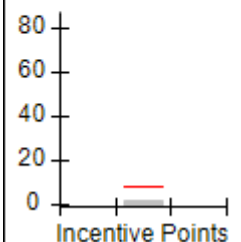
Well-Being Outcomes (%)



ILP/TLP Outcomes (%)



Incentives Earned (Points)





Performance-Based Placement Measures

RBWO Provider GA+SCORECARD - ILP/TLP

Report Quarter: Q3 FY2020

Provider/Program Name: Exquisite Care - ILP #518 (5403) - ILP				
1000 Lake Ridge Pkwy, Riverdale, GA 30296		Quarterly Scores (Grades)		Current Quarter Score (Grade)
Phone: 770-580-0542		Q1: 00.00 (F)	Q2: 00.00 (F)	29.18% (F)
Vendor ID# 166242		Q3: 29.18 (F)	Q4: N/A	
Program Census Information:		# Children in Care During Quarter: 2	# Placements During Quarter: 2	# Children in Care On Last Day: 2
	Avg Performance All ILP/TLPs (%)	Provider Performance (%)*	Possible Points (Weight)	Provider Points Earned
OPM Monitoring Reviews				
Annual Comprehensive Reviews	80%	Not Yet Conducted		
Safety Reviews	82%	Not Yet Conducted		
Monitoring Sub-Total				0.00
ILP/TLP Safety Outcomes				
Incidence of Maltreatment	0.00%	Not Eligible		
Staff Training/Foundations	93%	Not Eligible		
Staff Safety Checks	81%	Not Eligible		
Safety Sub-Total			N/A	
ILP/TLP Permanency Outcomes				
Placement Stability	92%	100%	3	3.00
Permanency Sub-Total			3	3.00
ILP/TLP Well-Being Outcomes				
EPSDT Medical Visits	88%	0%	4	0.00
EPSDT Dental Visits	78%	0%	4	0.00
Academic Supports	46%	33%	2	0.66
Provider ECEM Visits	82%	50%	4	2.00
Placements with Siblings	No Data	Not Eligible	Not Scored	Not Scored
Placements within Legal County	32%	0%	Not Scored	Not Scored
Well-Being Sub-Total			14	2.66
ILP/TLP Specialty Outcomes				
Academic/Career Development	47%	0%	10	0.00
Ind Living Skills Provision	68%	50%	15	7.50
Financial Independence	32%	0%	5	0.00
WTLP/Life Coach	70%	25%	15	3.75
Specialty Sub-Total			45	11.25
*Performance calculation descriptions can be found in the FY 2019 RBWO PBP Measurements and Standards Guide.				
Monitoring & Outcomes: Possible Points = 67			Points Earned = 16.91	
Score Before Incentives Credit				27.27%



Performance-Based Placement Measures

RBWO Provider GA+SCORECARD - ILP/TLP

Report Quarter: Q3 FY2020

Incentives Awarded	01.91 pts
PBP Verification	N/A pts
Total Score	29.18%

Provider/Program Name: Exquisite Care - ILP #518 (5403) - ILP

Program Census Information:		# Children in Care During Quarter: 2	# Placements During Quarter: 2	# Children in Care On Last Day: 2
ILP/TLP Incentive Credits	Avg Performance All ILP/TLPs (Points)	Provider Performance (%)*	Possible Points (Weight)	Provider Points Earned
No DOC Involvement		0%	5	0.00
Community Connections		0%	4	0.00
Positive Permanency Connections		0%	5	0.00
HS Grad/GED/Prof or Trade Certificate/College		N/A	10/5/5/1	
Part-Time Employment with Medical Benefits		Not Eligible	10	
Living Arrangements at Discharge		Not Eligible	10	
Additional Academic Supports		33%	2	0.66
Additional IL Skills Provision		25%	5	1.25
Active Agency Accreditation		0%	4	0.00
Staff Clinical Licensure		0%	5	0.00
Incentives Total	8.12			1.91

*Performance calculation descriptions can be found in the FY 2019 RBWO PBP Measurements and Standards Guide.

Child Protective Services Investigations and Dispositions

The following investigations data, which is not used for scoring but is considered significant to a provider's performance, is from Georgia SHINES and is not considered final or complete until the end of the fiscal year.

Total Reports:	0
Number Screened In:	0
Number Screened Out:	0
Number Substantiated:	0
Number Unsubstantiated:	0
Number Active CPS Investigations:	0



Performance-Based Placement Measures RBWO Provider GA+SCORECARD - ILP/TLP

Report Quarter: Q3 FY2020

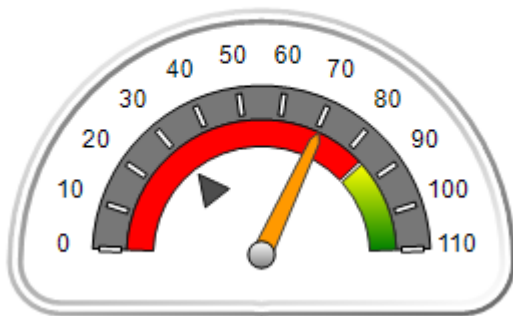
Provider/Program Name: Exquisite Care - ILP #507 (5240) - ILP

100 Chase Ridge Drive, Riverdale, GA 30296	Quarterly Scores (Grades)		Current Quarter Score (Grade)
Phone: 770-580-0542	Q1: 67.51 (D+)	Q2: 70.97 (C-)	70.71% (C-)
Vendor ID# 143545	Q3: 70.71 (C-)	Q4: N/A	
Program Census Information:	# Children in Care During Quarter: 4	# Placements During Quarter: 4	# Children in Care On Last Day: 3

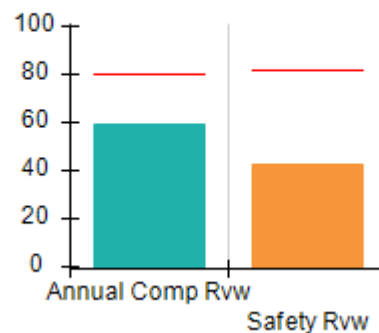
Quarterly Provider Comparisons to All ILP/TLPs

▼ — indicates average for all ILP/TLPs

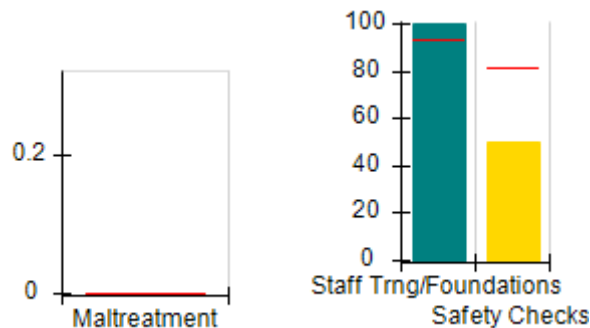
Overall Score (%)



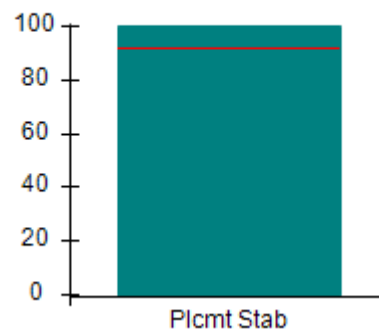
OPM Monitoring Reviews (%)



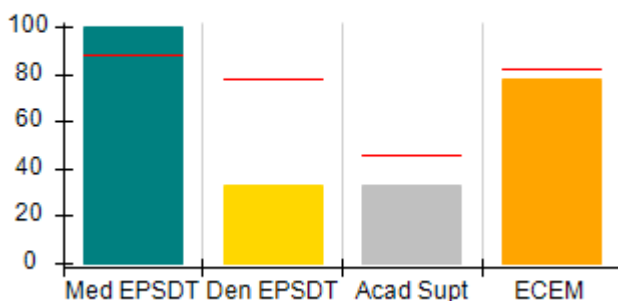
Safety Outcomes (%)



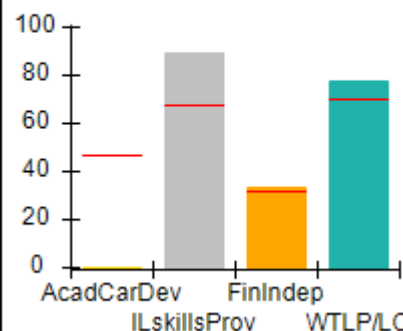
Permanency Outcomes (%)



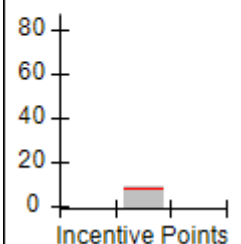
Well-Being Outcomes (%)



ILP/TLP Outcomes (%)



Incentives Earned (Points)





Performance-Based Placement Measures
RBWO Provider GA+SCORECARD - ILP/TLP

Report Quarter: Q3 FY2020

Provider/Program Name: Exquisite Care - ILP #507 (5240) - ILP				
100 Chase Ridge Drive, Riverdale, GA 30296		Quarterly Scores (Grades)		Current Quarter Score (Grade)
Phone: 770-580-0542		Q1: 67.51 (D+)	Q2: 70.97 (C-)	70.71% (C-)
Vendor ID# 143545		Q3: 70.71 (C-)	Q4: N/A	
Program Census Information:		# Children in Care During Quarter: 4	# Placements During Quarter: 4	# Children in Care On Last Day: 3
	Avg Performance All ILP/TLPs (%)	Provider Performance (%)*	Possible Points (Weight)	Provider Points Earned
OPM Monitoring Reviews				
Annual Comprehensive Reviews	80%	59%	15	8.90
Safety Reviews	82%	43%	10	4.25
Monitoring Sub-Total			25	13.15
ILP/TLP Safety Outcomes				
Incidence of Maltreatment	0.00%	Not Eligible		
Staff Training/Foundations	93%	100%	6.5	6.50
Staff Safety Checks	81%	50%	6.5	3.25
Safety Sub-Total			13	9.75
ILP/TLP Permanency Outcomes				
Placement Stability	92%	100%	3	3.00
Permanency Sub-Total			3	3.00
ILP/TLP Well-Being Outcomes				
EPSDT Medical Visits	88%	100%	4	4.00
EPSDT Dental Visits	78%	33%	4	1.32
Academic Supports	46%	33%	2	0.66
Provider ECEM Visits	82%	78%	4	3.12
Placements with Siblings	No Data	100%	Not Scored	Not Scored
Placements within Legal County	32%	Not Eligible	Not Scored	Not Scored
Well-Being Sub-Total			14	9.10
ILP/TLP Specialty Outcomes				
Academic/Career Development	47%	0%	10	0.00
Ind Living Skills Provision	68%	89%	15	13.35
Financial Independence	32%	33%	5	1.65
WTLP/Life Coach	70%	78%	15	11.70
Specialty Sub-Total			45	26.70
*Performance calculation descriptions can be found in the FY 2019 RBWO PBP Measurements and Standards Guide.				

Monitoring & Outcomes: Possible Points = 100	Points Earned = 61.70
Score Before Incentives Credit	
61.70%	

**Performance-Based Placement Measures**
RBWO Provider GA+SCORECARD - ILP/TLP

Report Quarter: Q3 FY2020

Incentives Awarded	09.01 pts
PBP Verification	N/A pts
Total Score	70.71%

Provider/Program Name: Exquisite Care - ILP #507 (5240) - ILP

Program Census Information:		# Children in Care During Quarter: 4	# Placements During Quarter: 4	# Children in Care On Last Day: 3
ILP/TLP Incentive Credits	Avg Performance All ILP/TLPs (Points)	Provider Performance (%)*	Possible Points (Weight)	Provider Points Earned
No DOC Involvement		100%	5	5.00
Community Connections		0%	4	0.00
Positive Permanency Connections		0%	5	0.00
HS Grad/GED/Prof or Trade Certificate/College		N/A	10/5/5/1	
Part-Time Employment with Medical Benefits		0%	10	0.00
Living Arrangements at Discharge		0%	10	0.00
Additional Academic Supports		33%	2	0.66
Additional IL Skills Provision		67%	5	3.35
Active Agency Accreditation		0%	4	0.00
Staff Clinical Licensure		0%	5	0.00
Incentives Total	8.12			9.01

*Performance calculation descriptions can be found in the FY 2019 RBWO PBP Measurements and Standards Guide.

Child Protective Services Investigations and Dispositions

The following investigations data, which is not used for scoring but is considered significant to a provider's performance, is from Georgia SHINES and is not considered final or complete until the end of the fiscal year.

Total Reports:	0	
Number Screened In:	0	
Number Screened Out:	0	
Number Substantiated:	0	
Number Unsubstantiated:	0	
Number Active CPS Investigations:	0	

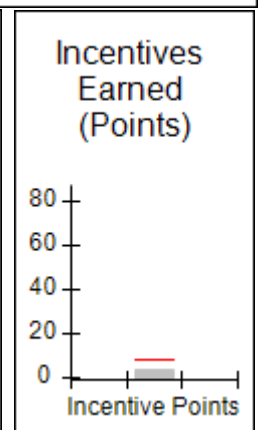
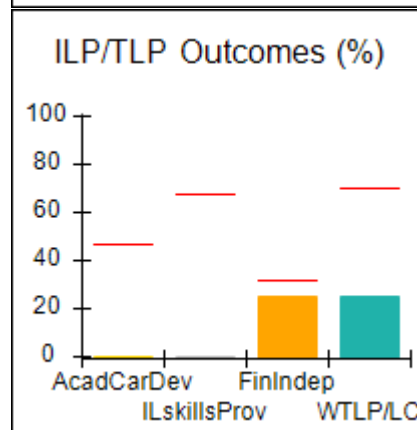
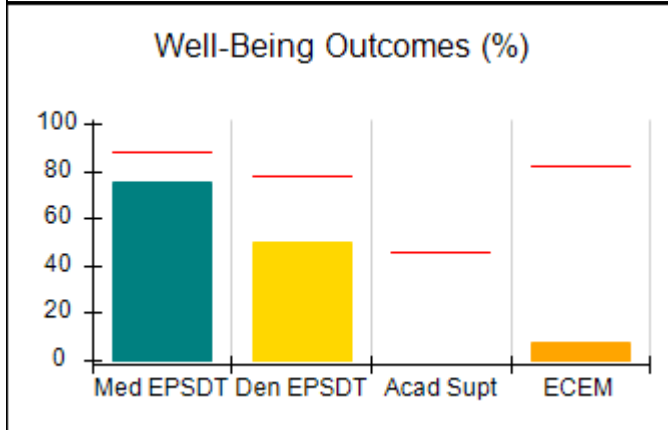
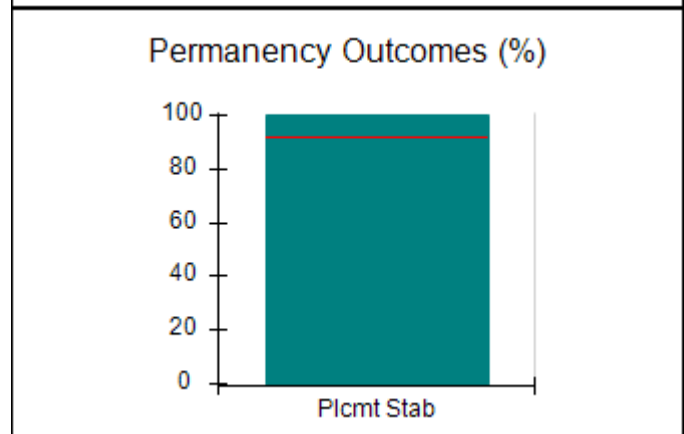
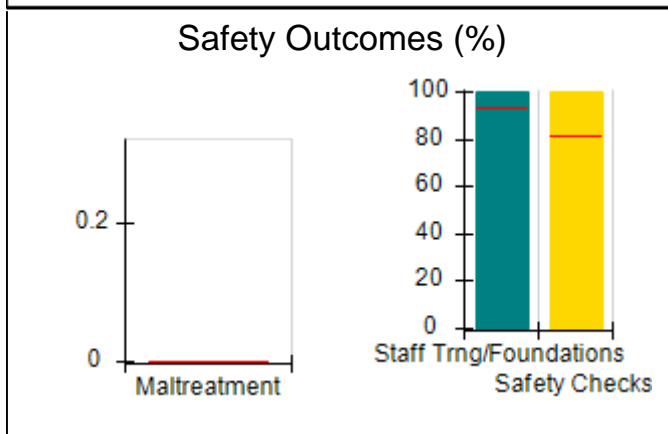
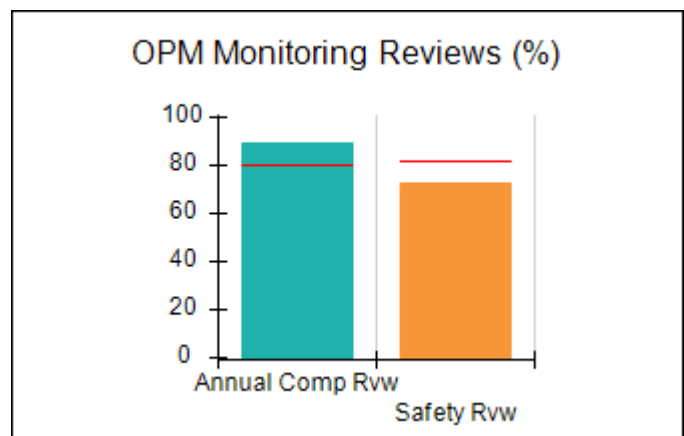
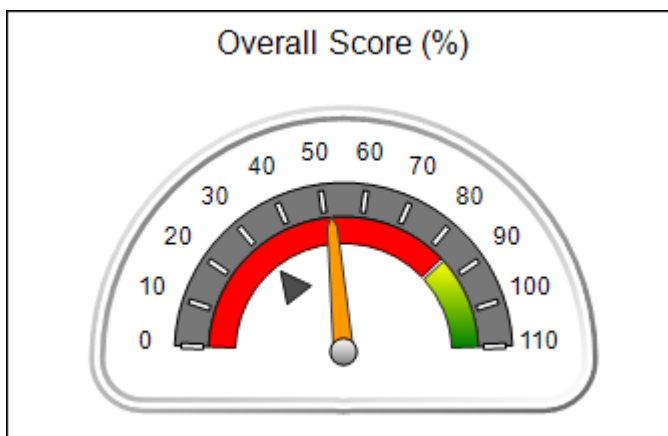


Performance-Based Placement Measures RBWO Provider GA+SCORECARD - ILP/TLP

Report Quarter: Q3 FY2020

Provider/Program Name: Families First - Atlanta: J. E. Lowery Blvd. (643) - ILP			
80 Joseph E. Lowery Blvd NW, Atlanta, GA 30314	Quarterly Scores (Grades)		Current Quarter Score (Grade)
Phone: 404-853-2800	Q1: 85.40 (B)	Q2: 69.12 (D+)	51.79% (F)
Vendor ID# 35338	Q3: 51.79 (F)	Q4: N/A	
Program Census Information:	# Children in Care During Quarter: 4	# Placements During Quarter: 4	# Children in Care On Last Day: 4
Quarterly Provider Comparisons to All ILP/TLPs			

▼ — indicates average for all ILP/TLPs





Performance-Based Placement Measures

RBWO Provider GA+SCORECARD - ILP/TLP

Report Quarter: Q3 FY2020

Provider/Program Name: Families First - Atlanta: J. E. Lowery Blvd. (643) - ILP				
80 Joseph E. Lowery Blvd NW, Atlanta, GA 30314		Quarterly Scores (Grades)		Current Quarter Score (Grade)
Phone: 404-853-2800		Q1: 85.40 (B)	Q2: 69.12 (D+)	51.79% (F)
Vendor ID# 35338		Q3: 51.79 (F)	Q4: N/A	
Program Census Information:		# Children in Care During Quarter: 4	# Placements During Quarter: 4	# Children in Care On Last Day: 4
	Avg Performance All ILP/TLPs (%)	Provider Performance (%)*	Possible Points (Weight)	Provider Points Earned
OPM Monitoring Reviews				
Annual Comprehensive Reviews	80%	90%	15	13.43
Safety Reviews	82%	73%	10	7.25
Monitoring Sub-Total			25	20.68
ILP/TLP Safety Outcomes				
Incidence of Maltreatment	0.00%	Not Eligible		
Staff Training/Foundations	93%	100%	6.5	6.50
Staff Safety Checks	81%	100%	6.5	6.50
Safety Sub-Total			13	13.00
ILP/TLP Permanency Outcomes				
Placement Stability	92%	100%	3	3.00
Permanency Sub-Total			3	3.00
ILP/TLP Well-Being Outcomes				
EPSDT Medical Visits	88%	75%	4.7	3.50
EPSDT Dental Visits	78%	50%	4.7	2.33
Academic Supports	46%	Not Eligible		
Provider ECEM Visits	82%	8%	4.7	0.37
Placements with Siblings	No Data	Not Eligible	Not Scored	Not Scored
Placements within Legal County	32%	Not Eligible	Not Scored	Not Scored
Well-Being Sub-Total			14	6.21
ILP/TLP Specialty Outcomes				
Academic/Career Development	47%	0%	10	0.00
Ind Living Skills Provision	68%	0%	15	0.00
Financial Independence	32%	25%	5	1.25
WTLP/Life Coach	70%	25%	15	3.75
Specialty Sub-Total			45	5.00

*Performance calculation descriptions can be found in the FY 2019 RBWO PBP Measurements and Standards Guide.

Monitoring & Outcomes: Possible Points = 100	Points Earned = 47.89
Score Before Incentives Credit	47.89%



Performance-Based Placement Measures

RBWO Provider GA+SCORECARD - ILP/TLP

Report Quarter: Q3 FY2020

Incentives Awarded	03.90 pts
PBP Verification	N/A pts
Total Score	51.79%

Provider/Program Name: Families First - Atlanta: J. E. Lowery Blvd. (643) - ILP

Program Census Information:		# Children in Care During Quarter: 4	# Placements During Quarter: 4	# Children in Care On Last Day: 4
ILP/TLP Incentive Credits	Avg Performance All ILP/TLPs (Points)	Provider Performance (%)*	Possible Points (Weight)	Provider Points Earned
No DOC Involvement		58%	5	2.90
Community Connections		0%	4	0.00
Positive Permanency Connections		0%	5	0.00
HS Grad/GED/Prof or Trade Certificate/College		N/A	10/5/5/1	
Part-Time Employment with Medical Benefits		Not Eligible	10	
Living Arrangements at Discharge		Not Eligible	10	
Additional Academic Supports		Not Eligible	2	
Additional IL Skills Provision		0%	5	0.00
Active Agency Accreditation		0%	4	0.00
Staff Clinical Licensure		20%	5	1.00
Incentives Total	8.12			3.90

*Performance calculation descriptions can be found in the FY 2019 RBWO PBP Measurements and Standards Guide.

Child Protective Services Investigations and Dispositions

The following investigations data, which is not used for scoring but is considered significant to a provider's performance, is from Georgia SHINES and is not considered final or complete until the end of the fiscal year.

Total Reports:	0
Number Screened In:	0
Number Screened Out:	0
Number Substantiated:	0
Number Unsubstantiated:	0
Number Active CPS Investigations:	0



Performance-Based Placement Measures RBWO Provider GA+SCORECARD - ILP/TLP

Report Quarter: Q3 FY2020

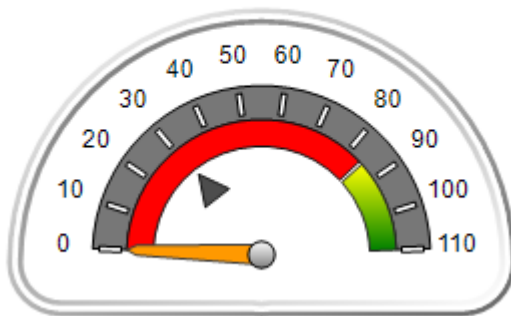
Provider/Program Name: Families First - Atlanta: Riverdale Rd. (5422) - ILP

5724 Riverdale Rd., Atlanta, GA 30349	Quarterly Scores (Grades)		Current Quarter Score (Grade)
Phone: 404-853-2867	Q1: (N/A)	Q2: 00.00 (F)	00.00% (F)
Vendor ID# 167723	Q3: 00.00 (F)	Q4: N/A	
Program Census Information:	# Children in Care During Quarter: 0	# Placements During Quarter: 0	# Children in Care On Last Day: 0

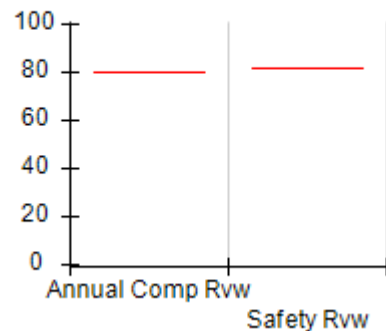
Quarterly Provider Comparisons to All ILP/TLPs

▼ — indicates average for all ILP/TLPs

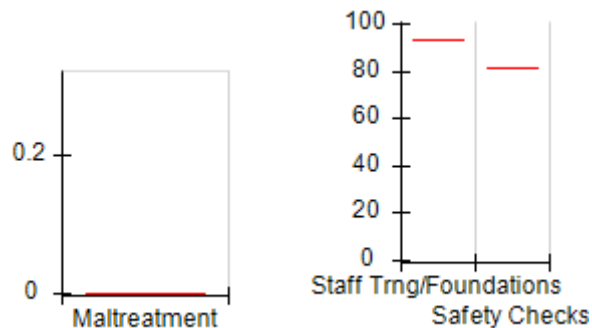
Overall Score (%)



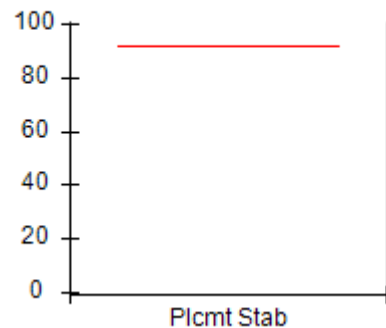
OPM Monitoring Reviews (%)



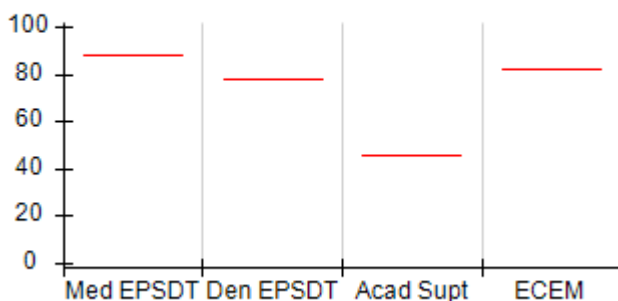
Safety Outcomes (%)



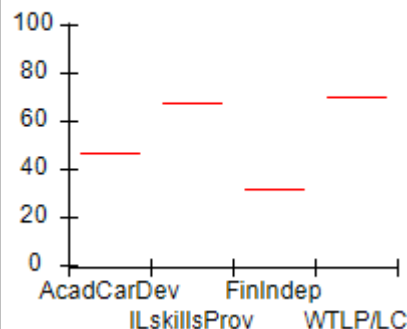
Permanency Outcomes (%)



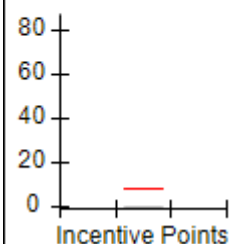
Well-Being Outcomes (%)



ILP/TLP Outcomes (%)



Incentives Earned (Points)





Performance-Based Placement Measures

RBWO Provider GA+SCORECARD - ILP/TLP

Report Quarter: Q3 FY2020

Provider/Program Name: Families First - Atlanta: Riverdale Rd. (5422) - ILP				
5724 Riverdale Rd., Atlanta, GA 30349		Quarterly Scores (Grades)		Current Quarter Score (Grade)
Phone: 404-853-2867		Q1: (N/A)	Q2: 00.00 (F)	00.00% (F)
Vendor ID# 167723		Q3: 00.00 (F)	Q4: N/A	
Program Census Information:		# Children in Care During Quarter: 0	# Placements During Quarter: 0	# Children in Care On Last Day: 0
	Avg Performance All ILP/TLPs (%)	Provider Performance (%)*	Possible Points (Weight)	Provider Points Earned
OPM Monitoring Reviews				
Annual Comprehensive Reviews	80%	Not Yet Conducted		
Safety Reviews	82%	Not Yet Conducted		
Monitoring Sub-Total				0.00
ILP/TLP Safety Outcomes				
Incidence of Maltreatment	0.00%	Not Eligible		
Staff Training/Foundations	93%	Not Eligible		
Staff Safety Checks	81%	Not Eligible		
Safety Sub-Total			N/A	
ILP/TLP Permanency Outcomes				
Placement Stability	92%	Not Eligible		
Permanency Sub-Total			N/A	
ILP/TLP Well-Being Outcomes				
EPSDT Medical Visits	88%	Not Eligible		
EPSDT Dental Visits	78%	Not Eligible		
Academic Supports	46%	Not Eligible		
Provider ECEM Visits	82%	Not Eligible		
Placements with Siblings	No Data	Not Eligible	Not Scored	Not Scored
Placements within Legal County	32%	Not Eligible	Not Scored	Not Scored
Well-Being Sub-Total			N/A	
ILP/TLP Specialty Outcomes				
Academic/Career Development	47%	Not Eligible		
Ind Living Skills Provision	68%	Not Eligible		
Financial Independence	32%	Not Eligible		
WTLP/Life Coach	70%	Not Eligible		
Specialty Sub-Total			N/A	

*Performance calculation descriptions can be found in the FY 2019 RBWO PBP Measurements and Standards Guide.

Monitoring & Outcomes: Possible Points = 0	Points Earned = N/A
Score Before Incentives Credit	#Error



Performance-Based Placement Measures

RBWO Provider GA+SCORECARD - ILP/TLP

Report Quarter: Q3 FY2020

Incentives Awarded	00.00 pts
PBP Verification	N/A pts
Total Score	00.00%

Provider/Program Name: Families First - Atlanta: Riverdale Rd. (5422) - ILP				
Program Census Information:		# Children in Care During Quarter: 0	# Placements During Quarter: 0	# Children in Care On Last Day: 0
ILP/TLP Incentive Credits	Avg Performance All ILP/TLPs (Points)	Provider Performance (%)*	Possible Points (Weight)	Provider Points Earned
No DOC Involvement		Not Eligible	5	
Community Connections		Not Eligible	4	
Positive Permanency Connections		Not Eligible	5	
HS Grad/GED/Prof or Trade Certificate/College		N/A	10/5/5/1	
Part-Time Employment with Medical Benefits		Not Eligible	10	
Living Arrangements at Discharge		Not Eligible	10	
Additional Academic Supports		Not Eligible	2	
Additional IL Skills Provision		Not Eligible	5	
Active Agency Accreditation		0%	4	0.00
Staff Clinical Licensure		0%	5	0.00
Incentives Total	8.12			0.00

*Performance calculation descriptions can be found in the FY 2019 RBWO PBP Measurements and Standards Guide.

Child Protective Services Investigations and Dispositions		
The following investigations data, which is not used for scoring but is considered significant to a provider's performance, is from Georgia SHINES and is not considered final or complete until the end of the fiscal year.		
Total Reports:	0	
Number Screened In:	0	
Number Screened Out:	0	
Number Substantiated:	0	
Number Unsubstantiated:	0	
Number Active CPS Investigations:	0	



Performance-Based Placement Measures RBWO Provider GA+SCORECARD - ILP/TLP

Report Quarter: Q3 FY2020

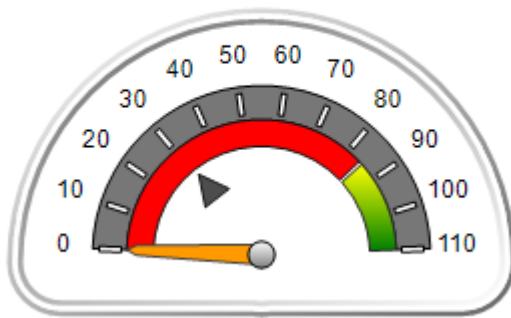
Provider/Program Name: Families First - Stone Mountain (5423) - ILP

100 Ashley Creek Circle, Stone Mountain, GA 30083	Quarterly Scores (Grades)		Current Quarter Score (Grade)
Phone: 404-853-2867	Q1: (N/A)	Q2: 00.00 (F)	00.00% (F)
Vendor ID# 167724	Q3: 00.00 (F)	Q4: N/A	
Program Census Information:	# Children in Care During Quarter: 0	# Placements During Quarter: 0	# Children in Care On Last Day: 0

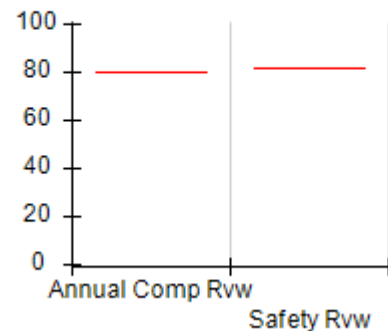
Quarterly Provider Comparisons to All ILP/TLPs

▼ — indicates average for all ILP/TLPs

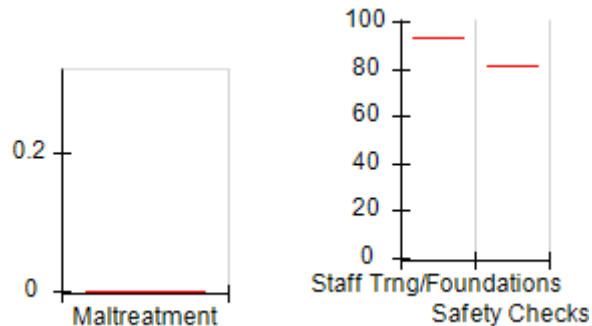
Overall Score (%)



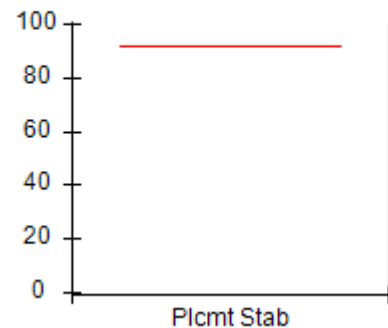
OPM Monitoring Reviews (%)



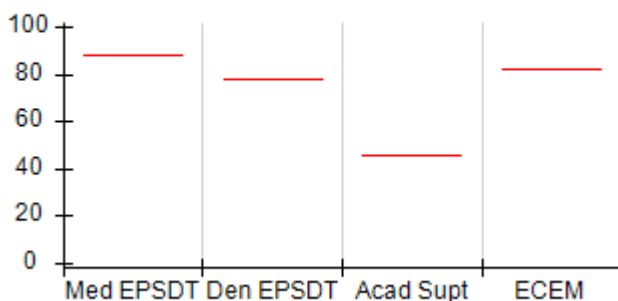
Safety Outcomes (%)



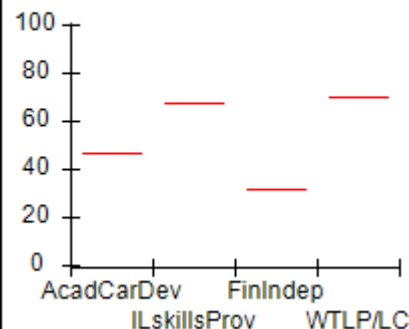
Permanency Outcomes (%)



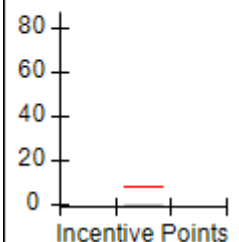
Well-Being Outcomes (%)



ILP/TLP Outcomes (%)



Incentives Earned (Points)





Performance-Based Placement Measures

RBWO Provider GA+SCORECARD - ILP/TLP

Report Quarter: Q3 FY2020

Provider/Program Name: Families First - Stone Mountain (5423) - ILP				
100 Ashley Creek Circle, Stone Mountain, GA 30083		Quarterly Scores (Grades)		Current Quarter Score (Grade)
Phone: 404-853-2867		Q1: (N/A)	Q2: 00.00 (F)	00.00% (F)
Vendor ID# 167724		Q3: 00.00 (F)	Q4: N/A	
Program Census Information:		# Children in Care During Quarter: 0	# Placements During Quarter: 0	# Children in Care On Last Day: 0
	Avg Performance All ILP/TLPs (%)	Provider Performance (%)*	Possible Points (Weight)	Provider Points Earned
OPM Monitoring Reviews				
Annual Comprehensive Reviews	80%	Not Yet Conducted		
Safety Reviews	82%	Not Yet Conducted		
Monitoring Sub-Total				0.00
ILP/TLP Safety Outcomes				
Incidence of Maltreatment	0.00%	Not Eligible		
Staff Training/Foundations	93%	Not Eligible		
Staff Safety Checks	81%	Not Eligible		
Safety Sub-Total			N/A	
ILP/TLP Permanency Outcomes				
Placement Stability	92%	Not Eligible		
Permanency Sub-Total			N/A	
ILP/TLP Well-Being Outcomes				
EPSDT Medical Visits	88%	Not Eligible		
EPSDT Dental Visits	78%	Not Eligible		
Academic Supports	46%	Not Eligible		
Provider ECEM Visits	82%	Not Eligible		
Placements with Siblings	No Data	Not Eligible	Not Scored	Not Scored
Placements within Legal County	32%	Not Eligible	Not Scored	Not Scored
Well-Being Sub-Total			N/A	
ILP/TLP Specialty Outcomes				
Academic/Career Development	47%	Not Eligible		
Ind Living Skills Provision	68%	Not Eligible		
Financial Independence	32%	Not Eligible		
WTLP/Life Coach	70%	Not Eligible		
Specialty Sub-Total			N/A	

*Performance calculation descriptions can be found in the FY 2019 RBWO PBP Measurements and Standards Guide.

Monitoring & Outcomes: Possible Points = 0	Points Earned = N/A
Score Before Incentives Credit	#Error

**Performance-Based Placement Measures**
RBWO Provider GA+SCORECARD - ILP/TLP

Report Quarter: Q3 FY2020

Incentives Awarded	00.00 pts
PBP Verification	N/A pts
Total Score	00.00%

Provider/Program Name: Families First - Stone Mountain (5423) - ILP

Program Census Information:		# Children in Care During Quarter: 0	# Placements During Quarter: 0	# Children in Care On Last Day: 0
ILP/TLP Incentive Credits	Avg Performance All ILP/TLPs (Points)	Provider Performance (%)*	Possible Points (Weight)	Provider Points Earned
No DOC Involvement		Not Eligible	5	
Community Connections		Not Eligible	4	
Positive Permanency Connections		Not Eligible	5	
HS Grad/GED/Prof or Trade Certificate/College		N/A	10/5/5/1	
Part-Time Employment with Medical Benefits		Not Eligible	10	
Living Arrangements at Discharge		Not Eligible	10	
Additional Academic Supports		Not Eligible	2	
Additional IL Skills Provision		Not Eligible	5	
Active Agency Accreditation		0%	4	0.00
Staff Clinical Licensure		0%	5	0.00
Incentives Total	8.12			0.00

*Performance calculation descriptions can be found in the FY 2019 RBWO PBP Measurements and Standards Guide.

Child Protective Services Investigations and Dispositions

The following investigations data, which is not used for scoring but is considered significant to a provider's performance, is from Georgia SHINES and is not considered final or complete until the end of the fiscal year.

Total Reports:	0	
Number Screened In:	0	
Number Screened Out:	0	
Number Substantiated:	0	
Number Unsubstantiated:	0	
Number Active CPS Investigations:	0	



Performance-Based Placement Measures RBWO Provider GA+SCORECARD - ILP/TLP

Report Quarter: Q3 FY2020

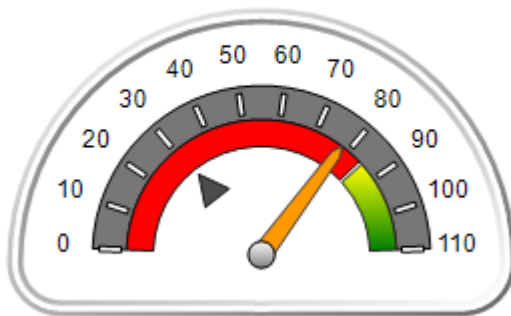
Provider/Program Name: Gilliard and Company - (5400) - ILP

100 St. George Blvd., Savannah, GA 31419	Quarterly Scores (Grades)		Current Quarter Score (Grade)
Phone: 9126022181	Q1: 38.38 (F)	Q2: 42.03 (F)	77.88% (C+)
Vendor ID# 165264	Q3: 77.88 (C+)	Q4: N/A	
Program Census Information:	# Children in Care During Quarter: 6	# Placements During Quarter: 6	# Children in Care On Last Day: 6

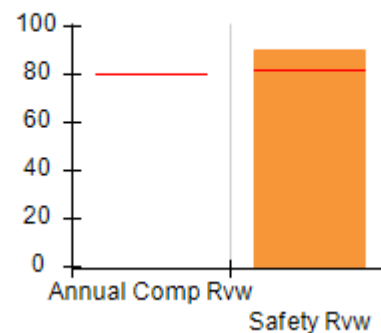
Quarterly Provider Comparisons to All ILP/TLPs

▼ — indicates average for all ILP/TLPs

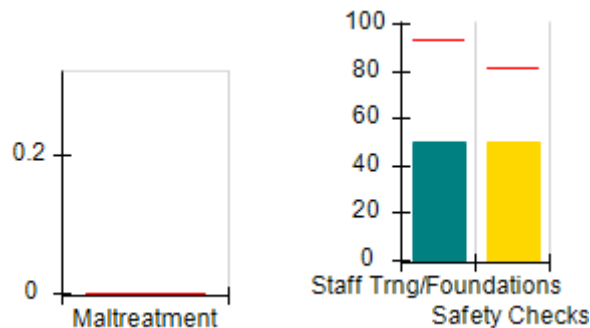
Overall Score (%)



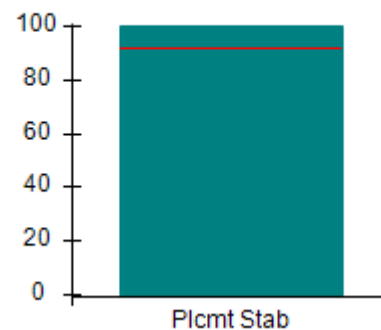
OPM Monitoring Reviews (%)



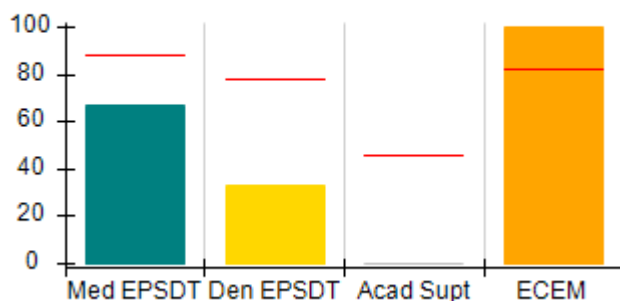
Safety Outcomes (%)



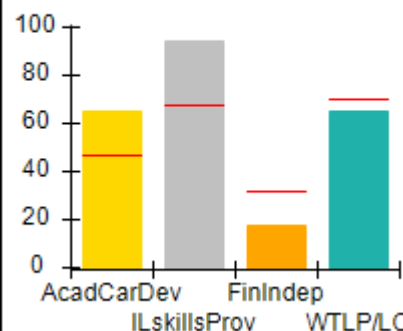
Permanency Outcomes (%)



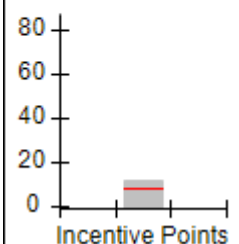
Well-Being Outcomes (%)



ILP/TLP Outcomes (%)



Incentives Earned (Points)





Performance-Based Placement Measures

RBWO Provider GA+SCORECARD - ILP/TLP

Report Quarter: Q3 FY2020

Provider/Program Name: Gilliard and Company - (5400) - ILP				
100 St. George Blvd., Savannah, GA 31419		Quarterly Scores (Grades)		Current Quarter Score (Grade)
Phone: 9126022181		Q1: 38.38 (F)	Q2: 42.03 (F)	77.88% (C+)
Vendor ID# 165264		Q3: 77.88 (C+)	Q4: N/A	
Program Census Information:		# Children in Care During Quarter: 6	# Placements During Quarter: 6	# Children in Care On Last Day: 6
	Avg Performance All ILP/TLPs (%)	Provider Performance (%)*	Possible Points (Weight)	Provider Points Earned
OPM Monitoring Reviews				
Annual Comprehensive Reviews	80%	Not Yet Conducted		
Safety Reviews	82%	90%	10	9.00
Monitoring Sub-Total			10	9.00
ILP/TLP Safety Outcomes				
Incidence of Maltreatment	0.00%	Not Eligible		
Staff Training/Foundations	93%	50%	6.5	3.25
Staff Safety Checks	81%	50%	6.5	3.25
Safety Sub-Total			13	6.50
ILP/TLP Permanency Outcomes				
Placement Stability	92%	100%	3	3.00
Permanency Sub-Total			3	3.00
ILP/TLP Well-Being Outcomes				
EPSDT Medical Visits	88%	67%	4	2.68
EPSDT Dental Visits	78%	33%	4	1.32
Academic Supports	46%	0%	2	0.00
Provider ECEM Visits	82%	100%	4	4.00
Placements with Siblings	No Data	0%	Not Scored	Not Scored
Placements within Legal County	32%	0%	Not Scored	Not Scored
Well-Being Sub-Total			14	8.00
ILP/TLP Specialty Outcomes				
Academic/Career Development	47%	65%	10	6.50
Ind Living Skills Provision	68%	94%	15	14.10
Financial Independence	32%	17%	5	0.85
WTLP/Life Coach	70%	65%	15	9.75
Specialty Sub-Total			45	31.20
*Performance calculation descriptions can be found in the FY 2019 RBWO PBP Measurements and Standards Guide.				
Monitoring & Outcomes: Possible Points = 85			Points Earned = 57.70	
Score Before Incentives Credit				67.88%

**Performance-Based Placement Measures**
RBWO Provider GA+SCORECARD - ILP/TLP

Report Quarter: Q3 FY2020

Incentives Awarded	10.00 pts
PBP Verification	N/A pts
Total Score	77.88%

Provider/Program Name: Gilliard and Company - (5400) - ILP

Program Census Information:		# Children in Care During Quarter: 6	# Placements During Quarter: 6	# Children in Care On Last Day: 6
ILP/TLP Incentive Credits	Avg Performance All ILP/TLPs (Points)	Provider Performance (%)*	Possible Points (Weight)	Provider Points Earned
No DOC Involvement		88%	5	4.40
Community Connections		100%	4	4.00
Positive Permanency Connections		0%	5	0.00
HS Grad/GED/Prof or Trade Certificate/College		N/A	10/5/5/1	
Part-Time Employment with Medical Benefits		Not Eligible	10	
Living Arrangements at Discharge		Not Eligible	10	
Additional Academic Supports		0%	2	0.00
Additional IL Skills Provision		72%	5	3.60
Active Agency Accreditation		0%	4	0.00
Staff Clinical Licensure		0%	5	0.00
Incentives Total	8.12			12.00

*Performance calculation descriptions can be found in the FY 2019 RBWO PBP Measurements and Standards Guide.

Child Protective Services Investigations and Dispositions

The following investigations data, which is not used for scoring but is considered significant to a provider's performance, is from Georgia SHINES and is not considered final or complete until the end of the fiscal year.

Total Reports:	0	
Number Screened In:	0	
Number Screened Out:	0	
Number Substantiated:	0	
Number Unsubstantiated:	0	
Number Active CPS Investigations:	0	



Performance-Based Placement Measures

RBWO Provider GA+SCORECARD - ILP/TLP

Report Quarter: Q3 FY2020

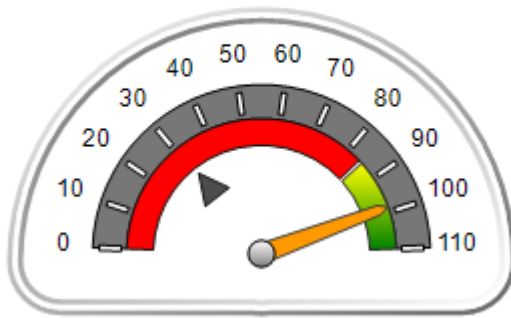
Provider/Program Name: Goshen Valley Foundation - North Georgia New Beginnings ILP (5130) - ILP

200 West Main St., Canton, GA 30114	Quarterly Scores (Grades)		Current Quarter Score (Grade)
Phone: 770-833-1055	Q1: 103.55 (A+)	Q2: 104.14 (A+)	98.60% (A+)
Vendor ID# 111810	Q3: 98.60 (A+)	Q4: N/A	
Program Census Information:	# Children in Care During Quarter: 13	# Placements During Quarter: 13	# Children in Care On Last Day: 11

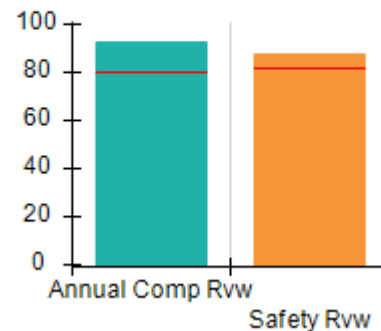
Quarterly Provider Comparisons to All ILP/TLPs

indicates average for all ILP/TLPs

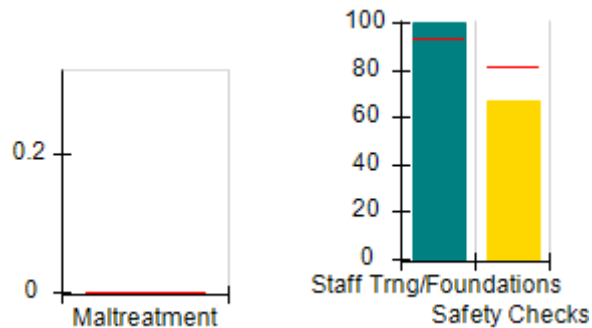
Overall Score (%)



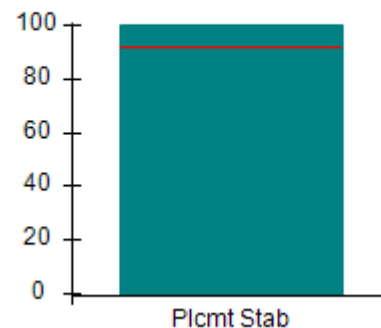
OPM Monitoring Reviews (%)



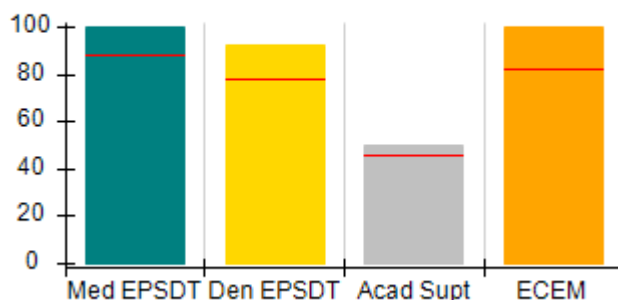
Safety Outcomes (%)



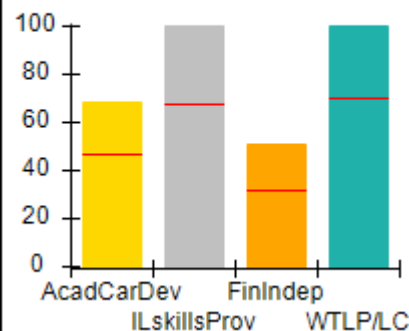
Permanency Outcomes (%)



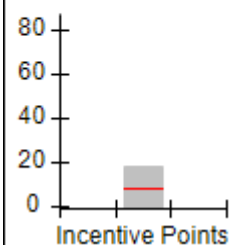
Well-Being Outcomes (%)



ILP/TLP Outcomes (%)



Incentives Earned (Points)





Performance-Based Placement Measures

RBWO Provider GA+SCORECARD - ILP/TLP

Report Quarter: Q3 FY2020

Provider/Program Name: Goshen Valley Foundation - North Georgia New Beginnings ILP (5130) - ILP

200 West Main St., Canton, GA 30114	Quarterly Scores (Grades)		Current Quarter Score (Grade)
Phone: 770-833-1055	Q1: 103.55 (A+)	Q2: 104.14 (A+)	98.60% (A+)
Vendor ID# 111810	Q3: 98.60 (A+)	Q4: N/A	

Program Census Information:	# Children in Care During Quarter: 13	# Placements During Quarter: 13	# Children in Care On Last Day: 11
-----------------------------	---------------------------------------	---------------------------------	------------------------------------

	Avg Performance All ILP/TLPs (%)	Provider Performance (%)*	Possible Points (Weight)	Provider Points Earned
--	----------------------------------	---------------------------	--------------------------	------------------------

OPM Monitoring Reviews

Annual Comprehensive Reviews	80%	93%	15	13.96
Safety Reviews	82%	88%	10	8.75
Monitoring Sub-Total			25	22.71

ILP/TLP Safety Outcomes

Incidence of Maltreatment	0.00%	Not Eligible		
Staff Training/Foundations	93%	100%	6.5	6.50
Staff Safety Checks	81%	67%	6.5	4.36
Safety Sub-Total			13	10.86

ILP/TLP Permanency Outcomes

Placement Stability	92%	100%	3	3.00
Permanency Sub-Total			3	3.00

ILP/TLP Well-Being Outcomes

EPSDT Medical Visits	88%	100%	4	4.00
EPSDT Dental Visits	78%	92%	4	3.68
Academic Supports	46%	50%	2	1.00
Provider ECEM Visits	82%	100%	4	4.00
Placements with Siblings	No Data	0%	Not Scored	Not Scored
Placements within Legal County	32%	Not Eligible	Not Scored	Not Scored
Well-Being Sub-Total			14	12.68

ILP/TLP Specialty Outcomes

Academic/Career Development	47%	68%	10	6.80
Ind Living Skills Provision	68%	100%	15	15.00
Financial Independence	32%	51%	5	2.55
WTLP/Life Coach	70%	100%	15	15.00
Specialty Sub-Total			45	39.35

*Performance calculation descriptions can be found in the FY 2019 RBWO PBP Measurements and Standards Guide.

Monitoring & Outcomes: Possible Points = 100	Points Earned = 88.60
---	------------------------------



Performance-Based Placement Measures

RBWO Provider GA+SCORECARD - ILP/TLP

Report Quarter: Q3 FY2020

Score Before Incentives Credit	88.60%
Incentives Awarded	10.00 pts
PBP Verification	N/A pts
Total Score	98.60%

Provider/Program Name: Goshen Valley Foundation - North Georgia New Beginnings ILP (5130) - ILP

Program Census Information:		# Children in Care During Quarter: 13	# Placements During Quarter: 13	# Children in Care On Last Day: 11
ILP/TLP Incentive Credits	Avg Performance All ILP/TLPs (Points)	Provider Performance (%)*	Possible Points (Weight)	Provider Points Earned
No DOC Involvement		65%	5	3.25
Community Connections		100%	4	4.00
Positive Permanency Connections		92%	5	4.60
HS Grad/GED/Prof or Trade Certificate/College		N/A	10/5/5/1	
Part-Time Employment with Medical Benefits		0%	10	0.00
Living Arrangements at Discharge		50%	10	5.00
Additional Academic Supports		50%	2	1.00
Additional IL Skills Provision		0%	5	0.00
Active Agency Accreditation		0%	4	0.00
Staff Clinical Licensure		10%	5	0.50
Incentives Total	8.12			18.35

*Performance calculation descriptions can be found in the FY 2019 RBWO PBP Measurements and Standards Guide.

Child Protective Services Investigations and Dispositions

The following investigations data, which is not used for scoring but is considered significant to a provider's performance, is from Georgia SHINES and is not considered final or complete until the end of the fiscal year.

Total Reports:	0
Number Screened In:	0
Number Screened Out:	0
Number Substantiated:	0
Number Unsubstantiated:	0
Number Active CPS Investigations:	0

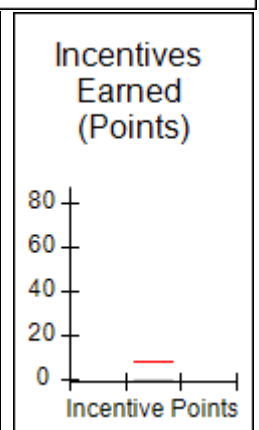
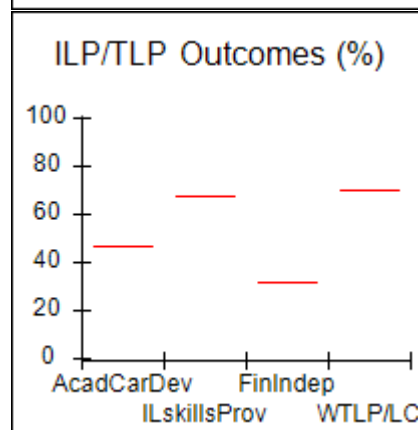
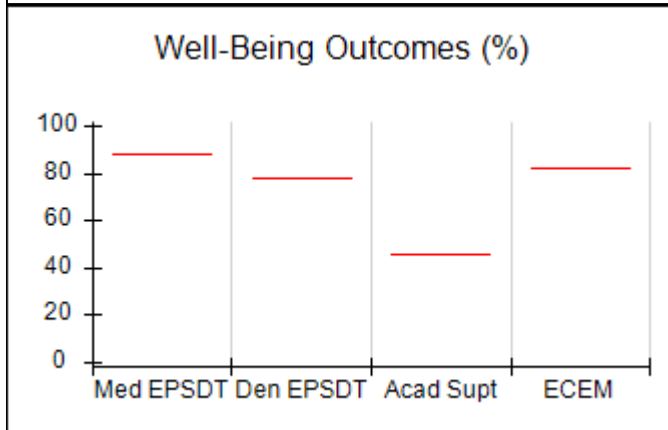
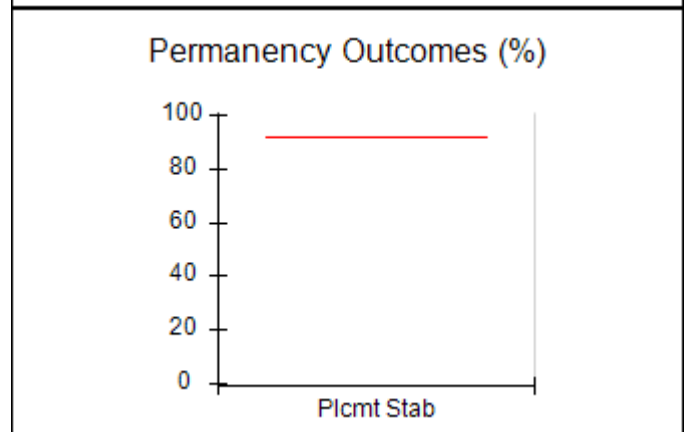
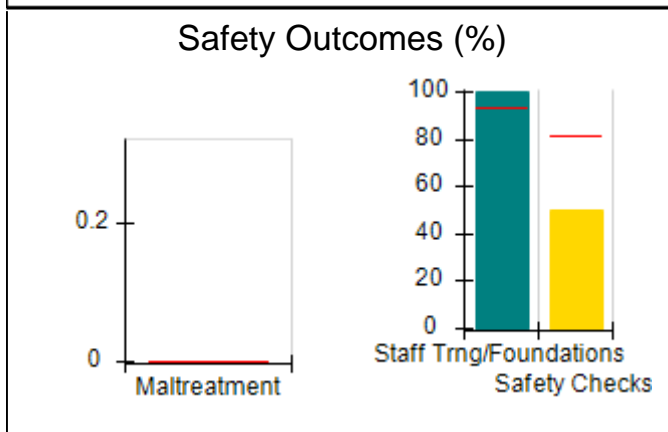
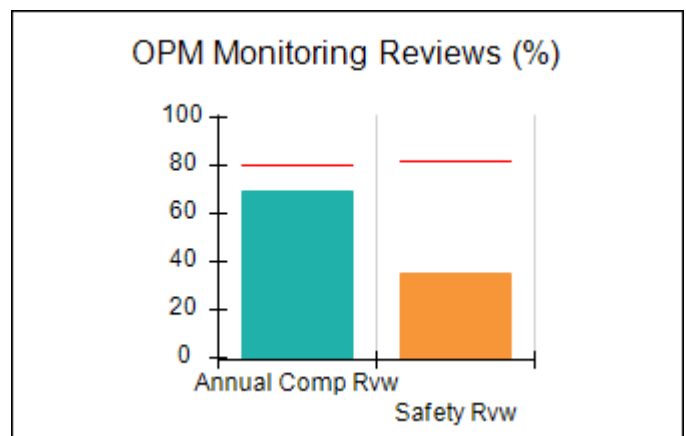
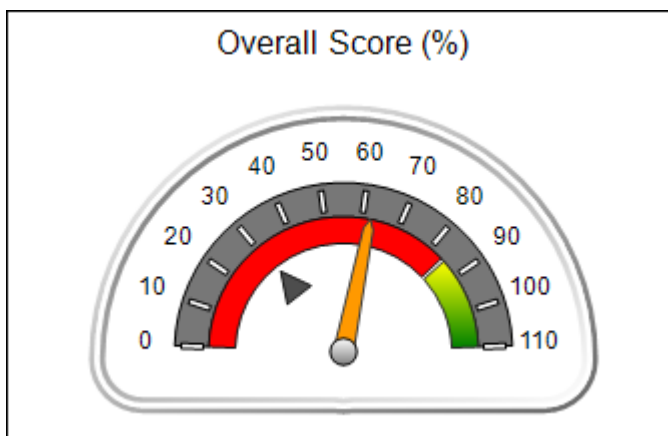


Performance-Based Placement Measures RBWO Provider GA+SCORECARD - ILP/TLP

Report Quarter: Q3 FY2020

Provider/Program Name: Greenbriar Children's Center - ILP Program (5118) - ILP			
711 Lincoln Street, Savannah, GA 31401	Quarterly Scores (Grades)		Current Quarter Score (Grade)
Phone: 912-349-2189	Q1: 47.36 (F)	Q2: 69.65 (D+)	62.13% (D-)
Vendor ID# 105891	Q3: 62.13 (D-)	Q4: N/A	
Program Census Information:	# Children in Care During Quarter: 0	# Placements During Quarter: 0	# Children in Care On Last Day: 0
Quarterly Provider Comparisons to All ILP/TLPs			

▼ — indicates average for all ILP/TLPs





Performance-Based Placement Measures

RBWO Provider GA+SCORECARD - ILP/TLP

Report Quarter: Q3 FY2020

Provider/Program Name: Greenbriar Children's Center - ILP Program (5118) - ILP				
711 Lincoln Street, Savannah, GA 31401		Quarterly Scores (Grades)		Current Quarter Score (Grade)
Phone: 912-349-2189		Q1: 47.36 (F)	Q2: 69.65 (D+)	62.13% (D-)
Vendor ID# 105891		Q3: 62.13 (D-)	Q4: N/A	
Program Census Information:		# Children in Care During Quarter: 0	# Placements During Quarter: 0	# Children in Care On Last Day: 0
	Avg Performance All ILP/TLPs (%)	Provider Performance (%)*	Possible Points (Weight)	Provider Points Earned
OPM Monitoring Reviews				
Annual Comprehensive Reviews	80%	69%	15	10.36
Safety Reviews	82%	35%	10	3.50
Monitoring Sub-Total			25	13.86
ILP/TLP Safety Outcomes				
Incidence of Maltreatment	0.00%	Not Eligible		
Staff Training/Foundations	93%	100%	6.5	6.50
Staff Safety Checks	81%	50%	6.5	3.25
Safety Sub-Total			13	9.75
ILP/TLP Permanency Outcomes				
Placement Stability	92%	Not Eligible		
Permanency Sub-Total			N/A	
ILP/TLP Well-Being Outcomes				
EPSDT Medical Visits	88%	Not Eligible		
EPSDT Dental Visits	78%	Not Eligible		
Academic Supports	46%	Not Eligible		
Provider ECEM Visits	82%	Not Eligible		
Placements with Siblings	No Data	Not Eligible	Not Scored	Not Scored
Placements within Legal County	32%	Not Eligible	Not Scored	Not Scored
Well-Being Sub-Total			N/A	
ILP/TLP Specialty Outcomes				
Academic/Career Development	47%	Not Eligible		
Ind Living Skills Provision	68%	Not Eligible		
Financial Independence	32%	Not Eligible		
WTLP/Life Coach	70%	Not Eligible		
Specialty Sub-Total			N/A	
*Performance calculation descriptions can be found in the FY 2019 RBWO PBP Measurements and Standards Guide.				
Monitoring & Outcomes: Possible Points = 33			Points Earned = 23.61	
Score Before Incentives Credit				62.13%



Performance-Based Placement Measures

RBWO Provider GA+SCORECARD - ILP/TLP

Report Quarter: Q3 FY2020

Incentives Awarded	00.00 pts
PBP Verification	N/A pts
Total Score	62.13%

Provider/Program Name: Greenbriar Children's Center - ILP Program (5118) - ILP

Program Census Information:		# Children in Care During Quarter: 0	# Placements During Quarter: 0	# Children in Care On Last Day: 0
ILP/TLP Incentive Credits	Avg Performance All ILP/TLPs (Points)	Provider Performance (%)*	Possible Points (Weight)	Provider Points Earned
No DOC Involvement		Not Eligible	5	
Community Connections		Not Eligible	4	
Positive Permanency Connections		Not Eligible	5	
HS Grad/GED/Prof or Trade Certificate/College		N/A	10/5/5/1	
Part-Time Employment with Medical Benefits		Not Eligible	10	
Living Arrangements at Discharge		Not Eligible	10	
Additional Academic Supports		Not Eligible	2	
Additional IL Skills Provision		Not Eligible	5	
Active Agency Accreditation		0%	4	0.00
Staff Clinical Licensure		0%	5	0.00
Incentives Total	8.12			0.00

*Performance calculation descriptions can be found in the FY 2019 RBWO PBP Measurements and Standards Guide.

Child Protective Services Investigations and Dispositions

The following investigations data, which is not used for scoring but is considered significant to a provider's performance, is from Georgia SHINES and is not considered final or complete until the end of the fiscal year.

Total Reports:	0	
Number Screened In:	0	
Number Screened Out:	0	
Number Substantiated:	0	
Number Unsubstantiated:	0	
Number Active CPS Investigations:	0	



Performance-Based Placement Measures RBWO Provider GA+SCORECARD - ILP/TLP

Report Quarter: Q3 FY2020

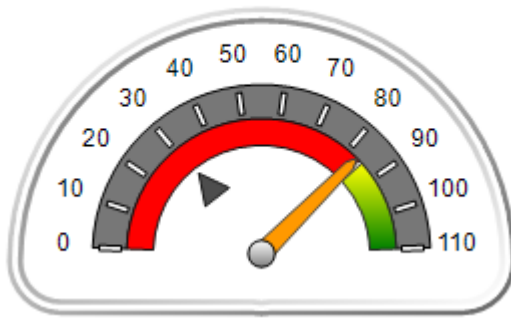
Provider/Program Name: Haven Heart's Community Development Center - Have A Heart For Haven (5151) - ILP

950 Lake Ridge Pkwy, Riverdale, GA 30296	Quarterly Scores (Grades)		Current Quarter Score (Grade)
Phone: 225-772-7891	Q1: 83.14 (B-)	Q2: 83.14 (B-)	83.14% (B-)
Vendor ID# 115564	Q3: 83.14 (B-)	Q4: N/A	
Program Census Information:	# Children in Care During Quarter: 0	# Placements During Quarter: 0	# Children in Care On Last Day: 0

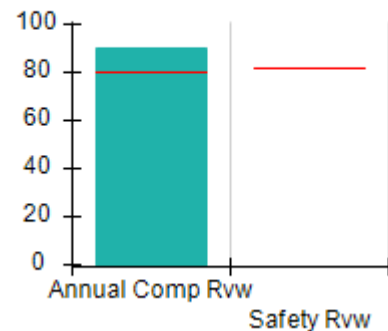
Quarterly Provider Comparisons to All ILP/TLPs

▼ — indicates average for all ILP/TLPs

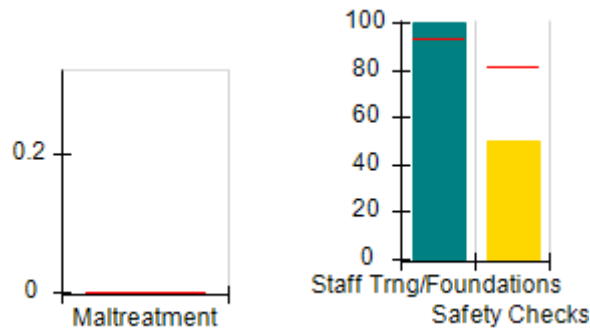
Overall Score (%)



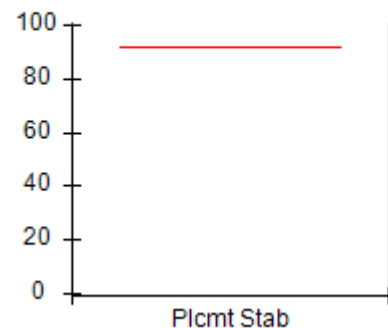
OPM Monitoring Reviews (%)



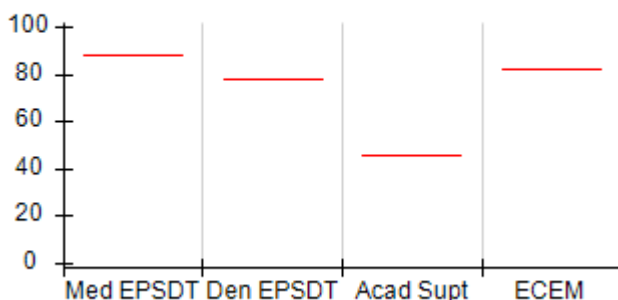
Safety Outcomes (%)



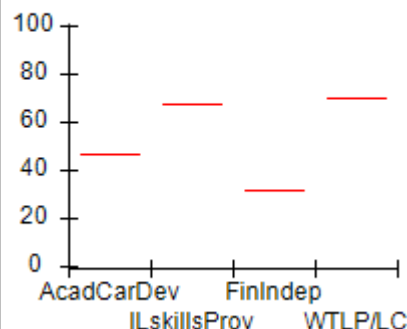
Permanency Outcomes (%)



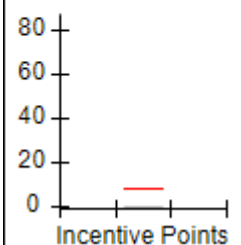
Well-Being Outcomes (%)



ILP/TLP Outcomes (%)



Incentives Earned (Points)





Performance-Based Placement Measures

RBWO Provider GA+SCORECARD - ILP/TLP

Report Quarter: Q3 FY2020

Provider/Program Name: Haven Heart's Community Development Center - Have A Heart For Haven (5151) - ILP

950 Lake Ridge Pkwy, Riverdale, GA 30296	Quarterly Scores (Grades)		Current Quarter Score (Grade)
Phone: 225-772-7891	Q1: 83.14 (B-)	Q2: 83.14 (B-)	83.14% (B-)
Vendor ID# 115564	Q3: 83.14 (B-)	Q4: N/A	

Program Census Information:	# Children in Care During Quarter: 0	# Placements During Quarter: 0	# Children in Care On Last Day: 0
-----------------------------	--------------------------------------	--------------------------------	-----------------------------------

	Avg Performance All ILP/TLPs (%)	Provider Performance (%)*	Possible Points (Weight)	Provider Points Earned
--	----------------------------------	---------------------------	--------------------------	------------------------

OPM Monitoring Reviews

Annual Comprehensive Reviews	80%	90%	15	13.53
Safety Reviews	82%	Not Yet Conducted		
Monitoring Sub-Total			15	13.53

ILP/TLP Safety Outcomes

Incidence of Maltreatment	0.00%	Not Eligible		
Staff Training/Foundations	93%	100%	6.5	6.50
Staff Safety Checks	81%	50%	6.5	3.25
Safety Sub-Total			13	9.75

ILP/TLP Permanency Outcomes

Placement Stability	92%	Not Eligible		
Permanency Sub-Total			N/A	

ILP/TLP Well-Being Outcomes

EPSDT Medical Visits	88%	Not Eligible		
EPSDT Dental Visits	78%	Not Eligible		
Academic Supports	46%	Not Eligible		
Provider ECEM Visits	82%	Not Eligible		
Placements with Siblings	No Data	Not Eligible	Not Scored	Not Scored
Placements within Legal County	32%	Not Eligible	Not Scored	Not Scored
Well-Being Sub-Total			N/A	

ILP/TLP Specialty Outcomes

Academic/Career Development	47%	Not Eligible		
Ind Living Skills Provision	68%	Not Eligible		
Financial Independence	32%	Not Eligible		
WTLP/Life Coach	70%	Not Eligible		
Specialty Sub-Total			N/A	

*Performance calculation descriptions can be found in the FY 2019 RBWO PBP Measurements and Standards Guide.

Monitoring & Outcomes: Possible Points = 28	Points Earned = 23.28
--	------------------------------



Performance-Based Placement Measures

RBWO Provider GA+SCORECARD - ILP/TLP

Report Quarter: Q3 FY2020

Score Before Incentives Credit	83.14%
Incentives Awarded	00.00 pts
PBP Verification	N/A pts
Total Score	83.14%

Provider/Program Name: Haven Heart's Community Development Center - Have A Heart For Haven (5151) - ILP

Program Census Information:		# Children in Care During Quarter: 0	# Placements During Quarter: 0	# Children in Care On Last Day: 0
ILP/TLP Incentive Credits	Avg Performance All ILP/TLPs (Points)	Provider Performance (%)*	Possible Points (Weight)	Provider Points Earned
No DOC Involvement		Not Eligible	5	
Community Connections		Not Eligible	4	
Positive Permanency Connections		Not Eligible	5	
HS Grad/GED/Prof or Trade Certificate/College		N/A	10/5/5/1	
Part-Time Employment with Medical Benefits		Not Eligible	10	
Living Arrangements at Discharge		Not Eligible	10	
Additional Academic Supports		Not Eligible	2	
Additional IL Skills Provision		Not Eligible	5	
Active Agency Accreditation		0%	4	0.00
Staff Clinical Licensure		0%	5	0.00
Incentives Total	8.12			0.00

*Performance calculation descriptions can be found in the FY 2019 RBWO PBP Measurements and Standards Guide.

Child Protective Services Investigations and Dispositions

The following investigations data, which is not used for scoring but is considered significant to a provider's performance, is from Georgia SHINES and is not considered final or complete until the end of the fiscal year.

Total Reports:	0
Number Screened In:	0
Number Screened Out:	0
Number Substantiated:	0
Number Unsubstantiated:	0
Number Active CPS Investigations:	0



Performance-Based Placement Measures

RBWO Provider GA+SCORECARD - ILP/TLP

Report Quarter: Q3 FY2020

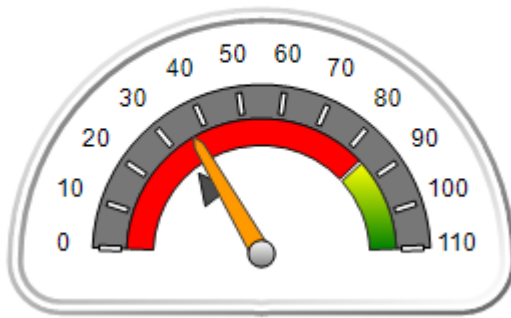
Provider/Program Name: Haven Heart's Community Development Center - Making A Difference (5152) - ILP

512 King Arnold Street, Atlanta, GA 30354	Quarterly Scores (Grades)		Current Quarter Score (Grade)
Phone: 225-772-7891	Q1: 36.77 (F)	Q2: 32.49 (F)	36.15% (F)
Vendor ID# 115565	Q3: 36.15 (F)	Q4: N/A	
Program Census Information:	# Children in Care During Quarter: 1	# Placements During Quarter: 1	# Children in Care On Last Day: 0

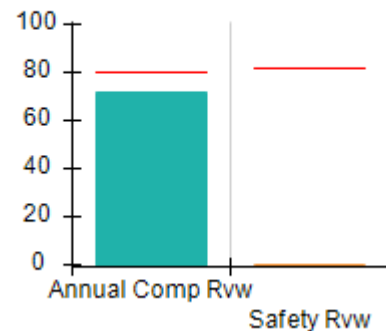
Quarterly Provider Comparisons to All ILP/TLPs

indicates average for all ILP/TLPs

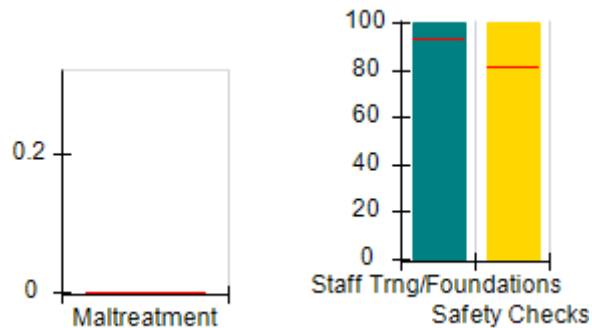
Overall Score (%)



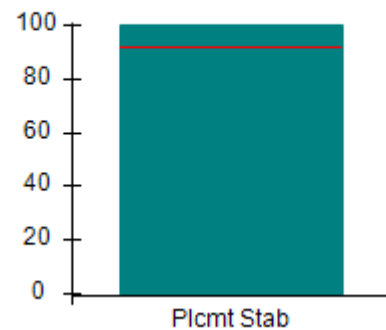
OPM Monitoring Reviews (%)



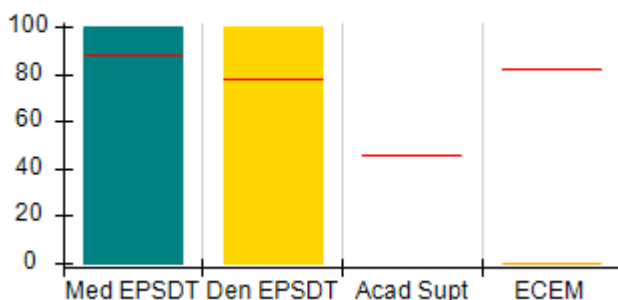
Safety Outcomes (%)



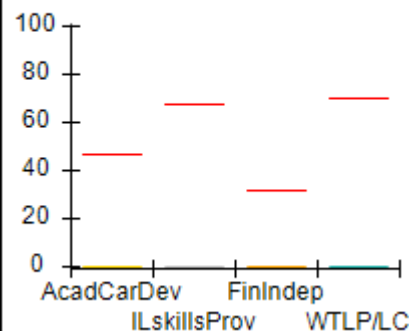
Permanency Outcomes (%)



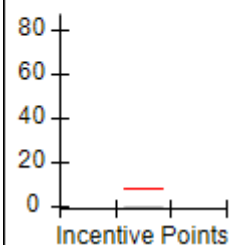
Well-Being Outcomes (%)



ILP/TLP Outcomes (%)



Incentives Earned (Points)





Performance-Based Placement Measures

RBWO Provider GA+SCORECARD - ILP/TLP

Report Quarter: Q3 FY2020

Provider/Program Name: Haven Heart's Community Development Center - Making A Difference (5152) - ILP				
512 King Arnold Street, Atlanta, GA 30354		Quarterly Scores (Grades)		Current Quarter Score (Grade)
Phone: 225-772-7891		Q1: 36.77 (F)	Q2: 32.49 (F)	36.15% (F)
Vendor ID# 115565		Q3: 36.15 (F)	Q4: N/A	
Program Census Information:		# Children in Care During Quarter: 1	# Placements During Quarter: 1	# Children in Care On Last Day: 0
	Avg Performance All ILP/TLPs (%)	Provider Performance (%)*	Possible Points (Weight)	Provider Points Earned
OPM Monitoring Reviews				
Annual Comprehensive Reviews	80%	72%	15	10.82
Safety Reviews	82%	0%	10	0.00
Monitoring Sub-Total			25	10.82
ILP/TLP Safety Outcomes				
Incidence of Maltreatment	0.00%	Not Eligible		
Staff Training/Foundations	93%	100%	6.5	6.50
Staff Safety Checks	81%	100%	6.5	6.50
Safety Sub-Total			13	13.00
ILP/TLP Permanency Outcomes				
Placement Stability	92%	100%	3	3.00
Permanency Sub-Total			3	3.00
ILP/TLP Well-Being Outcomes				
EPSDT Medical Visits	88%	100%	4.7	4.67
EPSDT Dental Visits	78%	100%	4.7	4.67
Academic Supports	46%	Not Eligible		
Provider ECEM Visits	82%	0%	4.7	0.00
Placements with Siblings	No Data	Not Eligible	Not Scored	Not Scored
Placements within Legal County	32%	Not Eligible	Not Scored	Not Scored
Well-Being Sub-Total			14	9.33
ILP/TLP Specialty Outcomes				
Academic/Career Development	47%	0%	10	0.00
Ind Living Skills Provision	68%	0%	15	0.00
Financial Independence	32%	0%	5	0.00
WTLP/Life Coach	70%	0%	15	0.00
Specialty Sub-Total			45	0.00
*Performance calculation descriptions can be found in the FY 2019 RBWO PBP Measurements and Standards Guide.				

Monitoring & Outcomes: Possible Points = 100

Points Earned = 36.15



Performance-Based Placement Measures

RBWO Provider GA+SCORECARD - ILP/TLP

Report Quarter: Q3 FY2020

Score Before Incentives Credit	36.15%
Incentives Awarded	00.00 pts
PBP Verification	N/A pts
Total Score	36.15%

Provider/Program Name: Haven Heart's Community Development Center - Making A Difference (5152) - ILP

Program Census Information:		# Children in Care During Quarter: 1	# Placements During Quarter: 1	# Children in Care On Last Day: 0
ILP/TLP Incentive Credits	Avg Performance All ILP/TLPs (Points)	Provider Performance (%)*	Possible Points (Weight)	Provider Points Earned
No DOC Involvement		0%	5	0.00
Community Connections		Not Eligible	4	
Positive Permanency Connections		Not Eligible	5	
HS Grad/GED/Prof or Trade Certificate/College		N/A	10/5/5/1	
Part-Time Employment with Medical Benefits		0%	10	0.00
Living Arrangements at Discharge		0%	10	0.00
Additional Academic Supports		Not Eligible	2	
Additional IL Skills Provision		0%	5	0.00
Active Agency Accreditation		0%	4	0.00
Staff Clinical Licensure		0%	5	0.00
Incentives Total	8.12			0.00

*Performance calculation descriptions can be found in the FY 2019 RBWO PBP Measurements and Standards Guide.

Child Protective Services Investigations and Dispositions

The following investigations data, which is not used for scoring but is considered significant to a provider's performance, is from Georgia SHINES and is not considered final or complete until the end of the fiscal year.

Total Reports:	0
Number Screened In:	0
Number Screened Out:	0
Number Substantiated:	0
Number Unsubstantiated:	0
Number Active CPS Investigations:	0

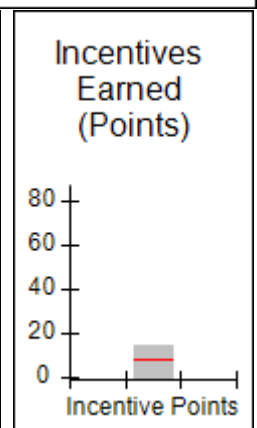
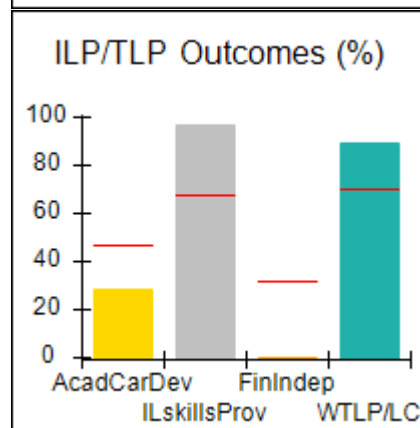
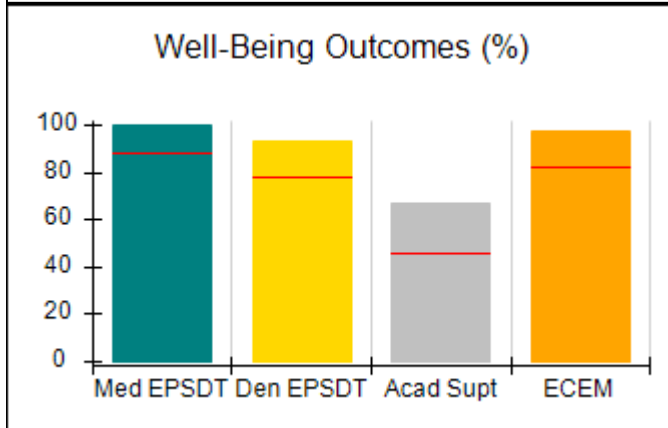
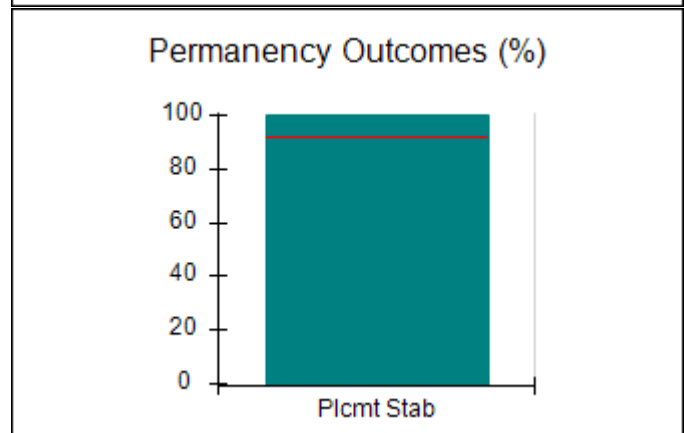
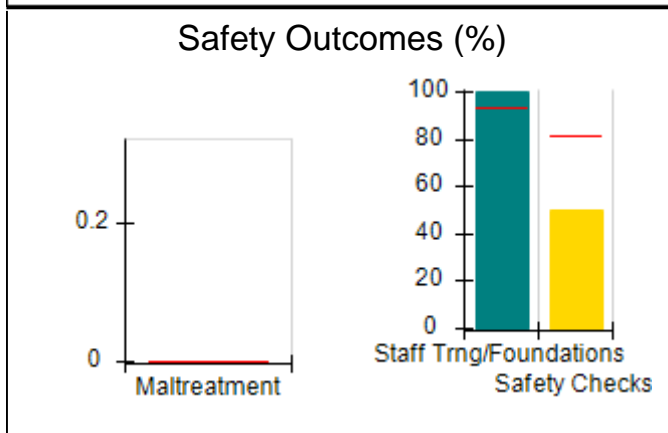
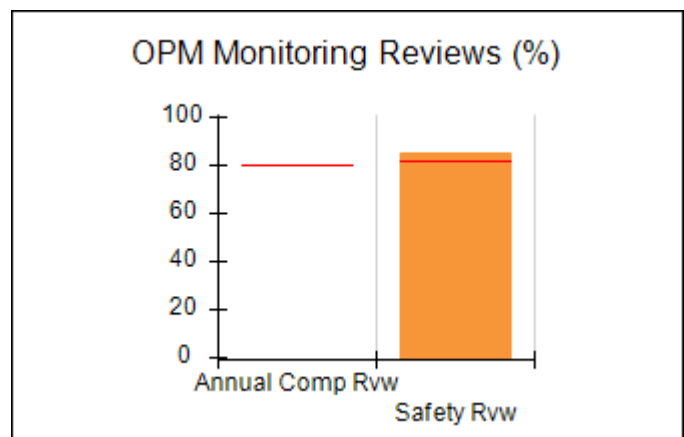
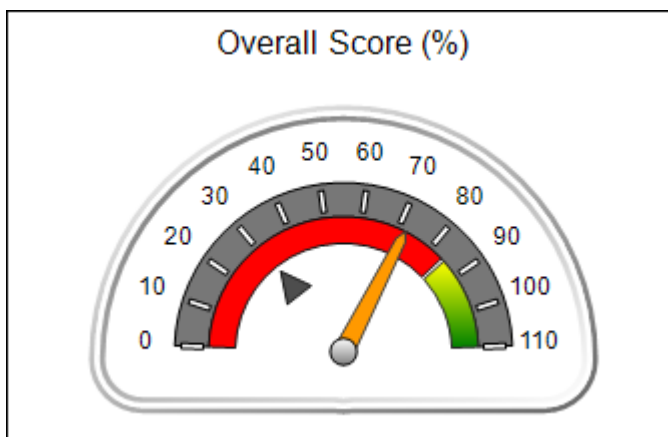


Performance-Based Placement Measures RBWO Provider GA+SCORECARD - ILP/TLP

Report Quarter: Q3 FY2020

Provider/Program Name: Higher Learning Solutions Foundation, Inc. - Higher Learning Solutions Foundations (5343) - ILP			
3629 Gention Blvd., Columbus, GA 31907	Quarterly Scores (Grades)		Current Quarter Score (Grade)
Phone: 706-221-0887	Q1: 91.56 (A-)	Q2: 88.38 (B+)	72.02% (C-)
Vendor ID# 158685	Q3: 72.02 (C-)	Q4: N/A	
Program Census Information:	# Children in Care During Quarter: 22	# Placements During Quarter: 22	# Children in Care On Last Day: 16
Quarterly Provider Comparisons to All ILP/TLPs			

▼ — indicates average for all ILP/TLPs





Performance-Based Placement Measures

RBWO Provider GA+SCORECARD - ILP/TLP

Report Quarter: Q3 FY2020

Provider/Program Name: Higher Learning Solutions Foundation, Inc. - Higher Learning Solutions Foundations (5343) - ILP				
3629 Gentian Blvd., Columbus, GA 31907		Quarterly Scores (Grades)		Current Quarter Score (Grade)
Phone: 706-221-0887		Q1: 91.56 (A-)	Q2: 88.38 (B+)	72.02% (C-)
Vendor ID# 158685		Q3: 72.02 (C-)	Q4: N/A	
Program Census Information:		# Children in Care During Quarter: 22	# Placements During Quarter: 22	# Children in Care On Last Day: 16
	Avg Performance All ILP/TLPs (%)	Provider Performance (%)*	Possible Points (Weight)	Provider Points Earned
OPM Monitoring Reviews				
Annual Comprehensive Reviews	80%	Not Yet Conducted		
Safety Reviews	82%	85%	10	8.50
Monitoring Sub-Total			10	8.50
ILP/TLP Safety Outcomes				
Incidence of Maltreatment	0.00%	No Substantiated Reports	3	3.00
Staff Training/Foundations	93%	100%	5	5.00
Staff Safety Checks	81%	50%	5	2.50
Safety Sub-Total			13	10.50
ILP/TLP Permanency Outcomes				
Placement Stability	92%	100%	3	3.00
Permanency Sub-Total			3	3.00
ILP/TLP Well-Being Outcomes				
EPSDT Medical Visits	88%	100%	4	4.00
EPSDT Dental Visits	78%	93%	4	3.72
Academic Supports	46%	67%	2	1.34
Provider ECEM Visits	82%	97%	4	3.88
Placements with Siblings	No Data	Not Eligible	Not Scored	Not Scored
Placements within Legal County	32%	43%	Not Scored	Not Scored
Well-Being Sub-Total			14	12.94
ILP/TLP Specialty Outcomes				
Academic/Career Development	47%	28%	10	2.80
Ind Living Skills Provision	68%	97%	15	14.55
Financial Independence	32%	0%	5	0.00
WTLP/Life Coach	70%	89%	15	13.35
Specialty Sub-Total			45	30.70
*Performance calculation descriptions can be found in the FY 2019 RBWO PBP Measurements and Standards Guide.				

Monitoring & Outcomes: Possible Points = 85

Points Earned = 65.64



Performance-Based Placement Measures

RBWO Provider GA+SCORECARD - ILP/TLP

Report Quarter: Q3 FY2020

Score Before Incentives Credit	77.22%
Incentives Awarded	10.00 pts
PBP Verification	-15.20 pts
Total Score	72.02%

Provider/Program Name: Higher Learning Solutions Foundation, Inc. - Higher Learning Solutions Foundations (5343) - ILP

Program Census Information:		# Children in Care During Quarter: 22	# Placements During Quarter: 22	# Children in Care On Last Day: 16
ILP/TLP Incentive Credits	Avg Performance All ILP/TLPs (Points)	Provider Performance (%)*	Possible Points (Weight)	Provider Points Earned
No DOC Involvement		94%	5	4.70
Community Connections		60%	4	2.40
Positive Permanency Connections		94%	5	4.70
HS Grad/GED/Prof or Trade Certificate/College		N/A	10/5/5/1	
Part-Time Employment with Medical Benefits		0%	10	0.00
Living Arrangements at Discharge		0%	10	0.00
Additional Academic Supports		9%	2	0.18
Additional IL Skills Provision		55%	5	2.75
Active Agency Accreditation		0%	4	0.00
Staff Clinical Licensure		0%	5	0.00
Incentives Total	8.12			14.73

*Performance calculation descriptions can be found in the FY 2019 RBWO PBP Measurements and Standards Guide.

Child Protective Services Investigations and Dispositions

The following investigations data, which is not used for scoring but is considered significant to a provider's performance, is from Georgia SHINES and is not considered final or complete until the end of the fiscal year.

Total Reports:	0
Number Screened In:	0
Number Screened Out:	0
Number Substantiated:	0
Number Unsubstantiated:	0
Number Active CPS Investigations:	0



Performance-Based Placement Measures RBWO Provider GA+SCORECARD - ILP/TLP

Report Quarter: Q3 FY2020

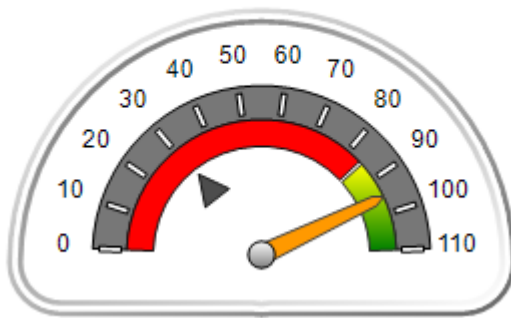
Provider/Program Name: House of Aimer, Inc. - (5349) - ILP

2987 N. Druid Hills Rd., Atlanta, GA 30329	Quarterly Scores (Grades)		Current Quarter Score (Grade)
Phone: 7705689609	Q1: 59.17 (F)	Q2: 87.65 (B+)	95.44% (A)
Vendor ID# 159745	Q3: 95.44 (A)	Q4: N/A	
Program Census Information:	# Children in Care During Quarter: 4	# Placements During Quarter: 4	# Children in Care On Last Day: 3

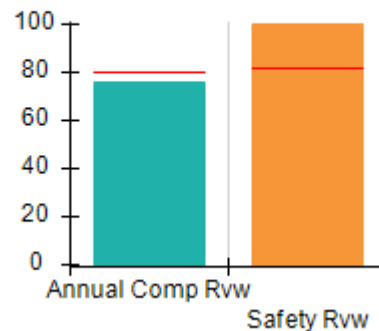
Quarterly Provider Comparisons to All ILP/TLPs

▼ — indicates average for all ILP/TLPs

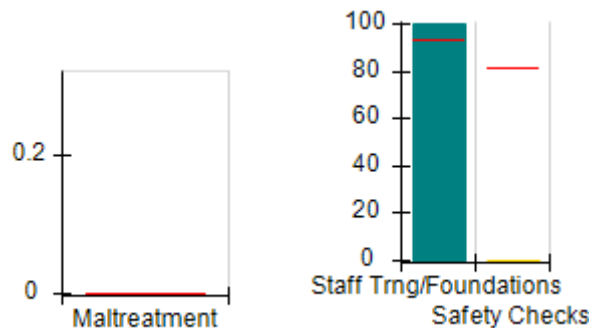
Overall Score (%)



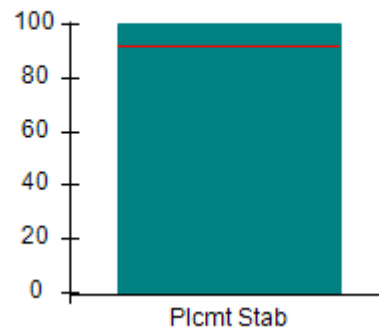
OPM Monitoring Reviews (%)



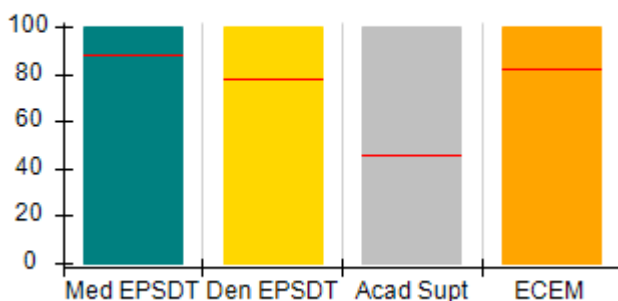
Safety Outcomes (%)



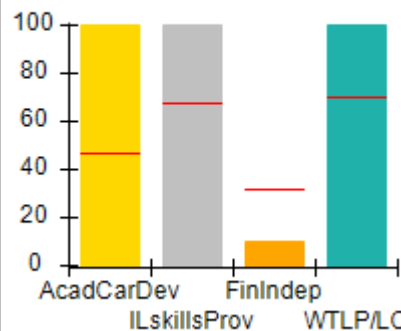
Permanency Outcomes (%)



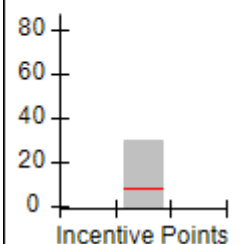
Well-Being Outcomes (%)



ILP/TLP Outcomes (%)



Incentives Earned (Points)





Performance-Based Placement Measures

RBWO Provider GA+SCORECARD - ILP/TLP

Report Quarter: Q3 FY2020

Provider/Program Name: House of Aimer, Inc. - (5349) - ILP

2987 N. Druid Hills Rd., Atlanta, GA 30329	Quarterly Scores (Grades)		Current Quarter Score (Grade)
Phone: 7705689609	Q1: 59.17 (F)	Q2: 87.65 (B+)	95.44% (A)
Vendor ID# 159745	Q3: 95.44 (A)	Q4: N/A	

Program Census Information:	# Children in Care During Quarter: 4	# Placements During Quarter: 4	# Children in Care On Last Day: 3
-----------------------------	--------------------------------------	--------------------------------	-----------------------------------

	Avg Performance All ILP/TLPs (%)	Provider Performance (%)*	Possible Points (Weight)	Provider Points Earned
--	----------------------------------	---------------------------	--------------------------	------------------------

OPM Monitoring Reviews

Annual Comprehensive Reviews	80%	76%	15	11.44
Safety Reviews	82%	100%	10	10.00
Monitoring Sub-Total			25	21.44

ILP/TLP Safety Outcomes

Incidence of Maltreatment	0.00%	Not Eligible		
Staff Training/Foundations	93%	100%	6.5	6.50
Staff Safety Checks	81%	0%	6.5	0.00
Safety Sub-Total			13	6.50

ILP/TLP Permanency Outcomes

Placement Stability	92%	100%	3	3.00
Permanency Sub-Total			3	3.00

ILP/TLP Well-Being Outcomes

EPSDT Medical Visits	88%	100%	4	4.00
EPSDT Dental Visits	78%	100%	4	4.00
Academic Supports	46%	100%	2	2.00
Provider ECEM Visits	82%	100%	4	4.00
Placements with Siblings	No Data	Not Eligible	Not Scored	Not Scored
Placements within Legal County	32%	100%	Not Scored	Not Scored
Well-Being Sub-Total			14	14.00

ILP/TLP Specialty Outcomes

Academic/Career Development	47%	100%	10	10.00
Ind Living Skills Provision	68%	100%	15	15.00
Financial Independence	32%	10%	5	0.50
WTLP/Life Coach	70%	100%	15	15.00
Specialty Sub-Total			45	40.50

*Performance calculation descriptions can be found in the FY 2019 RBWO PBP Measurements and Standards Guide.

Monitoring & Outcomes: Possible Points = 100	Points Earned = 85.44
Score Before Incentives Credit	85.44%



Performance-Based Placement Measures

RBWO Provider GA+SCORECARD - ILP/TLP

Report Quarter: Q3 FY2020

Incentives Awarded	10.00 pts
PBP Verification	N/A pts
Total Score	95.44%

Provider/Program Name: House of Aimer, Inc. - (5349) - ILP

Program Census Information:		# Children in Care During Quarter: 4	# Placements During Quarter: 4	# Children in Care On Last Day: 3
ILP/TLP Incentive Credits	Avg Performance All ILP/TLPs (Points)	Provider Performance (%)*	Possible Points (Weight)	Provider Points Earned
No DOC Involvement		80%	5	4.00
Community Connections		100%	4	4.00
Positive Permanency Connections		0%	5	0.00
HS Grad/GED/Prof or Trade Certificate/College		N/A	10/5/5/1	6.00
Part-Time Employment with Medical Benefits		100%	10	10.00
Living Arrangements at Discharge		0%	10	0.00
Additional Academic Supports		50%	2	1.00
Additional IL Skills Provision		100%	5	5.00
Active Agency Accreditation		0%	4	0.00
Staff Clinical Licensure		0%	5	0.00
Incentives Total	8.12			30.00

*Performance calculation descriptions can be found in the FY 2019 RBWO PBP Measurements and Standards Guide.

Child Protective Services Investigations and Dispositions

The following investigations data, which is not used for scoring but is considered significant to a provider's performance, is from Georgia SHINES and is not considered final or complete until the end of the fiscal year.

Total Reports:	0	
Number Screened In:	0	
Number Screened Out:	0	
Number Substantiated:	0	
Number Unsubstantiated:	0	
Number Active CPS Investigations:	0	



Performance-Based Placement Measures

RBWO Provider GA+SCORECARD - ILP/TLP

Report Quarter: Q3 FY2020

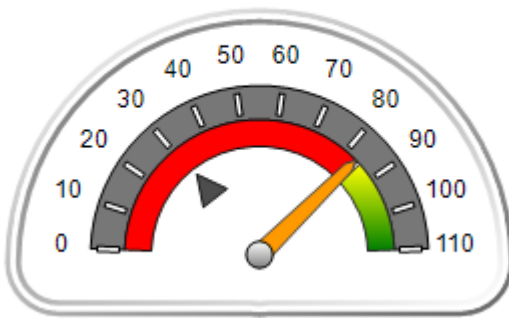
Provider/Program Name: House of Dawn - ILP (5155) - ILP

7469 Caribou Trail, Riverdale, GA 30237	Quarterly Scores (Grades)		Current Quarter Score (Grade)
Phone: 770-477-2385	Q1: 67.00 (D+)	Q2: 67.00 (D+)	83.50% (B-)
Vendor ID# 118207	Q3: 83.50 (B-)	Q4: N/A	
Program Census Information:	# Children in Care During Quarter: 0	# Placements During Quarter: 0	# Children in Care On Last Day: 0

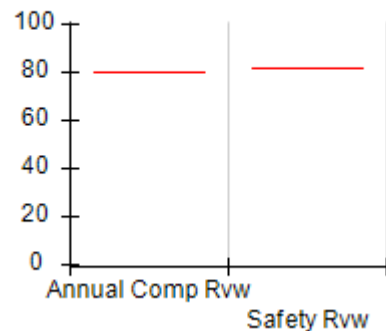
Quarterly Provider Comparisons to All ILP/TLPs

indicates average for all ILP/TLPs

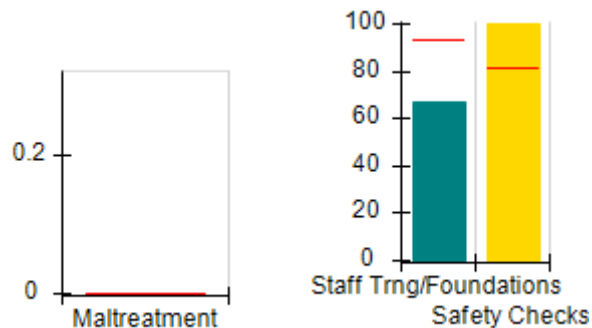
Overall Score (%)



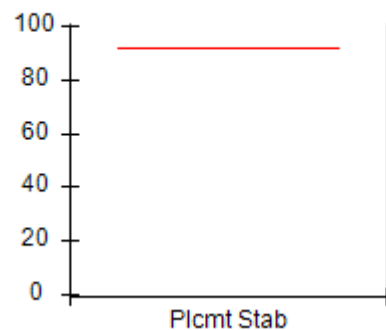
OPM Monitoring Reviews (%)



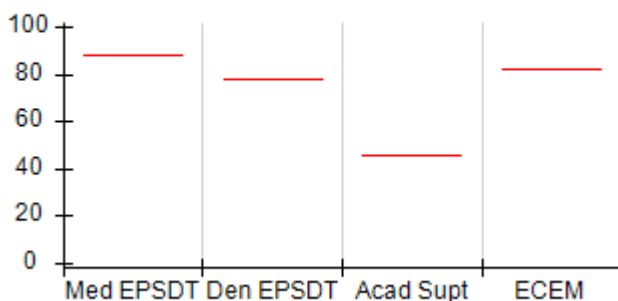
Safety Outcomes (%)



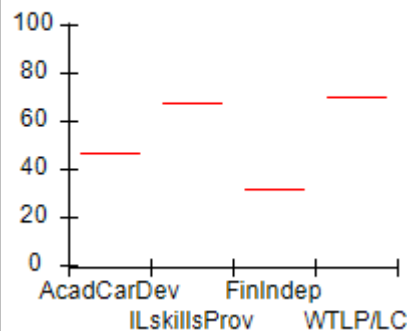
Permanency Outcomes (%)



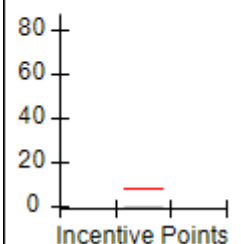
Well-Being Outcomes (%)



ILP/TLP Outcomes (%)



Incentives Earned (Points)





Performance-Based Placement Measures

RBWO Provider GA+SCORECARD - ILP/TLP

Report Quarter: Q3 FY2020

Provider/Program Name: House of Dawn - ILP (5155) - ILP

7469 Caribou Trail, Riverdale, GA 30237	Quarterly Scores (Grades)		Current Quarter Score (Grade)
Phone: 770-477-2385	Q1: 67.00 (D+)	Q2: 67.00 (D+)	83.50% (B-)
Vendor ID# 118207	Q3: 83.50 (B-)	Q4: N/A	

Program Census Information:	# Children in Care During Quarter: 0	# Placements During Quarter: 0	# Children in Care On Last Day: 0
-----------------------------	--------------------------------------	--------------------------------	-----------------------------------

	Avg Performance All ILP/TLPs (%)	Provider Performance (%)*	Possible Points (Weight)	Provider Points Earned
--	----------------------------------	---------------------------	--------------------------	------------------------

OPM Monitoring Reviews

Annual Comprehensive Reviews	80%	Not Yet Conducted		
Safety Reviews	82%	Not Yet Conducted		
Monitoring Sub-Total				0.00

ILP/TLP Safety Outcomes

Incidence of Maltreatment	0.00%	Not Eligible		
Staff Training/Foundations	93%	67%	6.5	4.36
Staff Safety Checks	81%	100%	6.5	6.50
Safety Sub-Total			13	10.86

ILP/TLP Permanency Outcomes

Placement Stability	92%	Not Eligible		
Permanency Sub-Total			N/A	

ILP/TLP Well-Being Outcomes

EPSDT Medical Visits	88%	Not Eligible		
EPSDT Dental Visits	78%	Not Eligible		
Academic Supports	46%	Not Eligible		
Provider ECEM Visits	82%	Not Eligible		
Placements with Siblings	No Data	Not Eligible	Not Scored	Not Scored
Placements within Legal County	32%	Not Eligible	Not Scored	Not Scored
Well-Being Sub-Total			N/A	

ILP/TLP Specialty Outcomes

Academic/Career Development	47%	Not Eligible		
Ind Living Skills Provision	68%	Not Eligible		
Financial Independence	32%	Not Eligible		
WTLP/Life Coach	70%	Not Eligible		
Specialty Sub-Total			N/A	

*Performance calculation descriptions can be found in the FY 2019 RBWO PBP Measurements and Standards Guide.

Monitoring & Outcomes: Possible Points = 13	Points Earned = 10.86
Score Before Incentives Credit	83.50%



Performance-Based Placement Measures

RBWO Provider GA+SCORECARD - ILP/TLP

Report Quarter: Q3 FY2020

Incentives Awarded	00.00 pts
PBP Verification	N/A pts
Total Score	83.50%

Provider/Program Name: House of Dawn - ILP (5155) - ILP				
Program Census Information:		# Children in Care During Quarter: 0	# Placements During Quarter: 0	# Children in Care On Last Day: 0
ILP/TLP Incentive Credits	Avg Performance All ILP/TLPs (Points)	Provider Performance (%)*	Possible Points (Weight)	Provider Points Earned
No DOC Involvement		Not Eligible	5	
Community Connections		Not Eligible	4	
Positive Permanency Connections		Not Eligible	5	
HS Grad/GED/Prof or Trade Certificate/College		N/A	10/5/5/1	
Part-Time Employment with Medical Benefits		Not Eligible	10	
Living Arrangements at Discharge		Not Eligible	10	
Additional Academic Supports		Not Eligible	2	
Additional IL Skills Provision		Not Eligible	5	
Active Agency Accreditation		0%	4	0.00
Staff Clinical Licensure		0%	5	0.00
Incentives Total	8.12			0.00

*Performance calculation descriptions can be found in the FY 2019 RBWO PBP Measurements and Standards Guide.

Child Protective Services Investigations and Dispositions		
The following investigations data, which is not used for scoring but is considered significant to a provider's performance, is from Georgia SHINES and is not considered final or complete until the end of the fiscal year.		
Total Reports:	0	
Number Screened In:	0	
Number Screened Out:	0	
Number Substantiated:	0	
Number Unsubstantiated:	0	
Number Active CPS Investigations:	0	



Performance-Based Placement Measures RBWO Provider GA+SCORECARD - ILP/TLP

Report Quarter: Q3 FY2020

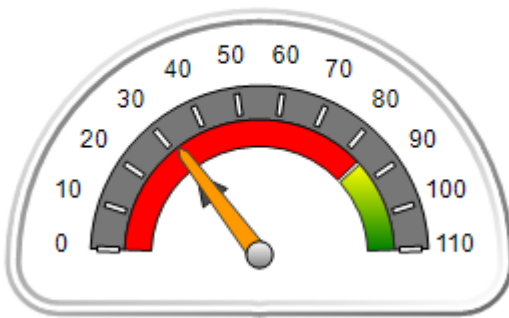
Provider/Program Name: Impact Community Transition Inc. - (5412) - ILP

2128 Bayberry Ct. , Dawsonville, GA 30534	Quarterly Scores (Grades)		Current Quarter Score (Grade)
Phone: 404-797-7127	Q1: (N/A)	Q2: 00.00 (F)	31.78% (F)
Vendor ID# 166399	Q3: 31.78 (F)	Q4: N/A	
Program Census Information:	# Children in Care During Quarter: 2	# Placements During Quarter: 2	# Children in Care On Last Day: 2

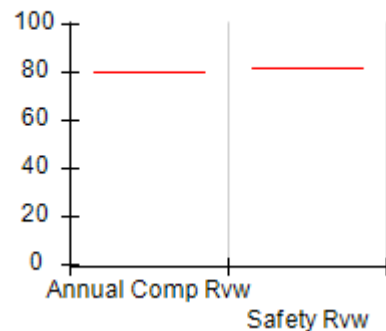
Quarterly Provider Comparisons to All ILP/TLPs

▼ — indicates average for all ILP/TLPs

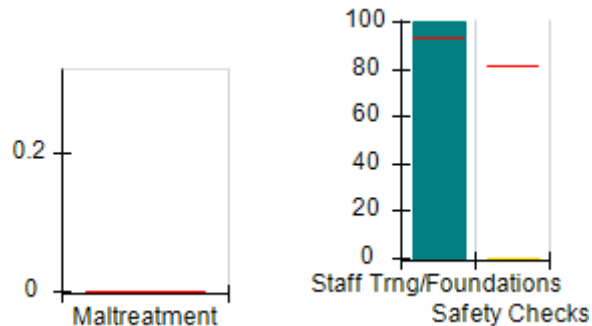
Overall Score (%)



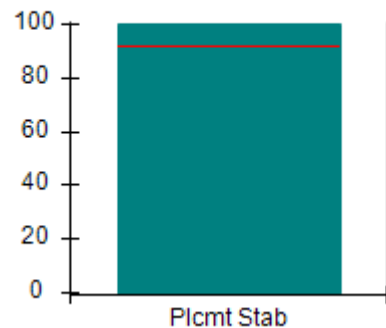
OPM Monitoring Reviews (%)



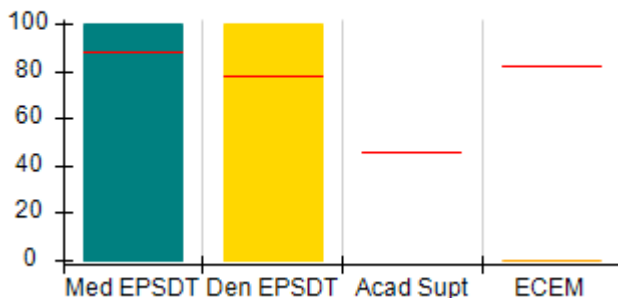
Safety Outcomes (%)



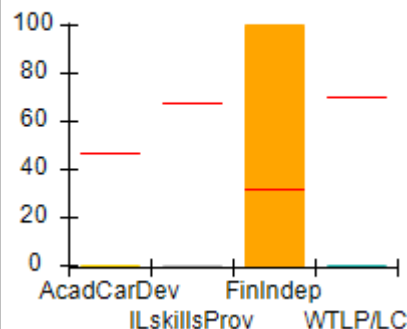
Permanency Outcomes (%)



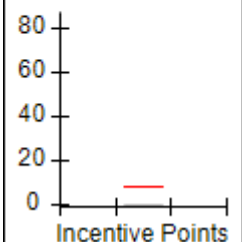
Well-Being Outcomes (%)



ILP/TLP Outcomes (%)



Incentives Earned (Points)





Performance-Based Placement Measures

RBWO Provider GA+SCORECARD - ILP/TLP

Report Quarter: Q3 FY2020

Provider/Program Name: Impact Community Transition Inc. - (5412) - ILP				
2128 Bayberry Ct. , Dawsonville, GA 30534		Quarterly Scores (Grades)		Current Quarter Score (Grade)
Phone: 404-797-7127		Q1: (N/A)	Q2: 00.00 (F)	31.78% (F)
Vendor ID# 166399		Q3: 31.78 (F)	Q4: N/A	
Program Census Information:		# Children in Care During Quarter: 2	# Placements During Quarter: 2	# Children in Care On Last Day: 2
	Avg Performance All ILP/TLPs (%)	Provider Performance (%)*	Possible Points (Weight)	Provider Points Earned
OPM Monitoring Reviews				
Annual Comprehensive Reviews	80%	Not Yet Conducted		
Safety Reviews	82%	Not Yet Conducted		
Monitoring Sub-Total				0.00
ILP/TLP Safety Outcomes				
Incidence of Maltreatment	0.00%	Not Eligible		
Staff Training/Foundations	93%	100%	6.5	6.50
Staff Safety Checks	81%	0%	6.5	0.00
Safety Sub-Total			13	6.50
ILP/TLP Permanency Outcomes				
Placement Stability	92%	100%	3	3.00
Permanency Sub-Total			3	3.00
ILP/TLP Well-Being Outcomes				
EPSDT Medical Visits	88%	100%	4.7	4.67
EPSDT Dental Visits	78%	100%	4.7	4.67
Academic Supports	46%	Not Eligible		
Provider ECEM Visits	82%	0%	4.7	0.00
Placements with Siblings	No Data	Not Eligible	Not Scored	Not Scored
Placements within Legal County	32%	0%	Not Scored	Not Scored
Well-Being Sub-Total			14	9.33
ILP/TLP Specialty Outcomes				
Academic/Career Development	47%	0%	10	0.00
Ind Living Skills Provision	68%	0%	15	0.00
Financial Independence	32%	100%	5	5.00
WTLP/Life Coach	70%	0%	15	0.00
Specialty Sub-Total			45	5.00
*Performance calculation descriptions can be found in the FY 2019 RBWO PBP Measurements and Standards Guide.				
Monitoring & Outcomes: Possible Points = 80			Points Earned = 23.83	
Score Before Incentives Credit				31.78%



Performance-Based Placement Measures

RBWO Provider GA+SCORECARD - ILP/TLP

Report Quarter: Q3 FY2020

Incentives Awarded	00.00 pts
PBP Verification	N/A pts
Total Score	31.78%

Provider/Program Name: Impact Community Transition Inc. - (5412) - ILP

Program Census Information:		# Children in Care During Quarter: 2	# Placements During Quarter: 2	# Children in Care On Last Day: 2
ILP/TLP Incentive Credits	Avg Performance All ILP/TLPs (Points)	Provider Performance (%)*	Possible Points (Weight)	Provider Points Earned
No DOC Involvement		0%	5	0.00
Community Connections		Not Eligible	4	
Positive Permanency Connections		Not Eligible	5	
HS Grad/GED/Prof or Trade Certificate/College		N/A	10/5/5/1	
Part-Time Employment with Medical Benefits		Not Eligible	10	
Living Arrangements at Discharge		Not Eligible	10	
Additional Academic Supports		Not Eligible	2	
Additional IL Skills Provision		0%	5	0.00
Active Agency Accreditation		0%	4	0.00
Staff Clinical Licensure		0%	5	0.00
Incentives Total	8.12			0.00

*Performance calculation descriptions can be found in the FY 2019 RBWO PBP Measurements and Standards Guide.

Child Protective Services Investigations and Dispositions

The following investigations data, which is not used for scoring but is considered significant to a provider's performance, is from Georgia SHINES and is not considered final or complete until the end of the fiscal year.

Total Reports:	0	
Number Screened In:	0	
Number Screened Out:	0	
Number Substantiated:	0	
Number Unsubstantiated:	0	
Number Active CPS Investigations:	0	



Performance-Based Placement Measures

RBWO Provider GA+SCORECARD - ILP/TLP

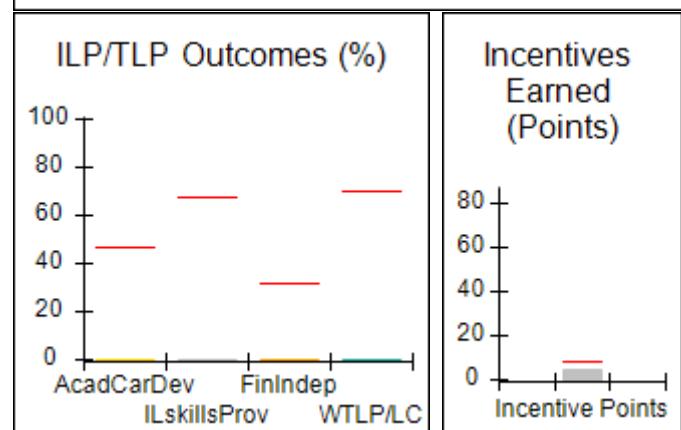
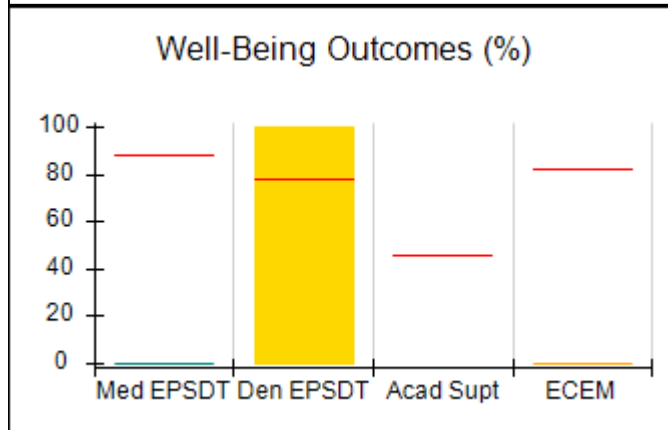
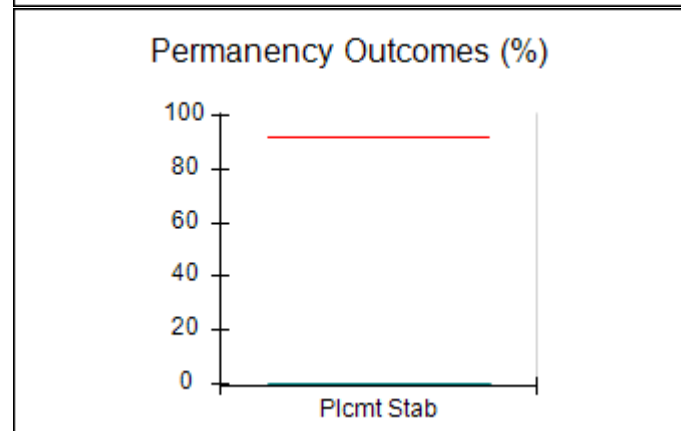
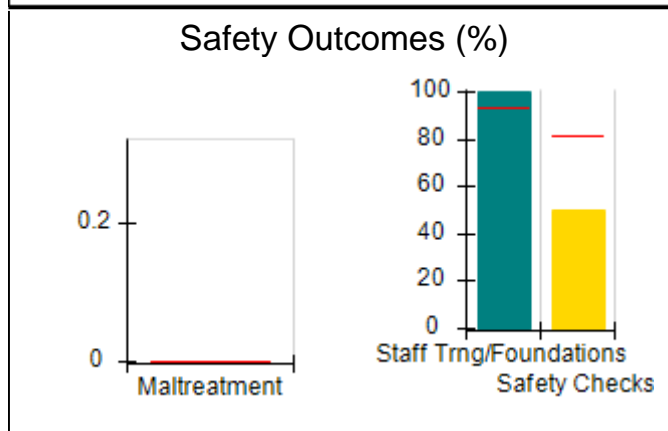
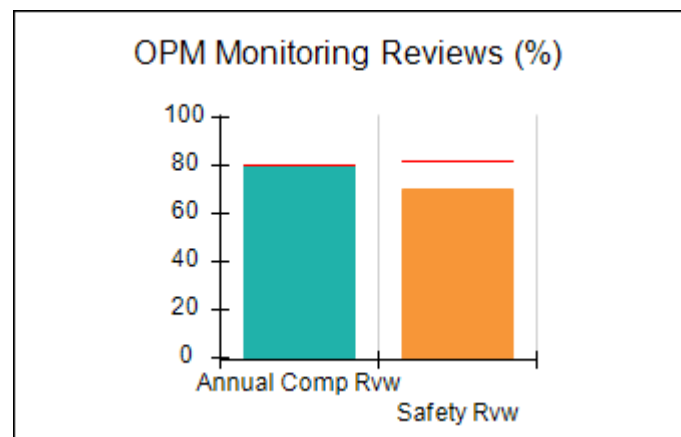
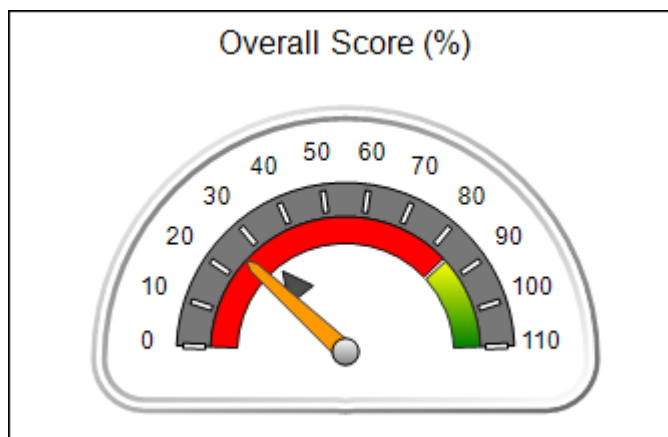
Report Quarter: Q3 FY2020

Provider/Program Name: LDL & C Enterprise (formerly Beth-Ester Ministries) - Restoration House ILP (5170) - ILP

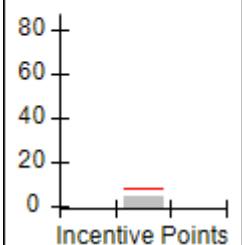
257 E Broad St., Newnan, GA 30263	Quarterly Scores (Grades)		Current Quarter Score (Grade)
Phone: 678-423-4193	Q1: 48.86 (F)	Q2: 41.37 (F)	25.37% (F)
Vendor ID# 115537	Q3: 25.37 (F)	Q4: N/A	
Program Census Information:	# Children in Care During Quarter: 1	# Placements During Quarter: 1	# Children in Care On Last Day: 0

Quarterly Provider Comparisons to All ILP/TLPs

indicates average for all ILP/TLPs



Incentives
Earned
(Points)





Performance-Based Placement Measures

RBWO Provider GA+SCORECARD - ILP/TLP

Report Quarter: Q3 FY2020

Provider/Program Name: LDL & C Enterprise (formerly Beth-Ester Ministries) - Restoration House ILP (5170) - ILP				
257 E Broad St., Newnan, GA 30263		Quarterly Scores (Grades)		Current Quarter Score (Grade)
Phone: 678-423-4193		Q1: 48.86 (F)	Q2: 41.37 (F)	25.37% (F)
Vendor ID# 115537		Q3: 25.37 (F)	Q4: N/A	
Program Census Information:		# Children in Care During Quarter: 1	# Placements During Quarter: 1	# Children in Care On Last Day: 0
	Avg Performance All ILP/TLPs (%)	Provider Performance (%)*	Possible Points (Weight)	Provider Points Earned
OPM Monitoring Reviews				
Annual Comprehensive Reviews	80%	80%	15	12.05
Safety Reviews	82%	70%	10	7.00
Monitoring Sub-Total			25	19.05
ILP/TLP Safety Outcomes				
Incidence of Maltreatment	0.00%	Not Eligible		
Staff Training/Foundations	93%	100%	6.5	6.50
Staff Safety Checks	81%	50%	6.5	3.25
Safety Sub-Total			13	9.75
ILP/TLP Permanency Outcomes				
Placement Stability	92%	0%	3	0.00
Permanency Sub-Total			3	0.00
ILP/TLP Well-Being Outcomes				
EPSDT Medical Visits	88%	0%	4.7	0.00
EPSDT Dental Visits	78%	100%	4.7	4.67
Academic Supports	46%	Not Eligible		
Provider ECEM Visits	82%	0%	4.7	0.00
Placements with Siblings	No Data	Not Eligible	Not Scored	Not Scored
Placements within Legal County	32%	Not Eligible	Not Scored	Not Scored
Well-Being Sub-Total			14	4.67
ILP/TLP Specialty Outcomes				
Academic/Career Development	47%	0%	10	0.00
Ind Living Skills Provision	68%	0%	15	0.00
Financial Independence	32%	0%	5	0.00
WTLP/Life Coach	70%	0%	15	0.00
Specialty Sub-Total			45	0.00
*Performance calculation descriptions can be found in the FY 2019 RBWO PBP Measurements and Standards Guide.				

Monitoring & Outcomes: Possible Points = 100

Points Earned = 33.47



Performance-Based Placement Measures

RBWO Provider GA+SCORECARD - ILP/TLP

Report Quarter: Q3 FY2020

Score Before Incentives Credit	33.47%
Incentives Awarded	05.00 pts
PBP Verification	-13.10 pts
Total Score	25.37%

Provider/Program Name: LDL & C Enterprise (formerly Beth-Ester Ministries) - Restoration House ILP (5170) - ILP

Program Census Information:		# Children in Care During Quarter: 1	# Placements During Quarter: 1	# Children in Care On Last Day: 0
ILP/TLP Incentive Credits	Avg Performance All ILP/TLPs (Points)	Provider Performance (%)*	Possible Points (Weight)	Provider Points Earned
No DOC Involvement		100%	5	5.00
Community Connections		Not Eligible	4	
Positive Permanency Connections		Not Eligible	5	
HS Grad/GED/Prof or Trade Certificate/College		N/A	10/5/5/1	
Part-Time Employment with Medical Benefits		0%	10	0.00
Living Arrangements at Discharge		0%	10	0.00
Additional Academic Supports		Not Eligible	2	
Additional IL Skills Provision		0%	5	0.00
Active Agency Accreditation		0%	4	0.00
Staff Clinical Licensure		0%	5	0.00
Incentives Total	8.12			5.00

*Performance calculation descriptions can be found in the FY 2019 RBWO PBP Measurements and Standards Guide.

Child Protective Services Investigations and Dispositions

The following investigations data, which is not used for scoring but is considered significant to a provider's performance, is from Georgia SHINES and is not considered final or complete until the end of the fiscal year.

Total Reports:	0
Number Screened In:	0
Number Screened Out:	0
Number Substantiated:	0
Number Unsubstantiated:	0
Number Active CPS Investigations:	0

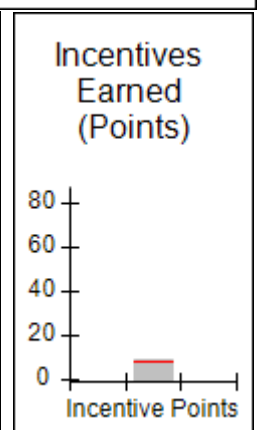
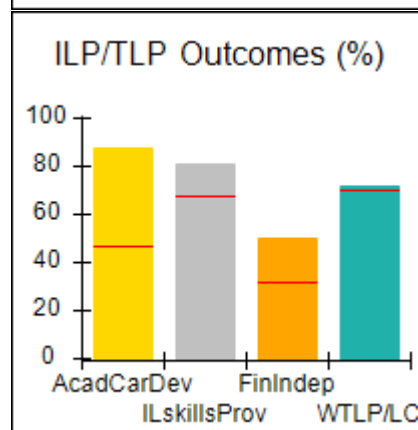
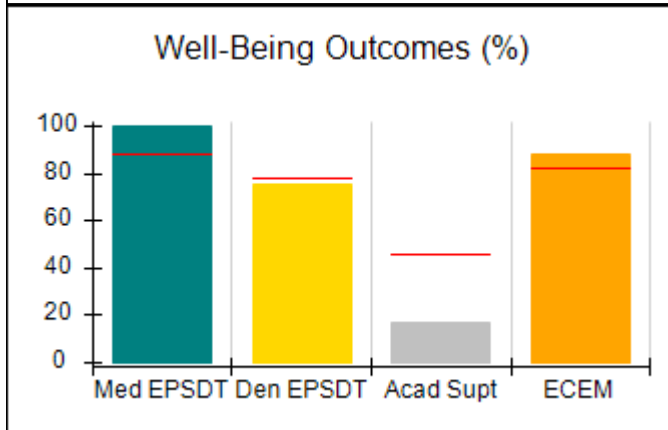
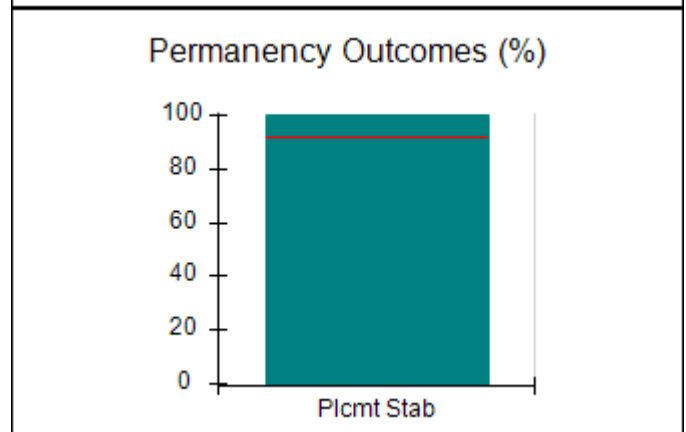
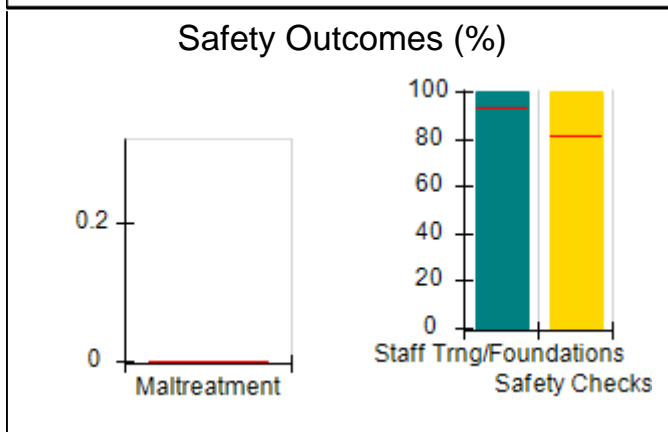
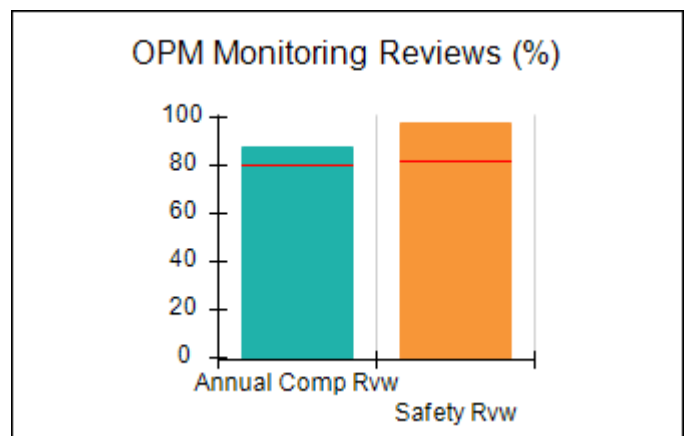
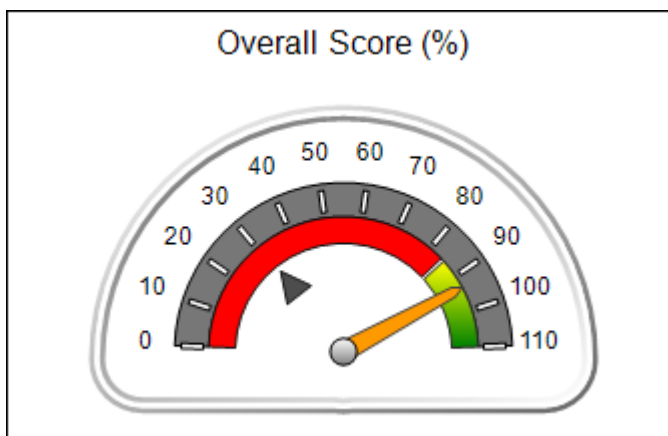


Performance-Based Placement Measures RBWO Provider GA+SCORECARD - ILP/TLP

Report Quarter: Q3 FY2020

Provider/Program Name: Level Up Community Service Program, LLC - (5277) - ILP			
7606 Treehills Parkway , Stone Mountain, GA 30088	Quarterly Scores (Grades)		Current Quarter Score (Grade)
Phone: 678-849-0505	Q1: 95.15 (A)	Q2: 89.04 (B+)	93.52% (A-)
Vendor ID# 153259	Q3: 93.52 (A-)	Q4: N/A	
Program Census Information:	# Children in Care During Quarter: 8	# Placements During Quarter: 8	# Children in Care On Last Day: 5
Quarterly Provider Comparisons to All ILP/TLPs			

▼ — indicates average for all ILP/TLPs





Performance-Based Placement Measures
RBWO Provider GA+SCORECARD - ILP/TLP

Report Quarter: Q3 FY2020

Provider/Program Name: Level Up Community Service Program, LLC - (5277) - ILP				
7606 Treehills Parkway , Stone Mountain, GA 30088		Quarterly Scores (Grades)		Current Quarter Score (Grade)
Phone: 678-849-0505		Q1: 95.15 (A)	Q2: 89.04 (B+)	93.52% (A-)
Vendor ID# 153259		Q3: 93.52 (A-)	Q4: N/A	
Program Census Information:		# Children in Care During Quarter: 8	# Placements During Quarter: 8	# Children in Care On Last Day: 5
	Avg Performance All ILP/TLPs (%)	Provider Performance (%)*	Possible Points (Weight)	Provider Points Earned
OPM Monitoring Reviews				
Annual Comprehensive Reviews	80%	88%	15	13.21
Safety Reviews	82%	98%	10	9.75
Monitoring Sub-Total			25	22.96
ILP/TLP Safety Outcomes				
Incidence of Maltreatment	0.00%	No Substantiated Reports	3	3.00
Staff Training/Foundations	93%	100%	5	5.00
Staff Safety Checks	81%	100%	5	5.00
Safety Sub-Total			13	13.00
ILP/TLP Permanency Outcomes				
Placement Stability	92%	100%	3	3.00
Permanency Sub-Total			3	3.00
ILP/TLP Well-Being Outcomes				
EPSDT Medical Visits	88%	100%	4	4.00
EPSDT Dental Visits	78%	75%	4	3.00
Academic Supports	46%	17%	2	0.34
Provider ECEM Visits	82%	88%	4	3.52
Placements with Siblings	No Data	Not Eligible	Not Scored	Not Scored
Placements within Legal County	32%	0%	Not Scored	Not Scored
Well-Being Sub-Total			14	10.86
ILP/TLP Specialty Outcomes				
Academic/Career Development	47%	88%	10	8.80
Ind Living Skills Provision	68%	81%	15	12.15
Financial Independence	32%	50%	5	2.50
WTLP/Life Coach	70%	72%	15	10.80
Specialty Sub-Total			45	34.25
*Performance calculation descriptions can be found in the FY 2019 RBWO PBP Measurements and Standards Guide.				

Monitoring & Outcomes: Possible Points = 100	Points Earned = 84.07
---	------------------------------



Performance-Based Placement Measures

RBWO Provider GA+SCORECARD - ILP/TLP

Report Quarter: Q3 FY2020

Score Before Incentives Credit	84.07%
Incentives Awarded	09.45 pts
PBP Verification	N/A pts
Total Score	93.52%

Provider/Program Name: Level Up Community Service Program, LLC - (5277) - ILP				
Program Census Information:		# Children in Care During Quarter: 8	# Placements During Quarter: 8	# Children in Care On Last Day: 5
ILP/TLP Incentive Credits	Avg Performance All ILP/TLPs (Points)	Provider Performance (%)*	Possible Points (Weight)	Provider Points Earned
No DOC Involvement		100%	5	5.00
Community Connections		0%	4	0.00
Positive Permanency Connections		0%	5	0.00
HS Grad/GED/Prof or Trade Certificate/College		N/A	10/5/5/1	
Part-Time Employment with Medical Benefits		33%	10	3.30
Living Arrangements at Discharge		0%	10	0.00
Additional Academic Supports		0%	2	0.00
Additional IL Skills Provision		13%	5	0.65
Active Agency Accreditation		0%	4	0.00
Staff Clinical Licensure		10%	5	0.50
Incentives Total	8.12			9.45

*Performance calculation descriptions can be found in the FY 2019 RBWO PBP Measurements and Standards Guide.

Child Protective Services Investigations and Dispositions		
The following investigations data, which is not used for scoring but is considered significant to a provider's performance, is from Georgia SHINES and is not considered final or complete until the end of the fiscal year.		
Total Reports:	0	
Number Screened In:	0	
Number Screened Out:	0	
Number Substantiated:	0	
Number Unsubstantiated:	0	
Number Active CPS Investigations:	0	



Performance-Based Placement Measures RBWO Provider GA+SCORECARD - ILP/TLP

Report Quarter: Q3 FY2020

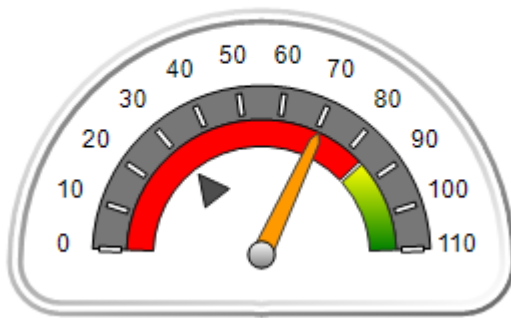
Provider/Program Name: Life Discovery Services - (5413) - ILP

12461 Veterans Memorial Hwy, Douglasville, GA 31034	Quarterly Scores (Grades)		Current Quarter Score (Grade)
Phone: 678-360-5206	Q1: (N/A)	Q2: 80.69 (B-)	70.71% (C-)
Vendor ID# 166510	Q3: 70.71 (C-)	Q4: N/A	
Program Census Information:	# Children in Care During Quarter: 7	# Placements During Quarter: 7	# Children in Care On Last Day: 5

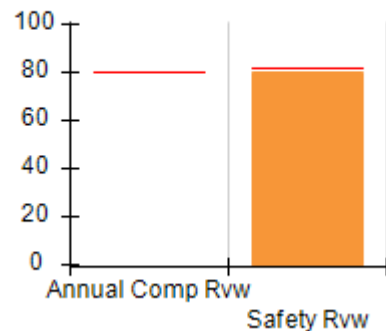
Quarterly Provider Comparisons to All ILP/TLPs

▼ — indicates average for all ILP/TLPs

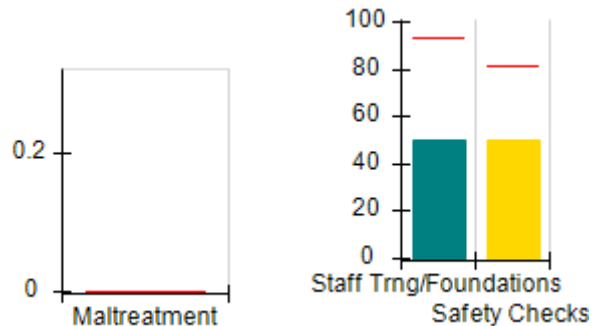
Overall Score (%)



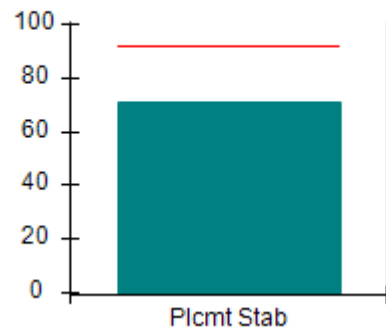
OPM Monitoring Reviews (%)



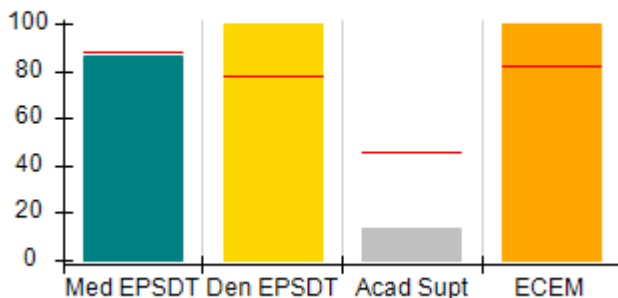
Safety Outcomes (%)



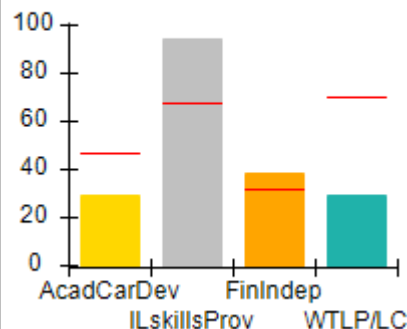
Permanency Outcomes (%)



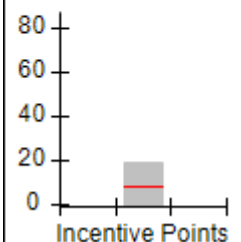
Well-Being Outcomes (%)



ILP/TLP Outcomes (%)



Incentives Earned (Points)





Performance-Based Placement Measures

RBWO Provider GA+SCORECARD - ILP/TLP

Report Quarter: Q3 FY2020

Provider/Program Name: Life Discovery Services - (5413) - ILP				
12461 Veterans Memorial Hwy, Douglasville, GA 31034		Quarterly Scores (Grades)		Current Quarter Score (Grade)
Phone: 678-360-5206		Q1: (N/A)	Q2: 80.69 (B-)	70.71% (C-)
Vendor ID# 166510		Q3: 70.71 (C-)	Q4: N/A	
Program Census Information:		# Children in Care During Quarter: 7	# Placements During Quarter: 7	# Children in Care On Last Day: 5
	Avg Performance All ILP/TLPs (%)	Provider Performance (%)*	Possible Points (Weight)	Provider Points Earned
OPM Monitoring Reviews				
Annual Comprehensive Reviews	80%	Not Yet Conducted		
Safety Reviews	82%	80%	10	8.00
Monitoring Sub-Total			10	8.00
ILP/TLP Safety Outcomes				
Incidence of Maltreatment	0.00%	Not Eligible		
Staff Training/Foundations	93%	50%	6.5	3.25
Staff Safety Checks	81%	50%	6.5	3.25
Safety Sub-Total			13	6.50
ILP/TLP Permanency Outcomes				
Placement Stability	92%	71%	3	2.13
Permanency Sub-Total			3	2.13
ILP/TLP Well-Being Outcomes				
EPSDT Medical Visits	88%	86%	4	3.44
EPSDT Dental Visits	78%	100%	4	4.00
Academic Supports	46%	14%	2	0.28
Provider ECEM Visits	82%	100%	4	4.00
Placements with Siblings	No Data	0%	Not Scored	Not Scored
Placements within Legal County	32%	33%	Not Scored	Not Scored
Well-Being Sub-Total			14	11.72
ILP/TLP Specialty Outcomes				
Academic/Career Development	47%	29%	10	2.90
Ind Living Skills Provision	68%	94%	15	14.10
Financial Independence	32%	38%	5	1.90
WTLP/Life Coach	70%	29%	15	4.35
Specialty Sub-Total			45	23.25
*Performance calculation descriptions can be found in the FY 2019 RBWO PBP Measurements and Standards Guide.				

Monitoring & Outcomes: Possible Points = 85

Points Earned = 51.60



Performance-Based Placement Measures

RBWO Provider GA+SCORECARD - ILP/TLP

Report Quarter: Q3 FY2020

Score Before Incentives Credit	60.71%
Incentives Awarded	10.00 pts
PBP Verification	N/A pts
Total Score	70.71%

Provider/Program Name: Life Discovery Services - (5413) - ILP				
Program Census Information:		# Children in Care During Quarter: 7	# Placements During Quarter: 7	# Children in Care On Last Day: 5
ILP/TLP Incentive Credits	Avg Performance All ILP/TLPs (Points)	Provider Performance (%)*	Possible Points (Weight)	Provider Points Earned
No DOC Involvement		93%	5	4.65
Community Connections		0%	4	0.00
Positive Permanency Connections		100%	5	5.00
HS Grad/GED/Prof or Trade Certificate/College		N/A	10/5/5/1	5.00
Part-Time Employment with Medical Benefits		0%	10	0.00
Living Arrangements at Discharge		0%	10	0.00
Additional Academic Supports		0%	2	0.00
Additional IL Skills Provision		94%	5	4.70
Active Agency Accreditation		0%	4	0.00
Staff Clinical Licensure		0%	5	0.00
Incentives Total	8.12			19.35

*Performance calculation descriptions can be found in the FY 2019 RBWO PBP Measurements and Standards Guide.

Child Protective Services Investigations and Dispositions		
The following investigations data, which is not used for scoring but is considered significant to a provider's performance, is from Georgia SHINES and is not considered final or complete until the end of the fiscal year.		
Total Reports:	0	
Number Screened In:	0	
Number Screened Out:	0	
Number Substantiated:	0	
Number Unsubstantiated:	0	
Number Active CPS Investigations:	0	

**Performance-Based Placement Measures**
RBWO Provider GA+SCORECARD - ILP/TLP

Report Quarter: Q3 FY2020

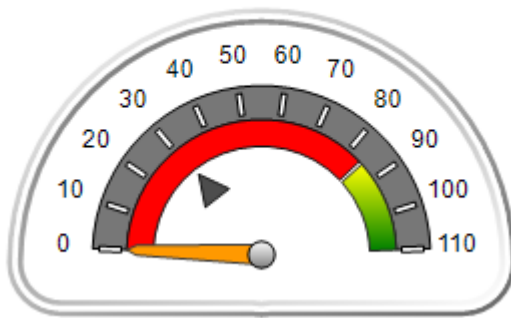
Provider/Program Name: Life Skills Community Center - Bela Grand (5426) - ILP

730 Franklin Gateway, Marietta, GA 30067	Quarterly Scores (Grades)		Current Quarter Score (Grade)
Phone: 678-531-1512	Q1: (N/A)	Q2: 00.00 (F)	00.00% (F)
Vendor ID# 167894	Q3: 00.00 (F)	Q4: N/A	
Program Census Information:	# Children in Care During Quarter: 0	# Placements During Quarter: 0	# Children in Care On Last Day: 0

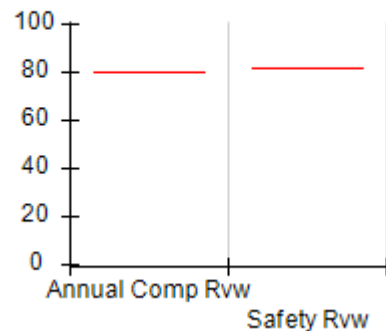
Quarterly Provider Comparisons to All ILP/TLPs

▼ — indicates average for all ILP/TLPs

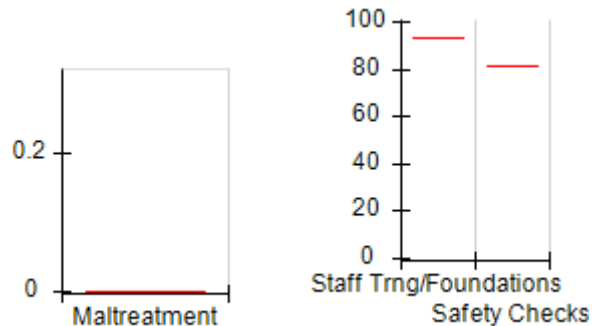
Overall Score (%)



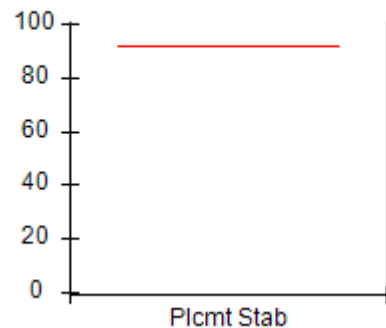
OPM Monitoring Reviews (%)



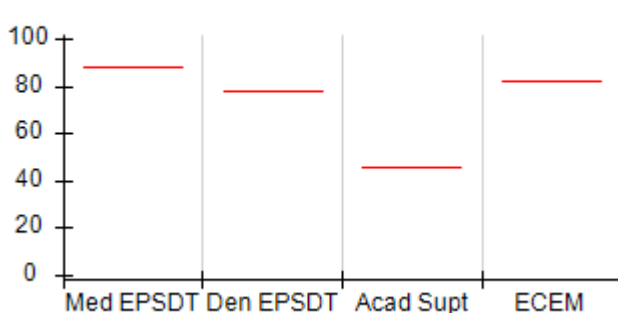
Safety Outcomes (%)



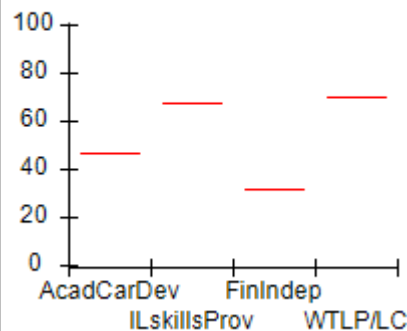
Permanency Outcomes (%)



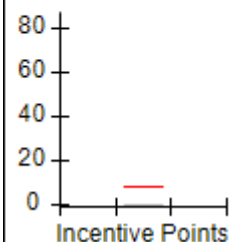
Well-Being Outcomes (%)



ILP/TLP Outcomes (%)



Incentives Earned (Points)





Performance-Based Placement Measures

RBWO Provider GA+SCORECARD - ILP/TLP

Report Quarter: Q3 FY2020

Provider/Program Name: Life Skills Community Center - Bela Grand (5426) - ILP				
730 Franklin Gateway, Marietta, GA 30067		Quarterly Scores (Grades)		Current Quarter Score (Grade)
Phone: 678-531-1512		Q1: (N/A)	Q2: 00.00 (F)	00.00% (F)
Vendor ID# 167894		Q3: 00.00 (F)	Q4: N/A	
Program Census Information:		# Children in Care During Quarter: 0	# Placements During Quarter: 0	# Children in Care On Last Day: 0
	Avg Performance All ILP/TLPs (%)	Provider Performance (%)*	Possible Points (Weight)	Provider Points Earned
OPM Monitoring Reviews				
Annual Comprehensive Reviews	80%	Not Yet Conducted		
Safety Reviews	82%	Not Yet Conducted		
Monitoring Sub-Total				0.00
ILP/TLP Safety Outcomes				
Incidence of Maltreatment	0.00%	Not Eligible		
Staff Training/Foundations	93%	Not Eligible		
Staff Safety Checks	81%	Not Eligible		
Safety Sub-Total			N/A	
ILP/TLP Permanency Outcomes				
Placement Stability	92%	Not Eligible		
Permanency Sub-Total			N/A	
ILP/TLP Well-Being Outcomes				
EPSDT Medical Visits	88%	Not Eligible		
EPSDT Dental Visits	78%	Not Eligible		
Academic Supports	46%	Not Eligible		
Provider ECEM Visits	82%	Not Eligible		
Placements with Siblings	No Data	Not Eligible	Not Scored	Not Scored
Placements within Legal County	32%	Not Eligible	Not Scored	Not Scored
Well-Being Sub-Total			N/A	
ILP/TLP Specialty Outcomes				
Academic/Career Development	47%	Not Eligible		
Ind Living Skills Provision	68%	Not Eligible		
Financial Independence	32%	Not Eligible		
WTLP/Life Coach	70%	Not Eligible		
Specialty Sub-Total			N/A	
*Performance calculation descriptions can be found in the FY 2019 RBWO PBP Measurements and Standards Guide.				

Monitoring & Outcomes: Possible Points = 0	Points Earned = N/A
Score Before Incentives Credit	#Error



Performance-Based Placement Measures

RBWO Provider GA+SCORECARD - ILP/TLP

Report Quarter: Q3 FY2020

Incentives Awarded	00.00 pts
PBP Verification	N/A pts
Total Score	00.00%

Provider/Program Name: Life Skills Community Center - Bela Grand (5426) - ILP

Program Census Information:		# Children in Care During Quarter: 0	# Placements During Quarter: 0	# Children in Care On Last Day: 0
ILP/TLP Incentive Credits	Avg Performance All ILP/TLPs (Points)	Provider Performance (%)*	Possible Points (Weight)	Provider Points Earned
No DOC Involvement		Not Eligible	5	
Community Connections		Not Eligible	4	
Positive Permanency Connections		Not Eligible	5	
HS Grad/GED/Prof or Trade Certificate/College		N/A	10/5/5/1	
Part-Time Employment with Medical Benefits		Not Eligible	10	
Living Arrangements at Discharge		Not Eligible	10	
Additional Academic Supports		Not Eligible	2	
Additional IL Skills Provision		Not Eligible	5	
Active Agency Accreditation		0%	4	0.00
Staff Clinical Licensure		0%	5	0.00
Incentives Total	8.12			0.00

*Performance calculation descriptions can be found in the FY 2019 RBWO PBP Measurements and Standards Guide.

Child Protective Services Investigations and Dispositions

The following investigations data, which is not used for scoring but is considered significant to a provider's performance, is from Georgia SHINES and is not considered final or complete until the end of the fiscal year.

Total Reports:	0	
Number Screened In:	0	
Number Screened Out:	0	
Number Substantiated:	0	
Number Unsubstantiated:	0	
Number Active CPS Investigations:	0	



Performance-Based Placement Measures RBWO Provider GA+SCORECARD - ILP/TLP

Report Quarter: Q3 FY2020

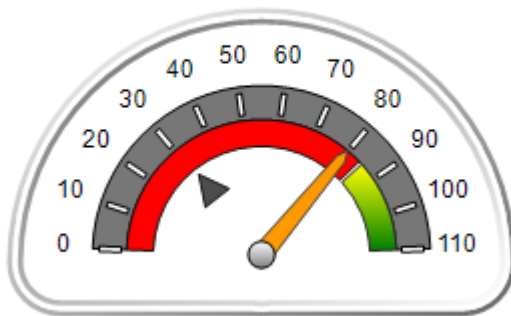
Provider/Program Name: Life Skills Community Center - Element 41 (5204) - ILP

991 Wylie Rd., Marietta, GA 30067	Quarterly Scores (Grades)		Current Quarter Score (Grade)
Phone: 404-908-0908	Q1: 76.00 (C)	Q2: 69.96 (D+)	79.80% (C+)
Vendor ID# 132893	Q3: 79.80 (C+)	Q4: N/A	
Program Census Information:	# Children in Care During Quarter: 22	# Placements During Quarter: 22	# Children in Care On Last Day: 18

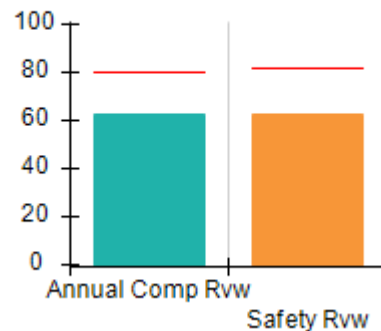
Quarterly Provider Comparisons to All ILP/TLPs

▼ — indicates average for all ILP/TLPs

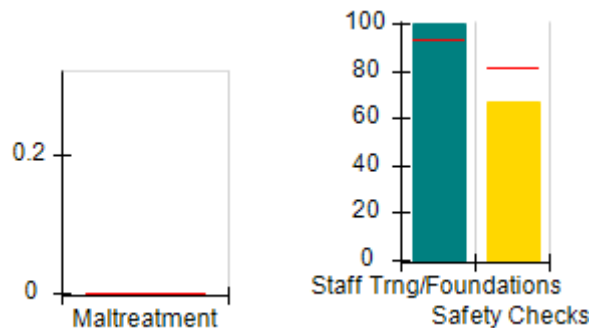
Overall Score (%)



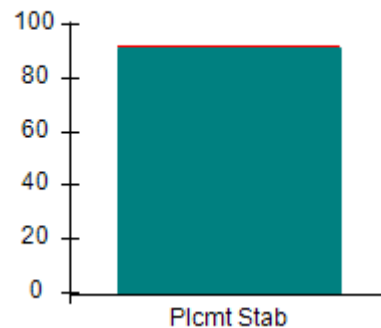
OPM Monitoring Reviews (%)



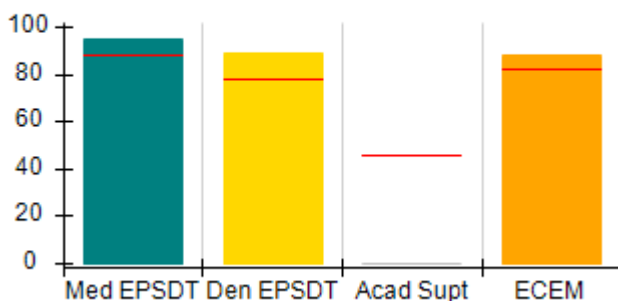
Safety Outcomes (%)



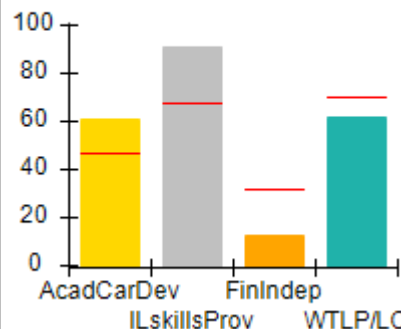
Permanency Outcomes (%)



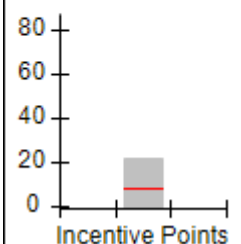
Well-Being Outcomes (%)



ILP/TLP Outcomes (%)



Incentives Earned (Points)





Performance-Based Placement Measures

RBWO Provider GA+SCORECARD - ILP/TLP

Report Quarter: Q3 FY2020

Provider/Program Name: Life Skills Community Center - Element 41 (5204) - ILP				
991 Wylie Rd., Marietta, GA 30067		Quarterly Scores (Grades)		Current Quarter Score (Grade)
Phone: 404-908-0908		Q1: 76.00 (C)	Q2: 69.96 (D+)	79.80% (C+)
Vendor ID# 132893		Q3: 79.80 (C+)	Q4: N/A	
Program Census Information:		# Children in Care During Quarter: 22	# Placements During Quarter: 22	# Children in Care On Last Day: 18
	Avg Performance All ILP/TLPs (%)	Provider Performance (%)*	Possible Points (Weight)	Provider Points Earned
OPM Monitoring Reviews				
Annual Comprehensive Reviews	80%	63%	15	9.44
Safety Reviews	82%	63%	10	6.25
Monitoring Sub-Total			25	15.69
ILP/TLP Safety Outcomes				
Incidence of Maltreatment	0.00%	Not Eligible		
Staff Training/Foundations	93%	100%	6.5	6.50
Staff Safety Checks	81%	67%	6.5	4.36
Safety Sub-Total			13	10.86
ILP/TLP Permanency Outcomes				
Placement Stability	92%	91%	3	2.73
Permanency Sub-Total			3	2.73
ILP/TLP Well-Being Outcomes				
EPSDT Medical Visits	88%	95%	4	3.80
EPSDT Dental Visits	78%	89%	4	3.56
Academic Supports	46%	0%	2	0.00
Provider ECEM Visits	82%	88%	4	3.52
Placements with Siblings	No Data	0%	Not Scored	Not Scored
Placements within Legal County	32%	67%	Not Scored	Not Scored
Well-Being Sub-Total			14	10.88
ILP/TLP Specialty Outcomes				
Academic/Career Development	47%	61%	10	6.10
Ind Living Skills Provision	68%	91%	15	13.65
Financial Independence	32%	12%	5	0.60
WTLP/Life Coach	70%	62%	15	9.30
Specialty Sub-Total			45	29.65
*Performance calculation descriptions can be found in the FY 2019 RBWO PBP Measurements and Standards Guide.				
Monitoring & Outcomes: Possible Points = 100			Points Earned = 69.80	
Score Before Incentives Credit				69.80%



Performance-Based Placement Measures

RBWO Provider GA+SCORECARD - ILP/TLP

Report Quarter: Q3 FY2020

Incentives Awarded	10.00 pts
PBP Verification	N/A pts
Total Score	79.80%

Provider/Program Name: Life Skills Community Center - Element 41 (5204) - ILP

Program Census Information:		# Children in Care During Quarter: 22	# Placements During Quarter: 22	# Children in Care On Last Day: 18
ILP/TLP Incentive Credits	Avg Performance All ILP/TLPs (Points)	Provider Performance (%)*	Possible Points (Weight)	Provider Points Earned
No DOC Involvement		90%	5	4.50
Community Connections		0%	4	0.00
Positive Permanency Connections		100%	5	5.00
HS Grad/GED/Prof or Trade Certificate/College		N/A	10/5/5/1	
Part-Time Employment with Medical Benefits		50%	10	5.00
Living Arrangements at Discharge		25%	10	2.50
Additional Academic Supports		0%	2	0.00
Additional IL Skills Provision		87%	5	4.35
Active Agency Accreditation		0%	4	0.00
Staff Clinical Licensure		0%	5	0.00
Incentives Total	8.12			21.35

*Performance calculation descriptions can be found in the FY 2019 RBWO PBP Measurements and Standards Guide.

Child Protective Services Investigations and Dispositions

The following investigations data, which is not used for scoring but is considered significant to a provider's performance, is from Georgia SHINES and is not considered final or complete until the end of the fiscal year.

Total Reports:	0	
Number Screened In:	0	
Number Screened Out:	0	
Number Substantiated:	0	
Number Unsubstantiated:	0	
Number Active CPS Investigations:	0	

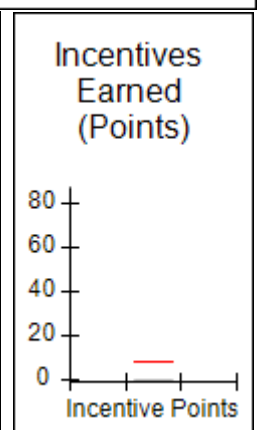
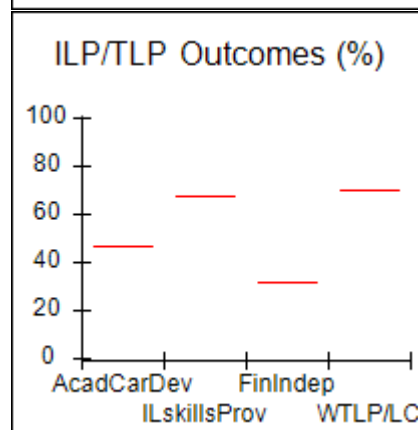
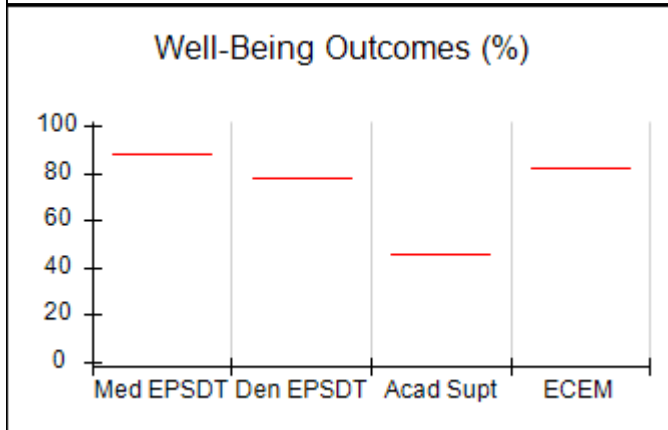
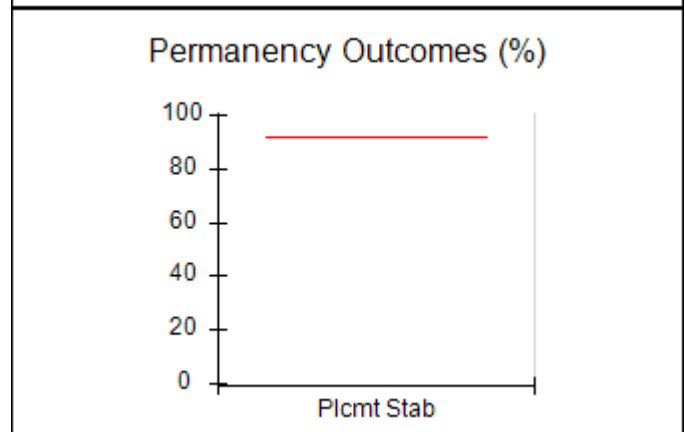
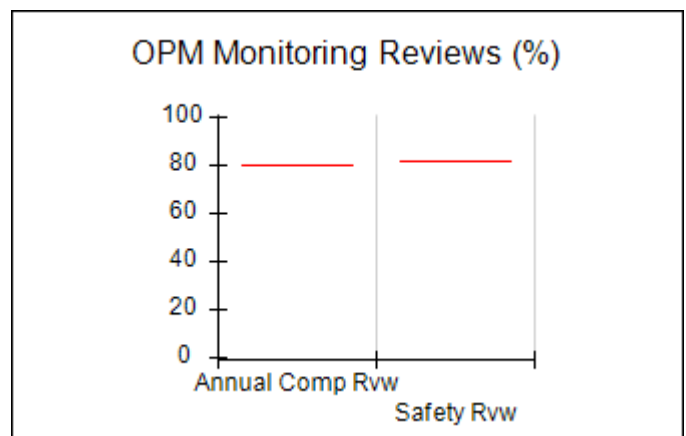
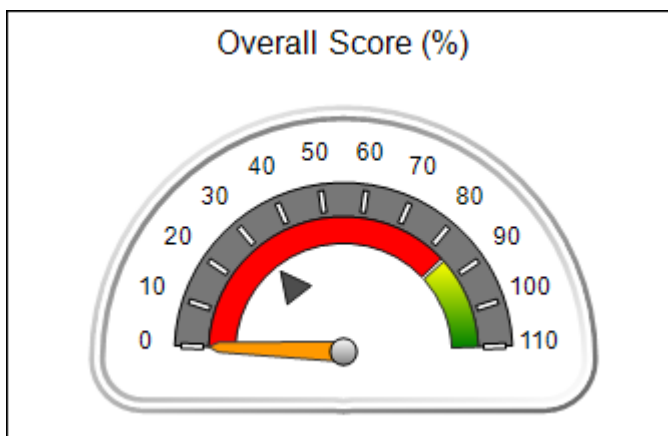


Performance-Based Placement Measures RBWO Provider GA+SCORECARD - ILP/TLP

Report Quarter: Q3 FY2020

Provider/Program Name: Life Skills Community Center - Lake Crossing (5425) - ILP			
1325 Six Flags Dr., Austell, GA 30168	Quarterly Scores (Grades)		Current Quarter Score (Grade)
Phone: 678-531-1512	Q1: (N/A)	Q2: 00.00 (F)	00.00% (F)
Vendor ID# 167895	Q3: 00.00 (F)	Q4: N/A	
Program Census Information:	# Children in Care During Quarter: 0	# Placements During Quarter: 0	# Children in Care On Last Day: 0
Quarterly Provider Comparisons to All ILP/TLPs			

▼ — indicates average for all ILP/TLPs





Performance-Based Placement Measures

RBWO Provider GA+SCORECARD - ILP/TLP

Report Quarter: Q3 FY2020

Provider/Program Name: Life Skills Community Center - Lake Crossing (5425) - ILP				
1325 Six Flags Dr., Austell, GA 30168		Quarterly Scores (Grades)		Current Quarter Score (Grade)
Phone: 678-531-1512		Q1: (N/A)	Q2: 00.00 (F)	00.00% (F)
Vendor ID# 167895		Q3: 00.00 (F)	Q4: N/A	
Program Census Information:		# Children in Care During Quarter: 0	# Placements During Quarter: 0	# Children in Care On Last Day: 0
	Avg Performance All ILP/TLPs (%)	Provider Performance (%)*	Possible Points (Weight)	Provider Points Earned
OPM Monitoring Reviews				
Annual Comprehensive Reviews	80%	Not Yet Conducted		
Safety Reviews	82%	Not Yet Conducted		
Monitoring Sub-Total				0.00
ILP/TLP Safety Outcomes				
Incidence of Maltreatment	0.00%	Not Eligible		
Staff Training/Foundations	93%	Not Eligible		
Staff Safety Checks	81%	Not Eligible		
Safety Sub-Total			N/A	
ILP/TLP Permanency Outcomes				
Placement Stability	92%	Not Eligible		
Permanency Sub-Total			N/A	
ILP/TLP Well-Being Outcomes				
EPSDT Medical Visits	88%	Not Eligible		
EPSDT Dental Visits	78%	Not Eligible		
Academic Supports	46%	Not Eligible		
Provider ECEM Visits	82%	Not Eligible		
Placements with Siblings	No Data	Not Eligible	Not Scored	Not Scored
Placements within Legal County	32%	Not Eligible	Not Scored	Not Scored
Well-Being Sub-Total			N/A	
ILP/TLP Specialty Outcomes				
Academic/Career Development	47%	Not Eligible		
Ind Living Skills Provision	68%	Not Eligible		
Financial Independence	32%	Not Eligible		
WTLP/Life Coach	70%	Not Eligible		
Specialty Sub-Total			N/A	

*Performance calculation descriptions can be found in the FY 2019 RBWO PBP Measurements and Standards Guide.

Monitoring & Outcomes: Possible Points = 0	Points Earned = N/A
Score Before Incentives Credit	#Error



Performance-Based Placement Measures

RBWO Provider GA+SCORECARD - ILP/TLP

Report Quarter: Q3 FY2020

Incentives Awarded	00.00 pts
PBP Verification	N/A pts
Total Score	00.00%

Provider/Program Name: Life Skills Community Center - Lake Crossing (5425) - ILP				
Program Census Information:		# Children in Care During Quarter: 0	# Placements During Quarter: 0	# Children in Care On Last Day: 0
ILP/TLP Incentive Credits	Avg Performance All ILP/TLPs (Points)	Provider Performance (%)*	Possible Points (Weight)	Provider Points Earned
No DOC Involvement		Not Eligible	5	
Community Connections		Not Eligible	4	
Positive Permanency Connections		Not Eligible	5	
HS Grad/GED/Prof or Trade Certificate/College		N/A	10/5/5/1	
Part-Time Employment with Medical Benefits		Not Eligible	10	
Living Arrangements at Discharge		Not Eligible	10	
Additional Academic Supports		Not Eligible	2	
Additional IL Skills Provision		Not Eligible	5	
Active Agency Accreditation		0%	4	0.00
Staff Clinical Licensure		0%	5	0.00
Incentives Total	8.12			0.00

*Performance calculation descriptions can be found in the FY 2019 RBWO PBP Measurements and Standards Guide.

Child Protective Services Investigations and Dispositions		
The following investigations data, which is not used for scoring but is considered significant to a provider's performance, is from Georgia SHINES and is not considered final or complete until the end of the fiscal year.		
Total Reports:	0	
Number Screened In:	0	
Number Screened Out:	0	
Number Substantiated:	0	
Number Unsubstantiated:	0	
Number Active CPS Investigations:	0	

**Performance-Based Placement Measures**
RBWO Provider GA+SCORECARD - ILP/TLP

Report Quarter: Q3 FY2020

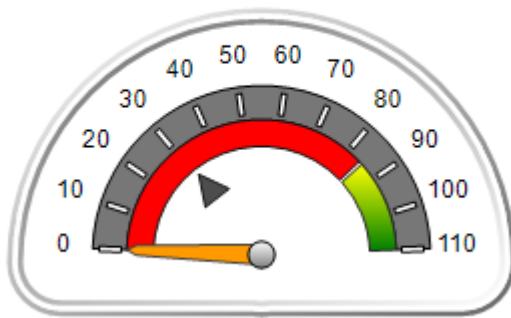
Provider/Program Name: Life Skills Community Center - Premier (5424) - ILP

7200 Premier Ln., Austell, GA 30168	Quarterly Scores (Grades)		Current Quarter Score (Grade)
Phone: 678-531-1512	Q1: (N/A)	Q2: 00.00 (F)	00.00% (F)
Vendor ID# 167893	Q3: 00.00 (F)	Q4: N/A	
Program Census Information:	# Children in Care During Quarter: 0	# Placements During Quarter: 0	# Children in Care On Last Day: 0

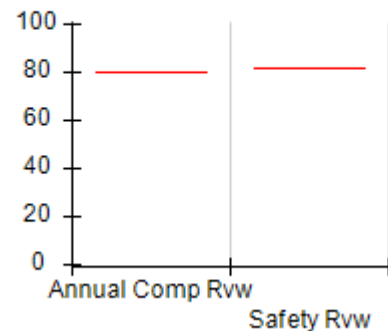
Quarterly Provider Comparisons to All ILP/TLPs

▼ — indicates average for all ILP/TLPs

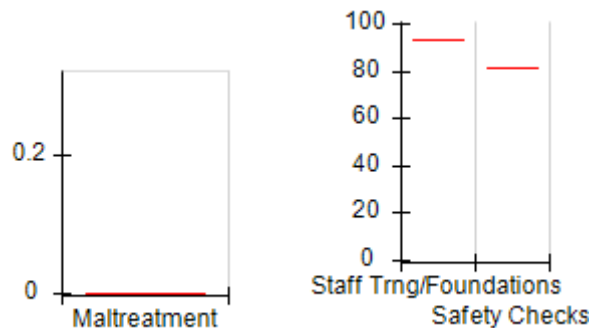
Overall Score (%)



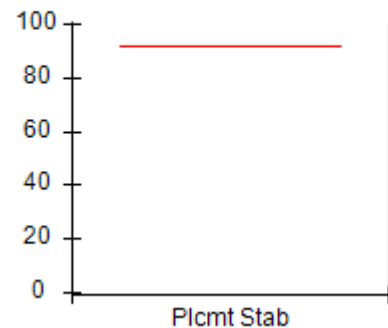
OPM Monitoring Reviews (%)



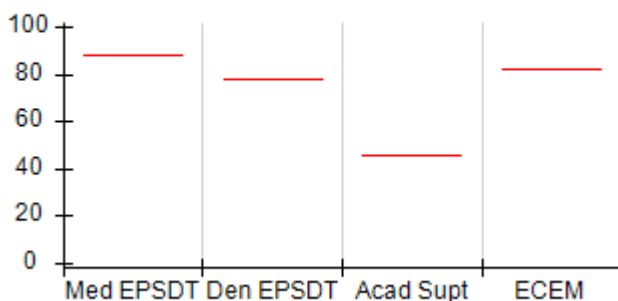
Safety Outcomes (%)



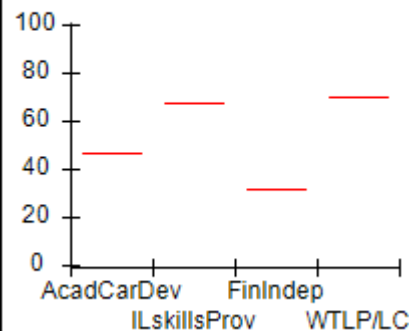
Permanency Outcomes (%)



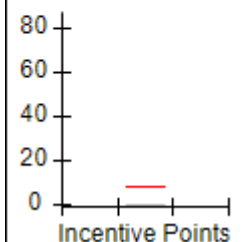
Well-Being Outcomes (%)



ILP/TLP Outcomes (%)



Incentives Earned (Points)





Performance-Based Placement Measures

RBWO Provider GA+SCORECARD - ILP/TLP

Report Quarter: Q3 FY2020

Provider/Program Name: Life Skills Community Center - Premier (5424) - ILP				
7200 Premier Ln., Austell, GA 30168		Quarterly Scores (Grades)		Current Quarter Score (Grade)
Phone: 678-531-1512		Q1: (N/A)	Q2: 00.00 (F)	00.00% (F)
Vendor ID# 167893		Q3: 00.00 (F)	Q4: N/A	
Program Census Information:		# Children in Care During Quarter: 0	# Placements During Quarter: 0	# Children in Care On Last Day: 0
	Avg Performance All ILP/TLPs (%)	Provider Performance (%)*	Possible Points (Weight)	Provider Points Earned
OPM Monitoring Reviews				
Annual Comprehensive Reviews	80%	Not Yet Conducted		
Safety Reviews	82%	Not Yet Conducted		
Monitoring Sub-Total				0.00
ILP/TLP Safety Outcomes				
Incidence of Maltreatment	0.00%	Not Eligible		
Staff Training/Foundations	93%	Not Eligible		
Staff Safety Checks	81%	Not Eligible		
Safety Sub-Total			N/A	
ILP/TLP Permanency Outcomes				
Placement Stability	92%	Not Eligible		
Permanency Sub-Total			N/A	
ILP/TLP Well-Being Outcomes				
EPSDT Medical Visits	88%	Not Eligible		
EPSDT Dental Visits	78%	Not Eligible		
Academic Supports	46%	Not Eligible		
Provider ECEM Visits	82%	Not Eligible		
Placements with Siblings	No Data	Not Eligible	Not Scored	Not Scored
Placements within Legal County	32%	Not Eligible	Not Scored	Not Scored
Well-Being Sub-Total			N/A	
ILP/TLP Specialty Outcomes				
Academic/Career Development	47%	Not Eligible		
Ind Living Skills Provision	68%	Not Eligible		
Financial Independence	32%	Not Eligible		
WTLP/Life Coach	70%	Not Eligible		
Specialty Sub-Total			N/A	

*Performance calculation descriptions can be found in the FY 2019 RBWO PBP Measurements and Standards Guide.

Monitoring & Outcomes: Possible Points = 0	Points Earned = N/A
Score Before Incentives Credit	#Error



Performance-Based Placement Measures

RBWO Provider GA+SCORECARD - ILP/TLP

Report Quarter: Q3 FY2020

Incentives Awarded	00.00 pts
PBP Verification	N/A pts
Total Score	00.00%

Provider/Program Name: Life Skills Community Center - Premier (5424) - ILP				
Program Census Information:		# Children in Care During Quarter: 0	# Placements During Quarter: 0	# Children in Care On Last Day: 0
ILP/TLP Incentive Credits	Avg Performance All ILP/TLPs (Points)	Provider Performance (%)*	Possible Points (Weight)	Provider Points Earned
No DOC Involvement		Not Eligible	5	
Community Connections		Not Eligible	4	
Positive Permanency Connections		Not Eligible	5	
HS Grad/GED/Prof or Trade Certificate/College		N/A	10/5/5/1	
Part-Time Employment with Medical Benefits		Not Eligible	10	
Living Arrangements at Discharge		Not Eligible	10	
Additional Academic Supports		Not Eligible	2	
Additional IL Skills Provision		Not Eligible	5	
Active Agency Accreditation		0%	4	0.00
Staff Clinical Licensure		0%	5	0.00
Incentives Total	8.12			0.00

*Performance calculation descriptions can be found in the FY 2019 RBWO PBP Measurements and Standards Guide.

Child Protective Services Investigations and Dispositions		
The following investigations data, which is not used for scoring but is considered significant to a provider's performance, is from Georgia SHINES and is not considered final or complete until the end of the fiscal year.		
Total Reports:	0	
Number Screened In:	0	
Number Screened Out:	0	
Number Substantiated:	0	
Number Unsubstantiated:	0	
Number Active CPS Investigations:	0	



Performance-Based Placement Measures

RBWO Provider GA+SCORECARD - ILP/TLP

Report Quarter: Q3 FY2020

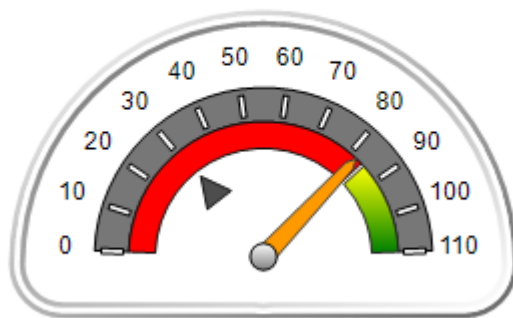
Provider/Program Name: Little Debbie's Second Chance Home, Inc. - Decatur TLP (967) - ILP

3900 Leprechaun Court, Decatur, GA 30034	Quarterly Scores (Grades)		Current Quarter Score (Grade)
Phone: 404-296-1311	Q1: 82.60 (B-)	Q2: 82.66 (B-)	82.14% (B-)
Vendor ID# 35447	Q3: 82.14 (B-)	Q4: N/A	
Program Census Information:	# Children in Care During Quarter: 6	# Placements During Quarter: 6	# Children in Care On Last Day: 5

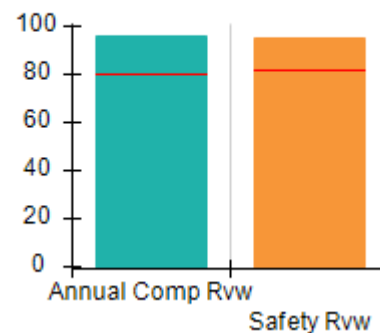
Quarterly Provider Comparisons to All ILP/TLPs

indicates average for all ILP/TLPs

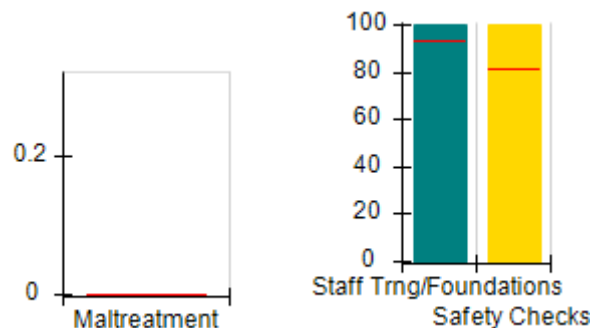
Overall Score (%)



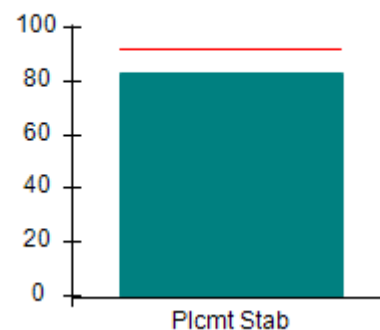
OPM Monitoring Reviews (%)



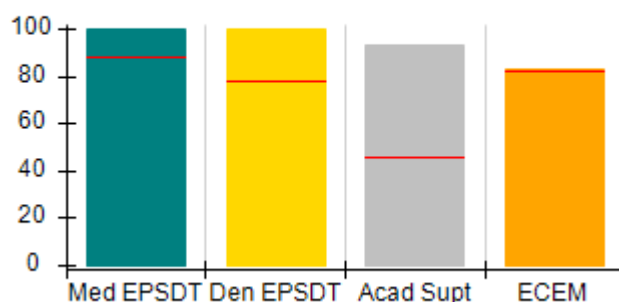
Safety Outcomes (%)



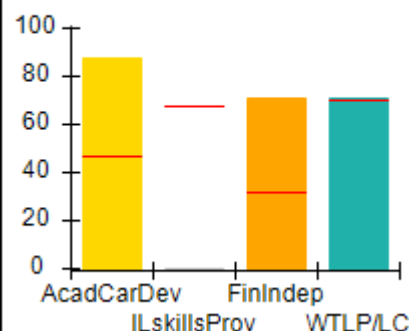
Permanency Outcomes (%)



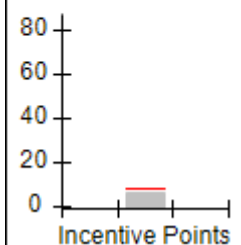
Well-Being Outcomes (%)



ILP/TLP Outcomes (%)



Incentives Earned (Points)





Performance-Based Placement Measures

RBWO Provider GA+SCORECARD - ILP/TLP

Report Quarter: Q3 FY2020

Provider/Program Name: Little Debbie's Second Chance Home, Inc. - Decatur TLP (967) - ILP

3900 Leprechaun Court, Decatur, GA 30034	Quarterly Scores (Grades)		Current Quarter Score (Grade)
Phone: 404-296-1311	Q1: 82.60 (B-)	Q2: 82.66 (B-)	82.14% (B-)
Vendor ID# 35447	Q3: 82.14 (B-)	Q4: N/A	

Program Census Information:	# Children in Care During Quarter: 6	# Placements During Quarter: 6	# Children in Care On Last Day: 5
-----------------------------	--------------------------------------	--------------------------------	-----------------------------------

	Avg Performance All ILP/TLPs (%)	Provider Performance (%)*	Possible Points (Weight)	Provider Points Earned
--	---	----------------------------------	---------------------------------	-------------------------------

OPM Monitoring Reviews

Annual Comprehensive Reviews	80%	96%	15	14.41
Safety Reviews	82%	95%	10	9.50
Monitoring Sub-Total			25	23.91

ILP/TLP Safety Outcomes

Incidence of Maltreatment	0.00%	No Substantiated Reports	3	3.00
Staff Training/Foundations	93%	100%	5	5.00
Staff Safety Checks	81%	100%	5	5.00
Safety Sub-Total			13	13.00

ILP/TLP Permanency Outcomes

Placement Stability	92%	83%	3	2.49
Permanency Sub-Total			3	2.49

ILP/TLP Well-Being Outcomes

EPSDT Medical Visits	88%	100%	4	4.00
EPSDT Dental Visits	78%	100%	4	4.00
Academic Supports	46%	93%	2	1.86
Provider ECEM Visits	82%	83%	4	3.32
Placements with Siblings	No Data	Not Eligible	Not Scored	Not Scored
Placements within Legal County	32%	Not Eligible	Not Scored	Not Scored
Well-Being Sub-Total			14	13.18

ILP/TLP Specialty Outcomes

Academic/Career Development	47%	88%	10	8.80
Ind Living Skills Provision	68%	0%	15	0.00
Financial Independence	32%	71%	5	3.55
WTLP/Life Coach	70%	71%	15	10.65
Specialty Sub-Total			45	23.00

*Performance calculation descriptions can be found in the FY 2019 RBWO PBP Measurements and Standards Guide.

Monitoring & Outcomes: Possible Points = 100

Points Earned = 75.58



Performance-Based Placement Measures

RBWO Provider GA+SCORECARD - ILP/TLP

Report Quarter: Q3 FY2020

Score Before Incentives Credit	75.58%
Incentives Awarded	06.56 pts
PBP Verification	N/A pts
Total Score	82.14%

Provider/Program Name: Little Debbie's Second Chance Home, Inc. - Decatur TLP (967) - ILP

Program Census Information:		# Children in Care During Quarter: 6	# Placements During Quarter: 6	# Children in Care On Last Day: 5
ILP/TLP Incentive Credits	Avg Performance All ILP/TLPs (Points)	Provider Performance (%)*	Possible Points (Weight)	Provider Points Earned
No DOC Involvement		94%	5	4.70
Community Connections		0%	4	0.00
Positive Permanency Connections		0%	5	0.00
HS Grad/GED/Prof or Trade Certificate/College		N/A	10/5/5/1	
Part-Time Employment with Medical Benefits		0%	10	0.00
Living Arrangements at Discharge		0%	10	0.00
Additional Academic Supports		93%	2	1.86
Additional IL Skills Provision		0%	5	0.00
Active Agency Accreditation		0%	4	0.00
Staff Clinical Licensure		0%	5	0.00
Incentives Total	8.12			6.56

*Performance calculation descriptions can be found in the FY 2019 RBWO PBP Measurements and Standards Guide.

Child Protective Services Investigations and Dispositions

The following investigations data, which is not used for scoring but is considered significant to a provider's performance, is from Georgia SHINES and is not considered final or complete until the end of the fiscal year.

Total Reports:	0
Number Screened In:	0
Number Screened Out:	0
Number Substantiated:	0
Number Unsubstantiated:	0
Number Active CPS Investigations:	0

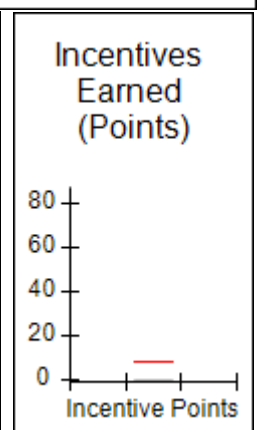
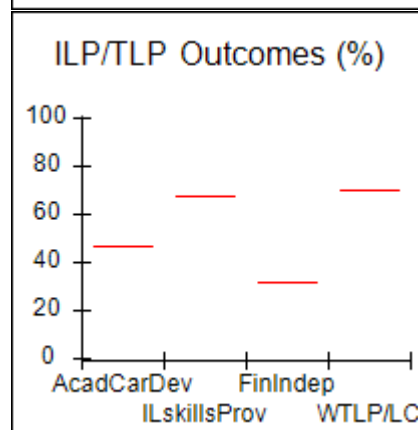
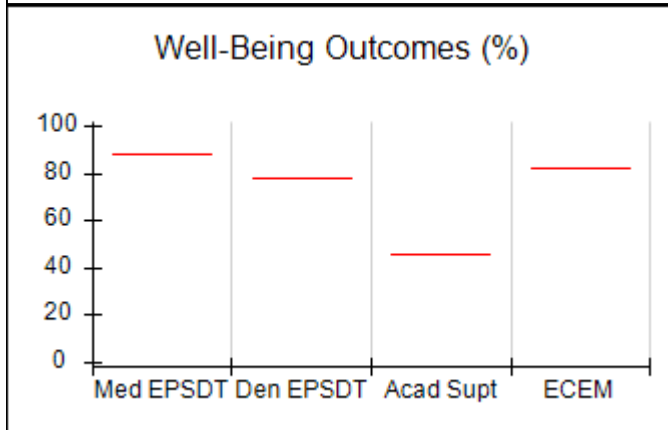
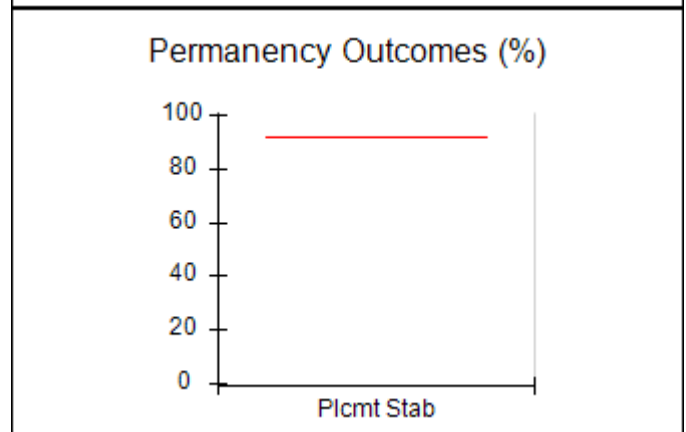
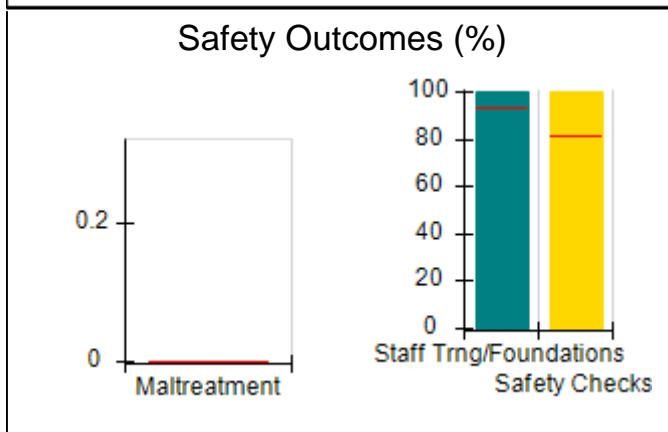
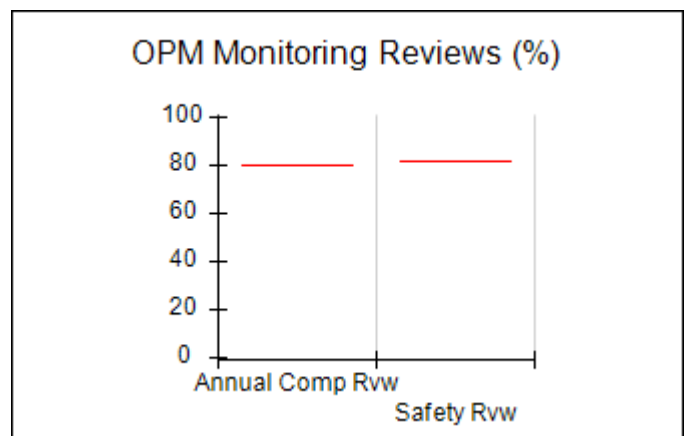
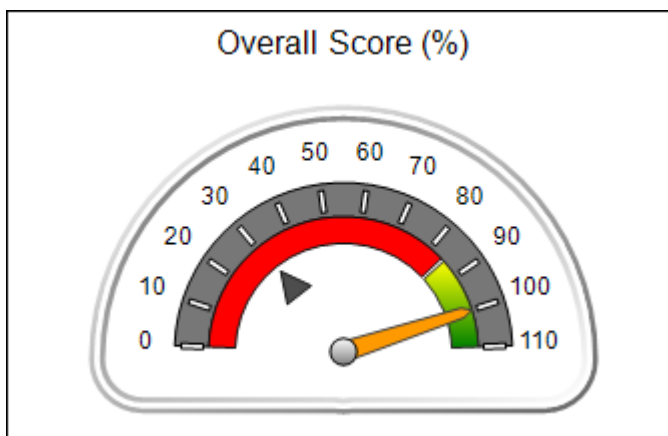


Performance-Based Placement Measures RBWO Provider GA+SCORECARD - ILP/TLP

Report Quarter: Q3 FY2020

Provider/Program Name: Little Debbie's Second Chance Home, Inc. - ILP (5235) - ILP			
3893 Leprechaun Court, Decatur, GA 30034	Quarterly Scores (Grades)		Current Quarter Score (Grade)
Phone: 404-296-1311	Q1: 102.00 (A+)	Q2: 102.00 (A+)	100.00% (A+)
Vendor ID# 143276	Q3: 100.00 (A+)	Q4: N/A	
Program Census Information:	# Children in Care During Quarter: 0	# Placements During Quarter: 0	# Children in Care On Last Day: 0
Quarterly Provider Comparisons to All ILP/TLPs			

▼ — indicates average for all ILP/TLPs





Performance-Based Placement Measures

RBWO Provider GA+SCORECARD - ILP/TLP

Report Quarter: Q3 FY2020

Provider/Program Name: Little Debbie's Second Chance Home, Inc. - ILP (5235) - ILP				
3893 Leprechaun Court, Decatur, GA 30034		Quarterly Scores (Grades)		Current Quarter Score (Grade)
Phone: 404-296-1311		Q1: 102.00 (A+)	Q2: 102.00 (A+)	100.00% (A+)
Vendor ID# 143276		Q3: 100.00 (A+)	Q4: N/A	
Program Census Information:		# Children in Care During Quarter: 0	# Placements During Quarter: 0	# Children in Care On Last Day: 0
	Avg Performance All ILP/TLPs (%)	Provider Performance (%)*	Possible Points (Weight)	Provider Points Earned
OPM Monitoring Reviews				
Annual Comprehensive Reviews	80%	Not Yet Conducted		
Safety Reviews	82%	Not Yet Conducted		
Monitoring Sub-Total				0.00
ILP/TLP Safety Outcomes				
Incidence of Maltreatment	0.00%	Not Eligible		
Staff Training/Foundations	93%	100%	6.5	6.50
Staff Safety Checks	81%	100%	6.5	6.50
Safety Sub-Total			13	13.00
ILP/TLP Permanency Outcomes				
Placement Stability	92%	Not Eligible		
Permanency Sub-Total			N/A	
ILP/TLP Well-Being Outcomes				
EPSDT Medical Visits	88%	Not Eligible		
EPSDT Dental Visits	78%	Not Eligible		
Academic Supports	46%	Not Eligible		
Provider ECEM Visits	82%	Not Eligible		
Placements with Siblings	No Data	Not Eligible	Not Scored	Not Scored
Placements within Legal County	32%	Not Eligible	Not Scored	Not Scored
Well-Being Sub-Total			N/A	
ILP/TLP Specialty Outcomes				
Academic/Career Development	47%	Not Eligible		
Ind Living Skills Provision	68%	Not Eligible		
Financial Independence	32%	Not Eligible		
WTLP/Life Coach	70%	Not Eligible		
Specialty Sub-Total			N/A	
*Performance calculation descriptions can be found in the FY 2019 RBWO PBP Measurements and Standards Guide.				

Monitoring & Outcomes: Possible Points = 13	Points Earned = 13.00
Score Before Incentives Credit	100.00%

**Performance-Based Placement Measures**
RBWO Provider GA+SCORECARD - ILP/TLP

Report Quarter: Q3 FY2020

Incentives Awarded	00.00 pts
PBP Verification	N/A pts
Total Score	100.00%

Provider/Program Name: Little Debbie's Second Chance Home, Inc. - ILP (5235) - ILP

Program Census Information:		# Children in Care During Quarter: 0	# Placements During Quarter: 0	# Children in Care On Last Day: 0
ILP/TLP Incentive Credits	Avg Performance All ILP/TLPs (Points)	Provider Performance (%)*	Possible Points (Weight)	Provider Points Earned
No DOC Involvement		Not Eligible	5	
Community Connections		Not Eligible	4	
Positive Permanency Connections		Not Eligible	5	
HS Grad/GED/Prof or Trade Certificate/College		N/A	10/5/5/1	
Part-Time Employment with Medical Benefits		Not Eligible	10	
Living Arrangements at Discharge		Not Eligible	10	
Additional Academic Supports		Not Eligible	2	
Additional IL Skills Provision		Not Eligible	5	
Active Agency Accreditation		0%	4	0.00
Staff Clinical Licensure		0%	5	0.00
Incentives Total	8.12			0.00

*Performance calculation descriptions can be found in the FY 2019 RBWO PBP Measurements and Standards Guide.

Child Protective Services Investigations and Dispositions

The following investigations data, which is not used for scoring but is considered significant to a provider's performance, is from Georgia SHINES and is not considered final or complete until the end of the fiscal year.

Total Reports:	0
Number Screened In:	0
Number Screened Out:	0
Number Substantiated:	0
Number Unsubstantiated:	0
Number Active CPS Investigations:	0



Performance-Based Placement Measures RBWO Provider GA+SCORECARD - ILP/TLP

Report Quarter: Q3 FY2020

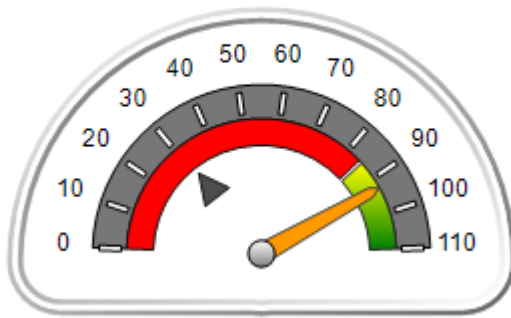
Provider/Program Name: Little Debbie's Second Chance Home, Inc. - Redan ILP (5213) - ILP

1597 Smithson Drive, Lithonia, GA 30058	Quarterly Scores (Grades)		Current Quarter Score (Grade)
Phone: 404-296-1311	Q1: 96.86 (A)	Q2: 96.86 (A)	93.02% (A-)
Vendor ID# 136090	Q3: 93.02 (A-)	Q4: N/A	
Program Census Information:	# Children in Care During Quarter: 0	# Placements During Quarter: 0	# Children in Care On Last Day: 0

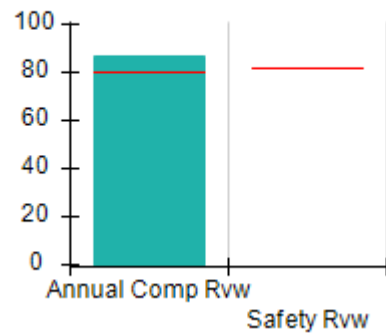
Quarterly Provider Comparisons to All ILP/TLPs

▼ — indicates average for all ILP/TLPs

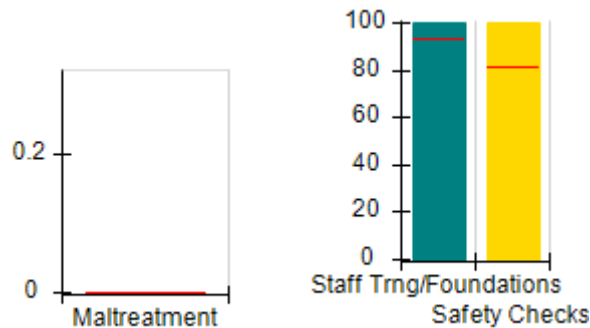
Overall Score (%)



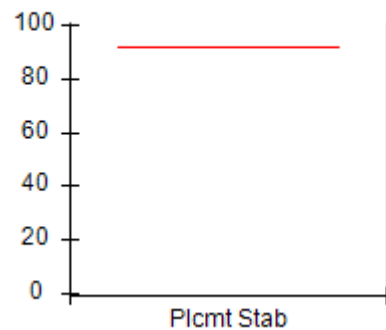
OPM Monitoring Reviews (%)



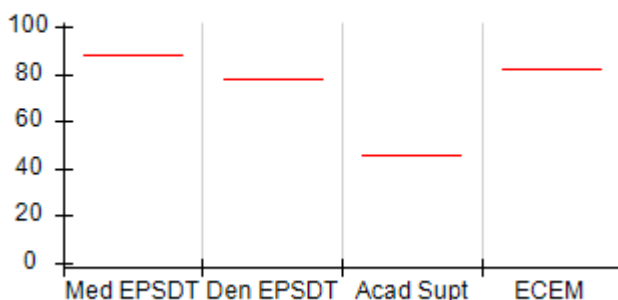
Safety Outcomes (%)



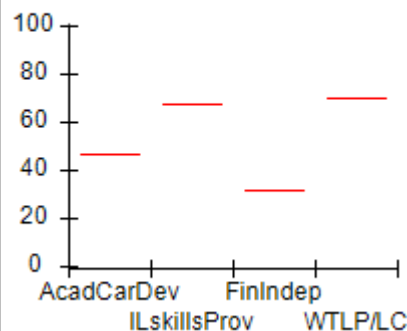
Permanency Outcomes (%)



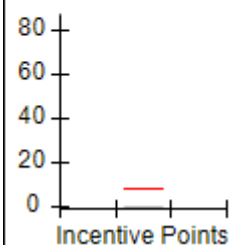
Well-Being Outcomes (%)



ILP/TLP Outcomes (%)



Incentives Earned (Points)





Performance-Based Placement Measures

RBWO Provider GA+SCORECARD - ILP/TLP

Report Quarter: Q3 FY2020

Provider/Program Name: Little Debbie's Second Chance Home, Inc. - Redan ILP (5213) - ILP

1597 Smithson Drive, Lithonia, GA 30058	Quarterly Scores (Grades)		Current Quarter Score (Grade)
Phone: 404-296-1311	Q1: 96.86 (A)	Q2: 96.86 (A)	93.02% (A-)
Vendor ID# 136090	Q3: 93.02 (A-)	Q4: N/A	

Program Census Information:	# Children in Care During Quarter: 0	# Placements During Quarter: 0	# Children in Care On Last Day: 0
-----------------------------	--------------------------------------	--------------------------------	-----------------------------------

	Avg Performance All ILP/TLPs (%)	Provider Performance (%)*	Possible Points (Weight)	Provider Points Earned
--	----------------------------------	---------------------------	--------------------------	------------------------

OPM Monitoring Reviews

Annual Comprehensive Reviews	80%	87%	15	13.05
Safety Reviews	82%	Not Yet Conducted		
Monitoring Sub-Total			15	13.05

ILP/TLP Safety Outcomes

Incidence of Maltreatment	0.00%	Not Eligible		
Staff Training/Foundations	93%	100%	6.5	6.50
Staff Safety Checks	81%	100%	6.5	6.50
Safety Sub-Total			13	13.00

ILP/TLP Permanency Outcomes

Placement Stability	92%	Not Eligible		
Permanency Sub-Total			N/A	

ILP/TLP Well-Being Outcomes

EPSDT Medical Visits	88%	Not Eligible		
EPSDT Dental Visits	78%	Not Eligible		
Academic Supports	46%	Not Eligible		
Provider ECEM Visits	82%	Not Eligible		
Placements with Siblings	No Data	Not Eligible	Not Scored	Not Scored
Placements within Legal County	32%	Not Eligible	Not Scored	Not Scored
Well-Being Sub-Total			N/A	

ILP/TLP Specialty Outcomes

Academic/Career Development	47%	Not Eligible		
Ind Living Skills Provision	68%	Not Eligible		
Financial Independence	32%	Not Eligible		
WTLP/Life Coach	70%	Not Eligible		
Specialty Sub-Total			N/A	

*Performance calculation descriptions can be found in the FY 2019 RBWO PBP Measurements and Standards Guide.

Monitoring & Outcomes: Possible Points = 28	Points Earned = 26.05
--	------------------------------



Performance-Based Placement Measures

RBWO Provider GA+SCORECARD - ILP/TLP

Report Quarter: Q3 FY2020

Score Before Incentives Credit	93.02%
Incentives Awarded	00.00 pts
PBP Verification	N/A pts
Total Score	93.02%

Provider/Program Name: Little Debbie's Second Chance Home, Inc. - Redan ILP (5213) - ILP

Program Census Information:		# Children in Care During Quarter: 0	# Placements During Quarter: 0	# Children in Care On Last Day: 0
ILP/TLP Incentive Credits	Avg Performance All ILP/TLPs (Points)	Provider Performance (%)*	Possible Points (Weight)	Provider Points Earned
No DOC Involvement		Not Eligible	5	
Community Connections		Not Eligible	4	
Positive Permanency Connections		Not Eligible	5	
HS Grad/GED/Prof or Trade Certificate/College		N/A	10/5/5/1	
Part-Time Employment with Medical Benefits		Not Eligible	10	
Living Arrangements at Discharge		Not Eligible	10	
Additional Academic Supports		Not Eligible	2	
Additional IL Skills Provision		Not Eligible	5	
Active Agency Accreditation		0%	4	0.00
Staff Clinical Licensure		0%	5	0.00
Incentives Total	8.12			0.00

*Performance calculation descriptions can be found in the FY 2019 RBWO PBP Measurements and Standards Guide.

Child Protective Services Investigations and Dispositions

The following investigations data, which is not used for scoring but is considered significant to a provider's performance, is from Georgia SHINES and is not considered final or complete until the end of the fiscal year.

Total Reports:	0
Number Screened In:	0
Number Screened Out:	0
Number Substantiated:	0
Number Unsubstantiated:	0
Number Active CPS Investigations:	0



Performance-Based Placement Measures RBWO Provider GA+SCORECARD - ILP/TLP

Report Quarter: Q3 FY2020

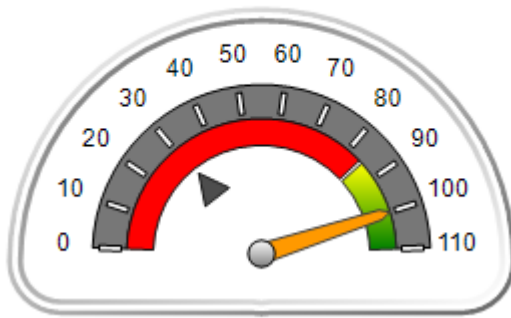
Provider/Program Name: Little Debbie's Second Chance Home, Inc. - Young Rd ILP (5281) - ILP

1947 Young Road, Lithonia, GA 30058	Quarterly Scores (Grades)		Current Quarter Score (Grade)
Phone: 404-296-1311	Q1: 82.94 (B-)	Q2: 102.00 (A+)	100.00% (A+)
Vendor ID# 153772	Q3: 100.00 (A+)	Q4: N/A	
Program Census Information:	# Children in Care During Quarter: 1	# Placements During Quarter: 2	# Children in Care On Last Day: 1

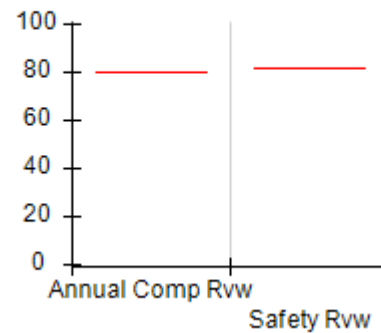
Quarterly Provider Comparisons to All ILP/TLPs

▼ — indicates average for all ILP/TLPs

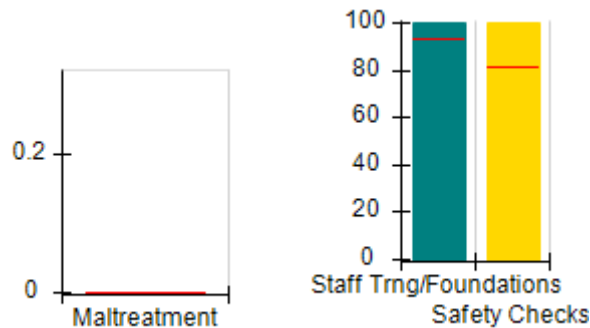
Overall Score (%)



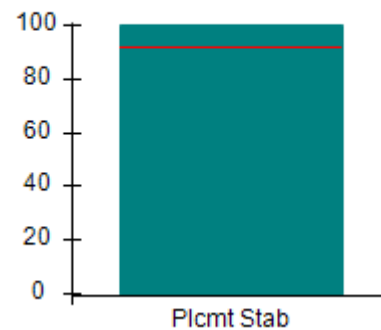
OPM Monitoring Reviews (%)



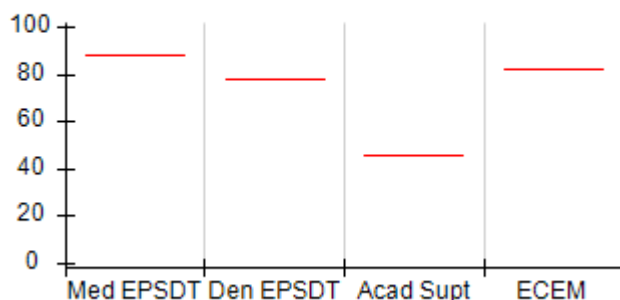
Safety Outcomes (%)



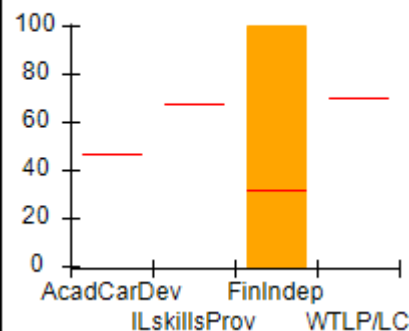
Permanency Outcomes (%)



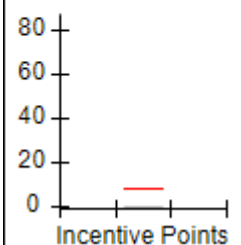
Well-Being Outcomes (%)



ILP/TLP Outcomes (%)



Incentives Earned (Points)





Performance-Based Placement Measures

RBWO Provider GA+SCORECARD - ILP/TLP

Report Quarter: Q3 FY2020

Provider/Program Name: Little Debbie's Second Chance Home, Inc. - Young Rd ILP (5281) - ILP				
1947 Young Road, Lithonia, GA 30058		Quarterly Scores (Grades)		Current Quarter Score (Grade)
Phone: 404-296-1311		Q1: 82.94 (B-)	Q2: 102.00 (A+)	100.00% (A+)
Vendor ID# 153772		Q3: 100.00 (A+)	Q4: N/A	
Program Census Information:		# Children in Care During Quarter: 1	# Placements During Quarter: 2	# Children in Care On Last Day: 1
	Avg Performance All ILP/TLPs (%)	Provider Performance (%)*	Possible Points (Weight)	Provider Points Earned
OPM Monitoring Reviews				
Annual Comprehensive Reviews	80%	Not Yet Conducted		
Safety Reviews	82%	Not Yet Conducted		
Monitoring Sub-Total				0.00
ILP/TLP Safety Outcomes				
Incidence of Maltreatment	0.00%	Not Eligible		
Staff Training/Foundations	93%	100%	6.5	6.50
Staff Safety Checks	81%	100%	6.5	6.50
Safety Sub-Total			13	13.00
ILP/TLP Permanency Outcomes				
Placement Stability	92%	100%	3	3.00
Permanency Sub-Total			3	3.00
ILP/TLP Well-Being Outcomes				
EPSDT Medical Visits	88%	Not Eligible		
EPSDT Dental Visits	78%	Not Eligible		
Academic Supports	46%	Not Eligible		
Provider ECEM Visits	82%	Not Eligible		
Placements with Siblings	No Data	Not Eligible	Not Scored	Not Scored
Placements within Legal County	32%	0%	Not Scored	Not Scored
Well-Being Sub-Total			N/A	
ILP/TLP Specialty Outcomes				
Academic/Career Development	47%	Not Eligible		
Ind Living Skills Provision	68%	Not Eligible		
Financial Independence	32%	100%	45	45.00
WTLP/Life Coach	70%	Not Eligible		
Specialty Sub-Total			45	45.00
*Performance calculation descriptions can be found in the FY 2019 RBWO PBP Measurements and Standards Guide.				

Monitoring & Outcomes: Possible Points = 66

Points Earned = 61.00



Performance-Based Placement Measures

RBWO Provider GA+SCORECARD - ILP/TLP

Report Quarter: Q3 FY2020

Score Before Incentives Credit	100.00%
Incentives Awarded	00.00 pts
PBP Verification	N/A pts
Total Score	100.00%

Provider/Program Name: Little Debbie's Second Chance Home, Inc. - Young Rd ILP (5281) - ILP

Program Census Information:		# Children in Care During Quarter: 1	# Placements During Quarter: 2	# Children in Care On Last Day: 1
ILP/TLP Incentive Credits	Avg Performance All ILP/TLPs (Points)	Provider Performance (%)*	Possible Points (Weight)	Provider Points Earned
No DOC Involvement		Not Eligible	5	
Community Connections		Not Eligible	4	
Positive Permanency Connections		Not Eligible	5	
HS Grad/GED/Prof or Trade Certificate/College		N/A	10/5/5/1	
Part-Time Employment with Medical Benefits		0%	10	0.00
Living Arrangements at Discharge		0%	10	0.00
Additional Academic Supports		Not Eligible	2	
Additional IL Skills Provision		Not Eligible	5	
Active Agency Accreditation		0%	4	0.00
Staff Clinical Licensure		0%	5	0.00
Incentives Total	8.12			0.00

*Performance calculation descriptions can be found in the FY 2019 RBWO PBP Measurements and Standards Guide.

Child Protective Services Investigations and Dispositions

The following investigations data, which is not used for scoring but is considered significant to a provider's performance, is from Georgia SHINES and is not considered final or complete until the end of the fiscal year.

Total Reports:	0
Number Screened In:	0
Number Screened Out:	0
Number Substantiated:	0
Number Unsubstantiated:	0
Number Active CPS Investigations:	0



Performance-Based Placement Measures RBWO Provider GA+SCORECARD - ILP/TLP

Report Quarter: Q3 FY2020

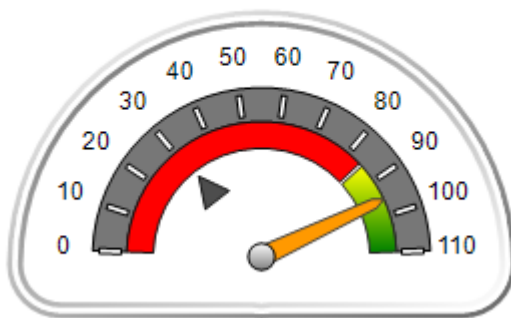
Provider/Program Name: Mentoring Youth Services - ILP (5165) - ILP

2031 6th Avenue, Columbus, GA 31904	Quarterly Scores (Grades)		Current Quarter Score (Grade)
Phone: 706--221-1973	Q1: 95.40 (A)	Q2: 95.54 (A)	95.54% (A)
Vendor ID# 144099	Q3: 95.54 (A)	Q4: N/A	
Program Census Information:	# Children in Care During Quarter: 0	# Placements During Quarter: 0	# Children in Care On Last Day: 0

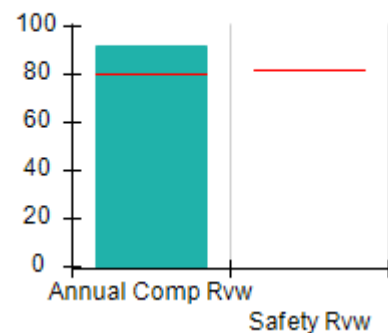
Quarterly Provider Comparisons to All ILP/TLPs

▼ — indicates average for all ILP/TLPs

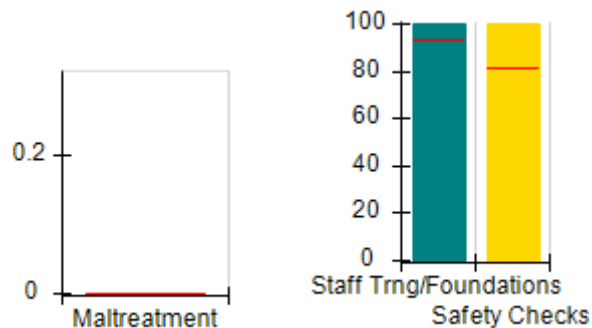
Overall Score (%)



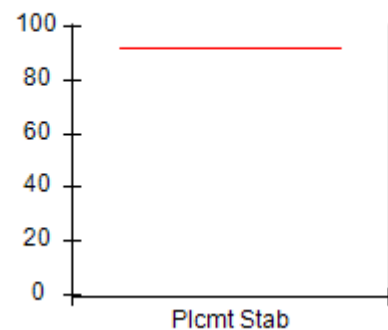
OPM Monitoring Reviews (%)



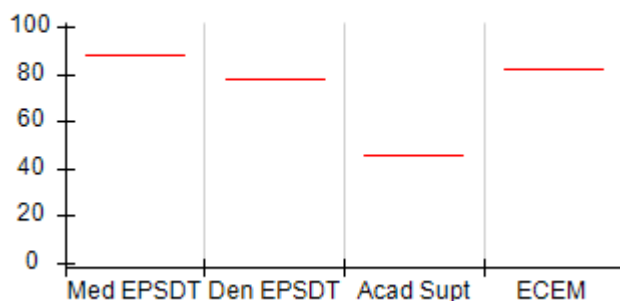
Safety Outcomes (%)



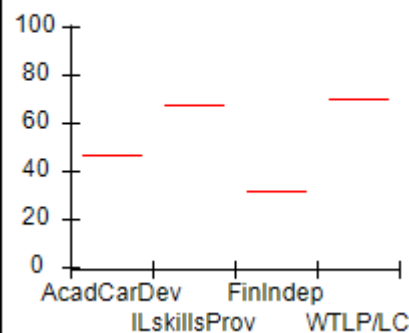
Permanency Outcomes (%)



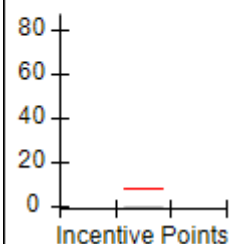
Well-Being Outcomes (%)



ILP/TLP Outcomes (%)



Incentives Earned (Points)





Performance-Based Placement Measures

RBWO Provider GA+SCORECARD - ILP/TLP

Report Quarter: Q3 FY2020

Provider/Program Name: Mentoring Youth Services - ILP (5165) - ILP				
2031 6th Avenue, Columbus, GA 31904		Quarterly Scores (Grades)		Current Quarter Score (Grade)
Phone: 706--221-1973		Q1: 95.40 (A)	Q2: 95.54 (A)	95.54% (A)
Vendor ID# 144099		Q3: 95.54 (A)	Q4: N/A	
Program Census Information:		# Children in Care During Quarter: 0	# Placements During Quarter: 0	# Children in Care On Last Day: 0
	Avg Performance All ILP/TLPs (%)	Provider Performance (%)*	Possible Points (Weight)	Provider Points Earned
OPM Monitoring Reviews				
Annual Comprehensive Reviews	80%	92%	15	13.75
Safety Reviews	82%	Not Yet Conducted		
Monitoring Sub-Total			15	13.75
ILP/TLP Safety Outcomes				
Incidence of Maltreatment	0.00%	Not Eligible		
Staff Training/Foundations	93%	100%	6.5	6.50
Staff Safety Checks	81%	100%	6.5	6.50
Safety Sub-Total			13	13.00
ILP/TLP Permanency Outcomes				
Placement Stability	92%	Not Eligible		
Permanency Sub-Total			N/A	
ILP/TLP Well-Being Outcomes				
EPSDT Medical Visits	88%	Not Eligible		
EPSDT Dental Visits	78%	Not Eligible		
Academic Supports	46%	Not Eligible		
Provider ECEM Visits	82%	Not Eligible		
Placements with Siblings	No Data	Not Eligible	Not Scored	Not Scored
Placements within Legal County	32%	Not Eligible	Not Scored	Not Scored
Well-Being Sub-Total			N/A	
ILP/TLP Specialty Outcomes				
Academic/Career Development	47%	Not Eligible		
Ind Living Skills Provision	68%	Not Eligible		
Financial Independence	32%	Not Eligible		
WTLP/Life Coach	70%	Not Eligible		
Specialty Sub-Total			N/A	
*Performance calculation descriptions can be found in the FY 2019 RBWO PBP Measurements and Standards Guide.				
Monitoring & Outcomes: Possible Points = 28			Points Earned = 26.75	
Score Before Incentives Credit				95.54%

**Performance-Based Placement Measures**
RBWO Provider GA+SCORECARD - ILP/TLP

Report Quarter: Q3 FY2020

Incentives Awarded	00.00 pts
PBP Verification	N/A pts
Total Score	95.54%

Provider/Program Name: Mentoring Youth Services - ILP (5165) - ILP

Program Census Information:		# Children in Care During Quarter: 0	# Placements During Quarter: 0	# Children in Care On Last Day: 0
ILP/TLP Incentive Credits	Avg Performance All ILP/TLPs (Points)	Provider Performance (%)*	Possible Points (Weight)	Provider Points Earned
No DOC Involvement		Not Eligible	5	
Community Connections		Not Eligible	4	
Positive Permanency Connections		Not Eligible	5	
HS Grad/GED/Prof or Trade Certificate/College		N/A	10/5/5/1	
Part-Time Employment with Medical Benefits		Not Eligible	10	
Living Arrangements at Discharge		Not Eligible	10	
Additional Academic Supports		Not Eligible	2	
Additional IL Skills Provision		Not Eligible	5	
Active Agency Accreditation		0%	4	0.00
Staff Clinical Licensure		0%	5	0.00
Incentives Total	8.12			0.00

*Performance calculation descriptions can be found in the FY 2019 RBWO PBP Measurements and Standards Guide.

Child Protective Services Investigations and Dispositions

The following investigations data, which is not used for scoring but is considered significant to a provider's performance, is from Georgia SHINES and is not considered final or complete until the end of the fiscal year.

Total Reports:	0	
Number Screened In:	0	
Number Screened Out:	0	
Number Substantiated:	0	
Number Unsubstantiated:	0	
Number Active CPS Investigations:	0	

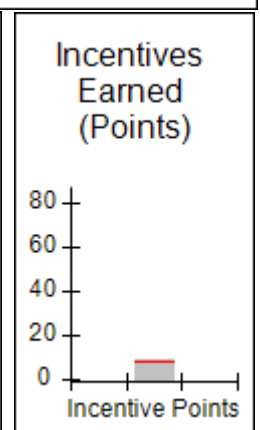
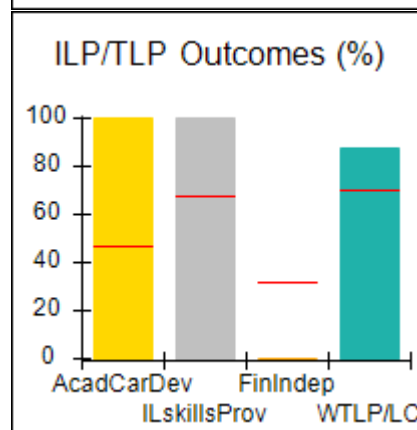
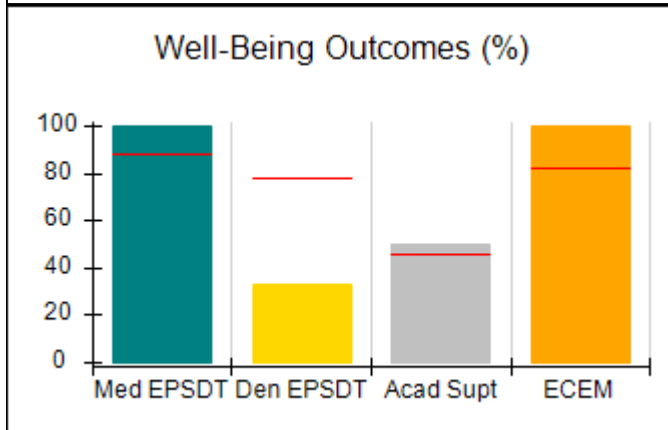
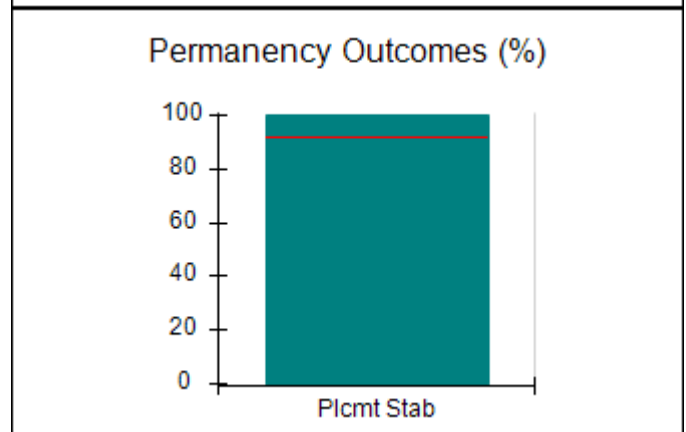
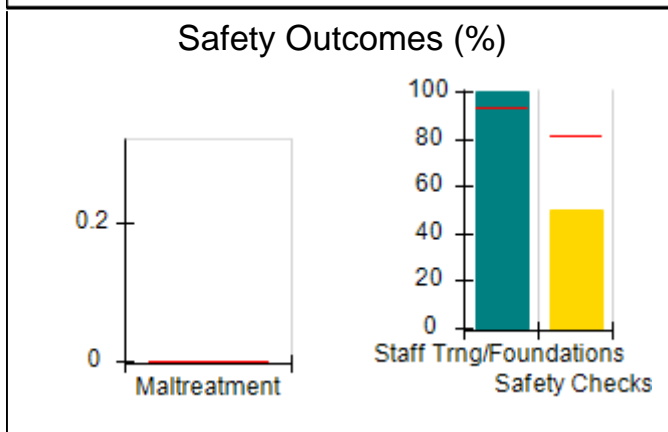
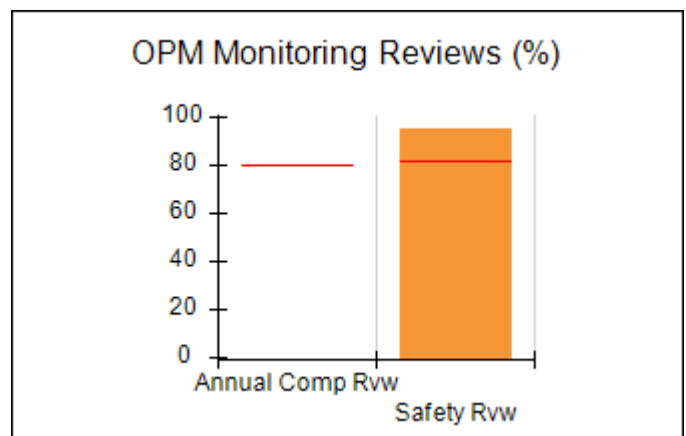
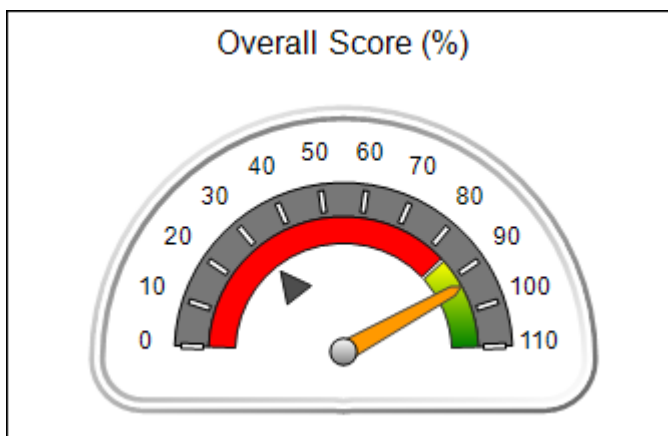


Performance-Based Placement Measures RBWO Provider GA+SCORECARD - ILP/TLP

Report Quarter: Q3 FY2020

Provider/Program Name: MorganBay Healthcare Provider, LLC - ILP (5376) - ILP			
6592 Port A Prince Dr., Forest Park, GA 30297	Quarterly Scores (Grades)		Current Quarter Score (Grade)
Phone: 678-382-9916	Q1: 88.82 (B+)	Q2: 95.24 (A)	93.14% (A-)
Vendor ID# 161825	Q3: 93.14 (A-)	Q4: N/A	
Program Census Information:	# Children in Care During Quarter: 3	# Placements During Quarter: 3	# Children in Care On Last Day: 2
Quarterly Provider Comparisons to All ILP/TLPs			

▼ — indicates average for all ILP/TLPs





Performance-Based Placement Measures
RBWO Provider GA+SCORECARD - ILP/TLP

Report Quarter: Q3 FY2020

Provider/Program Name: MorganBay Healthcare Provider, LLC - ILP (5376) - ILP				
6592 Port A Prince Dr., Forest Park, GA 30297	Quarterly Scores (Grades)		Current Quarter Score (Grade)	
Phone: 678-382-9916	Q1: 88.82 (B+)	Q2: 95.24 (A)	93.14% (A-)	
Vendor ID# 161825	Q3: 93.14 (A-)	Q4: N/A		
Program Census Information:		# Children in Care During Quarter: 3	# Placements During Quarter: 3	# Children in Care On Last Day: 2
	Avg Performance All ILP/TLPs (%)	Provider Performance (%)*	Possible Points (Weight)	Provider Points Earned
OPM Monitoring Reviews				
Annual Comprehensive Reviews	80%	Not Yet Conducted		
Safety Reviews	82%	95%	10	9.50
Monitoring Sub-Total			10	9.50
ILP/TLP Safety Outcomes				
Incidence of Maltreatment	0.00%	No Substantiated Reports	3	3.00
Staff Training/Foundations	93%	100%	5	5.00
Staff Safety Checks	81%	50%	5	2.50
Safety Sub-Total			13	10.50
ILP/TLP Permanency Outcomes				
Placement Stability	92%	100%	3	3.00
Permanency Sub-Total			3	3.00
ILP/TLP Well-Being Outcomes				
EPSDT Medical Visits	88%	100%	4	4.00
EPSDT Dental Visits	78%	33%	4	1.32
Academic Supports	46%	50%	2	1.00
Provider ECEM Visits	82%	100%	4	4.00
Placements with Siblings	No Data	0%	Not Scored	Not Scored
Placements within Legal County	32%	0%	Not Scored	Not Scored
Well-Being Sub-Total			14	10.32
ILP/TLP Specialty Outcomes				
Academic/Career Development	47%	100%	10	10.00
Ind Living Skills Provision	68%	100%	15	15.00
Financial Independence	32%	0%	5	0.00
WTLP/Life Coach	70%	88%	15	13.20
Specialty Sub-Total			45	38.20
*Performance calculation descriptions can be found in the FY 2019 RBWO PBP Measurements and Standards Guide.				

Monitoring & Outcomes: Possible Points = 85

Points Earned = 71.52



Performance-Based Placement Measures

RBWO Provider GA+SCORECARD - ILP/TLP

Report Quarter: Q3 FY2020

Score Before Incentives Credit	84.14%
Incentives Awarded	09.00 pts
PBP Verification	N/A pts
Total Score	93.14%

Provider/Program Name: MorganBay Healthcare Provider, LLC - ILP (5376) - ILP				
Program Census Information:		# Children in Care During Quarter: 3	# Placements During Quarter: 3	# Children in Care On Last Day: 2
ILP/TLP Incentive Credits	Avg Performance All ILP/TLPs (Points)	Provider Performance (%)*	Possible Points (Weight)	Provider Points Earned
No DOC Involvement		0%	5	0.00
Community Connections		100%	4	4.00
Positive Permanency Connections		0%	5	0.00
HS Grad/GED/Prof or Trade Certificate/College		N/A	10/5/5/1	
Part-Time Employment with Medical Benefits		0%	10	0.00
Living Arrangements at Discharge		0%	10	0.00
Additional Academic Supports		0%	2	0.00
Additional IL Skills Provision		100%	5	5.00
Active Agency Accreditation		0%	4	0.00
Staff Clinical Licensure		0%	5	0.00
Incentives Total	8.12			9.00

*Performance calculation descriptions can be found in the FY 2019 RBWO PBP Measurements and Standards Guide.

Child Protective Services Investigations and Dispositions		
The following investigations data, which is not used for scoring but is considered significant to a provider's performance, is from Georgia SHINES and is not considered final or complete until the end of the fiscal year.		
Total Reports:	0	
Number Screened In:	0	
Number Screened Out:	0	
Number Substantiated:	0	
Number Unsubstantiated:	0	
Number Active CPS Investigations:	0	



Performance-Based Placement Measures RBWO Provider GA+SCORECARD - ILP/TLP

Report Quarter: Q3 FY2020

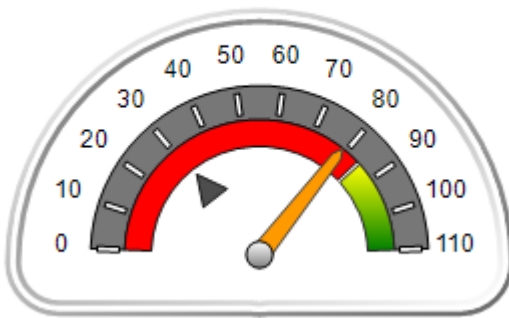
Provider/Program Name: MOVING Spirit Foundation, Inc. - (5414) - ILP

113-B East County Rd., Thomaston, GA 30286	Quarterly Scores (Grades)		Current Quarter Score (Grade)
Phone: 706-601-6730	Q1: (N/A)	Q2: 77.24 (C+)	78.88% (C+)
Vendor ID# 166553	Q3: 78.88 (C+)	Q4: N/A	
Program Census Information:	# Children in Care During Quarter: 3	# Placements During Quarter: 3	# Children in Care On Last Day: 3

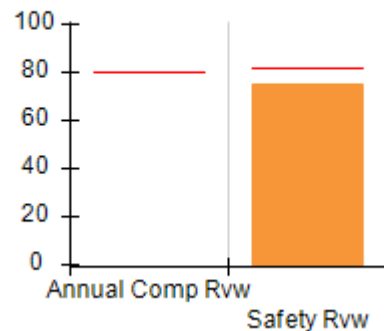
Quarterly Provider Comparisons to All ILP/TLPs

▼ — indicates average for all ILP/TLPs

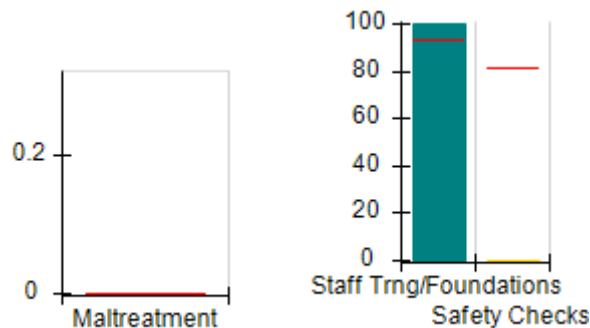
Overall Score (%)



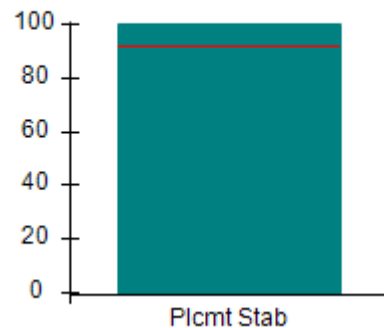
OPM Monitoring Reviews (%)



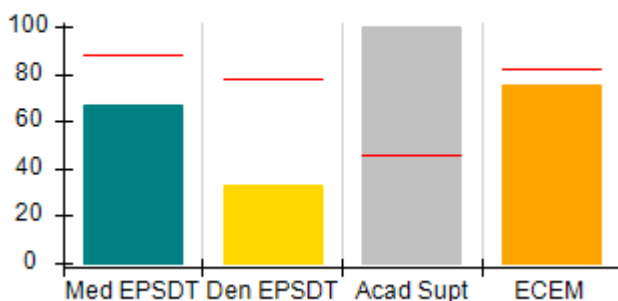
Safety Outcomes (%)



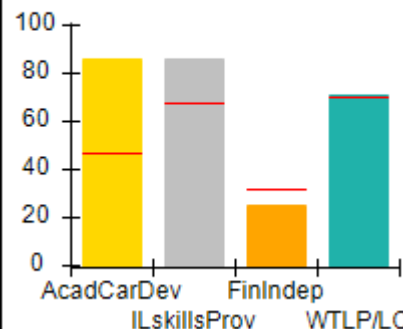
Permanency Outcomes (%)



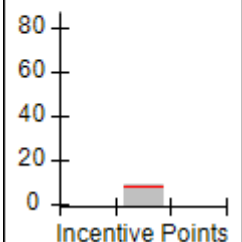
Well-Being Outcomes (%)



ILP/TLP Outcomes (%)



Incentives Earned (Points)





Performance-Based Placement Measures

RBWO Provider GA+SCORECARD - ILP/TLP

Report Quarter: Q3 FY2020

Provider/Program Name: MOVING Spirit Foundation, Inc. - (5414) - ILP				
113-B East County Rd., Thomaston, GA 30286	Quarterly Scores (Grades)			Current Quarter Score (Grade)
Phone: 706-601-6730	Q1: (N/A)	Q2: 77.24 (C+)	78.88% (C+)	
Vendor ID# 166553	Q3: 78.88 (C+)	Q4: N/A		
Program Census Information:	# Children in Care During Quarter: 3	# Placements During Quarter: 3	# Children in Care On Last Day: 3	
	Avg Performance All ILP/TLPs (%)	Provider Performance (%)*	Possible Points (Weight)	Provider Points Earned
OPM Monitoring Reviews				
Annual Comprehensive Reviews	80%	Not Yet Conducted		
Safety Reviews	82%	75%	10	7.50
Monitoring Sub-Total			10	7.50
ILP/TLP Safety Outcomes				
Incidence of Maltreatment	0.00%	Not Eligible		
Staff Training/Foundations	93%	100%	6.5	6.50
Staff Safety Checks	81%	0%	6.5	0.00
Safety Sub-Total			13	6.50
ILP/TLP Permanency Outcomes				
Placement Stability	92%	100%	3	3.00
Permanency Sub-Total			3	3.00
ILP/TLP Well-Being Outcomes				
EPSDT Medical Visits	88%	67%	4	2.68
EPSDT Dental Visits	78%	33%	4	1.32
Academic Supports	46%	100%	2	2.00
Provider ECEM Visits	82%	75%	4	3.00
Placements with Siblings	No Data	Not Eligible	Not Scored	Not Scored
Placements within Legal County	32%	0%	Not Scored	Not Scored
Well-Being Sub-Total			14	9.00
ILP/TLP Specialty Outcomes				
Academic/Career Development	47%	86%	10	8.60
Ind Living Skills Provision	68%	86%	15	12.90
Financial Independence	32%	25%	5	1.25
WTLP/Life Coach	70%	71%	15	10.65
Specialty Sub-Total			45	33.40
*Performance calculation descriptions can be found in the FY 2019 RBWO PBP Measurements and Standards Guide.				
Monitoring & Outcomes: Possible Points = 85			Points Earned = 59.40	
Score Before Incentives Credit			69.88%	

**Performance-Based Placement Measures**
RBWO Provider GA+SCORECARD - ILP/TLP

Report Quarter: Q3 FY2020

Incentives Awarded	09.00 pts
PBP Verification	N/A pts
Total Score	78.88%

Provider/Program Name: MOVING Spirit Foundation, Inc. - (5414) - ILP

Program Census Information:		# Children in Care During Quarter: 3	# Placements During Quarter: 3	# Children in Care On Last Day: 3
ILP/TLP Incentive Credits	Avg Performance All ILP/TLPs (Points)	Provider Performance (%)*	Possible Points (Weight)	Provider Points Earned
No DOC Involvement		100%	5	5.00
Community Connections		50%	4	2.00
Positive Permanency Connections		0%	5	0.00
HS Grad/GED/Prof or Trade Certificate/College		N/A	10/5/5/1	
Part-Time Employment with Medical Benefits		Not Eligible	10	
Living Arrangements at Discharge		Not Eligible	10	
Additional Academic Supports		100%	2	2.00
Additional IL Skills Provision		0%	5	0.00
Active Agency Accreditation		0%	4	0.00
Staff Clinical Licensure		0%	5	0.00
Incentives Total	8.12			9.00

*Performance calculation descriptions can be found in the FY 2019 RBWO PBP Measurements and Standards Guide.

Child Protective Services Investigations and Dispositions

The following investigations data, which is not used for scoring but is considered significant to a provider's performance, is from Georgia SHINES and is not considered final or complete until the end of the fiscal year.

Total Reports:	0
Number Screened In:	0
Number Screened Out:	0
Number Substantiated:	0
Number Unsubstantiated:	0
Number Active CPS Investigations:	0



Performance-Based Placement Measures RBWO Provider GA+SCORECARD - ILP/TLP

Report Quarter: Q3 FY2020

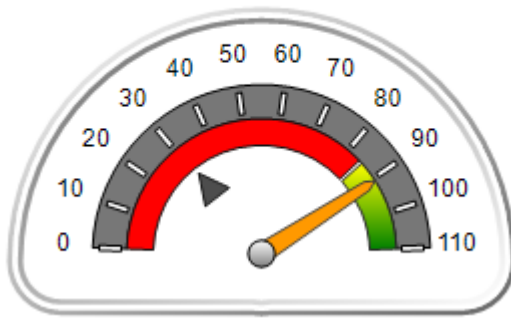
Provider/Program Name: Murphy-Harpst Children's Centers - TLP (Fletcher St. 2) (5230) - TLP

740 Fletcher St., Cedartown, GA 30125	Quarterly Scores (Grades)		Current Quarter Score (Grade)
Phone: 770-748-1500	Q1: 88.46 (B+)	Q2: 83.34 (B-)	90.84% (A-)
Vendor ID# 144420	Q3: 90.84 (A-)	Q4: N/A	
Program Census Information:	# Children in Care During Quarter: 17	# Placements During Quarter: 17	# Children in Care On Last Day: 8

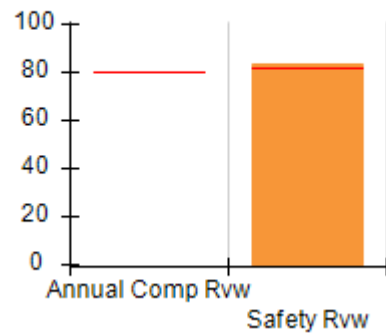
Quarterly Provider Comparisons to All ILP/TLPs

▼ — indicates average for all ILP/TLPs

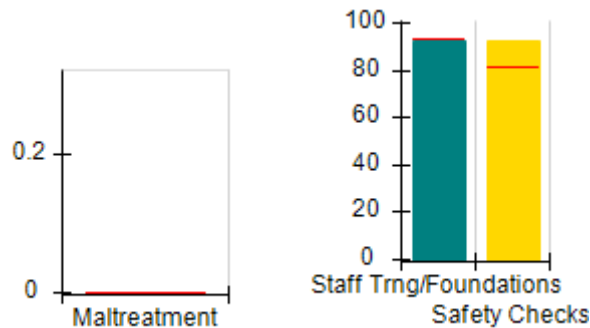
Overall Score (%)



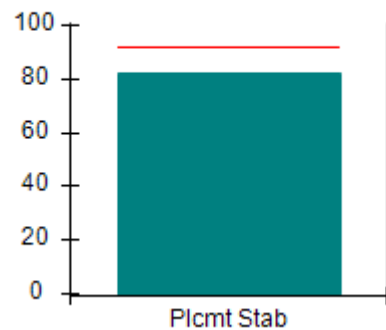
OPM Monitoring Reviews (%)



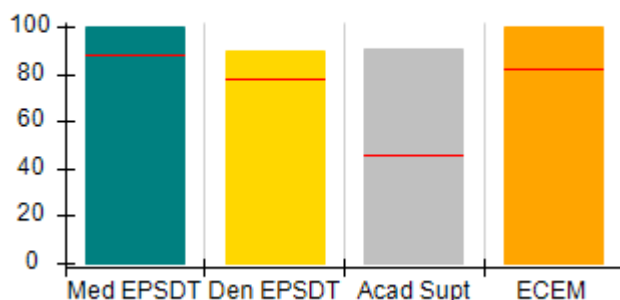
Safety Outcomes (%)



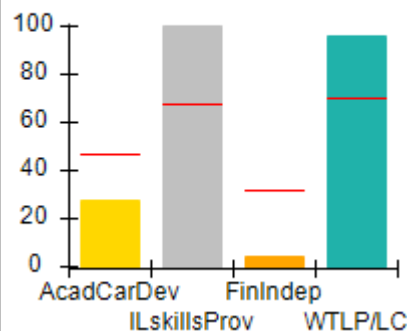
Permanency Outcomes (%)



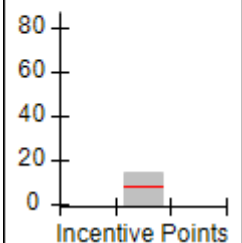
Well-Being Outcomes (%)



ILP/TLP Outcomes (%)



Incentives Earned (Points)





Performance-Based Placement Measures
RBWO Provider GA+SCORECARD - ILP/TLP

Report Quarter: Q3 FY2020

Provider/Program Name: Murphy-Harpst Children's Centers - TLP (Fletcher St. 2) (5230) - TLP

740 Fletcher St., Cedartown, GA 30125	Quarterly Scores (Grades)		Current Quarter Score (Grade)
Phone: 770-748-1500	Q1: 88.46 (B+)	Q2: 83.34 (B-)	90.84% (A-)
Vendor ID# 144420	Q3: 90.84 (A-)	Q4: N/A	

Program Census Information:	# Children in Care During Quarter: 17	# Placements During Quarter: 17	# Children in Care On Last Day: 8
-----------------------------	---------------------------------------	---------------------------------	-----------------------------------

	Avg Performance All ILP/TLPs (%)	Provider Performance (%)*	Possible Points (Weight)	Provider Points Earned
--	---	----------------------------------	---------------------------------	-------------------------------

OPM Monitoring Reviews

Annual Comprehensive Reviews	80%	Not Yet Conducted		
Safety Reviews	82%	83%	10	8.33
Monitoring Sub-Total			10	8.33

ILP/TLP Safety Outcomes

Incidence of Maltreatment	0.00%	No Substantiated Reports	3	3.00
Staff Training/Foundations	93%	92%	5	4.60
Staff Safety Checks	81%	92%	5	4.60
Safety Sub-Total			13	12.20

ILP/TLP Permanency Outcomes

Placement Stability	92%	82%	3	2.46
Permanency Sub-Total			3	2.46

ILP/TLP Well-Being Outcomes

EPSDT Medical Visits	88%	100%	4	4.00
EPSDT Dental Visits	78%	90%	4	3.60
Academic Supports	46%	91%	2	1.82
Provider ECEM Visits	82%	100%	4	4.00
Placements with Siblings	No Data	Not Eligible	Not Scored	Not Scored
Placements within Legal County	32%	0%	Not Scored	Not Scored
Well-Being Sub-Total			14	13.42

ILP/TLP Specialty Outcomes

Academic/Career Development	47%	27%	10	2.70
Ind Living Skills Provision	68%	100%	15	15.00
Financial Independence	32%	4%	5	0.20
WTLP/Life Coach	70%	96%	15	14.40
Specialty Sub-Total			45	32.30

*Performance calculation descriptions can be found in the FY 2019 RBWO PBP Measurements and Standards Guide.

Monitoring & Outcomes: Possible Points = 85	Points Earned = 68.71
--	------------------------------



Performance-Based Placement Measures

RBWO Provider GA+SCORECARD - ILP/TLP

Report Quarter: Q3 FY2020

Score Before Incentives Credit	80.84%
Incentives Awarded	10.00 pts
PBP Verification	N/A pts
Total Score	90.84%

Provider/Program Name: Murphy-Harpst Children's Centers - TLP (Fletcher St. 2) (5230) - TLP

Program Census Information:		# Children in Care During Quarter: 17	# Placements During Quarter: 17	# Children in Care On Last Day: 8
ILP/TLP Incentive Credits	Avg Performance All ILP/TLPs (Points)	Provider Performance (%)*	Possible Points (Weight)	Provider Points Earned
No DOC Involvement		23%	5	1.15
Community Connections		0%	4	0.00
Positive Permanency Connections		0%	5	0.00
HS Grad/GED/Prof or Trade Certificate/College		N/A	10/5/5/1	5.00
Part-Time Employment with Medical Benefits		0%	10	0.00
Living Arrangements at Discharge		0%	10	0.00
Additional Academic Supports		86%	2	1.72
Additional IL Skills Provision		100%	5	5.00
Active Agency Accreditation		50%	4	2.00
Staff Clinical Licensure		0%	5	0.00
Incentives Total	8.12			14.87

*Performance calculation descriptions can be found in the FY 2019 RBWO PBP Measurements and Standards Guide.

Child Protective Services Investigations and Dispositions

The following investigations data, which is not used for scoring but is considered significant to a provider's performance, is from Georgia SHINES and is not considered final or complete until the end of the fiscal year.

Total Reports:	0
Number Screened In:	0
Number Screened Out:	0
Number Substantiated:	0
Number Unsubstantiated:	0
Number Active CPS Investigations:	0



Performance-Based Placement Measures RBWO Provider GA+SCORECARD - ILP/TLP

Report Quarter: Q3 FY2020

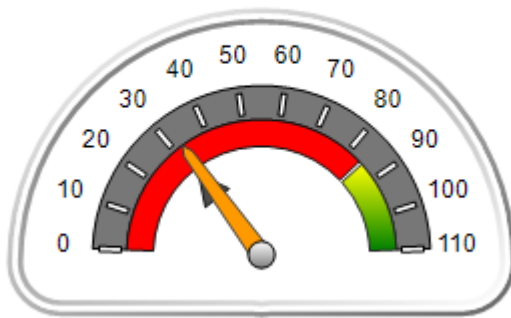
Provider/Program Name: Never Too Late, Inc. - (5415) - TLP

1178 College St., Monticello, GA 31064	Quarterly Scores (Grades)		Current Quarter Score (Grade)
Phone: 7624357200	Q1: (N/A)	Q2: 25.33 (F)	32.49% (F)
Vendor ID# 166575	Q3: 32.49 (F)	Q4: N/A	
Program Census Information:	# Children in Care During Quarter: 9	# Placements During Quarter: 10	# Children in Care On Last Day: 5

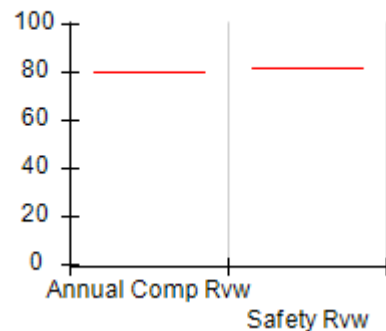
Quarterly Provider Comparisons to All ILP/TLPs

▼ — indicates average for all ILP/TLPs

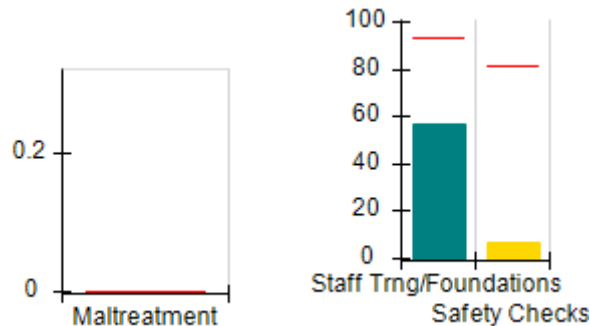
Overall Score (%)



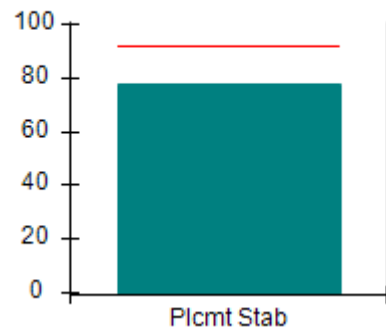
OPM Monitoring Reviews (%)



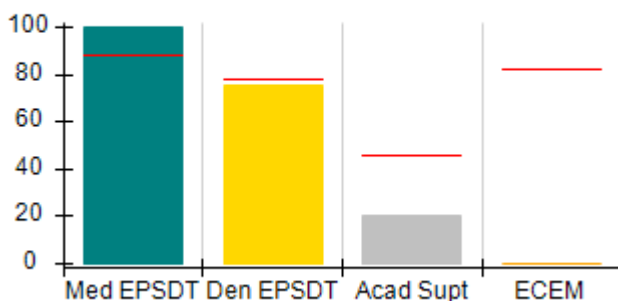
Safety Outcomes (%)



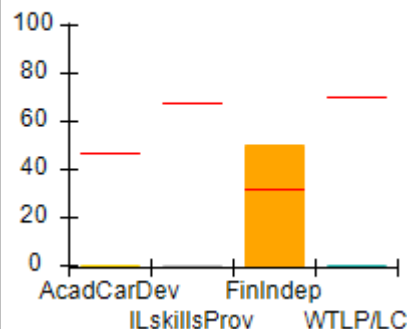
Permanency Outcomes (%)



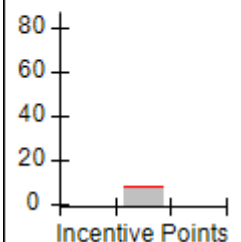
Well-Being Outcomes (%)



ILP/TLP Outcomes (%)



Incentives Earned (Points)





Performance-Based Placement Measures

RBWO Provider GA+SCORECARD - ILP/TLP

Report Quarter: Q3 FY2020

Provider/Program Name: Never Too Late, Inc. - (5415) - TLP				
1178 College St., Monticello, GA 31064	Quarterly Scores (Grades)		Current Quarter Score (Grade)	
Phone: 7624357200	Q1: (N/A)	Q2: 25.33 (F)	32.49% (F)	
Vendor ID# 166575	Q3: 32.49 (F)	Q4: N/A		
Program Census Information:	# Children in Care During Quarter: 9	# Placements During Quarter: 10	# Children in Care On Last Day: 5	
	Avg Performance All ILP/TLPs (%)	Provider Performance (%)*	Possible Points (Weight)	Provider Points Earned
OPM Monitoring Reviews				
Annual Comprehensive Reviews	80%	Not Yet Conducted		
Safety Reviews	82%	Not Yet Conducted		
Monitoring Sub-Total				0.00
ILP/TLP Safety Outcomes				
Incidence of Maltreatment	0.00%	No Substantiated Reports	3	3.00
Staff Training/Foundations	93%	57%	5	2.85
Staff Safety Checks	81%	7%	5	0.35
Safety Sub-Total			13	6.20
ILP/TLP Permanency Outcomes				
Placement Stability	92%	78%	3	2.34
Permanency Sub-Total			3	2.34
ILP/TLP Well-Being Outcomes				
EPSDT Medical Visits	88%	100%	4	4.00
EPSDT Dental Visits	78%	75%	4	3.00
Academic Supports	46%	20%	2	0.40
Provider ECEM Visits	82%	0%	4	0.00
Placements with Siblings	No Data	0%	Not Scored	Not Scored
Placements within Legal County	32%	0%	Not Scored	Not Scored
Well-Being Sub-Total			14	7.40
ILP/TLP Specialty Outcomes				
Academic/Career Development	47%	0%	10	0.00
Ind Living Skills Provision	68%	0%	15	0.00
Financial Independence	32%	50%	5	2.50
WTLP/Life Coach	70%	0%	15	0.00
Specialty Sub-Total			45	2.50
*Performance calculation descriptions can be found in the FY 2019 RBWO PBP Measurements and Standards Guide.				

Monitoring & Outcomes: Possible Points = 80

Points Earned = 18.44

**Performance-Based Placement Measures**
RBWO Provider GA+SCORECARD - ILP/TLP

Report Quarter: Q3 FY2020

Score Before Incentives Credit	24.59%
Incentives Awarded	07.90 pts
PBP Verification	N/A pts
Total Score	32.49%

Provider/Program Name: Never Too Late, Inc. - (5415) - TLP				
Program Census Information:		# Children in Care During Quarter: 9	# Placements During Quarter: 10	# Children in Care On Last Day: 5
ILP/TLP Incentive Credits	Avg Performance All ILP/TLPs (Points)	Provider Performance (%)*	Possible Points (Weight)	Provider Points Earned
No DOC Involvement		20%	5	1.00
Community Connections		100%	4	4.00
Positive Permanency Connections		Not Eligible	5	
HS Grad/GED/Prof or Trade Certificate/College		N/A	10/5/5/1	
Part-Time Employment with Medical Benefits		20%	10	2.00
Living Arrangements at Discharge		0%	10	0.00
Additional Academic Supports		20%	2	0.40
Additional IL Skills Provision		0%	5	0.00
Active Agency Accreditation		0%	4	0.00
Staff Clinical Licensure		10%	5	0.50
Incentives Total	8.12			7.90

*Performance calculation descriptions can be found in the FY 2019 RBWO PBP Measurements and Standards Guide.

Child Protective Services Investigations and Dispositions		
The following investigations data, which is not used for scoring but is considered significant to a provider's performance, is from Georgia SHINES and is not considered final or complete until the end of the fiscal year.		
Total Reports:	0	
Number Screened In:	0	
Number Screened Out:	0	
Number Substantiated:	0	
Number Unsubstantiated:	0	
Number Active CPS Investigations:	0	

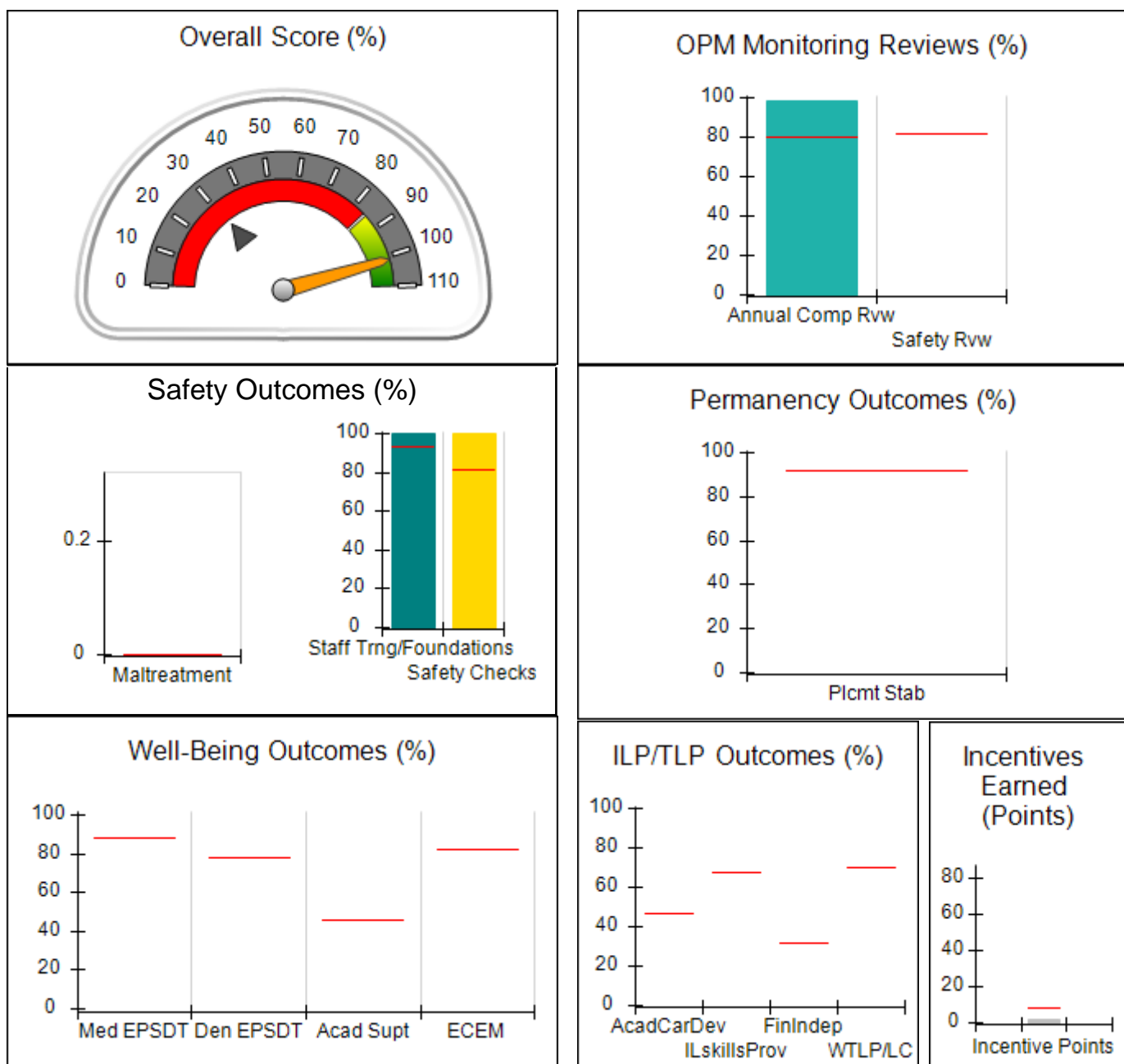


Performance-Based Placement Measures RBWO Provider GA+SCORECARD - ILP/TLP

Report Quarter: Q3 FY2020

Provider/Program Name: North Georgia Angel House - ILP (5238) - ILP			
101 Heritage Dr., Canton, GA 30114	Quarterly Scores (Grades)		Current Quarter Score (Grade)
Phone: 770-479-9555	Q1: 101.18 (A+)	Q2: 101.18 (A+)	101.18% (A+)
Vendor ID# 144051	Q3: 101.18 (A+)	Q4: N/A	
Program Census Information:	# Children in Care During Quarter: 0	# Placements During Quarter: 0	# Children in Care On Last Day: 0
Quarterly Provider Comparisons to All ILP/TLPs			

▼ — indicates average for all ILP/TLPs





Performance-Based Placement Measures

RBWO Provider GA+SCORECARD - ILP/TLP

Report Quarter: Q3 FY2020

Provider/Program Name: North Georgia Angel House - ILP (5238) - ILP				
101 Heritage Dr., Canton, GA 30114		Quarterly Scores (Grades)		Current Quarter Score (Grade)
Phone: 770-479-9555		Q1: 101.18 (A+)	Q2: 101.18 (A+)	101.18% (A+)
Vendor ID# 144051		Q3: 101.18 (A+)	Q4: N/A	
Program Census Information:		# Children in Care During Quarter: 0	# Placements During Quarter: 0	# Children in Care On Last Day: 0
	Avg Performance All ILP/TLPs (%)	Provider Performance (%)*	Possible Points (Weight)	Provider Points Earned
OPM Monitoring Reviews				
Annual Comprehensive Reviews	80%	98%	15	14.77
Safety Reviews	82%	Not Yet Conducted		
Monitoring Sub-Total			15	14.77
ILP/TLP Safety Outcomes				
Incidence of Maltreatment	0.00%	Not Eligible		
Staff Training/Foundations	93%	100%	6.5	6.50
Staff Safety Checks	81%	100%	6.5	6.50
Safety Sub-Total			13	13.00
ILP/TLP Permanency Outcomes				
Placement Stability	92%	Not Eligible		
Permanency Sub-Total			N/A	
ILP/TLP Well-Being Outcomes				
EPSDT Medical Visits	88%	Not Eligible		
EPSDT Dental Visits	78%	Not Eligible		
Academic Supports	46%	Not Eligible		
Provider ECEM Visits	82%	Not Eligible		
Placements with Siblings	No Data	Not Eligible	Not Scored	Not Scored
Placements within Legal County	32%	Not Eligible	Not Scored	Not Scored
Well-Being Sub-Total			N/A	
ILP/TLP Specialty Outcomes				
Academic/Career Development	47%	Not Eligible		
Ind Living Skills Provision	68%	Not Eligible		
Financial Independence	32%	Not Eligible		
WTLP/Life Coach	70%	Not Eligible		
Specialty Sub-Total			N/A	
*Performance calculation descriptions can be found in the FY 2019 RBWO PBP Measurements and Standards Guide.				

Monitoring & Outcomes: Possible Points = 28	Points Earned = 27.77
Score Before Incentives Credit	99.18%



Performance-Based Placement Measures

RBWO Provider GA+SCORECARD - ILP/TLP

Report Quarter: Q3 FY2020

Incentives Awarded	02.00 pts
PBP Verification	N/A pts
Total Score	101.18%

Provider/Program Name: North Georgia Angel House - ILP (5238) - ILP				
Program Census Information:		# Children in Care During Quarter: 0	# Placements During Quarter: 0	# Children in Care On Last Day: 0
ILP/TLP Incentive Credits	Avg Performance All ILP/TLPs (Points)	Provider Performance (%)*	Possible Points (Weight)	Provider Points Earned
No DOC Involvement		Not Eligible	5	
Community Connections		Not Eligible	4	
Positive Permanency Connections		Not Eligible	5	
HS Grad/GED/Prof or Trade Certificate/College		N/A	10/5/5/1	
Part-Time Employment with Medical Benefits		Not Eligible	10	
Living Arrangements at Discharge		Not Eligible	10	
Additional Academic Supports		Not Eligible	2	
Additional IL Skills Provision		Not Eligible	5	
Active Agency Accreditation		50%	4	2.00
Staff Clinical Licensure		0%	5	0.00
Incentives Total	8.12			2.00

*Performance calculation descriptions can be found in the FY 2019 RBWO PBP Measurements and Standards Guide.

Child Protective Services Investigations and Dispositions		
The following investigations data, which is not used for scoring but is considered significant to a provider's performance, is from Georgia SHINES and is not considered final or complete until the end of the fiscal year.		
Total Reports:	0	
Number Screened In:	0	
Number Screened Out:	0	
Number Substantiated:	0	
Number Unsubstantiated:	0	
Number Active CPS Investigations:	0	



Performance-Based Placement Measures

RBWO Provider GA+SCORECARD - ILP/TLP

Report Quarter: Q3 FY2020

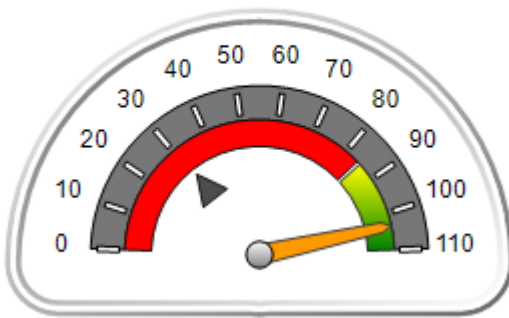
Provider/Program Name: North Georgia Angel House - TLP (5126) - TLP

2260 Sam Nelson Road, Canton, GA 30114	Quarterly Scores (Grades)		Current Quarter Score (Grade)
Phone: 770-479-9555	Q1: 98.94 (A+)	Q2: 100.39 (A+)	103.49% (A+)
Vendor ID# 108343	Q3: 103.49 (A+)	Q4: N/A	
Program Census Information:	# Children in Care During Quarter: 6	# Placements During Quarter: 6	# Children in Care On Last Day: 2

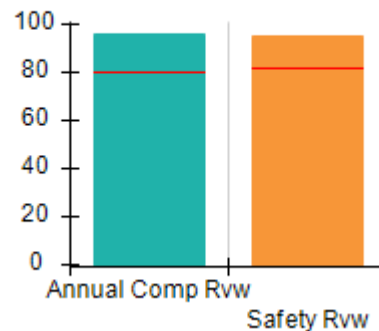
Quarterly Provider Comparisons to All ILP/TLPs

indicates average for all ILP/TLPs

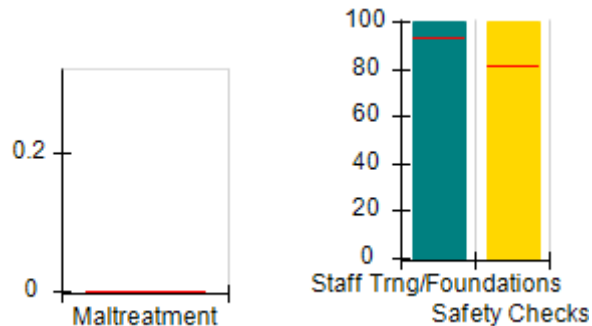
Overall Score (%)



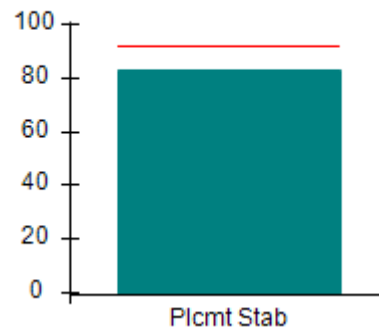
OPM Monitoring Reviews (%)



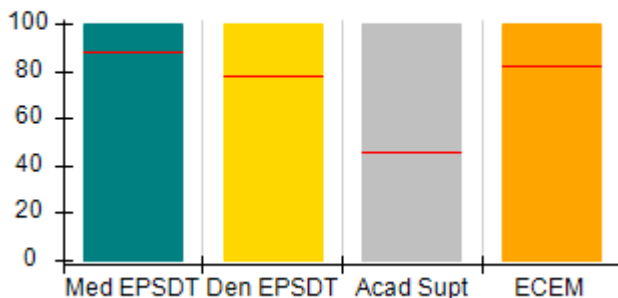
Safety Outcomes (%)



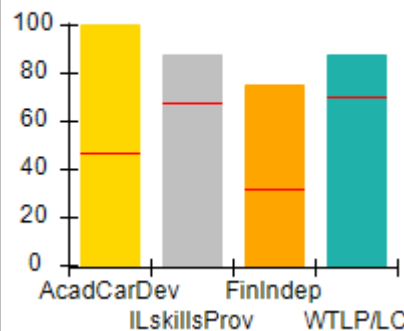
Permanency Outcomes (%)



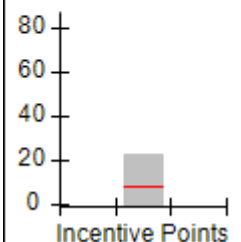
Well-Being Outcomes (%)



ILP/TLP Outcomes (%)



Incentives Earned (Points)





Performance-Based Placement Measures

RBWO Provider GA+SCORECARD - ILP/TLP

Report Quarter: Q3 FY2020

Provider/Program Name: North Georgia Angel House - TLP (5126) - TLP				
2260 Sam Nelson Road, Canton, GA 30114		Quarterly Scores (Grades)		Current Quarter Score (Grade)
Phone: 770-479-9555		Q1: 98.94 (A+)	Q2: 100.39 (A+)	103.49% (A+)
Vendor ID# 108343		Q3: 103.49 (A+)	Q4: N/A	
Program Census Information:		# Children in Care During Quarter: 6	# Placements During Quarter: 6	# Children in Care On Last Day: 2
	Avg Performance All ILP/TLPs (%)	Provider Performance (%)*	Possible Points (Weight)	Provider Points Earned
OPM Monitoring Reviews				
Annual Comprehensive Reviews	80%	96%	15	14.35
Safety Reviews	82%	95%	10	9.50
Monitoring Sub-Total			25	23.85
ILP/TLP Safety Outcomes				
Incidence of Maltreatment	0.00%	No Substantiated Reports	3	3.00
Staff Training/Foundations	93%	100%	5	5.00
Staff Safety Checks	81%	100%	5	5.00
Safety Sub-Total			13	13.00
ILP/TLP Permanency Outcomes				
Placement Stability	92%	83%	3	2.49
Permanency Sub-Total			3	2.49
ILP/TLP Well-Being Outcomes				
EPSDT Medical Visits	88%	100%	4	4.00
EPSDT Dental Visits	78%	100%	4	4.00
Academic Supports	46%	100%	2	2.00
Provider ECEM Visits	82%	100%	4	4.00
Placements with Siblings	No Data	Not Eligible	Not Scored	Not Scored
Placements within Legal County	32%	67%	Not Scored	Not Scored
Well-Being Sub-Total			14	14.00
ILP/TLP Specialty Outcomes				
Academic/Career Development	47%	100%	10	10.00
Ind Living Skills Provision	68%	88%	15	13.20
Financial Independence	32%	75%	5	3.75
WTLP/Life Coach	70%	88%	15	13.20
Specialty Sub-Total			45	40.15
*Performance calculation descriptions can be found in the FY 2019 RBWO PBP Measurements and Standards Guide.				

Monitoring & Outcomes: Possible Points = 100

Points Earned = 93.49



Performance-Based Placement Measures

RBWO Provider GA+SCORECARD - ILP/TLP

Report Quarter: Q3 FY2020

Score Before Incentives Credit	93.49%
Incentives Awarded	10.00 pts
PBP Verification	N/A pts
Total Score	103.49%

Provider/Program Name: North Georgia Angel House - TLP (5126) - TLP				
Program Census Information:		# Children in Care During Quarter: 6	# Placements During Quarter: 6	# Children in Care On Last Day: 2
ILP/TLP Incentive Credits	Avg Performance All ILP/TLPs (Points)	Provider Performance (%)*	Possible Points (Weight)	Provider Points Earned
No DOC Involvement		71%	5	3.55
Community Connections		100%	4	4.00
Positive Permanency Connections		100%	5	5.00
HS Grad/GED/Prof or Trade Certificate/College		N/A	10/5/5/1	
Part-Time Employment with Medical Benefits		0%	10	0.00
Living Arrangements at Discharge		0%	10	0.00
Additional Academic Supports		100%	2	2.00
Additional IL Skills Provision		75%	5	3.75
Active Agency Accreditation		100%	4	4.00
Staff Clinical Licensure		0%	5	0.00
Incentives Total	8.12			22.30

*Performance calculation descriptions can be found in the FY 2019 RBWO PBP Measurements and Standards Guide.

Child Protective Services Investigations and Dispositions		
The following investigations data, which is not used for scoring but is considered significant to a provider's performance, is from Georgia SHINES and is not considered final or complete until the end of the fiscal year.		
Total Reports:	0	
Number Screened In:	0	
Number Screened Out:	0	
Number Substantiated:	0	
Number Unsubstantiated:	0	
Number Active CPS Investigations:	0	



Performance-Based Placement Measures

RBWO Provider GA+SCORECARD - ILP/TLP

Report Quarter: Q3 FY2020

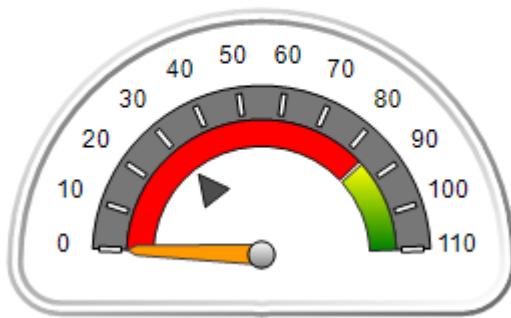
Provider/Program Name: Northern Star Transitional Independent Living - (5407) - ILP

145 Stephens St., Dahlonega, GA 30533	Quarterly Scores (Grades)		Current Quarter Score (Grade)
Phone: 770-364-9319	Q1: 00.00 (F)	Q2: 00.00 (F)	00.00% (F)
Vendor ID# 164165	Q3: 00.00 (F)	Q4: N/A	
Program Census Information:	# Children in Care During Quarter: 0	# Placements During Quarter: 0	# Children in Care On Last Day: 0

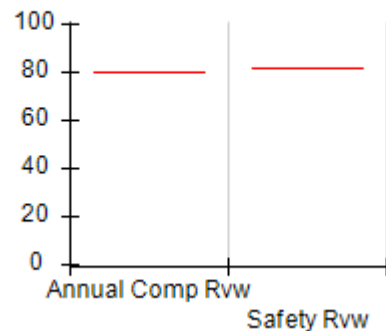
Quarterly Provider Comparisons to All ILP/TLPs

indicates average for all ILP/TLPs

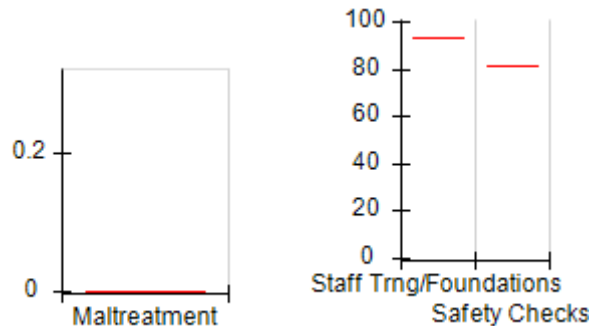
Overall Score (%)



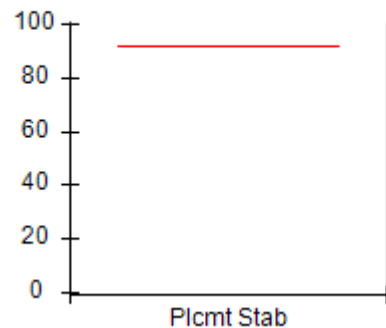
OPM Monitoring Reviews (%)



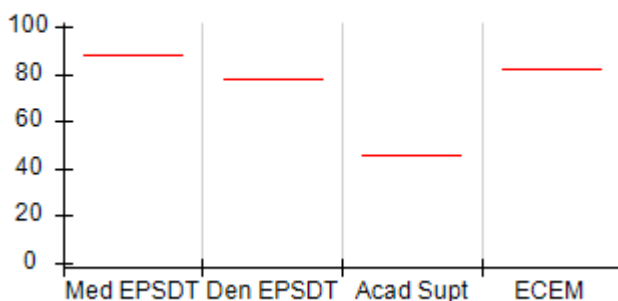
Safety Outcomes (%)



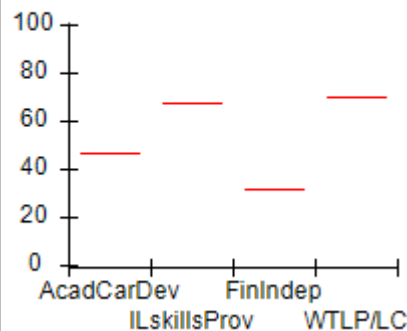
Permanency Outcomes (%)



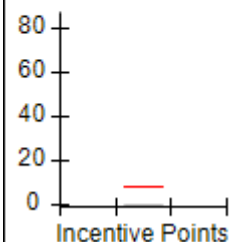
Well-Being Outcomes (%)



ILP/TLP Outcomes (%)



Incentives Earned (Points)





Performance-Based Placement Measures

RBWO Provider GA+SCORECARD - ILP/TLP

Report Quarter: Q3 FY2020

Provider/Program Name: Northern Star Transitional Independent Living - (5407) - ILP				
145 Stephens St., Dahlonega, GA 30533		Quarterly Scores (Grades)		Current Quarter Score (Grade)
Phone: 770-364-9319		Q1: 00.00 (F)	Q2: 00.00 (F)	00.00% (F)
Vendor ID# 164165		Q3: 00.00 (F)	Q4: N/A	
Program Census Information:		# Children in Care During Quarter: 0	# Placements During Quarter: 0	# Children in Care On Last Day: 0
	Avg Performance All ILP/TLPs (%)	Provider Performance (%)*	Possible Points (Weight)	Provider Points Earned
OPM Monitoring Reviews				
Annual Comprehensive Reviews	80%	Not Yet Conducted		
Safety Reviews	82%	Not Yet Conducted		
Monitoring Sub-Total				0.00
ILP/TLP Safety Outcomes				
Incidence of Maltreatment	0.00%	Not Eligible		
Staff Training/Foundations	93%	Not Eligible		
Staff Safety Checks	81%	Not Eligible		
Safety Sub-Total			N/A	
ILP/TLP Permanency Outcomes				
Placement Stability	92%	Not Eligible		
Permanency Sub-Total			N/A	
ILP/TLP Well-Being Outcomes				
EPSDT Medical Visits	88%	Not Eligible		
EPSDT Dental Visits	78%	Not Eligible		
Academic Supports	46%	Not Eligible		
Provider ECEM Visits	82%	Not Eligible		
Placements with Siblings	No Data	Not Eligible	Not Scored	Not Scored
Placements within Legal County	32%	Not Eligible	Not Scored	Not Scored
Well-Being Sub-Total			N/A	
ILP/TLP Specialty Outcomes				
Academic/Career Development	47%	Not Eligible		
Ind Living Skills Provision	68%	Not Eligible		
Financial Independence	32%	Not Eligible		
WTLP/Life Coach	70%	Not Eligible		
Specialty Sub-Total			N/A	

*Performance calculation descriptions can be found in the FY 2019 RBWO PBP Measurements and Standards Guide.

Monitoring & Outcomes: Possible Points = 0	Points Earned = N/A
Score Before Incentives Credit	#Error

**Performance-Based Placement Measures**
RBWO Provider GA+SCORECARD - ILP/TLP

Report Quarter: Q3 FY2020

Incentives Awarded	00.00 pts
PBP Verification	N/A pts
Total Score	00.00%

Provider/Program Name: Northern Star Transitional Independent Living - (5407) - ILP

Program Census Information:		# Children in Care During Quarter: 0	# Placements During Quarter: 0	# Children in Care On Last Day: 0
ILP/TLP Incentive Credits	Avg Performance All ILP/TLPs (Points)	Provider Performance (%)*	Possible Points (Weight)	Provider Points Earned
No DOC Involvement		Not Eligible	5	
Community Connections		Not Eligible	4	
Positive Permanency Connections		Not Eligible	5	
HS Grad/GED/Prof or Trade Certificate/College		N/A	10/5/5/1	
Part-Time Employment with Medical Benefits		Not Eligible	10	
Living Arrangements at Discharge		Not Eligible	10	
Additional Academic Supports		Not Eligible	2	
Additional IL Skills Provision		Not Eligible	5	
Active Agency Accreditation		0%	4	0.00
Staff Clinical Licensure		0%	5	0.00
Incentives Total	8.12			0.00

*Performance calculation descriptions can be found in the FY 2019 RBWO PBP Measurements and Standards Guide.

Child Protective Services Investigations and Dispositions

The following investigations data, which is not used for scoring but is considered significant to a provider's performance, is from Georgia SHINES and is not considered final or complete until the end of the fiscal year.

Total Reports:	0	
Number Screened In:	0	
Number Screened Out:	0	
Number Substantiated:	0	
Number Unsubstantiated:	0	
Number Active CPS Investigations:	0	



Performance-Based Placement Measures RBWO Provider GA+SCORECARD - ILP/TLP


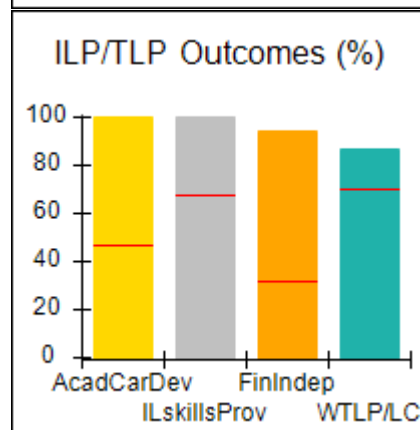
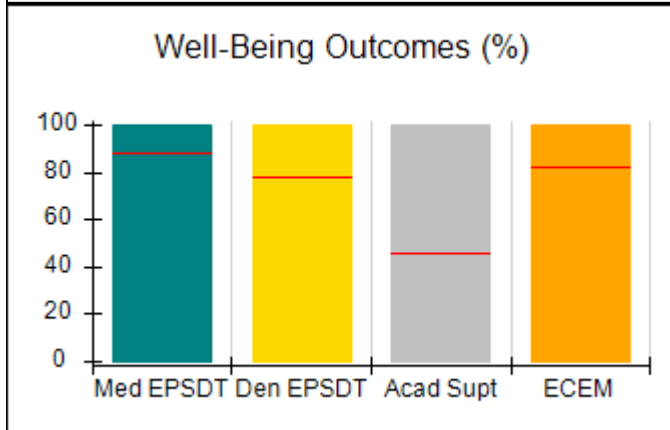
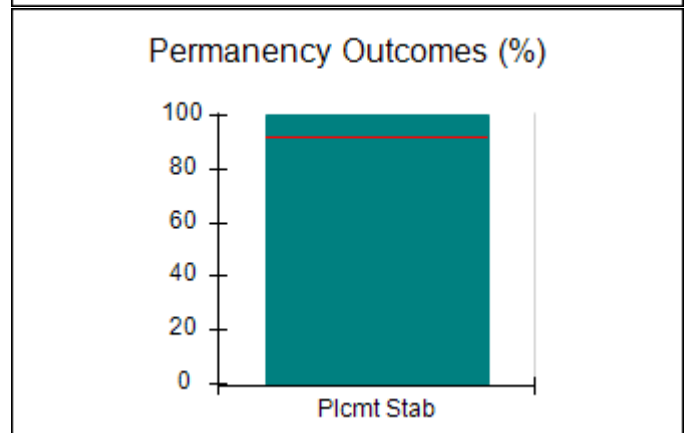
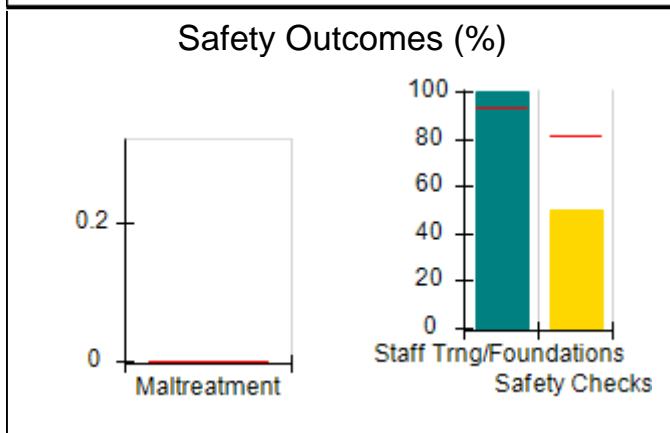
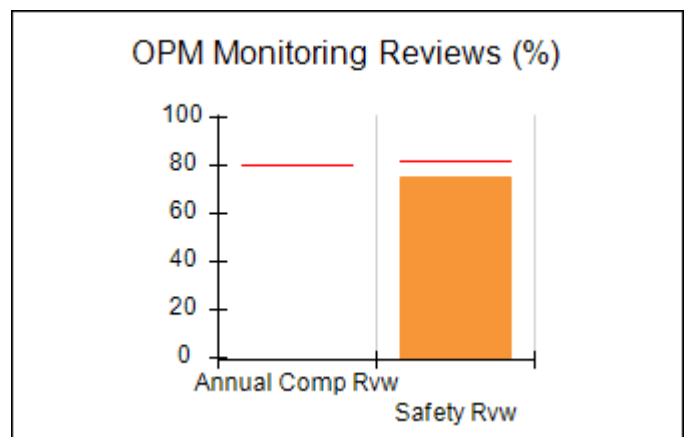
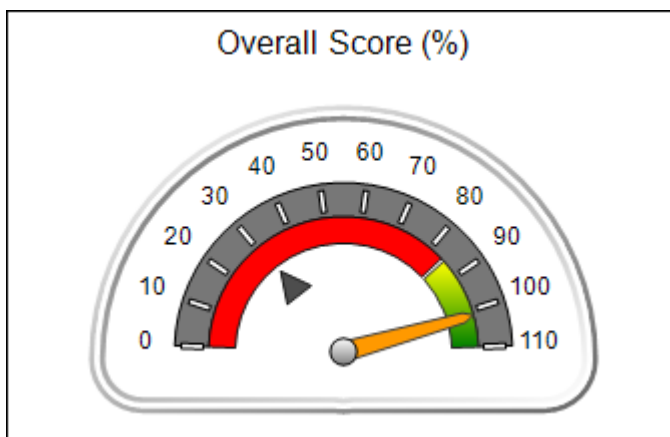
Report Quarter: Q3 FY2020

Provider/Program Name: Northern Star Transitional Independent Living - Carpenter Lane (5252) - ILP

28 Carpenter Lane, Dahlonega, GA 30533	Quarterly Scores (Grades)		Current Quarter Score (Grade)
Phone: 770-364-9319	Q1: 103.20 (A+)	Q2: 101.93 (A+)	101.47% (A+)
Vendor ID# 150681	Q3: 101.47 (A+)	Q4: N/A	
Program Census Information:	# Children in Care During Quarter: 7	# Placements During Quarter: 7	# Children in Care On Last Day: 5

Quarterly Provider Comparisons to All ILP/TLPs

▼ — indicates average for all ILP/TLPs





Performance-Based Placement Measures

RBWO Provider GA+SCORECARD - ILP/TLP

Report Quarter: Q3 FY2020

Provider/Program Name: Northern Star Transitional Independent Living - Carpenter Lane (5252) - ILP

28 Carpenter Lane, Dahlonega, GA 30533	Quarterly Scores (Grades)		Current Quarter Score (Grade)
Phone: 770-364-9319	Q1: 103.20 (A+)	Q2: 101.93 (A+)	101.47% (A+)
Vendor ID# 150681	Q3: 101.47 (A+)	Q4: N/A	

Program Census Information:	# Children in Care During Quarter: 7	# Placements During Quarter: 7	# Children in Care On Last Day: 5
-----------------------------	--------------------------------------	--------------------------------	-----------------------------------

	Avg Performance All ILP/TLPs (%)	Provider Performance (%)*	Possible Points (Weight)	Provider Points Earned
--	----------------------------------	---------------------------	--------------------------	------------------------

OPM Monitoring Reviews

Annual Comprehensive Reviews	80%	Not Yet Conducted		
Safety Reviews	82%	75%	10	7.50
Monitoring Sub-Total			10	7.50

ILP/TLP Safety Outcomes

Incidence of Maltreatment	0.00%	No Substantiated Reports	3	3.00
Staff Training/Foundations	93%	100%	5	5.00
Staff Safety Checks	81%	50%	5	2.50
Safety Sub-Total			13	10.50

ILP/TLP Permanency Outcomes

Placement Stability	92%	100%	3	3.00
Permanency Sub-Total			3	3.00

ILP/TLP Well-Being Outcomes

EPSDT Medical Visits	88%	100%	4	4.00
EPSDT Dental Visits	78%	100%	4	4.00
Academic Supports	46%	100%	2	2.00
Provider ECEM Visits	82%	100%	4	4.00
Placements with Siblings	No Data	0%	Not Scored	Not Scored
Placements within Legal County	32%	50%	Not Scored	Not Scored
Well-Being Sub-Total			14	14.00

ILP/TLP Specialty Outcomes

Academic/Career Development	47%	100%	10	10.00
Ind Living Skills Provision	68%	100%	15	15.00
Financial Independence	32%	94%	5	4.70
WTLP/Life Coach	70%	87%	15	13.05
Specialty Sub-Total			45	42.75

*Performance calculation descriptions can be found in the FY 2019 RBWO PBP Measurements and Standards Guide.

Monitoring & Outcomes: Possible Points = 85

Points Earned = 77.75



Performance-Based Placement Measures

RBWO Provider GA+SCORECARD - ILP/TLP

Report Quarter: Q3 FY2020

Score Before Incentives Credit	91.47%
Incentives Awarded	10.00 pts
PBP Verification	N/A pts
Total Score	101.47%

Provider/Program Name: Northern Star Transitional Independent Living - Carpenter Lane (5252) - ILP

Program Census Information:		# Children in Care During Quarter: 7	# Placements During Quarter: 7	# Children in Care On Last Day: 5
ILP/TLP Incentive Credits	Avg Performance All ILP/TLPs (Points)	Provider Performance (%)*	Possible Points (Weight)	Provider Points Earned
No DOC Involvement		100%	5	5.00
Community Connections		100%	4	4.00
Positive Permanency Connections		100%	5	5.00
HS Grad/GED/Prof or Trade Certificate/College		N/A	10/5/5/1	
Part-Time Employment with Medical Benefits		0%	10	0.00
Living Arrangements at Discharge		0%	10	0.00
Additional Academic Supports		25%	2	0.50
Additional IL Skills Provision		50%	5	2.50
Active Agency Accreditation		0%	4	0.00
Staff Clinical Licensure		0%	5	0.00
Incentives Total	8.12			17.00

*Performance calculation descriptions can be found in the FY 2019 RBWO PBP Measurements and Standards Guide.

Child Protective Services Investigations and Dispositions

The following investigations data, which is not used for scoring but is considered significant to a provider's performance, is from Georgia SHINES and is not considered final or complete until the end of the fiscal year.

Total Reports:	0
Number Screened In:	0
Number Screened Out:	0
Number Substantiated:	0
Number Unsubstantiated:	0
Number Active CPS Investigations:	0

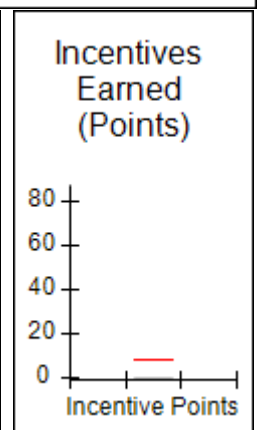
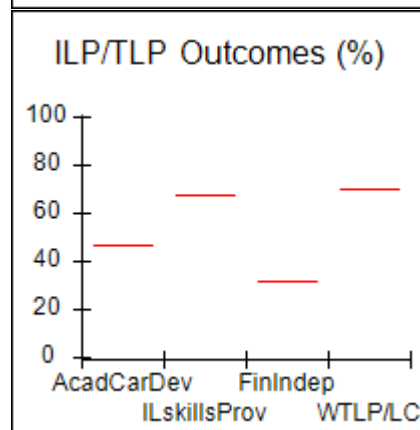
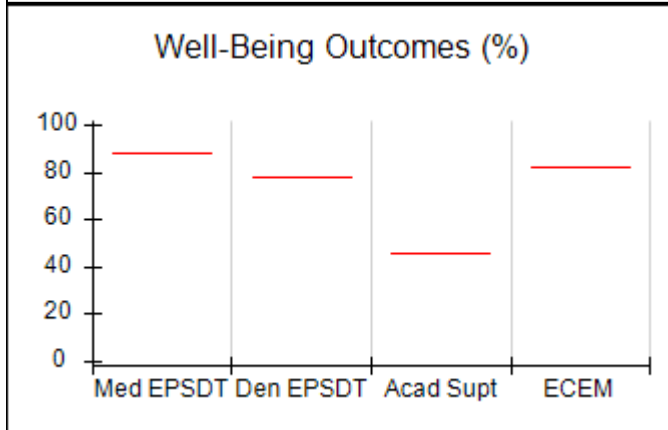
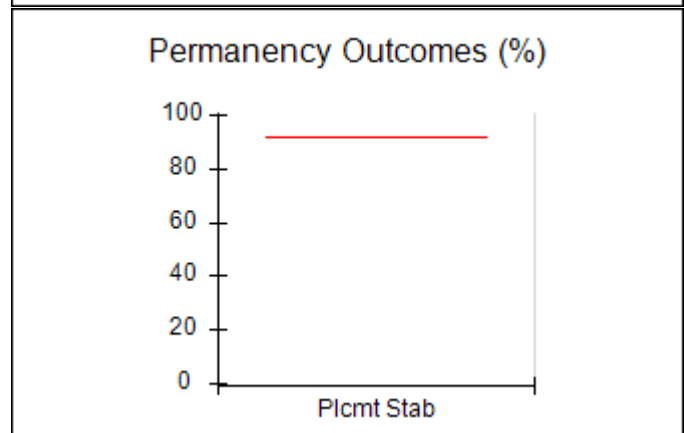
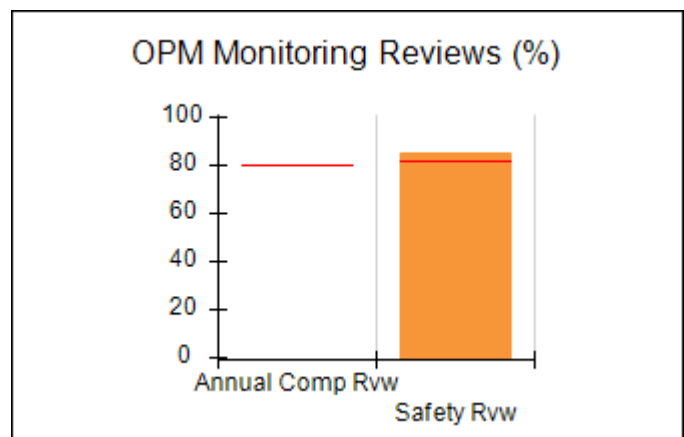
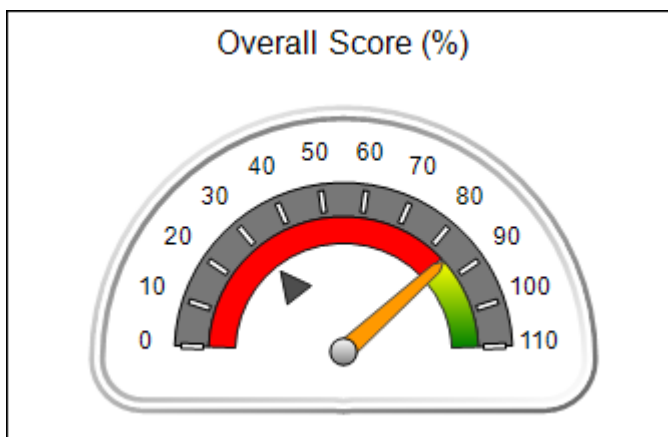


Performance-Based Placement Measures RBWO Provider GA+SCORECARD - ILP/TLP

Report Quarter: Q3 FY2020

Provider/Program Name: Northern Star Transitional Independent Living - JW Nix Rd (5406) - ILP			
298 JW Nix Rd., Dahlonega, GA 30533	Quarterly Scores (Grades)		Current Quarter Score (Grade)
Phone: 770-364-9319	Q1: 00.00 (F)	Q2: 85.00 (B)	85.00% (B)
Vendor ID# 164164	Q3: 85.00 (B)	Q4: N/A	
Program Census Information:	# Children in Care During Quarter: 0	# Placements During Quarter: 0	# Children in Care On Last Day: 0
Quarterly Provider Comparisons to All ILP/TLPs			

▼ — indicates average for all ILP/TLPs





Performance-Based Placement Measures

RBWO Provider GA+SCORECARD - ILP/TLP

Report Quarter: Q3 FY2020

Provider/Program Name: Northern Star Transitional Independent Living - JW Nix Rd (5406) - ILP				
298 JW Nix Rd., Dahlonega, GA 30533		Quarterly Scores (Grades)		Current Quarter Score (Grade)
Phone: 770-364-9319		Q1: 00.00 (F)	Q2: 85.00 (B)	85.00% (B)
Vendor ID# 164164		Q3: 85.00 (B)	Q4: N/A	
Program Census Information:		# Children in Care During Quarter: 0	# Placements During Quarter: 0	# Children in Care On Last Day: 0
	Avg Performance All ILP/TLPs (%)	Provider Performance (%)*	Possible Points (Weight)	Provider Points Earned
OPM Monitoring Reviews				
Annual Comprehensive Reviews	80%	Not Yet Conducted		
Safety Reviews	82%	85%	10	8.50
Monitoring Sub-Total			10	8.50
ILP/TLP Safety Outcomes				
Incidence of Maltreatment	0.00%	Not Eligible		
Staff Training/Foundations	93%	Not Eligible		
Staff Safety Checks	81%	Not Eligible		
Safety Sub-Total			N/A	
ILP/TLP Permanency Outcomes				
Placement Stability	92%	Not Eligible		
Permanency Sub-Total			N/A	
ILP/TLP Well-Being Outcomes				
EPSDT Medical Visits	88%	Not Eligible		
EPSDT Dental Visits	78%	Not Eligible		
Academic Supports	46%	Not Eligible		
Provider ECEM Visits	82%	Not Eligible		
Placements with Siblings	No Data	Not Eligible	Not Scored	Not Scored
Placements within Legal County	32%	Not Eligible	Not Scored	Not Scored
Well-Being Sub-Total			N/A	
ILP/TLP Specialty Outcomes				
Academic/Career Development	47%	Not Eligible		
Ind Living Skills Provision	68%	Not Eligible		
Financial Independence	32%	Not Eligible		
WTLP/Life Coach	70%	Not Eligible		
Specialty Sub-Total			N/A	
*Performance calculation descriptions can be found in the FY 2019 RBWO PBP Measurements and Standards Guide.				

Monitoring & Outcomes: Possible Points = 5

Points Earned = 08.50



Performance-Based Placement Measures

RBWO Provider GA+SCORECARD - ILP/TLP

Report Quarter: Q3 FY2020

Score Before Incentives Credit	85.00%
Incentives Awarded	00.00 pts
PBP Verification	N/A pts
Total Score	85.00%

Provider/Program Name: Northern Star Transitional Independent Living - JW Nix Rd (5406) - ILP

Program Census Information:		# Children in Care During Quarter: 0	# Placements During Quarter: 0	# Children in Care On Last Day: 0
ILP/TLP Incentive Credits	Avg Performance All ILP/TLPs (Points)	Provider Performance (%)*	Possible Points (Weight)	Provider Points Earned
No DOC Involvement		Not Eligible	5	
Community Connections		Not Eligible	4	
Positive Permanency Connections		Not Eligible	5	
HS Grad/GED/Prof or Trade Certificate/College		N/A	10/5/5/1	
Part-Time Employment with Medical Benefits		Not Eligible	10	
Living Arrangements at Discharge		Not Eligible	10	
Additional Academic Supports		Not Eligible	2	
Additional IL Skills Provision		Not Eligible	5	
Active Agency Accreditation		0%	4	0.00
Staff Clinical Licensure		0%	5	0.00
Incentives Total	8.12			0.00

*Performance calculation descriptions can be found in the FY 2019 RBWO PBP Measurements and Standards Guide.

Child Protective Services Investigations and Dispositions

The following investigations data, which is not used for scoring but is considered significant to a provider's performance, is from Georgia SHINES and is not considered final or complete until the end of the fiscal year.

Total Reports:	0
Number Screened In:	0
Number Screened Out:	0
Number Substantiated:	0
Number Unsubstantiated:	0
Number Active CPS Investigations:	0



Performance-Based Placement Measures RBWO Provider GA+SCORECARD - ILP/TLP

Report Quarter: Q3 FY2020

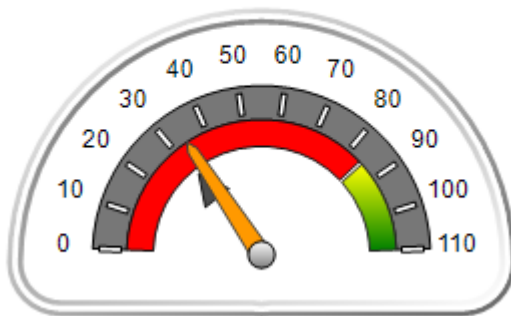
Provider/Program Name: Phoenix International, Inc. - (5256) - ILP

178 Moury Ave SW, Atlanta, GA 30315	Quarterly Scores (Grades)		Current Quarter Score (Grade)
Phone: 678-631-7473	Q1: 42.16 (F)	Q2: 40.49 (F)	34.00% (F)
Vendor ID# 153026	Q3: 34.00 (F)	Q4: N/A	
Program Census Information:	# Children in Care During Quarter: 19	# Placements During Quarter: 19	# Children in Care On Last Day: 17

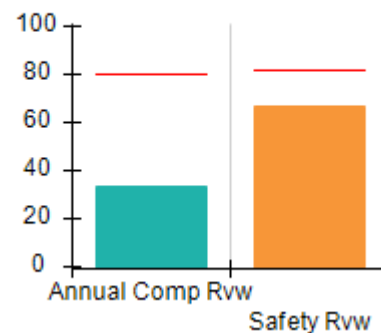
Quarterly Provider Comparisons to All ILP/TLPs

▼ — indicates average for all ILP/TLPs

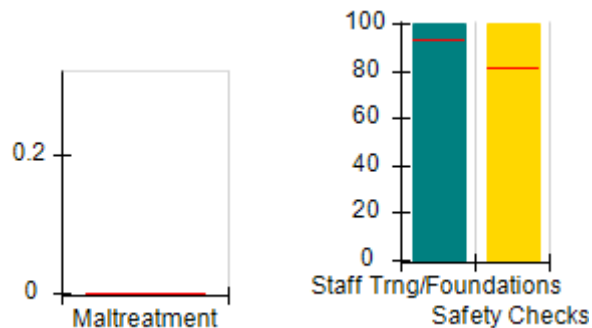
Overall Score (%)



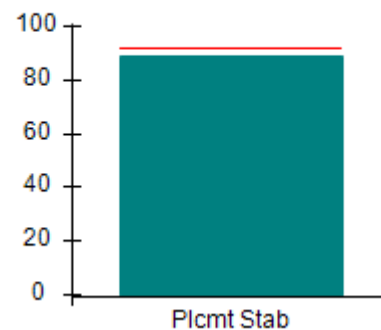
OPM Monitoring Reviews (%)



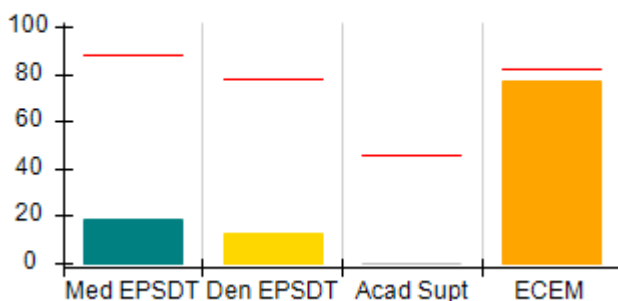
Safety Outcomes (%)



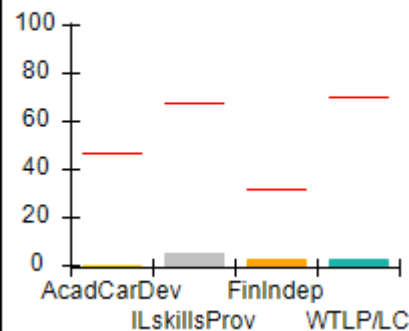
Permanency Outcomes (%)



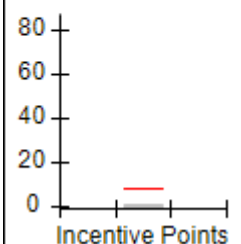
Well-Being Outcomes (%)



ILP/TLP Outcomes (%)



Incentives Earned (Points)





Performance-Based Placement Measures

RBWO Provider GA+SCORECARD - ILP/TLP

Report Quarter: Q3 FY2020

Provider/Program Name: Phoenix International, Inc. - (5256) - ILP				
178 Moury Ave SW, Atlanta, GA 30315		Quarterly Scores (Grades)		Current Quarter Score (Grade)
Phone: 678-631-7473		Q1: 42.16 (F)	Q2: 40.49 (F)	34.00% (F)
Vendor ID# 153026		Q3: 34.00 (F)	Q4: N/A	
Program Census Information:		# Children in Care During Quarter: 19	# Placements During Quarter: 19	# Children in Care On Last Day: 17
	Avg Performance All ILP/TLPs (%)	Provider Performance (%)*	Possible Points (Weight)	Provider Points Earned
OPM Monitoring Reviews				
Annual Comprehensive Reviews	80%	33%	15	5.00
Safety Reviews	82%	67%	10	6.67
Monitoring Sub-Total			25	11.67
ILP/TLP Safety Outcomes				
Incidence of Maltreatment	0.00%	No Substantiated Reports	3	3.00
Staff Training/Foundations	93%	100%	5	5.00
Staff Safety Checks	81%	100%	5	5.00
Safety Sub-Total			13	13.00
ILP/TLP Permanency Outcomes				
Placement Stability	92%	89%	3	2.67
Permanency Sub-Total			3	2.67
ILP/TLP Well-Being Outcomes				
EPSDT Medical Visits	88%	19%	4	0.76
EPSDT Dental Visits	78%	13%	4	0.52
Academic Supports	46%	0%	2	0.00
Provider ECEM Visits	82%	77%	4	3.08
Placements with Siblings	No Data	0%	Not Scored	Not Scored
Placements within Legal County	32%	100%	Not Scored	Not Scored
Well-Being Sub-Total			14	4.36
ILP/TLP Specialty Outcomes				
Academic/Career Development	47%	0%	10	0.00
Ind Living Skills Provision	68%	5%	15	0.75
Financial Independence	32%	2%	5	0.10
WTLP/Life Coach	70%	2%	15	0.30
Specialty Sub-Total			45	1.15
*Performance calculation descriptions can be found in the FY 2019 RBWO PBP Measurements and Standards Guide.				

Monitoring & Outcomes: Possible Points = 100
Points Earned = 32.85

**Performance-Based Placement Measures**
RBWO Provider GA+SCORECARD - ILP/TLP

Report Quarter: Q3 FY2020

Score Before Incentives Credit		32.85%
Incentives Awarded		01.15 pts
PBP Verification		N/A pts
Total Score		34.00%

Provider/Program Name: Phoenix International, Inc. - (5256) - ILP				
Program Census Information:		# Children in Care During Quarter: 19	# Placements During Quarter: 19	# Children in Care On Last Day: 17
ILP/TLP Incentive Credits	Avg Performance All ILP/TLPs (Points)	Provider Performance (%)*	Possible Points (Weight)	Provider Points Earned
No DOC Involvement		23%	5	1.15
Community Connections		0%	4	0.00
Positive Permanency Connections		0%	5	0.00
HS Grad/GED/Prof or Trade Certificate/College		N/A	10/5/5/1	
Part-Time Employment with Medical Benefits		0%	10	0.00
Living Arrangements at Discharge		0%	10	0.00
Additional Academic Supports		0%	2	0.00
Additional IL Skills Provision		0%	5	0.00
Active Agency Accreditation		0%	4	0.00
Staff Clinical Licensure		0%	5	0.00
Incentives Total	8.12			1.15

*Performance calculation descriptions can be found in the FY 2019 RBWO PBP Measurements and Standards Guide.

Child Protective Services Investigations and Dispositions		
The following investigations data, which is not used for scoring but is considered significant to a provider's performance, is from Georgia SHINES and is not considered final or complete until the end of the fiscal year.		
Total Reports:	0	
Number Screened In:	0	
Number Screened Out:	0	
Number Substantiated:	0	
Number Unsubstantiated:	0	
Number Active CPS Investigations:	0	



Performance-Based Placement Measures

RBWO Provider GA+SCORECARD - ILP/TLP

Report Quarter: Q3 FY2020

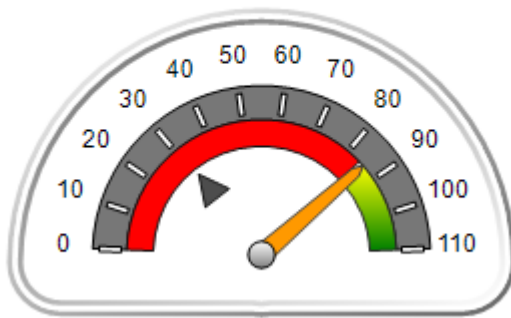
Provider/Program Name: Positive Growth - Clarkston ILP (5239) - ILP

977 Smith St., Clarkston, GA 30021	Quarterly Scores (Grades)		Current Quarter Score (Grade)
Phone: 404-292-6420	Q1: 37.07 (F)	Q2: 42.07 (F)	85.53% (B)
Vendor ID# 143219	Q3: 85.53 (B)	Q4: N/A	
Program Census Information:	# Children in Care During Quarter: 1	# Placements During Quarter: 1	# Children in Care On Last Day: 1

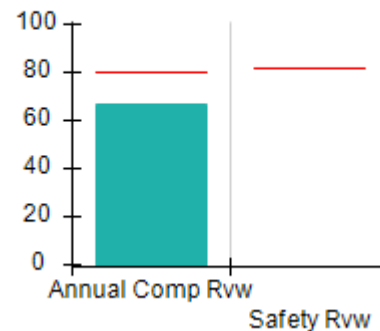
Quarterly Provider Comparisons to All ILP/TLPs

▼ — indicates average for all ILP/TLPs

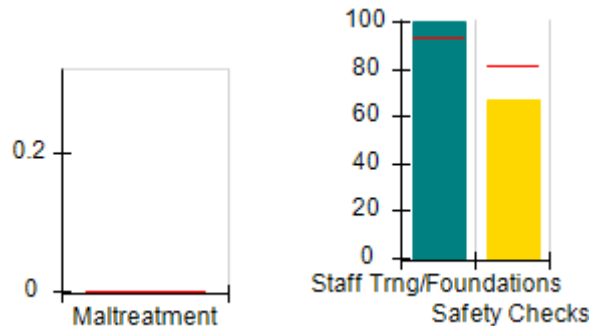
Overall Score (%)



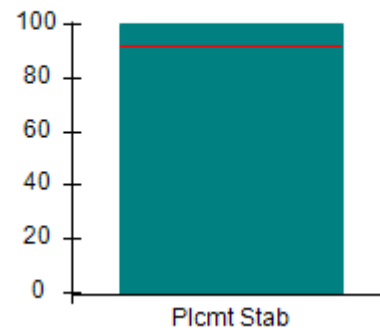
OPM Monitoring Reviews (%)



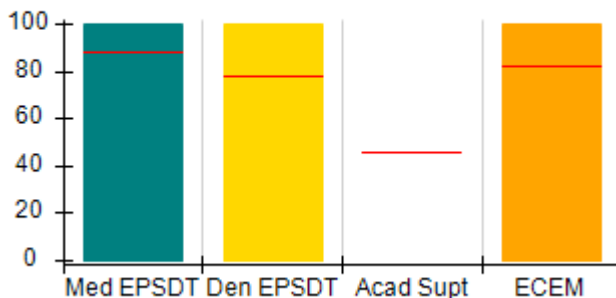
Safety Outcomes (%)



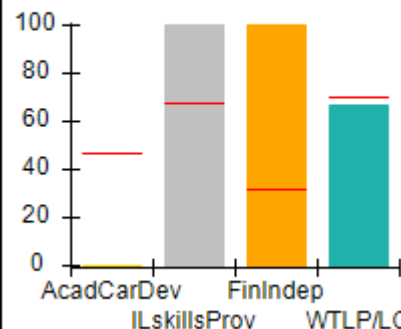
Permanency Outcomes (%)



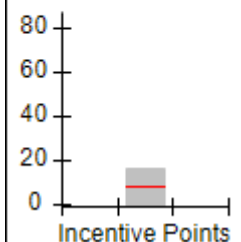
Well-Being Outcomes (%)



ILP/TLP Outcomes (%)



Incentives Earned (Points)





Performance-Based Placement Measures

RBWO Provider GA+SCORECARD - ILP/TLP

Report Quarter: Q3 FY2020

Provider/Program Name: Positive Growth - Clarkston ILP (5239) - ILP				
977 Smith St., Clarkston, GA 30021		Quarterly Scores (Grades)		Current Quarter Score (Grade)
Phone: 404-292-6420		Q1: 37.07 (F)	Q2: 42.07 (F)	85.53% (B)
Vendor ID# 143219		Q3: 85.53 (B)	Q4: N/A	
Program Census Information:		# Children in Care During Quarter: 1	# Placements During Quarter: 1	# Children in Care On Last Day: 1
	Avg Performance All ILP/TLPs (%)	Provider Performance (%)*	Possible Points (Weight)	Provider Points Earned
OPM Monitoring Reviews				
Annual Comprehensive Reviews	80%	67%	15	10.07
Safety Reviews	82%	Not Yet Conducted		
Monitoring Sub-Total			15	10.07
ILP/TLP Safety Outcomes				
Incidence of Maltreatment	0.00%	Not Eligible		
Staff Training/Foundations	93%	100%	6.5	6.50
Staff Safety Checks	81%	67%	6.5	4.36
Safety Sub-Total			13	10.86
ILP/TLP Permanency Outcomes				
Placement Stability	92%	100%	3	3.00
Permanency Sub-Total			3	3.00
ILP/TLP Well-Being Outcomes				
EPSDT Medical Visits	88%	100%	4.7	4.67
EPSDT Dental Visits	78%	100%	4.7	4.67
Academic Supports	46%	Not Eligible		
Provider ECEM Visits	82%	100%	4.7	4.67
Placements with Siblings	No Data	Not Eligible	Not Scored	Not Scored
Placements within Legal County	32%	Not Eligible	Not Scored	Not Scored
Well-Being Sub-Total			14	14.00
ILP/TLP Specialty Outcomes				
Academic/Career Development	47%	0%	10	0.00
Ind Living Skills Provision	68%	100%	15	15.00
Financial Independence	32%	100%	5	5.00
WTLP/Life Coach	70%	67%	15	10.05
Specialty Sub-Total			45	30.05
*Performance calculation descriptions can be found in the FY 2019 RBWO PBP Measurements and Standards Guide.				
Monitoring & Outcomes: Possible Points = 95			Points Earned = 67.97	
Score Before Incentives Credit				75.53%



Performance-Based Placement Measures

RBWO Provider GA+SCORECARD - ILP/TLP

Report Quarter: Q3 FY2020

Incentives Awarded	10.00 pts
PBP Verification	N/A pts
Total Score	85.53%

Provider/Program Name: Positive Growth - Clarkston ILP (5239) - ILP

Program Census Information:		# Children in Care During Quarter: 1	# Placements During Quarter: 1	# Children in Care On Last Day: 1
ILP/TLP Incentive Credits	Avg Performance All ILP/TLPs (Points)	Provider Performance (%)*	Possible Points (Weight)	Provider Points Earned
No DOC Involvement		100%	5	5.00
Community Connections		100%	4	4.00
Positive Permanency Connections		100%	5	5.00
HS Grad/GED/Prof or Trade Certificate/College		N/A	10/5/5/1	
Part-Time Employment with Medical Benefits		Not Eligible	10	
Living Arrangements at Discharge		Not Eligible	10	
Additional Academic Supports		Not Eligible	2	
Additional IL Skills Provision		0%	5	0.00
Active Agency Accreditation		50%	4	2.00
Staff Clinical Licensure		0%	5	0.00
Incentives Total	8.12			16.00

*Performance calculation descriptions can be found in the FY 2019 RBWO PBP Measurements and Standards Guide.

Child Protective Services Investigations and Dispositions

The following investigations data, which is not used for scoring but is considered significant to a provider's performance, is from Georgia SHINES and is not considered final or complete until the end of the fiscal year.

Total Reports:	0	
Number Screened In:	0	
Number Screened Out:	0	
Number Substantiated:	0	
Number Unsubstantiated:	0	
Number Active CPS Investigations:	0	

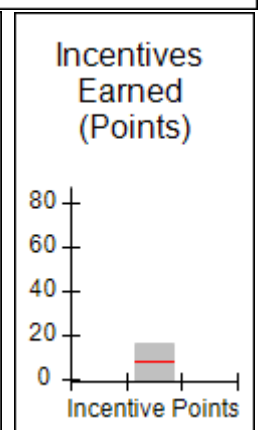
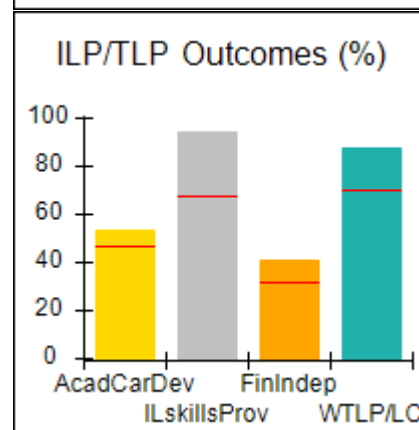
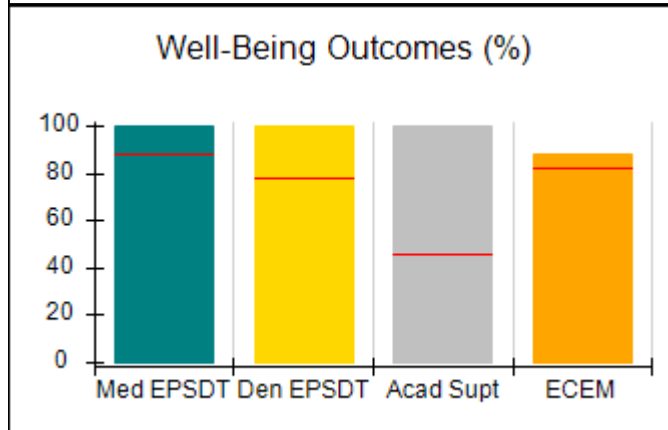
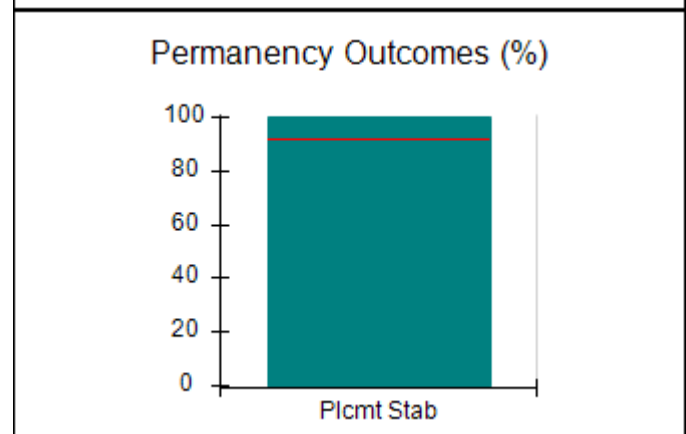
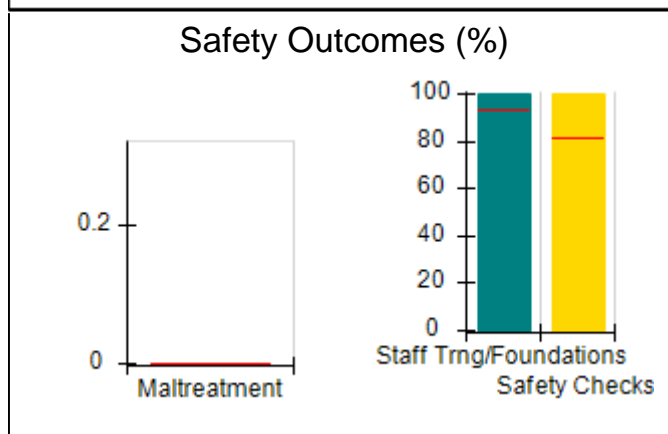
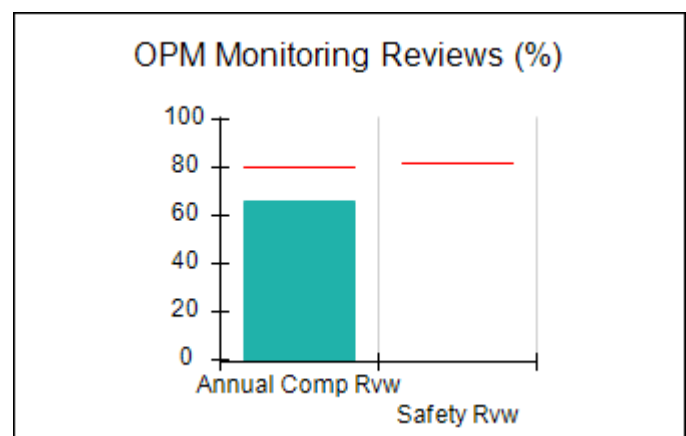
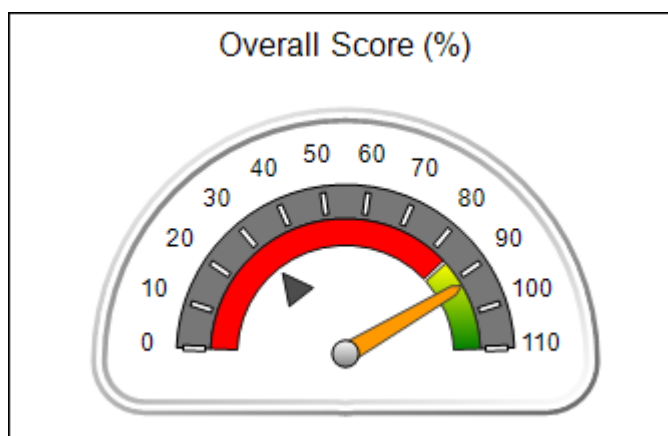


Performance-Based Placement Measures RBWO Provider GA+SCORECARD - ILP/TLP

Report Quarter: Q3 FY2020

Provider/Program Name: Positive Growth - Ponce de Leon Ave. II (955) - TLP			
4050 E Ponce de Leon Avenue, Clarkston, GA 30021	Quarterly Scores (Grades)		Current Quarter Score (Grade)
Phone: 404 292-6420	Q1: 53.18 (F)	Q2: 64.16 (D)	92.35% (A-)
Vendor ID# 71783	Q3: 92.35 (A-)	Q4: N/A	
Program Census Information:	# Children in Care During Quarter: 7	# Placements During Quarter: 7	# Children in Care On Last Day: 6
Quarterly Provider Comparisons to All ILP/TLPs			

▼ — indicates average for all ILP/TLPs





Performance-Based Placement Measures

RBWO Provider GA+SCORECARD - ILP/TLP

Report Quarter: Q3 FY2020

Provider/Program Name: Positive Growth - Ponce de Leon Ave. II (955) - TLP				
4050 E Ponce de Leon Avenue, Clarkston, GA 30021		Quarterly Scores (Grades)		Current Quarter Score (Grade)
Phone: 404 292-6420		Q1: 53.18 (F)	Q2: 64.16 (D)	92.35% (A-)
Vendor ID# 71783		Q3: 92.35 (A-)	Q4: N/A	
Program Census Information:		# Children in Care During Quarter: 7	# Placements During Quarter: 7	# Children in Care On Last Day: 6
	Avg Performance All ILP/TLPs (%)	Provider Performance (%)*	Possible Points (Weight)	Provider Points Earned
OPM Monitoring Reviews				
Annual Comprehensive Reviews	80%	66%	15	9.94
Safety Reviews	82%	Not Yet Conducted		
Monitoring Sub-Total			15	9.94
ILP/TLP Safety Outcomes				
Incidence of Maltreatment	0.00%	No Substantiated Reports	3	3.00
Staff Training/Foundations	93%	100%	5	5.00
Staff Safety Checks	81%	100%	5	5.00
Safety Sub-Total			13	13.00
ILP/TLP Permanency Outcomes				
Placement Stability	92%	100%	3	3.00
Permanency Sub-Total			3	3.00
ILP/TLP Well-Being Outcomes				
EPSDT Medical Visits	88%	100%	4	4.00
EPSDT Dental Visits	78%	100%	4	4.00
Academic Supports	46%	100%	2	2.00
Provider ECEM Visits	82%	88%	4	3.52
Placements with Siblings	No Data	0%	Not Scored	Not Scored
Placements within Legal County	32%	0%	Not Scored	Not Scored
Well-Being Sub-Total			14	13.52
ILP/TLP Specialty Outcomes				
Academic/Career Development	47%	53%	10	5.30
Ind Living Skills Provision	68%	94%	15	14.10
Financial Independence	32%	41%	5	2.05
WTLP/Life Coach	70%	88%	15	13.20
Specialty Sub-Total			45	34.65
*Performance calculation descriptions can be found in the FY 2019 RBWO PBP Measurements and Standards Guide.				

Monitoring & Outcomes: Possible Points = 95
Points Earned = 74.11



Performance-Based Placement Measures

RBWO Provider GA+SCORECARD - ILP/TLP

Report Quarter: Q3 FY2020

Score Before Incentives Credit	82.35%
Incentives Awarded	10.00 pts
PBP Verification	N/A pts
Total Score	92.35%

Provider/Program Name: Positive Growth - Ponce de Leon Ave. II (955) - TLP				
Program Census Information:		# Children in Care During Quarter: 7	# Placements During Quarter: 7	# Children in Care On Last Day: 6
ILP/TLP Incentive Credits	Avg Performance All ILP/TLPs (Points)	Provider Performance (%)*	Possible Points (Weight)	Provider Points Earned
No DOC Involvement		59%	5	2.95
Community Connections		100%	4	4.00
Positive Permanency Connections		100%	5	5.00
HS Grad/GED/Prof or Trade Certificate/College		N/A	10/5/5/1	
Part-Time Employment with Medical Benefits		0%	10	0.00
Living Arrangements at Discharge		0%	10	0.00
Additional Academic Supports		100%	2	2.00
Additional IL Skills Provision		0%	5	0.00
Active Agency Accreditation		50%	4	2.00
Staff Clinical Licensure		0%	5	0.00
Incentives Total	8.12			15.95

*Performance calculation descriptions can be found in the FY 2019 RBWO PBP Measurements and Standards Guide.

Child Protective Services Investigations and Dispositions		
The following investigations data, which is not used for scoring but is considered significant to a provider's performance, is from Georgia SHINES and is not considered final or complete until the end of the fiscal year.		
Total Reports:	0	
Number Screened In:	0	
Number Screened Out:	0	
Number Substantiated:	0	
Number Unsubstantiated:	0	
Number Active CPS Investigations:	0	



Performance-Based Placement Measures RBWO Provider GA+SCORECARD - ILP/TLP

Report Quarter: Q3 FY2020

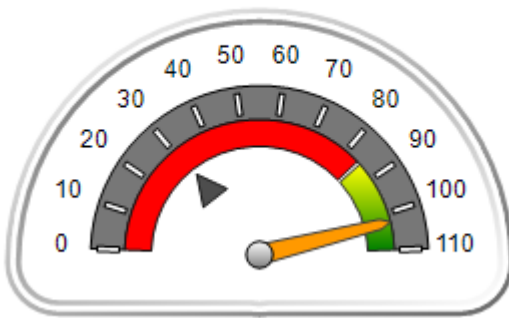
Provider/Program Name: R & R Global, LLC - (5418) - ILP

337 S. Milledge Ave., Athens, GA 30605	Quarterly Scores (Grades)		Current Quarter Score (Grade)
Phone: 678-481-4770	Q1: (N/A)	Q2: 80.69 (B-)	102.47% (A+)
Vendor ID# 166376	Q3: 102.47 (A+)	Q4: N/A	
Program Census Information:	# Children in Care During Quarter: 1	# Placements During Quarter: 1	# Children in Care On Last Day: 0

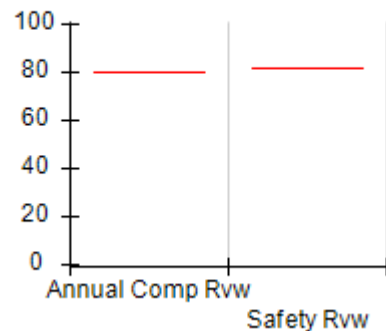
Quarterly Provider Comparisons to All ILP/TLPs

▼ — indicates average for all ILP/TLPs

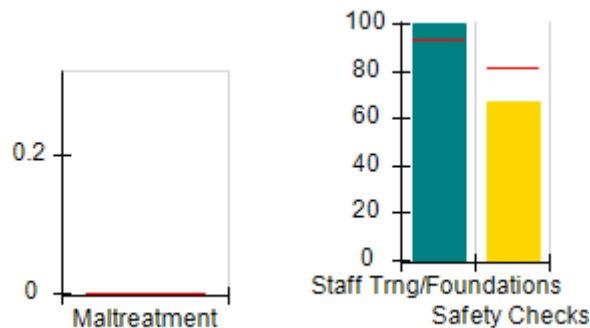
Overall Score (%)



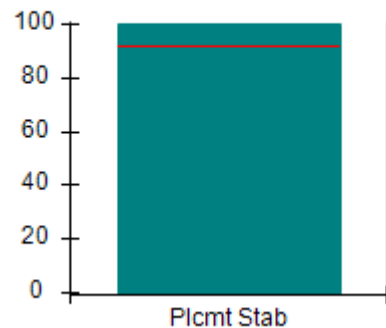
OPM Monitoring Reviews (%)



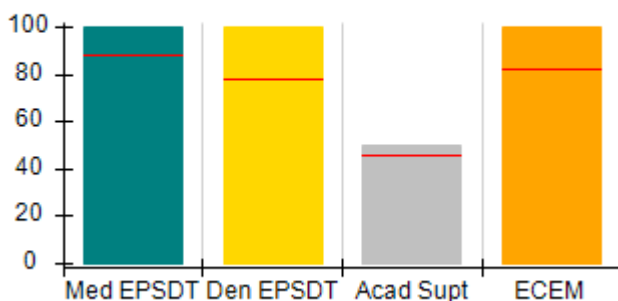
Safety Outcomes (%)



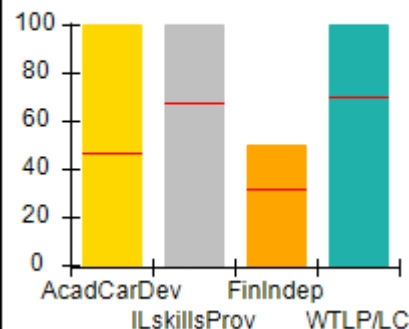
Permanency Outcomes (%)



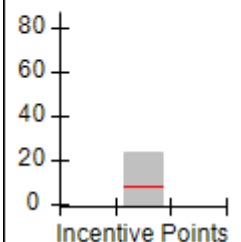
Well-Being Outcomes (%)



ILP/TLP Outcomes (%)



Incentives Earned (Points)





Performance-Based Placement Measures

RBWO Provider GA+SCORECARD - ILP/TLP

Report Quarter: Q3 FY2020

Provider/Program Name: R & R Global, LLC - (5418) - ILP				
337 S. Milledge Ave., Athens, GA 30605		Quarterly Scores (Grades)		Current Quarter Score (Grade)
Phone: 678-481-4770		Q1: (N/A)	Q2: 80.69 (B-)	102.47% (A+)
Vendor ID# 166376		Q3: 102.47 (A+)	Q4: N/A	
Program Census Information:		# Children in Care During Quarter: 1	# Placements During Quarter: 1	# Children in Care On Last Day: 0
	Avg Performance All ILP/TLPs (%)	Provider Performance (%)*	Possible Points (Weight)	Provider Points Earned
OPM Monitoring Reviews				
Annual Comprehensive Reviews	80%	Not Yet Conducted		
Safety Reviews	82%	Not Yet Conducted		
Monitoring Sub-Total				0.00
ILP/TLP Safety Outcomes				
Incidence of Maltreatment	0.00%	Not Eligible		
Staff Training/Foundations	93%	100%	6.5	6.50
Staff Safety Checks	81%	67%	6.5	4.36
Safety Sub-Total			13	10.86
ILP/TLP Permanency Outcomes				
Placement Stability	92%	100%	3	3.00
Permanency Sub-Total			3	3.00
ILP/TLP Well-Being Outcomes				
EPSDT Medical Visits	88%	100%	4	4.00
EPSDT Dental Visits	78%	100%	4	4.00
Academic Supports	46%	50%	2	1.00
Provider ECEM Visits	82%	100%	4	4.00
Placements with Siblings	No Data	Not Eligible	Not Scored	Not Scored
Placements within Legal County	32%	Not Eligible	Not Scored	Not Scored
Well-Being Sub-Total			14	13.00
ILP/TLP Specialty Outcomes				
Academic/Career Development	47%	100%	10	10.00
Ind Living Skills Provision	68%	100%	15	15.00
Financial Independence	32%	50%	5	2.50
WTLP/Life Coach	70%	100%	15	15.00
Specialty Sub-Total			45	42.50
*Performance calculation descriptions can be found in the FY 2019 RBWO PBP Measurements and Standards Guide.				
Monitoring & Outcomes: Possible Points = 80			Points Earned = 69.36	
Score Before Incentives Credit				92.47%

**Performance-Based Placement Measures**
RBWO Provider GA+SCORECARD - ILP/TLP

Report Quarter: Q3 FY2020

Incentives Awarded	10.00 pts
PBP Verification	N/A pts
Total Score	102.47%

Provider/Program Name: R & R Global, LLC - (5418) - ILP

Program Census Information:		# Children in Care During Quarter: 1	# Placements During Quarter: 1	# Children in Care On Last Day: 0
ILP/TLP Incentive Credits	Avg Performance All ILP/TLPs (Points)	Provider Performance (%)*	Possible Points (Weight)	Provider Points Earned
No DOC Involvement		50%	5	2.50
Community Connections		Not Eligible	4	
Positive Permanency Connections		100%	5	5.00
HS Grad/GED/Prof or Trade Certificate/College		N/A	10/5/5/1	
Part-Time Employment with Medical Benefits		100%	10	10.00
Living Arrangements at Discharge		0%	10	0.00
Additional Academic Supports		0%	2	0.00
Additional IL Skills Provision		100%	5	5.00
Active Agency Accreditation		0%	4	0.00
Staff Clinical Licensure		20%	5	1.00
Incentives Total	8.12			23.50

*Performance calculation descriptions can be found in the FY 2019 RBWO PBP Measurements and Standards Guide.

Child Protective Services Investigations and Dispositions

The following investigations data, which is not used for scoring but is considered significant to a provider's performance, is from Georgia SHINES and is not considered final or complete until the end of the fiscal year.

Total Reports:	0	
Number Screened In:	0	
Number Screened Out:	0	
Number Substantiated:	0	
Number Unsubstantiated:	0	
Number Active CPS Investigations:	0	



Performance-Based Placement Measures RBWO Provider GA+SCORECARD - ILP/TLP

Report Quarter: Q3 FY2020

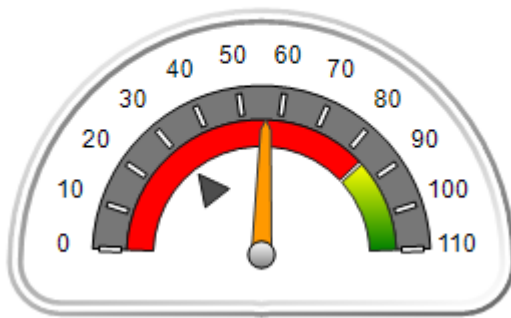
Provider/Program Name: Reaching Clarity, Inc. - (5329) - ILP

1371 Kimberly Way, Atlanta, GA 30331	Quarterly Scores (Grades)		Current Quarter Score (Grade)
Phone: 678-834-9107	Q1: 50.46 (F)	Q2: 69.51 (D+)	56.16% (F)
Vendor ID# 156337	Q3: 56.16 (F)	Q4: N/A	
Program Census Information:	# Children in Care During Quarter: 3	# Placements During Quarter: 3	# Children in Care On Last Day: 3

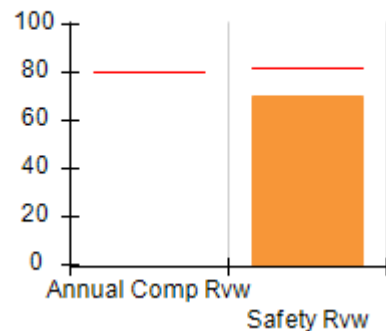
Quarterly Provider Comparisons to All ILP/TLPs

▼ — indicates average for all ILP/TLPs

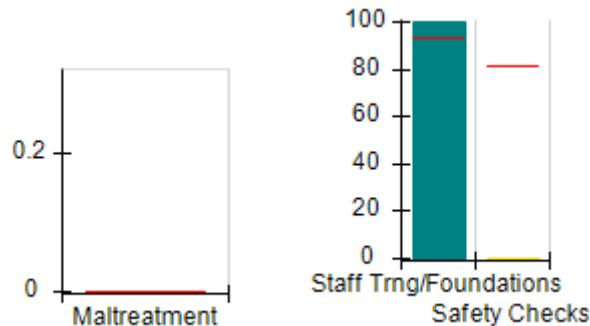
Overall Score (%)



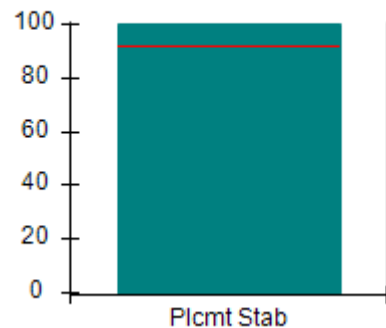
OPM Monitoring Reviews (%)



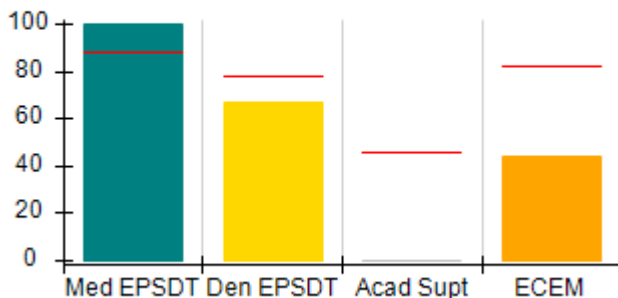
Safety Outcomes (%)



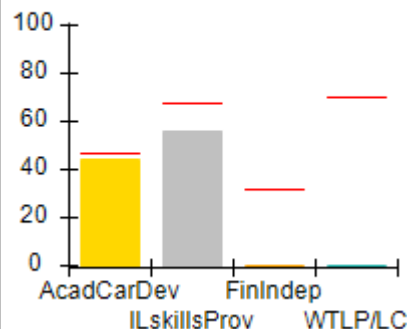
Permanency Outcomes (%)



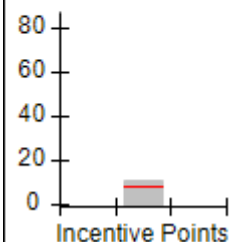
Well-Being Outcomes (%)



ILP/TLP Outcomes (%)



Incentives Earned (Points)





Performance-Based Placement Measures

RBWO Provider GA+SCORECARD - ILP/TLP

Report Quarter: Q3 FY2020

Provider/Program Name: Reaching Clarity, Inc. - (5329) - ILP				
1371 Kimberly Way, Atlanta, GA 30331	Quarterly Scores (Grades)			Current Quarter Score (Grade)
Phone: 678-834-9107	Q1: 50.46 (F)	Q2: 69.51 (D+)	56.16% (F)	
Vendor ID# 156337	Q3: 56.16 (F)	Q4: N/A		
Program Census Information:	# Children in Care During Quarter: 3	# Placements During Quarter: 3	# Children in Care On Last Day: 3	
	Avg Performance All ILP/TLPs (%)	Provider Performance (%)*	Possible Points (Weight)	Provider Points Earned
OPM Monitoring Reviews				
Annual Comprehensive Reviews	80%	Not Yet Conducted		
Safety Reviews	82%	70%	10	7.00
Monitoring Sub-Total			10	7.00
ILP/TLP Safety Outcomes				
Incidence of Maltreatment	0.00%	No Substantiated Reports	3	3.00
Staff Training/Foundations	93%	100%	5	5.00
Staff Safety Checks	81%	0%	5	0.00
Safety Sub-Total			13	8.00
ILP/TLP Permanency Outcomes				
Placement Stability	92%	100%	3	3.00
Permanency Sub-Total			3	3.00
ILP/TLP Well-Being Outcomes				
EPSDT Medical Visits	88%	100%	4	4.00
EPSDT Dental Visits	78%	67%	4	2.68
Academic Supports	46%	0%	2	0.00
Provider ECEM Visits	82%	44%	4	1.76
Placements with Siblings	No Data	Not Eligible	Not Scored	Not Scored
Placements within Legal County	32%	Not Eligible	Not Scored	Not Scored
Well-Being Sub-Total			14	8.44
ILP/TLP Specialty Outcomes				
Academic/Career Development	47%	44%	10	4.40
Ind Living Skills Provision	68%	56%	15	8.40
Financial Independence	32%	0%	5	0.00
WTLP/Life Coach	70%	0%	15	0.00
Specialty Sub-Total			45	12.80
*Performance calculation descriptions can be found in the FY 2019 RBWO PBP Measurements and Standards Guide.				

Monitoring & Outcomes: Possible Points = 85

Points Earned = 39.24



Performance-Based Placement Measures

RBWO Provider GA+SCORECARD - ILP/TLP

Report Quarter: Q3 FY2020

Score Before Incentives Credit	46.16%
Incentives Awarded	10.00 pts
PBP Verification	N/A pts
Total Score	56.16%

Provider/Program Name: Reaching Clarity, Inc. - (5329) - ILP				
Program Census Information:		# Children in Care During Quarter: 3	# Placements During Quarter: 3	# Children in Care On Last Day: 3
ILP/TLP Incentive Credits	Avg Performance All ILP/TLPs (Points)	Provider Performance (%)*	Possible Points (Weight)	Provider Points Earned
No DOC Involvement		0%	5	0.00
Community Connections		100%	4	4.00
Positive Permanency Connections		33%	5	1.65
HS Grad/GED/Prof or Trade Certificate/College		N/A	10/5/5/1	5.00
Part-Time Employment with Medical Benefits		Not Eligible	10	
Living Arrangements at Discharge		Not Eligible	10	
Additional Academic Supports		0%	2	0.00
Additional IL Skills Provision		0%	5	0.00
Active Agency Accreditation		0%	4	0.00
Staff Clinical Licensure		0%	5	0.00
Incentives Total	8.12			10.65

*Performance calculation descriptions can be found in the FY 2019 RBWO PBP Measurements and Standards Guide.

Child Protective Services Investigations and Dispositions		
The following investigations data, which is not used for scoring but is considered significant to a provider's performance, is from Georgia SHINES and is not considered final or complete until the end of the fiscal year.		
Total Reports:	0	
Number Screened In:	0	
Number Screened Out:	0	
Number Substantiated:	0	
Number Unsubstantiated:	0	
Number Active CPS Investigations:	0	



Performance-Based Placement Measures RBWO Provider GA+SCORECARD - ILP/TLP

Report Quarter: Q3 FY2020

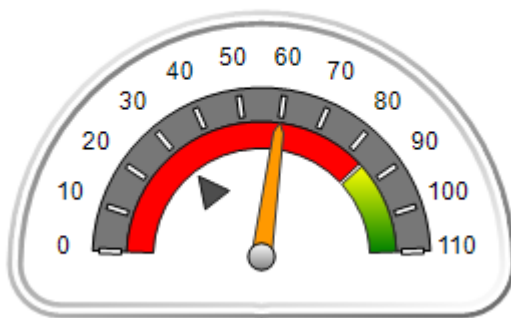
Provider/Program Name: Riley's Village Inc. - (5419) - ILP

202 Bradley Street , Carrollton, GA 30117	Quarterly Scores (Grades)		Current Quarter Score (Grade)
Phone: 770-743-7720	Q1: (N/A)	Q2: 50.00 (F)	59.86% (F)
Vendor ID# 166576	Q3: 59.86 (F)	Q4: N/A	
Program Census Information:	# Children in Care During Quarter: 2	# Placements During Quarter: 2	# Children in Care On Last Day: 1

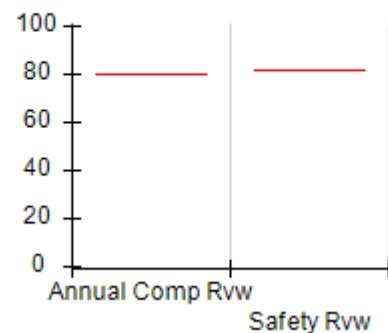
Quarterly Provider Comparisons to All ILP/TLPs

▼ — indicates average for all ILP/TLPs

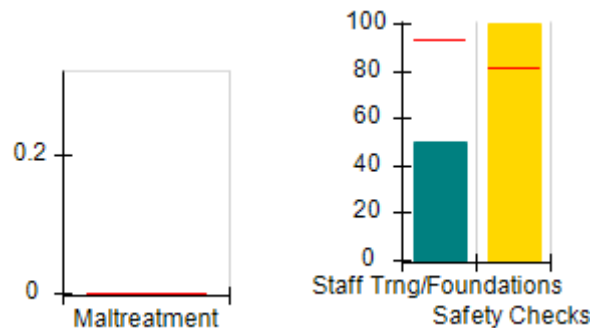
Overall Score (%)



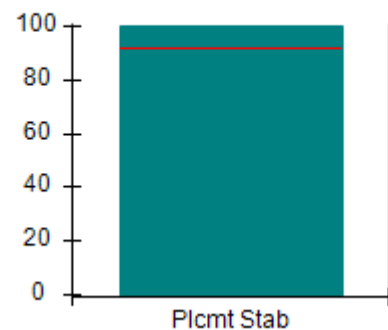
OPM Monitoring Reviews (%)



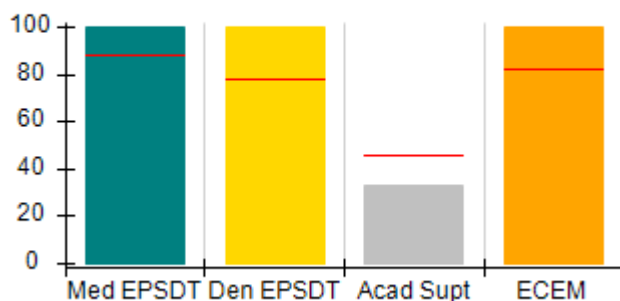
Safety Outcomes (%)



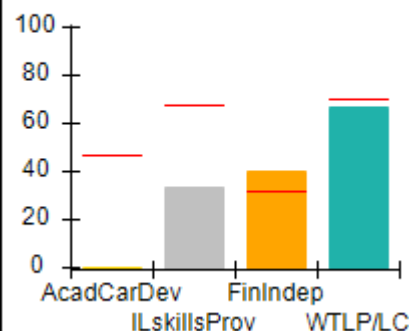
Permanency Outcomes (%)



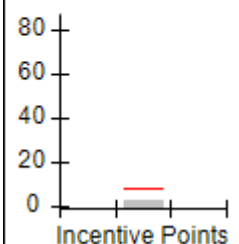
Well-Being Outcomes (%)



ILP/TLP Outcomes (%)



Incentives Earned (Points)





Performance-Based Placement Measures

RBWO Provider GA+SCORECARD - ILP/TLP

Report Quarter: Q3 FY2020

Provider/Program Name: Riley's Village Inc. - (5419) - ILP				
202 Bradley Street , Carrollton, GA 30117		Quarterly Scores (Grades)		Current Quarter Score (Grade)
Phone: 770-743-7720		Q1: (N/A)	Q2: 50.00 (F)	59.86% (F)
Vendor ID# 166576		Q3: 59.86 (F)	Q4: N/A	
Program Census Information:		# Children in Care During Quarter: 2	# Placements During Quarter: 2	# Children in Care On Last Day: 1
	Avg Performance All ILP/TLPs (%)	Provider Performance (%)*	Possible Points (Weight)	Provider Points Earned
OPM Monitoring Reviews				
Annual Comprehensive Reviews	80%	Not Yet Conducted		
Safety Reviews	82%	Not Yet Conducted		
Monitoring Sub-Total				0.00
ILP/TLP Safety Outcomes				
Incidence of Maltreatment	0.00%	No Substantiated Reports	3	3.00
Staff Training/Foundations	93%	50%	5	2.50
Staff Safety Checks	81%	100%	5	5.00
Safety Sub-Total			13	10.50
ILP/TLP Permanency Outcomes				
Placement Stability	92%	100%	3	3.00
Permanency Sub-Total			3	3.00
ILP/TLP Well-Being Outcomes				
EPSDT Medical Visits	88%	100%	4	4.00
EPSDT Dental Visits	78%	100%	4	4.00
Academic Supports	46%	33%	2	0.66
Provider ECEM Visits	82%	100%	4	4.00
Placements with Siblings	No Data	Not Eligible	Not Scored	Not Scored
Placements within Legal County	32%	100%	Not Scored	Not Scored
Well-Being Sub-Total			14	12.66
ILP/TLP Specialty Outcomes				
Academic/Career Development	47%	0%	10	0.00
Ind Living Skills Provision	68%	33%	15	4.95
Financial Independence	32%	40%	5	2.00
WTLP/Life Coach	70%	67%	15	10.05
Specialty Sub-Total			45	17.00
*Performance calculation descriptions can be found in the FY 2019 RBWO PBP Measurements and Standards Guide.				

Monitoring & Outcomes: Possible Points = 80

Points Earned = 43.16



Performance-Based Placement Measures

RBWO Provider GA+SCORECARD - ILP/TLP

Report Quarter: Q3 FY2020

Score Before Incentives Credit	57.55%
Incentives Awarded	02.31 pts
PBP Verification	N/A pts
Total Score	59.86%

Provider/Program Name: Riley's Village Inc. - (5419) - ILP				
Program Census Information:		# Children in Care During Quarter: 2	# Placements During Quarter: 2	# Children in Care On Last Day: 1
ILP/TLP Incentive Credits	Avg Performance All ILP/TLPs (Points)	Provider Performance (%)*	Possible Points (Weight)	Provider Points Earned
No DOC Involvement		0%	5	0.00
Community Connections		Not Eligible	4	
Positive Permanency Connections		Not Eligible	5	
HS Grad/GED/Prof or Trade Certificate/College		N/A	10/5/5/1	
Part-Time Employment with Medical Benefits		0%	10	0.00
Living Arrangements at Discharge		0%	10	0.00
Additional Academic Supports		33%	2	0.66
Additional IL Skills Provision		33%	5	1.65
Active Agency Accreditation		0%	4	0.00
Staff Clinical Licensure		0%	5	0.00
Incentives Total	8.12			2.31

*Performance calculation descriptions can be found in the FY 2019 RBWO PBP Measurements and Standards Guide.

Child Protective Services Investigations and Dispositions		
The following investigations data, which is not used for scoring but is considered significant to a provider's performance, is from Georgia SHINES and is not considered final or complete until the end of the fiscal year.		
Total Reports:	0	
Number Screened In:	0	
Number Screened Out:	0	
Number Substantiated:	0	
Number Unsubstantiated:	0	
Number Active CPS Investigations:	0	



Performance-Based Placement Measures RBWO Provider GA+SCORECARD - ILP/TLP

Report Quarter: Q3 FY2020

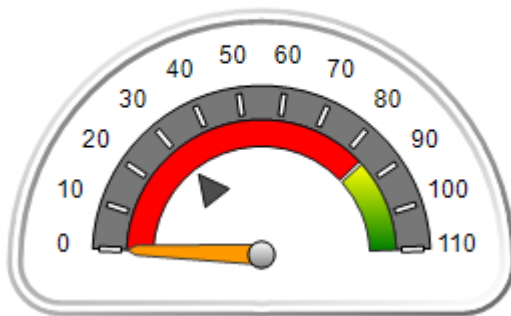
Provider/Program Name: RMB Hospitality - Chase Lake Dr. (5408) - ILP

100 Chase Lake Dr., Jonesboro, GA 30236	Quarterly Scores (Grades)		Current Quarter Score (Grade)
Phone: 678-830-9345	Q1: 00.00 (F)	Q2: 00.00 (F)	00.00% (F)
Vendor ID# 164099	Q3: 00.00 (F)	Q4: N/A	
Program Census Information:	# Children in Care During Quarter: 0	# Placements During Quarter: 0	# Children in Care On Last Day: 0

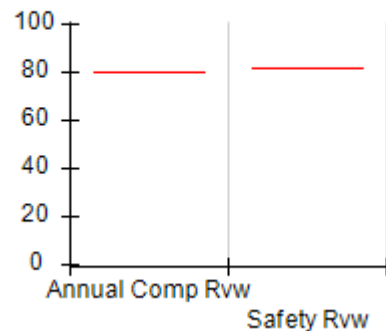
Quarterly Provider Comparisons to All ILP/TLPs

▼ — indicates average for all ILP/TLPs

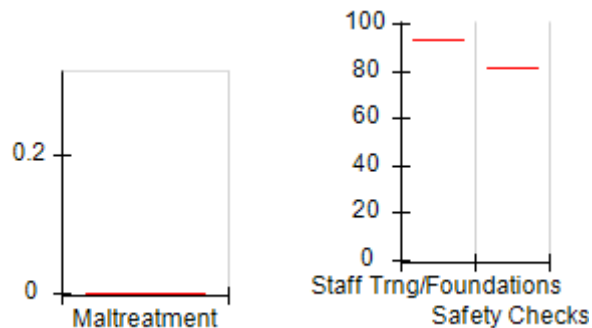
Overall Score (%)



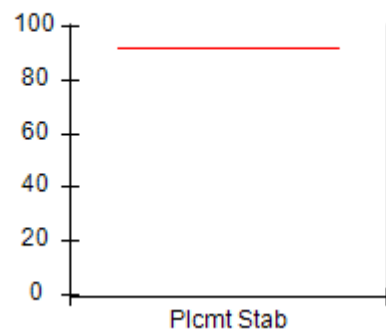
OPM Monitoring Reviews (%)



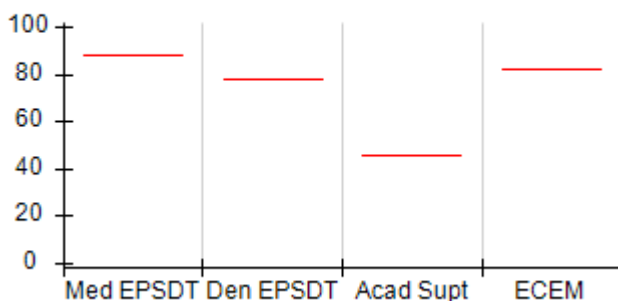
Safety Outcomes (%)



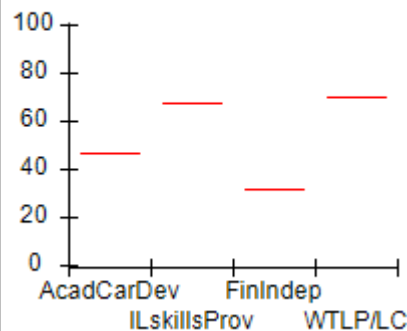
Permanency Outcomes (%)



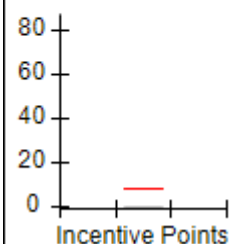
Well-Being Outcomes (%)



ILP/TLP Outcomes (%)



Incentives Earned (Points)





Performance-Based Placement Measures

RBWO Provider GA+SCORECARD - ILP/TLP

Report Quarter: Q3 FY2020

Provider/Program Name: RMB Hospitality - Chase Lake Dr. (5408) - ILP				
100 Chase Lake Dr., Jonesboro, GA 30236		Quarterly Scores (Grades)		Current Quarter Score (Grade)
Phone: 678-830-9345		Q1: 00.00 (F)	Q2: 00.00 (F)	00.00% (F)
Vendor ID# 164099		Q3: 00.00 (F)	Q4: N/A	
Program Census Information:		# Children in Care During Quarter: 0	# Placements During Quarter: 0	# Children in Care On Last Day: 0
	Avg Performance All ILP/TLPs (%)	Provider Performance (%)*	Possible Points (Weight)	Provider Points Earned
OPM Monitoring Reviews				
Annual Comprehensive Reviews	80%	Not Yet Conducted		
Safety Reviews	82%	Not Yet Conducted		
Monitoring Sub-Total				0.00
ILP/TLP Safety Outcomes				
Incidence of Maltreatment	0.00%	Not Eligible		
Staff Training/Foundations	93%	Not Eligible		
Staff Safety Checks	81%	Not Eligible		
Safety Sub-Total			N/A	
ILP/TLP Permanency Outcomes				
Placement Stability	92%	Not Eligible		
Permanency Sub-Total			N/A	
ILP/TLP Well-Being Outcomes				
EPSDT Medical Visits	88%	Not Eligible		
EPSDT Dental Visits	78%	Not Eligible		
Academic Supports	46%	Not Eligible		
Provider ECEM Visits	82%	Not Eligible		
Placements with Siblings	No Data	Not Eligible	Not Scored	Not Scored
Placements within Legal County	32%	Not Eligible	Not Scored	Not Scored
Well-Being Sub-Total			N/A	
ILP/TLP Specialty Outcomes				
Academic/Career Development	47%	Not Eligible		
Ind Living Skills Provision	68%	Not Eligible		
Financial Independence	32%	Not Eligible		
WTLP/Life Coach	70%	Not Eligible		
Specialty Sub-Total			N/A	

*Performance calculation descriptions can be found in the FY 2019 RBWO PBP Measurements and Standards Guide.

Monitoring & Outcomes: Possible Points = 0	Points Earned = N/A
Score Before Incentives Credit	#Error

**Performance-Based Placement Measures**
RBWO Provider GA+SCORECARD - ILP/TLP

Report Quarter: Q3 FY2020

Incentives Awarded	00.00 pts
PBP Verification	N/A pts
Total Score	00.00%

Provider/Program Name: RMB Hospitality - Chase Lake Dr. (5408) - ILP

Program Census Information:		# Children in Care During Quarter: 0	# Placements During Quarter: 0	# Children in Care On Last Day: 0
ILP/TLP Incentive Credits	Avg Performance All ILP/TLPs (Points)	Provider Performance (%)*	Possible Points (Weight)	Provider Points Earned
No DOC Involvement		Not Eligible	5	
Community Connections		Not Eligible	4	
Positive Permanency Connections		Not Eligible	5	
HS Grad/GED/Prof or Trade Certificate/College		N/A	10/5/5/1	
Part-Time Employment with Medical Benefits		Not Eligible	10	
Living Arrangements at Discharge		Not Eligible	10	
Additional Academic Supports		Not Eligible	2	
Additional IL Skills Provision		Not Eligible	5	
Active Agency Accreditation		0%	4	0.00
Staff Clinical Licensure		0%	5	0.00
Incentives Total	8.12			0.00

*Performance calculation descriptions can be found in the FY 2019 RBWO PBP Measurements and Standards Guide.

Child Protective Services Investigations and Dispositions

The following investigations data, which is not used for scoring but is considered significant to a provider's performance, is from Georgia SHINES and is not considered final or complete until the end of the fiscal year.

Total Reports:	0
Number Screened In:	0
Number Screened Out:	0
Number Substantiated:	0
Number Unsubstantiated:	0
Number Active CPS Investigations:	0



Performance-Based Placement Measures RBWO Provider GA+SCORECARD - ILP/TLP

Report Quarter: Q3 FY2020

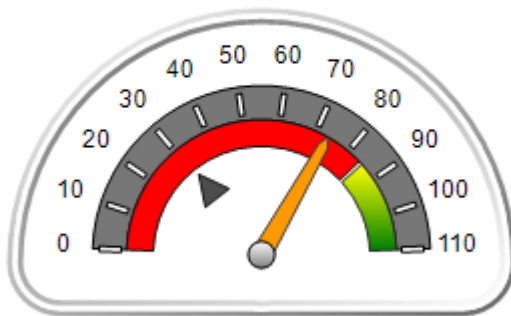
Provider/Program Name: RMB Hospitality - Morrow (5243) - ILP

5651 Handley Blvd, Morrow, GA 30260	Quarterly Scores (Grades)		Current Quarter Score (Grade)
Phone: 7063669316	Q1: 101.02 (A+)	Q2: 73.53 (C-)	73.53% (C-)
Vendor ID# 143424	Q3: 73.53 (C-)	Q4: N/A	
Program Census Information:	# Children in Care During Quarter: 0	# Placements During Quarter: 0	# Children in Care On Last Day: 0

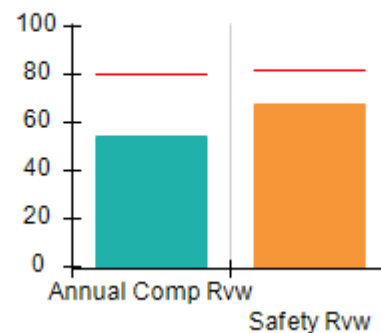
Quarterly Provider Comparisons to All ILP/TLPs

▼ — indicates average for all ILP/TLPs

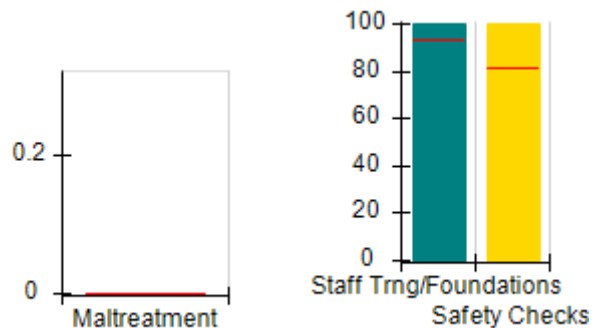
Overall Score (%)



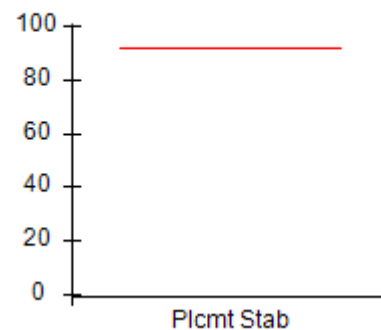
OPM Monitoring Reviews (%)



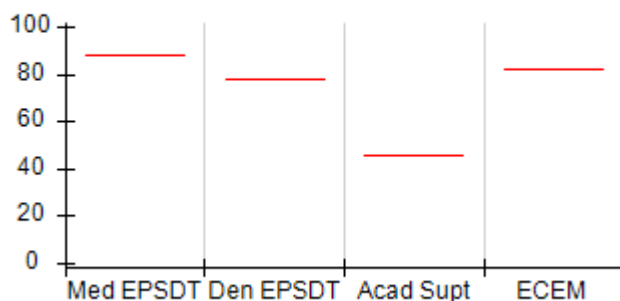
Safety Outcomes (%)



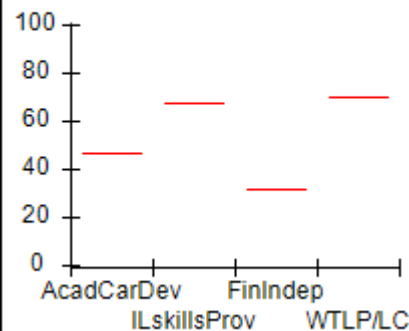
Permanency Outcomes (%)



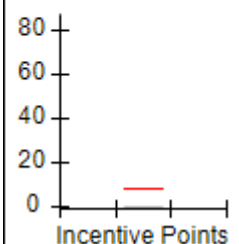
Well-Being Outcomes (%)



ILP/TLP Outcomes (%)



Incentives Earned (Points)





Performance-Based Placement Measures

RBWO Provider GA+SCORECARD - ILP/TLP

Report Quarter: Q3 FY2020

Provider/Program Name: RMB Hospitality - Morrow (5243) - ILP				
5651 Handley Blvd, Morrow, GA 30260		Quarterly Scores (Grades)		Current Quarter Score (Grade)
Phone: 7063669316		Q1: 101.02 (A+)	Q2: 73.53 (C-)	73.53% (C-)
Vendor ID# 143424		Q3: 73.53 (C-)	Q4: N/A	
Program Census Information:		# Children in Care During Quarter: 0	# Placements During Quarter: 0	# Children in Care On Last Day: 0
	Avg Performance All ILP/TLPs (%)	Provider Performance (%)*	Possible Points (Weight)	Provider Points Earned
OPM Monitoring Reviews				
Annual Comprehensive Reviews	80%	55%	15	8.19
Safety Reviews	82%	68%	10	6.75
Monitoring Sub-Total			25	14.94
ILP/TLP Safety Outcomes				
Incidence of Maltreatment	0.00%	Not Eligible		
Staff Training/Foundations	93%	100%	6.5	6.50
Staff Safety Checks	81%	100%	6.5	6.50
Safety Sub-Total			13	13.00
ILP/TLP Permanency Outcomes				
Placement Stability	92%	Not Eligible		
Permanency Sub-Total			N/A	
ILP/TLP Well-Being Outcomes				
EPSDT Medical Visits	88%	Not Eligible		
EPSDT Dental Visits	78%	Not Eligible		
Academic Supports	46%	Not Eligible		
Provider ECEM Visits	82%	Not Eligible		
Placements with Siblings	No Data	Not Eligible	Not Scored	Not Scored
Placements within Legal County	32%	Not Eligible	Not Scored	Not Scored
Well-Being Sub-Total			N/A	
ILP/TLP Specialty Outcomes				
Academic/Career Development	47%	Not Eligible		
Ind Living Skills Provision	68%	Not Eligible		
Financial Independence	32%	Not Eligible		
WTLP/Life Coach	70%	Not Eligible		
Specialty Sub-Total			N/A	
*Performance calculation descriptions can be found in the FY 2019 RBWO PBP Measurements and Standards Guide.				
Monitoring & Outcomes: Possible Points = 33			Points Earned = 27.94	
Score Before Incentives Credit				73.53%

**Performance-Based Placement Measures**
RBWO Provider GA+SCORECARD - ILP/TLP

Report Quarter: Q3 FY2020

Incentives Awarded	00.00 pts
PBP Verification	N/A pts
Total Score	73.53%

Provider/Program Name: RMB Hospitality - Morrow (5243) - ILP

Program Census Information:		# Children in Care During Quarter: 0	# Placements During Quarter: 0	# Children in Care On Last Day: 0
ILP/TLP Incentive Credits	Avg Performance All ILP/TLPs (Points)	Provider Performance (%)*	Possible Points (Weight)	Provider Points Earned
No DOC Involvement		Not Eligible	5	
Community Connections		Not Eligible	4	
Positive Permanency Connections		Not Eligible	5	
HS Grad/GED/Prof or Trade Certificate/College		N/A	10/5/5/1	
Part-Time Employment with Medical Benefits		Not Eligible	10	
Living Arrangements at Discharge		Not Eligible	10	
Additional Academic Supports		Not Eligible	2	
Additional IL Skills Provision		Not Eligible	5	
Active Agency Accreditation		0%	4	0.00
Staff Clinical Licensure		0%	5	0.00
Incentives Total	8.12			0.00

*Performance calculation descriptions can be found in the FY 2019 RBWO PBP Measurements and Standards Guide.

Child Protective Services Investigations and Dispositions

The following investigations data, which is not used for scoring but is considered significant to a provider's performance, is from Georgia SHINES and is not considered final or complete until the end of the fiscal year.

Total Reports:	0	
Number Screened In:	0	
Number Screened Out:	0	
Number Substantiated:	0	
Number Unsubstantiated:	0	
Number Active CPS Investigations:	0	



Performance-Based Placement Measures RBWO Provider GA+SCORECARD - ILP/TLP

Report Quarter: Q3 FY2020

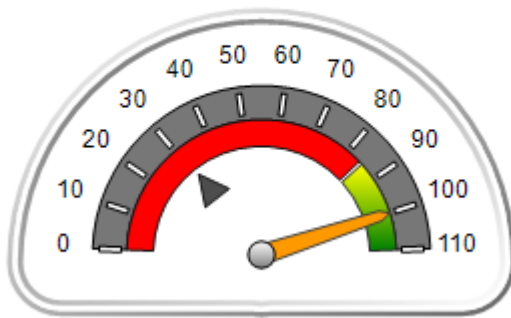
Provider/Program Name: RMB Hospitality - Tara Blvd. (5331) - ILP

7001 Tara Blvd., Jonesboro, GA 30236	Quarterly Scores (Grades)		Current Quarter Score (Grade)
Phone: 706-366-9316	Q1: 100.00 (A+)	Q2: 100.00 (A+)	100.00% (A+)
Vendor ID# 156825	Q3: 100.00 (A+)	Q4: N/A	
Program Census Information:	# Children in Care During Quarter: 0	# Placements During Quarter: 0	# Children in Care On Last Day: 0

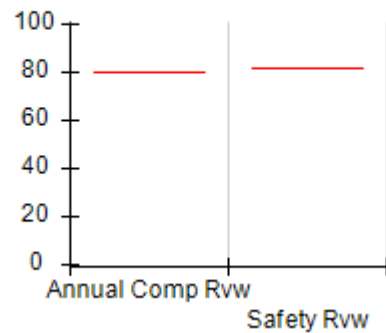
Quarterly Provider Comparisons to All ILP/TLPs

▼ — indicates average for all ILP/TLPs

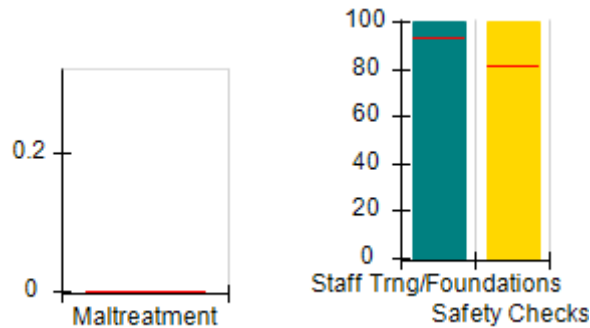
Overall Score (%)



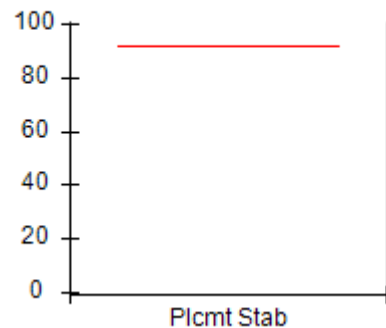
OPM Monitoring Reviews (%)



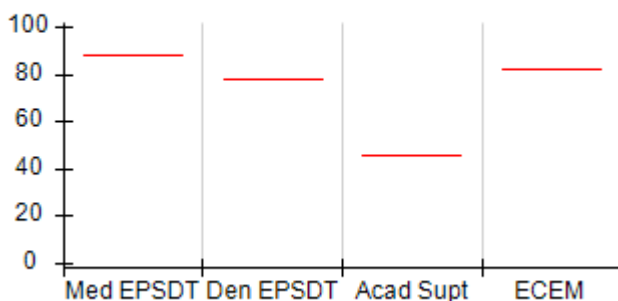
Safety Outcomes (%)



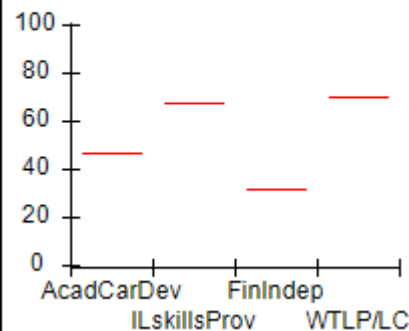
Permanency Outcomes (%)



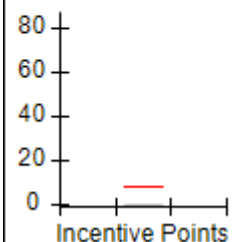
Well-Being Outcomes (%)



ILP/TLP Outcomes (%)



Incentives Earned (Points)





Performance-Based Placement Measures

RBWO Provider GA+SCORECARD - ILP/TLP

Report Quarter: Q3 FY2020

Provider/Program Name: RMB Hospitality - Tara Blvd. (5331) - ILP				
7001 Tara Blvd., Jonesboro, GA 30236		Quarterly Scores (Grades)		Current Quarter Score (Grade)
Phone: 706-366-9316		Q1: 100.00 (A+)	Q2: 100.00 (A+)	100.00% (A+)
Vendor ID# 156825		Q3: 100.00 (A+)	Q4: N/A	
Program Census Information:		# Children in Care During Quarter: 0	# Placements During Quarter: 0	# Children in Care On Last Day: 0
	Avg Performance All ILP/TLPs (%)	Provider Performance (%)*	Possible Points (Weight)	Provider Points Earned
OPM Monitoring Reviews				
Annual Comprehensive Reviews	80%	Not Yet Conducted		
Safety Reviews	82%	Not Yet Conducted		
Monitoring Sub-Total				0.00
ILP/TLP Safety Outcomes				
Incidence of Maltreatment	0.00%	Not Eligible		
Staff Training/Foundations	93%	100%	6.5	6.50
Staff Safety Checks	81%	100%	6.5	6.50
Safety Sub-Total			13	13.00
ILP/TLP Permanency Outcomes				
Placement Stability	92%	Not Eligible		
Permanency Sub-Total			N/A	
ILP/TLP Well-Being Outcomes				
EPSDT Medical Visits	88%	Not Eligible		
EPSDT Dental Visits	78%	Not Eligible		
Academic Supports	46%	Not Eligible		
Provider ECEM Visits	82%	Not Eligible		
Placements with Siblings	No Data	Not Eligible	Not Scored	Not Scored
Placements within Legal County	32%	Not Eligible	Not Scored	Not Scored
Well-Being Sub-Total			N/A	
ILP/TLP Specialty Outcomes				
Academic/Career Development	47%	Not Eligible		
Ind Living Skills Provision	68%	Not Eligible		
Financial Independence	32%	Not Eligible		
WTLP/Life Coach	70%	Not Eligible		
Specialty Sub-Total			N/A	
*Performance calculation descriptions can be found in the FY 2019 RBWO PBP Measurements and Standards Guide.				

Monitoring & Outcomes: Possible Points = 13	Points Earned = 13.00
Score Before Incentives Credit	100.00%

**Performance-Based Placement Measures**
RBWO Provider GA+SCORECARD - ILP/TLP

Report Quarter: Q3 FY2020

Incentives Awarded	00.00 pts
PBP Verification	N/A pts
Total Score	100.00%

Provider/Program Name: RMB Hospitality - Tara Blvd. (5331) - ILP

Program Census Information:		# Children in Care During Quarter: 0	# Placements During Quarter: 0	# Children in Care On Last Day: 0
ILP/TLP Incentive Credits	Avg Performance All ILP/TLPs (Points)	Provider Performance (%)*	Possible Points (Weight)	Provider Points Earned
No DOC Involvement		Not Eligible	5	
Community Connections		Not Eligible	4	
Positive Permanency Connections		Not Eligible	5	
HS Grad/GED/Prof or Trade Certificate/College		N/A	10/5/5/1	
Part-Time Employment with Medical Benefits		Not Eligible	10	
Living Arrangements at Discharge		Not Eligible	10	
Additional Academic Supports		Not Eligible	2	
Additional IL Skills Provision		Not Eligible	5	
Active Agency Accreditation		0%	4	0.00
Staff Clinical Licensure		0%	5	0.00
Incentives Total	8.12			0.00

*Performance calculation descriptions can be found in the FY 2019 RBWO PBP Measurements and Standards Guide.

Child Protective Services Investigations and Dispositions

The following investigations data, which is not used for scoring but is considered significant to a provider's performance, is from Georgia SHINES and is not considered final or complete until the end of the fiscal year.

Total Reports:	0
Number Screened In:	0
Number Screened Out:	0
Number Substantiated:	0
Number Unsubstantiated:	0
Number Active CPS Investigations:	0



Performance-Based Placement Measures RBWO Provider GA+SCORECARD - ILP/TLP

Report Quarter: Q3 FY2020

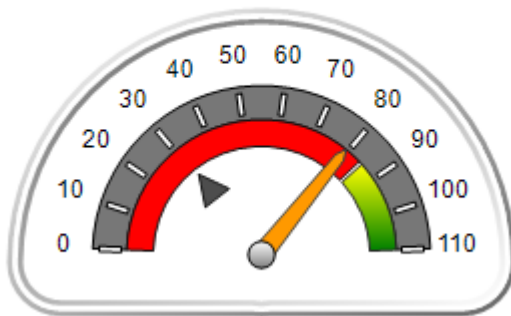
Provider/Program Name: Rosaleana's Community Development Center Inc. - (5270) - ILP

3350 Mount Gilead , Atlanta, GA 30311	Quarterly Scores (Grades)		Current Quarter Score (Grade)
Phone: 404-863-7444	Q1: 94.36 (A)	Q2: 77.25 (C+)	79.26% (C+)
Vendor ID# 95869	Q3: 79.26 (C+)	Q4: N/A	
Program Census Information:	# Children in Care During Quarter: 12	# Placements During Quarter: 12	# Children in Care On Last Day: 7

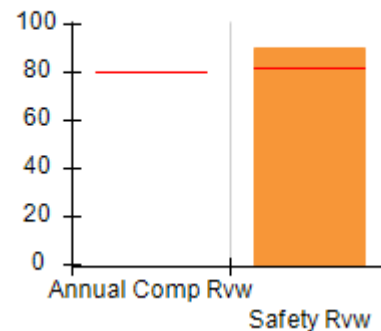
Quarterly Provider Comparisons to All ILP/TLPs

▼ — indicates average for all ILP/TLPs

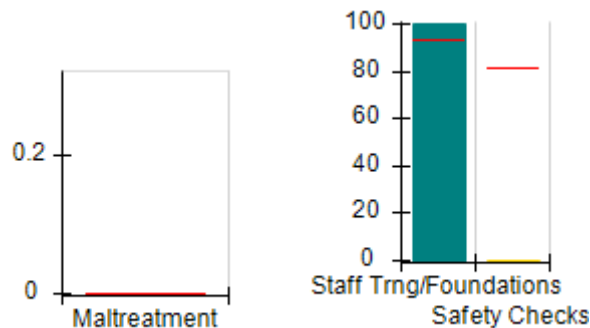
Overall Score (%)



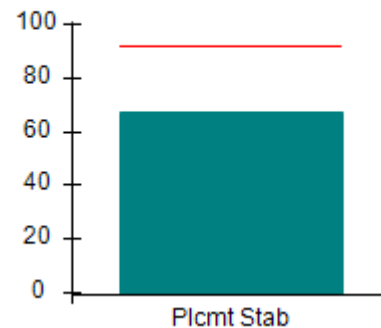
OPM Monitoring Reviews (%)



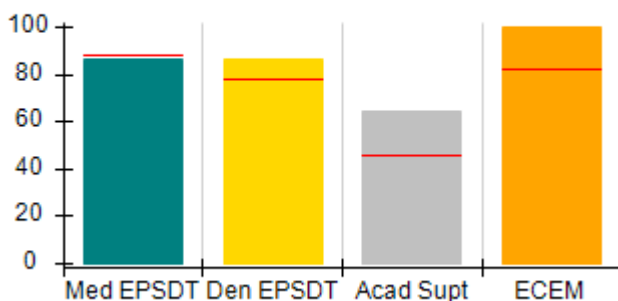
Safety Outcomes (%)



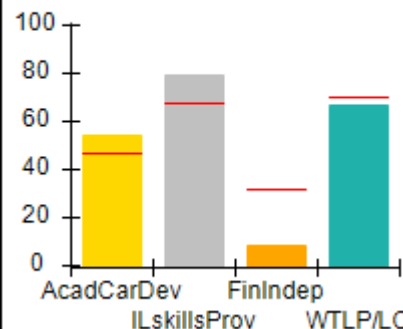
Permanency Outcomes (%)



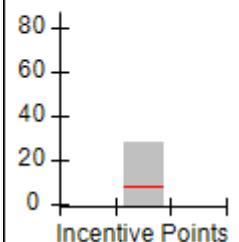
Well-Being Outcomes (%)



ILP/TLP Outcomes (%)



Incentives Earned (Points)





Performance-Based Placement Measures
RBWO Provider GA+SCORECARD - ILP/TLP

Report Quarter: Q3 FY2020

Provider/Program Name: Rosaleana's Community Development Center Inc. - (5270) - ILP				
3350 Mount Gilead , Atlanta, GA 30311	Quarterly Scores (Grades)			Current Quarter Score (Grade)
Phone: 404-863-7444	Q1: 94.36 (A)	Q2: 77.25 (C+)	79.26% (C+)	
Vendor ID# 95869	Q3: 79.26 (C+)	Q4: N/A		
Program Census Information:		# Children in Care During Quarter: 12	# Placements During Quarter: 12	# Children in Care On Last Day: 7
	Avg Performance All ILP/TLPs (%)	Provider Performance (%)*	Possible Points (Weight)	Provider Points Earned
OPM Monitoring Reviews				
Annual Comprehensive Reviews	80%	Not Yet Conducted		
Safety Reviews	82%	90%	10	9.00
Monitoring Sub-Total			10	9.00
ILP/TLP Safety Outcomes				
Incidence of Maltreatment	0.00%	No Substantiated Reports	3	3.00
Staff Training/Foundations	93%	100%	5	5.00
Staff Safety Checks	81%	0%	5	0.00
Safety Sub-Total			13	8.00
ILP/TLP Permanency Outcomes				
Placement Stability	92%	67%	3	2.01
Permanency Sub-Total			3	2.01
ILP/TLP Well-Being Outcomes				
EPSDT Medical Visits	88%	86%	4	3.44
EPSDT Dental Visits	78%	86%	4	3.44
Academic Supports	46%	64%	2	1.28
Provider ECEM Visits	82%	100%	4	4.00
Placements with Siblings	No Data	0%	Not Scored	Not Scored
Placements within Legal County	32%	20%	Not Scored	Not Scored
Well-Being Sub-Total			14	12.16
ILP/TLP Specialty Outcomes				
Academic/Career Development	47%	54%	10	5.40
Ind Living Skills Provision	68%	79%	15	11.85
Financial Independence	32%	8%	5	0.40
WTLP/Life Coach	70%	67%	15	10.05
Specialty Sub-Total			45	27.70
*Performance calculation descriptions can be found in the FY 2019 RBWO PBP Measurements and Standards Guide.				

Monitoring & Outcomes: Possible Points = 85	Points Earned = 58.87
--	------------------------------



Performance-Based Placement Measures

RBWO Provider GA+SCORECARD - ILP/TLP

Report Quarter: Q3 FY2020

Score Before Incentives Credit	69.26%
Incentives Awarded	10.00 pts
PBP Verification	N/A pts
Total Score	79.26%

Provider/Program Name: Rosaleana's Community Development Center Inc. - (5270) - ILP

Program Census Information:		# Children in Care During Quarter: 12	# Placements During Quarter: 12	# Children in Care On Last Day: 7
ILP/TLP Incentive Credits	Avg Performance All ILP/TLPs (Points)	Provider Performance (%)*	Possible Points (Weight)	Provider Points Earned
No DOC Involvement		23%	5	1.15
Community Connections		100%	4	4.00
Positive Permanency Connections		0%	5	0.00
HS Grad/GED/Prof or Trade Certificate/College		N/A	10/5/5/1	15.00
Part-Time Employment with Medical Benefits		17%	10	1.70
Living Arrangements at Discharge		50%	10	5.00
Additional Academic Supports		0%	2	0.00
Additional IL Skills Provision		23%	5	1.15
Active Agency Accreditation		0%	4	0.00
Staff Clinical Licensure		0%	5	0.00
Incentives Total	8.12			28.00

*Performance calculation descriptions can be found in the FY 2019 RBWO PBP Measurements and Standards Guide.

Child Protective Services Investigations and Dispositions

The following investigations data, which is not used for scoring but is considered significant to a provider's performance, is from Georgia SHINES and is not considered final or complete until the end of the fiscal year.

Total Reports:	0
Number Screened In:	0
Number Screened Out:	0
Number Substantiated:	0
Number Unsubstantiated:	0
Number Active CPS Investigations:	0



Performance-Based Placement Measures

RBWO Provider GA+SCORECARD - ILP/TLP

Report Quarter: Q3 FY2020

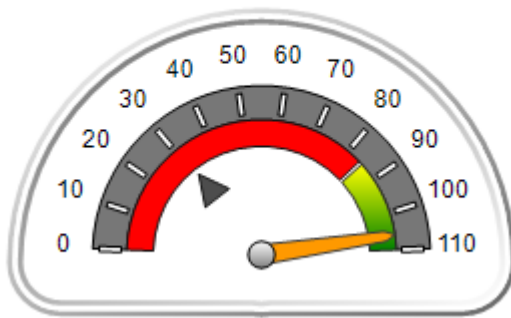
Provider/Program Name: Safe Harbor Children's Center, Inc. - Hamer House (5398) - TLP

2016 Atlanta Ave., Brunswick, GA 31520	Quarterly Scores (Grades)		Current Quarter Score (Grade)
Phone: 9122758480	Q1: 42.09 (F)	Q2: 89.79 (B+)	106.01% (A+)
Vendor ID# 163580	Q3: 106.01 (A+)	Q4: N/A	
Program Census Information:	# Children in Care During Quarter: 2	# Placements During Quarter: 2	# Children in Care On Last Day: 1

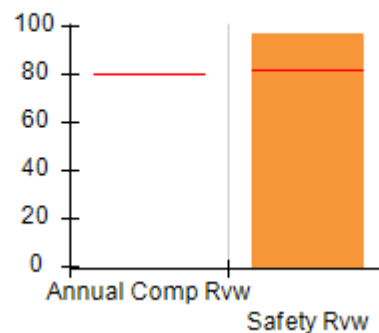
Quarterly Provider Comparisons to All ILP/TLPs

indicates average for all ILP/TLPs

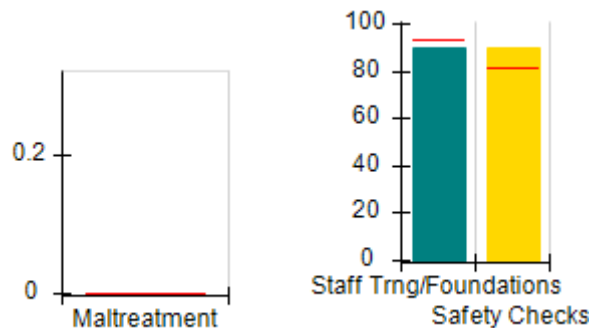
Overall Score (%)



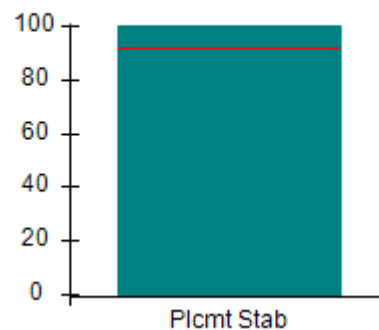
OPM Monitoring Reviews (%)



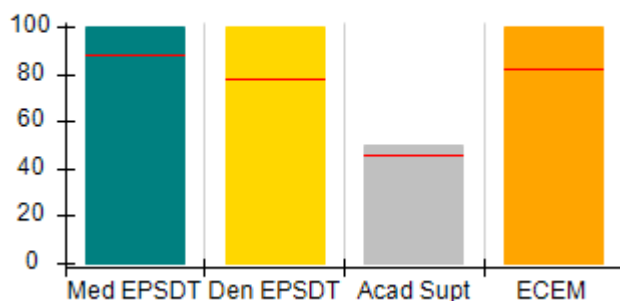
Safety Outcomes (%)



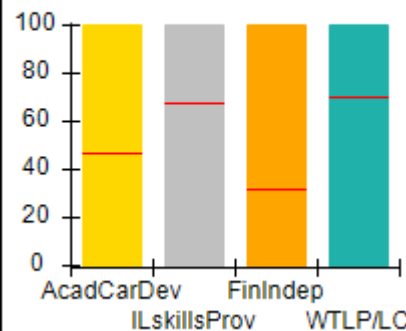
Permanency Outcomes (%)



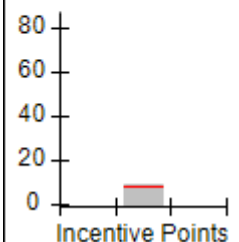
Well-Being Outcomes (%)



ILP/TLP Outcomes (%)



Incentives Earned (Points)





Performance-Based Placement Measures

RBWO Provider GA+SCORECARD - ILP/TLP

Report Quarter: Q3 FY2020

Provider/Program Name: Safe Harbor Children's Center, Inc. - Hamer House (5398) - TLP				
2016 Atlanta Ave., Brunswick, GA 31520		Quarterly Scores (Grades)		Current Quarter Score (Grade)
Phone: 9122758480		Q1: 42.09 (F)	Q2: 89.79 (B+)	106.01% (A+)
Vendor ID# 163580		Q3: 106.01 (A+)	Q4: N/A	
Program Census Information:		# Children in Care During Quarter: 2	# Placements During Quarter: 2	# Children in Care On Last Day: 1
	Avg Performance All ILP/TLPs (%)	Provider Performance (%)*	Possible Points (Weight)	Provider Points Earned
OPM Monitoring Reviews				
Annual Comprehensive Reviews	80%	Not Yet Conducted		
Safety Reviews	82%	97%	10	9.67
Monitoring Sub-Total			10	9.67
ILP/TLP Safety Outcomes				
Incidence of Maltreatment	0.00%	No Substantiated Reports	3	3.00
Staff Training/Foundations	93%	90%	5	4.50
Staff Safety Checks	81%	90%	5	4.50
Safety Sub-Total			13	12.00
ILP/TLP Permanency Outcomes				
Placement Stability	92%	100%	3	3.00
Permanency Sub-Total			3	3.00
ILP/TLP Well-Being Outcomes				
EPSDT Medical Visits	88%	100%	4	4.00
EPSDT Dental Visits	78%	100%	4	4.00
Academic Supports	46%	50%	2	1.00
Provider ECEM Visits	82%	100%	4	4.00
Placements with Siblings	No Data	Not Eligible	Not Scored	Not Scored
Placements within Legal County	32%	0%	Not Scored	Not Scored
Well-Being Sub-Total			14	13.00
ILP/TLP Specialty Outcomes				
Academic/Career Development	47%	100%	10	10.00
Ind Living Skills Provision	68%	100%	15	15.00
Financial Independence	32%	100%	5	5.00
WTLP/Life Coach	70%	100%	15	15.00
Specialty Sub-Total			45	45.00
*Performance calculation descriptions can be found in the FY 2019 RBWO PBP Measurements and Standards Guide.				

Monitoring & Outcomes: Possible Points = 85

Points Earned = 82.67



Performance-Based Placement Measures

RBWO Provider GA+SCORECARD - ILP/TLP

Report Quarter: Q3 FY2020

Score Before Incentives Credit	97.26%
Incentives Awarded	08.75 pts
PBP Verification	N/A pts
Total Score	106.01%

Provider/Program Name: Safe Harbor Children's Center, Inc. - Hamer House (5398) - TLP

Program Census Information:		# Children in Care During Quarter: 2	# Placements During Quarter: 2	# Children in Care On Last Day: 1
ILP/TLP Incentive Credits	Avg Performance All ILP/TLPs (Points)	Provider Performance (%)*	Possible Points (Weight)	Provider Points Earned
No DOC Involvement		100%	5	5.00
Community Connections		0%	4	0.00
Positive Permanency Connections		0%	5	0.00
HS Grad/GED/Prof or Trade Certificate/College		N/A	10/5/5/1	
Part-Time Employment with Medical Benefits		0%	10	0.00
Living Arrangements at Discharge		0%	10	0.00
Additional Academic Supports		0%	2	0.00
Additional IL Skills Provision		75%	5	3.75
Active Agency Accreditation		0%	4	0.00
Staff Clinical Licensure		0%	5	0.00
Incentives Total	8.12			8.75

*Performance calculation descriptions can be found in the FY 2019 RBWO PBP Measurements and Standards Guide.

Child Protective Services Investigations and Dispositions

The following investigations data, which is not used for scoring but is considered significant to a provider's performance, is from Georgia SHINES and is not considered final or complete until the end of the fiscal year.

Total Reports:	0
Number Screened In:	0
Number Screened Out:	0
Number Substantiated:	0
Number Unsubstantiated:	0
Number Active CPS Investigations:	0

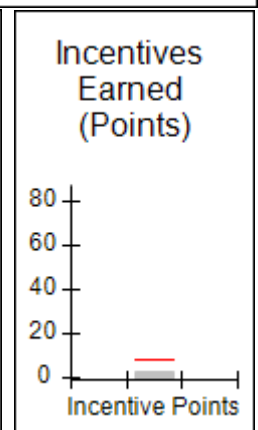
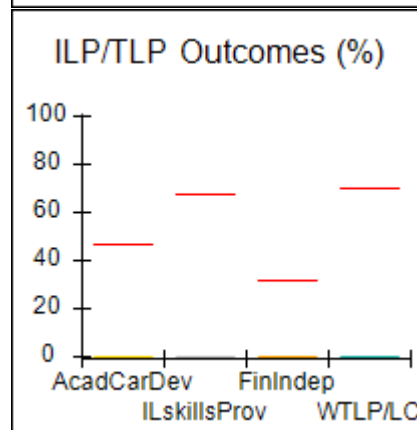
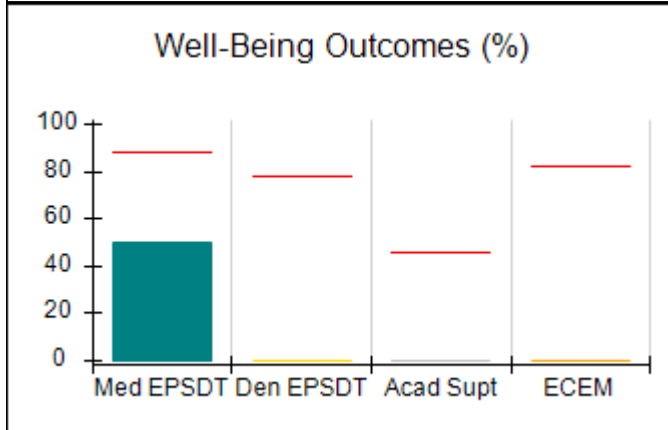
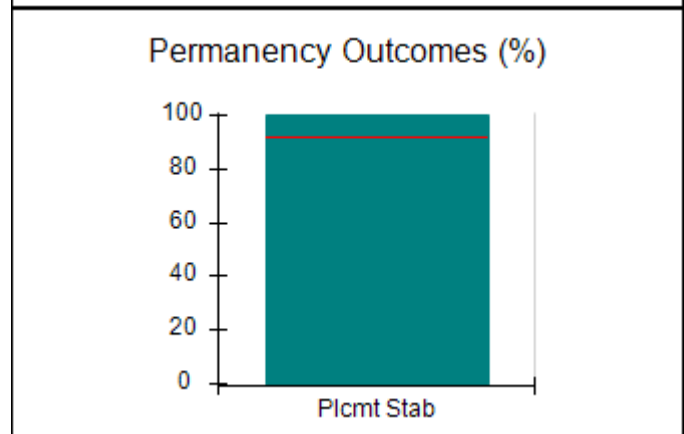
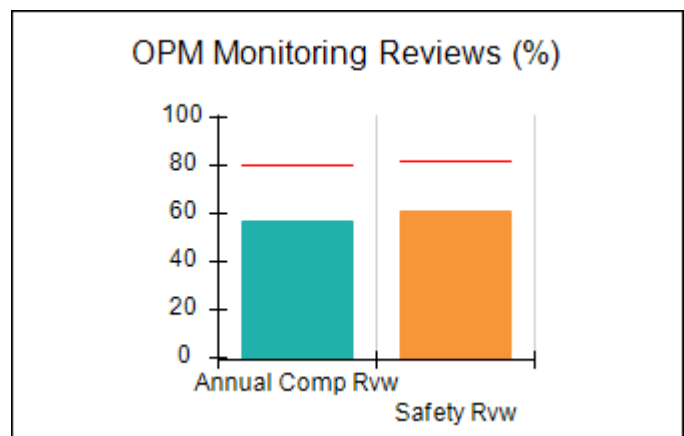
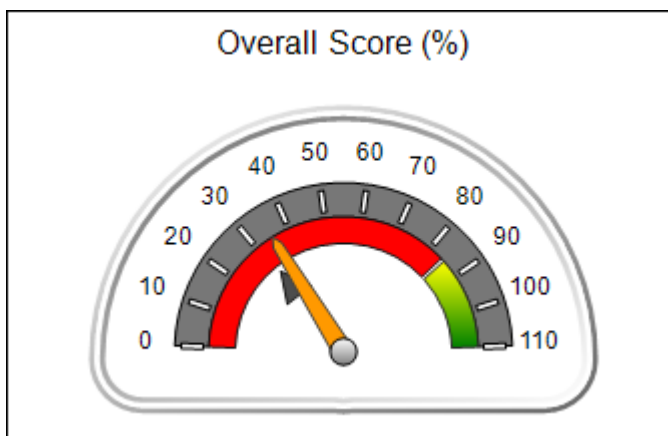


Performance-Based Placement Measures RBWO Provider GA+SCORECARD - ILP/TLP

Report Quarter: Q3 FY2020

Provider/Program Name: Serenity House of Atlanta Ministries Inc. - (5353) - ILP			
60 Bethea Way, Covington, GA 30016	Quarterly Scores (Grades)		Current Quarter Score (Grade)
Phone: 678-231-4002	Q1: 36.51 (F)	Q2: 37.79 (F)	35.09% (F)
Vendor ID# 159741	Q3: 35.09 (F)	Q4: N/A	
Program Census Information:	# Children in Care During Quarter: 2	# Placements During Quarter: 2	# Children in Care On Last Day: 2
Quarterly Provider Comparisons to All ILP/TLPs			

▼ — indicates average for all ILP/TLPs





Performance-Based Placement Measures

RBWO Provider GA+SCORECARD - ILP/TLP

Report Quarter: Q3 FY2020

Provider/Program Name: Serenity House of Atlanta Ministries Inc. - (5353) - ILP				
60 Bethea Way, Covington, GA 30016		Quarterly Scores (Grades)		Current Quarter Score (Grade)
Phone: 678-231-4002		Q1: 36.51 (F)	Q2: 37.79 (F)	35.09% (F)
Vendor ID# 159741		Q3: 35.09 (F)	Q4: N/A	
Program Census Information:		# Children in Care During Quarter: 2	# Placements During Quarter: 2	# Children in Care On Last Day: 2
	Avg Performance All ILP/TLPs (%)	Provider Performance (%)*	Possible Points (Weight)	Provider Points Earned
OPM Monitoring Reviews				
Annual Comprehensive Reviews	80%	56%	15	8.46
Safety Reviews	82%	61%	10	6.13
Monitoring Sub-Total			25	14.59
ILP/TLP Safety Outcomes				
Incidence of Maltreatment	0.00%	Not Eligible		
Staff Training/Foundations	93%	100%	6.5	6.50
Staff Safety Checks	81%	100%	6.5	6.50
Safety Sub-Total			13	13.00
ILP/TLP Permanency Outcomes				
Placement Stability	92%	100%	3	3.00
Permanency Sub-Total			3	3.00
ILP/TLP Well-Being Outcomes				
EPSDT Medical Visits	88%	50%	4	2.00
EPSDT Dental Visits	78%	0%	4	0.00
Academic Supports	46%	0%	2	0.00
Provider ECEM Visits	82%	0%	4	0.00
Placements with Siblings	No Data	Not Eligible	Not Scored	Not Scored
Placements within Legal County	32%	Not Eligible	Not Scored	Not Scored
Well-Being Sub-Total			14	2.00
ILP/TLP Specialty Outcomes				
Academic/Career Development	47%	0%	10	0.00
Ind Living Skills Provision	68%	0%	15	0.00
Financial Independence	32%	0%	5	0.00
WTLP/Life Coach	70%	0%	15	0.00
Specialty Sub-Total			45	0.00
*Performance calculation descriptions can be found in the FY 2019 RBWO PBP Measurements and Standards Guide.				
Monitoring & Outcomes: Possible Points = 100			Points Earned = 32.59	
Score Before Incentives Credit				32.59%



Performance-Based Placement Measures

RBWO Provider GA+SCORECARD - ILP/TLP

Report Quarter: Q3 FY2020

Incentives Awarded	02.50 pts
PBP Verification	N/A pts
Total Score	35.09%

Provider/Program Name: Serenity House of Atlanta Ministries Inc. - (5353) - ILP

Program Census Information:		# Children in Care During Quarter: 2	# Placements During Quarter: 2	# Children in Care On Last Day: 2
ILP/TLP Incentive Credits	Avg Performance All ILP/TLPs (Points)	Provider Performance (%)*	Possible Points (Weight)	Provider Points Earned
No DOC Involvement		0%	5	0.00
Community Connections		0%	4	0.00
Positive Permanency Connections		50%	5	2.50
HS Grad/GED/Prof or Trade Certificate/College		N/A	10/5/5/1	
Part-Time Employment with Medical Benefits		Not Eligible	10	
Living Arrangements at Discharge		Not Eligible	10	
Additional Academic Supports		0%	2	0.00
Additional IL Skills Provision		0%	5	0.00
Active Agency Accreditation		0%	4	0.00
Staff Clinical Licensure		0%	5	0.00
Incentives Total	8.12			2.50

*Performance calculation descriptions can be found in the FY 2019 RBWO PBP Measurements and Standards Guide.

Child Protective Services Investigations and Dispositions

The following investigations data, which is not used for scoring but is considered significant to a provider's performance, is from Georgia SHINES and is not considered final or complete until the end of the fiscal year.

Total Reports:	0	
Number Screened In:	0	
Number Screened Out:	0	
Number Substantiated:	0	
Number Unsubstantiated:	0	
Number Active CPS Investigations:	0	



Performance-Based Placement Measures RBWO Provider GA+SCORECARD - ILP/TLP

Report Quarter: Q3 FY2020

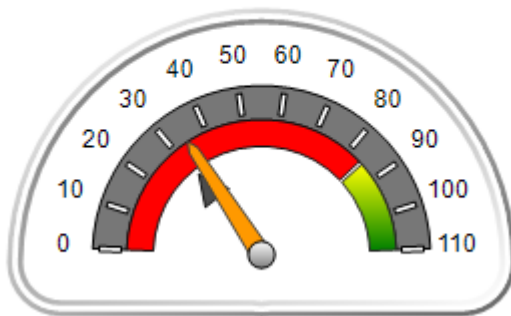
Provider/Program Name: Serenity House of Atlanta Ministries Inc. - (5385) - ILP

62 Bethea Way, Covington, GA 30016	Quarterly Scores (Grades)		Current Quarter Score (Grade)
Phone: 678-231-4002	Q1: 22.52 (F)	Q2: 26.71 (F)	34.29% (F)
Vendor ID# 162098	Q3: 34.29 (F)	Q4: N/A	
Program Census Information:	# Children in Care During Quarter: 2	# Placements During Quarter: 2	# Children in Care On Last Day: 0

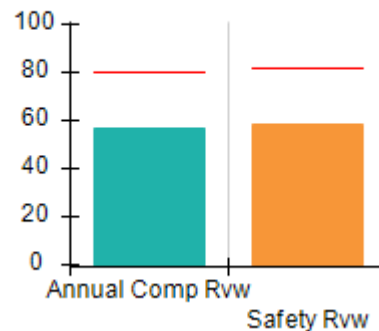
Quarterly Provider Comparisons to All ILP/TLPs

▼ — indicates average for all ILP/TLPs

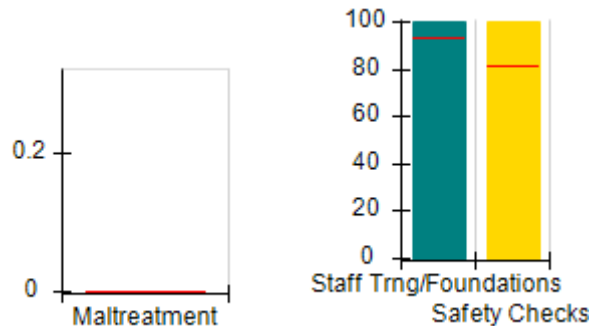
Overall Score (%)



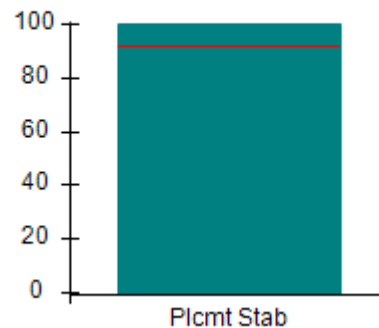
OPM Monitoring Reviews (%)



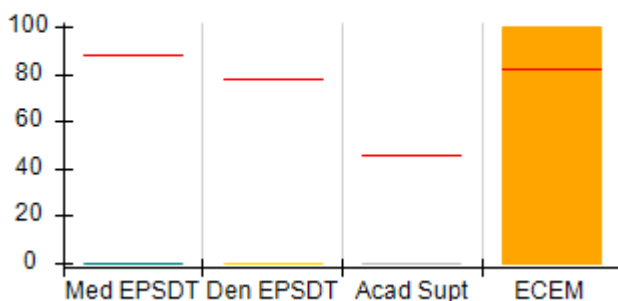
Safety Outcomes (%)



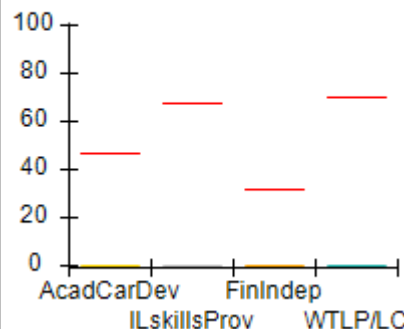
Permanency Outcomes (%)



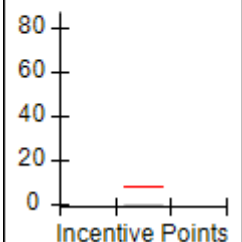
Well-Being Outcomes (%)



ILP/TLP Outcomes (%)



Incentives Earned (Points)





Performance-Based Placement Measures

RBWO Provider GA+SCORECARD - ILP/TLP

Report Quarter: Q3 FY2020

Provider/Program Name: Serenity House of Atlanta Ministries Inc. - (5385) - ILP				
62 Bethea Way, Covington, GA 30016		Quarterly Scores (Grades)		Current Quarter Score (Grade)
Phone: 678-231-4002		Q1: 22.52 (F)	Q2: 26.71 (F)	34.29% (F)
Vendor ID# 162098		Q3: 34.29 (F)	Q4: N/A	
Program Census Information:		# Children in Care During Quarter: 2	# Placements During Quarter: 2	# Children in Care On Last Day: 0
	Avg Performance All ILP/TLPs (%)	Provider Performance (%)*	Possible Points (Weight)	Provider Points Earned
OPM Monitoring Reviews				
Annual Comprehensive Reviews	80%	56%	15	8.46
Safety Reviews	82%	58%	10	5.83
Monitoring Sub-Total			25	14.29
ILP/TLP Safety Outcomes				
Incidence of Maltreatment	0.00%	Not Eligible		
Staff Training/Foundations	93%	100%	6.5	6.50
Staff Safety Checks	81%	100%	6.5	6.50
Safety Sub-Total			13	13.00
ILP/TLP Permanency Outcomes				
Placement Stability	92%	100%	3	3.00
Permanency Sub-Total			3	3.00
ILP/TLP Well-Being Outcomes				
EPSDT Medical Visits	88%	0%	4	0.00
EPSDT Dental Visits	78%	0%	4	0.00
Academic Supports	46%	0%	2	0.00
Provider ECEM Visits	82%	100%	4	4.00
Placements with Siblings	No Data	Not Eligible	Not Scored	Not Scored
Placements within Legal County	32%	Not Eligible	Not Scored	Not Scored
Well-Being Sub-Total			14	4.00
ILP/TLP Specialty Outcomes				
Academic/Career Development	47%	0%	10	0.00
Ind Living Skills Provision	68%	0%	15	0.00
Financial Independence	32%	0%	5	0.00
WTLP/Life Coach	70%	0%	15	0.00
Specialty Sub-Total			45	0.00
*Performance calculation descriptions can be found in the FY 2019 RBWO PBP Measurements and Standards Guide.				
Monitoring & Outcomes: Possible Points = 100			Points Earned = 34.29	
Score Before Incentives Credit				34.29%

**Performance-Based Placement Measures**
RBWO Provider GA+SCORECARD - ILP/TLP

Report Quarter: Q3 FY2020

Incentives Awarded	00.00 pts
PBP Verification	N/A pts
Total Score	34.29%

Provider/Program Name: Serenity House of Atlanta Ministries Inc. - (5385) - ILP

Program Census Information:		# Children in Care During Quarter: 2	# Placements During Quarter: 2	# Children in Care On Last Day: 0
ILP/TLP Incentive Credits	Avg Performance All ILP/TLPs (Points)	Provider Performance (%)*	Possible Points (Weight)	Provider Points Earned
No DOC Involvement		0%	5	0.00
Community Connections		Not Eligible	4	
Positive Permanency Connections		Not Eligible	5	
HS Grad/GED/Prof or Trade Certificate/College		N/A	10/5/5/1	
Part-Time Employment with Medical Benefits		0%	10	0.00
Living Arrangements at Discharge		0%	10	0.00
Additional Academic Supports		0%	2	0.00
Additional IL Skills Provision		0%	5	0.00
Active Agency Accreditation		0%	4	0.00
Staff Clinical Licensure		0%	5	0.00
Incentives Total	8.12			0.00

*Performance calculation descriptions can be found in the FY 2019 RBWO PBP Measurements and Standards Guide.

Child Protective Services Investigations and Dispositions

The following investigations data, which is not used for scoring but is considered significant to a provider's performance, is from Georgia SHINES and is not considered final or complete until the end of the fiscal year.

Total Reports:	0	
Number Screened In:	0	
Number Screened Out:	0	
Number Substantiated:	0	
Number Unsubstantiated:	0	
Number Active CPS Investigations:	0	



Performance-Based Placement Measures

RBWO Provider GA+SCORECARD - ILP/TLP

Report Quarter: Q3 FY2020

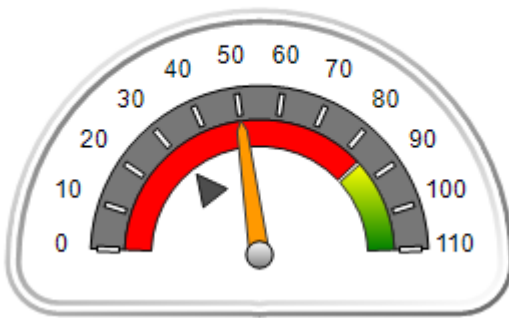
Provider/Program Name: sheRose, Inc. - (5378) - ILP

3901 Campbellton Rd. SW, Atlanta, GA 30331	Quarterly Scores (Grades)		Current Quarter Score (Grade)
Phone: 404-620-0747	Q1: 17.00 (F)	Q2: 08.33 (F)	50.00% (F)
Vendor ID# 161876	Q3: 50.00 (F)	Q4: N/A	
Program Census Information:	# Children in Care During Quarter: 0	# Placements During Quarter: 0	# Children in Care On Last Day: 0

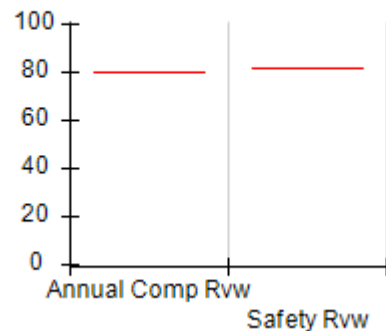
Quarterly Provider Comparisons to All ILP/TLPs

indicates average for all ILP/TLPs

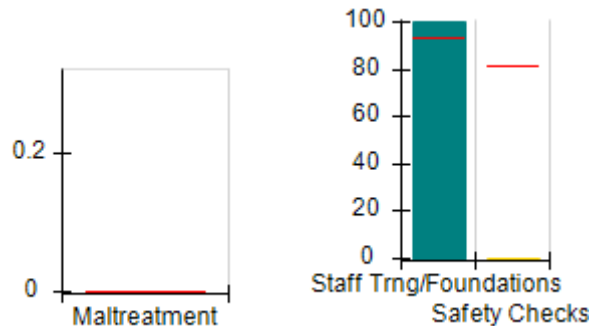
Overall Score (%)



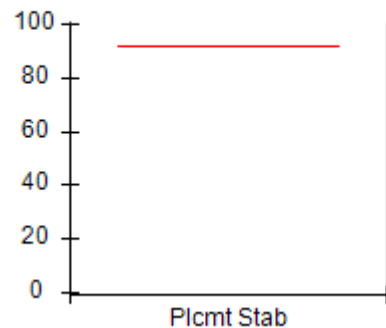
OPM Monitoring Reviews (%)



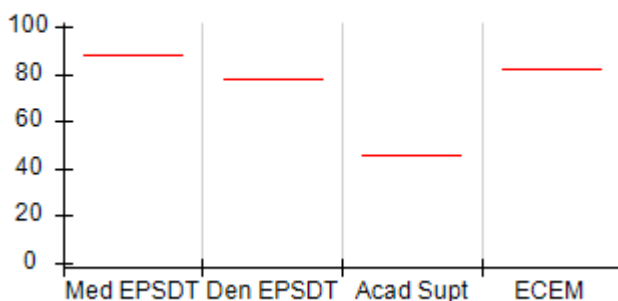
Safety Outcomes (%)



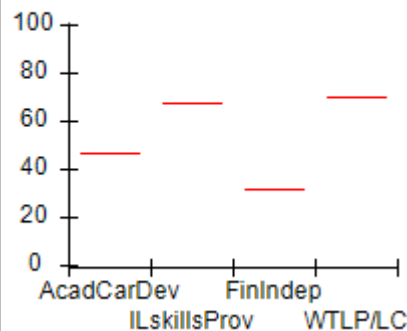
Permanency Outcomes (%)



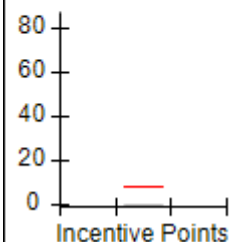
Well-Being Outcomes (%)



ILP/TLP Outcomes (%)



Incentives Earned (Points)





Performance-Based Placement Measures

RBWO Provider GA+SCORECARD - ILP/TLP

Report Quarter: Q3 FY2020

Provider/Program Name: sheRose, Inc. - (5378) - ILP				
3901 Campbellton Rd. SW, Atlanta, GA 30331		Quarterly Scores (Grades)		Current Quarter Score (Grade)
Phone: 404-620-0747		Q1: 17.00 (F)	Q2: 08.33 (F)	50.00% (F)
Vendor ID# 161876		Q3: 50.00 (F)	Q4: N/A	
Program Census Information:		# Children in Care During Quarter: 0	# Placements During Quarter: 0	# Children in Care On Last Day: 0
	Avg Performance All ILP/TLPs (%)	Provider Performance (%)*	Possible Points (Weight)	Provider Points Earned
OPM Monitoring Reviews				
Annual Comprehensive Reviews	80%	Not Yet Conducted		
Safety Reviews	82%	Not Yet Conducted		
Monitoring Sub-Total				0.00
ILP/TLP Safety Outcomes				
Incidence of Maltreatment	0.00%	Not Eligible		
Staff Training/Foundations	93%	100%	6.5	6.50
Staff Safety Checks	81%	0%	6.5	0.00
Safety Sub-Total			13	6.50
ILP/TLP Permanency Outcomes				
Placement Stability	92%	Not Eligible		
Permanency Sub-Total			N/A	
ILP/TLP Well-Being Outcomes				
EPSDT Medical Visits	88%	Not Eligible		
EPSDT Dental Visits	78%	Not Eligible		
Academic Supports	46%	Not Eligible		
Provider ECEM Visits	82%	Not Eligible		
Placements with Siblings	No Data	Not Eligible	Not Scored	Not Scored
Placements within Legal County	32%	Not Eligible	Not Scored	Not Scored
Well-Being Sub-Total			N/A	
ILP/TLP Specialty Outcomes				
Academic/Career Development	47%	Not Eligible		
Ind Living Skills Provision	68%	Not Eligible		
Financial Independence	32%	Not Eligible		
WTLP/Life Coach	70%	Not Eligible		
Specialty Sub-Total			N/A	
*Performance calculation descriptions can be found in the FY 2019 RBWO PBP Measurements and Standards Guide.				

Monitoring & Outcomes: Possible Points = 13

Points Earned = 06.50

Score Before Incentives Credit

50.00%

**Performance-Based Placement Measures**
RBWO Provider GA+SCORECARD - ILP/TLP

Report Quarter: Q3 FY2020

Incentives Awarded	00.00 pts
PBP Verification	N/A pts
Total Score	50.00%

Provider/Program Name: sheRose, Inc. - (5378) - ILP

Program Census Information:		# Children in Care During Quarter: 0	# Placements During Quarter: 0	# Children in Care On Last Day: 0
ILP/TLP Incentive Credits	Avg Performance All ILP/TLPs (Points)	Provider Performance (%)*	Possible Points (Weight)	Provider Points Earned
No DOC Involvement		Not Eligible	5	
Community Connections		Not Eligible	4	
Positive Permanency Connections		Not Eligible	5	
HS Grad/GED/Prof or Trade Certificate/College		N/A	10/5/5/1	
Part-Time Employment with Medical Benefits		Not Eligible	10	
Living Arrangements at Discharge		Not Eligible	10	
Additional Academic Supports		Not Eligible	2	
Additional IL Skills Provision		Not Eligible	5	
Active Agency Accreditation		0%	4	0.00
Staff Clinical Licensure		0%	5	0.00
Incentives Total	8.12			0.00

*Performance calculation descriptions can be found in the FY 2019 RBWO PBP Measurements and Standards Guide.

Child Protective Services Investigations and Dispositions

The following investigations data, which is not used for scoring but is considered significant to a provider's performance, is from Georgia SHINES and is not considered final or complete until the end of the fiscal year.

Total Reports:	0	
Number Screened In:	0	
Number Screened Out:	0	
Number Substantiated:	0	
Number Unsubstantiated:	0	
Number Active CPS Investigations:	0	

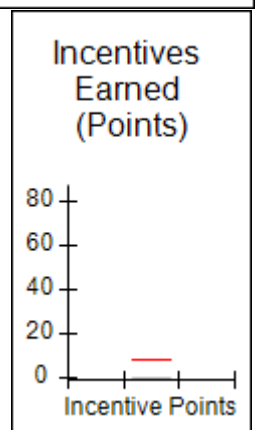
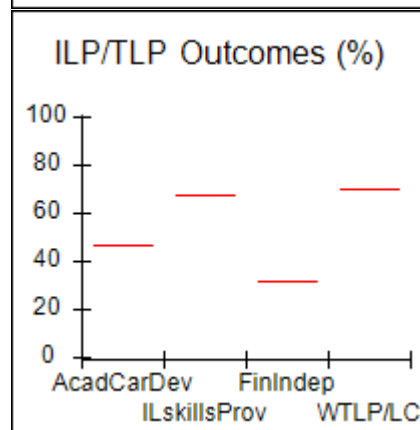
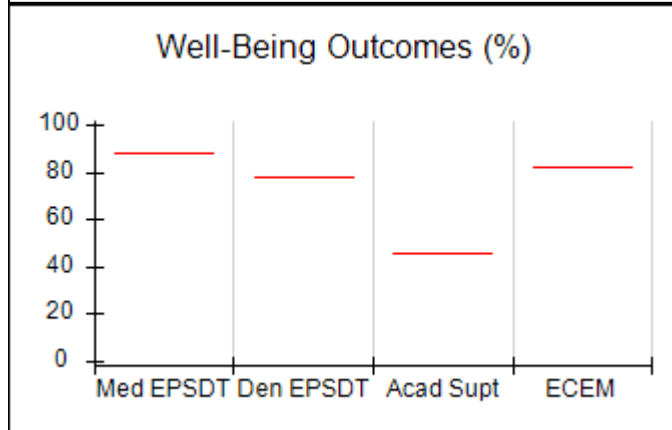
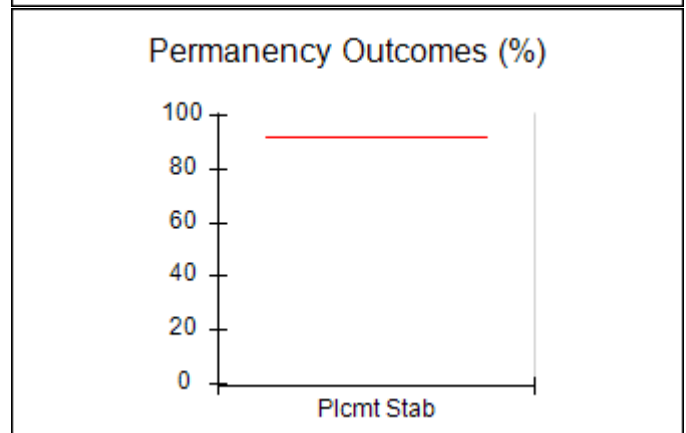
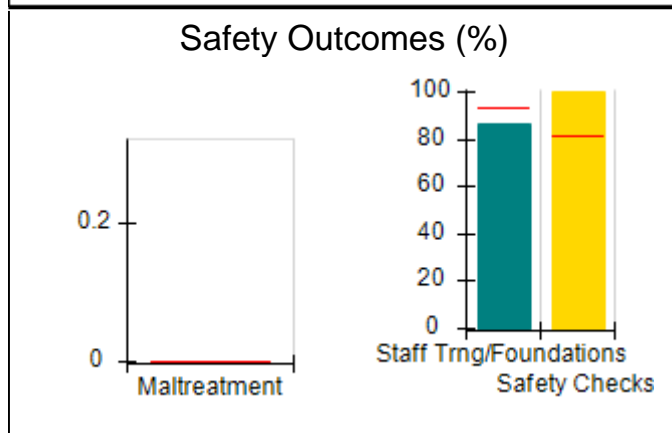
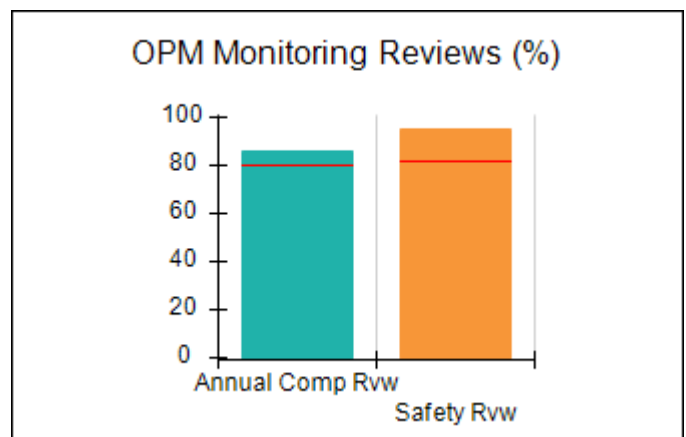
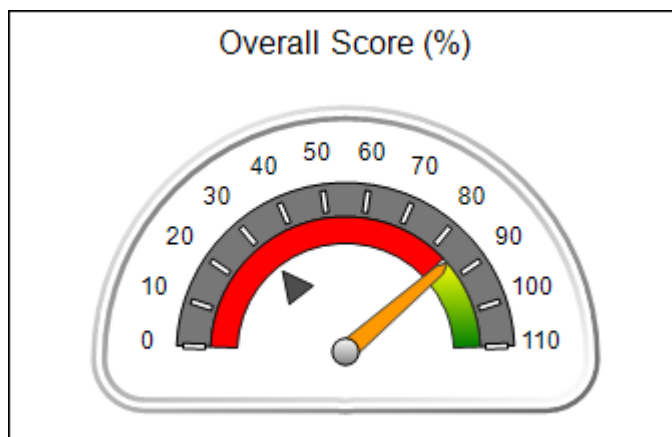


Performance-Based Placement Measures RBWO Provider GA+SCORECARD - ILP/TLP

Report Quarter: Q3 FY2020

Provider/Program Name: Stroman Account & Property - dba My Sister's Keeper (892) - TLP			
7431 Petunia Dr., Riverdale, GA 30296	Quarterly Scores (Grades)		Current Quarter Score (Grade)
Phone: 770-994-0607	Q1: 95.92 (A)	Q2: 95.52 (A)	85.68% (B)
Vendor ID# 35586	Q3: 85.68 (B)	Q4: N/A	
Program Census Information:	# Children in Care During Quarter: 0	# Placements During Quarter: 0	# Children in Care On Last Day: 0
Quarterly Provider Comparisons to All ILP/TLPs			

▼ — indicates average for all ILP/TLPs





Performance-Based Placement Measures

RBWO Provider GA+SCORECARD - ILP/TLP

Report Quarter: Q3 FY2020

Provider/Program Name: Stroman Account & Property - dba My Sister's Keeper (892) - TLP				
7431 Petunia Dr., Riverdale, GA 30296		Quarterly Scores (Grades)		Current Quarter Score (Grade)
Phone: 770-994-0607		Q1: 95.92 (A)	Q2: 95.52 (A)	85.68% (B)
Vendor ID# 35586		Q3: 85.68 (B)	Q4: N/A	
Program Census Information:		# Children in Care During Quarter: 0	# Placements During Quarter: 0	# Children in Care On Last Day: 0
	Avg Performance All ILP/TLPs (%)	Provider Performance (%)*	Possible Points (Weight)	Provider Points Earned
OPM Monitoring Reviews				
Annual Comprehensive Reviews	80%	86%	15	12.87
Safety Reviews	82%	95%	10	9.50
Monitoring Sub-Total			25	22.37
ILP/TLP Safety Outcomes				
Incidence of Maltreatment	0.00%	Not Eligible		
Staff Training/Foundations	93%	86%	6.5	5.59
Staff Safety Checks	81%	100%	6.5	6.50
Safety Sub-Total			13	12.09
ILP/TLP Permanency Outcomes				
Placement Stability	92%	Not Eligible		
Permanency Sub-Total			N/A	
ILP/TLP Well-Being Outcomes				
EPSDT Medical Visits	88%	Not Eligible		
EPSDT Dental Visits	78%	Not Eligible		
Academic Supports	46%	Not Eligible		
Provider ECEM Visits	82%	Not Eligible		
Placements with Siblings	No Data	Not Eligible	Not Scored	Not Scored
Placements within Legal County	32%	Not Eligible	Not Scored	Not Scored
Well-Being Sub-Total			N/A	
ILP/TLP Specialty Outcomes				
Academic/Career Development	47%	Not Eligible		
Ind Living Skills Provision	68%	Not Eligible		
Financial Independence	32%	Not Eligible		
WTLP/Life Coach	70%	Not Eligible		
Specialty Sub-Total			N/A	
*Performance calculation descriptions can be found in the FY 2019 RBWO PBP Measurements and Standards Guide.				

Monitoring & Outcomes: Possible Points = 33

Points Earned = 34.46



Performance-Based Placement Measures

RBWO Provider GA+SCORECARD - ILP/TLP

Report Quarter: Q3 FY2020

Score Before Incentives Credit	90.68%
Incentives Awarded	00.00 pts
PBP Verification	-5.00 pts
Total Score	85.68%

Provider/Program Name: Stroman Account & Property - dba My Sister's Keeper (892) - TLP

Program Census Information:		# Children in Care During Quarter: 0	# Placements During Quarter: 0	# Children in Care On Last Day: 0
ILP/TLP Incentive Credits	Avg Performance All ILP/TLPs (Points)	Provider Performance (%)*	Possible Points (Weight)	Provider Points Earned
No DOC Involvement		Not Eligible	5	
Community Connections		Not Eligible	4	
Positive Permanency Connections		Not Eligible	5	
HS Grad/GED/Prof or Trade Certificate/College		N/A	10/5/5/1	
Part-Time Employment with Medical Benefits		Not Eligible	10	
Living Arrangements at Discharge		Not Eligible	10	
Additional Academic Supports		Not Eligible	2	
Additional IL Skills Provision		Not Eligible	5	
Active Agency Accreditation		0%	4	0.00
Staff Clinical Licensure		0%	5	0.00
Incentives Total	8.12			0.00

*Performance calculation descriptions can be found in the FY 2019 RBWO PBP Measurements and Standards Guide.

Child Protective Services Investigations and Dispositions

The following investigations data, which is not used for scoring but is considered significant to a provider's performance, is from Georgia SHINES and is not considered final or complete until the end of the fiscal year.

Total Reports:	0
Number Screened In:	0
Number Screened Out:	0
Number Substantiated:	0
Number Unsubstantiated:	0
Number Active CPS Investigations:	0



Performance-Based Placement Measures

RBWO Provider GA+SCORECARD - ILP/TLP

Report Quarter: Q3 FY2020

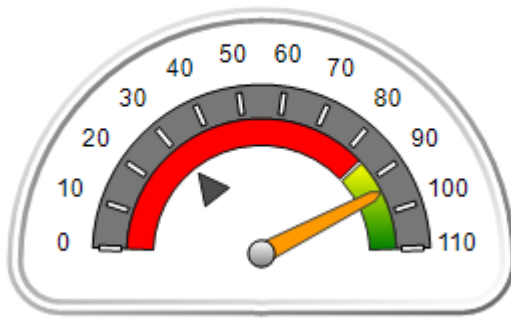
Provider/Program Name: Stroman Account & Property - dba My Sister's Keeper, Hampton Rd. (5157) - ILP

5250 Hampton Drive, College Park, GA 30349	Quarterly Scores (Grades)		Current Quarter Score (Grade)
Phone: 770-994-0607	Q1: 67.02 (D+)	Q2: 94.06 (A)	94.29% (A)
Vendor ID# 117923	Q3: 94.29 (A)	Q4: N/A	
Program Census Information:	# Children in Care During Quarter: 2	# Placements During Quarter: 2	# Children in Care On Last Day: 2

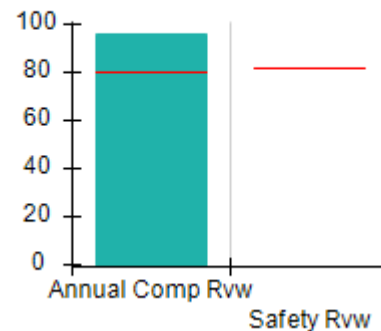
Quarterly Provider Comparisons to All ILP/TLPs

indicates average for all ILP/TLPs

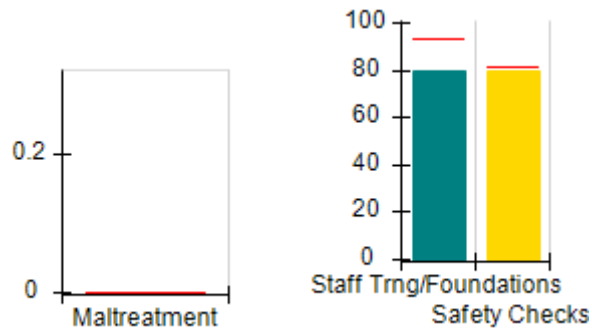
Overall Score (%)



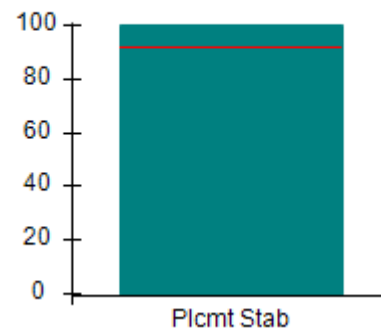
OPM Monitoring Reviews (%)



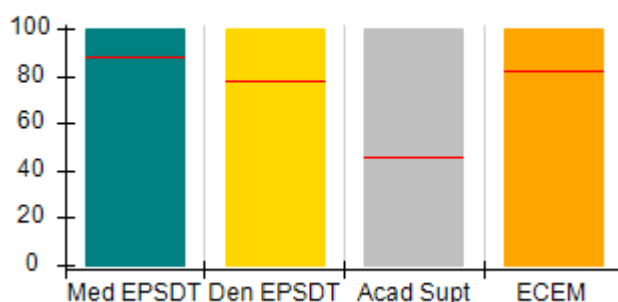
Safety Outcomes (%)



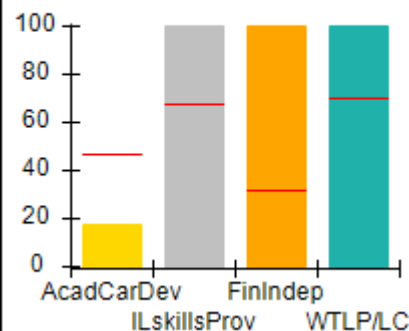
Permanency Outcomes (%)



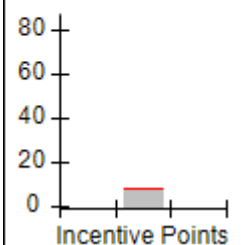
Well-Being Outcomes (%)



ILP/TLP Outcomes (%)



Incentives Earned (Points)





Performance-Based Placement Measures RBWO Provider GA+SCORECARD - ILP/TLP

Report Quarter: Q3 FY2020

Provider/Program Name: Stroman Account & Property - dba My Sister's Keeper, Hampton Rd. (5157) - ILP				
5250 Hampton Drive, College Park, GA 30349		Quarterly Scores (Grades)		Current Quarter Score (Grade)
Phone: 770-994-0607		Q1: 67.02 (D+)	Q2: 94.06 (A)	94.29% (A)
Vendor ID# 117923		Q3: 94.29 (A)	Q4: N/A	
Program Census Information:		# Children in Care During Quarter: 2	# Placements During Quarter: 2	# Children in Care On Last Day: 2
	Avg Performance All ILP/TLPs (%)	Provider Performance (%)*	Possible Points (Weight)	Provider Points Earned
OPM Monitoring Reviews				
Annual Comprehensive Reviews	80%	96%	15	14.46
Safety Reviews	82%	Not Yet Conducted		
Monitoring Sub-Total			15	14.46
ILP/TLP Safety Outcomes				
Incidence of Maltreatment	0.00%	Not Eligible		
Staff Training/Foundations	93%	80%	6.5	5.20
Staff Safety Checks	81%	80%	6.5	5.20
Safety Sub-Total			13	10.40
ILP/TLP Permanency Outcomes				
Placement Stability	92%	100%	3	3.00
Permanency Sub-Total			3	3.00
ILP/TLP Well-Being Outcomes				
EPSDT Medical Visits	88%	100%	4	4.00
EPSDT Dental Visits	78%	100%	4	4.00
Academic Supports	46%	100%	2	2.00
Provider ECEM Visits	82%	100%	4	4.00
Placements with Siblings	No Data	Not Eligible	Not Scored	Not Scored
Placements within Legal County	32%	Not Eligible	Not Scored	Not Scored
Well-Being Sub-Total			14	14.00
ILP/TLP Specialty Outcomes				
Academic/Career Development	47%	17%	10	1.70
Ind Living Skills Provision	68%	100%	15	15.00
Financial Independence	32%	100%	5	5.00
WTLP/Life Coach	70%	100%	15	15.00
Specialty Sub-Total			45	36.70
*Performance calculation descriptions can be found in the FY 2019 RBWO PBP Measurements and Standards Guide.				

Monitoring & Outcomes: Possible Points = 95
Points Earned = 78.56



Performance-Based Placement Measures

RBWO Provider GA+SCORECARD - ILP/TLP

Report Quarter: Q3 FY2020

Score Before Incentives Credit	87.29%
Incentives Awarded	07.00 pts
PBP Verification	N/A pts
Total Score	94.29%

Provider/Program Name: Stroman Account & Property - dba My Sister's Keeper, Hampton Rd. (5157) - ILP

Program Census Information:		# Children in Care During Quarter: 2	# Placements During Quarter: 2	# Children in Care On Last Day: 2
ILP/TLP Incentive Credits	Avg Performance All ILP/TLPs (Points)	Provider Performance (%)*	Possible Points (Weight)	Provider Points Earned
No DOC Involvement		100%	5	5.00
Community Connections		50%	4	2.00
Positive Permanency Connections		0%	5	0.00
HS Grad/GED/Prof or Trade Certificate/College		N/A	10/5/5/1	
Part-Time Employment with Medical Benefits		Not Eligible	10	
Living Arrangements at Discharge		Not Eligible	10	
Additional Academic Supports		0%	2	0.00
Additional IL Skills Provision		0%	5	0.00
Active Agency Accreditation		0%	4	0.00
Staff Clinical Licensure		0%	5	0.00
Incentives Total	8.12			7.00

*Performance calculation descriptions can be found in the FY 2019 RBWO PBP Measurements and Standards Guide.

Child Protective Services Investigations and Dispositions

The following investigations data, which is not used for scoring but is considered significant to a provider's performance, is from Georgia SHINES and is not considered final or complete until the end of the fiscal year.

Total Reports:	0
Number Screened In:	0
Number Screened Out:	0
Number Substantiated:	0
Number Unsubstantiated:	0
Number Active CPS Investigations:	0



Performance-Based Placement Measures

RBWO Provider GA+SCORECARD - ILP/TLP

Report Quarter: Q3 FY2020

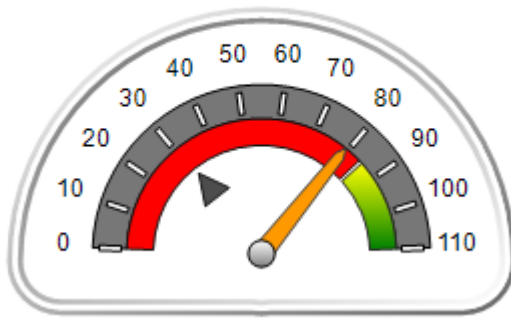
Provider/Program Name: Stroman Account & Property - dba My Sister's Keeper, Riverdale Rd. (5156) - ILP

6030 Riverdale Rd., College Park, GA 30296	Quarterly Scores (Grades)		Current Quarter Score (Grade)
Phone: 770-994-0607	Q1: 91.39 (A-)	Q2: 68.74 (D+)	79.19% (C+)
Vendor ID# 117989	Q3: 79.19 (C+)	Q4: N/A	
Program Census Information:	# Children in Care During Quarter: 10	# Placements During Quarter: 10	# Children in Care On Last Day: 9

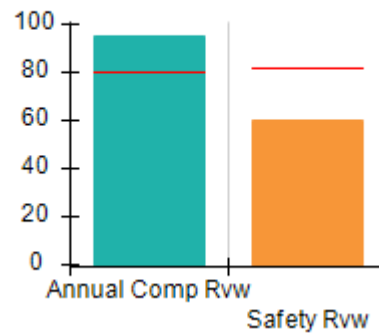
Quarterly Provider Comparisons to All ILP/TLPs

indicates average for all ILP/TLPs

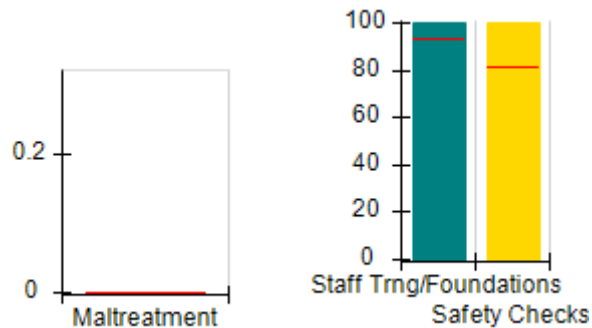
Overall Score (%)



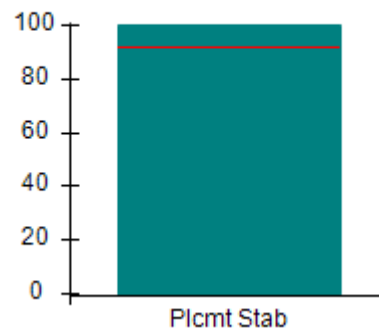
OPM Monitoring Reviews (%)



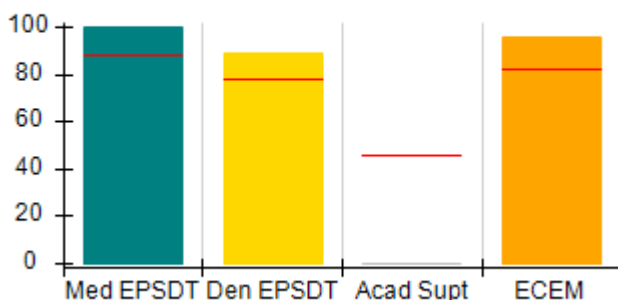
Safety Outcomes (%)



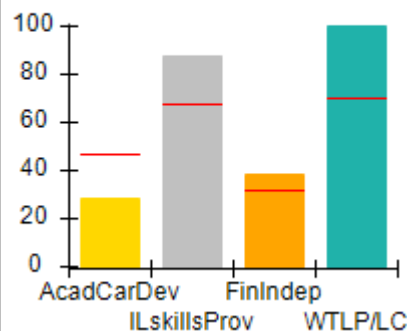
Permanency Outcomes (%)



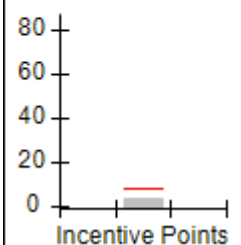
Well-Being Outcomes (%)



ILP/TLP Outcomes (%)



Incentives Earned (Points)





Performance-Based Placement Measures

RBWO Provider GA+SCORECARD - ILP/TLP

Report Quarter: Q3 FY2020

Provider/Program Name: Stroman Account & Property - dba My Sister's Keeper, Riverdale Rd. (5156) - ILP				
6030 Riverdale Rd., College Park, GA 30296		Quarterly Scores (Grades)		Current Quarter Score (Grade)
Phone: 770-994-0607		Q1: 91.39 (A-)	Q2: 68.74 (D+)	79.19% (C+)
Vendor ID# 117989		Q3: 79.19 (C+)	Q4: N/A	
Program Census Information:		# Children in Care During Quarter: 10	# Placements During Quarter: 10	# Children in Care On Last Day: 9
	Avg Performance All ILP/TLPs (%)	Provider Performance (%)*	Possible Points (Weight)	Provider Points Earned
OPM Monitoring Reviews				
Annual Comprehensive Reviews	80%	95%	15	14.31
Safety Reviews	82%	60%	10	6.00
Monitoring Sub-Total			25	20.31
ILP/TLP Safety Outcomes				
Incidence of Maltreatment	0.00%	Not Eligible		
Staff Training/Foundations	93%	100%	6.5	6.50
Staff Safety Checks	81%	100%	6.5	6.50
Safety Sub-Total			13	13.00
ILP/TLP Permanency Outcomes				
Placement Stability	92%	100%	3	3.00
Permanency Sub-Total			3	3.00
ILP/TLP Well-Being Outcomes				
EPSDT Medical Visits	88%	100%	4	4.00
EPSDT Dental Visits	78%	89%	4	3.56
Academic Supports	46%	0%	2	0.00
Provider ECEM Visits	82%	96%	4	3.84
Placements with Siblings	No Data	0%	Not Scored	Not Scored
Placements within Legal County	32%	0%	Not Scored	Not Scored
Well-Being Sub-Total			14	11.40
ILP/TLP Specialty Outcomes				
Academic/Career Development	47%	28%	10	2.80
Ind Living Skills Provision	68%	88%	15	13.20
Financial Independence	32%	38%	5	1.90
WTLP/Life Coach	70%	100%	15	15.00
Specialty Sub-Total			45	32.90
*Performance calculation descriptions can be found in the FY 2019 RBWO PBP Measurements and Standards Guide.				

Monitoring & Outcomes: Possible Points = 100

Points Earned = 80.61



Performance-Based Placement Measures

RBWO Provider GA+SCORECARD - ILP/TLP

Report Quarter: Q3 FY2020

Score Before Incentives Credit	80.61%
Incentives Awarded	03.72 pts
PBP Verification	-5.14 pts
Total Score	79.19%

Provider/Program Name: Stroman Account & Property - dba My Sister's Keeper, Riverdale Rd. (5156) - ILP

Program Census Information:		# Children in Care During Quarter: 10	# Placements During Quarter: 10	# Children in Care On Last Day: 9
ILP/TLP Incentive Credits	Avg Performance All ILP/TLPs (Points)	Provider Performance (%)*	Possible Points (Weight)	Provider Points Earned
No DOC Involvement		64%	5	3.20
Community Connections		13%	4	0.52
Positive Permanency Connections		0%	5	0.00
HS Grad/GED/Prof or Trade Certificate/College		N/A	10/5/5/1	
Part-Time Employment with Medical Benefits		0%	10	0.00
Living Arrangements at Discharge		0%	10	0.00
Additional Academic Supports		0%	2	0.00
Additional IL Skills Provision		0%	5	0.00
Active Agency Accreditation		0%	4	0.00
Staff Clinical Licensure		0%	5	0.00
Incentives Total	8.12			3.72

*Performance calculation descriptions can be found in the FY 2019 RBWO PBP Measurements and Standards Guide.

Child Protective Services Investigations and Dispositions

The following investigations data, which is not used for scoring but is considered significant to a provider's performance, is from Georgia SHINES and is not considered final or complete until the end of the fiscal year.

Total Reports:	0
Number Screened In:	0
Number Screened Out:	0
Number Substantiated:	0
Number Unsubstantiated:	0
Number Active CPS Investigations:	0



Performance-Based Placement Measures

RBWO Provider GA+SCORECARD - ILP/TLP

Report Quarter: Q3 FY2020

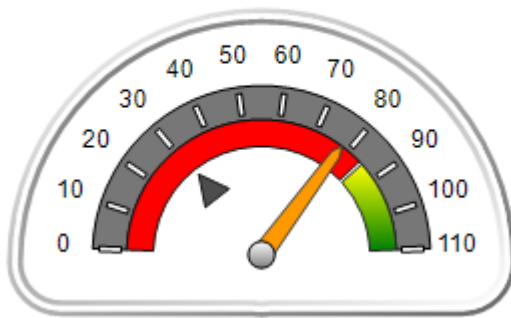
Provider/Program Name: Success For Children and Families - (5420) - ILP

7002 Hodgson Memorial Drive #111, Savannah, GA 31406	Quarterly Scores (Grades)		Current Quarter Score (Grade)
Phone: 912-712-5112	Q1: (N/A)	Q2: 94.84 (A)	77.80% (C+)
Vendor ID# 167044	Q3: 77.80 (C+)	Q4: N/A	
Program Census Information:	# Children in Care During Quarter: 6	# Placements During Quarter: 6	# Children in Care On Last Day: 5

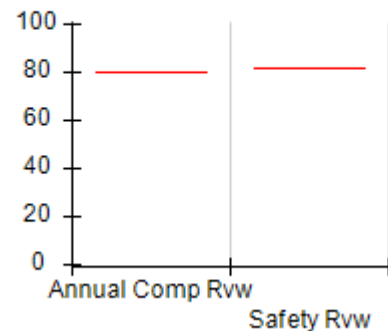
Quarterly Provider Comparisons to All ILP/TLPs

indicates average for all ILP/TLPs

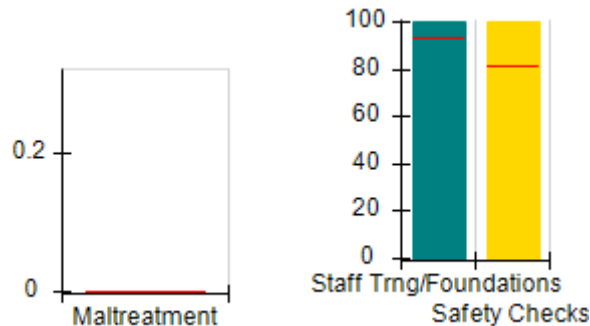
Overall Score (%)



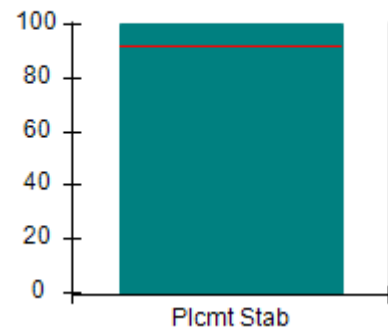
OPM Monitoring Reviews (%)



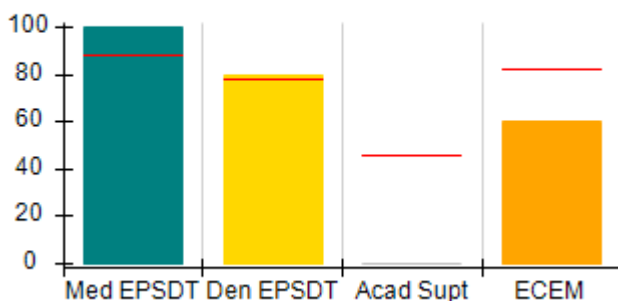
Safety Outcomes (%)



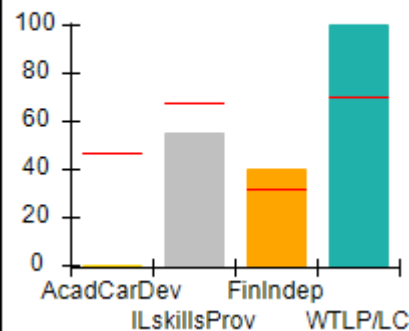
Permanency Outcomes (%)



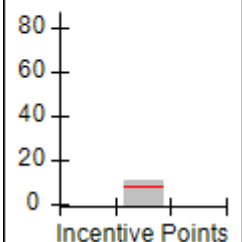
Well-Being Outcomes (%)



ILP/TLP Outcomes (%)



Incentives Earned (Points)





Performance-Based Placement Measures
RBWO Provider GA+SCORECARD - ILP/TLP

Report Quarter: Q3 FY2020

Provider/Program Name: Success For Children and Families - (5420) - ILP				
7002 Hodgson Memorial Drive #111, Savannah, GA 31406		Quarterly Scores (Grades)		Current Quarter Score (Grade)
Phone: 912-712-5112		Q1: (N/A)	Q2: 94.84 (A)	77.80% (C+)
Vendor ID# 167044		Q3: 77.80 (C+)	Q4: N/A	
Program Census Information:		# Children in Care During Quarter: 6	# Placements During Quarter: 6	# Children in Care On Last Day: 5
	Avg Performance All ILP/TLPs (%)	Provider Performance (%)*	Possible Points (Weight)	Provider Points Earned
OPM Monitoring Reviews				
Annual Comprehensive Reviews	80%	Not Yet Conducted		
Safety Reviews	82%	Not Yet Conducted		
Monitoring Sub-Total				0.00
ILP/TLP Safety Outcomes				
Incidence of Maltreatment	0.00%	No Substantiated Reports	3	3.00
Staff Training/Foundations	93%	100%	5	5.00
Staff Safety Checks	81%	100%	5	5.00
Safety Sub-Total			13	13.00
ILP/TLP Permanency Outcomes				
Placement Stability	92%	100%	3	3.00
Permanency Sub-Total			3	3.00
ILP/TLP Well-Being Outcomes				
EPSDT Medical Visits	88%	100%	4	4.00
EPSDT Dental Visits	78%	80%	4	3.20
Academic Supports	46%	0%	2	0.00
Provider ECEM Visits	82%	60%	4	2.40
Placements with Siblings	No Data	0%	Not Scored	Not Scored
Placements within Legal County	32%	100%	Not Scored	Not Scored
Well-Being Sub-Total			14	9.60
ILP/TLP Specialty Outcomes				
Academic/Career Development	47%	0%	10	0.00
Ind Living Skills Provision	68%	55%	15	8.25
Financial Independence	32%	40%	5	2.00
WTLP/Life Coach	70%	100%	15	15.00
Specialty Sub-Total			45	25.25
*Performance calculation descriptions can be found in the FY 2019 RBWO PBP Measurements and Standards Guide.				

Monitoring & Outcomes: Possible Points = 80

Points Earned = 50.85



Performance-Based Placement Measures

RBWO Provider GA+SCORECARD - ILP/TLP

Report Quarter: Q3 FY2020

Score Before Incentives Credit	67.80%
Incentives Awarded	10.00 pts
PBP Verification	N/A pts
Total Score	77.80%

Provider/Program Name: Success For Children and Families - (5420) - ILP				
Program Census Information:		# Children in Care During Quarter: 6	# Placements During Quarter: 6	# Children in Care On Last Day: 5
ILP/TLP Incentive Credits	Avg Performance All ILP/TLPs (Points)	Provider Performance (%)*	Possible Points (Weight)	Provider Points Earned
No DOC Involvement		80%	5	4.00
Community Connections		0%	4	0.00
Positive Permanency Connections		100%	5	5.00
HS Grad/GED/Prof or Trade Certificate/College		N/A	10/5/5/1	
Part-Time Employment with Medical Benefits		0%	10	0.00
Living Arrangements at Discharge		0%	10	0.00
Additional Academic Supports		0%	2	0.00
Additional IL Skills Provision		30%	5	1.50
Active Agency Accreditation		0%	4	0.00
Staff Clinical Licensure		10%	5	0.50
Incentives Total	8.12			11.00

*Performance calculation descriptions can be found in the FY 2019 RBWO PBP Measurements and Standards Guide.

Child Protective Services Investigations and Dispositions		
The following investigations data, which is not used for scoring but is considered significant to a provider's performance, is from Georgia SHINES and is not considered final or complete until the end of the fiscal year.		
Total Reports:	0	
Number Screened In:	0	
Number Screened Out:	0	
Number Substantiated:	0	
Number Unsubstantiated:	0	
Number Active CPS Investigations:	0	



Performance-Based Placement Measures RBWO Provider GA+SCORECARD - ILP/TLP

Report Quarter: Q3 FY2020

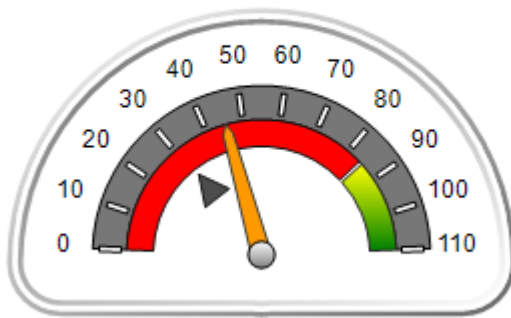
Provider/Program Name: The Exposure Foundation, Inc. - Charter Way (5380) - ILP

6462 Charter Way, Lithonia, GA 30058	Quarterly Scores (Grades)		Current Quarter Score (Grade)
Phone: 404-838-9688	Q1: 40.65 (F)	Q2: 84.62 (B)	45.29% (F)
Vendor ID# 161860	Q3: 45.29 (F)	Q4: N/A	
Program Census Information:	# Children in Care During Quarter: 1	# Placements During Quarter: 1	# Children in Care On Last Day: 0

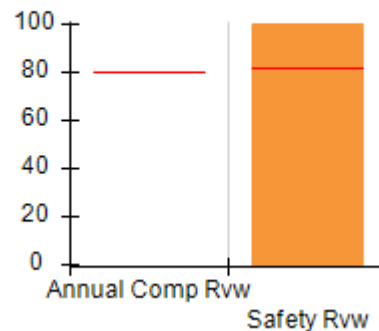
Quarterly Provider Comparisons to All ILP/TLPs

▼ — indicates average for all ILP/TLPs

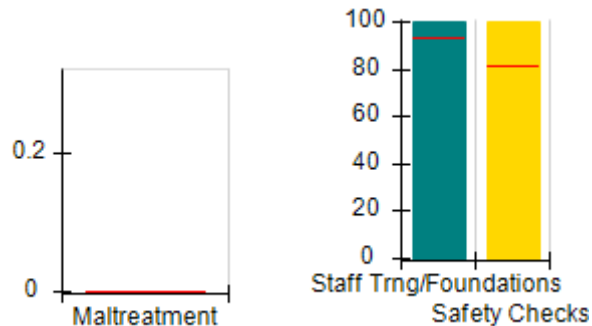
Overall Score (%)



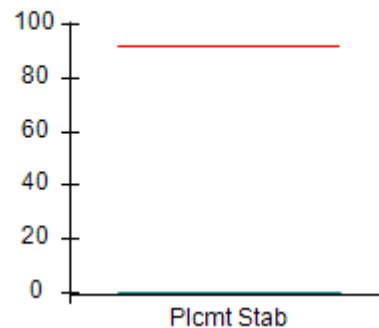
OPM Monitoring Reviews (%)



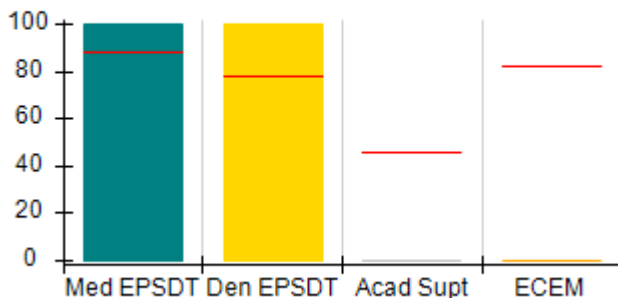
Safety Outcomes (%)



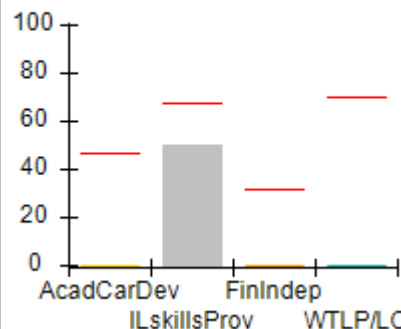
Permanency Outcomes (%)



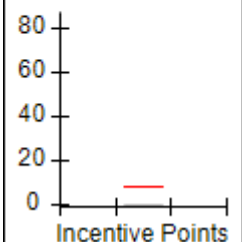
Well-Being Outcomes (%)



ILP/TLP Outcomes (%)



Incentives Earned (Points)





Performance-Based Placement Measures

RBWO Provider GA+SCORECARD - ILP/TLP

Report Quarter: Q3 FY2020

Provider/Program Name: The Exposure Foundation, Inc. - Charter Way (5380) - ILP				
6462 Charter Way, Lithonia, GA 30058		Quarterly Scores (Grades)		Current Quarter Score (Grade)
Phone: 404-838-9688		Q1: 40.65 (F)	Q2: 84.62 (B)	45.29% (F)
Vendor ID# 161860		Q3: 45.29 (F)	Q4: N/A	
Program Census Information:		# Children in Care During Quarter: 1	# Placements During Quarter: 1	# Children in Care On Last Day: 0
	Avg Performance All ILP/TLPs (%)	Provider Performance (%)*	Possible Points (Weight)	Provider Points Earned
OPM Monitoring Reviews				
Annual Comprehensive Reviews	80%	Not Yet Conducted		
Safety Reviews	82%	100%	10	10.00
Monitoring Sub-Total			10	10.00
ILP/TLP Safety Outcomes				
Incidence of Maltreatment	0.00%	Not Eligible		
Staff Training/Foundations	93%	100%	6.5	6.50
Staff Safety Checks	81%	100%	6.5	6.50
Safety Sub-Total			13	13.00
ILP/TLP Permanency Outcomes				
Placement Stability	92%	0%	3	0.00
Permanency Sub-Total			3	0.00
ILP/TLP Well-Being Outcomes				
EPSDT Medical Visits	88%	100%	4	4.00
EPSDT Dental Visits	78%	100%	4	4.00
Academic Supports	46%	0%	2	0.00
Provider ECEM Visits	82%	0%	4	0.00
Placements with Siblings	No Data	Not Eligible	Not Scored	Not Scored
Placements within Legal County	32%	Not Eligible	Not Scored	Not Scored
Well-Being Sub-Total			14	8.00
ILP/TLP Specialty Outcomes				
Academic/Career Development	47%	0%	10	0.00
Ind Living Skills Provision	68%	50%	15	7.50
Financial Independence	32%	0%	5	0.00
WTLP/Life Coach	70%	0%	15	0.00
Specialty Sub-Total			45	7.50
*Performance calculation descriptions can be found in the FY 2019 RBWO PBP Measurements and Standards Guide.				
Monitoring & Outcomes: Possible Points = 85			Points Earned = 38.50	
Score Before Incentives Credit				45.29%

**Performance-Based Placement Measures**
RBWO Provider GA+SCORECARD - ILP/TLP

Report Quarter: Q3 FY2020

Incentives Awarded	00.00 pts
PBP Verification	N/A pts
Total Score	45.29%

Provider/Program Name: The Exposure Foundation, Inc. - Charter Way (5380) - ILP

Program Census Information:		# Children in Care During Quarter: 1	# Placements During Quarter: 1	# Children in Care On Last Day: 0
ILP/TLP Incentive Credits	Avg Performance All ILP/TLPs (Points)	Provider Performance (%)*	Possible Points (Weight)	Provider Points Earned
No DOC Involvement		0%	5	0.00
Community Connections		Not Eligible	4	
Positive Permanency Connections		Not Eligible	5	
HS Grad/GED/Prof or Trade Certificate/College		N/A	10/5/5/1	
Part-Time Employment with Medical Benefits		0%	10	0.00
Living Arrangements at Discharge		0%	10	0.00
Additional Academic Supports		0%	2	0.00
Additional IL Skills Provision		0%	5	0.00
Active Agency Accreditation		0%	4	0.00
Staff Clinical Licensure		0%	5	0.00
Incentives Total	8.12			0.00

*Performance calculation descriptions can be found in the FY 2019 RBWO PBP Measurements and Standards Guide.

Child Protective Services Investigations and Dispositions

The following investigations data, which is not used for scoring but is considered significant to a provider's performance, is from Georgia SHINES and is not considered final or complete until the end of the fiscal year.

Total Reports:	0	
Number Screened In:	0	
Number Screened Out:	0	
Number Substantiated:	0	
Number Unsubstantiated:	0	
Number Active CPS Investigations:	0	



Performance-Based Placement Measures

RBWO Provider GA+SCORECARD - ILP/TLP

Report Quarter: Q3 FY2020

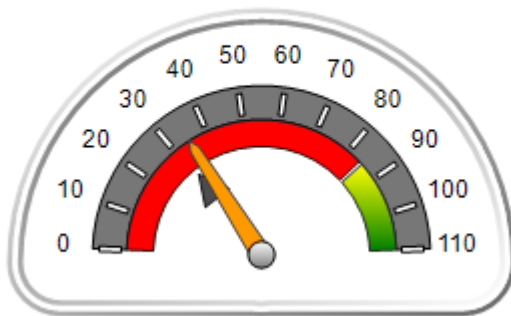
Provider/Program Name: The Exposure Foundation, Inc. - Woodcrest Village (5421) - ILP

2325 Woodcrest Walk, Lithonia, GA 30058	Quarterly Scores (Grades)		Current Quarter Score (Grade)
Phone: 404-838-9688	Q1: (N/A)	Q2: 20.73 (F)	34.73% (F)
Vendor ID# 166842	Q3: 34.73 (F)	Q4: N/A	
Program Census Information:	# Children in Care During Quarter: 2	# Placements During Quarter: 2	# Children in Care On Last Day: 2

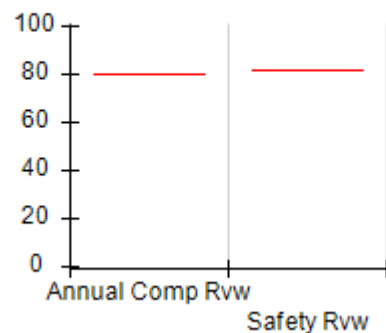
Quarterly Provider Comparisons to All ILP/TLPs

indicates average for all ILP/TLPs

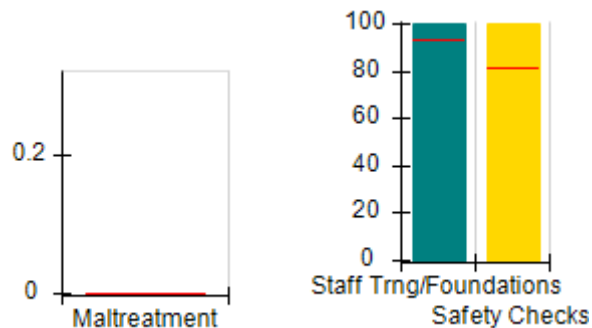
Overall Score (%)



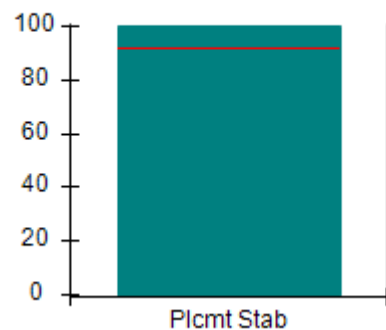
OPM Monitoring Reviews (%)



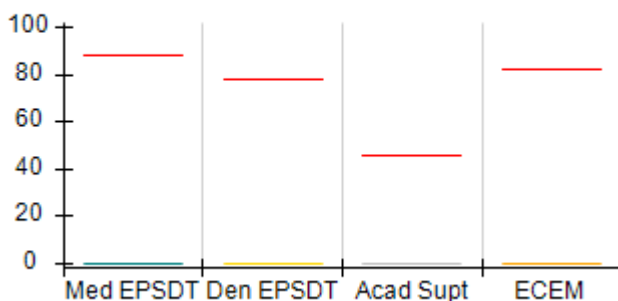
Safety Outcomes (%)



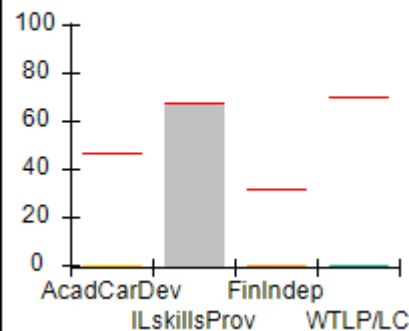
Permanency Outcomes (%)



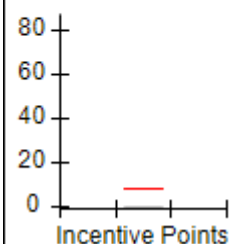
Well-Being Outcomes (%)



ILP/TLP Outcomes (%)



Incentives Earned (Points)





Performance-Based Placement Measures

RBWO Provider GA+SCORECARD - ILP/TLP

Report Quarter: Q3 FY2020

Provider/Program Name: The Exposure Foundation, Inc. - Woodcrest Village (5421) - ILP				
2325 Woodcrest Walk, Lithonia, GA 30058		Quarterly Scores (Grades)		Current Quarter Score (Grade)
Phone: 404-838-9688		Q1: (N/A)	Q2: 20.73 (F)	34.73% (F)
Vendor ID# 166842		Q3: 34.73 (F)	Q4: N/A	
Program Census Information:		# Children in Care During Quarter: 2	# Placements During Quarter: 2	# Children in Care On Last Day: 2
	Avg Performance All ILP/TLPs (%)	Provider Performance (%)*	Possible Points (Weight)	Provider Points Earned
OPM Monitoring Reviews				
Annual Comprehensive Reviews	80%	Not Yet Conducted		
Safety Reviews	82%	Not Yet Conducted		
Monitoring Sub-Total				0.00
ILP/TLP Safety Outcomes				
Incidence of Maltreatment	0.00%	Not Eligible		
Staff Training/Foundations	93%	100%	6.5	6.50
Staff Safety Checks	81%	100%	6.5	6.50
Safety Sub-Total			13	13.00
ILP/TLP Permanency Outcomes				
Placement Stability	92%	100%	3	3.00
Permanency Sub-Total			3	3.00
ILP/TLP Well-Being Outcomes				
EPSDT Medical Visits	88%	0%	4	0.00
EPSDT Dental Visits	78%	0%	4	0.00
Academic Supports	46%	0%	2	0.00
Provider ECEM Visits	82%	0%	4	0.00
Placements with Siblings	No Data	Not Eligible	Not Scored	Not Scored
Placements within Legal County	32%	Not Eligible	Not Scored	Not Scored
Well-Being Sub-Total			14	0.00
ILP/TLP Specialty Outcomes				
Academic/Career Development	47%	0%	10	0.00
Ind Living Skills Provision	68%	67%	15	10.05
Financial Independence	32%	0%	5	0.00
WTLP/Life Coach	70%	0%	15	0.00
Specialty Sub-Total			45	10.05
*Performance calculation descriptions can be found in the FY 2019 RBWO PBP Measurements and Standards Guide.				
Monitoring & Outcomes: Possible Points = 80			Points Earned = 26.05	
Score Before Incentives Credit				34.73%

**Performance-Based Placement Measures**
RBWO Provider GA+SCORECARD - ILP/TLP

Report Quarter: Q3 FY2020

Incentives Awarded	00.00 pts
PBP Verification	N/A pts
Total Score	34.73%

Provider/Program Name: The Exposure Foundation, Inc. - Woodcrest Village (5421) - ILP

Program Census Information:		# Children in Care During Quarter: 2	# Placements During Quarter: 2	# Children in Care On Last Day: 2
ILP/TLP Incentive Credits	Avg Performance All ILP/TLPs (Points)	Provider Performance (%)*	Possible Points (Weight)	Provider Points Earned
No DOC Involvement		0%	5	0.00
Community Connections		0%	4	0.00
Positive Permanency Connections		0%	5	0.00
HS Grad/GED/Prof or Trade Certificate/College		N/A	10/5/5/1	
Part-Time Employment with Medical Benefits		Not Eligible	10	
Living Arrangements at Discharge		Not Eligible	10	
Additional Academic Supports		0%	2	0.00
Additional IL Skills Provision		0%	5	0.00
Active Agency Accreditation		0%	4	0.00
Staff Clinical Licensure		0%	5	0.00
Incentives Total	8.12			0.00

*Performance calculation descriptions can be found in the FY 2019 RBWO PBP Measurements and Standards Guide.

Child Protective Services Investigations and Dispositions

The following investigations data, which is not used for scoring but is considered significant to a provider's performance, is from Georgia SHINES and is not considered final or complete until the end of the fiscal year.

Total Reports:	0	
Number Screened In:	0	
Number Screened Out:	0	
Number Substantiated:	0	
Number Unsubstantiated:	0	
Number Active CPS Investigations:	0	

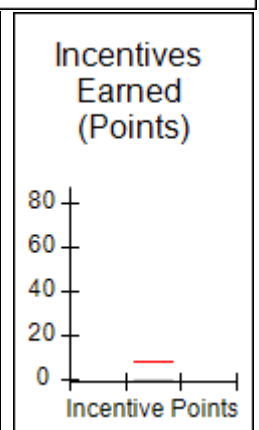
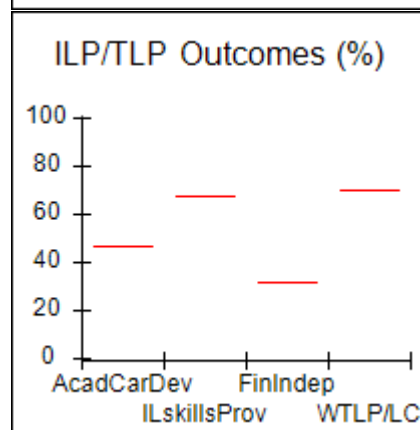
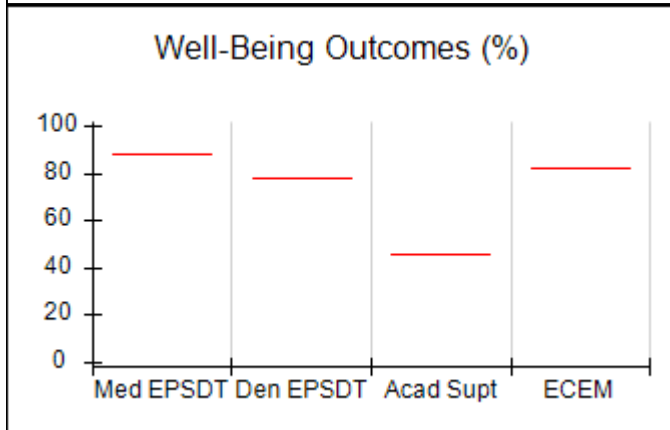
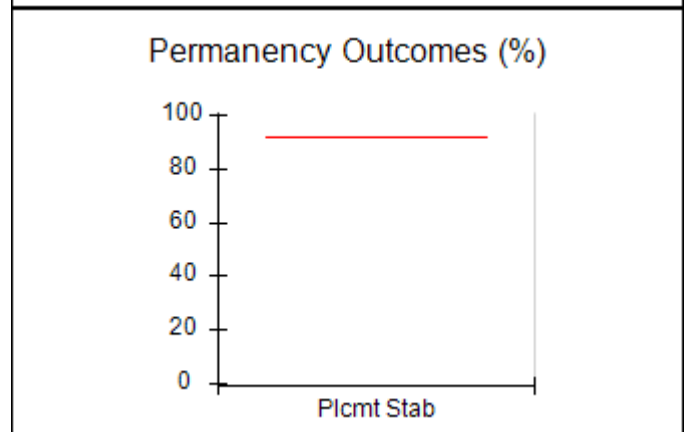
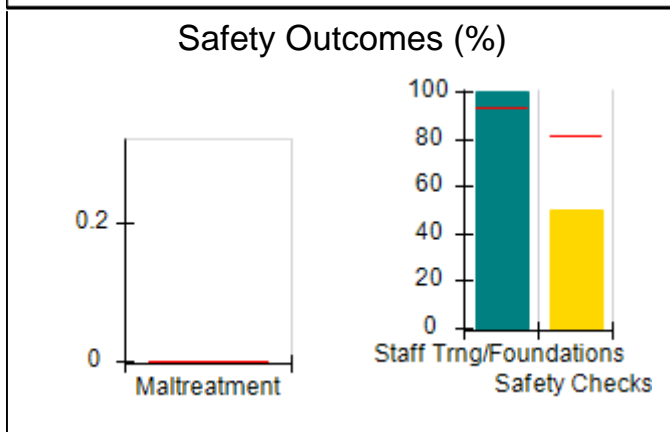
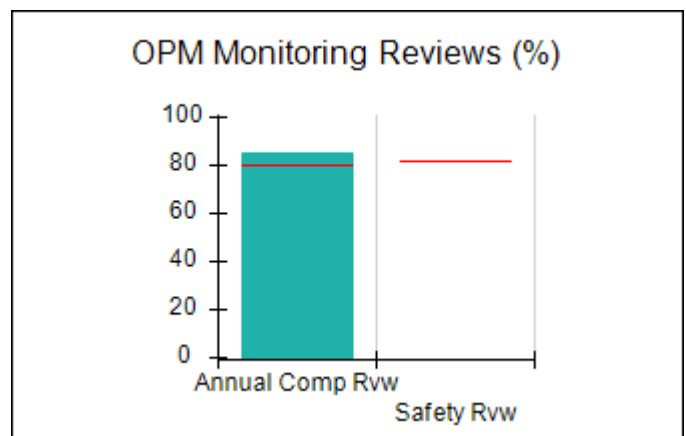
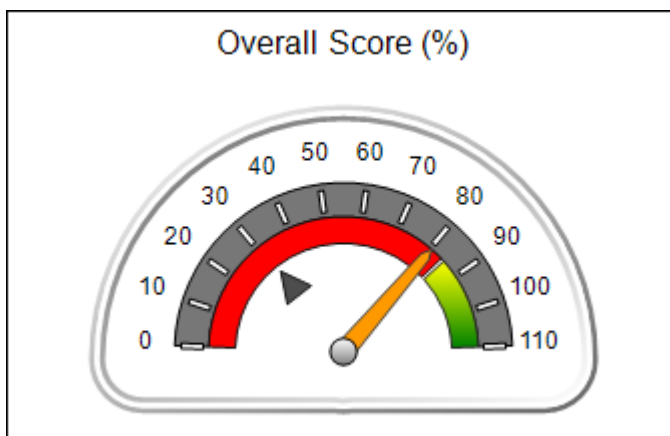


Performance-Based Placement Measures RBWO Provider GA+SCORECARD - ILP/TLP

Report Quarter: Q3 FY2020

Provider/Program Name: Turning Point Homes - Independent Living Program (832) - ILP			
2058 Snapfinger Road, Decatur, GA 30034	Quarterly Scores (Grades)		Current Quarter Score (Grade)
Phone: 678-303-2651	Q1: 81.66 (B-)	Q2: 80.46 (B-)	80.46% (B-)
Vendor ID# 35605	Q3: 80.46 (B-)	Q4: N/A	
Program Census Information:	# Children in Care During Quarter: 0	# Placements During Quarter: 0	# Children in Care On Last Day: 0
Quarterly Provider Comparisons to All ILP/TLPs			

▼ — indicates average for all ILP/TLPs





Performance-Based Placement Measures

RBWO Provider GA+SCORECARD - ILP/TLP

Report Quarter: Q3 FY2020

Provider/Program Name: Turning Point Homes - Independent Living Program (832) - ILP				
2058 Snapfinger Road, Decatur, GA 30034		Quarterly Scores (Grades)		Current Quarter Score (Grade)
Phone: 678-303-2651		Q1: 81.66 (B-)	Q2: 80.46 (B-)	80.46% (B-)
Vendor ID# 35605		Q3: 80.46 (B-)	Q4: N/A	
Program Census Information:		# Children in Care During Quarter: 0	# Placements During Quarter: 0	# Children in Care On Last Day: 0
	Avg Performance All ILP/TLPs (%)	Provider Performance (%)*	Possible Points (Weight)	Provider Points Earned
OPM Monitoring Reviews				
Annual Comprehensive Reviews	80%	85%	15	12.78
Safety Reviews	82%	Not Yet Conducted		
Monitoring Sub-Total			15	12.78
ILP/TLP Safety Outcomes				
Incidence of Maltreatment	0.00%	Not Eligible		
Staff Training/Foundations	93%	100%	6.5	6.50
Staff Safety Checks	81%	50%	6.5	3.25
Safety Sub-Total			13	9.75
ILP/TLP Permanency Outcomes				
Placement Stability	92%	Not Eligible		
Permanency Sub-Total			N/A	
ILP/TLP Well-Being Outcomes				
EPSDT Medical Visits	88%	Not Eligible		
EPSDT Dental Visits	78%	Not Eligible		
Academic Supports	46%	Not Eligible		
Provider ECEM Visits	82%	Not Eligible		
Placements with Siblings	No Data	Not Eligible	Not Scored	Not Scored
Placements within Legal County	32%	Not Eligible	Not Scored	Not Scored
Well-Being Sub-Total			N/A	
ILP/TLP Specialty Outcomes				
Academic/Career Development	47%	Not Eligible		
Ind Living Skills Provision	68%	Not Eligible		
Financial Independence	32%	Not Eligible		
WTLP/Life Coach	70%	Not Eligible		
Specialty Sub-Total			N/A	
*Performance calculation descriptions can be found in the FY 2019 RBWO PBP Measurements and Standards Guide.				

Monitoring & Outcomes: Possible Points = 28	Points Earned = 22.53
Score Before Incentives Credit	80.46%



Performance-Based Placement Measures

RBWO Provider GA+SCORECARD - ILP/TLP

Report Quarter: Q3 FY2020

Incentives Awarded	00.00 pts
PBP Verification	N/A pts
Total Score	80.46%

Provider/Program Name: Turning Point Homes - Independent Living Program (832) - ILP

Program Census Information:		# Children in Care During Quarter: 0	# Placements During Quarter: 0	# Children in Care On Last Day: 0
ILP/TLP Incentive Credits	Avg Performance All ILP/TLPs (Points)	Provider Performance (%)*	Possible Points (Weight)	Provider Points Earned
No DOC Involvement		Not Eligible	5	
Community Connections		Not Eligible	4	
Positive Permanency Connections		Not Eligible	5	
HS Grad/GED/Prof or Trade Certificate/College		N/A	10/5/5/1	
Part-Time Employment with Medical Benefits		Not Eligible	10	
Living Arrangements at Discharge		Not Eligible	10	
Additional Academic Supports		Not Eligible	2	
Additional IL Skills Provision		Not Eligible	5	
Active Agency Accreditation		0%	4	0.00
Staff Clinical Licensure		0%	5	0.00
Incentives Total	8.12			0.00

*Performance calculation descriptions can be found in the FY 2019 RBWO PBP Measurements and Standards Guide.

Child Protective Services Investigations and Dispositions

The following investigations data, which is not used for scoring but is considered significant to a provider's performance, is from Georgia SHINES and is not considered final or complete until the end of the fiscal year.

Total Reports:	0
Number Screened In:	0
Number Screened Out:	0
Number Substantiated:	0
Number Unsubstantiated:	0
Number Active CPS Investigations:	0



Performance-Based Placement Measures

RBWO Provider GA+SCORECARD - ILP/TLP

Report Quarter: Q3 FY2020

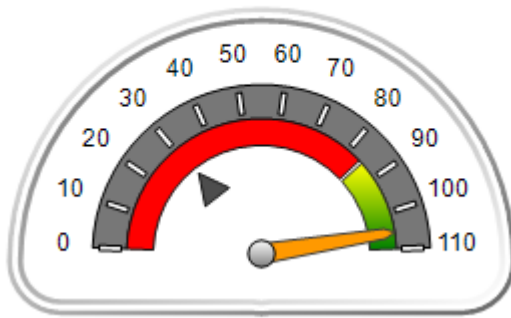
Provider/Program Name: United Methodist Children Home of the North GA Conference - DBA Wellroot Family Services - ILP (4428) - ILP

1967 Lakeside Pkwy, Tucker, GA 30084	Quarterly Scores (Grades)		Current Quarter Score (Grade)
Phone: 404-327-5820	Q1: 107.30 (A+)	Q2: 106.80 (A+)	105.56% (A+)
Vendor ID# 63445	Q3: 105.56 (A+)	Q4: N/A	
Program Census Information:	# Children in Care During Quarter: 5	# Placements During Quarter: 5	# Children in Care On Last Day: 3

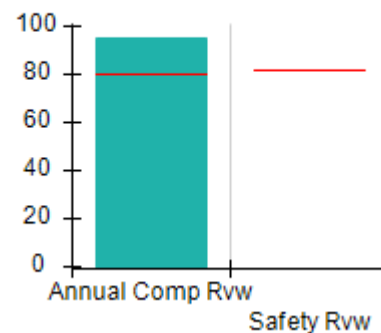
Quarterly Provider Comparisons to All ILP/TLPs

indicates average for all ILP/TLPs

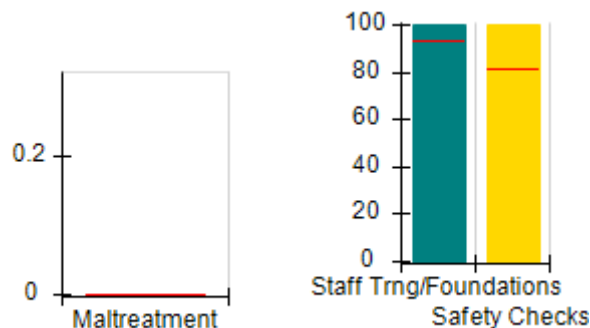
Overall Score (%)



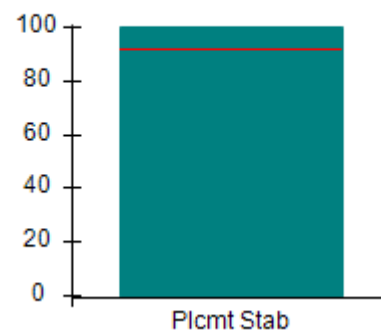
OPM Monitoring Reviews (%)



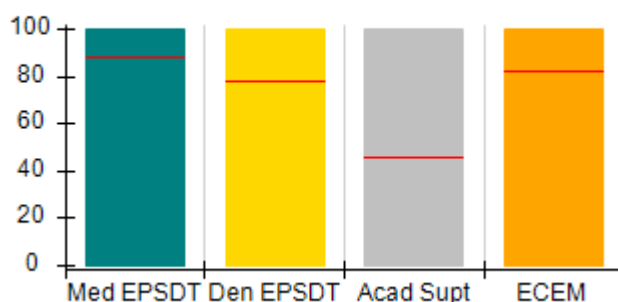
Safety Outcomes (%)



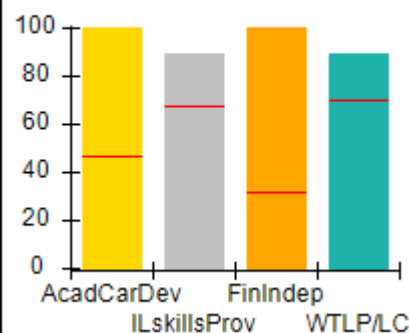
Permanency Outcomes (%)



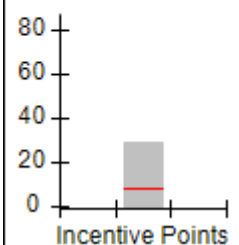
Well-Being Outcomes (%)



ILP/TLP Outcomes (%)



Incentives Earned (Points)





Performance-Based Placement Measures

RBWO Provider GA+SCORECARD - ILP/TLP

Report Quarter: Q3 FY2020

Provider/Program Name: United Methodist Children Home of the North GA Conference - DBA Wellroot Family Services - ILP (4428) - ILP

1967 Lakeside Pkwy, Tucker, GA 30084	Quarterly Scores (Grades)		Current Quarter Score (Grade)
Phone: 404-327-5820	Q1: 107.30 (A+)	Q2: 106.80 (A+)	105.56% (A+)
Vendor ID# 63445	Q3: 105.56 (A+)	Q4: N/A	

Program Census Information:	# Children in Care During Quarter: 5	# Placements During Quarter: 5	# Children in Care On Last Day: 3
-----------------------------	--------------------------------------	--------------------------------	-----------------------------------

	Avg Performance All ILP/TLPs (%)	Provider Performance (%)*	Possible Points (Weight)	Provider Points Earned
--	----------------------------------	---------------------------	--------------------------	------------------------

OPM Monitoring Reviews

Annual Comprehensive Reviews	80%	95%	15	14.30
Safety Reviews	82%	Not Yet Conducted		
Monitoring Sub-Total			15	14.30

ILP/TLP Safety Outcomes

Incidence of Maltreatment	0.00%	Not Eligible		
Staff Training/Foundations	93%	100%	6.5	6.50
Staff Safety Checks	81%	100%	6.5	6.50
Safety Sub-Total			13	13.00

ILP/TLP Permanency Outcomes

Placement Stability	92%	100%	3	3.00
Permanency Sub-Total			3	3.00

ILP/TLP Well-Being Outcomes

EPSDT Medical Visits	88%	100%	4	4.00
EPSDT Dental Visits	78%	100%	4	4.00
Academic Supports	46%	100%	2	2.00
Provider ECEM Visits	82%	100%	4	4.00
Placements with Siblings	No Data	Not Eligible	Not Scored	Not Scored
Placements within Legal County	32%	0%	Not Scored	Not Scored
Well-Being Sub-Total			14	14.00

ILP/TLP Specialty Outcomes

Academic/Career Development	47%	100%	10	10.00
Ind Living Skills Provision	68%	89%	15	13.35
Financial Independence	32%	100%	5	5.00
WTLP/Life Coach	70%	89%	15	13.35
Specialty Sub-Total			45	41.70

*Performance calculation descriptions can be found in the FY 2019 RBWO PBP Measurements and Standards Guide.

Monitoring & Outcomes: Possible Points = 95	Points Earned = 86.00
--	------------------------------



Performance-Based Placement Measures

RBWO Provider GA+SCORECARD - ILP/TLP

Report Quarter: Q3 FY2020

Score Before Incentives Credit	95.56%
Incentives Awarded	10.00 pts
PBP Verification	N/A pts
Total Score	105.56%

Provider/Program Name: United Methodist Children Home of the North GA Conference - DBA Wellroot Family Services - ILP (4428) - ILP

Program Census Information:		# Children in Care During Quarter: 5	# Placements During Quarter: 5	# Children in Care On Last Day: 3
ILP/TLP Incentive Credits	Avg Performance All ILP/TLPs (Points)	Provider Performance (%)*	Possible Points (Weight)	Provider Points Earned
No DOC Involvement		100%	5	5.00
Community Connections		100%	4	4.00
Positive Permanency Connections		100%	5	5.00
HS Grad/GED/Prof or Trade Certificate/College		N/A	10/5/5/1	
Part-Time Employment with Medical Benefits		50%	10	5.00
Living Arrangements at Discharge		50%	10	5.00
Additional Academic Supports		100%	2	2.00
Additional IL Skills Provision		13%	5	0.65
Active Agency Accreditation		50%	4	2.00
Staff Clinical Licensure		0%	5	0.00
Incentives Total	8.12			28.65

*Performance calculation descriptions can be found in the FY 2019 RBWO PBP Measurements and Standards Guide.

Child Protective Services Investigations and Dispositions

The following investigations data, which is not used for scoring but is considered significant to a provider's performance, is from Georgia SHINES and is not considered final or complete until the end of the fiscal year.

Total Reports:	0
Number Screened In:	0
Number Screened Out:	0
Number Substantiated:	0
Number Unsubstantiated:	0
Number Active CPS Investigations:	0



Performance-Based Placement Measures

RBWO Provider GA+SCORECARD - ILP/TLP

Report Quarter: Q3 FY2020

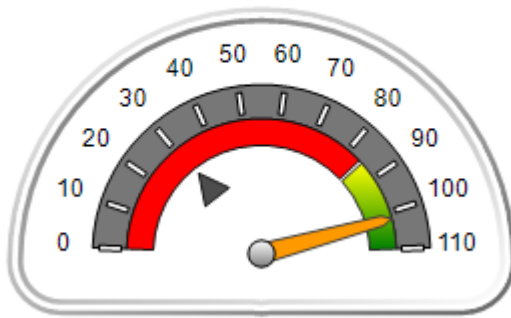
Provider/Program Name: United Methodist Children Home of the North GA Conference - DBA Wellroot Family Services - TLP (849) - TLP

2200 Parklake Dr, Atlanta, GA 30345	Quarterly Scores (Grades)		Current Quarter Score (Grade)
Phone: 404-327-5820	Q1: 103.26 (A+)	Q2: 101.53 (A+)	101.81% (A+)
Vendor ID# 35627	Q3: 101.81 (A+)	Q4: N/A	
Program Census Information:	# Children in Care During Quarter: 18	# Placements During Quarter: 18	# Children in Care On Last Day: 14

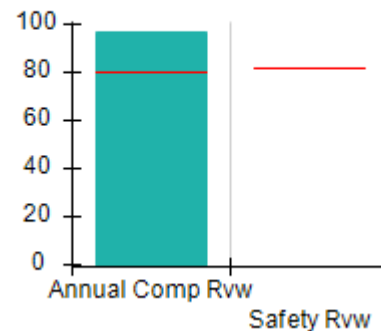
Quarterly Provider Comparisons to All ILP/TLPs

indicates average for all ILP/TLPs

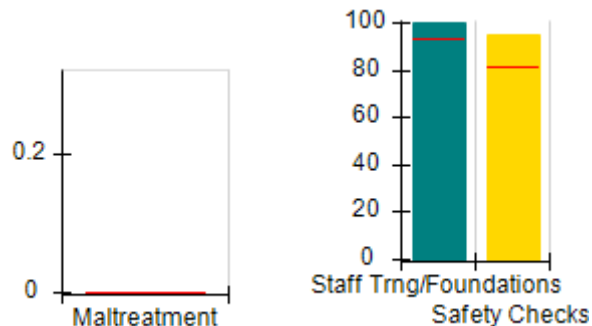
Overall Score (%)



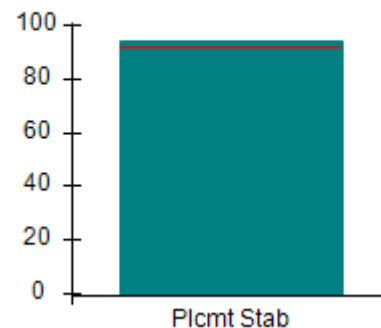
OPM Monitoring Reviews (%)



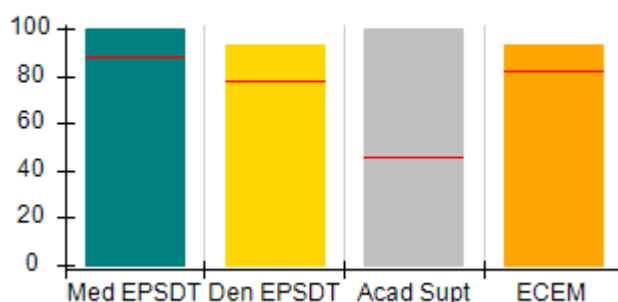
Safety Outcomes (%)



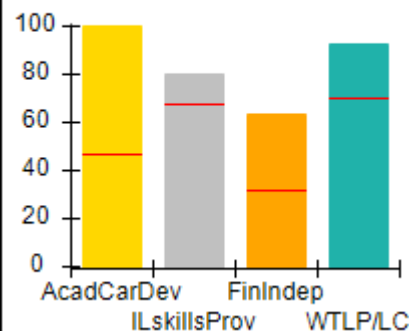
Permanency Outcomes (%)



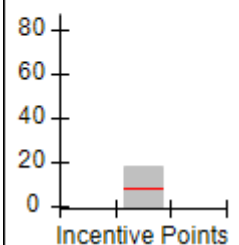
Well-Being Outcomes (%)



ILP/TLP Outcomes (%)



Incentives Earned (Points)





Performance-Based Placement Measures

RBWO Provider GA+SCORECARD - ILP/TLP

Report Quarter: Q3 FY2020

Provider/Program Name: United Methodist Children Home of the North GA Conference - DBA Wellroot Family Services - TLP (849) - TLP				
2200 Parklake Dr, Atlanta, GA 30345		Quarterly Scores (Grades)		Current Quarter Score (Grade)
Phone: 404-327-5820		Q1: 103.26 (A+)	Q2: 101.53 (A+)	101.81% (A+)
Vendor ID# 35627		Q3: 101.81 (A+)	Q4: N/A	
Program Census Information:		# Children in Care During Quarter: 18	# Placements During Quarter: 18	# Children in Care On Last Day: 14
	Avg Performance All ILP/TLPs (%)	Provider Performance (%)*	Possible Points (Weight)	Provider Points Earned
OPM Monitoring Reviews				
Annual Comprehensive Reviews	80%	97%	15	14.52
Safety Reviews	82%	Not Yet Conducted		
Monitoring Sub-Total			15	14.52
ILP/TLP Safety Outcomes				
Incidence of Maltreatment	0.00%	No Substantiated Reports	3	3.00
Staff Training/Foundations	93%	100%	5	5.00
Staff Safety Checks	81%	95%	5	4.75
Safety Sub-Total			13	12.75
ILP/TLP Permanency Outcomes				
Placement Stability	92%	94%	3	2.82
Permanency Sub-Total			3	2.82
ILP/TLP Well-Being Outcomes				
EPSDT Medical Visits	88%	100%	4	4.00
EPSDT Dental Visits	78%	93%	4	3.72
Academic Supports	46%	100%	2	2.00
Provider ECEM Visits	82%	93%	4	3.72
Placements with Siblings	No Data	100%	Not Scored	Not Scored
Placements within Legal County	32%	100%	Not Scored	Not Scored
Well-Being Sub-Total			14	13.44
ILP/TLP Specialty Outcomes				
Academic/Career Development	47%	100%	10	10.00
Ind Living Skills Provision	68%	80%	15	12.00
Financial Independence	32%	63%	5	3.15
WTLP/Life Coach	70%	93%	15	13.95
Specialty Sub-Total			45	39.10
*Performance calculation descriptions can be found in the FY 2019 RBWO PBP Measurements and Standards Guide.				

Monitoring & Outcomes: Possible Points = 95

Points Earned = 82.63



Performance-Based Placement Measures

RBWO Provider GA+SCORECARD - ILP/TLP

Report Quarter: Q3 FY2020

Score Before Incentives Credit	91.81%
Incentives Awarded	10.00 pts
PBP Verification	N/A pts
Total Score	101.81%

Provider/Program Name: United Methodist Children Home of the North GA Conference - DBA Wellroot Family Services - TLP (849) - TLP

Program Census Information:		# Children in Care During Quarter: 18	# Placements During Quarter: 18	# Children in Care On Last Day: 14
ILP/TLP Incentive Credits	Avg Performance All ILP/TLPs (Points)	Provider Performance (%)*	Possible Points (Weight)	Provider Points Earned
No DOC Involvement		95%	5	4.75
Community Connections		50%	4	2.00
Positive Permanency Connections		94%	5	4.70
HS Grad/GED/Prof or Trade Certificate/College		N/A	10/5/5/1	
Part-Time Employment with Medical Benefits		25%	10	2.50
Living Arrangements at Discharge		0%	10	0.00
Additional Academic Supports		89%	2	1.78
Additional IL Skills Provision		5%	5	0.25
Active Agency Accreditation		50%	4	2.00
Staff Clinical Licensure		0%	5	0.00
Incentives Total	8.12			17.98

*Performance calculation descriptions can be found in the FY 2019 RBWO PBP Measurements and Standards Guide.

Child Protective Services Investigations and Dispositions

The following investigations data, which is not used for scoring but is considered significant to a provider's performance, is from Georgia SHINES and is not considered final or complete until the end of the fiscal year.

Total Reports:	0
Number Screened In:	0
Number Screened Out:	0
Number Substantiated:	0
Number Unsubstantiated:	0
Number Active CPS Investigations:	0



Performance-Based Placement Measures RBWO Provider GA+SCORECARD - ILP/TLP

Report Quarter: Q3 FY2020

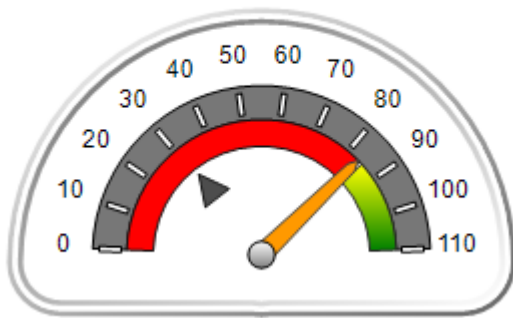
Provider/Program Name: Untapped Potential LLC - Brook Haven (5273) - ILP

100 Brook Haven Circle, Fort Oglethorpe, GA 30742	Quarterly Scores (Grades)		Current Quarter Score (Grade)
Phone: 404-781-9437	Q1: 95.18 (A)	Q2: 83.64 (B-)	83.64% (B-)
Vendor ID# 161457	Q3: 83.64 (B-)	Q4: N/A	
Program Census Information:	# Children in Care During Quarter: 0	# Placements During Quarter: 0	# Children in Care On Last Day: 0

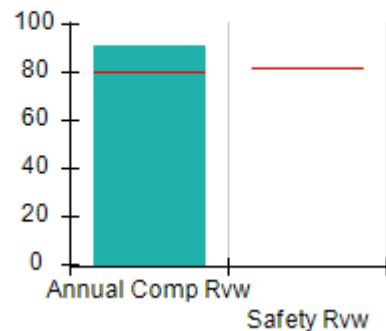
Quarterly Provider Comparisons to All ILP/TLPs

▼ — indicates average for all ILP/TLPs

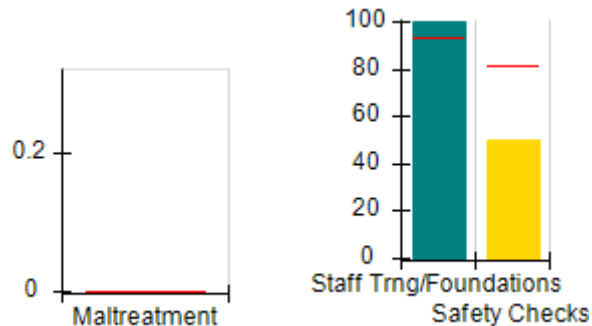
Overall Score (%)



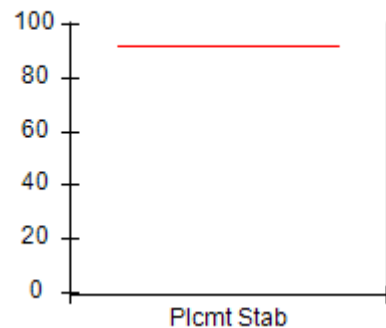
OPM Monitoring Reviews (%)



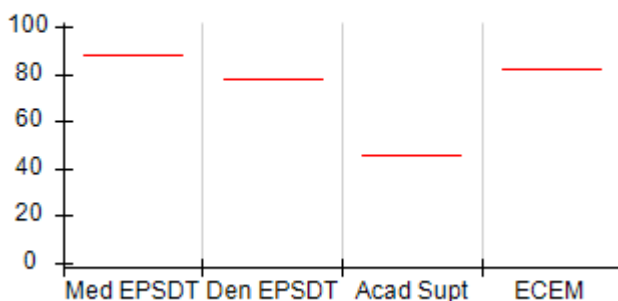
Safety Outcomes (%)



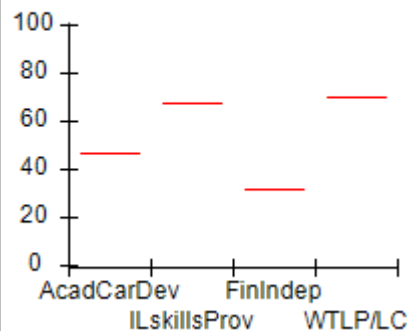
Permanency Outcomes (%)



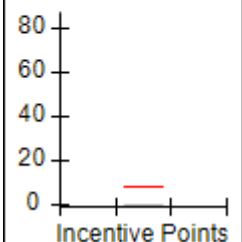
Well-Being Outcomes (%)



ILP/TLP Outcomes (%)



Incentives Earned (Points)





Performance-Based Placement Measures

RBWO Provider GA+SCORECARD - ILP/TLP

Report Quarter: Q3 FY2020

Provider/Program Name: Untapped Potential LLC - Brook Haven (5273) - ILP				
100 Brook Haven Circle, Fort Oglethorpe, GA 30742		Quarterly Scores (Grades)		Current Quarter Score (Grade)
Phone: 404-781-9437		Q1: 95.18 (A)	Q2: 83.64 (B-)	83.64% (B-)
Vendor ID# 161457		Q3: 83.64 (B-)	Q4: N/A	
Program Census Information:		# Children in Care During Quarter: 0	# Placements During Quarter: 0	# Children in Care On Last Day: 0
	Avg Performance All ILP/TLPs (%)	Provider Performance (%)*	Possible Points (Weight)	Provider Points Earned
OPM Monitoring Reviews				
Annual Comprehensive Reviews	80%	91%	15	13.67
Safety Reviews	82%	Not Yet Conducted		
Monitoring Sub-Total			15	13.67
ILP/TLP Safety Outcomes				
Incidence of Maltreatment	0.00%	Not Eligible		
Staff Training/Foundations	93%	100%	6.5	6.50
Staff Safety Checks	81%	50%	6.5	3.25
Safety Sub-Total			13	9.75
ILP/TLP Permanency Outcomes				
Placement Stability	92%	Not Eligible		
Permanency Sub-Total			N/A	
ILP/TLP Well-Being Outcomes				
EPSDT Medical Visits	88%	Not Eligible		
EPSDT Dental Visits	78%	Not Eligible		
Academic Supports	46%	Not Eligible		
Provider ECEM Visits	82%	Not Eligible		
Placements with Siblings	No Data	Not Eligible	Not Scored	Not Scored
Placements within Legal County	32%	Not Eligible	Not Scored	Not Scored
Well-Being Sub-Total			N/A	
ILP/TLP Specialty Outcomes				
Academic/Career Development	47%	Not Eligible		
Ind Living Skills Provision	68%	Not Eligible		
Financial Independence	32%	Not Eligible		
WTLP/Life Coach	70%	Not Eligible		
Specialty Sub-Total			N/A	
*Performance calculation descriptions can be found in the FY 2019 RBWO PBP Measurements and Standards Guide.				

Monitoring & Outcomes: Possible Points = 28	Points Earned = 23.42
Score Before Incentives Credit	83.64%



Performance-Based Placement Measures

RBWO Provider GA+SCORECARD - ILP/TLP

Report Quarter: Q3 FY2020

Incentives Awarded	00.00 pts
PBP Verification	N/A pts
Total Score	83.64%

Provider/Program Name: Untapped Potential LLC - Brook Haven (5273) - ILP

Program Census Information:		# Children in Care During Quarter: 0	# Placements During Quarter: 0	# Children in Care On Last Day: 0
ILP/TLP Incentive Credits	Avg Performance All ILP/TLPs (Points)	Provider Performance (%)*	Possible Points (Weight)	Provider Points Earned
No DOC Involvement		Not Eligible	5	
Community Connections		Not Eligible	4	
Positive Permanency Connections		Not Eligible	5	
HS Grad/GED/Prof or Trade Certificate/College		N/A	10/5/5/1	
Part-Time Employment with Medical Benefits		Not Eligible	10	
Living Arrangements at Discharge		Not Eligible	10	
Additional Academic Supports		Not Eligible	2	
Additional IL Skills Provision		Not Eligible	5	
Active Agency Accreditation		0%	4	0.00
Staff Clinical Licensure		0%	5	0.00
Incentives Total	8.12			0.00

*Performance calculation descriptions can be found in the FY 2019 RBWO PBP Measurements and Standards Guide.

Child Protective Services Investigations and Dispositions

The following investigations data, which is not used for scoring but is considered significant to a provider's performance, is from Georgia SHINES and is not considered final or complete until the end of the fiscal year.

Total Reports:	0	
Number Screened In:	0	
Number Screened Out:	0	
Number Substantiated:	0	
Number Unsubstantiated:	0	
Number Active CPS Investigations:	0	



Performance-Based Placement Measures RBWO Provider GA+SCORECARD - ILP/TLP

Report Quarter: Q3 FY2020

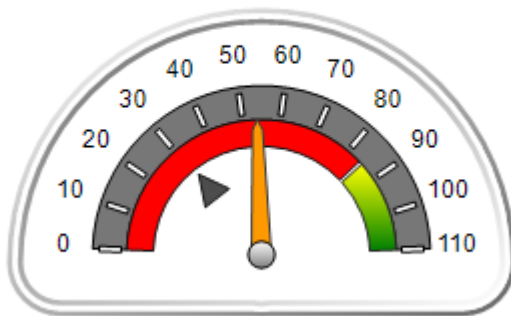
Provider/Program Name: Untapped Potential LLC - Corey (5369) - ILP

603 Corey Circle, Fort Oglethorpe, GA 30742	Quarterly Scores (Grades)		Current Quarter Score (Grade)
Phone: 404-781-9437	Q1: 59.95 (F)	Q2: 47.80 (F)	53.87% (F)
Vendor ID# 161459	Q3: 53.87 (F)	Q4: N/A	
Program Census Information:	# Children in Care During Quarter: 4	# Placements During Quarter: 4	# Children in Care On Last Day: 4

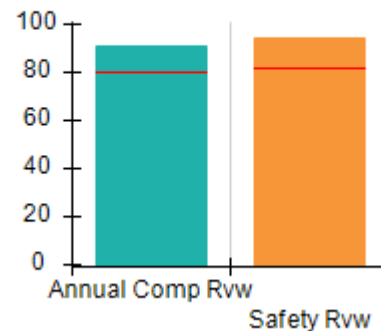
Quarterly Provider Comparisons to All ILP/TLPs

▼ — indicates average for all ILP/TLPs

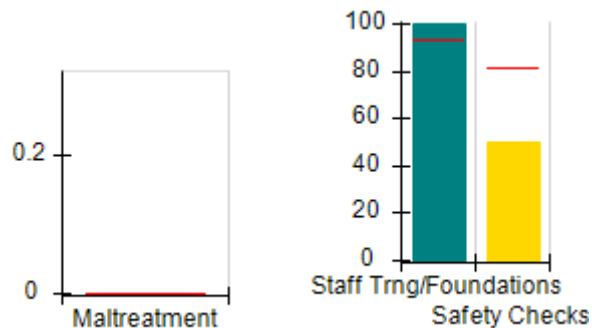
Overall Score (%)



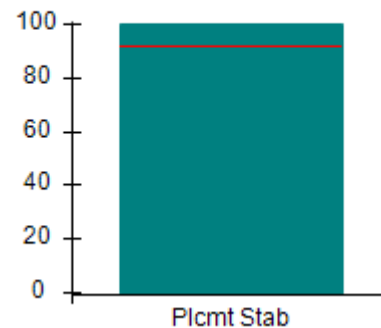
OPM Monitoring Reviews (%)



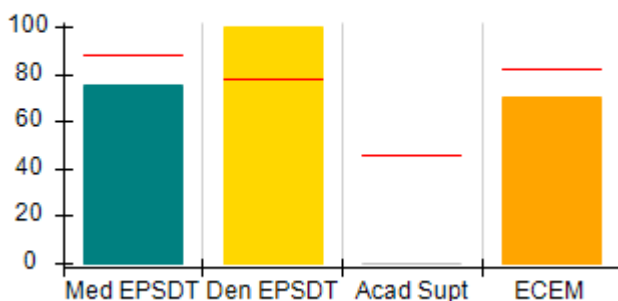
Safety Outcomes (%)



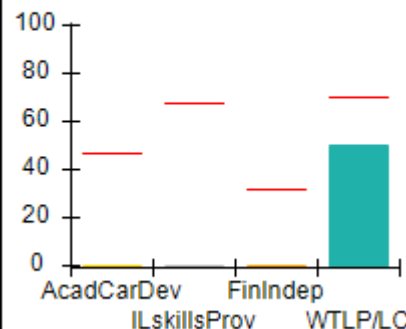
Permanency Outcomes (%)



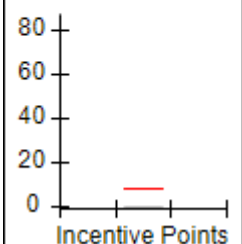
Well-Being Outcomes (%)



ILP/TLP Outcomes (%)



Incentives Earned (Points)





Performance-Based Placement Measures

RBWO Provider GA+SCORECARD - ILP/TLP

Report Quarter: Q3 FY2020

Provider/Program Name: Untapped Potential LLC - Corey (5369) - ILP				
603 Corey Circle, Fort Oglethorpe, GA 30742		Quarterly Scores (Grades)		Current Quarter Score (Grade)
Phone: 404-781-9437		Q1: 59.95 (F)	Q2: 47.80 (F)	53.87% (F)
Vendor ID# 161459		Q3: 53.87 (F)	Q4: N/A	
Program Census Information:		# Children in Care During Quarter: 4	# Placements During Quarter: 4	# Children in Care On Last Day: 4
	Avg Performance All ILP/TLPs (%)	Provider Performance (%)*	Possible Points (Weight)	Provider Points Earned
OPM Monitoring Reviews				
Annual Comprehensive Reviews	80%	91%	15	13.67
Safety Reviews	82%	94%	10	9.40
Monitoring Sub-Total			25	23.07
ILP/TLP Safety Outcomes				
Incidence of Maltreatment	0.00%	No Substantiated Reports	3	3.00
Staff Training/Foundations	93%	100%	5	5.00
Staff Safety Checks	81%	50%	5	2.50
Safety Sub-Total			13	10.50
ILP/TLP Permanency Outcomes				
Placement Stability	92%	100%	3	3.00
Permanency Sub-Total			3	3.00
ILP/TLP Well-Being Outcomes				
EPSDT Medical Visits	88%	75%	4	3.00
EPSDT Dental Visits	78%	100%	4	4.00
Academic Supports	46%	0%	2	0.00
Provider ECEM Visits	82%	70%	4	2.80
Placements with Siblings	No Data	Not Eligible	Not Scored	Not Scored
Placements within Legal County	32%	0%	Not Scored	Not Scored
Well-Being Sub-Total			14	9.80
ILP/TLP Specialty Outcomes				
Academic/Career Development	47%	0%	10	0.00
Ind Living Skills Provision	68%	0%	15	0.00
Financial Independence	32%	0%	5	0.00
WTLP/Life Coach	70%	50%	15	7.50
Specialty Sub-Total			45	7.50
*Performance calculation descriptions can be found in the FY 2019 RBWO PBP Measurements and Standards Guide.				

Monitoring & Outcomes: Possible Points = 100

Points Earned = 53.87



Performance-Based Placement Measures

RBWO Provider GA+SCORECARD - ILP/TLP

Report Quarter: Q3 FY2020

Score Before Incentives Credit	53.87%
Incentives Awarded	00.00 pts
PBP Verification	N/A pts
Total Score	53.87%

Provider/Program Name: Untapped Potential LLC - Corey (5369) - ILP				
Program Census Information:		# Children in Care During Quarter: 4	# Placements During Quarter: 4	# Children in Care On Last Day: 4
ILP/TLP Incentive Credits	Avg Performance All ILP/TLPs (Points)	Provider Performance (%)*	Possible Points (Weight)	Provider Points Earned
No DOC Involvement		0%	5	0.00
Community Connections		0%	4	0.00
Positive Permanency Connections		0%	5	0.00
HS Grad/GED/Prof or Trade Certificate/College		N/A	10/5/5/1	
Part-Time Employment with Medical Benefits		Not Eligible	10	
Living Arrangements at Discharge		Not Eligible	10	
Additional Academic Supports		0%	2	0.00
Additional IL Skills Provision		0%	5	0.00
Active Agency Accreditation		0%	4	0.00
Staff Clinical Licensure		0%	5	0.00
Incentives Total	8.12			0.00

*Performance calculation descriptions can be found in the FY 2019 RBWO PBP Measurements and Standards Guide.

Child Protective Services Investigations and Dispositions		
The following investigations data, which is not used for scoring but is considered significant to a provider's performance, is from Georgia SHINES and is not considered final or complete until the end of the fiscal year.		
Total Reports:	0	
Number Screened In:	0	
Number Screened Out:	0	
Number Substantiated:	0	
Number Unsubstantiated:	0	
Number Active CPS Investigations:	0	



Performance-Based Placement Measures RBWO Provider GA+SCORECARD - ILP/TLP

Report Quarter: Q3 FY2020

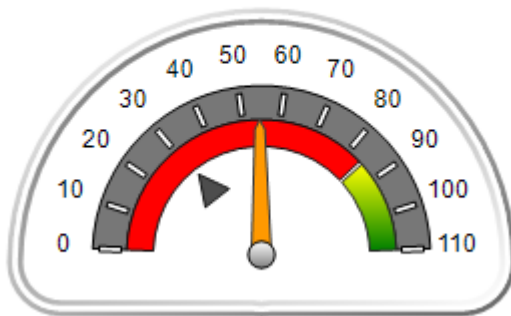
Provider/Program Name: Untapped Potential LLC - Cross (5368) - ILP

1011 Cross St, Rossville, GA 30741	Quarterly Scores (Grades)		Current Quarter Score (Grade)
Phone: 404-781-9437	Q1: 59.06 (F)	Q2: 47.54 (F)	54.53% (F)
Vendor ID# 161460	Q3: 54.53 (F)	Q4: N/A	
Program Census Information:	# Children in Care During Quarter: 5	# Placements During Quarter: 5	# Children in Care On Last Day: 3

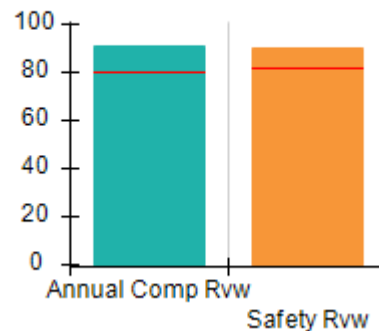
Quarterly Provider Comparisons to All ILP/TLPs

▼ — indicates average for all ILP/TLPs

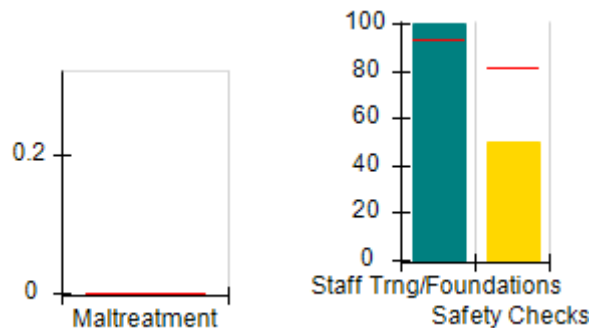
Overall Score (%)



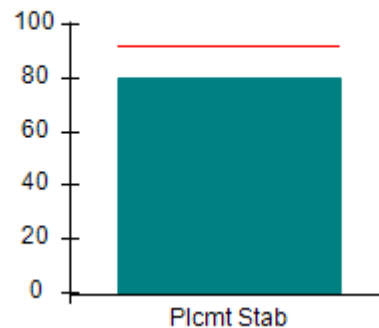
OPM Monitoring Reviews (%)



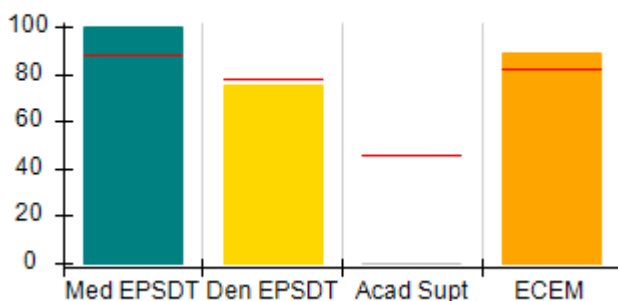
Safety Outcomes (%)



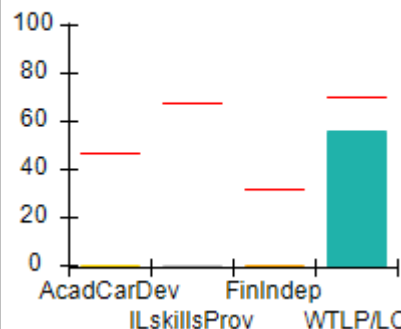
Permanency Outcomes (%)



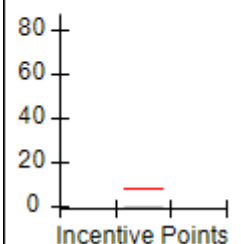
Well-Being Outcomes (%)



ILP/TLP Outcomes (%)



Incentives Earned (Points)





Performance-Based Placement Measures

RBWO Provider GA+SCORECARD - ILP/TLP

Report Quarter: Q3 FY2020

Provider/Program Name: Untapped Potential LLC - Cross (5368) - ILP				
1011 Cross St, Rossville, GA 30741		Quarterly Scores (Grades)		Current Quarter Score (Grade)
Phone: 404-781-9437		Q1: 59.06 (F)	Q2: 47.54 (F)	54.53% (F)
Vendor ID# 161460		Q3: 54.53 (F)	Q4: N/A	
Program Census Information:		# Children in Care During Quarter: 5	# Placements During Quarter: 5	# Children in Care On Last Day: 3
	Avg Performance All ILP/TLPs (%)	Provider Performance (%)*	Possible Points (Weight)	Provider Points Earned
OPM Monitoring Reviews				
Annual Comprehensive Reviews	80%	91%	15	13.67
Safety Reviews	82%	90%	10	9.00
Monitoring Sub-Total			25	22.67
ILP/TLP Safety Outcomes				
Incidence of Maltreatment	0.00%	No Substantiated Reports	3	3.00
Staff Training/Foundations	93%	100%	5	5.00
Staff Safety Checks	81%	50%	5	2.50
Safety Sub-Total			13	10.50
ILP/TLP Permanency Outcomes				
Placement Stability	92%	80%	3	2.40
Permanency Sub-Total			3	2.40
ILP/TLP Well-Being Outcomes				
EPSDT Medical Visits	88%	100%	4	4.00
EPSDT Dental Visits	78%	75%	4	3.00
Academic Supports	46%	0%	2	0.00
Provider ECEM Visits	82%	89%	4	3.56
Placements with Siblings	No Data	Not Eligible	Not Scored	Not Scored
Placements within Legal County	32%	0%	Not Scored	Not Scored
Well-Being Sub-Total			14	10.56
ILP/TLP Specialty Outcomes				
Academic/Career Development	47%	0%	10	0.00
Ind Living Skills Provision	68%	0%	15	0.00
Financial Independence	32%	0%	5	0.00
WTLP/Life Coach	70%	56%	15	8.40
Specialty Sub-Total			45	8.40
*Performance calculation descriptions can be found in the FY 2019 RBWO PBP Measurements and Standards Guide.				

Monitoring & Outcomes: Possible Points = 100

Points Earned = 54.53



Performance-Based Placement Measures

RBWO Provider GA+SCORECARD - ILP/TLP

Report Quarter: Q3 FY2020

Score Before Incentives Credit	54.53%
Incentives Awarded	00.00 pts
PBP Verification	N/A pts
Total Score	54.53%

Provider/Program Name: Untapped Potential LLC - Cross (5368) - ILP				
Program Census Information:		# Children in Care During Quarter: 5	# Placements During Quarter: 5	# Children in Care On Last Day: 3
ILP/TLP Incentive Credits	Avg Performance All ILP/TLPs (Points)	Provider Performance (%)*	Possible Points (Weight)	Provider Points Earned
No DOC Involvement		0%	5	0.00
Community Connections		0%	4	0.00
Positive Permanency Connections		0%	5	0.00
HS Grad/GED/Prof or Trade Certificate/College		N/A	10/5/5/1	
Part-Time Employment with Medical Benefits		0%	10	0.00
Living Arrangements at Discharge		0%	10	0.00
Additional Academic Supports		0%	2	0.00
Additional IL Skills Provision		0%	5	0.00
Active Agency Accreditation		0%	4	0.00
Staff Clinical Licensure		0%	5	0.00
Incentives Total	8.12			0.00

*Performance calculation descriptions can be found in the FY 2019 RBWO PBP Measurements and Standards Guide.

Child Protective Services Investigations and Dispositions		
The following investigations data, which is not used for scoring but is considered significant to a provider's performance, is from Georgia SHINES and is not considered final or complete until the end of the fiscal year.		
Total Reports:	0	
Number Screened In:	0	
Number Screened Out:	0	
Number Substantiated:	0	
Number Unsubstantiated:	0	
Number Active CPS Investigations:	0	



Performance-Based Placement Measures

RBWO Provider GA+SCORECARD - ILP/TLP

Report Quarter: Q3 FY2020

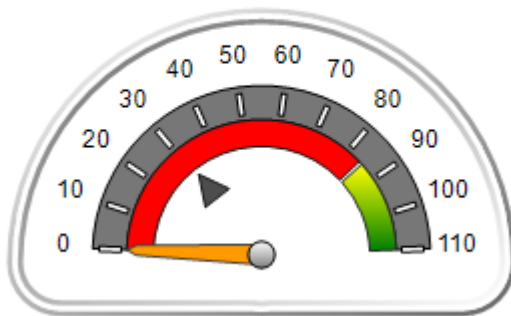
Provider/Program Name: Untapped Potential LLC - Park Canyon (5427) - ILP

284 Park Canyon Dr., Dalton, GA 30720	Quarterly Scores (Grades)		Current Quarter Score (Grade)
Phone: 404-781-9437	Q1: (N/A)	Q2: 00.00 (F)	00.00% (F)
Vendor ID# 167663	Q3: 00.00 (F)	Q4: N/A	
Program Census Information:	# Children in Care During Quarter: 0	# Placements During Quarter: 0	# Children in Care On Last Day: 0

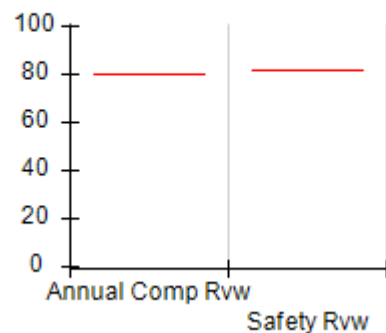
Quarterly Provider Comparisons to All ILP/TLPs

indicates average for all ILP/TLPs

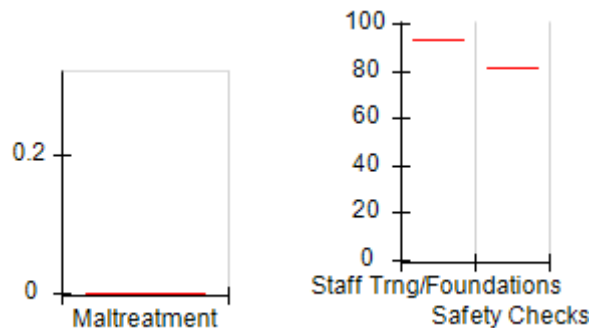
Overall Score (%)



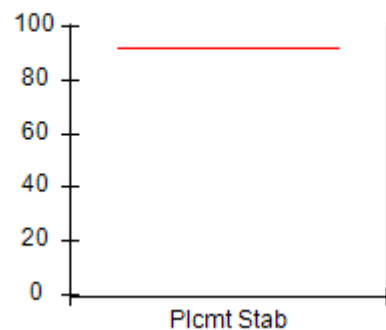
OPM Monitoring Reviews (%)



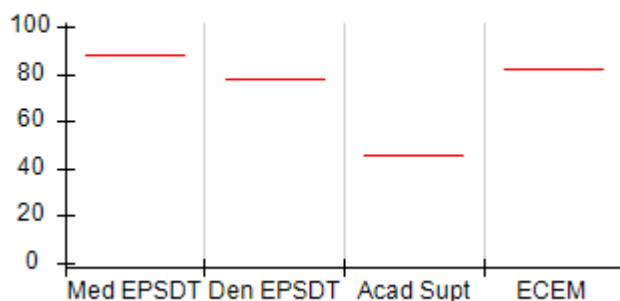
Safety Outcomes (%)



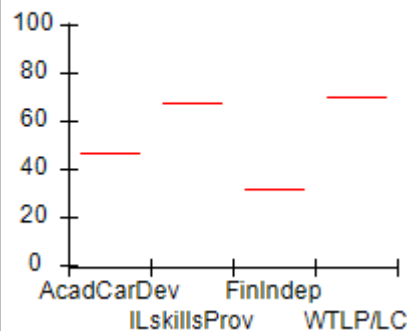
Permanency Outcomes (%)



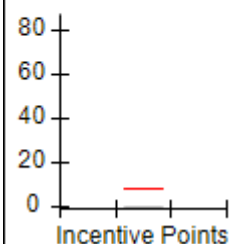
Well-Being Outcomes (%)



ILP/TLP Outcomes (%)



Incentives Earned (Points)





Performance-Based Placement Measures

RBWO Provider GA+SCORECARD - ILP/TLP

Report Quarter: Q3 FY2020

Provider/Program Name: Untapped Potential LLC - Park Canyon (5427) - ILP				
284 Park Canyon Dr., Dalton, GA 30720		Quarterly Scores (Grades)		Current Quarter Score (Grade)
Phone: 404-781-9437		Q1: (N/A)	Q2: 00.00 (F)	00.00% (F)
Vendor ID# 167663		Q3: 00.00 (F)	Q4: N/A	
Program Census Information:		# Children in Care During Quarter: 0	# Placements During Quarter: 0	# Children in Care On Last Day: 0
	Avg Performance All ILP/TLPs (%)	Provider Performance (%)*	Possible Points (Weight)	Provider Points Earned
OPM Monitoring Reviews				
Annual Comprehensive Reviews	80%	Not Yet Conducted		
Safety Reviews	82%	Not Yet Conducted		
Monitoring Sub-Total				0.00
ILP/TLP Safety Outcomes				
Incidence of Maltreatment	0.00%	Not Eligible		
Staff Training/Foundations	93%	Not Eligible		
Staff Safety Checks	81%	Not Eligible		
Safety Sub-Total			N/A	
ILP/TLP Permanency Outcomes				
Placement Stability	92%	Not Eligible		
Permanency Sub-Total			N/A	
ILP/TLP Well-Being Outcomes				
EPSDT Medical Visits	88%	Not Eligible		
EPSDT Dental Visits	78%	Not Eligible		
Academic Supports	46%	Not Eligible		
Provider ECEM Visits	82%	Not Eligible		
Placements with Siblings	No Data	Not Eligible	Not Scored	Not Scored
Placements within Legal County	32%	Not Eligible	Not Scored	Not Scored
Well-Being Sub-Total			N/A	
ILP/TLP Specialty Outcomes				
Academic/Career Development	47%	Not Eligible		
Ind Living Skills Provision	68%	Not Eligible		
Financial Independence	32%	Not Eligible		
WTLP/Life Coach	70%	Not Eligible		
Specialty Sub-Total			N/A	

*Performance calculation descriptions can be found in the FY 2019 RBWO PBP Measurements and Standards Guide.

Monitoring & Outcomes: Possible Points = 0	Points Earned = N/A
Score Before Incentives Credit	#Error

**Performance-Based Placement Measures**
RBWO Provider GA+SCORECARD - ILP/TLP

Report Quarter: Q3 FY2020

Incentives Awarded	00.00 pts
PBP Verification	N/A pts
Total Score	00.00%

Provider/Program Name: Untapped Potential LLC - Park Canyon (5427) - ILP

Program Census Information:		# Children in Care During Quarter: 0	# Placements During Quarter: 0	# Children in Care On Last Day: 0
ILP/TLP Incentive Credits	Avg Performance All ILP/TLPs (Points)	Provider Performance (%)*	Possible Points (Weight)	Provider Points Earned
No DOC Involvement		Not Eligible	5	
Community Connections		Not Eligible	4	
Positive Permanency Connections		Not Eligible	5	
HS Grad/GED/Prof or Trade Certificate/College		N/A	10/5/5/1	
Part-Time Employment with Medical Benefits		Not Eligible	10	
Living Arrangements at Discharge		Not Eligible	10	
Additional Academic Supports		Not Eligible	2	
Additional IL Skills Provision		Not Eligible	5	
Active Agency Accreditation		0%	4	0.00
Staff Clinical Licensure		0%	5	0.00
Incentives Total	8.12			0.00

*Performance calculation descriptions can be found in the FY 2019 RBWO PBP Measurements and Standards Guide.

Child Protective Services Investigations and Dispositions

The following investigations data, which is not used for scoring but is considered significant to a provider's performance, is from Georgia SHINES and is not considered final or complete until the end of the fiscal year.

Total Reports:	0	
Number Screened In:	0	
Number Screened Out:	0	
Number Substantiated:	0	
Number Unsubstantiated:	0	
Number Active CPS Investigations:	0	



Performance-Based Placement Measures RBWO Provider GA+SCORECARD - ILP/TLP

Report Quarter: Q3 FY2020

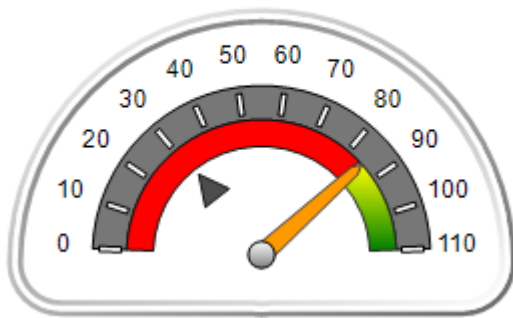
Provider/Program Name: Untapped Potential LLC - Pearl (5370) - ILP

205 Pearl St, Chickamauga, GA 30707	Quarterly Scores (Grades)		Current Quarter Score (Grade)
Phone: 404-781-9437	Q1: 52.77 (F)	Q2: 43.42 (F)	84.99% (B)
Vendor ID# 161458	Q3: 84.99 (B)	Q4: N/A	
Program Census Information:	# Children in Care During Quarter: 0	# Placements During Quarter: 0	# Children in Care On Last Day: 0

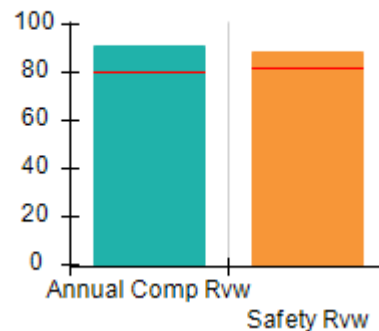
Quarterly Provider Comparisons to All ILP/TLPs

▼ — indicates average for all ILP/TLPs

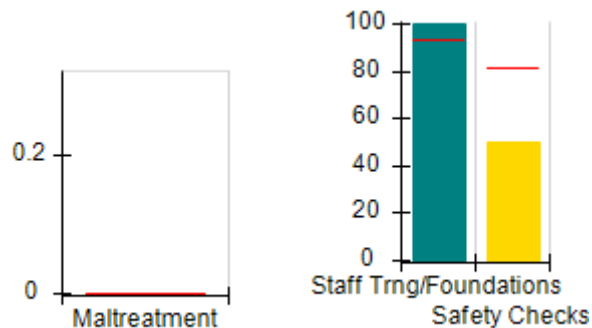
Overall Score (%)



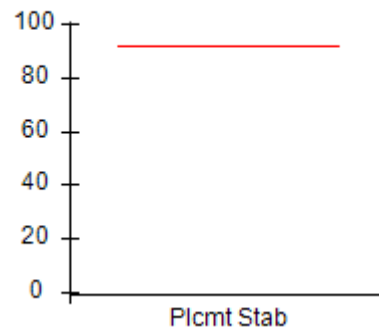
OPM Monitoring Reviews (%)



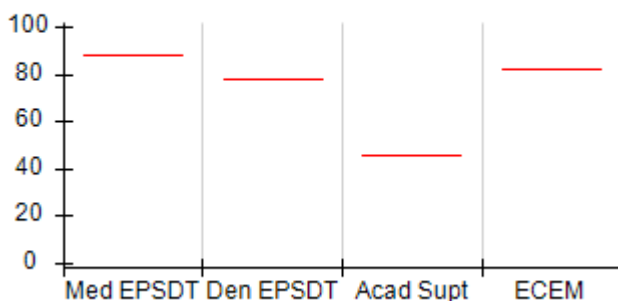
Safety Outcomes (%)



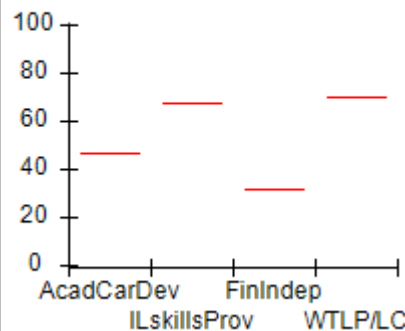
Permanency Outcomes (%)



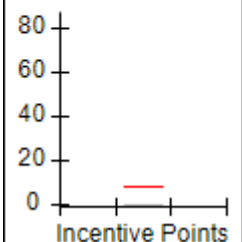
Well-Being Outcomes (%)



ILP/TLP Outcomes (%)



Incentives Earned (Points)





Performance-Based Placement Measures

RBWO Provider GA+SCORECARD - ILP/TLP

Report Quarter: Q3 FY2020

Provider/Program Name: Untapped Potential LLC - Pearl (5370) - ILP				
205 Pearl St, Chickamauga, GA 30707		Quarterly Scores (Grades)		Current Quarter Score (Grade)
Phone: 404-781-9437		Q1: 52.77 (F)	Q2: 43.42 (F)	84.99% (B)
Vendor ID# 161458		Q3: 84.99 (B)	Q4: N/A	
Program Census Information:		# Children in Care During Quarter: 0	# Placements During Quarter: 0	# Children in Care On Last Day: 0
	Avg Performance All ILP/TLPs (%)	Provider Performance (%)*	Possible Points (Weight)	Provider Points Earned
OPM Monitoring Reviews				
Annual Comprehensive Reviews	80%	91%	15	13.67
Safety Reviews	82%	89%	10	8.88
Monitoring Sub-Total			25	22.54
ILP/TLP Safety Outcomes				
Incidence of Maltreatment	0.00%	Not Eligible		
Staff Training/Foundations	93%	100%	6.5	6.50
Staff Safety Checks	81%	50%	6.5	3.25
Safety Sub-Total			13	9.75
ILP/TLP Permanency Outcomes				
Placement Stability	92%	Not Eligible		
Permanency Sub-Total			N/A	
ILP/TLP Well-Being Outcomes				
EPSDT Medical Visits	88%	Not Eligible		
EPSDT Dental Visits	78%	Not Eligible		
Academic Supports	46%	Not Eligible		
Provider ECEM Visits	82%	Not Eligible		
Placements with Siblings	No Data	Not Eligible	Not Scored	Not Scored
Placements within Legal County	32%	Not Eligible	Not Scored	Not Scored
Well-Being Sub-Total			N/A	
ILP/TLP Specialty Outcomes				
Academic/Career Development	47%	Not Eligible		
Ind Living Skills Provision	68%	Not Eligible		
Financial Independence	32%	Not Eligible		
WTLP/Life Coach	70%	Not Eligible		
Specialty Sub-Total			N/A	
*Performance calculation descriptions can be found in the FY 2019 RBWO PBP Measurements and Standards Guide.				

Monitoring & Outcomes: Possible Points = 33	Points Earned = 32.29
Score Before Incentives Credit	84.99%



Performance-Based Placement Measures

RBWO Provider GA+SCORECARD - ILP/TLP

Report Quarter: Q3 FY2020

Incentives Awarded	00.00 pts
PBP Verification	N/A pts
Total Score	84.99%

Provider/Program Name: Untapped Potential LLC - Pearl (5370) - ILP

Program Census Information:		# Children in Care During Quarter: 0	# Placements During Quarter: 0	# Children in Care On Last Day: 0
ILP/TLP Incentive Credits	Avg Performance All ILP/TLPs (Points)	Provider Performance (%)*	Possible Points (Weight)	Provider Points Earned
No DOC Involvement		Not Eligible	5	
Community Connections		Not Eligible	4	
Positive Permanency Connections		Not Eligible	5	
HS Grad/GED/Prof or Trade Certificate/College		N/A	10/5/5/1	
Part-Time Employment with Medical Benefits		Not Eligible	10	
Living Arrangements at Discharge		Not Eligible	10	
Additional Academic Supports		Not Eligible	2	
Additional IL Skills Provision		Not Eligible	5	
Active Agency Accreditation		0%	4	0.00
Staff Clinical Licensure		0%	5	0.00
Incentives Total	8.12			0.00

*Performance calculation descriptions can be found in the FY 2019 RBWO PBP Measurements and Standards Guide.

Child Protective Services Investigations and Dispositions

The following investigations data, which is not used for scoring but is considered significant to a provider's performance, is from Georgia SHINES and is not considered final or complete until the end of the fiscal year.

Total Reports:	0	
Number Screened In:	0	
Number Screened Out:	0	
Number Substantiated:	0	
Number Unsubstantiated:	0	
Number Active CPS Investigations:	0	



Performance-Based Placement Measures

RBWO Provider GA+SCORECARD - ILP/TLP

Report Quarter: Q3 FY2020

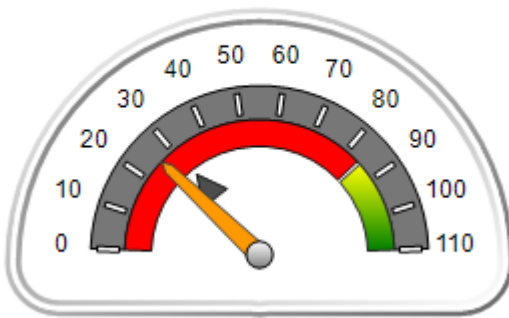
Provider/Program Name: Untapped Potential LLC - Rocky (5402) - ILP

1 Rocky Ridge Blvd., Douglasville, GA 30707	Quarterly Scores (Grades)		Current Quarter Score (Grade)
Phone: 404-781-9437	Q1: 45.33 (F)	Q2: 22.00 (F)	25.88% (F)
Vendor ID# 165677	Q3: 25.88 (F)	Q4: N/A	
Program Census Information:	# Children in Care During Quarter: 2	# Placements During Quarter: 2	# Children in Care On Last Day: 2

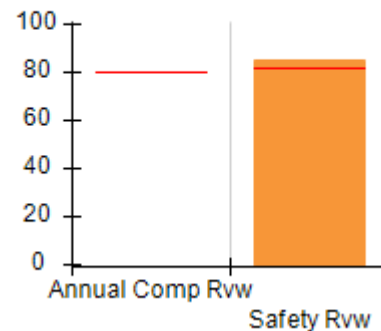
Quarterly Provider Comparisons to All ILP/TLPs

indicates average for all ILP/TLPs

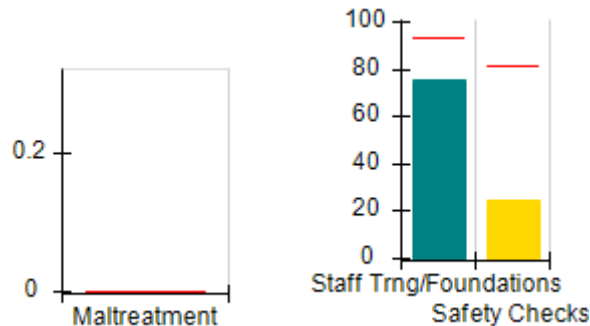
Overall Score (%)



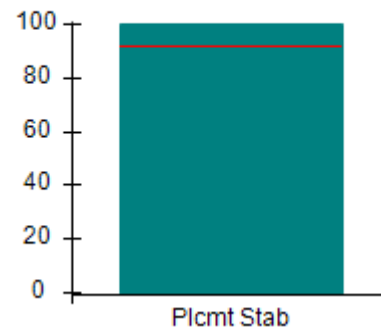
OPM Monitoring Reviews (%)



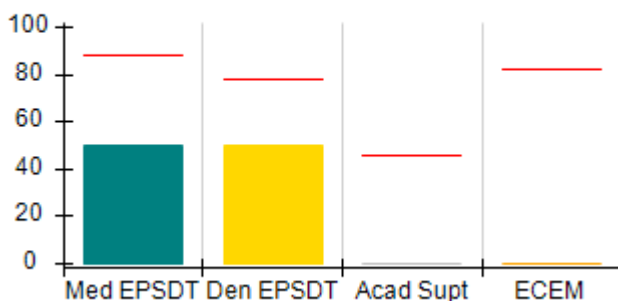
Safety Outcomes (%)



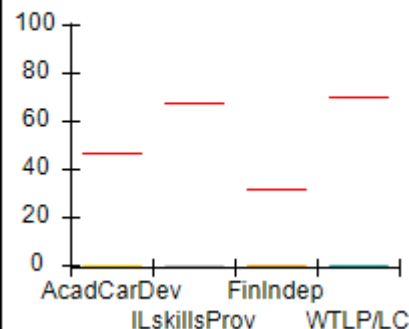
Permanency Outcomes (%)



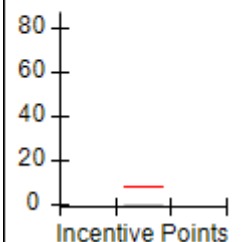
Well-Being Outcomes (%)



ILP/TLP Outcomes (%)



Incentives Earned (Points)





Performance-Based Placement Measures

RBWO Provider GA+SCORECARD - ILP/TLP

Report Quarter: Q3 FY2020

Provider/Program Name: Untapped Potential LLC - Rocky (5402) - ILP				
1 Rocky Ridge Blvd., Douglasville, GA 30707		Quarterly Scores (Grades)		Current Quarter Score (Grade)
Phone: 404-781-9437		Q1: 45.33 (F)	Q2: 22.00 (F)	25.88% (F)
Vendor ID# 165677		Q3: 25.88 (F)	Q4: N/A	
Program Census Information:		# Children in Care During Quarter: 2	# Placements During Quarter: 2	# Children in Care On Last Day: 2
	Avg Performance All ILP/TLPs (%)	Provider Performance (%)*	Possible Points (Weight)	Provider Points Earned
OPM Monitoring Reviews				
Annual Comprehensive Reviews	80%	Not Yet Conducted		
Safety Reviews	82%	85%	10	8.50
Monitoring Sub-Total			10	8.50
ILP/TLP Safety Outcomes				
Incidence of Maltreatment	0.00%	Not Eligible		
Staff Training/Foundations	93%	75%	6.5	4.88
Staff Safety Checks	81%	25%	6.5	1.63
Safety Sub-Total			13	6.50
ILP/TLP Permanency Outcomes				
Placement Stability	92%	100%	3	3.00
Permanency Sub-Total			3	3.00
ILP/TLP Well-Being Outcomes				
EPSDT Medical Visits	88%	50%	4	2.00
EPSDT Dental Visits	78%	50%	4	2.00
Academic Supports	46%	0%	2	0.00
Provider ECEM Visits	82%	0%	4	0.00
Placements with Siblings	No Data	Not Eligible	Not Scored	Not Scored
Placements within Legal County	32%	Not Eligible	Not Scored	Not Scored
Well-Being Sub-Total			14	4.00
ILP/TLP Specialty Outcomes				
Academic/Career Development	47%	0%	10	0.00
Ind Living Skills Provision	68%	0%	15	0.00
Financial Independence	32%	0%	5	0.00
WTLP/Life Coach	70%	0%	15	0.00
Specialty Sub-Total			45	0.00
*Performance calculation descriptions can be found in the FY 2019 RBWO PBP Measurements and Standards Guide.				
Monitoring & Outcomes: Possible Points = 85			Points Earned = 22.00	
Score Before Incentives Credit				25.88%

**Performance-Based Placement Measures**
RBWO Provider GA+SCORECARD - ILP/TLP

Report Quarter: Q3 FY2020

Incentives Awarded	00.00 pts
PBP Verification	N/A pts
Total Score	25.88%

Provider/Program Name: Untapped Potential LLC - Rocky (5402) - ILP

Program Census Information:		# Children in Care During Quarter: 2	# Placements During Quarter: 2	# Children in Care On Last Day: 2
ILP/TLP Incentive Credits	Avg Performance All ILP/TLPs (Points)	Provider Performance (%)*	Possible Points (Weight)	Provider Points Earned
No DOC Involvement		0%	5	0.00
Community Connections		0%	4	0.00
Positive Permanency Connections		0%	5	0.00
HS Grad/GED/Prof or Trade Certificate/College		N/A	10/5/5/1	
Part-Time Employment with Medical Benefits		Not Eligible	10	
Living Arrangements at Discharge		Not Eligible	10	
Additional Academic Supports		0%	2	0.00
Additional IL Skills Provision		0%	5	0.00
Active Agency Accreditation		0%	4	0.00
Staff Clinical Licensure		0%	5	0.00
Incentives Total	8.12			0.00

*Performance calculation descriptions can be found in the FY 2019 RBWO PBP Measurements and Standards Guide.

Child Protective Services Investigations and Dispositions

The following investigations data, which is not used for scoring but is considered significant to a provider's performance, is from Georgia SHINES and is not considered final or complete until the end of the fiscal year.

Total Reports:	0	
Number Screened In:	0	
Number Screened Out:	0	
Number Substantiated:	0	
Number Unsubstantiated:	0	
Number Active CPS Investigations:	0	



Performance-Based Placement Measures RBWO Provider GA+SCORECARD - ILP/TLP

Report Quarter: Q3 FY2020

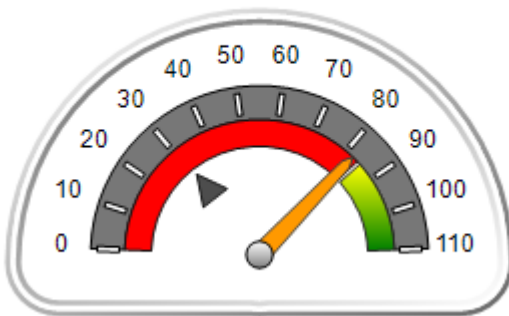
Provider/Program Name: Wellspring Living, Inc. - ILP (5210) - ILP

3965 Roosevelt Hwy, Union City, GA 30349	Quarterly Scores (Grades)		Current Quarter Score (Grade)
Phone: 4707751435	Q1: 76.77 (C)	Q2: 56.95 (F)	82.33% (B-)
Vendor ID# 132094	Q3: 82.33 (B-)	Q4: N/A	
Program Census Information:	# Children in Care During Quarter: 5	# Placements During Quarter: 5	# Children in Care On Last Day: 2

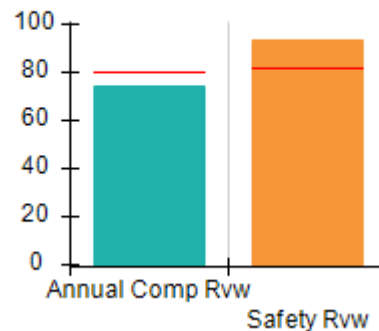
Quarterly Provider Comparisons to All ILP/TLPs

▼ — indicates average for all ILP/TLPs

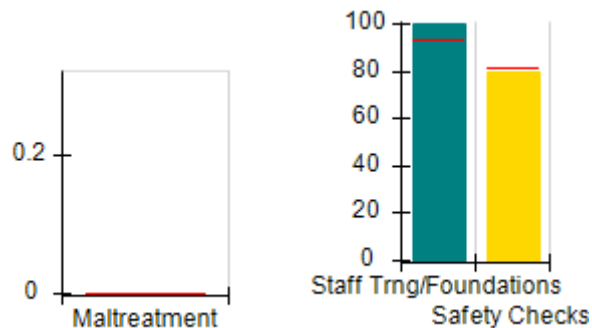
Overall Score (%)



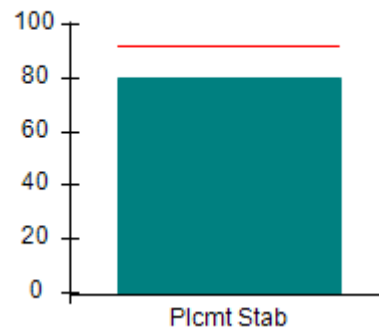
OPM Monitoring Reviews (%)



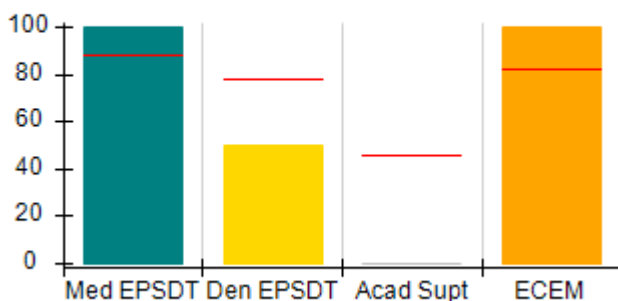
Safety Outcomes (%)



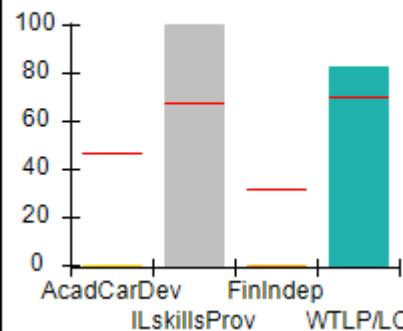
Permanency Outcomes (%)



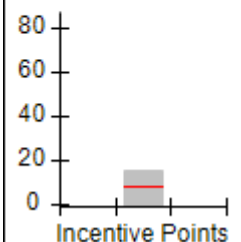
Well-Being Outcomes (%)



ILP/TLP Outcomes (%)



Incentives Earned (Points)





Performance-Based Placement Measures

RBWO Provider GA+SCORECARD - ILP/TLP

Report Quarter: Q3 FY2020

Provider/Program Name: Wellspring Living, Inc. - ILP (5210) - ILP				
3965 Roosevelt Hwy, Union City, GA 30349		Quarterly Scores (Grades)		Current Quarter Score (Grade)
Phone: 4707751435		Q1: 76.77 (C)	Q2: 56.95 (F)	82.33% (B-)
Vendor ID# 132094		Q3: 82.33 (B-)	Q4: N/A	
Program Census Information:		# Children in Care During Quarter: 5	# Placements During Quarter: 5	# Children in Care On Last Day: 2
	Avg Performance All ILP/TLPs (%)	Provider Performance (%)*	Possible Points (Weight)	Provider Points Earned
OPM Monitoring Reviews				
Annual Comprehensive Reviews	80%	74%	15	11.15
Safety Reviews	82%	93%	10	9.33
Monitoring Sub-Total			25	20.48
ILP/TLP Safety Outcomes				
Incidence of Maltreatment	0.00%	No Substantiated Reports	3	3.00
Staff Training/Foundations	93%	100%	5	5.00
Staff Safety Checks	81%	80%	5	4.00
Safety Sub-Total			13	12.00
ILP/TLP Permanency Outcomes				
Placement Stability	92%	80%	3	2.40
Permanency Sub-Total			3	2.40
ILP/TLP Well-Being Outcomes				
EPSDT Medical Visits	88%	100%	4	4.00
EPSDT Dental Visits	78%	50%	4	2.00
Academic Supports	46%	0%	2	0.00
Provider ECEM Visits	82%	100%	4	4.00
Placements with Siblings	No Data	Not Eligible	Not Scored	Not Scored
Placements within Legal County	32%	0%	Not Scored	Not Scored
Well-Being Sub-Total			14	10.00
ILP/TLP Specialty Outcomes				
Academic/Career Development	47%	0%	10	0.00
Ind Living Skills Provision	68%	100%	15	15.00
Financial Independence	32%	0%	5	0.00
WTLP/Life Coach	70%	83%	15	12.45
Specialty Sub-Total			45	27.45
*Performance calculation descriptions can be found in the FY 2019 RBWO PBP Measurements and Standards Guide.				

Monitoring & Outcomes: Possible Points = 100

Points Earned = 72.33



Performance-Based Placement Measures

RBWO Provider GA+SCORECARD - ILP/TLP

Report Quarter: Q3 FY2020

Score Before Incentives Credit	72.33%
Incentives Awarded	10.00 pts
PBP Verification	N/A pts
Total Score	82.33%

Provider/Program Name: Wellspring Living, Inc. - ILP (5210) - ILP				
Program Census Information:		# Children in Care During Quarter: 5	# Placements During Quarter: 5	# Children in Care On Last Day: 2
ILP/TLP Incentive Credits	Avg Performance All ILP/TLPs (Points)	Provider Performance (%)*	Possible Points (Weight)	Provider Points Earned
No DOC Involvement		100%	5	5.00
Community Connections		0%	4	0.00
Positive Permanency Connections		100%	5	5.00
HS Grad/GED/Prof or Trade Certificate/College		N/A	10/5/5/1	
Part-Time Employment with Medical Benefits		0%	10	0.00
Living Arrangements at Discharge		0%	10	0.00
Additional Academic Supports		0%	2	0.00
Additional IL Skills Provision		100%	5	5.00
Active Agency Accreditation		0%	4	0.00
Staff Clinical Licensure		10%	5	0.50
Incentives Total	8.12			15.50

*Performance calculation descriptions can be found in the FY 2019 RBWO PBP Measurements and Standards Guide.

Child Protective Services Investigations and Dispositions		
The following investigations data, which is not used for scoring but is considered significant to a provider's performance, is from Georgia SHINES and is not considered final or complete until the end of the fiscal year.		
Total Reports:	0	
Number Screened In:	0	
Number Screened Out:	0	
Number Substantiated:	0	
Number Unsubstantiated:	0	
Number Active CPS Investigations:	0	



Performance-Based Placement Measures RBWO Provider GA+SCORECARD - ILP/TLP

Report Quarter: Q3 FY2020

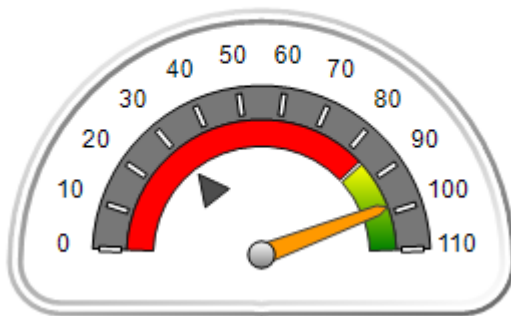
Provider/Program Name: Young Grace, Inc. ILP - (5355) - ILP

9400 Abercorn St., Savannah, GA 31406	Quarterly Scores (Grades)		Current Quarter Score (Grade)
Phone: 4044056009	Q1: 88.05 (B+)	Q2: 91.32 (A-)	98.27% (A+)
Vendor ID# 159957	Q3: 98.27 (A+)	Q4: N/A	
Program Census Information:	# Children in Care During Quarter: 12	# Placements During Quarter: 12	# Children in Care On Last Day: 0

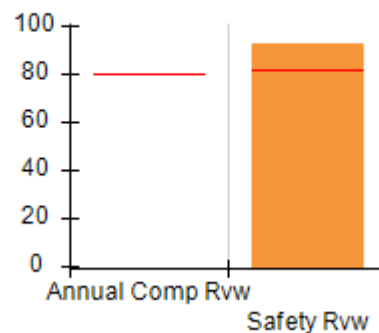
Quarterly Provider Comparisons to All ILP/TLPs

▼ — indicates average for all ILP/TLPs

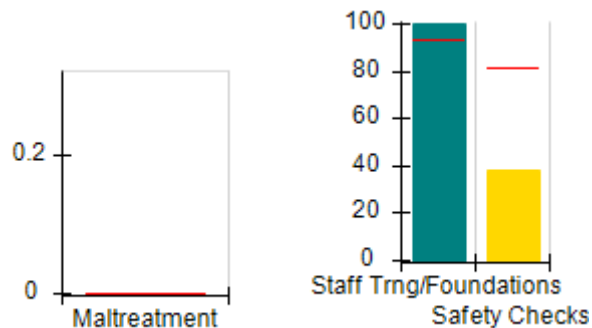
Overall Score (%)



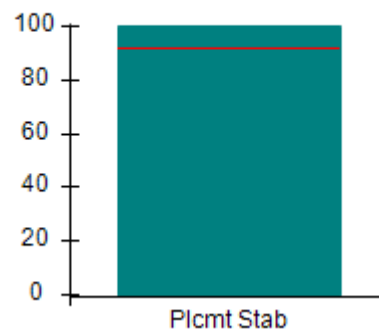
OPM Monitoring Reviews (%)



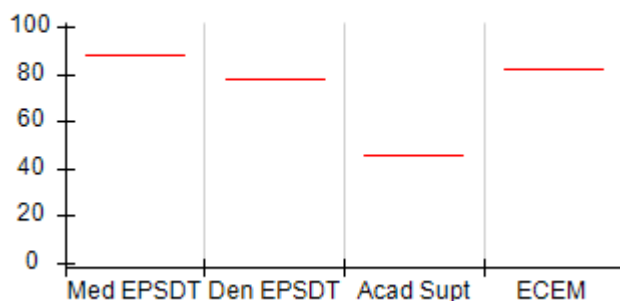
Safety Outcomes (%)



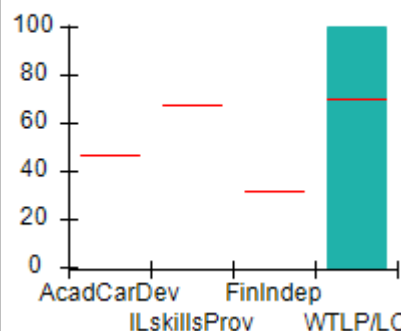
Permanency Outcomes (%)



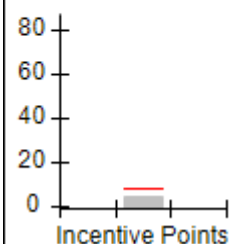
Well-Being Outcomes (%)



ILP/TLP Outcomes (%)



Incentives Earned (Points)





Performance-Based Placement Measures

RBWO Provider GA+SCORECARD - ILP/TLP

Report Quarter: Q3 FY2020

Provider/Program Name: Young Grace, Inc. ILP - (5355) - ILP				
9400 Abercorn St., Savannah, GA 31406		Quarterly Scores (Grades)		Current Quarter Score (Grade)
Phone: 4044056009		Q1: 88.05 (B+)	Q2: 91.32 (A-)	98.27% (A+)
Vendor ID# 159957		Q3: 98.27 (A+)	Q4: N/A	
Program Census Information:		# Children in Care During Quarter: 12	# Placements During Quarter: 12	# Children in Care On Last Day: 0
	Avg Performance All ILP/TLPs (%)	Provider Performance (%)*	Possible Points (Weight)	Provider Points Earned
OPM Monitoring Reviews				
Annual Comprehensive Reviews	80%	Not Yet Conducted		
Safety Reviews	82%	93%	10	9.25
Monitoring Sub-Total			10	9.25
ILP/TLP Safety Outcomes				
Incidence of Maltreatment	0.00%	Not Eligible		
Staff Training/Foundations	93%	100%	6.5	6.50
Staff Safety Checks	81%	38%	6.5	2.47
Safety Sub-Total			13	8.97
ILP/TLP Permanency Outcomes				
Placement Stability	92%	100%	3	3.00
Permanency Sub-Total			3	3.00
ILP/TLP Well-Being Outcomes				
EPSDT Medical Visits	88%	Not Eligible		
EPSDT Dental Visits	78%	Not Eligible		
Academic Supports	46%	Not Eligible		
Provider ECEM Visits	82%	Not Eligible		
Placements with Siblings	No Data	0%	Not Scored	Not Scored
Placements within Legal County	32%	Not Eligible	Not Scored	Not Scored
Well-Being Sub-Total			N/A	
ILP/TLP Specialty Outcomes				
Academic/Career Development	47%	Not Eligible		
Ind Living Skills Provision	68%	Not Eligible		
Financial Independence	32%	Not Eligible		
WTLP/Life Coach	70%	100%	45	45.00
Specialty Sub-Total			45	45.00
*Performance calculation descriptions can be found in the FY 2019 RBWO PBP Measurements and Standards Guide.				
Monitoring & Outcomes: Possible Points = 71			Points Earned = 66.22	
Score Before Incentives Credit				93.27%



Performance-Based Placement Measures

RBWO Provider GA+SCORECARD - ILP/TLP

Report Quarter: Q3 FY2020

Incentives Awarded	05.00 pts
PBP Verification	N/A pts
Total Score	98.27%

Provider/Program Name: Young Grace, Inc. ILP - (5355) - ILP

Program Census Information:		# Children in Care During Quarter: 12	# Placements During Quarter: 12	# Children in Care On Last Day: 0
ILP/TLP Incentive Credits	Avg Performance All ILP/TLPs (Points)	Provider Performance (%)*	Possible Points (Weight)	Provider Points Earned
No DOC Involvement		Not Eligible	5	
Community Connections		Not Eligible	4	
Positive Permanency Connections		100%	5	5.00
HS Grad/GED/Prof or Trade Certificate/College		N/A	10/5/5/1	
Part-Time Employment with Medical Benefits		0%	10	0.00
Living Arrangements at Discharge		0%	10	0.00
Additional Academic Supports		Not Eligible	2	
Additional IL Skills Provision		Not Eligible	5	
Active Agency Accreditation		0%	4	0.00
Staff Clinical Licensure		0%	5	0.00
Incentives Total	8.12			5.00

*Performance calculation descriptions can be found in the FY 2019 RBWO PBP Measurements and Standards Guide.

Child Protective Services Investigations and Dispositions

The following investigations data, which is not used for scoring but is considered significant to a provider's performance, is from Georgia SHINES and is not considered final or complete until the end of the fiscal year.

Total Reports:	0	
Number Screened In:	0	
Number Screened Out:	0	
Number Substantiated:	0	
Number Unsubstantiated:	0	
Number Active CPS Investigations:	0	



Performance-Based Placement Measures RBWO Provider GA+SCORECARD - ILP/TLP

Report Quarter: Q3 FY2020

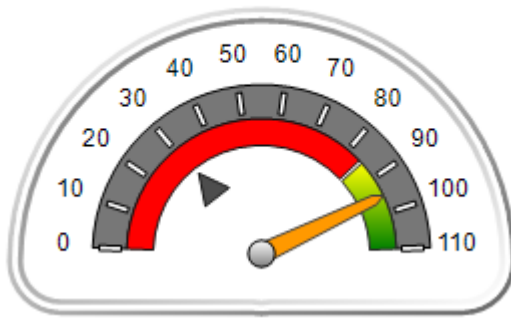
Provider/Program Name: Youth Empowerment Success Services - Dekalb Site 1 (5258) - ILP

1420 S. Hairston Rd, Stone Mountain, GA 30088	Quarterly Scores (Grades)		Current Quarter Score (Grade)
Phone: 470-236-9377	Q1: 95.93 (A)	Q2: 97.73 (A+)	95.39% (A)
Vendor ID# 153019	Q3: 95.39 (A)	Q4: N/A	
Program Census Information:	# Children in Care During Quarter: 9	# Placements During Quarter: 9	# Children in Care On Last Day: 7

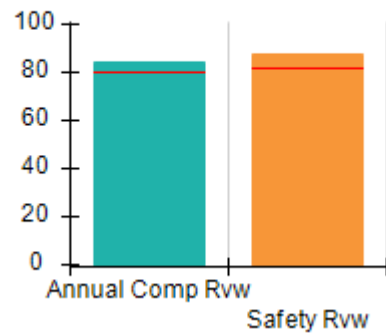
Quarterly Provider Comparisons to All ILP/TLPs

▼ — indicates average for all ILP/TLPs

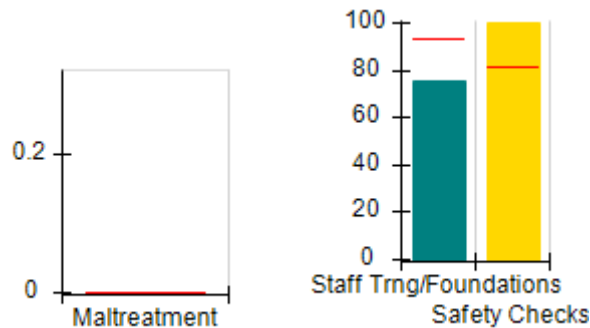
Overall Score (%)



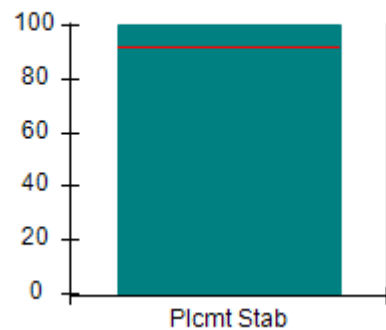
OPM Monitoring Reviews (%)



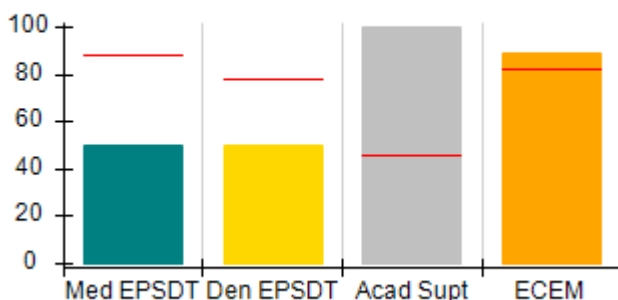
Safety Outcomes (%)



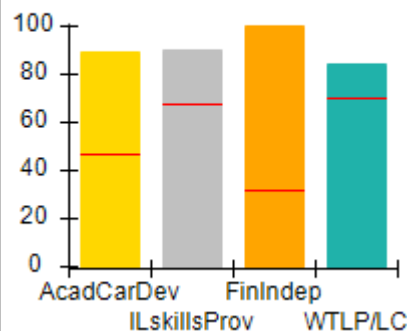
Permanency Outcomes (%)



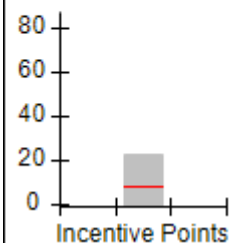
Well-Being Outcomes (%)



ILP/TLP Outcomes (%)



Incentives Earned (Points)





Performance-Based Placement Measures
RBWO Provider GA+SCORECARD - ILP/TLP

Report Quarter: Q3 FY2020

Provider/Program Name: Youth Empowerment Success Services - Dekalb Site 1 (5258) - ILP

1420 S. Hairston Rd, Stone Mountain, GA 30088	Quarterly Scores (Grades)		Current Quarter Score (Grade)
Phone: 470-236-9377	Q1: 95.93 (A)	Q2: 97.73 (A+)	95.39% (A)
Vendor ID# 153019	Q3: 95.39 (A)	Q4: N/A	

Program Census Information:	# Children in Care During Quarter: 9	# Placements During Quarter: 9	# Children in Care On Last Day: 7
-----------------------------	--------------------------------------	--------------------------------	-----------------------------------

	Avg Performance All ILP/TLPs (%)	Provider Performance (%)*	Possible Points (Weight)	Provider Points Earned
--	---	----------------------------------	---------------------------------	-------------------------------

OPM Monitoring Reviews

Annual Comprehensive Reviews	80%	85%	15	12.70
Safety Reviews	82%	88%	10	8.75
Monitoring Sub-Total			25	21.45

ILP/TLP Safety Outcomes

Incidence of Maltreatment	0.00%	Not Eligible		
Staff Training/Foundations	93%	75%	6.5	4.88
Staff Safety Checks	81%	100%	6.5	6.50
Safety Sub-Total			13	11.38

ILP/TLP Permanency Outcomes

Placement Stability	92%	100%	3	3.00
Permanency Sub-Total			3	3.00

ILP/TLP Well-Being Outcomes

EPSDT Medical Visits	88%	50%	4	2.00
EPSDT Dental Visits	78%	50%	4	2.00
Academic Supports	46%	100%	2	2.00
Provider ECEM Visits	82%	89%	4	3.56
Placements with Siblings	No Data	Not Eligible	Not Scored	Not Scored
Placements within Legal County	32%	50%	Not Scored	Not Scored
Well-Being Sub-Total			14	9.56

ILP/TLP Specialty Outcomes

Academic/Career Development	47%	89%	10	8.90
Ind Living Skills Provision	68%	90%	15	13.50
Financial Independence	32%	100%	5	5.00
WTLP/Life Coach	70%	84%	15	12.60
Specialty Sub-Total			45	40.00

*Performance calculation descriptions can be found in the FY 2019 RBWO PBP Measurements and Standards Guide.

Monitoring & Outcomes: Possible Points = 100	Points Earned = 85.39
---	------------------------------



Performance-Based Placement Measures

RBWO Provider GA+SCORECARD - ILP/TLP

Report Quarter: Q3 FY2020

Score Before Incentives Credit	85.39%
Incentives Awarded	10.00 pts
PBP Verification	N/A pts
Total Score	95.39%

Provider/Program Name: Youth Empowerment Success Services - Dekalb Site 1 (5258) - ILP

Program Census Information:		# Children in Care During Quarter: 9	# Placements During Quarter: 9	# Children in Care On Last Day: 7
ILP/TLP Incentive Credits	Avg Performance All ILP/TLPs (Points)	Provider Performance (%)*	Possible Points (Weight)	Provider Points Earned
No DOC Involvement		100%	5	5.00
Community Connections		0%	4	0.00
Positive Permanency Connections		33%	5	1.65
HS Grad/GED/Prof or Trade Certificate/College		N/A	10/5/5/1	5.00
Part-Time Employment with Medical Benefits		50%	10	5.00
Living Arrangements at Discharge		50%	10	5.00
Additional Academic Supports		0%	2	0.00
Additional IL Skills Provision		22%	5	1.10
Active Agency Accreditation		0%	4	0.00
Staff Clinical Licensure		0%	5	0.00
Incentives Total	8.12			22.75

*Performance calculation descriptions can be found in the FY 2019 RBWO PBP Measurements and Standards Guide.

Child Protective Services Investigations and Dispositions

The following investigations data, which is not used for scoring but is considered significant to a provider's performance, is from Georgia SHINES and is not considered final or complete until the end of the fiscal year.

Total Reports:	0
Number Screened In:	0
Number Screened Out:	0
Number Substantiated:	0
Number Unsubstantiated:	0
Number Active CPS Investigations:	0



Performance-Based Placement Measures RBWO Provider GA+SCORECARD - ILP/TLP

Report Quarter: Q3 FY2020

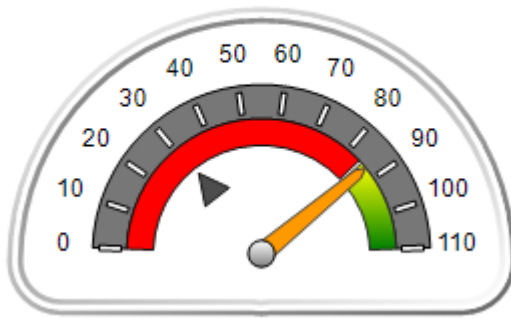
Provider/Program Name: Youth Empowerment Success Services - Jonesboro Site 1 (5259) - ILP

1 Magnolia Circle, Jonesboro, GA 30236	Quarterly Scores (Grades)		Current Quarter Score (Grade)
Phone: 470-236-9377	Q1: 98.47 (A+)	Q2: 102.19 (A+)	86.56% (B)
Vendor ID# 153020	Q3: 86.56 (B)	Q4: N/A	
Program Census Information:	# Children in Care During Quarter: 1	# Placements During Quarter: 1	# Children in Care On Last Day: 0

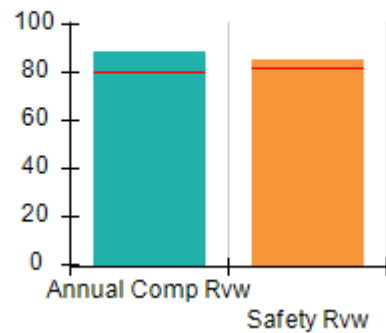
Quarterly Provider Comparisons to All ILP/TLPs

▼ — indicates average for all ILP/TLPs

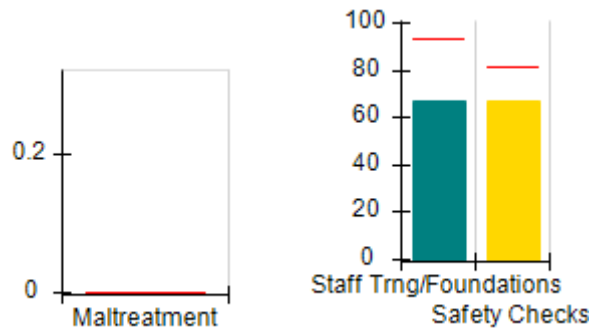
Overall Score (%)



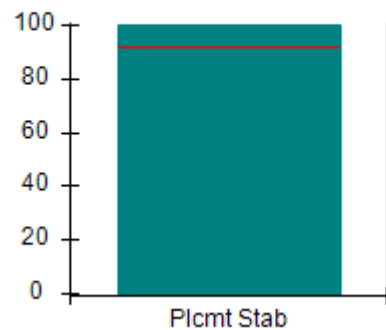
OPM Monitoring Reviews (%)



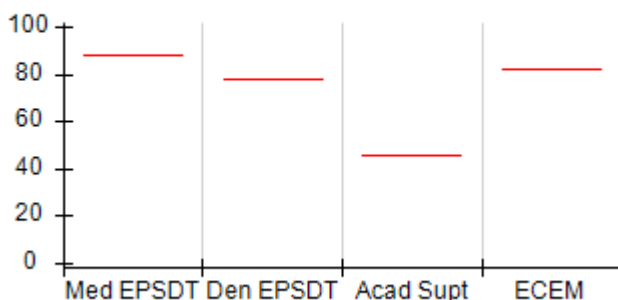
Safety Outcomes (%)



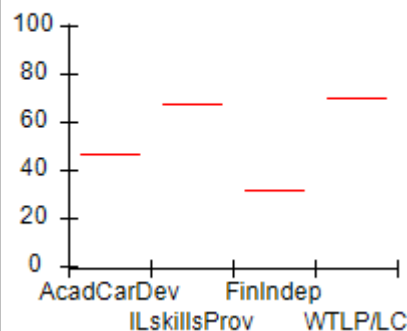
Permanency Outcomes (%)



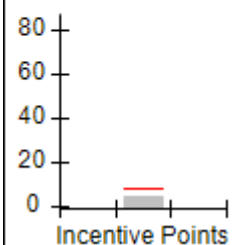
Well-Being Outcomes (%)



ILP/TLP Outcomes (%)



Incentives Earned (Points)





Performance-Based Placement Measures

RBWO Provider GA+SCORECARD - ILP/TLP

Report Quarter: Q3 FY2020

Provider/Program Name: Youth Empowerment Success Services - Jonesboro Site 1 (5259) - ILP				
1 Magnolia Circle, Jonesboro, GA 30236		Quarterly Scores (Grades)		Current Quarter Score (Grade)
Phone: 470-236-9377		Q1: 98.47 (A+)	Q2: 102.19 (A+)	86.56% (B)
Vendor ID# 153020		Q3: 86.56 (B)	Q4: N/A	
Program Census Information:		# Children in Care During Quarter: 1	# Placements During Quarter: 1	# Children in Care On Last Day: 0
	Avg Performance All ILP/TLPs (%)	Provider Performance (%)*	Possible Points (Weight)	Provider Points Earned
OPM Monitoring Reviews				
Annual Comprehensive Reviews	80%	88%	15	13.23
Safety Reviews	82%	85%	10	8.50
Monitoring Sub-Total			25	21.73
ILP/TLP Safety Outcomes				
Incidence of Maltreatment	0.00%	Not Eligible		
Staff Training/Foundations	93%	67%	6.5	4.36
Staff Safety Checks	81%	67%	6.5	4.36
Safety Sub-Total			13	8.71
ILP/TLP Permanency Outcomes				
Placement Stability	92%	100%	3	3.00
Permanency Sub-Total			3	3.00
ILP/TLP Well-Being Outcomes				
EPSDT Medical Visits	88%	Not Eligible		
EPSDT Dental Visits	78%	Not Eligible		
Academic Supports	46%	Not Eligible		
Provider ECEM Visits	82%	Not Eligible		
Placements with Siblings	No Data	Not Eligible	Not Scored	Not Scored
Placements within Legal County	32%	Not Eligible	Not Scored	Not Scored
Well-Being Sub-Total			N/A	
ILP/TLP Specialty Outcomes				
Academic/Career Development	47%	Not Eligible		
Ind Living Skills Provision	68%	Not Eligible		
Financial Independence	32%	Not Eligible		
WTLP/Life Coach	70%	Not Eligible		
Specialty Sub-Total			N/A	
*Performance calculation descriptions can be found in the FY 2019 RBWO PBP Measurements and Standards Guide.				

Monitoring & Outcomes: Possible Points = 36

Points Earned = 33.44



Performance-Based Placement Measures

RBWO Provider GA+SCORECARD - ILP/TLP

Report Quarter: Q3 FY2020

Score Before Incentives Credit	81.56%
Incentives Awarded	05.00 pts
PBP Verification	N/A pts
Total Score	86.56%

Provider/Program Name: Youth Empowerment Success Services - Jonesboro Site 1 (5259) - ILP

Program Census Information:		# Children in Care During Quarter: 1	# Placements During Quarter: 1	# Children in Care On Last Day: 0
ILP/TLP Incentive Credits	Avg Performance All ILP/TLPs (Points)	Provider Performance (%)*	Possible Points (Weight)	Provider Points Earned
No DOC Involvement		Not Eligible	5	
Community Connections		Not Eligible	4	
Positive Permanency Connections		100%	5	5.00
HS Grad/GED/Prof or Trade Certificate/College		N/A	10/5/5/1	
Part-Time Employment with Medical Benefits		0%	10	0.00
Living Arrangements at Discharge		0%	10	0.00
Additional Academic Supports		Not Eligible	2	
Additional IL Skills Provision		Not Eligible	5	
Active Agency Accreditation		0%	4	0.00
Staff Clinical Licensure		0%	5	0.00
Incentives Total	8.12			5.00

*Performance calculation descriptions can be found in the FY 2019 RBWO PBP Measurements and Standards Guide.

Child Protective Services Investigations and Dispositions

The following investigations data, which is not used for scoring but is considered significant to a provider's performance, is from Georgia SHINES and is not considered final or complete until the end of the fiscal year.

Total Reports:	0
Number Screened In:	0
Number Screened Out:	0
Number Substantiated:	0
Number Unsubstantiated:	0
Number Active CPS Investigations:	0



Performance-Based Placement Measures RBWO Provider GA+SCORECARD - ILP/TLP

Report Quarter: Q3 FY2020

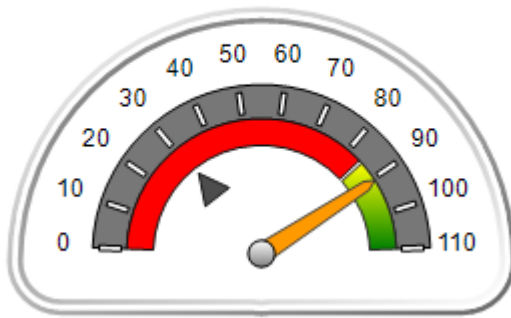
Provider/Program Name: Youth Empowerment Success Services - Jonesboro Site 2 (5391) - ILP

100 Chase Lake Dr., Jonesboro, GA 30236	Quarterly Scores (Grades)		Current Quarter Score (Grade)
Phone: 470-236-9377	Q1: 100.00 (A+)	Q2: 93.02 (A-)	90.70% (A-)
Vendor ID# 162440	Q3: 90.70 (A-)	Q4: N/A	
Program Census Information:	# Children in Care During Quarter: 12	# Placements During Quarter: 12	# Children in Care On Last Day: 8

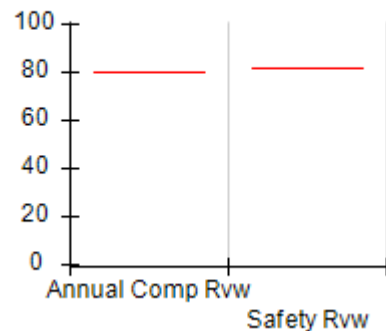
Quarterly Provider Comparisons to All ILP/TLPs

▼ — indicates average for all ILP/TLPs

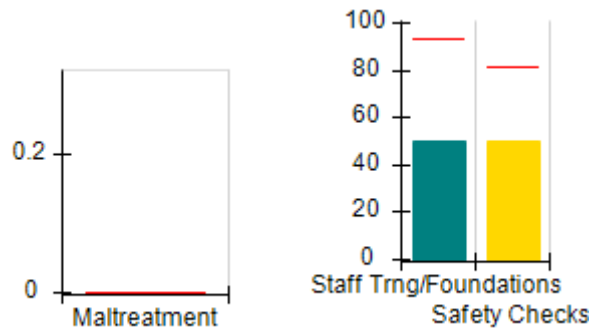
Overall Score (%)



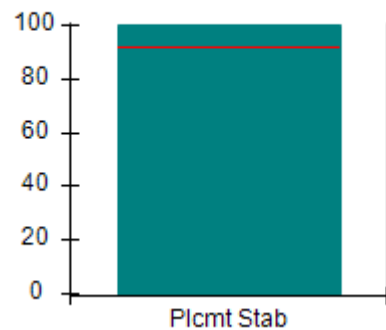
OPM Monitoring Reviews (%)



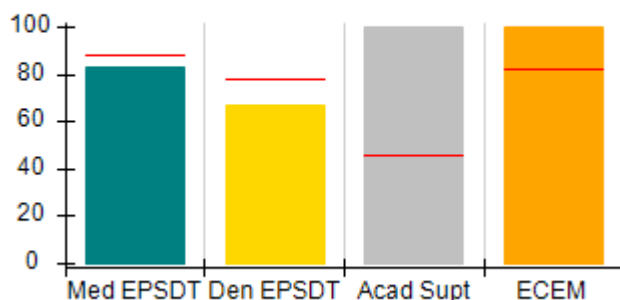
Safety Outcomes (%)



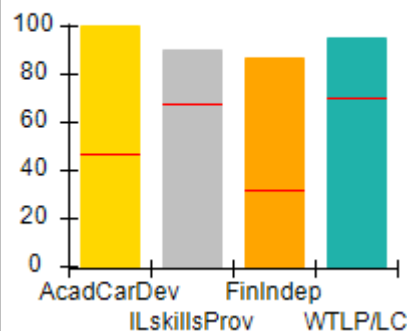
Permanency Outcomes (%)



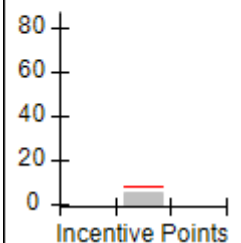
Well-Being Outcomes (%)



ILP/TLP Outcomes (%)



Incentives Earned (Points)





Performance-Based Placement Measures
RBWO Provider GA+SCORECARD - ILP/TLP

Report Quarter: Q3 FY2020

Provider/Program Name: Youth Empowerment Success Services - Jonesboro Site 2 (5391) - ILP				
100 Chase Lake Dr., Jonesboro, GA 30236		Quarterly Scores (Grades)		Current Quarter Score (Grade)
Phone: 470-236-9377		Q1: 100.00 (A+)	Q2: 93.02 (A-)	90.70% (A-)
Vendor ID# 162440		Q3: 90.70 (A-)	Q4: N/A	
Program Census Information:		# Children in Care During Quarter: 12	# Placements During Quarter: 12	# Children in Care On Last Day: 8
	Avg Performance All ILP/TLPs (%)	Provider Performance (%)*	Possible Points (Weight)	Provider Points Earned
OPM Monitoring Reviews				
Annual Comprehensive Reviews	80%	Not Yet Conducted		
Safety Reviews	82%	Not Yet Conducted		
Monitoring Sub-Total				0.00
ILP/TLP Safety Outcomes				
Incidence of Maltreatment	0.00%	Not Eligible		
Staff Training/Foundations	93%	50%	6.5	3.25
Staff Safety Checks	81%	50%	6.5	3.25
Safety Sub-Total			13	6.50
ILP/TLP Permanency Outcomes				
Placement Stability	92%	100%	3	3.00
Permanency Sub-Total			3	3.00
ILP/TLP Well-Being Outcomes				
EPSDT Medical Visits	88%	83%	4	3.32
EPSDT Dental Visits	78%	67%	4	2.68
Academic Supports	46%	100%	2	2.00
Provider ECEM Visits	82%	100%	4	4.00
Placements with Siblings	No Data	0%	Not Scored	Not Scored
Placements within Legal County	32%	0%	Not Scored	Not Scored
Well-Being Sub-Total			14	12.00
ILP/TLP Specialty Outcomes				
Academic/Career Development	47%	100%	10	10.00
Ind Living Skills Provision	68%	90%	15	13.50
Financial Independence	32%	87%	5	4.35
WTLP/Life Coach	70%	95%	15	14.25
Specialty Sub-Total			45	42.10
*Performance calculation descriptions can be found in the FY 2019 RBWO PBP Measurements and Standards Guide.				

Monitoring & Outcomes: Possible Points = 80	Points Earned = 63.60
--	------------------------------



Performance-Based Placement Measures

RBWO Provider GA+SCORECARD - ILP/TLP

Report Quarter: Q3 FY2020

Score Before Incentives Credit	84.80%
Incentives Awarded	05.90 pts
PBP Verification	N/A pts
Total Score	90.70%

Provider/Program Name: Youth Empowerment Success Services - Jonesboro Site 2 (5391) - ILP

Program Census Information:		# Children in Care During Quarter: 12	# Placements During Quarter: 12	# Children in Care On Last Day: 8
ILP/TLP Incentive Credits	Avg Performance All ILP/TLPs (Points)	Provider Performance (%)*	Possible Points (Weight)	Provider Points Earned
No DOC Involvement		100%	5	5.00
Community Connections		0%	4	0.00
Positive Permanency Connections		0%	5	0.00
HS Grad/GED/Prof or Trade Certificate/College		N/A	10/5/5/1	
Part-Time Employment with Medical Benefits		0%	10	0.00
Living Arrangements at Discharge		0%	10	0.00
Additional Academic Supports		0%	2	0.00
Additional IL Skills Provision		18%	5	0.90
Active Agency Accreditation		0%	4	0.00
Staff Clinical Licensure		0%	5	0.00
Incentives Total	8.12			5.90

*Performance calculation descriptions can be found in the FY 2019 RBWO PBP Measurements and Standards Guide.

Child Protective Services Investigations and Dispositions

The following investigations data, which is not used for scoring but is considered significant to a provider's performance, is from Georgia SHINES and is not considered final or complete until the end of the fiscal year.

Total Reports:	0
Number Screened In:	0
Number Screened Out:	0
Number Substantiated:	0
Number Unsubstantiated:	0
Number Active CPS Investigations:	0



Performance-Based Placement Measures RBWO Provider GA+SCORECARD - ILP/TLP

Report Quarter: Q3 FY2020

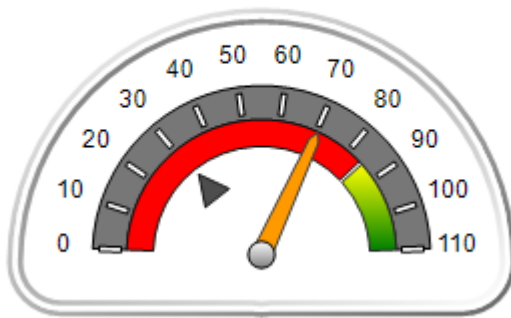
Provider/Program Name: Zion Foundation - 12 Street Apts (5428) - ILP

900-902 12 Street, Columbus, GA 31906	Quarterly Scores (Grades)		Current Quarter Score (Grade)
Phone: 706-940-0370	Q1: (N/A)	Q2: (N/A)	70.47% (C-)
Vendor ID# 167744	Q3: 70.47 (C-)	Q4: N/A	
Program Census Information:	# Children in Care During Quarter: 4	# Placements During Quarter: 4	# Children in Care On Last Day: 4

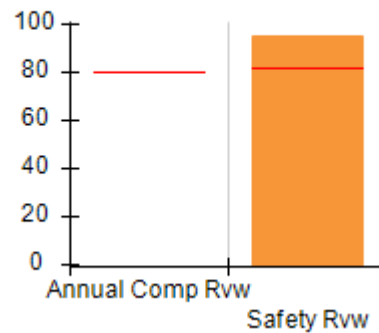
Quarterly Provider Comparisons to All ILP/TLPs

▼ indicates average for all ILP/TLPs

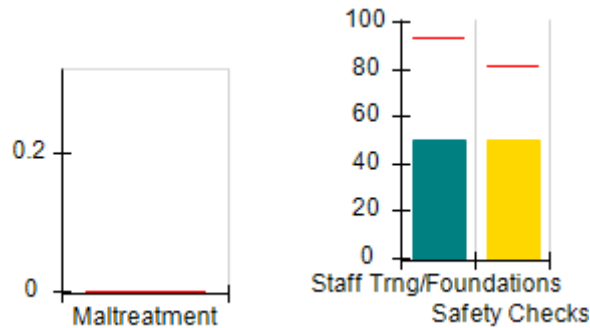
Overall Score (%)



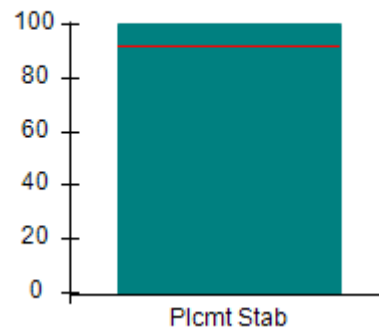
OPM Monitoring Reviews (%)



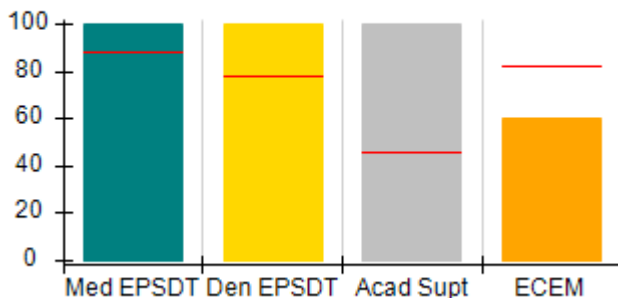
Safety Outcomes (%)



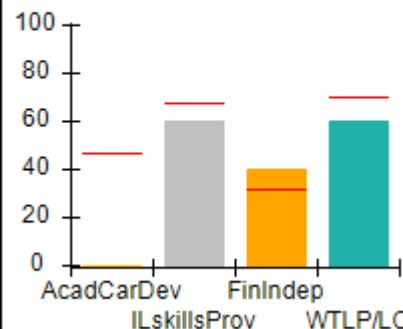
Permanency Outcomes (%)



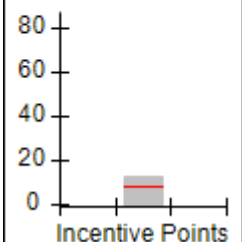
Well-Being Outcomes (%)



ILP/TLP Outcomes (%)



Incentives Earned (Points)





Performance-Based Placement Measures

RBWO Provider GA+SCORECARD - ILP/TLP

Report Quarter: Q3 FY2020

Provider/Program Name: Zion Foundation - 12 Street Apts (5428) - ILP				
900-902 12 Street, Columbus, GA 31906		Quarterly Scores (Grades)		Current Quarter Score (Grade)
Phone: 706-940-0370		Q1: (N/A)	Q2: (N/A)	70.47% (C-)
Vendor ID# 167744		Q3: 70.47 (C-)	Q4: N/A	
Program Census Information:		# Children in Care During Quarter: 4	# Placements During Quarter: 4	# Children in Care On Last Day: 4
	Avg Performance All ILP/TLPs (%)	Provider Performance (%)*	Possible Points (Weight)	Provider Points Earned
OPM Monitoring Reviews				
Annual Comprehensive Reviews	80%	Not Yet Conducted		
Safety Reviews	82%	95%	10	9.50
Monitoring Sub-Total			10	9.50
ILP/TLP Safety Outcomes				
Incidence of Maltreatment	0.00%	Not Eligible		
Staff Training/Foundations	93%	50%	6.5	3.25
Staff Safety Checks	81%	50%	6.5	3.25
Safety Sub-Total			13	6.50
ILP/TLP Permanency Outcomes				
Placement Stability	92%	100%	3	3.00
Permanency Sub-Total			3	3.00
ILP/TLP Well-Being Outcomes				
EPSDT Medical Visits	88%	100%	4	4.00
EPSDT Dental Visits	78%	100%	4	4.00
Academic Supports	46%	100%	2	2.00
Provider ECEM Visits	82%	60%	4	2.40
Placements with Siblings	No Data	0%	Not Scored	Not Scored
Placements within Legal County	32%	50%	Not Scored	Not Scored
Well-Being Sub-Total			14	12.40
ILP/TLP Specialty Outcomes				
Academic/Career Development	47%	0%	10	0.00
Ind Living Skills Provision	68%	60%	15	9.00
Financial Independence	32%	40%	5	2.00
WTLP/Life Coach	70%	60%	15	9.00
Specialty Sub-Total			45	20.00
*Performance calculation descriptions can be found in the FY 2019 RBWO PBP Measurements and Standards Guide.				
Monitoring & Outcomes: Possible Points = 85			Points Earned = 51.40	
Score Before Incentives Credit				60.47%



Performance-Based Placement Measures

RBWO Provider GA+SCORECARD - ILP/TLP

Report Quarter: Q3 FY2020

Incentives Awarded	10.00 pts
PBP Verification	N/A pts
Total Score	70.47%

Provider/Program Name: Zion Foundation - 12 Street Apts (5428) - ILP

Program Census Information:		# Children in Care During Quarter: 4	# Placements During Quarter: 4	# Children in Care On Last Day: 4
ILP/TLP Incentive Credits	Avg Performance All ILP/TLPs (Points)	Provider Performance (%)*	Possible Points (Weight)	Provider Points Earned
No DOC Involvement		80%	5	4.00
Community Connections		0%	4	0.00
Positive Permanency Connections		100%	5	5.00
HS Grad/GED/Prof or Trade Certificate/College		N/A	10/5/5/1	
Part-Time Employment with Medical Benefits		Not Eligible	10	
Living Arrangements at Discharge		Not Eligible	10	
Additional Academic Supports		100%	2	2.00
Additional IL Skills Provision		30%	5	1.50
Active Agency Accreditation		0%	4	0.00
Staff Clinical Licensure		0%	5	0.00
Incentives Total	8.12			12.50

*Performance calculation descriptions can be found in the FY 2019 RBWO PBP Measurements and Standards Guide.

Child Protective Services Investigations and Dispositions

The following investigations data, which is not used for scoring but is considered significant to a provider's performance, is from Georgia SHINES and is not considered final or complete until the end of the fiscal year.

Total Reports:	0	
Number Screened In:	0	
Number Screened Out:	0	
Number Substantiated:	0	
Number Unsubstantiated:	0	
Number Active CPS Investigations:	0	



Performance-Based Placement Measures RBWO Provider GA+SCORECARD - ILP/TLP

Report Quarter: Q3 FY2020

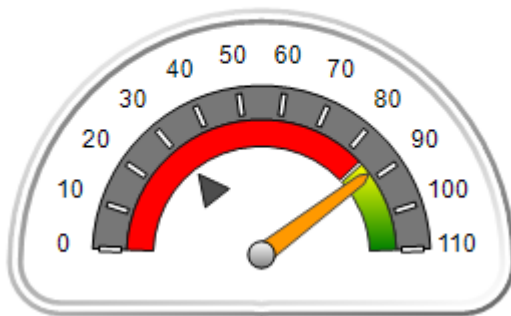
Provider/Program Name: Zion Foundation - Miller Apts (5333) - ILP

5503 Miller Rd., Columbus, GA 31906	Quarterly Scores (Grades)		Current Quarter Score (Grade)
Phone: 706-940-0370	Q1: 88.32 (B+)	Q2: 88.41 (B+)	88.19% (B+)
Vendor ID# 157129	Q3: 88.19 (B+)	Q4: N/A	
Program Census Information:	# Children in Care During Quarter: 8	# Placements During Quarter: 8	# Children in Care On Last Day: 4

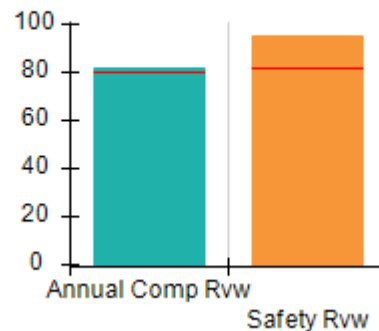
Quarterly Provider Comparisons to All ILP/TLPs

▼ indicates average for all ILP/TLPs

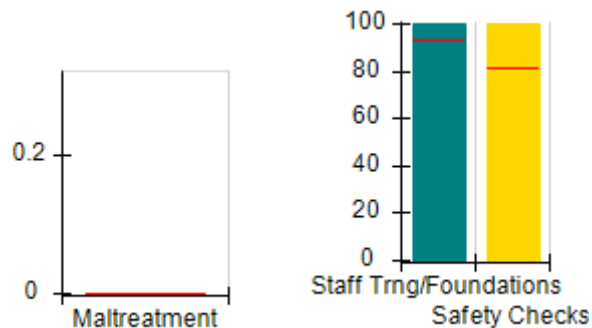
Overall Score (%)



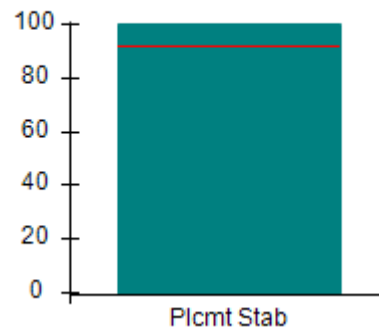
OPM Monitoring Reviews (%)



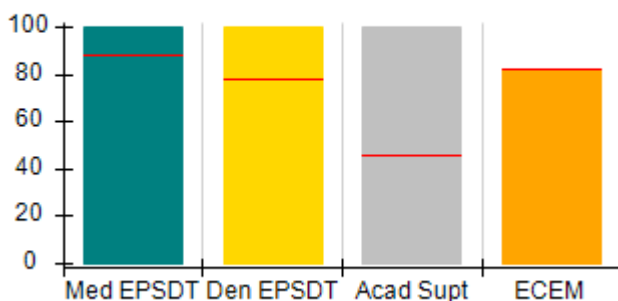
Safety Outcomes (%)



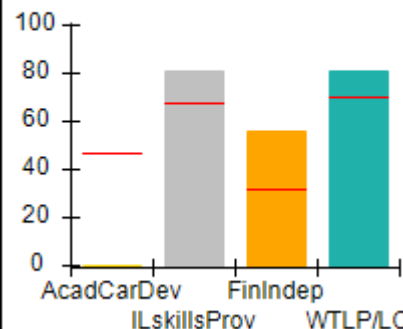
Permanency Outcomes (%)



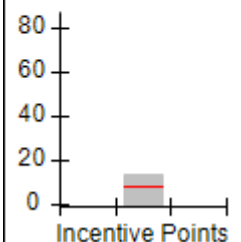
Well-Being Outcomes (%)



ILP/TLP Outcomes (%)



Incentives Earned (Points)





Performance-Based Placement Measures

RBWO Provider GA+SCORECARD - ILP/TLP

Report Quarter: Q3 FY2020

Provider/Program Name: Zion Foundation - Miller Apts (5333) - ILP				
5503 Miller Rd., Columbus, GA 31906		Quarterly Scores (Grades)		Current Quarter Score (Grade)
Phone: 706-940-0370		Q1: 88.32 (B+)	Q2: 88.41 (B+)	88.19% (B+)
Vendor ID# 157129		Q3: 88.19 (B+)	Q4: N/A	
Program Census Information:		# Children in Care During Quarter: 8	# Placements During Quarter: 8	# Children in Care On Last Day: 4
	Avg Performance All ILP/TLPs (%)	Provider Performance (%)*	Possible Points (Weight)	Provider Points Earned
OPM Monitoring Reviews				
Annual Comprehensive Reviews	80%	82%	15	12.31
Safety Reviews	82%	95%	10	9.50
Monitoring Sub-Total			25	21.81
ILP/TLP Safety Outcomes				
Incidence of Maltreatment	0.00%	No Substantiated Reports	3	3.00
Staff Training/Foundations	93%	100%	5	5.00
Staff Safety Checks	81%	100%	5	5.00
Safety Sub-Total			13	13.00
ILP/TLP Permanency Outcomes				
Placement Stability	92%	100%	3	3.00
Permanency Sub-Total			3	3.00
ILP/TLP Well-Being Outcomes				
EPSDT Medical Visits	88%	100%	4	4.00
EPSDT Dental Visits	78%	100%	4	4.00
Academic Supports	46%	100%	2	2.00
Provider ECEM Visits	82%	82%	4	3.28
Placements with Siblings	No Data	Not Eligible	Not Scored	Not Scored
Placements within Legal County	32%	0%	Not Scored	Not Scored
Well-Being Sub-Total			14	13.28
ILP/TLP Specialty Outcomes				
Academic/Career Development	47%	0%	10	0.00
Ind Living Skills Provision	68%	81%	15	12.15
Financial Independence	32%	56%	5	2.80
WTLP/Life Coach	70%	81%	15	12.15
Specialty Sub-Total			45	27.10
*Performance calculation descriptions can be found in the FY 2019 RBWO PBP Measurements and Standards Guide.				

Monitoring & Outcomes: Possible Points = 100

Points Earned = 78.19



Performance-Based Placement Measures

RBWO Provider GA+SCORECARD - ILP/TLP

Report Quarter: Q3 FY2020

Score Before Incentives Credit	78.19%
Incentives Awarded	10.00 pts
PBP Verification	N/A pts
Total Score	88.19%

Provider/Program Name: Zion Foundation - Miller Apts (5333) - ILP				
Program Census Information:		# Children in Care During Quarter: 8	# Placements During Quarter: 8	# Children in Care On Last Day: 4
ILP/TLP Incentive Credits	Avg Performance All ILP/TLPs (Points)	Provider Performance (%)*	Possible Points (Weight)	Provider Points Earned
No DOC Involvement		100%	5	5.00
Community Connections		0%	4	0.00
Positive Permanency Connections		100%	5	5.00
HS Grad/GED/Prof or Trade Certificate/College		N/A	10/5/5/1	
Part-Time Employment with Medical Benefits		0%	10	0.00
Living Arrangements at Discharge		0%	10	0.00
Additional Academic Supports		100%	2	2.00
Additional IL Skills Provision		25%	5	1.25
Active Agency Accreditation		0%	4	0.00
Staff Clinical Licensure		0%	5	0.00
Incentives Total	8.12			13.25

*Performance calculation descriptions can be found in the FY 2019 RBWO PBP Measurements and Standards Guide.

Child Protective Services Investigations and Dispositions		
The following investigations data, which is not used for scoring but is considered significant to a provider's performance, is from Georgia SHINES and is not considered final or complete until the end of the fiscal year.		
Total Reports:	0	
Number Screened In:	0	
Number Screened Out:	0	
Number Substantiated:	0	
Number Unsubstantiated:	0	
Number Active CPS Investigations:	0	



Performance-Based Placement Measures

RBWO Provider GA+SCORECARD - ILP/TLP

Report Quarter: Q3 FY2020

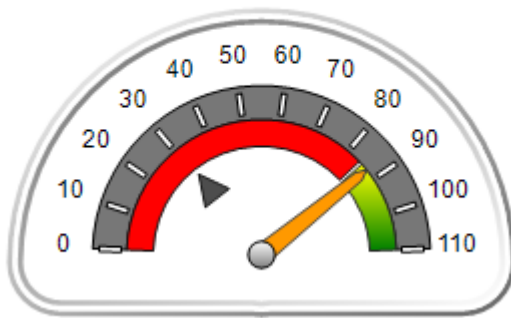
Provider/Program Name: Zion Foundation - Oak Ridge Apartments (5261) - ILP

700 Veterans Pkwy, Columbus, GA 31907	Quarterly Scores (Grades)		Current Quarter Score (Grade)
Phone: 706-940-0370	Q1: 85.82 (B)	Q2: 89.26 (B+)	87.01% (B+)
Vendor ID# 144023	Q3: 87.01 (B+)	Q4: N/A	
Program Census Information:	# Children in Care During Quarter: 9	# Placements During Quarter: 9	# Children in Care On Last Day: 3

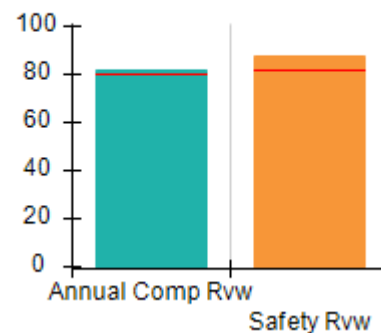
Quarterly Provider Comparisons to All ILP/TLPs

indicates average for all ILP/TLPs

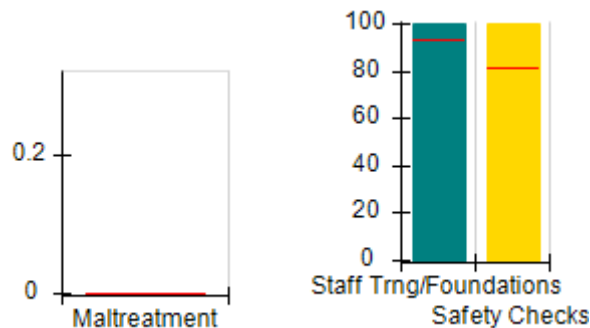
Overall Score (%)



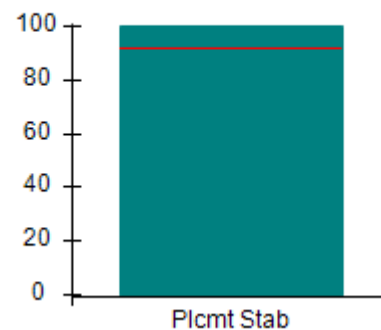
OPM Monitoring Reviews (%)



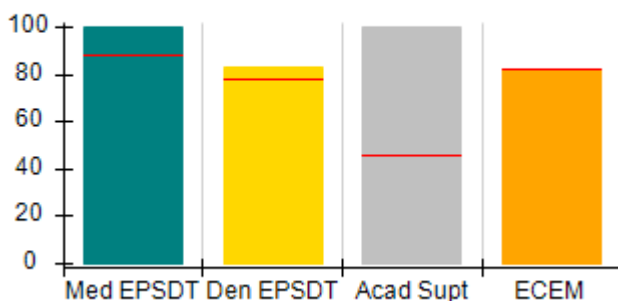
Safety Outcomes (%)



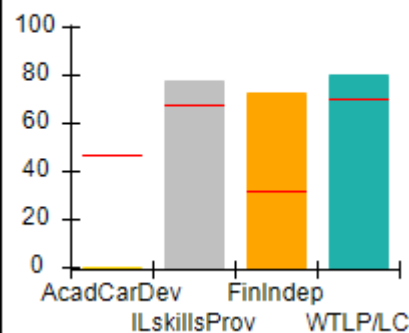
Permanency Outcomes (%)



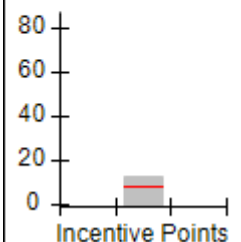
Well-Being Outcomes (%)



ILP/TLP Outcomes (%)



Incentives Earned (Points)





Performance-Based Placement Measures
RBWO Provider GA+SCORECARD - ILP/TLP

Report Quarter: Q3 FY2020

Provider/Program Name: Zion Foundation - Oak Ridge Apartments (5261) - ILP				
700 Veterans Pkwy, Columbus, GA 31907	Quarterly Scores (Grades)			Current Quarter Score (Grade)
Phone: 706-940-0370	Q1: 85.82 (B)	Q2: 89.26 (B+)	87.01% (B+)	
Vendor ID# 144023	Q3: 87.01 (B+)	Q4: N/A		
Program Census Information:	# Children in Care During Quarter: 9	# Placements During Quarter: 9	# Children in Care On Last Day: 3	
	Avg Performance All ILP/TLPs (%)	Provider Performance (%)*	Possible Points (Weight)	Provider Points Earned
OPM Monitoring Reviews				
Annual Comprehensive Reviews	80%	82%	15	12.31
Safety Reviews	82%	88%	10	8.75
Monitoring Sub-Total			25	21.06
ILP/TLP Safety Outcomes				
Incidence of Maltreatment	0.00%	No Substantiated Reports	3	3.00
Staff Training/Foundations	93%	100%	5	5.00
Staff Safety Checks	81%	100%	5	5.00
Safety Sub-Total			13	13.00
ILP/TLP Permanency Outcomes				
Placement Stability	92%	100%	3	3.00
Permanency Sub-Total			3	3.00
ILP/TLP Well-Being Outcomes				
EPSDT Medical Visits	88%	100%	4	4.00
EPSDT Dental Visits	78%	83%	4	3.32
Academic Supports	46%	100%	2	2.00
Provider ECEM Visits	82%	82%	4	3.28
Placements with Siblings	No Data	Not Eligible	Not Scored	Not Scored
Placements within Legal County	32%	40%	Not Scored	Not Scored
Well-Being Sub-Total			14	12.60
ILP/TLP Specialty Outcomes				
Academic/Career Development	47%	0%	10	0.00
Ind Living Skills Provision	68%	78%	15	11.70
Financial Independence	32%	73%	5	3.65
WTLP/Life Coach	70%	80%	15	12.00
Specialty Sub-Total			45	27.35
*Performance calculation descriptions can be found in the FY 2019 RBWO PBP Measurements and Standards Guide.				

Monitoring & Outcomes: Possible Points = 100

Points Earned = 77.01



Performance-Based Placement Measures

RBWO Provider GA+SCORECARD - ILP/TLP

Report Quarter: Q3 FY2020

Score Before Incentives Credit	77.01%
Incentives Awarded	10.00 pts
PBP Verification	N/A pts
Total Score	87.01%

Provider/Program Name: Zion Foundation - Oak Ridge Apartments (5261) - ILP				
Program Census Information:		# Children in Care During Quarter: 9	# Placements During Quarter: 9	# Children in Care On Last Day: 3
ILP/TLP Incentive Credits	Avg Performance All ILP/TLPs (Points)	Provider Performance (%)*	Possible Points (Weight)	Provider Points Earned
No DOC Involvement		100%	5	5.00
Community Connections		Not Eligible	4	
Positive Permanency Connections		100%	5	5.00
HS Grad/GED/Prof or Trade Certificate/College		N/A	10/5/5/1	
Part-Time Employment with Medical Benefits		0%	10	0.00
Living Arrangements at Discharge		0%	10	0.00
Additional Academic Supports		100%	2	2.00
Additional IL Skills Provision		22%	5	1.10
Active Agency Accreditation		0%	4	0.00
Staff Clinical Licensure		0%	5	0.00
Incentives Total	8.12			13.10

*Performance calculation descriptions can be found in the FY 2019 RBWO PBP Measurements and Standards Guide.

Child Protective Services Investigations and Dispositions		
The following investigations data, which is not used for scoring but is considered significant to a provider's performance, is from Georgia SHINES and is not considered final or complete until the end of the fiscal year.		
Total Reports:	0	
Number Screened In:	0	
Number Screened Out:	0	
Number Substantiated:	0	
Number Unsubstantiated:	0	
Number Active CPS Investigations:	0	



Performance-Based Placement Measures

RBWO Provider GA+SCORECARD - ILP/TLP

Report Quarter: Q3 FY2020

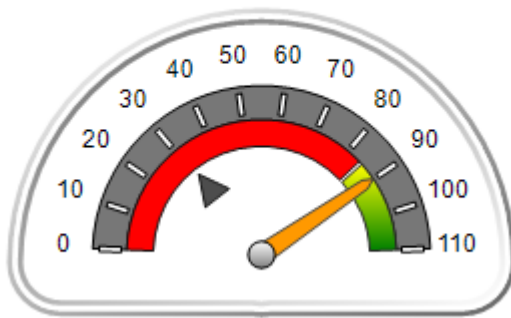
Provider/Program Name: Zion Foundation - Woodruff (5260) - ILP

5358 Woodruff Farm Rd., Columbus, GA 31907	Quarterly Scores (Grades)		Current Quarter Score (Grade)
Phone: 706-940-0370	Q1: 91.86 (A-)	Q2: 94.50 (A)	89.93% (B+)
Vendor ID# 150308	Q3: 89.93 (B+)	Q4: N/A	
Program Census Information:	# Children in Care During Quarter: 5	# Placements During Quarter: 5	# Children in Care On Last Day: 3

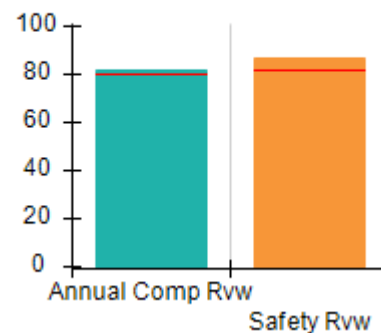
Quarterly Provider Comparisons to All ILP/TLPs

indicates average for all ILP/TLPs

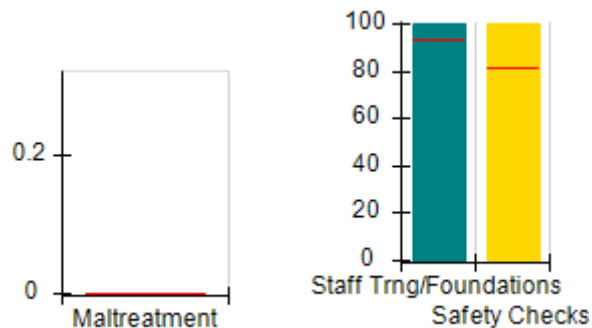
Overall Score (%)



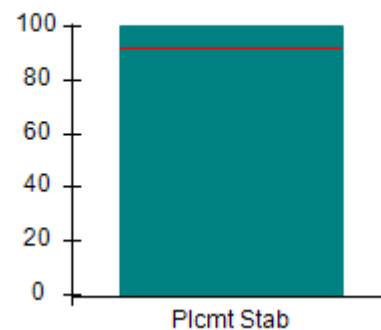
OPM Monitoring Reviews (%)



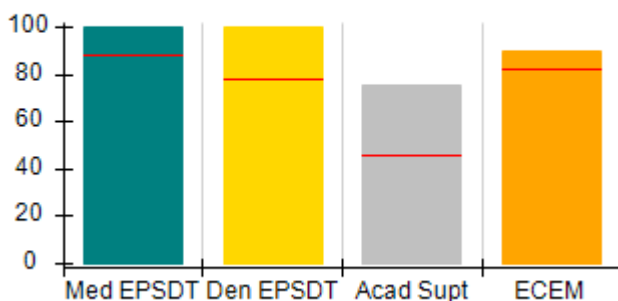
Safety Outcomes (%)



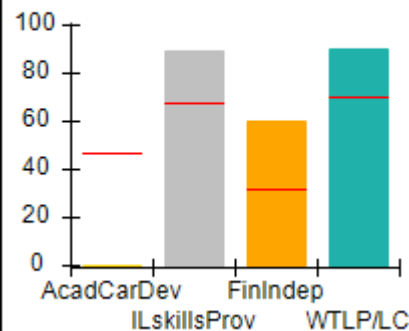
Permanency Outcomes (%)



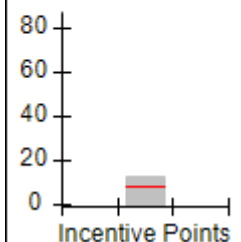
Well-Being Outcomes (%)



ILP/TLP Outcomes (%)



Incentives Earned (Points)





Performance-Based Placement Measures
RBWO Provider GA+SCORECARD - ILP/TLP

Report Quarter: Q3 FY2020

Provider/Program Name: Zion Foundation - Woodruff (5260) - ILP				
5358 Woodruff Farm Rd., Columbus, GA 31907		Quarterly Scores (Grades)		Current Quarter Score (Grade)
Phone: 706-940-0370		Q1: 91.86 (A-)	Q2: 94.50 (A)	89.93% (B+)
Vendor ID# 150308		Q3: 89.93 (B+)	Q4: N/A	
Program Census Information:		# Children in Care During Quarter: 5	# Placements During Quarter: 5	# Children in Care On Last Day: 3
	Avg Performance All ILP/TLPs (%)	Provider Performance (%)*	Possible Points (Weight)	Provider Points Earned
OPM Monitoring Reviews				
Annual Comprehensive Reviews	80%	82%	15	12.31
Safety Reviews	82%	87%	10	8.67
Monitoring Sub-Total			25	20.98
ILP/TLP Safety Outcomes				
Incidence of Maltreatment	0.00%	Not Eligible		
Staff Training/Foundations	93%	100%	6.5	6.50
Staff Safety Checks	81%	100%	6.5	6.50
Safety Sub-Total			13	13.00
ILP/TLP Permanency Outcomes				
Placement Stability	92%	100%	3	3.00
Permanency Sub-Total			3	3.00
ILP/TLP Well-Being Outcomes				
EPSDT Medical Visits	88%	100%	4	4.00
EPSDT Dental Visits	78%	100%	4	4.00
Academic Supports	46%	75%	2	1.50
Provider ECEM Visits	82%	90%	4	3.60
Placements with Siblings	No Data	Not Eligible	Not Scored	Not Scored
Placements within Legal County	32%	33%	Not Scored	Not Scored
Well-Being Sub-Total			14	13.10
ILP/TLP Specialty Outcomes				
Academic/Career Development	47%	0%	10	0.00
Ind Living Skills Provision	68%	89%	15	13.35
Financial Independence	32%	60%	5	3.00
WTLP/Life Coach	70%	90%	15	13.50
Specialty Sub-Total			45	29.85
*Performance calculation descriptions can be found in the FY 2019 RBWO PBP Measurements and Standards Guide.				

Monitoring & Outcomes: Possible Points = 100	Points Earned = 79.93
Score Before Incentives Credit	
79.93%	



Performance-Based Placement Measures

RBWO Provider GA+SCORECARD - ILP/TLP

Report Quarter: Q3 FY2020

Incentives Awarded	10.00 pts
PBP Verification	N/A pts
Total Score	89.93%

Provider/Program Name: Zion Foundation - Woodruff (5260) - ILP

Program Census Information:		# Children in Care During Quarter: 5	# Placements During Quarter: 5	# Children in Care On Last Day: 3
ILP/TLP Incentive Credits	Avg Performance All ILP/TLPs (Points)	Provider Performance (%)*	Possible Points (Weight)	Provider Points Earned
No DOC Involvement		89%	5	4.45
Community Connections		0%	4	0.00
Positive Permanency Connections		100%	5	5.00
HS Grad/GED/Prof or Trade Certificate/College		N/A	10/5/5/1	
Part-Time Employment with Medical Benefits		0%	10	0.00
Living Arrangements at Discharge		0%	10	0.00
Additional Academic Supports		75%	2	1.50
Additional IL Skills Provision		44%	5	2.20
Active Agency Accreditation		0%	4	0.00
Staff Clinical Licensure		0%	5	0.00
Incentives Total	8.12			13.15

*Performance calculation descriptions can be found in the FY 2019 RBWO PBP Measurements and Standards Guide.

Child Protective Services Investigations and Dispositions

The following investigations data, which is not used for scoring but is considered significant to a provider's performance, is from Georgia SHINES and is not considered final or complete until the end of the fiscal year.

Total Reports:	0	
Number Screened In:	0	
Number Screened Out:	0	
Number Substantiated:	0	
Number Unsubstantiated:	0	
Number Active CPS Investigations:	0	