



DHS, DFCS, Office of Provider Management
Performance-Based Placement Measures
RBWO Provider GA+SCORECARD - CPA

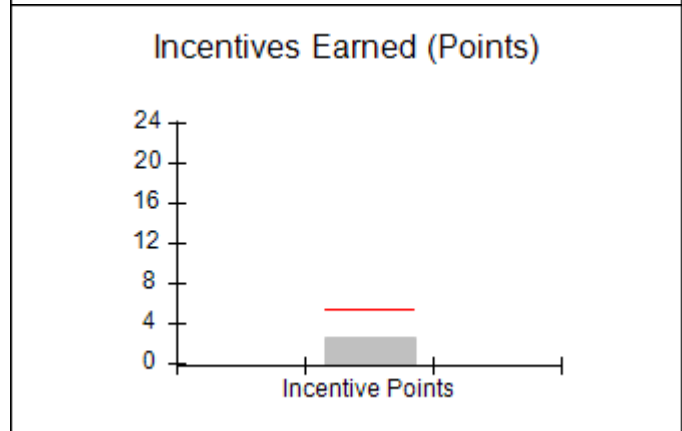
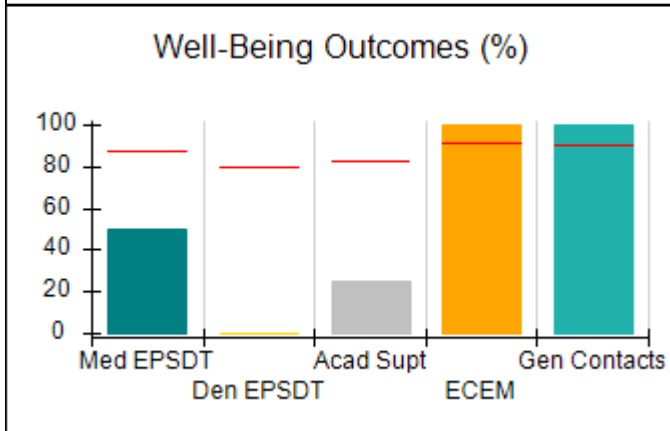
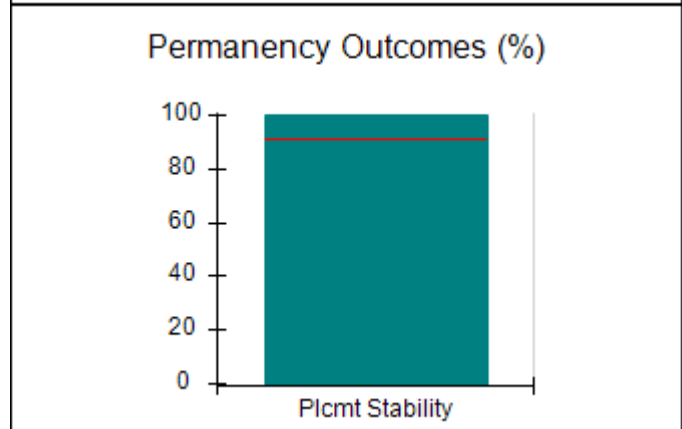
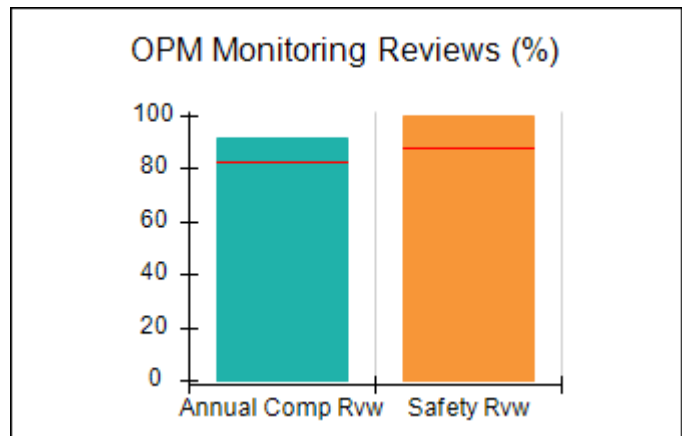
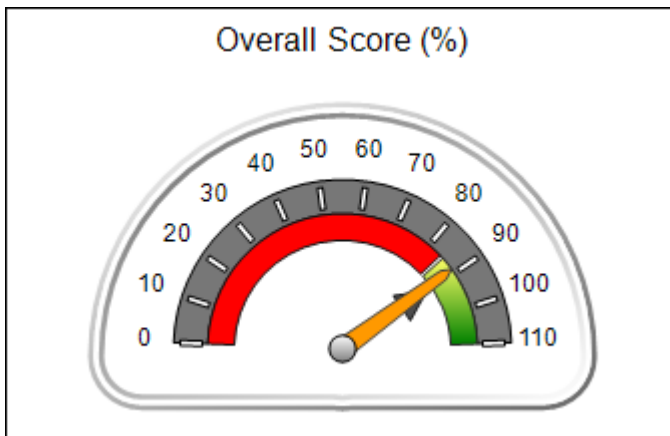


Report Quarter: Q1 FY2021

Provider/Program Name: All God's Children - (861) - CPA			
1671 Meriweather Dr., Watkinsville, GA 30677	Quarterly Scores (Grades)		Current Quarter Score (Grade)
Phone: 706-316-2421	Q1: 88.72 (B+)	Q2: (N/A)	88.72% (B+)
Vendor ID# 35219	Q3: (N/A)	Q4: (N/A)	
# New Foster Homes During Quarter: 0	# Children in Care During Quarter: 4	# Placements During Quarter: 4	# Children in Care On Last Day: 4

Quarterly Provider Comparisons to All CPAs

▼ — indicates average for all CPAs





DHS, DFCS, Office of Provider Management
Performance-Based Placement Measures
RBWO Provider GA+SCORECARD - CPA



Report Quarter: Q1 FY2021

Provider/Program Name: All God's Children - (861) - CPA				
1671 Meriweather Dr., Watkinsville, GA 30677		Quarterly Scores (Grades)		Current Quarter Score (Grade)
Phone: 706-316-2421		Q1: 88.72 (B+)	Q2: (N/A)	88.72% (B+)
Vendor ID# 35219		Q3: (N/A)	Q4: (N/A)	
# New Foster Homes During Quarter: 0		# Children in Care During Quarter: 4	# Placements During Quarter: 4	# Children in Care On Last Day: 4
	Avg Performance All CPAs (%)	Provider Performance (%)*	Possible Points (Weight)	Provider Points Earned
OPM Monitoring Reviews				
Annual Comprehensive Reviews	83%	91%	25	22.82
Safety Reviews	87%	100%	15	15.00
Monitoring Sub-Total			40	37.82
CPA Safety Outcomes				
Incidence of Maltreatment	0.09%	No Substantiated Reports	10	10.00
Staff Training	93%	100%	5	5.00
Staff Safety Checks	81%	33%	5	1.65
Safety Sub-Total			20	16.65
CPA Permanency Outcomes				
Placement Stability	91%	100%	15	15.00
Permanency Sub-Total			15	15.00
CPA Well-Being Outcomes				
EPSDT Medical Visits	87%	50%	4	2.00
EPSDT Dental Visits	79%	0%	4	0.00
Academic Supports	82%	25%	3	0.75
Provider ECEM Visits	91%	100%	7	7.00
Provider General Contacts	90%	100%	7	7.00
Placements with Siblings	70%	100%	Not Scored	Not Scored
Placements within Legal County	15%	Not Eligible	Not Scored	Not Scored
Well-Being Sub-Total			25	16.75
*Performance calculation descriptions can be found in the FY 2019 RBWO PBP Measurements and Standards Guide.				
Monitoring & Outcomes: Possible Points = 100			Points Earned: 86.22	
Score Before Incentives Credit				86.22%
Incentives Awarded				2.50 pts
PBP Verification				N/A pts
Total Score				88.72%



DHS, DFCS, Office of Provider Management
Performance-Based Placement Measures
RBWO Provider GA+SCORECARD - CPA



Report Quarter: Q1 FY2021

Provider/Program Name: All God's Children - (861) - CPA				
# New Foster Homes During Quarter: 0		# Children in Care During Quarter: 4	# Placements During Quarter: 4	# Children in Care On Last Day: 4
CPA Incentive Credits	Avg Performance All CPAs (%)	Provider Performance (%)*	Possible Points (Weight)	Provider Points Earned
Early EPSDT Medical Visits		Not Eligible	2	
Early EPSDT Dental Visits		0%	2	0.00
Permanency Contacts		0%	5	0.00
Additional Academic Supports		25%	2	0.50
HS Grad/GED/Prof or Trade Certificate/College		N/A	10/5/5/1	
EYSS Agreement		Not Eligible	5	
Community Connections		0%	4	0.00
Foster Hm Retention Rate (threshold = 90)		100%	2	2.00
Foster Hm Recruitment (threshold = 100)		0%	2	0.00
Active Agency Accreditation		0%	4	0.00
Staff Clinical Licensure		0%	5	0.00
Incentives Total	5.25			2.50
Maximum total combined incentive credit allowed is 10 points.			Incentives Awarded	2.50
*Performance calculation descriptions can be found in the FY 2019 RBWO PBP Measurements and Standards Guide.				

Child Protective Services Investigations and Dispositions		
The following investigations data, which is not used for scoring but is considered significant to a provider's performance, is from Georgia SHINES and is not considered final or complete until the end of the fiscal year.		
Total Reports:	0	
Number Screened In:	0	
Number Screened Out:	0	
Number Substantiated:	0	
Number Unsubstantiated:	0	
Number Active CPS Investigations:	0	



DHS, DFCS, Office of Provider Management
Performance-Based Placement Measures
RBWO Provider GA+SCORECARD - CPA

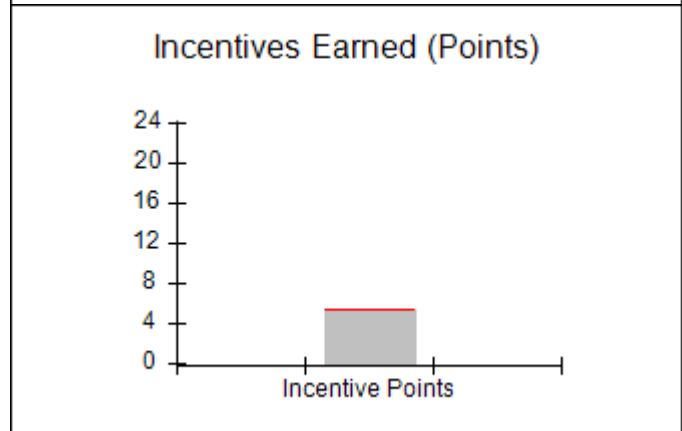
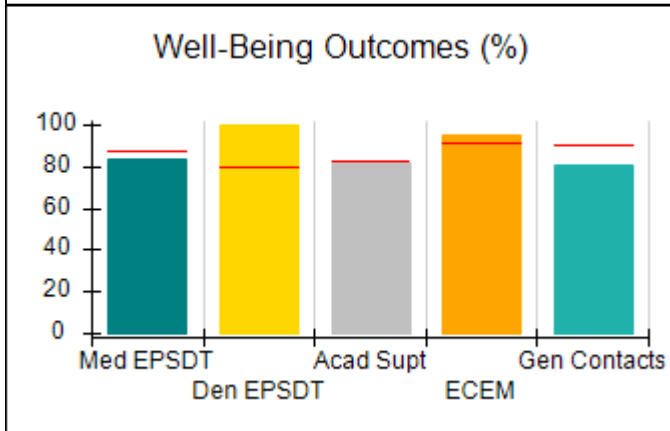
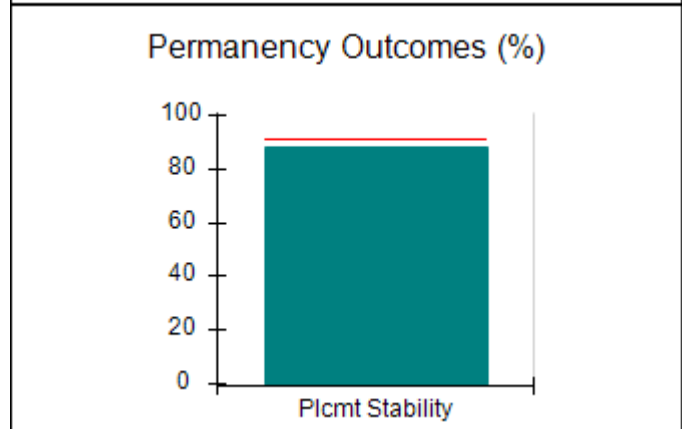
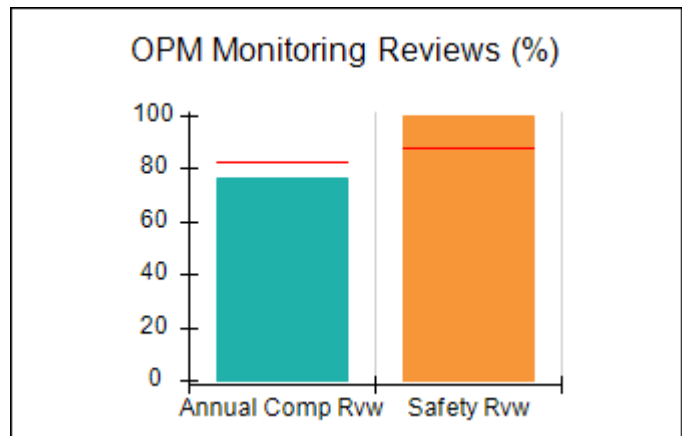
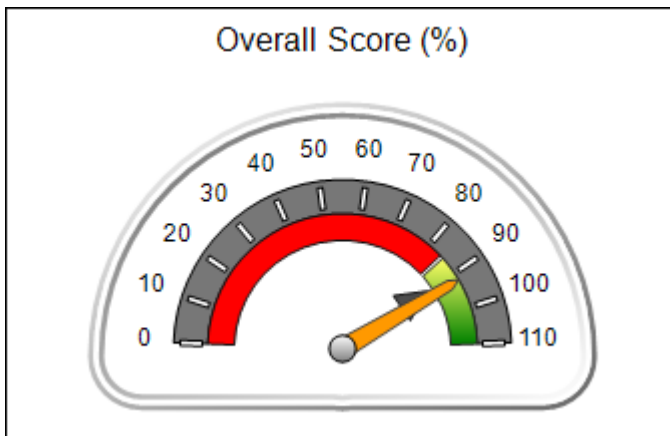


Report Quarter: Q1 FY2021

Provider/Program Name: ALR Family Services, Inc. - (5140) - CPA			
1518 Airport Road, Hinesville, GA 31313	Quarterly Scores (Grades)		Current Quarter Score (Grade)
Phone: 912-559-5536	Q1: 92.12 (A-)	Q2: (N/A)	92.12% (A-)
Vendor ID# 114739	Q3: (N/A)	Q4: (N/A)	
# New Foster Homes During Quarter: 1	# Children in Care During Quarter: 8	# Placements During Quarter: 8	# Children in Care On Last Day: 7

Quarterly Provider Comparisons to All CPAs

▼ — indicates average for all CPAs





DHS, DFCS, Office of Provider Management
Performance-Based Placement Measures
RBWO Provider GA+SCORECARD - CPA



Report Quarter: Q1 FY2021

Provider/Program Name: ALR Family Services, Inc. - (5140) - CPA				
1518 Airport Road, Hinesville, GA 31313	Quarterly Scores (Grades)		Current Quarter Score (Grade)	
Phone: 912-559-5536	Q1: 92.12 (A-)	Q2: (N/A)	92.12%	
Vendor ID# 114739	Q3: (N/A)	Q4: (N/A)	(A-)	
# New Foster Homes During Quarter: 1	# Children in Care During Quarter: 8	# Placements During Quarter: 8	# Children in Care On Last Day: 7	
	Avg Performance All CPAs (%)	Provider Performance (%)*	Possible Points (Weight)	Provider Points Earned
OPM Monitoring Reviews				
Annual Comprehensive Reviews	83%	76%	25	19.04
Safety Reviews	87%	100%	15	15.00
Monitoring Sub-Total			40	34.04
CPA Safety Outcomes				
Incidence of Maltreatment	0.09%	No Substantiated Reports	10	10.00
Staff Training	93%	100%	5	5.00
Staff Safety Checks	81%	50%	5	2.50
Safety Sub-Total			20	17.50
CPA Permanency Outcomes				
Placement Stability	91%	88%	15	13.20
Permanency Sub-Total			15	13.20
CPA Well-Being Outcomes				
EPSDT Medical Visits	87%	83%	4	3.32
EPSDT Dental Visits	79%	100%	4	4.00
Academic Supports	82%	82%	3	2.46
Provider ECEM Visits	91%	95%	7	6.65
Provider General Contacts	90%	81%	7	5.67
Placements with Siblings	70%	0%	Not Scored	Not Scored
Placements within Legal County	15%	0%	Not Scored	Not Scored
Well-Being Sub-Total			25	22.10
*Performance calculation descriptions can be found in the FY 2019 RBWO PBP Measurements and Standards Guide.				
Monitoring & Outcomes: Possible Points = 100			Points Earned: 86.84	
Score Before Incentives Credit			86.84%	
Incentives Awarded			5.28 pts	
PBP Verification			N/A pts	
Total Score			92.12%	



DHS, DFCS, Office of Provider Management
Performance-Based Placement Measures
RBWO Provider GA+SCORECARD - CPA



Report Quarter: Q1 FY2021

Provider/Program Name: ALR Family Services, Inc. - (5140) - CPA				
# New Foster Homes During Quarter: 1	# Children in Care During Quarter: 8	# Placements During Quarter: 8	# Children in Care On Last Day: 7	
CPA Incentive Credits	Avg Performance All CPAs (%)	Provider Performance (%)*	Possible Points (Weight)	Provider Points Earned
Early EPSDT Medical Visits		Not Eligible	2	
Early EPSDT Dental Visits		100%	2	2.00
Permanency Contacts		0%	5	0.00
Additional Academic Supports		64%	2	1.28
HS Grad/GED/Prof or Trade Certificate/College		N/A	10/5/5/1	
EYSS Agreement		Not Eligible	5	
Community Connections		0%	4	0.00
Foster Hm Retention Rate (threshold = 90)		75%	2	0.00
Foster Hm Recruitment (threshold = 100)		100%	2	2.00
Active Agency Accreditation		0%	4	0.00
Staff Clinical Licensure		0%	5	0.00
Incentives Total	5.25			5.28
Maximum total combined incentive credit allowed is 10 points.			Incentives Awarded	5.28
*Performance calculation descriptions can be found in the FY 2019 RBWO PBP Measurements and Standards Guide.				

Child Protective Services Investigations and Dispositions		
The following investigations data, which is not used for scoring but is considered significant to a provider's performance, is from Georgia SHINES and is not considered final or complete until the end of the fiscal year.		
Total Reports:	0	
Number Screened In:	0	
Number Screened Out:	0	
Number Substantiated:	0	
Number Unsubstantiated:	0	
Number Active CPS Investigations:	0	



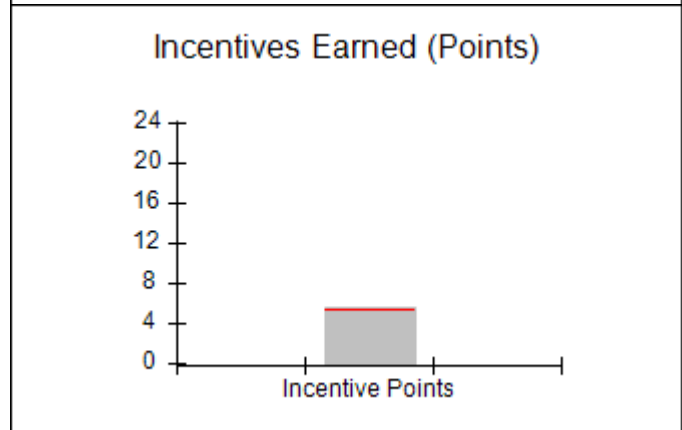
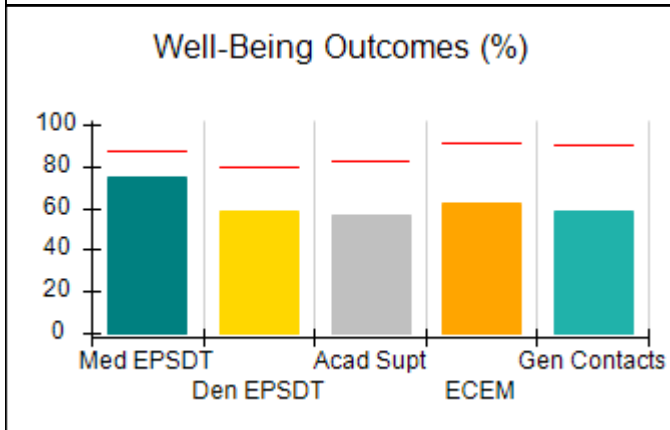
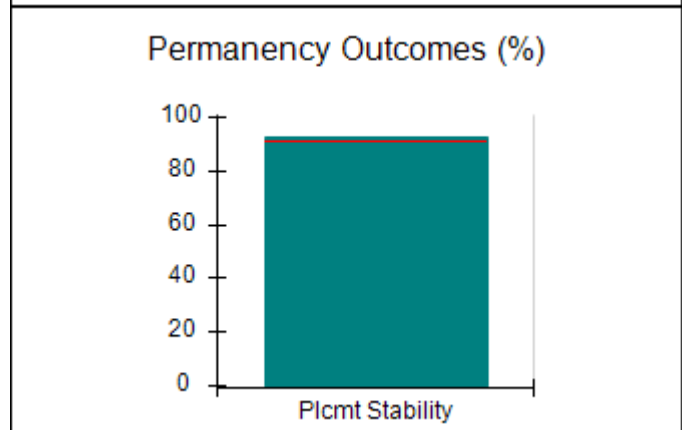
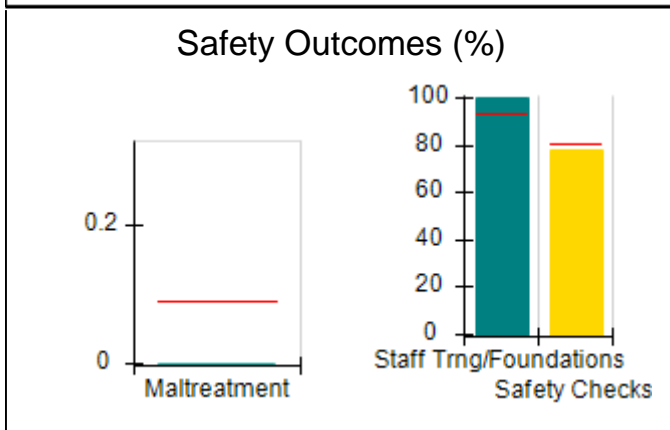
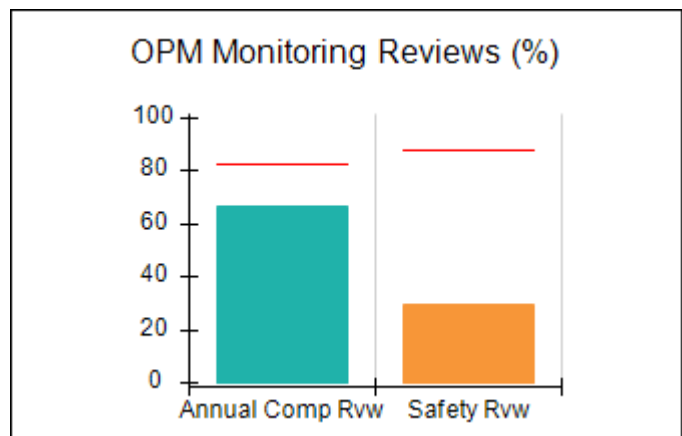
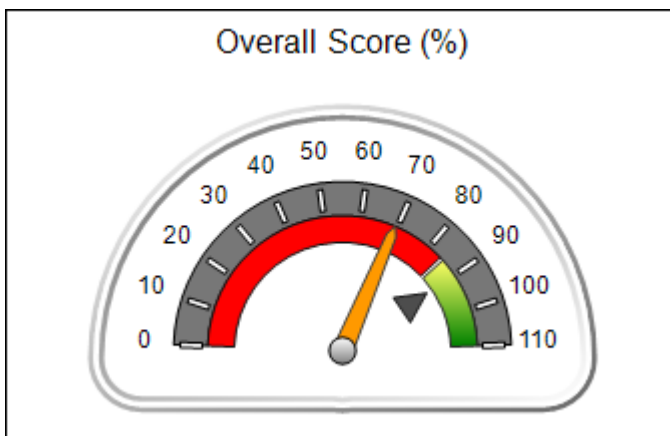
DHS, DFCS, Office of Provider Management
Performance-Based Placement Measures
RBWO Provider GA+SCORECARD - CPA



Report Quarter: Q1 FY2021

Provider/Program Name: Bethany Christian Services - Atlanta (573) - CPA			
6645 Peachtree Dunwoody Road, Atlanta, GA 30328	Quarterly Scores (Grades)		Current Quarter Score (Grade)
Phone: 770-455-7111	Q1: 69.39 (D+)	Q2: (N/A)	69.39% (D+)
Vendor ID# 35249	Q3: (N/A)	Q4: (N/A)	
# New Foster Homes During Quarter: 6	# Children in Care During Quarter: 104	# Placements During Quarter: 110	# Children in Care On Last Day: 87
Quarterly Provider Comparisons to All CPAs			

▼ — indicates average for all CPAs





DHS, DFCS, Office of Provider Management
Performance-Based Placement Measures
RBWO Provider GA+SCORECARD - CPA



Report Quarter: Q1 FY2021

Provider/Program Name: Bethany Christian Services - Atlanta (573) - CPA				
6645 Peachtree Dunwoody Road, Atlanta, GA 30328		Quarterly Scores (Grades)		Current Quarter Score (Grade)
Phone: 770-455-7111		Q1: 69.39 (D+)	Q2: (N/A)	69.39% (D+)
Vendor ID# 35249		Q3: (N/A)	Q4: (N/A)	
# New Foster Homes During Quarter: 6		# Children in Care During Quarter: 104	# Placements During Quarter: 110	# Children in Care On Last Day: 87
	Avg Performance All CPAs (%)	Provider Performance (%)*	Possible Points (Weight)	Provider Points Earned
OPM Monitoring Reviews				
Annual Comprehensive Reviews	83%	67%	25	16.71
Safety Reviews	87%	30%	15	4.50
Monitoring Sub-Total			40	21.21
CPA Safety Outcomes				
Incidence of Maltreatment	0.09%	No Substantiated Reports	10	10.00
Staff Training	93%	100%	5	5.00
Staff Safety Checks	81%	78%	5	3.90
Safety Sub-Total			20	18.90
CPA Permanency Outcomes				
Placement Stability	91%	93%	15	13.95
Permanency Sub-Total			15	13.95
CPA Well-Being Outcomes				
EPSDT Medical Visits	87%	75%	4	3.00
EPSDT Dental Visits	79%	59%	4	2.36
Academic Supports	82%	57%	3	1.71
Provider ECEM Visits	91%	62%	7	4.34
Provider General Contacts	90%	59%	7	4.13
Placements with Siblings	70%	69%	Not Scored	Not Scored
Placements within Legal County	15%	6%	Not Scored	Not Scored
Well-Being Sub-Total			25	15.54
*Performance calculation descriptions can be found in the FY 2019 RBWO PBP Measurements and Standards Guide.				
Monitoring & Outcomes: Possible Points = 100			Points Earned: 69.60	
			Score Before Incentives Credit	69.60%
			Incentives Awarded	5.54 pts
			PBP Verification	-5.75 pts
			Total Score	69.39%



DHS, DFCS, Office of Provider Management
Performance-Based Placement Measures
RBWO Provider GA+SCORECARD - CPA



Report Quarter: Q1 FY2021

Provider/Program Name: Bethany Christian Services - Atlanta (573) - CPA				
# New Foster Homes During Quarter: 6	# Children in Care During Quarter: 104	# Placements During Quarter: 110	# Children in Care On Last Day: 87	
CPA Incentive Credits	Avg Performance All CPAs (%)	Provider Performance (%)*	Possible Points (Weight)	Provider Points Earned
Early EPSDT Medical Visits		12%	2	0.24
Early EPSDT Dental Visits		15%	2	0.30
Permanency Contacts		0%	5	0.00
Additional Academic Supports		0%	2	0.00
HS Grad/GED/Prof or Trade Certificate/College		N/A	10/5/5/1	
EYSS Agreement		Not Eligible	5	
Community Connections		0%	4	0.00
Foster Hm Retention Rate (threshold = 90)		75%	2	0.00
Foster Hm Recruitment (threshold = 100)		225%	2	2.00
Active Agency Accreditation		50%	4	2.00
Staff Clinical Licensure		20%	5	1.00
Incentives Total	5.25			5.54
Maximum total combined incentive credit allowed is 10 points.			Incentives Awarded	5.54
*Performance calculation descriptions can be found in the FY 2019 RBWO PBP Measurements and Standards Guide.				

Child Protective Services Investigations and Dispositions		
The following investigations data, which is not used for scoring but is considered significant to a provider's performance, is from Georgia SHINES and is not considered final or complete until the end of the fiscal year.		
Total Reports:	0	
Number Screened In:	0	
Number Screened Out:	0	
Number Substantiated:	0	
Number Unsubstantiated:	0	
Number Active CPS Investigations:	0	



DHS, DFCS, Office of Provider Management
Performance-Based Placement Measures
RBWO Provider GA+SCORECARD - CPA

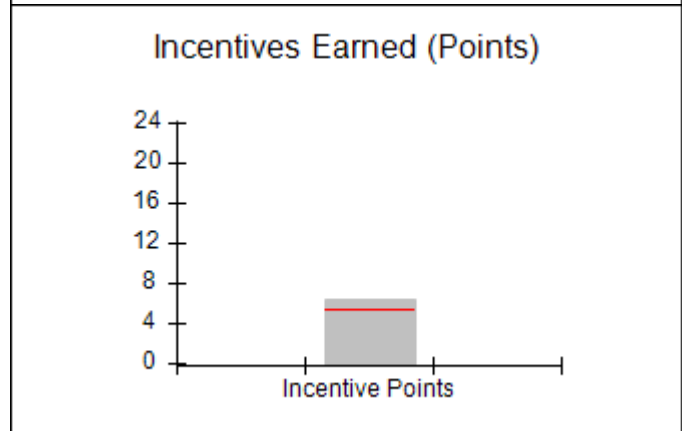
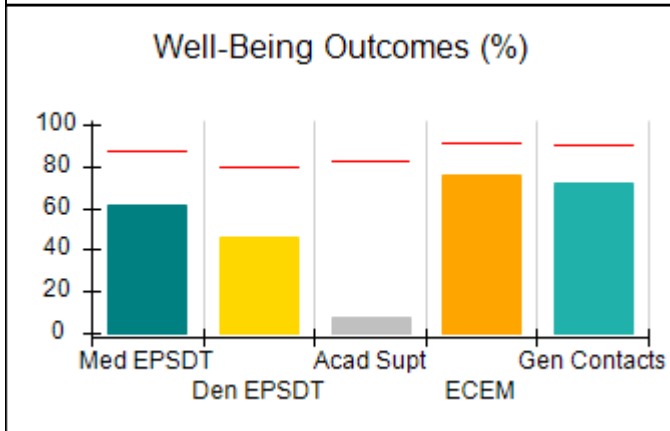
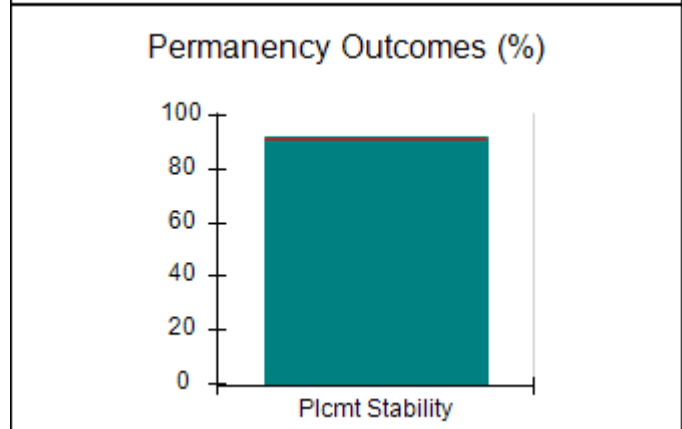
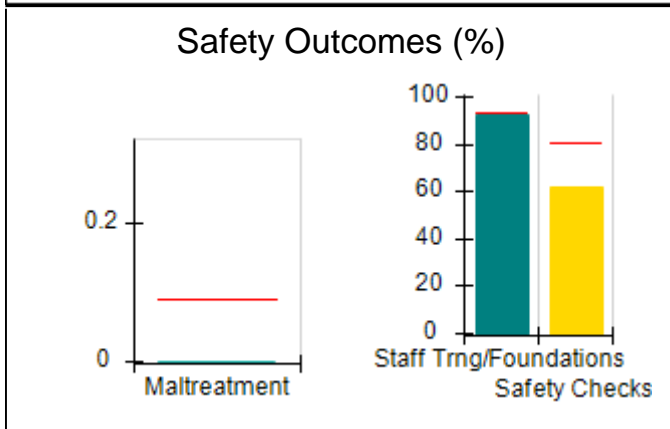
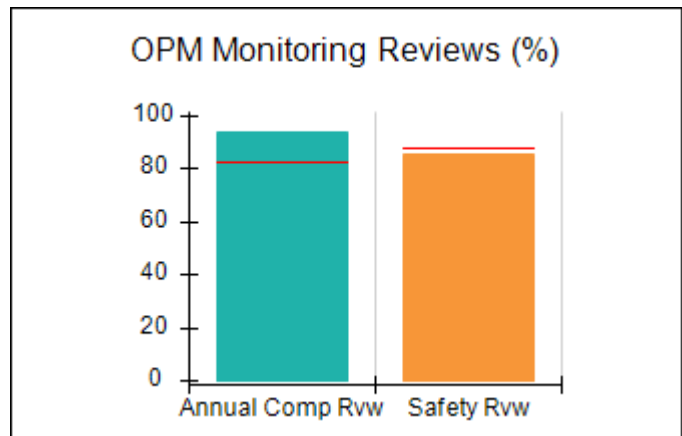
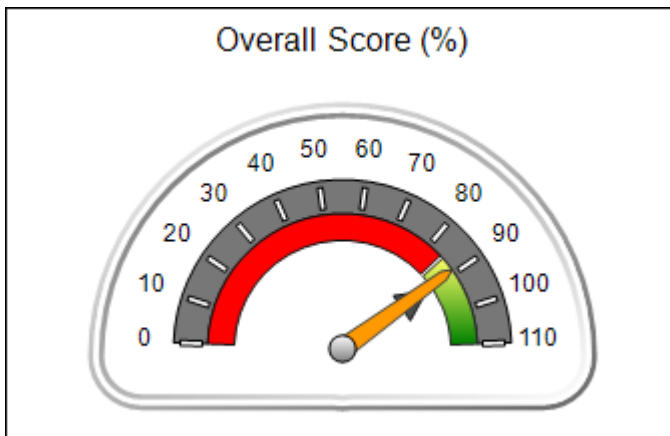


Report Quarter: Q1 FY2021

Provider/Program Name: Bethany Christian Services - Bogart (5215) - CPA			
188 Ben Burton Circle, Bogart, GA 30622	Quarterly Scores (Grades)		Current Quarter Score (Grade)
Phone: 770-274-3412	Q1: 88.90 (B+)	Q2: (N/A)	88.90% (B+)
Vendor ID# 135987	Q3: (N/A)	Q4: (N/A)	
# New Foster Homes During Quarter: 6	# Children in Care During Quarter: 134	# Placements During Quarter: 139	# Children in Care On Last Day: 112

Quarterly Provider Comparisons to All CPAs

▼ — indicates average for all CPAs





DHS, DFCS, Office of Provider Management
Performance-Based Placement Measures
RBWO Provider GA+SCORECARD - CPA



Report Quarter: Q1 FY2021

Provider/Program Name: Bethany Christian Services - Bogart (5215) - CPA				
188 Ben Burton Circle, Bogart, GA 30622	Quarterly Scores (Grades)		Current Quarter Score (Grade)	
Phone: 770-274-3412	Q1: 88.90 (B+)	Q2: (N/A)	88.90%	
Vendor ID# 135987	Q3: (N/A)	Q4: (N/A)	(B+)	
# New Foster Homes During Quarter: 6	# Children in Care During Quarter: 134	# Placements During Quarter: 139	# Children in Care On Last Day: 112	
	Avg Performance All CPAs (%)	Provider Performance (%)*	Possible Points (Weight)	Provider Points Earned
OPM Monitoring Reviews				
Annual Comprehensive Reviews	83%	93%	25	23.37
Safety Reviews	87%	85%	15	12.75
Monitoring Sub-Total			40	36.12
CPA Safety Outcomes				
Incidence of Maltreatment	0.09%	No Substantiated Reports	10	10.00
Staff Training	93%	92%	5	4.60
Staff Safety Checks	81%	62%	5	3.10
Safety Sub-Total			20	17.70
CPA Permanency Outcomes				
Placement Stability	91%	92%	15	13.80
Permanency Sub-Total			15	13.80
CPA Well-Being Outcomes				
EPSDT Medical Visits	87%	61%	4	2.44
EPSDT Dental Visits	79%	46%	4	1.84
Academic Supports	82%	8%	3	0.24
Provider ECEM Visits	91%	76%	7	5.32
Provider General Contacts	90%	72%	7	5.04
Placements with Siblings	70%	92%	Not Scored	Not Scored
Placements within Legal County	15%	11%	Not Scored	Not Scored
Well-Being Sub-Total			25	14.88
*Performance calculation descriptions can be found in the FY 2019 RBWO PBP Measurements and Standards Guide.				
Monitoring & Outcomes: Possible Points = 100			Points Earned: 82.50	
Score Before Incentives Credit			82.50%	
Incentives Awarded			6.40 pts	
PBP Verification			N/A pts	
Total Score			88.90%	



DHS, DFCS, Office of Provider Management
Performance-Based Placement Measures
RBWO Provider GA+SCORECARD - CPA



Report Quarter: Q1 FY2021

Provider/Program Name: Bethany Christian Services - Bogart (5215) - CPA				
# New Foster Homes During Quarter: 6	# Children in Care During Quarter: 134	# Placements During Quarter: 139	# Children in Care On Last Day: 112	
CPA Incentive Credits	Avg Performance All CPAs (%)	Provider Performance (%)*	Possible Points (Weight)	Provider Points Earned
Early EPSDT Medical Visits		14%	2	0.28
Early EPSDT Dental Visits		4%	2	0.08
Permanency Contacts		0%	5	0.00
Additional Academic Supports		2%	2	0.04
HS Grad/GED/Prof or Trade Certificate/College		N/A	10/5/5/1	
EYSS Agreement		Not Eligible	5	
Community Connections		0%	4	0.00
Foster Hm Retention Rate (threshold = 90)		71%	2	0.00
Foster Hm Recruitment (threshold = 100)		150%	2	2.00
Active Agency Accreditation		50%	4	2.00
Staff Clinical Licensure		40%	5	2.00
Incentives Total	5.25			6.40
Maximum total combined incentive credit allowed is 10 points.			Incentives Awarded	6.40
*Performance calculation descriptions can be found in the FY 2019 RBWO PBP Measurements and Standards Guide.				

Child Protective Services Investigations and Dispositions	
The following investigations data, which is not used for scoring but is considered significant to a provider's performance, is from Georgia SHINES and is not considered final or complete until the end of the fiscal year.	
Total Reports:	1
Number Screened In:	1
Number Screened Out:	0
Number Substantiated:	0
Number Unsubstantiated:	2
Number Active CPS Investigations:	-1



DHS, DFCS, Office of Provider Management
Performance-Based Placement Measures
RBWO Provider GA+SCORECARD - CPA

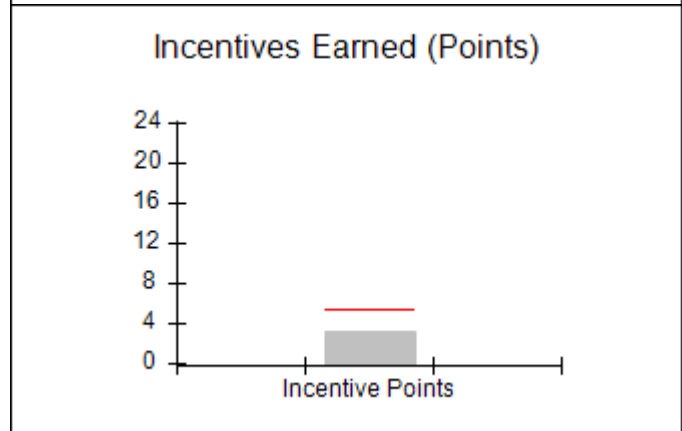
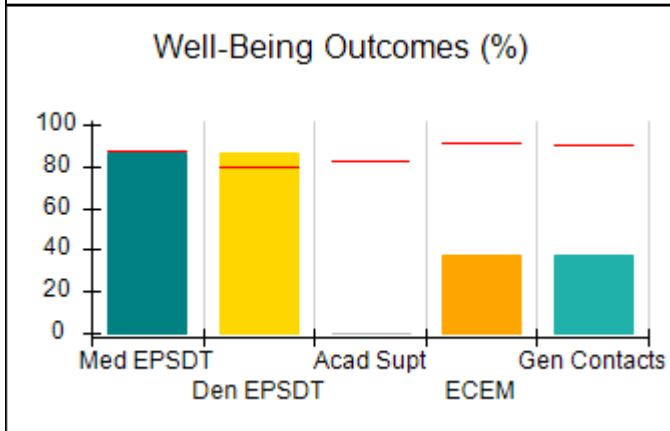
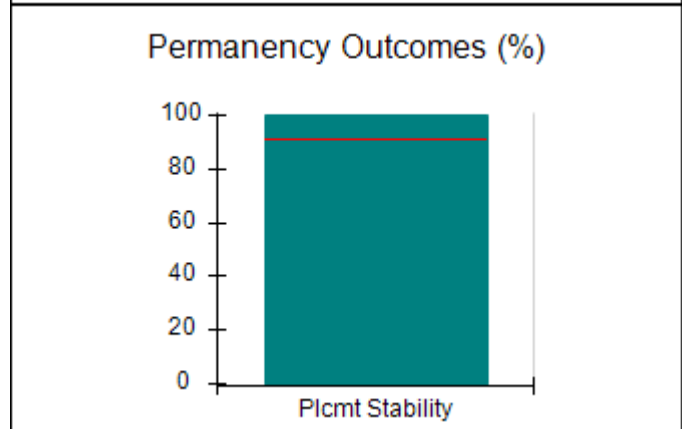
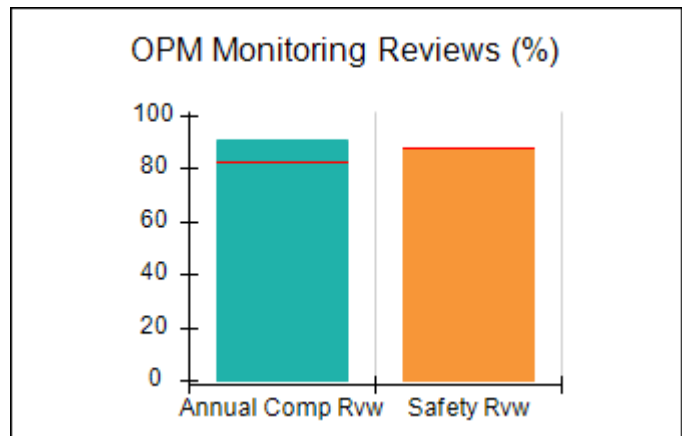
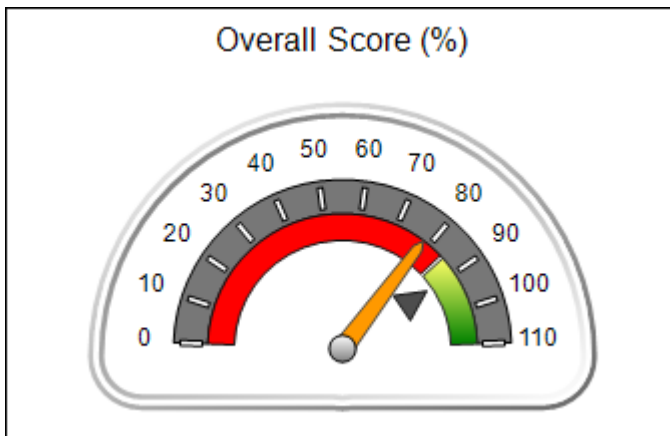


Report Quarter: Q1 FY2021

Provider/Program Name: Bethany Christian Services - Columbus (574) - CPA			
951 Talbotton Rd., Columbus, GA 31904	Quarterly Scores (Grades)		Current Quarter Score (Grade)
Phone: 770-455-7111	Q1: 78.11 (C+)	Q2: (N/A)	78.11% (C+)
Vendor ID# 35248	Q3: (N/A)	Q4: (N/A)	
# New Foster Homes During Quarter: 0	# Children in Care During Quarter: 7	# Placements During Quarter: 7	# Children in Care On Last Day: 7

Quarterly Provider Comparisons to All CPAs

▼ — indicates average for all CPAs





DHS, DFCS, Office of Provider Management
Performance-Based Placement Measures
RBWO Provider GA+SCORECARD - CPA



Report Quarter: Q1 FY2021

Provider/Program Name: Bethany Christian Services - Columbus (574) - CPA				
951 Talbotton Rd., Columbus, GA 31904		Quarterly Scores (Grades)		Current Quarter Score (Grade)
Phone: 770-455-7111		Q1: 78.11 (C+)	Q2: (N/A)	78.11% (C+)
Vendor ID# 35248		Q3: (N/A)	Q4: (N/A)	
# New Foster Homes During Quarter: 0	# Children in Care During Quarter: 7	# Placements During Quarter: 7	# Children in Care On Last Day: 7	
	Avg Performance All CPAs (%)	Provider Performance (%)*	Possible Points (Weight)	Provider Points Earned
OPM Monitoring Reviews				
Annual Comprehensive Reviews	83%	90%	25	22.62
Safety Reviews	87%	88%	15	13.13
Monitoring Sub-Total			40	35.75
CPA Safety Outcomes				
Incidence of Maltreatment	0.09%	No Substantiated Reports	10	10.00
Staff Training	93%	100%	5	5.00
Staff Safety Checks	81%	50%	5	2.50
Safety Sub-Total			20	17.50
CPA Permanency Outcomes				
Placement Stability	91%	100%	15	15.00
Permanency Sub-Total			15	15.00
CPA Well-Being Outcomes				
EPSDT Medical Visits	87%	86%	4	3.44
EPSDT Dental Visits	79%	86%	4	3.44
Academic Supports	82%	0%	3	0.00
Provider ECEM Visits	91%	38%	7	2.66
Provider General Contacts	90%	38%	7	2.66
Placements with Siblings	70%	86%	Not Scored	Not Scored
Placements within Legal County	15%	Not Eligible	Not Scored	Not Scored
Well-Being Sub-Total			25	12.20
*Performance calculation descriptions can be found in the FY 2019 RBWO PBP Measurements and Standards Guide.				
Monitoring & Outcomes: Possible Points = 100			Points Earned: 80.45	
Score Before Incentives Credit				80.45%
Incentives Awarded				3.16 pts
PBP Verification				-5.50 pts
Total Score				78.11%



DHS, DFCS, Office of Provider Management
Performance-Based Placement Measures
RBWO Provider GA+SCORECARD - CPA



Report Quarter: Q1 FY2021

Provider/Program Name: Bethany Christian Services - Columbus (574) - CPA

# New Foster Homes During Quarter: 0		# Children in Care During Quarter: 7	# Placements During Quarter: 7	# Children in Care On Last Day: 7
CPA Incentive Credits	Avg Performance All CPAs (%)	Provider Performance (%)*	Possible Points (Weight)	Provider Points Earned
Early EPSDT Medical Visits		0%	2	0.00
Early EPSDT Dental Visits		33%	2	0.66
Permanency Contacts		None Planned	5	
Additional Academic Supports		0%	2	0.00
HS Grad/GED/Prof or Trade Certificate/College		N/A	10/5/5/1	
EYSS Agreement		Not Eligible	5	
Community Connections		0%	4	0.00
Foster Hm Retention Rate (threshold = 90)		0%	2	0.00
Foster Hm Recruitment (threshold = 100)		0%	2	0.00
Active Agency Accreditation		50%	4	2.00
Staff Clinical Licensure		10%	5	0.50
Incentives Total	5.25			3.16
Maximum total combined incentive credit allowed is 10 points.			Incentives Awarded	3.16

*Performance calculation descriptions can be found in the FY 2019 RBWO PBP Measurements and Standards Guide.

Child Protective Services Investigations and Dispositions

The following investigations data, which is not used for scoring but is considered significant to a provider's performance, is from Georgia SHINES and is not considered final or complete until the end of the fiscal year.

Total Reports:	0
Number Screened In:	0
Number Screened Out:	0
Number Substantiated:	0
Number Unsubstantiated:	0
Number Active CPS Investigations:	0



DHS, DFCS, Office of Provider Management
Performance-Based Placement Measures
RBWO Provider GA+SCORECARD - CPA

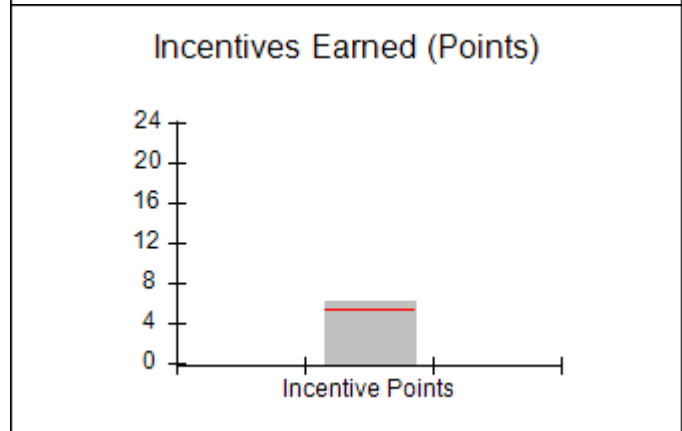
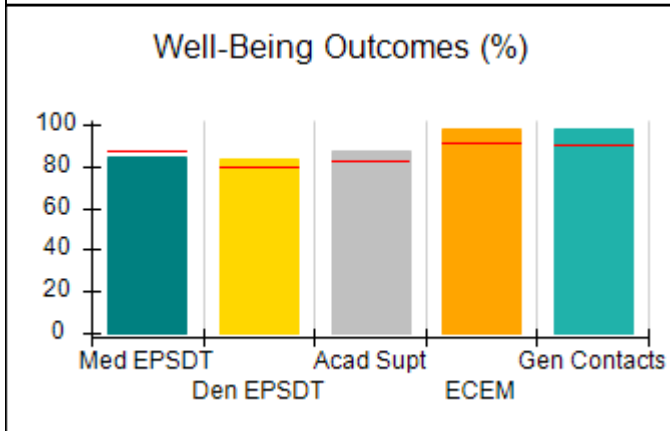
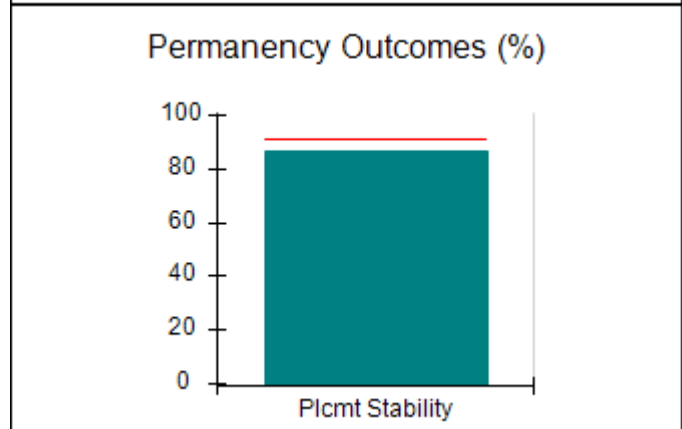
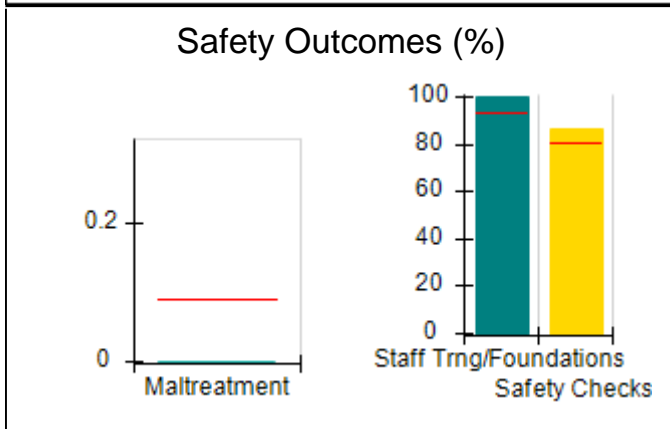
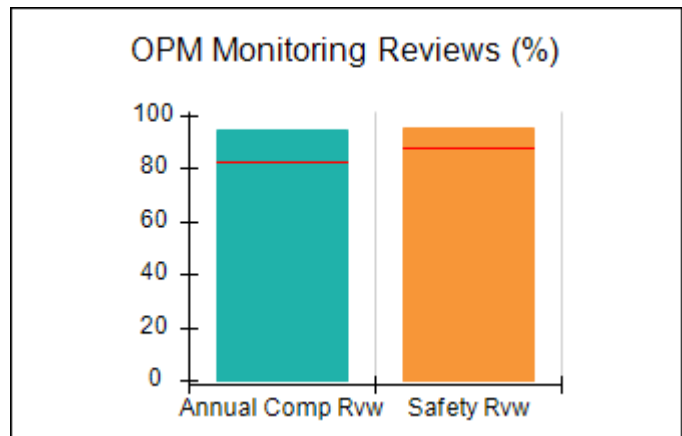
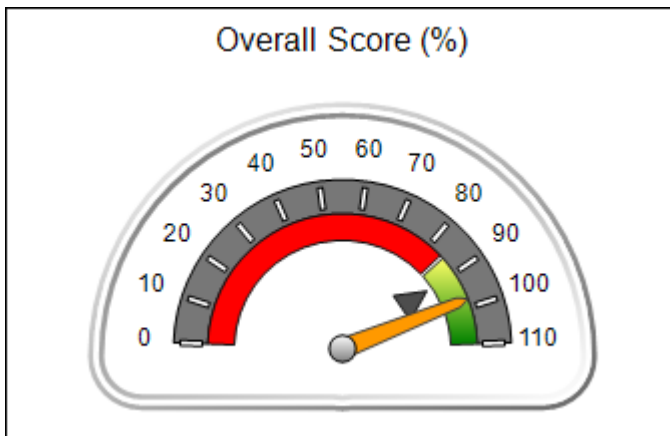


Report Quarter: Q1 FY2021

Provider/Program Name: Bloom Our Youth - (5208) - CPA			
150 Marquis Dr, Fayetteville, GA 30214	Quarterly Scores (Grades)		Current Quarter Score (Grade)
Phone: 770-461-7020	Q1: 97.73 (A+)	Q2: (N/A)	97.73% (A+)
Vendor ID# 133541	Q3: (N/A)	Q4: (N/A)	
# New Foster Homes During Quarter: 3	# Children in Care During Quarter: 77	# Placements During Quarter: 81	# Children in Care On Last Day: 67

Quarterly Provider Comparisons to All CPAs

▼ — indicates average for all CPAs





DHS, DFCS, Office of Provider Management
Performance-Based Placement Measures
RBWO Provider GA+SCORECARD - CPA



Report Quarter: Q1 FY2021

Provider/Program Name: Bloom Our Youth - (5208) - CPA				
150 Marquis Dr, Fayetteville, GA 30214		Quarterly Scores (Grades)		Current Quarter Score (Grade)
Phone: 770-461-7020		Q1: 97.73 (A+)	Q2: (N/A)	97.73% (A+)
Vendor ID# 133541		Q3: (N/A)	Q4: (N/A)	
# New Foster Homes During Quarter: 3	# Children in Care During Quarter: 77	# Placements During Quarter: 81	# Children in Care On Last Day: 67	
	Avg Performance All CPAs (%)	Provider Performance (%)*	Possible Points (Weight)	Provider Points Earned
OPM Monitoring Reviews				
Annual Comprehensive Reviews	83%	94%	25	23.56
Safety Reviews	87%	95%	15	14.25
Monitoring Sub-Total			40	37.81
CPA Safety Outcomes				
Incidence of Maltreatment	0.09%	No Substantiated Reports	10	10.00
Staff Training	93%	100%	5	5.00
Staff Safety Checks	81%	86%	5	4.30
Safety Sub-Total			20	19.30
CPA Permanency Outcomes				
Placement Stability	91%	87%	15	13.05
Permanency Sub-Total			15	13.05
CPA Well-Being Outcomes				
EPSDT Medical Visits	87%	84%	4	3.36
EPSDT Dental Visits	79%	83%	4	3.32
Academic Supports	82%	87%	3	2.61
Provider ECEM Visits	91%	98%	7	6.86
Provider General Contacts	90%	98%	7	6.86
Placements with Siblings	70%	86%	Not Scored	Not Scored
Placements within Legal County	15%	11%	Not Scored	Not Scored
Well-Being Sub-Total			25	23.01
*Performance calculation descriptions can be found in the FY 2019 RBWO PBP Measurements and Standards Guide.				
Monitoring & Outcomes: Possible Points = 100			Points Earned: 93.17	
Score Before Incentives Credit				93.17%
Incentives Awarded				6.18 pts
PBP Verification				-1.62 pts
Total Score				97.73%



DHS, DFCS, Office of Provider Management
Performance-Based Placement Measures
RBWO Provider GA+SCORECARD - CPA



Report Quarter: Q1 FY2021

Provider/Program Name: Bloom Our Youth - (5208) - CPA

# New Foster Homes During Quarter: 3		# Children in Care During Quarter: 77	# Placements During Quarter: 81	# Children in Care On Last Day: 67
CPA Incentive Credits	Avg Performance All CPAs (%)	Provider Performance (%)*	Possible Points (Weight)	Provider Points Earned
Early EPSDT Medical Visits		67%	2	1.34
Early EPSDT Dental Visits		59%	2	1.18
Permanency Contacts		0%	5	0.00
Additional Academic Supports		83%	2	1.66
HS Grad/GED/Prof or Trade Certificate/College		N/A	10/5/5/1	
EYSS Agreement		Not Eligible	5	
Community Connections		0%	4	0.00
Foster Hm Retention Rate (threshold = 90)		85%	2	0.00
Foster Hm Recruitment (threshold = 100)		100%	2	2.00
Active Agency Accreditation		0%	4	0.00
Staff Clinical Licensure		0%	5	0.00
Incentives Total	5.25			6.18
Maximum total combined incentive credit allowed is 10 points.			Incentives Awarded	6.18

*Performance calculation descriptions can be found in the FY 2019 RBWO PBP Measurements and Standards Guide.

Child Protective Services Investigations and Dispositions	
The following investigations data, which is not used for scoring but is considered significant to a provider's performance, is from Georgia SHINES and is not considered final or complete until the end of the fiscal year.	
Total Reports:	4
Number Screened In:	0
Number Screened Out:	4
Number Substantiated:	0
Number Unsubstantiated:	0
Number Active CPS Investigations:	0



DHS, DFCS, Office of Provider Management
Performance-Based Placement Measures
RBWO Provider GA+SCORECARD - CPA

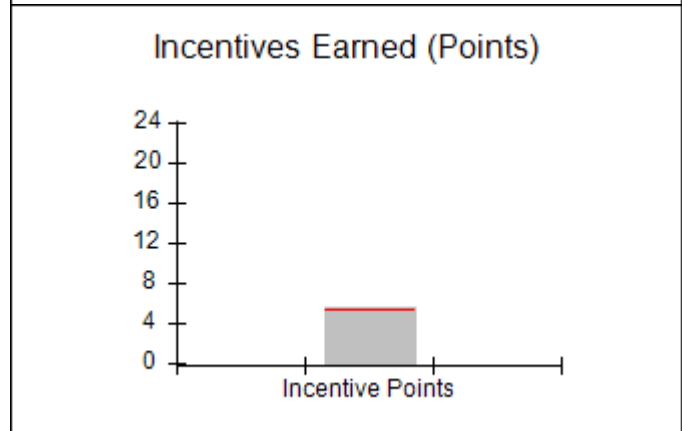
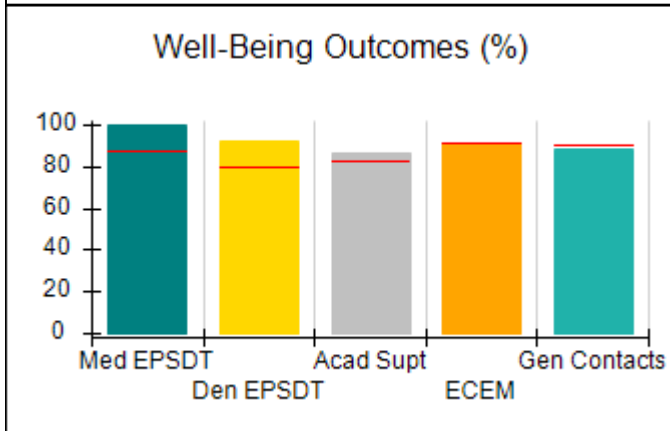
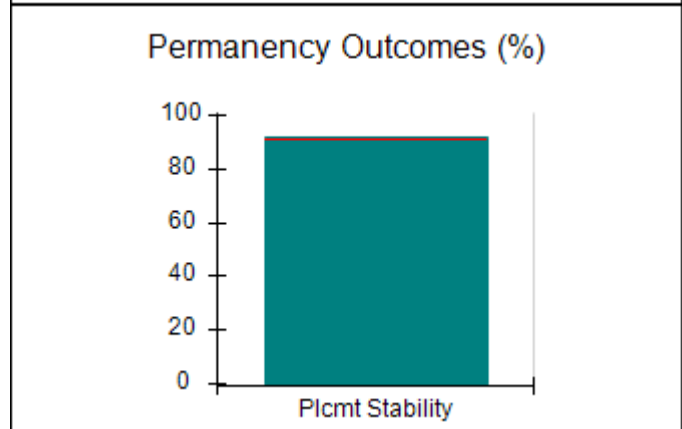
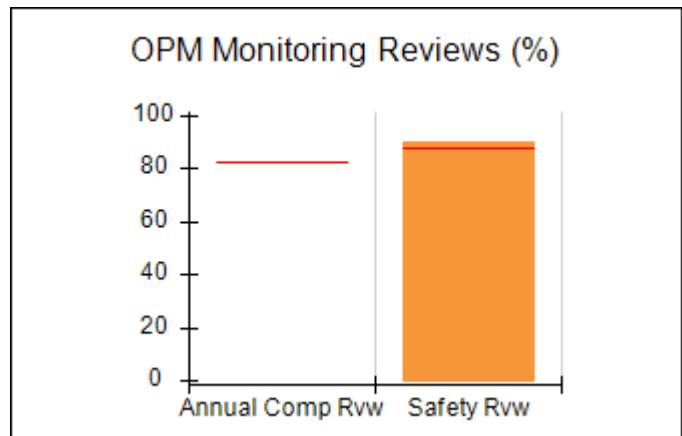
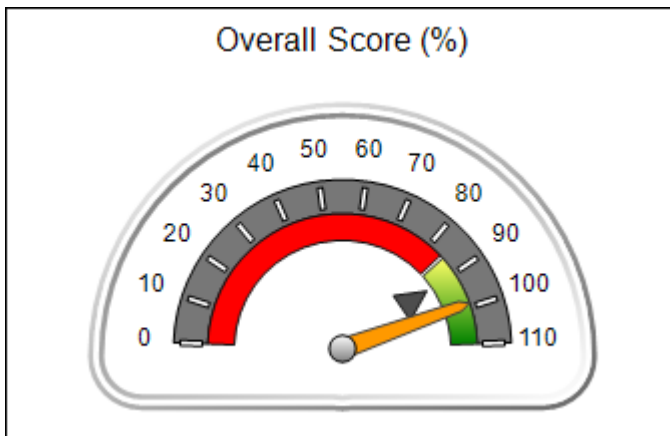


Report Quarter: Q1 FY2021

Provider/Program Name: Camp Rock of GA, Inc. - (5392) - CPA			
4888 Rocky Ford Road, Valdosta, GA 31603	Quarterly Scores (Grades)		Current Quarter Score (Grade)
Phone: 229-244-1920	Q1: 98.91 (A+)	Q2: (N/A)	98.91% (A+)
Vendor ID# 161801	Q3: (N/A)	Q4: (N/A)	
# New Foster Homes During Quarter: 1	# Children in Care During Quarter: 26	# Placements During Quarter: 26	# Children in Care On Last Day: 15

Quarterly Provider Comparisons to All CPAs

▼ — indicates average for all CPAs





DHS, DFCS, Office of Provider Management
Performance-Based Placement Measures
RBWO Provider GA+SCORECARD - CPA



Report Quarter: Q1 FY2021

Provider/Program Name: Camp Rock of GA, Inc. - (5392) - CPA				
4888 Rocky Ford Road, Valdosta, GA 31603		Quarterly Scores (Grades)		Current Quarter Score (Grade)
Phone: 229-244-1920		Q1: 98.91 (A+)	Q2: (N/A)	98.91% (A+)
Vendor ID# 161801		Q3: (N/A)	Q4: (N/A)	
# New Foster Homes During Quarter: 1		# Children in Care During Quarter: 26	# Placements During Quarter: 26	# Children in Care On Last Day: 15
	Avg Performance All CPAs (%)	Provider Performance (%)*	Possible Points (Weight)	Provider Points Earned
OPM Monitoring Reviews				
Annual Comprehensive Reviews	83%	Not Yet Conducted		
Safety Reviews	87%	90%	15	13.50
Monitoring Sub-Total			15	13.50
CPA Safety Outcomes				
Incidence of Maltreatment	0.09%	No Substantiated Reports	10	10.00
Staff Training	93%	100%	5	5.00
Staff Safety Checks	81%	100%	5	5.00
Safety Sub-Total			20	20.00
CPA Permanency Outcomes				
Placement Stability	91%	92%	15	13.80
Permanency Sub-Total			15	13.80
CPA Well-Being Outcomes				
EPSDT Medical Visits	87%	100%	4	4.00
EPSDT Dental Visits	79%	92%	4	3.68
Academic Supports	82%	86%	3	2.58
Provider ECEM Visits	91%	91%	7	6.37
Provider General Contacts	90%	88%	7	6.16
Placements with Siblings	70%	67%	Not Scored	Not Scored
Placements within Legal County	15%	0%	Not Scored	Not Scored
Well-Being Sub-Total			25	22.79
*Performance calculation descriptions can be found in the FY 2019 RBWO PBP Measurements and Standards Guide.				
Monitoring & Outcomes: Possible Points = 75			Points Earned: 70.09	
Score Before Incentives Credit				93.45%
Incentives Awarded				5.46 pts
PBP Verification				N/A pts
Total Score				98.91%



DHS, DFCS, Office of Provider Management
Performance-Based Placement Measures
RBWO Provider GA+SCORECARD - CPA



Report Quarter: Q1 FY2021

Provider/Program Name: Camp Rock of GA, Inc. - (5392) - CPA				
# New Foster Homes During Quarter: 1		# Children in Care During Quarter: 26	# Placements During Quarter: 26	# Children in Care On Last Day: 15
CPA Incentive Credits	Avg Performance All CPAs (%)	Provider Performance (%)*	Possible Points (Weight)	Provider Points Earned
Early EPSDT Medical Visits		100%	2	2.00
Early EPSDT Dental Visits		75%	2	1.50
Permanency Contacts		0%	5	0.00
Additional Academic Supports		73%	2	1.46
HS Grad/GED/Prof or Trade Certificate/College		N/A	10/5/5/1	
EYSS Agreement		Not Eligible	5	
Community Connections		0%	4	0.00
Foster Hm Retention Rate (threshold = 90)		82%	2	0.00
Foster Hm Recruitment (threshold = 100)		50%	2	0.00
Active Agency Accreditation		0%	4	0.00
Staff Clinical Licensure		10%	5	0.50
Incentives Total	5.25			5.46
Maximum total combined incentive credit allowed is 10 points.			Incentives Awarded	5.46
*Performance calculation descriptions can be found in the FY 2019 RBWO PBP Measurements and Standards Guide.				

Child Protective Services Investigations and Dispositions		
The following investigations data, which is not used for scoring but is considered significant to a provider's performance, is from Georgia SHINES and is not considered final or complete until the end of the fiscal year.		
Total Reports:	1	
Number Screened In:	1	
Number Screened Out:	0	
Number Substantiated:	0	
Number Unsubstantiated:	1	
Number Active CPS Investigations:	0	



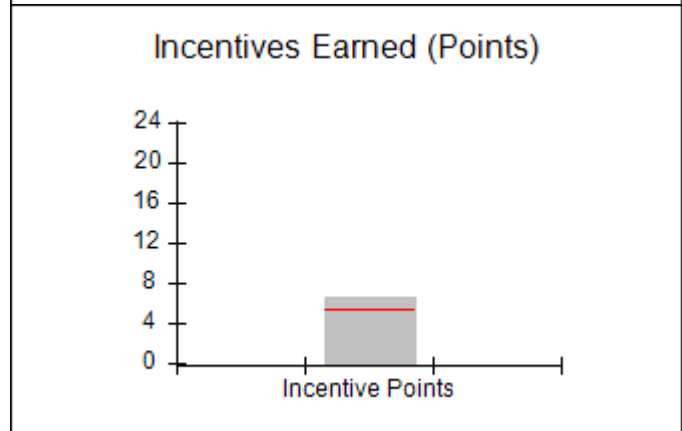
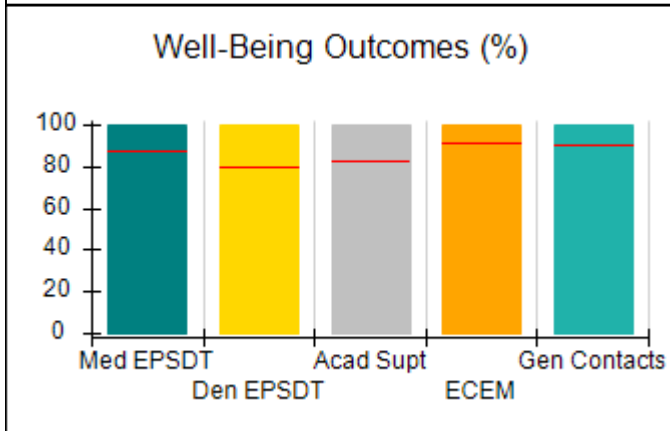
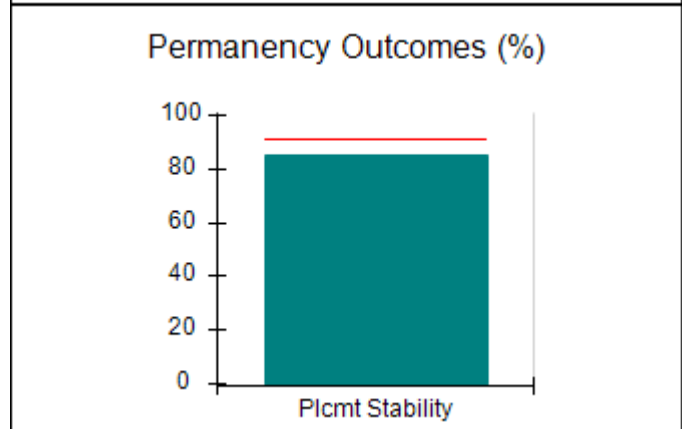
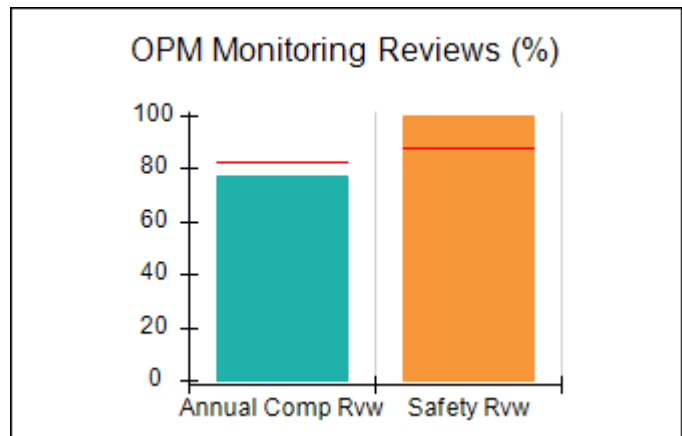
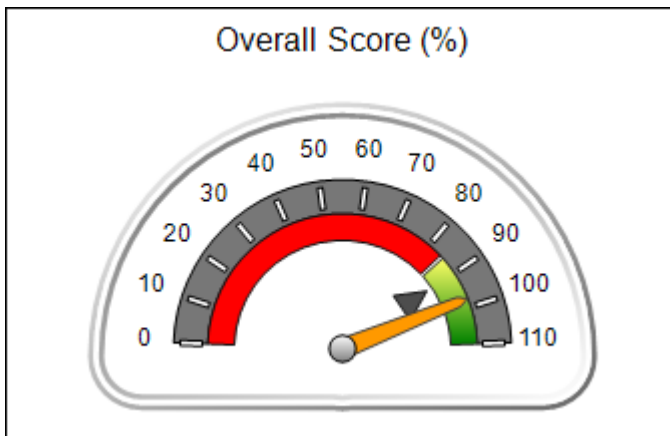
Performance-Based Placement Measures RBWO Provider GA+SCORECARD - CPA

Report Quarter: Q1 FY2021

Provider/Program Name: Care4All Children Services, Inc. - College Park (5206) - CPA			
1651 Phoenix Blvd, College Park, GA 30349	Quarterly Scores (Grades)		Current Quarter Score (Grade)
Phone: 678-719-9677	Q1: 97.61 (A+)	Q2: (N/A)	97.61% (A+)
Vendor ID# 133468	Q3: (N/A)	Q4: (N/A)	
# New Foster Homes During Quarter: 0	# Children in Care During Quarter: 20	# Placements During Quarter: 20	# Children in Care On Last Day: 14

Quarterly Provider Comparisons to All CPAs

▼ — indicates average for all CPAs





**Performance-Based Placement Measures
RBWO Provider GA+SCORECARD - CPA**

Report Quarter: Q1 FY2021

Provider/Program Name: Care4All Children Services, Inc. - College Park (5206) - CPA				
1651 Phoenix Blvd, College Park, GA 30349		Quarterly Scores (Grades)		Current Quarter Score (Grade)
Phone: 678-719-9677		Q1: 97.61 (A+)	Q2: (N/A)	97.61% (A+)
Vendor ID# 133468		Q3: (N/A)	Q4: (N/A)	
# New Foster Homes During Quarter: 0	# Children in Care During Quarter: 20	# Placements During Quarter: 20	# Children in Care On Last Day: 14	
	Avg Performance All CPAs (%)	Provider Performance (%)*	Possible Points (Weight)	Provider Points Earned
OPM Monitoring Reviews				
Annual Comprehensive Reviews	83%	77%	25	19.36
Safety Reviews	87%	100%	15	15.00
Monitoring Sub-Total			40	34.36
CPA Safety Outcomes				
Incidence of Maltreatment	0.09%	No Substantiated Reports	10	10.00
Staff Training	93%	80%	5	4.00
Staff Safety Checks	81%	100%	5	5.00
Safety Sub-Total			20	19.00
CPA Permanency Outcomes				
Placement Stability	91%	85%	15	12.75
Permanency Sub-Total			15	12.75
CPA Well-Being Outcomes				
EPSDT Medical Visits	87%	100%	4	4.00
EPSDT Dental Visits	79%	100%	4	4.00
Academic Supports	82%	100%	3	3.00
Provider ECEM Visits	91%	100%	7	7.00
Provider General Contacts	90%	100%	7	7.00
Placements with Siblings	70%	28%	Not Scored	Not Scored
Placements within Legal County	15%	0%	Not Scored	Not Scored
Well-Being Sub-Total			25	25.00
*Performance calculation descriptions can be found in the FY 2019 RBWO PBP Measurements and Standards Guide.				
Monitoring & Outcomes: Possible Points = 100			Points Earned: 91.11	
Score Before Incentives Credit			91.11%	
Incentives Awarded			6.50 pts	
PBP Verification			0.00 pts	
Total Score			97.61%	



DHS, DFCS, Office of Provider Management
Performance-Based Placement Measures
RBWO Provider GA+SCORECARD - CPA



Report Quarter: Q1 FY2021

Provider/Program Name: Care4All Children Services, Inc. - College Park (5206) - CPA				
# New Foster Homes During Quarter: 0		# Children in Care During Quarter: 20	# Placements During Quarter: 20	# Children in Care On Last Day: 14
CPA Incentive Credits	Avg Performance All CPAs (%)	Provider Performance (%)*	Possible Points (Weight)	Provider Points Earned
Early EPSDT Medical Visits		100%	2	2.00
Early EPSDT Dental Visits		100%	2	2.00
Permanency Contacts		None Planned	5	
Additional Academic Supports		100%	2	2.00
HS Grad/GED/Prof or Trade Certificate/College		N/A	10/5/5/1	
EYSS Agreement		Not Eligible	5	
Community Connections		0%	4	0.00
Foster Hm Retention Rate (threshold = 90)		78%	2	0.00
Foster Hm Recruitment (threshold = 100)		0%	2	0.00
Active Agency Accreditation		0%	4	0.00
Staff Clinical Licensure		10%	5	0.50
Incentives Total	5.25			6.50
Maximum total combined incentive credit allowed is 10 points.			Incentives Awarded	6.50
*Performance calculation descriptions can be found in the FY 2019 RBWO PBP Measurements and Standards Guide.				

Child Protective Services Investigations and Dispositions		
The following investigations data, which is not used for scoring but is considered significant to a provider's performance, is from Georgia SHINES and is not considered final or complete until the end of the fiscal year.		
Total Reports:	0	
Number Screened In:	0	
Number Screened Out:	0	
Number Substantiated:	0	
Number Unsubstantiated:	0	
Number Active CPS Investigations:	0	



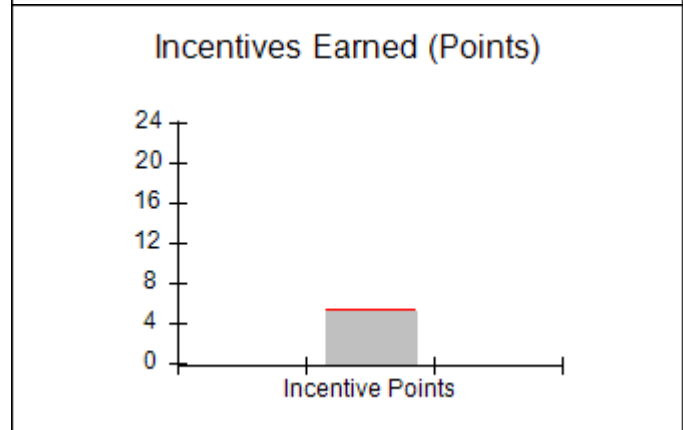
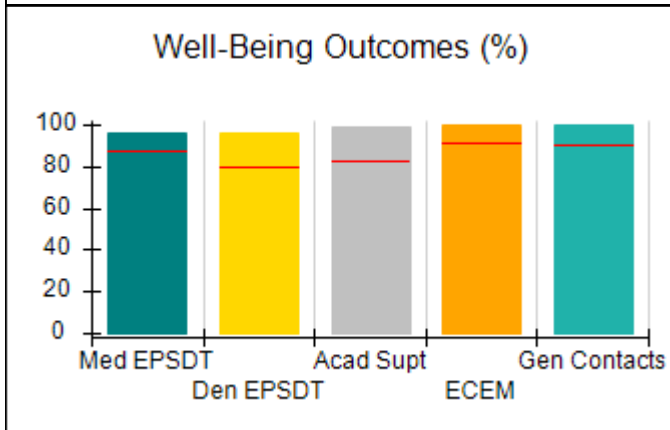
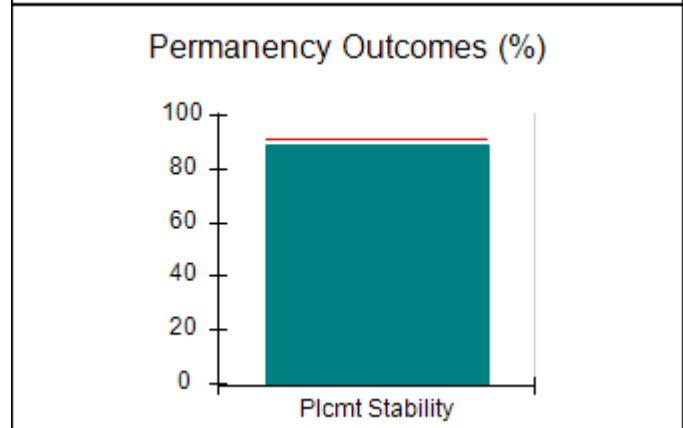
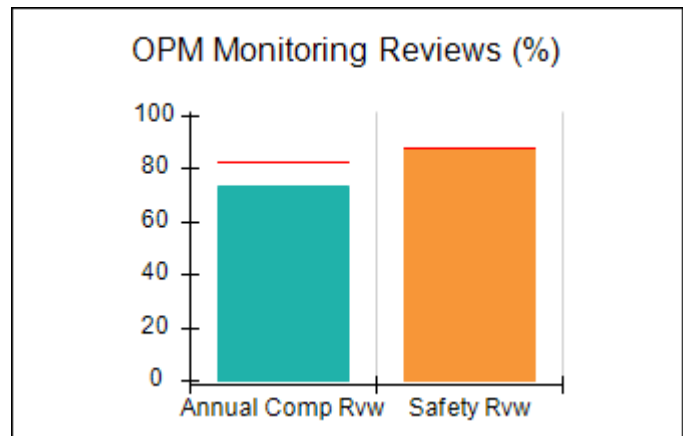
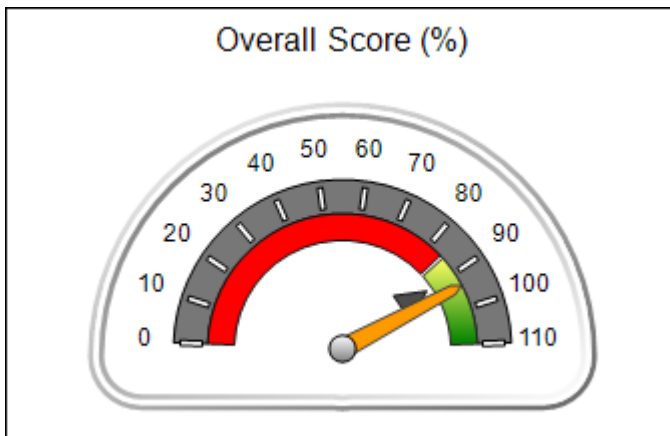
DHS, DFCS, Office of Provider Management
Performance-Based Placement Measures
RBWO Provider GA+SCORECARD - CPA



Report Quarter: Q1 FY2021

Provider/Program Name: Care4All Children Services, Inc. - Lawrenceville (5147) - CPA			
1174 McKendree Church Rd , Lawrenceville, GA 30043	Quarterly Scores (Grades)		Current Quarter Score (Grade)
Phone: 678-719-9677	Q1: 93.80 (A-)	Q2: (N/A)	93.80% (A-)
Vendor ID# 115381	Q3: (N/A)	Q4: (N/A)	
# New Foster Homes During Quarter: 0	# Children in Care During Quarter: 56	# Placements During Quarter: 59	# Children in Care On Last Day: 48
Quarterly Provider Comparisons to All CPAs			

▼ — indicates average for all CPAs





DHS, DFCS, Office of Provider Management
Performance-Based Placement Measures
RBWO Provider GA+SCORECARD - CPA



Report Quarter: Q1 FY2021

Provider/Program Name: Care4All Children Services, Inc. - Lawrenceville (5147) - CPA				
1174 McKendree Church Rd , Lawrenceville, GA 30043		Quarterly Scores (Grades)		Current Quarter Score (Grade)
Phone: 678-719-9677		Q1: 93.80 (A-)	Q2: (N/A)	93.80% (A-)
Vendor ID# 115381		Q3: (N/A)	Q4: (N/A)	
# New Foster Homes During Quarter: 0	# Children in Care During Quarter: 56	# Placements During Quarter: 59	# Children in Care On Last Day: 48	
	Avg Performance All CPAs (%)	Provider Performance (%)*	Possible Points (Weight)	Provider Points Earned
OPM Monitoring Reviews				
Annual Comprehensive Reviews	83%	73%	25	18.29
Safety Reviews	87%	88%	15	13.13
Monitoring Sub-Total			40	31.42
CPA Safety Outcomes				
Incidence of Maltreatment	0.09%	No Substantiated Reports	10	10.00
Staff Training	93%	100%	5	5.00
Staff Safety Checks	81%	86%	5	4.30
Safety Sub-Total			20	19.30
CPA Permanency Outcomes				
Placement Stability	91%	89%	15	13.35
Permanency Sub-Total			15	13.35
CPA Well-Being Outcomes				
EPSDT Medical Visits	87%	96%	4	3.84
EPSDT Dental Visits	79%	96%	4	3.84
Academic Supports	82%	99%	3	2.97
Provider ECEM Visits	91%	100%	7	7.00
Provider General Contacts	90%	100%	7	7.00
Placements with Siblings	70%	75%	Not Scored	Not Scored
Placements within Legal County	15%	0%	Not Scored	Not Scored
Well-Being Sub-Total			25	24.65
*Performance calculation descriptions can be found in the FY 2019 RBWO PBP Measurements and Standards Guide.				
Monitoring & Outcomes: Possible Points = 100			Points Earned: 88.72	
			Score Before Incentives Credit	88.72%
			Incentives Awarded	5.08 pts
			PBP Verification	N/A pts
			Total Score	93.80%



DHS, DFCS, Office of Provider Management
Performance-Based Placement Measures
RBWO Provider GA+SCORECARD - CPA



Report Quarter: Q1 FY2021

Provider/Program Name: Care4All Children Services, Inc. - Lawrenceville (5147) - CPA				
# New Foster Homes During Quarter: 0		# Children in Care During Quarter: 56	# Placements During Quarter: 59	# Children in Care On Last Day: 48
CPA Incentive Credits	Avg Performance All CPAs (%)	Provider Performance (%)*	Possible Points (Weight)	Provider Points Earned
Early EPSDT Medical Visits		80%	2	1.60
Early EPSDT Dental Visits		44%	2	0.88
Permanency Contacts		None Planned	5	
Additional Academic Supports		99%	2	1.98
HS Grad/GED/Prof or Trade Certificate/College		N/A	10/5/5/1	
EYSS Agreement		Not Eligible	5	
Community Connections		3%	4	0.12
Foster Hm Retention Rate (threshold = 90)		69%	2	0.00
Foster Hm Recruitment (threshold = 100)		0%	2	0.00
Active Agency Accreditation		0%	4	0.00
Staff Clinical Licensure		10%	5	0.50
Incentives Total	5.25			5.08
Maximum total combined incentive credit allowed is 10 points.			Incentives Awarded	5.08
*Performance calculation descriptions can be found in the FY 2019 RBWO PBP Measurements and Standards Guide.				

Child Protective Services Investigations and Dispositions		
The following investigations data, which is not used for scoring but is considered significant to a provider's performance, is from Georgia SHINES and is not considered final or complete until the end of the fiscal year.		
Total Reports:	0	
Number Screened In:	0	
Number Screened Out:	0	
Number Substantiated:	0	
Number Unsubstantiated:	0	
Number Active CPS Investigations:	0	



DHS, DFCS, Office of Provider Management
Performance-Based Placement Measures
RBWO Provider GA+SCORECARD - CPA

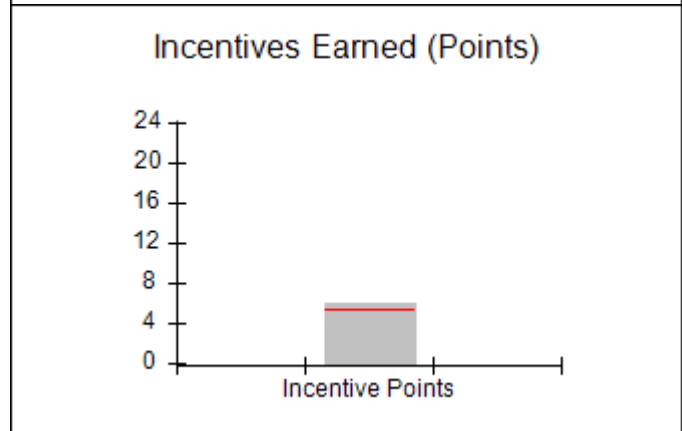
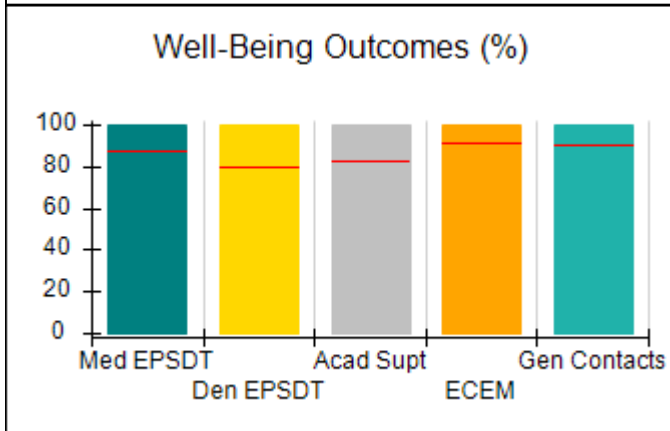
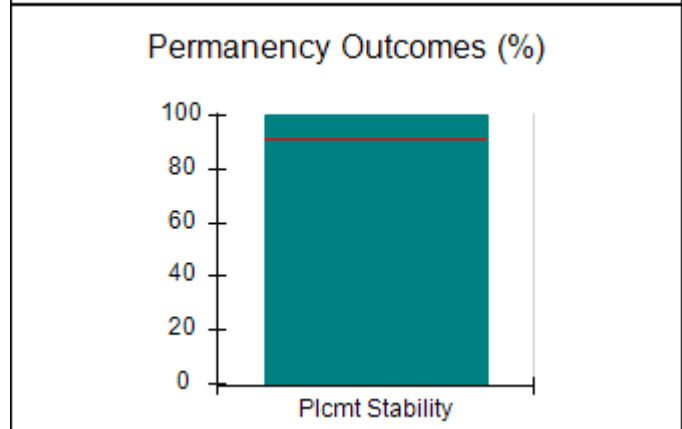
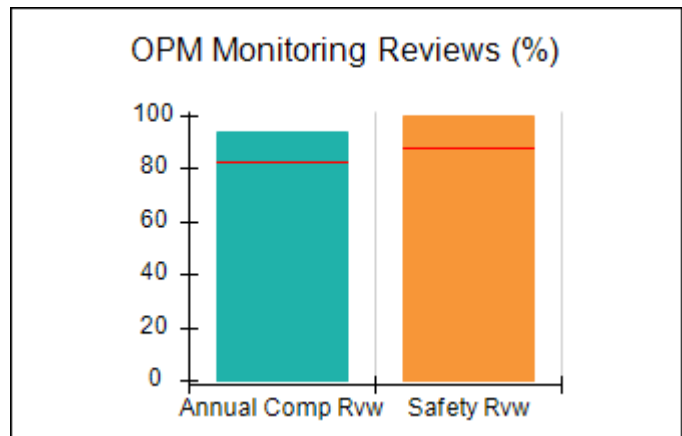
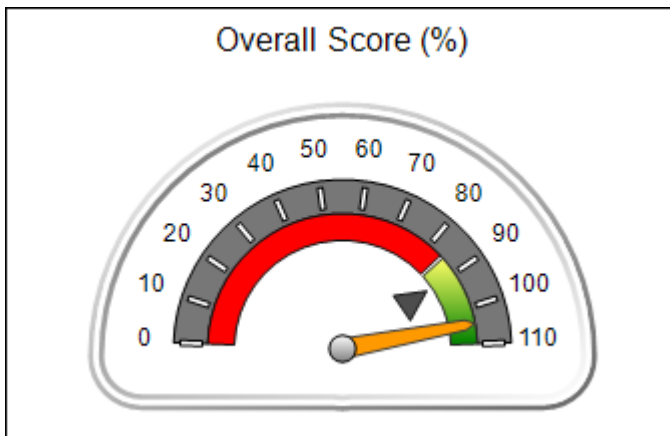


Report Quarter: Q1 FY2021

Provider/Program Name: Centerstone of Tennessee - (5203) - CPA			
206 West Hawthorne Street, Dalton, GA 30720	Quarterly Scores (Grades)		Current Quarter Score (Grade)
Phone: 706-618-7784	Q1: 104.50 (A+)	Q2: (N/A)	104.50% (A+)
Vendor ID# 132186	Q3: (N/A)	Q4: (N/A)	
# New Foster Homes During Quarter: 1	# Children in Care During Quarter: 7	# Placements During Quarter: 7	# Children in Care On Last Day: 7

Quarterly Provider Comparisons to All CPAs

▼ — indicates average for all CPAs





DHS, DFCS, Office of Provider Management
Performance-Based Placement Measures
RBWO Provider GA+SCORECARD - CPA



Report Quarter: Q1 FY2021

Provider/Program Name: Centerstone of Tennessee - (5203) - CPA				
206 West Hawthorne Street, Dalton, GA 30720		Quarterly Scores (Grades)		Current Quarter Score (Grade)
Phone: 706-618-7784		Q1: 104.50 (A+)	Q2: (N/A)	104.50% (A+)
Vendor ID# 132186		Q3: (N/A)	Q4: (N/A)	
# New Foster Homes During Quarter: 1		# Children in Care During Quarter: 7	# Placements During Quarter: 7	# Children in Care On Last Day: 7
	Avg Performance All CPAs (%)	Provider Performance (%)*	Possible Points (Weight)	Provider Points Earned
OPM Monitoring Reviews				
Annual Comprehensive Reviews	83%	94%	25	23.50
Safety Reviews	87%	100%	15	15.00
Monitoring Sub-Total			40	38.50
CPA Safety Outcomes				
Incidence of Maltreatment	0.09%	No Substantiated Reports	10	10.00
Staff Training	93%	100%	5	5.00
Staff Safety Checks	81%	100%	5	5.00
Safety Sub-Total			20	20.00
CPA Permanency Outcomes				
Placement Stability	91%	100%	15	15.00
Permanency Sub-Total			15	15.00
CPA Well-Being Outcomes				
EPSDT Medical Visits	87%	100%	4	4.00
EPSDT Dental Visits	79%	100%	4	4.00
Academic Supports	82%	100%	3	3.00
Provider ECEM Visits	91%	100%	7	7.00
Provider General Contacts	90%	100%	7	7.00
Placements with Siblings	70%	100%	Not Scored	Not Scored
Placements within Legal County	15%	0%	Not Scored	Not Scored
Well-Being Sub-Total			25	25.00
*Performance calculation descriptions can be found in the FY 2019 RBWO PBP Measurements and Standards Guide.				
Monitoring & Outcomes: Possible Points = 100			Points Earned: 98.50	
Score Before Incentives Credit				98.50%
Incentives Awarded				6.00 pts
PBP Verification				0.00 pts
Total Score				104.50%



DHS, DFCS, Office of Provider Management
Performance-Based Placement Measures
RBWO Provider GA+SCORECARD - CPA



Report Quarter: Q1 FY2021

Provider/Program Name: Centerstone of Tennessee - (5203) - CPA				
# New Foster Homes During Quarter: 1	# Children in Care During Quarter: 7	# Placements During Quarter: 7	# Children in Care On Last Day: 7	
CPA Incentive Credits	Avg Performance All CPAs (%)	Provider Performance (%)*	Possible Points (Weight)	Provider Points Earned
Early EPSDT Medical Visits		Not Eligible	2	
Early EPSDT Dental Visits		100%	2	2.00
Permanency Contacts		0%	5	0.00
Additional Academic Supports		0%	2	0.00
HS Grad/GED/Prof or Trade Certificate/College		N/A	10/5/5/1	
EYSS Agreement		Not Eligible	5	
Community Connections		0%	4	0.00
Foster Hm Retention Rate (threshold = 90)		80%	2	0.00
Foster Hm Recruitment (threshold = 100)		100%	2	2.00
Active Agency Accreditation		50%	4	2.00
Staff Clinical Licensure		0%	5	0.00
Incentives Total	5.25			6.00
Maximum total combined incentive credit allowed is 10 points.			Incentives Awarded	6.00
*Performance calculation descriptions can be found in the FY 2019 RBWO PBP Measurements and Standards Guide.				

Child Protective Services Investigations and Dispositions		
The following investigations data, which is not used for scoring but is considered significant to a provider's performance, is from Georgia SHINES and is not considered final or complete until the end of the fiscal year.		
Total Reports:	1	
Number Screened In:	0	
Number Screened Out:	1	
Number Substantiated:	0	
Number Unsubstantiated:	0	
Number Active CPS Investigations:	0	



DHS, DFCS, Office of Provider Management
Performance-Based Placement Measures
RBWO Provider GA+SCORECARD - CPA

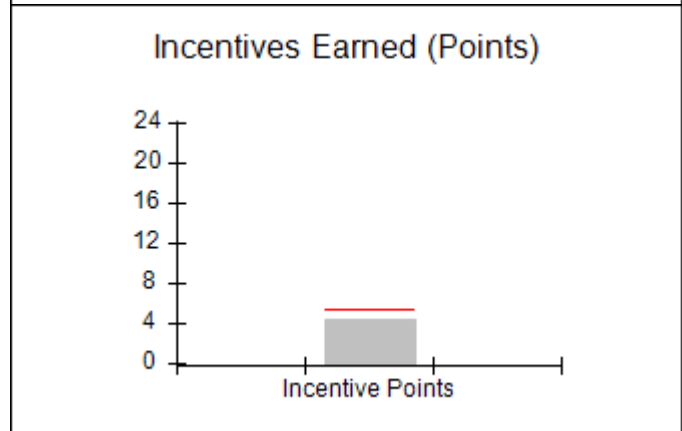
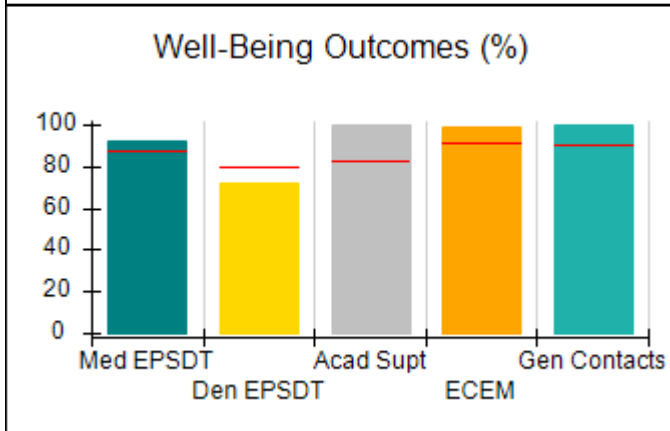
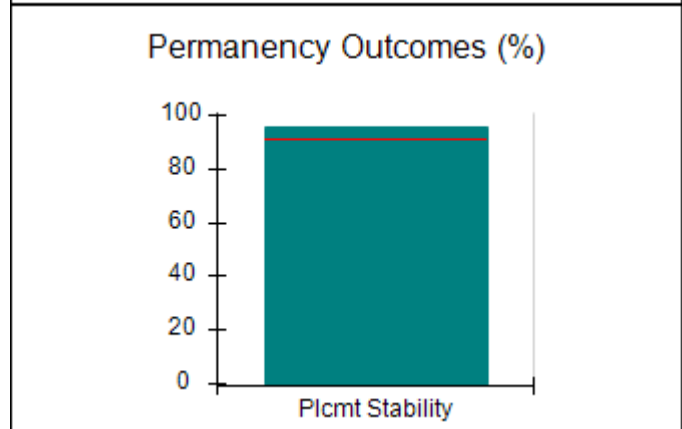
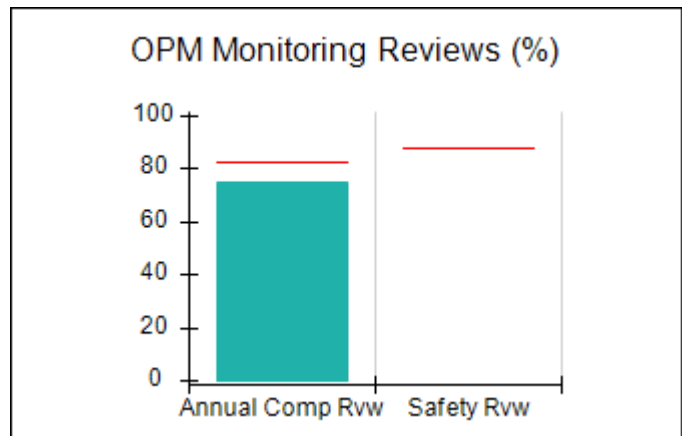
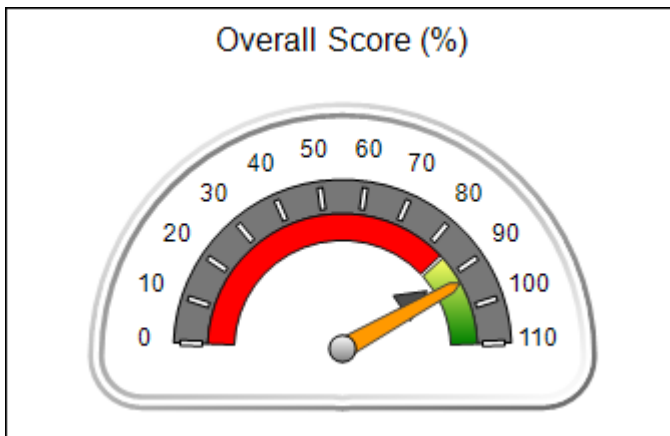


Report Quarter: Q1 FY2021

Provider/Program Name: Childkind, Inc - (583) - CPA			
1990 Lakeside Parkway, Tucker, GA 30084	Quarterly Scores (Grades)		Current Quarter Score (Grade)
Phone: 404-248-1980	Q1: 93.02 (A-)	Q2: (N/A)	93.02% (A-)
Vendor ID# 35271	Q3: (N/A)	Q4: (N/A)	
# New Foster Homes During Quarter: 0	# Children in Care During Quarter: 52	# Placements During Quarter: 54	# Children in Care On Last Day: 49

Quarterly Provider Comparisons to All CPAs

▼ — indicates average for all CPAs





DHS, DFCS, Office of Provider Management
Performance-Based Placement Measures
RBWO Provider GA+SCORECARD - CPA



Report Quarter: Q1 FY2021

Provider/Program Name: Childkind, Inc - (583) - CPA				
1990 Lakeside Parkway, Tucker, GA 30084	Quarterly Scores (Grades)		Current Quarter Score (Grade)	
Phone: 404-248-1980	Q1: 93.02 (A-)	Q2: (N/A)	93.02%	
Vendor ID# 35271	Q3: (N/A)	Q4: (N/A)	(A-)	
# New Foster Homes During Quarter: 0	# Children in Care During Quarter: 52	# Placements During Quarter: 54	# Children in Care On Last Day: 49	
	Avg Performance All CPAs (%)	Provider Performance (%)*	Possible Points (Weight)	Provider Points Earned
OPM Monitoring Reviews				
Annual Comprehensive Reviews	83%	75%	25	18.73
Safety Reviews	87%	Not Yet Conducted		
Monitoring Sub-Total			25	18.73
CPA Safety Outcomes				
Incidence of Maltreatment	0.09%	No Substantiated Reports	10	10.00
Staff Training	93%	100%	5	5.00
Staff Safety Checks	81%	100%	5	5.00
Safety Sub-Total			20	20.00
CPA Permanency Outcomes				
Placement Stability	91%	96%	15	14.40
Permanency Sub-Total			15	14.40
CPA Well-Being Outcomes				
EPSDT Medical Visits	87%	92%	4	3.68
EPSDT Dental Visits	79%	72%	4	2.88
Academic Supports	82%	100%	3	3.00
Provider ECEM Visits	91%	99%	7	6.93
Provider General Contacts	90%	100%	7	7.00
Placements with Siblings	70%	53%	Not Scored	Not Scored
Placements within Legal County	15%	0%	Not Scored	Not Scored
Well-Being Sub-Total			25	23.49
*Performance calculation descriptions can be found in the FY 2019 RBWO PBP Measurements and Standards Guide.				
Monitoring & Outcomes: Possible Points = 85			Points Earned: 76.62	
Score Before Incentives Credit			90.14%	
Incentives Awarded			4.26 pts	
PBP Verification			-1.38 pts	
Total Score			93.02%	



DHS, DFCS, Office of Provider Management
Performance-Based Placement Measures
RBWO Provider GA+SCORECARD - CPA



Report Quarter: Q1 FY2021

Provider/Program Name: Childkind, Inc - (583) - CPA

# New Foster Homes During Quarter: 0	# Children in Care During Quarter: 52	# Placements During Quarter: 54	# Children in Care On Last Day: 49	
CPA Incentive Credits	Avg Performance All CPAs (%)	Provider Performance (%)*	Possible Points (Weight)	Provider Points Earned
Early EPSDT Medical Visits		80%	2	1.60
Early EPSDT Dental Visits		33%	2	0.66
Permanency Contacts		None Planned	5	
Additional Academic Supports		0%	2	0.00
HS Grad/GED/Prof or Trade Certificate/College		N/A	10/5/5/1	
EYSS Agreement		Not Eligible	5	
Community Connections		0%	4	0.00
Foster Hm Retention Rate (threshold = 90)		84%	2	0.00
Foster Hm Recruitment (threshold = 100)		0%	2	0.00
Active Agency Accreditation		50%	4	2.00
Staff Clinical Licensure		0%	5	0.00
Incentives Total	5.25			4.26
Maximum total combined incentive credit allowed is 10 points.			Incentives Awarded	4.26

*Performance calculation descriptions can be found in the FY 2019 RBWO PBP Measurements and Standards Guide.

Child Protective Services Investigations and Dispositions	
The following investigations data, which is not used for scoring but is considered significant to a provider's performance, is from Georgia SHINES and is not considered final or complete until the end of the fiscal year.	
Total Reports:	1
Number Screened In:	1
Number Screened Out:	0
Number Substantiated:	0
Number Unsubstantiated:	1
Number Active CPS Investigations:	0



Performance-Based Placement Measures RBWO Provider GA+SCORECARD - CPA

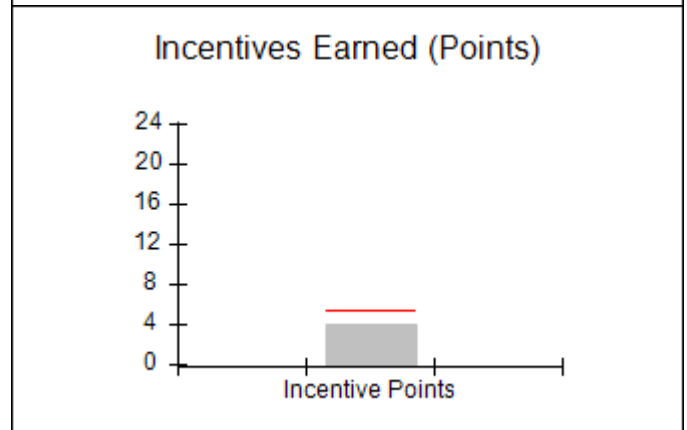
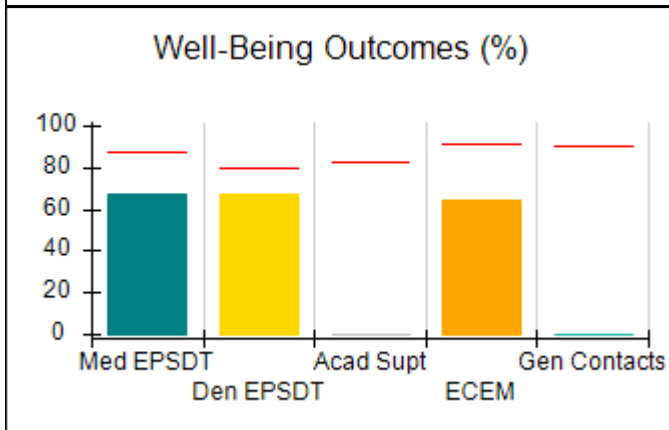
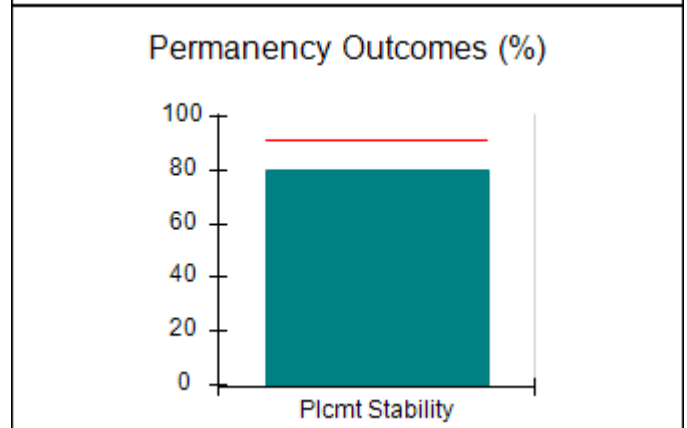
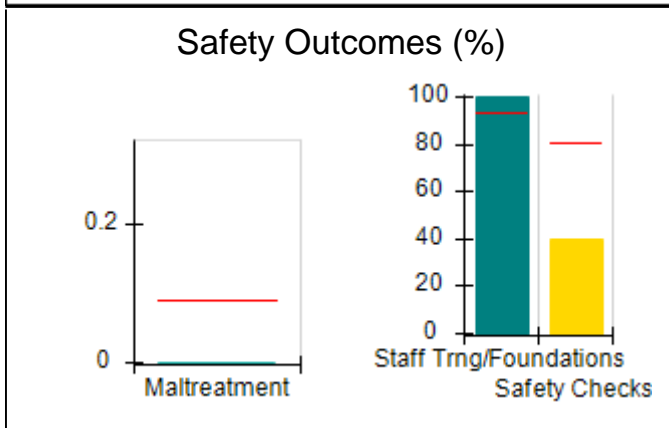
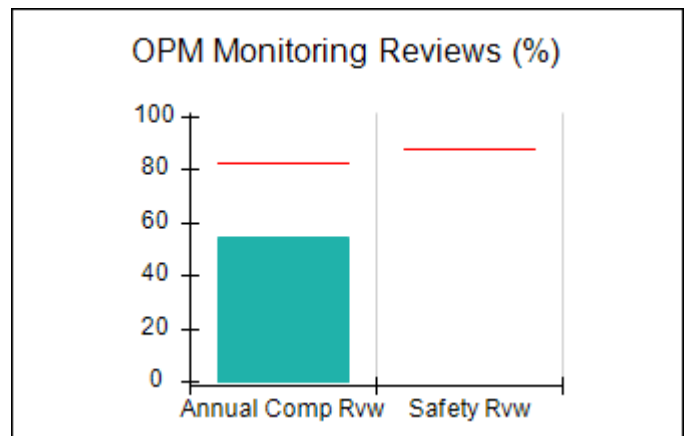
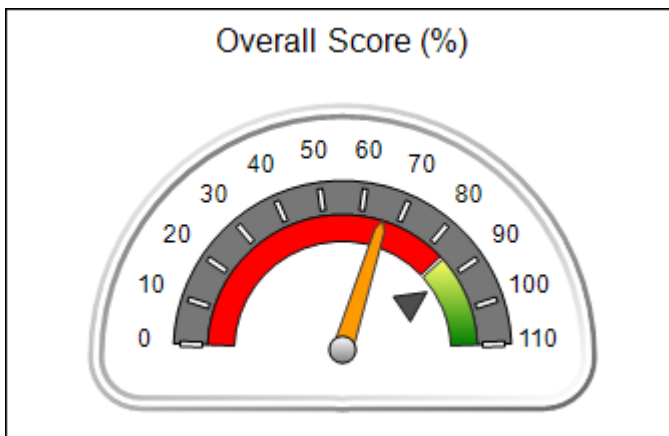
Report Quarter: Q1 FY2021

Provider/Program Name: Children 1st Community Development Services, Inc. - Ponce De Leon Ave. (5373) - CPA

1026 Ponce De Leon Ave., Atlanta, GA 30306	Quarterly Scores (Grades)		Current Quarter Score (Grade)
Phone: 6786000580	Q1: 65.82 (D)	Q2: (N/A)	65.82% (D)
Vendor ID# 161687	Q3: (N/A)	Q4: (N/A)	
# New Foster Homes During Quarter: 1	# Children in Care During Quarter: 10	# Placements During Quarter: 10	# Children in Care On Last Day: 7

Quarterly Provider Comparisons to All CPAs

▼ — indicates average for all CPAs





Performance-Based Placement Measures RBWO Provider GA+SCORECARD - CPA

Report Quarter: Q1 FY2021

Provider/Program Name: Children 1st Community Development Services, Inc. - Ponce De Leon Ave. (5373) - CPA

1026 Ponce De Leon Ave., Atlanta, GA 30306	Quarterly Scores (Grades)		Current Quarter Score (Grade)
Phone: 6786000580	Q1: 65.82 (D)	Q2: (N/A)	65.82% (D)
Vendor ID# 161687	Q3: (N/A)	Q4: (N/A)	

# New Foster Homes During Quarter: 1	# Children in Care During Quarter: 10	# Placements During Quarter: 10	# Children in Care On Last Day: 7
--------------------------------------	---------------------------------------	---------------------------------	-----------------------------------

	Avg Performance All CPAs (%)	Provider Performance (%)*	Possible Points (Weight)	Provider Points Earned
--	------------------------------	---------------------------	--------------------------	------------------------

OPM Monitoring Reviews

Annual Comprehensive Reviews	83%	55%	25	13.71
Safety Reviews	87%	Not Yet Conducted		
Monitoring Sub-Total			25	13.71

CPA Safety Outcomes

Incidence of Maltreatment	0.09%	No Substantiated Reports	10	10.00
Staff Training	93%	100%	5	5.00
Staff Safety Checks	81%	40%	5	2.00
Safety Sub-Total			20	17.00

CPA Permanency Outcomes

Placement Stability	91%	80%	15	12.00
Permanency Sub-Total			15	12.00

CPA Well-Being Outcomes

EPSDT Medical Visits	87%	67%	4	2.68
EPSDT Dental Visits	79%	67%	4	2.68
Academic Supports	82%	0%	3	0.00
Provider ECEM Visits	91%	64%	7	4.48
Provider General Contacts	90%	0%	7	0.00
Placements with Siblings	70%	Not Eligible	Not Scored	Not Scored
Placements within Legal County	15%	0%	Not Scored	Not Scored
Well-Being Sub-Total			25	9.84

*Performance calculation descriptions can be found in the FY 2019 RBWO PBP Measurements and Standards Guide.

Monitoring & Outcomes: Possible Points = 85	Points Earned: 52.55
Score Before Incentives Credit	61.82%
Incentives Awarded	4.00 pts
PBP Verification	N/A pts
Total Score	65.82%



DHS, DFCS, Office of Provider Management
Performance-Based Placement Measures
RBWO Provider GA+SCORECARD - CPA



Report Quarter: Q1 FY2021

Provider/Program Name: Children 1st Community Development Services, Inc. - Ponce De Leon Ave. (5373) - CPA

# New Foster Homes During Quarter: 1		# Children in Care During Quarter: 10	# Placements During Quarter: 10	# Children in Care On Last Day: 7
CPA Incentive Credits	Avg Performance All CPAs (%)	Provider Performance (%)*	Possible Points (Weight)	Provider Points Earned
Early EPSDT Medical Visits		0%	2	0.00
Early EPSDT Dental Visits		0%	2	0.00
Permanency Contacts		0%	5	0.00
Additional Academic Supports		0%	2	0.00
HS Grad/GED/Prof or Trade Certificate/College		N/A	10/5/5/1	
EYSS Agreement		Not Eligible	5	
Community Connections		Not Eligible	4	
Foster Hm Retention Rate (threshold = 90)		100%	2	2.00
Foster Hm Recruitment (threshold = 100)		100%	2	2.00
Active Agency Accreditation		0%	4	0.00
Staff Clinical Licensure		0%	5	0.00
Incentives Total	5.25			4.00
Maximum total combined incentive credit allowed is 10 points.			Incentives Awarded	4.00

*Performance calculation descriptions can be found in the FY 2019 RBWO PBP Measurements and Standards Guide.

Child Protective Services Investigations and Dispositions	
The following investigations data, which is not used for scoring but is considered significant to a provider's performance, is from Georgia SHINES and is not considered final or complete until the end of the fiscal year.	
Total Reports:	0
Number Screened In:	0
Number Screened Out:	0
Number Substantiated:	0
Number Unsubstantiated:	0
Number Active CPS Investigations:	0



Performance-Based Placement Measures RBWO Provider GA+SCORECARD - CPA

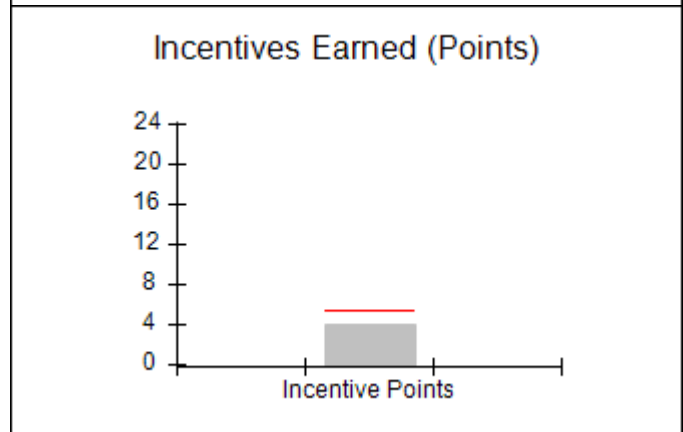
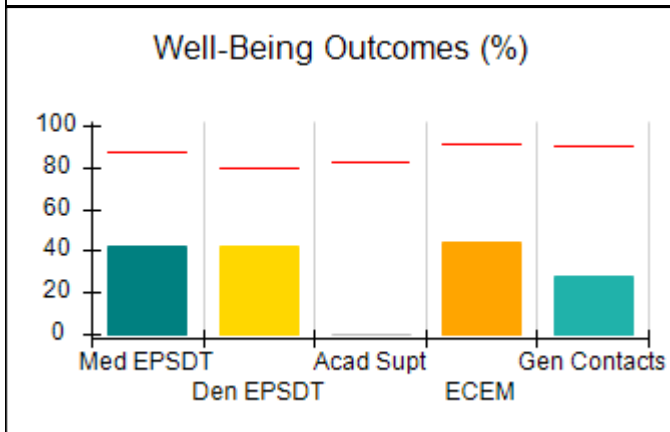
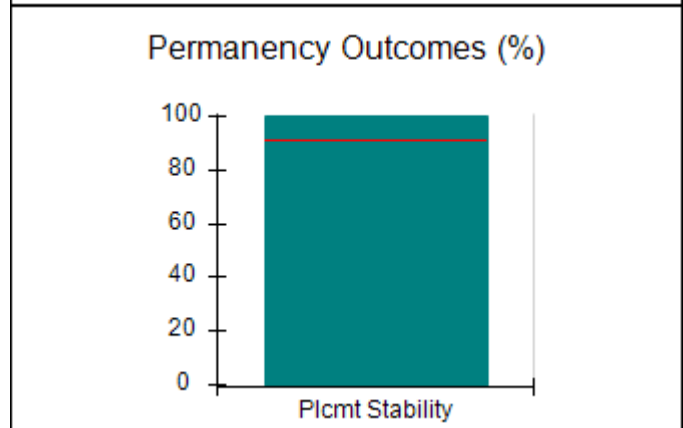
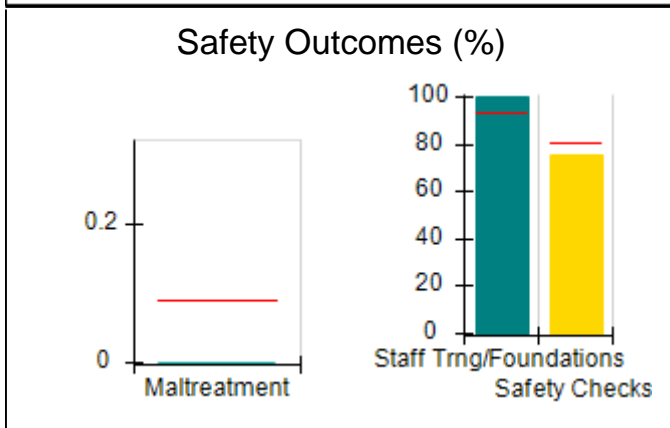
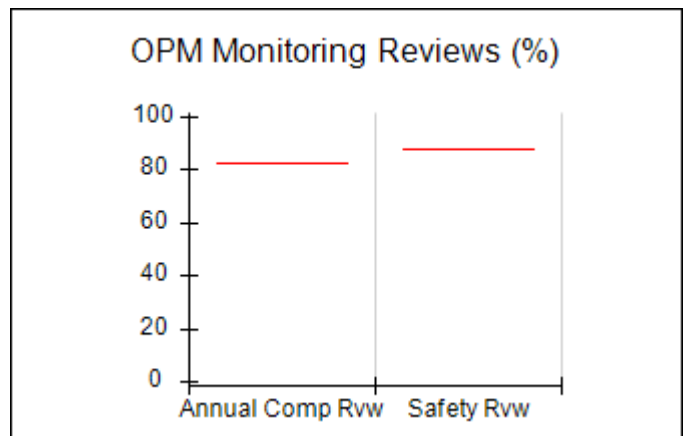
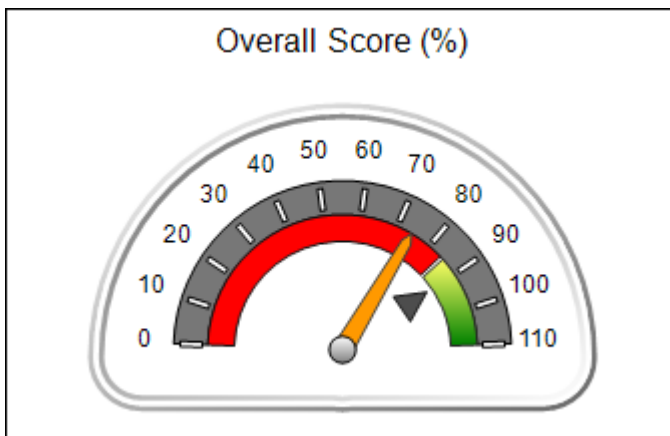
Report Quarter: Q1 FY2021

Provider/Program Name: Children 1st Community Development Services, Inc. - University Ave. (5404) - CPA

3228 University Ave., Columbus, GA 31907	Quarterly Scores (Grades)		Current Quarter Score (Grade)
Phone: 6786000580	Q1: 74.25 (C)	Q2: (N/A)	74.25% (C)
Vendor ID# 165041	Q3: (N/A)	Q4: (N/A)	
# New Foster Homes During Quarter: 3	# Children in Care During Quarter: 12	# Placements During Quarter: 12	# Children in Care On Last Day: 12

Quarterly Provider Comparisons to All CPAs

▼ — indicates average for all CPAs





**Performance-Based Placement Measures
RBWO Provider GA+SCORECARD - CPA**

Report Quarter: Q1 FY2021

Provider/Program Name: Children 1st Community Development Services, Inc. - University Ave. (5404) - CPA

3228 University Ave., Columbus, GA 31907	Quarterly Scores (Grades)		Current Quarter Score (Grade)
Phone: 6786000580	Q1: 74.25 (C)	Q2: (N/A)	74.25% (C)
Vendor ID# 165041	Q3: (N/A)	Q4: (N/A)	

# New Foster Homes During Quarter: 3	# Children in Care During Quarter: 12	# Placements During Quarter: 12	# Children in Care On Last Day: 12
--------------------------------------	---------------------------------------	---------------------------------	------------------------------------

	Avg Performance All CPAs (%)	Provider Performance (%)*	Possible Points (Weight)	Provider Points Earned
--	------------------------------	---------------------------	--------------------------	------------------------

OPM Monitoring Reviews

Annual Comprehensive Reviews	83%	Not Yet Conducted		
Safety Reviews	87%	Not Yet Conducted		
Monitoring Sub-Total				0.00

CPA Safety Outcomes

Incidence of Maltreatment	0.09%	No Substantiated Reports	10	10.00
Staff Training	93%	100%	5	5.00
Staff Safety Checks	81%	75%	5	3.75
Safety Sub-Total			20	18.75

CPA Permanency Outcomes

Placement Stability	91%	100%	15	15.00
Permanency Sub-Total			15	15.00

CPA Well-Being Outcomes

EPSDT Medical Visits	87%	42%	4	1.68
EPSDT Dental Visits	79%	42%	4	1.68
Academic Supports	82%	0%	3	0.00
Provider ECEM Visits	91%	44%	7	3.08
Provider General Contacts	90%	28%	7	1.96
Placements with Siblings	70%	Not Eligible	Not Scored	Not Scored
Placements within Legal County	15%	100%	Not Scored	Not Scored
Well-Being Sub-Total			25	8.40

*Performance calculation descriptions can be found in the FY 2019 RBWO PBP Measurements and Standards Guide.

Monitoring & Outcomes: Possible Points = 60	Points Earned: 42.15
Score Before Incentives Credit	70.25%
Incentives Awarded	4.00 pts
PBP Verification	N/A pts
Total Score	74.25%



DHS, DFCS, Office of Provider Management
Performance-Based Placement Measures
RBWO Provider GA+SCORECARD - CPA



Report Quarter: Q1 FY2021

Provider/Program Name: Children 1st Community Development Services, Inc. - University Ave. (5404) - CPA				
# New Foster Homes During Quarter: 3	# Children in Care During Quarter: 12	# Placements During Quarter: 12	# Children in Care On Last Day: 12	
CPA Incentive Credits	Avg Performance All CPAs (%)	Provider Performance (%)*	Possible Points (Weight)	Provider Points Earned
Early EPSDT Medical Visits		0%	2	0.00
Early EPSDT Dental Visits		0%	2	0.00
Permanency Contacts		0%	5	0.00
Additional Academic Supports		0%	2	0.00
HS Grad/GED/Prof or Trade Certificate/College		N/A	10/5/5/1	
EYSS Agreement		Not Eligible	5	
Community Connections		0%	4	0.00
Foster Hm Retention Rate (threshold = 90)		100%	2	2.00
Foster Hm Recruitment (threshold = 100)		100%	2	2.00
Active Agency Accreditation		0%	4	0.00
Staff Clinical Licensure		0%	5	0.00
Incentives Total	5.25			4.00
Maximum total combined incentive credit allowed is 10 points.			Incentives Awarded	4.00
*Performance calculation descriptions can be found in the FY 2019 RBWO PBP Measurements and Standards Guide.				

Child Protective Services Investigations and Dispositions	
The following investigations data, which is not used for scoring but is considered significant to a provider's performance, is from Georgia SHINES and is not considered final or complete until the end of the fiscal year.	
Total Reports:	0
Number Screened In:	0
Number Screened Out:	0
Number Substantiated:	0
Number Unsubstantiated:	0
Number Active CPS Investigations:	0



DHS, DFCS, Office of Provider Management
Performance-Based Placement Measures
RBWO Provider GA+SCORECARD - CPA

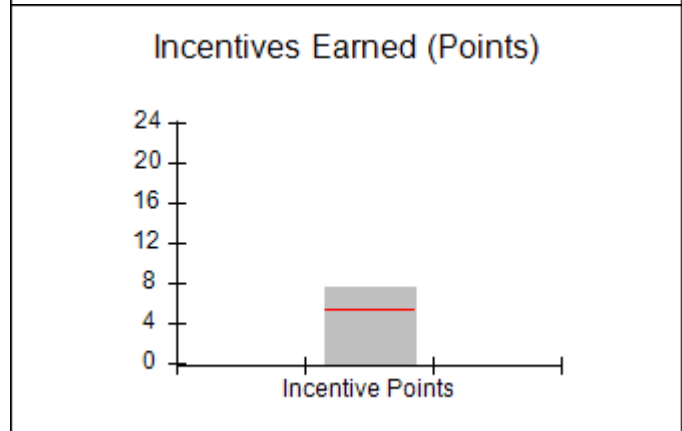
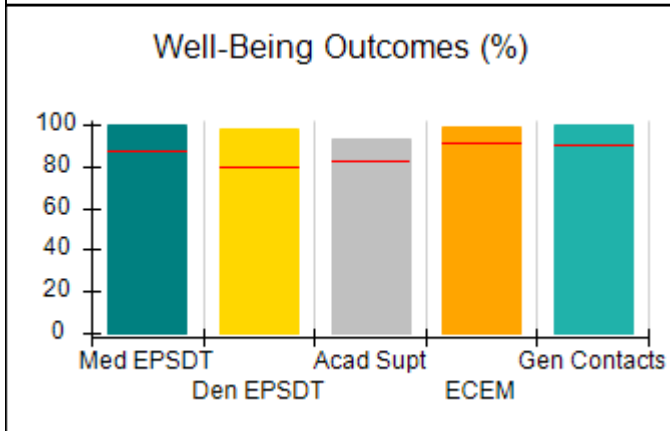
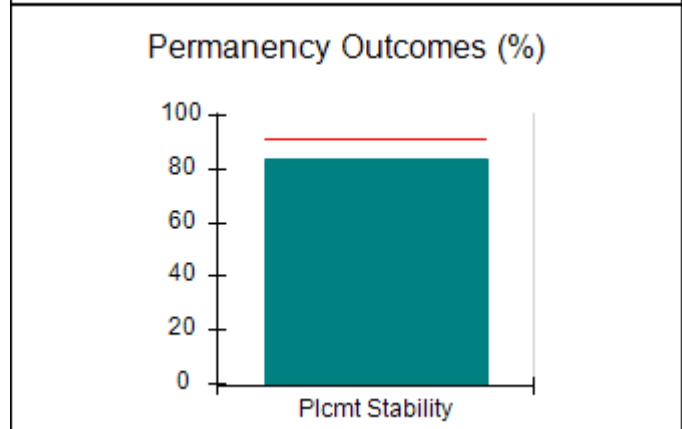
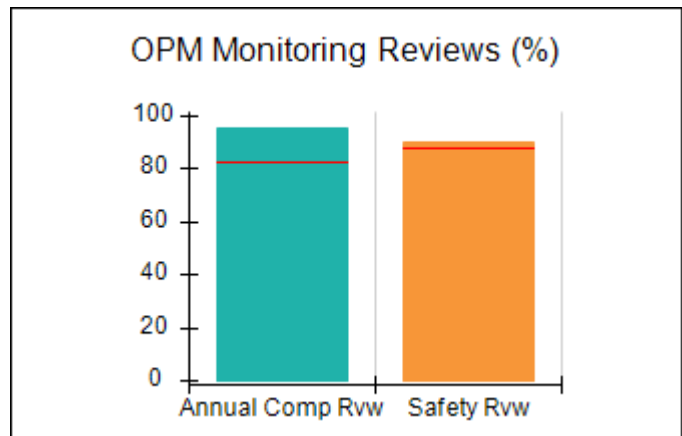
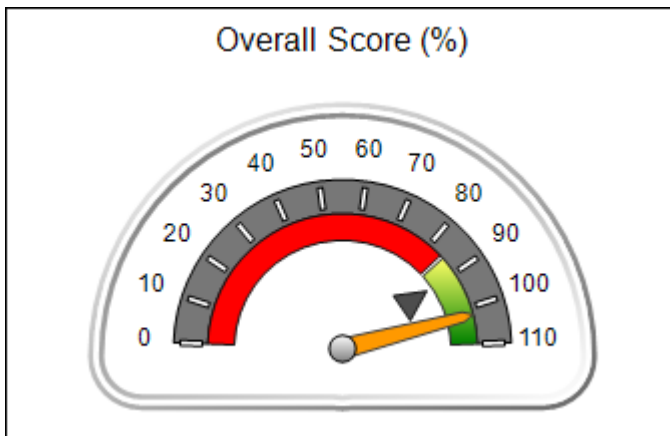


Report Quarter: Q1 FY2021

Provider/Program Name: Choices for Life Of GA - Valdosta (943) - CPA			
2200 North Patterson, Valdosta, GA 31602	Quarterly Scores (Grades)		Current Quarter Score (Grade)
Phone: 229 244-1707	Q1: 102.09 (A+)	Q2: (N/A)	102.09% (A+)
Vendor ID# 35275	Q3: (N/A)	Q4: (N/A)	
# New Foster Homes During Quarter: 0	# Children in Care During Quarter: 51	# Placements During Quarter: 56	# Children in Care On Last Day: 43

Quarterly Provider Comparisons to All CPAs

▼ — indicates average for all CPAs





DHS, DFCS, Office of Provider Management
Performance-Based Placement Measures
RBWO Provider GA+SCORECARD - CPA



Report Quarter: Q1 FY2021

Provider/Program Name: Choices for Life Of GA - Valdosta (943) - CPA				
2200 North Patterson, Valdosta, GA 31602		Quarterly Scores (Grades)		Current Quarter Score (Grade)
Phone: 229 244-1707		Q1: 102.09 (A+)	Q2: (N/A)	102.09% (A+)
Vendor ID# 35275		Q3: (N/A)	Q4: (N/A)	
# New Foster Homes During Quarter: 0	# Children in Care During Quarter: 51	# Placements During Quarter: 56	# Children in Care On Last Day: 43	
	Avg Performance All CPAs (%)	Provider Performance (%)*	Possible Points (Weight)	Provider Points Earned
OPM Monitoring Reviews				
Annual Comprehensive Reviews	83%	95%	25	23.87
Safety Reviews	87%	90%	15	13.50
Monitoring Sub-Total			40	37.37
CPA Safety Outcomes				
Incidence of Maltreatment	0.09%	No Substantiated Reports	10	10.00
Staff Training	93%	100%	5	5.00
Staff Safety Checks	81%	100%	5	5.00
Safety Sub-Total			20	20.00
CPA Permanency Outcomes				
Placement Stability	91%	84%	15	12.60
Permanency Sub-Total			15	12.60
CPA Well-Being Outcomes				
EPSDT Medical Visits	87%	100%	4	4.00
EPSDT Dental Visits	79%	98%	4	3.92
Academic Supports	82%	93%	3	2.79
Provider ECEM Visits	91%	99%	7	6.93
Provider General Contacts	90%	100%	7	7.00
Placements with Siblings	70%	60%	Not Scored	Not Scored
Placements within Legal County	15%	50%	Not Scored	Not Scored
Well-Being Sub-Total			25	24.64
*Performance calculation descriptions can be found in the FY 2019 RBWO PBP Measurements and Standards Guide.				
Monitoring & Outcomes: Possible Points = 100			Points Earned: 94.61	
Score Before Incentives Credit				94.61%
Incentives Awarded				7.48 pts
PBP Verification				N/A pts
Total Score				102.09%



DHS, DFCS, Office of Provider Management
Performance-Based Placement Measures
RBWO Provider GA+SCORECARD - CPA



Report Quarter: Q1 FY2021

Provider/Program Name: Choices for Life Of GA - Valdosta (943) - CPA				
# New Foster Homes During Quarter: 0	# Children in Care During Quarter: 51	# Placements During Quarter: 56	# Children in Care On Last Day: 43	
CPA Incentive Credits	Avg Performance All CPAs (%)	Provider Performance (%)*	Possible Points (Weight)	Provider Points Earned
Early EPSDT Medical Visits		100%	2	2.00
Early EPSDT Dental Visits		89%	2	1.78
Permanency Contacts		None Planned	5	
Additional Academic Supports		60%	2	1.20
HS Grad/GED/Prof or Trade Certificate/College		N/A	10/5/5/1	
EYSS Agreement		Not Eligible	5	
Community Connections		0%	4	0.00
Foster Hm Retention Rate (threshold = 90)		75%	2	0.00
Foster Hm Recruitment (threshold = 100)		0%	2	0.00
Active Agency Accreditation		50%	4	2.00
Staff Clinical Licensure		10%	5	0.50
Incentives Total	5.25			7.48
Maximum total combined incentive credit allowed is 10 points.			Incentives Awarded	7.48
*Performance calculation descriptions can be found in the FY 2019 RBWO PBP Measurements and Standards Guide.				

Child Protective Services Investigations and Dispositions	
The following investigations data, which is not used for scoring but is considered significant to a provider's performance, is from Georgia SHINES and is not considered final or complete until the end of the fiscal year.	
Total Reports:	3
Number Screened In:	0
Number Screened Out:	3
Number Substantiated:	0
Number Unsubstantiated:	0
Number Active CPS Investigations:	0



DHS, DFCS, Office of Provider Management
Performance-Based Placement Measures
RBWO Provider GA+SCORECARD - CPA

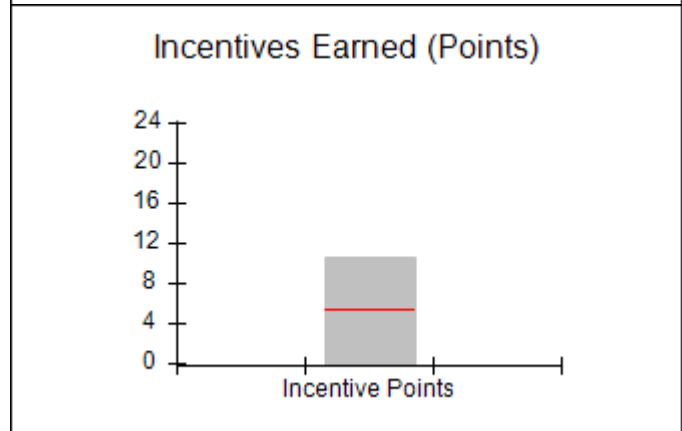
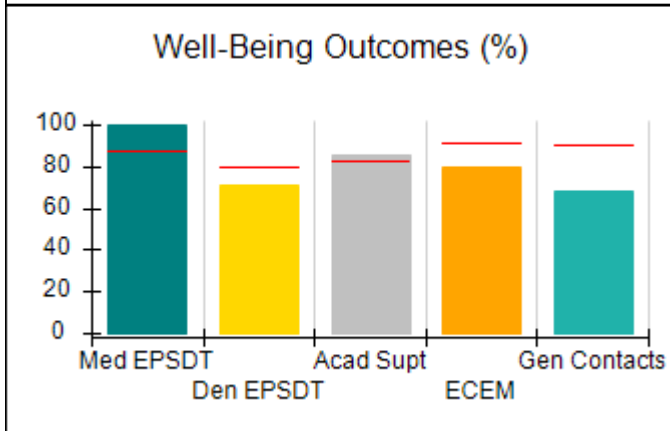
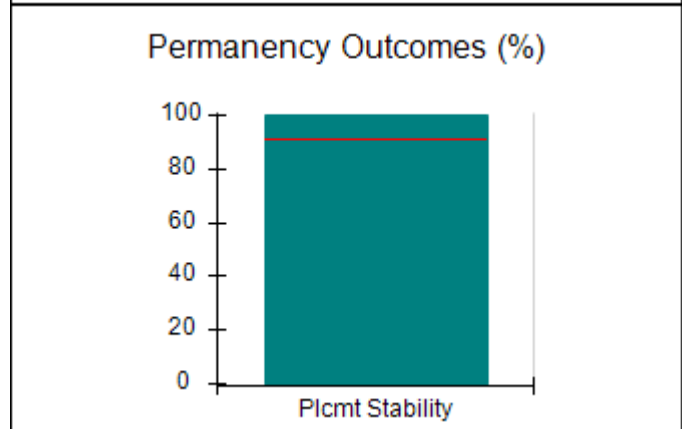
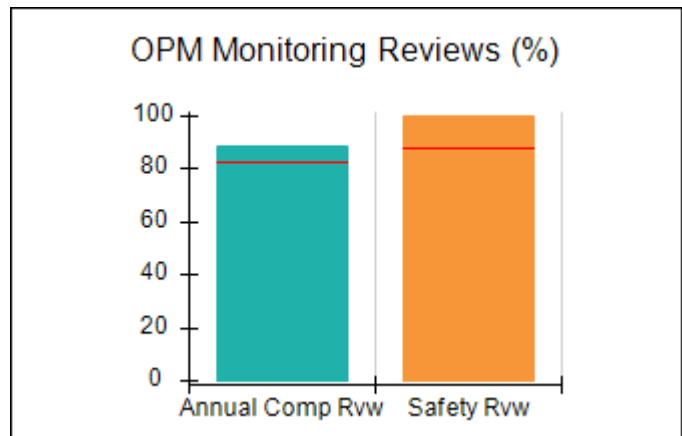
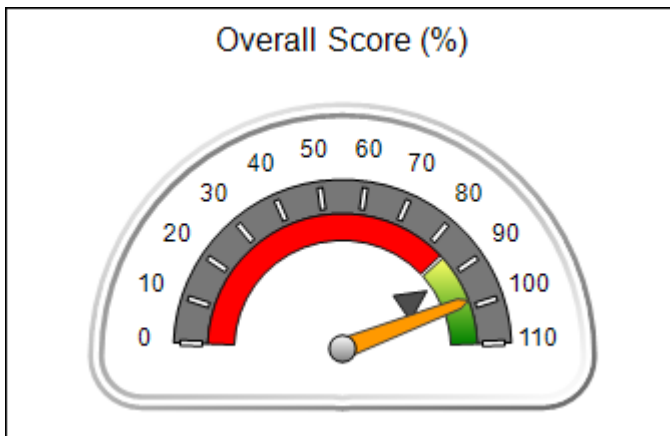


Report Quarter: Q1 FY2021

Provider/Program Name: CHRIS 180 Inc. - (5335) - CPA			
1017 Fayetteville Rd, Atlanta, GA 30316	Quarterly Scores (Grades)		Current Quarter Score (Grade)
Phone: 404-564-3402	Q1: 98.14 (A+)	Q2: (N/A)	98.14% (A+)
Vendor ID# 157648	Q3: (N/A)	Q4: (N/A)	
# New Foster Homes During Quarter: 1	# Children in Care During Quarter: 7	# Placements During Quarter: 7	# Children in Care On Last Day: 6

Quarterly Provider Comparisons to All CPAs

▼ — indicates average for all CPAs





DHS, DFCS, Office of Provider Management
Performance-Based Placement Measures
RBWO Provider GA+SCORECARD - CPA



Report Quarter: Q1 FY2021

Provider/Program Name: CHRIS 180 Inc. - (5335) - CPA				
1017 Fayetteville Rd, Atlanta, GA 30316		Quarterly Scores (Grades)		Current Quarter Score (Grade)
Phone: 404-564-3402		Q1: 98.14 (A+)	Q2: (N/A)	98.14% (A+)
Vendor ID# 157648		Q3: (N/A)	Q4: (N/A)	
# New Foster Homes During Quarter: 1	# Children in Care During Quarter: 7	# Placements During Quarter: 7	# Children in Care On Last Day: 6	
	Avg Performance All CPAs (%)	Provider Performance (%)*	Possible Points (Weight)	Provider Points Earned
OPM Monitoring Reviews				
Annual Comprehensive Reviews	83%	88%	25	22.02
Safety Reviews	87%	100%	15	15.00
Monitoring Sub-Total			40	37.02
CPA Safety Outcomes				
Incidence of Maltreatment	0.09%	No Substantiated Reports	10	10.00
Staff Training	93%	100%	5	5.00
Staff Safety Checks	81%	100%	5	5.00
Safety Sub-Total			20	20.00
CPA Permanency Outcomes				
Placement Stability	91%	100%	15	15.00
Permanency Sub-Total			15	15.00
CPA Well-Being Outcomes				
EPSDT Medical Visits	87%	100%	4	4.00
EPSDT Dental Visits	79%	71%	4	2.84
Academic Supports	82%	85%	3	2.55
Provider ECEM Visits	91%	80%	7	5.60
Provider General Contacts	90%	68%	7	4.76
Placements with Siblings	70%	100%	Not Scored	Not Scored
Placements within Legal County	15%	0%	Not Scored	Not Scored
Well-Being Sub-Total			25	19.75
*Performance calculation descriptions can be found in the FY 2019 RBWO PBP Measurements and Standards Guide.				
Monitoring & Outcomes: Possible Points = 100			Points Earned: 91.77	
Score Before Incentives Credit				91.77%
Incentives Awarded				10.00 pts
PBP Verification				-3.63 pts
Total Score				98.14%



DHS, DFCS, Office of Provider Management
Performance-Based Placement Measures
RBWO Provider GA+SCORECARD - CPA



Report Quarter: Q1 FY2021

Provider/Program Name: CHRIS 180 Inc. - (5335) - CPA

# New Foster Homes During Quarter: 1	# Children in Care During Quarter: 7	# Placements During Quarter: 7	# Children in Care On Last Day: 6	
CPA Incentive Credits	Avg Performance All CPAs (%)	Provider Performance (%)*	Possible Points (Weight)	Provider Points Earned
Early EPSDT Medical Visits		100%	2	2.00
Early EPSDT Dental Visits		50%	2	1.00
Permanency Contacts		0%	5	0.00
Additional Academic Supports		77%	2	1.54
HS Grad/GED/Prof or Trade Certificate/College		N/A	10/5/5/1	
EYSS Agreement		Not Eligible	5	
Community Connections		0%	4	0.00
Foster Hm Retention Rate (threshold = 90)		100%	2	2.00
Foster Hm Recruitment (threshold = 100)		100%	2	2.00
Active Agency Accreditation		50%	4	2.00
Staff Clinical Licensure		0%	5	0.00
Incentives Total	5.25			10.54
Maximum total combined incentive credit allowed is 10 points.			Incentives Awarded	10.00

*Performance calculation descriptions can be found in the FY 2019 RBWO PBP Measurements and Standards Guide.

Child Protective Services Investigations and Dispositions	
The following investigations data, which is not used for scoring but is considered significant to a provider's performance, is from Georgia SHINES and is not considered final or complete until the end of the fiscal year.	
Total Reports:	0
Number Screened In:	0
Number Screened Out:	0
Number Substantiated:	0
Number Unsubstantiated:	0
Number Active CPS Investigations:	0



DHS, DFCS, Office of Provider Management
Performance-Based Placement Measures
RBWO Provider GA+SCORECARD - CPA

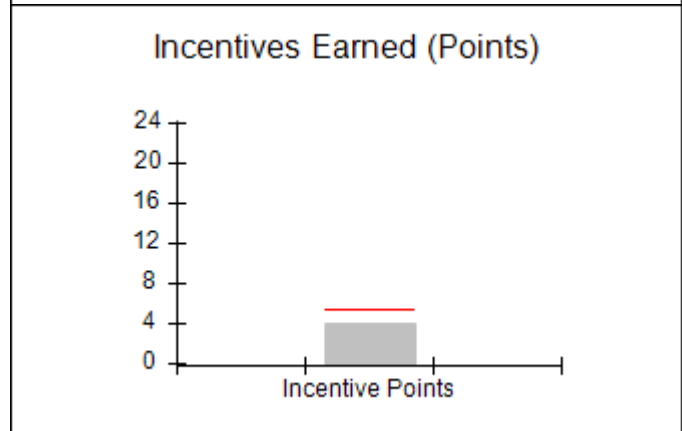
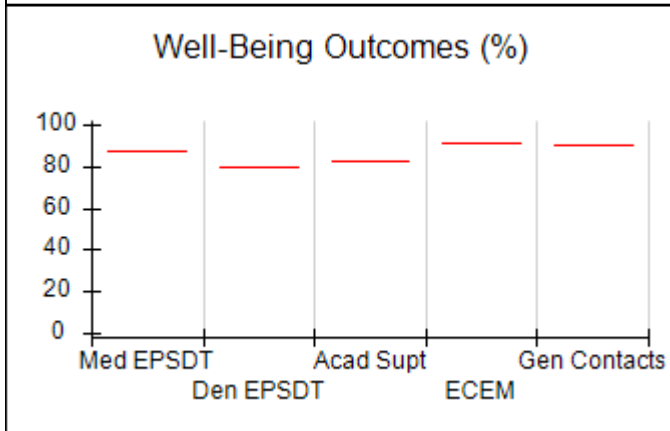
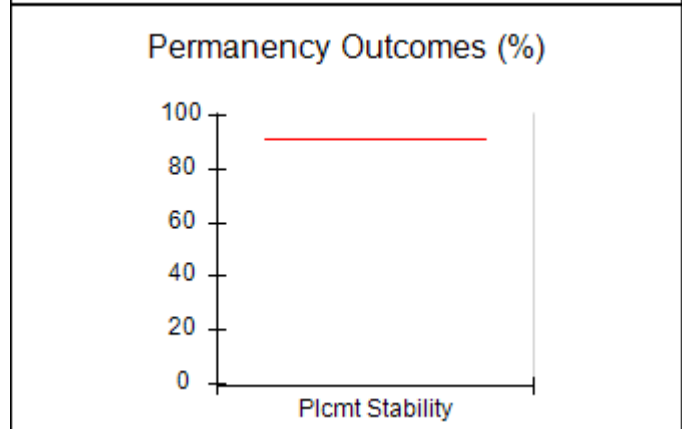
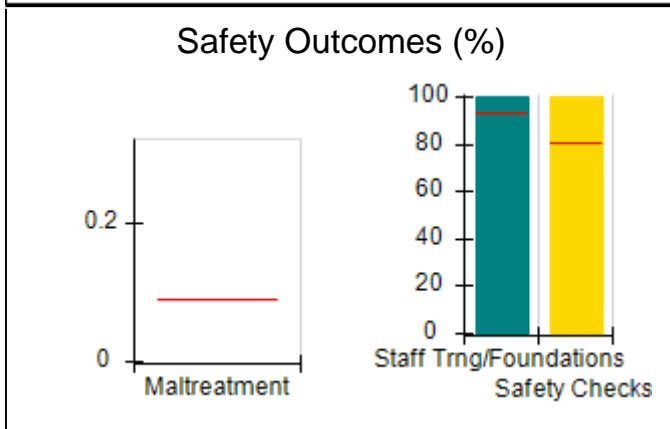
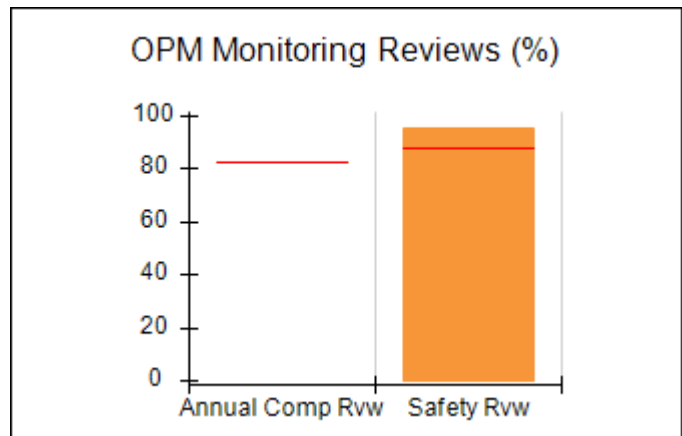
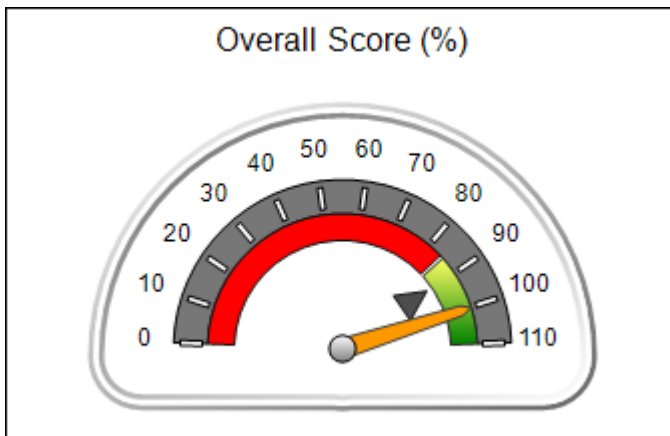


Report Quarter: Q1 FY2021

Provider/Program Name: CHRIS 180 Inc. - DBA: Gateway Lithonia (5236) - CPA			
5210 Lost Dutchman, Lithonia, GA 30038	Quarterly Scores (Grades)		Current Quarter Score (Grade)
Phone: 404-564-3402	Q1: 100.21 (A+)	Q2: (N/A)	100.21% (A+)
Vendor ID# 85446	Q3: (N/A)	Q4: (N/A)	
# New Foster Homes During Quarter: 0	# Children in Care During Quarter: 0	# Placements During Quarter: 0	# Children in Care On Last Day: 0

Quarterly Provider Comparisons to All CPAs

▼ — indicates average for all CPAs





DHS, DFCS, Office of Provider Management
Performance-Based Placement Measures
RBWO Provider GA+SCORECARD - CPA



Report Quarter: Q1 FY2021

Provider/Program Name: CHRIS 180 Inc. - DBA: Gateway Lithonia (5236) - CPA				
5210 Lost Dutchman, Lithonia, GA 30038		Quarterly Scores (Grades)		Current Quarter Score (Grade)
Phone: 404-564-3402		Q1: 100.21 (A+)	Q2: (N/A)	100.21% (A+)
Vendor ID# 85446		Q3: (N/A)	Q4: (N/A)	
# New Foster Homes During Quarter: 0		# Children in Care During Quarter: 0	# Placements During Quarter: 0	# Children in Care On Last Day: 0
	Avg Performance All CPAs (%)	Provider Performance (%)*	Possible Points (Weight)	Provider Points Earned
OPM Monitoring Reviews				
Annual Comprehensive Reviews	83%	Not Yet Conducted		
Safety Reviews	87%	95%	15	14.25
Monitoring Sub-Total			15	14.25
CPA Safety Outcomes				
Incidence of Maltreatment	0.09%	Not Eligible		
Staff Training	93%	100%	10	10.00
Staff Safety Checks	81%	100%	10	10.00
Safety Sub-Total			20	20.00
CPA Permanency Outcomes				
Placement Stability	91%	Not Eligible		
Permanency Sub-Total			N/A	
CPA Well-Being Outcomes				
EPSDT Medical Visits	87%	Not Eligible		
EPSDT Dental Visits	79%	Not Eligible		
Academic Supports	82%	Not Eligible		
Provider ECEM Visits	91%	Not Eligible		
Provider General Contacts	90%	Not Eligible		
Placements with Siblings	70%	Not Eligible	Not Scored	Not Scored
Placements within Legal County	15%	Not Eligible	Not Scored	Not Scored
Well-Being Sub-Total			N/A	

*Performance calculation descriptions can be found in the FY 2019 RBWO PBP Measurements and Standards Guide.

Monitoring & Outcomes: Possible Points = 35		Points Earned: 34.25	
Score Before Incentives Credit		97.86%	
Incentives Awarded		4.00 pts	
PBP Verification		-1.65 pts	
Total Score		100.21%	



DHS, DFCS, Office of Provider Management
Performance-Based Placement Measures
RBWO Provider GA+SCORECARD - CPA



Report Quarter: Q1 FY2021

Provider/Program Name: CHRIS 180 Inc. - DBA: Gateway Lithonia (5236) - CPA

# New Foster Homes During Quarter: 0	# Children in Care During Quarter: 0	# Placements During Quarter: 0	# Children in Care On Last Day: 0	
CPA Incentive Credits	Avg Performance All CPAs (%)	Provider Performance (%)*	Possible Points (Weight)	Provider Points Earned
Early EPSDT Medical Visits		Not Eligible	2	
Early EPSDT Dental Visits		Not Eligible	2	
Permanency Contacts		None Planned	5	
Additional Academic Supports		Not Eligible	2	
HS Grad/GED/Prof or Trade Certificate/College		N/A	10/5/5/1	
EYSS Agreement		Not Eligible	5	
Community Connections		Not Eligible	4	
Foster Hm Retention Rate (threshold = 90)		100%	2	2.00
Foster Hm Recruitment (threshold = 100)		0%	2	0.00
Active Agency Accreditation		50%	4	2.00
Staff Clinical Licensure		0%	5	0.00
Incentives Total	5.25			4.00
Maximum total combined incentive credit allowed is 10 points.			Incentives Awarded	4.00

*Performance calculation descriptions can be found in the FY 2019 RBWO PBP Measurements and Standards Guide.

Child Protective Services Investigations and Dispositions

The following investigations data, which is not used for scoring but is considered significant to a provider's performance, is from Georgia SHINES and is not considered final or complete until the end of the fiscal year.

Total Reports:	0
Number Screened In:	0
Number Screened Out:	0
Number Substantiated:	0
Number Unsubstantiated:	0
Number Active CPS Investigations:	0



DHS, DFCS, Office of Provider Management
Performance-Based Placement Measures
RBWO Provider GA+SCORECARD - CPA

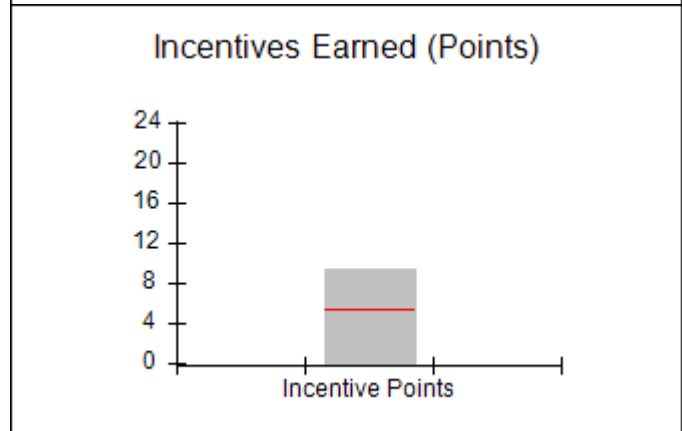
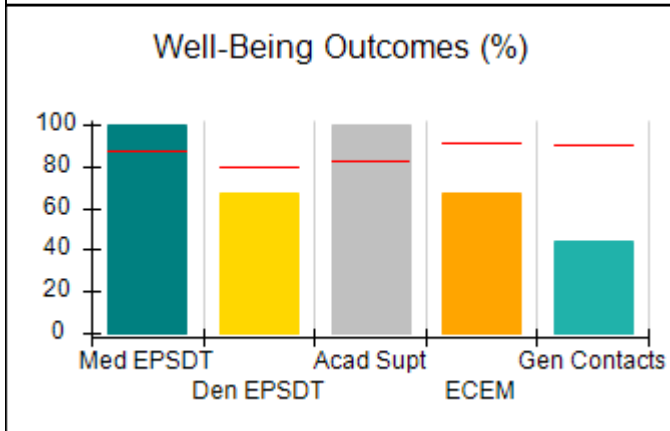
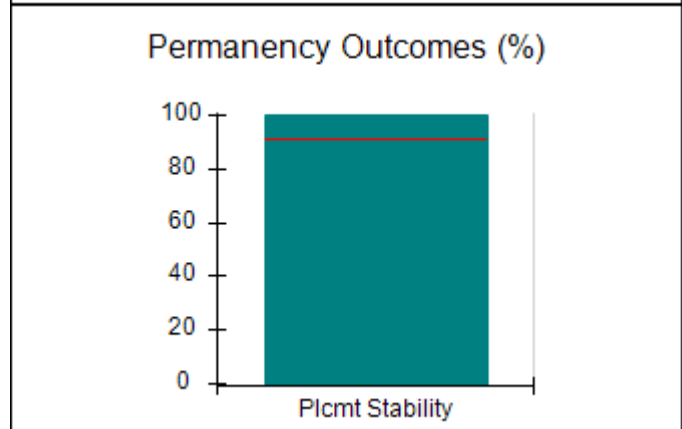
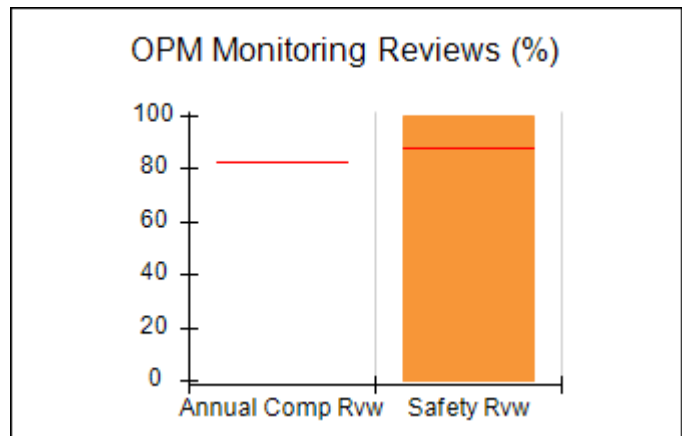
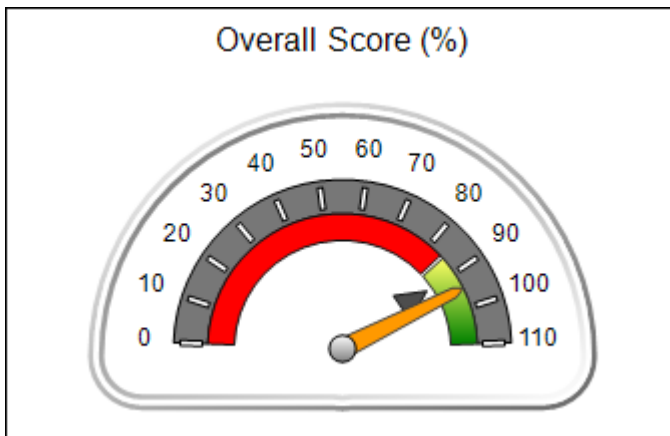


Report Quarter: Q1 FY2021

Provider/Program Name: CHRIS 180 Inc. - DBA: Gateway Snellville (5166) - CPA			
386 Lenora Church Rd, Atlanta, GA 30309	Quarterly Scores (Grades)		Current Quarter Score (Grade)
Phone: 404-564-3402	Q1: 94.67 (A)	Q2: (N/A)	94.67% (A)
Vendor ID# 117441	Q3: (N/A)	Q4: (N/A)	
# New Foster Homes During Quarter: 0	# Children in Care During Quarter: 3	# Placements During Quarter: 3	# Children in Care On Last Day: 3

Quarterly Provider Comparisons to All CPAs

▼ — indicates average for all CPAs





DHS, DFCS, Office of Provider Management
Performance-Based Placement Measures
RBWO Provider GA+SCORECARD - CPA



Report Quarter: Q1 FY2021

Provider/Program Name: CHRIS 180 Inc. - DBA: Gateway Snellville (5166) - CPA				
386 Lenora Church Rd, Atlanta, GA 30309	Quarterly Scores (Grades)		Current Quarter Score (Grade)	
Phone: 404-564-3402	Q1: 94.67 (A)	Q2: (N/A)	94.67%	
Vendor ID# 117441	Q3: (N/A)	Q4: (N/A)	(A)	
# New Foster Homes During Quarter: 0	# Children in Care During Quarter: 3	# Placements During Quarter: 3	# Children in Care On Last Day: 3	
	Avg Performance All CPAs (%)	Provider Performance (%)*	Possible Points (Weight)	Provider Points Earned
OPM Monitoring Reviews				
Annual Comprehensive Reviews	83%	Not Yet Conducted		
Safety Reviews	87%	100%	15	15.00
Monitoring Sub-Total			15	15.00
CPA Safety Outcomes				
Incidence of Maltreatment	0.09%	No Substantiated Reports	10	10.00
Staff Training	93%	100%	5	5.00
Staff Safety Checks	81%	100%	5	5.00
Safety Sub-Total			20	20.00
CPA Permanency Outcomes				
Placement Stability	91%	100%	15	15.00
Permanency Sub-Total			15	15.00
CPA Well-Being Outcomes				
EPSDT Medical Visits	87%	100%	4	4.00
EPSDT Dental Visits	79%	67%	4	2.68
Academic Supports	82%	100%	3	3.00
Provider ECEM Visits	91%	67%	7	4.69
Provider General Contacts	90%	44%	7	3.08
Placements with Siblings	70%	100%	Not Scored	Not Scored
Placements within Legal County	15%	Not Eligible	Not Scored	Not Scored
Well-Being Sub-Total			25	17.45
*Performance calculation descriptions can be found in the FY 2019 RBWO PBP Measurements and Standards Guide.				
Monitoring & Outcomes: Possible Points = 75			Points Earned: 67.45	
Score Before Incentives Credit			89.93%	
Incentives Awarded			9.34 pts	
PBP Verification			-4.60 pts	
Total Score			94.67%	



DHS, DFCS, Office of Provider Management
Performance-Based Placement Measures
RBWO Provider GA+SCORECARD - CPA



Report Quarter: Q1 FY2021

Provider/Program Name: CHRIS 180 Inc. - DBA: Gateway Snellville (5166) - CPA				
# New Foster Homes During Quarter: 0	# Children in Care During Quarter: 3	# Placements During Quarter: 3	# Children in Care On Last Day: 3	
CPA Incentive Credits	Avg Performance All CPAs (%)	Provider Performance (%)*	Possible Points (Weight)	Provider Points Earned
Early EPSDT Medical Visits		100%	2	2.00
Early EPSDT Dental Visits		67%	2	1.34
Permanency Contacts		0%	5	0.00
Additional Academic Supports		100%	2	2.00
HS Grad/GED/Prof or Trade Certificate/College		N/A	10/5/5/1	
EYSS Agreement		Not Eligible	5	
Community Connections		0%	4	0.00
Foster Hm Retention Rate (threshold = 90)		100%	2	2.00
Foster Hm Recruitment (threshold = 100)		0%	2	0.00
Active Agency Accreditation		50%	4	2.00
Staff Clinical Licensure		0%	5	0.00
Incentives Total	5.25			9.34
Maximum total combined incentive credit allowed is 10 points.			Incentives Awarded	9.34
*Performance calculation descriptions can be found in the FY 2019 RBWO PBP Measurements and Standards Guide.				



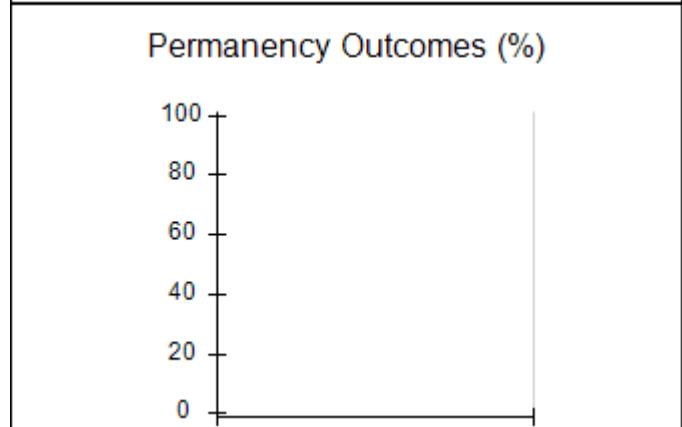
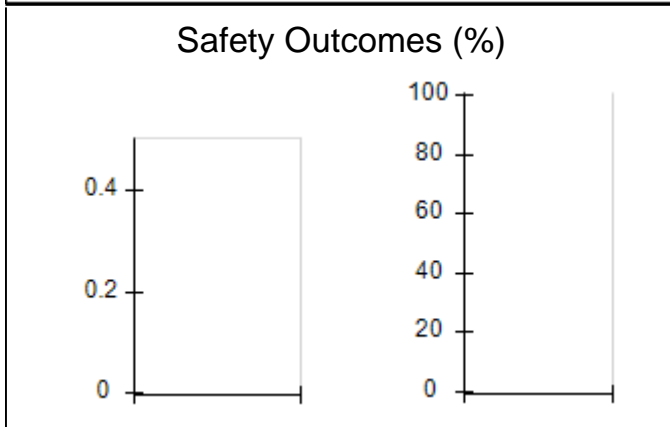
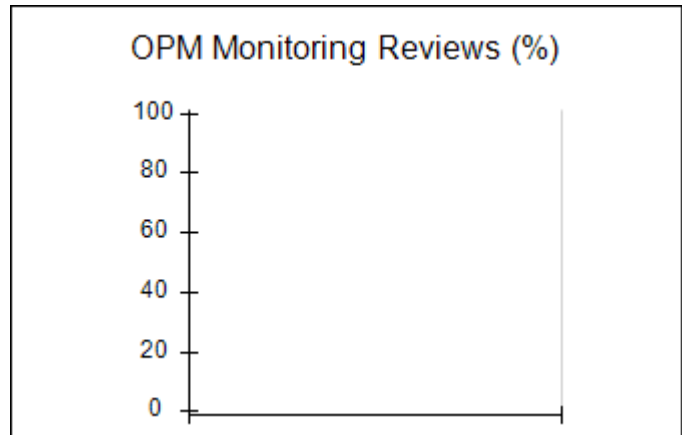
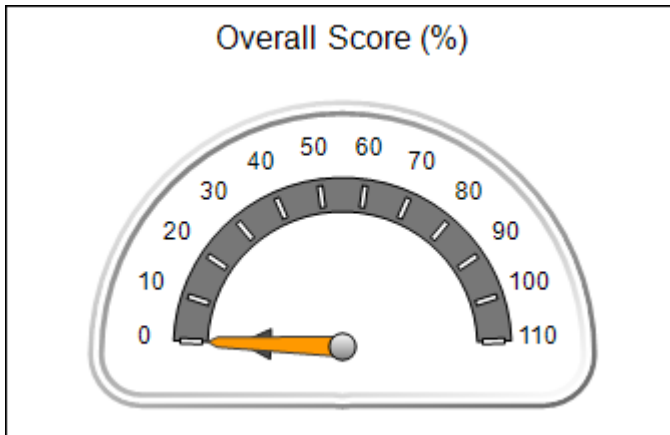
Child Protective Services Investigations and Dispositions	
The following investigations data, which is not used for scoring but is considered significant to a provider's performance, is from Georgia SHINES and is not considered final or complete until the end of the fiscal year.	
Total Reports:	0
Number Screened In:	0
Number Screened Out:	0
Number Substantiated:	0
Number Unsubstantiated:	0
Number Active CPS Investigations:	0



DHS, DFCS, Office of Provider Management
Performance-Based Placement Measures
RBWO Provider GA+SCORECARD - CPA
Report Quarter: Q1 FY2021



▼ — indicates average for all CPAs



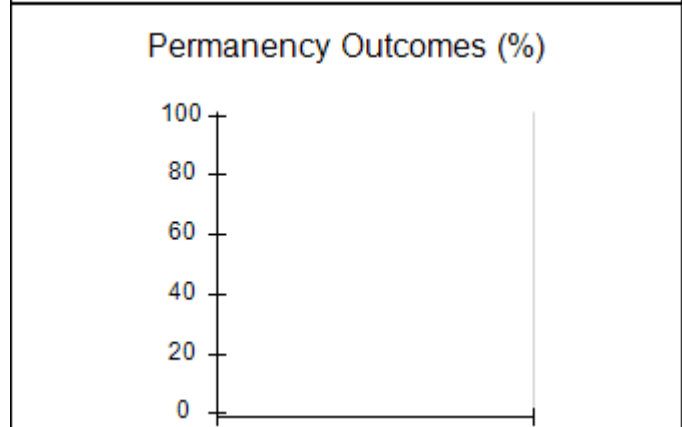
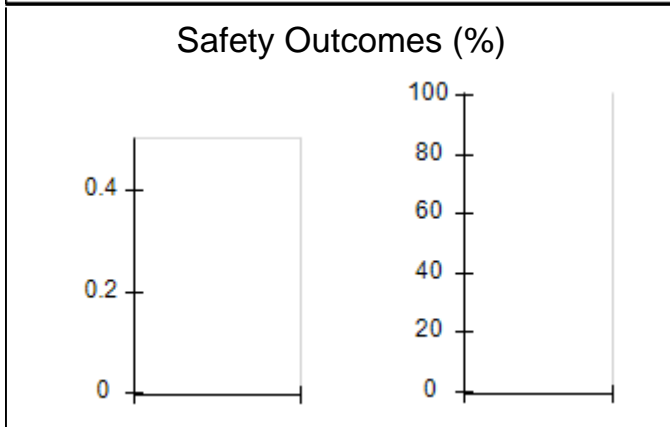
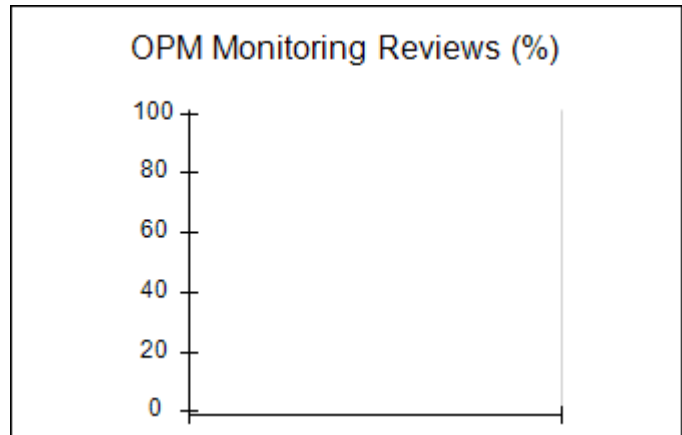
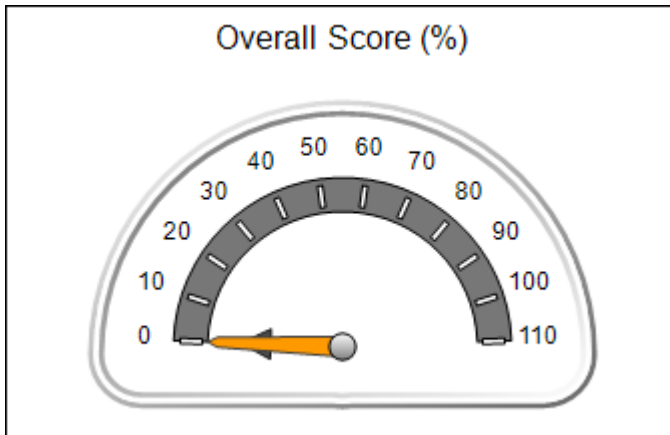




DHS, DFCS, Office of Provider Management
Performance-Based Placement Measures
RBWO Provider GA+SCORECARD - CPA
Report Quarter: Q1 FY2021



▼ — indicates average for all CPAs





Performance-Based Placement Measures RBWO Provider GA+SCORECARD - CPA

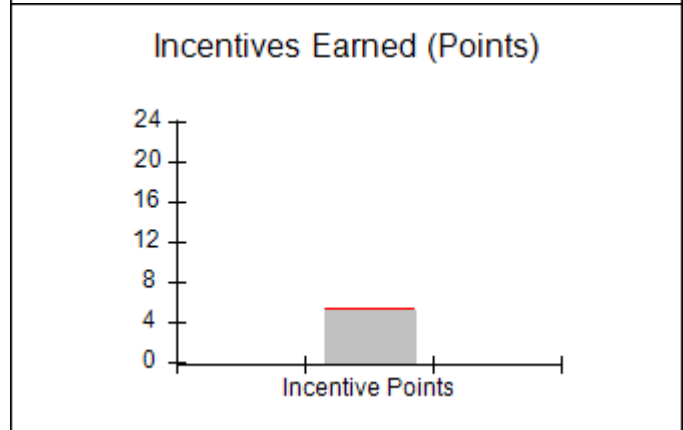
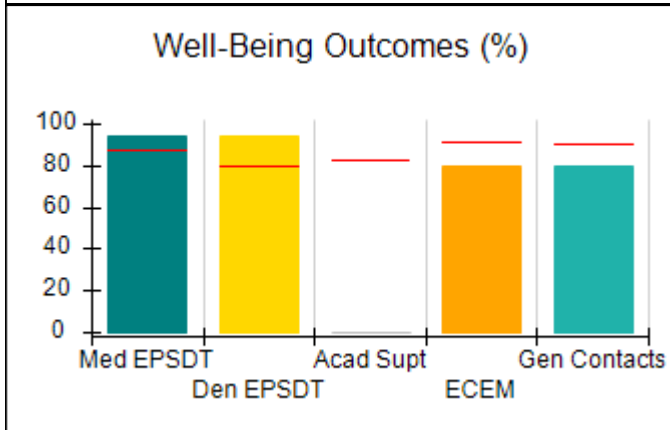
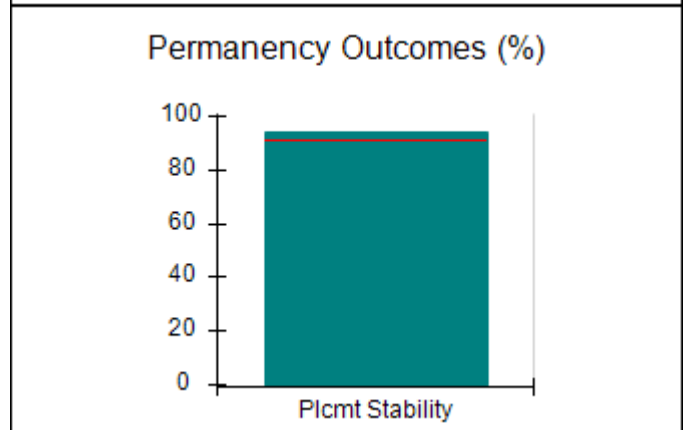
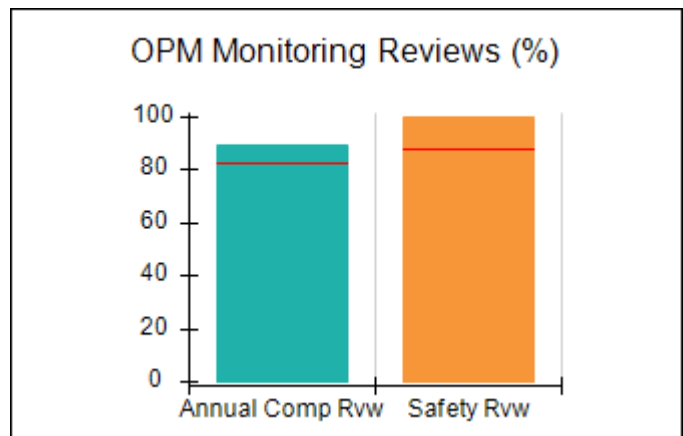
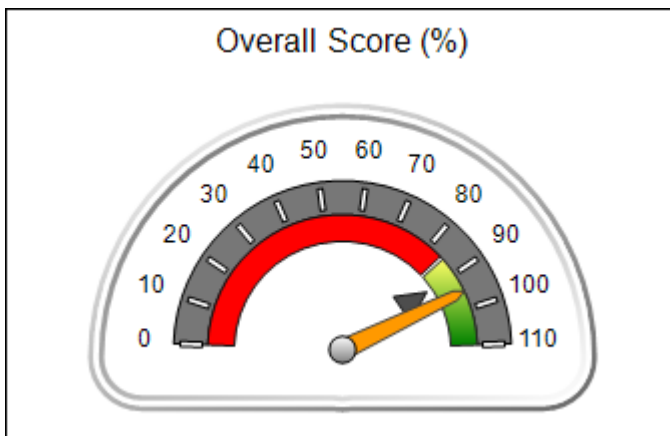
Report Quarter: Q1 FY2021

Provider/Program Name: Christian City, Inc., dba Christian City Children's Village (Crossroads) - (5345) - CPA

7501 Red Oak Rd., Union City, GA 30291	Quarterly Scores (Grades)		Current Quarter Score (Grade)
Phone: 770-336-6566	Q1: 95.26 (A)	Q2: (N/A)	95.26% (A)
Vendor ID# 160028	Q3: (N/A)	Q4: (N/A)	
# New Foster Homes During Quarter: 3	# Children in Care During Quarter: 18	# Placements During Quarter: 18	# Children in Care On Last Day: 14

Quarterly Provider Comparisons to All CPAs

▼ — indicates average for all CPAs





**Performance-Based Placement Measures
RBWO Provider GA+SCORECARD - CPA**

Report Quarter: Q1 FY2021

Provider/Program Name: Christian City, Inc., dba Christian City Children's Village (Crossroads) - (5345) - CPA				
7501 Red Oak Rd., Union City, GA 30291		Quarterly Scores (Grades)		Current Quarter Score (Grade)
Phone: 770-336-6566		Q1: 95.26 (A)	Q2: (N/A)	95.26% (A)
Vendor ID# 160028		Q3: (N/A)	Q4: (N/A)	
# New Foster Homes During Quarter: 3		# Children in Care During Quarter: 18	# Placements During Quarter: 18	# Children in Care On Last Day: 14
	Avg Performance All CPAs (%)	Provider Performance (%)*	Possible Points (Weight)	Provider Points Earned
OPM Monitoring Reviews				
Annual Comprehensive Reviews	83%	89%	25	22.28
Safety Reviews	87%	100%	15	15.00
Monitoring Sub-Total			40	37.28
CPA Safety Outcomes				
Incidence of Maltreatment	0.09%	No Substantiated Reports	10	10.00
Staff Training	93%	100%	5	5.00
Staff Safety Checks	81%	100%	5	5.00
Safety Sub-Total			20	20.00
CPA Permanency Outcomes				
Placement Stability	91%	94%	15	14.10
Permanency Sub-Total			15	14.10
CPA Well-Being Outcomes				
EPSDT Medical Visits	87%	94%	4	3.76
EPSDT Dental Visits	79%	94%	4	3.76
Academic Supports	82%	0%	3	0.00
Provider ECEM Visits	91%	80%	7	5.60
Provider General Contacts	90%	80%	7	5.60
Placements with Siblings	70%	100%	Not Scored	Not Scored
Placements within Legal County	15%	0%	Not Scored	Not Scored
Well-Being Sub-Total			25	18.72
*Performance calculation descriptions can be found in the FY 2019 RBWO PBP Measurements and Standards Guide.				
Monitoring & Outcomes: Possible Points = 100			Points Earned: 90.10	
Score Before Incentives Credit				90.10%
Incentives Awarded				5.16 pts
PBP Verification				0.00 pts
Total Score				95.26%



DHS, DFCS, Office of Provider Management
Performance-Based Placement Measures
RBWO Provider GA+SCORECARD - CPA



Report Quarter: Q1 FY2021

Provider/Program Name: Christian City, Inc., dba Christian City Children's Village (Crossroads) - (5345) - CPA

# New Foster Homes During Quarter: 3	# Children in Care During Quarter: 18	# Placements During Quarter: 18	# Children in Care On Last Day: 14
CPA Incentive Credits	Avg Performance All CPAs (%)	Provider Performance (%)*	Possible Points (Weight)
Early EPSDT Medical Visits		0%	2
Early EPSDT Dental Visits		83%	2
Permanency Contacts		None Planned	5
Additional Academic Supports		0%	2
HS Grad/GED/Prof or Trade Certificate/College		N/A	10/5/5/1
EYSS Agreement		Not Eligible	5
Community Connections		0%	4
Foster Hm Retention Rate (threshold = 90)		83%	2
Foster Hm Recruitment (threshold = 100)		100%	2
Active Agency Accreditation		0%	4
Staff Clinical Licensure		30%	5
Incentives Total	5.25		5.16
Maximum total combined incentive credit allowed is 10 points.			Incentives Awarded
			5.16

*Performance calculation descriptions can be found in the FY 2019 RBWO PBP Measurements and Standards Guide.

Child Protective Services Investigations and Dispositions	
The following investigations data, which is not used for scoring but is considered significant to a provider's performance, is from Georgia SHINES and is not considered final or complete until the end of the fiscal year.	
Total Reports:	0
Number Screened In:	0
Number Screened Out:	0
Number Substantiated:	0
Number Unsubstantiated:	0
Number Active CPS Investigations:	0



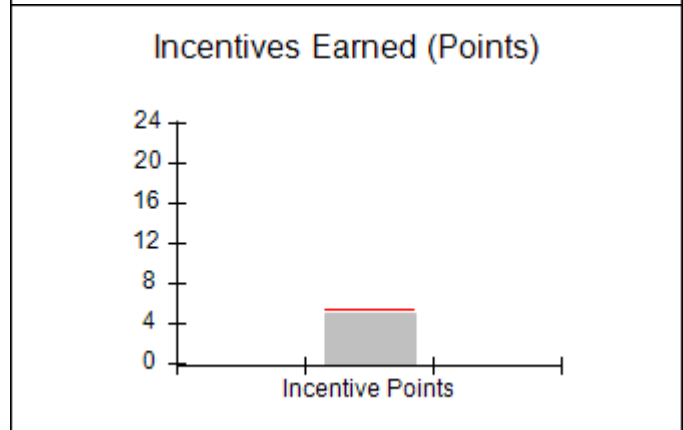
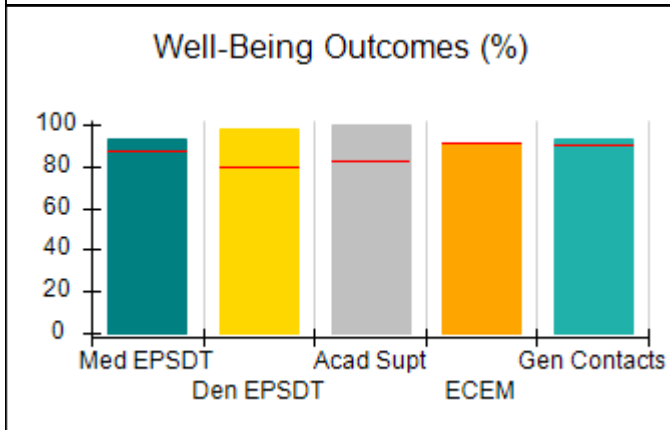
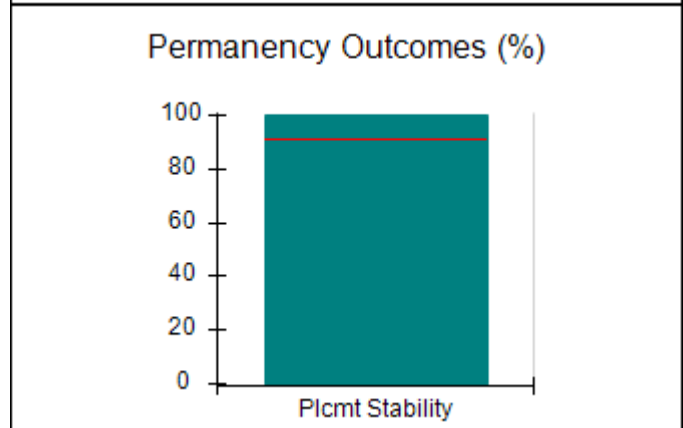
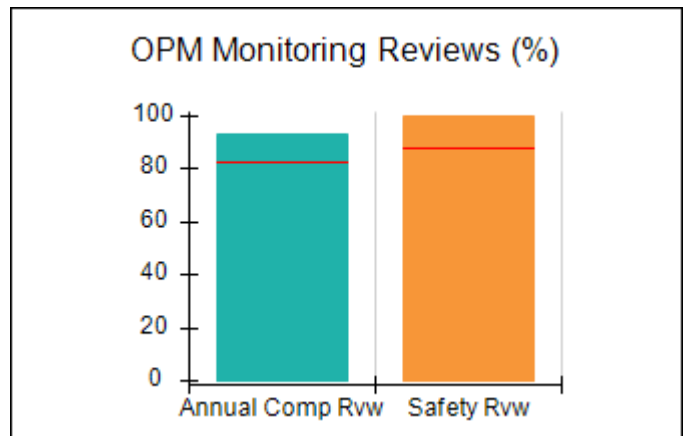
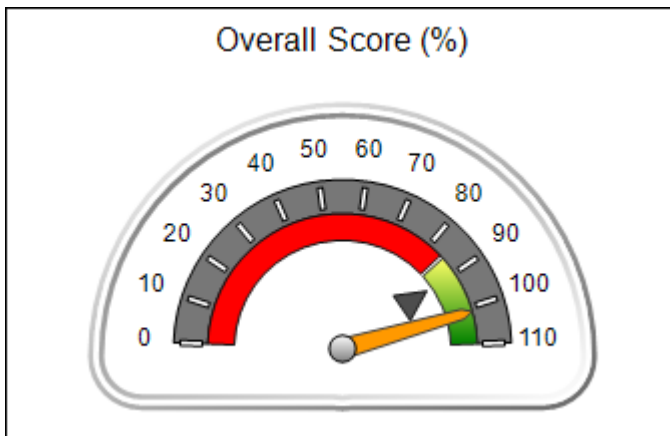
DHS, DFCS, Office of Provider Management
Performance-Based Placement Measures
RBWO Provider GA+SCORECARD - CPA



Report Quarter: Q1 FY2021

Provider/Program Name: Community Connections - (586) - CPA			
2300 West Park Place Blvd., Stone Mountain, GA 30087	Quarterly Scores (Grades)		Current Quarter Score (Grade)
Phone: 770-465-9644	Q1: 101.29 (A+)	Q2: (N/A)	101.29% (A+)
Vendor ID# 35292	Q3: (N/A)	Q4: (N/A)	
# New Foster Homes During Quarter: 0	# Children in Care During Quarter: 61	# Placements During Quarter: 61	# Children in Care On Last Day: 52
Quarterly Provider Comparisons to All CPAs			

▼ — indicates average for all CPAs





DHS, DFCS, Office of Provider Management
Performance-Based Placement Measures
RBWO Provider GA+SCORECARD - CPA



Report Quarter: Q1 FY2021

Provider/Program Name: Community Connections - (586) - CPA					
2300 West Park Place Blvd., Stone Mountain, GA 30087		Quarterly Scores (Grades)		Current Quarter Score (Grade)	
Phone: 770-465-9644		Q1: 101.29 (A+)	Q2: (N/A)	101.29% (A+)	
Vendor ID# 35292		Q3: (N/A)	Q4: (N/A)		
# New Foster Homes During Quarter: 0		# Children in Care During Quarter: 61	# Placements During Quarter: 61	# Children in Care On Last Day: 52	
		Avg Performance All CPAs (%)	Provider Performance (%)*	Possible Points (Weight)	Provider Points Earned
OPM Monitoring Reviews					
Annual Comprehensive Reviews		83%	93%	25	23.30
Safety Reviews		87%	100%	15	15.00
Monitoring Sub-Total				40	38.30
CPA Safety Outcomes					
Incidence of Maltreatment		0.09%	No Substantiated Reports	10	10.00
Staff Training		93%	100%	5	5.00
Staff Safety Checks		81%	100%	5	5.00
Safety Sub-Total				20	20.00
CPA Permanency Outcomes					
Placement Stability		91%	100%	15	15.00
Permanency Sub-Total				15	15.00
CPA Well-Being Outcomes					
EPSDT Medical Visits		87%	93%	4	3.72
EPSDT Dental Visits		79%	98%	4	3.92
Academic Supports		82%	100%	3	3.00
Provider ECEM Visits		91%	91%	7	6.37
Provider General Contacts		90%	93%	7	6.51
Placements with Siblings		70%	76%	Not Scored	Not Scored
Placements within Legal County		15%	0%	Not Scored	Not Scored
Well-Being Sub-Total				25	23.52
*Performance calculation descriptions can be found in the FY 2019 RBWO PBP Measurements and Standards Guide.					
Monitoring & Outcomes: Possible Points = 100			Points Earned: 96.82		
			Score Before Incentives Credit	96.82%	
			Incentives Awarded	5.00 pts	
			PBP Verification	-0.53 pts	
			Total Score	101.29%	



DHS, DFCS, Office of Provider Management
Performance-Based Placement Measures
RBWO Provider GA+SCORECARD - CPA



Report Quarter: Q1 FY2021

Provider/Program Name: Community Connections - (586) - CPA				
# New Foster Homes During Quarter: 0	# Children in Care During Quarter: 61	# Placements During Quarter: 61	# Children in Care On Last Day: 52	
CPA Incentive Credits	Avg Performance All CPAs (%)	Provider Performance (%)*	Possible Points (Weight)	Provider Points Earned
Early EPSDT Medical Visits		90%	2	1.80
Early EPSDT Dental Visits		85%	2	1.70
Permanency Contacts		None Planned	5	
Additional Academic Supports		0%	2	0.00
HS Grad/GED/Prof or Trade Certificate/College		N/A	10/5/5/1	
EYSS Agreement		Not Eligible	5	
Community Connections		0%	4	0.00
Foster Hm Retention Rate (threshold = 90)		89%	2	0.00
Foster Hm Recruitment (threshold = 100)		0%	2	0.00
Active Agency Accreditation		0%	4	0.00
Staff Clinical Licensure		30%	5	1.50
Incentives Total	5.25			5.00
Maximum total combined incentive credit allowed is 10 points.			Incentives Awarded	5.00
*Performance calculation descriptions can be found in the FY 2019 RBWO PBP Measurements and Standards Guide.				

Child Protective Services Investigations and Dispositions	
The following investigations data, which is not used for scoring but is considered significant to a provider's performance, is from Georgia SHINES and is not considered final or complete until the end of the fiscal year.	
Total Reports:	0
Number Screened In:	0
Number Screened Out:	0
Number Substantiated:	0
Number Unsubstantiated:	0
Number Active CPS Investigations:	0



DHS, DFCS, Office of Provider Management
Performance-Based Placement Measures
RBWO Provider GA+SCORECARD - CPA

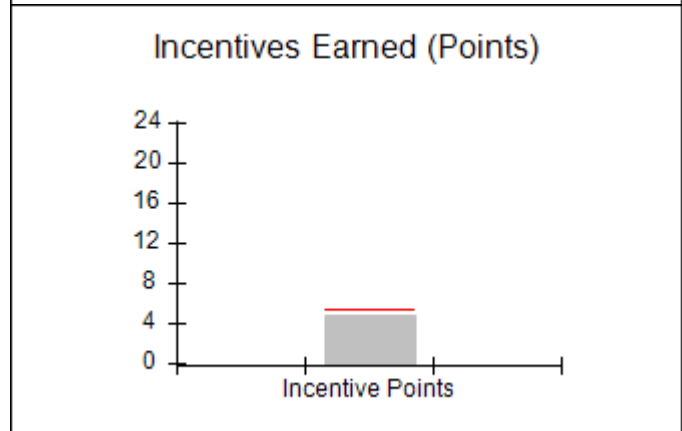
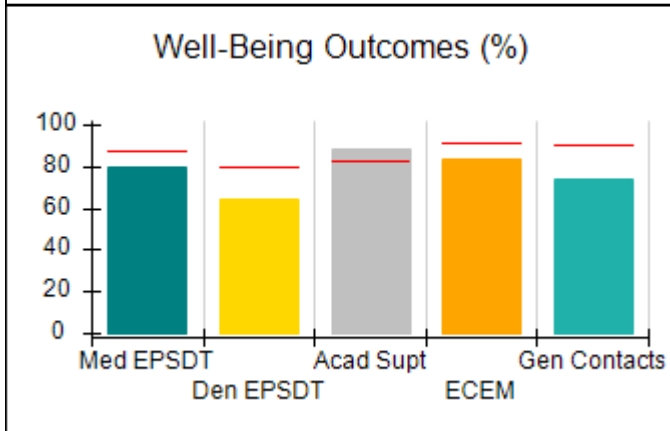
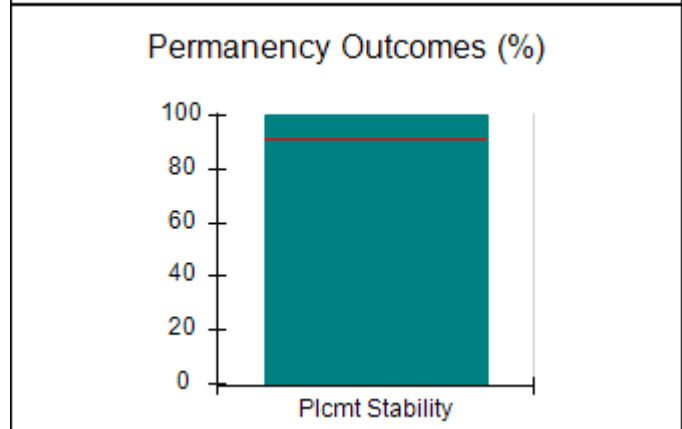
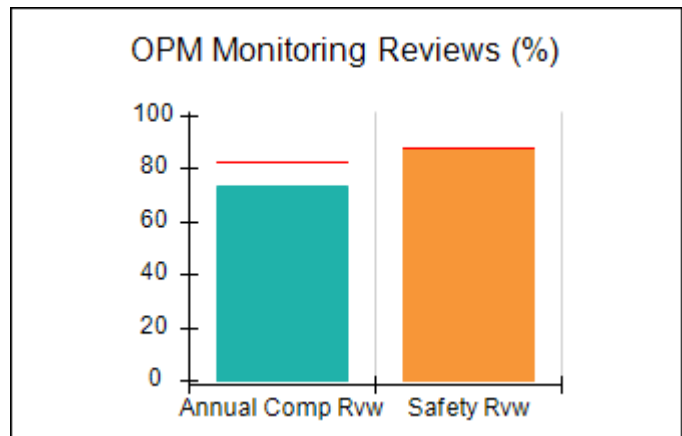
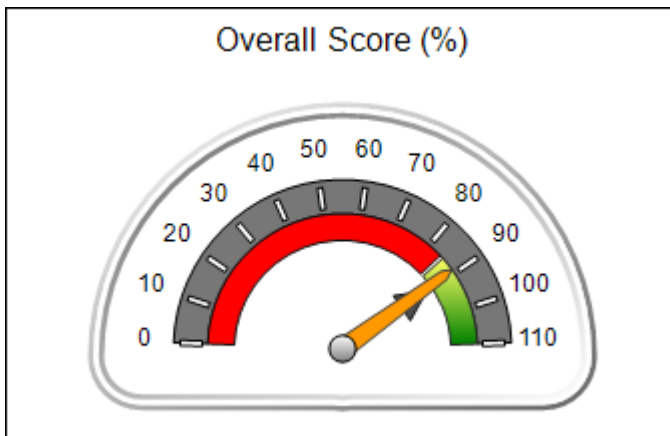


Report Quarter: Q1 FY2021

Provider/Program Name: Creative Community Services - (612) - CPA			
1650 Oak Brook Drive, Norcross, GA 30093	Quarterly Scores (Grades)		Current Quarter Score (Grade)
Phone: 770-469-6226	Q1: 88.87 (B+)	Q2: (N/A)	88.87% (B+)
Vendor ID# 35296	Q3: (N/A)	Q4: (N/A)	
# New Foster Homes During Quarter: 5	# Children in Care During Quarter: 53	# Placements During Quarter: 53	# Children in Care On Last Day: 48

Quarterly Provider Comparisons to All CPAs

▼ — indicates average for all CPAs





DHS, DFCS, Office of Provider Management
Performance-Based Placement Measures
RBWO Provider GA+SCORECARD - CPA



Report Quarter: Q1 FY2021

Provider/Program Name: Creative Community Services - (612) - CPA				
1650 Oak Brook Drive, Norcross, GA 30093		Quarterly Scores (Grades)		Current Quarter Score (Grade)
Phone: 770-469-6226		Q1: 88.87 (B+)	Q2: (N/A)	88.87% (B+)
Vendor ID# 35296		Q3: (N/A)	Q4: (N/A)	
# New Foster Homes During Quarter: 5	# Children in Care During Quarter: 53	# Placements During Quarter: 53	# Children in Care On Last Day: 48	
	Avg Performance All CPAs (%)	Provider Performance (%)*	Possible Points (Weight)	Provider Points Earned
OPM Monitoring Reviews				
Annual Comprehensive Reviews	83%	73%	25	18.36
Safety Reviews	87%	88%	15	13.13
Monitoring Sub-Total			40	31.49
CPA Safety Outcomes				
Incidence of Maltreatment	0.09%	No Substantiated Reports	10	10.00
Staff Training	93%	75%	5	3.75
Staff Safety Checks	81%	88%	5	4.40
Safety Sub-Total			20	18.15
CPA Permanency Outcomes				
Placement Stability	91%	100%	15	15.00
Permanency Sub-Total			15	15.00
CPA Well-Being Outcomes				
EPSDT Medical Visits	87%	80%	4	3.20
EPSDT Dental Visits	79%	64%	4	2.56
Academic Supports	82%	88%	3	2.64
Provider ECEM Visits	91%	83%	7	5.81
Provider General Contacts	90%	74%	7	5.18
Placements with Siblings	70%	57%	Not Scored	Not Scored
Placements within Legal County	15%	0%	Not Scored	Not Scored
Well-Being Sub-Total			25	19.39
*Performance calculation descriptions can be found in the FY 2019 RBWO PBP Measurements and Standards Guide.				
Monitoring & Outcomes: Possible Points = 100			Points Earned: 84.03	
Score Before Incentives Credit				84.03%
Incentives Awarded				4.84 pts
PBP Verification				N/A pts
Total Score				88.87%



DHS, DFCS, Office of Provider Management
Performance-Based Placement Measures
RBWO Provider GA+SCORECARD - CPA



Report Quarter: Q1 FY2021

Provider/Program Name: Creative Community Services - (612) - CPA				
# New Foster Homes During Quarter: 5	# Children in Care During Quarter: 53	# Placements During Quarter: 53	# Children in Care On Last Day: 48	
CPA Incentive Credits	Avg Performance All CPAs (%)	Provider Performance (%)*	Possible Points (Weight)	Provider Points Earned
Early EPSDT Medical Visits		11%	2	0.22
Early EPSDT Dental Visits		29%	2	0.58
Permanency Contacts		0%	5	0.00
Additional Academic Supports		2%	2	0.04
HS Grad/GED/Prof or Trade Certificate/College		N/A	10/5/5/1	
EYSS Agreement		0%	5	0.00
Community Connections		0%	4	0.00
Foster Hm Retention Rate (threshold = 90)		77%	2	0.00
Foster Hm Recruitment (threshold = 100)		100%	2	2.00
Active Agency Accreditation		50%	4	2.00
Staff Clinical Licensure		0%	5	0.00
Incentives Total	5.25			4.84
Maximum total combined incentive credit allowed is 10 points.			Incentives Awarded	4.84
*Performance calculation descriptions can be found in the FY 2019 RBWO PBP Measurements and Standards Guide.				

Child Protective Services Investigations and Dispositions		
The following investigations data, which is not used for scoring but is considered significant to a provider's performance, is from Georgia SHINES and is not considered final or complete until the end of the fiscal year.		
Total Reports:	1	
Number Screened In:	0	
Number Screened Out:	1	
Number Substantiated:	0	
Number Unsubstantiated:	0	
Number Active CPS Investigations:	0	



Performance-Based Placement Measures RBWO Provider GA+SCORECARD - CPA

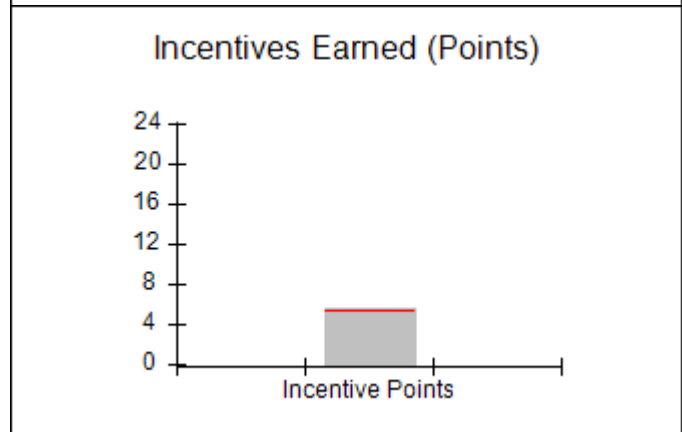
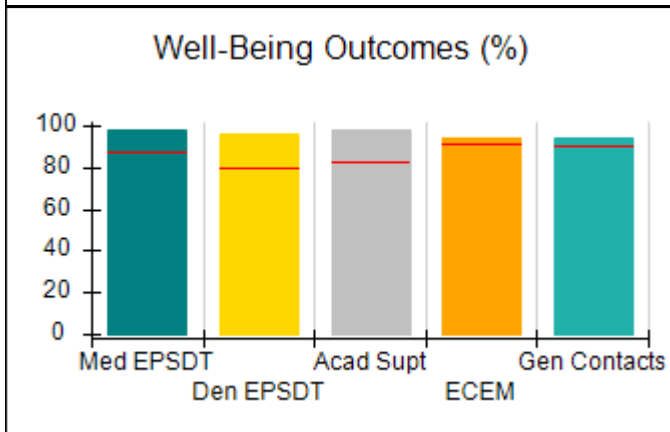
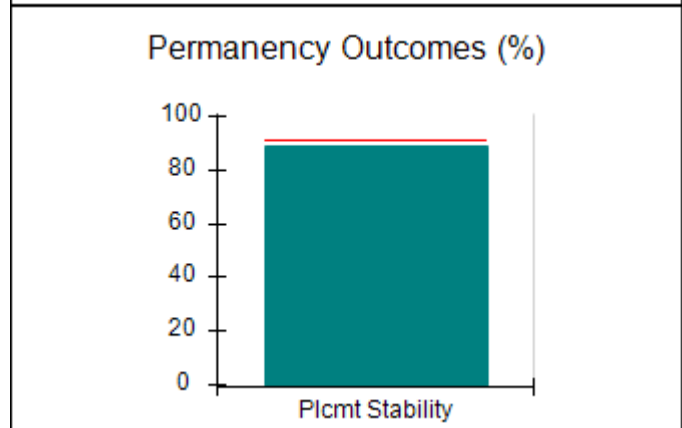
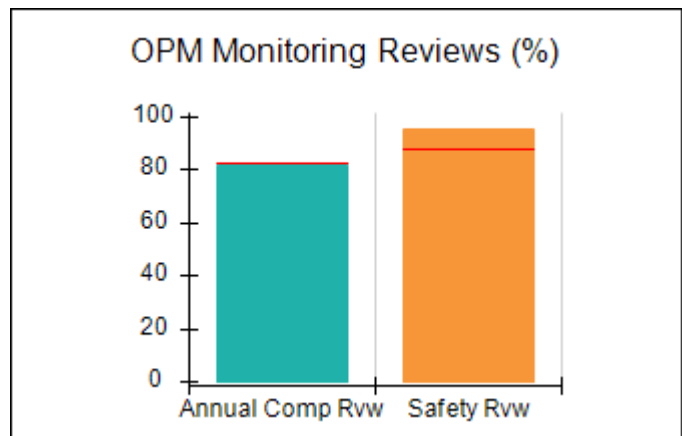
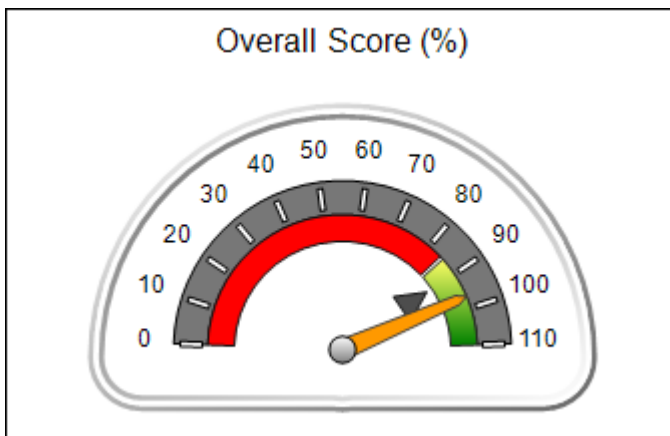
Report Quarter: Q1 FY2021

Provider/Program Name: Devereux GA Treatment Network - Specialty Foster Care (621) - CPA

1291 Stanley Rd., Kennesaw, GA 30512	Quarterly Scores (Grades)		Current Quarter Score (Grade)
Phone: 770-738-2618	Q1: 96.73 (A)	Q2: (N/A)	96.73% (A)
Vendor ID# 35305	Q3: (N/A)	Q4: (N/A)	
# New Foster Homes During Quarter: 0	# Children in Care During Quarter: 53	# Placements During Quarter: 55	# Children in Care On Last Day: 47

Quarterly Provider Comparisons to All CPAs

▼ — indicates average for all CPAs





DHS, DFCS, Office of Provider Management
Performance-Based Placement Measures
RBWO Provider GA+SCORECARD - CPA



Report Quarter: Q1 FY2021

Provider/Program Name: Devereux GA Treatment Network - Specialty Foster Care (621) - CPA

1291 Stanley Rd., Kennesaw, GA 30512	Quarterly Scores (Grades)		Current Quarter Score (Grade)
Phone: 770-738-2618	Q1: 96.73 (A)	Q2: (N/A)	96.73% (A)
Vendor ID# 35305	Q3: (N/A)	Q4: (N/A)	

# New Foster Homes During Quarter: 0	# Children in Care During Quarter: 53	# Placements During Quarter: 55	# Children in Care On Last Day: 47
--------------------------------------	---------------------------------------	---------------------------------	------------------------------------

	Avg Performance All CPAs (%)	Provider Performance (%)*	Possible Points (Weight)	Provider Points Earned
--	------------------------------	---------------------------	--------------------------	------------------------

OPM Monitoring Reviews

Annual Comprehensive Reviews	83%	81%	25	20.37
Safety Reviews	87%	95%	15	14.25
Monitoring Sub-Total			40	34.62

CPA Safety Outcomes

Incidence of Maltreatment	0.09%	No Substantiated Reports	10	10.00
Staff Training	93%	100%	5	5.00
Staff Safety Checks	81%	88%	5	4.40
Safety Sub-Total			20	19.40

CPA Permanency Outcomes

Placement Stability	91%	89%	15	13.35
Permanency Sub-Total			15	13.35

CPA Well-Being Outcomes

EPSDT Medical Visits	87%	98%	4	3.92
EPSDT Dental Visits	79%	96%	4	3.84
Academic Supports	82%	98%	3	2.94
Provider ECEM Visits	91%	94%	7	6.58
Provider General Contacts	90%	94%	7	6.58
Placements with Siblings	70%	79%	Not Scored	Not Scored
Placements within Legal County	15%	0%	Not Scored	Not Scored
Well-Being Sub-Total			25	23.86

*Performance calculation descriptions can be found in the FY 2019 RBWO PBP Measurements and Standards Guide.

Monitoring & Outcomes: Possible Points = 100	Points Earned: 91.23
Score Before Incentives Credit	91.23%
Incentives Awarded	5.50 pts
PBP Verification	N/A pts
Total Score	96.73%



DHS, DFCS, Office of Provider Management
Performance-Based Placement Measures
RBWO Provider GA+SCORECARD - CPA



Report Quarter: Q1 FY2021

Provider/Program Name: Devereux GA Treatment Network - Specialty Foster Care (621) - CPA

# New Foster Homes During Quarter: 0		# Children in Care During Quarter: 53	# Placements During Quarter: 55	# Children in Care On Last Day: 47
CPA Incentive Credits	Avg Performance All CPAs (%)	Provider Performance (%)*	Possible Points (Weight)	Provider Points Earned
Early EPSDT Medical Visits		88%	2	1.76
Early EPSDT Dental Visits		85%	2	1.70
Permanency Contacts		0%	5	0.00
Additional Academic Supports		2%	2	0.04
HS Grad/GED/Prof or Trade Certificate/College		N/A	10/5/5/1	
EYSS Agreement		Not Eligible	5	
Community Connections		0%	4	0.00
Foster Hm Retention Rate (threshold = 90)		67%	2	0.00
Foster Hm Recruitment (threshold = 100)		0%	2	0.00
Active Agency Accreditation		50%	4	2.00
Staff Clinical Licensure		0%	5	0.00
Incentives Total	5.25			5.50
Maximum total combined incentive credit allowed is 10 points.			Incentives Awarded	5.50

*Performance calculation descriptions can be found in the FY 2019 RBWO PBP Measurements and Standards Guide.

Child Protective Services Investigations and Dispositions	
<p>The following investigations data, which is not used for scoring but is considered significant to a provider's performance, is from Georgia SHINES and is not considered final or complete until the end of the fiscal year.</p>	
Total Reports:	1
Number Screened In:	0
Number Screened Out:	1
Number Substantiated:	0
Number Unsubstantiated:	1
Number Active CPS Investigations:	-1



Performance-Based Placement Measures RBWO Provider GA+SCORECARD - CPA

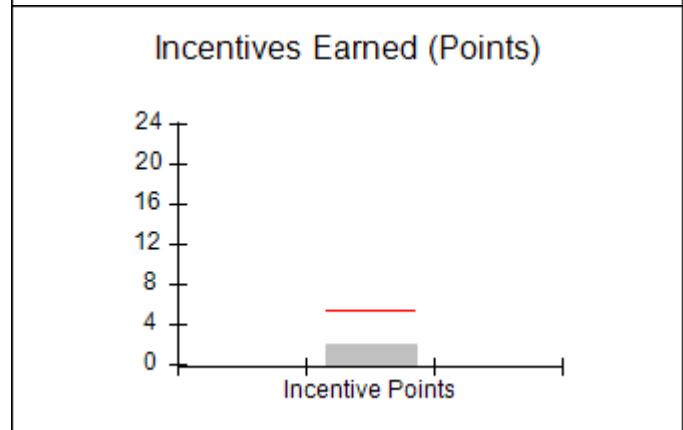
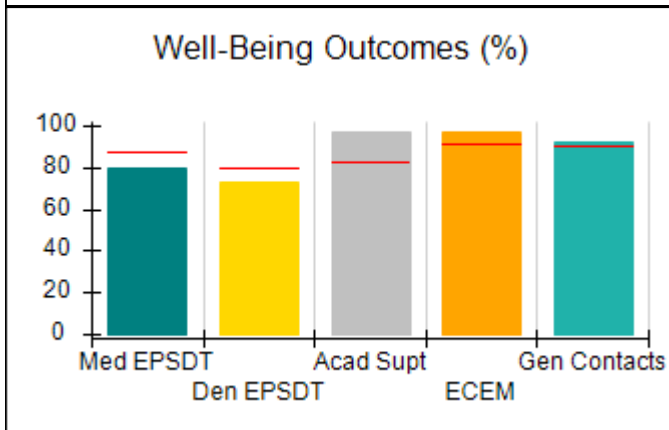
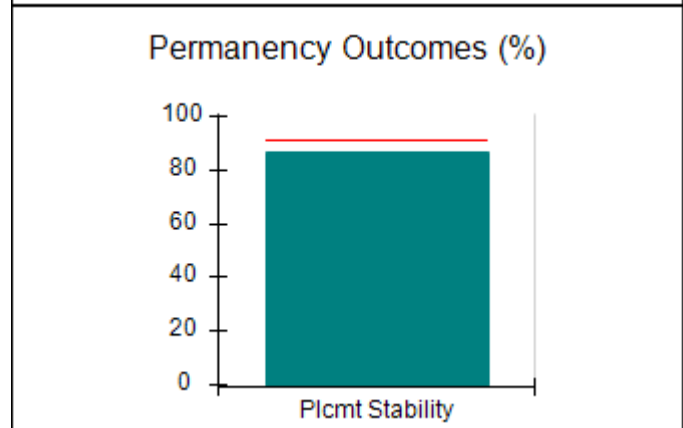
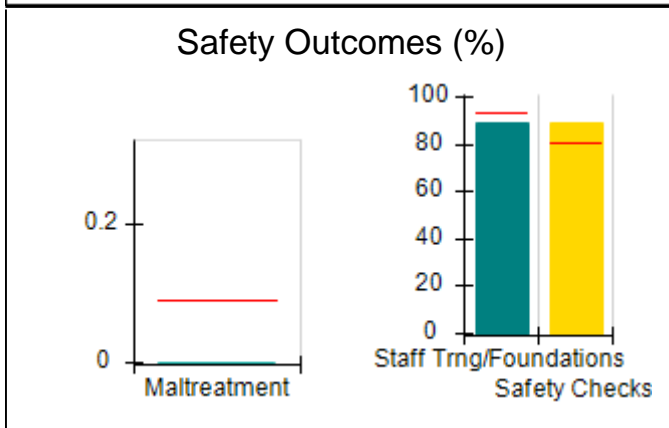
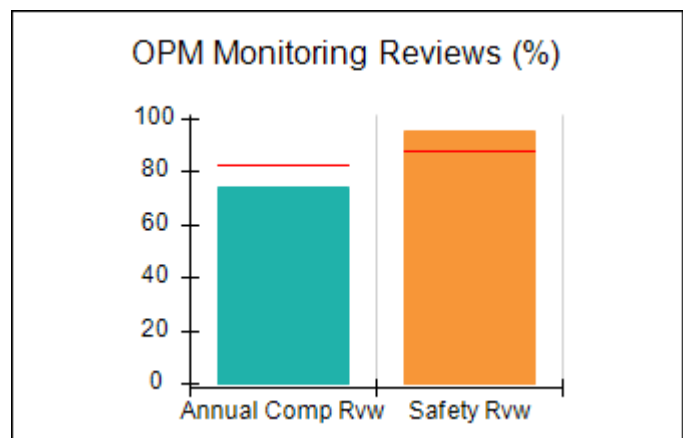
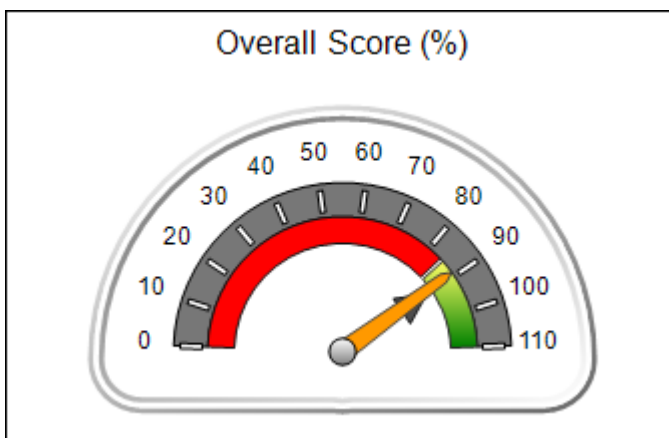
Report Quarter: Q1 FY2021

Provider/Program Name: Elks Aidmore Children's Center - Child Placing Agency (5120) - CPA

2394 Morrison Road, Conyers, GA 30094	Quarterly Scores (Grades)		Current Quarter Score (Grade)
Phone: 770-483-3535	Q1: 88.77 (B+)	Q2: (N/A)	88.77% (B+)
Vendor ID# 108643	Q3: (N/A)	Q4: (N/A)	
# New Foster Homes During Quarter: 1	# Children in Care During Quarter: 94	# Placements During Quarter: 106	# Children in Care On Last Day: 67

Quarterly Provider Comparisons to All CPAs

▼ — indicates average for all CPAs





DHS, DFCS, Office of Provider Management
Performance-Based Placement Measures
RBWO Provider GA+SCORECARD - CPA



Report Quarter: Q1 FY2021

Provider/Program Name: Elks Aidmore Children's Center - Child Placing Agency (5120) - CPA				
2394 Morrison Road, Conyers, GA 30094		Quarterly Scores (Grades)		Current Quarter Score (Grade)
Phone: 770-483-3535		Q1: 88.77 (B+)	Q2: (N/A)	88.77% (B+)
Vendor ID# 108643		Q3: (N/A)	Q4: (N/A)	
# New Foster Homes During Quarter: 1	# Children in Care During Quarter: 94	# Placements During Quarter: 106	# Children in Care On Last Day: 67	
	Avg Performance All CPAs (%)	Provider Performance (%)*	Possible Points (Weight)	Provider Points Earned
OPM Monitoring Reviews				
Annual Comprehensive Reviews	83%	74%	25	18.47
Safety Reviews	87%	95%	15	14.25
Monitoring Sub-Total			40	32.72
CPA Safety Outcomes				
Incidence of Maltreatment	0.09%	No Substantiated Reports	10	10.00
Staff Training	93%	89%	5	4.45
Staff Safety Checks	81%	89%	5	4.45
Safety Sub-Total			20	18.90
CPA Permanency Outcomes				
Placement Stability	91%	87%	15	13.05
Permanency Sub-Total			15	13.05
CPA Well-Being Outcomes				
EPSDT Medical Visits	87%	80%	4	3.20
EPSDT Dental Visits	79%	73%	4	2.92
Academic Supports	82%	97%	3	2.91
Provider ECEM Visits	91%	97%	7	6.79
Provider General Contacts	90%	92%	7	6.44
Placements with Siblings	70%	41%	Not Scored	Not Scored
Placements within Legal County	15%	0%	Not Scored	Not Scored
Well-Being Sub-Total			25	22.26
*Performance calculation descriptions can be found in the FY 2019 RBWO PBP Measurements and Standards Guide.				
Monitoring & Outcomes: Possible Points = 100			Points Earned: 86.93	
			Score Before Incentives Credit	86.93%
			Incentives Awarded	1.84 pts
			PBP Verification	N/A pts
			Total Score	88.77%



DHS, DFCS, Office of Provider Management
Performance-Based Placement Measures
RBWO Provider GA+SCORECARD - CPA



Report Quarter: Q1 FY2021

Provider/Program Name: Elks Aidmore Children's Center - Child Placing Agency (5120) - CPA

# New Foster Homes During Quarter: 1		# Children in Care During Quarter: 94	# Placements During Quarter: 106	# Children in Care On Last Day: 67
CPA Incentive Credits	Avg Performance All CPAs (%)	Provider Performance (%)*	Possible Points (Weight)	Provider Points Earned
Early EPSDT Medical Visits		29%	2	0.58
Early EPSDT Dental Visits		27%	2	0.54
Permanency Contacts		0%	5	0.00
Additional Academic Supports		11%	2	0.22
HS Grad/GED/Prof or Trade Certificate/College		N/A	10/5/5/1	
EYSS Agreement		Not Eligible	5	
Community Connections		0%	4	0.00
Foster Hm Retention Rate (threshold = 90)		81%	2	0.00
Foster Hm Recruitment (threshold = 100)		0%	2	0.00
Active Agency Accreditation		0%	4	0.00
Staff Clinical Licensure		10%	5	0.50
Incentives Total	5.25			1.84
Maximum total combined incentive credit allowed is 10 points.			Incentives Awarded	1.84

*Performance calculation descriptions can be found in the FY 2019 RBWO PBP Measurements and Standards Guide.

Child Protective Services Investigations and Dispositions	
The following investigations data, which is not used for scoring but is considered significant to a provider's performance, is from Georgia SHINES and is not considered final or complete until the end of the fiscal year.	
Total Reports:	2
Number Screened In:	1
Number Screened Out:	1
Number Substantiated:	0
Number Unsubstantiated:	1
Number Active CPS Investigations:	0



DHS, DFCS, Office of Provider Management
Performance-Based Placement Measures
RBWO Provider GA+SCORECARD - CPA

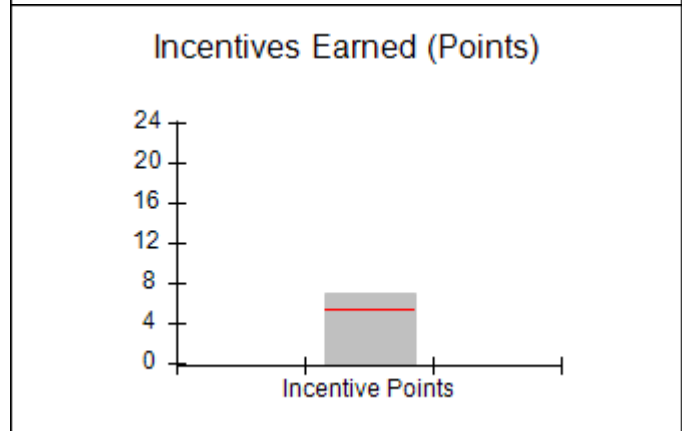
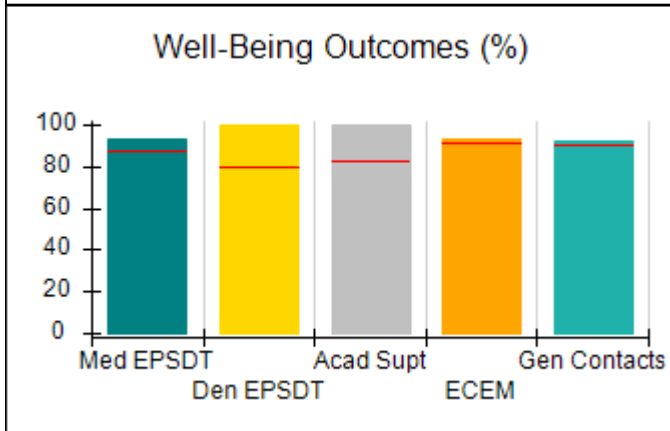
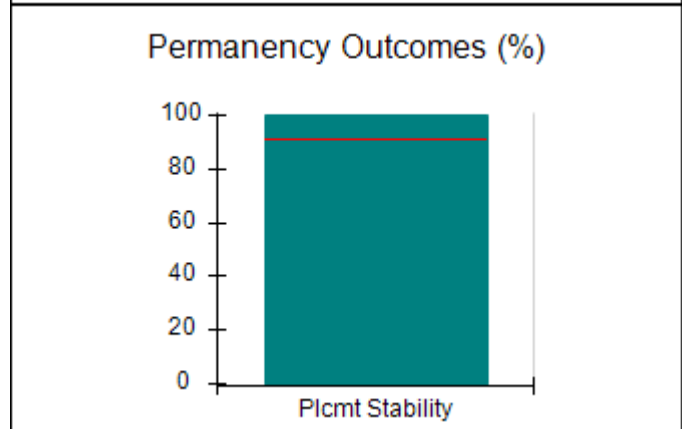
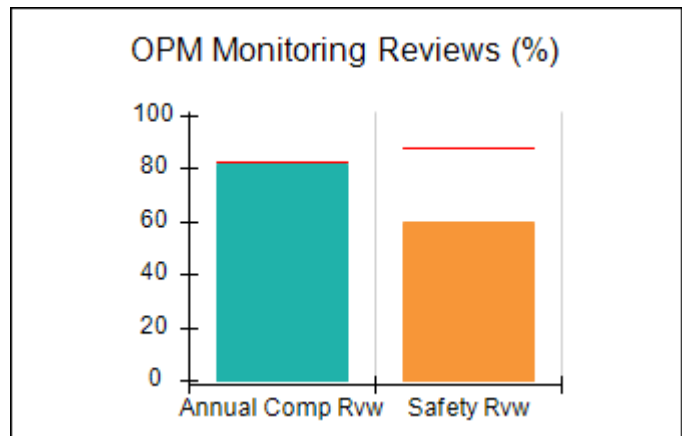
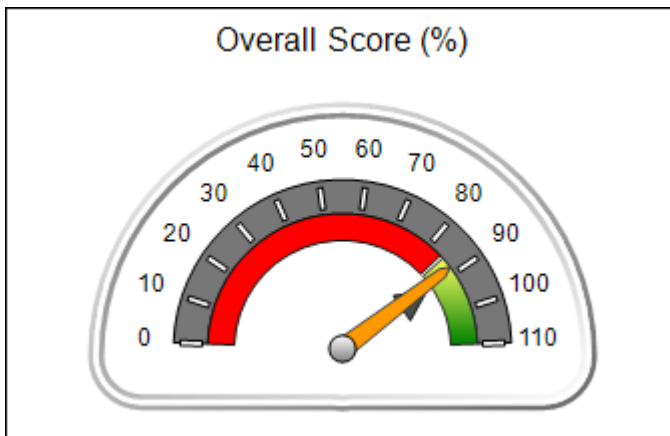


Report Quarter: Q1 FY2021

Provider/Program Name: Elks Aidmore Children's Center - Dalton (5311) - CPA			
105 North Pentz Street, Dalton, GA 30720	Quarterly Scores (Grades)		Current Quarter Score (Grade)
Phone: 770-483-3535	Q1: 88.05 (B+)	Q2: (N/A)	88.05% (B+)
Vendor ID# 4574	Q3: (N/A)	Q4: (N/A)	
# New Foster Homes During Quarter: 1	# Children in Care During Quarter: 23	# Placements During Quarter: 23	# Children in Care On Last Day: 13

Quarterly Provider Comparisons to All CPAs

▼ — indicates average for all CPAs





DHS, DFCS, Office of Provider Management
Performance-Based Placement Measures
RBWO Provider GA+SCORECARD - CPA



Report Quarter: Q1 FY2021

Provider/Program Name: Elks Aidmore Children's Center - Dalton (5311) - CPA				
105 North Pentz Street, Dalton, GA 30720		Quarterly Scores (Grades)		Current Quarter Score (Grade)
Phone: 770-483-3535		Q1: 88.05 (B+)	Q2: (N/A)	88.05% (B+)
Vendor ID# 4574		Q3: (N/A)	Q4: (N/A)	
# New Foster Homes During Quarter: 1	# Children in Care During Quarter: 23	# Placements During Quarter: 23	# Children in Care On Last Day: 13	
	Avg Performance All CPAs (%)	Provider Performance (%)*	Possible Points (Weight)	Provider Points Earned
OPM Monitoring Reviews				
Annual Comprehensive Reviews	83%	81%	25	20.35
Safety Reviews	87%	60%	15	9.00
Monitoring Sub-Total			40	29.35
CPA Safety Outcomes				
Incidence of Maltreatment	0.09%	No Substantiated Reports	10	10.00
Staff Training	93%	100%	5	5.00
Staff Safety Checks	81%	75%	5	3.75
Safety Sub-Total			20	18.75
CPA Permanency Outcomes				
Placement Stability	91%	100%	15	15.00
Permanency Sub-Total			15	15.00
CPA Well-Being Outcomes				
EPSDT Medical Visits	87%	93%	4	3.72
EPSDT Dental Visits	79%	100%	4	4.00
Academic Supports	82%	100%	3	3.00
Provider ECEM Visits	91%	93%	7	6.51
Provider General Contacts	90%	92%	7	6.44
Placements with Siblings	70%	56%	Not Scored	Not Scored
Placements within Legal County	15%	0%	Not Scored	Not Scored
Well-Being Sub-Total			25	23.67
*Performance calculation descriptions can be found in the FY 2019 RBWO PBP Measurements and Standards Guide.				
Monitoring & Outcomes: Possible Points = 100			Points Earned: 86.77	
			Score Before Incentives Credit	86.77%
			Incentives Awarded	7.00 pts
			PBP Verification	-5.72 pts
			Total Score	88.05%



DHS, DFCS, Office of Provider Management
Performance-Based Placement Measures
RBWO Provider GA+SCORECARD - CPA



Report Quarter: Q1 FY2021

Provider/Program Name: Elks Aidmore Children's Center - Dalton (5311) - CPA				
# New Foster Homes During Quarter: 1	# Children in Care During Quarter: 23	# Placements During Quarter: 23	# Children in Care On Last Day: 13	
CPA Incentive Credits	Avg Performance All CPAs (%)	Provider Performance (%)*	Possible Points (Weight)	Provider Points Earned
Early EPSDT Medical Visits		50%	2	1.00
Early EPSDT Dental Visits		67%	2	1.34
Permanency Contacts		0%	5	0.00
Additional Academic Supports		8%	2	0.16
HS Grad/GED/Prof or Trade Certificate/College		N/A	10/5/5/1	
EYSS Agreement		Not Eligible	5	
Community Connections		0%	4	0.00
Foster Hm Retention Rate (threshold = 90)		100%	2	2.00
Foster Hm Recruitment (threshold = 100)		100%	2	2.00
Active Agency Accreditation		0%	4	0.00
Staff Clinical Licensure		10%	5	0.50
Incentives Total	5.25			7.00
Maximum total combined incentive credit allowed is 10 points.			Incentives Awarded	7.00
*Performance calculation descriptions can be found in the FY 2019 RBWO PBP Measurements and Standards Guide.				

Child Protective Services Investigations and Dispositions	
The following investigations data, which is not used for scoring but is considered significant to a provider's performance, is from Georgia SHINES and is not considered final or complete until the end of the fiscal year.	
Total Reports:	0
Number Screened In:	0
Number Screened Out:	0
Number Substantiated:	0
Number Unsubstantiated:	1
Number Active CPS Investigations:	-1



DHS, DFCS, Office of Provider Management
Performance-Based Placement Measures
RBWO Provider GA+SCORECARD - CPA

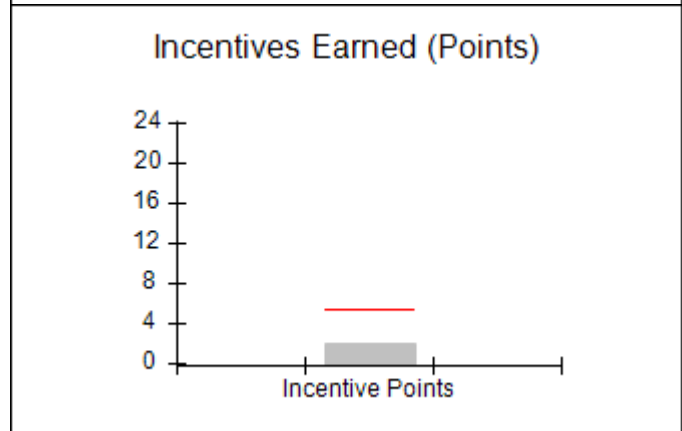
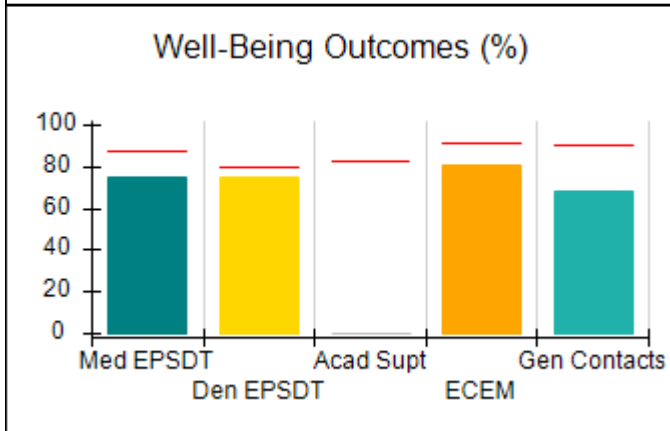
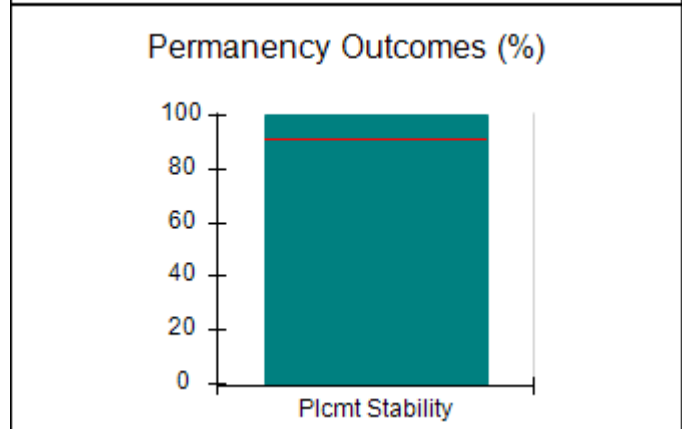
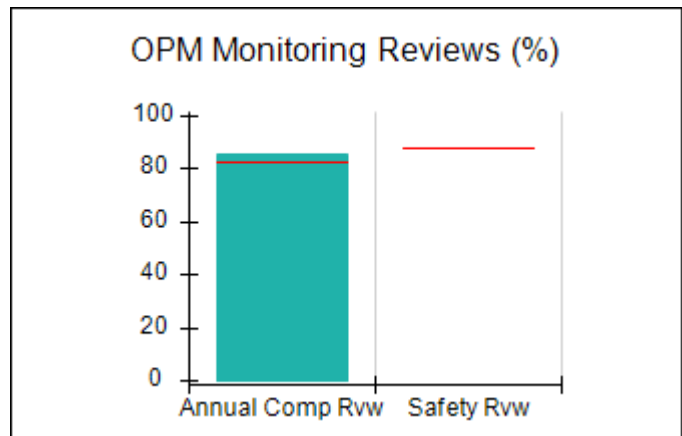
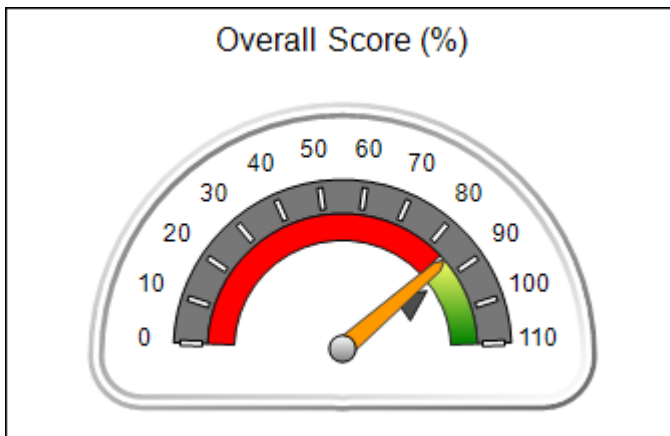


Report Quarter: Q1 FY2021

Provider/Program Name: Elks Aidmore Children's Center - Savannah (5231) - CPA			
132 Stephenson Avenue, Savannah, GA 31405	Quarterly Scores (Grades)		Current Quarter Score (Grade)
Phone: 912-200-3685	Q1: 85.73 (B)	Q2: (N/A)	85.73% (B)
Vendor ID# 143218	Q3: (N/A)	Q4: (N/A)	
# New Foster Homes During Quarter: 0	# Children in Care During Quarter: 8	# Placements During Quarter: 9	# Children in Care On Last Day: 7

Quarterly Provider Comparisons to All CPAs

▼ — indicates average for all CPAs





DHS, DFCS, Office of Provider Management
Performance-Based Placement Measures
RBWO Provider GA+SCORECARD - CPA



Report Quarter: Q1 FY2021

Provider/Program Name: Elks Aidmore Children's Center - Savannah (5231) - CPA				
132 Stephenson Avenue, Savannah, GA 31405		Quarterly Scores (Grades)		Current Quarter Score (Grade)
Phone: 912-200-3685		Q1: 85.73 (B)	Q2: (N/A)	85.73% (B)
Vendor ID# 143218		Q3: (N/A)	Q4: (N/A)	
# New Foster Homes During Quarter: 0	# Children in Care During Quarter: 8	# Placements During Quarter: 9	# Children in Care On Last Day: 7	
	Avg Performance All CPAs (%)	Provider Performance (%)*	Possible Points (Weight)	Provider Points Earned
OPM Monitoring Reviews				
Annual Comprehensive Reviews	83%	86%	25	21.39
Safety Reviews	87%	Not Yet Conducted		
Monitoring Sub-Total			25	21.39
CPA Safety Outcomes				
Incidence of Maltreatment	0.09%	No Substantiated Reports	10	10.00
Staff Training	93%	67%	5	3.35
Staff Safety Checks	81%	100%	5	5.00
Safety Sub-Total			20	18.35
CPA Permanency Outcomes				
Placement Stability	91%	100%	15	15.00
Permanency Sub-Total			15	15.00
CPA Well-Being Outcomes				
EPSDT Medical Visits	87%	75%	4	3.00
EPSDT Dental Visits	79%	75%	4	3.00
Academic Supports	82%	0%	3	0.00
Provider ECEM Visits	91%	81%	7	5.67
Provider General Contacts	90%	68%	7	4.76
Placements with Siblings	70%	0%	Not Scored	Not Scored
Placements within Legal County	15%	0%	Not Scored	Not Scored
Well-Being Sub-Total			25	16.43
*Performance calculation descriptions can be found in the FY 2019 RBWO PBP Measurements and Standards Guide.				
Monitoring & Outcomes: Possible Points = 85			Points Earned: 71.17	
Score Before Incentives Credit				83.73%
Incentives Awarded				2.00 pts
PBP Verification				N/A pts
Total Score				85.73%



DHS, DFCS, Office of Provider Management
Performance-Based Placement Measures
RBWO Provider GA+SCORECARD - CPA



Report Quarter: Q1 FY2021

Provider/Program Name: Elks Aidmore Children's Center - Savannah (5231) - CPA				
# New Foster Homes During Quarter: 0		# Children in Care During Quarter: 8	# Placements During Quarter: 9	# Children in Care On Last Day: 7
CPA Incentive Credits	Avg Performance All CPAs (%)	Provider Performance (%)*	Possible Points (Weight)	Provider Points Earned
Early EPSDT Medical Visits		0%	2	0.00
Early EPSDT Dental Visits		0%	2	0.00
Permanency Contacts		0%	5	0.00
Additional Academic Supports		0%	2	0.00
HS Grad/GED/Prof or Trade Certificate/College		N/A	10/5/5/1	
EYSS Agreement		Not Eligible	5	
Community Connections		0%	4	0.00
Foster Hm Retention Rate (threshold = 90)		100%	2	2.00
Foster Hm Recruitment (threshold = 100)		0%	2	0.00
Active Agency Accreditation		0%	4	0.00
Staff Clinical Licensure		0%	5	0.00
Incentives Total	5.25			2.00
Maximum total combined incentive credit allowed is 10 points.			Incentives Awarded	2.00
*Performance calculation descriptions can be found in the FY 2019 RBWO PBP Measurements and Standards Guide.				

Child Protective Services Investigations and Dispositions	
The following investigations data, which is not used for scoring but is considered significant to a provider's performance, is from Georgia SHINES and is not considered final or complete until the end of the fiscal year.	
Total Reports:	1
Number Screened In:	1
Number Screened Out:	0
Number Substantiated:	0
Number Unsubstantiated:	0
Number Active CPS Investigations:	1



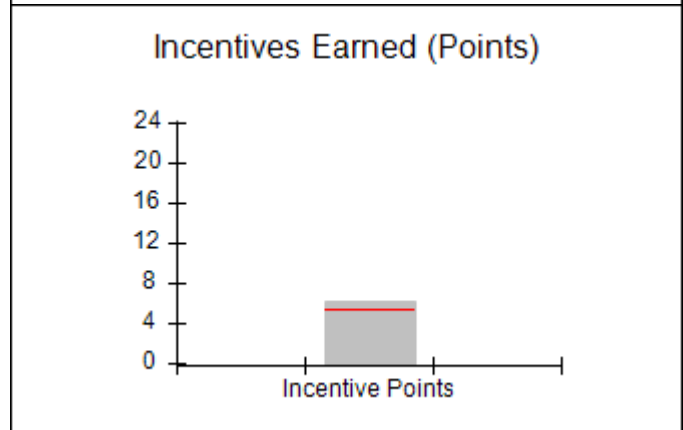
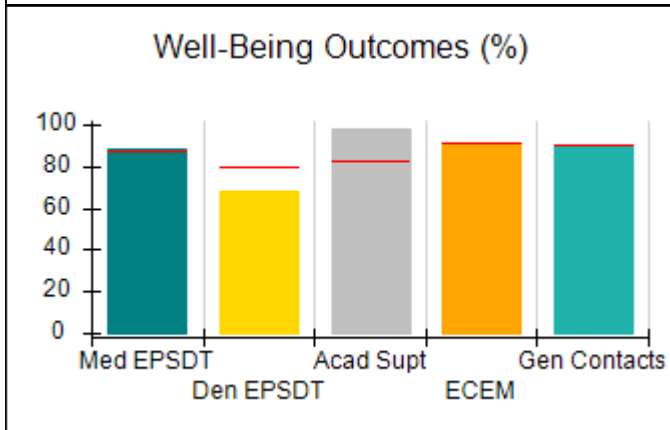
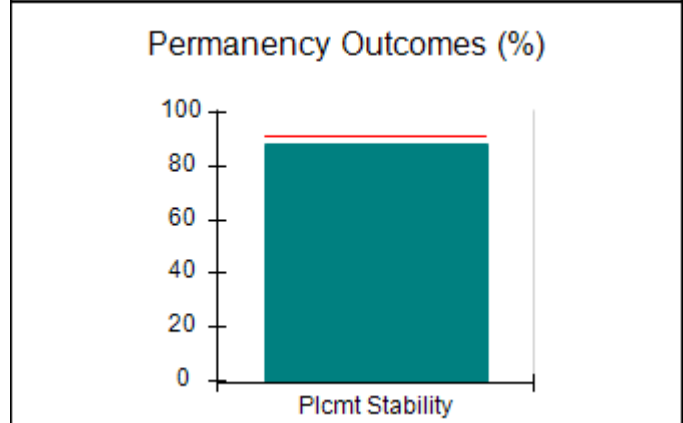
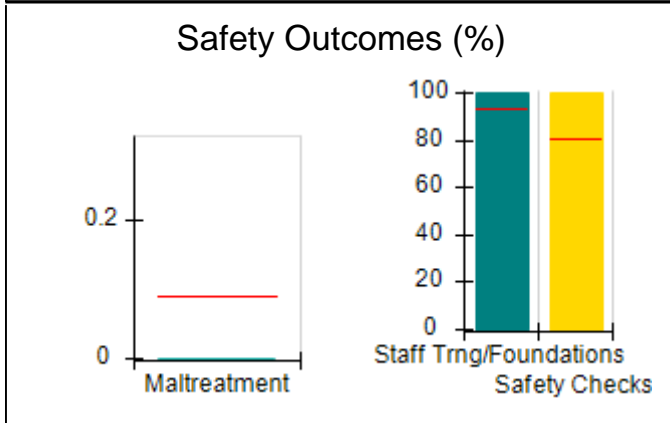
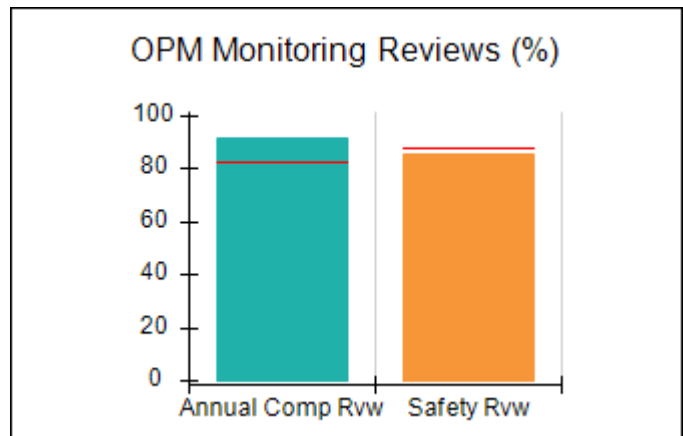
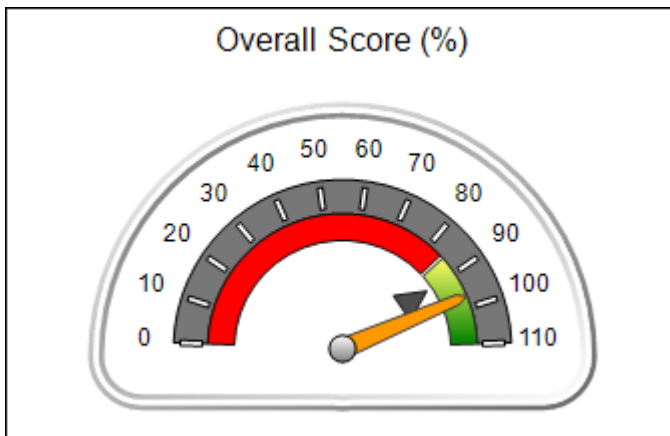
DHS, DFCS, Office of Provider Management
Performance-Based Placement Measures
RBWO Provider GA+SCORECARD - CPA



Report Quarter: Q1 FY2021

Provider/Program Name: Elks Aidmore Children's Center - Valdosta (5179) - CPA			
3312A N. Oak Street Extension , Valdosta, GA 31602	Quarterly Scores (Grades)		Current Quarter Score (Grade)
Phone: 229-244-3020	Q1: 96.88 (A)	Q2: (N/A)	96.88% (A)
Vendor ID# 33264	Q3: (N/A)	Q4: (N/A)	
# New Foster Homes During Quarter: 0	# Children in Care During Quarter: 26	# Placements During Quarter: 28	# Children in Care On Last Day: 23
Quarterly Provider Comparisons to All CPAs			

▼ — indicates average for all CPAs





DHS, DFCS, Office of Provider Management
Performance-Based Placement Measures
RBWO Provider GA+SCORECARD - CPA



Report Quarter: Q1 FY2021

Provider/Program Name: Elks Aidmore Children's Center - Valdosta (5179) - CPA				
3312A N. Oak Street Extension , Valdosta, GA 31602		Quarterly Scores (Grades)		Current Quarter Score (Grade)
Phone: 229-244-3020		Q1: 96.88 (A)	Q2: (N/A)	96.88% (A)
Vendor ID# 33264		Q3: (N/A)	Q4: (N/A)	
# New Foster Homes During Quarter: 0		# Children in Care During Quarter: 26	# Placements During Quarter: 28	# Children in Care On Last Day: 23
	Avg Performance All CPAs (%)	Provider Performance (%)*	Possible Points (Weight)	Provider Points Earned
OPM Monitoring Reviews				
Annual Comprehensive Reviews	83%	92%	25	22.88
Safety Reviews	87%	85%	15	12.75
Monitoring Sub-Total			40	35.63
CPA Safety Outcomes				
Incidence of Maltreatment	0.09%	No Substantiated Reports	10	10.00
Staff Training	93%	100%	5	5.00
Staff Safety Checks	81%	100%	5	5.00
Safety Sub-Total			20	20.00
CPA Permanency Outcomes				
Placement Stability	91%	88%	15	13.20
Permanency Sub-Total			15	13.20
CPA Well-Being Outcomes				
EPSDT Medical Visits	87%	88%	4	3.52
EPSDT Dental Visits	79%	68%	4	2.72
Academic Supports	82%	98%	3	2.94
Provider ECEM Visits	91%	91%	7	6.37
Provider General Contacts	90%	90%	7	6.30
Placements with Siblings	70%	61%	Not Scored	Not Scored
Placements within Legal County	15%	0%	Not Scored	Not Scored
Well-Being Sub-Total			25	21.85
*Performance calculation descriptions can be found in the FY 2019 RBWO PBP Measurements and Standards Guide.				
Monitoring & Outcomes: Possible Points = 100			Points Earned: 90.68	
			Score Before Incentives Credit	90.68%
			Incentives Awarded	6.20 pts
			PBP Verification	N/A pts
			Total Score	96.88%



DHS, DFCS, Office of Provider Management
Performance-Based Placement Measures
RBWO Provider GA+SCORECARD - CPA



Report Quarter: Q1 FY2021

Provider/Program Name: Elks Aidmore Children's Center - Valdosta (5179) - CPA				
# New Foster Homes During Quarter: 0	# Children in Care During Quarter: 26	# Placements During Quarter: 28	# Children in Care On Last Day: 23	
CPA Incentive Credits	Avg Performance All CPAs (%)	Provider Performance (%)*	Possible Points (Weight)	Provider Points Earned
Early EPSDT Medical Visits		43%	2	0.86
Early EPSDT Dental Visits		56%	2	1.12
Permanency Contacts		0%	5	0.00
Additional Academic Supports		86%	2	1.72
HS Grad/GED/Prof or Trade Certificate/College		N/A	10/5/5/1	
EYSS Agreement		50%	5	2.50
Community Connections		0%	4	0.00
Foster Hm Retention Rate (threshold = 90)		85%	2	0.00
Foster Hm Recruitment (threshold = 100)		0%	2	0.00
Active Agency Accreditation		0%	4	0.00
Staff Clinical Licensure		0%	5	0.00
Incentives Total	5.25			6.20
Maximum total combined incentive credit allowed is 10 points.			Incentives Awarded	6.20
*Performance calculation descriptions can be found in the FY 2019 RBWO PBP Measurements and Standards Guide.				

Child Protective Services Investigations and Dispositions	
The following investigations data, which is not used for scoring but is considered significant to a provider's performance, is from Georgia SHINES and is not considered final or complete until the end of the fiscal year.	
Total Reports:	1
Number Screened In:	0
Number Screened Out:	1
Number Substantiated:	0
Number Unsubstantiated:	0
Number Active CPS Investigations:	0



DHS, DFCS, Office of Provider Management
Performance-Based Placement Measures
RBWO Provider GA+SCORECARD - CPA



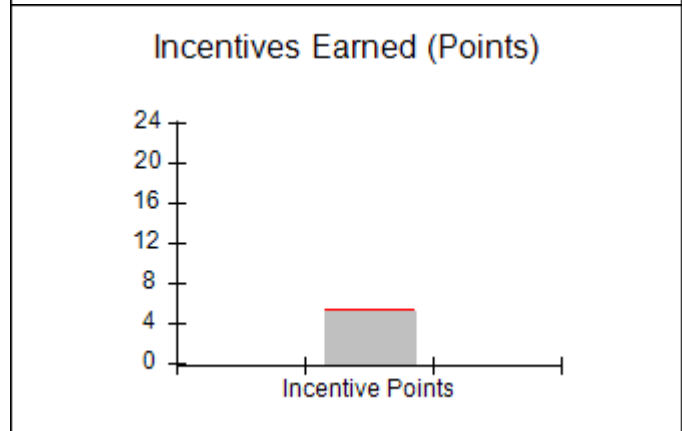
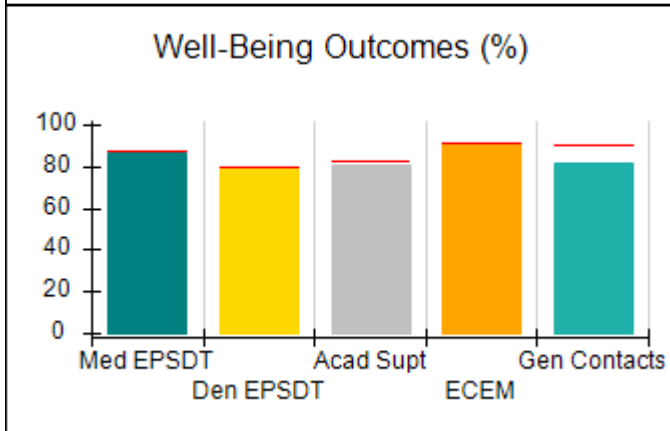
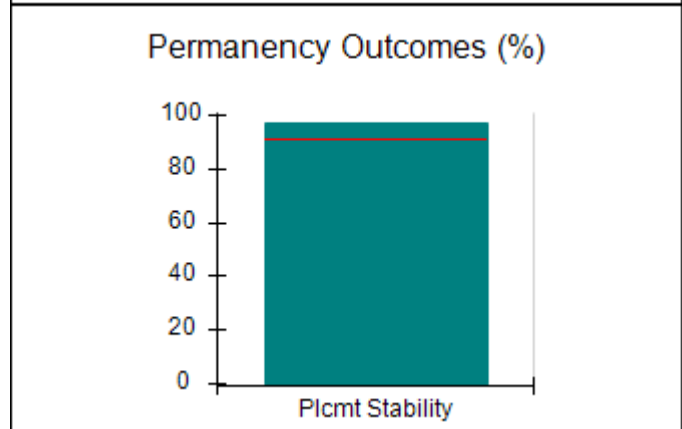
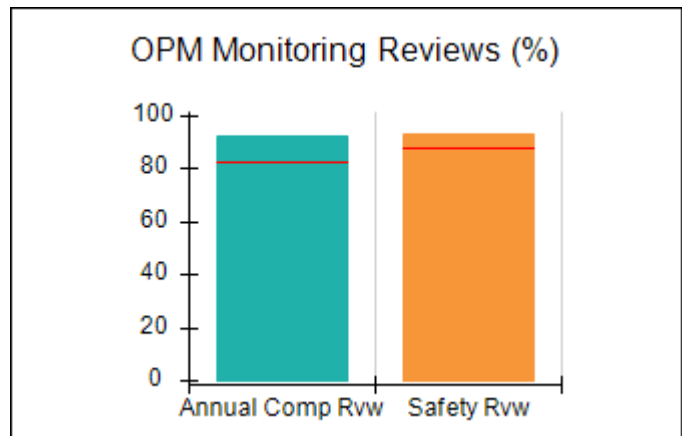
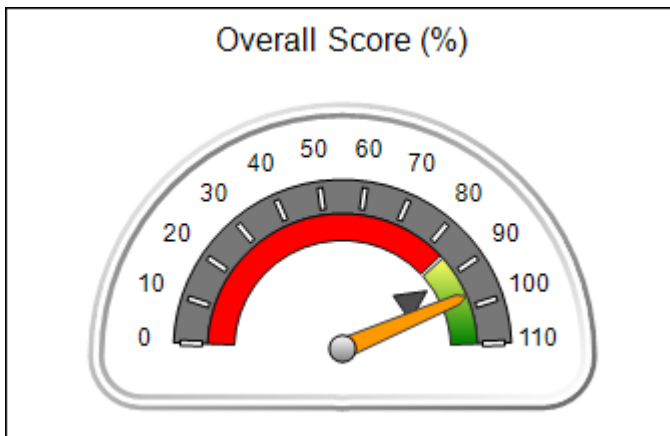
Report Quarter: Q1 FY2021

Provider/Program Name: ENA, Inc., dba NECCO (formerly GA SAFE) - Albany (672) - CPA

2516 Dawson Rd., Albany, GA 31707	Quarterly Scores (Grades)		Current Quarter Score (Grade)
Phone: 229-889-8884	Q1: 96.88 (A)	Q2: (N/A)	96.88% (A)
Vendor ID# 84512	Q3: (N/A)	Q4: (N/A)	
# New Foster Homes During Quarter: 1	# Children in Care During Quarter: 91	# Placements During Quarter: 93	# Children in Care On Last Day: 85

Quarterly Provider Comparisons to All CPAs

▼ — indicates average for all CPAs





DHS, DFCS, Office of Provider Management
Performance-Based Placement Measures
RBWO Provider GA+SCORECARD - CPA



Report Quarter: Q1 FY2021

Provider/Program Name: ENA, Inc., dba NECCO (formerly GA SAFE) - Albany (672) - CPA				
2516 Dawson Rd., Albany, GA 31707		Quarterly Scores (Grades)		Current Quarter Score (Grade)
Phone: 229-889-8884		Q1: 96.88 (A)	Q2: (N/A)	96.88% (A)
Vendor ID# 84512		Q3: (N/A)	Q4: (N/A)	
# New Foster Homes During Quarter: 1		# Children in Care During Quarter: 91	# Placements During Quarter: 93	# Children in Care On Last Day: 85
	Avg Performance All CPAs (%)	Provider Performance (%)*	Possible Points (Weight)	Provider Points Earned
OPM Monitoring Reviews				
Annual Comprehensive Reviews	83%	92%	25	23.04
Safety Reviews	87%	93%	15	13.99
Monitoring Sub-Total			40	37.03
CPA Safety Outcomes				
Incidence of Maltreatment	0.09%	No Substantiated Reports	10	10.00
Staff Training	93%	100%	5	5.00
Staff Safety Checks	81%	82%	5	4.10
Safety Sub-Total			20	19.10
CPA Permanency Outcomes				
Placement Stability	91%	97%	15	14.55
Permanency Sub-Total			15	14.55
CPA Well-Being Outcomes				
EPSDT Medical Visits	87%	86%	4	3.44
EPSDT Dental Visits	79%	79%	4	3.16
Academic Supports	82%	81%	3	2.43
Provider ECEM Visits	91%	91%	7	6.37
Provider General Contacts	90%	82%	7	5.74
Placements with Siblings	70%	50%	Not Scored	Not Scored
Placements within Legal County	15%	25%	Not Scored	Not Scored
Well-Being Sub-Total			25	21.14
*Performance calculation descriptions can be found in the FY 2019 RBWO PBP Measurements and Standards Guide.				
Monitoring & Outcomes: Possible Points = 100			Points Earned: 91.82	
Score Before Incentives Credit				91.82%
Incentives Awarded				5.06 pts
PBP Verification				N/A pts
Total Score				96.88%



DHS, DFCS, Office of Provider Management
Performance-Based Placement Measures
RBWO Provider GA+SCORECARD - CPA



Report Quarter: Q1 FY2021

Provider/Program Name: ENA, Inc., dba NECCO (formerly GA SAFE) - Albany (672) - CPA

CPA Incentive Credits		Avg Performance All CPAs (%)	Provider Performance (%)*	Possible Points (Weight)	Provider Points Earned
Early EPSDT Medical Visits			59%	2	1.18
Early EPSDT Dental Visits			44%	2	0.88
Permanency Contacts			0%	5	0.00
Additional Academic Supports			50%	2	1.00
HS Grad/GED/Prof or Trade Certificate/College			N/A	10/5/5/1	
EYSS Agreement			Not Eligible	5	
Community Connections			0%	4	0.00
Foster Hm Retention Rate (threshold = 90)			83%	2	0.00
Foster Hm Recruitment (threshold = 100)			0%	2	0.00
Active Agency Accreditation			50%	4	2.00
Staff Clinical Licensure			0%	5	0.00
Incentives Total		5.25			5.06
Maximum total combined incentive credit allowed is 10 points.				Incentives Awarded	5.06

*Performance calculation descriptions can be found in the FY 2019 RBWO PBP Measurements and Standards Guide.

Child Protective Services Investigations and Dispositions

The following investigations data, which is not used for scoring but is considered significant to a provider's performance, is from Georgia SHINES and is not considered final or complete until the end of the fiscal year.

Total Reports:	1
Number Screened In:	0
Number Screened Out:	1
Number Substantiated:	0
Number Unsubstantiated:	0
Number Active CPS Investigations:	0



DHS, DFCS, Office of Provider Management
Performance-Based Placement Measures
RBWO Provider GA+SCORECARD - CPA



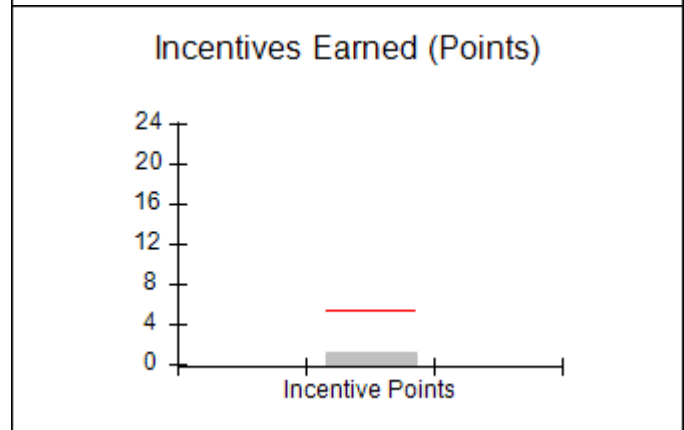
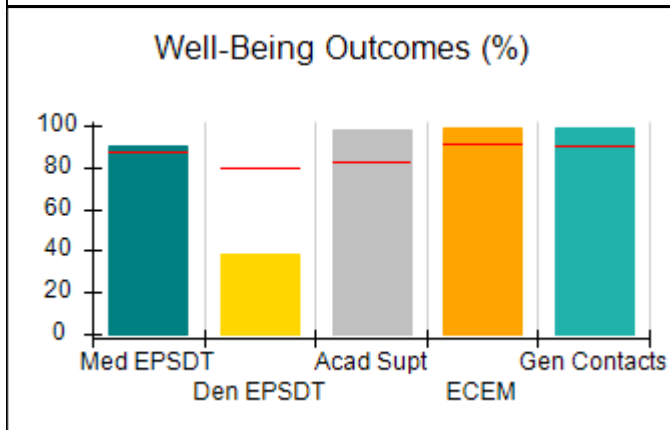
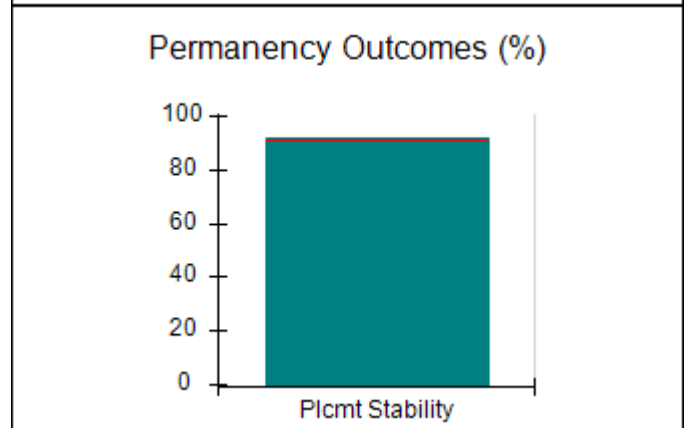
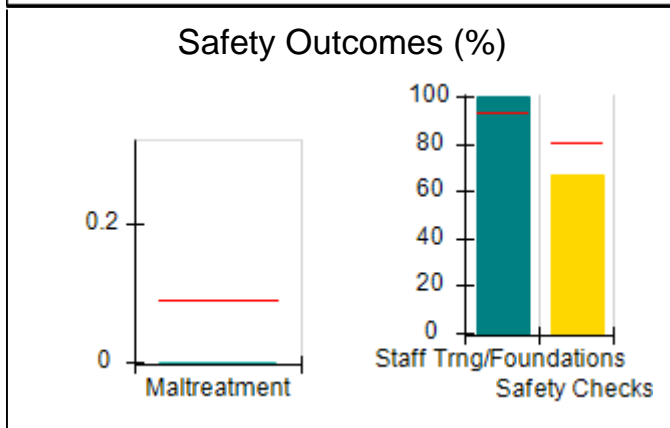
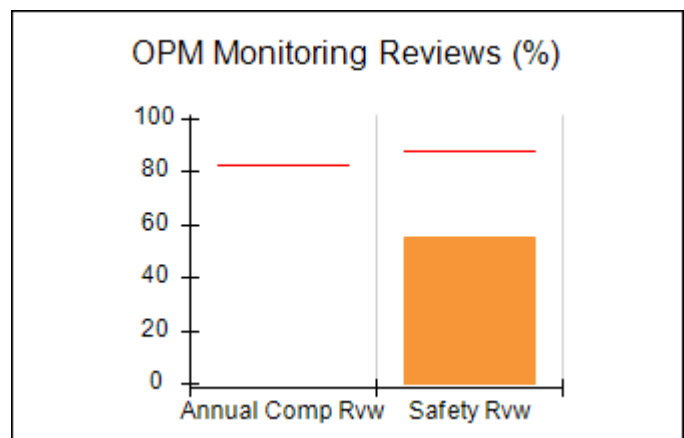
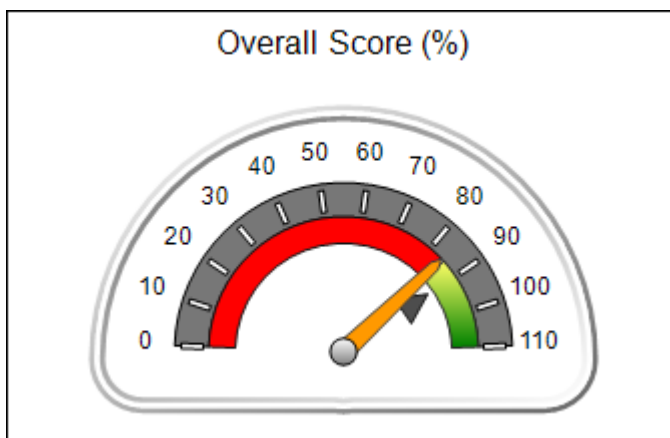
Report Quarter: Q1 FY2021

Provider/Program Name: ENA, Inc., dba NECCO (formerly GA SAFE) - Brunswick (5394) - CPA

93 Benchmark Way, Brunswick, GA 31520	Quarterly Scores (Grades)		Current Quarter Score (Grade)
Phone: 912-262-2777	Q1: 84.23 (B)	Q2: (N/A)	84.23% (B)
Vendor ID# 163444	Q3: (N/A)	Q4: (N/A)	
# New Foster Homes During Quarter: 0	# Children in Care During Quarter: 38	# Placements During Quarter: 40	# Children in Care On Last Day: 24

Quarterly Provider Comparisons to All CPAs

▼ — indicates average for all CPAs





DHS, DFCS, Office of Provider Management
Performance-Based Placement Measures
RBWO Provider GA+SCORECARD - CPA



Report Quarter: Q1 FY2021

Provider/Program Name: ENA, Inc., dba NECCO (formerly GA SAFE) - Brunswick (5394) - CPA

93 Benchmark Way, Brunswick, GA 31520	Quarterly Scores (Grades)		Current Quarter Score (Grade)
Phone: 912-262-2777	Q1: 84.23 (B)	Q2: (N/A)	84.23% (B)
Vendor ID# 163444	Q3: (N/A)	Q4: (N/A)	

# New Foster Homes During Quarter: 0	# Children in Care During Quarter: 38	# Placements During Quarter: 40	# Children in Care On Last Day: 24
--------------------------------------	---------------------------------------	---------------------------------	------------------------------------

	Avg Performance All CPAs (%)	Provider Performance (%)*	Possible Points (Weight)	Provider Points Earned
--	------------------------------	---------------------------	--------------------------	------------------------

OPM Monitoring Reviews

Annual Comprehensive Reviews	83%	Not Yet Conducted		
Safety Reviews	87%	55%	15	8.25
Monitoring Sub-Total			15	8.25

CPA Safety Outcomes

Incidence of Maltreatment	0.09%	No Substantiated Reports	10	10.00
Staff Training	93%	100%	5	5.00
Staff Safety Checks	81%	67%	5	3.35
Safety Sub-Total			20	18.35

CPA Permanency Outcomes

Placement Stability	91%	92%	15	13.80
Permanency Sub-Total			15	13.80

CPA Well-Being Outcomes

EPSDT Medical Visits	87%	90%	4	3.60
EPSDT Dental Visits	79%	39%	4	1.56
Academic Supports	82%	98%	3	2.94
Provider ECEM Visits	91%	99%	7	6.93
Provider General Contacts	90%	99%	7	6.93
Placements with Siblings	70%	79%	Not Scored	Not Scored
Placements within Legal County	15%	38%	Not Scored	Not Scored
Well-Being Sub-Total			25	21.96

*Performance calculation descriptions can be found in the FY 2019 RBWO PBP Measurements and Standards Guide.

Monitoring & Outcomes: Possible Points = 75	Points Earned: 62.36
Score Before Incentives Credit	83.15%
Incentives Awarded	1.08 pts
PBP Verification	N/A pts
Total Score	84.23%



DHS, DFCS, Office of Provider Management
Performance-Based Placement Measures
RBWO Provider GA+SCORECARD - CPA



Report Quarter: Q1 FY2021

Provider/Program Name: ENA, Inc., dba NECCO (formerly GA SAFE) - Brunswick (5394) - CPA

# New Foster Homes During Quarter: 0	# Children in Care During Quarter: 38	# Placements During Quarter: 40	# Children in Care On Last Day: 24	
CPA Incentive Credits	Avg Performance All CPAs (%)	Provider Performance (%)*	Possible Points (Weight)	Provider Points Earned
Early EPSDT Medical Visits		0%	2	0.00
Early EPSDT Dental Visits		14%	2	0.28
Permanency Contacts		None Planned	5	
Additional Academic Supports		40%	2	0.80
HS Grad/GED/Prof or Trade Certificate/College		N/A	10/5/5/1	
EYSS Agreement		Not Eligible	5	
Community Connections		0%	4	0.00
Foster Hm Retention Rate (threshold = 90)		70%	2	0.00
Foster Hm Recruitment (threshold = 100)		0%	2	0.00
Active Agency Accreditation		0%	4	0.00
Staff Clinical Licensure		0%	5	0.00
Incentives Total	5.25			1.08
Maximum total combined incentive credit allowed is 10 points.			Incentives Awarded	1.08

*Performance calculation descriptions can be found in the FY 2019 RBWO PBP Measurements and Standards Guide.

Child Protective Services Investigations and Dispositions	
The following investigations data, which is not used for scoring but is considered significant to a provider's performance, is from Georgia SHINES and is not considered final or complete until the end of the fiscal year.	
Total Reports:	0
Number Screened In:	0
Number Screened Out:	0
Number Substantiated:	0
Number Unsubstantiated:	0
Number Active CPS Investigations:	0



Performance-Based Placement Measures RBWO Provider GA+SCORECARD - CPA

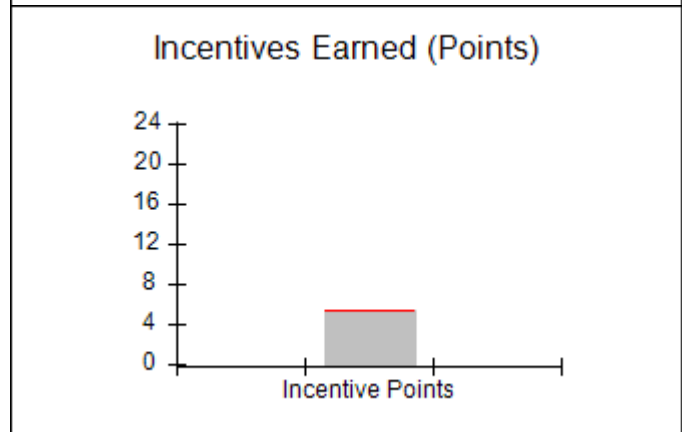
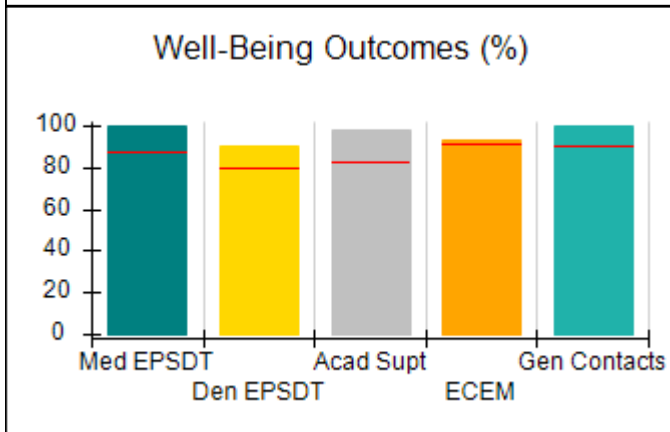
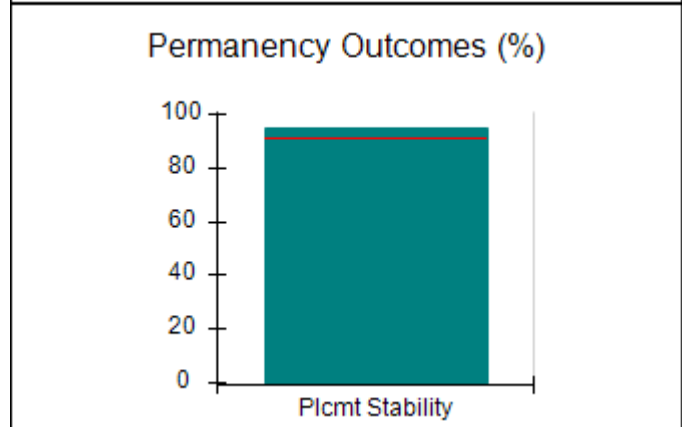
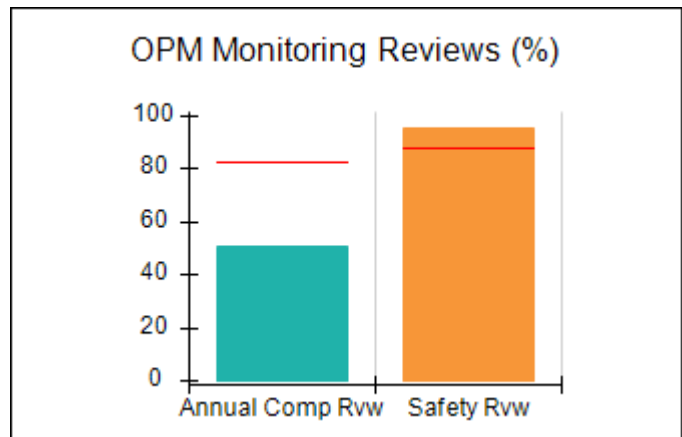
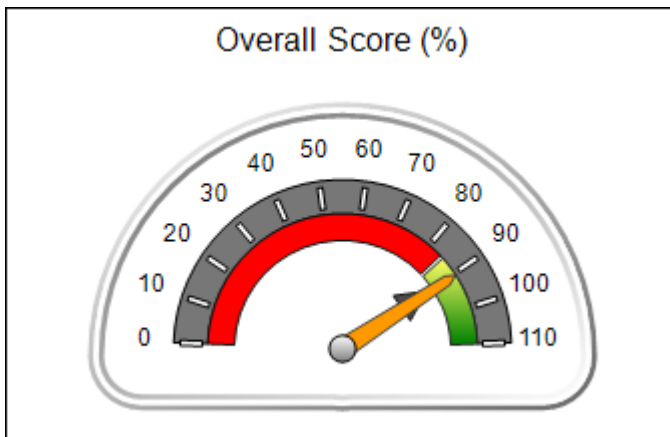
Report Quarter: Q1 FY2021

Provider/Program Name: ENA, Inc., dba NECCO (formerly GA SAFE) - Columbus (5395) - CPA

506 Manchester Expressway, Columbus, GA 31904	Quarterly Scores (Grades)		Current Quarter Score (Grade)
Phone: 706-405-4256	Q1: 90.63 (A-)	Q2: (N/A)	90.63% (A-)
Vendor ID# 163445	Q3: (N/A)	Q4: (N/A)	
# New Foster Homes During Quarter: 0	# Children in Care During Quarter: 20	# Placements During Quarter: 20	# Children in Care On Last Day: 15

Quarterly Provider Comparisons to All CPAs

▼ — indicates average for all CPAs





DHS, DFCS, Office of Provider Management
Performance-Based Placement Measures
RBWO Provider GA+SCORECARD - CPA



Report Quarter: Q1 FY2021

Provider/Program Name: ENA, Inc., dba NECCO (formerly GA SAFE) - Columbus (5395) - CPA				
506 Manchester Expressway, Columbus, GA 31904		Quarterly Scores (Grades)		Current Quarter Score (Grade)
Phone: 706-405-4256		Q1: 90.63 (A-)	Q2: (N/A)	90.63% (A-)
Vendor ID# 163445		Q3: (N/A)	Q4: (N/A)	
# New Foster Homes During Quarter: 0	# Children in Care During Quarter: 20	# Placements During Quarter: 20	# Children in Care On Last Day: 15	
	Avg Performance All CPAs (%)	Provider Performance (%)*	Possible Points (Weight)	Provider Points Earned
OPM Monitoring Reviews				
Annual Comprehensive Reviews	83%	51%	25	12.76
Safety Reviews	87%	95%	15	14.25
Monitoring Sub-Total			40	27.01
CPA Safety Outcomes				
Incidence of Maltreatment	0.09%	No Substantiated Reports	10	10.00
Staff Training	93%	100%	5	5.00
Staff Safety Checks	81%	100%	5	5.00
Safety Sub-Total			20	20.00
CPA Permanency Outcomes				
Placement Stability	91%	95%	15	14.25
Permanency Sub-Total			15	14.25
CPA Well-Being Outcomes				
EPSDT Medical Visits	87%	100%	4	4.00
EPSDT Dental Visits	79%	90%	4	3.60
Academic Supports	82%	98%	3	2.94
Provider ECEM Visits	91%	93%	7	6.51
Provider General Contacts	90%	100%	7	7.00
Placements with Siblings	70%	80%	Not Scored	Not Scored
Placements within Legal County	15%	Not Eligible	Not Scored	Not Scored
Well-Being Sub-Total			25	24.05
*Performance calculation descriptions can be found in the FY 2019 RBWO PBP Measurements and Standards Guide.				
Monitoring & Outcomes: Possible Points = 100			Points Earned: 85.31	
			Score Before Incentives Credit	85.31%
			Incentives Awarded	5.32 pts
			PBP Verification	N/A pts
			Total Score	90.63%



DHS, DFCS, Office of Provider Management
Performance-Based Placement Measures
RBWO Provider GA+SCORECARD - CPA



Report Quarter: Q1 FY2021

Provider/Program Name: ENA, Inc., dba NECCO (formerly GA SAFE) - Columbus (5395) - CPA

# New Foster Homes During Quarter: 0	# Children in Care During Quarter: 20	# Placements During Quarter: 20	# Children in Care On Last Day: 15	
CPA Incentive Credits	Avg Performance All CPAs (%)	Provider Performance (%)*	Possible Points (Weight)	Provider Points Earned
Early EPSDT Medical Visits		100%	2	2.00
Early EPSDT Dental Visits		71%	2	1.42
Permanency Contacts		None Planned	5	
Additional Academic Supports		95%	2	1.90
HS Grad/GED/Prof or Trade Certificate/College		N/A	10/5/5/1	
EYSS Agreement		Not Eligible	5	
Community Connections		0%	4	0.00
Foster Hm Retention Rate (threshold = 90)		75%	2	0.00
Foster Hm Recruitment (threshold = 100)		0%	2	0.00
Active Agency Accreditation		0%	4	0.00
Staff Clinical Licensure		0%	5	0.00
Incentives Total	5.25			5.32
Maximum total combined incentive credit allowed is 10 points.			Incentives Awarded	5.32

*Performance calculation descriptions can be found in the FY 2019 RBWO PBP Measurements and Standards Guide.

Child Protective Services Investigations and Dispositions	
The following investigations data, which is not used for scoring but is considered significant to a provider's performance, is from Georgia SHINES and is not considered final or complete until the end of the fiscal year.	
Total Reports:	0
Number Screened In:	0
Number Screened Out:	0
Number Substantiated:	0
Number Unsubstantiated:	0
Number Active CPS Investigations:	0

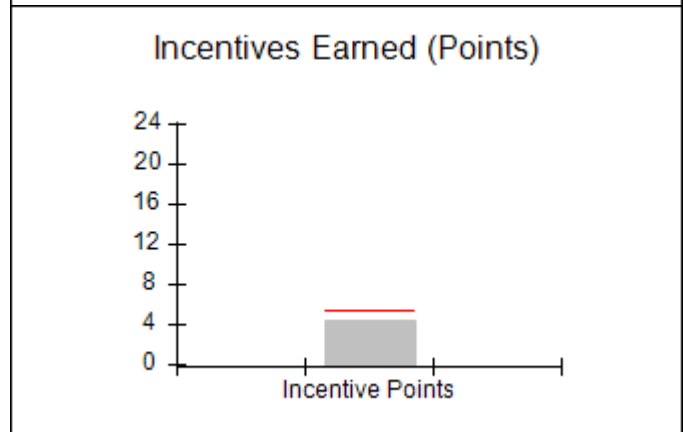
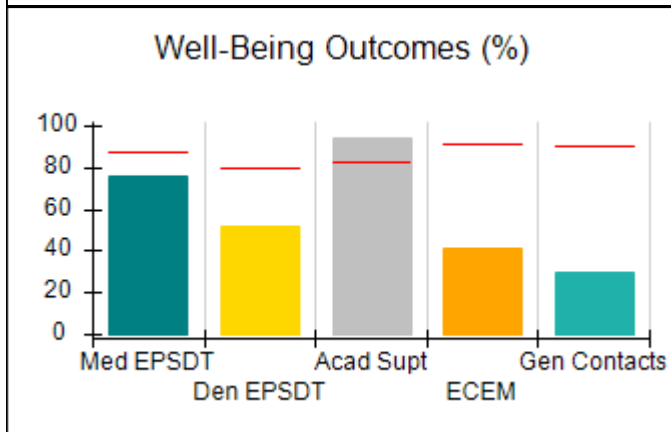
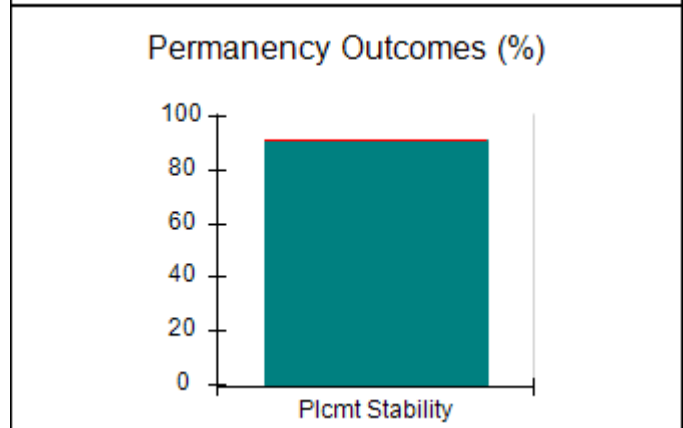
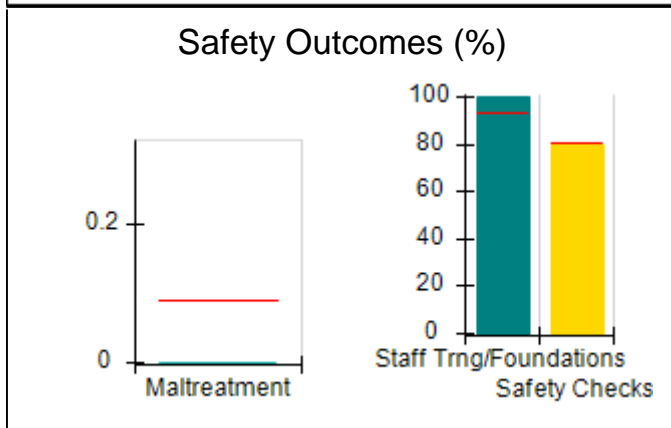
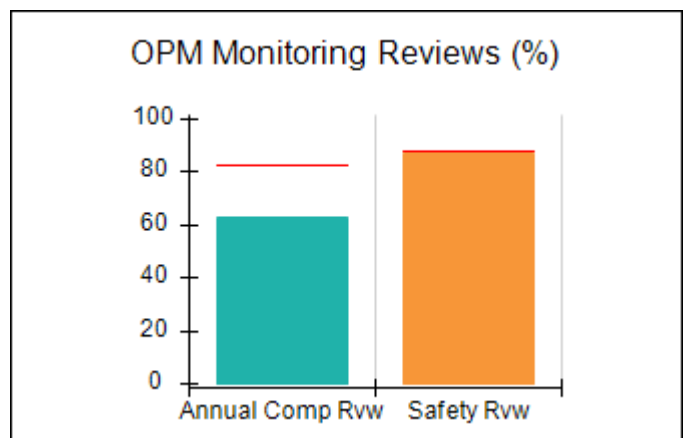
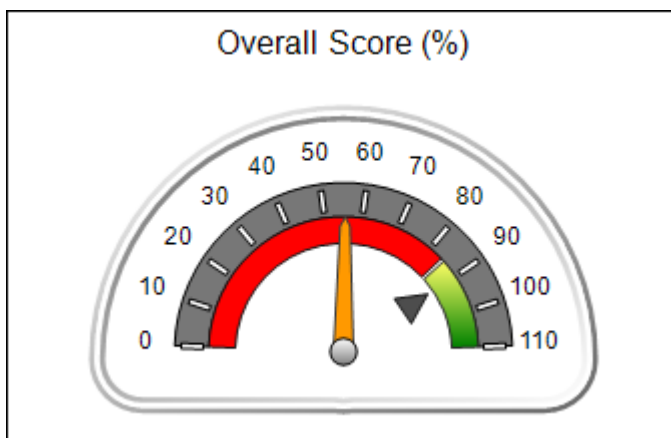


Performance-Based Placement Measures RBWO Provider GA+SCORECARD - CPA

Report Quarter: Q1 FY2021

Provider/Program Name: ENA, Inc., dba NECCO (formerly GA SAFE) - ENA, INC., dba Necco Statesboro (5397) - CPA			
9222 US-301 South, Statesboro, GA 30458	Quarterly Scores (Grades)		Current Quarter Score (Grade)
Phone: 912-623-2130	Q1: 55.45 (F)	Q2: (N/A)	55.45% (F)
Vendor ID# 163447	Q3: (N/A)	Q4: (N/A)	
# New Foster Homes During Quarter: 4	# Children in Care During Quarter: 47	# Placements During Quarter: 51	# Children in Care On Last Day: 47
Quarterly Provider Comparisons to All CPAs			

▼ — indicates average for all CPAs





**Performance-Based Placement Measures
RBWO Provider GA+SCORECARD - CPA**

Report Quarter: Q1 FY2021

Provider/Program Name: ENA, Inc., dba NECCO (formerly GA SAFE) - ENA, INC., dba Necco Statesboro (5397) - CPA				
9222 US-301 South, Statesboro, GA 30458		Quarterly Scores (Grades)		Current Quarter Score (Grade)
Phone: 912-623-2130		Q1: 55.45 (F)	Q2: (N/A)	55.45% (F)
Vendor ID# 163447		Q3: (N/A)	Q4: (N/A)	
# New Foster Homes During Quarter: 4		# Children in Care During Quarter: 47	# Placements During Quarter: 51	# Children in Care On Last Day: 47
	Avg Performance All CPAs (%)	Provider Performance (%)*	Possible Points (Weight)	Provider Points Earned
OPM Monitoring Reviews				
Annual Comprehensive Reviews	83%	63%	25	15.78
Safety Reviews	87%	87%	15	13.02
Monitoring Sub-Total			40	28.80
CPA Safety Outcomes				
Incidence of Maltreatment	0.09%	No Substantiated Reports	10	10.00
Staff Training	93%	100%	5	5.00
Staff Safety Checks	81%	80%	5	4.00
Safety Sub-Total			20	19.00
CPA Permanency Outcomes				
Placement Stability	91%	91%	15	13.65
Permanency Sub-Total			15	13.65
CPA Well-Being Outcomes				
EPSDT Medical Visits	87%	76%	4	3.04
EPSDT Dental Visits	79%	52%	4	2.08
Academic Supports	82%	94%	3	2.82
Provider ECEM Visits	91%	41%	7	2.87
Provider General Contacts	90%	30%	7	2.10
Placements with Siblings	70%	67%	Not Scored	Not Scored
Placements within Legal County	15%	17%	Not Scored	Not Scored
Well-Being Sub-Total			25	12.91
*Performance calculation descriptions can be found in the FY 2019 RBWO PBP Measurements and Standards Guide.				
Monitoring & Outcomes: Possible Points = 100			Points Earned: 74.36	
			Score Before Incentives Credit	74.36%
			Incentives Awarded	4.38 pts
			PBP Verification	-23.29 pts
			Total Score	55.45%



DHS, DFCS, Office of Provider Management
Performance-Based Placement Measures
RBWO Provider GA+SCORECARD - CPA



Report Quarter: Q1 FY2021

Provider/Program Name: ENA, Inc., dba NECCO (formerly GA SAFE) - ENA, INC., dba Necco Statesboro (5397) - CPA				
# New Foster Homes During Quarter: 4	# Children in Care During Quarter: 47	# Placements During Quarter: 51	# Children in Care On Last Day: 47	
CPA Incentive Credits	Avg Performance All CPAs (%)	Provider Performance (%)*	Possible Points (Weight)	Provider Points Earned
Early EPSDT Medical Visits		0%	2	0.00
Early EPSDT Dental Visits		3%	2	0.06
Permanency Contacts		0%	5	0.00
Additional Academic Supports		16%	2	0.32
HS Grad/GED/Prof or Trade Certificate/College		N/A	10/5/5/1	
EYSS Agreement		Not Eligible	5	
Community Connections		0%	4	0.00
Foster Hm Retention Rate (threshold = 90)		95%	2	2.00
Foster Hm Recruitment (threshold = 100)		75%	2	0.00
Active Agency Accreditation		50%	4	2.00
Staff Clinical Licensure		0%	5	0.00
Incentives Total	5.25			4.38
Maximum total combined incentive credit allowed is 10 points.			Incentives Awarded	4.38
*Performance calculation descriptions can be found in the FY 2019 RBWO PBP Measurements and Standards Guide.				

Child Protective Services Investigations and Dispositions	
The following investigations data, which is not used for scoring but is considered significant to a provider's performance, is from Georgia SHINES and is not considered final or complete until the end of the fiscal year.	
Total Reports:	0
Number Screened In:	0
Number Screened Out:	0
Number Substantiated:	0
Number Unsubstantiated:	0
Number Active CPS Investigations:	0



Performance-Based Placement Measures RBWO Provider GA+SCORECARD - CPA

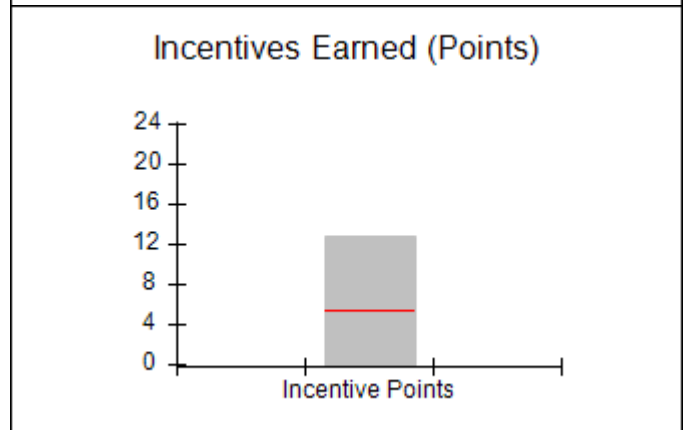
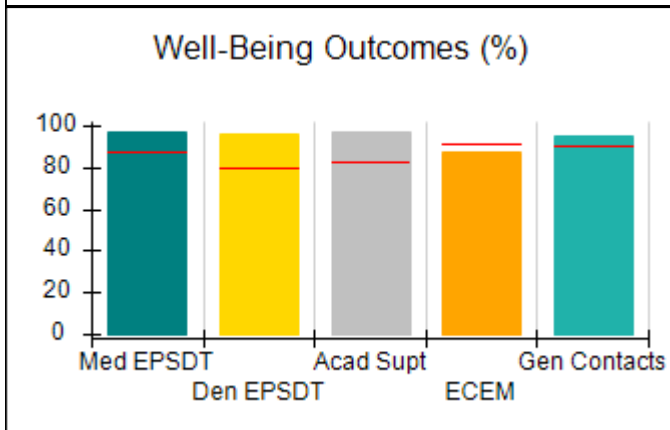
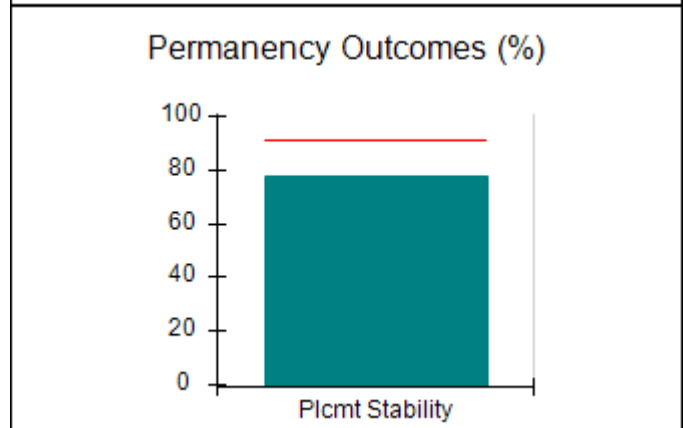
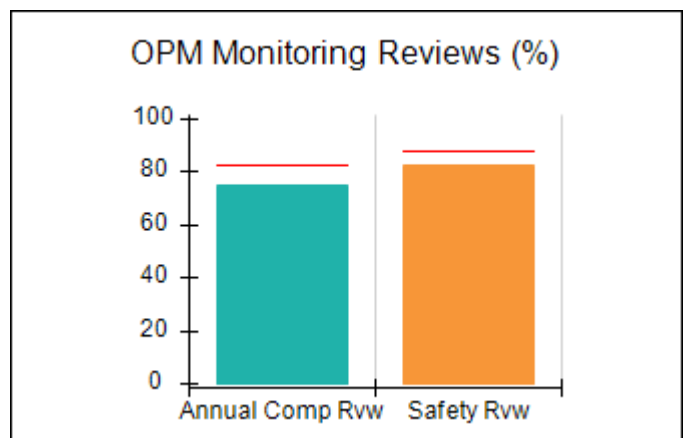
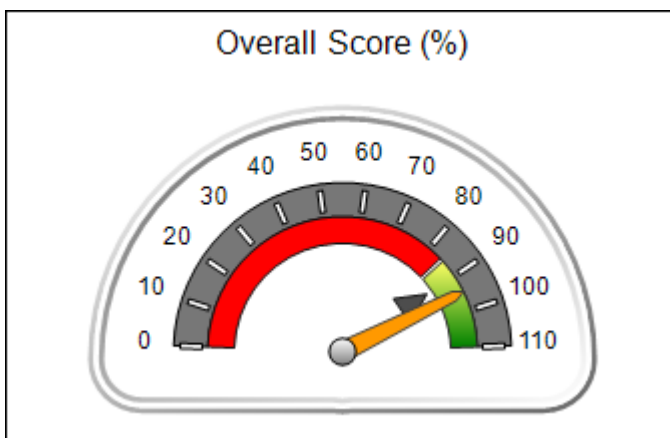
Report Quarter: Q1 FY2021

Provider/Program Name: ENA, Inc., dba NECCO (formerly GA SAFE) - Jonesboro (4289) - CPA

2262 Mt. Zion Rd., Jonesboro, GA 30236	Quarterly Scores (Grades)		Current Quarter Score (Grade)
Phone: 678-610-1933	Q1: 94.75 (A)	Q2: (N/A)	94.75% (A)
Vendor ID# 84514	Q3: (N/A)	Q4: (N/A)	
# New Foster Homes During Quarter: 7	# Children in Care During Quarter: 215	# Placements During Quarter: 250	# Children in Care On Last Day: 154

Quarterly Provider Comparisons to All CPAs

▼ — indicates average for all CPAs





DHS, DFCS, Office of Provider Management
Performance-Based Placement Measures
RBWO Provider GA+SCORECARD - CPA



Report Quarter: Q1 FY2021

Provider/Program Name: ENA, Inc., dba NECCO (formerly GA SAFE) - Jonesboro (4289) - CPA

2262 Mt. Zion Rd., Jonesboro, GA 30236	Quarterly Scores (Grades)		Current Quarter Score (Grade)
Phone: 678-610-1933	Q1: 94.75 (A)	Q2: (N/A)	94.75%
Vendor ID# 84514	Q3: (N/A)	Q4: (N/A)	(A)

# New Foster Homes During Quarter: 7	# Children in Care During Quarter: 215	# Placements During Quarter: 250	# Children in Care On Last Day: 154
--------------------------------------	--	----------------------------------	-------------------------------------

	Avg Performance All CPAs (%)	Provider Performance (%)*	Possible Points (Weight)	Provider Points Earned
--	------------------------------	---------------------------	--------------------------	------------------------

OPM Monitoring Reviews

Annual Comprehensive Reviews	83%	75%	25	18.70
Safety Reviews	87%	82%	15	12.34
Monitoring Sub-Total			40	31.03

CPA Safety Outcomes

Incidence of Maltreatment	0.09%	No Substantiated Reports	10	10.00
Staff Training	93%	100%	5	5.00
Staff Safety Checks	81%	73%	5	3.65
Safety Sub-Total			20	18.65

CPA Permanency Outcomes

Placement Stability	91%	78%	15	11.70
Permanency Sub-Total			15	11.70

CPA Well-Being Outcomes

EPSDT Medical Visits	87%	97%	4	3.88
EPSDT Dental Visits	79%	96%	4	3.84
Academic Supports	82%	97%	3	2.91
Provider ECEM Visits	91%	87%	7	6.09
Provider General Contacts	90%	95%	7	6.65
Placements with Siblings	70%	66%	Not Scored	Not Scored
Placements within Legal County	15%	21%	Not Scored	Not Scored
Well-Being Sub-Total			25	23.37

*Performance calculation descriptions can be found in the FY 2019 RBWO PBP Measurements and Standards Guide.

Monitoring & Outcomes: Possible Points = 100	Points Earned: 84.75
Score Before Incentives Credit	84.75%
Incentives Awarded	10.00 pts
PBP Verification	N/A pts
Total Score	94.75%



DHS, DFCS, Office of Provider Management
Performance-Based Placement Measures
RBWO Provider GA+SCORECARD - CPA



Report Quarter: Q1 FY2021

Provider/Program Name: ENA, Inc., dba NECCO (formerly GA SAFE) - Jonesboro (4289) - CPA

# New Foster Homes During Quarter: 7		# Children in Care During Quarter: 215	# Placements During Quarter: 250	# Children in Care On Last Day: 154
CPA Incentive Credits	Avg Performance All CPAs (%)	Provider Performance (%)*	Possible Points (Weight)	Provider Points Earned
Early EPSDT Medical Visits		97%	2	1.94
Early EPSDT Dental Visits		84%	2	1.68
Permanency Contacts		0%	5	0.00
Additional Academic Supports		5%	2	0.10
HS Grad/GED/Prof or Trade Certificate/College		N/A	10/5/5/1	
EYSS Agreement		100%	5	5.00
Community Connections		0%	4	0.00
Foster Hm Retention Rate (threshold = 90)		93%	2	2.00
Foster Hm Recruitment (threshold = 100)		100%	2	2.00
Active Agency Accreditation		0%	4	0.00
Staff Clinical Licensure		0%	5	0.00
Incentives Total	5.25			12.72
Maximum total combined incentive credit allowed is 10 points.			Incentives Awarded	10.00

*Performance calculation descriptions can be found in the FY 2019 RBWO PBP Measurements and Standards Guide.

Child Protective Services Investigations and Dispositions

The following investigations data, which is not used for scoring but is considered significant to a provider's performance, is from Georgia SHINES and is not considered final or complete until the end of the fiscal year.

Total Reports:	6
Number Screened In:	2
Number Screened Out:	4
Number Substantiated:	0
Number Unsubstantiated:	2
Number Active CPS Investigations:	0



DHS, DFCS, Office of Provider Management
Performance-Based Placement Measures
RBWO Provider GA+SCORECARD - CPA

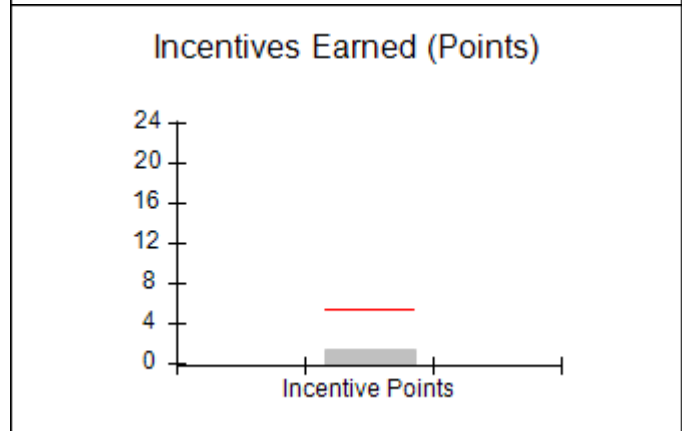
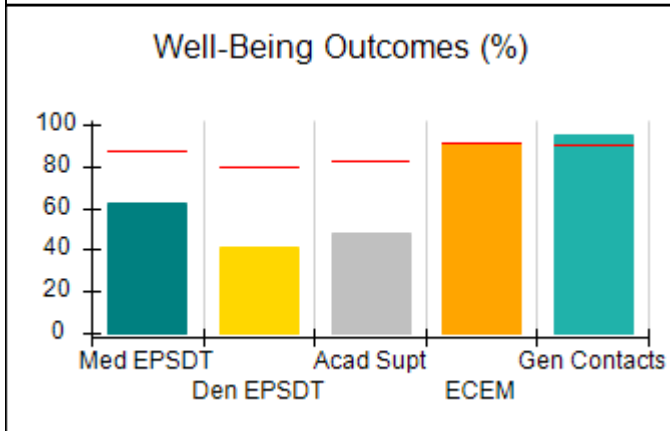
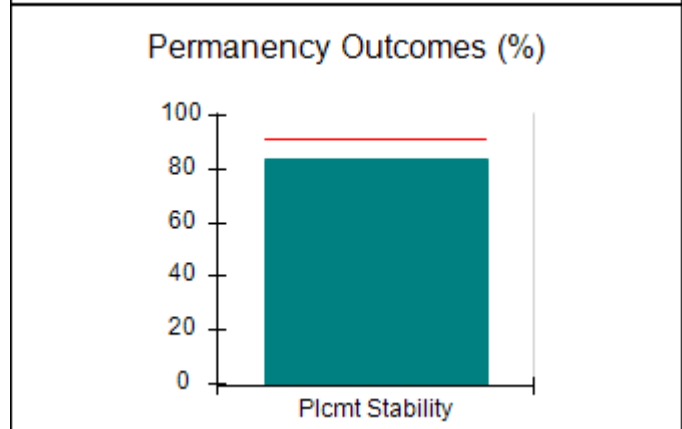
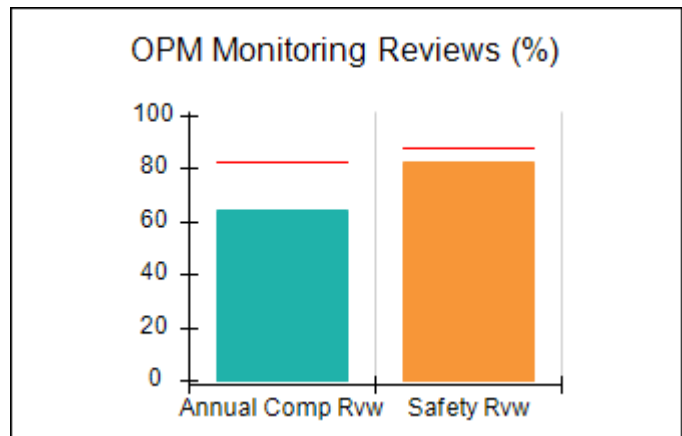
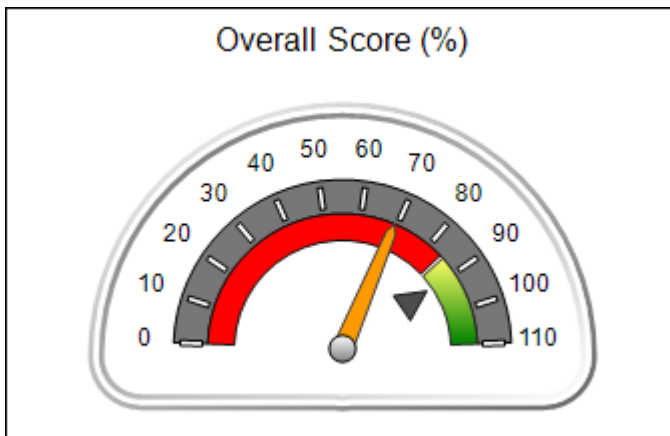


Report Quarter: Q1 FY2021

Provider/Program Name: ENA, Inc., dba NECCO (formerly GA SAFE) - Macon (675) - CPA			
150 North Crest Boulevard, Macon, GA 31210	Quarterly Scores (Grades)		Current Quarter Score (Grade)
Phone: 478-971-2170	Q1: 69.21 (D+)	Q2: (N/A)	69.21% (D+)
Vendor ID# 84513	Q3: (N/A)	Q4: (N/A)	
# New Foster Homes During Quarter: 3	# Children in Care During Quarter: 96	# Placements During Quarter: 105	# Children in Care On Last Day: 77

Quarterly Provider Comparisons to All CPAs

▼ — indicates average for all CPAs





DHS, DFCS, Office of Provider Management
Performance-Based Placement Measures
RBWO Provider GA+SCORECARD - CPA



Report Quarter: Q1 FY2021

Provider/Program Name: ENA, Inc., dba NECCO (formerly GA SAFE) - Macon (675) - CPA				
150 North Crest Boulevard, Macon, GA 31210		Quarterly Scores (Grades)		Current Quarter Score (Grade)
Phone: 478-971-2170		Q1: 69.21 (D+)	Q2: (N/A)	69.21% (D+)
Vendor ID# 84513		Q3: (N/A)	Q4: (N/A)	
# New Foster Homes During Quarter: 3	# Children in Care During Quarter: 96	# Placements During Quarter: 105	# Children in Care On Last Day: 77	
	Avg Performance All CPAs (%)	Provider Performance (%)*	Possible Points (Weight)	Provider Points Earned
OPM Monitoring Reviews				
Annual Comprehensive Reviews	83%	64%	25	16.09
Safety Reviews	87%	83%	15	12.41
Monitoring Sub-Total			40	28.49
CPA Safety Outcomes				
Incidence of Maltreatment	0.09%	No Substantiated Reports	10	10.00
Staff Training	93%	100%	5	5.00
Staff Safety Checks	81%	73%	5	3.65
Safety Sub-Total			20	18.65
CPA Permanency Outcomes				
Placement Stability	91%	84%	15	12.60
Permanency Sub-Total			15	12.60
CPA Well-Being Outcomes				
EPSDT Medical Visits	87%	62%	4	2.48
EPSDT Dental Visits	79%	41%	4	1.64
Academic Supports	82%	48%	3	1.44
Provider ECEM Visits	91%	91%	7	6.37
Provider General Contacts	90%	95%	7	6.65
Placements with Siblings	70%	71%	Not Scored	Not Scored
Placements within Legal County	15%	4%	Not Scored	Not Scored
Well-Being Sub-Total			25	18.58
*Performance calculation descriptions can be found in the FY 2019 RBWO PBP Measurements and Standards Guide.				
Monitoring & Outcomes: Possible Points = 100			Points Earned: 78.32	
Score Before Incentives Credit				78.32%
Incentives Awarded				1.22 pts
PBP Verification				-10.33 pts
Total Score				69.21%



DHS, DFCS, Office of Provider Management
Performance-Based Placement Measures
RBWO Provider GA+SCORECARD - CPA



Report Quarter: Q1 FY2021

Provider/Program Name: ENA, Inc., dba NECCO (formerly GA SAFE) - Macon (675) - CPA

# New Foster Homes During Quarter: 3		# Children in Care During Quarter: 96	# Placements During Quarter: 105	# Children in Care On Last Day: 77
CPA Incentive Credits	Avg Performance All CPAs (%)	Provider Performance (%)*	Possible Points (Weight)	Provider Points Earned
Early EPSDT Medical Visits		19%	2	0.38
Early EPSDT Dental Visits		16%	2	0.32
Permanency Contacts		0%	5	0.00
Additional Academic Supports		26%	2	0.52
HS Grad/GED/Prof or Trade Certificate/College		N/A	10/5/5/1	
EYSS Agreement		Not Eligible	5	
Community Connections		0%	4	0.00
Foster Hm Retention Rate (threshold = 90)		84%	2	0.00
Foster Hm Recruitment (threshold = 100)		0%	2	0.00
Active Agency Accreditation		0%	4	0.00
Staff Clinical Licensure		0%	5	0.00
Incentives Total	5.25			1.22
Maximum total combined incentive credit allowed is 10 points.			Incentives Awarded	1.22

*Performance calculation descriptions can be found in the FY 2019 RBWO PBP Measurements and Standards Guide.

Child Protective Services Investigations and Dispositions

The following investigations data, which is not used for scoring but is considered significant to a provider's performance, is from Georgia SHINES and is not considered final or complete until the end of the fiscal year.

Total Reports:	0
Number Screened In:	0
Number Screened Out:	0
Number Substantiated:	0
Number Unsubstantiated:	0
Number Active CPS Investigations:	0

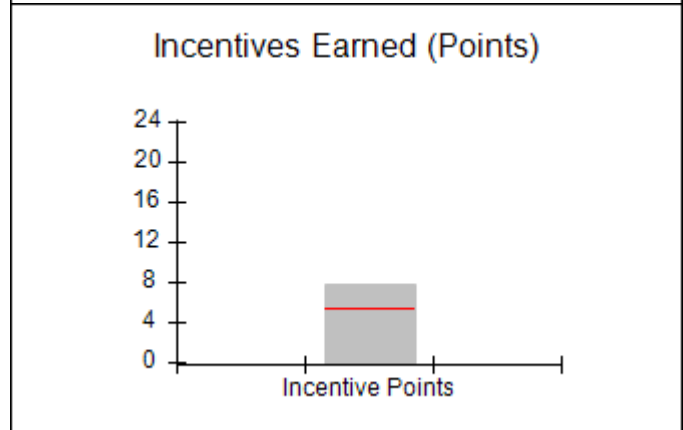
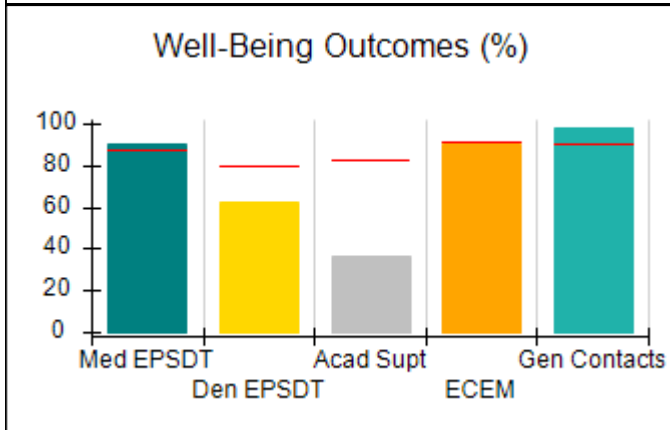
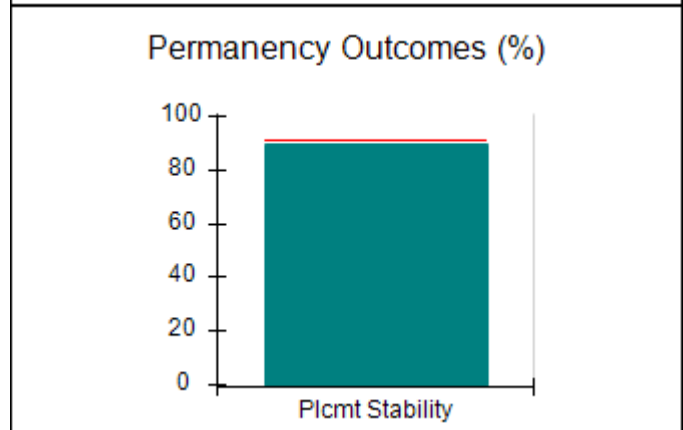
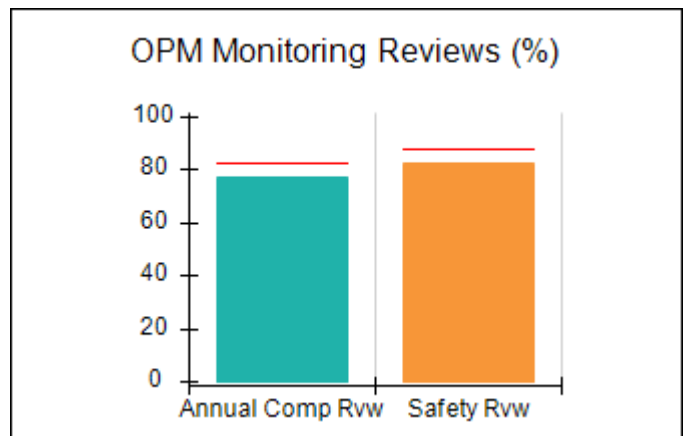
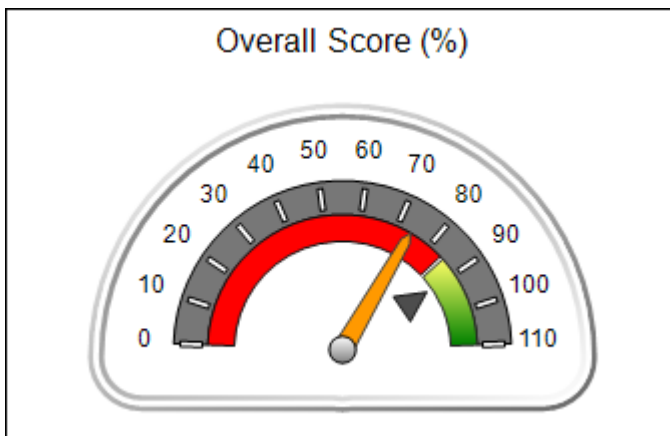


Performance-Based Placement Measures RBWO Provider GA+SCORECARD - CPA

Report Quarter: Q1 FY2021

Provider/Program Name: ENA, Inc., dba NECCO (formerly GA SAFE) - Martinez (673) - CPA			
4424 Columbia Rd., Martinez, GA 30907	Quarterly Scores (Grades)		Current Quarter Score (Grade)
Phone: 706-210-3435	Q1: 73.89 (C-)	Q2: (N/A)	73.89% (C-)
Vendor ID# 84510	Q3: (N/A)	Q4: (N/A)	
# New Foster Homes During Quarter: 7	# Children in Care During Quarter: 69	# Placements During Quarter: 72	# Children in Care On Last Day: 57
Quarterly Provider Comparisons to All CPAs			

▼ — indicates average for all CPAs





DHS, DFCS, Office of Provider Management
Performance-Based Placement Measures
RBWO Provider GA+SCORECARD - CPA



Report Quarter: Q1 FY2021

Provider/Program Name: ENA, Inc., dba NECCO (formerly GA SAFE) - Martinez (673) - CPA				
4424 Columbia Rd., Martinez, GA 30907		Quarterly Scores (Grades)		Current Quarter Score (Grade)
Phone: 706-210-3435		Q1: 73.89 (C-)	Q2: (N/A)	73.89% (C-)
Vendor ID# 84510		Q3: (N/A)	Q4: (N/A)	
# New Foster Homes During Quarter: 7		# Children in Care During Quarter: 69	# Placements During Quarter: 72	# Children in Care On Last Day: 57
	Avg Performance All CPAs (%)	Provider Performance (%)*	Possible Points (Weight)	Provider Points Earned
OPM Monitoring Reviews				
Annual Comprehensive Reviews	83%	77%	25	19.36
Safety Reviews	87%	82%	15	12.33
Monitoring Sub-Total			40	31.69
CPA Safety Outcomes				
Incidence of Maltreatment	0.09%	No Substantiated Reports	10	10.00
Staff Training	93%	100%	5	5.00
Staff Safety Checks	81%	75%	5	3.75
Safety Sub-Total			20	18.75
CPA Permanency Outcomes				
Placement Stability	91%	90%	15	13.50
Permanency Sub-Total			15	13.50
CPA Well-Being Outcomes				
EPSDT Medical Visits	87%	90%	4	3.60
EPSDT Dental Visits	79%	62%	4	2.48
Academic Supports	82%	37%	3	1.11
Provider ECEM Visits	91%	90%	7	6.30
Provider General Contacts	90%	98%	7	6.86
Placements with Siblings	70%	47%	Not Scored	Not Scored
Placements within Legal County	15%	60%	Not Scored	Not Scored
Well-Being Sub-Total			25	20.35
*Performance calculation descriptions can be found in the FY 2019 RBWO PBP Measurements and Standards Guide.				
Monitoring & Outcomes: Possible Points = 100			Points Earned: 84.29	
			Score Before Incentives Credit	84.29%
			Incentives Awarded	7.72 pts
			PBP Verification	-18.12 pts
			Total Score	73.89%



DHS, DFCS, Office of Provider Management
Performance-Based Placement Measures
RBWO Provider GA+SCORECARD - CPA



Report Quarter: Q1 FY2021

Provider/Program Name: ENA, Inc., dba NECCO (formerly GA SAFE) - Martinez (673) - CPA				
# New Foster Homes During Quarter: 7	# Children in Care During Quarter: 69	# Placements During Quarter: 72	# Children in Care On Last Day: 57	
CPA Incentive Credits	Avg Performance All CPAs (%)	Provider Performance (%)*	Possible Points (Weight)	Provider Points Earned
Early EPSDT Medical Visits		63%	2	1.26
Early EPSDT Dental Visits		18%	2	0.36
Permanency Contacts		10%	5	0.50
Additional Academic Supports		5%	2	0.10
HS Grad/GED/Prof or Trade Certificate/College		N/A	10/5/5/1	
EYSS Agreement		100%	5	5.00
Community Connections		0%	4	0.00
Foster Hm Retention Rate (threshold = 90)		85%	2	0.00
Foster Hm Recruitment (threshold = 100)		50%	2	0.00
Active Agency Accreditation		0%	4	0.00
Staff Clinical Licensure		10%	5	0.50
Incentives Total	5.25			7.72
Maximum total combined incentive credit allowed is 10 points.			Incentives Awarded	7.72
*Performance calculation descriptions can be found in the FY 2019 RBWO PBP Measurements and Standards Guide.				

Child Protective Services Investigations and Dispositions	
The following investigations data, which is not used for scoring but is considered significant to a provider's performance, is from Georgia SHINES and is not considered final or complete until the end of the fiscal year.	
Total Reports:	1
Number Screened In:	0
Number Screened Out:	1
Number Substantiated:	0
Number Unsubstantiated:	0
Number Active CPS Investigations:	0

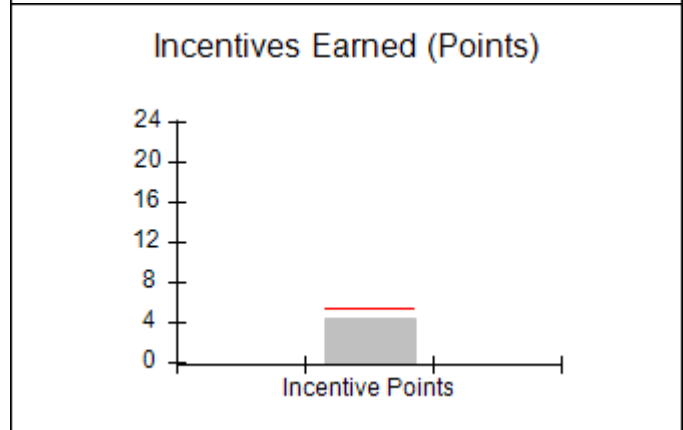
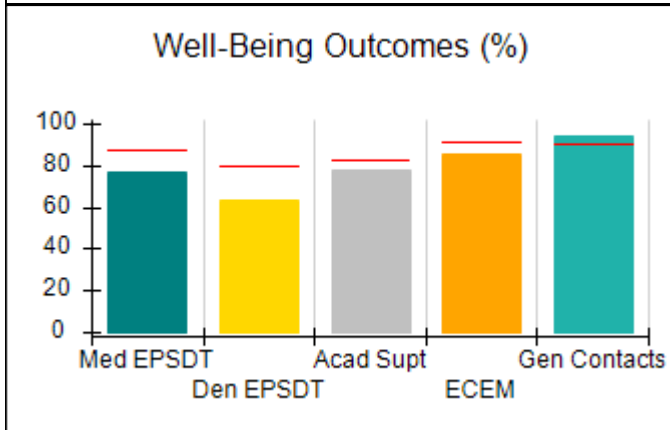
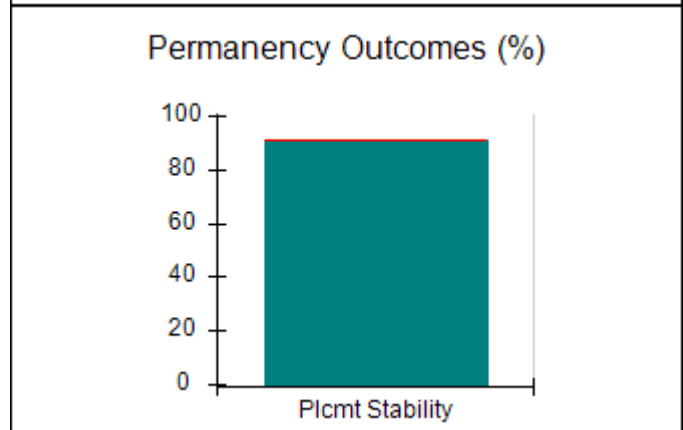
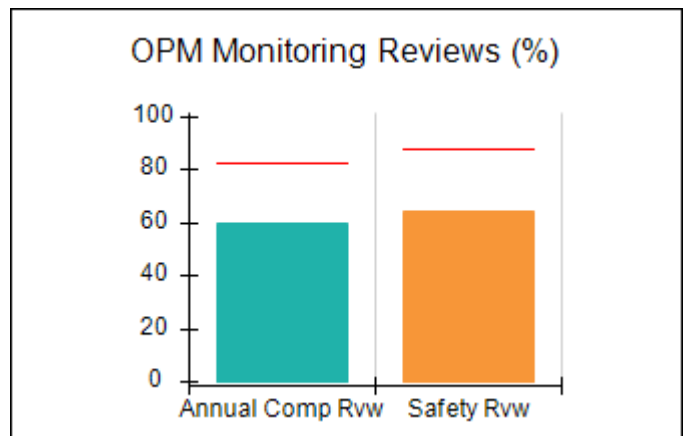
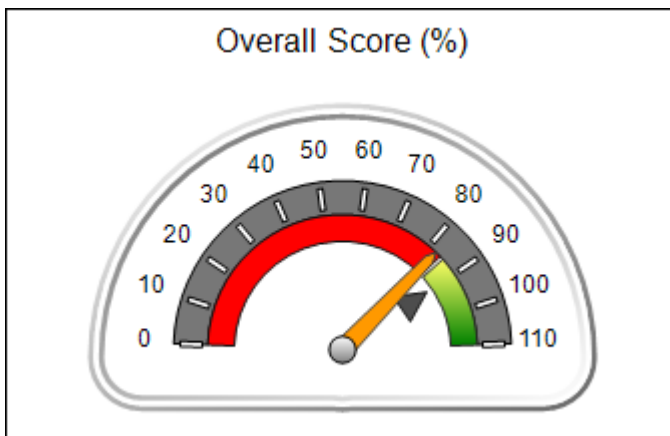


Performance-Based Placement Measures RBWO Provider GA+SCORECARD - CPA

Report Quarter: Q1 FY2021

Provider/Program Name: ENA, Inc., dba NECCO (formerly GA SAFE) - Snellville (5396) - CPA			
320 West Pike St, Lawrenceville, GA 30045	Quarterly Scores (Grades)		Current Quarter Score (Grade)
Phone: 770-338-0800	Q1: 82.45 (B-)	Q2: (N/A)	82.45% (B-)
Vendor ID# 163446	Q3: (N/A)	Q4: (N/A)	
# New Foster Homes During Quarter: 9	# Children in Care During Quarter: 177	# Placements During Quarter: 185	# Children in Care On Last Day: 139
Quarterly Provider Comparisons to All CPAs			

▼ — indicates average for all CPAs





DHS, DFCS, Office of Provider Management
Performance-Based Placement Measures
RBWO Provider GA+SCORECARD - CPA



Report Quarter: Q1 FY2021

Provider/Program Name: ENA, Inc., dba NECCO (formerly GA SAFE) - Snellville (5396) - CPA				
320 West Pike St, Lawrenceville, GA 30045		Quarterly Scores (Grades)		Current Quarter Score (Grade)
Phone: 770-338-0800		Q1: 82.45 (B-)	Q2: (N/A)	82.45% (B-)
Vendor ID# 163446		Q3: (N/A)	Q4: (N/A)	
# New Foster Homes During Quarter: 9	# Children in Care During Quarter: 177	# Placements During Quarter: 185	# Children in Care On Last Day: 139	
	Avg Performance All CPAs (%)	Provider Performance (%)*	Possible Points (Weight)	Provider Points Earned
OPM Monitoring Reviews				
Annual Comprehensive Reviews	83%	60%	25	15.02
Safety Reviews	87%	64%	15	9.64
Monitoring Sub-Total			40	24.66
CPA Safety Outcomes				
Incidence of Maltreatment	0.09%	No Substantiated Reports	10	10.00
Staff Training	93%	100%	5	5.00
Staff Safety Checks	81%	85%	5	4.25
Safety Sub-Total			20	19.25
CPA Permanency Outcomes				
Placement Stability	91%	91%	15	13.65
Permanency Sub-Total			15	13.65
CPA Well-Being Outcomes				
EPSDT Medical Visits	87%	77%	4	3.08
EPSDT Dental Visits	79%	63%	4	2.52
Academic Supports	82%	78%	3	2.34
Provider ECEM Visits	91%	85%	7	5.95
Provider General Contacts	90%	94%	7	6.58
Placements with Siblings	70%	83%	Not Scored	Not Scored
Placements within Legal County	15%	10%	Not Scored	Not Scored
Well-Being Sub-Total			25	20.47
*Performance calculation descriptions can be found in the FY 2019 RBWO PBP Measurements and Standards Guide.				
Monitoring & Outcomes: Possible Points = 100			Points Earned: 78.03	
			Score Before Incentives Credit	78.03%
			Incentives Awarded	4.42 pts
			PBP Verification	N/A pts
			Total Score	82.45%



DHS, DFCS, Office of Provider Management
Performance-Based Placement Measures
RBWO Provider GA+SCORECARD - CPA



Report Quarter: Q1 FY2021

Provider/Program Name: ENA, Inc., dba NECCO (formerly GA SAFE) - Snellville (5396) - CPA

# New Foster Homes During Quarter: 9	# Children in Care During Quarter: 177	# Placements During Quarter: 185	# Children in Care On Last Day: 139	
CPA Incentive Credits	Avg Performance All CPAs (%)	Provider Performance (%)*	Possible Points (Weight)	Provider Points Earned
Early EPSDT Medical Visits		40%	2	0.80
Early EPSDT Dental Visits		19%	2	0.38
Permanency Contacts		0%	5	0.00
Additional Academic Supports		62%	2	1.24
HS Grad/GED/Prof or Trade Certificate/College		N/A	10/5/5/1	
EYSS Agreement		Not Eligible	5	
Community Connections		0%	4	0.00
Foster Hm Retention Rate (threshold = 90)		91%	2	2.00
Foster Hm Recruitment (threshold = 100)		75%	2	0.00
Active Agency Accreditation		0%	4	0.00
Staff Clinical Licensure		0%	5	0.00
Incentives Total	5.25			4.42
Maximum total combined incentive credit allowed is 10 points.			Incentives Awarded	4.42

*Performance calculation descriptions can be found in the FY 2019 RBWO PBP Measurements and Standards Guide.

Child Protective Services Investigations and Dispositions	
The following investigations data, which is not used for scoring but is considered significant to a provider's performance, is from Georgia SHINES and is not considered final or complete until the end of the fiscal year.	
Total Reports:	3
Number Screened In:	3
Number Screened Out:	0
Number Substantiated:	0
Number Unsubstantiated:	1
Number Active CPS Investigations:	2



Performance-Based Placement Measures RBWO Provider GA+SCORECARD - CPA

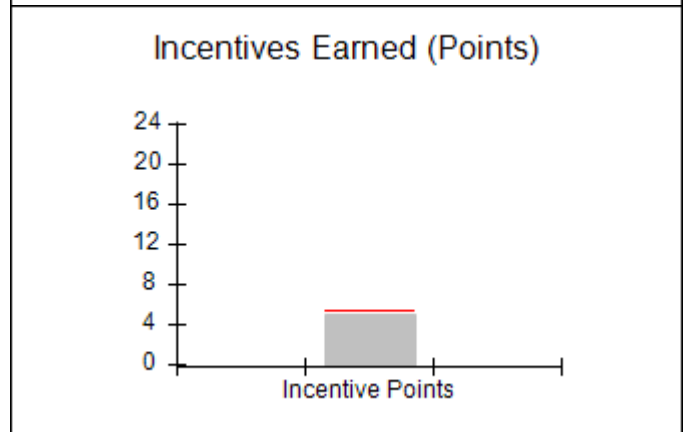
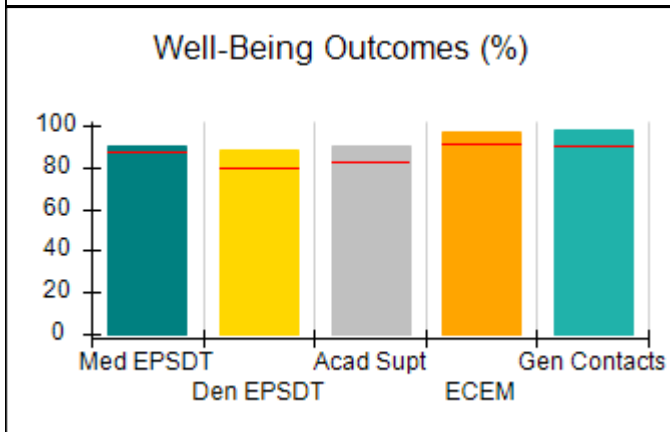
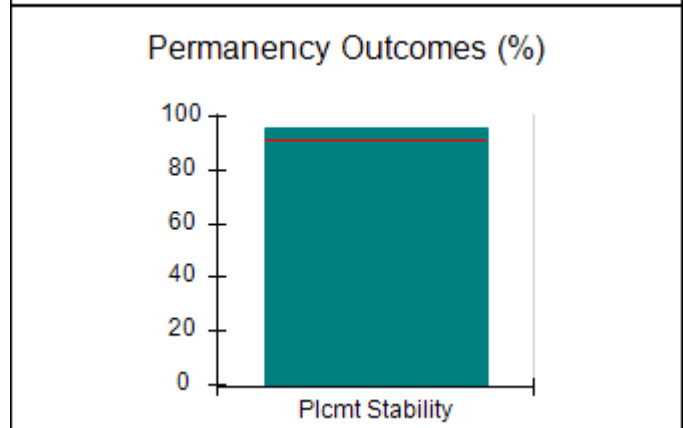
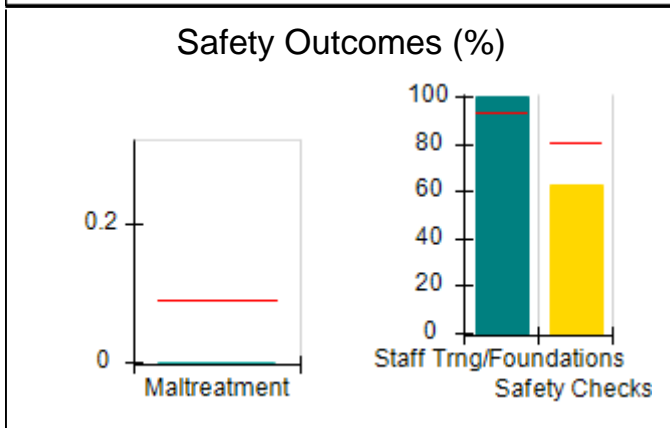
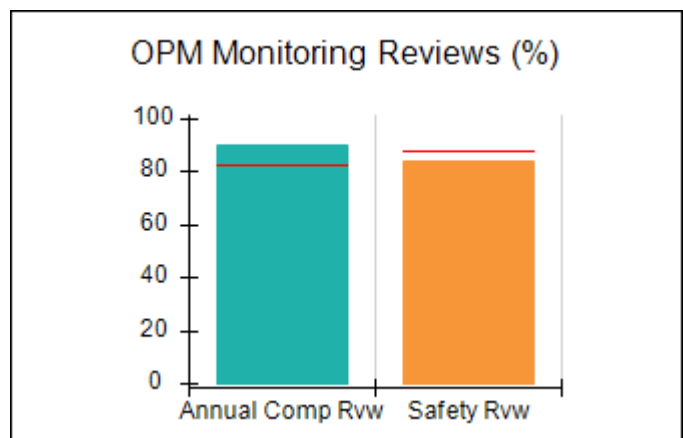
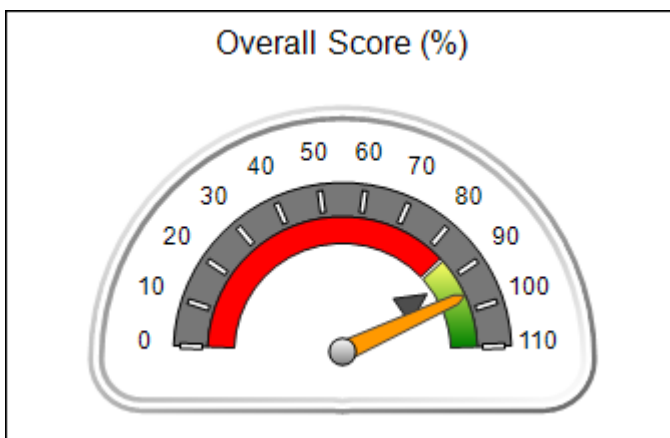
Report Quarter: Q1 FY2021

Provider/Program Name: ENA, Inc., dba NECCO (formerly GA SAFE) - Valdosta (5330) - CPA

120 North Oak St., Valdosta, GA 31601	Quarterly Scores (Grades)		Current Quarter Score (Grade)
Phone: 2294157957	Q1: 95.89 (A)	Q2: (N/A)	95.89% (A)
Vendor ID# 156826	Q3: (N/A)	Q4: (N/A)	
# New Foster Homes During Quarter: 6	# Children in Care During Quarter: 89	# Placements During Quarter: 93	# Children in Care On Last Day: 79

Quarterly Provider Comparisons to All CPAs

▼ — indicates average for all CPAs





Performance-Based Placement Measures RBWO Provider GA+SCORECARD - CPA

Report Quarter: Q1 FY2021

Provider/Program Name: ENA, Inc., dba NECCO (formerly GA SAFE) - Valdosta (5330) - CPA				
120 North Oak St., Valdosta, GA 31601		Quarterly Scores (Grades)		Current Quarter Score (Grade)
Phone: 2294157957		Q1: 95.89 (A)	Q2: (N/A)	95.89% (A)
Vendor ID# 156826		Q3: (N/A)	Q4: (N/A)	
# New Foster Homes During Quarter: 6		# Children in Care During Quarter: 89	# Placements During Quarter: 93	# Children in Care On Last Day: 79
	Avg Performance All CPAs (%)	Provider Performance (%)*	Possible Points (Weight)	Provider Points Earned
OPM Monitoring Reviews				
Annual Comprehensive Reviews	83%	90%	25	22.40
Safety Reviews	87%	84%	15	12.53
Monitoring Sub-Total			40	34.93
CPA Safety Outcomes				
Incidence of Maltreatment	0.09%	No Substantiated Reports	10	10.00
Staff Training	93%	100%	5	5.00
Staff Safety Checks	81%	63%	5	3.15
Safety Sub-Total			20	18.15
CPA Permanency Outcomes				
Placement Stability	91%	96%	15	14.40
Permanency Sub-Total			15	14.40
CPA Well-Being Outcomes				
EPSDT Medical Visits	87%	90%	4	3.60
EPSDT Dental Visits	79%	88%	4	3.52
Academic Supports	82%	90%	3	2.70
Provider ECEM Visits	91%	97%	7	6.79
Provider General Contacts	90%	98%	7	6.86
Placements with Siblings	70%	84%	Not Scored	Not Scored
Placements within Legal County	15%	24%	Not Scored	Not Scored
Well-Being Sub-Total			25	23.47
*Performance calculation descriptions can be found in the FY 2019 RBWO PBP Measurements and Standards Guide.				
Monitoring & Outcomes: Possible Points = 100			Points Earned: 90.95	
Score Before Incentives Credit				90.95%
Incentives Awarded				4.94 pts
PBP Verification				N/A pts
Total Score				95.89%



DHS, DFCS, Office of Provider Management
Performance-Based Placement Measures
RBWO Provider GA+SCORECARD - CPA



Report Quarter: Q1 FY2021

Provider/Program Name: ENA, Inc., dba NECCO (formerly GA SAFE) - Valdosta (5330) - CPA

# New Foster Homes During Quarter: 6	# Children in Care During Quarter: 89	# Placements During Quarter: 93	# Children in Care On Last Day: 79	
CPA Incentive Credits	Avg Performance All CPAs (%)	Provider Performance (%)*	Possible Points (Weight)	Provider Points Earned
Early EPSDT Medical Visits		89%	2	1.78
Early EPSDT Dental Visits		58%	2	1.16
Permanency Contacts		0%	5	0.00
Additional Academic Supports		0%	2	0.00
HS Grad/GED/Prof or Trade Certificate/College		N/A	10/5/5/1	
EYSS Agreement		Not Eligible	5	
Community Connections		0%	4	0.00
Foster Hm Retention Rate (threshold = 90)		91%	2	2.00
Foster Hm Recruitment (threshold = 100)		75%	2	0.00
Active Agency Accreditation		0%	4	0.00
Staff Clinical Licensure		0%	5	0.00
Incentives Total	5.25			4.94
Maximum total combined incentive credit allowed is 10 points.			Incentives Awarded	4.94

*Performance calculation descriptions can be found in the FY 2019 RBWO PBP Measurements and Standards Guide.

Child Protective Services Investigations and Dispositions	
The following investigations data, which is not used for scoring but is considered significant to a provider's performance, is from Georgia SHINES and is not considered final or complete until the end of the fiscal year.	
Total Reports:	0
Number Screened In:	0
Number Screened Out:	0
Number Substantiated:	0
Number Unsubstantiated:	0
Number Active CPS Investigations:	0



DHS, DFCS, Office of Provider Management
Performance-Based Placement Measures
RBWO Provider GA+SCORECARD - CPA

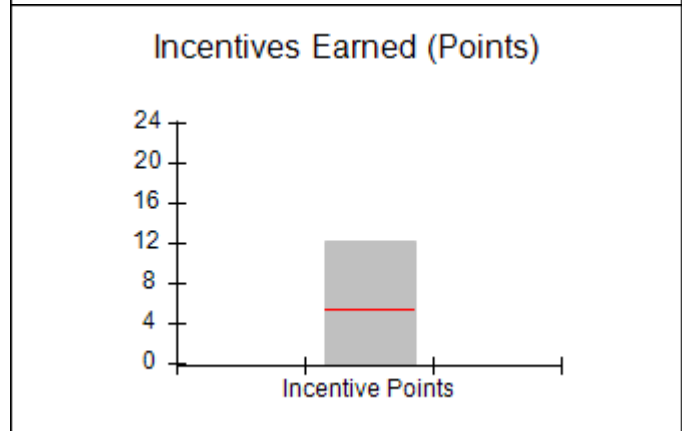
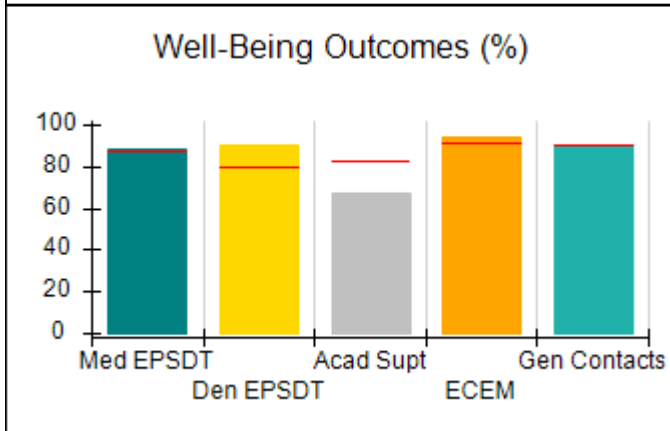
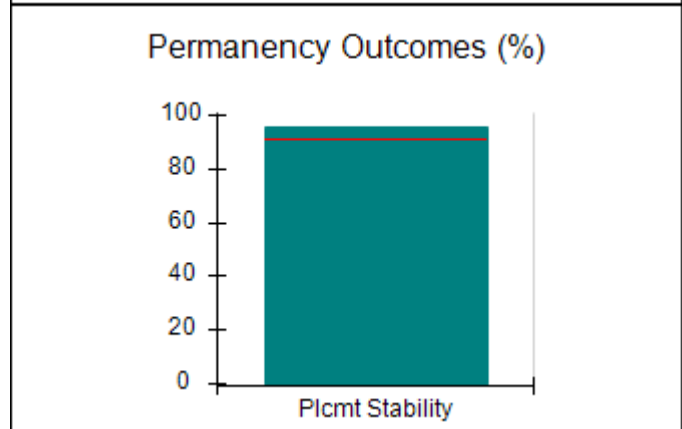
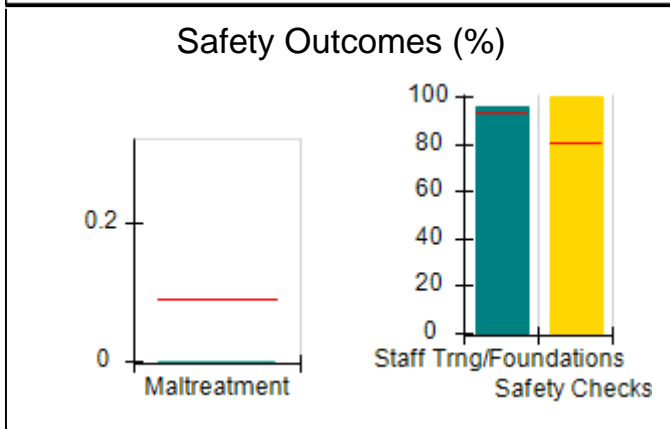
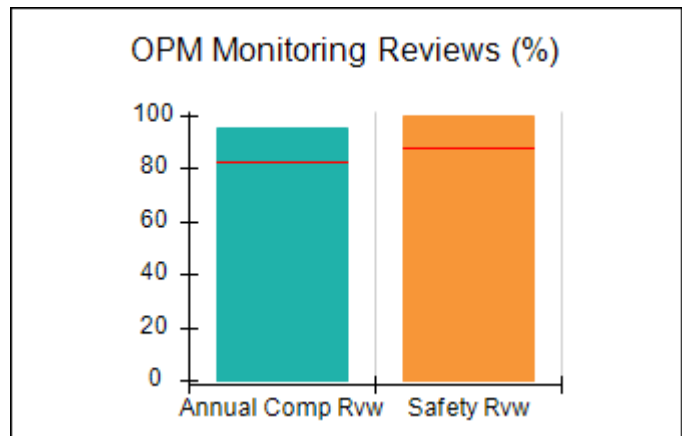
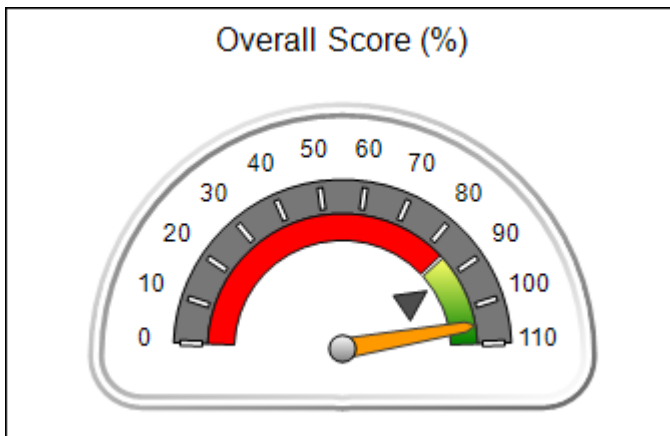


Report Quarter: Q1 FY2021

Provider/Program Name: Faithbridge Foster Care - Atlanta (974) - CPA			
4400 Northpoint Parkway, Alpharetta, GA 30022	Quarterly Scores (Grades)		Current Quarter Score (Grade)
Phone: 678-690-7114	Q1: 105.04 (A+)	Q2: (N/A)	105.04% (A+)
Vendor ID# 82494	Q3: (N/A)	Q4: (N/A)	
# New Foster Homes During Quarter: 27	# Children in Care During Quarter: 293	# Placements During Quarter: 303	# Children in Care On Last Day: 236

Quarterly Provider Comparisons to All CPAs

▼ — indicates average for all CPAs





DHS, DFCS, Office of Provider Management
Performance-Based Placement Measures
RBWO Provider GA+SCORECARD - CPA



Report Quarter: Q1 FY2021

Provider/Program Name: Faithbridge Foster Care - Atlanta (974) - CPA				
4400 Northpoint Parkway, Alpharetta, GA 30022	Quarterly Scores (Grades)		Current Quarter Score (Grade)	
Phone: 678-690-7114	Q1: 105.04 (A+)	Q2: (N/A)	105.04% (A+)	
Vendor ID# 82494	Q3: (N/A)	Q4: (N/A)		
# New Foster Homes During Quarter: 27	# Children in Care During Quarter: 293	# Placements During Quarter: 303	# Children in Care On Last Day: 236	
	Avg Performance All CPAs (%)	Provider Performance (%)*	Possible Points (Weight)	Provider Points Earned
OPM Monitoring Reviews				
Annual Comprehensive Reviews	83%	95%	25	23.83
Safety Reviews	87%	100%	15	15.00
Monitoring Sub-Total			40	38.83
CPA Safety Outcomes				
Incidence of Maltreatment	0.09%	No Substantiated Reports	10	10.00
Staff Training	93%	96%	5	4.80
Staff Safety Checks	81%	100%	5	5.00
Safety Sub-Total			20	19.80
CPA Permanency Outcomes				
Placement Stability	91%	96%	15	14.40
Permanency Sub-Total			15	14.40
CPA Well-Being Outcomes				
EPSDT Medical Visits	87%	88%	4	3.52
EPSDT Dental Visits	79%	90%	4	3.60
Academic Supports	82%	67%	3	2.01
Provider ECEM Visits	91%	94%	7	6.58
Provider General Contacts	90%	90%	7	6.30
Placements with Siblings	70%	62%	Not Scored	Not Scored
Placements within Legal County	15%	24%	Not Scored	Not Scored
Well-Being Sub-Total			25	22.01
*Performance calculation descriptions can be found in the FY 2019 RBWO PBP Measurements and Standards Guide.				
Monitoring & Outcomes: Possible Points = 100			Points Earned: 95.04	
Score Before Incentives Credit			95.04%	
Incentives Awarded			10.00 pts	
PBP Verification			0.00 pts	
Total Score			105.04%	



DHS, DFCS, Office of Provider Management
Performance-Based Placement Measures
RBWO Provider GA+SCORECARD - CPA



Report Quarter: Q1 FY2021

Provider/Program Name: Faithbridge Foster Care - Atlanta (974) - CPA					
CPA Incentive Credits		Avg Performance All CPAs (%)	Provider Performance (%)*	Possible Points (Weight)	Provider Points Earned
# New Foster Homes During Quarter: 27		# Children in Care During Quarter: 293		# Placements During Quarter: 303	# Children in Care On Last Day: 236
Early EPSDT Medical Visits			60%	2	1.20
Early EPSDT Dental Visits			70%	2	1.40
Permanency Contacts			0%	5	0.00
Additional Academic Supports			33%	2	0.66
HS Grad/GED/Prof or Trade Certificate/College			N/A	10/5/5/1	
EYSS Agreement			100%	5	5.00
Community Connections			0%	4	0.00
Foster Hm Retention Rate (threshold = 90)			88%	2	0.00
Foster Hm Recruitment (threshold = 100)			650%	2	2.00
Active Agency Accreditation			50%	4	2.00
Staff Clinical Licensure			0%	5	0.00
Incentives Total		5.25			12.26
Maximum total combined incentive credit allowed is 10 points.				Incentives Awarded	10.00
*Performance calculation descriptions can be found in the FY 2019 RBWO PBP Measurements and Standards Guide.					

Child Protective Services Investigations and Dispositions	
The following investigations data, which is not used for scoring but is considered significant to a provider's performance, is from Georgia SHINES and is not considered final or complete until the end of the fiscal year.	
Total Reports:	11
Number Screened In:	5
Number Screened Out:	6
Number Substantiated:	0
Number Unsubstantiated:	0
Number Active CPS Investigations:	5



DHS, DFCS, Office of Provider Management
Performance-Based Placement Measures
RBWO Provider GA+SCORECARD - CPA

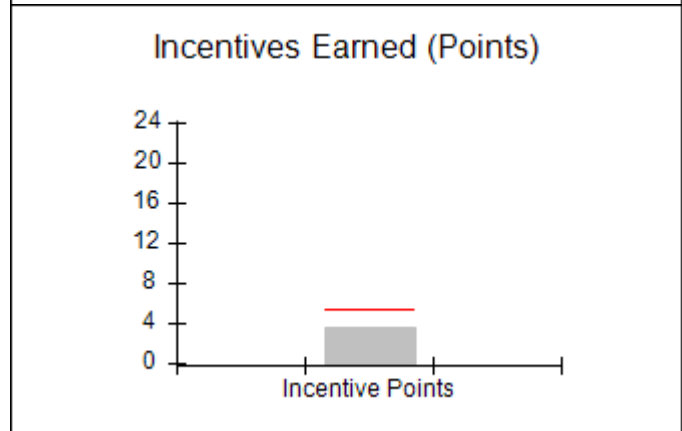
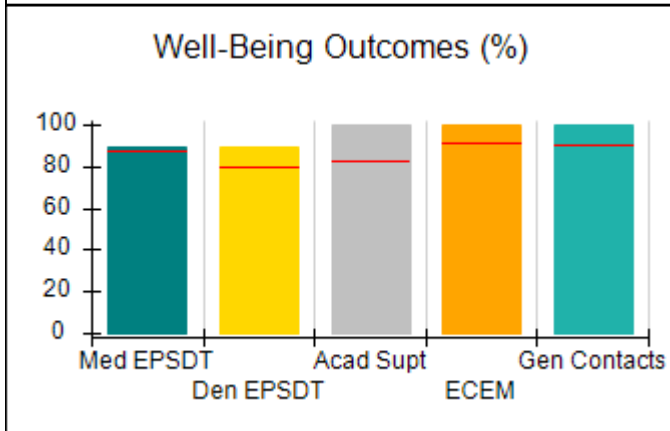
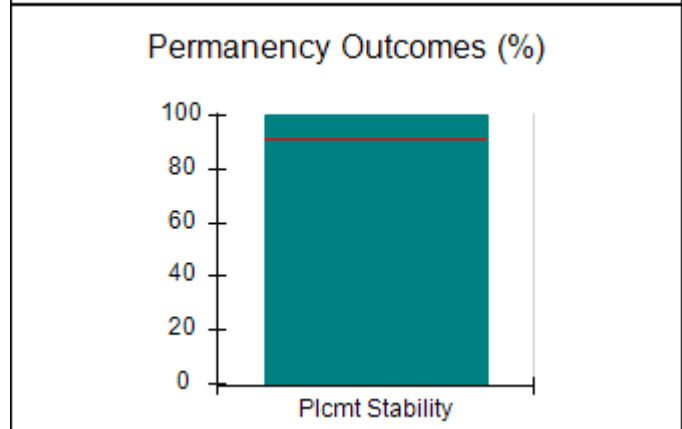
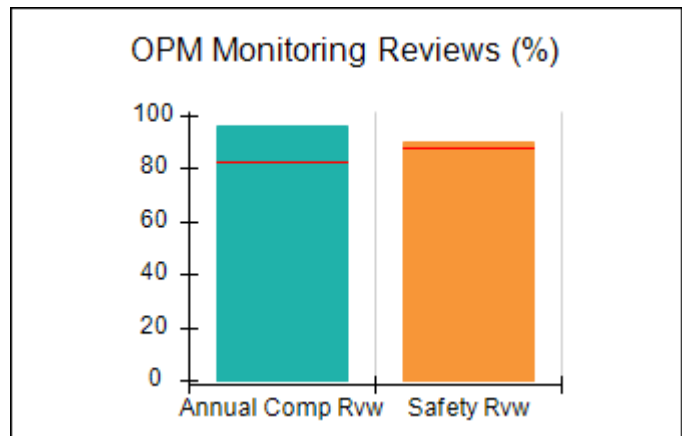
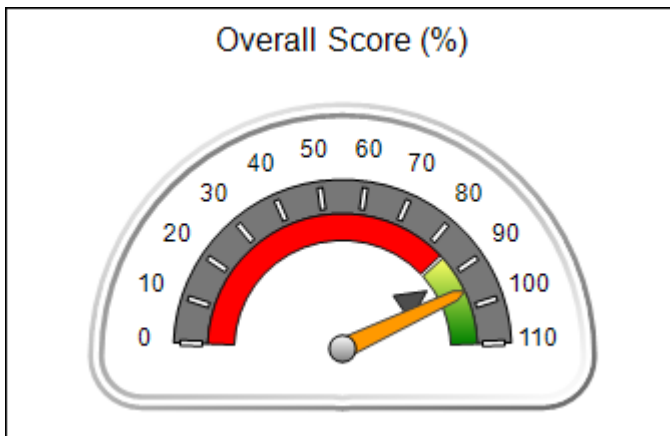


Report Quarter: Q1 FY2021

Provider/Program Name: Families 4 Families - Dublin (5339) - CPA			
508 Tucker Street, Dublin, GA 31021	Quarterly Scores (Grades)		Current Quarter Score (Grade)
Phone: 478-308-7952	Q1: 95.56 (A)	Q2: (N/A)	95.56% (A)
Vendor ID# 157625	Q3: (N/A)	Q4: (N/A)	
# New Foster Homes During Quarter: 0	# Children in Care During Quarter: 13	# Placements During Quarter: 13	# Children in Care On Last Day: 10

Quarterly Provider Comparisons to All CPAs

▼ — indicates average for all CPAs





DHS, DFCS, Office of Provider Management
Performance-Based Placement Measures
RBWO Provider GA+SCORECARD - CPA



Report Quarter: Q1 FY2021

Provider/Program Name: Families 4 Families - Dublin (5339) - CPA				
508 Tucker Street, Dublin, GA 31021		Quarterly Scores (Grades)		Current Quarter Score (Grade)
Phone: 478-308-7952		Q1: 95.56 (A)	Q2: (N/A)	95.56% (A)
Vendor ID# 157625		Q3: (N/A)	Q4: (N/A)	
# New Foster Homes During Quarter: 0	# Children in Care During Quarter: 13	# Placements During Quarter: 13	# Children in Care On Last Day: 10	
	Avg Performance All CPAs (%)	Provider Performance (%)*	Possible Points (Weight)	Provider Points Earned
OPM Monitoring Reviews				
Annual Comprehensive Reviews	83%	96%	25	23.96
Safety Reviews	87%	90%	15	13.50
Monitoring Sub-Total			40	37.46
CPA Safety Outcomes				
Incidence of Maltreatment	0.09%	No Substantiated Reports	10	10.00
Staff Training	93%	100%	5	5.00
Staff Safety Checks	81%	75%	5	3.75
Safety Sub-Total			20	18.75
CPA Permanency Outcomes				
Placement Stability	91%	100%	15	15.00
Permanency Sub-Total			15	15.00
CPA Well-Being Outcomes				
EPSDT Medical Visits	87%	89%	4	3.56
EPSDT Dental Visits	79%	89%	4	3.56
Academic Supports	82%	100%	3	3.00
Provider ECEM Visits	91%	100%	7	7.00
Provider General Contacts	90%	100%	7	7.00
Placements with Siblings	70%	92%	Not Scored	Not Scored
Placements within Legal County	15%	0%	Not Scored	Not Scored
Well-Being Sub-Total			25	24.12
*Performance calculation descriptions can be found in the FY 2019 RBWO PBP Measurements and Standards Guide.				
Monitoring & Outcomes: Possible Points = 100			Points Earned: 95.33	
			Score Before Incentives Credit	95.33%
			Incentives Awarded	3.50 pts
			PBP Verification	-3.27 pts
			Total Score	95.56%



DHS, DFCS, Office of Provider Management
Performance-Based Placement Measures
RBWO Provider GA+SCORECARD - CPA



Report Quarter: Q1 FY2021

Provider/Program Name: Families 4 Families - Dublin (5339) - CPA					
# New Foster Homes During Quarter: 0		# Children in Care During Quarter: 13	# Placements During Quarter: 13	# Children in Care On Last Day: 10	
CPA Incentive Credits	Avg Performance All CPAs (%)	Provider Performance (%)*	Possible Points (Weight)	Provider Points Earned	
Early EPSDT Medical Visits		0%	2	0.00	
Early EPSDT Dental Visits		50%	2	1.00	
Permanency Contacts		None Planned	5		
Additional Academic Supports		100%	2	2.00	
HS Grad/GED/Prof or Trade Certificate/College		N/A	10/5/5/1		
EYSS Agreement		Not Eligible	5		
Community Connections		0%	4	0.00	
Foster Hm Retention Rate (threshold = 90)		50%	2	0.00	
Foster Hm Recruitment (threshold = 100)		0%	2	0.00	
Active Agency Accreditation		0%	4	0.00	
Staff Clinical Licensure		10%	5	0.50	
Incentives Total	5.25			3.50	
Maximum total combined incentive credit allowed is 10 points.			Incentives Awarded	3.50	
*Performance calculation descriptions can be found in the FY 2019 RBWO PBP Measurements and Standards Guide.					

Child Protective Services Investigations and Dispositions		
The following investigations data, which is not used for scoring but is considered significant to a provider's performance, is from Georgia SHINES and is not considered final or complete until the end of the fiscal year.		
Total Reports:	0	
Number Screened In:	0	
Number Screened Out:	0	
Number Substantiated:	0	
Number Unsubstantiated:	0	
Number Active CPS Investigations:	0	



DHS, DFCS, Office of Provider Management
Performance-Based Placement Measures
RBWO Provider GA+SCORECARD - CPA

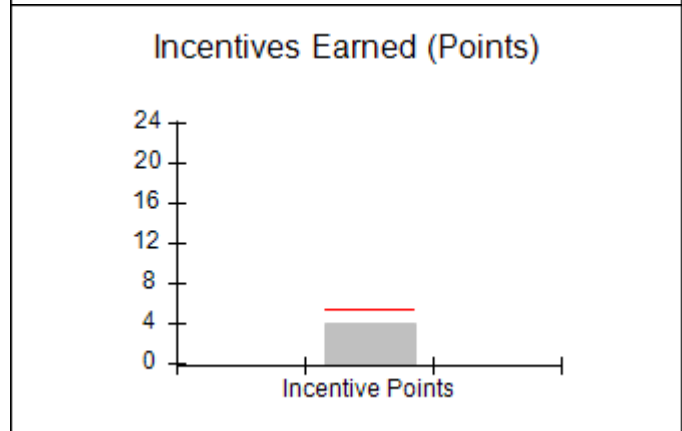
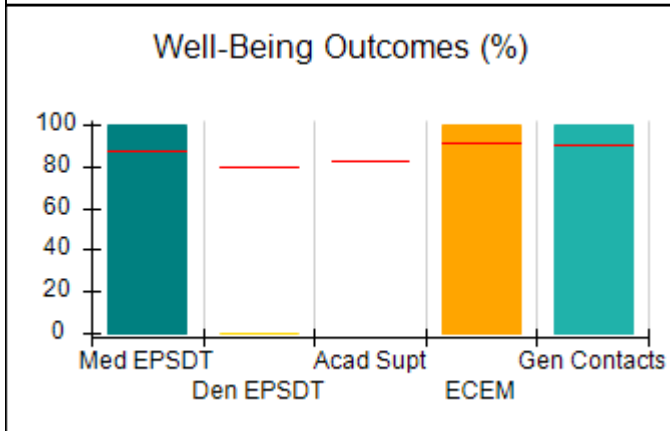
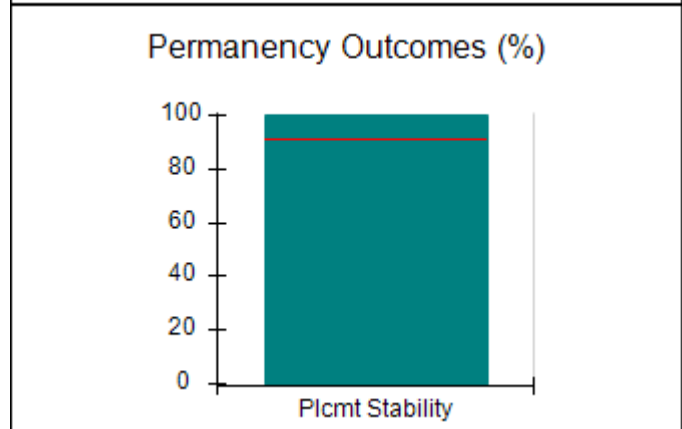
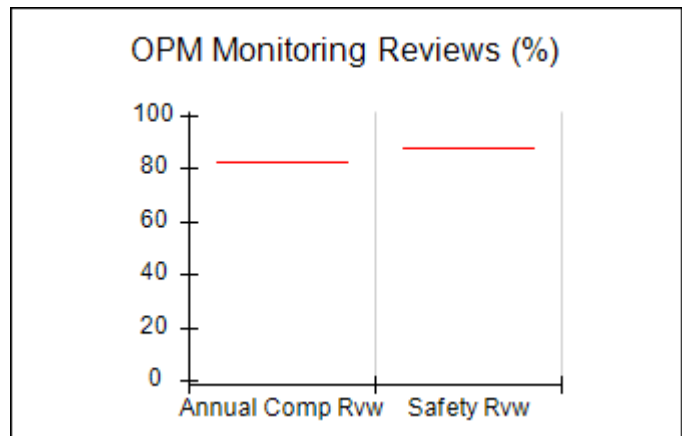
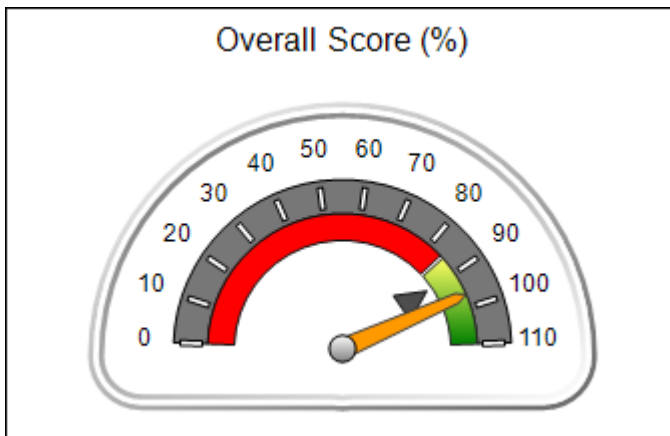


Report Quarter: Q1 FY2021

Provider/Program Name: Families 4 Families - Griffin (5436) - CPA			
1533 Industrial Blvd., Griffin, GA 30224	Quarterly Scores (Grades)		Current Quarter Score (Grade)
Phone: 770-462-3405	Q1: 96.43 (A)	Q2: (N/A)	96.43% (A)
Vendor ID# 169218	Q3: (N/A)	Q4: (N/A)	
# New Foster Homes During Quarter: 5	# Children in Care During Quarter: 1	# Placements During Quarter: 1	# Children in Care On Last Day: 1

Quarterly Provider Comparisons to All CPAs

▼ — indicates average for all CPAs





DHS, DFCS, Office of Provider Management
Performance-Based Placement Measures
RBWO Provider GA+SCORECARD - CPA



Report Quarter: Q1 FY2021

Provider/Program Name: Families 4 Families - Griffin (5436) - CPA				
1533 Industrial Blvd., Griffin, GA 30224		Quarterly Scores (Grades)		Current Quarter Score (Grade)
Phone: 770-462-3405		Q1: 96.43 (A)	Q2: (N/A)	96.43% (A)
Vendor ID# 169218		Q3: (N/A)	Q4: (N/A)	
# New Foster Homes During Quarter: 5	# Children in Care During Quarter: 1	# Placements During Quarter: 1	# Children in Care On Last Day: 1	
	Avg Performance All CPAs (%)	Provider Performance (%)*	Possible Points (Weight)	Provider Points Earned
OPM Monitoring Reviews				
Annual Comprehensive Reviews	83%	Not Yet Conducted		
Safety Reviews	87%	Not Yet Conducted		
Monitoring Sub-Total				0.00
CPA Safety Outcomes				
Incidence of Maltreatment	0.09%	No Substantiated Reports	10	10.00
Staff Training	93%	100%	5	5.00
Staff Safety Checks	81%	100%	5	5.00
Safety Sub-Total			20	20.00
CPA Permanency Outcomes				
Placement Stability	91%	100%	15	15.00
Permanency Sub-Total			15	15.00
CPA Well-Being Outcomes				
EPSDT Medical Visits	87%	100%	4.5	4.55
EPSDT Dental Visits	79%	0%	4.5	0.00
Academic Supports	82%	Not Eligible		
Provider ECEM Visits	91%	100%	8	7.95
Provider General Contacts	90%	100%	8	7.95
Placements with Siblings	70%	100%	Not Scored	Not Scored
Placements within Legal County	15%	Not Eligible	Not Scored	Not Scored
Well-Being Sub-Total			25	20.46
*Performance calculation descriptions can be found in the FY 2019 RBWO PBP Measurements and Standards Guide.				
Monitoring & Outcomes: Possible Points = 60			Points Earned: 55.46	
Score Before Incentives Credit				92.43%
Incentives Awarded				4.00 pts
PBP Verification				N/A pts
Total Score				96.43%



DHS, DFCS, Office of Provider Management
Performance-Based Placement Measures
RBWO Provider GA+SCORECARD - CPA



Report Quarter: Q1 FY2021

Provider/Program Name: Families 4 Families - Griffin (5436) - CPA				
# New Foster Homes During Quarter: 5	# Children in Care During Quarter: 1	# Placements During Quarter: 1	# Children in Care On Last Day: 1	
CPA Incentive Credits	Avg Performance All CPAs (%)	Provider Performance (%)*	Possible Points (Weight)	Provider Points Earned
Early EPSDT Medical Visits		Not Eligible	2	
Early EPSDT Dental Visits		0%	2	0.00
Permanency Contacts		None Planned	5	
Additional Academic Supports		Not Eligible	2	
HS Grad/GED/Prof or Trade Certificate/College		N/A	10/5/5/1	
EYSS Agreement		Not Eligible	5	
Community Connections		0%	4	0.00
Foster Hm Retention Rate (threshold = 90)		100%	2	2.00
Foster Hm Recruitment (threshold = 100)		400%	2	2.00
Active Agency Accreditation		0%	4	0.00
Staff Clinical Licensure		0%	5	0.00
Incentives Total	5.25			4.00
Maximum total combined incentive credit allowed is 10 points.			Incentives Awarded	4.00
*Performance calculation descriptions can be found in the FY 2019 RBWO PBP Measurements and Standards Guide.				

Child Protective Services Investigations and Dispositions		
The following investigations data, which is not used for scoring but is considered significant to a provider's performance, is from Georgia SHINES and is not considered final or complete until the end of the fiscal year.		
Total Reports:	0	
Number Screened In:	0	
Number Screened Out:	0	
Number Substantiated:	0	
Number Unsubstantiated:	0	
Number Active CPS Investigations:	0	



DHS, DFCS, Office of Provider Management
Performance-Based Placement Measures
RBWO Provider GA+SCORECARD - CPA

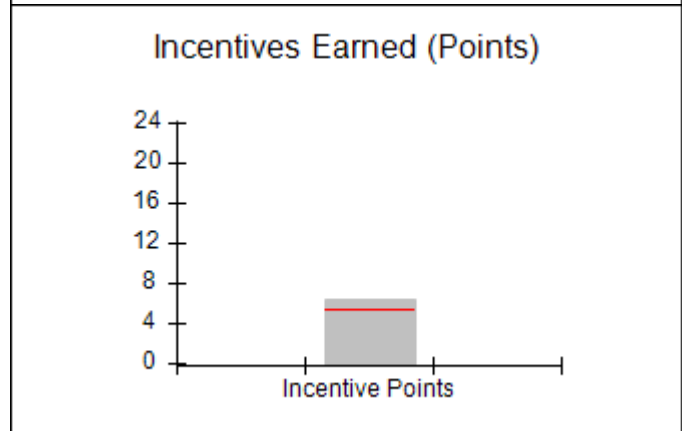
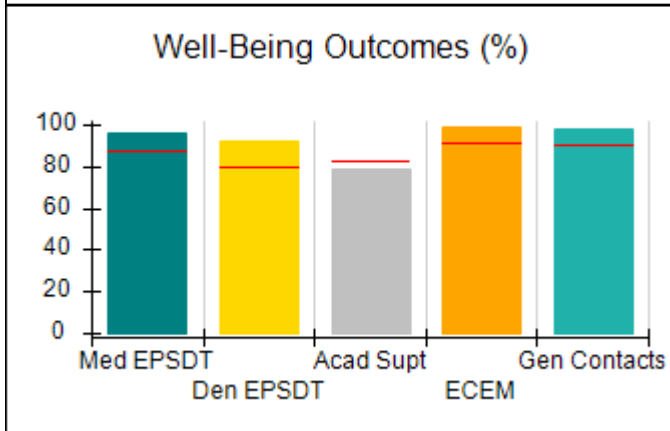
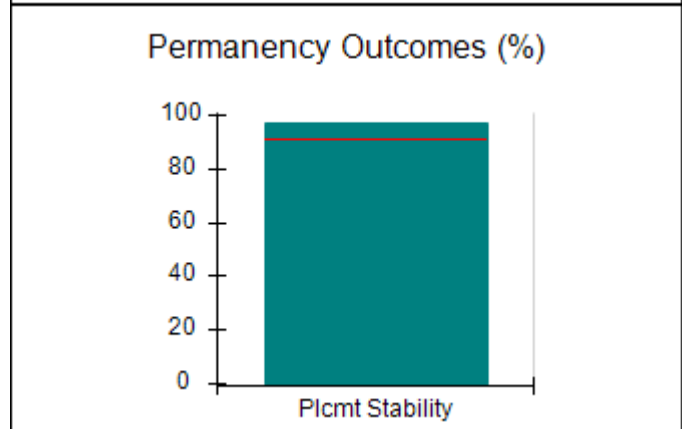
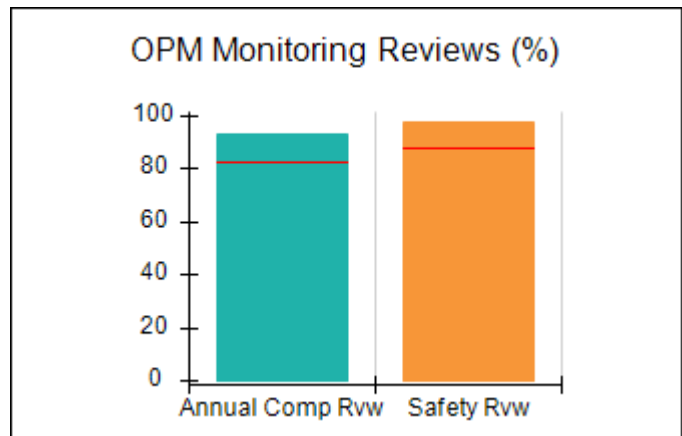
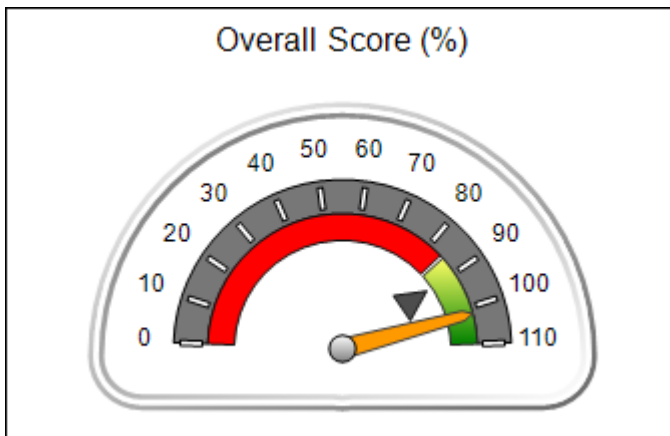


Report Quarter: Q1 FY2021

Provider/Program Name: Families 4 Families - Loganville (5257) - CPA			
3915 Harrison Road, Loganville, GA 30052	Quarterly Scores (Grades)		Current Quarter Score (Grade)
Phone: 770-462-3405	Q1: 101.80 (A+)	Q2: (N/A)	101.80% (A+)
Vendor ID# 152583	Q3: (N/A)	Q4: (N/A)	
# New Foster Homes During Quarter: 11	# Children in Care During Quarter: 139	# Placements During Quarter: 140	# Children in Care On Last Day: 121

Quarterly Provider Comparisons to All CPAs

▼ — indicates average for all CPAs





DHS, DFCS, Office of Provider Management
Performance-Based Placement Measures
RBWO Provider GA+SCORECARD - CPA



Report Quarter: Q1 FY2021

Provider/Program Name: Families 4 Families - Loganville (5257) - CPA				
3915 Harrison Road, Loganville, GA 30052		Quarterly Scores (Grades)		Current Quarter Score (Grade)
Phone: 770-462-3405		Q1: 101.80 (A+)	Q2: (N/A)	101.80% (A+)
Vendor ID# 152583		Q3: (N/A)	Q4: (N/A)	
# New Foster Homes During Quarter: 11	# Children in Care During Quarter: 139	# Placements During Quarter: 140	# Children in Care On Last Day: 121	
	Avg Performance All CPAs (%)	Provider Performance (%)*	Possible Points (Weight)	Provider Points Earned
OPM Monitoring Reviews				
Annual Comprehensive Reviews	83%	93%	25	23.25
Safety Reviews	87%	98%	15	14.63
Monitoring Sub-Total			40	37.87
CPA Safety Outcomes				
Incidence of Maltreatment	0.09%	No Substantiated Reports	10	10.00
Staff Training	93%	100%	5	5.00
Staff Safety Checks	81%	88%	5	4.40
Safety Sub-Total			20	19.40
CPA Permanency Outcomes				
Placement Stability	91%	97%	15	14.55
Permanency Sub-Total			15	14.55
CPA Well-Being Outcomes				
EPSDT Medical Visits	87%	96%	4	3.84
EPSDT Dental Visits	79%	92%	4	3.68
Academic Supports	82%	79%	3	2.37
Provider ECEM Visits	91%	99%	7	6.93
Provider General Contacts	90%	98%	7	6.86
Placements with Siblings	70%	84%	Not Scored	Not Scored
Placements within Legal County	15%	26%	Not Scored	Not Scored
Well-Being Sub-Total			25	23.68
*Performance calculation descriptions can be found in the FY 2019 RBWO PBP Measurements and Standards Guide.				
Monitoring & Outcomes: Possible Points = 100			Points Earned: 95.50	
			Score Before Incentives Credit	95.50%
			Incentives Awarded	6.30 pts
			PBP Verification	N/A pts
			Total Score	101.80%



DHS, DFCS, Office of Provider Management
Performance-Based Placement Measures
RBWO Provider GA+SCORECARD - CPA



Report Quarter: Q1 FY2021

Provider/Program Name: Families 4 Families - Loganville (5257) - CPA				
# New Foster Homes During Quarter: 11	# Children in Care During Quarter: 139	# Placements During Quarter: 140	# Children in Care On Last Day: 121	
CPA Incentive Credits	Avg Performance All CPAs (%)	Provider Performance (%)*	Possible Points (Weight)	Provider Points Earned
Early EPSDT Medical Visits		88%	2	1.76
Early EPSDT Dental Visits		72%	2	1.44
Permanency Contacts		0%	5	0.00
Additional Academic Supports		30%	2	0.60
HS Grad/GED/Prof or Trade Certificate/College		N/A	10/5/5/1	
EYSS Agreement		Not Eligible	5	
Community Connections		0%	4	0.00
Foster Hm Retention Rate (threshold = 90)		85%	2	0.00
Foster Hm Recruitment (threshold = 100)		325%	2	2.00
Active Agency Accreditation		0%	4	0.00
Staff Clinical Licensure		10%	5	0.50
Incentives Total	5.25			6.30
Maximum total combined incentive credit allowed is 10 points.			Incentives Awarded	6.30
*Performance calculation descriptions can be found in the FY 2019 RBWO PBP Measurements and Standards Guide.				

Child Protective Services Investigations and Dispositions	
The following investigations data, which is not used for scoring but is considered significant to a provider's performance, is from Georgia SHINES and is not considered final or complete until the end of the fiscal year.	
Total Reports:	4
Number Screened In:	0
Number Screened Out:	4
Number Substantiated:	0
Number Unsubstantiated:	0
Number Active CPS Investigations:	0



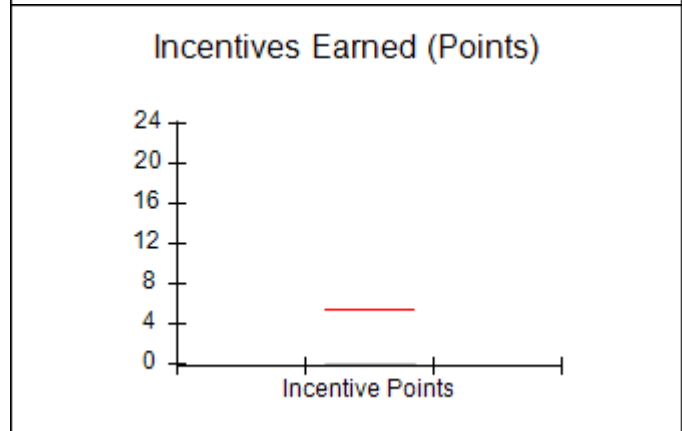
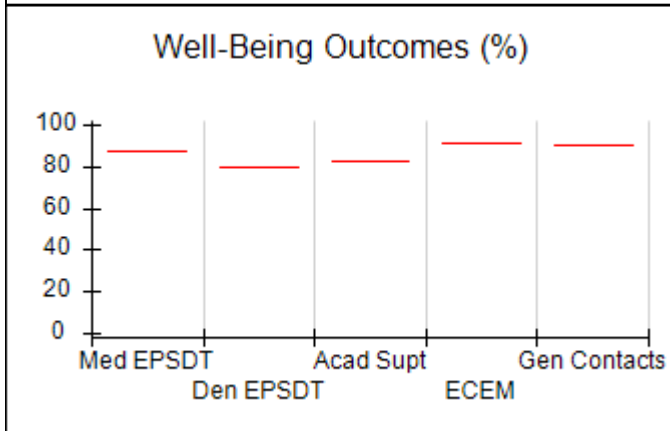
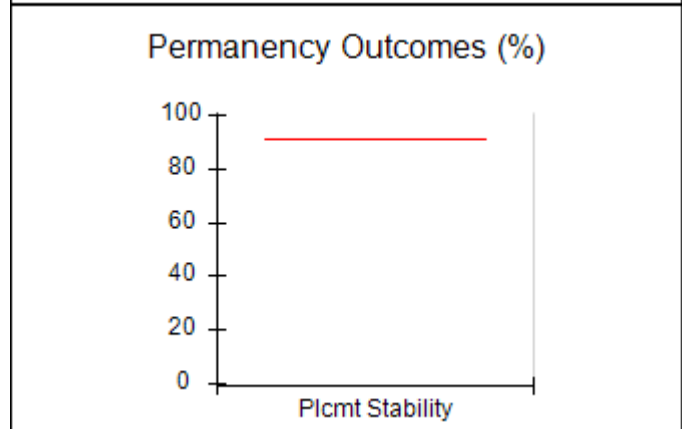
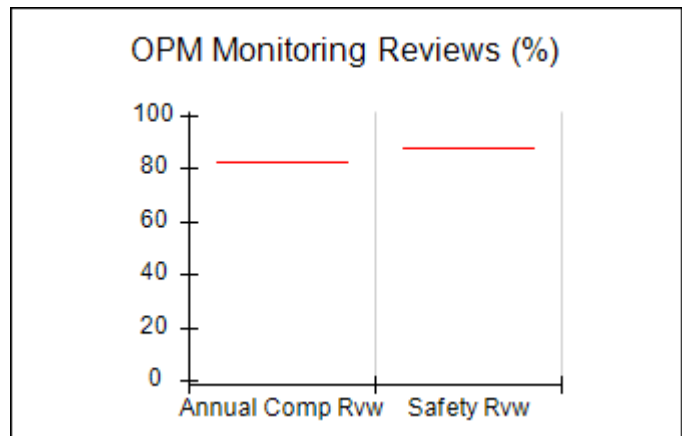
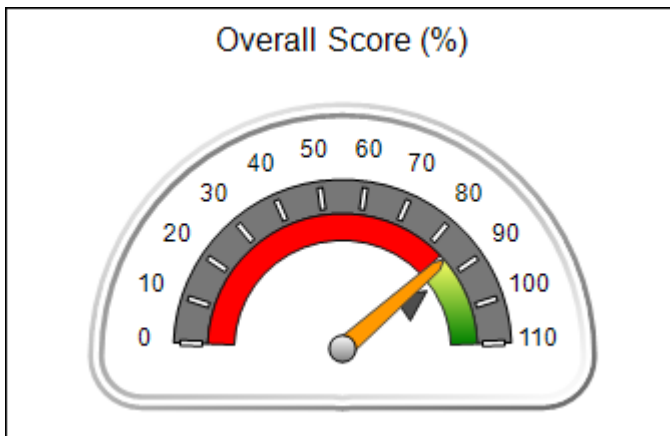
DHS, DFCS, Office of Provider Management
Performance-Based Placement Measures
RBWO Provider GA+SCORECARD - CPA



Report Quarter: Q1 FY2021

Provider/Program Name: Families 4 Families - Statesboro (5437) - CPA			
38 Gold Club Circle, Statesboro, GA 30458	Quarterly Scores (Grades)		Current Quarter Score (Grade)
Phone: 770-462-3405	Q1: 85.50 (B)	Q2: (N/A)	85.50% (B)
Vendor ID# 169219	Q3: (N/A)	Q4: (N/A)	
# New Foster Homes During Quarter: 1	# Children in Care During Quarter: 0	# Placements During Quarter: 0	# Children in Care On Last Day: 0
Quarterly Provider Comparisons to All CPAs			

▼ — indicates average for all CPAs





DHS, DFCS, Office of Provider Management
Performance-Based Placement Measures
RBWO Provider GA+SCORECARD - CPA



Report Quarter: Q1 FY2021

Provider/Program Name: Families 4 Families - Statesboro (5437) - CPA				
38 Gold Club Circle, Statesboro, GA 30458	Quarterly Scores (Grades)			Current Quarter Score (Grade)
Phone: 770-462-3405	Q1: 85.50 (B)	Q2: (N/A)	85.50%	
Vendor ID# 169219	Q3: (N/A)	Q4: (N/A)	(B)	
# New Foster Homes During Quarter: 1	# Children in Care During Quarter: 0	# Placements During Quarter: 0	# Children in Care On Last Day: 0	
	Avg Performance All CPAs (%)	Provider Performance (%)*	Possible Points (Weight)	Provider Points Earned
OPM Monitoring Reviews				
Annual Comprehensive Reviews	83%	Not Yet Conducted		
Safety Reviews	87%	Not Yet Conducted		
Monitoring Sub-Total				0.00
CPA Safety Outcomes				
Incidence of Maltreatment	0.09%	Not Eligible		
Staff Training	93%	100%	10	10.00
Staff Safety Checks	81%	71%	10	7.10
Safety Sub-Total			20	17.10
CPA Permanency Outcomes				
Placement Stability	91%	Not Eligible		
Permanency Sub-Total			N/A	
CPA Well-Being Outcomes				
EPSDT Medical Visits	87%	Not Eligible		
EPSDT Dental Visits	79%	Not Eligible		
Academic Supports	82%	Not Eligible		
Provider ECEM Visits	91%	Not Eligible		
Provider General Contacts	90%	Not Eligible		
Placements with Siblings	70%	Not Eligible	Not Scored	Not Scored
Placements within Legal County	15%	Not Eligible	Not Scored	Not Scored
Well-Being Sub-Total			N/A	

*Performance calculation descriptions can be found in the FY 2019 RBWO PBP Measurements and Standards Guide.

Monitoring & Outcomes: Possible Points = 20	Points Earned: 17.10
Score Before Incentives Credit	85.50%
Incentives Awarded	0.00 pts
PBP Verification	N/A pts
Total Score	85.50%



DHS, DFCS, Office of Provider Management
Performance-Based Placement Measures
RBWO Provider GA+SCORECARD - CPA



Report Quarter: Q1 FY2021

Provider/Program Name: Families 4 Families - Statesboro (5437) - CPA				
# New Foster Homes During Quarter: 1		# Children in Care During Quarter: 0	# Placements During Quarter: 0	# Children in Care On Last Day: 0
CPA Incentive Credits	Avg Performance All CPAs (%)	Provider Performance (%)*	Possible Points (Weight)	Provider Points Earned
Early EPSDT Medical Visits		Not Eligible	2	
Early EPSDT Dental Visits		Not Eligible	2	
Permanency Contacts		None Planned	5	
Additional Academic Supports		Not Eligible	2	
HS Grad/GED/Prof or Trade Certificate/College		N/A	10/5/5/1	
EYSS Agreement		Not Eligible	5	
Community Connections		Not Eligible	4	
Foster Hm Retention Rate (threshold = 90)		Not Eligible	2	0.00
Foster Hm Recruitment (threshold = 100)		0%	2	0.00
Active Agency Accreditation		0%	4	0.00
Staff Clinical Licensure		0%	5	0.00
Incentives Total	5.25			0.00
Maximum total combined incentive credit allowed is 10 points.			Incentives Awarded	0.00
*Performance calculation descriptions can be found in the FY 2019 RBWO PBP Measurements and Standards Guide.				

Child Protective Services Investigations and Dispositions	
The following investigations data, which is not used for scoring but is considered significant to a provider's performance, is from Georgia SHINES and is not considered final or complete until the end of the fiscal year.	
Total Reports:	0
Number Screened In:	0
Number Screened Out:	0
Number Substantiated:	0
Number Unsubstantiated:	0
Number Active CPS Investigations:	0



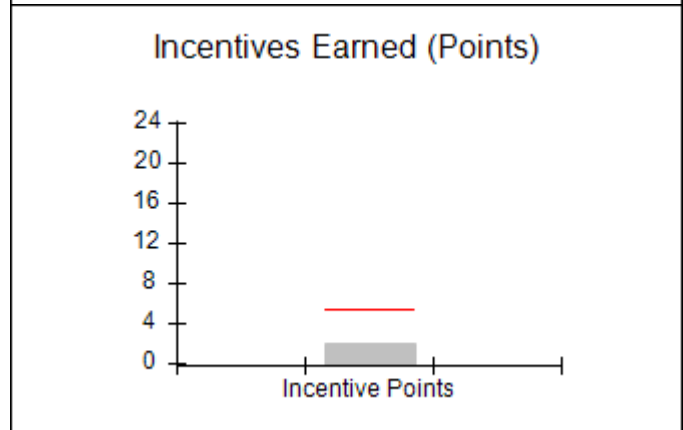
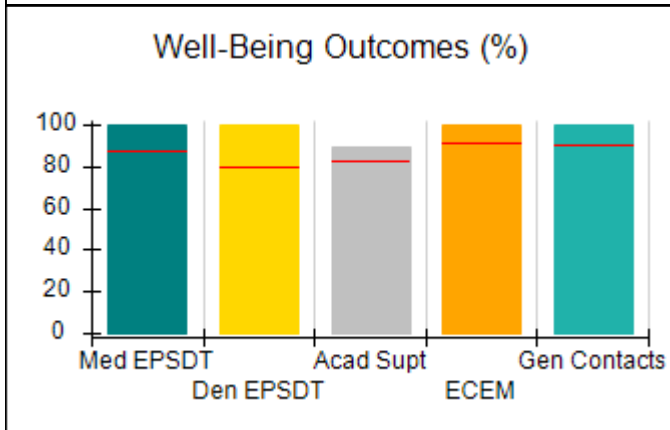
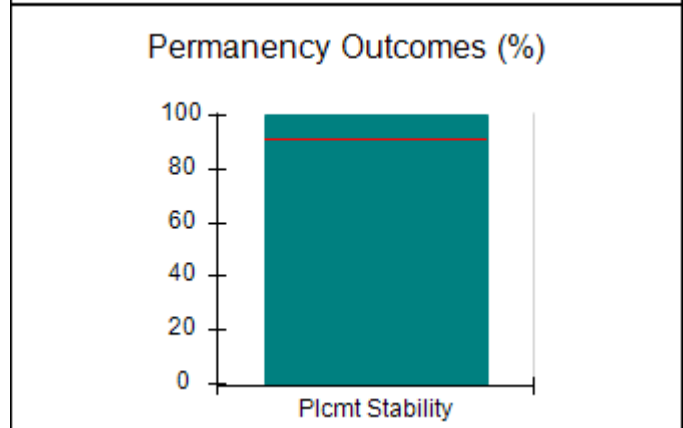
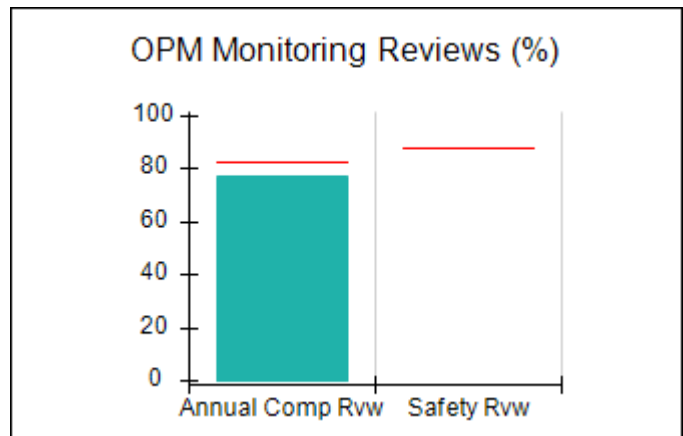
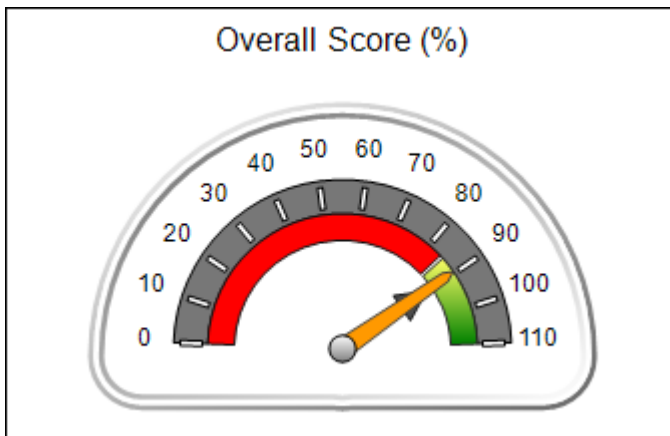
DHS, DFCS, Office of Provider Management
Performance-Based Placement Measures
RBWO Provider GA+SCORECARD - CPA



Report Quarter: Q1 FY2021

Provider/Program Name: Families First - Foster Care Program: Atlanta (639) - CPA			
80 Joseph E. Lowery Blvd NW, Atlanta, GA 30314	Quarterly Scores (Grades)		Current Quarter Score (Grade)
Phone: 404-853-2867	Q1: 89.50 (B+)	Q2: (N/A)	89.50% (B+)
Vendor ID# 35335	Q3: (N/A)	Q4: (N/A)	
# New Foster Homes During Quarter: 0	# Children in Care During Quarter: 4	# Placements During Quarter: 4	# Children in Care On Last Day: 4
Quarterly Provider Comparisons to All CPAs			

▼ — indicates average for all CPAs





DHS, DFCS, Office of Provider Management
Performance-Based Placement Measures
RBWO Provider GA+SCORECARD - CPA



Report Quarter: Q1 FY2021

Provider/Program Name: Families First - Foster Care Program: Atlanta (639) - CPA				
80 Joseph E. Lowery Blvd NW, Atlanta, GA 30314	Quarterly Scores (Grades)			Current Quarter Score (Grade)
Phone: 404-853-2867	Q1: 89.50 (B+)	Q2: (N/A)	89.50% (B+)	
Vendor ID# 35335	Q3: (N/A)	Q4: (N/A)		
# New Foster Homes During Quarter: 0	# Children in Care During Quarter: 4	# Placements During Quarter: 4	# Children in Care On Last Day: 4	
	Avg Performance All CPAs (%)	Provider Performance (%)*	Possible Points (Weight)	Provider Points Earned
OPM Monitoring Reviews				
Annual Comprehensive Reviews	83%	77%	25	19.28
Safety Reviews	87%	Not Yet Conducted		
Monitoring Sub-Total			25	19.28
CPA Safety Outcomes				
Incidence of Maltreatment	0.09%	No Substantiated Reports	10	10.00
Staff Training	93%	100%	5	5.00
Staff Safety Checks	81%	33%	5	1.65
Safety Sub-Total			20	16.65
CPA Permanency Outcomes				
Placement Stability	91%	100%	15	15.00
Permanency Sub-Total			15	15.00
CPA Well-Being Outcomes				
EPSDT Medical Visits	87%	100%	4	4.00
EPSDT Dental Visits	79%	100%	4	4.00
Academic Supports	82%	89%	3	2.67
Provider ECEM Visits	91%	100%	7	7.00
Provider General Contacts	90%	100%	7	7.00
Placements with Siblings	70%	0%	Not Scored	Not Scored
Placements within Legal County	15%	Not Eligible	Not Scored	Not Scored
Well-Being Sub-Total			25	24.67
*Performance calculation descriptions can be found in the FY 2019 RBWO PBP Measurements and Standards Guide.				
Monitoring & Outcomes: Possible Points = 85			Points Earned: 75.60	
			Score Before Incentives Credit	88.94%
			Incentives Awarded	2.00 pts
			PBP Verification	-1.44 pts
			Total Score	89.50%



DHS, DFCS, Office of Provider Management
Performance-Based Placement Measures
RBWO Provider GA+SCORECARD - CPA



Report Quarter: Q1 FY2021

Provider/Program Name: Families First - Foster Care Program: Atlanta (639) - CPA				
# New Foster Homes During Quarter: 0	# Children in Care During Quarter: 4	# Placements During Quarter: 4	# Children in Care On Last Day: 4	
CPA Incentive Credits	Avg Performance All CPAs (%)	Provider Performance (%)*	Possible Points (Weight)	Provider Points Earned
Early EPSDT Medical Visits		Not Eligible	2	
Early EPSDT Dental Visits		50%	2	1.00
Permanency Contacts		None Planned	5	
Additional Academic Supports		0%	2	0.00
HS Grad/GED/Prof or Trade Certificate/College		N/A	10/5/5/1	
EYSS Agreement		Not Eligible	5	
Community Connections		0%	4	0.00
Foster Hm Retention Rate (threshold = 90)		0%	2	0.00
Foster Hm Recruitment (threshold = 100)		0%	2	0.00
Active Agency Accreditation		0%	4	0.00
Staff Clinical Licensure		20%	5	1.00
Incentives Total	5.25			2.00
Maximum total combined incentive credit allowed is 10 points.			Incentives Awarded	2.00
*Performance calculation descriptions can be found in the FY 2019 RBWO PBP Measurements and Standards Guide.				

Child Protective Services Investigations and Dispositions		
The following investigations data, which is not used for scoring but is considered significant to a provider's performance, is from Georgia SHINES and is not considered final or complete until the end of the fiscal year.		
Total Reports:	0	
Number Screened In:	0	
Number Screened Out:	0	
Number Substantiated:	0	
Number Unsubstantiated:	0	
Number Active CPS Investigations:	0	



DHS, DFCS, Office of Provider Management
Performance-Based Placement Measures
RBWO Provider GA+SCORECARD - CPA

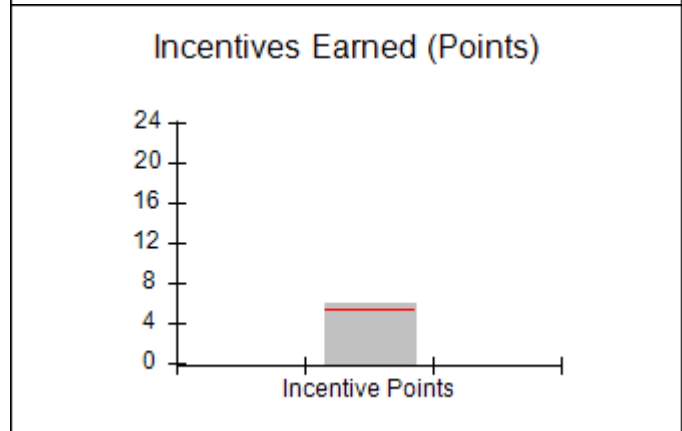
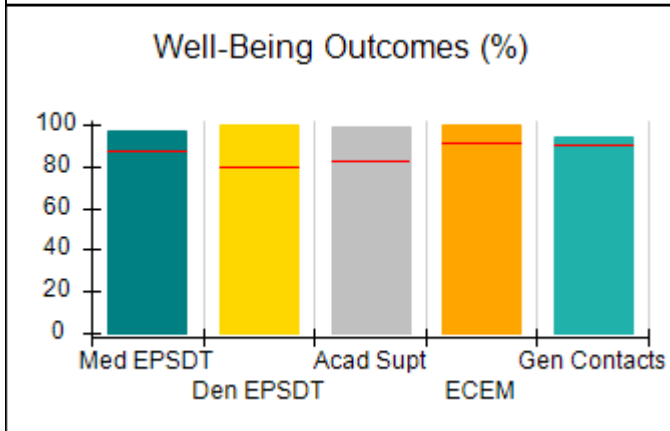
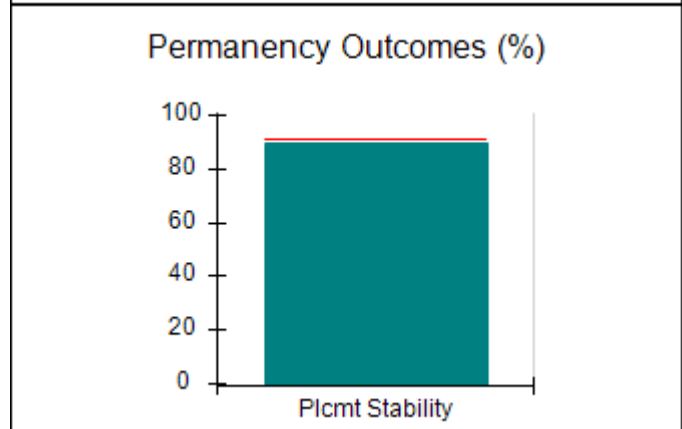
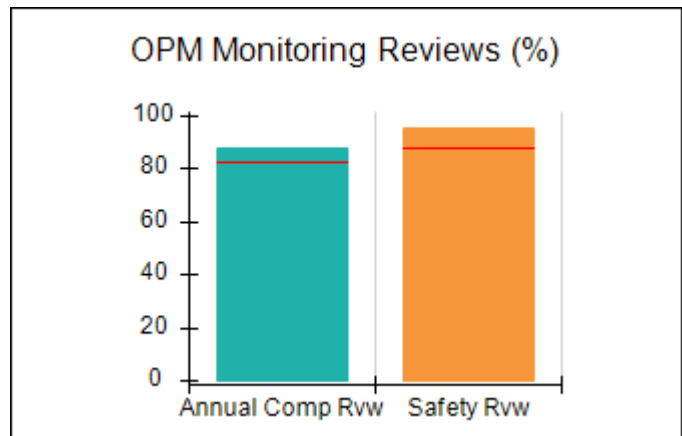
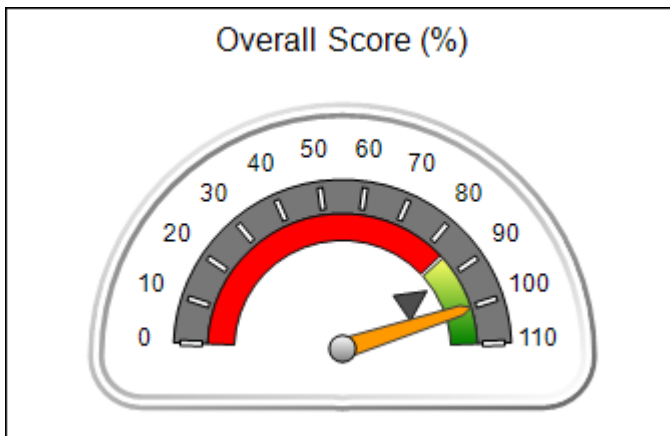


Report Quarter: Q1 FY2021

Provider/Program Name: Generational Child Care - (5267) - CPA			
275 Northside Crossing, Macon, GA 31210	Quarterly Scores (Grades)		Current Quarter Score (Grade)
Phone: 478-477-1289	Q1: 100.13 (A+)	Q2: (N/A)	100.13% (A+)
Vendor ID# 107250	Q3: (N/A)	Q4: (N/A)	
# New Foster Homes During Quarter: 2	# Children in Care During Quarter: 31	# Placements During Quarter: 34	# Children in Care On Last Day: 31

Quarterly Provider Comparisons to All CPAs

▼ — indicates average for all CPAs





DHS, DFCS, Office of Provider Management
Performance-Based Placement Measures
RBWO Provider GA+SCORECARD - CPA



Report Quarter: Q1 FY2021

Provider/Program Name: Generational Child Care - (5267) - CPA				
275 Northside Crossing, Macon, GA 31210		Quarterly Scores (Grades)		Current Quarter Score (Grade)
Phone: 478-477-1289		Q1: 100.13 (A+)	Q2: (N/A)	100.13% (A+)
Vendor ID# 107250		Q3: (N/A)	Q4: (N/A)	
# New Foster Homes During Quarter: 2	# Children in Care During Quarter: 31	# Placements During Quarter: 34	# Children in Care On Last Day: 31	
	Avg Performance All CPAs (%)	Provider Performance (%)*	Possible Points (Weight)	Provider Points Earned
OPM Monitoring Reviews				
Annual Comprehensive Reviews	83%	88%	25	21.95
Safety Reviews	87%	95%	15	14.25
Monitoring Sub-Total			40	36.20
CPA Safety Outcomes				
Incidence of Maltreatment	0.09%	No Substantiated Reports	10	10.00
Staff Training	93%	100%	5	5.00
Staff Safety Checks	81%	100%	5	5.00
Safety Sub-Total			20	20.00
CPA Permanency Outcomes				
Placement Stability	91%	90%	15	13.50
Permanency Sub-Total			15	13.50
CPA Well-Being Outcomes				
EPSDT Medical Visits	87%	97%	4	3.88
EPSDT Dental Visits	79%	100%	4	4.00
Academic Supports	82%	99%	3	2.97
Provider ECEM Visits	91%	100%	7	7.00
Provider General Contacts	90%	94%	7	6.58
Placements with Siblings	70%	100%	Not Scored	Not Scored
Placements within Legal County	15%	0%	Not Scored	Not Scored
Well-Being Sub-Total			25	24.43
*Performance calculation descriptions can be found in the FY 2019 RBWO PBP Measurements and Standards Guide.				
Monitoring & Outcomes: Possible Points = 100			Points Earned: 94.13	
Score Before Incentives Credit				94.13%
Incentives Awarded				6.00 pts
PBP Verification				N/A pts
Total Score				100.13%



DHS, DFCS, Office of Provider Management
Performance-Based Placement Measures
RBWO Provider GA+SCORECARD - CPA



Report Quarter: Q1 FY2021

Provider/Program Name: Generational Child Care - (5267) - CPA				
# New Foster Homes During Quarter: 2	# Children in Care During Quarter: 31	# Placements During Quarter: 34	# Children in Care On Last Day: 31	
CPA Incentive Credits	Avg Performance All CPAs (%)	Provider Performance (%)*	Possible Points (Weight)	Provider Points Earned
Early EPSDT Medical Visits		100%	2	2.00
Early EPSDT Dental Visits		100%	2	2.00
Permanency Contacts		0%	5	0.00
Additional Academic Supports		0%	2	0.00
HS Grad/GED/Prof or Trade Certificate/College		N/A	10/5/5/1	
EYSS Agreement		Not Eligible	5	
Community Connections		0%	4	0.00
Foster Hm Retention Rate (threshold = 90)		78%	2	0.00
Foster Hm Recruitment (threshold = 100)		50%	2	0.00
Active Agency Accreditation		50%	4	2.00
Staff Clinical Licensure		0%	5	0.00
Incentives Total	5.25			6.00
Maximum total combined incentive credit allowed is 10 points.			Incentives Awarded	6.00
*Performance calculation descriptions can be found in the FY 2019 RBWO PBP Measurements and Standards Guide.				

Child Protective Services Investigations and Dispositions		
The following investigations data, which is not used for scoring but is considered significant to a provider's performance, is from Georgia SHINES and is not considered final or complete until the end of the fiscal year.		
Total Reports:	0	
Number Screened In:	0	
Number Screened Out:	0	
Number Substantiated:	0	
Number Unsubstantiated:	0	
Number Active CPS Investigations:	0	



DHS, DFCS, Office of Provider Management
Performance-Based Placement Measures
RBWO Provider GA+SCORECARD - CPA

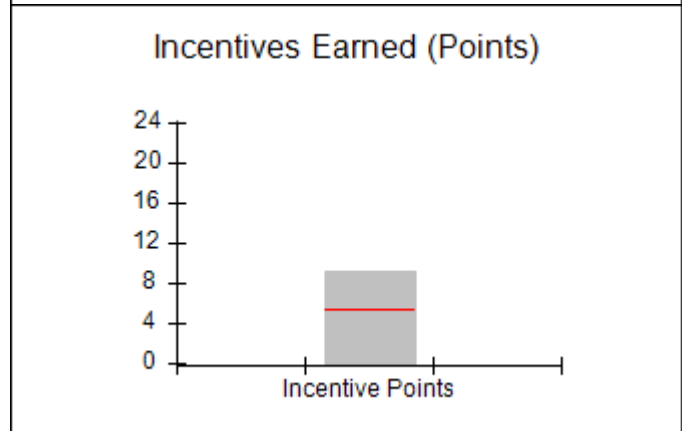
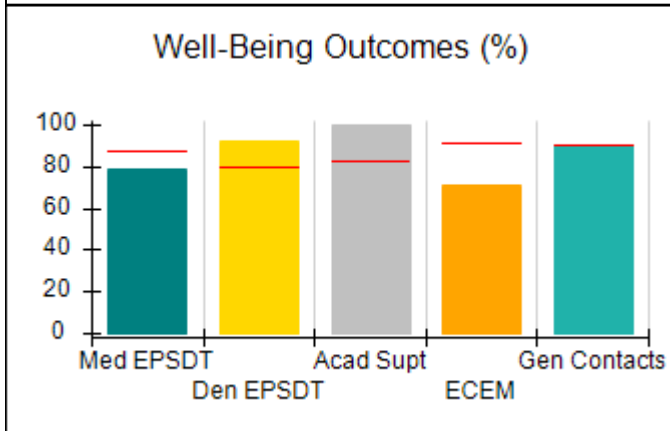
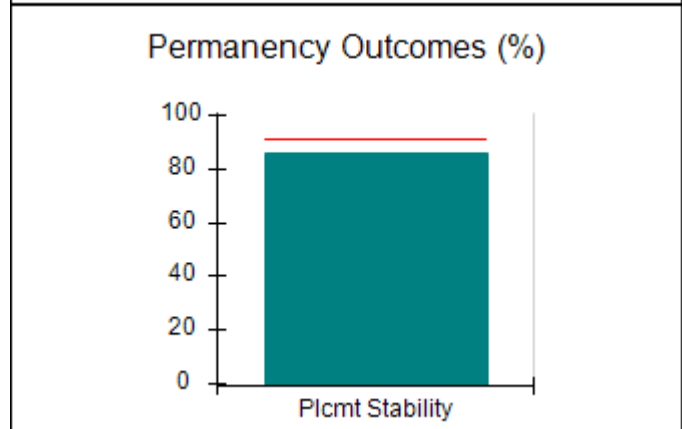
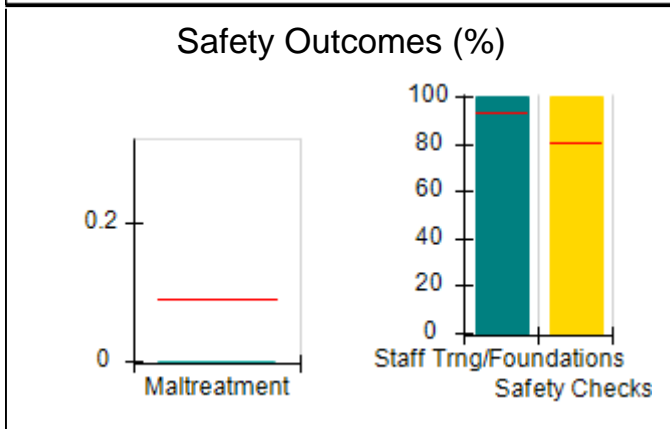
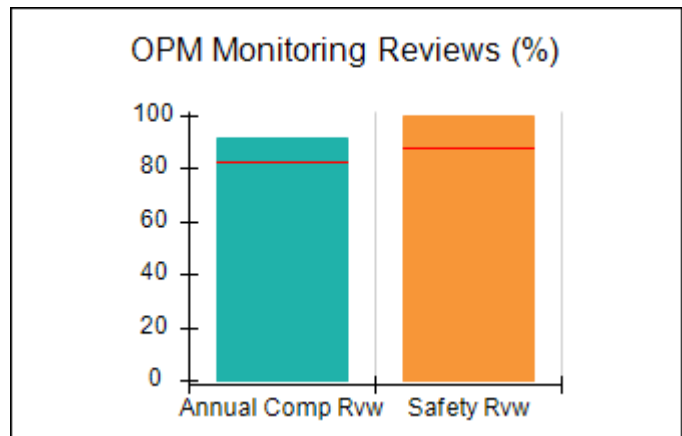
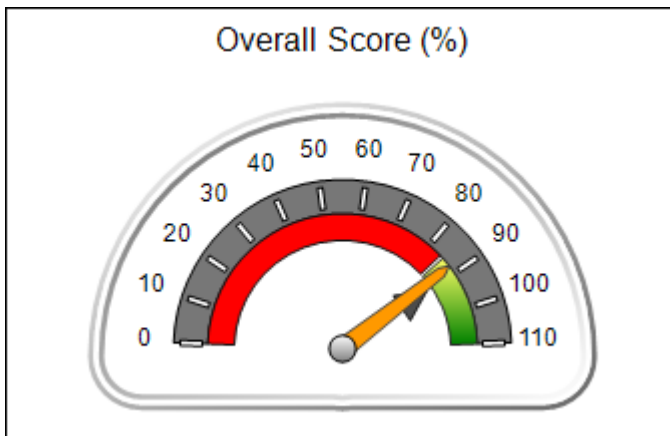


Report Quarter: Q1 FY2021

Provider/Program Name: Georgia Agape - (655) - CPA			
3094 Mercer University Dr., Atlanta, GA 30341	Quarterly Scores (Grades)		Current Quarter Score (Grade)
Phone: 770-452-9995	Q1: 87.71 (B+)	Q2: (N/A)	87.71% (B+)
Vendor ID# 35356	Q3: (N/A)	Q4: (N/A)	
# New Foster Homes During Quarter: 1	# Children in Care During Quarter: 14	# Placements During Quarter: 15	# Children in Care On Last Day: 13

Quarterly Provider Comparisons to All CPAs

▼ — indicates average for all CPAs





DHS, DFCS, Office of Provider Management
Performance-Based Placement Measures
RBWO Provider GA+SCORECARD - CPA



Report Quarter: Q1 FY2021

Provider/Program Name: Georgia Agape - (655) - CPA				
3094 Mercer University Dr., Atlanta, GA 30341		Quarterly Scores (Grades)		Current Quarter Score (Grade)
Phone: 770-452-9995		Q1: 87.71 (B+)	Q2: (N/A)	87.71% (B+)
Vendor ID# 35356		Q3: (N/A)	Q4: (N/A)	
# New Foster Homes During Quarter: 1	# Children in Care During Quarter: 14	# Placements During Quarter: 15	# Children in Care On Last Day: 13	
	Avg Performance All CPAs (%)	Provider Performance (%)*	Possible Points (Weight)	Provider Points Earned
OPM Monitoring Reviews				
Annual Comprehensive Reviews	83%	91%	25	22.80
Safety Reviews	87%	100%	15	15.00
Monitoring Sub-Total			40	37.80
CPA Safety Outcomes				
Incidence of Maltreatment	0.09%	No Substantiated Reports	10	10.00
Staff Training	93%	100%	5	5.00
Staff Safety Checks	81%	100%	5	5.00
Safety Sub-Total			20	20.00
CPA Permanency Outcomes				
Placement Stability	91%	86%	15	12.90
Permanency Sub-Total			15	12.90
CPA Well-Being Outcomes				
EPSDT Medical Visits	87%	79%	4	3.16
EPSDT Dental Visits	79%	92%	4	3.68
Academic Supports	82%	100%	3	3.00
Provider ECEM Visits	91%	71%	7	4.97
Provider General Contacts	90%	90%	7	6.30
Placements with Siblings	70%	100%	Not Scored	Not Scored
Placements within Legal County	15%	0%	Not Scored	Not Scored
Well-Being Sub-Total			25	21.11
*Performance calculation descriptions can be found in the FY 2019 RBWO PBP Measurements and Standards Guide.				
Monitoring & Outcomes: Possible Points = 100			Points Earned: 91.81	
Score Before Incentives Credit				91.81%
Incentives Awarded				9.10 pts
PBP Verification				-13.20 pts
Total Score				87.71%



DHS, DFCS, Office of Provider Management
Performance-Based Placement Measures
RBWO Provider GA+SCORECARD - CPA



Report Quarter: Q1 FY2021

Provider/Program Name: Georgia Agape - (655) - CPA				
# New Foster Homes During Quarter: 1	# Children in Care During Quarter: 14	# Placements During Quarter: 15	# Children in Care On Last Day: 13	
CPA Incentive Credits	Avg Performance All CPAs (%)	Provider Performance (%)*	Possible Points (Weight)	Provider Points Earned
Early EPSDT Medical Visits		100%	2	2.00
Early EPSDT Dental Visits		80%	2	1.60
Permanency Contacts		0%	5	0.00
Additional Academic Supports		100%	2	2.00
HS Grad/GED/Prof or Trade Certificate/College		N/A	10/5/5/1	
EYSS Agreement		Not Eligible	5	
Community Connections		0%	4	0.00
Foster Hm Retention Rate (threshold = 90)		86%	2	0.00
Foster Hm Recruitment (threshold = 100)		100%	2	2.00
Active Agency Accreditation		0%	4	0.00
Staff Clinical Licensure		30%	5	1.50
Incentives Total	5.25			9.10
Maximum total combined incentive credit allowed is 10 points.			Incentives Awarded	9.10
*Performance calculation descriptions can be found in the FY 2019 RBWO PBP Measurements and Standards Guide.				

Child Protective Services Investigations and Dispositions		
The following investigations data, which is not used for scoring but is considered significant to a provider's performance, is from Georgia SHINES and is not considered final or complete until the end of the fiscal year.		
Total Reports:	0	
Number Screened In:	0	
Number Screened Out:	0	
Number Substantiated:	0	
Number Unsubstantiated:	0	
Number Active CPS Investigations:	0	



Performance-Based Placement Measures RBWO Provider GA+SCORECARD - CPA

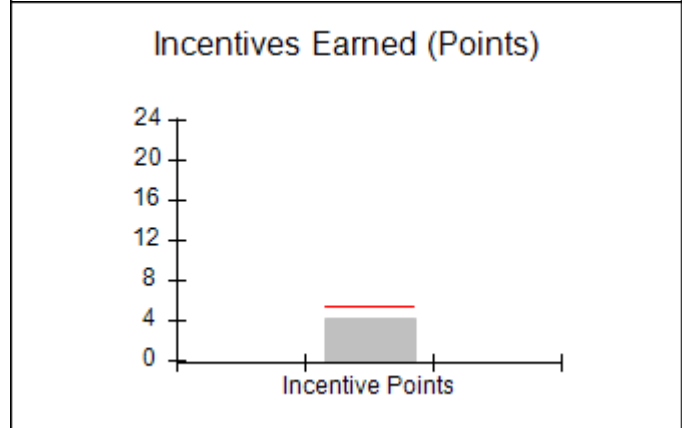
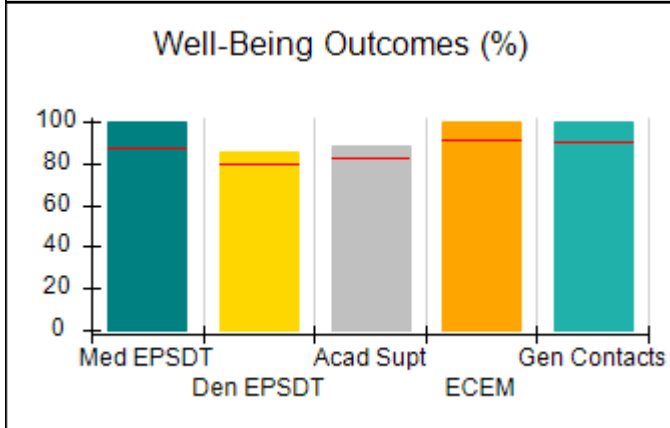
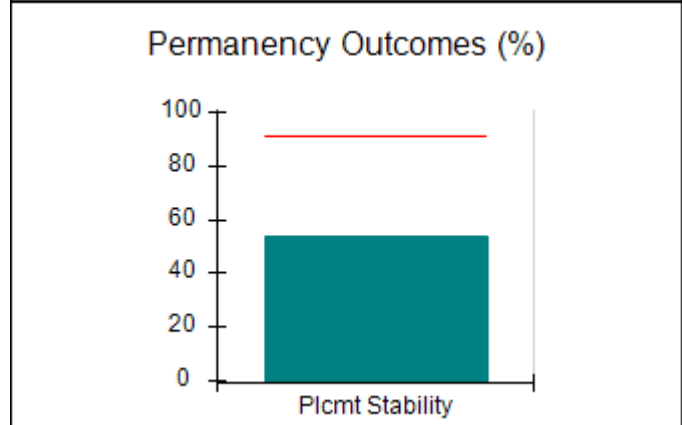
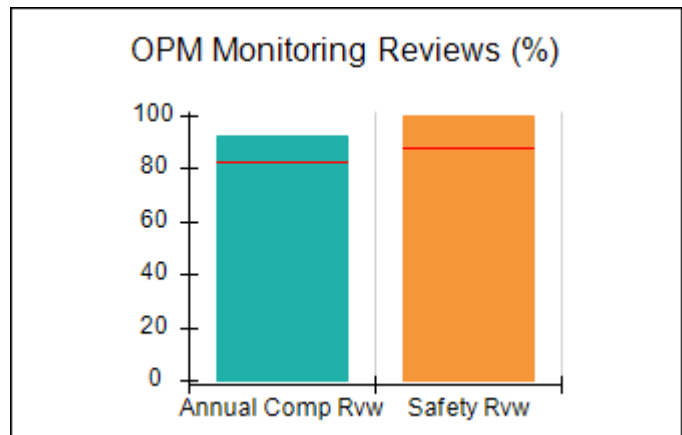
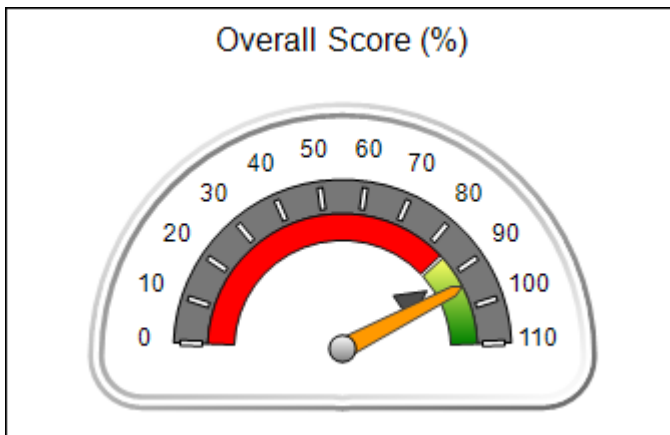
Report Quarter: Q1 FY2021

Provider/Program Name: Georgia Baptist Children's Home & Family Ministries - Palmetto Campus (CPA) (5211) - CPA

9250 Hutcheson Ferry Road, Palmetto, GA 30268	Quarterly Scores (Grades)		Current Quarter Score (Grade)
Phone: 770-463-3800	Q1: 94.18 (A)	Q2: (N/A)	94.18% (A)
Vendor ID# 131262	Q3: (N/A)	Q4: (N/A)	
# New Foster Homes During Quarter: 1	# Children in Care During Quarter: 13	# Placements During Quarter: 17	# Children in Care On Last Day: 9

Quarterly Provider Comparisons to All CPAs

▼ — indicates average for all CPAs





**Performance-Based Placement Measures
RBWO Provider GA+SCORECARD - CPA**

Report Quarter: Q1 FY2021

Provider/Program Name: Georgia Baptist Children's Home & Family Ministries - Palmetto Campus (CPA) (5211) - CPA

9250 Hutcheson Ferry Road, Palmetto, GA 30268	Quarterly Scores (Grades)		Current Quarter Score (Grade)
Phone: 770-463-3800	Q1: 94.18 (A)	Q2: (N/A)	94.18% (A)
Vendor ID# 131262	Q3: (N/A)	Q4: (N/A)	

# New Foster Homes During Quarter: 1	# Children in Care During Quarter: 13	# Placements During Quarter: 17	# Children in Care On Last Day: 9
--------------------------------------	---------------------------------------	---------------------------------	-----------------------------------

	Avg Performance All CPAs (%)	Provider Performance (%)*	Possible Points (Weight)	Provider Points Earned
--	------------------------------	---------------------------	--------------------------	------------------------

OPM Monitoring Reviews

Annual Comprehensive Reviews	83%	92%	25	22.98
Safety Reviews	87%	100%	15	15.00
Monitoring Sub-Total			40	37.98

CPA Safety Outcomes

Incidence of Maltreatment	0.09%	No Substantiated Reports	10	10.00
Staff Training	93%	100%	5	5.00
Staff Safety Checks	81%	100%	5	5.00
Safety Sub-Total			20	20.00

CPA Permanency Outcomes

Placement Stability	91%	54%	15	8.10
Permanency Sub-Total			15	8.10

CPA Well-Being Outcomes

EPSDT Medical Visits	87%	100%	4	4.00
EPSDT Dental Visits	79%	85%	4	3.40
Academic Supports	82%	88%	3	2.64
Provider ECEM Visits	91%	100%	7	7.00
Provider General Contacts	90%	100%	7	7.00
Placements with Siblings	70%	76%	Not Scored	Not Scored
Placements within Legal County	15%	67%	Not Scored	Not Scored
Well-Being Sub-Total			25	24.04

*Performance calculation descriptions can be found in the FY 2019 RBWO PBP Measurements and Standards Guide.

Monitoring & Outcomes: Possible Points = 100	Points Earned: 90.12
Score Before Incentives Credit	90.12%
Incentives Awarded	4.06 pts
PBP Verification	0.00 pts
Total Score	94.18%



DHS, DFCS, Office of Provider Management
Performance-Based Placement Measures
RBWO Provider GA+SCORECARD - CPA



Report Quarter: Q1 FY2021

Provider/Program Name: Georgia Baptist Children's Home & Family Ministries - Palmetto Campus (CPA) (5211) - CPA

# New Foster Homes During Quarter: 1	# Children in Care During Quarter: 13	# Placements During Quarter: 17	# Children in Care On Last Day: 9	
CPA Incentive Credits	Avg Performance All CPAs (%)	Provider Performance (%)*	Possible Points (Weight)	Provider Points Earned
Early EPSDT Medical Visits		Not Eligible	2	
Early EPSDT Dental Visits		78%	2	1.56
Permanency Contacts		0%	5	0.00
Additional Academic Supports		0%	2	0.00
HS Grad/GED/Prof or Trade Certificate/College		N/A	10/5/5/1	
EYSS Agreement		Not Eligible	5	
Community Connections		0%	4	0.00
Foster Hm Retention Rate (threshold = 90)		75%	2	0.00
Foster Hm Recruitment (threshold = 100)		50%	2	0.00
Active Agency Accreditation		50%	4	2.00
Staff Clinical Licensure		10%	5	0.50
Incentives Total	5.25			4.06
Maximum total combined incentive credit allowed is 10 points.			Incentives Awarded	4.06

*Performance calculation descriptions can be found in the FY 2019 RBWO PBP Measurements and Standards Guide.

Child Protective Services Investigations and Dispositions	
The following investigations data, which is not used for scoring but is considered significant to a provider's performance, is from Georgia SHINES and is not considered final or complete until the end of the fiscal year.	
Total Reports:	0
Number Screened In:	0
Number Screened Out:	0
Number Substantiated:	0
Number Unsubstantiated:	0
Number Active CPS Investigations:	0



DHS, DFCS, Office of Provider Management
Performance-Based Placement Measures
RBWO Provider GA+SCORECARD - CPA

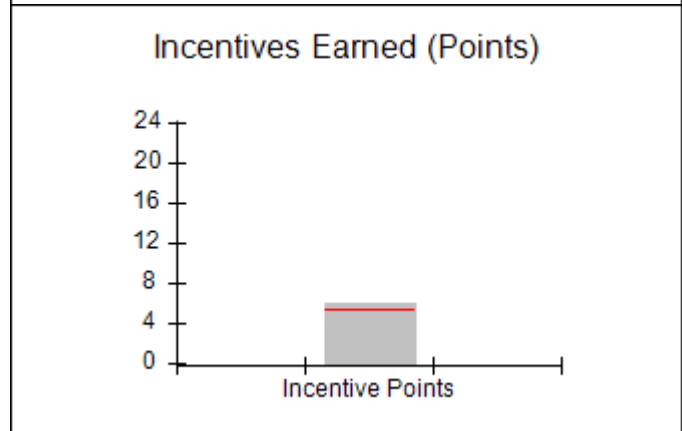
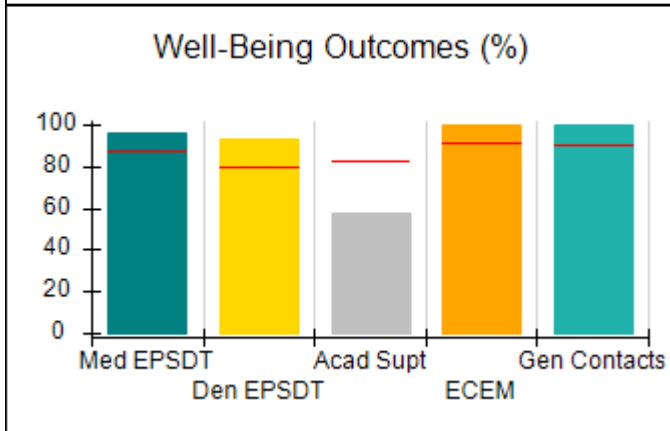
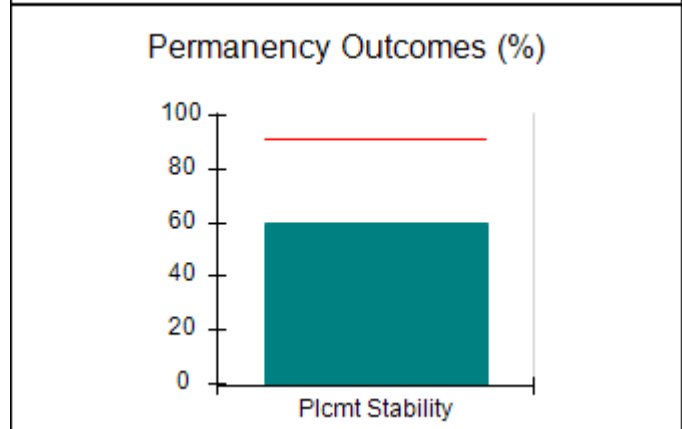
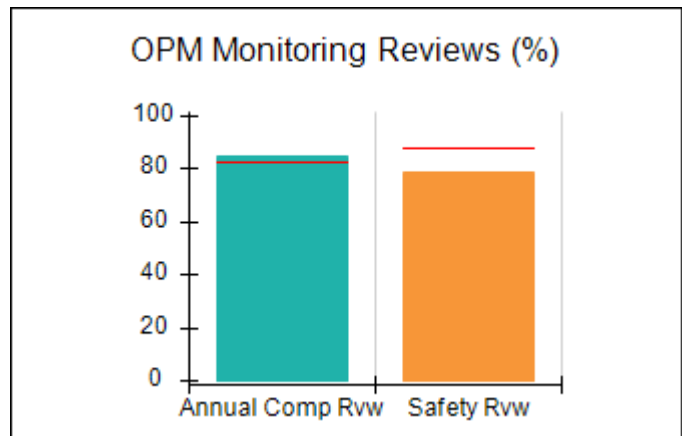
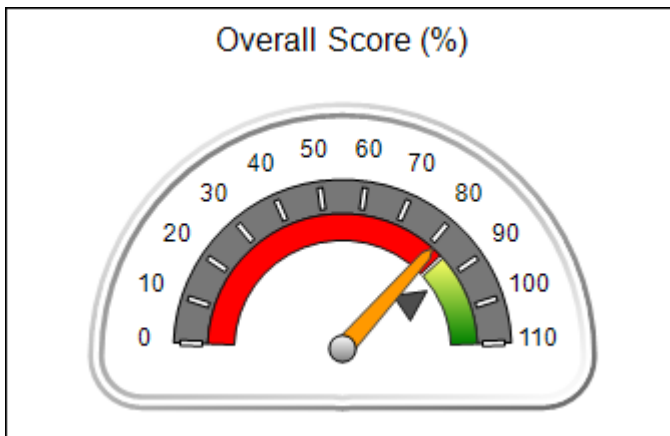


Report Quarter: Q1 FY2021

Provider/Program Name: Georgia Hope, Inc. - Georgia Hope (5182) - CPA			
1257 Commercial Drive, Conyers, GA 30094	Quarterly Scores (Grades)		Current Quarter Score (Grade)
Phone: 770-344-8704	Q1: 81.20 (B-)	Q2: (N/A)	81.20% (B-)
Vendor ID# 121496	Q3: (N/A)	Q4: (N/A)	
# New Foster Homes During Quarter: 1	# Children in Care During Quarter: 30	# Placements During Quarter: 38	# Children in Care On Last Day: 24

Quarterly Provider Comparisons to All CPAs

▼ — indicates average for all CPAs





DHS, DFCS, Office of Provider Management
Performance-Based Placement Measures
RBWO Provider GA+SCORECARD - CPA



Report Quarter: Q1 FY2021

Provider/Program Name: Georgia Hope, Inc. - Georgia Hope (5182) - CPA				
1257 Commercial Drive, Conyers, GA 30094		Quarterly Scores (Grades)		Current Quarter Score (Grade)
Phone: 770-344-8704		Q1: 81.20 (B-)	Q2: (N/A)	81.20% (B-)
Vendor ID# 121496		Q3: (N/A)	Q4: (N/A)	
# New Foster Homes During Quarter: 1	# Children in Care During Quarter: 30	# Placements During Quarter: 38	# Children in Care On Last Day: 24	
	Avg Performance All CPAs (%)	Provider Performance (%)*	Possible Points (Weight)	Provider Points Earned
OPM Monitoring Reviews				
Annual Comprehensive Reviews	83%	85%	25	21.15
Safety Reviews	87%	78%	15	11.75
Monitoring Sub-Total			40	32.90
CPA Safety Outcomes				
Incidence of Maltreatment	0.09%	4 Substantiated Reports	10	0.00
Staff Training	93%	100%	5	5.00
Staff Safety Checks	81%	100%	5	5.00
Safety Sub-Total			20	10.00
CPA Permanency Outcomes				
Placement Stability	91%	60%	15	9.00
Permanency Sub-Total			15	9.00
CPA Well-Being Outcomes				
EPSDT Medical Visits	87%	96%	4	3.84
EPSDT Dental Visits	79%	93%	4	3.72
Academic Supports	82%	58%	3	1.74
Provider ECEM Visits	91%	100%	7	7.00
Provider General Contacts	90%	100%	7	7.00
Placements with Siblings	70%	100%	Not Scored	Not Scored
Placements within Legal County	15%	13%	Not Scored	Not Scored
Well-Being Sub-Total			25	23.30
*Performance calculation descriptions can be found in the FY 2019 RBWO PBP Measurements and Standards Guide.				
Monitoring & Outcomes: Possible Points = 100			Points Earned: 75.20	
Score Before Incentives Credit				75.20%
Incentives Awarded				6.00 pts
PBP Verification				N/A pts
Total Score				81.20%



DHS, DFCS, Office of Provider Management
Performance-Based Placement Measures
RBWO Provider GA+SCORECARD - CPA



Report Quarter: Q1 FY2021

Provider/Program Name: Georgia Hope, Inc. - Georgia Hope (5182) - CPA				
# New Foster Homes During Quarter: 1	# Children in Care During Quarter: 30	# Placements During Quarter: 38	# Children in Care On Last Day: 24	
CPA Incentive Credits	Avg Performance All CPAs (%)	Provider Performance (%)*	Possible Points (Weight)	Provider Points Earned
Early EPSDT Medical Visits		100%	2	2.00
Early EPSDT Dental Visits		75%	2	1.50
Permanency Contacts		50%	5	2.50
Additional Academic Supports		0%	2	0.00
HS Grad/GED/Prof or Trade Certificate/College		N/A	10/5/5/1	
EYSS Agreement		Not Eligible	5	
Community Connections		0%	4	0.00
Foster Hm Retention Rate (threshold = 90)		67%	2	0.00
Foster Hm Recruitment (threshold = 100)		50%	2	0.00
Active Agency Accreditation		0%	4	0.00
Staff Clinical Licensure		0%	5	0.00
Incentives Total	5.25			6.00
Maximum total combined incentive credit allowed is 10 points.			Incentives Awarded	6.00
*Performance calculation descriptions can be found in the FY 2019 RBWO PBP Measurements and Standards Guide.				

Child Protective Services Investigations and Dispositions	
The following investigations data, which is not used for scoring but is considered significant to a provider's performance, is from Georgia SHINES and is not considered final or complete until the end of the fiscal year.	
Total Reports:	4
Number Screened In:	4
Number Screened Out:	0
Number Substantiated:	4
Number Unsubstantiated:	0
Number Active CPS Investigations:	0



DHS, DFCS, Office of Provider Management
Performance-Based Placement Measures
RBWO Provider GA+SCORECARD - CPA

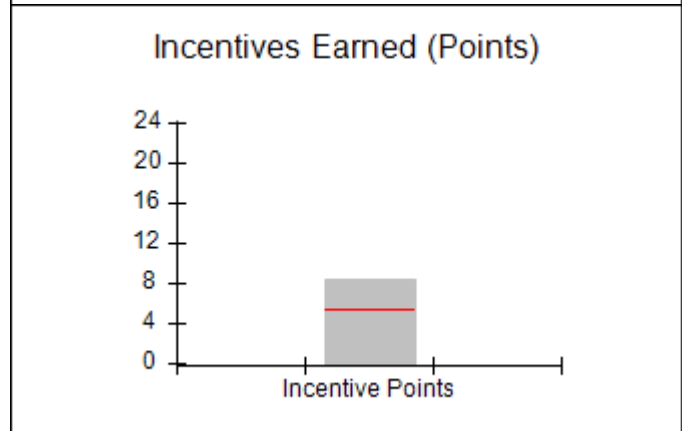
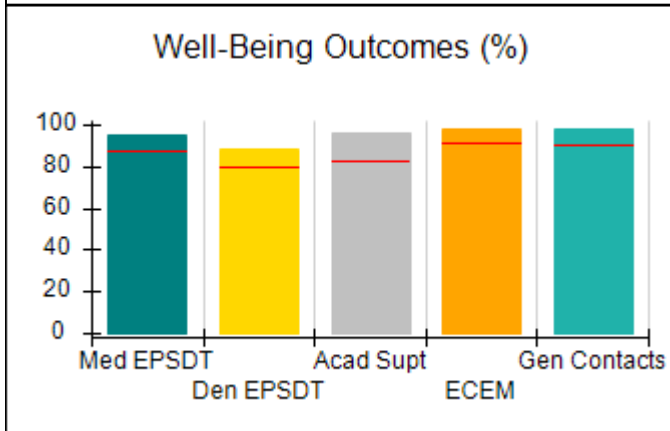
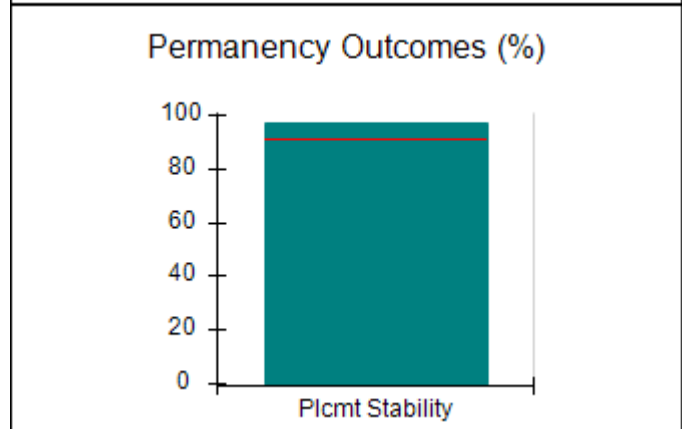
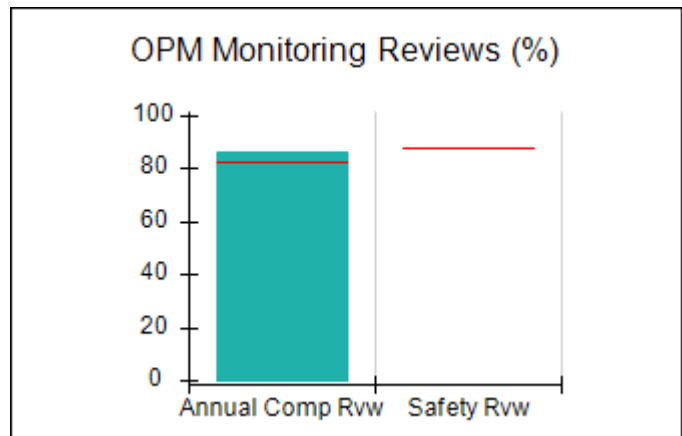
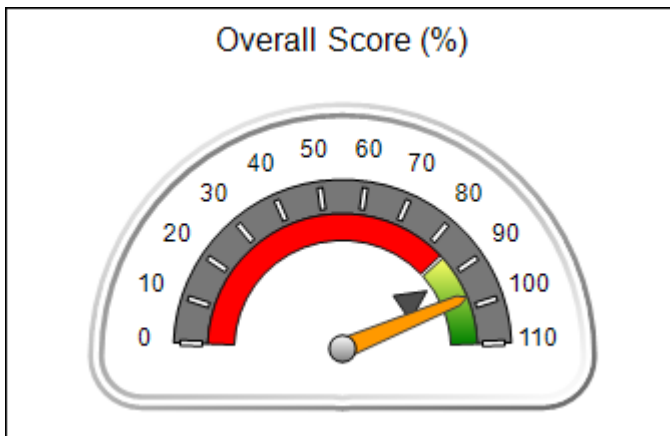


Report Quarter: Q1 FY2021

Provider/Program Name: Georgia Parent Support Network - (670) - CPA			
1395 Metropolitan Pkwy., Atlanta, GA 30310	Quarterly Scores (Grades)		Current Quarter Score (Grade)
Phone: 404-758-4500	Q1: 97.18 (A+)	Q2: (N/A)	97.18% (A+)
Vendor ID# 35378	Q3: (N/A)	Q4: (N/A)	
# New Foster Homes During Quarter: 1	# Children in Care During Quarter: 59	# Placements During Quarter: 62	# Children in Care On Last Day: 56

Quarterly Provider Comparisons to All CPAs

▼ — indicates average for all CPAs





DHS, DFCS, Office of Provider Management
Performance-Based Placement Measures
RBWO Provider GA+SCORECARD - CPA



Report Quarter: Q1 FY2021

Provider/Program Name: Georgia Parent Support Network - (670) - CPA					
1395 Metropolitan Pkwy., Atlanta, GA 30310		Quarterly Scores (Grades)		Current Quarter Score (Grade)	
Phone: 404-758-4500		Q1: 97.18 (A+)	Q2: (N/A)	97.18% (A+)	
Vendor ID# 35378		Q3: (N/A)	Q4: (N/A)		
# New Foster Homes During Quarter: 1		# Children in Care During Quarter: 59	# Placements During Quarter: 62	# Children in Care On Last Day: 56	
		Avg Performance All CPAs (%)	Provider Performance (%)*	Possible Points (Weight)	Provider Points Earned
OPM Monitoring Reviews					
Annual Comprehensive Reviews	83%	86%	25	21.59	
Safety Reviews	87%	Not Yet Conducted			
Monitoring Sub-Total			25	21.59	
CPA Safety Outcomes					
Incidence of Maltreatment	0.09%	No Substantiated Reports	10	10.00	
Staff Training	93%	100%	5	5.00	
Staff Safety Checks	81%	100%	5	5.00	
Safety Sub-Total			20	20.00	
CPA Permanency Outcomes					
Placement Stability	91%	97%	15	14.55	
Permanency Sub-Total			15	14.55	
CPA Well-Being Outcomes					
EPSDT Medical Visits	87%	95%	4	3.80	
EPSDT Dental Visits	79%	88%	4	3.52	
Academic Supports	82%	96%	3	2.88	
Provider ECEM Visits	91%	98%	7	6.86	
Provider General Contacts	90%	98%	7	6.86	
Placements with Siblings	70%	68%	Not Scored	Not Scored	
Placements within Legal County	15%	18%	Not Scored	Not Scored	
Well-Being Sub-Total			25	23.92	
*Performance calculation descriptions can be found in the FY 2019 RBWO PBP Measurements and Standards Guide.					
Monitoring & Outcomes: Possible Points = 85			Points Earned: 80.06		
Score Before Incentives Credit				94.19%	
Incentives Awarded				8.28 pts	
PBP Verification				-5.29 pts	
Total Score				97.18%	



DHS, DFCS, Office of Provider Management
Performance-Based Placement Measures
RBWO Provider GA+SCORECARD - CPA



Report Quarter: Q1 FY2021

Provider/Program Name: Georgia Parent Support Network - (670) - CPA				
# New Foster Homes During Quarter: 1	# Children in Care During Quarter: 59	# Placements During Quarter: 62	# Children in Care On Last Day: 56	
CPA Incentive Credits	Avg Performance All CPAs (%)	Provider Performance (%)*	Possible Points (Weight)	Provider Points Earned
Early EPSDT Medical Visits		85%	2	1.70
Early EPSDT Dental Visits		37%	2	0.74
Permanency Contacts		0%	5	0.00
Additional Academic Supports		92%	2	1.84
HS Grad/GED/Prof or Trade Certificate/College		N/A	10/5/5/1	
EYSS Agreement		Not Eligible	5	
Community Connections		0%	4	0.00
Foster Hm Retention Rate (threshold = 90)		90%	2	2.00
Foster Hm Recruitment (threshold = 100)		25%	2	0.00
Active Agency Accreditation		50%	4	2.00
Staff Clinical Licensure		0%	5	0.00
Incentives Total	5.25			8.28
Maximum total combined incentive credit allowed is 10 points.			Incentives Awarded	8.28
*Performance calculation descriptions can be found in the FY 2019 RBWO PBP Measurements and Standards Guide.				

Child Protective Services Investigations and Dispositions	
The following investigations data, which is not used for scoring but is considered significant to a provider's performance, is from Georgia SHINES and is not considered final or complete until the end of the fiscal year.	
Total Reports:	1
Number Screened In:	0
Number Screened Out:	1
Number Substantiated:	0
Number Unsubstantiated:	0
Number Active CPS Investigations:	0



DHS, DFCS, Office of Provider Management
Performance-Based Placement Measures
RBWO Provider GA+SCORECARD - CPA

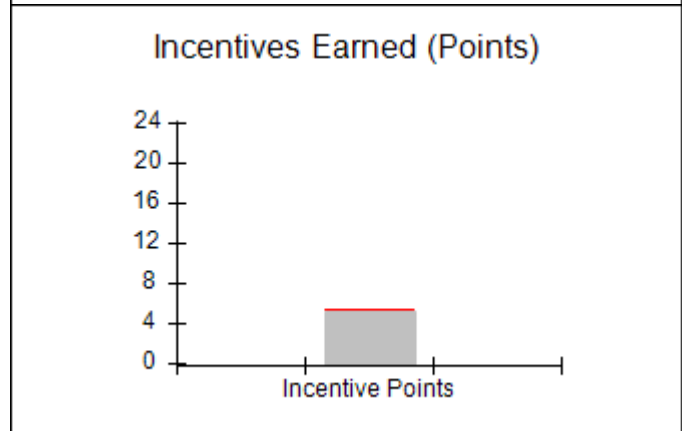
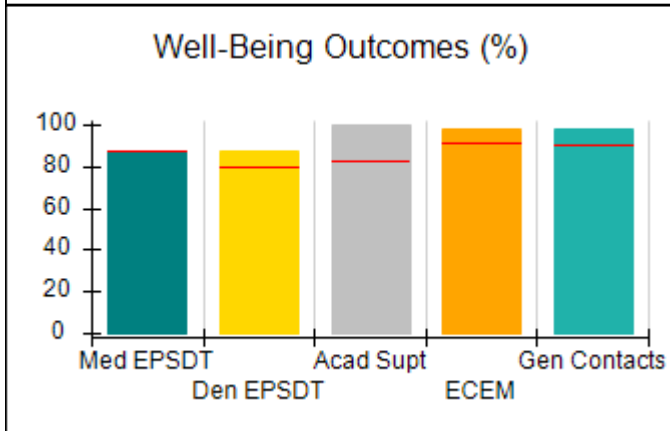
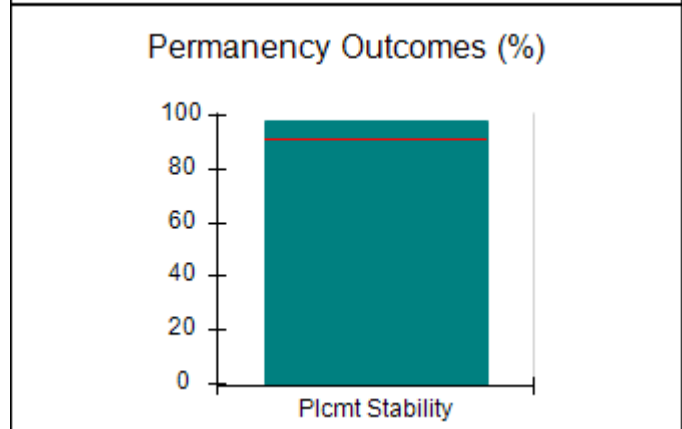
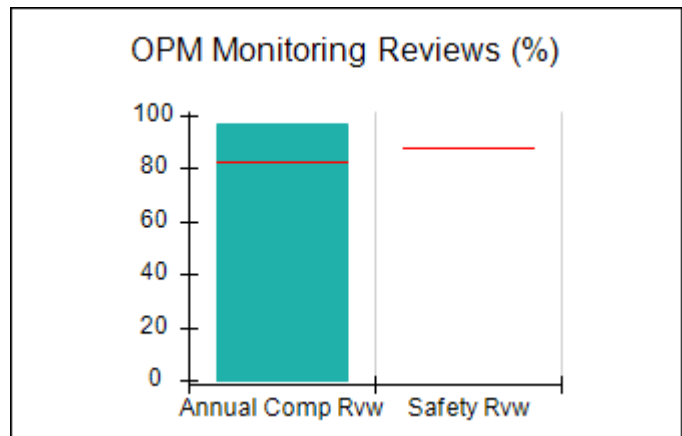
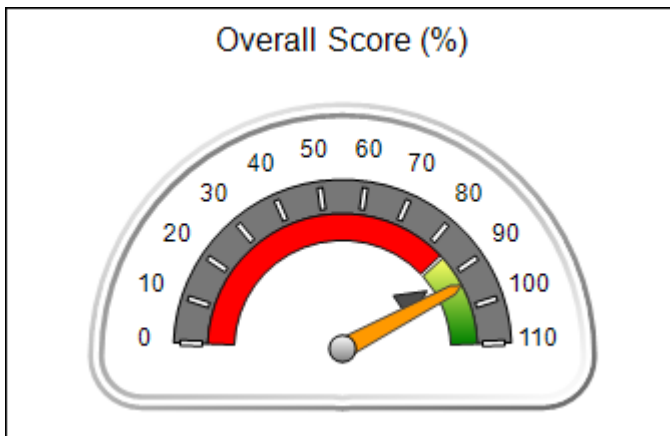


Report Quarter: Q1 FY2021

Provider/Program Name: Giving Children A Chance of Georgia - (981) - CPA			
201 Vaughn Drive, Alpharetta, GA 30009	Quarterly Scores (Grades)		Current Quarter Score (Grade)
Phone: 770-255-1018	Q1: 93.77 (A-)	Q2: (N/A)	93.77% (A-)
Vendor ID# 40276	Q3: (N/A)	Q4: (N/A)	
# New Foster Homes During Quarter: 3	# Children in Care During Quarter: 60	# Placements During Quarter: 61	# Children in Care On Last Day: 54

Quarterly Provider Comparisons to All CPAs

▼ — indicates average for all CPAs





DHS, DFCS, Office of Provider Management
Performance-Based Placement Measures
RBWO Provider GA+SCORECARD - CPA



Report Quarter: Q1 FY2021

Provider/Program Name: Giving Children A Chance of Georgia - (981) - CPA				
201 Vaughn Drive, Alpharetta, GA 30009		Quarterly Scores (Grades)		Current Quarter Score (Grade)
Phone: 770-255-1018		Q1: 93.77 (A-)	Q2: (N/A)	93.77% (A-)
Vendor ID# 40276		Q3: (N/A)	Q4: (N/A)	
# New Foster Homes During Quarter: 3	# Children in Care During Quarter: 60	# Placements During Quarter: 61	# Children in Care On Last Day: 54	
	Avg Performance All CPAs (%)	Provider Performance (%)*	Possible Points (Weight)	Provider Points Earned
OPM Monitoring Reviews				
Annual Comprehensive Reviews	83%	96%	25	24.10
Safety Reviews	87%	Not Yet Conducted		
Monitoring Sub-Total			25	24.10
CPA Safety Outcomes				
Incidence of Maltreatment	0.09%	No Substantiated Reports	10	10.00
Staff Training	93%	100%	5	5.00
Staff Safety Checks	81%	83%	5	4.15
Safety Sub-Total			20	19.15
CPA Permanency Outcomes				
Placement Stability	91%	98%	15	14.70
Permanency Sub-Total			15	14.70
CPA Well-Being Outcomes				
EPSDT Medical Visits	87%	87%	4	3.48
EPSDT Dental Visits	79%	87%	4	3.48
Academic Supports	82%	100%	3	3.00
Provider ECEM Visits	91%	98%	7	6.86
Provider General Contacts	90%	98%	7	6.86
Placements with Siblings	70%	73%	Not Scored	Not Scored
Placements within Legal County	15%	11%	Not Scored	Not Scored
Well-Being Sub-Total			25	23.68
*Performance calculation descriptions can be found in the FY 2019 RBWO PBP Measurements and Standards Guide.				
Monitoring & Outcomes: Possible Points = 85			Points Earned: 81.63	
			Score Before Incentives Credit	96.04%
			Incentives Awarded	5.08 pts
			PBP Verification	-7.35 pts
			Total Score	93.77%



DHS, DFCS, Office of Provider Management
Performance-Based Placement Measures
RBWO Provider GA+SCORECARD - CPA



Report Quarter: Q1 FY2021

Provider/Program Name: Giving Children A Chance of Georgia - (981) - CPA				
# New Foster Homes During Quarter: 3	# Children in Care During Quarter: 60	# Placements During Quarter: 61	# Children in Care On Last Day: 54	
CPA Incentive Credits	Avg Performance All CPAs (%)	Provider Performance (%)*	Possible Points (Weight)	Provider Points Earned
Early EPSDT Medical Visits		100%	2	2.00
Early EPSDT Dental Visits		54%	2	1.08
Permanency Contacts		0%	5	0.00
Additional Academic Supports		0%	2	0.00
HS Grad/GED/Prof or Trade Certificate/College		N/A	10/5/5/1	
EYSS Agreement		Not Eligible	5	
Community Connections		0%	4	0.00
Foster Hm Retention Rate (threshold = 90)		81%	2	0.00
Foster Hm Recruitment (threshold = 100)		100%	2	2.00
Active Agency Accreditation		0%	4	0.00
Staff Clinical Licensure		0%	5	0.00
Incentives Total	5.25			5.08
Maximum total combined incentive credit allowed is 10 points.			Incentives Awarded	5.08
*Performance calculation descriptions can be found in the FY 2019 RBWO PBP Measurements and Standards Guide.				

Child Protective Services Investigations and Dispositions		
The following investigations data, which is not used for scoring but is considered significant to a provider's performance, is from Georgia SHINES and is not considered final or complete until the end of the fiscal year.		
Total Reports:	0	
Number Screened In:	0	
Number Screened Out:	0	
Number Substantiated:	0	
Number Unsubstantiated:	0	
Number Active CPS Investigations:	0	



DHS, DFCS, Office of Provider Management
Performance-Based Placement Measures
RBWO Provider GA+SCORECARD - CPA

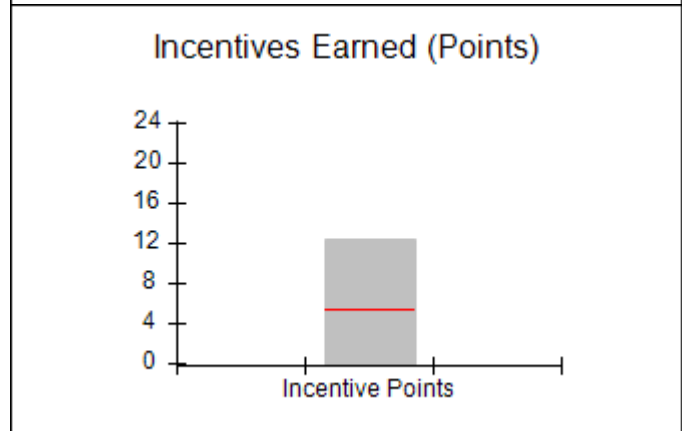
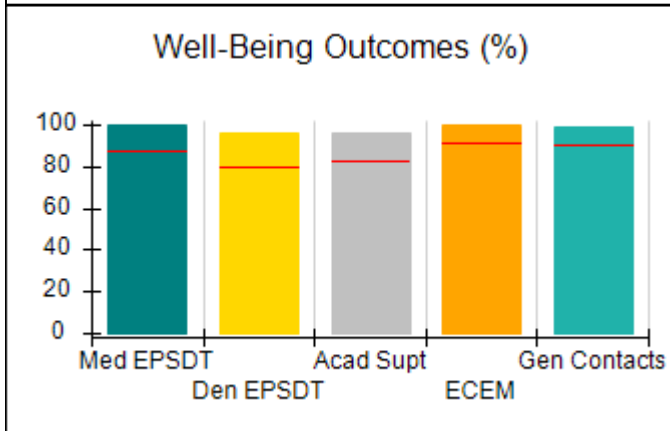
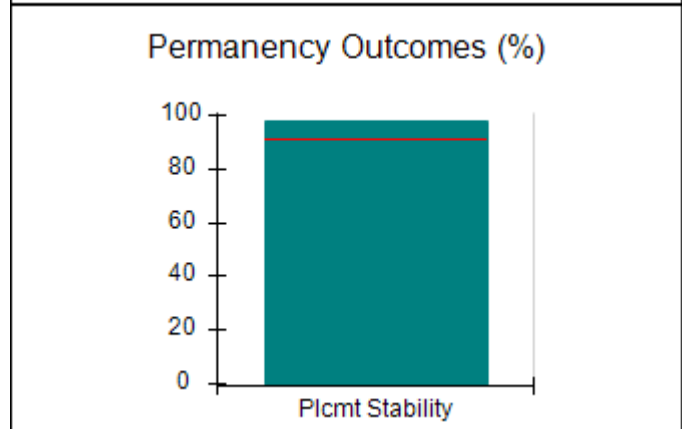
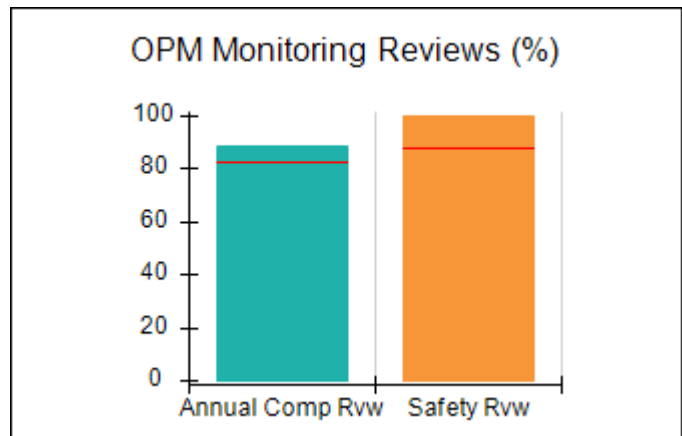
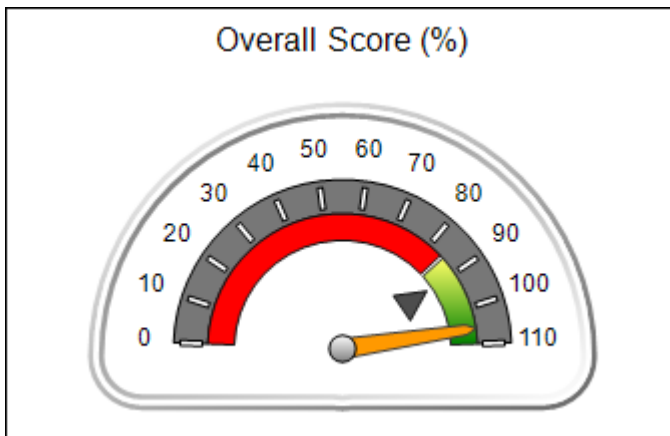


Report Quarter: Q1 FY2021

Provider/Program Name: Goshen Valley Foundation - Goshen Homes (5200) - CPA			
505 Brown Industrial, Waleska, GA 30183	Quarterly Scores (Grades)		Current Quarter Score (Grade)
Phone: 404-778-1732	Q1: 105.88 (A+)	Q2: (N/A)	105.88% (A+)
Vendor ID# 131805	Q3: (N/A)	Q4: (N/A)	
# New Foster Homes During Quarter: 4	# Children in Care During Quarter: 52	# Placements During Quarter: 53	# Children in Care On Last Day: 43

Quarterly Provider Comparisons to All CPAs

▼ — indicates average for all CPAs





DHS, DFCS, Office of Provider Management
Performance-Based Placement Measures
RBWO Provider GA+SCORECARD - CPA



Report Quarter: Q1 FY2021

Provider/Program Name: Goshen Valley Foundation - Goshen Homes (5200) - CPA				
505 Brown Industrial, Waleska, GA 30183		Quarterly Scores (Grades)		Current Quarter Score (Grade)
Phone: 404-778-1732		Q1: 105.88 (A+)	Q2: (N/A)	105.88% (A+)
Vendor ID# 131805		Q3: (N/A)	Q4: (N/A)	
# New Foster Homes During Quarter: 4		# Children in Care During Quarter: 52	# Placements During Quarter: 53	# Children in Care On Last Day: 43
	Avg Performance All CPAs (%)	Provider Performance (%)*	Possible Points (Weight)	Provider Points Earned
OPM Monitoring Reviews				
Annual Comprehensive Reviews	83%	88%	25	22.08
Safety Reviews	87%	100%	15	15.00
Monitoring Sub-Total			40	37.08
CPA Safety Outcomes				
Incidence of Maltreatment	0.09%	No Substantiated Reports	10	10.00
Staff Training	93%	89%	5	4.45
Staff Safety Checks	81%	100%	5	5.00
Safety Sub-Total			20	19.45
CPA Permanency Outcomes				
Placement Stability	91%	98%	15	14.70
Permanency Sub-Total			15	14.70
CPA Well-Being Outcomes				
EPSDT Medical Visits	87%	100%	4	4.00
EPSDT Dental Visits	79%	96%	4	3.84
Academic Supports	82%	96%	3	2.88
Provider ECEM Visits	91%	100%	7	7.00
Provider General Contacts	90%	99%	7	6.93
Placements with Siblings	70%	79%	Not Scored	Not Scored
Placements within Legal County	15%	50%	Not Scored	Not Scored
Well-Being Sub-Total			25	24.65
*Performance calculation descriptions can be found in the FY 2019 RBWO PBP Measurements and Standards Guide.				
Monitoring & Outcomes: Possible Points = 100			Points Earned: 95.88	
Score Before Incentives Credit			95.88%	
Incentives Awarded			10.00 pts	
PBP Verification			N/A pts	
Total Score			105.88%	



DHS, DFCS, Office of Provider Management
Performance-Based Placement Measures
RBWO Provider GA+SCORECARD - CPA



Report Quarter: Q1 FY2021

Provider/Program Name: Goshen Valley Foundation - Goshen Homes (5200) - CPA				
# New Foster Homes During Quarter: 4	# Children in Care During Quarter: 52	# Placements During Quarter: 53	# Children in Care On Last Day: 43	
CPA Incentive Credits	Avg Performance All CPAs (%)	Provider Performance (%)*	Possible Points (Weight)	Provider Points Earned
Early EPSDT Medical Visits		100%	2	2.00
Early EPSDT Dental Visits		72%	2	1.44
Permanency Contacts		81%	5	4.05
Additional Academic Supports		68%	2	1.36
HS Grad/GED/Prof or Trade Certificate/College		N/A	10/5/5/1	
EYSS Agreement		Not Eligible	5	
Community Connections		0%	4	0.00
Foster Hm Retention Rate (threshold = 90)		95%	2	2.00
Foster Hm Recruitment (threshold = 100)		25%	2	0.00
Active Agency Accreditation		0%	4	0.00
Staff Clinical Licensure		30%	5	1.50
Incentives Total	5.25			12.35
Maximum total combined incentive credit allowed is 10 points.			Incentives Awarded	10.00
*Performance calculation descriptions can be found in the FY 2019 RBWO PBP Measurements and Standards Guide.				

Child Protective Services Investigations and Dispositions		
The following investigations data, which is not used for scoring but is considered significant to a provider's performance, is from Georgia SHINES and is not considered final or complete until the end of the fiscal year.		
Total Reports:	0	
Number Screened In:	0	
Number Screened Out:	0	
Number Substantiated:	0	
Number Unsubstantiated:	0	
Number Active CPS Investigations:	0	



DHS, DFCS, Office of Provider Management
Performance-Based Placement Measures
RBWO Provider GA+SCORECARD - CPA

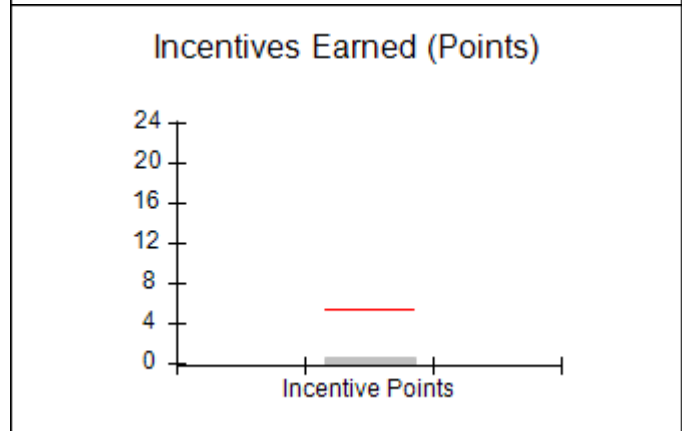
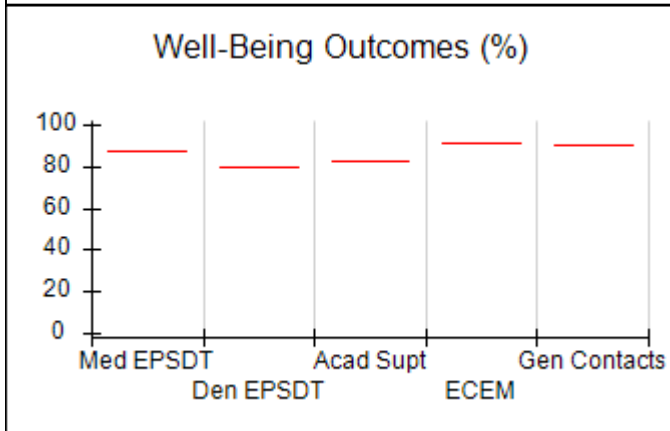
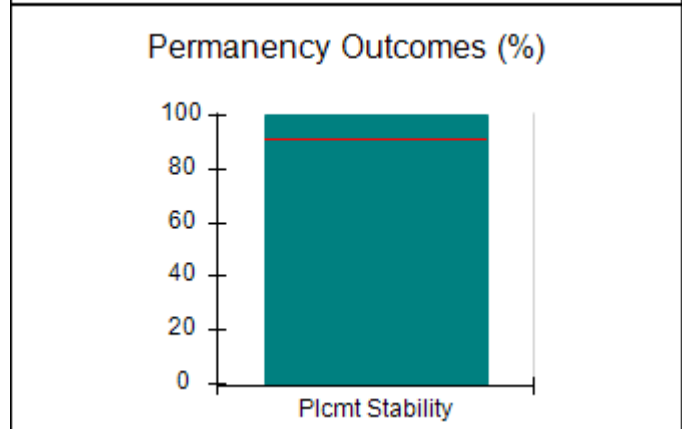
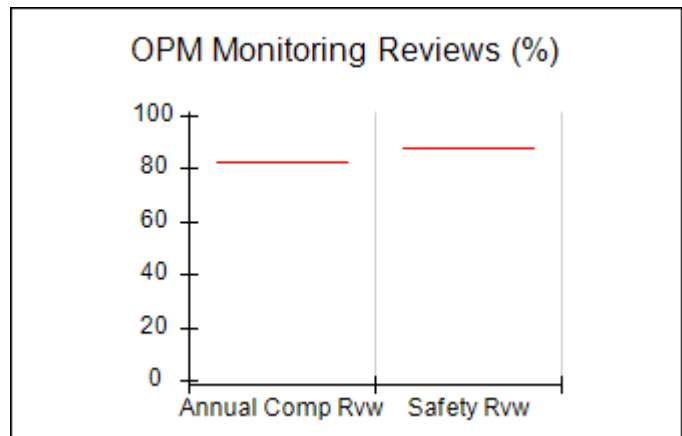
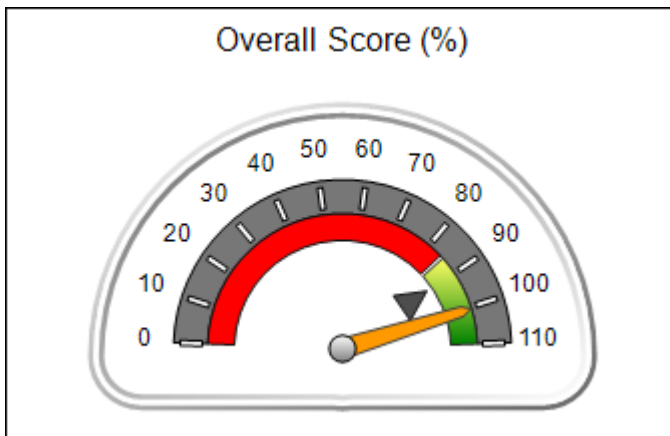


Report Quarter: Q1 FY2021

Provider/Program Name: Great Heights Foster Care, Inc. - (5384) - CPA			
3340 Peachtree Rd, Atlanta, GA 30326	Quarterly Scores (Grades)		Current Quarter Score (Grade)
Phone: 770-334-9373	Q1: 100.50 (A+)	Q2: (N/A)	100.50% (A+)
Vendor ID# 162316	Q3: (N/A)	Q4: (N/A)	
# New Foster Homes During Quarter: 0	# Children in Care During Quarter: 1	# Placements During Quarter: 1	# Children in Care On Last Day: 0

Quarterly Provider Comparisons to All CPAs

▼ — indicates average for all CPAs





DHS, DFCS, Office of Provider Management
Performance-Based Placement Measures
RBWO Provider GA+SCORECARD - CPA



Report Quarter: Q1 FY2021

Provider/Program Name: Great Heights Foster Care, Inc. - (5384) - CPA				
3340 Peachtree Rd, Atlanta, GA 30326		Quarterly Scores (Grades)		Current Quarter Score (Grade)
Phone: 770-334-9373		Q1: 100.50 (A+)	Q2: (N/A)	100.50% (A+)
Vendor ID# 162316		Q3: (N/A)	Q4: (N/A)	
# New Foster Homes During Quarter: 0	# Children in Care During Quarter: 1	# Placements During Quarter: 1	# Children in Care On Last Day: 0	
	Avg Performance All CPAs (%)	Provider Performance (%)*	Possible Points (Weight)	Provider Points Earned
OPM Monitoring Reviews				
Annual Comprehensive Reviews	83%	Not Yet Conducted		
Safety Reviews	87%	Not Yet Conducted		
Monitoring Sub-Total				0.00
CPA Safety Outcomes				
Incidence of Maltreatment	0.09%	No Substantiated Reports	10	10.00
Staff Training	93%	100%	5	5.00
Staff Safety Checks	81%	100%	5	5.00
Safety Sub-Total			20	20.00
CPA Permanency Outcomes				
Placement Stability	91%	100%	15	15.00
Permanency Sub-Total			15	15.00
CPA Well-Being Outcomes				
EPSDT Medical Visits	87%	Not Eligible		
EPSDT Dental Visits	79%	Not Eligible		
Academic Supports	82%	Not Eligible		
Provider ECEM Visits	91%	Not Eligible		
Provider General Contacts	90%	Not Eligible		
Placements with Siblings	70%	Not Eligible	Not Scored	Not Scored
Placements within Legal County	15%	Not Eligible	Not Scored	Not Scored
Well-Being Sub-Total			N/A	
*Performance calculation descriptions can be found in the FY 2019 RBWO PBP Measurements and Standards Guide.				
Monitoring & Outcomes: Possible Points = 35			Points Earned: 35.00	
			Score Before Incentives Credit	100.00%
			Incentives Awarded	0.50 pts
			PBP Verification	N/A pts
			Total Score	100.50%



DHS, DFCS, Office of Provider Management
Performance-Based Placement Measures
RBWO Provider GA+SCORECARD - CPA



Report Quarter: Q1 FY2021

Provider/Program Name: Great Heights Foster Care, Inc. - (5384) - CPA				
# New Foster Homes During Quarter: 0	# Children in Care During Quarter: 1	# Placements During Quarter: 1	# Children in Care On Last Day: 0	
CPA Incentive Credits	Avg Performance All CPAs (%)	Provider Performance (%)*	Possible Points (Weight)	Provider Points Earned
Early EPSDT Medical Visits		Not Eligible	2	
Early EPSDT Dental Visits		Not Eligible	2	
Permanency Contacts		None Planned	5	
Additional Academic Supports		Not Eligible	2	
HS Grad/GED/Prof or Trade Certificate/College		N/A	10/5/5/1	
EYSS Agreement		Not Eligible	5	
Community Connections		Not Eligible	4	
Foster Hm Retention Rate (threshold = 90)		50%	2	0.00
Foster Hm Recruitment (threshold = 100)		0%	2	0.00
Active Agency Accreditation		0%	4	0.00
Staff Clinical Licensure		10%	5	0.50
Incentives Total	5.25			0.50
Maximum total combined incentive credit allowed is 10 points.			Incentives Awarded	0.50
*Performance calculation descriptions can be found in the FY 2019 RBWO PBP Measurements and Standards Guide.				

Child Protective Services Investigations and Dispositions		
The following investigations data, which is not used for scoring but is considered significant to a provider's performance, is from Georgia SHINES and is not considered final or complete until the end of the fiscal year.		
Total Reports:	0	
Number Screened In:	0	
Number Screened Out:	0	
Number Substantiated:	0	
Number Unsubstantiated:	0	
Number Active CPS Investigations:	0	



DHS, DFCS, Office of Provider Management
Performance-Based Placement Measures
RBWO Provider GA+SCORECARD - CPA

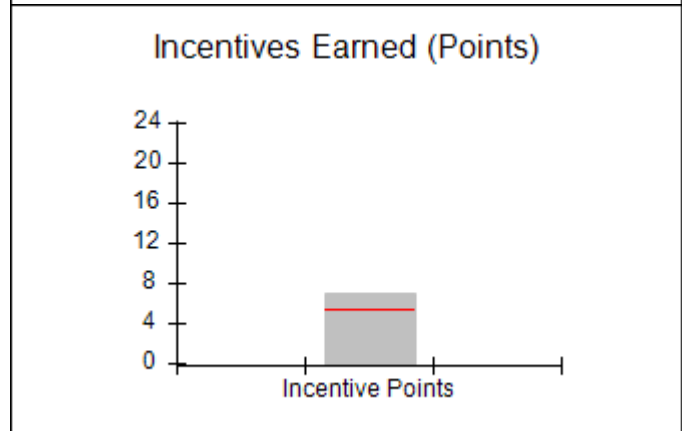
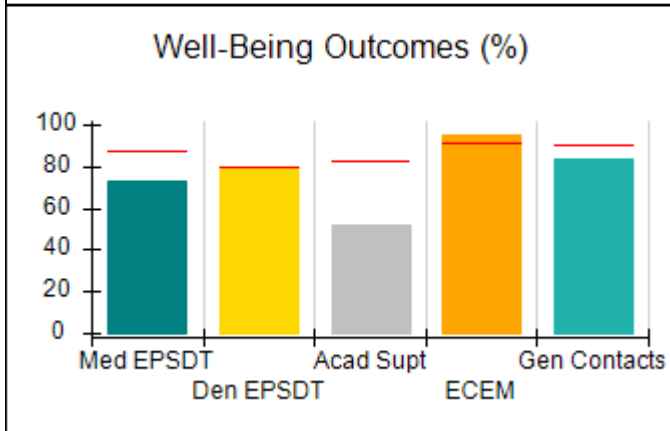
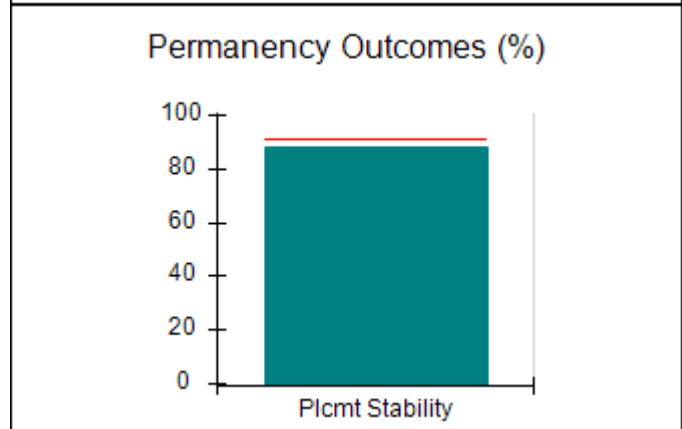
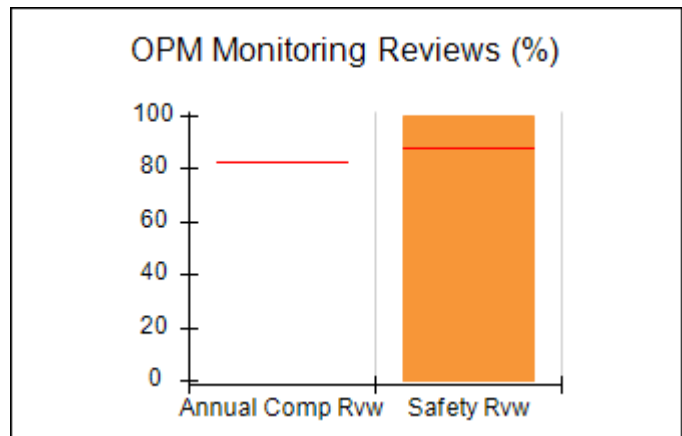
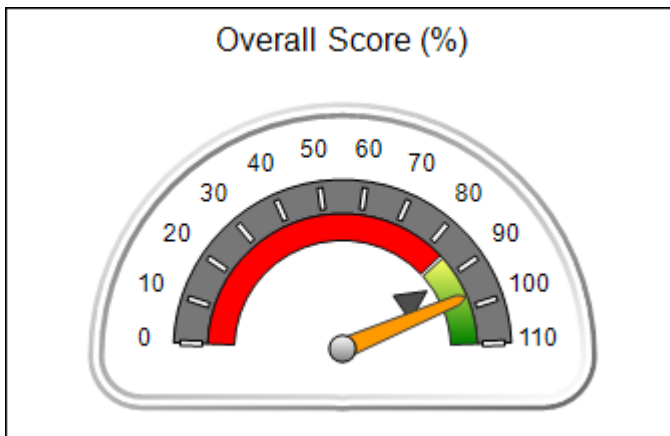


Report Quarter: Q1 FY2021

Provider/Program Name: Health Connect America, Inc. - (5374) - CPA			
100 Glendalough Ct., Tyrone, GA 30290	Quarterly Scores (Grades)		Current Quarter Score (Grade)
Phone: 770-683-9375	Q1: 96.98 (A)	Q2: (N/A)	96.98% (A)
Vendor ID# 161999	Q3: (N/A)	Q4: (N/A)	
# New Foster Homes During Quarter: 4	# Children in Care During Quarter: 16	# Placements During Quarter: 16	# Children in Care On Last Day: 14

Quarterly Provider Comparisons to All CPAs

▼ — indicates average for all CPAs





DHS, DFCS, Office of Provider Management
Performance-Based Placement Measures
RBWO Provider GA+SCORECARD - CPA



Report Quarter: Q1 FY2021

Provider/Program Name: Health Connect America, Inc. - (5374) - CPA				
100 Glendalough Ct., Tyrone, GA 30290		Quarterly Scores (Grades)		Current Quarter Score (Grade)
Phone: 770-683-9375		Q1: 96.98 (A)	Q2: (N/A)	96.98% (A)
Vendor ID# 161999		Q3: (N/A)	Q4: (N/A)	
# New Foster Homes During Quarter: 4	# Children in Care During Quarter: 16	# Placements During Quarter: 16	# Children in Care On Last Day: 14	
	Avg Performance All CPAs (%)	Provider Performance (%)*	Possible Points (Weight)	Provider Points Earned
OPM Monitoring Reviews				
Annual Comprehensive Reviews	83%	Not Yet Conducted		
Safety Reviews	87%	100%	15	15.00
Monitoring Sub-Total			15	15.00
CPA Safety Outcomes				
Incidence of Maltreatment	0.09%	No Substantiated Reports	10	10.00
Staff Training	93%	100%	5	5.00
Staff Safety Checks	81%	83%	5	4.15
Safety Sub-Total			20	19.15
CPA Permanency Outcomes				
Placement Stability	91%	88%	15	13.20
Permanency Sub-Total			15	13.20
CPA Well-Being Outcomes				
EPSDT Medical Visits	87%	73%	4	2.92
EPSDT Dental Visits	79%	79%	4	3.16
Academic Supports	82%	52%	3	1.56
Provider ECEM Visits	91%	95%	7	6.65
Provider General Contacts	90%	83%	7	5.81
Placements with Siblings	70%	0%	Not Scored	Not Scored
Placements within Legal County	15%	33%	Not Scored	Not Scored
Well-Being Sub-Total			25	20.10
*Performance calculation descriptions can be found in the FY 2019 RBWO PBP Measurements and Standards Guide.				
Monitoring & Outcomes: Possible Points = 75			Points Earned: 67.45	
			Score Before Incentives Credit	89.93%
			Incentives Awarded	7.05 pts
			PBP Verification	0.00 pts
			Total Score	96.98%



DHS, DFCS, Office of Provider Management
Performance-Based Placement Measures
RBWO Provider GA+SCORECARD - CPA



Report Quarter: Q1 FY2021

Provider/Program Name: Health Connect America, Inc. - (5374) - CPA				
# New Foster Homes During Quarter: 4	# Children in Care During Quarter: 16	# Placements During Quarter: 16	# Children in Care On Last Day: 14	
CPA Incentive Credits	Avg Performance All CPAs (%)	Provider Performance (%)*	Possible Points (Weight)	Provider Points Earned
Early EPSDT Medical Visits		40%	2	0.80
Early EPSDT Dental Visits		0%	2	0.00
Permanency Contacts		15%	5	0.75
Additional Academic Supports		0%	2	0.00
HS Grad/GED/Prof or Trade Certificate/College		N/A	10/5/5/1	
EYSS Agreement		Not Eligible	5	
Community Connections		0%	4	0.00
Foster Hm Retention Rate (threshold = 90)		56%	2	0.00
Foster Hm Recruitment (threshold = 100)		150%	2	2.00
Active Agency Accreditation		50%	4	2.00
Staff Clinical Licensure		30%	5	1.50
Incentives Total	5.25			7.05
Maximum total combined incentive credit allowed is 10 points.			Incentives Awarded	7.05
*Performance calculation descriptions can be found in the FY 2019 RBWO PBP Measurements and Standards Guide.				

Child Protective Services Investigations and Dispositions		
The following investigations data, which is not used for scoring but is considered significant to a provider's performance, is from Georgia SHINES and is not considered final or complete until the end of the fiscal year.		
Total Reports:	0	
Number Screened In:	0	
Number Screened Out:	0	
Number Substantiated:	0	
Number Unsubstantiated:	0	
Number Active CPS Investigations:	0	



DHS, DFCS, Office of Provider Management
Performance-Based Placement Measures
RBWO Provider GA+SCORECARD - CPA

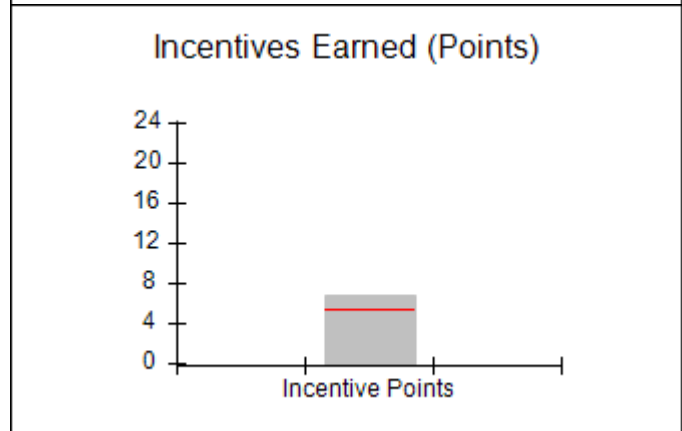
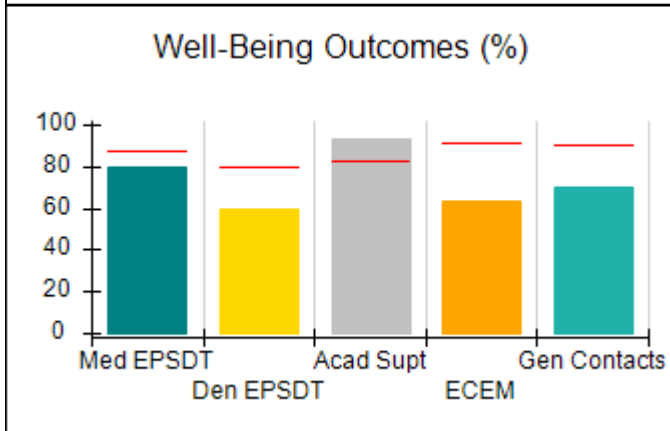
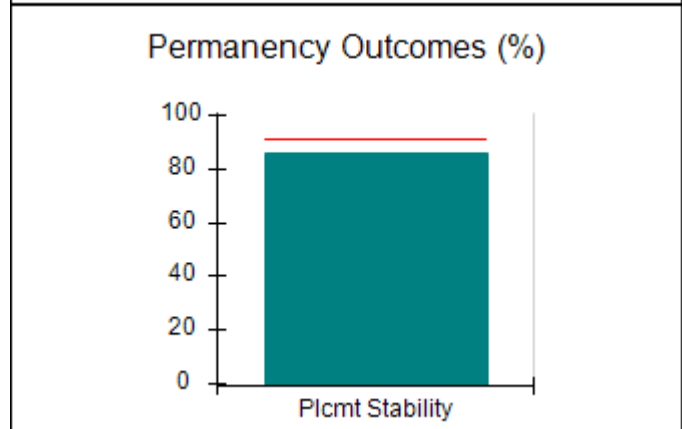
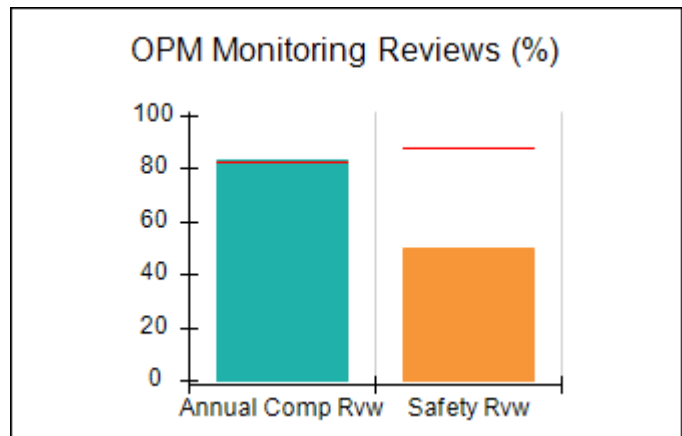
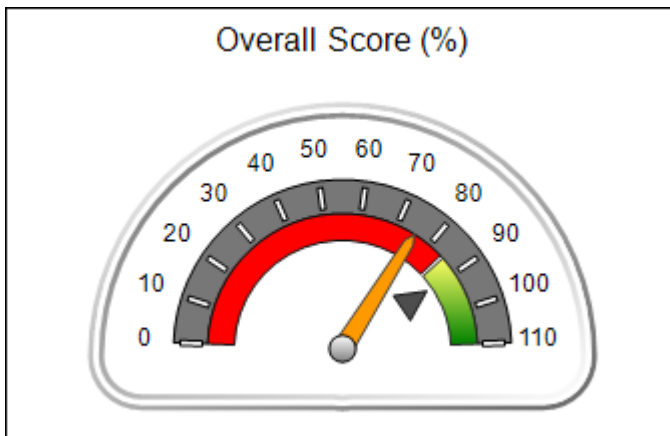


Report Quarter: Q1 FY2021

Provider/Program Name: Hillside - Connections Program (700) - CPA			
690 Courtenay Dr., NE, Atlanta, GA 30306	Quarterly Scores (Grades)		Current Quarter Score (Grade)
Phone: 404-875-4551	Q1: 75.09 (C)	Q2: (N/A)	75.09% (C)
Vendor ID# 35415	Q3: (N/A)	Q4: (N/A)	
# New Foster Homes During Quarter: 4	# Children in Care During Quarter: 21	# Placements During Quarter: 23	# Children in Care On Last Day: 15

Quarterly Provider Comparisons to All CPAs

▼ — indicates average for all CPAs





DHS, DFCS, Office of Provider Management
Performance-Based Placement Measures
RBWO Provider GA+SCORECARD - CPA



Report Quarter: Q1 FY2021

Provider/Program Name: Hillside - Connections Program (700) - CPA				
690 Courtenay Dr., NE, Atlanta, GA 30306		Quarterly Scores (Grades)		Current Quarter Score (Grade)
Phone: 404-875-4551		Q1: 75.09 (C)	Q2: (N/A)	75.09% (C)
Vendor ID# 35415		Q3: (N/A)	Q4: (N/A)	
# New Foster Homes During Quarter: 4	# Children in Care During Quarter: 21	# Placements During Quarter: 23	# Children in Care On Last Day: 15	
	Avg Performance All CPAs (%)	Provider Performance (%)*	Possible Points (Weight)	Provider Points Earned
OPM Monitoring Reviews				
Annual Comprehensive Reviews	83%	83%	25	20.78
Safety Reviews	87%	50%	15	7.50
Monitoring Sub-Total			40	28.28
CPA Safety Outcomes				
Incidence of Maltreatment	0.09%	No Substantiated Reports	10	10.00
Staff Training	93%	71%	5	3.55
Staff Safety Checks	81%	71%	5	3.55
Safety Sub-Total			20	17.10
CPA Permanency Outcomes				
Placement Stability	91%	86%	15	12.90
Permanency Sub-Total			15	12.90
CPA Well-Being Outcomes				
EPSDT Medical Visits	87%	80%	4	3.20
EPSDT Dental Visits	79%	60%	4	2.40
Academic Supports	82%	93%	3	2.79
Provider ECEM Visits	91%	63%	7	4.41
Provider General Contacts	90%	70%	7	4.90
Placements with Siblings	70%	21%	Not Scored	Not Scored
Placements within Legal County	15%	0%	Not Scored	Not Scored
Well-Being Sub-Total			25	17.70
*Performance calculation descriptions can be found in the FY 2019 RBWO PBP Measurements and Standards Guide.				
Monitoring & Outcomes: Possible Points = 100			Points Earned: 75.98	
Score Before Incentives Credit				75.98%
Incentives Awarded				6.76 pts
PBP Verification				-7.65 pts
Total Score				75.09%



DHS, DFCS, Office of Provider Management
Performance-Based Placement Measures
RBWO Provider GA+SCORECARD - CPA



Report Quarter: Q1 FY2021

Provider/Program Name: Hillside - Connections Program (700) - CPA				
# New Foster Homes During Quarter: 4		# Children in Care During Quarter: 21	# Placements During Quarter: 23	# Children in Care On Last Day: 15
CPA Incentive Credits	Avg Performance All CPAs (%)	Provider Performance (%)*	Possible Points (Weight)	Provider Points Earned
Early EPSDT Medical Visits		40%	2	0.80
Early EPSDT Dental Visits		20%	2	0.40
Permanency Contacts		None Planned	5	
Additional Academic Supports		8%	2	0.16
HS Grad/GED/Prof or Trade Certificate/College		N/A	10/5/5/1	
EYSS Agreement		Not Eligible	5	
Community Connections		10%	4	0.40
Foster Hm Retention Rate (threshold = 90)		75%	2	0.00
Foster Hm Recruitment (threshold = 100)		150%	2	2.00
Active Agency Accreditation		50%	4	2.00
Staff Clinical Licensure		20%	5	1.00
Incentives Total	5.25			6.76
Maximum total combined incentive credit allowed is 10 points.			Incentives Awarded	6.76
*Performance calculation descriptions can be found in the FY 2019 RBWO PBP Measurements and Standards Guide.				

Child Protective Services Investigations and Dispositions		
The following investigations data, which is not used for scoring but is considered significant to a provider's performance, is from Georgia SHINES and is not considered final or complete until the end of the fiscal year.		
Total Reports:	0	
Number Screened In:	0	
Number Screened Out:	0	
Number Substantiated:	0	
Number Unsubstantiated:	0	
Number Active CPS Investigations:	0	

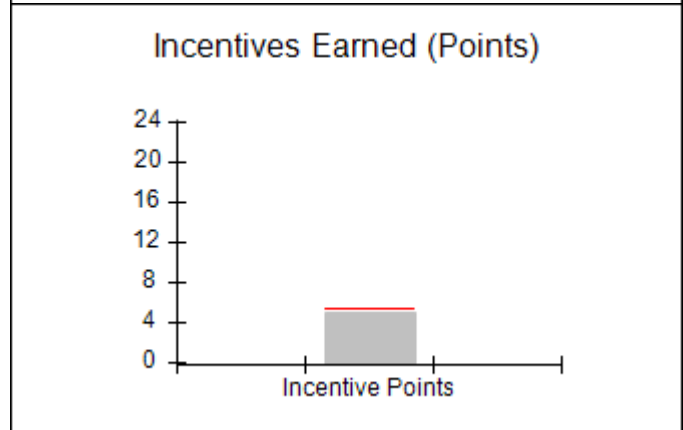
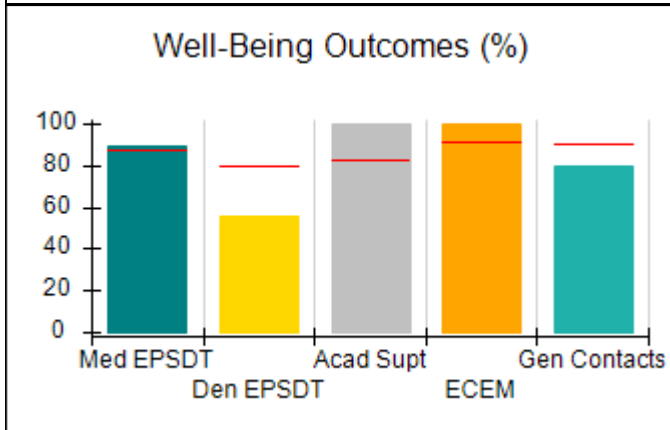
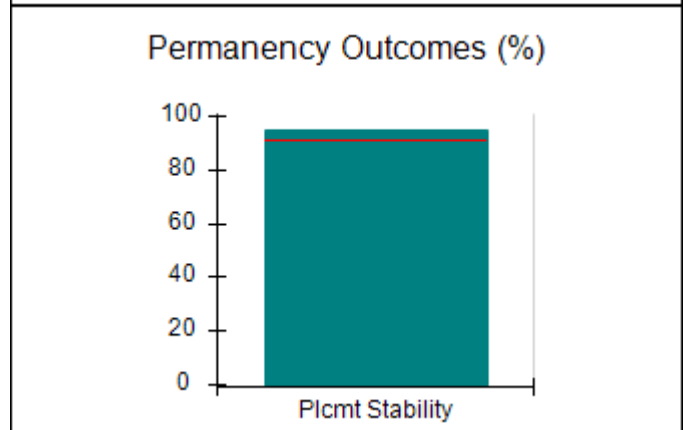
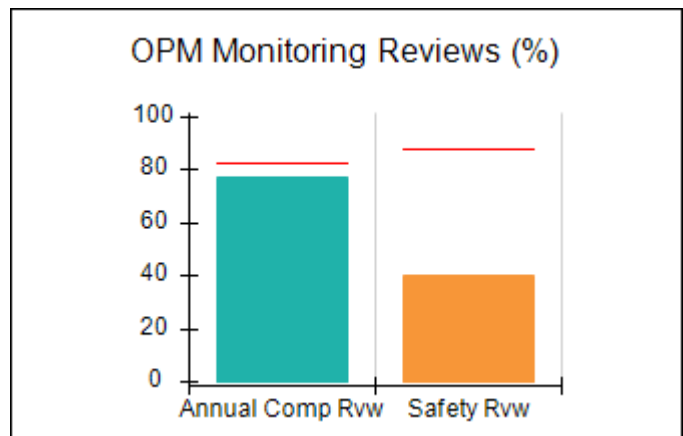
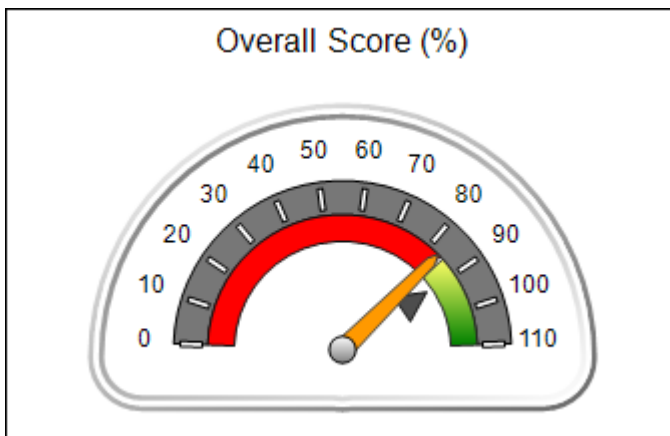


Performance-Based Placement Measures RBWO Provider GA+SCORECARD - CPA

Report Quarter: Q1 FY2021

Provider/Program Name: Inspiritus, Inc. (formerly Lutheran Services of GA) - Atlanta (728) - CPA			
731 Peachtree Street NE, Atlanta, GA 30308	Quarterly Scores (Grades)		Current Quarter Score (Grade)
Phone: 404-591-7035	Q1: 83.26 (B-)	Q2: (N/A)	83.26% (B-)
Vendor ID# 35451	Q3: (N/A)	Q4: (N/A)	
# New Foster Homes During Quarter: 1	# Children in Care During Quarter: 21	# Placements During Quarter: 21	# Children in Care On Last Day: 9
Quarterly Provider Comparisons to All CPAs			

▼ — indicates average for all CPAs





DHS, DFCS, Office of Provider Management
Performance-Based Placement Measures
RBWO Provider GA+SCORECARD - CPA



Report Quarter: Q1 FY2021

Provider/Program Name: Inspiritus, Inc. (formerly Lutheran Services of GA) - Atlanta (728) - CPA				
731 Peachtree Street NE, Atlanta, GA 30308		Quarterly Scores (Grades)		Current Quarter Score (Grade)
Phone: 404-591-7035		Q1: 83.26 (B-)	Q2: (N/A)	83.26% (B-)
Vendor ID# 35451		Q3: (N/A)	Q4: (N/A)	
# New Foster Homes During Quarter: 1		# Children in Care During Quarter: 21	# Placements During Quarter: 21	# Children in Care On Last Day: 9
	Avg Performance All CPAs (%)	Provider Performance (%)*	Possible Points (Weight)	Provider Points Earned
OPM Monitoring Reviews				
Annual Comprehensive Reviews	83%	77%	25	19.21
Safety Reviews	87%	40%	15	6.00
Monitoring Sub-Total			40	25.21
CPA Safety Outcomes				
Incidence of Maltreatment	0.09%	No Substantiated Reports	10	10.00
Staff Training	93%	100%	5	5.00
Staff Safety Checks	81%	50%	5	2.50
Safety Sub-Total			20	17.50
CPA Permanency Outcomes				
Placement Stability	91%	95%	15	14.25
Permanency Sub-Total			15	14.25
CPA Well-Being Outcomes				
EPSDT Medical Visits	87%	89%	4	3.56
EPSDT Dental Visits	79%	56%	4	2.24
Academic Supports	82%	100%	3	3.00
Provider ECEM Visits	91%	100%	7	7.00
Provider General Contacts	90%	80%	7	5.60
Placements with Siblings	70%	100%	Not Scored	Not Scored
Placements within Legal County	15%	0%	Not Scored	Not Scored
Well-Being Sub-Total			25	21.40
*Performance calculation descriptions can be found in the FY 2019 RBWO PBP Measurements and Standards Guide.				
Monitoring & Outcomes: Possible Points = 100			Points Earned: 78.36	
			Score Before Incentives Credit	78.36%
			Incentives Awarded	4.90 pts
			PBP Verification	N/A pts
			Total Score	83.26%



DHS, DFCS, Office of Provider Management
Performance-Based Placement Measures
RBWO Provider GA+SCORECARD - CPA



Report Quarter: Q1 FY2021

Provider/Program Name: Inspiritus, Inc. (formerly Lutheran Services of GA) - Atlanta (728) - CPA

# New Foster Homes During Quarter: 1	# Children in Care During Quarter: 21	# Placements During Quarter: 21	# Children in Care On Last Day: 9	
CPA Incentive Credits	Avg Performance All CPAs (%)	Provider Performance (%)*	Possible Points (Weight)	Provider Points Earned
Early EPSDT Medical Visits		0%	2	0.00
Early EPSDT Dental Visits		20%	2	0.40
Permanency Contacts		None Planned	5	
Additional Academic Supports		0%	2	0.00
HS Grad/GED/Prof or Trade Certificate/College		N/A	10/5/5/1	
EYSS Agreement		Not Eligible	5	
Community Connections		0%	4	0.00
Foster Hm Retention Rate (threshold = 90)		80%	2	0.00
Foster Hm Recruitment (threshold = 100)		100%	2	2.00
Active Agency Accreditation		50%	4	2.00
Staff Clinical Licensure		10%	5	0.50
Incentives Total	5.25			4.90
Maximum total combined incentive credit allowed is 10 points.			Incentives Awarded	4.90

*Performance calculation descriptions can be found in the FY 2019 RBWO PBP Measurements and Standards Guide.

Child Protective Services Investigations and Dispositions	
<p>The following investigations data, which is not used for scoring but is considered significant to a provider's performance, is from Georgia SHINES and is not considered final or complete until the end of the fiscal year.</p>	
Total Reports:	0
Number Screened In:	0
Number Screened Out:	0
Number Substantiated:	0
Number Unsubstantiated:	0
Number Active CPS Investigations:	0

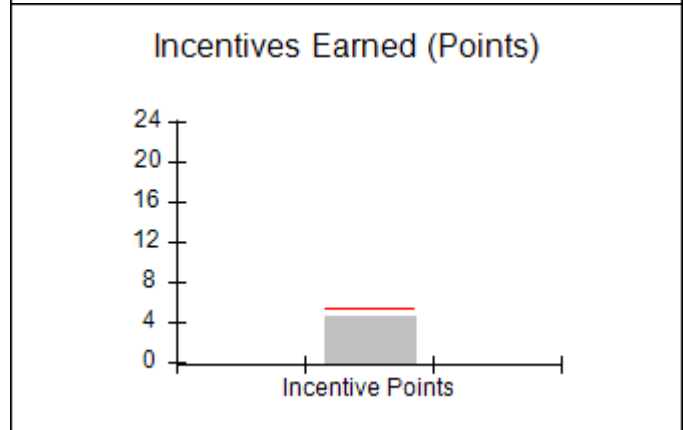
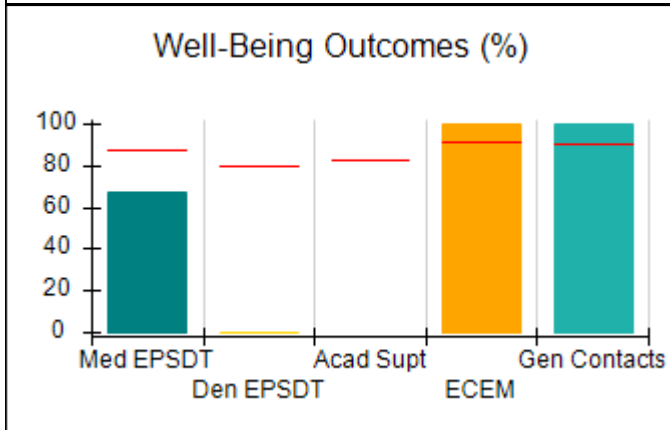
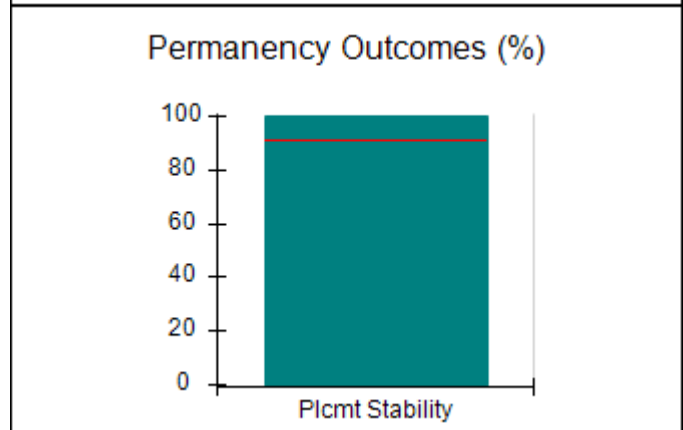
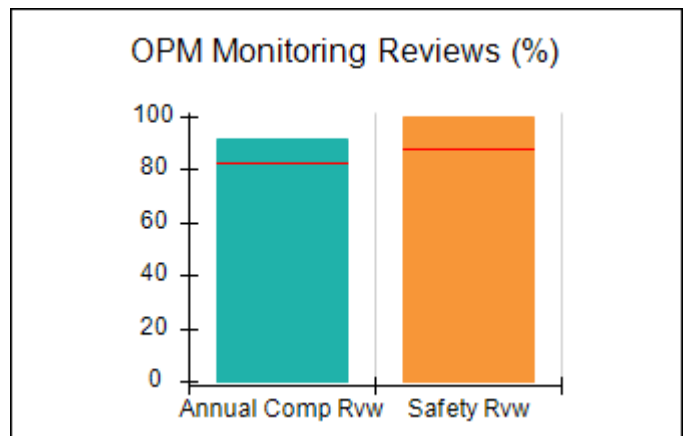
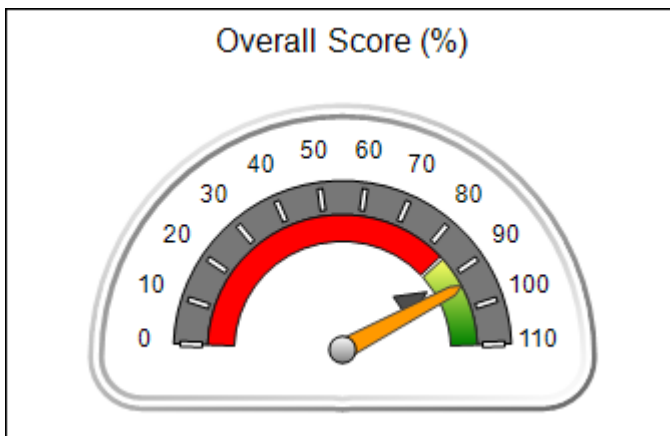


Performance-Based Placement Measures RBWO Provider GA+SCORECARD - CPA

Report Quarter: Q1 FY2021

Provider/Program Name: Inspiritus, Inc. (formerly Lutheran Services of GA) - Rome (4381) - CPA			
202 E 3rd Ave, Rome, GA 30161	Quarterly Scores (Grades)		Current Quarter Score (Grade)
Phone: 706-512-1185	Q1: 93.72 (A-)	Q2: (N/A)	93.72% (A-)
Vendor ID# 62037	Q3: (N/A)	Q4: (N/A)	
# New Foster Homes During Quarter: 0	# Children in Care During Quarter: 3	# Placements During Quarter: 3	# Children in Care On Last Day: 1
Quarterly Provider Comparisons to All CPAs			

▼ — indicates average for all CPAs





**Performance-Based Placement Measures
RBWO Provider GA+SCORECARD - CPA**

Report Quarter: Q1 FY2021

Provider/Program Name: Inspiritus, Inc. (formerly Lutheran Services of GA) - Rome (4381) - CPA

202 E 3rd Ave, Rome, GA 30161	Quarterly Scores (Grades)		Current Quarter Score (Grade)
Phone: 706-512-1185	Q1: 93.72 (A-)	Q2: (N/A)	93.72% (A-)
Vendor ID# 62037	Q3: (N/A)	Q4: (N/A)	

# New Foster Homes During Quarter: 0	# Children in Care During Quarter: 3	# Placements During Quarter: 3	# Children in Care On Last Day: 1
--------------------------------------	--------------------------------------	--------------------------------	-----------------------------------

	Avg Performance All CPAs (%)	Provider Performance (%)*	Possible Points (Weight)	Provider Points Earned
--	------------------------------	---------------------------	--------------------------	------------------------

OPM Monitoring Reviews

Annual Comprehensive Reviews	83%	91%	25	22.77
Safety Reviews	87%	100%	15	15.00
Monitoring Sub-Total			40	37.77

CPA Safety Outcomes

Incidence of Maltreatment	0.09%	No Substantiated Reports	10	10.00
Staff Training	93%	100%	5	5.00
Staff Safety Checks	81%	50%	5	2.50
Safety Sub-Total			20	17.50

CPA Permanency Outcomes

Placement Stability	91%	100%	15	15.00
Permanency Sub-Total			15	15.00

CPA Well-Being Outcomes

EPSDT Medical Visits	87%	67%	4.5	3.05
EPSDT Dental Visits	79%	0%	4.5	0.00
Academic Supports	82%	Not Eligible		
Provider ECEM Visits	91%	100%	8	7.95
Provider General Contacts	90%	100%	8	7.95
Placements with Siblings	70%	100%	Not Scored	Not Scored
Placements within Legal County	15%	Not Eligible	Not Scored	Not Scored
Well-Being Sub-Total			25	18.96

*Performance calculation descriptions can be found in the FY 2019 RBWO PBP Measurements and Standards Guide.

Monitoring & Outcomes: Possible Points = 100	Points Earned: 89.22
Score Before Incentives Credit	89.22%
Incentives Awarded	4.50 pts
PBP Verification	N/A pts
Total Score	93.72%



DHS, DFCS, Office of Provider Management
Performance-Based Placement Measures
RBWO Provider GA+SCORECARD - CPA



Report Quarter: Q1 FY2021

Provider/Program Name: Inspiritus, Inc. (formerly Lutheran Services of GA) - Rome (4381) - CPA

# New Foster Homes During Quarter: 0		# Children in Care During Quarter: 3	# Placements During Quarter: 3	# Children in Care On Last Day: 1
CPA Incentive Credits	Avg Performance All CPAs (%)	Provider Performance (%)*	Possible Points (Weight)	Provider Points Earned
Early EPSDT Medical Visits		Not Eligible	2	
Early EPSDT Dental Visits		0%	2	0.00
Permanency Contacts		None Planned	5	
Additional Academic Supports		Not Eligible	2	
HS Grad/GED/Prof or Trade Certificate/College		N/A	10/5/5/1	
EYSS Agreement		Not Eligible	5	
Community Connections		0%	4	0.00
Foster Hm Retention Rate (threshold = 90)		100%	2	2.00
Foster Hm Recruitment (threshold = 100)		0%	2	0.00
Active Agency Accreditation		50%	4	2.00
Staff Clinical Licensure		10%	5	0.50
Incentives Total	5.25			4.50
Maximum total combined incentive credit allowed is 10 points.			Incentives Awarded	4.50

*Performance calculation descriptions can be found in the FY 2019 RBWO PBP Measurements and Standards Guide.

Child Protective Services Investigations and Dispositions	
The following investigations data, which is not used for scoring but is considered significant to a provider's performance, is from Georgia SHINES and is not considered final or complete until the end of the fiscal year.	
Total Reports:	0
Number Screened In:	0
Number Screened Out:	0
Number Substantiated:	0
Number Unsubstantiated:	0
Number Active CPS Investigations:	0



DHS, DFCS, Office of Provider Management
Performance-Based Placement Measures
RBWO Provider GA+SCORECARD - CPA

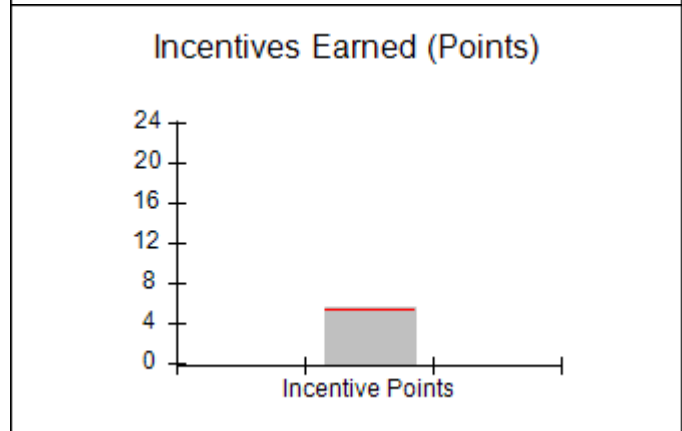
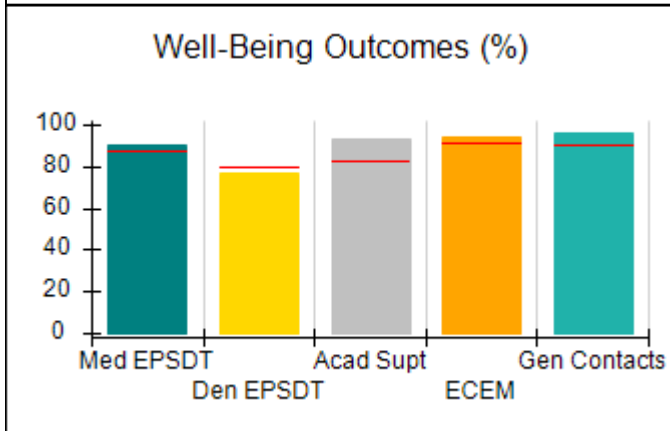
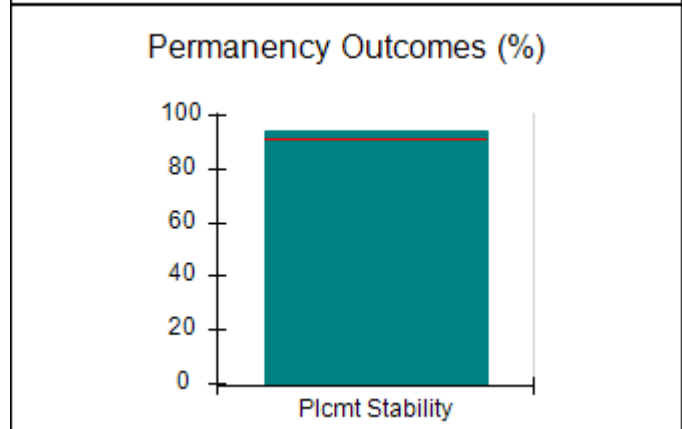
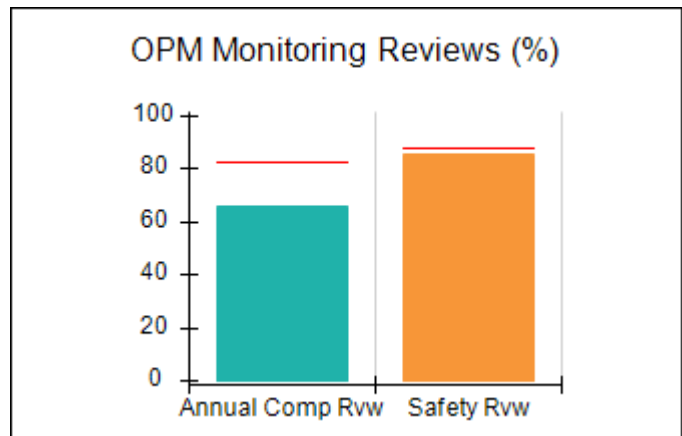
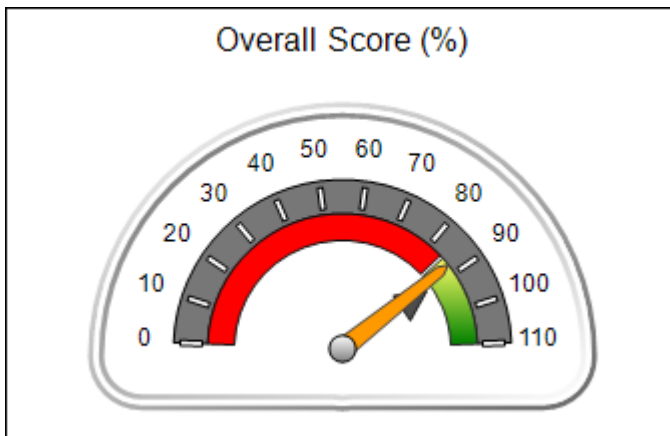


Report Quarter: Q1 FY2021

Provider/Program Name: Integrated Health Center Corp - (5337) - CPA			
1400 Buford Hwy, Sugar Hill, GA 30518	Quarterly Scores (Grades)		Current Quarter Score (Grade)
Phone: 470-326-5750	Q1: 87.30 (B+)	Q2: (N/A)	87.30% (B+)
Vendor ID# 157127	Q3: (N/A)	Q4: (N/A)	
# New Foster Homes During Quarter: 3	# Children in Care During Quarter: 36	# Placements During Quarter: 36	# Children in Care On Last Day: 33

Quarterly Provider Comparisons to All CPAs

▼ — indicates average for all CPAs





DHS, DFCS, Office of Provider Management
Performance-Based Placement Measures
RBWO Provider GA+SCORECARD - CPA



Report Quarter: Q1 FY2021

Provider/Program Name: Integrated Health Center Corp - (5337) - CPA				
1400 Buford Hwy, Sugar Hill, GA 30518		Quarterly Scores (Grades)		Current Quarter Score (Grade)
Phone: 470-326-5750		Q1: 87.30 (B+)	Q2: (N/A)	87.30% (B+)
Vendor ID# 157127		Q3: (N/A)	Q4: (N/A)	
# New Foster Homes During Quarter: 3	# Children in Care During Quarter: 36	# Placements During Quarter: 36	# Children in Care On Last Day: 33	
	Avg Performance All CPAs (%)	Provider Performance (%)*	Possible Points (Weight)	Provider Points Earned
OPM Monitoring Reviews				
Annual Comprehensive Reviews	83%	66%	25	16.46
Safety Reviews	87%	85%	15	12.75
Monitoring Sub-Total			40	29.21
CPA Safety Outcomes				
Incidence of Maltreatment	0.09%	No Substantiated Reports	10	10.00
Staff Training	93%	71%	5	3.55
Staff Safety Checks	81%	43%	5	2.15
Safety Sub-Total			20	15.70
CPA Permanency Outcomes				
Placement Stability	91%	94%	15	14.10
Permanency Sub-Total			15	14.10
CPA Well-Being Outcomes				
EPSDT Medical Visits	87%	90%	4	3.60
EPSDT Dental Visits	79%	77%	4	3.08
Academic Supports	82%	93%	3	2.79
Provider ECEM Visits	91%	94%	7	6.58
Provider General Contacts	90%	96%	7	6.72
Placements with Siblings	70%	58%	Not Scored	Not Scored
Placements within Legal County	15%	0%	Not Scored	Not Scored
Well-Being Sub-Total			25	22.77
*Performance calculation descriptions can be found in the FY 2019 RBWO PBP Measurements and Standards Guide.				
Monitoring & Outcomes: Possible Points = 100			Points Earned: 81.78	
Score Before Incentives Credit				81.78%
Incentives Awarded				5.52 pts
PBP Verification				0.00 pts
Total Score				87.30%



DHS, DFCS, Office of Provider Management
Performance-Based Placement Measures
RBWO Provider GA+SCORECARD - CPA



Report Quarter: Q1 FY2021

Provider/Program Name: Integrated Health Center Corp - (5337) - CPA				
# New Foster Homes During Quarter: 3	# Children in Care During Quarter: 36	# Placements During Quarter: 36	# Children in Care On Last Day: 33	
CPA Incentive Credits	Avg Performance All CPAs (%)	Provider Performance (%)*	Possible Points (Weight)	Provider Points Earned
Early EPSDT Medical Visits		33%	2	0.66
Early EPSDT Dental Visits		50%	2	1.00
Permanency Contacts		0%	5	0.00
Additional Academic Supports		93%	2	1.86
HS Grad/GED/Prof or Trade Certificate/College		N/A	10/5/5/1	
EYSS Agreement		Not Eligible	5	
Community Connections		0%	4	0.00
Foster Hm Retention Rate (threshold = 90)		69%	2	0.00
Foster Hm Recruitment (threshold = 100)		67%	2	0.00
Active Agency Accreditation		50%	4	2.00
Staff Clinical Licensure		0%	5	0.00
Incentives Total	5.25			5.52
Maximum total combined incentive credit allowed is 10 points.			Incentives Awarded	5.52
*Performance calculation descriptions can be found in the FY 2019 RBWO PBP Measurements and Standards Guide.				

Child Protective Services Investigations and Dispositions	
The following investigations data, which is not used for scoring but is considered significant to a provider's performance, is from Georgia SHINES and is not considered final or complete until the end of the fiscal year.	
Total Reports:	3
Number Screened In:	2
Number Screened Out:	1
Number Substantiated:	0
Number Unsubstantiated:	1
Number Active CPS Investigations:	1



DHS, DFCS, Office of Provider Management
Performance-Based Placement Measures
RBWO Provider GA+SCORECARD - CPA

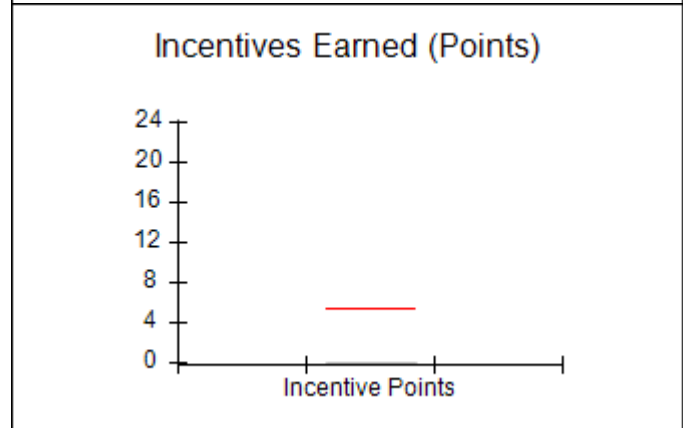
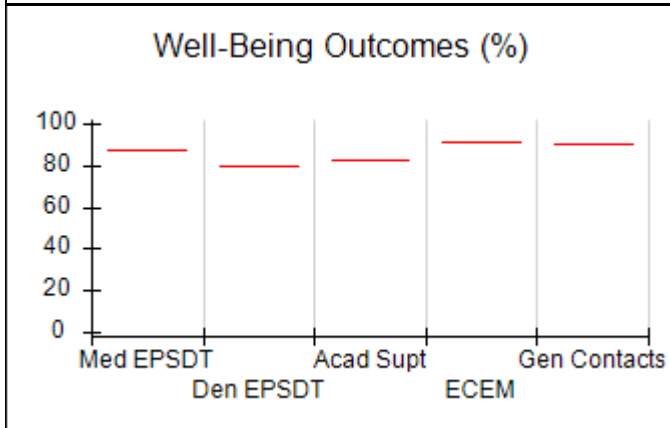
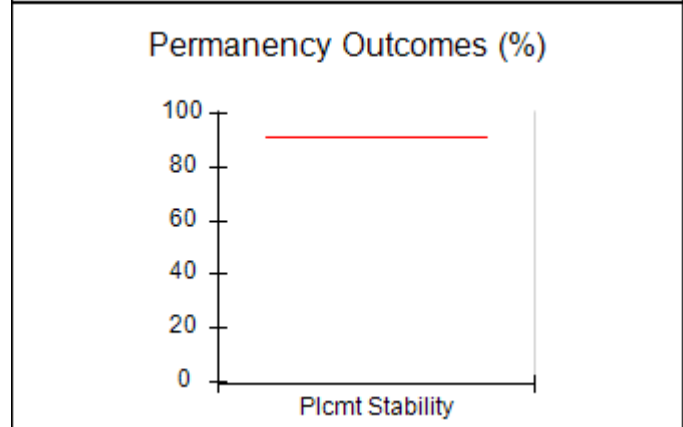
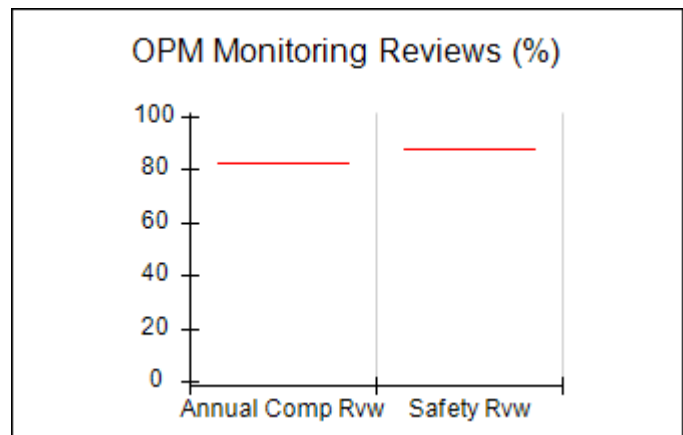
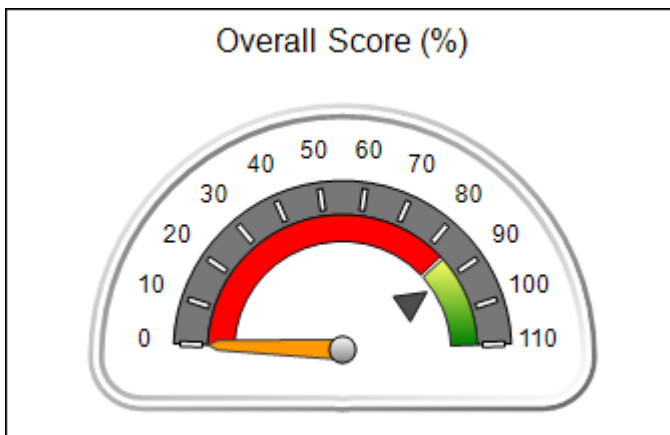


Report Quarter: Q1 FY2021

Provider/Program Name: Integrated Health Center Corp - Suwanee (5439) - CPA			
950 Scales Rd., Suwanee, GA 30024	Quarterly Scores (Grades)		Current Quarter Score (Grade)
Phone: 470-326-5750	Q1: N/A	Q2: N/A	N/A%
Vendor ID# 171015	Q3: N/A	Q4: N/A	
# New Foster Homes During Quarter: 0	# Children in Care During Quarter: 0	# Placements During Quarter: 0	# Children in Care On Last Day: 0

Quarterly Provider Comparisons to All CPAs

▼ — indicates average for all CPAs





DHS, DFCS, Office of Provider Management
Performance-Based Placement Measures
RBWO Provider GA+SCORECARD - CPA



Report Quarter: Q1 FY2021

Provider/Program Name: Integrated Health Center Corp - Suwanee (5439) - CPA				
950 Scales Rd., Suwanee, GA 30024		Quarterly Scores (Grades)		Current Quarter Score (Grade)
Phone: 470-326-5750		Q1: N/A	Q2: N/A	N/A% (F)
Vendor ID# 171015		Q3: N/A	Q4: N/A	
# New Foster Homes During Quarter: 0		# Children in Care During Quarter: 0	# Placements During Quarter: 0	# Children in Care On Last Day: 0
	Avg Performance All CPAs (%)	Provider Performance (%)*	Possible Points (Weight)	Provider Points Earned
OPM Monitoring Reviews				
Annual Comprehensive Reviews	83%	Not Yet Conducted		
Safety Reviews	87%	Not Yet Conducted		
Monitoring Sub-Total				0.00
CPA Safety Outcomes				
Incidence of Maltreatment	0.09%	Not Eligible		
Staff Training	93%	Not Eligible		
Staff Safety Checks	81%	Not Eligible		
Safety Sub-Total			N/A	
CPA Permanency Outcomes				
Placement Stability	91%	Not Eligible		
Permanency Sub-Total			N/A	
CPA Well-Being Outcomes				
EPSDT Medical Visits	87%	Not Eligible		
EPSDT Dental Visits	79%	Not Eligible		
Academic Supports	82%	Not Eligible		
Provider ECEM Visits	91%	Not Eligible		
Provider General Contacts	90%	Not Eligible		
Placements with Siblings	70%	Not Eligible	Not Scored	Not Scored
Placements within Legal County	15%	Not Eligible	Not Scored	Not Scored
Well-Being Sub-Total			N/A	

*Performance calculation descriptions can be found in the FY 2019 RBWO PBP Measurements and Standards Guide.

Monitoring & Outcomes: Possible Points = 0	Points Earned: N/A
Score Before Incentives Credit	N/A
Incentives Awarded	0.00 pts
PBP Verification	N/A pts
Total Score	N/A%



DHS, DFCS, Office of Provider Management
Performance-Based Placement Measures
RBWO Provider GA+SCORECARD - CPA



Report Quarter: Q1 FY2021

Provider/Program Name: Integrated Health Center Corp - Suwannee (5439) - CPA				
# New Foster Homes During Quarter: 0	# Children in Care During Quarter: 0	# Placements During Quarter: 0	# Children in Care On Last Day: 0	
CPA Incentive Credits	Avg Performance All CPAs (%)	Provider Performance (%)*	Possible Points (Weight)	Provider Points Earned
Early EPSDT Medical Visits		Not Eligible	2	
Early EPSDT Dental Visits		Not Eligible	2	
Permanency Contacts		None Planned	5	
Additional Academic Supports		Not Eligible	2	
HS Grad/GED/Prof or Trade Certificate/College		N/A	10/5/5/1	
EYSS Agreement		Not Eligible	5	
Community Connections		Not Eligible	4	
Foster Hm Retention Rate (threshold = 90)		Not Eligible	2	0.00
Foster Hm Recruitment (threshold = 100)		0%	2	0.00
Active Agency Accreditation		0%	4	0.00
Staff Clinical Licensure		0%	5	0.00
Incentives Total	5.25			0.00
Maximum total combined incentive credit allowed is 10 points.			Incentives Awarded	0.00
*Performance calculation descriptions can be found in the FY 2019 RBWO PBP Measurements and Standards Guide.				

Child Protective Services Investigations and Dispositions		
The following investigations data, which is not used for scoring but is considered significant to a provider's performance, is from Georgia SHINES and is not considered final or complete until the end of the fiscal year.		
Total Reports:	0	
Number Screened In:	0	
Number Screened Out:	0	
Number Substantiated:	0	
Number Unsubstantiated:	0	
Number Active CPS Investigations:	0	



DHS, DFCS, Office of Provider Management
Performance-Based Placement Measures
RBWO Provider GA+SCORECARD - CPA

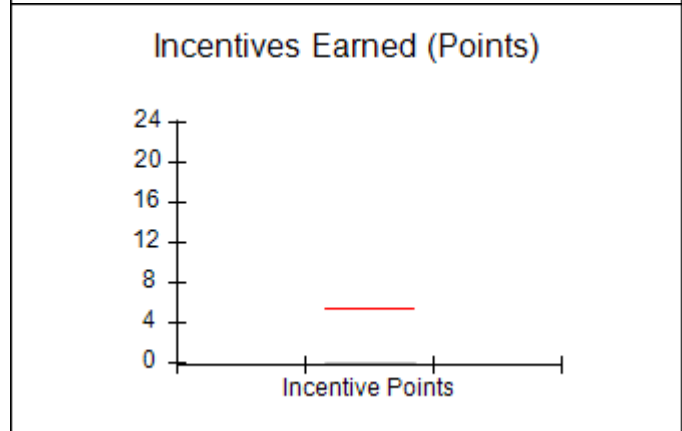
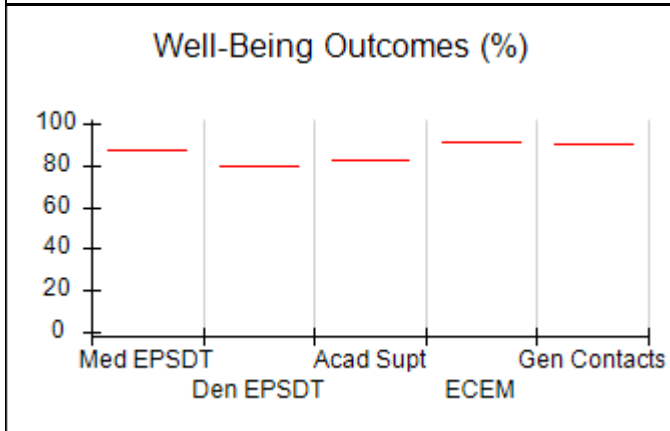
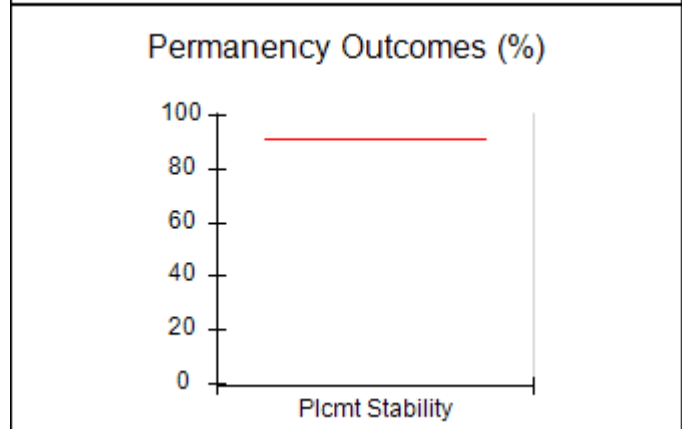
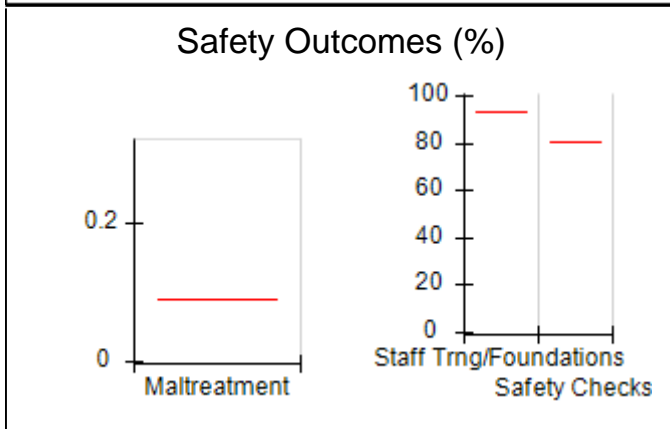
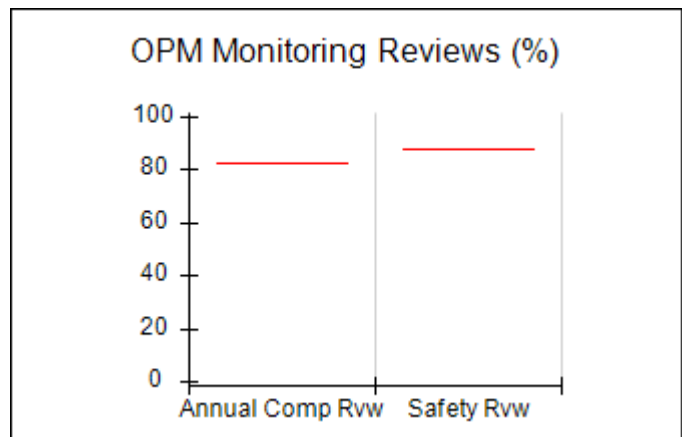
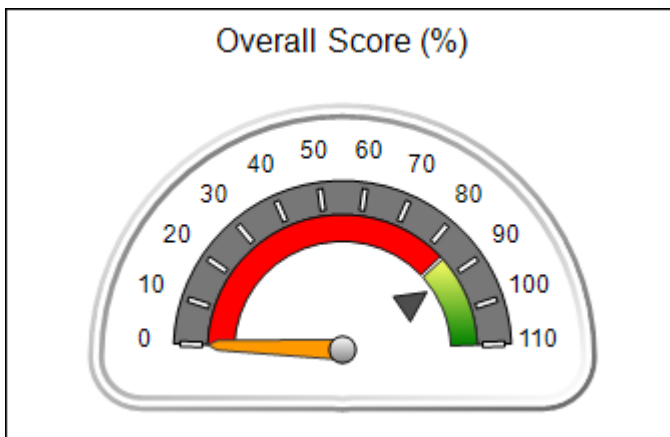


Report Quarter: Q1 FY2021

Provider/Program Name: Integrated Health Center Corp - Toccoa (5438) - CPA			
127 Gulley Rd., Toccoa, GA 30577	Quarterly Scores (Grades)		Current Quarter Score (Grade)
Phone: 470-326-5750	Q1: N/A	Q2: N/A	N/A%
Vendor ID# 171014	Q3: N/A	Q4: N/A	
# New Foster Homes During Quarter: 0	# Children in Care During Quarter: 0	# Placements During Quarter: 0	# Children in Care On Last Day: 0

Quarterly Provider Comparisons to All CPAs

▼ — indicates average for all CPAs





DHS, DFCS, Office of Provider Management
Performance-Based Placement Measures
RBWO Provider GA+SCORECARD - CPA



Report Quarter: Q1 FY2021

Provider/Program Name: Integrated Health Center Corp - Toccoa (5438) - CPA				
127 Gulley Rd., Toccoa, GA 30577		Quarterly Scores (Grades)		Current Quarter Score (Grade)
Phone: 470-326-5750		Q1: N/A	Q2: N/A	N/A% (F)
Vendor ID# 171014		Q3: N/A	Q4: N/A	
# New Foster Homes During Quarter: 0		# Children in Care During Quarter: 0	# Placements During Quarter: 0	# Children in Care On Last Day: 0
	Avg Performance All CPAs (%)	Provider Performance (%)*	Possible Points (Weight)	Provider Points Earned
OPM Monitoring Reviews				
Annual Comprehensive Reviews	83%	Not Yet Conducted		
Safety Reviews	87%	Not Yet Conducted		
Monitoring Sub-Total				0.00
CPA Safety Outcomes				
Incidence of Maltreatment	0.09%	Not Eligible		
Staff Training	93%	Not Eligible		
Staff Safety Checks	81%	Not Eligible		
Safety Sub-Total			N/A	
CPA Permanency Outcomes				
Placement Stability	91%	Not Eligible		
Permanency Sub-Total			N/A	
CPA Well-Being Outcomes				
EPSDT Medical Visits	87%	Not Eligible		
EPSDT Dental Visits	79%	Not Eligible		
Academic Supports	82%	Not Eligible		
Provider ECEM Visits	91%	Not Eligible		
Provider General Contacts	90%	Not Eligible		
Placements with Siblings	70%	Not Eligible	Not Scored	Not Scored
Placements within Legal County	15%	Not Eligible	Not Scored	Not Scored
Well-Being Sub-Total			N/A	

*Performance calculation descriptions can be found in the FY 2019 RBWO PBP Measurements and Standards Guide.

Monitoring & Outcomes: Possible Points = 0	Points Earned: N/A
Score Before Incentives Credit	N/A
Incentives Awarded	0.00 pts
PBP Verification	N/A pts
Total Score	N/A%



DHS, DFCS, Office of Provider Management
Performance-Based Placement Measures
RBWO Provider GA+SCORECARD - CPA



Report Quarter: Q1 FY2021

Provider/Program Name: Integrated Health Center Corp - Toccoa (5438) - CPA				
# New Foster Homes During Quarter: 0	# Children in Care During Quarter: 0	# Placements During Quarter: 0	# Children in Care On Last Day: 0	
CPA Incentive Credits	Avg Performance All CPAs (%)	Provider Performance (%)*	Possible Points (Weight)	Provider Points Earned
Early EPSDT Medical Visits		Not Eligible	2	
Early EPSDT Dental Visits		Not Eligible	2	
Permanency Contacts		None Planned	5	
Additional Academic Supports		Not Eligible	2	
HS Grad/GED/Prof or Trade Certificate/College		N/A	10/5/5/1	
EYSS Agreement		Not Eligible	5	
Community Connections		Not Eligible	4	
Foster Hm Retention Rate (threshold = 90)		Not Eligible	2	0.00
Foster Hm Recruitment (threshold = 100)		0%	2	0.00
Active Agency Accreditation		0%	4	0.00
Staff Clinical Licensure		0%	5	0.00
Incentives Total	5.25			0.00
Maximum total combined incentive credit allowed is 10 points.			Incentives Awarded	0.00
*Performance calculation descriptions can be found in the FY 2019 RBWO PBP Measurements and Standards Guide.				

Child Protective Services Investigations and Dispositions		
The following investigations data, which is not used for scoring but is considered significant to a provider's performance, is from Georgia SHINES and is not considered final or complete until the end of the fiscal year.		
Total Reports:	0	
Number Screened In:	0	
Number Screened Out:	0	
Number Substantiated:	0	
Number Unsubstantiated:	0	
Number Active CPS Investigations:	0	



Performance-Based Placement Measures RBWO Provider GA+SCORECARD - CPA

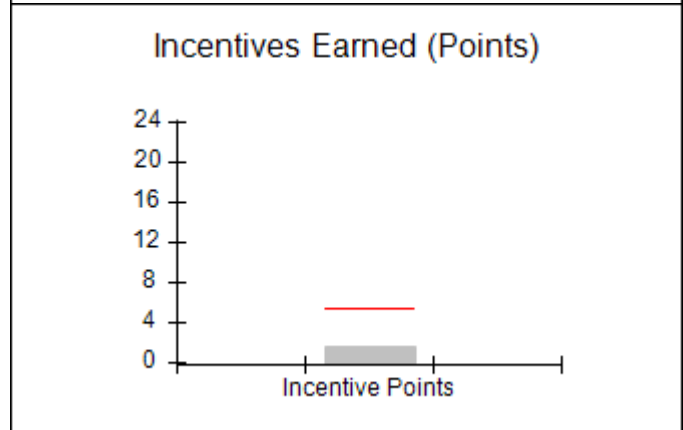
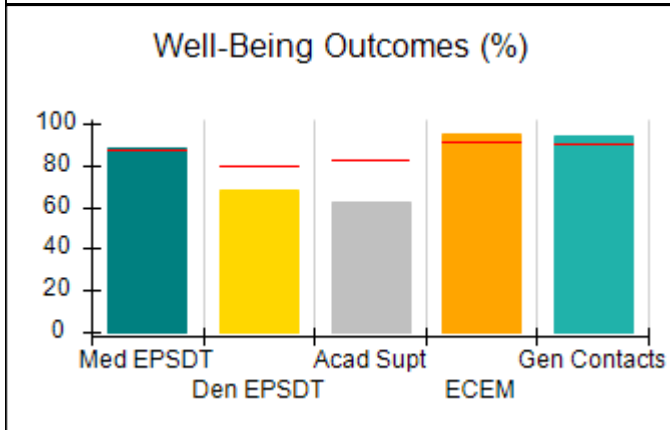
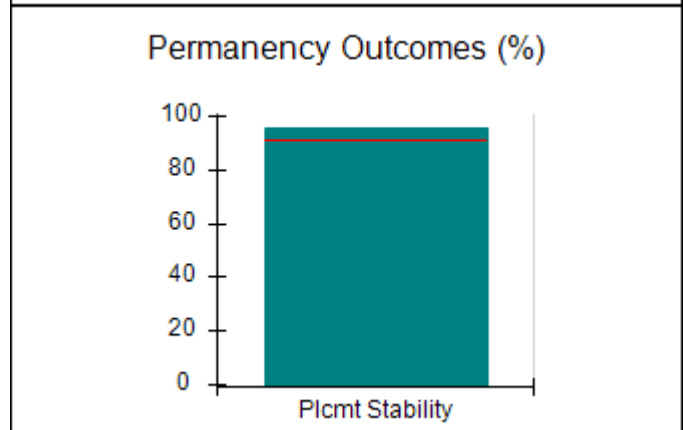
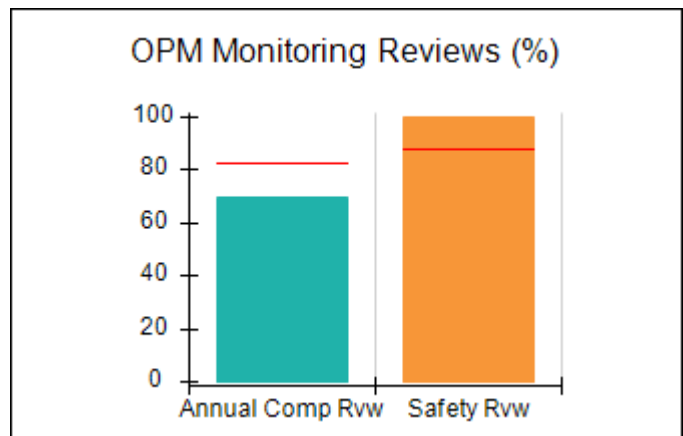
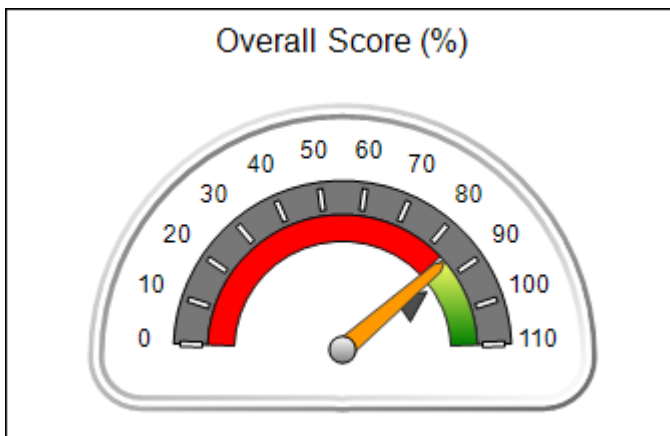
Report Quarter: Q1 FY2021

Provider/Program Name: Laurel Heights Hospital -Universal Health - Laurel Heights CPA (722) - CPA

934 Briarcliff Rd., NE, Atlanta, GA 30306	Quarterly Scores (Grades)		Current Quarter Score (Grade)
Phone: 404-888-7860	Q1: 85.81 (B)	Q2: (N/A)	85.81% (B)
Vendor ID# 35443	Q3: (N/A)	Q4: (N/A)	
# New Foster Homes During Quarter: 0	# Children in Care During Quarter: 45	# Placements During Quarter: 45	# Children in Care On Last Day: 37

Quarterly Provider Comparisons to All CPAs

▼ — indicates average for all CPAs





DHS, DFCS, Office of Provider Management
Performance-Based Placement Measures
RBWO Provider GA+SCORECARD - CPA



Report Quarter: Q1 FY2021

Provider/Program Name: Laurel Heights Hospital -Universal Health - Laurel Heights CPA (722) - CPA				
934 Briarcliff Rd., NE, Atlanta, GA 30306		Quarterly Scores (Grades)		Current Quarter Score (Grade)
Phone: 404-888-7860		Q1: 85.81 (B)	Q2: (N/A)	85.81% (B)
Vendor ID# 35443		Q3: (N/A)	Q4: (N/A)	
# New Foster Homes During Quarter: 0	# Children in Care During Quarter: 45	# Placements During Quarter: 45	# Children in Care On Last Day: 37	
	Avg Performance All CPAs (%)	Provider Performance (%)*	Possible Points (Weight)	Provider Points Earned
OPM Monitoring Reviews				
Annual Comprehensive Reviews	83%	70%	25	17.48
Safety Reviews	87%	100%	15	15.00
Monitoring Sub-Total			40	32.48
CPA Safety Outcomes				
Incidence of Maltreatment	0.09%	No Substantiated Reports	10	10.00
Staff Training	93%	100%	5	5.00
Staff Safety Checks	81%	80%	5	4.00
Safety Sub-Total			20	19.00
CPA Permanency Outcomes				
Placement Stability	91%	96%	15	14.40
Permanency Sub-Total			15	14.40
CPA Well-Being Outcomes				
EPSDT Medical Visits	87%	88%	4	3.52
EPSDT Dental Visits	79%	68%	4	2.72
Academic Supports	82%	62%	3	1.86
Provider ECEM Visits	91%	95%	7	6.65
Provider General Contacts	90%	94%	7	6.58
Placements with Siblings	70%	80%	Not Scored	Not Scored
Placements within Legal County	15%	0%	Not Scored	Not Scored
Well-Being Sub-Total			25	21.33
*Performance calculation descriptions can be found in the FY 2019 RBWO PBP Measurements and Standards Guide.				
Monitoring & Outcomes: Possible Points = 100			Points Earned: 87.21	
			Score Before Incentives Credit	87.21%
			Incentives Awarded	1.48 pts
			PBP Verification	-2.88 pts
			Total Score	85.81%



DHS, DFCS, Office of Provider Management
Performance-Based Placement Measures
RBWO Provider GA+SCORECARD - CPA



Report Quarter: Q1 FY2021

Provider/Program Name: Laurel Heights Hospital -Universal Health - Laurel Heights CPA (722) - CPA

# New Foster Homes During Quarter: 0		# Children in Care During Quarter: 45	# Placements During Quarter: 45	# Children in Care On Last Day: 37
CPA Incentive Credits	Avg Performance All CPAs (%)	Provider Performance (%)*	Possible Points (Weight)	Provider Points Earned
Early EPSDT Medical Visits		40%	2	0.80
Early EPSDT Dental Visits		19%	2	0.38
Permanency Contacts		0%	5	0.00
Additional Academic Supports		15%	2	0.30
HS Grad/GED/Prof or Trade Certificate/College		N/A	10/5/5/1	
EYSS Agreement		Not Eligible	5	
Community Connections		0%	4	0.00
Foster Hm Retention Rate (threshold = 90)		56%	2	0.00
Foster Hm Recruitment (threshold = 100)		0%	2	0.00
Active Agency Accreditation		0%	4	0.00
Staff Clinical Licensure		0%	5	0.00
Incentives Total	5.25			1.48
Maximum total combined incentive credit allowed is 10 points.			Incentives Awarded	1.48

*Performance calculation descriptions can be found in the FY 2019 RBWO PBP Measurements and Standards Guide.

Child Protective Services Investigations and Dispositions	
The following investigations data, which is not used for scoring but is considered significant to a provider's performance, is from Georgia SHINES and is not considered final or complete until the end of the fiscal year.	
Total Reports:	1
Number Screened In:	1
Number Screened Out:	0
Number Substantiated:	0
Number Unsubstantiated:	1
Number Active CPS Investigations:	0



DHS, DFCS, Office of Provider Management
Performance-Based Placement Measures
RBWO Provider GA+SCORECARD - CPA

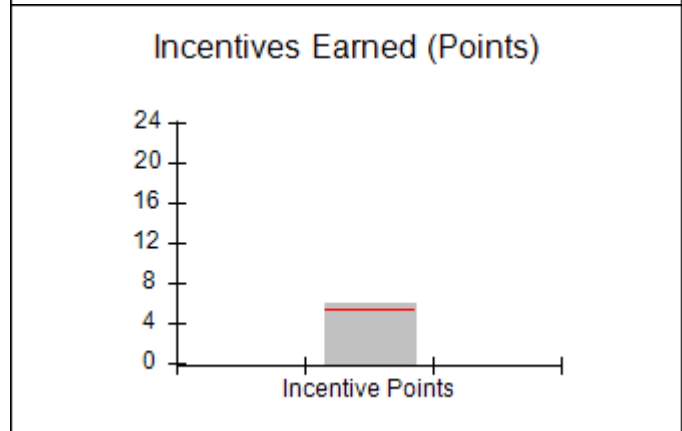
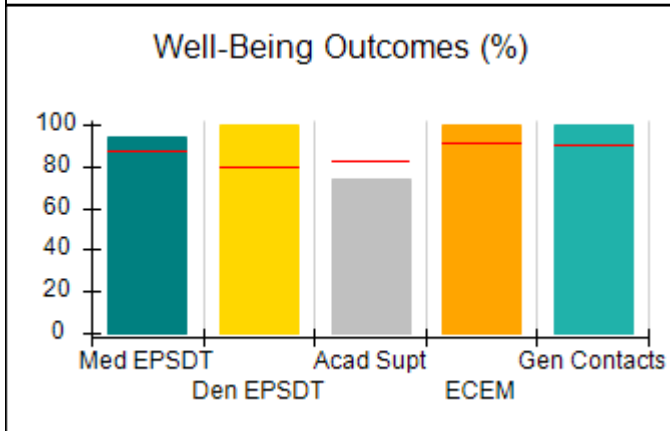
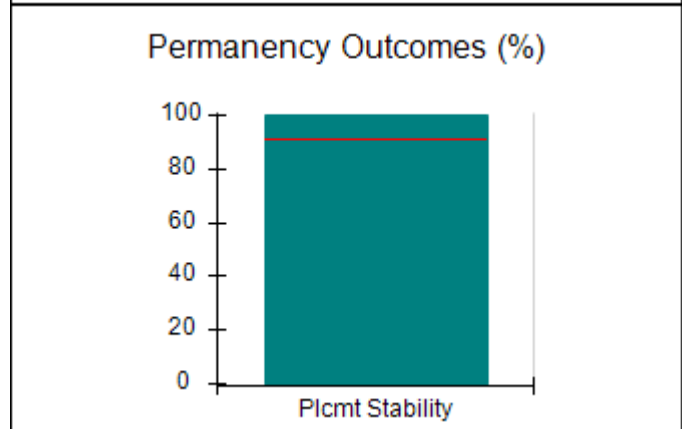
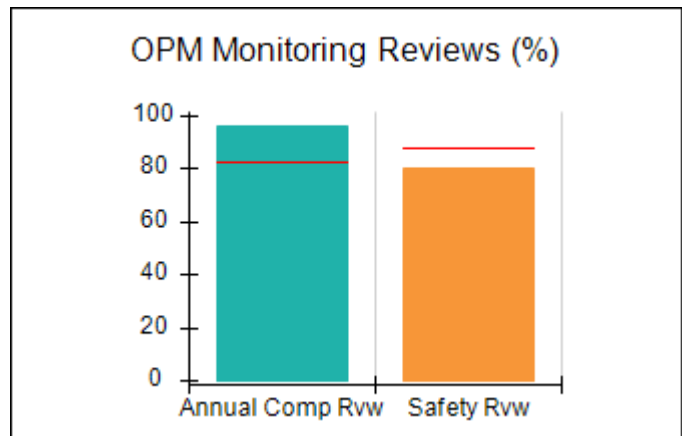
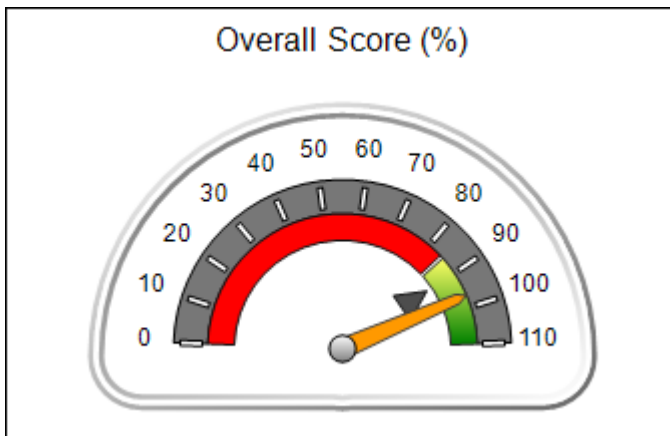


Report Quarter: Q1 FY2021

Provider/Program Name: Lighthouse Therapeutic Foster Care - (727) - CPA			
35 Mountain Street, Ringgold, GA 30736-2045	Quarterly Scores (Grades)		Current Quarter Score (Grade)
Phone: 706-937-4236	Q1: 96.70 (A)	Q2: (N/A)	96.70% (A)
Vendor ID# 35446	Q3: (N/A)	Q4: (N/A)	
# New Foster Homes During Quarter: 3	# Children in Care During Quarter: 20	# Placements During Quarter: 20	# Children in Care On Last Day: 20

Quarterly Provider Comparisons to All CPAs

▼ — indicates average for all CPAs





DHS, DFCS, Office of Provider Management
Performance-Based Placement Measures
RBWO Provider GA+SCORECARD - CPA



Report Quarter: Q1 FY2021

Provider/Program Name: Lighthouse Therapeutic Foster Care - (727) - CPA				
35 Mountain Street, Ringgold, GA 30736-2045		Quarterly Scores (Grades)		Current Quarter Score (Grade)
Phone: 706-937-4236		Q1: 96.70 (A)	Q2: (N/A)	96.70% (A)
Vendor ID# 35446		Q3: (N/A)	Q4: (N/A)	
# New Foster Homes During Quarter: 3	# Children in Care During Quarter: 20	# Placements During Quarter: 20	# Children in Care On Last Day: 20	
	Avg Performance All CPAs (%)	Provider Performance (%)*	Possible Points (Weight)	Provider Points Earned
OPM Monitoring Reviews				
Annual Comprehensive Reviews	83%	96%	25	24.02
Safety Reviews	87%	80%	15	12.00
Monitoring Sub-Total			40	36.02
CPA Safety Outcomes				
Incidence of Maltreatment	0.09%	No Substantiated Reports	10	10.00
Staff Training	93%	100%	5	5.00
Staff Safety Checks	81%	100%	5	5.00
Safety Sub-Total			20	20.00
CPA Permanency Outcomes				
Placement Stability	91%	100%	15	15.00
Permanency Sub-Total			15	15.00
CPA Well-Being Outcomes				
EPSDT Medical Visits	87%	94%	4	3.76
EPSDT Dental Visits	79%	100%	4	4.00
Academic Supports	82%	74%	3	2.22
Provider ECEM Visits	91%	100%	7	7.00
Provider General Contacts	90%	100%	7	7.00
Placements with Siblings	70%	63%	Not Scored	Not Scored
Placements within Legal County	15%	100%	Not Scored	Not Scored
Well-Being Sub-Total			25	23.98
*Performance calculation descriptions can be found in the FY 2019 RBWO PBP Measurements and Standards Guide.				
Monitoring & Outcomes: Possible Points = 100			Points Earned: 95.00	
Score Before Incentives Credit				95.00%
Incentives Awarded				6.00 pts
PBP Verification				-4.30 pts
Total Score				96.70%



DHS, DFCS, Office of Provider Management
Performance-Based Placement Measures
RBWO Provider GA+SCORECARD - CPA



Report Quarter: Q1 FY2021

Provider/Program Name: Lighthouse Therapeutic Foster Care - (727) - CPA				
# New Foster Homes During Quarter: 3	# Children in Care During Quarter: 20	# Placements During Quarter: 20	# Children in Care On Last Day: 20	
CPA Incentive Credits	Avg Performance All CPAs (%)	Provider Performance (%)*	Possible Points (Weight)	Provider Points Earned
Early EPSDT Medical Visits		100%	2	2.00
Early EPSDT Dental Visits		100%	2	2.00
Permanency Contacts		None Planned	5	
Additional Academic Supports		0%	2	0.00
HS Grad/GED/Prof or Trade Certificate/College		N/A	10/5/5/1	
EYSS Agreement		Not Eligible	5	
Community Connections		0%	4	0.00
Foster Hm Retention Rate (threshold = 90)		67%	2	0.00
Foster Hm Recruitment (threshold = 100)		300%	2	2.00
Active Agency Accreditation		0%	4	0.00
Staff Clinical Licensure		0%	5	0.00
Incentives Total	5.25			6.00
Maximum total combined incentive credit allowed is 10 points.			Incentives Awarded	6.00
*Performance calculation descriptions can be found in the FY 2019 RBWO PBP Measurements and Standards Guide.				

Child Protective Services Investigations and Dispositions	
The following investigations data, which is not used for scoring but is considered significant to a provider's performance, is from Georgia SHINES and is not considered final or complete until the end of the fiscal year.	
Total Reports:	1
Number Screened In:	1
Number Screened Out:	0
Number Substantiated:	0
Number Unsubstantiated:	0
Number Active CPS Investigations:	1



DHS, DFCS, Office of Provider Management
Performance-Based Placement Measures
RBWO Provider GA+SCORECARD - CPA

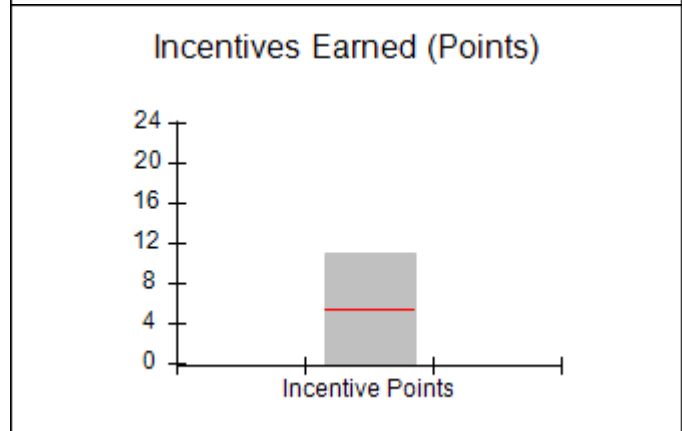
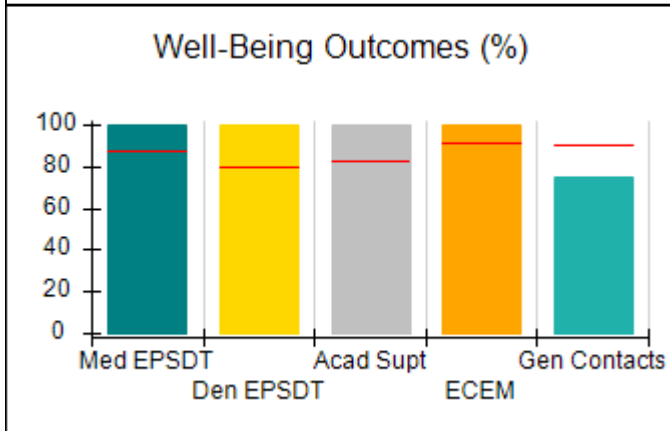
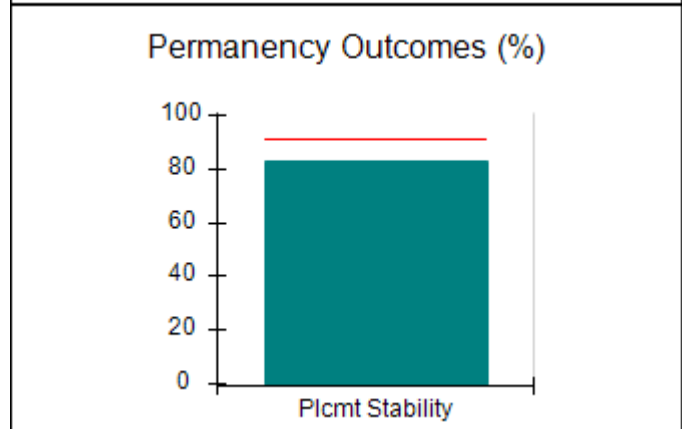
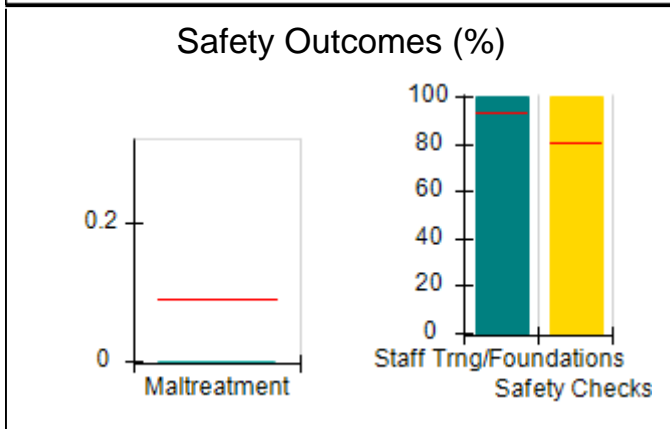
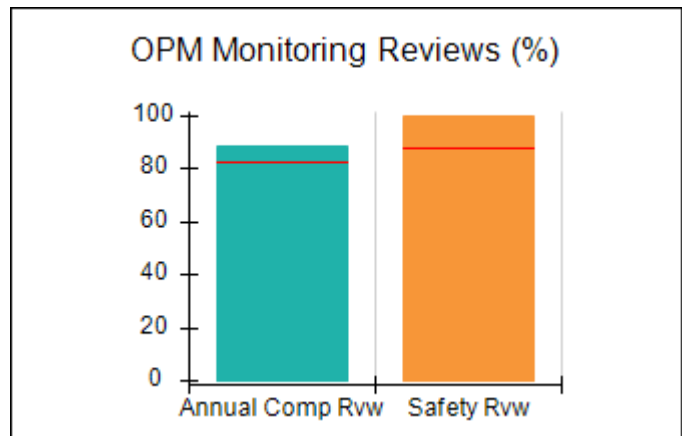
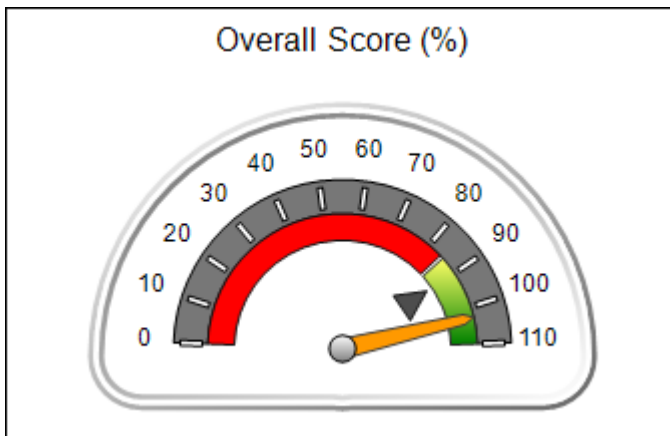


Report Quarter: Q1 FY2021

Provider/Program Name: Lighthouse Therapeutic Foster Care - Marietta (5309) - CPA			
1000 Parkwood Circle SE, Marietta, GA 30339	Quarterly Scores (Grades)		Current Quarter Score (Grade)
Phone: 706-937-4236	Q1: 102.85 (A+)	Q2: (N/A)	102.85% (A+)
Vendor ID# 153417	Q3: (N/A)	Q4: (N/A)	
# New Foster Homes During Quarter: 1	# Children in Care During Quarter: 6	# Placements During Quarter: 6	# Children in Care On Last Day: 2

Quarterly Provider Comparisons to All CPAs

▼ — indicates average for all CPAs





DHS, DFCS, Office of Provider Management
Performance-Based Placement Measures
RBWO Provider GA+SCORECARD - CPA



Report Quarter: Q1 FY2021

Provider/Program Name: Lighthouse Therapeutic Foster Care - Marietta (5309) - CPA				
1000 Parkwood Circle SE, Marietta, GA 30339		Quarterly Scores (Grades)		Current Quarter Score (Grade)
Phone: 706-937-4236		Q1: 102.85 (A+)	Q2: (N/A)	102.85% (A+)
Vendor ID# 153417		Q3: (N/A)	Q4: (N/A)	
# New Foster Homes During Quarter: 1		# Children in Care During Quarter: 6	# Placements During Quarter: 6	# Children in Care On Last Day: 2
	Avg Performance All CPAs (%)	Provider Performance (%)*	Possible Points (Weight)	Provider Points Earned
OPM Monitoring Reviews				
Annual Comprehensive Reviews	83%	89%	25	22.15
Safety Reviews	87%	100%	15	15.00
Monitoring Sub-Total			40	37.15
CPA Safety Outcomes				
Incidence of Maltreatment	0.09%	No Substantiated Reports	10	10.00
Staff Training	93%	100%	5	5.00
Staff Safety Checks	81%	100%	5	5.00
Safety Sub-Total			20	20.00
CPA Permanency Outcomes				
Placement Stability	91%	83%	15	12.45
Permanency Sub-Total			15	12.45
CPA Well-Being Outcomes				
EPSDT Medical Visits	87%	100%	4	4.00
EPSDT Dental Visits	79%	100%	4	4.00
Academic Supports	82%	100%	3	3.00
Provider ECEM Visits	91%	100%	7	7.00
Provider General Contacts	90%	75%	7	5.25
Placements with Siblings	70%	60%	Not Scored	Not Scored
Placements within Legal County	15%	0%	Not Scored	Not Scored
Well-Being Sub-Total			25	23.25
*Performance calculation descriptions can be found in the FY 2019 RBWO PBP Measurements and Standards Guide.				
Monitoring & Outcomes: Possible Points = 100			Points Earned: 92.85	
Score Before Incentives Credit				92.85%
Incentives Awarded				10.00 pts
PBP Verification				N/A pts
Total Score				102.85%



DHS, DFCS, Office of Provider Management
Performance-Based Placement Measures
RBWO Provider GA+SCORECARD - CPA



Report Quarter: Q1 FY2021

Provider/Program Name: Lighthouse Therapeutic Foster Care - Marietta (5309) - CPA				
# New Foster Homes During Quarter: 1	# Children in Care During Quarter: 6	# Placements During Quarter: 6	# Children in Care On Last Day: 2	
CPA Incentive Credits	Avg Performance All CPAs (%)	Provider Performance (%)*	Possible Points (Weight)	Provider Points Earned
Early EPSDT Medical Visits		100%	2	2.00
Early EPSDT Dental Visits		100%	2	2.00
Permanency Contacts		0%	5	0.00
Additional Academic Supports		0%	2	0.00
HS Grad/GED/Prof or Trade Certificate/College		N/A	10/5/5/1	
EYSS Agreement		100%	5	5.00
Community Connections		0%	4	0.00
Foster Hm Retention Rate (threshold = 90)		75%	2	0.00
Foster Hm Recruitment (threshold = 100)		100%	2	2.00
Active Agency Accreditation		0%	4	0.00
Staff Clinical Licensure		0%	5	0.00
Incentives Total	5.25			11.00
Maximum total combined incentive credit allowed is 10 points.			Incentives Awarded	10.00
*Performance calculation descriptions can be found in the FY 2019 RBWO PBP Measurements and Standards Guide.				

Child Protective Services Investigations and Dispositions		
The following investigations data, which is not used for scoring but is considered significant to a provider's performance, is from Georgia SHINES and is not considered final or complete until the end of the fiscal year.		
Total Reports:	0	
Number Screened In:	0	
Number Screened Out:	0	
Number Substantiated:	0	
Number Unsubstantiated:	0	
Number Active CPS Investigations:	0	



DHS, DFCS, Office of Provider Management
Performance-Based Placement Measures
RBWO Provider GA+SCORECARD - CPA



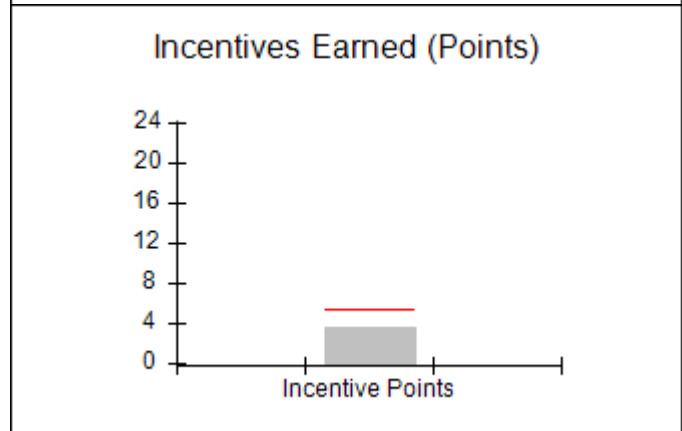
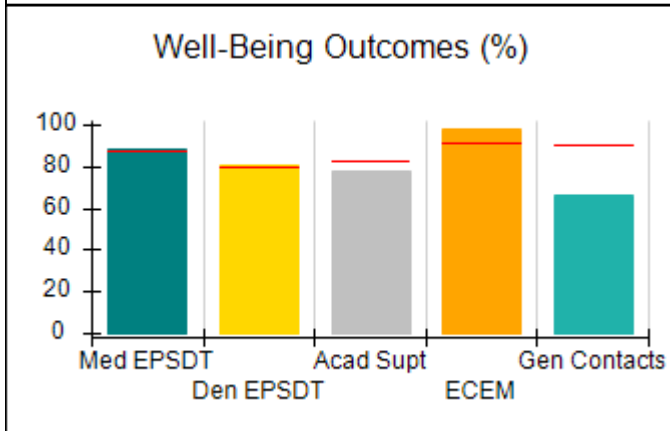
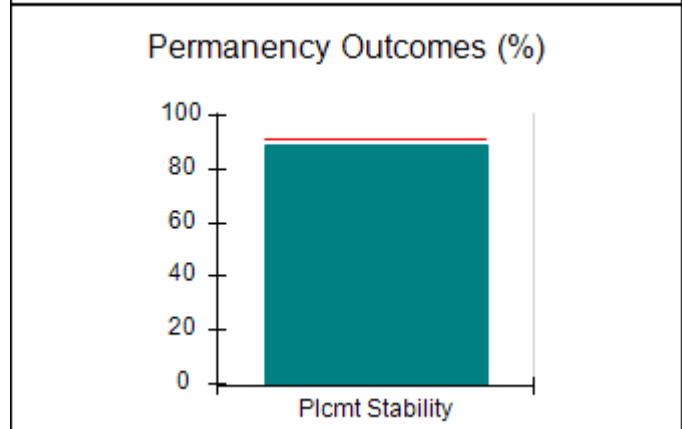
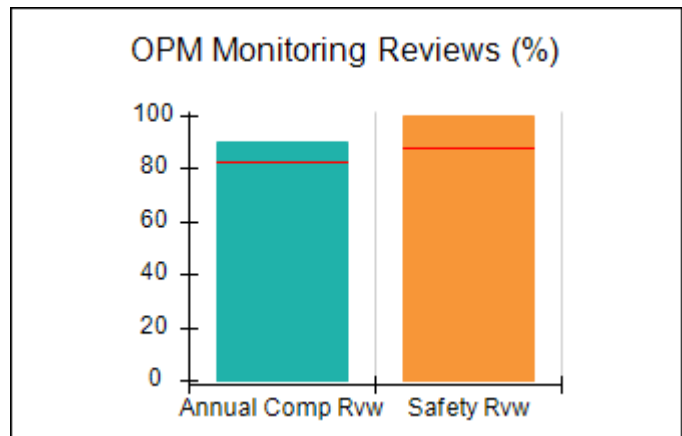
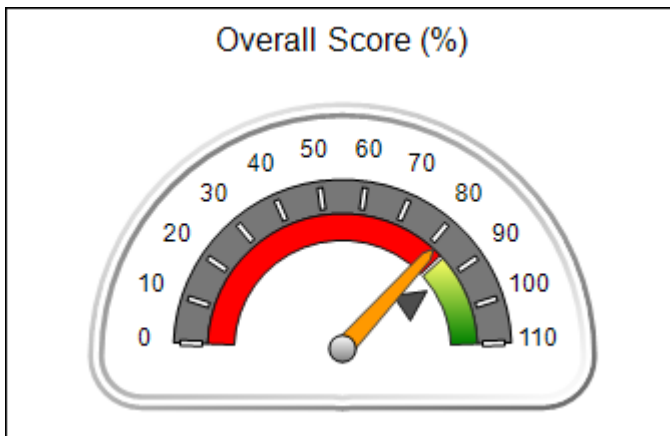
Report Quarter: Q1 FY2021

Provider/Program Name: Lighthouse Therapeutic Foster Care - Stockbridge (5186) - CPA

165 Burke St., Stockbridge, GA 30281	Quarterly Scores (Grades)		Current Quarter Score (Grade)
Phone: 770.507.8007	Q1: 81.51 (B-)	Q2: (N/A)	81.51% (B-)
Vendor ID# 121137	Q3: (N/A)	Q4: (N/A)	
# New Foster Homes During Quarter: 1	# Children in Care During Quarter: 28	# Placements During Quarter: 30	# Children in Care On Last Day: 17

Quarterly Provider Comparisons to All CPAs

▼ — indicates average for all CPAs





DHS, DFCS, Office of Provider Management
Performance-Based Placement Measures
RBWO Provider GA+SCORECARD - CPA



Report Quarter: Q1 FY2021

Provider/Program Name: Lighthouse Therapeutic Foster Care - Stockbridge (5186) - CPA

165 Burke St., Stockbridge, GA 30281	Quarterly Scores (Grades)		Current Quarter Score (Grade)
Phone: 770.507.8007	Q1: 81.51 (B-)	Q2: (N/A)	81.51% (B-)
Vendor ID# 121137	Q3: (N/A)	Q4: (N/A)	

# New Foster Homes During Quarter: 1	# Children in Care During Quarter: 28	# Placements During Quarter: 30	# Children in Care On Last Day: 17
--------------------------------------	---------------------------------------	---------------------------------	------------------------------------

	Avg Performance All CPAs (%)	Provider Performance (%)*	Possible Points (Weight)	Provider Points Earned
--	------------------------------	---------------------------	--------------------------	------------------------

OPM Monitoring Reviews

Annual Comprehensive Reviews	83%	90%	25	22.53
Safety Reviews	87%	100%	15	15.00
Monitoring Sub-Total			40	37.53

CPA Safety Outcomes

Incidence of Maltreatment	0.09%	No Substantiated Reports	10	10.00
Staff Training	93%	100%	5	5.00
Staff Safety Checks	81%	100%	5	5.00
Safety Sub-Total			20	20.00

CPA Permanency Outcomes

Placement Stability	91%	89%	15	13.35
Permanency Sub-Total			15	13.35

CPA Well-Being Outcomes

EPSDT Medical Visits	87%	88%	4	3.52
EPSDT Dental Visits	79%	81%	4	3.24
Academic Supports	82%	78%	3	2.34
Provider ECEM Visits	91%	98%	7	6.86
Provider General Contacts	90%	66%	7	4.62
Placements with Siblings	70%	66%	Not Scored	Not Scored
Placements within Legal County	15%	0%	Not Scored	Not Scored
Well-Being Sub-Total			25	20.58

*Performance calculation descriptions can be found in the FY 2019 RBWO PBP Measurements and Standards Guide.

Monitoring & Outcomes: Possible Points = 100	Points Earned: 91.46
Score Before Incentives Credit	91.46%
Incentives Awarded	3.48 pts
PBP Verification	-13.43 pts
Total Score	81.51%



DHS, DFCS, Office of Provider Management
Performance-Based Placement Measures
RBWO Provider GA+SCORECARD - CPA



Report Quarter: Q1 FY2021

Provider/Program Name: Lighthouse Therapeutic Foster Care - Stockbridge (5186) - CPA

# New Foster Homes During Quarter: 1		# Children in Care During Quarter: 28	# Placements During Quarter: 30	# Children in Care On Last Day: 17
CPA Incentive Credits	Avg Performance All CPAs (%)	Provider Performance (%)*	Possible Points (Weight)	Provider Points Earned
Early EPSDT Medical Visits		50%	2	1.00
Early EPSDT Dental Visits		50%	2	1.00
Permanency Contacts		0%	5	0.00
Additional Academic Supports		74%	2	1.48
HS Grad/GED/Prof or Trade Certificate/College		N/A	10/5/5/1	
EYSS Agreement		Not Eligible	5	
Community Connections		0%	4	0.00
Foster Hm Retention Rate (threshold = 90)		73%	2	0.00
Foster Hm Recruitment (threshold = 100)		50%	2	0.00
Active Agency Accreditation		0%	4	0.00
Staff Clinical Licensure		0%	5	0.00
Incentives Total	5.25			3.48
Maximum total combined incentive credit allowed is 10 points.			Incentives Awarded	3.48

*Performance calculation descriptions can be found in the FY 2019 RBWO PBP Measurements and Standards Guide.

Child Protective Services Investigations and Dispositions

The following investigations data, which is not used for scoring but is considered significant to a provider's performance, is from Georgia SHINES and is not considered final or complete until the end of the fiscal year.

Total Reports:	0
Number Screened In:	0
Number Screened Out:	0
Number Substantiated:	0
Number Unsubstantiated:	0
Number Active CPS Investigations:	0



Performance-Based Placement Measures RBWO Provider GA+SCORECARD - CPA

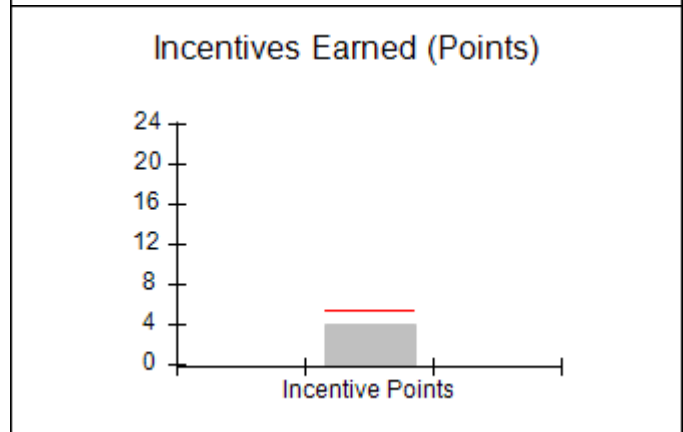
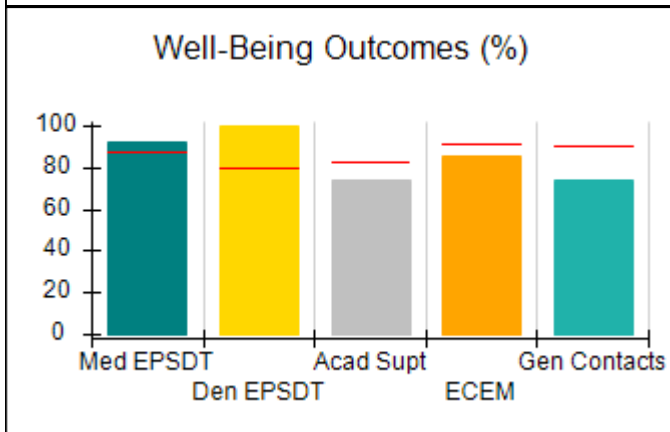
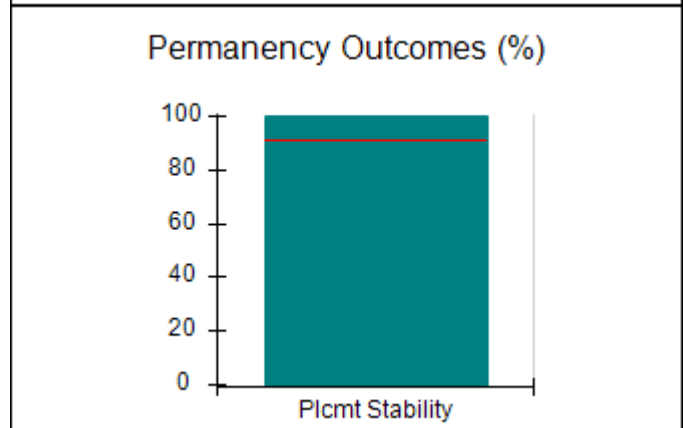
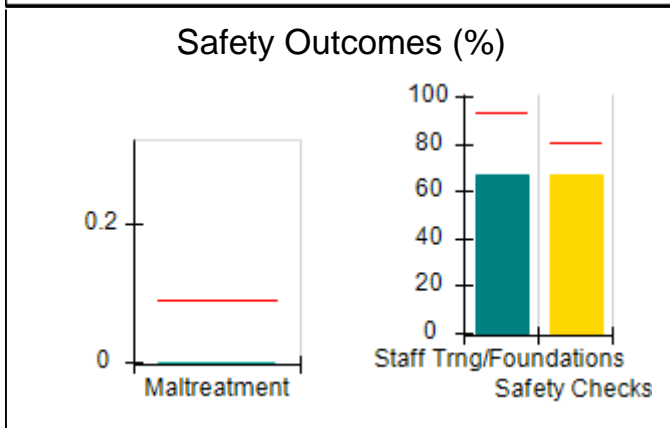
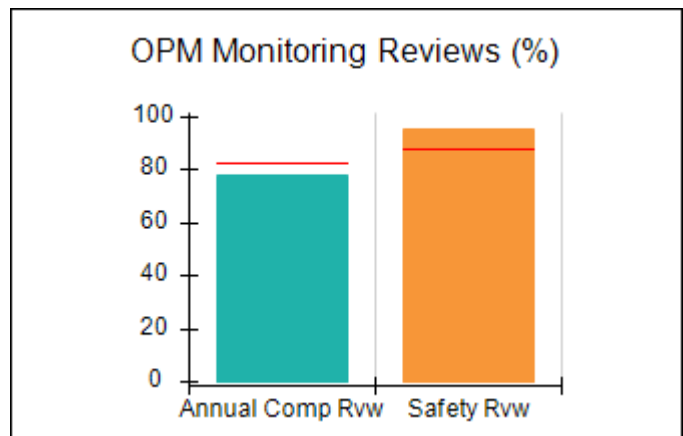
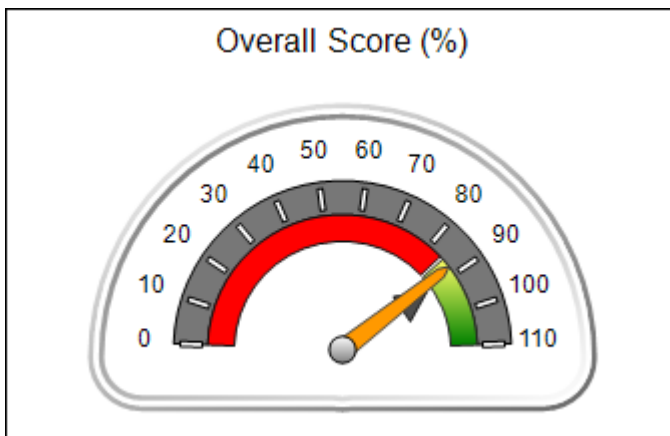
Report Quarter: Q1 FY2021

**Provider/Program Name: Lookout Mountain Community Services Board - TREK
Program/Athens (5237) - CPA**

1020 Barber Creek Dr., Watkinsville, GA 30677	Quarterly Scores (Grades)		Current Quarter Score (Grade)
Phone: 706-806-1121	Q1: 87.60 (B+)	Q2: (N/A)	87.60% (B+)
Vendor ID# 143228	Q3: (N/A)	Q4: (N/A)	
# New Foster Homes During Quarter: 0	# Children in Care During Quarter: 15	# Placements During Quarter: 15	# Children in Care On Last Day: 12

Quarterly Provider Comparisons to All CPAs

▼ — indicates average for all CPAs





DHS, DFCS, Office of Provider Management
Performance-Based Placement Measures
RBWO Provider GA+SCORECARD - CPA



Report Quarter: Q1 FY2021

Provider/Program Name: Lookout Mountain Community Services Board - TREK Program/Athens (5237) - CPA				
1020 Barber Creek Dr., Watkinsville, GA 30677		Quarterly Scores (Grades)		Current Quarter Score (Grade)
Phone: 706-806-1121		Q1: 87.60 (B+)	Q2: (N/A)	87.60% (B+)
Vendor ID# 143228		Q3: (N/A)	Q4: (N/A)	
# New Foster Homes During Quarter: 0	# Children in Care During Quarter: 15	# Placements During Quarter: 15	# Children in Care On Last Day: 12	
	Avg Performance All CPAs (%)	Provider Performance (%)*	Possible Points (Weight)	Provider Points Earned
OPM Monitoring Reviews				
Annual Comprehensive Reviews	83%	78%	25	19.48
Safety Reviews	87%	95%	15	14.25
Monitoring Sub-Total			40	33.73
CPA Safety Outcomes				
Incidence of Maltreatment	0.09%	No Substantiated Reports	10	10.00
Staff Training	93%	67%	5	3.35
Staff Safety Checks	81%	67%	5	3.35
Safety Sub-Total			20	16.70
CPA Permanency Outcomes				
Placement Stability	91%	100%	15	15.00
Permanency Sub-Total			15	15.00
CPA Well-Being Outcomes				
EPSDT Medical Visits	87%	92%	4	3.68
EPSDT Dental Visits	79%	100%	4	4.00
Academic Supports	82%	74%	3	2.22
Provider ECEM Visits	91%	85%	7	5.95
Provider General Contacts	90%	74%	7	5.18
Placements with Siblings	70%	47%	Not Scored	Not Scored
Placements within Legal County	15%	Not Eligible	Not Scored	Not Scored
Well-Being Sub-Total			25	21.03
*Performance calculation descriptions can be found in the FY 2019 RBWO PBP Measurements and Standards Guide.				
Monitoring & Outcomes: Possible Points = 100			Points Earned: 86.46	
			Score Before Incentives Credit	86.46%
			Incentives Awarded	4.00 pts
			PBP Verification	-2.86 pts
			Total Score	87.60%



**Performance-Based Placement Measures
RBWO Provider GA+SCORECARD - CPA**

Report Quarter: Q1 FY2021

**Provider/Program Name: Lookout Mountain Community Services Board - TREK
Program/Athens (5237) - CPA**

# New Foster Homes During Quarter: 0		# Children in Care During Quarter: 15	# Placements During Quarter: 15	# Children in Care On Last Day: 12
CPA Incentive Credits	Avg Performance All CPAs (%)	Provider Performance (%)*	Possible Points (Weight)	Provider Points Earned
Early EPSDT Medical Visits		Not Eligible	2	
Early EPSDT Dental Visits		100%	2	2.00
Permanency Contacts		0%	5	0.00
Additional Academic Supports		0%	2	0.00
HS Grad/GED/Prof or Trade Certificate/College		N/A	10/5/5/1	
EYSS Agreement		Not Eligible	5	
Community Connections		0%	4	0.00
Foster Hm Retention Rate (threshold = 90)		100%	2	2.00
Foster Hm Recruitment (threshold = 100)		0%	2	0.00
Active Agency Accreditation		0%	4	0.00
Staff Clinical Licensure		0%	5	0.00
Incentives Total	5.25			4.00
Maximum total combined incentive credit allowed is 10 points.			Incentives Awarded	4.00

*Performance calculation descriptions can be found in the FY 2019 RBWO PBP Measurements and Standards Guide.

Child Protective Services Investigations and Dispositions	
The following investigations data, which is not used for scoring but is considered significant to a provider's performance, is from Georgia SHINES and is not considered final or complete until the end of the fiscal year.	
Total Reports:	2
Number Screened In:	0
Number Screened Out:	2
Number Substantiated:	0
Number Unsubstantiated:	0
Number Active CPS Investigations:	0

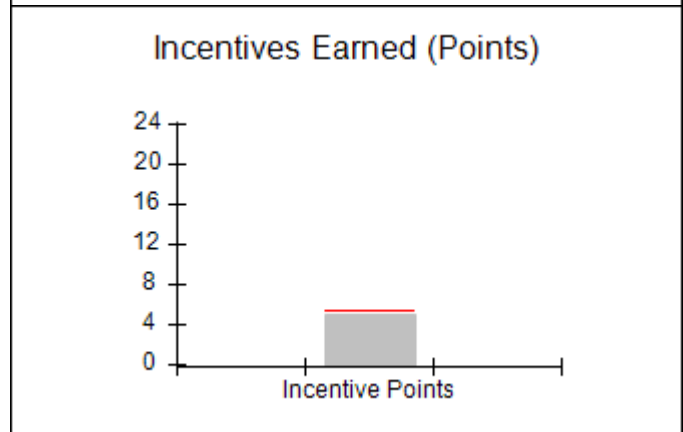
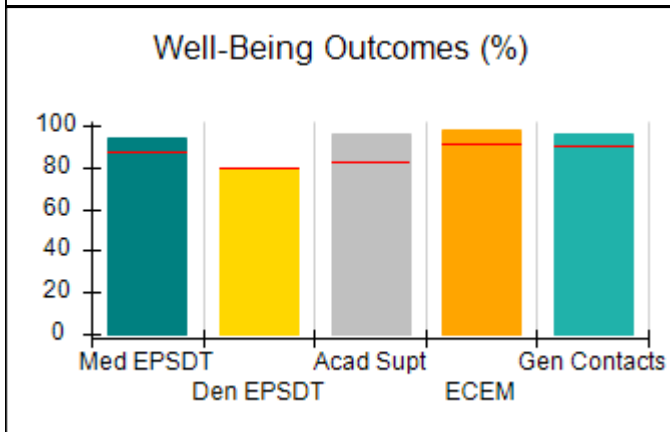
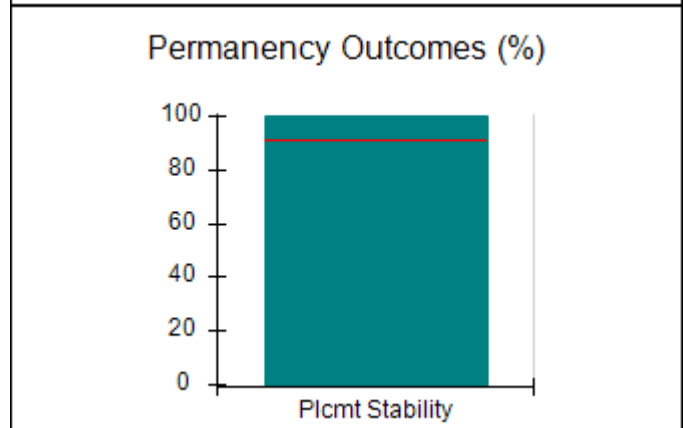
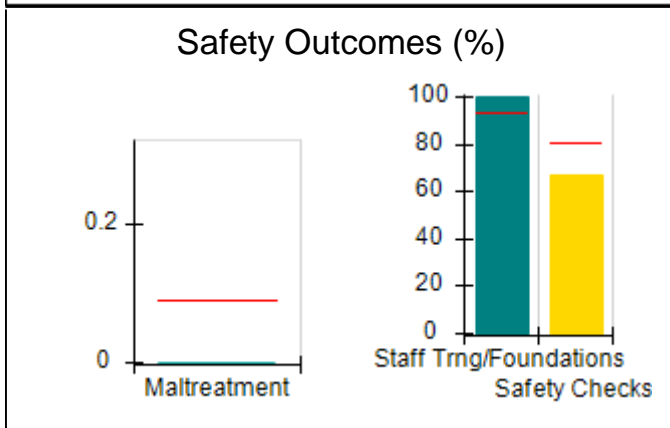
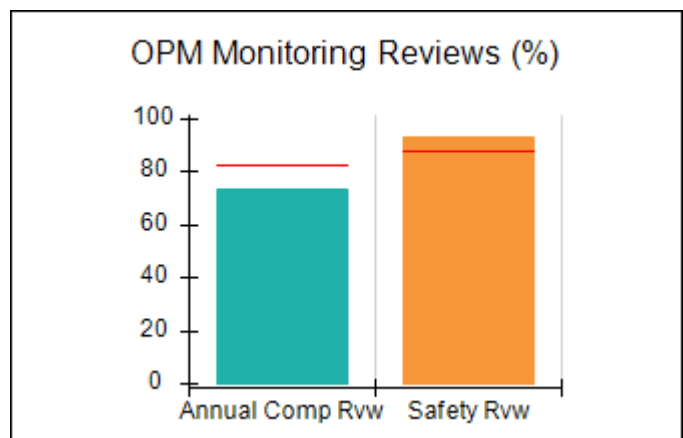
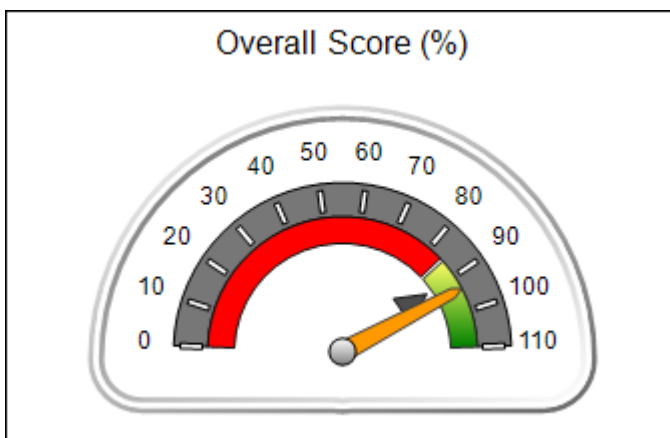


Performance-Based Placement Measures RBWO Provider GA+SCORECARD - CPA

Report Quarter: Q1 FY2021

Provider/Program Name: Lookout Mountain Community Services Board - TREK Program/Cartersville (5199) - CPA			
25 East Main Street, Cartersville, GA 30120	Quarterly Scores (Grades)		Current Quarter Score (Grade)
Phone: 706-806-1121	Q1: 93.82 (A-)	Q2: (N/A)	93.82% (A-)
Vendor ID# 15004	Q3: (N/A)	Q4: (N/A)	
# New Foster Homes During Quarter: 1	# Children in Care During Quarter: 19	# Placements During Quarter: 19	# Children in Care On Last Day: 19
Quarterly Provider Comparisons to All CPAs			

▼ — indicates average for all CPAs





Performance-Based Placement Measures RBWO Provider GA+SCORECARD - CPA

Report Quarter: Q1 FY2021

Provider/Program Name: Lookout Mountain Community Services Board - TREK Program/Cartersville (5199) - CPA				
25 East Main Street, Cartersville, GA 30120		Quarterly Scores (Grades)		Current Quarter Score (Grade)
Phone: 706-806-1121		Q1: 93.82 (A-)	Q2: (N/A)	93.82% (A-)
Vendor ID# 15004		Q3: (N/A)	Q4: (N/A)	
# New Foster Homes During Quarter: 1		# Children in Care During Quarter: 19	# Placements During Quarter: 19	# Children in Care On Last Day: 19
	Avg Performance All CPAs (%)	Provider Performance (%)*	Possible Points (Weight)	Provider Points Earned
OPM Monitoring Reviews				
Annual Comprehensive Reviews	83%	73%	25	18.32
Safety Reviews	87%	93%	15	13.88
Monitoring Sub-Total			40	32.19
CPA Safety Outcomes				
Incidence of Maltreatment	0.09%	No Substantiated Reports	10	10.00
Staff Training	93%	100%	5	5.00
Staff Safety Checks	81%	67%	5	3.35
Safety Sub-Total			20	18.35
CPA Permanency Outcomes				
Placement Stability	91%	100%	15	15.00
Permanency Sub-Total			15	15.00
CPA Well-Being Outcomes				
EPSDT Medical Visits	87%	94%	4	3.76
EPSDT Dental Visits	79%	80%	4	3.20
Academic Supports	82%	96%	3	2.88
Provider ECEM Visits	91%	98%	7	6.86
Provider General Contacts	90%	96%	7	6.72
Placements with Siblings	70%	100%	Not Scored	Not Scored
Placements within Legal County	15%	0%	Not Scored	Not Scored
Well-Being Sub-Total			25	23.42
*Performance calculation descriptions can be found in the FY 2019 RBWO PBP Measurements and Standards Guide.				
Monitoring & Outcomes: Possible Points = 100			Points Earned: 88.96	
Score Before Incentives Credit				88.96%
Incentives Awarded				4.86 pts
PBP Verification				N/A pts
Total Score				93.82%



DHS, DFCS, Office of Provider Management
Performance-Based Placement Measures
RBWO Provider GA+SCORECARD - CPA



Report Quarter: Q1 FY2021

**Provider/Program Name: Lookout Mountain Community Services Board - TREK
 Program/Cartersville (5199) - CPA**

# New Foster Homes During Quarter: 1	# Children in Care During Quarter: 19	# Placements During Quarter: 19	# Children in Care On Last Day: 19	
CPA Incentive Credits	Avg Performance All CPAs (%)	Provider Performance (%)*	Possible Points (Weight)	Provider Points Earned
Early EPSDT Medical Visits		80%	2	1.60
Early EPSDT Dental Visits		63%	2	1.26
Permanency Contacts		None Planned	5	
Additional Academic Supports		0%	2	0.00
HS Grad/GED/Prof or Trade Certificate/College		N/A	10/5/5/1	
EYSS Agreement		Not Eligible	5	
Community Connections		0%	4	0.00
Foster Hm Retention Rate (threshold = 90)		83%	2	0.00
Foster Hm Recruitment (threshold = 100)		100%	2	2.00
Active Agency Accreditation		0%	4	0.00
Staff Clinical Licensure		0%	5	0.00
Incentives Total	5.25			4.86
Maximum total combined incentive credit allowed is 10 points.			Incentives Awarded	4.86

*Performance calculation descriptions can be found in the FY 2019 RBWO PBP Measurements and Standards Guide.

Child Protective Services Investigations and Dispositions	
The following investigations data, which is not used for scoring but is considered significant to a provider's performance, is from Georgia SHINES and is not considered final or complete until the end of the fiscal year.	
Total Reports:	0
Number Screened In:	0
Number Screened Out:	0
Number Substantiated:	0
Number Unsubstantiated:	0
Number Active CPS Investigations:	0

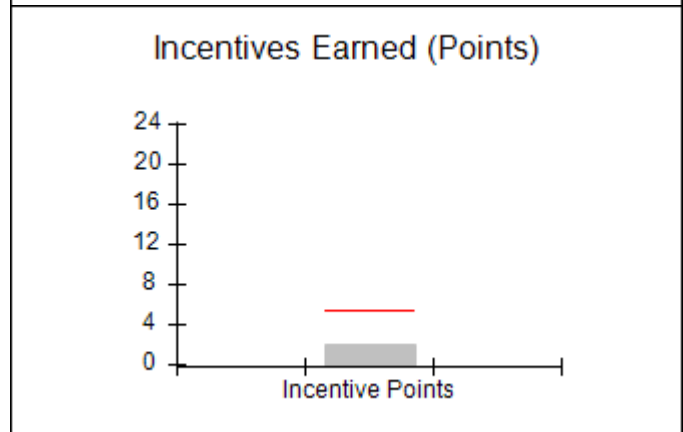
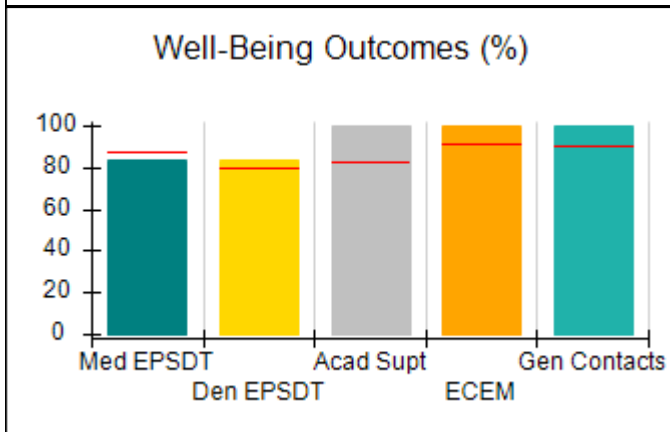
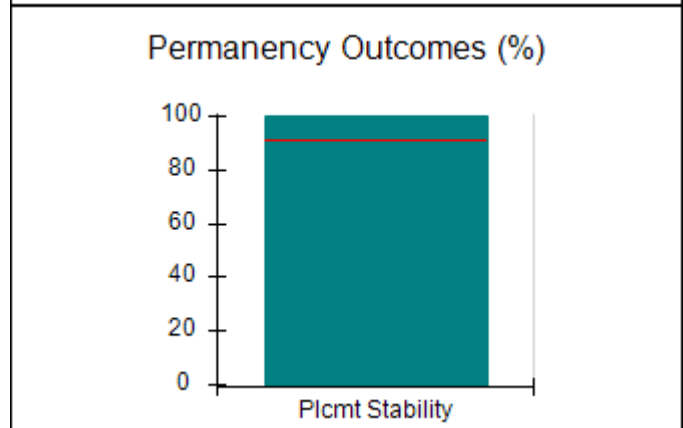
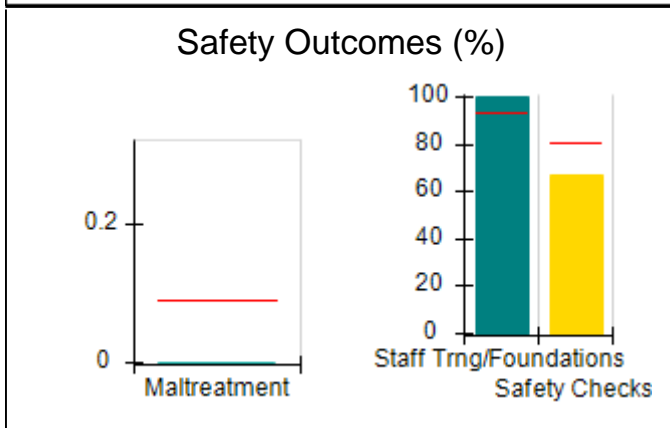
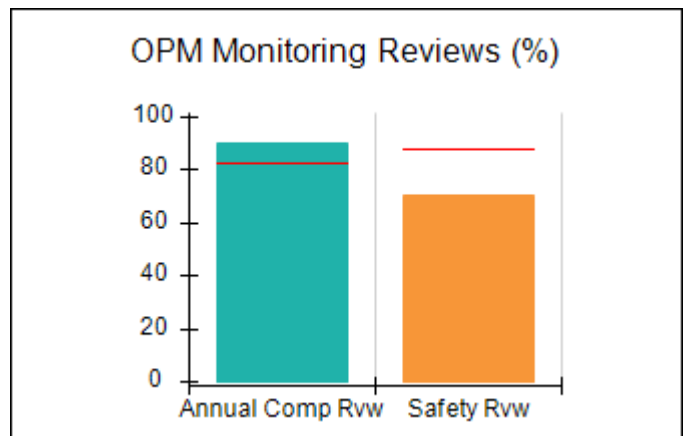
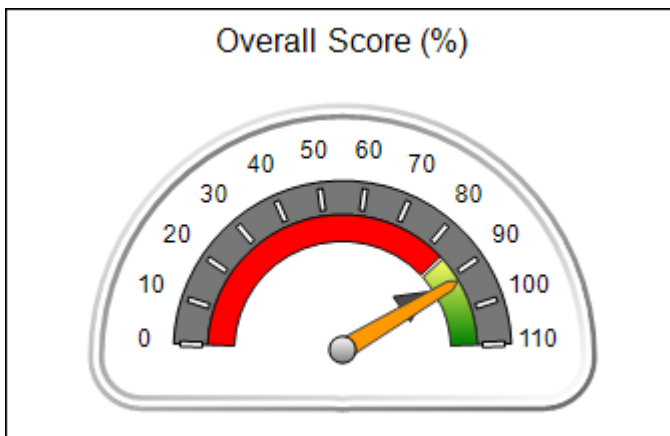


Performance-Based Placement Measures RBWO Provider GA+SCORECARD - CPA

Report Quarter: Q1 FY2021

Provider/Program Name: Lookout Mountain Community Services Board - TREK Program/Forsyth (5146) - CPA			
44 Harris Street, Forsyth, GA 31029	Quarterly Scores (Grades)		Current Quarter Score (Grade)
Phone: 478-993-5357	Q1: 92.05 (A-)	Q2: (N/A)	92.05% (A-)
Vendor ID# 115542	Q3: (N/A)	Q4: (N/A)	
# New Foster Homes During Quarter: 0	# Children in Care During Quarter: 6	# Placements During Quarter: 6	# Children in Care On Last Day: 5
Quarterly Provider Comparisons to All CPAs			

▼ — indicates average for all CPAs





**Performance-Based Placement Measures
RBWO Provider GA+SCORECARD - CPA**

Report Quarter: Q1 FY2021

Provider/Program Name: Lookout Mountain Community Services Board - TREK Program/Forsyth (5146) - CPA				
44 Harris Street, Forsyth, GA 31029		Quarterly Scores (Grades)		Current Quarter Score (Grade)
Phone: 478-993-5357		Q1: 92.05 (A-)	Q2: (N/A)	92.05% (A-)
Vendor ID# 115542		Q3: (N/A)	Q4: (N/A)	
# New Foster Homes During Quarter: 0	# Children in Care During Quarter: 6	# Placements During Quarter: 6	# Children in Care On Last Day: 5	
	Avg Performance All CPAs (%)	Provider Performance (%)*	Possible Points (Weight)	Provider Points Earned
OPM Monitoring Reviews				
Annual Comprehensive Reviews	83%	90%	25	22.56
Safety Reviews	87%	70%	15	10.50
Monitoring Sub-Total			40	33.06
CPA Safety Outcomes				
Incidence of Maltreatment	0.09%	No Substantiated Reports	10	10.00
Staff Training	93%	100%	5	5.00
Staff Safety Checks	81%	67%	5	3.35
Safety Sub-Total			20	18.35
CPA Permanency Outcomes				
Placement Stability	91%	100%	15	15.00
Permanency Sub-Total			15	15.00
CPA Well-Being Outcomes				
EPSDT Medical Visits	87%	83%	4	3.32
EPSDT Dental Visits	79%	83%	4	3.32
Academic Supports	82%	100%	3	3.00
Provider ECEM Visits	91%	100%	7	7.00
Provider General Contacts	90%	100%	7	7.00
Placements with Siblings	70%	0%	Not Scored	Not Scored
Placements within Legal County	15%	0%	Not Scored	Not Scored
Well-Being Sub-Total			25	23.64
*Performance calculation descriptions can be found in the FY 2019 RBWO PBP Measurements and Standards Guide.				
Monitoring & Outcomes: Possible Points = 100			Points Earned: 90.05	
Score Before Incentives Credit			90.05%	
Incentives Awarded			2.00 pts	
PBP Verification			N/A pts	
Total Score			92.05%	



DHS, DFCS, Office of Provider Management
Performance-Based Placement Measures
RBWO Provider GA+SCORECARD - CPA



Report Quarter: Q1 FY2021

Provider/Program Name: Lookout Mountain Community Services Board - TREK Program/Forsyth (5146) - CPA				
# New Foster Homes During Quarter: 0	# Children in Care During Quarter: 6	# Placements During Quarter: 6	# Children in Care On Last Day: 5	
CPA Incentive Credits	Avg Performance All CPAs (%)	Provider Performance (%)*	Possible Points (Weight)	Provider Points Earned
Early EPSDT Medical Visits		50%	2	1.00
Early EPSDT Dental Visits		50%	2	1.00
Permanency Contacts		0%	5	0.00
Additional Academic Supports		0%	2	0.00
HS Grad/GED/Prof or Trade Certificate/College		N/A	10/5/5/1	
EYSS Agreement		Not Eligible	5	
Community Connections		0%	4	0.00
Foster Hm Retention Rate (threshold = 90)		67%	2	0.00
Foster Hm Recruitment (threshold = 100)		0%	2	0.00
Active Agency Accreditation		0%	4	0.00
Staff Clinical Licensure		0%	5	0.00
Incentives Total	5.25			2.00
Maximum total combined incentive credit allowed is 10 points.			Incentives Awarded	2.00
*Performance calculation descriptions can be found in the FY 2019 RBWO PBP Measurements and Standards Guide.				

Child Protective Services Investigations and Dispositions	
The following investigations data, which is not used for scoring but is considered significant to a provider's performance, is from Georgia SHINES and is not considered final or complete until the end of the fiscal year.	
Total Reports:	0
Number Screened In:	0
Number Screened Out:	0
Number Substantiated:	0
Number Unsubstantiated:	0
Number Active CPS Investigations:	0

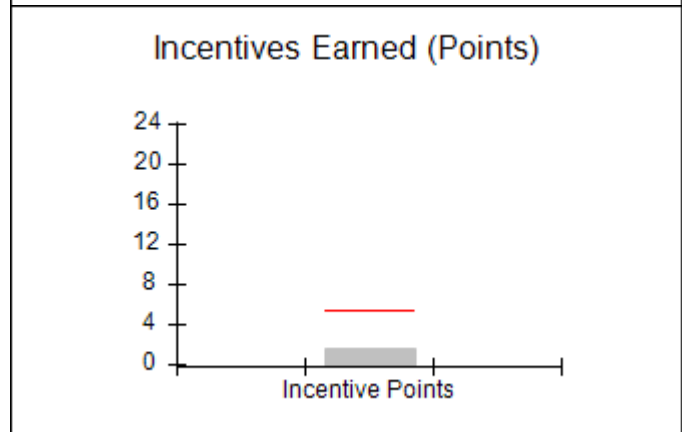
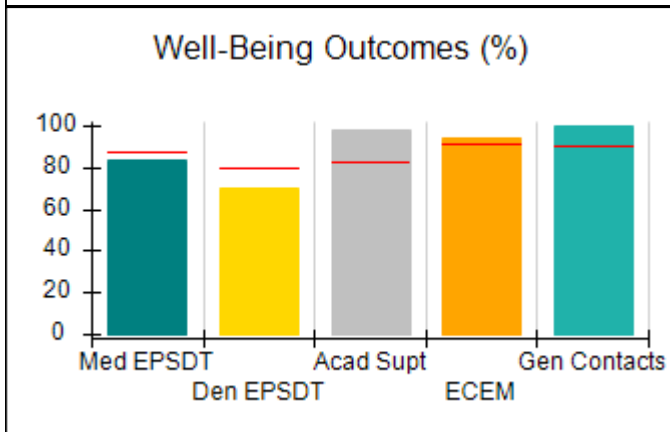
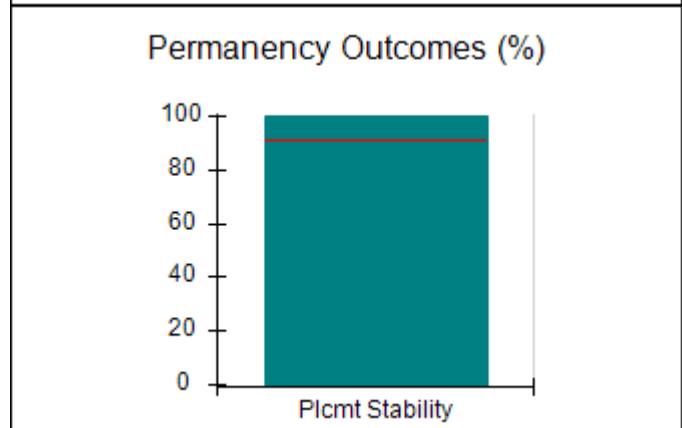
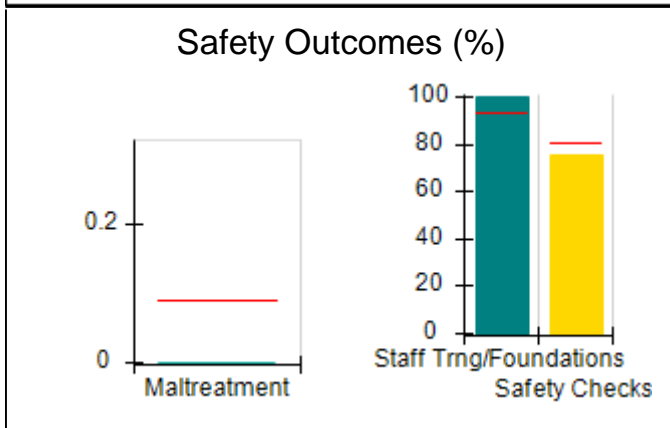
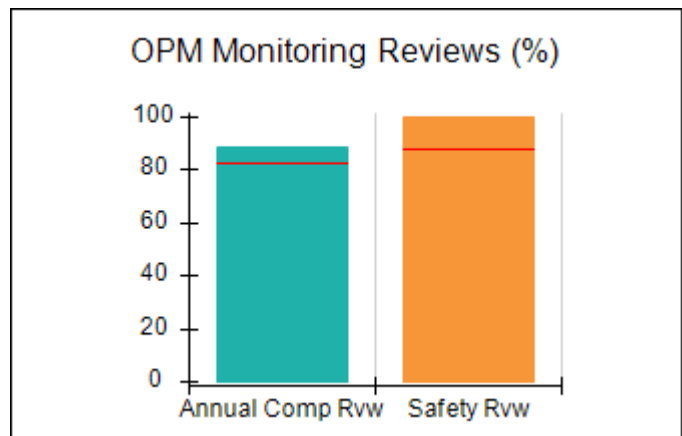
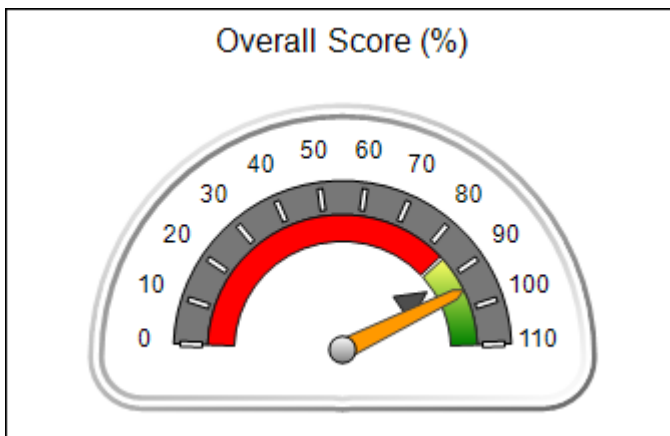


Performance-Based Placement Measures RBWO Provider GA+SCORECARD - CPA

Report Quarter: Q1 FY2021

Provider/Program Name: Lookout Mountain Community Services Board - TREK Program/Ft.Oglethorpe (876) - CPA			
1875 Fant Drive, Fort Oglethorpe, GA 30742	Quarterly Scores (Grades)		Current Quarter Score (Grade)
Phone: 706-806-1211	Q1: 94.99 (A)	Q2: (N/A)	94.99% (A)
Vendor ID# 35448	Q3: (N/A)	Q4: (N/A)	
# New Foster Homes During Quarter: 0	# Children in Care During Quarter: 24	# Placements During Quarter: 24	# Children in Care On Last Day: 24
Quarterly Provider Comparisons to All CPAs			

▼ — indicates average for all CPAs





**Performance-Based Placement Measures
RBWO Provider GA+SCORECARD - CPA**

Report Quarter: Q1 FY2021

Provider/Program Name: Lookout Mountain Community Services Board - TREK Program/Ft.Oglethorpe (876) - CPA				
1875 Fant Drive, Fort Oglethorpe, GA 30742		Quarterly Scores (Grades)		Current Quarter Score (Grade)
Phone: 706-806-1211		Q1: 94.99 (A)	Q2: (N/A)	94.99% (A)
Vendor ID# 35448		Q3: (N/A)	Q4: (N/A)	
# New Foster Homes During Quarter: 0	# Children in Care During Quarter: 24	# Placements During Quarter: 24	# Children in Care On Last Day: 24	
	Avg Performance All CPAs (%)	Provider Performance (%)*	Possible Points (Weight)	Provider Points Earned
OPM Monitoring Reviews				
Annual Comprehensive Reviews	83%	88%	25	22.10
Safety Reviews	87%	100%	15	15.00
Monitoring Sub-Total			40	37.10
CPA Safety Outcomes				
Incidence of Maltreatment	0.09%	No Substantiated Reports	10	10.00
Staff Training	93%	100%	5	5.00
Staff Safety Checks	81%	75%	5	3.75
Safety Sub-Total			20	18.75
CPA Permanency Outcomes				
Placement Stability	91%	100%	15	15.00
Permanency Sub-Total			15	15.00
CPA Well-Being Outcomes				
EPSDT Medical Visits	87%	83%	4	3.32
EPSDT Dental Visits	79%	70%	4	2.80
Academic Supports	82%	98%	3	2.94
Provider ECEM Visits	91%	94%	7	6.58
Provider General Contacts	90%	100%	7	7.00
Placements with Siblings	70%	98%	Not Scored	Not Scored
Placements within Legal County	15%	0%	Not Scored	Not Scored
Well-Being Sub-Total			25	22.64
*Performance calculation descriptions can be found in the FY 2019 RBWO PBP Measurements and Standards Guide.				
Monitoring & Outcomes: Possible Points = 100			Points Earned: 93.49	
			Score Before Incentives Credit	93.49%
			Incentives Awarded	1.50 pts
			PBP Verification	N/A pts
			Total Score	94.99%



DHS, DFCS, Office of Provider Management
Performance-Based Placement Measures
RBWO Provider GA+SCORECARD - CPA



Report Quarter: Q1 FY2021

Provider/Program Name: Lookout Mountain Community Services Board - TREK Program/Ft.Oglethorpe (876) - CPA				
# New Foster Homes During Quarter: 0	# Children in Care During Quarter: 24	# Placements During Quarter: 24	# Children in Care On Last Day: 24	
CPA Incentive Credits	Avg Performance All CPAs (%)	Provider Performance (%)*	Possible Points (Weight)	Provider Points Earned
Early EPSDT Medical Visits		50%	2	1.00
Early EPSDT Dental Visits		25%	2	0.50
Permanency Contacts		None Planned	5	
Additional Academic Supports		0%	2	0.00
HS Grad/GED/Prof or Trade Certificate/College		N/A	10/5/5/1	
EYSS Agreement		Not Eligible	5	
Community Connections		0%	4	0.00
Foster Hm Retention Rate (threshold = 90)		44%	2	0.00
Foster Hm Recruitment (threshold = 100)		0%	2	0.00
Active Agency Accreditation		0%	4	0.00
Staff Clinical Licensure		0%	5	0.00
Incentives Total	5.25			1.50
Maximum total combined incentive credit allowed is 10 points.			Incentives Awarded	1.50
*Performance calculation descriptions can be found in the FY 2019 RBWO PBP Measurements and Standards Guide.				

Child Protective Services Investigations and Dispositions	
The following investigations data, which is not used for scoring but is considered significant to a provider's performance, is from Georgia SHINES and is not considered final or complete until the end of the fiscal year.	
Total Reports:	3
Number Screened In:	2
Number Screened Out:	1
Number Substantiated:	0
Number Unsubstantiated:	0
Number Active CPS Investigations:	2



DHS, DFCS, Office of Provider Management
Performance-Based Placement Measures
RBWO Provider GA+SCORECARD - CPA

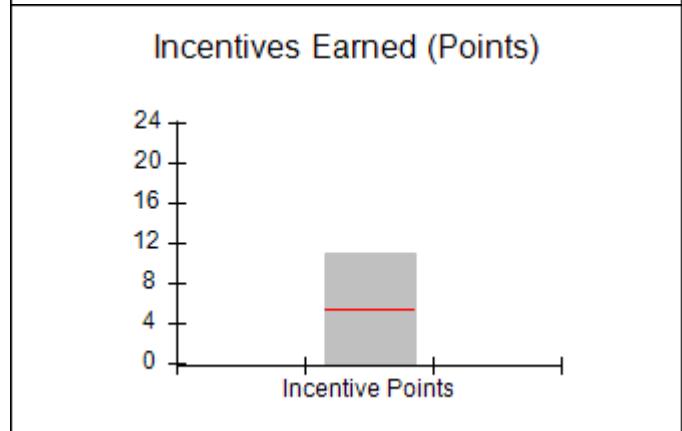
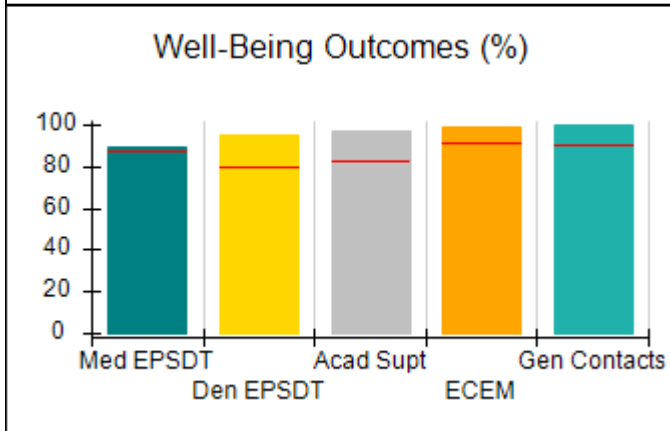
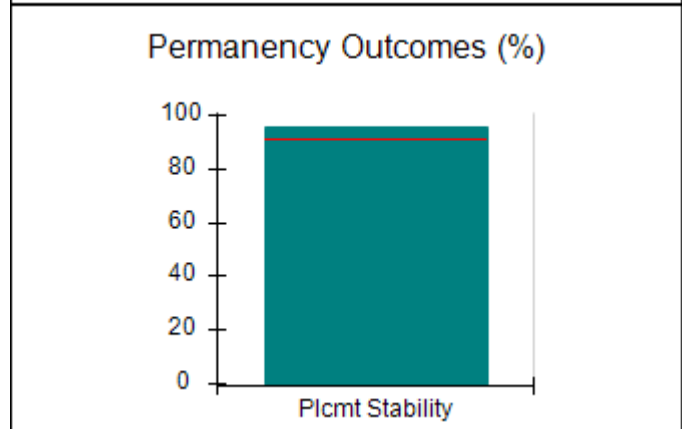
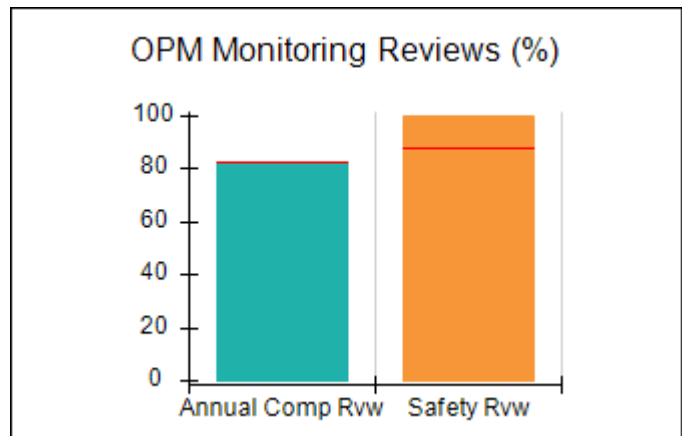
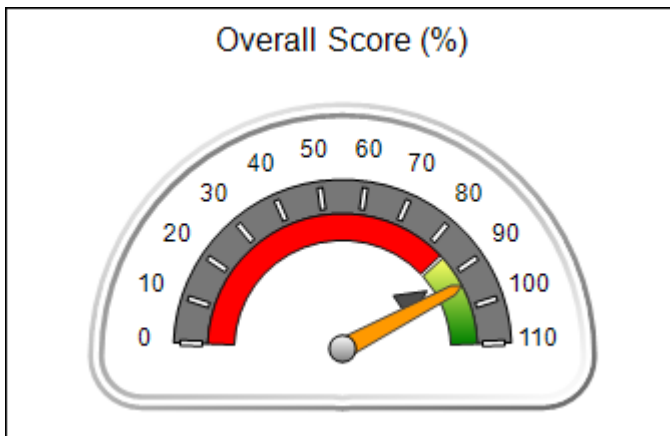


Report Quarter: Q1 FY2021

Provider/Program Name: Mentor Network - Mentor Albany (733) - CPA			
2200 Watergate Court, Albany, GA 31707	Quarterly Scores (Grades)		Current Quarter Score (Grade)
Phone: 229-435-6601	Q1: 93.88 (A-)	Q2: (N/A)	93.88% (A-)
Vendor ID# 35498	Q3: (N/A)	Q4: (N/A)	
# New Foster Homes During Quarter: 6	# Children in Care During Quarter: 153	# Placements During Quarter: 156	# Children in Care On Last Day: 142

Quarterly Provider Comparisons to All CPAs

▼ — indicates average for all CPAs





DHS, DFCS, Office of Provider Management
Performance-Based Placement Measures
RBWO Provider GA+SCORECARD - CPA



Report Quarter: Q1 FY2021

Provider/Program Name: Mentor Network - Mentor Albany (733) - CPA				
2200 Watergate Court, Albany, GA 31707		Quarterly Scores (Grades)		Current Quarter Score (Grade)
Phone: 229-435-6601		Q1: 93.88 (A-)	Q2: (N/A)	93.88% (A-)
Vendor ID# 35498		Q3: (N/A)	Q4: (N/A)	
# New Foster Homes During Quarter: 6	# Children in Care During Quarter: 153	# Placements During Quarter: 156	# Children in Care On Last Day: 142	
	Avg Performance All CPAs (%)	Provider Performance (%)*	Possible Points (Weight)	Provider Points Earned
OPM Monitoring Reviews				
Annual Comprehensive Reviews	83%	82%	25	20.60
Safety Reviews	87%	100%	15	15.00
Monitoring Sub-Total			40	35.60
CPA Safety Outcomes				
Incidence of Maltreatment	0.09%	No Substantiated Reports	10	10.00
Staff Training	93%	95%	5	4.75
Staff Safety Checks	81%	100%	5	5.00
Safety Sub-Total			20	19.75
CPA Permanency Outcomes				
Placement Stability	91%	96%	15	14.40
Permanency Sub-Total			15	14.40
CPA Well-Being Outcomes				
EPSDT Medical Visits	87%	89%	4	3.56
EPSDT Dental Visits	79%	95%	4	3.80
Academic Supports	82%	97%	3	2.91
Provider ECEM Visits	91%	99%	7	6.93
Provider General Contacts	90%	100%	7	7.00
Placements with Siblings	70%	68%	Not Scored	Not Scored
Placements within Legal County	15%	33%	Not Scored	Not Scored
Well-Being Sub-Total			25	24.20
*Performance calculation descriptions can be found in the FY 2019 RBWO PBP Measurements and Standards Guide.				
Monitoring & Outcomes: Possible Points = 100			Points Earned: 93.95	
Score Before Incentives Credit				93.95%
Incentives Awarded				10.00 pts
PBP Verification				-10.07 pts
Total Score				93.88%



DHS, DFCS, Office of Provider Management
Performance-Based Placement Measures
RBWO Provider GA+SCORECARD - CPA



Report Quarter: Q1 FY2021

Provider/Program Name: Mentor Network - Mentor Albany (733) - CPA					
# New Foster Homes During Quarter: 6		# Children in Care During Quarter: 153	# Placements During Quarter: 156	# Children in Care On Last Day: 142	
CPA Incentive Credits	Avg Performance All CPAs (%)	Provider Performance (%)*	Possible Points (Weight)	Provider Points Earned	
Early EPSDT Medical Visits		84%	2	1.68	
Early EPSDT Dental Visits		81%	2	1.62	
Permanency Contacts		0%	5	0.00	
Additional Academic Supports		87%	2	1.74	
HS Grad/GED/Prof or Trade Certificate/College		N/A	10/5/5/1		
EYSS Agreement		Not Eligible	5		
Community Connections		0%	4	0.00	
Foster Hm Retention Rate (threshold = 90)		93%	2	2.00	
Foster Hm Recruitment (threshold = 100)		100%	2	2.00	
Active Agency Accreditation		50%	4	2.00	
Staff Clinical Licensure		0%	5	0.00	
Incentives Total	5.25			11.04	
Maximum total combined incentive credit allowed is 10 points.			Incentives Awarded	10.00	
*Performance calculation descriptions can be found in the FY 2019 RBWO PBP Measurements and Standards Guide.					

Child Protective Services Investigations and Dispositions		
The following investigations data, which is not used for scoring but is considered significant to a provider's performance, is from Georgia SHINES and is not considered final or complete until the end of the fiscal year.		
Total Reports:	4	
Number Screened In:	0	
Number Screened Out:	4	
Number Substantiated:	0	
Number Unsubstantiated:	0	
Number Active CPS Investigations:	0	



DHS, DFCS, Office of Provider Management
Performance-Based Placement Measures
RBWO Provider GA+SCORECARD - CPA

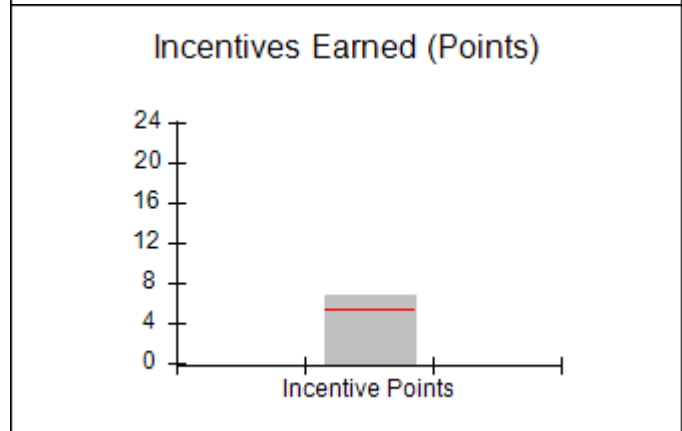
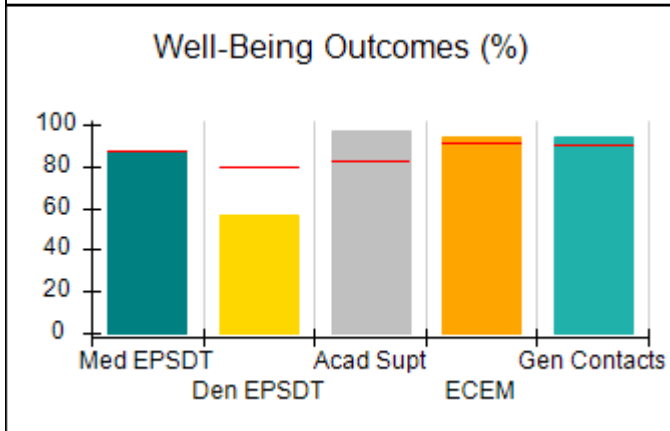
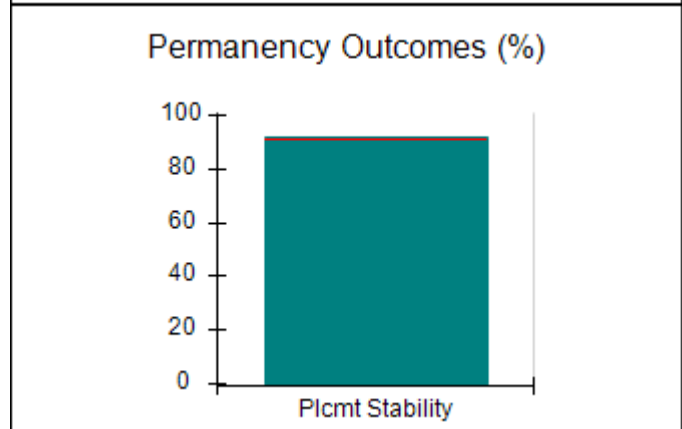
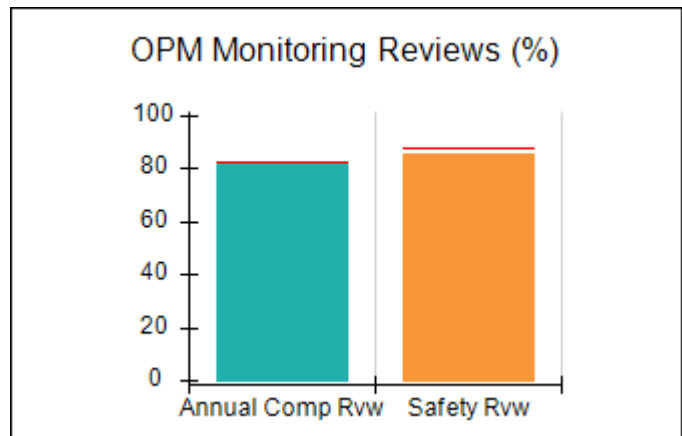
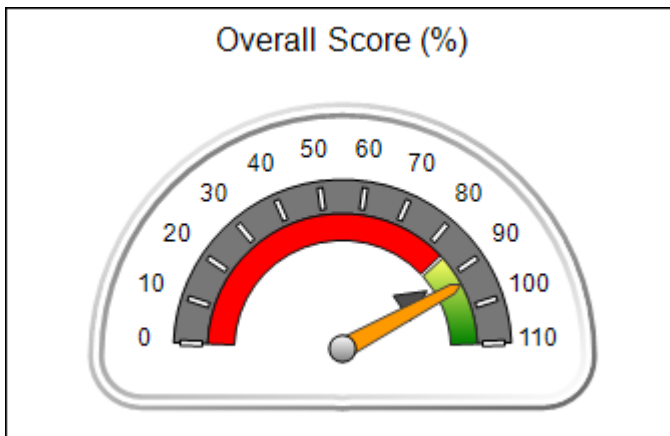


Report Quarter: Q1 FY2021

Provider/Program Name: Mentor Network - Mentor Athens (734) - CPA			
185 Ben Burton Circle, Bogart, GA 30622	Quarterly Scores (Grades)		Current Quarter Score (Grade)
Phone: 706-425-1814	Q1: 93.49 (A-)	Q2: (N/A)	93.49% (A-)
Vendor ID# 35497	Q3: (N/A)	Q4: (N/A)	
# New Foster Homes During Quarter: 2	# Children in Care During Quarter: 26	# Placements During Quarter: 28	# Children in Care On Last Day: 21

Quarterly Provider Comparisons to All CPAs

▼ — indicates average for all CPAs





DHS, DFCS, Office of Provider Management
Performance-Based Placement Measures
RBWO Provider GA+SCORECARD - CPA



Report Quarter: Q1 FY2021

Provider/Program Name: Mentor Network - Mentor Athens (734) - CPA				
185 Ben Burton Circle, Bogart, GA 30622		Quarterly Scores (Grades)		Current Quarter Score (Grade)
Phone: 706-425-1814		Q1: 93.49 (A-)	Q2: (N/A)	93.49% (A-)
Vendor ID# 35497		Q3: (N/A)	Q4: (N/A)	
# New Foster Homes During Quarter: 2	# Children in Care During Quarter: 26	# Placements During Quarter: 28	# Children in Care On Last Day: 21	
	Avg Performance All CPAs (%)	Provider Performance (%)*	Possible Points (Weight)	Provider Points Earned
OPM Monitoring Reviews				
Annual Comprehensive Reviews	83%	82%	25	20.43
Safety Reviews	87%	85%	15	12.75
Monitoring Sub-Total			40	33.18
CPA Safety Outcomes				
Incidence of Maltreatment	0.09%	No Substantiated Reports	10	10.00
Staff Training	93%	80%	5	4.00
Staff Safety Checks	81%	80%	5	4.00
Safety Sub-Total			20	18.00
CPA Permanency Outcomes				
Placement Stability	91%	92%	15	13.80
Permanency Sub-Total			15	13.80
CPA Well-Being Outcomes				
EPSDT Medical Visits	87%	87%	4	3.48
EPSDT Dental Visits	79%	57%	4	2.28
Academic Supports	82%	97%	3	2.91
Provider ECEM Visits	91%	94%	7	6.58
Provider General Contacts	90%	94%	7	6.58
Placements with Siblings	70%	76%	Not Scored	Not Scored
Placements within Legal County	15%	0%	Not Scored	Not Scored
Well-Being Sub-Total			25	21.83
*Performance calculation descriptions can be found in the FY 2019 RBWO PBP Measurements and Standards Guide.				
Monitoring & Outcomes: Possible Points = 100			Points Earned: 86.81	
Score Before Incentives Credit				86.81%
Incentives Awarded				6.68 pts
PBP Verification				0.00 pts
Total Score				93.49%



DHS, DFCS, Office of Provider Management
Performance-Based Placement Measures
RBWO Provider GA+SCORECARD - CPA



Report Quarter: Q1 FY2021

Provider/Program Name: Mentor Network - Mentor Athens (734) - CPA				
# New Foster Homes During Quarter: 2		# Children in Care During Quarter: 26	# Placements During Quarter: 28	# Children in Care On Last Day: 21
CPA Incentive Credits	Avg Performance All CPAs (%)	Provider Performance (%)*	Possible Points (Weight)	Provider Points Earned
Early EPSDT Medical Visits		60%	2	1.20
Early EPSDT Dental Visits		8%	2	0.16
Permanency Contacts		None Planned	5	
Additional Academic Supports		66%	2	1.32
HS Grad/GED/Prof or Trade Certificate/College		N/A	10/5/5/1	
EYSS Agreement		Not Eligible	5	
Community Connections		0%	4	0.00
Foster Hm Retention Rate (threshold = 90)		75%	2	0.00
Foster Hm Recruitment (threshold = 100)		200%	2	2.00
Active Agency Accreditation		50%	4	2.00
Staff Clinical Licensure		0%	5	0.00
Incentives Total	5.25			6.68
Maximum total combined incentive credit allowed is 10 points.			Incentives Awarded	6.68
*Performance calculation descriptions can be found in the FY 2019 RBWO PBP Measurements and Standards Guide.				

Child Protective Services Investigations and Dispositions		
The following investigations data, which is not used for scoring but is considered significant to a provider's performance, is from Georgia SHINES and is not considered final or complete until the end of the fiscal year.		
Total Reports:	1	
Number Screened In:	1	
Number Screened Out:	0	
Number Substantiated:	0	
Number Unsubstantiated:	0	
Number Active CPS Investigations:	1	



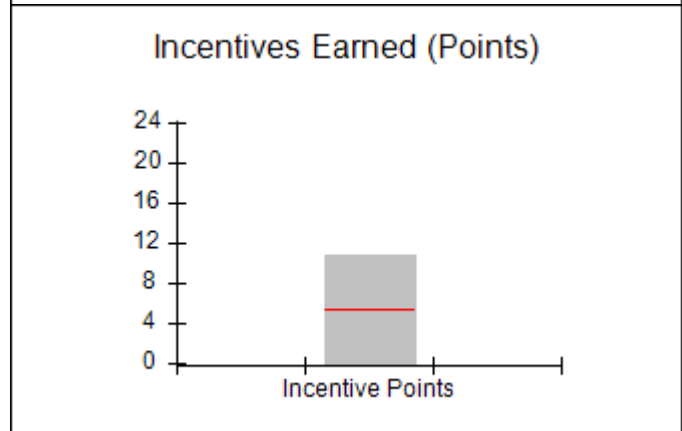
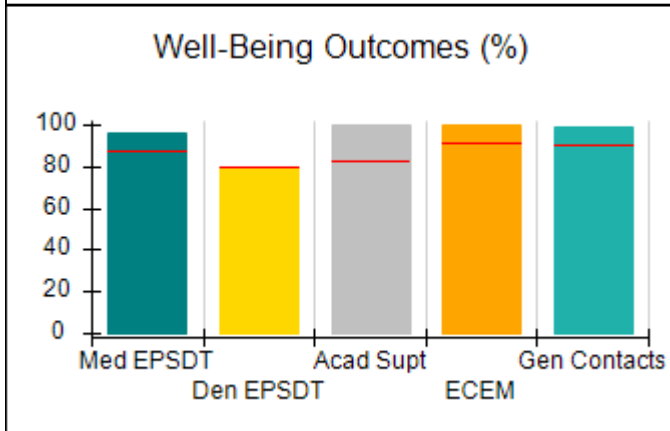
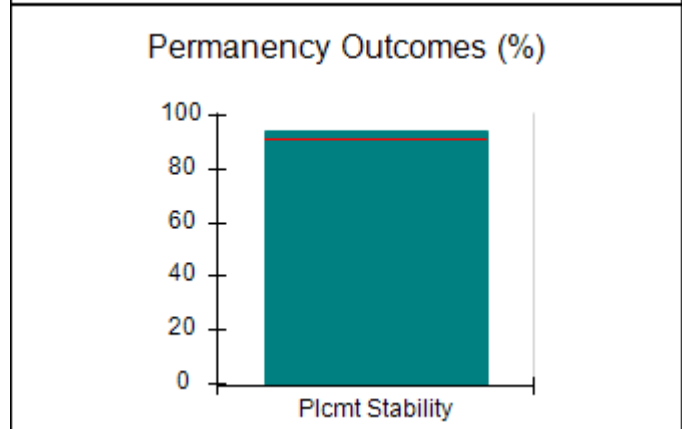
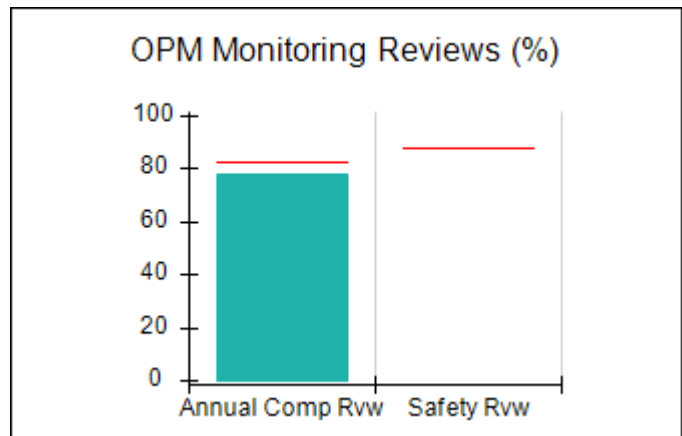
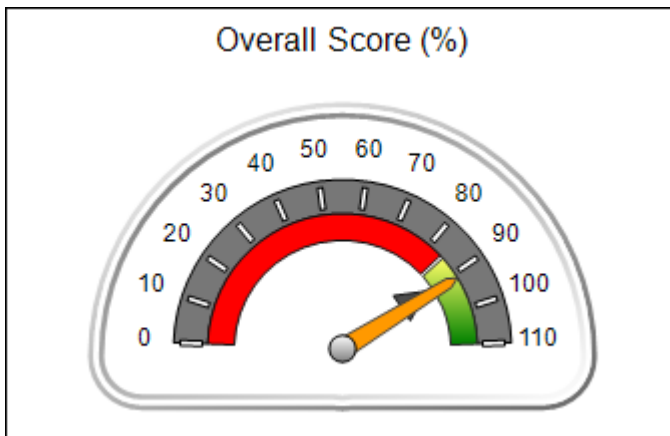
Performance-Based Placement Measures RBWO Provider GA+SCORECARD - CPA

Report Quarter: Q1 FY2021

Provider/Program Name: Mentor Network - Mentor Atlanta (736) - CPA			
2302 Parklake Drive, Atlanta, GA 30345	Quarterly Scores (Grades)		Current Quarter Score (Grade)
Phone: 470-362-7212	Q1: 91.50 (A-)	Q2: (N/A)	91.50% (A-)
Vendor ID# 35493	Q3: (N/A)	Q4: (N/A)	
# New Foster Homes During Quarter: 5	# Children in Care During Quarter: 63	# Placements During Quarter: 68	# Children in Care On Last Day: 54

Quarterly Provider Comparisons to All CPAs

▼ — indicates average for all CPAs





DHS, DFCS, Office of Provider Management
Performance-Based Placement Measures
RBWO Provider GA+SCORECARD - CPA



Report Quarter: Q1 FY2021

Provider/Program Name: Mentor Network - Mentor Atlanta (736) - CPA				
2302 Parklake Drive, Atlanta, GA 30345	Quarterly Scores (Grades)		Current Quarter Score (Grade)	
Phone: 470-362-7212	Q1: 91.50 (A-)	Q2: (N/A)	91.50% (A-)	
Vendor ID# 35493	Q3: (N/A)	Q4: (N/A)		
# New Foster Homes During Quarter: 5	# Children in Care During Quarter: 63	# Placements During Quarter: 68	# Children in Care On Last Day: 54	
	Avg Performance All CPAs (%)	Provider Performance (%)*	Possible Points (Weight)	Provider Points Earned
OPM Monitoring Reviews				
Annual Comprehensive Reviews	83%	78%	25	19.43
Safety Reviews	87%	Not Yet Conducted		
Monitoring Sub-Total			25	19.43
CPA Safety Outcomes				
Incidence of Maltreatment	0.09%	No Substantiated Reports	10	10.00
Staff Training	93%	100%	5	5.00
Staff Safety Checks	81%	86%	5	4.30
Safety Sub-Total			20	19.30
CPA Permanency Outcomes				
Placement Stability	91%	94%	15	14.10
Permanency Sub-Total			15	14.10
CPA Well-Being Outcomes				
EPSDT Medical Visits	87%	96%	4	3.84
EPSDT Dental Visits	79%	80%	4	3.20
Academic Supports	82%	100%	3	3.00
Provider ECEM Visits	91%	100%	7	7.00
Provider General Contacts	90%	99%	7	6.93
Placements with Siblings	70%	52%	Not Scored	Not Scored
Placements within Legal County	15%	20%	Not Scored	Not Scored
Well-Being Sub-Total			25	23.97
*Performance calculation descriptions can be found in the FY 2019 RBWO PBP Measurements and Standards Guide.				
Monitoring & Outcomes: Possible Points = 85			Points Earned: 76.80	
Score Before Incentives Credit			90.36%	
Incentives Awarded			10.00 pts	
PBP Verification			-8.86 pts	
Total Score			91.50%	



DHS, DFCS, Office of Provider Management
Performance-Based Placement Measures
RBWO Provider GA+SCORECARD - CPA



Report Quarter: Q1 FY2021

Provider/Program Name: Mentor Network - Mentor Atlanta (736) - CPA					
# New Foster Homes During Quarter: 5		# Children in Care During Quarter: 63	# Placements During Quarter: 68	# Children in Care On Last Day: 54	
CPA Incentive Credits	Avg Performance All CPAs (%)	Provider Performance (%)*	Possible Points (Weight)	Provider Points Earned	
Early EPSDT Medical Visits		89%	2	1.78	
Early EPSDT Dental Visits		50%	2	1.00	
Permanency Contacts		None Planned	5		
Additional Academic Supports		100%	2	2.00	
HS Grad/GED/Prof or Trade Certificate/College		N/A	10/5/5/1		
EYSS Agreement		0%	5	0.00	
Community Connections		0%	4	0.00	
Foster Hm Retention Rate (threshold = 90)		90%	2	2.00	
Foster Hm Recruitment (threshold = 100)		125%	2	2.00	
Active Agency Accreditation		50%	4	2.00	
Staff Clinical Licensure		0%	5	0.00	
Incentives Total	5.25			10.78	
Maximum total combined incentive credit allowed is 10 points.			Incentives Awarded	10.00	
*Performance calculation descriptions can be found in the FY 2019 RBWO PBP Measurements and Standards Guide.					

Child Protective Services Investigations and Dispositions		
The following investigations data, which is not used for scoring but is considered significant to a provider's performance, is from Georgia SHINES and is not considered final or complete until the end of the fiscal year.		
Total Reports:	0	
Number Screened In:	0	
Number Screened Out:	0	
Number Substantiated:	0	
Number Unsubstantiated:	0	
Number Active CPS Investigations:	0	



DHS, DFCS, Office of Provider Management
Performance-Based Placement Measures
RBWO Provider GA+SCORECARD - CPA

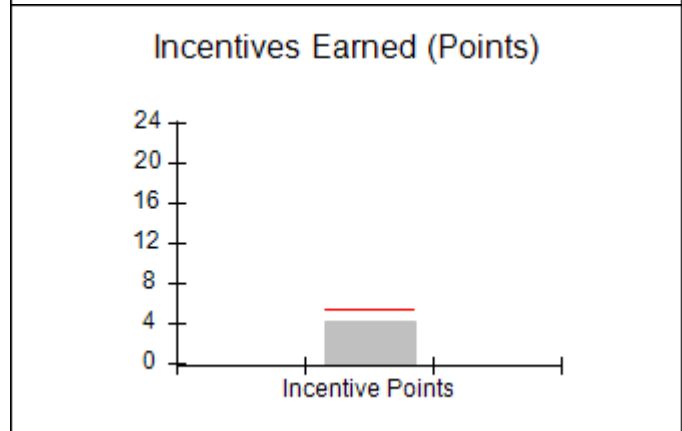
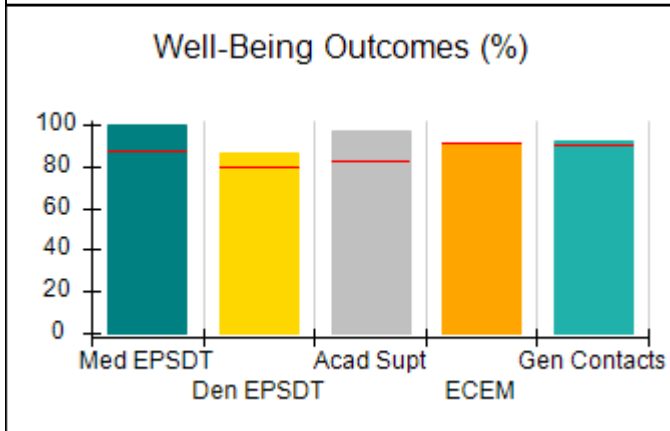
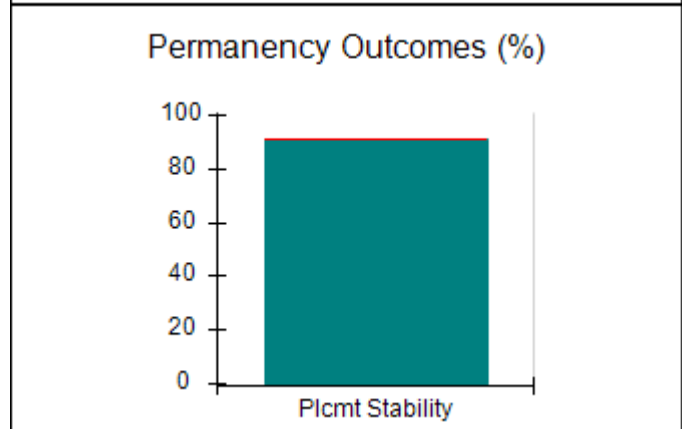
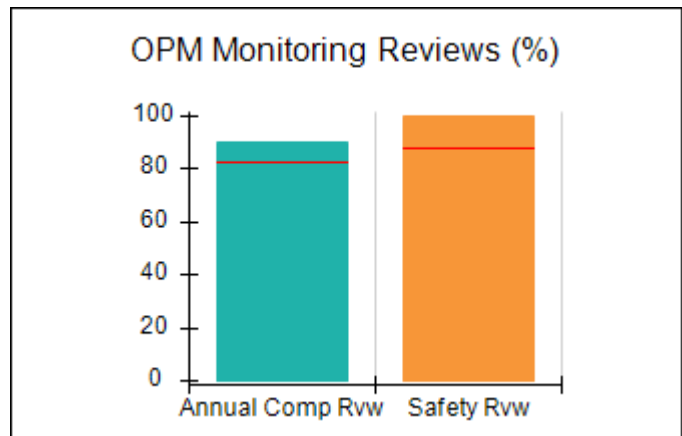
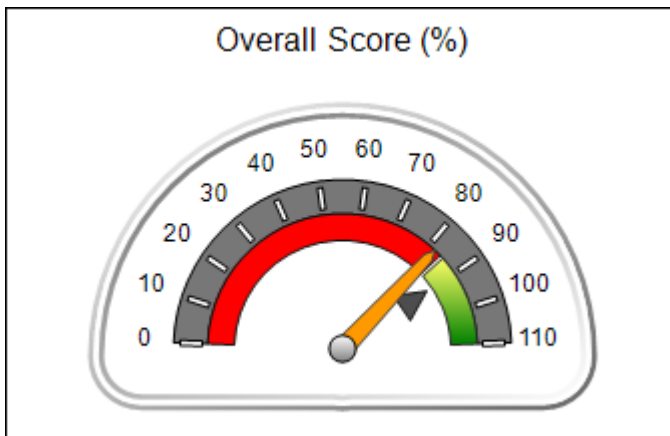


Report Quarter: Q1 FY2021

Provider/Program Name: Mentor Network - Mentor Augusta (737) - CPA			
4210 Columbia Rd., Martinez, GA 30907	Quarterly Scores (Grades)		Current Quarter Score (Grade)
Phone: 706-868-5268	Q1: 82.06 (B-)	Q2: (N/A)	82.06% (B-)
Vendor ID# 35495	Q3: (N/A)	Q4: (N/A)	
# New Foster Homes During Quarter: 0	# Children in Care During Quarter: 55	# Placements During Quarter: 55	# Children in Care On Last Day: 47

Quarterly Provider Comparisons to All CPAs

▼ — indicates average for all CPAs





DHS, DFCS, Office of Provider Management
Performance-Based Placement Measures
RBWO Provider GA+SCORECARD - CPA



Report Quarter: Q1 FY2021

Provider/Program Name: Mentor Network - Mentor Augusta (737) - CPA				
4210 Columbia Rd., Martinez, GA 30907		Quarterly Scores (Grades)		Current Quarter Score (Grade)
Phone: 706-868-5268		Q1: 82.06 (B-)	Q2: (N/A)	82.06% (B-)
Vendor ID# 35495		Q3: (N/A)	Q4: (N/A)	
# New Foster Homes During Quarter: 0	# Children in Care During Quarter: 55	# Placements During Quarter: 55	# Children in Care On Last Day: 47	
	Avg Performance All CPAs (%)	Provider Performance (%)*	Possible Points (Weight)	Provider Points Earned
OPM Monitoring Reviews				
Annual Comprehensive Reviews	83%	90%	25	22.44
Safety Reviews	87%	100%	15	15.00
Monitoring Sub-Total			40	37.44
CPA Safety Outcomes				
Incidence of Maltreatment	0.09%	No Substantiated Reports	10	10.00
Staff Training	93%	100%	5	5.00
Staff Safety Checks	81%	89%	5	4.45
Safety Sub-Total			20	19.45
CPA Permanency Outcomes				
Placement Stability	91%	91%	15	13.65
Permanency Sub-Total			15	13.65
CPA Well-Being Outcomes				
EPSDT Medical Visits	87%	100%	4	4.00
EPSDT Dental Visits	79%	86%	4	3.44
Academic Supports	82%	97%	3	2.91
Provider ECEM Visits	91%	91%	7	6.37
Provider General Contacts	90%	92%	7	6.44
Placements with Siblings	70%	58%	Not Scored	Not Scored
Placements within Legal County	15%	29%	Not Scored	Not Scored
Well-Being Sub-Total			25	23.16
*Performance calculation descriptions can be found in the FY 2019 RBWO PBP Measurements and Standards Guide.				
Monitoring & Outcomes: Possible Points = 100			Points Earned: 93.70	
Score Before Incentives Credit				93.70%
Incentives Awarded				4.16 pts
PBP Verification				-15.80 pts
Total Score				82.06%



DHS, DFCS, Office of Provider Management
Performance-Based Placement Measures
RBWO Provider GA+SCORECARD - CPA



Report Quarter: Q1 FY2021

Provider/Program Name: Mentor Network - Mentor Augusta (737) - CPA				
# New Foster Homes During Quarter: 0	# Children in Care During Quarter: 55	# Placements During Quarter: 55	# Children in Care On Last Day: 47	
CPA Incentive Credits	Avg Performance All CPAs (%)	Provider Performance (%)*	Possible Points (Weight)	Provider Points Earned
Early EPSDT Medical Visits		75%	2	1.50
Early EPSDT Dental Visits		33%	2	0.66
Permanency Contacts		None Planned	5	
Additional Academic Supports		0%	2	0.00
HS Grad/GED/Prof or Trade Certificate/College		N/A	10/5/5/1	
EYSS Agreement		0%	5	0.00
Community Connections		0%	4	0.00
Foster Hm Retention Rate (threshold = 90)		89%	2	0.00
Foster Hm Recruitment (threshold = 100)		0%	2	0.00
Active Agency Accreditation		50%	4	2.00
Staff Clinical Licensure		0%	5	0.00
Incentives Total	5.25			4.16
Maximum total combined incentive credit allowed is 10 points.			Incentives Awarded	4.16
*Performance calculation descriptions can be found in the FY 2019 RBWO PBP Measurements and Standards Guide.				

Child Protective Services Investigations and Dispositions	
The following investigations data, which is not used for scoring but is considered significant to a provider's performance, is from Georgia SHINES and is not considered final or complete until the end of the fiscal year.	
Total Reports:	0
Number Screened In:	0
Number Screened Out:	0
Number Substantiated:	0
Number Unsubstantiated:	0
Number Active CPS Investigations:	0



DHS, DFCS, Office of Provider Management
Performance-Based Placement Measures
RBWO Provider GA+SCORECARD - CPA

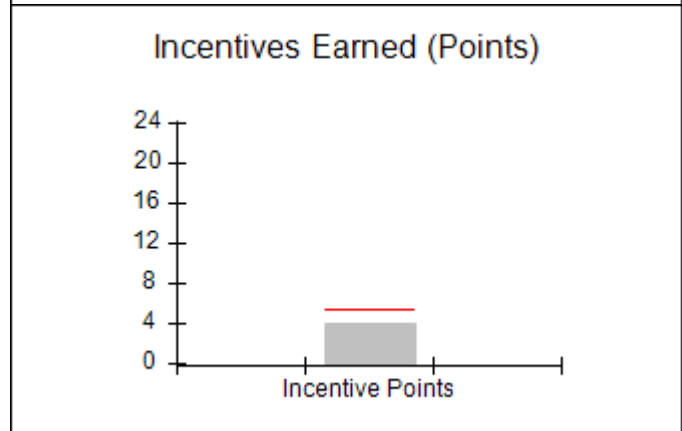
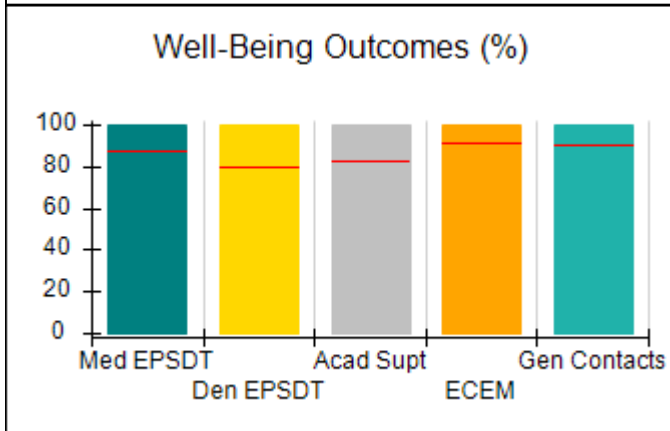
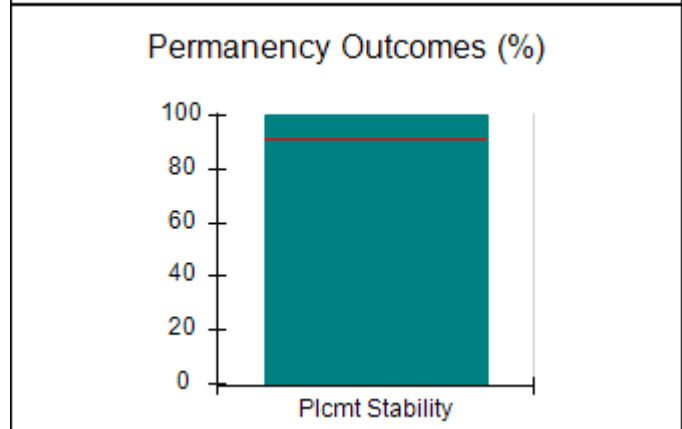
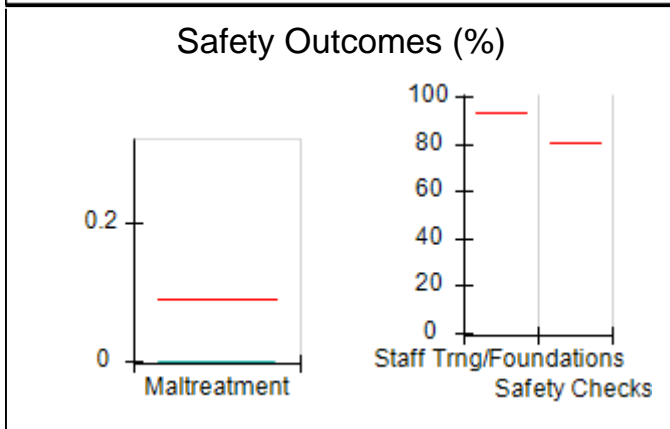
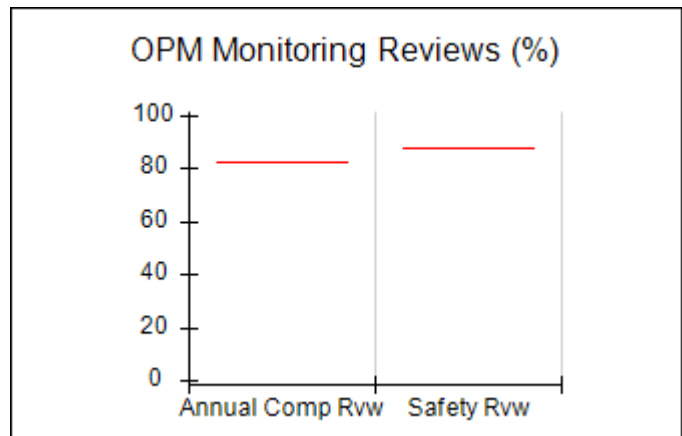
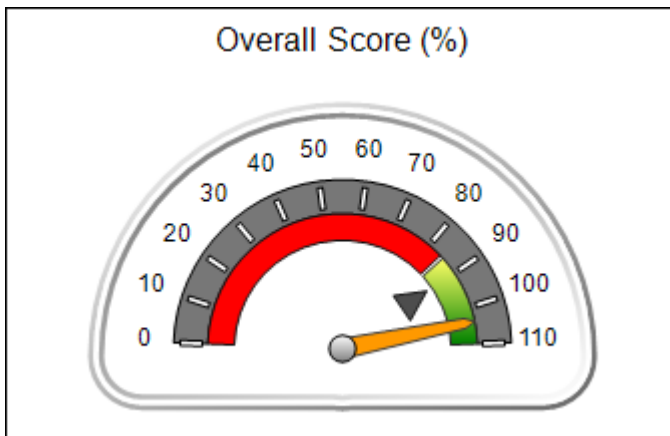


Report Quarter: Q1 FY2021

Provider/Program Name: Mentor Network - Mentor Columbus (5445) - CPA			
233 12 Street, Columbus, GA 31901	Quarterly Scores (Grades)		Current Quarter Score (Grade)
Phone: 334-437-7006	Q1: 104.00 (A+)	Q2: (N/A)	104.00% (A+)
Vendor ID# 169217	Q3: (N/A)	Q4: (N/A)	
# New Foster Homes During Quarter: 1	# Children in Care During Quarter: 5	# Placements During Quarter: 5	# Children in Care On Last Day: 5

Quarterly Provider Comparisons to All CPAs

▼ — indicates average for all CPAs





DHS, DFCS, Office of Provider Management
Performance-Based Placement Measures
RBWO Provider GA+SCORECARD - CPA



Report Quarter: Q1 FY2021

Provider/Program Name: Mentor Network - Mentor Columbus (5445) - CPA				
233 12 Street, Columbus, GA 31901		Quarterly Scores (Grades)		Current Quarter Score (Grade)
Phone: 334-437-7006		Q1: 104.00 (A+)	Q2: (N/A)	104.00% (A+)
Vendor ID# 169217		Q3: (N/A)	Q4: (N/A)	
# New Foster Homes During Quarter: 1		# Children in Care During Quarter: 5	# Placements During Quarter: 5	# Children in Care On Last Day: 5
	Avg Performance All CPAs (%)	Provider Performance (%)*	Possible Points (Weight)	Provider Points Earned
OPM Monitoring Reviews				
Annual Comprehensive Reviews	83%	Not Yet Conducted		
Safety Reviews	87%	Not Yet Conducted		
Monitoring Sub-Total				0.00
CPA Safety Outcomes				
Incidence of Maltreatment	0.09%	No Substantiated Reports	20	20.00
Staff Training	93%	Not Eligible		
Staff Safety Checks	81%	Not Eligible		
Safety Sub-Total			20	20.00
CPA Permanency Outcomes				
Placement Stability	91%	100%	15	15.00
Permanency Sub-Total			15	15.00
CPA Well-Being Outcomes				
EPSDT Medical Visits	87%	100%	4	4.00
EPSDT Dental Visits	79%	100%	4	4.00
Academic Supports	82%	100%	3	3.00
Provider ECEM Visits	91%	100%	7	7.00
Provider General Contacts	90%	100%	7	7.00
Placements with Siblings	70%	100%	Not Scored	Not Scored
Placements within Legal County	15%	0%	Not Scored	Not Scored
Well-Being Sub-Total			25	25.00
*Performance calculation descriptions can be found in the FY 2019 RBWO PBP Measurements and Standards Guide.				
Monitoring & Outcomes: Possible Points = 60			Points Earned: 60.00	
Score Before Incentives Credit				100.00%
Incentives Awarded				4.00 pts
PBP Verification				N/A pts
Total Score				104.00%



DHS, DFCS, Office of Provider Management
Performance-Based Placement Measures
RBWO Provider GA+SCORECARD - CPA



Report Quarter: Q1 FY2021

Provider/Program Name: Mentor Network - Mentor Columbus (5445) - CPA				
# New Foster Homes During Quarter: 1	# Children in Care During Quarter: 5	# Placements During Quarter: 5	# Children in Care On Last Day: 5	
CPA Incentive Credits	Avg Performance All CPAs (%)	Provider Performance (%)*	Possible Points (Weight)	Provider Points Earned
Early EPSDT Medical Visits		Not Eligible	2	
Early EPSDT Dental Visits		100%	2	2.00
Permanency Contacts		None Planned	5	
Additional Academic Supports		0%	2	0.00
HS Grad/GED/Prof or Trade Certificate/College		N/A	10/5/5/1	
EYSS Agreement		Not Eligible	5	
Community Connections		Not Eligible	4	
Foster Hm Retention Rate (threshold = 90)		Not Eligible	2	0.00
Foster Hm Recruitment (threshold = 100)		100%	2	2.00
Active Agency Accreditation		0%	4	0.00
Staff Clinical Licensure		0%	5	0.00
Incentives Total	5.25			4.00
Maximum total combined incentive credit allowed is 10 points.			Incentives Awarded	4.00
*Performance calculation descriptions can be found in the FY 2019 RBWO PBP Measurements and Standards Guide.				

Child Protective Services Investigations and Dispositions		
The following investigations data, which is not used for scoring but is considered significant to a provider's performance, is from Georgia SHINES and is not considered final or complete until the end of the fiscal year.		
Total Reports:	0	
Number Screened In:	0	
Number Screened Out:	0	
Number Substantiated:	0	
Number Unsubstantiated:	0	
Number Active CPS Investigations:	0	



DHS, DFCS, Office of Provider Management
Performance-Based Placement Measures
RBWO Provider GA+SCORECARD - CPA

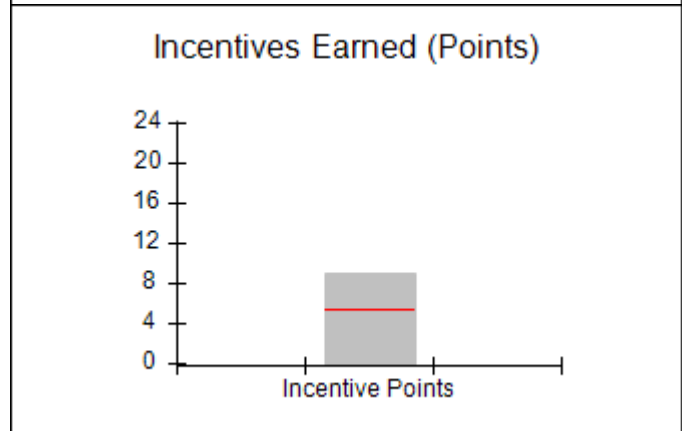
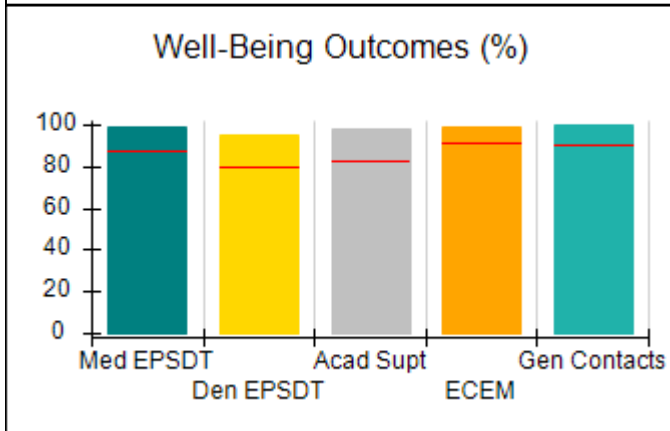
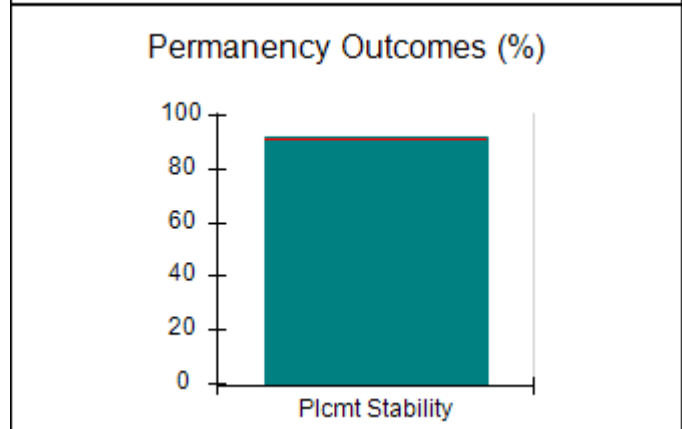
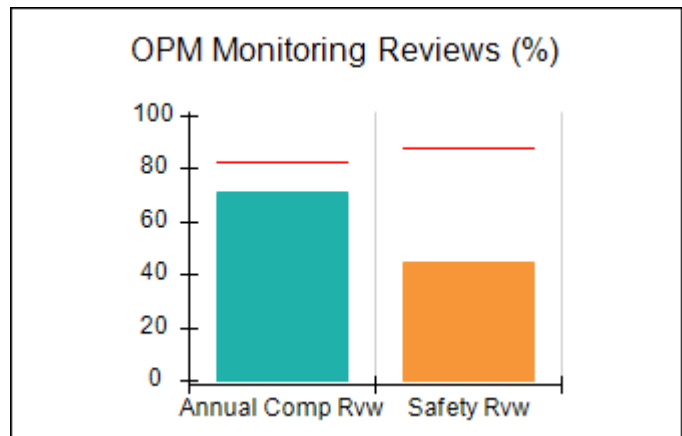
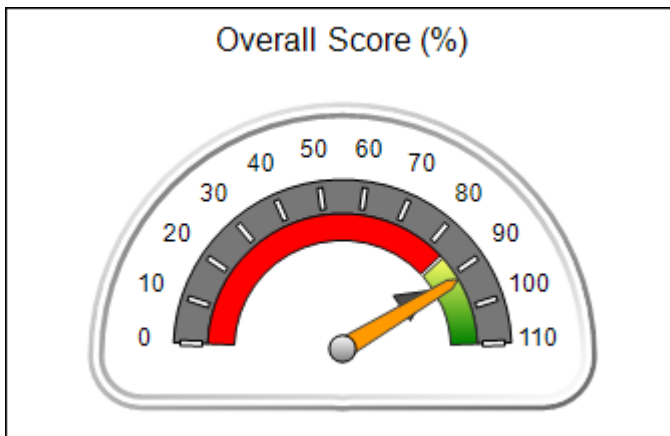


Report Quarter: Q1 FY2021

Provider/Program Name: Mentor Network - Mentor Macon (740) - CPA			
120-B Osgian Blvd., Warner Robins, GA 31088	Quarterly Scores (Grades)		Current Quarter Score (Grade)
Phone: 478-333-2971	Q1: 91.95 (A-)	Q2: (N/A)	91.95% (A-)
Vendor ID# 35496	Q3: (N/A)	Q4: (N/A)	
# New Foster Homes During Quarter: 3	# Children in Care During Quarter: 95	# Placements During Quarter: 96	# Children in Care On Last Day: 78

Quarterly Provider Comparisons to All CPAs

▼ — indicates average for all CPAs





DHS, DFCS, Office of Provider Management
Performance-Based Placement Measures
RBWO Provider GA+SCORECARD - CPA



Report Quarter: Q1 FY2021

Provider/Program Name: Mentor Network - Mentor Macon (740) - CPA				
120-B Osigian Blvd., Warner Robins, GA 31088		Quarterly Scores (Grades)		Current Quarter Score (Grade)
Phone: 478-333-2971		Q1: 91.95 (A-)	Q2: (N/A)	91.95% (A-)
Vendor ID# 35496		Q3: (N/A)	Q4: (N/A)	
# New Foster Homes During Quarter: 3	# Children in Care During Quarter: 95	# Placements During Quarter: 96	# Children in Care On Last Day: 78	
	Avg Performance All CPAs (%)	Provider Performance (%)*	Possible Points (Weight)	Provider Points Earned
OPM Monitoring Reviews				
Annual Comprehensive Reviews	83%	71%	25	17.81
Safety Reviews	87%	45%	15	6.75
Monitoring Sub-Total			40	24.56
CPA Safety Outcomes				
Incidence of Maltreatment	0.09%	No Substantiated Reports	10	10.00
Staff Training	93%	100%	5	5.00
Staff Safety Checks	81%	100%	5	5.00
Safety Sub-Total			20	20.00
CPA Permanency Outcomes				
Placement Stability	91%	92%	15	13.80
Permanency Sub-Total			15	13.80
CPA Well-Being Outcomes				
EPSDT Medical Visits	87%	99%	4	3.96
EPSDT Dental Visits	79%	95%	4	3.80
Academic Supports	82%	98%	3	2.94
Provider ECEM Visits	91%	99%	7	6.93
Provider General Contacts	90%	100%	7	7.00
Placements with Siblings	70%	80%	Not Scored	Not Scored
Placements within Legal County	15%	10%	Not Scored	Not Scored
Well-Being Sub-Total			25	24.63
*Performance calculation descriptions can be found in the FY 2019 RBWO PBP Measurements and Standards Guide.				
Monitoring & Outcomes: Possible Points = 100			Points Earned: 82.99	
Score Before Incentives Credit				82.99%
Incentives Awarded				8.96 pts
PBP Verification				N/A pts
Total Score				91.95%



DHS, DFCS, Office of Provider Management
Performance-Based Placement Measures
RBWO Provider GA+SCORECARD - CPA



Report Quarter: Q1 FY2021

Provider/Program Name: Mentor Network - Mentor Macon (740) - CPA				
# New Foster Homes During Quarter: 3	# Children in Care During Quarter: 95	# Placements During Quarter: 96	# Children in Care On Last Day: 78	
CPA Incentive Credits	Avg Performance All CPAs (%)	Provider Performance (%)*	Possible Points (Weight)	Provider Points Earned
Early EPSDT Medical Visits		83%	2	1.66
Early EPSDT Dental Visits		68%	2	1.36
Permanency Contacts		0%	5	0.00
Additional Academic Supports		97%	2	1.94
HS Grad/GED/Prof or Trade Certificate/College		N/A	10/5/5/1	
EYSS Agreement		Not Eligible	5	
Community Connections		0%	4	0.00
Foster Hm Retention Rate (threshold = 90)		81%	2	0.00
Foster Hm Recruitment (threshold = 100)		50%	2	0.00
Active Agency Accreditation		100%	4	4.00
Staff Clinical Licensure		0%	5	0.00
Incentives Total	5.25			8.96
Maximum total combined incentive credit allowed is 10 points.			Incentives Awarded	8.96
*Performance calculation descriptions can be found in the FY 2019 RBWO PBP Measurements and Standards Guide.				

Child Protective Services Investigations and Dispositions	
The following investigations data, which is not used for scoring but is considered significant to a provider's performance, is from Georgia SHINES and is not considered final or complete until the end of the fiscal year.	
Total Reports:	4
Number Screened In:	0
Number Screened Out:	4
Number Substantiated:	0
Number Unsubstantiated:	0
Number Active CPS Investigations:	0



DHS, DFCS, Office of Provider Management
Performance-Based Placement Measures
RBWO Provider GA+SCORECARD - CPA

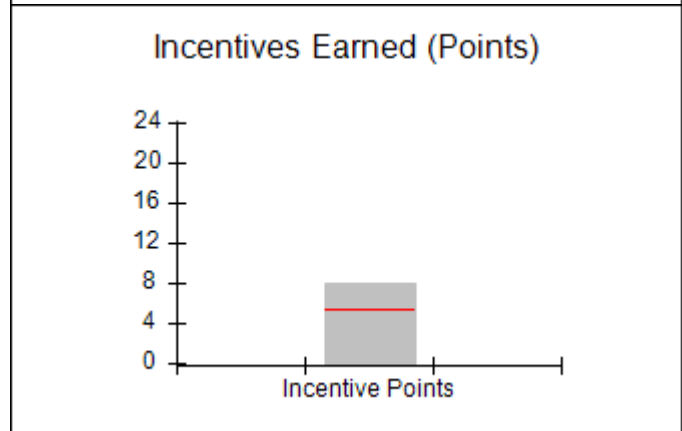
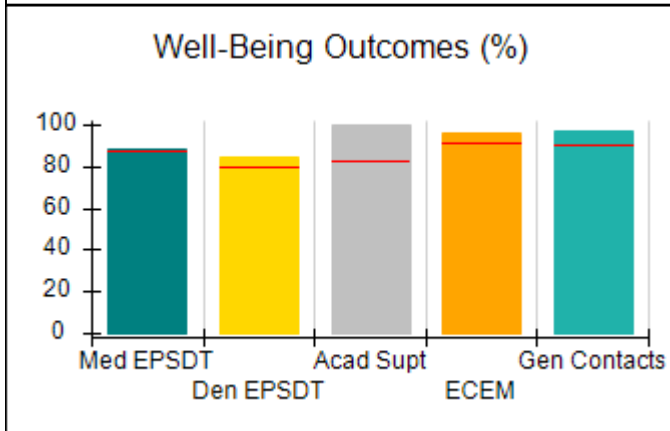
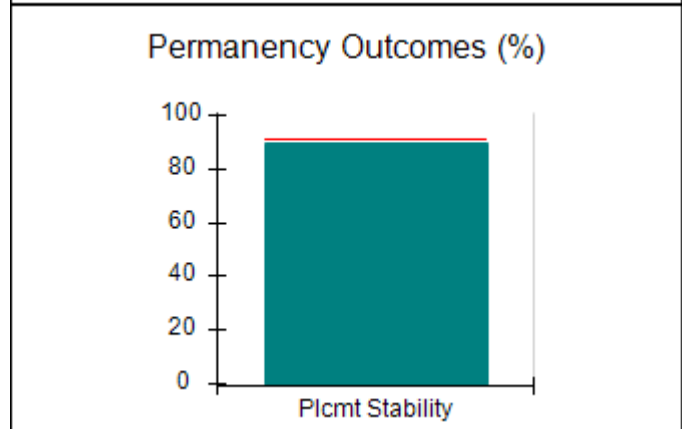
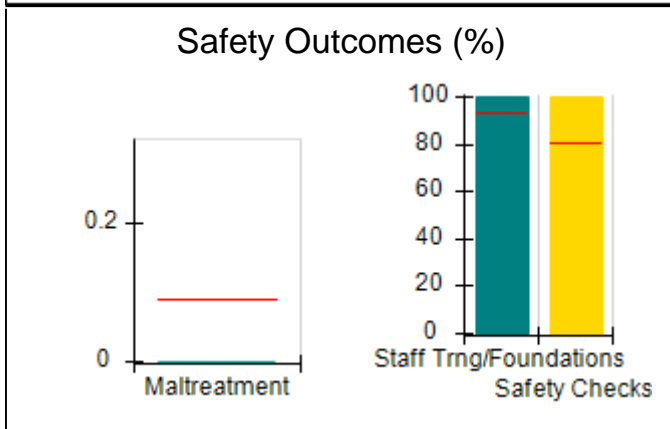
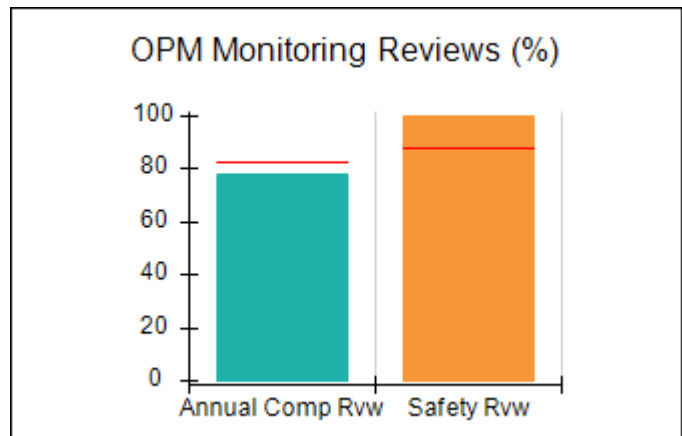
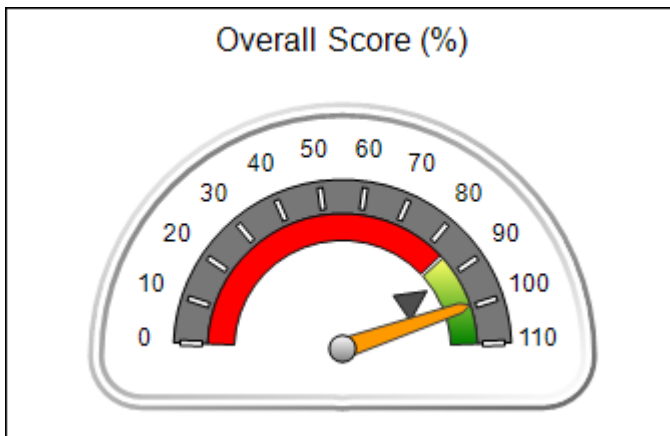


Report Quarter: Q1 FY2021

Provider/Program Name: Mentor Network - Mentor Savannah (742) - CPA			
529 Stephenson Ave, Savannah, GA 31405	Quarterly Scores (Grades)		Current Quarter Score (Grade)
Phone: 912-354-8990	Q1: 99.43 (A+)	Q2: (N/A)	99.43% (A+)
Vendor ID# 35494	Q3: (N/A)	Q4: (N/A)	
# New Foster Homes During Quarter: 4	# Children in Care During Quarter: 63	# Placements During Quarter: 67	# Children in Care On Last Day: 52

Quarterly Provider Comparisons to All CPAs

▼ — indicates average for all CPAs





DHS, DFCS, Office of Provider Management
Performance-Based Placement Measures
RBWO Provider GA+SCORECARD - CPA



Report Quarter: Q1 FY2021

Provider/Program Name: Mentor Network - Mentor Savannah (742) - CPA				
529 Stephenson Ave, Savannah, GA 31405		Quarterly Scores (Grades)		Current Quarter Score (Grade)
Phone: 912-354-8990		Q1: 99.43 (A+)	Q2: (N/A)	99.43% (A+)
Vendor ID# 35494		Q3: (N/A)	Q4: (N/A)	
# New Foster Homes During Quarter: 4	# Children in Care During Quarter: 63	# Placements During Quarter: 67	# Children in Care On Last Day: 52	
	Avg Performance All CPAs (%)	Provider Performance (%)*	Possible Points (Weight)	Provider Points Earned
OPM Monitoring Reviews				
Annual Comprehensive Reviews	83%	78%	25	19.48
Safety Reviews	87%	100%	15	15.00
Monitoring Sub-Total			40	34.48
CPA Safety Outcomes				
Incidence of Maltreatment	0.09%	No Substantiated Reports	10	10.00
Staff Training	93%	100%	5	5.00
Staff Safety Checks	81%	100%	5	5.00
Safety Sub-Total			20	20.00
CPA Permanency Outcomes				
Placement Stability	91%	90%	15	13.50
Permanency Sub-Total			15	13.50
CPA Well-Being Outcomes				
EPSDT Medical Visits	87%	88%	4	3.52
EPSDT Dental Visits	79%	84%	4	3.36
Academic Supports	82%	100%	3	3.00
Provider ECEM Visits	91%	96%	7	6.72
Provider General Contacts	90%	97%	7	6.79
Placements with Siblings	70%	78%	Not Scored	Not Scored
Placements within Legal County	15%	14%	Not Scored	Not Scored
Well-Being Sub-Total			25	23.39
*Performance calculation descriptions can be found in the FY 2019 RBWO PBP Measurements and Standards Guide.				
Monitoring & Outcomes: Possible Points = 100			Points Earned: 91.37	
Score Before Incentives Credit				91.37%
Incentives Awarded				8.06 pts
PBP Verification				N/A pts
Total Score				99.43%



DHS, DFCS, Office of Provider Management
Performance-Based Placement Measures
RBWO Provider GA+SCORECARD - CPA



Report Quarter: Q1 FY2021

Provider/Program Name: Mentor Network - Mentor Savannah (742) - CPA				
# New Foster Homes During Quarter: 4		# Children in Care During Quarter: 63	# Placements During Quarter: 67	# Children in Care On Last Day: 52
CPA Incentive Credits	Avg Performance All CPAs (%)	Provider Performance (%)*	Possible Points (Weight)	Provider Points Earned
Early EPSDT Medical Visits		57%	2	1.14
Early EPSDT Dental Visits		50%	2	1.00
Permanency Contacts		0%	5	0.00
Additional Academic Supports		96%	2	1.92
HS Grad/GED/Prof or Trade Certificate/College		N/A	10/5/5/1	
EYSS Agreement		Not Eligible	5	
Community Connections		0%	4	0.00
Foster Hm Retention Rate (threshold = 90)		87%	2	0.00
Foster Hm Recruitment (threshold = 100)		100%	2	2.00
Active Agency Accreditation		50%	4	2.00
Staff Clinical Licensure		0%	5	0.00
Incentives Total	5.25			8.06
Maximum total combined incentive credit allowed is 10 points.			Incentives Awarded	8.06
*Performance calculation descriptions can be found in the FY 2019 RBWO PBP Measurements and Standards Guide.				

Child Protective Services Investigations and Dispositions		
The following investigations data, which is not used for scoring but is considered significant to a provider's performance, is from Georgia SHINES and is not considered final or complete until the end of the fiscal year.		
Total Reports:	0	
Number Screened In:	0	
Number Screened Out:	0	
Number Substantiated:	0	
Number Unsubstantiated:	0	
Number Active CPS Investigations:	0	



DHS, DFCS, Office of Provider Management
Performance-Based Placement Measures
RBWO Provider GA+SCORECARD - CPA

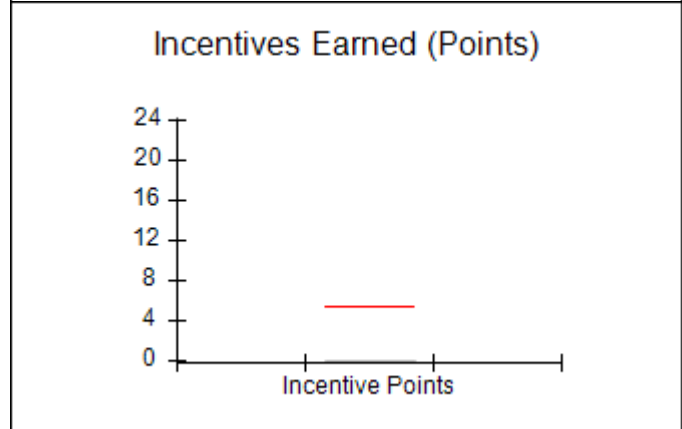
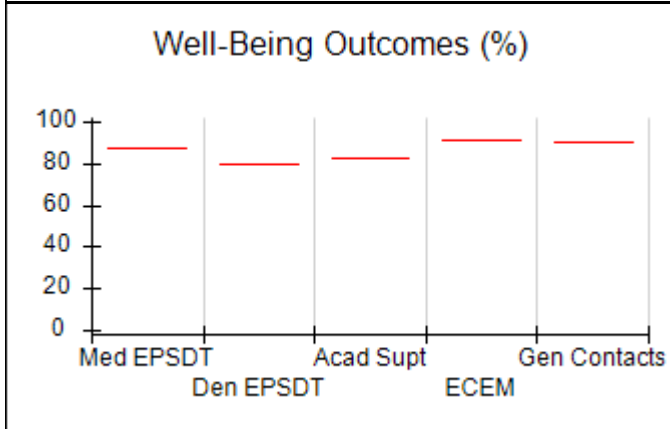
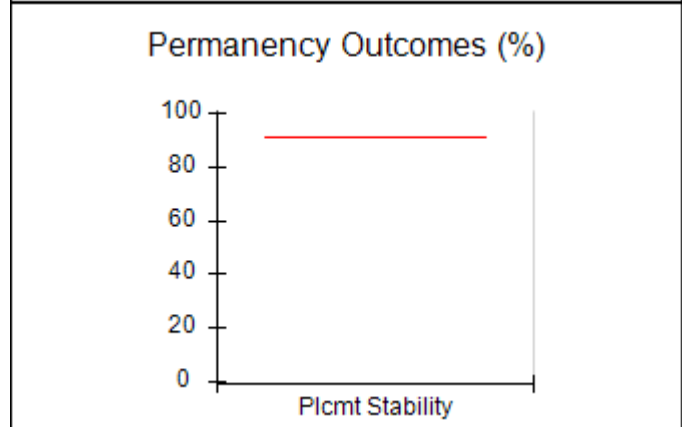
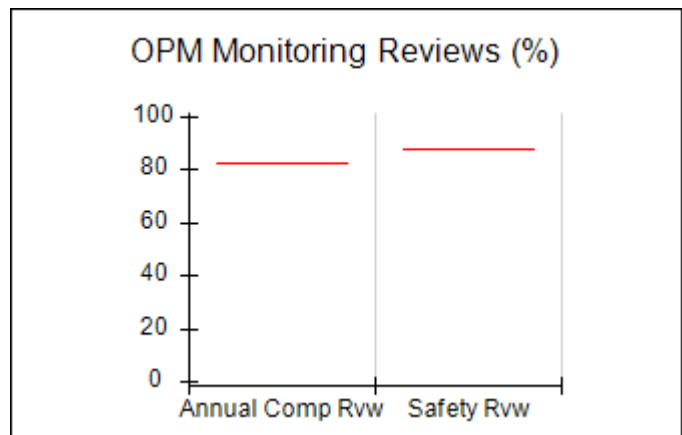
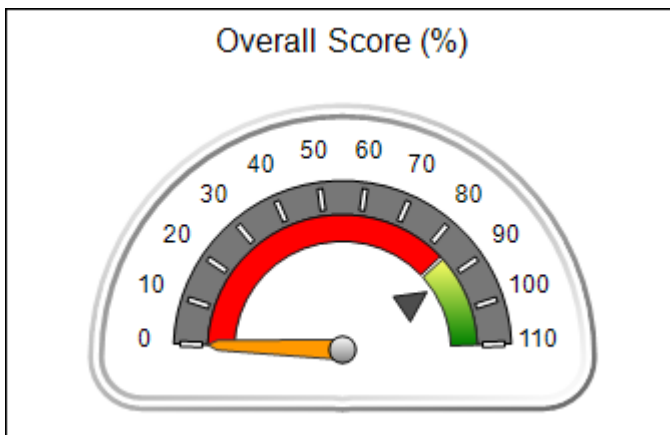


Report Quarter: Q1 FY2021

Provider/Program Name: Mentor Network - Mentor Valdosta (5446) - CPA			
2225 Bemis Rd., Valdosta, GA 31605	Quarterly Scores (Grades)		Current Quarter Score (Grade)
Phone: 229-506-6300	Q1: N/A	Q2: N/A	N/A%
Vendor ID# 170901	Q3: N/A	Q4: N/A	
# New Foster Homes During Quarter: 0	# Children in Care During Quarter: 0	# Placements During Quarter: 0	# Children in Care On Last Day: 0

Quarterly Provider Comparisons to All CPAs

▼ — indicates average for all CPAs





DHS, DFCS, Office of Provider Management
Performance-Based Placement Measures
RBWO Provider GA+SCORECARD - CPA



Report Quarter: Q1 FY2021

Provider/Program Name: Mentor Network - Mentor Valdosta (5446) - CPA				
2225 Bemis Rd., Valdosta, GA 31605		Quarterly Scores (Grades)		Current Quarter Score (Grade)
Phone: 229-506-6300		Q1: N/A	Q2: N/A	N/A% (F)
Vendor ID# 170901		Q3: N/A	Q4: N/A	
# New Foster Homes During Quarter: 0		# Children in Care During Quarter: 0	# Placements During Quarter: 0	# Children in Care On Last Day: 0
	Avg Performance All CPAs (%)	Provider Performance (%)*	Possible Points (Weight)	Provider Points Earned
OPM Monitoring Reviews				
Annual Comprehensive Reviews	83%	Not Yet Conducted		
Safety Reviews	87%	Not Yet Conducted		
Monitoring Sub-Total				0.00
CPA Safety Outcomes				
Incidence of Maltreatment	0.09%	Not Eligible		
Staff Training	93%	Not Eligible		
Staff Safety Checks	81%	Not Eligible		
Safety Sub-Total			N/A	
CPA Permanency Outcomes				
Placement Stability	91%	Not Eligible		
Permanency Sub-Total			N/A	
CPA Well-Being Outcomes				
EPSDT Medical Visits	87%	Not Eligible		
EPSDT Dental Visits	79%	Not Eligible		
Academic Supports	82%	Not Eligible		
Provider ECEM Visits	91%	Not Eligible		
Provider General Contacts	90%	Not Eligible		
Placements with Siblings	70%	Not Eligible	Not Scored	Not Scored
Placements within Legal County	15%	Not Eligible	Not Scored	Not Scored
Well-Being Sub-Total			N/A	

*Performance calculation descriptions can be found in the FY 2019 RBWO PBP Measurements and Standards Guide.

Monitoring & Outcomes: Possible Points = 0		Points Earned: N/A	
Score Before Incentives Credit			N/A
Incentives Awarded			0.00 pts
PBP Verification			N/A pts
Total Score			N/A%



DHS, DFCS, Office of Provider Management
Performance-Based Placement Measures
RBWO Provider GA+SCORECARD - CPA



Report Quarter: Q1 FY2021

Provider/Program Name: Mentor Network - Mentor Valdosta (5446) - CPA				
# New Foster Homes During Quarter: 0	# Children in Care During Quarter: 0	# Placements During Quarter: 0	# Children in Care On Last Day: 0	
CPA Incentive Credits	Avg Performance All CPAs (%)	Provider Performance (%)*	Possible Points (Weight)	Provider Points Earned
Early EPSDT Medical Visits		Not Eligible	2	
Early EPSDT Dental Visits		Not Eligible	2	
Permanency Contacts		None Planned	5	
Additional Academic Supports		Not Eligible	2	
HS Grad/GED/Prof or Trade Certificate/College		N/A	10/5/5/1	
EYSS Agreement		Not Eligible	5	
Community Connections		Not Eligible	4	
Foster Hm Retention Rate (threshold = 90)		Not Eligible	2	0.00
Foster Hm Recruitment (threshold = 100)		0%	2	0.00
Active Agency Accreditation		0%	4	0.00
Staff Clinical Licensure		0%	5	0.00
Incentives Total	5.25			0.00
Maximum total combined incentive credit allowed is 10 points.			Incentives Awarded	0.00
*Performance calculation descriptions can be found in the FY 2019 RBWO PBP Measurements and Standards Guide.				

Child Protective Services Investigations and Dispositions		
The following investigations data, which is not used for scoring but is considered significant to a provider's performance, is from Georgia SHINES and is not considered final or complete until the end of the fiscal year.		
Total Reports:	0	
Number Screened In:	0	
Number Screened Out:	0	
Number Substantiated:	0	
Number Unsubstantiated:	0	
Number Active CPS Investigations:	0	



Performance-Based Placement Measures RBWO Provider GA+SCORECARD - CPA

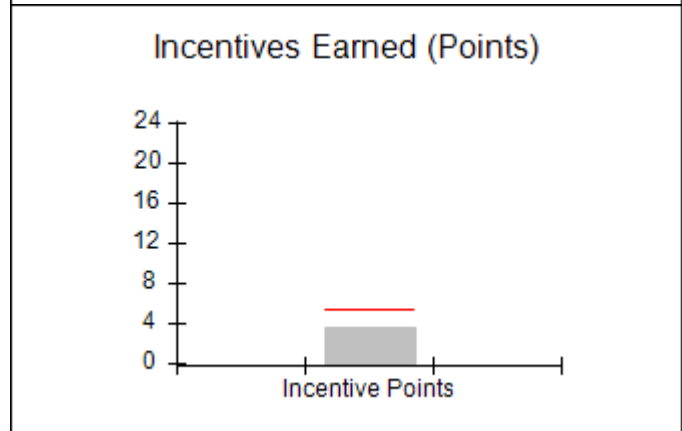
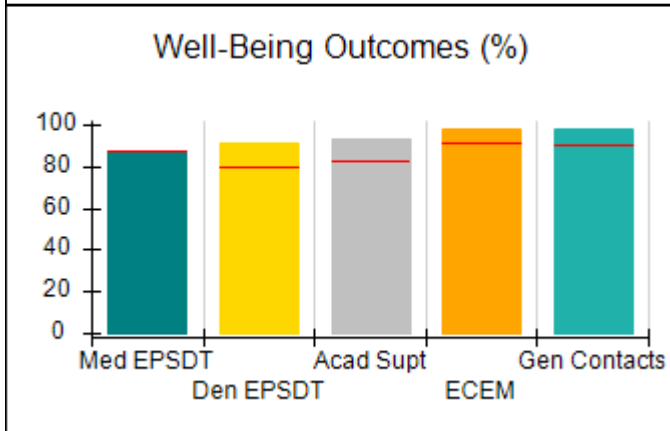
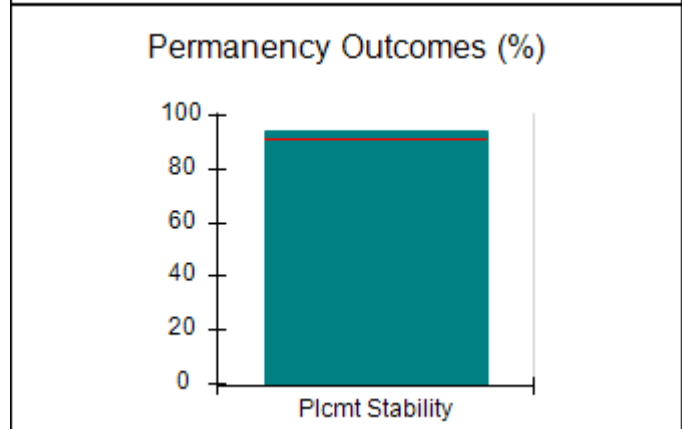
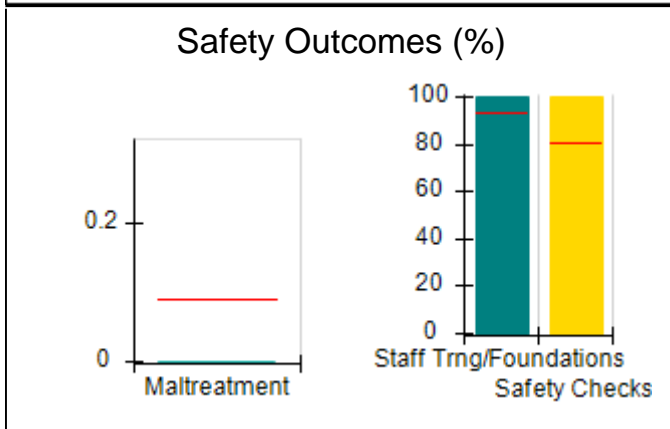
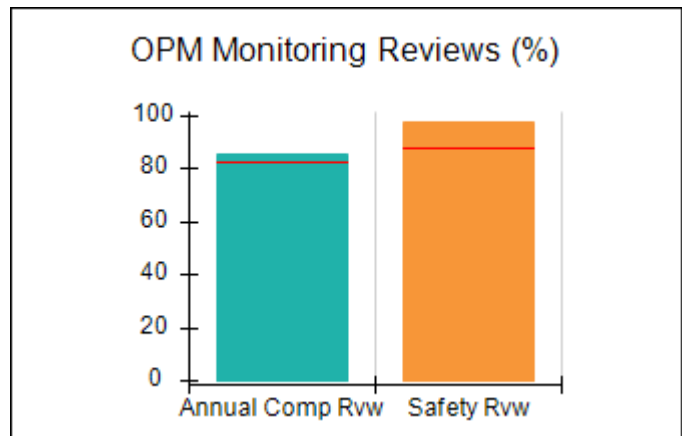
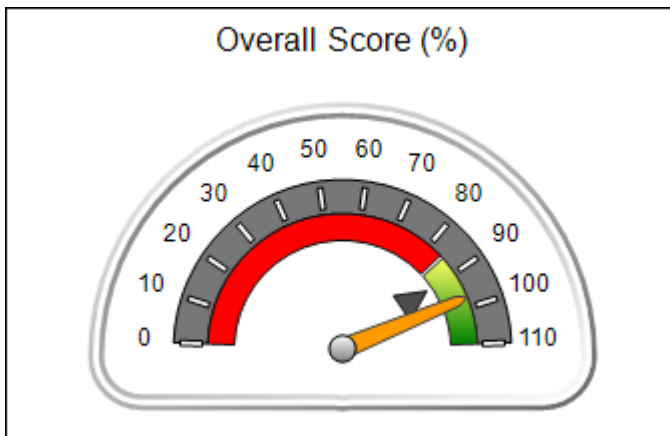
Report Quarter: Q1 FY2021

Provider/Program Name: Meritan, Inc. d/b/a Meritan Stepping Stones - Macon (682) - CPA

920A N Tennessee St., Macon, GA 31210	Quarterly Scores (Grades)		Current Quarter Score (Grade)
Phone: 478-474-8552	Q1: 97.27 (A+)	Q2: (N/A)	97.27% (A+)
Vendor ID# 35385	Q3: (N/A)	Q4: (N/A)	
# New Foster Homes During Quarter: 0	# Children in Care During Quarter: 54	# Placements During Quarter: 55	# Children in Care On Last Day: 50

Quarterly Provider Comparisons to All CPAs

▼ — indicates average for all CPAs





DHS, DFCS, Office of Provider Management
Performance-Based Placement Measures
RBWO Provider GA+SCORECARD - CPA



Report Quarter: Q1 FY2021

Provider/Program Name: Meritan, Inc. d/b/a Meritan Stepping Stones - Macon (682) - CPA

920A N Tennessee St., Macon, GA 31210	Quarterly Scores (Grades)		Current Quarter Score (Grade)
Phone: 478-474-8552	Q1: 97.27 (A+)	Q2: (N/A)	97.27% (A+)
Vendor ID# 35385	Q3: (N/A)	Q4: (N/A)	

# New Foster Homes During Quarter: 0	# Children in Care During Quarter: 54	# Placements During Quarter: 55	# Children in Care On Last Day: 50
--------------------------------------	---------------------------------------	---------------------------------	------------------------------------

	Avg Performance All CPAs (%)	Provider Performance (%)*	Possible Points (Weight)	Provider Points Earned
--	------------------------------	---------------------------	--------------------------	------------------------

OPM Monitoring Reviews

Annual Comprehensive Reviews	83%	85%	25	21.32
Safety Reviews	87%	98%	15	14.63
Monitoring Sub-Total			40	35.94

CPA Safety Outcomes

Incidence of Maltreatment	0.09%	No Substantiated Reports	10	10.00
Staff Training	93%	100%	5	5.00
Staff Safety Checks	81%	100%	5	5.00
Safety Sub-Total			20	20.00

CPA Permanency Outcomes

Placement Stability	91%	94%	15	14.10
Permanency Sub-Total			15	14.10

CPA Well-Being Outcomes

EPSDT Medical Visits	87%	87%	4	3.48
EPSDT Dental Visits	79%	91%	4	3.64
Academic Supports	82%	93%	3	2.79
Provider ECEM Visits	91%	98%	7	6.86
Provider General Contacts	90%	98%	7	6.86
Placements with Siblings	70%	54%	Not Scored	Not Scored
Placements within Legal County	15%	0%	Not Scored	Not Scored
Well-Being Sub-Total			25	23.63

*Performance calculation descriptions can be found in the FY 2019 RBWO PBP Measurements and Standards Guide.

Monitoring & Outcomes: Possible Points = 100	Points Earned: 93.67
Score Before Incentives Credit	93.67%
Incentives Awarded	3.60 pts
PBP Verification	N/A pts
Total Score	97.27%



DHS, DFCS, Office of Provider Management
Performance-Based Placement Measures
RBWO Provider GA+SCORECARD - CPA



Report Quarter: Q1 FY2021

Provider/Program Name: Meritan, Inc. d/b/a Meritan Stepping Stones - Macon (682) - CPA

# New Foster Homes During Quarter: 0		# Children in Care During Quarter: 54	# Placements During Quarter: 55	# Children in Care On Last Day: 50
CPA Incentive Credits	Avg Performance All CPAs (%)	Provider Performance (%)*	Possible Points (Weight)	Provider Points Earned
Early EPSDT Medical Visits		13%	2	0.26
Early EPSDT Dental Visits		67%	2	1.34
Permanency Contacts		0%	5	0.00
Additional Academic Supports		0%	2	0.00
HS Grad/GED/Prof or Trade Certificate/College		N/A	10/5/5/1	
EYSS Agreement		Not Eligible	5	
Community Connections		0%	4	0.00
Foster Hm Retention Rate (threshold = 90)		80%	2	0.00
Foster Hm Recruitment (threshold = 100)		0%	2	0.00
Active Agency Accreditation		50%	4	2.00
Staff Clinical Licensure		0%	5	0.00
Incentives Total	5.25			3.60
Maximum total combined incentive credit allowed is 10 points.			Incentives Awarded	3.60

*Performance calculation descriptions can be found in the FY 2019 RBWO PBP Measurements and Standards Guide.

Child Protective Services Investigations and Dispositions

The following investigations data, which is not used for scoring but is considered significant to a provider's performance, is from Georgia SHINES and is not considered final or complete until the end of the fiscal year.

Total Reports:	1
Number Screened In:	0
Number Screened Out:	1
Number Substantiated:	0
Number Unsubstantiated:	0
Number Active CPS Investigations:	0



DHS, DFCS, Office of Provider Management
Performance-Based Placement Measures
RBWO Provider GA+SCORECARD - CPA



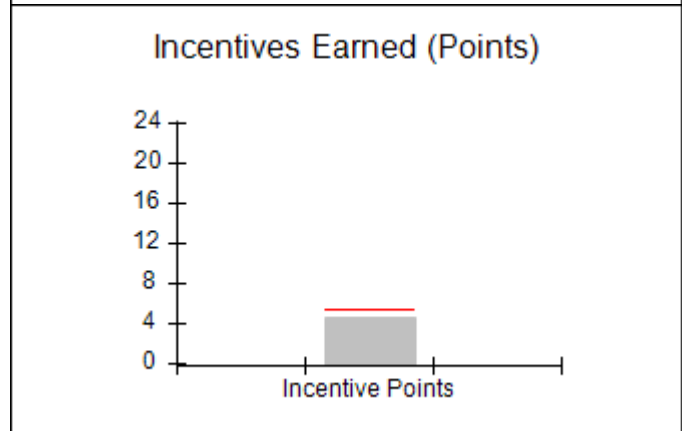
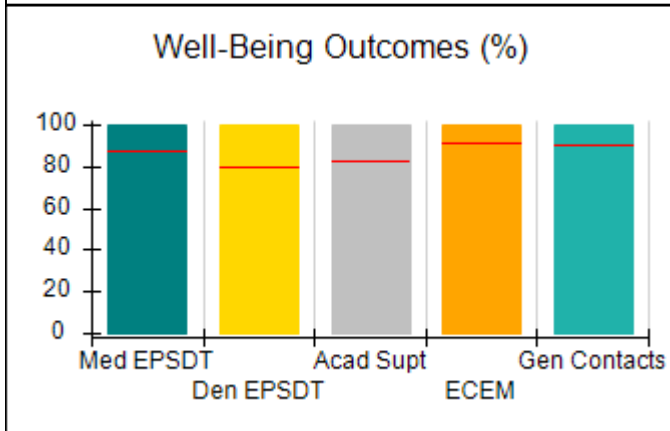
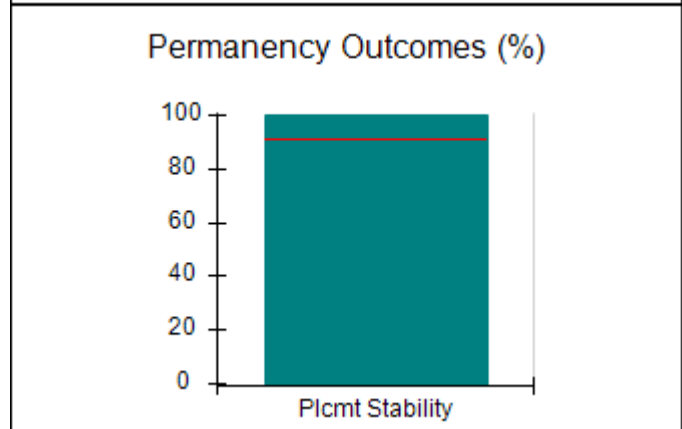
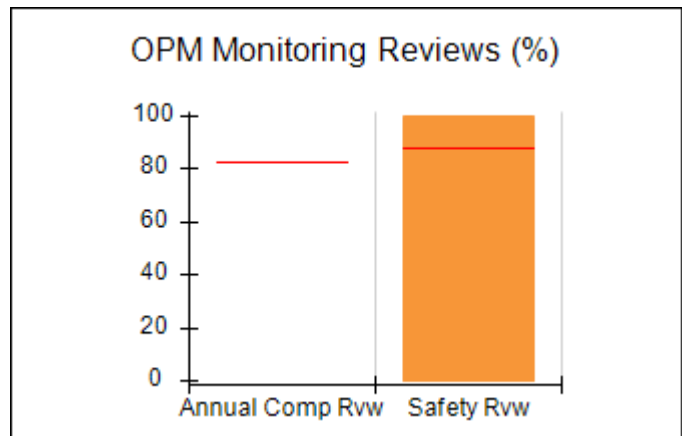
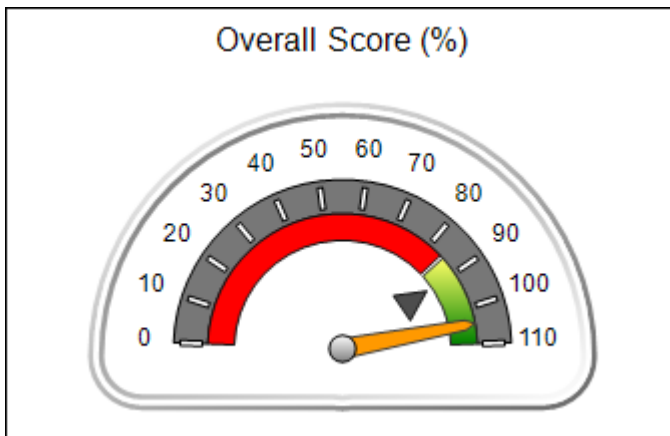
Report Quarter: Q1 FY2021

Provider/Program Name: Methodist Home for Children & Youth - Americus II (5362) - CPA

102 Mill Creek Rd., Americus, GA 31709	Quarterly Scores (Grades)		Current Quarter Score (Grade)
Phone: 229-944-2092	Q1: 104.50 (A+)	Q2: (N/A)	104.50% (A+)
Vendor ID# 160032	Q3: (N/A)	Q4: (N/A)	
# New Foster Homes During Quarter: 0	# Children in Care During Quarter: 2	# Placements During Quarter: 2	# Children in Care On Last Day: 2

Quarterly Provider Comparisons to All CPAs

▼ — indicates average for all CPAs





DHS, DFCS, Office of Provider Management
Performance-Based Placement Measures
RBWO Provider GA+SCORECARD - CPA



Report Quarter: Q1 FY2021

Provider/Program Name: Methodist Home for Children & Youth - Americus II (5362) - CPA

102 Mill Creek Rd., Americus, GA 31709	Quarterly Scores (Grades)		Current Quarter Score (Grade)
Phone: 229-944-2092	Q1: 104.50 (A+)	Q2: (N/A)	104.50% (A+)
Vendor ID# 160032	Q3: (N/A)	Q4: (N/A)	

# New Foster Homes During Quarter: 0	# Children in Care During Quarter: 2	# Placements During Quarter: 2	# Children in Care On Last Day: 2
--------------------------------------	--------------------------------------	--------------------------------	-----------------------------------

	Avg Performance All CPAs (%)	Provider Performance (%)*	Possible Points (Weight)	Provider Points Earned
--	------------------------------	---------------------------	--------------------------	------------------------

OPM Monitoring Reviews

Annual Comprehensive Reviews	83%	Not Yet Conducted		
Safety Reviews	87%	100%	15	15.00
Monitoring Sub-Total			15	15.00

CPA Safety Outcomes

Incidence of Maltreatment	0.09%	No Substantiated Reports	10	10.00
Staff Training	93%	100%	5	5.00
Staff Safety Checks	81%	100%	5	5.00
Safety Sub-Total			20	20.00

CPA Permanency Outcomes

Placement Stability	91%	100%	15	15.00
Permanency Sub-Total			15	15.00

CPA Well-Being Outcomes

EPSDT Medical Visits	87%	100%	4	4.00
EPSDT Dental Visits	79%	100%	4	4.00
Academic Supports	82%	100%	3	3.00
Provider ECEM Visits	91%	100%	7	7.00
Provider General Contacts	90%	100%	7	7.00
Placements with Siblings	70%	100%	Not Scored	Not Scored
Placements within Legal County	15%	Not Eligible	Not Scored	Not Scored
Well-Being Sub-Total			25	25.00

*Performance calculation descriptions can be found in the FY 2019 RBWO PBP Measurements and Standards Guide.

Monitoring & Outcomes: Possible Points = 75	Points Earned: 75.00
Score Before Incentives Credit	100.00%
Incentives Awarded	4.50 pts
PBP Verification	N/A pts
Total Score	104.50%



DHS, DFCS, Office of Provider Management
Performance-Based Placement Measures
RBWO Provider GA+SCORECARD - CPA



Report Quarter: Q1 FY2021

Provider/Program Name: Methodist Home for Children & Youth - Americus II (5362) - CPA

# New Foster Homes During Quarter: 0		# Children in Care During Quarter: 2	# Placements During Quarter: 2	# Children in Care On Last Day: 2
CPA Incentive Credits	Avg Performance All CPAs (%)	Provider Performance (%)*	Possible Points (Weight)	Provider Points Earned
Early EPSDT Medical Visits		Not Eligible	2	
Early EPSDT Dental Visits		Not Eligible	2	
Permanency Contacts		None Planned	5	
Additional Academic Supports		100%	2	2.00
HS Grad/GED/Prof or Trade Certificate/College		N/A	10/5/5/1	
EYSS Agreement		Not Eligible	5	
Community Connections		0%	4	0.00
Foster Hm Retention Rate (threshold = 90)		Not Eligible	2	0.00
Foster Hm Recruitment (threshold = 100)		0%	2	0.00
Active Agency Accreditation		50%	4	2.00
Staff Clinical Licensure		10%	5	0.50
Incentives Total	5.25			4.50
Maximum total combined incentive credit allowed is 10 points.			Incentives Awarded	4.50

*Performance calculation descriptions can be found in the FY 2019 RBWO PBP Measurements and Standards Guide.

Child Protective Services Investigations and Dispositions

The following investigations data, which is not used for scoring but is considered significant to a provider's performance, is from Georgia SHINES and is not considered final or complete until the end of the fiscal year.

Total Reports:	0
Number Screened In:	0
Number Screened Out:	0
Number Substantiated:	0
Number Unsubstantiated:	0
Number Active CPS Investigations:	0

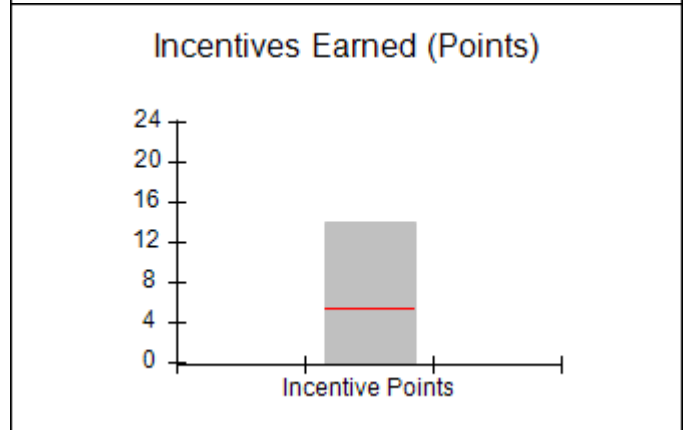
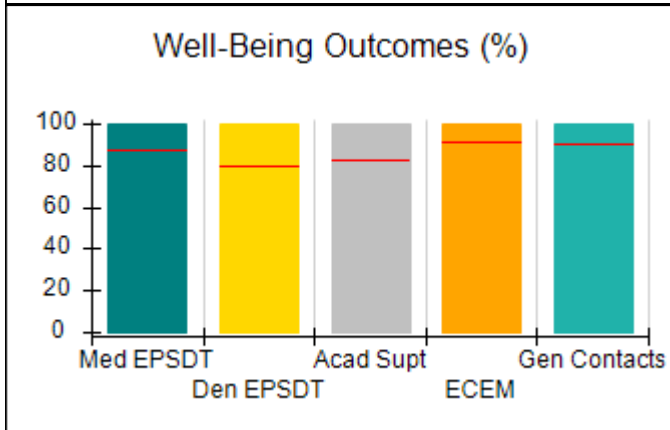
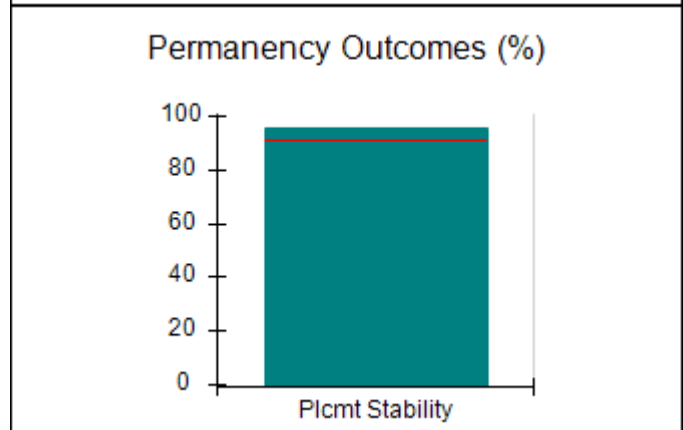
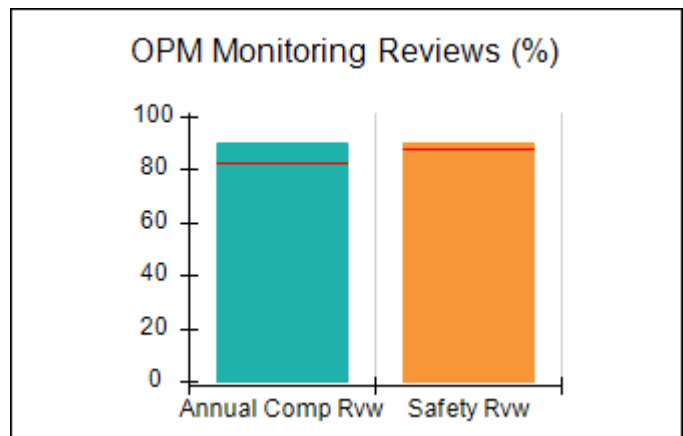
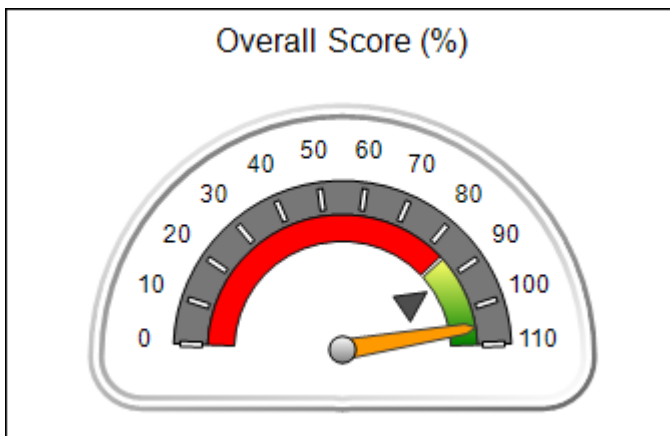


Performance-Based Placement Measures RBWO Provider GA+SCORECARD - CPA

Report Quarter: Q1 FY2021

Provider/Program Name: Methodist Home for Children & Youth - Macon - CPA			
Administrative Site (748) - CPA			
304 Pierce Avenue, Macon, GA 31204	Quarterly Scores (Grades)		Current Quarter Score (Grade)
Phone: 478-751-2800	Q1: 105.33 (A+)	Q2: (N/A)	105.33% (A+)
Vendor ID# 35464	Q3: (N/A)	Q4: (N/A)	
# New Foster Homes During Quarter: 3	# Children in Care During Quarter: 23	# Placements During Quarter: 23	# Children in Care On Last Day: 19
Quarterly Provider Comparisons to All CPAs			

▼ — indicates average for all CPAs





DHS, DFCS, Office of Provider Management
Performance-Based Placement Measures
RBWO Provider GA+SCORECARD - CPA



Report Quarter: Q1 FY2021

Provider/Program Name: Methodist Home for Children & Youth - Macon - CPA
Administrative Site (748) - CPA

304 Pierce Avenue, Macon, GA 31204	Quarterly Scores (Grades)		Current Quarter Score (Grade)
Phone: 478-751-2800	Q1: 105.33 (A+)	Q2: (N/A)	105.33% (A+)
Vendor ID# 35464	Q3: (N/A)	Q4: (N/A)	

# New Foster Homes During Quarter: 3	# Children in Care During Quarter: 23	# Placements During Quarter: 23	# Children in Care On Last Day: 19
--------------------------------------	---------------------------------------	---------------------------------	------------------------------------

	Avg Performance All CPAs (%)	Provider Performance (%)*	Possible Points (Weight)	Provider Points Earned
--	------------------------------	---------------------------	--------------------------	------------------------

OPM Monitoring Reviews

Annual Comprehensive Reviews	83%	90%	25	22.43
Safety Reviews	87%	90%	15	13.50
Monitoring Sub-Total			40	35.93

CPA Safety Outcomes

Incidence of Maltreatment	0.09%	No Substantiated Reports	10	10.00
Staff Training	93%	100%	5	5.00
Staff Safety Checks	81%	100%	5	5.00
Safety Sub-Total			20	20.00

CPA Permanency Outcomes

Placement Stability	91%	96%	15	14.40
Permanency Sub-Total			15	14.40

CPA Well-Being Outcomes

EPSDT Medical Visits	87%	100%	4	4.00
EPSDT Dental Visits	79%	100%	4	4.00
Academic Supports	82%	100%	3	3.00
Provider ECEM Visits	91%	100%	7	7.00
Provider General Contacts	90%	100%	7	7.00
Placements with Siblings	70%	92%	Not Scored	Not Scored
Placements within Legal County	15%	11%	Not Scored	Not Scored
Well-Being Sub-Total			25	25.00

*Performance calculation descriptions can be found in the FY 2019 RBWO PBP Measurements and Standards Guide.

Monitoring & Outcomes: Possible Points = 100	Points Earned: 95.33
Score Before Incentives Credit	95.33%
Incentives Awarded	10.00 pts
PBP Verification	N/A pts
Total Score	105.33%



DHS, DFCS, Office of Provider Management
Performance-Based Placement Measures
RBWO Provider GA+SCORECARD - CPA



Report Quarter: Q1 FY2021

Provider/Program Name: Methodist Home for Children & Youth - Macon - CPA Administrative Site (748) - CPA				
# New Foster Homes During Quarter: 3	# Children in Care During Quarter: 23	# Placements During Quarter: 23	# Children in Care On Last Day: 19	
CPA Incentive Credits	Avg Performance All CPAs (%)	Provider Performance (%)*	Possible Points (Weight)	Provider Points Earned
Early EPSDT Medical Visits		100%	2	2.00
Early EPSDT Dental Visits		78%	2	1.56
Permanency Contacts		0%	5	0.00
Additional Academic Supports		50%	2	1.00
HS Grad/GED/Prof or Trade Certificate/College		N/A	10/5/5/1	
EYSS Agreement		100%	5	5.00
Community Connections		0%	4	0.00
Foster Hm Retention Rate (threshold = 90)		88%	2	0.00
Foster Hm Recruitment (threshold = 100)		150%	2	2.00
Active Agency Accreditation		50%	4	2.00
Staff Clinical Licensure		10%	5	0.50
Incentives Total	5.25			14.06
Maximum total combined incentive credit allowed is 10 points.			Incentives Awarded	10.00
*Performance calculation descriptions can be found in the FY 2019 RBWO PBP Measurements and Standards Guide.				

Child Protective Services Investigations and Dispositions	
The following investigations data, which is not used for scoring but is considered significant to a provider's performance, is from Georgia SHINES and is not considered final or complete until the end of the fiscal year.	
Total Reports:	0
Number Screened In:	0
Number Screened Out:	0
Number Substantiated:	0
Number Unsubstantiated:	0
Number Active CPS Investigations:	0



DHS, DFCS, Office of Provider Management
Performance-Based Placement Measures
RBWO Provider GA+SCORECARD - CPA



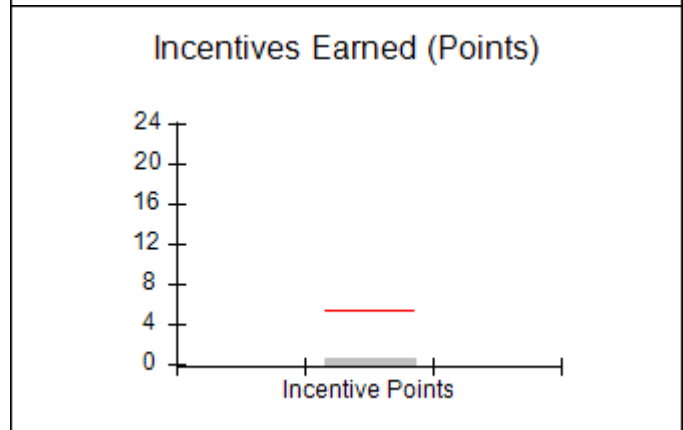
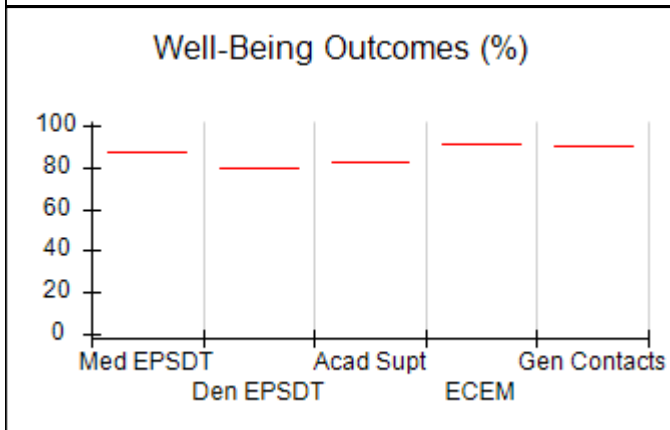
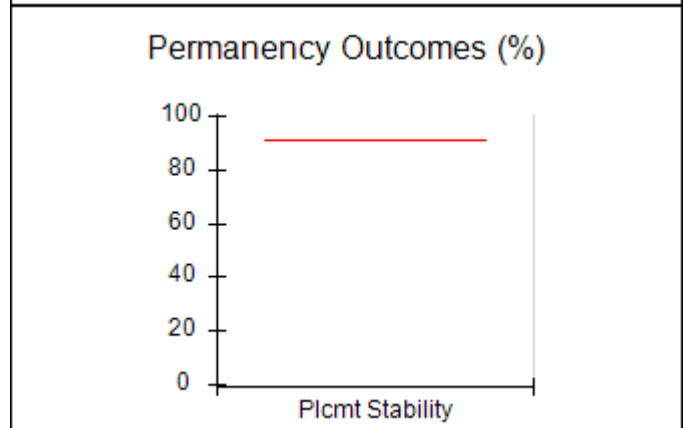
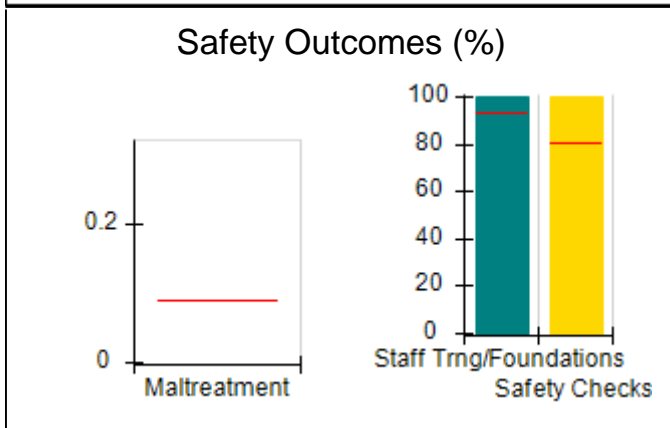
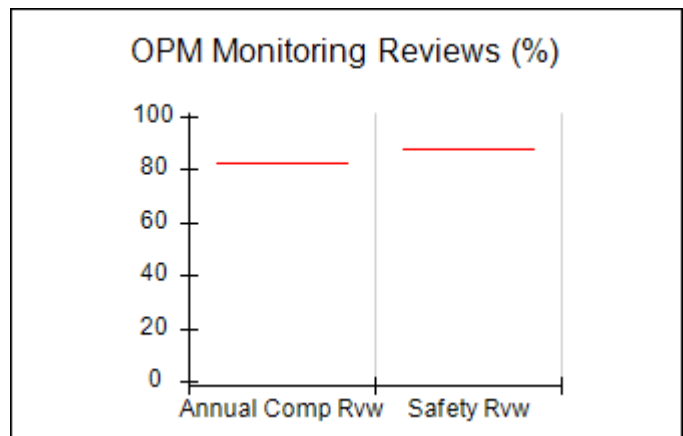
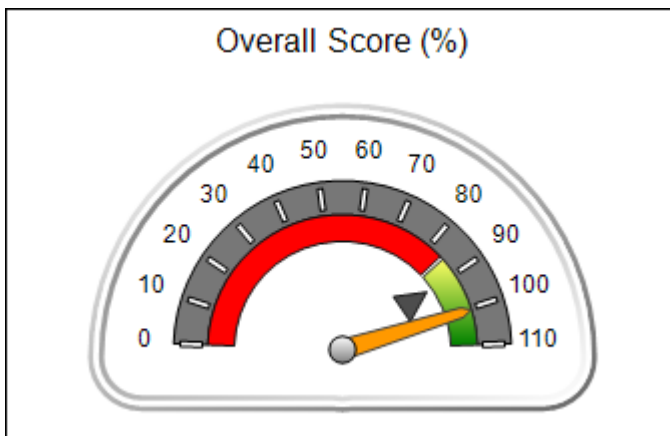
Report Quarter: Q1 FY2021

Provider/Program Name: Methodist Home for Children & Youth - St. Marys Region (942) - CPA

3296 Winding Rd, St. Marys, GA 31588	Quarterly Scores (Grades)		Current Quarter Score (Grade)
Phone: 912 882-7770	Q1: 100.50 (A+)	Q2: (N/A)	100.50% (A+)
Vendor ID# 35460	Q3: (N/A)	Q4: (N/A)	
# New Foster Homes During Quarter: 0	# Children in Care During Quarter: 0	# Placements During Quarter: 0	# Children in Care On Last Day: 0

Quarterly Provider Comparisons to All CPAs

▼ — indicates average for all CPAs





DHS, DFCS, Office of Provider Management
Performance-Based Placement Measures
RBWO Provider GA+SCORECARD - CPA



Report Quarter: Q1 FY2021

Provider/Program Name: Methodist Home for Children & Youth - St. Marys Region (942) - CPA

3296 Winding Rd, St. Marys, GA 31588	Quarterly Scores (Grades)		Current Quarter Score (Grade)
Phone: 912 882-7770	Q1: 100.50 (A+)	Q2: (N/A)	100.50% (A+)
Vendor ID# 35460	Q3: (N/A)	Q4: (N/A)	

# New Foster Homes During Quarter: 0	# Children in Care During Quarter: 0	# Placements During Quarter: 0	# Children in Care On Last Day: 0
--------------------------------------	--------------------------------------	--------------------------------	-----------------------------------

	Avg Performance All CPAs (%)	Provider Performance (%)*	Possible Points (Weight)	Provider Points Earned
--	------------------------------	---------------------------	--------------------------	------------------------

OPM Monitoring Reviews

Annual Comprehensive Reviews	83%	Not Yet Conducted		
Safety Reviews	87%	Not Yet Conducted		
Monitoring Sub-Total				0.00

CPA Safety Outcomes

Incidence of Maltreatment	0.09%	Not Eligible		
Staff Training	93%	100%	10	10.00
Staff Safety Checks	81%	100%	10	10.00
Safety Sub-Total			20	20.00

CPA Permanency Outcomes

Placement Stability	91%	Not Eligible		
Permanency Sub-Total			N/A	

CPA Well-Being Outcomes

EPSDT Medical Visits	87%	Not Eligible		
EPSDT Dental Visits	79%	Not Eligible		
Academic Supports	82%	Not Eligible		
Provider ECEM Visits	91%	Not Eligible		
Provider General Contacts	90%	Not Eligible		
Placements with Siblings	70%	Not Eligible	Not Scored	Not Scored
Placements within Legal County	15%	Not Eligible	Not Scored	Not Scored
Well-Being Sub-Total			N/A	

*Performance calculation descriptions can be found in the FY 2019 RBWO PBP Measurements and Standards Guide.

Monitoring & Outcomes: Possible Points = 20	Points Earned: 20.00
Score Before Incentives Credit	100.00%
Incentives Awarded	0.50 pts
PBP Verification	N/A pts
Total Score	100.50%



DHS, DFCS, Office of Provider Management
Performance-Based Placement Measures
RBWO Provider GA+SCORECARD - CPA



Report Quarter: Q1 FY2021

Provider/Program Name: Methodist Home for Children & Youth - St. Marys Region (942) - CPA

# New Foster Homes During Quarter: 0		# Children in Care During Quarter: 0	# Placements During Quarter: 0	# Children in Care On Last Day: 0
CPA Incentive Credits	Avg Performance All CPAs (%)	Provider Performance (%)*	Possible Points (Weight)	Provider Points Earned
Early EPSDT Medical Visits		Not Eligible	2	
Early EPSDT Dental Visits		Not Eligible	2	
Permanency Contacts		None Planned	5	
Additional Academic Supports		Not Eligible	2	
HS Grad/GED/Prof or Trade Certificate/College		N/A	10/5/5/1	
EYSS Agreement		Not Eligible	5	
Community Connections		Not Eligible	4	
Foster Hm Retention Rate (threshold = 90)		Not Eligible	2	0.00
Foster Hm Recruitment (threshold = 100)		0%	2	0.00
Active Agency Accreditation		0%	4	0.00
Staff Clinical Licensure		10%	5	0.50
Incentives Total	5.25			0.50
Maximum total combined incentive credit allowed is 10 points.			Incentives Awarded	0.50

*Performance calculation descriptions can be found in the FY 2019 RBWO PBP Measurements and Standards Guide.

Child Protective Services Investigations and Dispositions	
The following investigations data, which is not used for scoring but is considered significant to a provider's performance, is from Georgia SHINES and is not considered final or complete until the end of the fiscal year.	
Total Reports:	0
Number Screened In:	0
Number Screened Out:	0
Number Substantiated:	0
Number Unsubstantiated:	0
Number Active CPS Investigations:	0

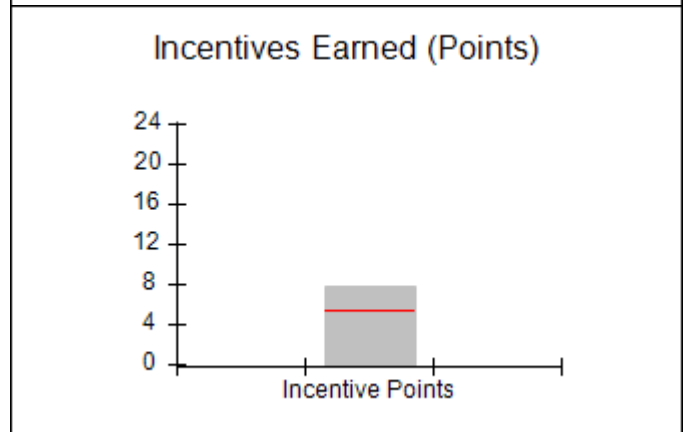
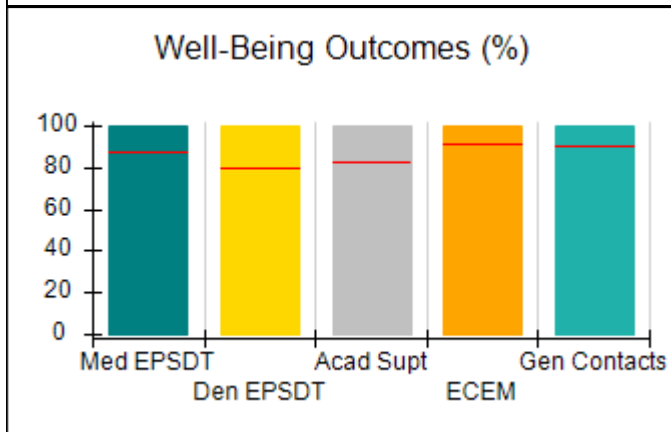
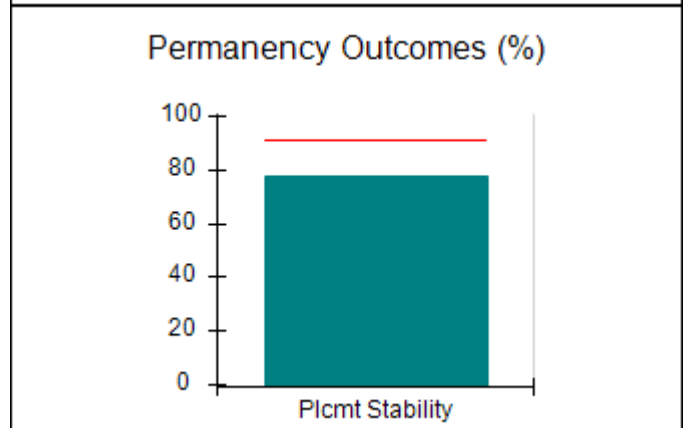
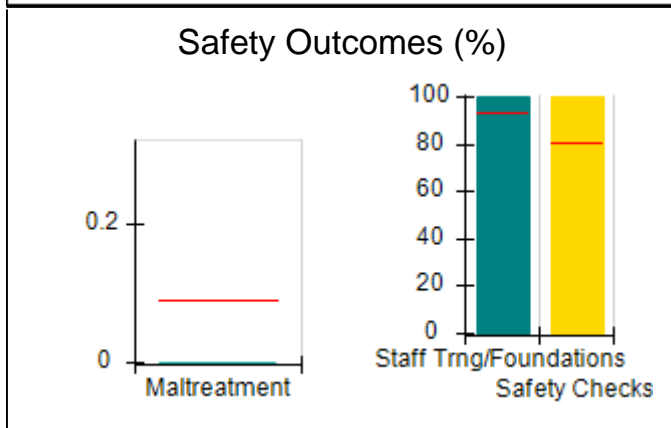
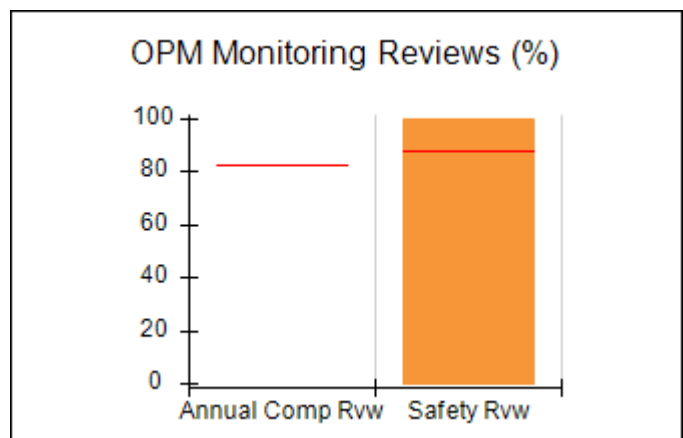
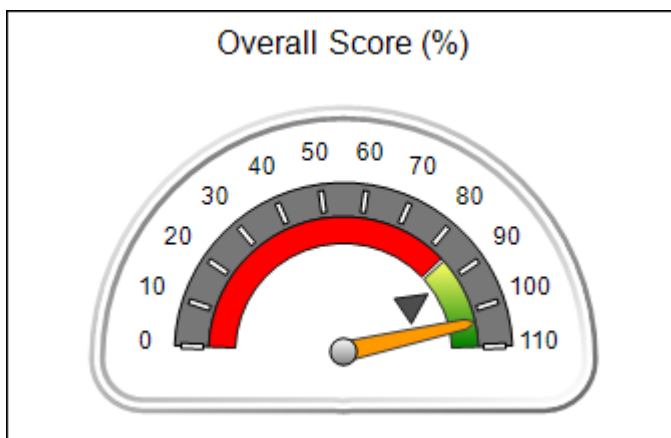


Performance-Based Placement Measures RBWO Provider GA+SCORECARD - CPA

Report Quarter: Q1 FY2021

Provider/Program Name: Methodist Home for Children & Youth - Waverly Hall (5357) - CPA			
9308 GA Hwy 85, Waverly Hall, GA 31831	Quarterly Scores (Grades)		Current Quarter Score (Grade)
Phone: 478-751-2808	Q1: 103.36 (A+)	Q2: (N/A)	103.36% (A+)
Vendor ID# 160029	Q3: (N/A)	Q4: (N/A)	
# New Foster Homes During Quarter: 1	# Children in Care During Quarter: 9	# Placements During Quarter: 9	# Children in Care On Last Day: 7
Quarterly Provider Comparisons to All CPAs			

▼ — indicates average for all CPAs





**Performance-Based Placement Measures
RBWO Provider GA+SCORECARD - CPA**

Report Quarter: Q1 FY2021

Provider/Program Name: Methodist Home for Children & Youth - Waverly Hall (5357) - CPA				
9308 GA Hwy 85, Waverly Hall, GA 31831		Quarterly Scores (Grades)		Current Quarter Score (Grade)
Phone: 478-751-2808		Q1: 103.36 (A+)	Q2: (N/A)	103.36% (A+)
Vendor ID# 160029		Q3: (N/A)	Q4: (N/A)	
# New Foster Homes During Quarter: 1	# Children in Care During Quarter: 9	# Placements During Quarter: 9	# Children in Care On Last Day: 7	
	Avg Performance All CPAs (%)	Provider Performance (%)*	Possible Points (Weight)	Provider Points Earned
OPM Monitoring Reviews				
Annual Comprehensive Reviews	83%	Not Yet Conducted		
Safety Reviews	87%	100%	15	15.00
Monitoring Sub-Total			15	15.00
CPA Safety Outcomes				
Incidence of Maltreatment	0.09%	No Substantiated Reports	10	10.00
Staff Training	93%	100%	5	5.00
Staff Safety Checks	81%	100%	5	5.00
Safety Sub-Total			20	20.00
CPA Permanency Outcomes				
Placement Stability	91%	78%	15	11.70
Permanency Sub-Total			15	11.70
CPA Well-Being Outcomes				
EPSDT Medical Visits	87%	100%	4	4.00
EPSDT Dental Visits	79%	100%	4	4.00
Academic Supports	82%	100%	3	3.00
Provider ECEM Visits	91%	100%	7	7.00
Provider General Contacts	90%	100%	7	7.00
Placements with Siblings	70%	100%	Not Scored	Not Scored
Placements within Legal County	15%	Not Eligible	Not Scored	Not Scored
Well-Being Sub-Total			25	25.00
*Performance calculation descriptions can be found in the FY 2019 RBWO PBP Measurements and Standards Guide.				
Monitoring & Outcomes: Possible Points = 75			Points Earned: 71.70	
			Score Before Incentives Credit	95.60%
			Incentives Awarded	7.76 pts
			PBP Verification	N/A pts
			Total Score	103.36%



DHS, DFCS, Office of Provider Management
Performance-Based Placement Measures
RBWO Provider GA+SCORECARD - CPA



Report Quarter: Q1 FY2021

Provider/Program Name: Methodist Home for Children & Youth - Waverly Hall (5357) - CPA				
# New Foster Homes During Quarter: 1	# Children in Care During Quarter: 9	# Placements During Quarter: 9	# Children in Care On Last Day: 7	
CPA Incentive Credits	Avg Performance All CPAs (%)	Provider Performance (%)*	Possible Points (Weight)	Provider Points Earned
Early EPSDT Medical Visits		Not Eligible	2	
Early EPSDT Dental Visits		100%	2	2.00
Permanency Contacts		None Planned	5	
Additional Academic Supports		63%	2	1.26
HS Grad/GED/Prof or Trade Certificate/College		N/A	10/5/5/1	
EYSS Agreement		Not Eligible	5	
Community Connections		0%	4	0.00
Foster Hm Retention Rate (threshold = 90)		50%	2	0.00
Foster Hm Recruitment (threshold = 100)		100%	2	2.00
Active Agency Accreditation		50%	4	2.00
Staff Clinical Licensure		10%	5	0.50
Incentives Total	5.25			7.76
Maximum total combined incentive credit allowed is 10 points.			Incentives Awarded	7.76
*Performance calculation descriptions can be found in the FY 2019 RBWO PBP Measurements and Standards Guide.				

Child Protective Services Investigations and Dispositions		
The following investigations data, which is not used for scoring but is considered significant to a provider's performance, is from Georgia SHINES and is not considered final or complete until the end of the fiscal year.		
Total Reports:	0	
Number Screened In:	0	
Number Screened Out:	0	
Number Substantiated:	0	
Number Unsubstantiated:	0	
Number Active CPS Investigations:	0	



Performance-Based Placement Measures RBWO Provider GA+SCORECARD - CPA

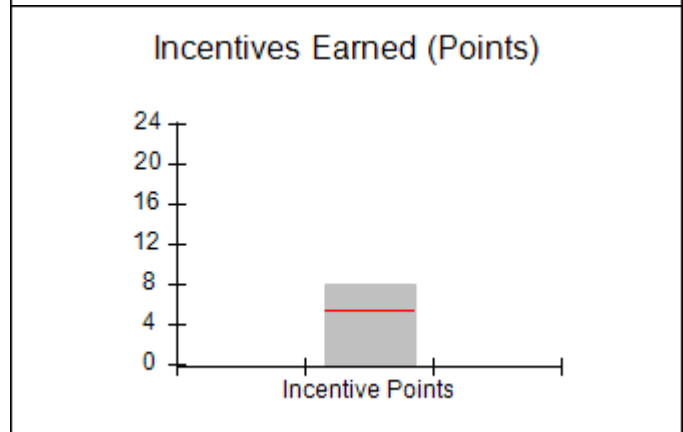
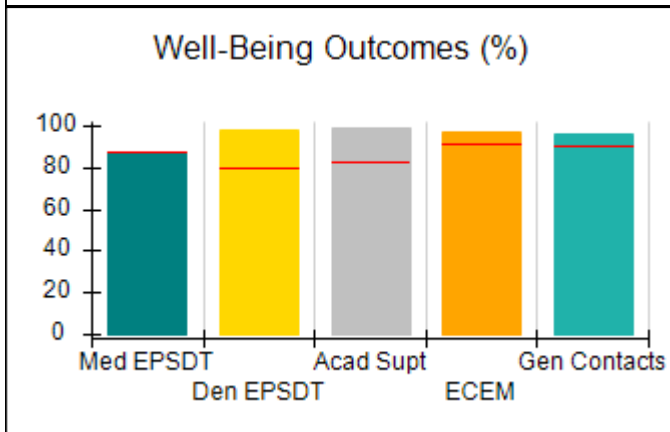
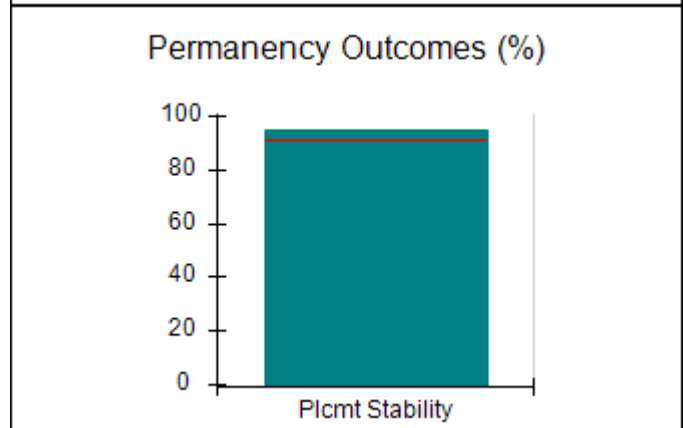
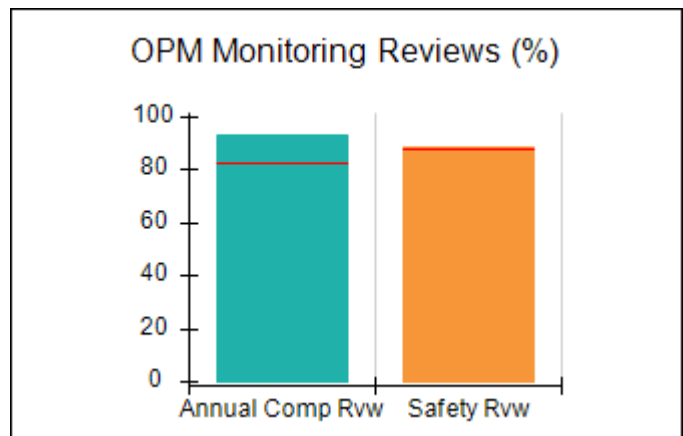
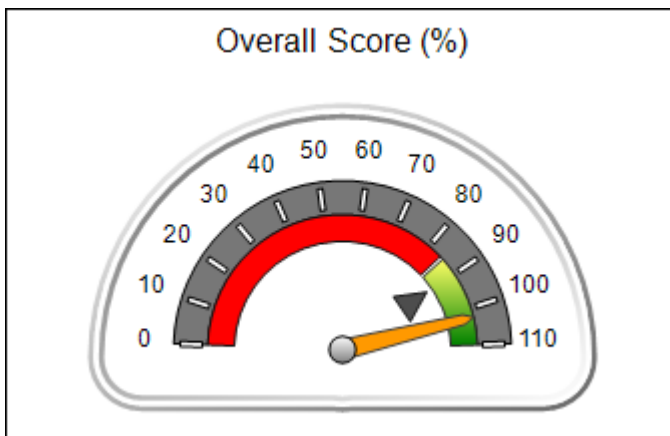
Report Quarter: Q1 FY2021

Provider/Program Name: Murphy-Harpst Children's Centers - Murphy-Harpst CPA (769) - CPA

740 Fletcher St., Cedartown, GA 30125	Quarterly Scores (Grades)		Current Quarter Score (Grade)
Phone: 770-748-1500	Q1: 102.58 (A+)	Q2: (N/A)	102.58% (A+)
Vendor ID# 35485	Q3: (N/A)	Q4: (N/A)	
# New Foster Homes During Quarter: 0	# Children in Care During Quarter: 57	# Placements During Quarter: 58	# Children in Care On Last Day: 48

Quarterly Provider Comparisons to All CPAs

▼ — indicates average for all CPAs





DHS, DFCS, Office of Provider Management
Performance-Based Placement Measures
RBWO Provider GA+SCORECARD - CPA



Report Quarter: Q1 FY2021

Provider/Program Name: Murphy-Harpst Children's Centers - Murphy-Harpst CPA (769) - CPA

740 Fletcher St., Cedartown, GA 30125	Quarterly Scores (Grades)		Current Quarter Score (Grade)
Phone: 770-748-1500	Q1: 102.58 (A+)	Q2: (N/A)	102.58% (A+)
Vendor ID# 35485	Q3: (N/A)	Q4: (N/A)	

# New Foster Homes During Quarter: 0	# Children in Care During Quarter: 57	# Placements During Quarter: 58	# Children in Care On Last Day: 48
--------------------------------------	---------------------------------------	---------------------------------	------------------------------------

	Avg Performance All CPAs (%)	Provider Performance (%)*	Possible Points (Weight)	Provider Points Earned
--	------------------------------	---------------------------	--------------------------	------------------------

OPM Monitoring Reviews

Annual Comprehensive Reviews	83%	93%	25	23.14
Safety Reviews	87%	88%	15	13.25
Monitoring Sub-Total			40	36.39

CPA Safety Outcomes

Incidence of Maltreatment	0.09%	No Substantiated Reports	10	10.00
Staff Training	93%	100%	5	5.00
Staff Safety Checks	81%	100%	5	5.00
Safety Sub-Total			20	20.00

CPA Permanency Outcomes

Placement Stability	91%	95%	15	14.25
Permanency Sub-Total			15	14.25

CPA Well-Being Outcomes

EPSDT Medical Visits	87%	87%	4	3.48
EPSDT Dental Visits	79%	98%	4	3.92
Academic Supports	82%	99%	3	2.97
Provider ECEM Visits	91%	97%	7	6.79
Provider General Contacts	90%	96%	7	6.72
Placements with Siblings	70%	95%	Not Scored	Not Scored
Placements within Legal County	15%	0%	Not Scored	Not Scored
Well-Being Sub-Total			25	23.88

*Performance calculation descriptions can be found in the FY 2019 RBWO PBP Measurements and Standards Guide.

Monitoring & Outcomes: Possible Points = 100	Points Earned: 94.52
Score Before Incentives Credit	94.52%
Incentives Awarded	8.06 pts
PBP Verification	0.00 pts
Total Score	102.58%



DHS, DFCS, Office of Provider Management
Performance-Based Placement Measures
RBWO Provider GA+SCORECARD - CPA



Report Quarter: Q1 FY2021

Provider/Program Name: Murphy-Harpst Children's Centers - Murphy-Harpst CPA (769) - CPA

# New Foster Homes During Quarter: 0		# Children in Care During Quarter: 57	# Placements During Quarter: 58	# Children in Care On Last Day: 48
CPA Incentive Credits	Avg Performance All CPAs (%)	Provider Performance (%)*	Possible Points (Weight)	Provider Points Earned
Early EPSDT Medical Visits		83%	2	1.66
Early EPSDT Dental Visits		93%	2	1.86
Permanency Contacts		None Planned	5	
Additional Academic Supports		2%	2	0.04
HS Grad/GED/Prof or Trade Certificate/College		N/A	10/5/5/1	
EYSS Agreement		50%	5	2.50
Community Connections		0%	4	0.00
Foster Hm Retention Rate (threshold = 90)		76%	2	0.00
Foster Hm Recruitment (threshold = 100)		0%	2	0.00
Active Agency Accreditation		50%	4	2.00
Staff Clinical Licensure		0%	5	0.00
Incentives Total	5.25			8.06
Maximum total combined incentive credit allowed is 10 points.			Incentives Awarded	8.06

*Performance calculation descriptions can be found in the FY 2019 RBWO PBP Measurements and Standards Guide.

Child Protective Services Investigations and Dispositions	
The following investigations data, which is not used for scoring but is considered significant to a provider's performance, is from Georgia SHINES and is not considered final or complete until the end of the fiscal year.	
Total Reports:	0
Number Screened In:	0
Number Screened Out:	0
Number Substantiated:	0
Number Unsubstantiated:	0
Number Active CPS Investigations:	0



DHS, DFCS, Office of Provider Management
Performance-Based Placement Measures
RBWO Provider GA+SCORECARD - CPA

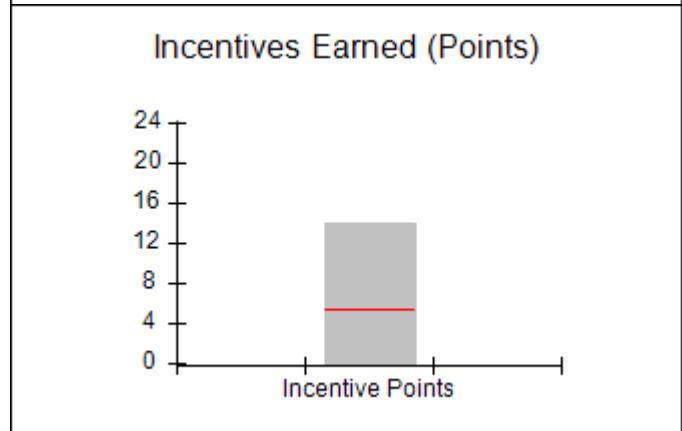
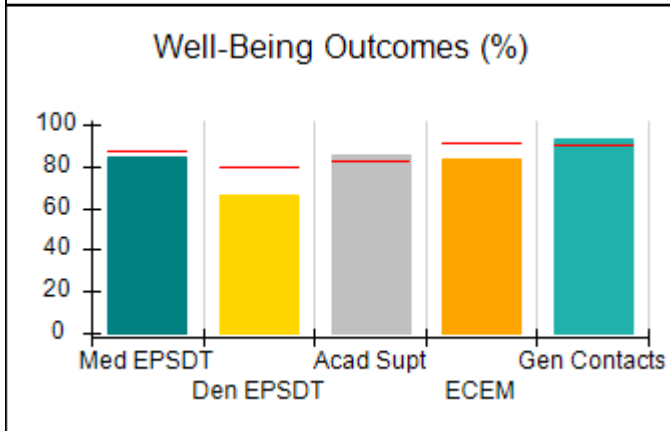
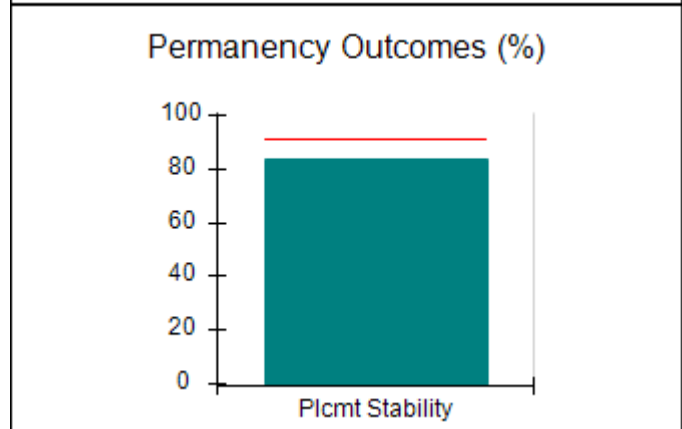
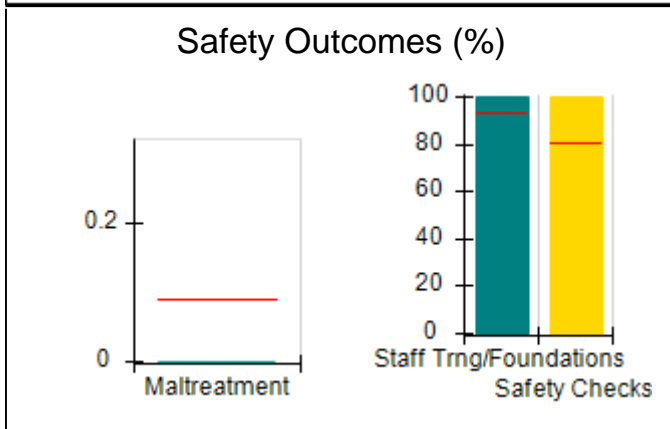
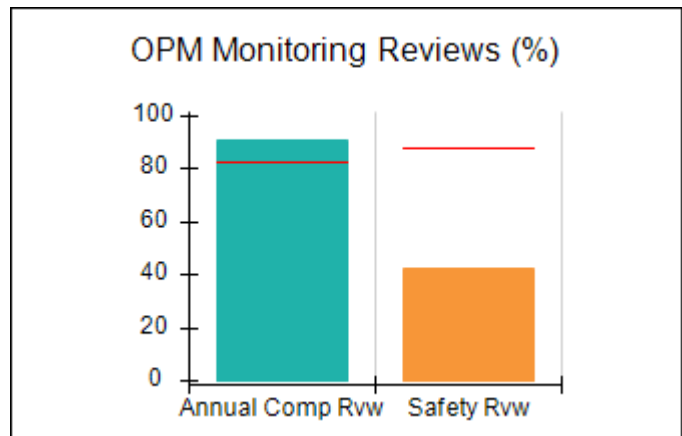
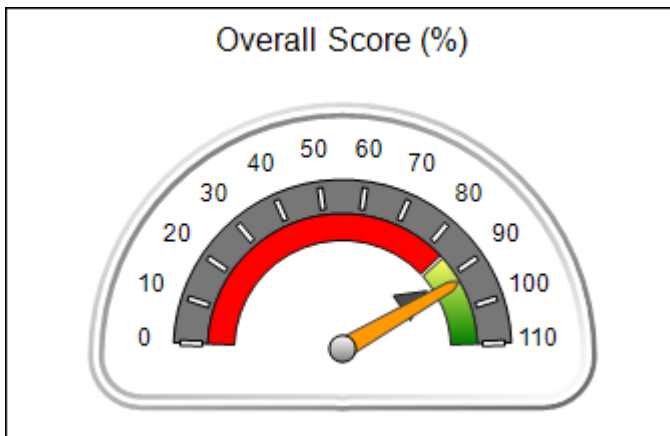


Report Quarter: Q1 FY2021

Provider/Program Name: National Youth Advocate Program - Augusta (683) - CPA			
231 Fury's Ferry Rd., Augusta, GA 30901	Quarterly Scores (Grades)		Current Quarter Score (Grade)
Phone: 706-724-4387	Q1: 92.55 (A-)	Q2: (N/A)	92.55% (A-)
Vendor ID# 35387	Q3: (N/A)	Q4: (N/A)	
# New Foster Homes During Quarter: 4	# Children in Care During Quarter: 63	# Placements During Quarter: 67	# Children in Care On Last Day: 54

Quarterly Provider Comparisons to All CPAs

▼ — indicates average for all CPAs





DHS, DFCS, Office of Provider Management
Performance-Based Placement Measures
RBWO Provider GA+SCORECARD - CPA



Report Quarter: Q1 FY2021

Provider/Program Name: National Youth Advocate Program - Augusta (683) - CPA				
231 Fury's Ferry Rd., Augusta, GA 30901		Quarterly Scores (Grades)		Current Quarter Score (Grade)
Phone: 706-724-4387		Q1: 92.55 (A-)	Q2: (N/A)	92.55% (A-)
Vendor ID# 35387		Q3: (N/A)	Q4: (N/A)	
# New Foster Homes During Quarter: 4	# Children in Care During Quarter: 63	# Placements During Quarter: 67	# Children in Care On Last Day: 54	
	Avg Performance All CPAs (%)	Provider Performance (%)*	Possible Points (Weight)	Provider Points Earned
OPM Monitoring Reviews				
Annual Comprehensive Reviews	83%	91%	25	22.71
Safety Reviews	87%	43%	15	6.38
Monitoring Sub-Total			40	29.08
CPA Safety Outcomes				
Incidence of Maltreatment	0.09%	No Substantiated Reports	10	10.00
Staff Training	93%	100%	5	5.00
Staff Safety Checks	81%	100%	5	5.00
Safety Sub-Total			20	20.00
CPA Permanency Outcomes				
Placement Stability	91%	84%	15	12.60
Permanency Sub-Total			15	12.60
CPA Well-Being Outcomes				
EPSDT Medical Visits	87%	84%	4	3.36
EPSDT Dental Visits	79%	66%	4	2.64
Academic Supports	82%	85%	3	2.55
Provider ECEM Visits	91%	83%	7	5.81
Provider General Contacts	90%	93%	7	6.51
Placements with Siblings	70%	50%	Not Scored	Not Scored
Placements within Legal County	15%	60%	Not Scored	Not Scored
Well-Being Sub-Total			25	20.87
*Performance calculation descriptions can be found in the FY 2019 RBWO PBP Measurements and Standards Guide.				
Monitoring & Outcomes: Possible Points = 100			Points Earned: 82.55	
			Score Before Incentives Credit	82.55%
			Incentives Awarded	10.00 pts
			PBP Verification	N/A pts
			Total Score	92.55%



DHS, DFCS, Office of Provider Management
Performance-Based Placement Measures
RBWO Provider GA+SCORECARD - CPA



Report Quarter: Q1 FY2021

Provider/Program Name: National Youth Advocate Program - Augusta (683) - CPA				
# New Foster Homes During Quarter: 4	# Children in Care During Quarter: 63	# Placements During Quarter: 67	# Children in Care On Last Day: 54	
CPA Incentive Credits	Avg Performance All CPAs (%)	Provider Performance (%)*	Possible Points (Weight)	Provider Points Earned
Early EPSDT Medical Visits		42%	2	0.84
Early EPSDT Dental Visits		29%	2	0.58
Permanency Contacts		0%	5	0.00
Additional Academic Supports		5%	2	0.10
HS Grad/GED/Prof or Trade Certificate/College		N/A	10/5/5/1	10.00
EYSS Agreement		Not Eligible	5	
Community Connections		0%	4	0.00
Foster Hm Retention Rate (threshold = 90)		88%	2	0.00
Foster Hm Recruitment (threshold = 100)		75%	2	0.00
Active Agency Accreditation		50%	4	2.00
Staff Clinical Licensure		10%	5	0.50
Incentives Total	5.25			14.02
Maximum total combined incentive credit allowed is 10 points.			Incentives Awarded	10.00
*Performance calculation descriptions can be found in the FY 2019 RBWO PBP Measurements and Standards Guide.				

Child Protective Services Investigations and Dispositions	
The following investigations data, which is not used for scoring but is considered significant to a provider's performance, is from Georgia SHINES and is not considered final or complete until the end of the fiscal year.	
Total Reports:	3
Number Screened In:	0
Number Screened Out:	3
Number Substantiated:	0
Number Unsubstantiated:	0
Number Active CPS Investigations:	0



Performance-Based Placement Measures RBWO Provider GA+SCORECARD - CPA

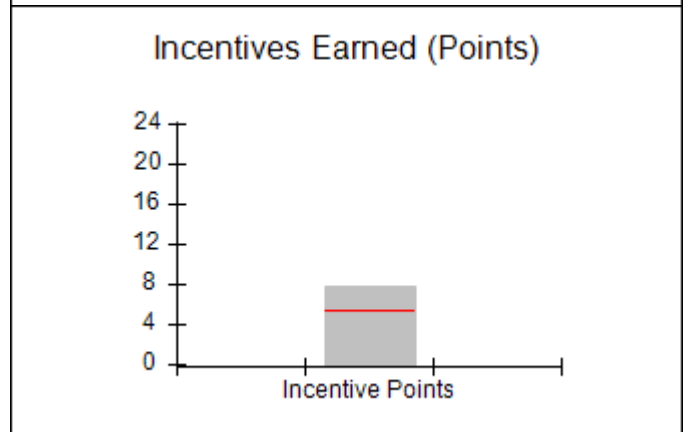
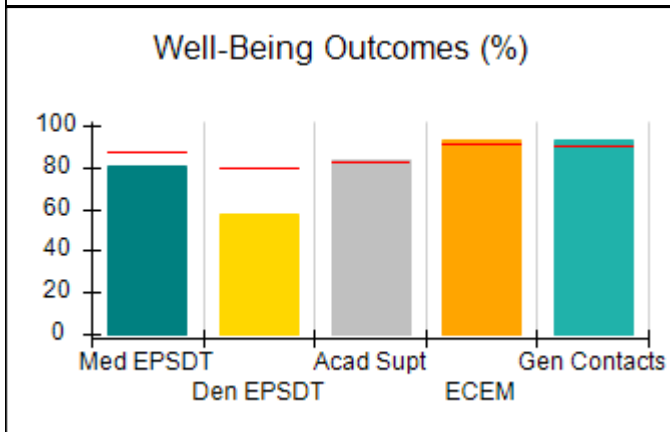
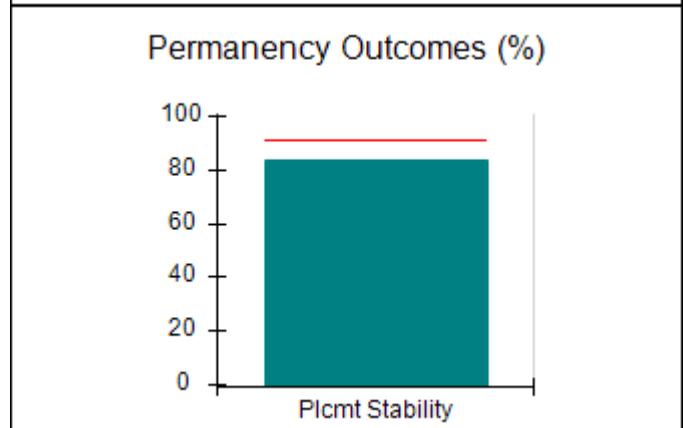
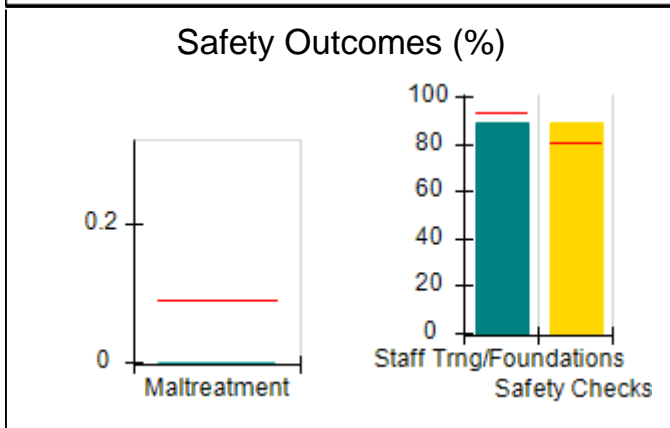
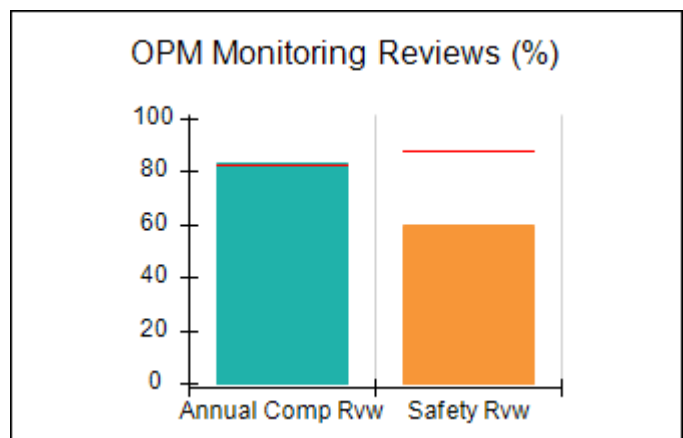
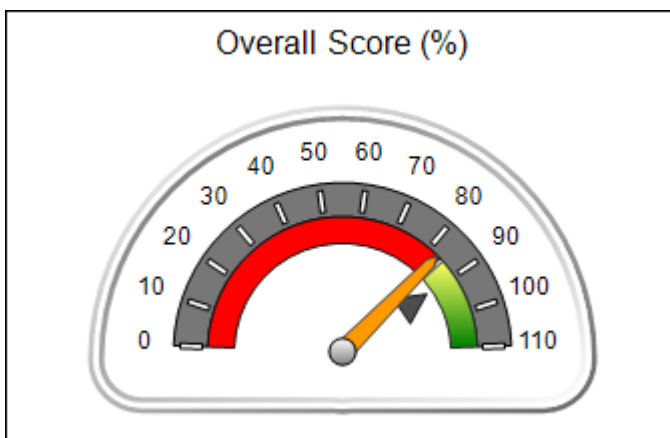
Report Quarter: Q1 FY2021

Provider/Program Name: National Youth Advocate Program - East Point/Decatur (4389) - CPA

315 W. Ponce de Leon Ave., Decatur, GA 30030	Quarterly Scores (Grades)		Current Quarter Score (Grade)
Phone: (404) 761-7997	Q1: 82.99 (B-)	Q2: (N/A)	82.99% (B-)
Vendor ID# 84761	Q3: (N/A)	Q4: (N/A)	
# New Foster Homes During Quarter: 9	# Children in Care During Quarter: 86	# Placements During Quarter: 92	# Children in Care On Last Day: 71

Quarterly Provider Comparisons to All CPAs

▼ — indicates average for all CPAs





**Performance-Based Placement Measures
RBWO Provider GA+SCORECARD - CPA**

Report Quarter: Q1 FY2021

Provider/Program Name: National Youth Advocate Program - East Point/Decatur (4389) - CPA				
315 W. Ponce de Leon Ave., Decatur, GA 30030		Quarterly Scores (Grades)		Current Quarter Score (Grade)
Phone: (404) 761-7997		Q1: 82.99 (B-)	Q2: (N/A)	82.99% (B-)
Vendor ID# 84761		Q3: (N/A)	Q4: (N/A)	
# New Foster Homes During Quarter: 9	# Children in Care During Quarter: 86	# Placements During Quarter: 92	# Children in Care On Last Day: 71	
	Avg Performance All CPAs (%)	Provider Performance (%)*	Possible Points (Weight)	Provider Points Earned
OPM Monitoring Reviews				
Annual Comprehensive Reviews	83%	83%	25	20.86
Safety Reviews	87%	60%	15	9.00
Monitoring Sub-Total			40	29.86
CPA Safety Outcomes				
Incidence of Maltreatment	0.09%	No Substantiated Reports	10	10.00
Staff Training	93%	89%	5	4.45
Staff Safety Checks	81%	89%	5	4.45
Safety Sub-Total			20	18.90
CPA Permanency Outcomes				
Placement Stability	91%	84%	15	12.60
Permanency Sub-Total			15	12.60
CPA Well-Being Outcomes				
EPSDT Medical Visits	87%	81%	4	3.24
EPSDT Dental Visits	79%	58%	4	2.32
Academic Supports	82%	83%	3	2.49
Provider ECEM Visits	91%	93%	7	6.51
Provider General Contacts	90%	93%	7	6.51
Placements with Siblings	70%	70%	Not Scored	Not Scored
Placements within Legal County	15%	8%	Not Scored	Not Scored
Well-Being Sub-Total			25	21.07
*Performance calculation descriptions can be found in the FY 2019 RBWO PBP Measurements and Standards Guide.				
Monitoring & Outcomes: Possible Points = 100			Points Earned: 82.43	
			Score Before Incentives Credit	82.43%
			Incentives Awarded	7.76 pts
			PBP Verification	-7.20 pts
			Total Score	82.99%



DHS, DFCS, Office of Provider Management
Performance-Based Placement Measures
RBWO Provider GA+SCORECARD - CPA



Report Quarter: Q1 FY2021

Provider/Program Name: National Youth Advocate Program - East Point/Decatur (4389) - CPA

# New Foster Homes During Quarter: 9	# Children in Care During Quarter: 86	# Placements During Quarter: 92	# Children in Care On Last Day: 71	
CPA Incentive Credits	Avg Performance All CPAs (%)	Provider Performance (%)*	Possible Points (Weight)	Provider Points Earned
Early EPSDT Medical Visits		31%	2	0.62
Early EPSDT Dental Visits		7%	2	0.14
Permanency Contacts		0%	5	0.00
Additional Academic Supports		0%	2	0.00
HS Grad/GED/Prof or Trade Certificate/College		N/A	10/5/5/1	
EYSS Agreement		Not Eligible	5	
Community Connections		0%	4	0.00
Foster Hm Retention Rate (threshold = 90)		90%	2	2.00
Foster Hm Recruitment (threshold = 100)		150%	2	2.00
Active Agency Accreditation		50%	4	2.00
Staff Clinical Licensure		20%	5	1.00
Incentives Total	5.25			7.76
Maximum total combined incentive credit allowed is 10 points.			Incentives Awarded	7.76

*Performance calculation descriptions can be found in the FY 2019 RBWO PBP Measurements and Standards Guide.

Child Protective Services Investigations and Dispositions	
The following investigations data, which is not used for scoring but is considered significant to a provider's performance, is from Georgia SHINES and is not considered final or complete until the end of the fiscal year.	
Total Reports:	0
Number Screened In:	0
Number Screened Out:	0
Number Substantiated:	0
Number Unsubstantiated:	0
Number Active CPS Investigations:	0



DHS, DFCS, Office of Provider Management
Performance-Based Placement Measures
RBWO Provider GA+SCORECARD - CPA



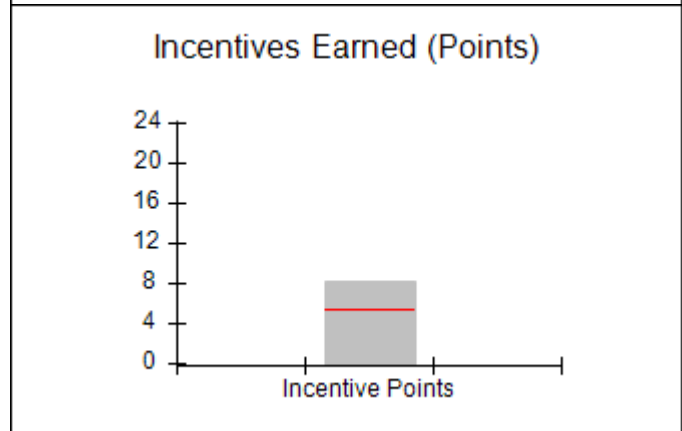
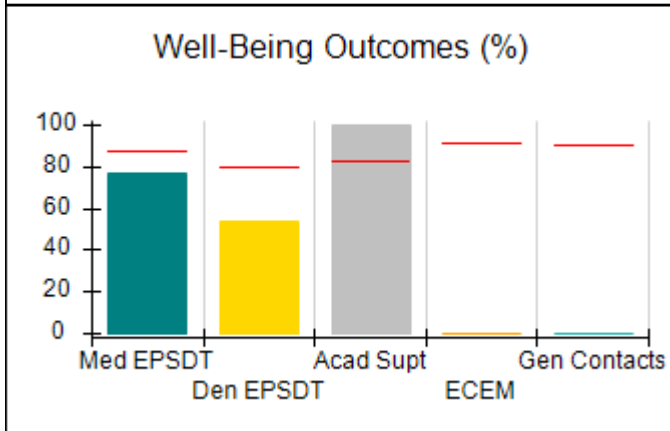
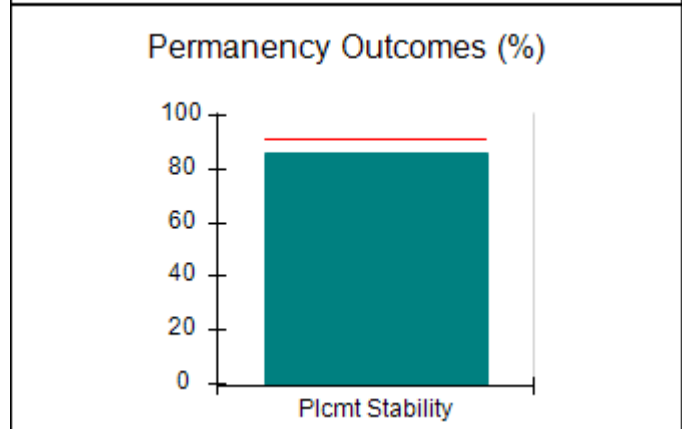
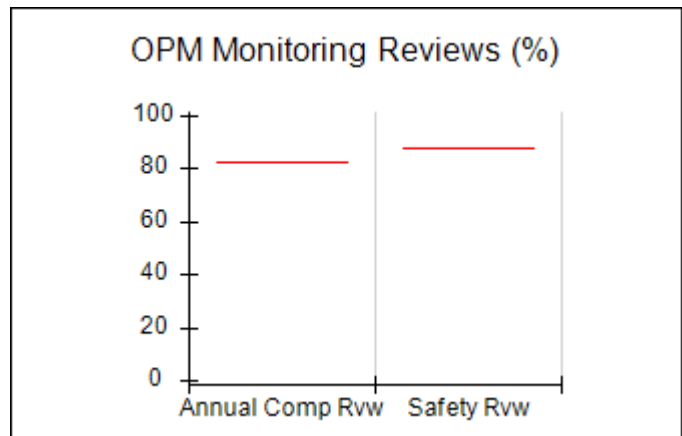
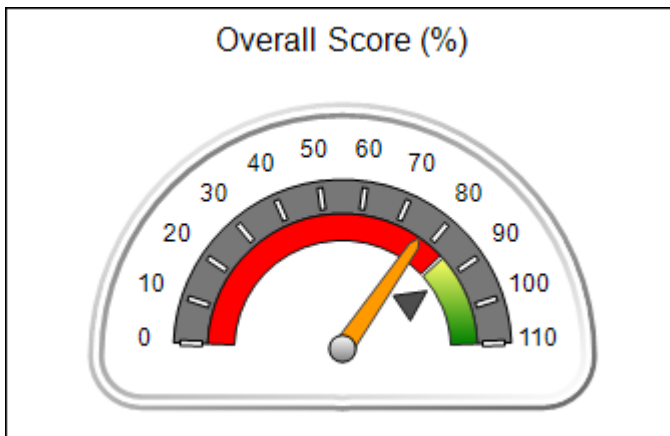
Report Quarter: Q1 FY2021

Provider/Program Name: National Youth Advocate Program - Richmond Hill (5405) - CPA

3766 Hwy 17, Richmond Hill, GA 31324	Quarterly Scores (Grades)		Current Quarter Score (Grade)
Phone: 404-761-7997	Q1: 76.77 (C)	Q2: (N/A)	76.77% (C)
Vendor ID# 164098	Q3: (N/A)	Q4: (N/A)	
# New Foster Homes During Quarter: 1	# Children in Care During Quarter: 14	# Placements During Quarter: 14	# Children in Care On Last Day: 12

Quarterly Provider Comparisons to All CPAs

▼ — indicates average for all CPAs





DHS, DFCS, Office of Provider Management
Performance-Based Placement Measures
RBWO Provider GA+SCORECARD - CPA



Report Quarter: Q1 FY2021

Provider/Program Name: National Youth Advocate Program - Richmond Hill (5405) - CPA				
3766 Hwy 17, Richmond Hill, GA 31324		Quarterly Scores (Grades)		Current Quarter Score (Grade)
Phone: 404-761-7997		Q1: 76.77 (C)	Q2: (N/A)	76.77% (C)
Vendor ID# 164098		Q3: (N/A)	Q4: (N/A)	
# New Foster Homes During Quarter: 1	# Children in Care During Quarter: 14	# Placements During Quarter: 14	# Children in Care On Last Day: 12	
	Avg Performance All CPAs (%)	Provider Performance (%)*	Possible Points (Weight)	Provider Points Earned
OPM Monitoring Reviews				
Annual Comprehensive Reviews	83%	Not Yet Conducted		
Safety Reviews	87%	Not Yet Conducted		
Monitoring Sub-Total				0.00
CPA Safety Outcomes				
Incidence of Maltreatment	0.09%	No Substantiated Reports	10	10.00
Staff Training	93%	100%	5	5.00
Staff Safety Checks	81%	100%	5	5.00
Safety Sub-Total			20	20.00
CPA Permanency Outcomes				
Placement Stability	91%	86%	15	12.90
Permanency Sub-Total			15	12.90
CPA Well-Being Outcomes				
EPSDT Medical Visits	87%	77%	4	3.08
EPSDT Dental Visits	79%	54%	4	2.16
Academic Supports	82%	100%	3	3.00
Provider ECEM Visits	91%	0%	7	0.00
Provider General Contacts	90%	0%	7	0.00
Placements with Siblings	70%	89%	Not Scored	Not Scored
Placements within Legal County	15%	0%	Not Scored	Not Scored
Well-Being Sub-Total			25	8.24
*Performance calculation descriptions can be found in the FY 2019 RBWO PBP Measurements and Standards Guide.				
Monitoring & Outcomes: Possible Points = 60			Points Earned: 41.14	
			Score Before Incentives Credit	68.57%
			Incentives Awarded	8.20 pts
			PBP Verification	N/A pts
			Total Score	76.77%



DHS, DFCS, Office of Provider Management
Performance-Based Placement Measures
RBWO Provider GA+SCORECARD - CPA



Report Quarter: Q1 FY2021

Provider/Program Name: National Youth Advocate Program - Richmond Hill (5405) - CPA

# New Foster Homes During Quarter: 1		# Children in Care During Quarter: 14	# Placements During Quarter: 14	# Children in Care On Last Day: 12
CPA Incentive Credits	Avg Performance All CPAs (%)	Provider Performance (%)*	Possible Points (Weight)	Provider Points Earned
Early EPSDT Medical Visits		50%	2	1.00
Early EPSDT Dental Visits		40%	2	0.80
Permanency Contacts		None Planned	5	
Additional Academic Supports		95%	2	1.90
HS Grad/GED/Prof or Trade Certificate/College		N/A	10/5/5/1	
EYSS Agreement		Not Eligible	5	
Community Connections		0%	4	0.00
Foster Hm Retention Rate (threshold = 90)		67%	2	0.00
Foster Hm Recruitment (threshold = 100)		200%	2	2.00
Active Agency Accreditation		50%	4	2.00
Staff Clinical Licensure		10%	5	0.50
Incentives Total	5.25			8.20
Maximum total combined incentive credit allowed is 10 points.			Incentives Awarded	8.20

*Performance calculation descriptions can be found in the FY 2019 RBWO PBP Measurements and Standards Guide.

Child Protective Services Investigations and Dispositions

The following investigations data, which is not used for scoring but is considered significant to a provider's performance, is from Georgia SHINES and is not considered final or complete until the end of the fiscal year.

Total Reports:	0
Number Screened In:	0
Number Screened Out:	0
Number Substantiated:	0
Number Unsubstantiated:	0
Number Active CPS Investigations:	0



DHS, DFCS, Office of Provider Management
Performance-Based Placement Measures
RBWO Provider GA+SCORECARD - CPA

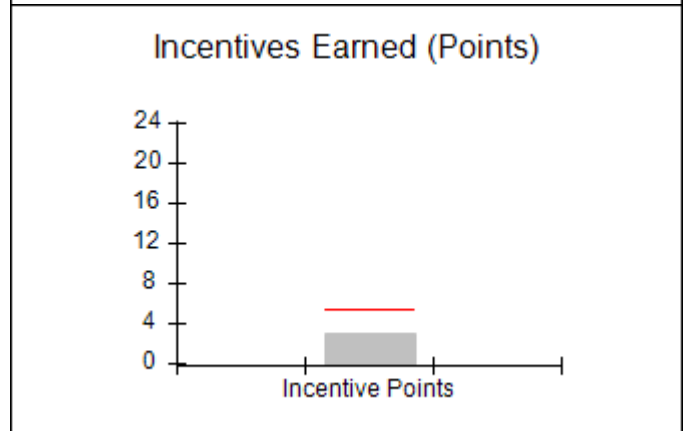
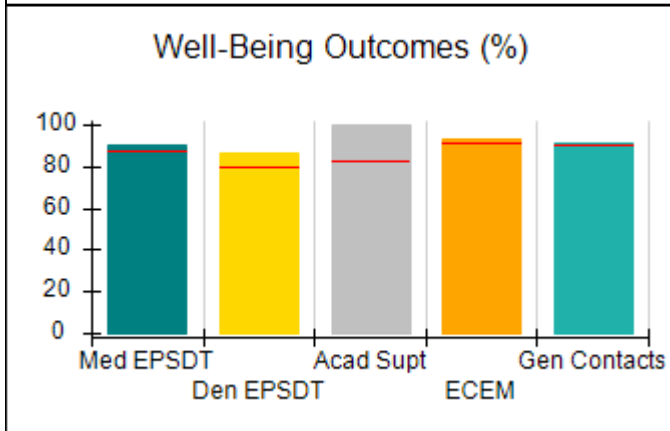
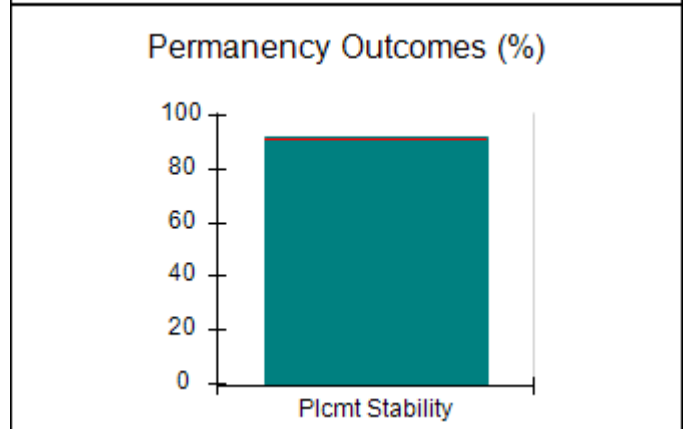
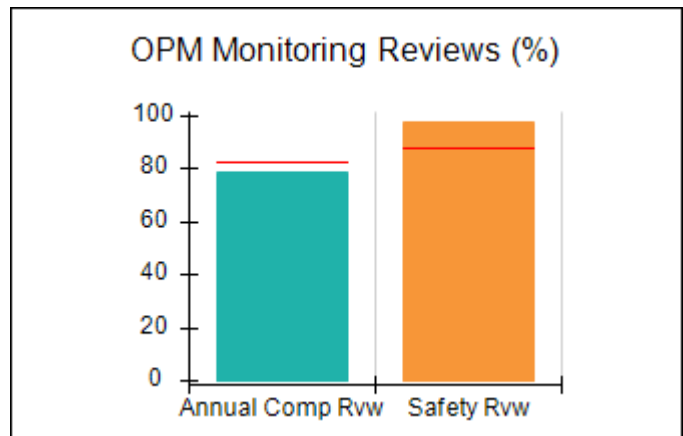
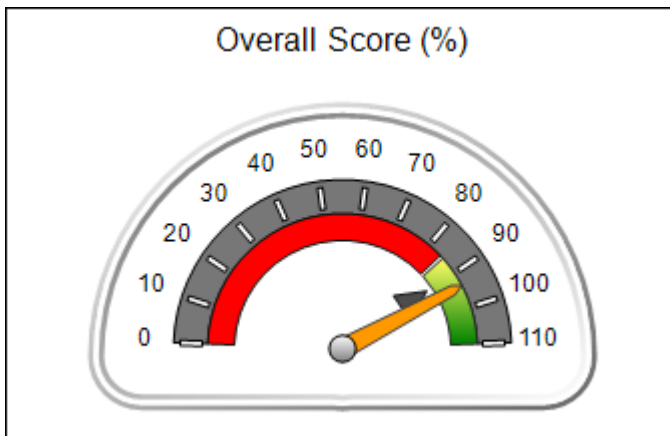


Report Quarter: Q1 FY2021

Provider/Program Name: National Youth Placement Corp, Inc. - Morrow (5141) - CPA			
1115 Mount Zion Road, Morrow, GA 30260	Quarterly Scores (Grades)		Current Quarter Score (Grade)
Phone: 678-422-6064	Q1: 93.86 (A-)	Q2: (N/A)	93.86% (A-)
Vendor ID# 114767	Q3: (N/A)	Q4: (N/A)	
# New Foster Homes During Quarter: 0	# Children in Care During Quarter: 25	# Placements During Quarter: 25	# Children in Care On Last Day: 19

Quarterly Provider Comparisons to All CPAs

▼ — indicates average for all CPAs





DHS, DFCS, Office of Provider Management
Performance-Based Placement Measures
RBWO Provider GA+SCORECARD - CPA



Report Quarter: Q1 FY2021

Provider/Program Name: National Youth Placement Corp, Inc. - Morrow (5141) - CPA				
1115 Mount Zion Road, Morrow, GA 30260	Quarterly Scores (Grades)		Current Quarter Score (Grade)	
Phone: 678-422-6064	Q1: 93.86 (A-)	Q2: (N/A)	93.86%	
Vendor ID# 114767	Q3: (N/A)	Q4: (N/A)	(A-)	
# New Foster Homes During Quarter: 0	# Children in Care During Quarter: 25	# Placements During Quarter: 25	# Children in Care On Last Day: 19	
	Avg Performance All CPAs (%)	Provider Performance (%)*	Possible Points (Weight)	Provider Points Earned
OPM Monitoring Reviews				
Annual Comprehensive Reviews	83%	78%	25	19.57
Safety Reviews	87%	98%	15	14.63
Monitoring Sub-Total			40	34.20
CPA Safety Outcomes				
Incidence of Maltreatment	0.09%	No Substantiated Reports	10	10.00
Staff Training	93%	100%	5	5.00
Staff Safety Checks	81%	100%	5	5.00
Safety Sub-Total			20	20.00
CPA Permanency Outcomes				
Placement Stability	91%	92%	15	13.80
Permanency Sub-Total			15	13.80
CPA Well-Being Outcomes				
EPSDT Medical Visits	87%	90%	4	3.60
EPSDT Dental Visits	79%	86%	4	3.44
Academic Supports	82%	100%	3	3.00
Provider ECEM Visits	91%	93%	7	6.51
Provider General Contacts	90%	91%	7	6.37
Placements with Siblings	70%	67%	Not Scored	Not Scored
Placements within Legal County	15%	40%	Not Scored	Not Scored
Well-Being Sub-Total			25	22.92
*Performance calculation descriptions can be found in the FY 2019 RBWO PBP Measurements and Standards Guide.				
Monitoring & Outcomes: Possible Points = 100			Points Earned: 90.92	
Score Before Incentives Credit			90.92%	
Incentives Awarded			2.94 pts	
PBP Verification			0.00 pts	
Total Score			93.86%	



DHS, DFCS, Office of Provider Management
Performance-Based Placement Measures
RBWO Provider GA+SCORECARD - CPA



Report Quarter: Q1 FY2021

Provider/Program Name: National Youth Placement Corp, Inc. - Morrow (5141) - CPA				
# New Foster Homes During Quarter: 0	# Children in Care During Quarter: 25	# Placements During Quarter: 25	# Children in Care On Last Day: 19	
CPA Incentive Credits	Avg Performance All CPAs (%)	Provider Performance (%)*	Possible Points (Weight)	Provider Points Earned
Early EPSDT Medical Visits		60%	2	1.20
Early EPSDT Dental Visits		60%	2	1.20
Permanency Contacts		0%	5	0.00
Additional Academic Supports		2%	2	0.04
HS Grad/GED/Prof or Trade Certificate/College		N/A	10/5/5/1	
EYSS Agreement		0%	5	0.00
Community Connections		0%	4	0.00
Foster Hm Retention Rate (threshold = 90)		80%	2	0.00
Foster Hm Recruitment (threshold = 100)		0%	2	0.00
Active Agency Accreditation		0%	4	0.00
Staff Clinical Licensure		10%	5	0.50
Incentives Total	5.25			2.94
Maximum total combined incentive credit allowed is 10 points.			Incentives Awarded	2.94
*Performance calculation descriptions can be found in the FY 2019 RBWO PBP Measurements and Standards Guide.				

Child Protective Services Investigations and Dispositions		
The following investigations data, which is not used for scoring but is considered significant to a provider's performance, is from Georgia SHINES and is not considered final or complete until the end of the fiscal year.		
Total Reports:	0	
Number Screened In:	0	
Number Screened Out:	0	
Number Substantiated:	0	
Number Unsubstantiated:	0	
Number Active CPS Investigations:	0	



DHS, DFCS, Office of Provider Management
Performance-Based Placement Measures
RBWO Provider GA+SCORECARD - CPA

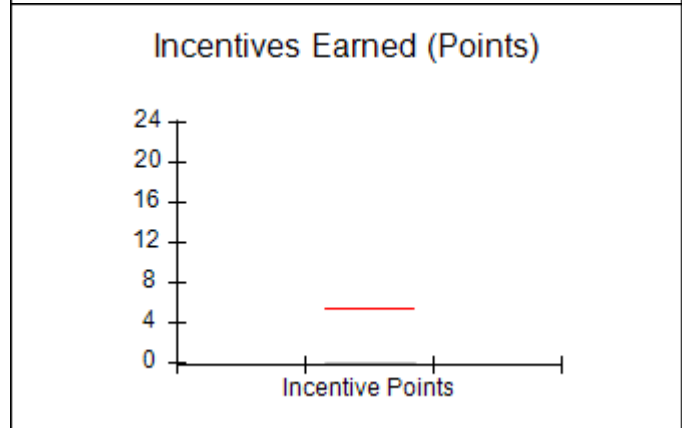
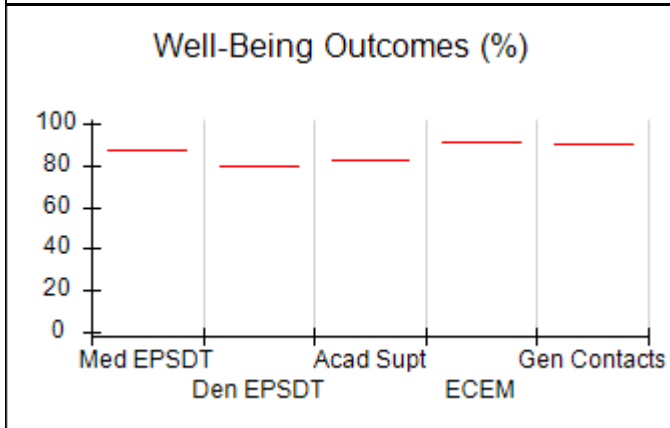
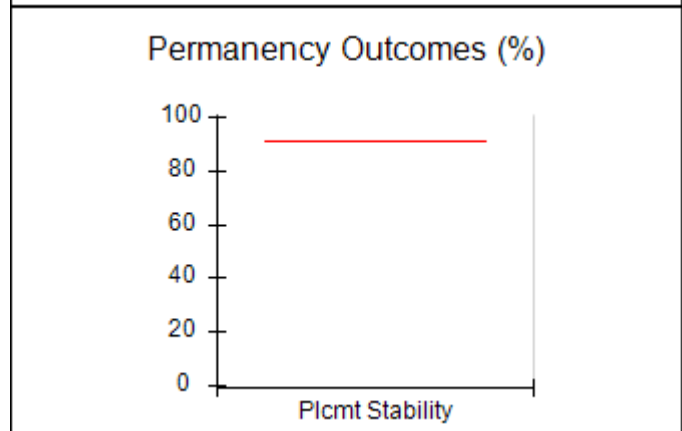
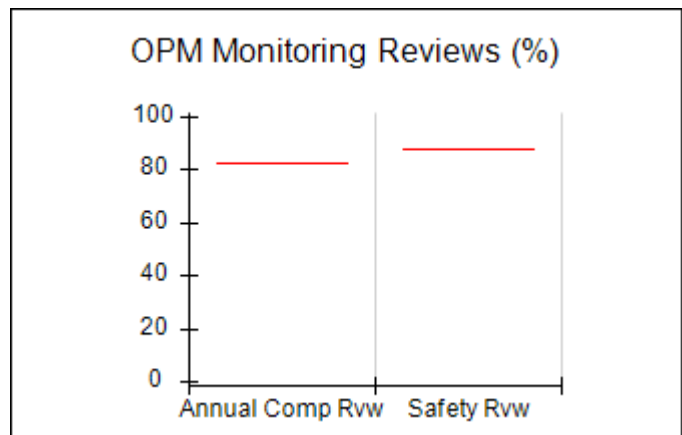
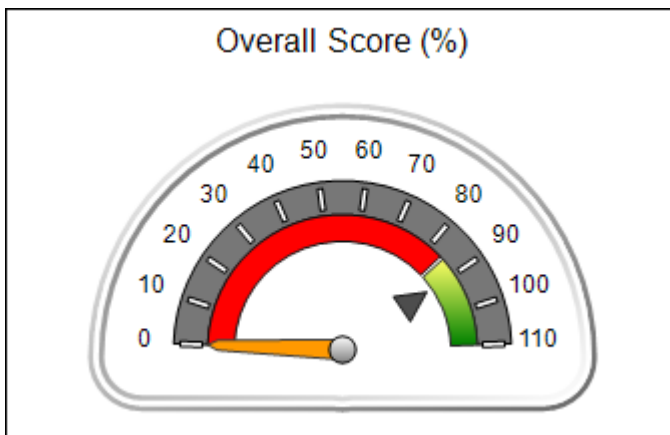


Report Quarter: Q1 FY2021

Provider/Program Name: National Youth Placement Corp, Inc. - Norcross (5323) - CPA			
4056 Wetherburn Way, Norcross, GA 30092	Quarterly Scores (Grades)		Current Quarter Score (Grade)
Phone: 678-736-4340	Q1: N/A	Q2: N/A	N/A%
Vendor ID# 155552	Q3: N/A	Q4: N/A	
# New Foster Homes During Quarter: 0	# Children in Care During Quarter: 0	# Placements During Quarter: 0	# Children in Care On Last Day: 0

Quarterly Provider Comparisons to All CPAs

▼ — indicates average for all CPAs





DHS, DFCS, Office of Provider Management
Performance-Based Placement Measures
RBWO Provider GA+SCORECARD - CPA



Report Quarter: Q1 FY2021

Provider/Program Name: National Youth Placement Corp, Inc. - Norcross (5323) - CPA				
4056 Wetherburn Way, Norcross, GA 30092		Quarterly Scores (Grades)		Current Quarter Score (Grade)
Phone: 678-736-4340		Q1: N/A	Q2: N/A	N/A% (F)
Vendor ID# 155552		Q3: N/A	Q4: N/A	
# New Foster Homes During Quarter: 0		# Children in Care During Quarter: 0	# Placements During Quarter: 0	# Children in Care On Last Day: 0
	Avg Performance All CPAs (%)	Provider Performance (%)*	Possible Points (Weight)	Provider Points Earned
OPM Monitoring Reviews				
Annual Comprehensive Reviews	83%	Not Yet Conducted		
Safety Reviews	87%	Not Yet Conducted		
Monitoring Sub-Total				0.00
CPA Safety Outcomes				
Incidence of Maltreatment	0.09%	Not Eligible		
Staff Training	93%	Not Eligible		
Staff Safety Checks	81%	Not Eligible		
Safety Sub-Total			N/A	
CPA Permanency Outcomes				
Placement Stability	91%	Not Eligible		
Permanency Sub-Total			N/A	
CPA Well-Being Outcomes				
EPSDT Medical Visits	87%	Not Eligible		
EPSDT Dental Visits	79%	Not Eligible		
Academic Supports	82%	Not Eligible		
Provider ECEM Visits	91%	Not Eligible		
Provider General Contacts	90%	Not Eligible		
Placements with Siblings	70%	Not Eligible	Not Scored	Not Scored
Placements within Legal County	15%	Not Eligible	Not Scored	Not Scored
Well-Being Sub-Total			N/A	

*Performance calculation descriptions can be found in the FY 2019 RBWO PBP Measurements and Standards Guide.

Monitoring & Outcomes: Possible Points = 0		Points Earned: N/A	
Score Before Incentives Credit			N/A
Incentives Awarded			0.00 pts
PBP Verification			N/A pts
Total Score			N/A%



DHS, DFCS, Office of Provider Management
Performance-Based Placement Measures
RBWO Provider GA+SCORECARD - CPA



Report Quarter: Q1 FY2021

Provider/Program Name: National Youth Placement Corp, Inc. - Norcross (5323) - CPA				
# New Foster Homes During Quarter: 0	# Children in Care During Quarter: 0	# Placements During Quarter: 0	# Children in Care On Last Day: 0	
CPA Incentive Credits	Avg Performance All CPAs (%)	Provider Performance (%)*	Possible Points (Weight)	Provider Points Earned
Early EPSDT Medical Visits		Not Eligible	2	
Early EPSDT Dental Visits		Not Eligible	2	
Permanency Contacts		None Planned	5	
Additional Academic Supports		Not Eligible	2	
HS Grad/GED/Prof or Trade Certificate/College		N/A	10/5/5/1	
EYSS Agreement		Not Eligible	5	
Community Connections		Not Eligible	4	
Foster Hm Retention Rate (threshold = 90)		Not Eligible	2	0.00
Foster Hm Recruitment (threshold = 100)		0%	2	0.00
Active Agency Accreditation		0%	4	0.00
Staff Clinical Licensure		0%	5	0.00
Incentives Total	5.25			0.00
Maximum total combined incentive credit allowed is 10 points.			Incentives Awarded	0.00
*Performance calculation descriptions can be found in the FY 2019 RBWO PBP Measurements and Standards Guide.				

Child Protective Services Investigations and Dispositions		
The following investigations data, which is not used for scoring but is considered significant to a provider's performance, is from Georgia SHINES and is not considered final or complete until the end of the fiscal year.		
Total Reports:	0	
Number Screened In:	0	
Number Screened Out:	0	
Number Substantiated:	0	
Number Unsubstantiated:	0	
Number Active CPS Investigations:	0	



DHS, DFCS, Office of Provider Management
Performance-Based Placement Measures
RBWO Provider GA+SCORECARD - CPA

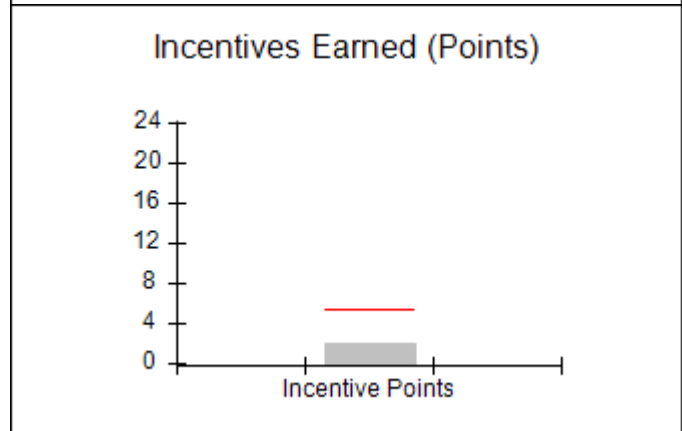
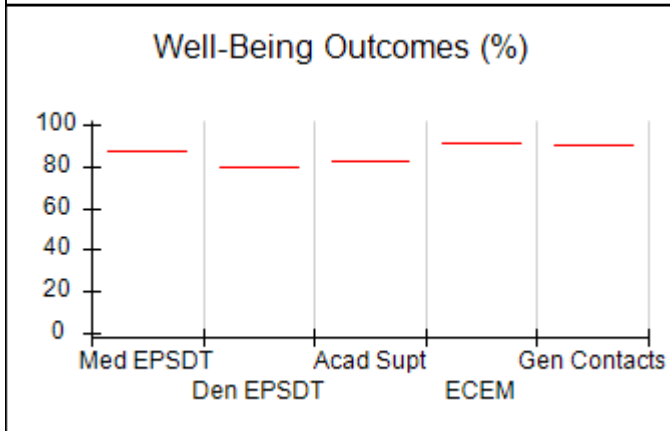
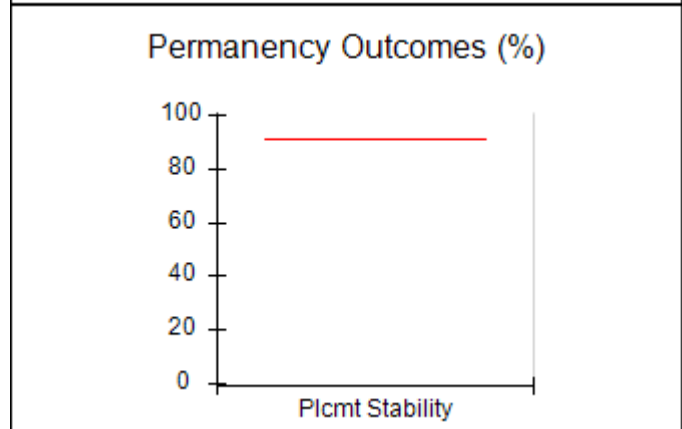
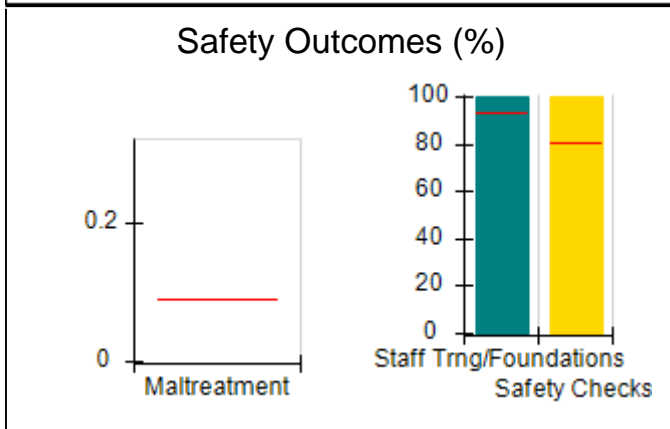
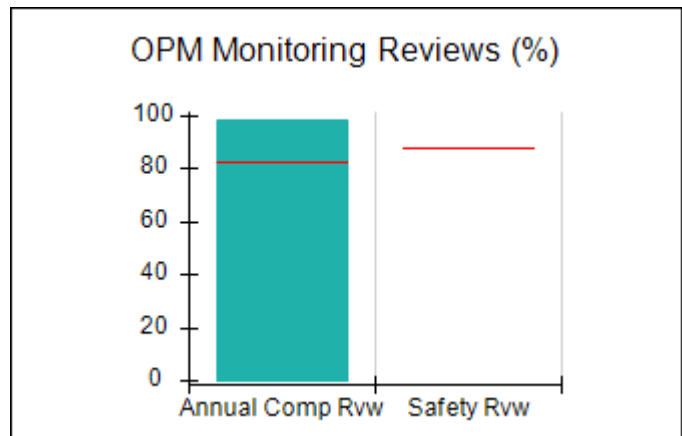
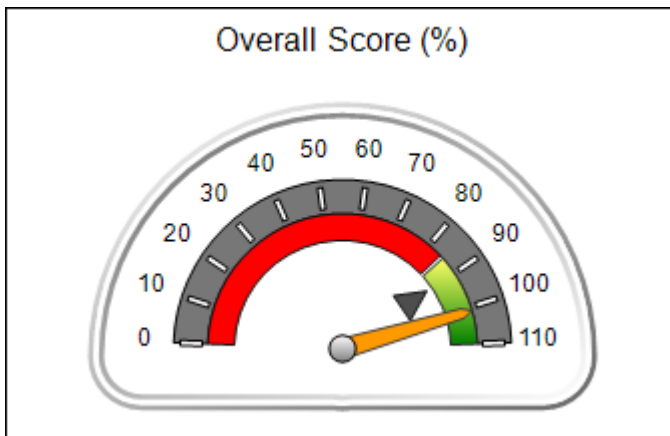


Report Quarter: Q1 FY2021

Provider/Program Name: Neighbor to Family - Chatham County (4960) - CPA			
801 Green St., Augusta, GA 30901	Quarterly Scores (Grades)		Current Quarter Score (Grade)
Phone: 706-396-2180	Q1: 101.07 (A+)	Q2: (N/A)	101.07% (A+)
Vendor ID# 89583	Q3: (N/A)	Q4: (N/A)	
# New Foster Homes During Quarter: 0	# Children in Care During Quarter: 0	# Placements During Quarter: 0	# Children in Care On Last Day: 0

Quarterly Provider Comparisons to All CPAs

▼ — indicates average for all CPAs





DHS, DFCS, Office of Provider Management
Performance-Based Placement Measures
RBWO Provider GA+SCORECARD - CPA



Report Quarter: Q1 FY2021

Provider/Program Name: Neighbor to Family - Chatham County (4960) - CPA					
801 Green St., Augusta, GA 30901		Quarterly Scores (Grades)		Current Quarter Score (Grade)	
Phone: 706-396-2180		Q1: 101.07 (A+)	Q2: (N/A)	101.07% (A+)	
Vendor ID# 89583		Q3: (N/A)	Q4: (N/A)		
# New Foster Homes During Quarter: 0		# Children in Care During Quarter: 0	# Placements During Quarter: 0	# Children in Care On Last Day: 0	
		Avg Performance All CPAs (%)	Provider Performance (%)*	Possible Points (Weight)	Provider Points Earned
OPM Monitoring Reviews					
Annual Comprehensive Reviews		83%	98%	25	24.58
Safety Reviews		87%	Not Yet Conducted		
Monitoring Sub-Total				25	24.58
CPA Safety Outcomes					
Incidence of Maltreatment		0.09%	Not Eligible		
Staff Training		93%	100%	10	10.00
Staff Safety Checks		81%	100%	10	10.00
Safety Sub-Total				20	20.00
CPA Permanency Outcomes					
Placement Stability		91%	Not Eligible		
Permanency Sub-Total				N/A	
CPA Well-Being Outcomes					
EPSDT Medical Visits		87%	Not Eligible		
EPSDT Dental Visits		79%	Not Eligible		
Academic Supports		82%	Not Eligible		
Provider ECEM Visits		91%	Not Eligible		
Provider General Contacts		90%	Not Eligible		
Placements with Siblings		70%	Not Eligible	Not Scored	Not Scored
Placements within Legal County		15%	Not Eligible	Not Scored	Not Scored
Well-Being Sub-Total				N/A	

*Performance calculation descriptions can be found in the FY 2019 RBWO PBP Measurements and Standards Guide.

Monitoring & Outcomes: Possible Points = 45		Points Earned: 44.58	
		Score Before Incentives Credit	99.07%
		Incentives Awarded	2.00 pts
		PBP Verification	N/A pts
		Total Score	101.07%



DHS, DFCS, Office of Provider Management
Performance-Based Placement Measures
RBWO Provider GA+SCORECARD - CPA



Report Quarter: Q1 FY2021

Provider/Program Name: Neighbor to Family - Chatham County (4960) - CPA				
# New Foster Homes During Quarter: 0		# Children in Care During Quarter: 0	# Placements During Quarter: 0	# Children in Care On Last Day: 0
CPA Incentive Credits	Avg Performance All CPAs (%)	Provider Performance (%)*	Possible Points (Weight)	Provider Points Earned
Early EPSDT Medical Visits		Not Eligible	2	
Early EPSDT Dental Visits		Not Eligible	2	
Permanency Contacts		None Planned	5	
Additional Academic Supports		Not Eligible	2	
HS Grad/GED/Prof or Trade Certificate/College		N/A	10/5/5/1	
EYSS Agreement		Not Eligible	5	
Community Connections		Not Eligible	4	
Foster Hm Retention Rate (threshold = 90)		Not Eligible	2	0.00
Foster Hm Recruitment (threshold = 100)		0%	2	0.00
Active Agency Accreditation		50%	4	2.00
Staff Clinical Licensure		0%	5	0.00
Incentives Total	5.25			2.00
Maximum total combined incentive credit allowed is 10 points.			Incentives Awarded	2.00

*Performance calculation descriptions can be found in the FY 2019 RBWO PBP Measurements and Standards Guide.

Child Protective Services Investigations and Dispositions	
The following investigations data, which is not used for scoring but is considered significant to a provider's performance, is from Georgia SHINES and is not considered final or complete until the end of the fiscal year.	
Total Reports:	0
Number Screened In:	0
Number Screened Out:	0
Number Substantiated:	0
Number Unsubstantiated:	0
Number Active CPS Investigations:	0



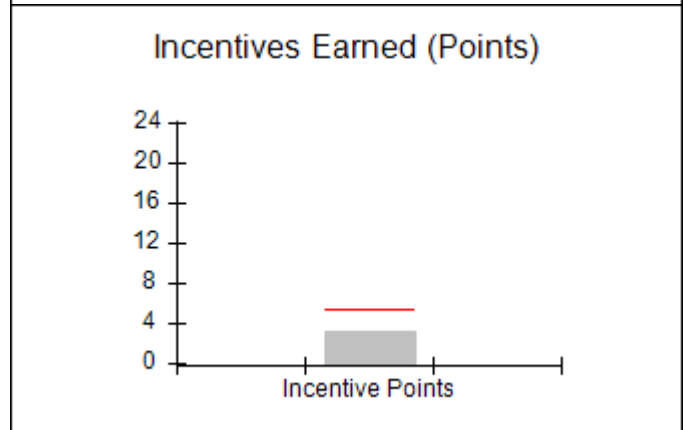
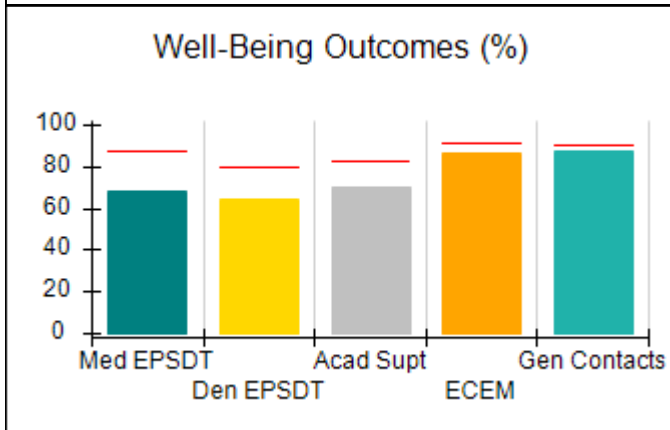
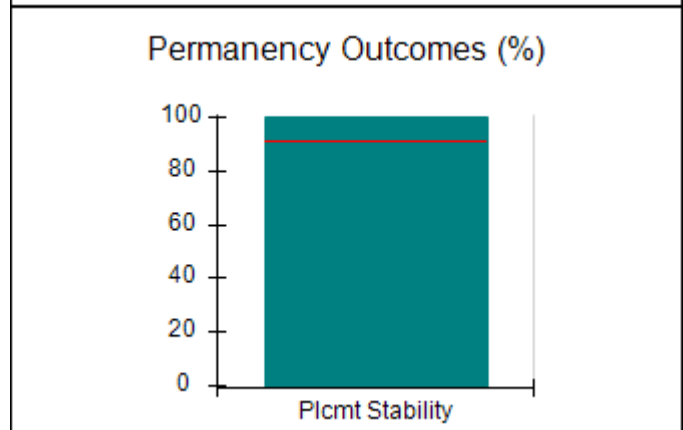
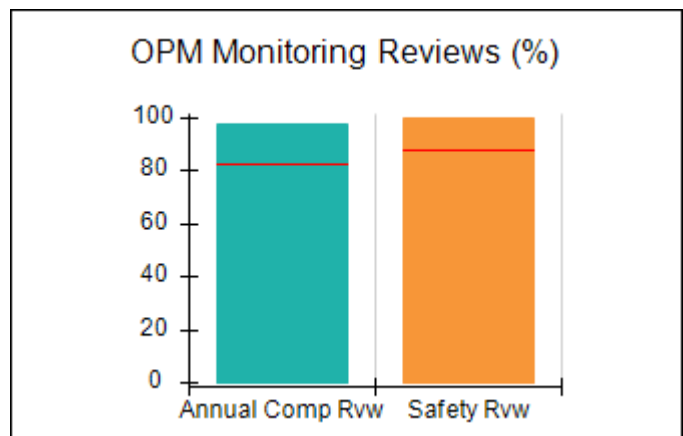
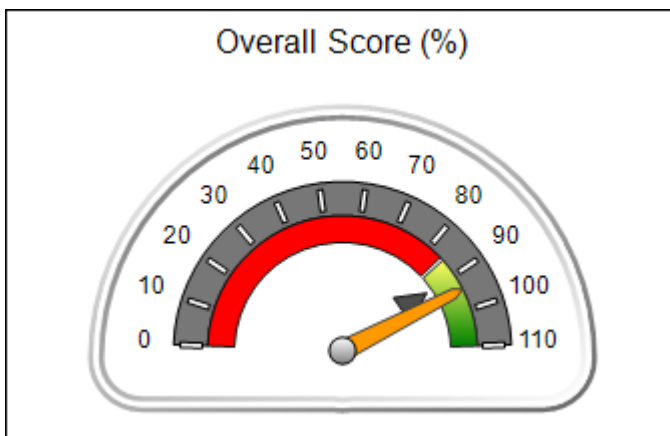
DHS, DFCS, Office of Provider Management
Performance-Based Placement Measures
RBWO Provider GA+SCORECARD - CPA



Report Quarter: Q1 FY2021

Provider/Program Name: Neighbor to Family - Dekalb County (1031) - CPA			
2075 West Park Place Blvd., Stone Mountain, GA 30087	Quarterly Scores (Grades)		Current Quarter Score (Grade)
Phone: (770) 465-5170	Q1: 94.34 (A)	Q2: (N/A)	94.34% (A)
Vendor ID# 35503	Q3: (N/A)	Q4: (N/A)	
# New Foster Homes During Quarter: 0	# Children in Care During Quarter: 27	# Placements During Quarter: 28	# Children in Care On Last Day: 24
Quarterly Provider Comparisons to All CPAs			

▼ — indicates average for all CPAs





DHS, DFCS, Office of Provider Management
Performance-Based Placement Measures
RBWO Provider GA+SCORECARD - CPA



Report Quarter: Q1 FY2021

Provider/Program Name: Neighbor to Family - Dekalb County (1031) - CPA				
2075 West Park Place Blvd., Stone Mountain, GA 30087		Quarterly Scores (Grades)		Current Quarter Score (Grade)
Phone: (770) 465-5170		Q1: 94.34 (A)	Q2: (N/A)	94.34% (A)
Vendor ID# 35503		Q3: (N/A)	Q4: (N/A)	
# New Foster Homes During Quarter: 0	# Children in Care During Quarter: 27	# Placements During Quarter: 28	# Children in Care On Last Day: 24	
	Avg Performance All CPAs (%)	Provider Performance (%)*	Possible Points (Weight)	Provider Points Earned
OPM Monitoring Reviews				
Annual Comprehensive Reviews	83%	97%	25	24.29
Safety Reviews	87%	100%	15	15.00
Monitoring Sub-Total			40	39.29
CPA Safety Outcomes				
Incidence of Maltreatment	0.09%	No Substantiated Reports	10	10.00
Staff Training	93%	75%	5	3.75
Staff Safety Checks	81%	75%	5	3.75
Safety Sub-Total			20	17.50
CPA Permanency Outcomes				
Placement Stability	91%	100%	15	15.00
Permanency Sub-Total			15	15.00
CPA Well-Being Outcomes				
EPSDT Medical Visits	87%	68%	4	2.72
EPSDT Dental Visits	79%	64%	4	2.56
Academic Supports	82%	70%	3	2.10
Provider ECEM Visits	91%	86%	7	6.02
Provider General Contacts	90%	87%	7	6.09
Placements with Siblings	70%	68%	Not Scored	Not Scored
Placements within Legal County	15%	0%	Not Scored	Not Scored
Well-Being Sub-Total			25	19.49
*Performance calculation descriptions can be found in the FY 2019 RBWO PBP Measurements and Standards Guide.				
Monitoring & Outcomes: Possible Points = 100			Points Earned: 91.28	
Score Before Incentives Credit				91.28%
Incentives Awarded				3.06 pts
PBP Verification				N/A pts
Total Score				94.34%



DHS, DFCS, Office of Provider Management
Performance-Based Placement Measures
RBWO Provider GA+SCORECARD - CPA



Report Quarter: Q1 FY2021

Provider/Program Name: Neighbor to Family - Dekalb County (1031) - CPA				
# New Foster Homes During Quarter: 0	# Children in Care During Quarter: 27	# Placements During Quarter: 28	# Children in Care On Last Day: 24	
CPA Incentive Credits	Avg Performance All CPAs (%)	Provider Performance (%)*	Possible Points (Weight)	Provider Points Earned
Early EPSDT Medical Visits		30%	2	0.60
Early EPSDT Dental Visits		21%	2	0.42
Permanency Contacts		0%	5	0.00
Additional Academic Supports		2%	2	0.04
HS Grad/GED/Prof or Trade Certificate/College		N/A	10/5/5/1	
EYSS Agreement		Not Eligible	5	
Community Connections		0%	4	0.00
Foster Hm Retention Rate (threshold = 90)		60%	2	0.00
Foster Hm Recruitment (threshold = 100)		0%	2	0.00
Active Agency Accreditation		50%	4	2.00
Staff Clinical Licensure		0%	5	0.00
Incentives Total	5.25			3.06
Maximum total combined incentive credit allowed is 10 points.			Incentives Awarded	3.06
*Performance calculation descriptions can be found in the FY 2019 RBWO PBP Measurements and Standards Guide.				

Child Protective Services Investigations and Dispositions	
The following investigations data, which is not used for scoring but is considered significant to a provider's performance, is from Georgia SHINES and is not considered final or complete until the end of the fiscal year.	
Total Reports:	1
Number Screened In:	0
Number Screened Out:	1
Number Substantiated:	0
Number Unsubstantiated:	0
Number Active CPS Investigations:	0



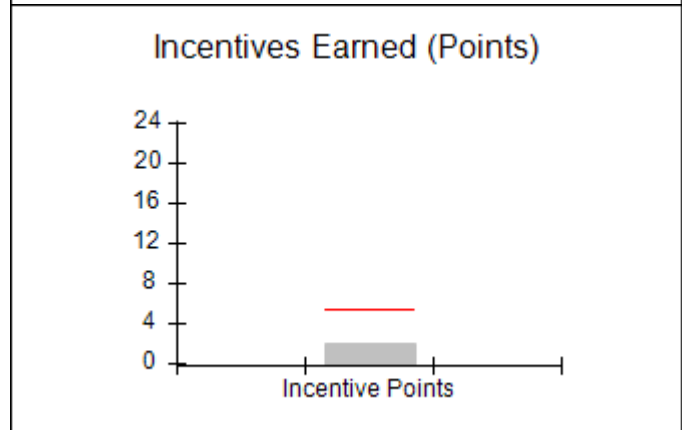
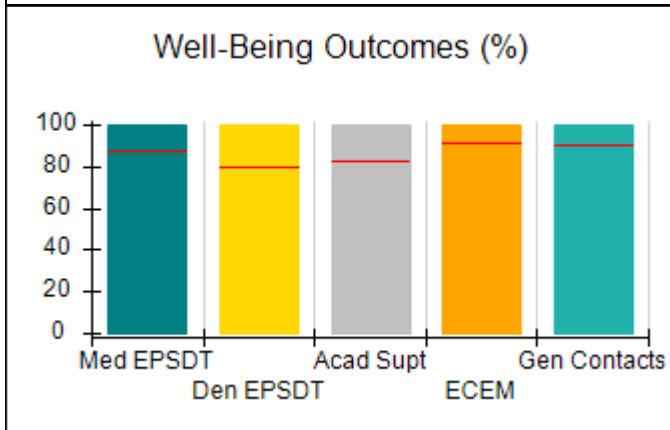
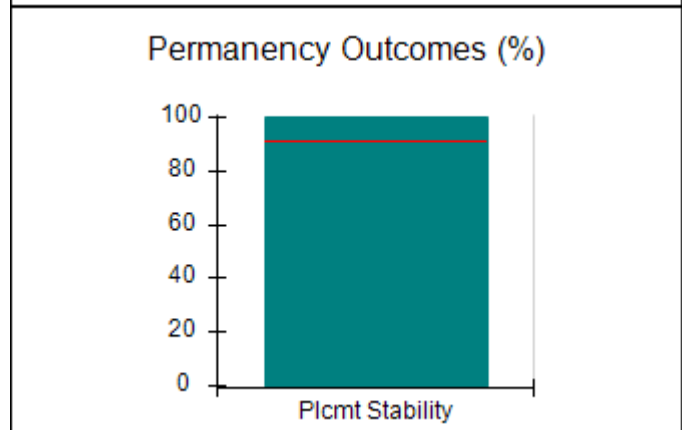
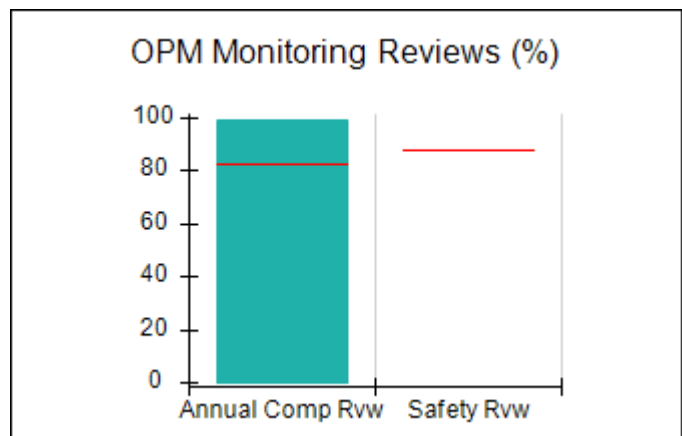
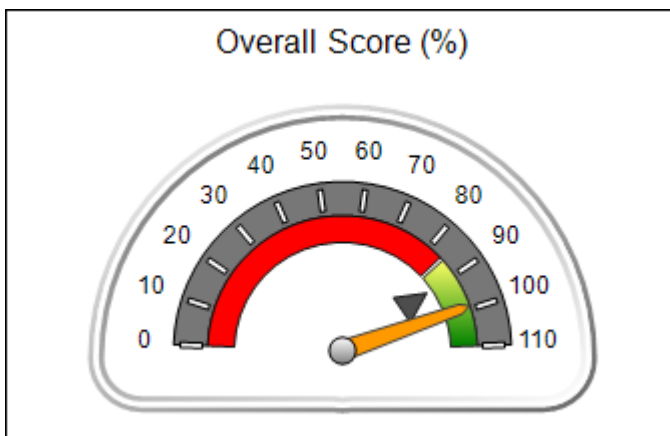
DHS, DFCS, Office of Provider Management
Performance-Based Placement Measures
RBWO Provider GA+SCORECARD - CPA



Report Quarter: Q1 FY2021

Provider/Program Name: Neighbor to Family - Douglas County (1033) - CPA			
2075 West Park Place Blvd., Stone Mountain, GA 30087	Quarterly Scores (Grades)		Current Quarter Score (Grade)
Phone: 770-465-5170	Q1: 99.18 (A+)	Q2: (N/A)	99.18% (A+)
Vendor ID# 35502	Q3: (N/A)	Q4: (N/A)	
# New Foster Homes During Quarter: 0	# Children in Care During Quarter: 2	# Placements During Quarter: 2	# Children in Care On Last Day: 2
Quarterly Provider Comparisons to All CPAs			

▼ — indicates average for all CPAs





DHS, DFCS, Office of Provider Management
Performance-Based Placement Measures
RBWO Provider GA+SCORECARD - CPA



Report Quarter: Q1 FY2021

Provider/Program Name: Neighbor to Family - Douglas County (1033) - CPA				
2075 West Park Place Blvd., Stone Mountain, GA 30087	Quarterly Scores (Grades)		Current Quarter Score (Grade)	
Phone: 770-465-5170	Q1: 99.18 (A+)	Q2: (N/A)	99.18%	
Vendor ID# 35502	Q3: (N/A)	Q4: (N/A)	(A+)	
# New Foster Homes During Quarter: 0	# Children in Care During Quarter: 2	# Placements During Quarter: 2	# Children in Care On Last Day: 2	
	Avg Performance All CPAs (%)	Provider Performance (%)*	Possible Points (Weight)	Provider Points Earned
OPM Monitoring Reviews				
Annual Comprehensive Reviews	83%	99%	25	24.75
Safety Reviews	87%	Not Yet Conducted		
Monitoring Sub-Total			25	24.75
CPA Safety Outcomes				
Incidence of Maltreatment	0.09%	No Substantiated Reports	10	10.00
Staff Training	93%	86%	5	4.30
Staff Safety Checks	81%	71%	5	3.55
Safety Sub-Total			20	17.85
CPA Permanency Outcomes				
Placement Stability	91%	100%	15	15.00
Permanency Sub-Total			15	15.00
CPA Well-Being Outcomes				
EPSDT Medical Visits	87%	100%	4	4.00
EPSDT Dental Visits	79%	100%	4	4.00
Academic Supports	82%	100%	3	3.00
Provider ECEM Visits	91%	100%	7	7.00
Provider General Contacts	90%	100%	7	7.00
Placements with Siblings	70%	Not Eligible	Not Scored	Not Scored
Placements within Legal County	15%	Not Eligible	Not Scored	Not Scored
Well-Being Sub-Total			25	25.00
*Performance calculation descriptions can be found in the FY 2019 RBWO PBP Measurements and Standards Guide.				
Monitoring & Outcomes: Possible Points = 85			Points Earned: 82.60	
Score Before Incentives Credit			97.18%	
Incentives Awarded			2.00 pts	
PBP Verification			N/A pts	
Total Score			99.18%	



DHS, DFCS, Office of Provider Management
Performance-Based Placement Measures
RBWO Provider GA+SCORECARD - CPA



Report Quarter: Q1 FY2021

Provider/Program Name: Neighbor to Family - Douglas County (1033) - CPA				
# New Foster Homes During Quarter: 0	# Children in Care During Quarter: 2	# Placements During Quarter: 2	# Children in Care On Last Day: 2	
CPA Incentive Credits	Avg Performance All CPAs (%)	Provider Performance (%)*	Possible Points (Weight)	Provider Points Earned
Early EPSDT Medical Visits		Not Eligible	2	
Early EPSDT Dental Visits		Not Eligible	2	
Permanency Contacts		0%	5	0.00
Additional Academic Supports		0%	2	0.00
HS Grad/GED/Prof or Trade Certificate/College		N/A	10/5/5/1	
EYSS Agreement		Not Eligible	5	
Community Connections		0%	4	0.00
Foster Hm Retention Rate (threshold = 90)		100%	2	2.00
Foster Hm Recruitment (threshold = 100)		0%	2	0.00
Active Agency Accreditation		0%	4	0.00
Staff Clinical Licensure		0%	5	0.00
Incentives Total	5.25			2.00
Maximum total combined incentive credit allowed is 10 points.			Incentives Awarded	2.00
*Performance calculation descriptions can be found in the FY 2019 RBWO PBP Measurements and Standards Guide.				

Child Protective Services Investigations and Dispositions		
The following investigations data, which is not used for scoring but is considered significant to a provider's performance, is from Georgia SHINES and is not considered final or complete until the end of the fiscal year.		
Total Reports:	0	
Number Screened In:	0	
Number Screened Out:	0	
Number Substantiated:	0	
Number Unsubstantiated:	0	
Number Active CPS Investigations:	0	



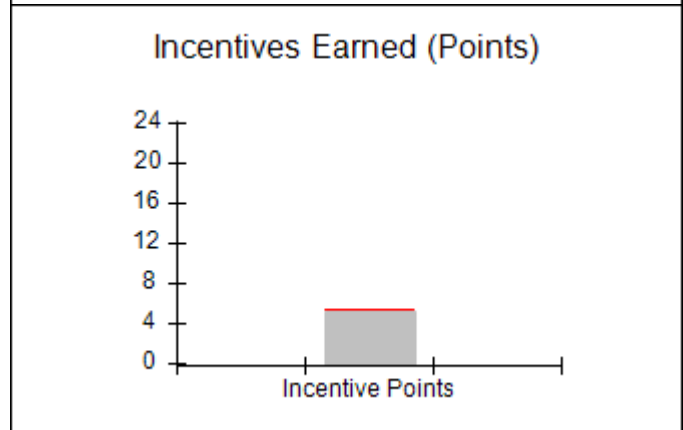
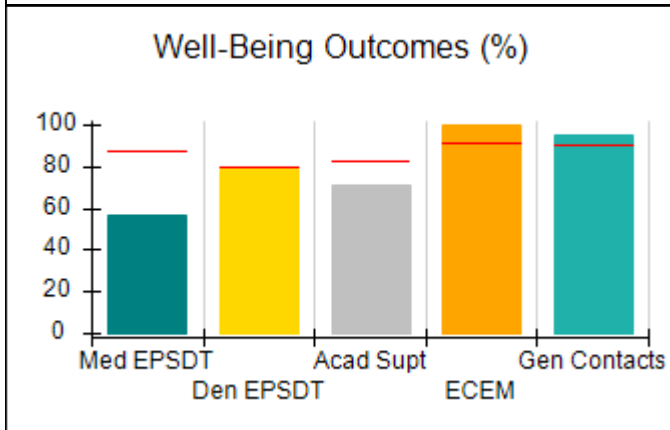
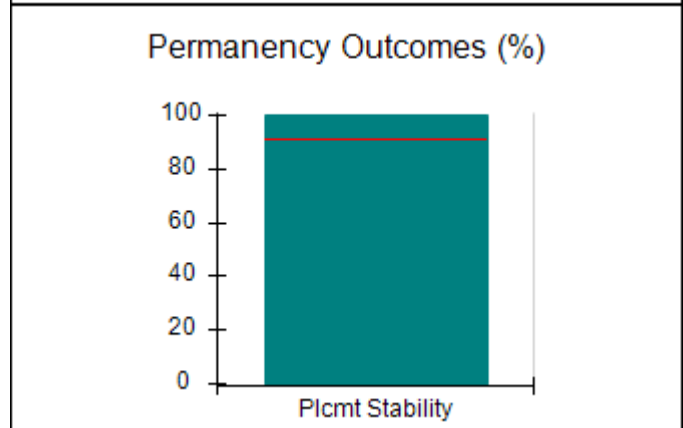
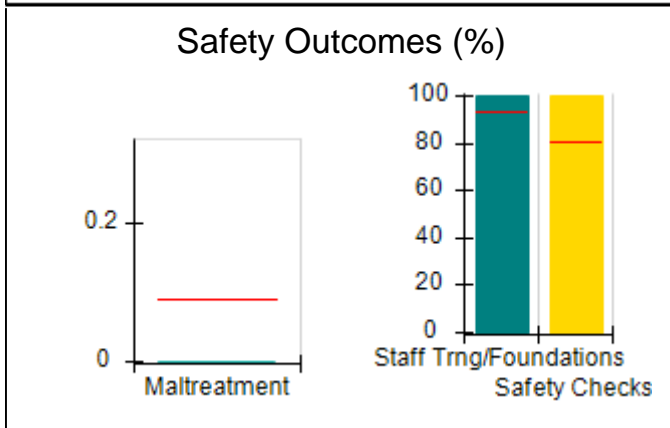
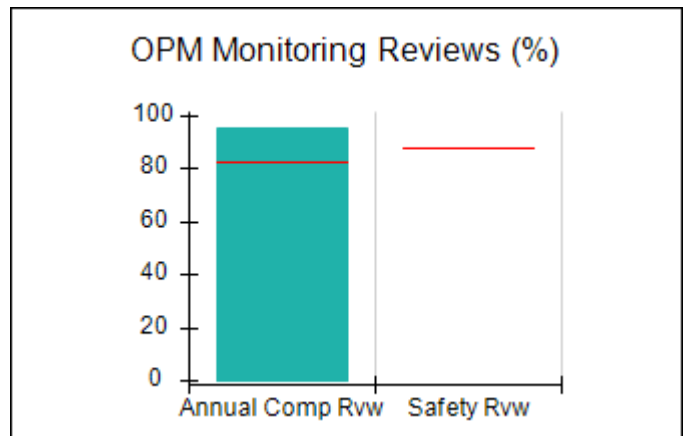
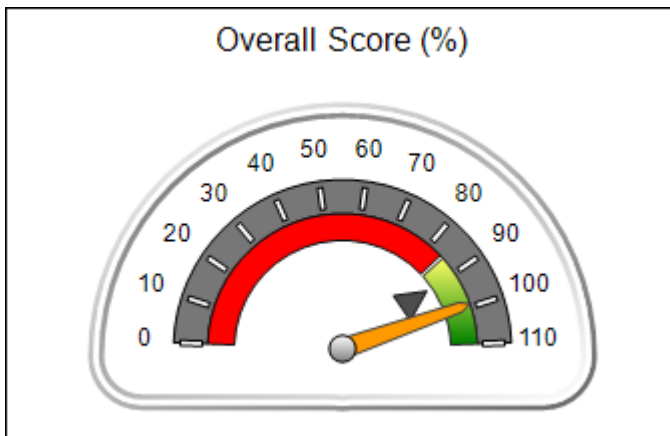
DHS, DFCS, Office of Provider Management
Performance-Based Placement Measures
RBWO Provider GA+SCORECARD - CPA



Report Quarter: Q1 FY2021

Provider/Program Name: Neighbor to Family - Fulton County (774) - CPA			
2075 West Park Place Blvd., Stone Mountain, GA 30087	Quarterly Scores (Grades)		Current Quarter Score (Grade)
Phone: 770-465-5170	Q1: 99.20 (A+)	Q2: (N/A)	99.20% (A+)
Vendor ID# 35505	Q3: (N/A)	Q4: (N/A)	
# New Foster Homes During Quarter: 0	# Children in Care During Quarter: 18	# Placements During Quarter: 18	# Children in Care On Last Day: 13
Quarterly Provider Comparisons to All CPAs			

▼ — indicates average for all CPAs





DHS, DFCS, Office of Provider Management
Performance-Based Placement Measures
RBWO Provider GA+SCORECARD - CPA



Report Quarter: Q1 FY2021

Provider/Program Name: Neighbor to Family - Fulton County (774) - CPA				
2075 West Park Place Blvd., Stone Mountain, GA 30087		Quarterly Scores (Grades)		Current Quarter Score (Grade)
Phone: 770-465-5170		Q1: 99.20 (A+)	Q2: (N/A)	99.20% (A+)
Vendor ID# 35505		Q3: (N/A)	Q4: (N/A)	
# New Foster Homes During Quarter: 0	# Children in Care During Quarter: 18	# Placements During Quarter: 18	# Children in Care On Last Day: 13	
	Avg Performance All CPAs (%)	Provider Performance (%)*	Possible Points (Weight)	Provider Points Earned
OPM Monitoring Reviews				
Annual Comprehensive Reviews	83%	95%	25	23.73
Safety Reviews	87%	Not Yet Conducted		
Monitoring Sub-Total			25	23.73
CPA Safety Outcomes				
Incidence of Maltreatment	0.09%	No Substantiated Reports	10	10.00
Staff Training	93%	100%	5	5.00
Staff Safety Checks	81%	100%	5	5.00
Safety Sub-Total			20	20.00
CPA Permanency Outcomes				
Placement Stability	91%	100%	15	15.00
Permanency Sub-Total			15	15.00
CPA Well-Being Outcomes				
EPSDT Medical Visits	87%	57%	4	2.28
EPSDT Dental Visits	79%	79%	4	3.16
Academic Supports	82%	71%	3	2.13
Provider ECEM Visits	91%	100%	7	7.00
Provider General Contacts	90%	95%	7	6.65
Placements with Siblings	70%	0%	Not Scored	Not Scored
Placements within Legal County	15%	0%	Not Scored	Not Scored
Well-Being Sub-Total			25	21.22
*Performance calculation descriptions can be found in the FY 2019 RBWO PBP Measurements and Standards Guide.				
Monitoring & Outcomes: Possible Points = 85			Points Earned: 79.95	
Score Before Incentives Credit				94.06%
Incentives Awarded				5.14 pts
PBP Verification				N/A pts
Total Score				99.20%



DHS, DFCS, Office of Provider Management
Performance-Based Placement Measures
RBWO Provider GA+SCORECARD - CPA



Report Quarter: Q1 FY2021

Provider/Program Name: Neighbor to Family - Fulton County (774) - CPA

# New Foster Homes During Quarter: 0		# Children in Care During Quarter: 18	# Placements During Quarter: 18	# Children in Care On Last Day: 13
CPA Incentive Credits	Avg Performance All CPAs (%)	Provider Performance (%)*	Possible Points (Weight)	Provider Points Earned
Early EPSDT Medical Visits		0%	2	0.00
Early EPSDT Dental Visits		57%	2	1.14
Permanency Contacts		0%	5	0.00
Additional Academic Supports		0%	2	0.00
HS Grad/GED/Prof or Trade Certificate/College		N/A	10/5/5/1	
EYSS Agreement		Not Eligible	5	
Community Connections		0%	4	0.00
Foster Hm Retention Rate (threshold = 90)		100%	2	2.00
Foster Hm Recruitment (threshold = 100)		0%	2	0.00
Active Agency Accreditation		50%	4	2.00
Staff Clinical Licensure		0%	5	0.00
Incentives Total	5.25			5.14
Maximum total combined incentive credit allowed is 10 points.			Incentives Awarded	5.14

*Performance calculation descriptions can be found in the FY 2019 RBWO PBP Measurements and Standards Guide.

Child Protective Services Investigations and Dispositions	
The following investigations data, which is not used for scoring but is considered significant to a provider's performance, is from Georgia SHINES and is not considered final or complete until the end of the fiscal year.	
Total Reports:	0
Number Screened In:	0
Number Screened Out:	0
Number Substantiated:	0
Number Unsubstantiated:	0
Number Active CPS Investigations:	0



DHS, DFCS, Office of Provider Management
Performance-Based Placement Measures
RBWO Provider GA+SCORECARD - CPA

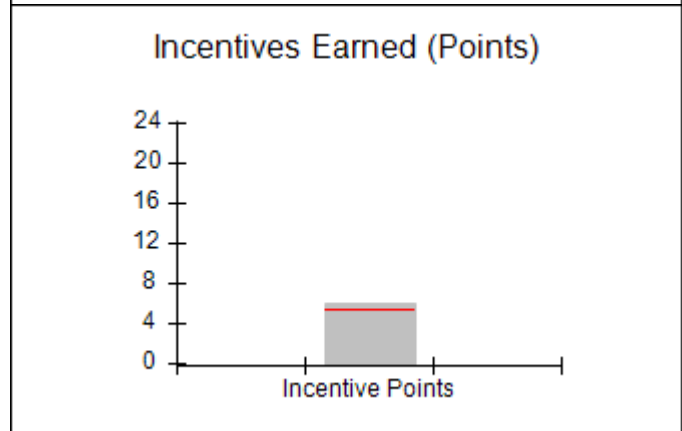
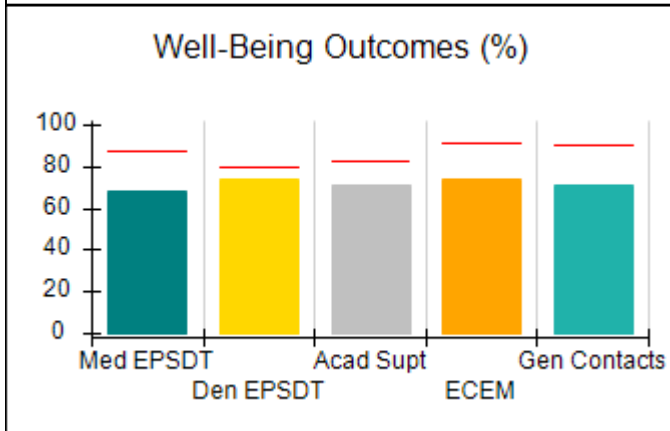
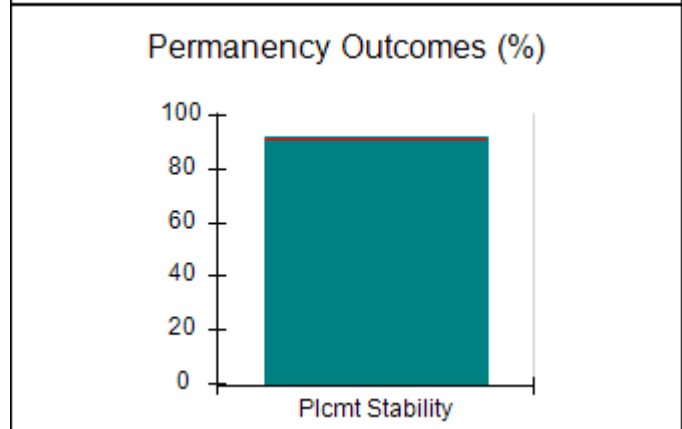
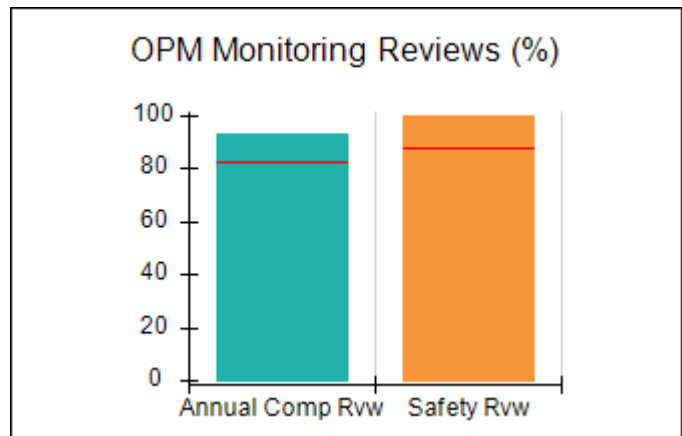
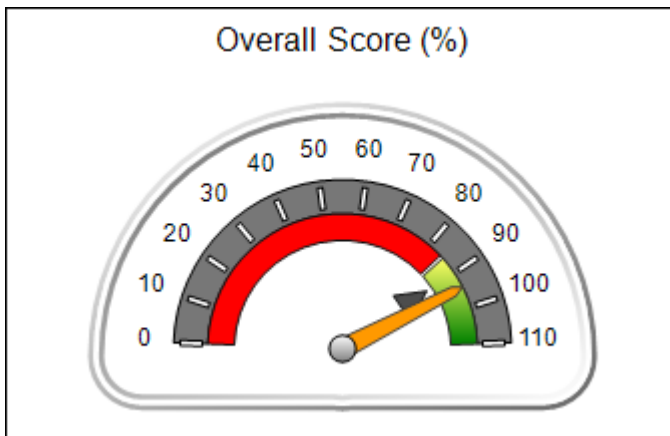


Report Quarter: Q1 FY2021

Provider/Program Name: Neighbor to Family - Gwinnett County (1032) - CPA			
2075 W Park Pl., Stone Mountain, GA 30087	Quarterly Scores (Grades)		Current Quarter Score (Grade)
Phone: 770-465-5170	Q1: 94.28 (A)	Q2: (N/A)	94.28% (A)
Vendor ID# 35504	Q3: (N/A)	Q4: (N/A)	
# New Foster Homes During Quarter: 0	# Children in Care During Quarter: 26	# Placements During Quarter: 27	# Children in Care On Last Day: 19

Quarterly Provider Comparisons to All CPAs

▼ — indicates average for all CPAs





DHS, DFCS, Office of Provider Management
Performance-Based Placement Measures
RBWO Provider GA+SCORECARD - CPA



Report Quarter: Q1 FY2021

Provider/Program Name: Neighbor to Family - Gwinnett County (1032) - CPA				
2075 W Park Pl., Stone Mountain, GA 30087	Quarterly Scores (Grades)		Current Quarter Score (Grade)	
Phone: 770-465-5170	Q1: 94.28 (A)	Q2: (N/A)	94.28% (A)	
Vendor ID# 35504	Q3: (N/A)	Q4: (N/A)		
# New Foster Homes During Quarter: 0	# Children in Care During Quarter: 26	# Placements During Quarter: 27	# Children in Care On Last Day: 19	
	Avg Performance All CPAs (%)	Provider Performance (%)*	Possible Points (Weight)	Provider Points Earned
OPM Monitoring Reviews				
Annual Comprehensive Reviews	83%	93%	25	23.14
Safety Reviews	87%	100%	15	15.00
Monitoring Sub-Total			40	38.14
CPA Safety Outcomes				
Incidence of Maltreatment	0.09%	No Substantiated Reports	10	10.00
Staff Training	93%	100%	5	5.00
Staff Safety Checks	81%	67%	5	3.35
Safety Sub-Total			20	18.35
CPA Permanency Outcomes				
Placement Stability	91%	92%	15	13.80
Permanency Sub-Total			15	13.80
CPA Well-Being Outcomes				
EPSDT Medical Visits	87%	68%	4	2.72
EPSDT Dental Visits	79%	74%	4	2.96
Academic Supports	82%	71%	3	2.13
Provider ECEM Visits	91%	74%	7	5.18
Provider General Contacts	90%	71%	7	4.97
Placements with Siblings	70%	100%	Not Scored	Not Scored
Placements within Legal County	15%	Not Eligible	Not Scored	Not Scored
Well-Being Sub-Total			25	17.96
*Performance calculation descriptions can be found in the FY 2019 RBWO PBP Measurements and Standards Guide.				
Monitoring & Outcomes: Possible Points = 100			Points Earned: 88.25	
Score Before Incentives Credit				88.25%
Incentives Awarded				6.03 pts
PBP Verification				N/A pts
Total Score				94.28%



DHS, DFCS, Office of Provider Management
Performance-Based Placement Measures
RBWO Provider GA+SCORECARD - CPA



Report Quarter: Q1 FY2021

Provider/Program Name: Neighbor to Family - Gwinnett County (1032) - CPA				
# New Foster Homes During Quarter: 0	# Children in Care During Quarter: 26	# Placements During Quarter: 27	# Children in Care On Last Day: 19	
CPA Incentive Credits	Avg Performance All CPAs (%)	Provider Performance (%)*	Possible Points (Weight)	Provider Points Earned
Early EPSDT Medical Visits		29%	2	0.58
Early EPSDT Dental Visits		50%	2	1.00
Permanency Contacts		9%	5	0.45
Additional Academic Supports		0%	2	0.00
HS Grad/GED/Prof or Trade Certificate/College		N/A	10/5/5/1	
EYSS Agreement		Not Eligible	5	
Community Connections		0%	4	0.00
Foster Hm Retention Rate (threshold = 90)		100%	2	2.00
Foster Hm Recruitment (threshold = 100)		0%	2	0.00
Active Agency Accreditation		50%	4	2.00
Staff Clinical Licensure		0%	5	0.00
Incentives Total	5.25			6.03
Maximum total combined incentive credit allowed is 10 points.			Incentives Awarded	6.03
*Performance calculation descriptions can be found in the FY 2019 RBWO PBP Measurements and Standards Guide.				

Child Protective Services Investigations and Dispositions	
The following investigations data, which is not used for scoring but is considered significant to a provider's performance, is from Georgia SHINES and is not considered final or complete until the end of the fiscal year.	
Total Reports:	0
Number Screened In:	0
Number Screened Out:	0
Number Substantiated:	0
Number Unsubstantiated:	0
Number Active CPS Investigations:	0



DHS, DFCS, Office of Provider Management
Performance-Based Placement Measures
RBWO Provider GA+SCORECARD - CPA

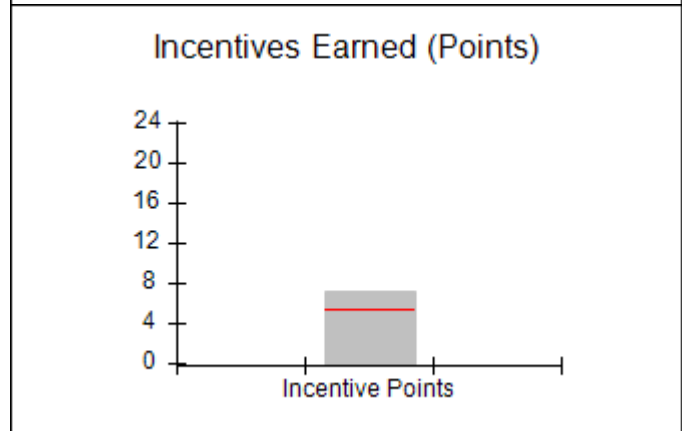
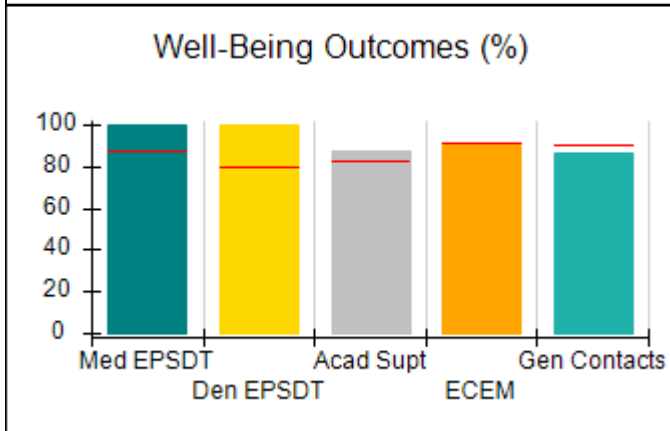
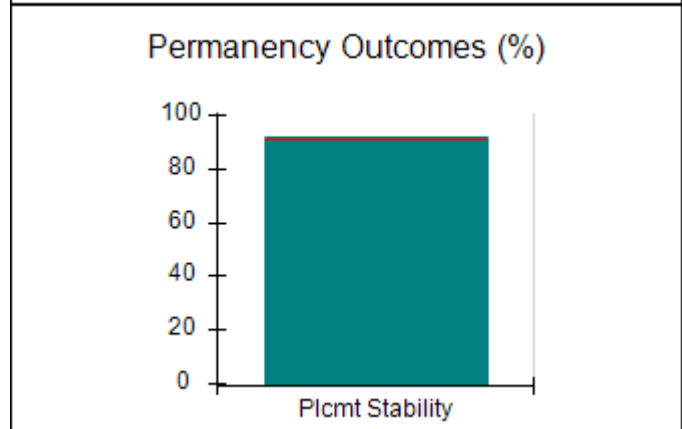
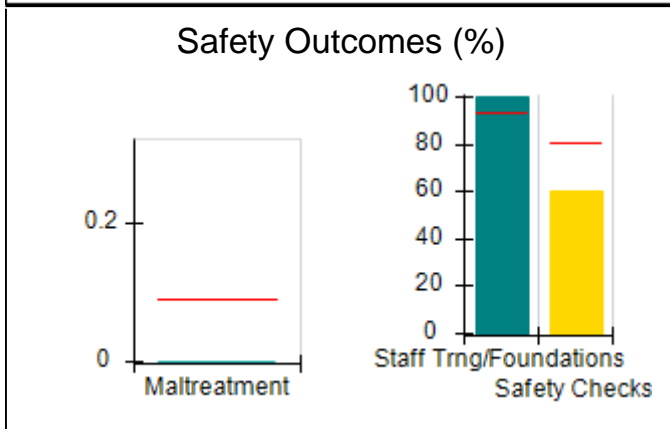
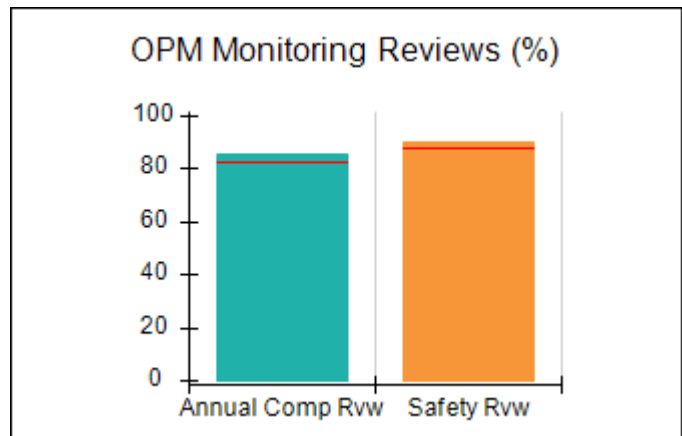
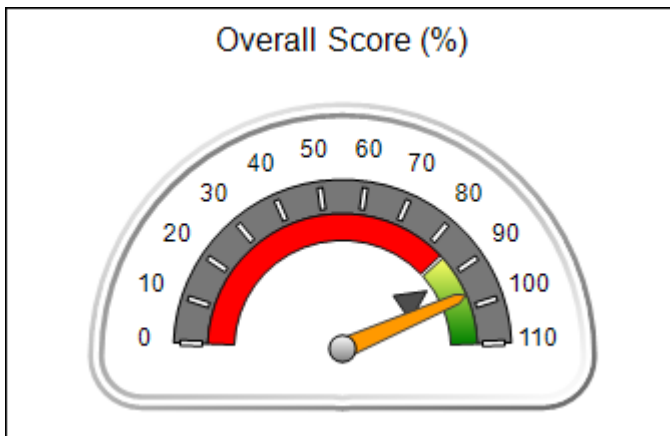


Report Quarter: Q1 FY2021

Provider/Program Name: Neighbor to Family - Henry County (1035) - CPA			
3000 Corporate Center Dr, Morrow, GA 30260	Quarterly Scores (Grades)		Current Quarter Score (Grade)
Phone: 678-422-9770	Q1: 96.66 (A)	Q2: (N/A)	96.66% (A)
Vendor ID# 62038	Q3: (N/A)	Q4: (N/A)	
# New Foster Homes During Quarter: 0	# Children in Care During Quarter: 13	# Placements During Quarter: 13	# Children in Care On Last Day: 11

Quarterly Provider Comparisons to All CPAs

▼ — indicates average for all CPAs





DHS, DFCS, Office of Provider Management
Performance-Based Placement Measures
RBWO Provider GA+SCORECARD - CPA



Report Quarter: Q1 FY2021

Provider/Program Name: Neighbor to Family - Henry County (1035) - CPA				
3000 Corporate Center Dr, Morrow, GA 30260	Quarterly Scores (Grades)		Current Quarter Score (Grade)	
Phone: 678-422-9770	Q1: 96.66 (A)	Q2: (N/A)	96.66%	
Vendor ID# 62038	Q3: (N/A)	Q4: (N/A)	(A)	
# New Foster Homes During Quarter: 0	# Children in Care During Quarter: 13	# Placements During Quarter: 13	# Children in Care On Last Day: 11	
	Avg Performance All CPAs (%)	Provider Performance (%)*	Possible Points (Weight)	Provider Points Earned
OPM Monitoring Reviews				
Annual Comprehensive Reviews	83%	85%	25	21.33
Safety Reviews	87%	90%	15	13.50
Monitoring Sub-Total			40	34.83
CPA Safety Outcomes				
Incidence of Maltreatment	0.09%	No Substantiated Reports	10	10.00
Staff Training	93%	100%	5	5.00
Staff Safety Checks	81%	60%	5	3.00
Safety Sub-Total			20	18.00
CPA Permanency Outcomes				
Placement Stability	91%	92%	15	13.80
Permanency Sub-Total			15	13.80
CPA Well-Being Outcomes				
EPSDT Medical Visits	87%	100%	4	4.00
EPSDT Dental Visits	79%	100%	4	4.00
Academic Supports	82%	87%	3	2.61
Provider ECEM Visits	91%	90%	7	6.30
Provider General Contacts	90%	86%	7	6.02
Placements with Siblings	70%	30%	Not Scored	Not Scored
Placements within Legal County	15%	0%	Not Scored	Not Scored
Well-Being Sub-Total			25	22.93
*Performance calculation descriptions can be found in the FY 2019 RBWO PBP Measurements and Standards Guide.				
Monitoring & Outcomes: Possible Points = 100			Points Earned: 89.56	
Score Before Incentives Credit			89.56%	
Incentives Awarded			7.10 pts	
PBP Verification			N/A pts	
Total Score			96.66%	



DHS, DFCS, Office of Provider Management
Performance-Based Placement Measures
RBWO Provider GA+SCORECARD - CPA



Report Quarter: Q1 FY2021

Provider/Program Name: Neighbor to Family - Henry County (1035) - CPA				
# New Foster Homes During Quarter: 0	# Children in Care During Quarter: 13	# Placements During Quarter: 13	# Children in Care On Last Day: 11	
CPA Incentive Credits	Avg Performance All CPAs (%)	Provider Performance (%)*	Possible Points (Weight)	Provider Points Earned
Early EPSDT Medical Visits		100%	2	2.00
Early EPSDT Dental Visits		100%	2	2.00
Permanency Contacts		22%	5	1.10
Additional Academic Supports		0%	2	0.00
HS Grad/GED/Prof or Trade Certificate/College		N/A	10/5/5/1	
EYSS Agreement		Not Eligible	5	
Community Connections		0%	4	0.00
Foster Hm Retention Rate (threshold = 90)		100%	2	2.00
Foster Hm Recruitment (threshold = 100)		0%	2	0.00
Active Agency Accreditation		0%	4	0.00
Staff Clinical Licensure		0%	5	0.00
Incentives Total	5.25			7.10
Maximum total combined incentive credit allowed is 10 points.			Incentives Awarded	7.10
*Performance calculation descriptions can be found in the FY 2019 RBWO PBP Measurements and Standards Guide.				

Child Protective Services Investigations and Dispositions	
The following investigations data, which is not used for scoring but is considered significant to a provider's performance, is from Georgia SHINES and is not considered final or complete until the end of the fiscal year.	
Total Reports:	0
Number Screened In:	0
Number Screened Out:	0
Number Substantiated:	0
Number Unsubstantiated:	0
Number Active CPS Investigations:	0



DHS, DFCS, Office of Provider Management
Performance-Based Placement Measures
RBWO Provider GA+SCORECARD - CPA

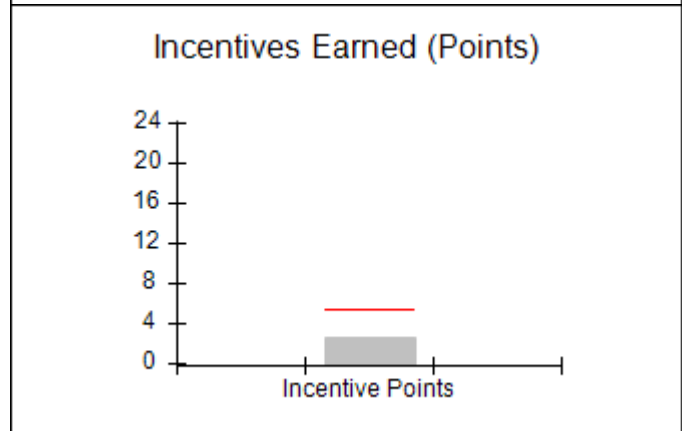
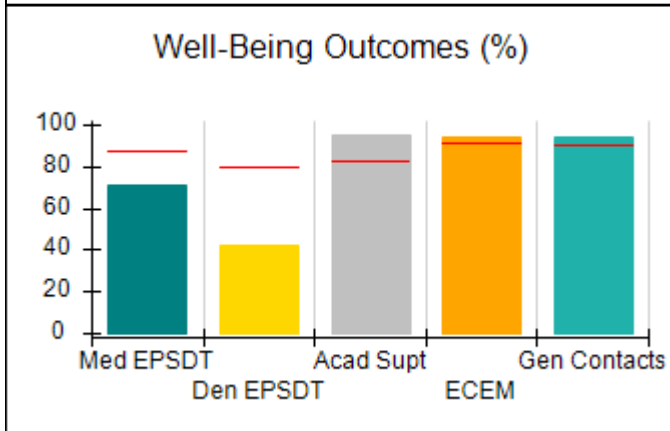
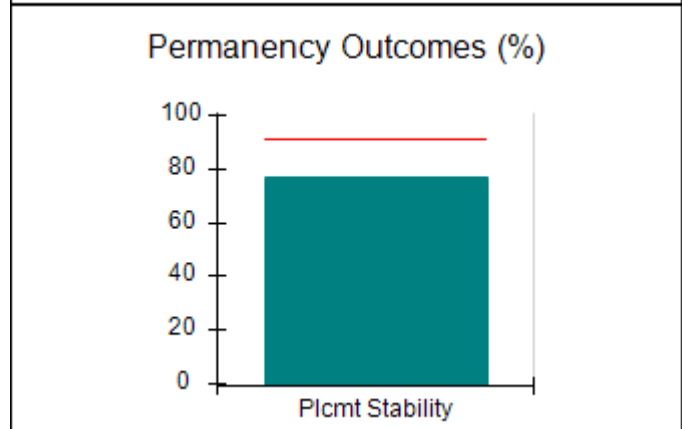
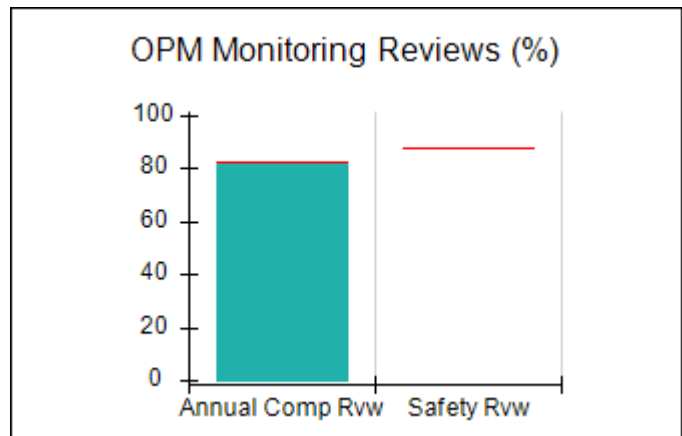
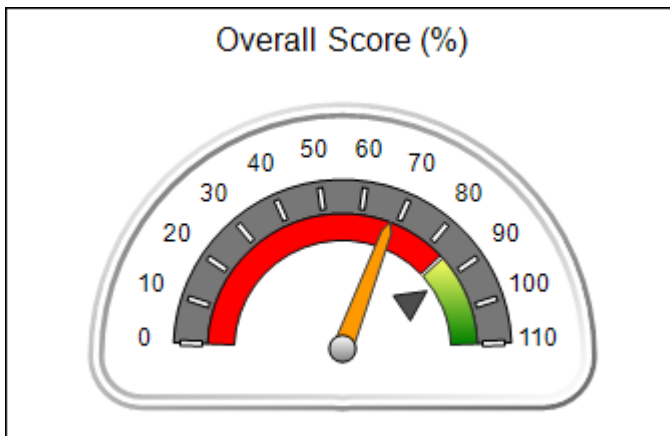


Report Quarter: Q1 FY2021

Provider/Program Name: Neighbor to Family - Richmond County (1034) - CPA			
1226 Augusta West Pkwy, Augusta, GA 30909	Quarterly Scores (Grades)		Current Quarter Score (Grade)
Phone: 706-396-2180	Q1: 67.94 (D+)	Q2: (N/A)	67.94% (D+)
Vendor ID# 35506	Q3: (N/A)	Q4: (N/A)	
# New Foster Homes During Quarter: 0	# Children in Care During Quarter: 39	# Placements During Quarter: 39	# Children in Care On Last Day: 21

Quarterly Provider Comparisons to All CPAs

▼ — indicates average for all CPAs





DHS, DFCS, Office of Provider Management
Performance-Based Placement Measures
RBWO Provider GA+SCORECARD - CPA



Report Quarter: Q1 FY2021

Provider/Program Name: Neighbor to Family - Richmond County (1034) - CPA				
1226 Augusta West Pkwy, Augusta, GA 30909		Quarterly Scores (Grades)		Current Quarter Score (Grade)
Phone: 706-396-2180		Q1: 67.94 (D+)	Q2: (N/A)	67.94% (D+)
Vendor ID# 35506		Q3: (N/A)	Q4: (N/A)	
# New Foster Homes During Quarter: 0	# Children in Care During Quarter: 39	# Placements During Quarter: 39	# Children in Care On Last Day: 21	
	Avg Performance All CPAs (%)	Provider Performance (%)*	Possible Points (Weight)	Provider Points Earned
OPM Monitoring Reviews				
Annual Comprehensive Reviews	83%	82%	25	20.46
Safety Reviews	87%	Not Yet Conducted		
Monitoring Sub-Total			25	20.46
CPA Safety Outcomes				
Incidence of Maltreatment	0.09%	No Substantiated Reports	10	10.00
Staff Training	93%	100%	5	5.00
Staff Safety Checks	81%	100%	5	5.00
Safety Sub-Total			20	20.00
CPA Permanency Outcomes				
Placement Stability	91%	77%	15	11.55
Permanency Sub-Total			15	11.55
CPA Well-Being Outcomes				
EPSDT Medical Visits	87%	71%	4	2.84
EPSDT Dental Visits	79%	42%	4	1.68
Academic Supports	82%	95%	3	2.85
Provider ECEM Visits	91%	94%	7	6.58
Provider General Contacts	90%	94%	7	6.58
Placements with Siblings	70%	100%	Not Scored	Not Scored
Placements within Legal County	15%	0%	Not Scored	Not Scored
Well-Being Sub-Total			25	20.53
*Performance calculation descriptions can be found in the FY 2019 RBWO PBP Measurements and Standards Guide.				
Monitoring & Outcomes: Possible Points = 85			Points Earned: 72.54	
Score Before Incentives Credit				85.34%
Incentives Awarded				2.60 pts
PBP Verification				-20.00 pts
Total Score				67.94%



DHS, DFCS, Office of Provider Management
Performance-Based Placement Measures
RBWO Provider GA+SCORECARD - CPA



Report Quarter: Q1 FY2021

Provider/Program Name: Neighbor to Family - Richmond County (1034) - CPA				
# New Foster Homes During Quarter: 0	# Children in Care During Quarter: 39	# Placements During Quarter: 39	# Children in Care On Last Day: 21	
CPA Incentive Credits	Avg Performance All CPAs (%)	Provider Performance (%)*	Possible Points (Weight)	Provider Points Earned
Early EPSDT Medical Visits		10%	2	0.20
Early EPSDT Dental Visits		10%	2	0.20
Permanency Contacts		0%	5	0.00
Additional Academic Supports		10%	2	0.20
HS Grad/GED/Prof or Trade Certificate/College		N/A	10/5/5/1	
EYSS Agreement		Not Eligible	5	
Community Connections		0%	4	0.00
Foster Hm Retention Rate (threshold = 90)		82%	2	0.00
Foster Hm Recruitment (threshold = 100)		0%	2	0.00
Active Agency Accreditation		50%	4	2.00
Staff Clinical Licensure		0%	5	0.00
Incentives Total	5.25			2.60
Maximum total combined incentive credit allowed is 10 points.			Incentives Awarded	2.60
*Performance calculation descriptions can be found in the FY 2019 RBWO PBP Measurements and Standards Guide.				

Child Protective Services Investigations and Dispositions	
The following investigations data, which is not used for scoring but is considered significant to a provider's performance, is from Georgia SHINES and is not considered final or complete until the end of the fiscal year.	
Total Reports:	4
Number Screened In:	4
Number Screened Out:	0
Number Substantiated:	0
Number Unsubstantiated:	4
Number Active CPS Investigations:	0



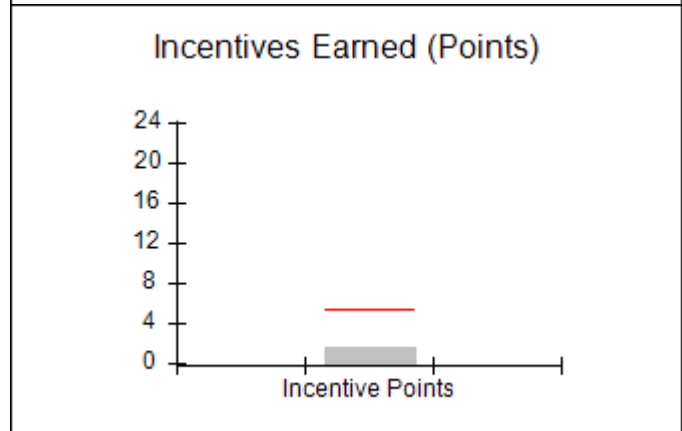
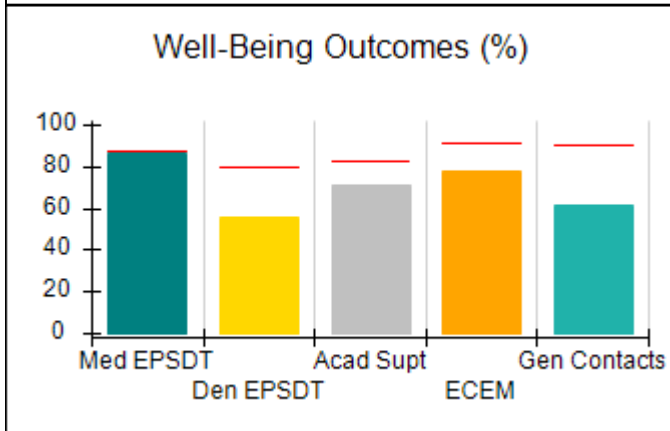
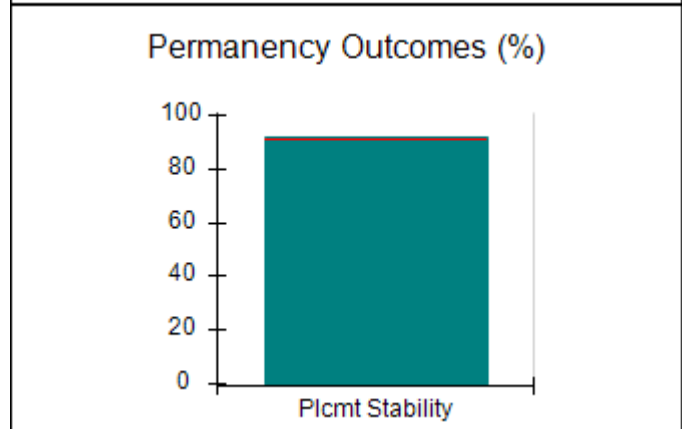
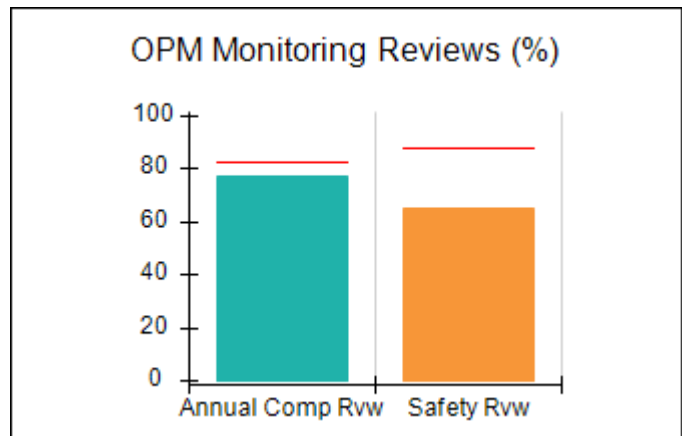
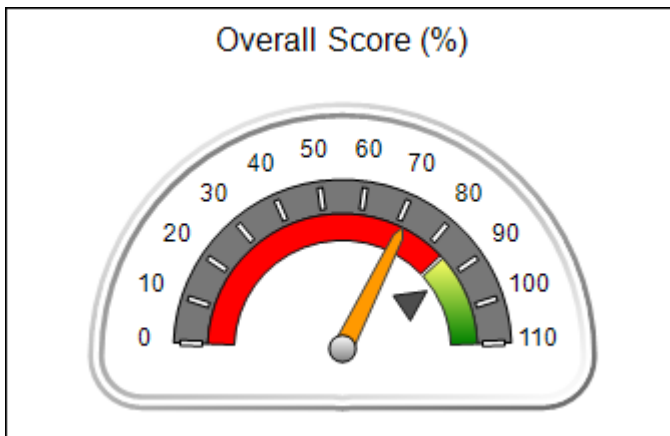
Performance-Based Placement Measures RBWO Provider GA+SCORECARD - CPA

Report Quarter: Q1 FY2021

Provider/Program Name: New Beginnings, Life Changing Network, Inc. - (979) - CPA			
50 Hurt Plaza , Atlanta, GA 30303	Quarterly Scores (Grades)		Current Quarter Score (Grade)
Phone: 404-298-0888	Q1: 71.53 (C-)	Q2: (N/A)	71.53% (C-)
Vendor ID# 40080	Q3: (N/A)	Q4: (N/A)	
# New Foster Homes During Quarter: 2	# Children in Care During Quarter: 53	# Placements During Quarter: 54	# Children in Care On Last Day: 40

Quarterly Provider Comparisons to All CPAs

▼ — indicates average for all CPAs





DHS, DFCS, Office of Provider Management
Performance-Based Placement Measures
RBWO Provider GA+SCORECARD - CPA



Report Quarter: Q1 FY2021

Provider/Program Name: New Beginnings, Life Changing Network, Inc. - (979) - CPA				
50 Hurt Plaza , Atlanta, GA 30303		Quarterly Scores (Grades)		Current Quarter Score (Grade)
Phone: 404-298-0888		Q1: 71.53 (C-)	Q2: (N/A)	71.53% (C-)
Vendor ID# 40080		Q3: (N/A)	Q4: (N/A)	
# New Foster Homes During Quarter: 2	# Children in Care During Quarter: 53	# Placements During Quarter: 54	# Children in Care On Last Day: 40	
	Avg Performance All CPAs (%)	Provider Performance (%)*	Possible Points (Weight)	Provider Points Earned
OPM Monitoring Reviews				
Annual Comprehensive Reviews	83%	77%	25	19.25
Safety Reviews	87%	65%	15	9.75
Monitoring Sub-Total			40	29.00
CPA Safety Outcomes				
Incidence of Maltreatment	0.09%	No Substantiated Reports	10	10.00
Staff Training	93%	80%	5	4.00
Staff Safety Checks	81%	60%	5	3.00
Safety Sub-Total			20	17.00
CPA Permanency Outcomes				
Placement Stability	91%	92%	15	13.80
Permanency Sub-Total			15	13.80
CPA Well-Being Outcomes				
EPSDT Medical Visits	87%	86%	4	3.44
EPSDT Dental Visits	79%	56%	4	2.24
Academic Supports	82%	71%	3	2.13
Provider ECEM Visits	91%	78%	7	5.46
Provider General Contacts	90%	61%	7	4.27
Placements with Siblings	70%	40%	Not Scored	Not Scored
Placements within Legal County	15%	17%	Not Scored	Not Scored
Well-Being Sub-Total			25	17.54
*Performance calculation descriptions can be found in the FY 2019 RBWO PBP Measurements and Standards Guide.				
Monitoring & Outcomes: Possible Points = 100			Points Earned: 77.34	
			Score Before Incentives Credit	77.34%
			Incentives Awarded	1.44 pts
			PBP Verification	-7.25 pts
			Total Score	71.53%



DHS, DFCS, Office of Provider Management
Performance-Based Placement Measures
RBWO Provider GA+SCORECARD - CPA



Report Quarter: Q1 FY2021

Provider/Program Name: New Beginnings, Life Changing Network, Inc. - (979) - CPA				
# New Foster Homes During Quarter: 2	# Children in Care During Quarter: 53	# Placements During Quarter: 54	# Children in Care On Last Day: 40	
CPA Incentive Credits	Avg Performance All CPAs (%)	Provider Performance (%)*	Possible Points (Weight)	Provider Points Earned
Early EPSDT Medical Visits		40%	2	0.80
Early EPSDT Dental Visits		13%	2	0.26
Permanency Contacts		0%	5	0.00
Additional Academic Supports		19%	2	0.38
HS Grad/GED/Prof or Trade Certificate/College		N/A	10/5/5/1	
EYSS Agreement		Not Eligible	5	
Community Connections		0%	4	0.00
Foster Hm Retention Rate (threshold = 90)		84%	2	0.00
Foster Hm Recruitment (threshold = 100)		50%	2	0.00
Active Agency Accreditation		0%	4	0.00
Staff Clinical Licensure		0%	5	0.00
Incentives Total	5.25			1.44
Maximum total combined incentive credit allowed is 10 points.			Incentives Awarded	1.44
*Performance calculation descriptions can be found in the FY 2019 RBWO PBP Measurements and Standards Guide.				

Child Protective Services Investigations and Dispositions		
The following investigations data, which is not used for scoring but is considered significant to a provider's performance, is from Georgia SHINES and is not considered final or complete until the end of the fiscal year.		
Total Reports:	1	
Number Screened In:	0	
Number Screened Out:	1	
Number Substantiated:	0	
Number Unsubstantiated:	0	
Number Active CPS Investigations:	0	



DHS, DFCS, Office of Provider Management
Performance-Based Placement Measures
RBWO Provider GA+SCORECARD - CPA

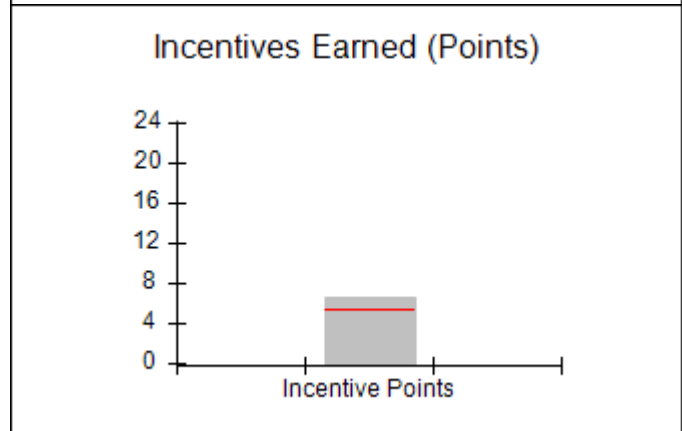
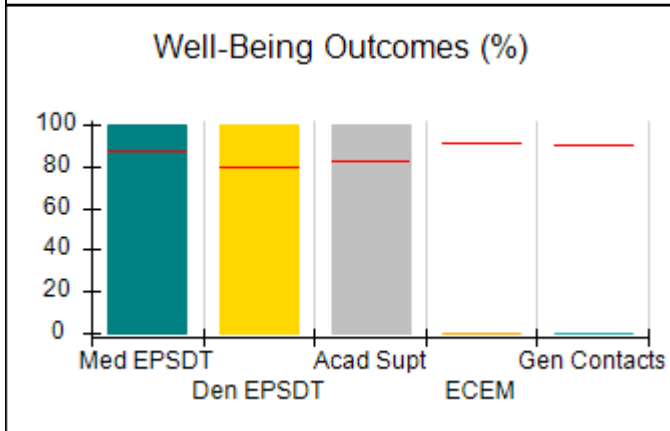
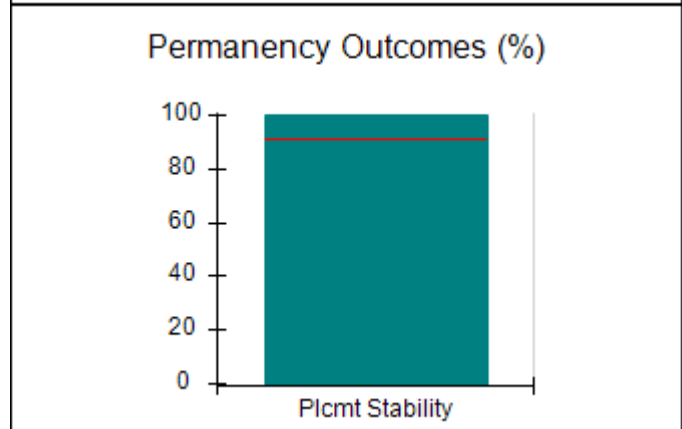
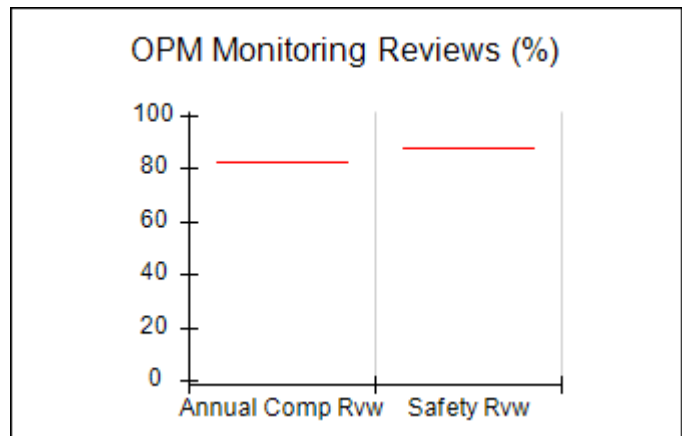
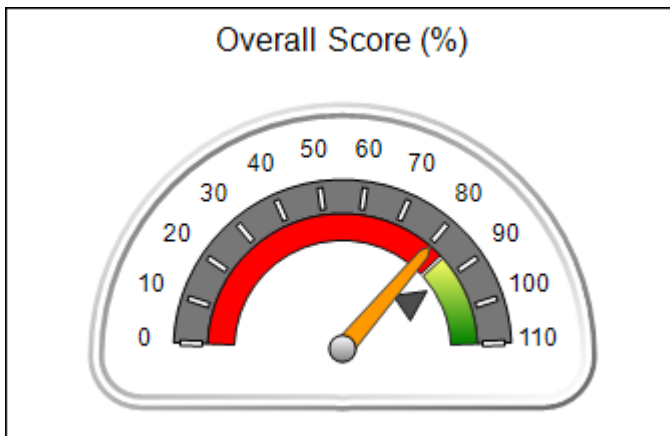


Report Quarter: Q1 FY2021

Provider/Program Name: Nightlight Christian Adoptions - (5416) - CPA			
2340 Prince Ave., Athens, GA 30606	Quarterly Scores (Grades)		Current Quarter Score (Grade)
Phone: 706-750-9119	Q1: 80.42 (B-)	Q2: (N/A)	80.42% (B-)
Vendor ID# 166391	Q3: (N/A)	Q4: (N/A)	
# New Foster Homes During Quarter: 4	# Children in Care During Quarter: 5	# Placements During Quarter: 5	# Children in Care On Last Day: 5

Quarterly Provider Comparisons to All CPAs

▼ — indicates average for all CPAs





DHS, DFCS, Office of Provider Management
Performance-Based Placement Measures
RBWO Provider GA+SCORECARD - CPA



Report Quarter: Q1 FY2021

Provider/Program Name: Nightlight Christian Adoptions - (5416) - CPA				
2340 Prince Ave., Athens, GA 30606		Quarterly Scores (Grades)		Current Quarter Score (Grade)
Phone: 706-750-9119		Q1: 80.42 (B-)	Q2: (N/A)	80.42% (B-)
Vendor ID# 166391		Q3: (N/A)	Q4: (N/A)	
# New Foster Homes During Quarter: 4	# Children in Care During Quarter: 5	# Placements During Quarter: 5	# Children in Care On Last Day: 5	
	Avg Performance All CPAs (%)	Provider Performance (%)*	Possible Points (Weight)	Provider Points Earned
OPM Monitoring Reviews				
Annual Comprehensive Reviews	83%	Not Yet Conducted		
Safety Reviews	87%	Not Yet Conducted		
Monitoring Sub-Total				0.00
CPA Safety Outcomes				
Incidence of Maltreatment	0.09%	No Substantiated Reports	10	10.00
Staff Training	93%	100%	5	5.00
Staff Safety Checks	81%	67%	5	3.35
Safety Sub-Total			20	18.35
CPA Permanency Outcomes				
Placement Stability	91%	100%	15	15.00
Permanency Sub-Total			15	15.00
CPA Well-Being Outcomes				
EPSDT Medical Visits	87%	100%	4	4.00
EPSDT Dental Visits	79%	100%	4	4.00
Academic Supports	82%	100%	3	3.00
Provider ECEM Visits	91%	0%	7	0.00
Provider General Contacts	90%	0%	7	0.00
Placements with Siblings	70%	75%	Not Scored	Not Scored
Placements within Legal County	15%	20%	Not Scored	Not Scored
Well-Being Sub-Total			25	11.00
*Performance calculation descriptions can be found in the FY 2019 RBWO PBP Measurements and Standards Guide.				
Monitoring & Outcomes: Possible Points = 60			Points Earned: 44.35	
Score Before Incentives Credit				73.92%
Incentives Awarded				6.50 pts
PBP Verification				N/A pts
Total Score				80.42%



DHS, DFCS, Office of Provider Management
Performance-Based Placement Measures
RBWO Provider GA+SCORECARD - CPA



Report Quarter: Q1 FY2021

Provider/Program Name: Nightlight Christian Adoptions - (5416) - CPA				
# New Foster Homes During Quarter: 4		# Children in Care During Quarter: 5	# Placements During Quarter: 5	# Children in Care On Last Day: 5
CPA Incentive Credits	Avg Performance All CPAs (%)	Provider Performance (%)*	Possible Points (Weight)	Provider Points Earned
Early EPSDT Medical Visits		Not Eligible	2	
Early EPSDT Dental Visits		100%	2	2.00
Permanency Contacts		None Planned	5	
Additional Academic Supports		Not Eligible	2	
HS Grad/GED/Prof or Trade Certificate/College		N/A	10/5/5/1	
EYSS Agreement		Not Eligible	5	
Community Connections		Not Eligible	4	
Foster Hm Retention Rate (threshold = 90)		Not Eligible	2	0.00
Foster Hm Recruitment (threshold = 100)		400%	2	2.00
Active Agency Accreditation		50%	4	2.00
Staff Clinical Licensure		10%	5	0.50
Incentives Total	5.25			6.50
Maximum total combined incentive credit allowed is 10 points.			Incentives Awarded	6.50
*Performance calculation descriptions can be found in the FY 2019 RBWO PBP Measurements and Standards Guide.				

Child Protective Services Investigations and Dispositions		
The following investigations data, which is not used for scoring but is considered significant to a provider's performance, is from Georgia SHINES and is not considered final or complete until the end of the fiscal year.		
Total Reports:	0	
Number Screened In:	0	
Number Screened Out:	0	
Number Substantiated:	0	
Number Unsubstantiated:	0	
Number Active CPS Investigations:	0	



DHS, DFCS, Office of Provider Management
Performance-Based Placement Measures
RBWO Provider GA+SCORECARD - CPA

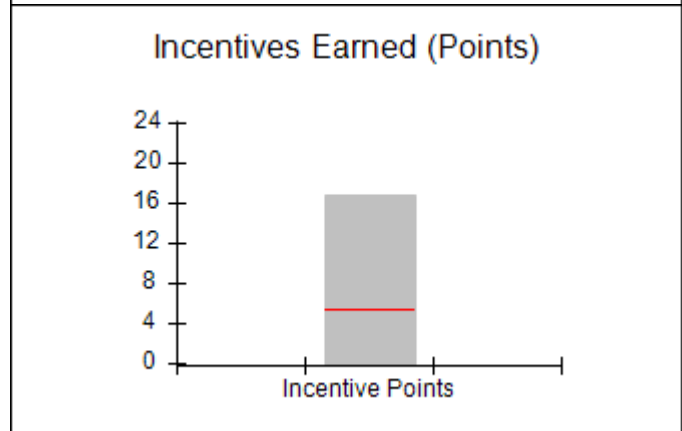
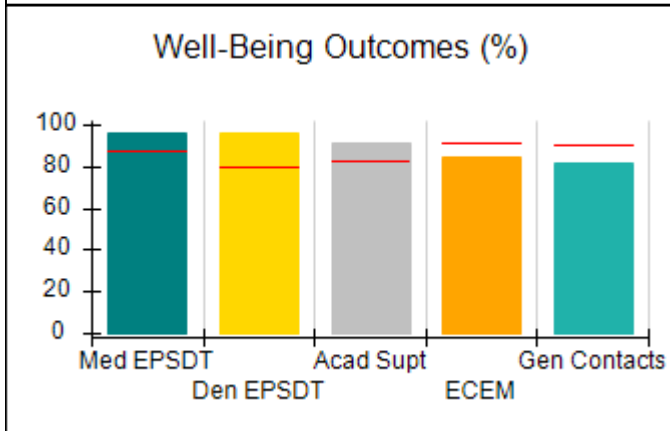
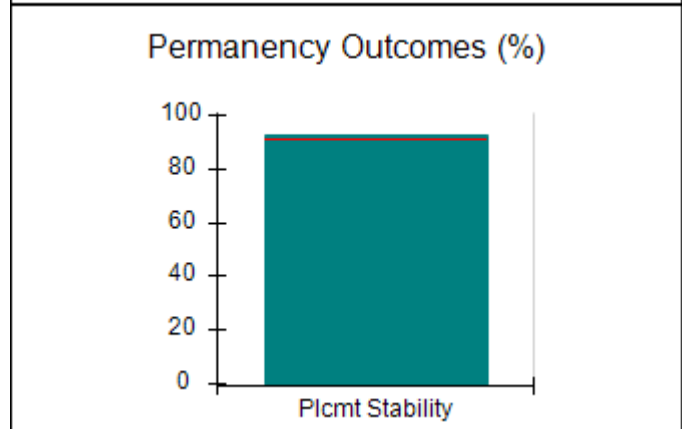
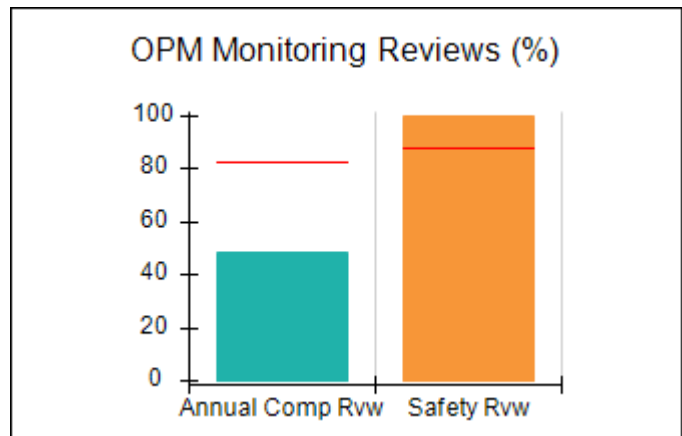
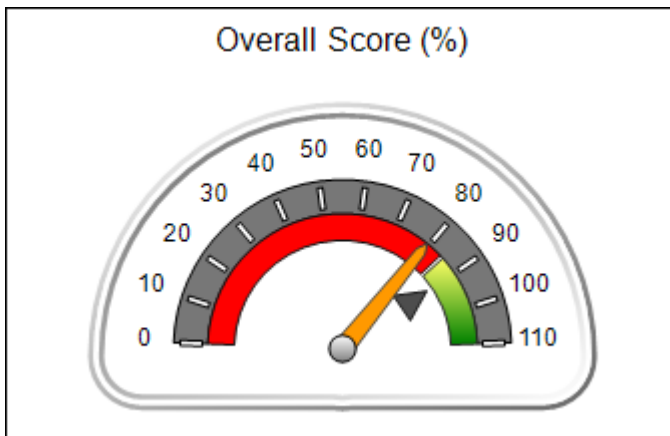


Report Quarter: Q1 FY2021

Provider/Program Name: Normal Life of Georgia, Inc. - Atlanta (5248) - CPA			
2296 Henderson Mill Road, Atlanta, GA 30345	Quarterly Scores (Grades)		Current Quarter Score (Grade)
Phone: 770-908-2481	Q1: 79.35 (C+)	Q2: (N/A)	79.35% (C+)
Vendor ID# 44915	Q3: (N/A)	Q4: (N/A)	
# New Foster Homes During Quarter: 3	# Children in Care During Quarter: 73	# Placements During Quarter: 74	# Children in Care On Last Day: 62

Quarterly Provider Comparisons to All CPAs

▼ — indicates average for all CPAs





DHS, DFCS, Office of Provider Management
Performance-Based Placement Measures
RBWO Provider GA+SCORECARD - CPA



Report Quarter: Q1 FY2021

Provider/Program Name: Normal Life of Georgia, Inc. - Atlanta (5248) - CPA				
2296 Henderson Mill Road, Atlanta, GA 30345		Quarterly Scores (Grades)		Current Quarter Score (Grade)
Phone: 770-908-2481		Q1: 79.35 (C+)	Q2: (N/A)	79.35% (C+)
Vendor ID# 44915		Q3: (N/A)	Q4: (N/A)	
# New Foster Homes During Quarter: 3	# Children in Care During Quarter: 73	# Placements During Quarter: 74	# Children in Care On Last Day: 62	
	Avg Performance All CPAs (%)	Provider Performance (%)*	Possible Points (Weight)	Provider Points Earned
OPM Monitoring Reviews				
Annual Comprehensive Reviews	83%	48%	25	12.08
Safety Reviews	87%	100%	15	15.00
Monitoring Sub-Total			40	27.08
CPA Safety Outcomes				
Incidence of Maltreatment	0.09%	No Substantiated Reports	10	10.00
Staff Training	93%	67%	5	3.35
Staff Safety Checks	81%	78%	5	3.90
Safety Sub-Total			20	17.25
CPA Permanency Outcomes				
Placement Stability	91%	93%	15	13.95
Permanency Sub-Total			15	13.95
CPA Well-Being Outcomes				
EPSDT Medical Visits	87%	96%	4	3.84
EPSDT Dental Visits	79%	96%	4	3.84
Academic Supports	82%	91%	3	2.73
Provider ECEM Visits	91%	84%	7	5.88
Provider General Contacts	90%	82%	7	5.74
Placements with Siblings	70%	50%	Not Scored	Not Scored
Placements within Legal County	15%	17%	Not Scored	Not Scored
Well-Being Sub-Total			25	22.03
*Performance calculation descriptions can be found in the FY 2019 RBWO PBP Measurements and Standards Guide.				
Monitoring & Outcomes: Possible Points = 100			Points Earned: 80.31	
Score Before Incentives Credit			80.31%	
Incentives Awarded			10.00 pts	
PBP Verification			-10.96 pts	
Total Score			79.35%	



DHS, DFCS, Office of Provider Management
Performance-Based Placement Measures
RBWO Provider GA+SCORECARD - CPA



Report Quarter: Q1 FY2021

Provider/Program Name: Normal Life of Georgia, Inc. - Atlanta (5248) - CPA				
# New Foster Homes During Quarter: 3	# Children in Care During Quarter: 73	# Placements During Quarter: 74	# Children in Care On Last Day: 62	
CPA Incentive Credits	Avg Performance All CPAs (%)	Provider Performance (%)*	Possible Points (Weight)	Provider Points Earned
Early EPSDT Medical Visits		91%	2	1.82
Early EPSDT Dental Visits		88%	2	1.76
Permanency Contacts		0%	5	0.00
Additional Academic Supports		40%	2	0.80
HS Grad/GED/Prof or Trade Certificate/College		N/A	10/5/5/1	10.00
EYSS Agreement		Not Eligible	5	
Community Connections		0%	4	0.00
Foster Hm Retention Rate (threshold = 90)		94%	2	2.00
Foster Hm Recruitment (threshold = 100)		75%	2	0.00
Active Agency Accreditation		0%	4	0.00
Staff Clinical Licensure		10%	5	0.50
Incentives Total	5.25			16.88
Maximum total combined incentive credit allowed is 10 points.			Incentives Awarded	10.00
*Performance calculation descriptions can be found in the FY 2019 RBWO PBP Measurements and Standards Guide.				

Child Protective Services Investigations and Dispositions	
The following investigations data, which is not used for scoring but is considered significant to a provider's performance, is from Georgia SHINES and is not considered final or complete until the end of the fiscal year.	
Total Reports:	2
Number Screened In:	0
Number Screened Out:	2
Number Substantiated:	0
Number Unsubstantiated:	0
Number Active CPS Investigations:	0



DHS, DFCS, Office of Provider Management
Performance-Based Placement Measures
RBWO Provider GA+SCORECARD - CPA

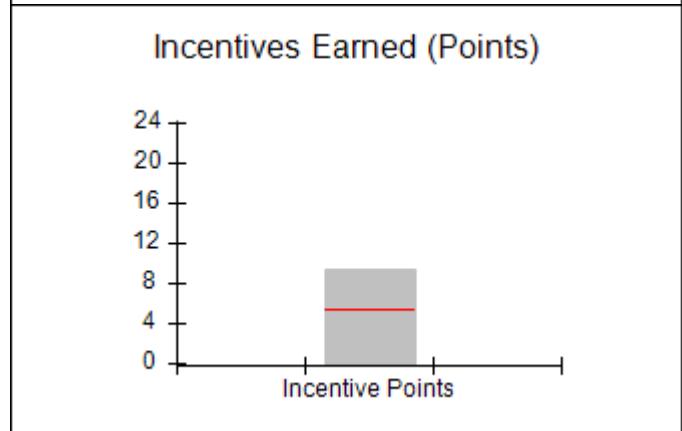
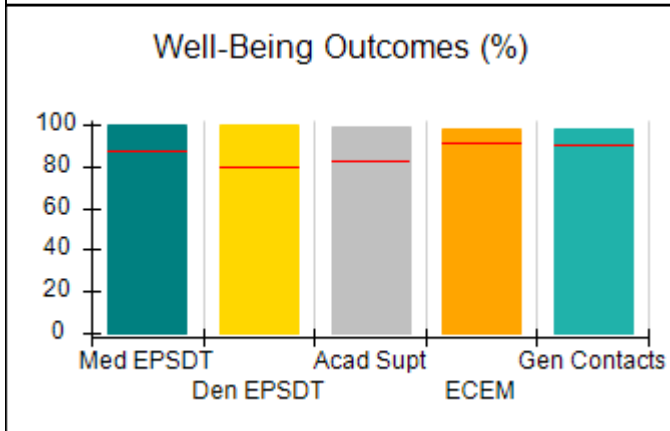
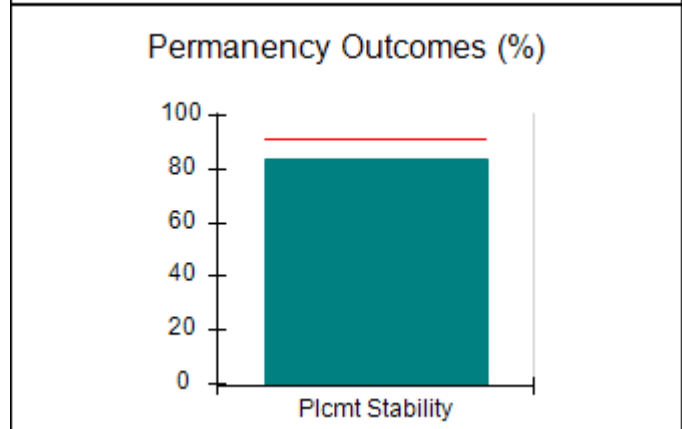
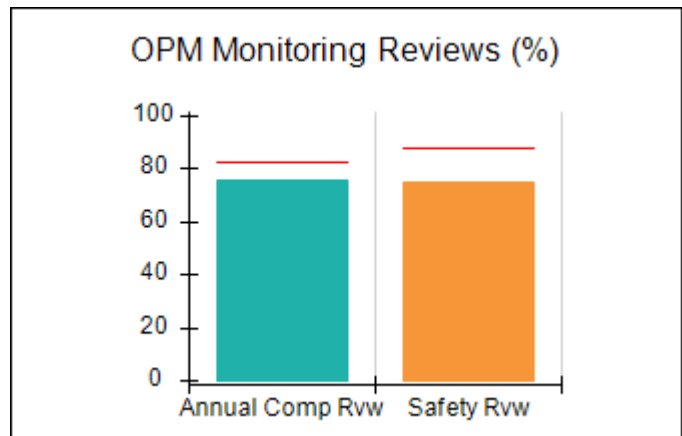
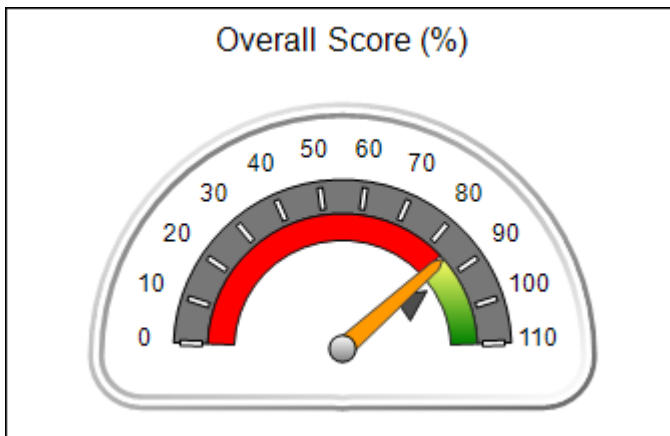


Report Quarter: Q1 FY2021

Provider/Program Name: Normal Life of Georgia, Inc. - Macon (5251) - CPA			
105 Preston Court, Macon, GA 31210	Quarterly Scores (Grades)		Current Quarter Score (Grade)
Phone: 478-741-9745	Q1: 85.16 (B)	Q2: (N/A)	85.16% (B)
Vendor ID# 59683	Q3: (N/A)	Q4: (N/A)	
# New Foster Homes During Quarter: 1	# Children in Care During Quarter: 57	# Placements During Quarter: 60	# Children in Care On Last Day: 44

Quarterly Provider Comparisons to All CPAs

▼ — indicates average for all CPAs





DHS, DFCS, Office of Provider Management
Performance-Based Placement Measures
RBWO Provider GA+SCORECARD - CPA



Report Quarter: Q1 FY2021

Provider/Program Name: Normal Life of Georgia, Inc. - Macon (5251) - CPA				
105 Preston Court, Macon, GA 31210		Quarterly Scores (Grades)		Current Quarter Score (Grade)
Phone: 478-741-9745		Q1: 85.16 (B)	Q2: (N/A)	85.16% (B)
Vendor ID# 59683		Q3: (N/A)	Q4: (N/A)	
# New Foster Homes During Quarter: 1	# Children in Care During Quarter: 57	# Placements During Quarter: 60	# Children in Care On Last Day: 44	
	Avg Performance All CPAs (%)	Provider Performance (%)*	Possible Points (Weight)	Provider Points Earned
OPM Monitoring Reviews				
Annual Comprehensive Reviews	83%	75%	25	18.84
Safety Reviews	87%	75%	15	11.25
Monitoring Sub-Total			40	30.09
CPA Safety Outcomes				
Incidence of Maltreatment	0.09%	No Substantiated Reports	10	10.00
Staff Training	93%	100%	5	5.00
Staff Safety Checks	81%	75%	5	3.75
Safety Sub-Total			20	18.75
CPA Permanency Outcomes				
Placement Stability	91%	84%	15	12.60
Permanency Sub-Total			15	12.60
CPA Well-Being Outcomes				
EPSDT Medical Visits	87%	100%	4	4.00
EPSDT Dental Visits	79%	100%	4	4.00
Academic Supports	82%	99%	3	2.97
Provider ECEM Visits	91%	98%	7	6.86
Provider General Contacts	90%	98%	7	6.86
Placements with Siblings	70%	58%	Not Scored	Not Scored
Placements within Legal County	15%	0%	Not Scored	Not Scored
Well-Being Sub-Total			25	24.69
*Performance calculation descriptions can be found in the FY 2019 RBWO PBP Measurements and Standards Guide.				
Monitoring & Outcomes: Possible Points = 100			Points Earned: 86.13	
			Score Before Incentives Credit	86.13%
			Incentives Awarded	9.34 pts
			PBP Verification	-10.31 pts
			Total Score	85.16%



DHS, DFCS, Office of Provider Management
Performance-Based Placement Measures
RBWO Provider GA+SCORECARD - CPA



Report Quarter: Q1 FY2021

Provider/Program Name: Normal Life of Georgia, Inc. - Macon (5251) - CPA				
# New Foster Homes During Quarter: 1	# Children in Care During Quarter: 57	# Placements During Quarter: 60	# Children in Care On Last Day: 44	
CPA Incentive Credits	Avg Performance All CPAs (%)	Provider Performance (%)*	Possible Points (Weight)	Provider Points Earned
Early EPSDT Medical Visits		92%	2	1.84
Early EPSDT Dental Visits		100%	2	2.00
Permanency Contacts		None Planned	5	
Additional Academic Supports		0%	2	0.00
HS Grad/GED/Prof or Trade Certificate/College		N/A	10/5/5/1	
EYSS Agreement		100%	5	5.00
Community Connections		0%	4	0.00
Foster Hm Retention Rate (threshold = 90)		85%	2	0.00
Foster Hm Recruitment (threshold = 100)		50%	2	0.00
Active Agency Accreditation		0%	4	0.00
Staff Clinical Licensure		10%	5	0.50
Incentives Total	5.25			9.34
Maximum total combined incentive credit allowed is 10 points.			Incentives Awarded	9.34
*Performance calculation descriptions can be found in the FY 2019 RBWO PBP Measurements and Standards Guide.				

Child Protective Services Investigations and Dispositions	
The following investigations data, which is not used for scoring but is considered significant to a provider's performance, is from Georgia SHINES and is not considered final or complete until the end of the fiscal year.	
Total Reports:	1
Number Screened In:	0
Number Screened Out:	1
Number Substantiated:	0
Number Unsubstantiated:	1
Number Active CPS Investigations:	-1



DHS, DFCS, Office of Provider Management
Performance-Based Placement Measures
RBWO Provider GA+SCORECARD - CPA

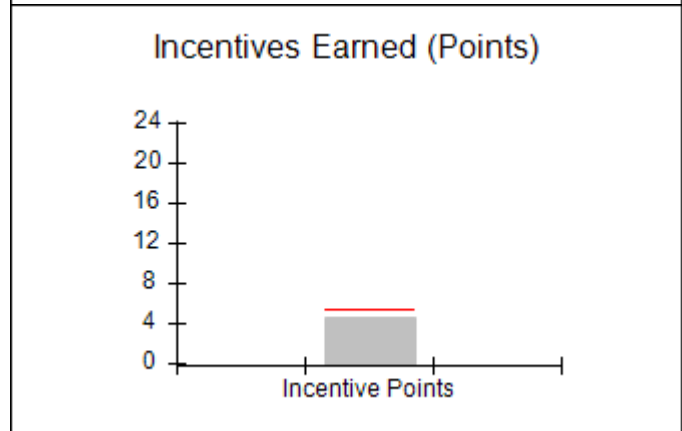
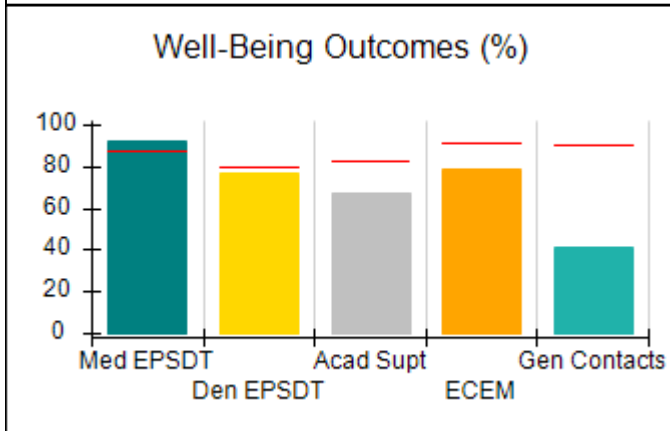
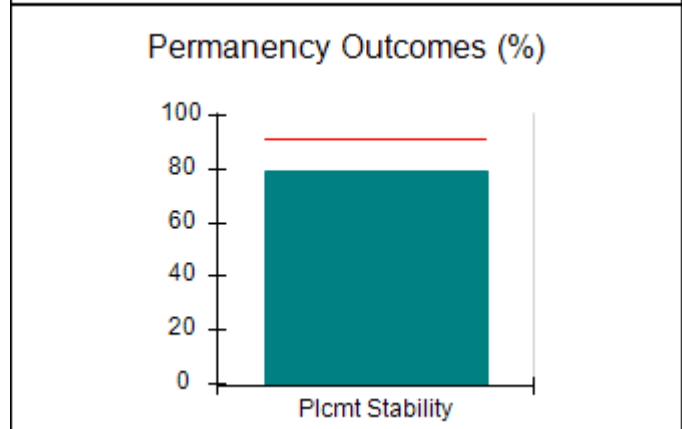
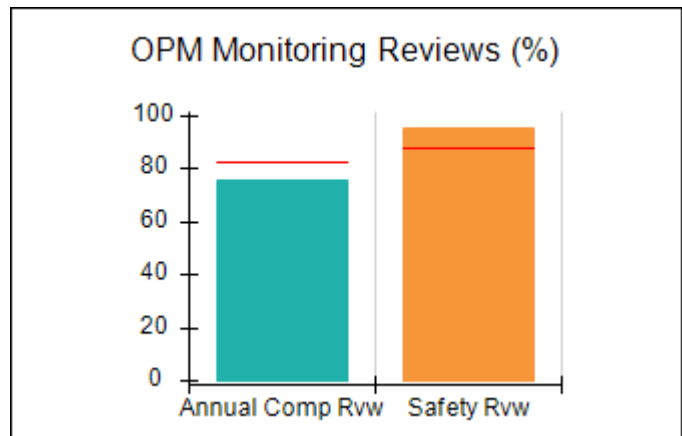
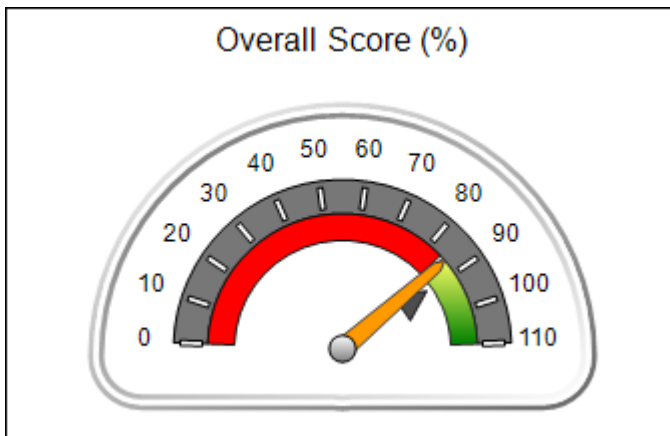


Report Quarter: Q1 FY2021

Provider/Program Name: Normal Life of Georgia, Inc. - Valdosta (5249) - CPA			
2210A N. Patterson St., Valdosta, GA 31602	Quarterly Scores (Grades)		Current Quarter Score (Grade)
Phone: 229-244-5263	Q1: 85.80 (B)	Q2: (N/A)	85.80% (B)
Vendor ID# 113391	Q3: (N/A)	Q4: (N/A)	
# New Foster Homes During Quarter: 1	# Children in Care During Quarter: 14	# Placements During Quarter: 17	# Children in Care On Last Day: 11

Quarterly Provider Comparisons to All CPAs

▼ — indicates average for all CPAs





DHS, DFCS, Office of Provider Management
Performance-Based Placement Measures
RBWO Provider GA+SCORECARD - CPA



Report Quarter: Q1 FY2021

Provider/Program Name: Normal Life of Georgia, Inc. - Valdosta (5249) - CPA				
2210A N. Patterson St., Valdosta, GA 31602		Quarterly Scores (Grades)		Current Quarter Score (Grade)
Phone: 229-244-5263		Q1: 85.80 (B)	Q2: (N/A)	85.80% (B)
Vendor ID# 113391		Q3: (N/A)	Q4: (N/A)	
# New Foster Homes During Quarter: 1		# Children in Care During Quarter: 14	# Placements During Quarter: 17	# Children in Care On Last Day: 11
	Avg Performance All CPAs (%)	Provider Performance (%)*	Possible Points (Weight)	Provider Points Earned
OPM Monitoring Reviews				
Annual Comprehensive Reviews	83%	75%	25	18.82
Safety Reviews	87%	95%	15	14.25
Monitoring Sub-Total			40	33.07
CPA Safety Outcomes				
Incidence of Maltreatment	0.09%	No Substantiated Reports	10	10.00
Staff Training	93%	100%	5	5.00
Staff Safety Checks	81%	83%	5	4.15
Safety Sub-Total			20	19.15
CPA Permanency Outcomes				
Placement Stability	91%	79%	15	11.85
Permanency Sub-Total			15	11.85
CPA Well-Being Outcomes				
EPSDT Medical Visits	87%	92%	4	3.68
EPSDT Dental Visits	79%	77%	4	3.08
Academic Supports	82%	67%	3	2.01
Provider ECEM Visits	91%	79%	7	5.53
Provider General Contacts	90%	41%	7	2.87
Placements with Siblings	70%	40%	Not Scored	Not Scored
Placements within Legal County	15%	0%	Not Scored	Not Scored
Well-Being Sub-Total			25	17.17
*Performance calculation descriptions can be found in the FY 2019 RBWO PBP Measurements and Standards Guide.				
Monitoring & Outcomes: Possible Points = 100			Points Earned: 81.24	
Score Before Incentives Credit				81.24%
Incentives Awarded				4.56 pts
PBP Verification				N/A pts
Total Score				85.80%



DHS, DFCS, Office of Provider Management
Performance-Based Placement Measures
RBWO Provider GA+SCORECARD - CPA



Report Quarter: Q1 FY2021

Provider/Program Name: Normal Life of Georgia, Inc. - Valdosta (5249) - CPA

CPA Incentive Credits		Avg Performance All CPAs (%)	Provider Performance (%)*	Possible Points (Weight)	Provider Points Earned
Early EPSDT Medical Visits			50%	2	1.00
Early EPSDT Dental Visits			50%	2	1.00
Permanency Contacts			None Planned	5	
Additional Academic Supports			3%	2	0.06
HS Grad/GED/Prof or Trade Certificate/College			N/A	10/5/5/1	
EYSS Agreement			Not Eligible	5	
Community Connections			0%	4	0.00
Foster Hm Retention Rate (threshold = 90)			50%	2	0.00
Foster Hm Recruitment (threshold = 100)			100%	2	2.00
Active Agency Accreditation			0%	4	0.00
Staff Clinical Licensure			10%	5	0.50
Incentives Total		5.25			4.56
Maximum total combined incentive credit allowed is 10 points.				Incentives Awarded	4.56

*Performance calculation descriptions can be found in the FY 2019 RBWO PBP Measurements and Standards Guide.

Child Protective Services Investigations and Dispositions

The following investigations data, which is not used for scoring but is considered significant to a provider's performance, is from Georgia SHINES and is not considered final or complete until the end of the fiscal year.

Total Reports:	1
Number Screened In:	1
Number Screened Out:	0
Number Substantiated:	0
Number Unsubstantiated:	0
Number Active CPS Investigations:	1



DHS, DFCS, Office of Provider Management
Performance-Based Placement Measures
RBWO Provider GA+SCORECARD - CPA

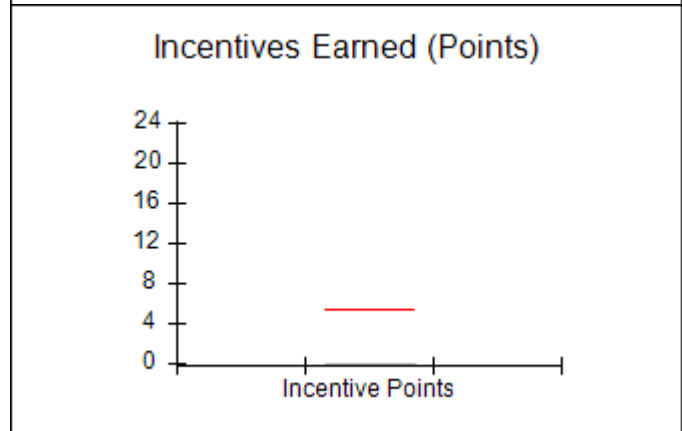
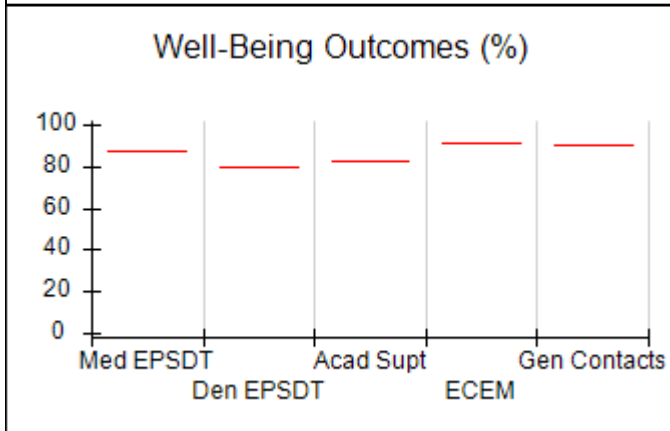
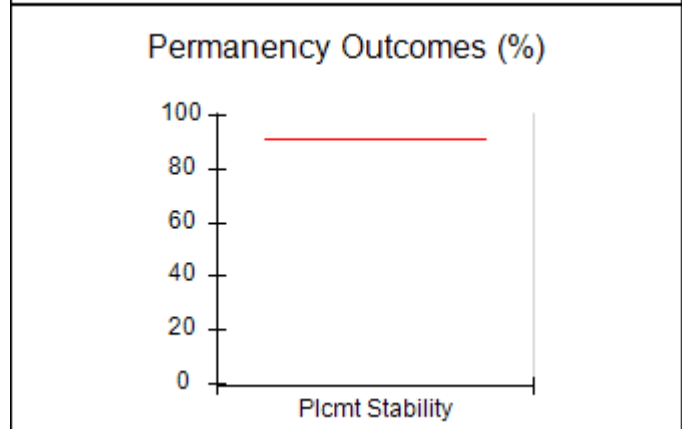
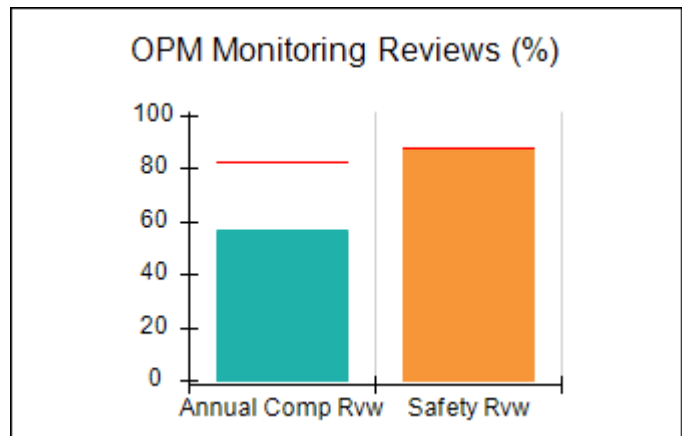
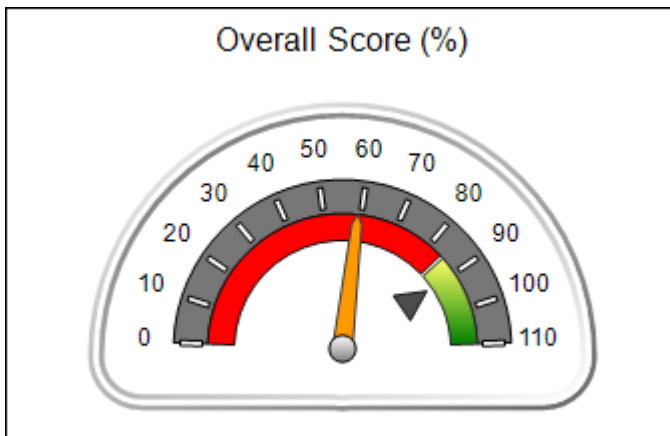


Report Quarter: Q1 FY2021

Provider/Program Name: Normal Life of Georgia, Inc. - Watkinsville (5250) - CPA			
105 Westpark Dr., Athens, GA 30606	Quarterly Scores (Grades)		Current Quarter Score (Grade)
Phone: 478-847-2900	Q1: 59.09 (F)	Q2: (N/A)	59.09% (F)
Vendor ID# 95348	Q3: (N/A)	Q4: (N/A)	
# New Foster Homes During Quarter: 0	# Children in Care During Quarter: 0	# Placements During Quarter: 0	# Children in Care On Last Day: 0

Quarterly Provider Comparisons to All CPAs

▼ — indicates average for all CPAs





DHS, DFCS, Office of Provider Management
Performance-Based Placement Measures
RBWO Provider GA+SCORECARD - CPA



Report Quarter: Q1 FY2021

Provider/Program Name: Normal Life of Georgia, Inc. - Watkinsville (5250) - CPA				
105 Westpark Dr., Athens, GA 30606		Quarterly Scores (Grades)		Current Quarter Score (Grade)
Phone: 478-847-2900		Q1: 59.09 (F)	Q2: (N/A)	59.09% (F)
Vendor ID# 95348		Q3: (N/A)	Q4: (N/A)	
# New Foster Homes During Quarter: 0		# Children in Care During Quarter: 0	# Placements During Quarter: 0	# Children in Care On Last Day: 0
	Avg Performance All CPAs (%)	Provider Performance (%)*	Possible Points (Weight)	Provider Points Earned
OPM Monitoring Reviews				
Annual Comprehensive Reviews	83%	57%	25	14.22
Safety Reviews	87%	88%	15	13.13
Monitoring Sub-Total			40	27.34
CPA Safety Outcomes				
Incidence of Maltreatment	0.09%	Not Eligible		
Staff Training	93%	100%	10	10.00
Staff Safety Checks	81%	0%	10	0.00
Safety Sub-Total			20	10.00
CPA Permanency Outcomes				
Placement Stability	91%	Not Eligible		
Permanency Sub-Total			N/A	
CPA Well-Being Outcomes				
EPSDT Medical Visits	87%	Not Eligible		
EPSDT Dental Visits	79%	Not Eligible		
Academic Supports	82%	Not Eligible		
Provider ECEM Visits	91%	Not Eligible		
Provider General Contacts	90%	Not Eligible		
Placements with Siblings	70%	Not Eligible	Not Scored	Not Scored
Placements within Legal County	15%	Not Eligible	Not Scored	Not Scored
Well-Being Sub-Total			N/A	

*Performance calculation descriptions can be found in the FY 2019 RBWO PBP Measurements and Standards Guide.

Monitoring & Outcomes: Possible Points = 60	Points Earned: 37.34
Score Before Incentives Credit	62.24%
Incentives Awarded	0.00 pts
PBP Verification	-3.15 pts
Total Score	59.09%



DHS, DFCS, Office of Provider Management
Performance-Based Placement Measures
RBWO Provider GA+SCORECARD - CPA



Report Quarter: Q1 FY2021

Provider/Program Name: Normal Life of Georgia, Inc. - Watkinsville (5250) - CPA				
# New Foster Homes During Quarter: 0	# Children in Care During Quarter: 0	# Placements During Quarter: 0	# Children in Care On Last Day: 0	
CPA Incentive Credits	Avg Performance All CPAs (%)	Provider Performance (%)*	Possible Points (Weight)	Provider Points Earned
Early EPSDT Medical Visits		Not Eligible	2	
Early EPSDT Dental Visits		Not Eligible	2	
Permanency Contacts		None Planned	5	
Additional Academic Supports		Not Eligible	2	
HS Grad/GED/Prof or Trade Certificate/College		N/A	10/5/5/1	
EYSS Agreement		Not Eligible	5	
Community Connections		Not Eligible	4	
Foster Hm Retention Rate (threshold = 90)		Not Eligible	2	0.00
Foster Hm Recruitment (threshold = 100)		0%	2	0.00
Active Agency Accreditation		0%	4	0.00
Staff Clinical Licensure		0%	5	0.00
Incentives Total	5.25			0.00
Maximum total combined incentive credit allowed is 10 points.			Incentives Awarded	0.00
*Performance calculation descriptions can be found in the FY 2019 RBWO PBP Measurements and Standards Guide.				

Child Protective Services Investigations and Dispositions		
The following investigations data, which is not used for scoring but is considered significant to a provider's performance, is from Georgia SHINES and is not considered final or complete until the end of the fiscal year.		
Total Reports:	0	
Number Screened In:	0	
Number Screened Out:	0	
Number Substantiated:	0	
Number Unsubstantiated:	0	
Number Active CPS Investigations:	0	



DHS, DFCS, Office of Provider Management
Performance-Based Placement Measures
RBWO Provider GA+SCORECARD - CPA

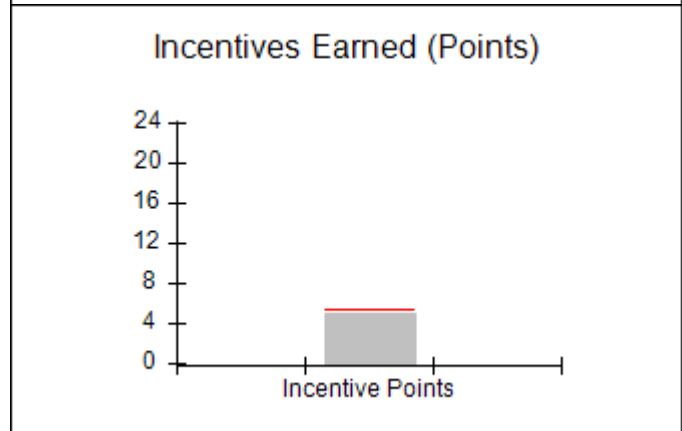
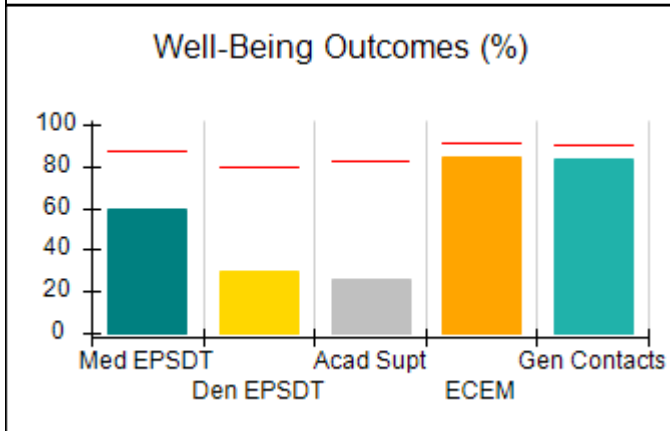
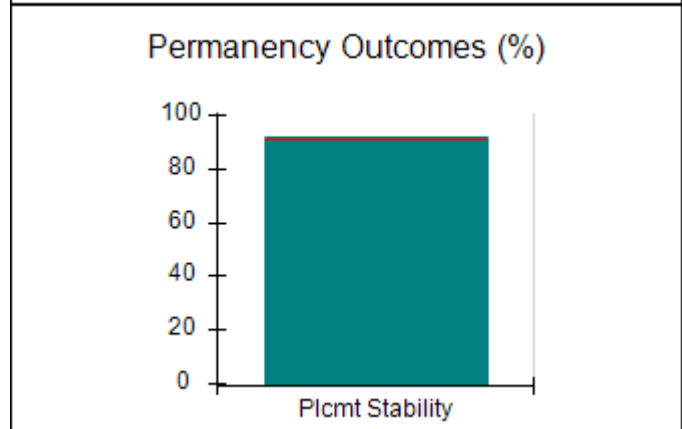
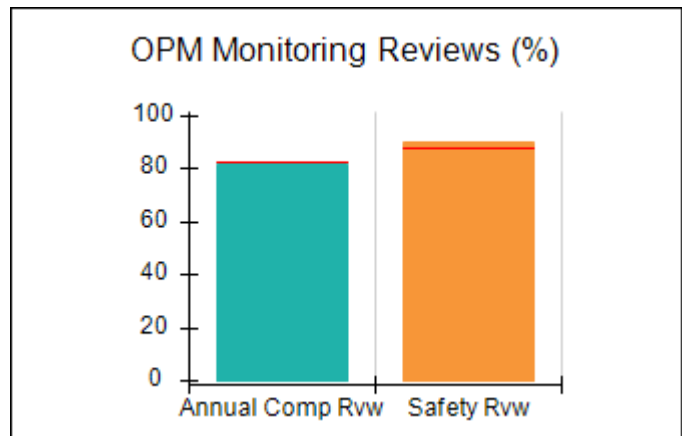
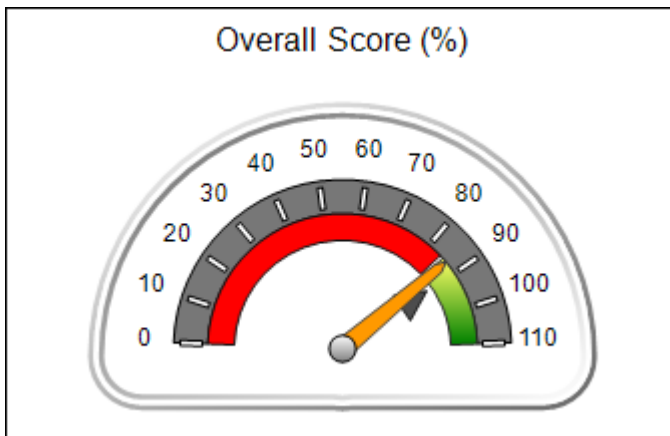


Report Quarter: Q1 FY2021

Provider/Program Name: On The Path - (5209) - CPA			
108 Byrd Way, Warner Robins, GA 31088	Quarterly Scores (Grades)		Current Quarter Score (Grade)
Phone: 478-953-0330	Q1: 86.30 (B)	Q2: (N/A)	86.30% (B)
Vendor ID# 133540	Q3: (N/A)	Q4: (N/A)	
# New Foster Homes During Quarter: 0	# Children in Care During Quarter: 13	# Placements During Quarter: 13	# Children in Care On Last Day: 12

Quarterly Provider Comparisons to All CPAs

▼ — indicates average for all CPAs





DHS, DFCS, Office of Provider Management
Performance-Based Placement Measures
RBWO Provider GA+SCORECARD - CPA



Report Quarter: Q1 FY2021

Provider/Program Name: On The Path - (5209) - CPA				
108 Byrd Way, Warner Robins, GA 31088		Quarterly Scores (Grades)		Current Quarter Score (Grade)
Phone: 478-953-0330		Q1: 86.30 (B)	Q2: (N/A)	86.30% (B)
Vendor ID# 133540		Q3: (N/A)	Q4: (N/A)	
# New Foster Homes During Quarter: 0	# Children in Care During Quarter: 13	# Placements During Quarter: 13	# Children in Care On Last Day: 12	
	Avg Performance All CPAs (%)	Provider Performance (%)*	Possible Points (Weight)	Provider Points Earned
OPM Monitoring Reviews				
Annual Comprehensive Reviews	83%	82%	25	20.43
Safety Reviews	87%	90%	15	13.50
Monitoring Sub-Total			40	33.93
CPA Safety Outcomes				
Incidence of Maltreatment	0.09%	No Substantiated Reports	10	10.00
Staff Training	93%	50%	5	2.50
Staff Safety Checks	81%	100%	5	5.00
Safety Sub-Total			20	17.50
CPA Permanency Outcomes				
Placement Stability	91%	92%	15	13.80
Permanency Sub-Total			15	13.80
CPA Well-Being Outcomes				
EPSDT Medical Visits	87%	60%	4	2.40
EPSDT Dental Visits	79%	30%	4	1.20
Academic Supports	82%	26%	3	0.78
Provider ECEM Visits	91%	84%	7	5.88
Provider General Contacts	90%	83%	7	5.81
Placements with Siblings	70%	100%	Not Scored	Not Scored
Placements within Legal County	15%	0%	Not Scored	Not Scored
Well-Being Sub-Total			25	16.07
*Performance calculation descriptions can be found in the FY 2019 RBWO PBP Measurements and Standards Guide.				
Monitoring & Outcomes: Possible Points = 100			Points Earned: 81.30	
Score Before Incentives Credit			81.30%	
Incentives Awarded			5.00 pts	
PBP Verification			N/A pts	
Total Score			86.30%	



DHS, DFCS, Office of Provider Management
Performance-Based Placement Measures
RBWO Provider GA+SCORECARD - CPA



Report Quarter: Q1 FY2021

Provider/Program Name: On The Path - (5209) - CPA				
# New Foster Homes During Quarter: 0	# Children in Care During Quarter: 13	# Placements During Quarter: 13	# Children in Care On Last Day: 12	
CPA Incentive Credits	Avg Performance All CPAs (%)	Provider Performance (%)*	Possible Points (Weight)	Provider Points Earned
Early EPSDT Medical Visits		0%	2	0.00
Early EPSDT Dental Visits		0%	2	0.00
Permanency Contacts		0%	5	0.00
Additional Academic Supports		0%	2	0.00
HS Grad/GED/Prof or Trade Certificate/College		N/A	10/5/5/1	
EYSS Agreement		100%	5	5.00
Community Connections		0%	4	0.00
Foster Hm Retention Rate (threshold = 90)		20%	2	0.00
Foster Hm Recruitment (threshold = 100)		0%	2	0.00
Active Agency Accreditation		0%	4	0.00
Staff Clinical Licensure		0%	5	0.00
Incentives Total	5.25			5.00
Maximum total combined incentive credit allowed is 10 points.			Incentives Awarded	5.00
*Performance calculation descriptions can be found in the FY 2019 RBWO PBP Measurements and Standards Guide.				

Child Protective Services Investigations and Dispositions	
The following investigations data, which is not used for scoring but is considered significant to a provider's performance, is from Georgia SHINES and is not considered final or complete until the end of the fiscal year.	
Total Reports:	0
Number Screened In:	0
Number Screened Out:	0
Number Substantiated:	0
Number Unsubstantiated:	0
Number Active CPS Investigations:	0



DHS, DFCS, Office of Provider Management
Performance-Based Placement Measures
RBWO Provider GA+SCORECARD - CPA

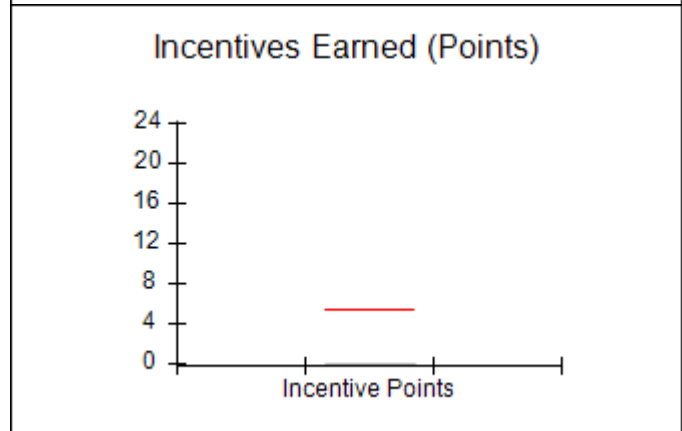
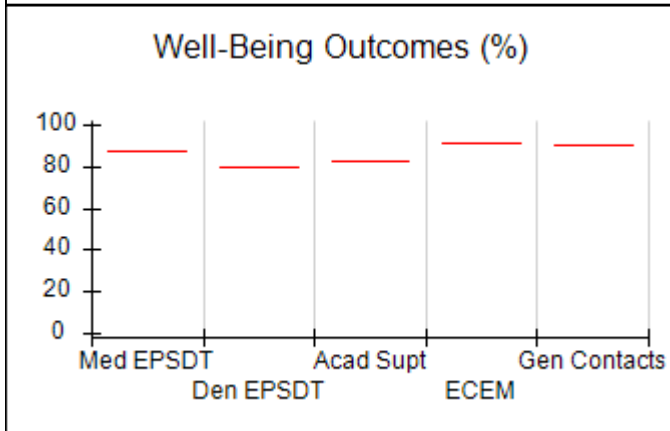
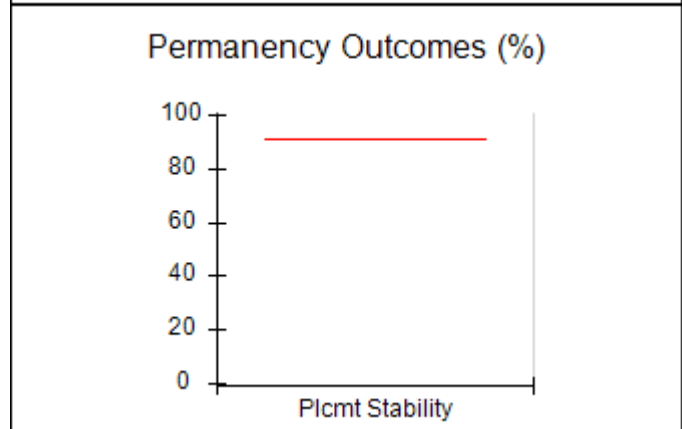
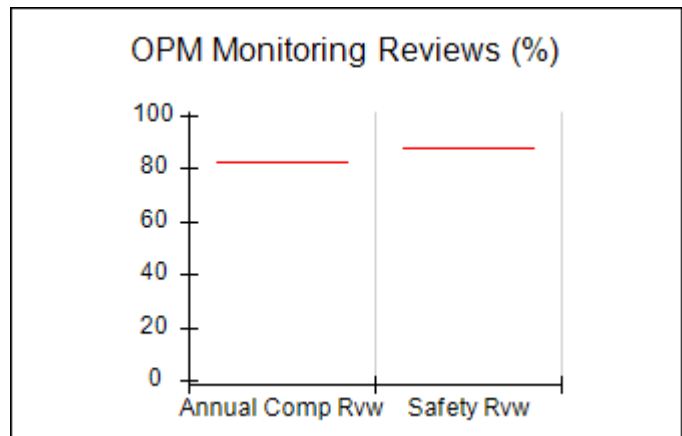
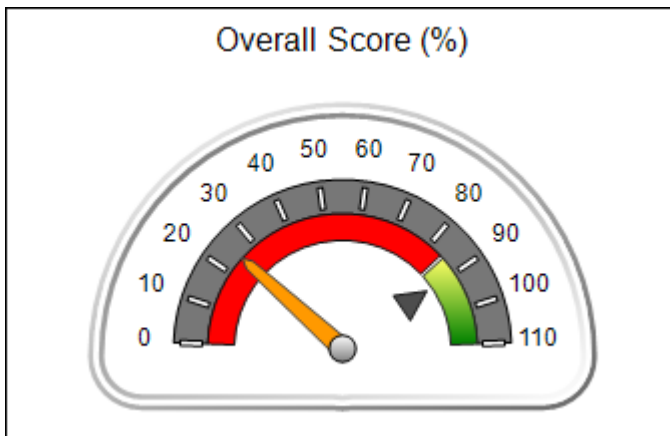


Report Quarter: Q1 FY2021

Provider/Program Name: Open Arms Foster Care Agency - (5417) - CPA			
4291 Cedar Lake Cove, Conley, GA 30288	Quarterly Scores (Grades)		Current Quarter Score (Grade)
Phone: 912-531-0811	Q1: 25.00 (F)	Q2: (N/A)	25.00% (F)
Vendor ID# 166525	Q3: (N/A)	Q4: (N/A)	
# New Foster Homes During Quarter: 0	# Children in Care During Quarter: 0	# Placements During Quarter: 0	# Children in Care On Last Day: 0

Quarterly Provider Comparisons to All CPAs

▼ — indicates average for all CPAs





DHS, DFCS, Office of Provider Management
Performance-Based Placement Measures
RBWO Provider GA+SCORECARD - CPA



Report Quarter: Q1 FY2021

Provider/Program Name: Open Arms Foster Care Agency - (5417) - CPA				
4291 Cedar Lake Cove, Conley, GA 30288		Quarterly Scores (Grades)		Current Quarter Score (Grade)
Phone: 912-531-0811		Q1: 25.00 (F)	Q2: (N/A)	25.00% (F)
Vendor ID# 166525		Q3: (N/A)	Q4: (N/A)	
# New Foster Homes During Quarter: 0		# Children in Care During Quarter: 0	# Placements During Quarter: 0	# Children in Care On Last Day: 0
	Avg Performance All CPAs (%)	Provider Performance (%)*	Possible Points (Weight)	Provider Points Earned
OPM Monitoring Reviews				
Annual Comprehensive Reviews	83%	Not Yet Conducted		
Safety Reviews	87%	Not Yet Conducted		
Monitoring Sub-Total				0.00
CPA Safety Outcomes				
Incidence of Maltreatment	0.09%	Not Eligible		
Staff Training	93%	50%	10	5.00
Staff Safety Checks	81%	0%	10	0.00
Safety Sub-Total			20	5.00
CPA Permanency Outcomes				
Placement Stability	91%	Not Eligible		
Permanency Sub-Total			N/A	
CPA Well-Being Outcomes				
EPSDT Medical Visits	87%	Not Eligible		
EPSDT Dental Visits	79%	Not Eligible		
Academic Supports	82%	Not Eligible		
Provider ECEM Visits	91%	Not Eligible		
Provider General Contacts	90%	Not Eligible		
Placements with Siblings	70%	Not Eligible	Not Scored	Not Scored
Placements within Legal County	15%	Not Eligible	Not Scored	Not Scored
Well-Being Sub-Total			N/A	

*Performance calculation descriptions can be found in the FY 2019 RBWO PBP Measurements and Standards Guide.

Monitoring & Outcomes: Possible Points = 20	Points Earned: 05.00
Score Before Incentives Credit	25.00%
Incentives Awarded	0.00 pts
PBP Verification	N/A pts
Total Score	25.00%



DHS, DFCS, Office of Provider Management
Performance-Based Placement Measures
RBWO Provider GA+SCORECARD - CPA



Report Quarter: Q1 FY2021

Provider/Program Name: Open Arms Foster Care Agency - (5417) - CPA				
# New Foster Homes During Quarter: 0	# Children in Care During Quarter: 0	# Placements During Quarter: 0	# Children in Care On Last Day: 0	
CPA Incentive Credits	Avg Performance All CPAs (%)	Provider Performance (%)*	Possible Points (Weight)	Provider Points Earned
Early EPSDT Medical Visits		Not Eligible	2	
Early EPSDT Dental Visits		Not Eligible	2	
Permanency Contacts		None Planned	5	
Additional Academic Supports		Not Eligible	2	
HS Grad/GED/Prof or Trade Certificate/College		N/A	10/5/5/1	
EYSS Agreement		Not Eligible	5	
Community Connections		Not Eligible	4	
Foster Hm Retention Rate (threshold = 90)		Not Eligible	2	0.00
Foster Hm Recruitment (threshold = 100)		0%	2	0.00
Active Agency Accreditation		0%	4	0.00
Staff Clinical Licensure		0%	5	0.00
Incentives Total	5.25			0.00
Maximum total combined incentive credit allowed is 10 points.			Incentives Awarded	0.00
*Performance calculation descriptions can be found in the FY 2019 RBWO PBP Measurements and Standards Guide.				

Child Protective Services Investigations and Dispositions	
The following investigations data, which is not used for scoring but is considered significant to a provider's performance, is from Georgia SHINES and is not considered final or complete until the end of the fiscal year.	
Total Reports:	0
Number Screened In:	0
Number Screened Out:	0
Number Substantiated:	0
Number Unsubstantiated:	0
Number Active CPS Investigations:	0



DHS, DFCS, Office of Provider Management
Performance-Based Placement Measures
RBWO Provider GA+SCORECARD - CPA

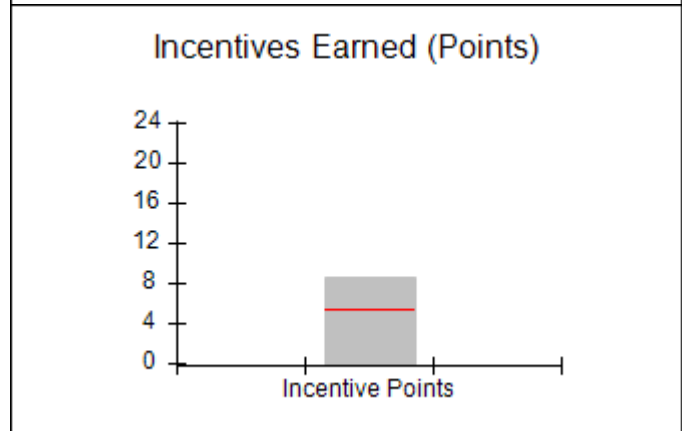
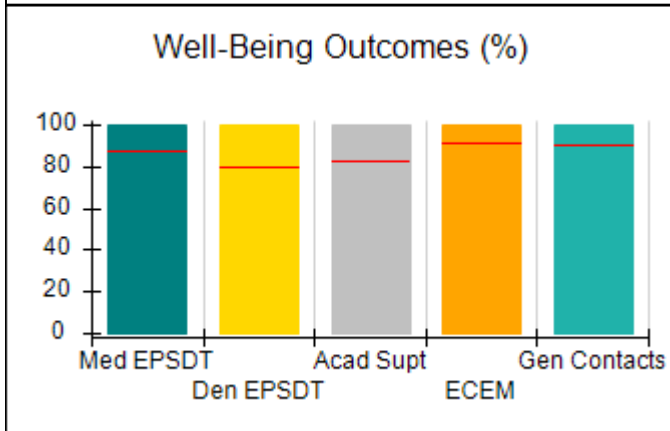
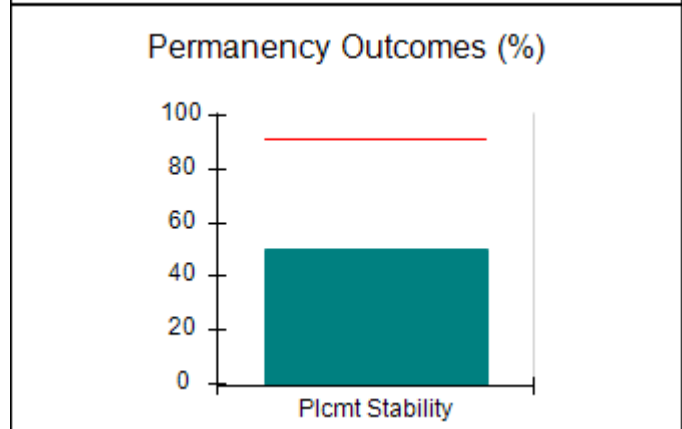
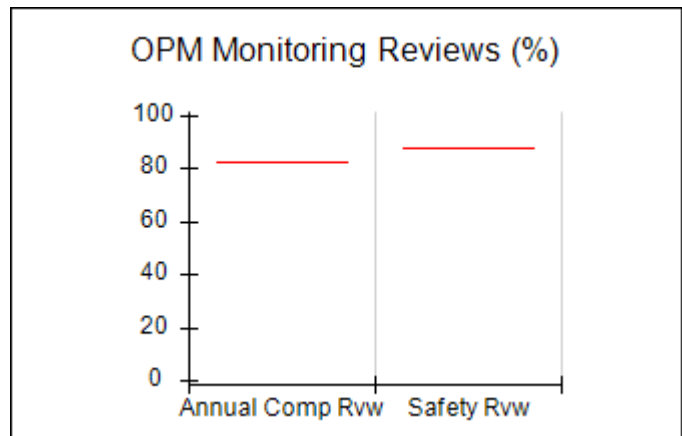
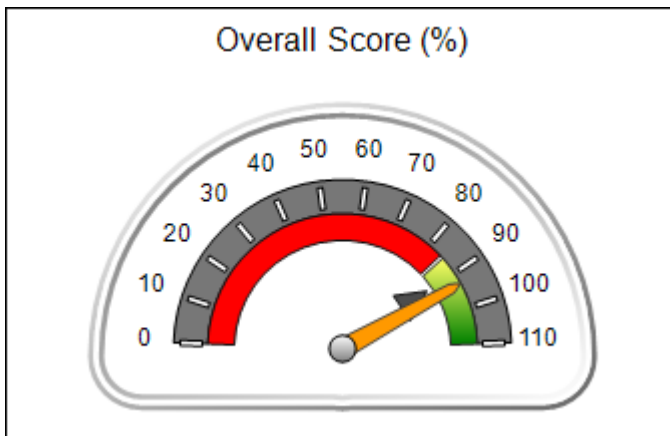


Report Quarter: Q1 FY2021

Provider/Program Name: Raintree Village - (5386) - CPA			
3757 Johnston Rd., Valdosta, GA 31601	Quarterly Scores (Grades)		Current Quarter Score (Grade)
Phone: 229-559-5944	Q1: 93.25 (A-)	Q2: (N/A)	93.25% (A-)
Vendor ID# 162317	Q3: (N/A)	Q4: (N/A)	
# New Foster Homes During Quarter: 2	# Children in Care During Quarter: 2	# Placements During Quarter: 2	# Children in Care On Last Day: 1

Quarterly Provider Comparisons to All CPAs

▼ — indicates average for all CPAs





DHS, DFCS, Office of Provider Management
Performance-Based Placement Measures
RBWO Provider GA+SCORECARD - CPA



Report Quarter: Q1 FY2021

Provider/Program Name: Raintree Village - (5386) - CPA				
3757 Johnston Rd., Valdosta, GA 31601		Quarterly Scores (Grades)		Current Quarter Score (Grade)
Phone: 229-559-5944		Q1: 93.25 (A-)	Q2: (N/A)	93.25% (A-)
Vendor ID# 162317		Q3: (N/A)	Q4: (N/A)	
# New Foster Homes During Quarter: 2	# Children in Care During Quarter: 2	# Placements During Quarter: 2	# Children in Care On Last Day: 1	
	Avg Performance All CPAs (%)	Provider Performance (%)*	Possible Points (Weight)	Provider Points Earned
OPM Monitoring Reviews				
Annual Comprehensive Reviews	83%	Not Yet Conducted		
Safety Reviews	87%	Not Yet Conducted		
Monitoring Sub-Total				0.00
CPA Safety Outcomes				
Incidence of Maltreatment	0.09%	No Substantiated Reports	10	10.00
Staff Training	93%	100%	5	5.00
Staff Safety Checks	81%	67%	5	3.35
Safety Sub-Total			20	18.35
CPA Permanency Outcomes				
Placement Stability	91%	50%	15	7.50
Permanency Sub-Total			15	7.50
CPA Well-Being Outcomes				
EPSDT Medical Visits	87%	100%	4	4.00
EPSDT Dental Visits	79%	100%	4	4.00
Academic Supports	82%	100%	3	3.00
Provider ECEM Visits	91%	100%	7	7.00
Provider General Contacts	90%	100%	7	7.00
Placements with Siblings	70%	Not Eligible	Not Scored	Not Scored
Placements within Legal County	15%	0%	Not Scored	Not Scored
Well-Being Sub-Total			25	25.00
*Performance calculation descriptions can be found in the FY 2019 RBWO PBP Measurements and Standards Guide.				
Monitoring & Outcomes: Possible Points = 60			Points Earned: 50.85	
			Score Before Incentives Credit	84.75%
			Incentives Awarded	8.50 pts
			PBP Verification	N/A pts
			Total Score	93.25%



DHS, DFCS, Office of Provider Management
Performance-Based Placement Measures
RBWO Provider GA+SCORECARD - CPA



Report Quarter: Q1 FY2021

Provider/Program Name: Raintree Village - (5386) - CPA				
# New Foster Homes During Quarter: 2	# Children in Care During Quarter: 2	# Placements During Quarter: 2	# Children in Care On Last Day: 1	
CPA Incentive Credits	Avg Performance All CPAs (%)	Provider Performance (%)*	Possible Points (Weight)	Provider Points Earned
Early EPSDT Medical Visits		100%	2	2.00
Early EPSDT Dental Visits		Not Eligible	2	
Permanency Contacts		None Planned	5	
Additional Academic Supports		100%	2	2.00
HS Grad/GED/Prof or Trade Certificate/College		N/A	10/5/5/1	
EYSS Agreement		Not Eligible	5	
Community Connections		0%	4	0.00
Foster Hm Retention Rate (threshold = 90)		100%	2	2.00
Foster Hm Recruitment (threshold = 100)		100%	2	2.00
Active Agency Accreditation		0%	4	0.00
Staff Clinical Licensure		10%	5	0.50
Incentives Total	5.25			8.50
Maximum total combined incentive credit allowed is 10 points.			Incentives Awarded	8.50
*Performance calculation descriptions can be found in the FY 2019 RBWO PBP Measurements and Standards Guide.				

Child Protective Services Investigations and Dispositions		
The following investigations data, which is not used for scoring but is considered significant to a provider's performance, is from Georgia SHINES and is not considered final or complete until the end of the fiscal year.		
Total Reports:	1	
Number Screened In:	0	
Number Screened Out:	1	
Number Substantiated:	0	
Number Unsubstantiated:	0	
Number Active CPS Investigations:	0	



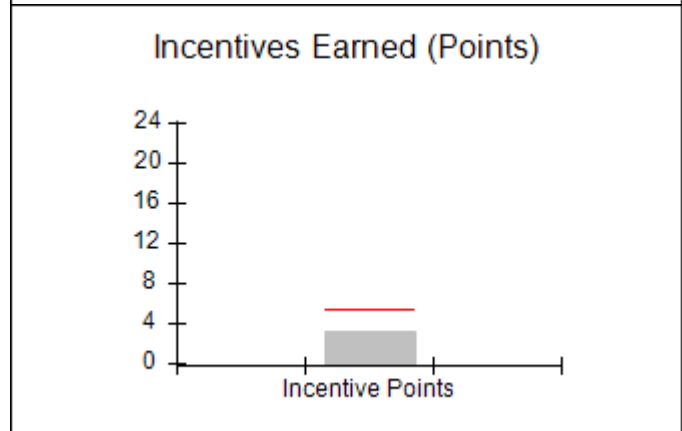
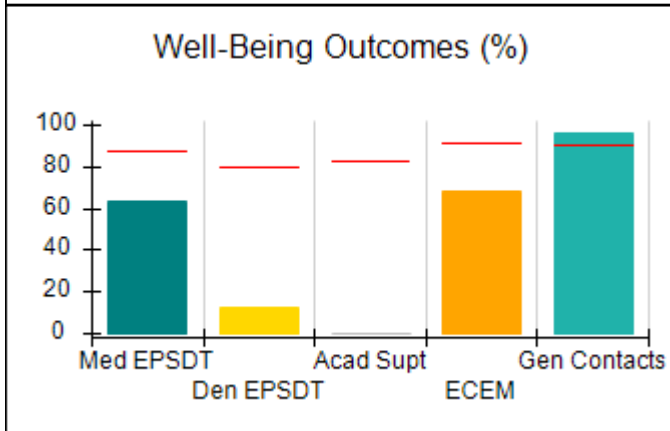
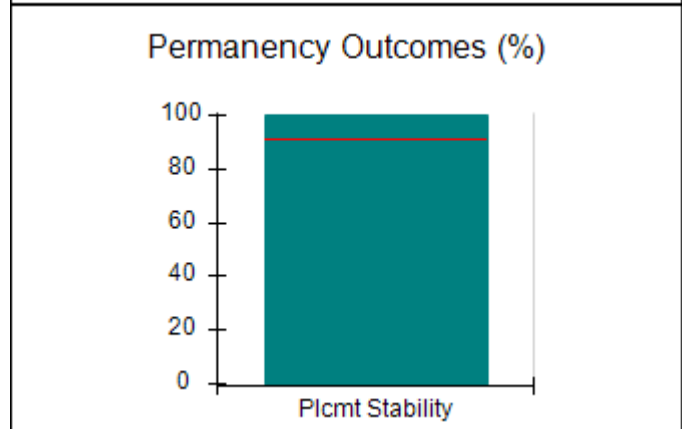
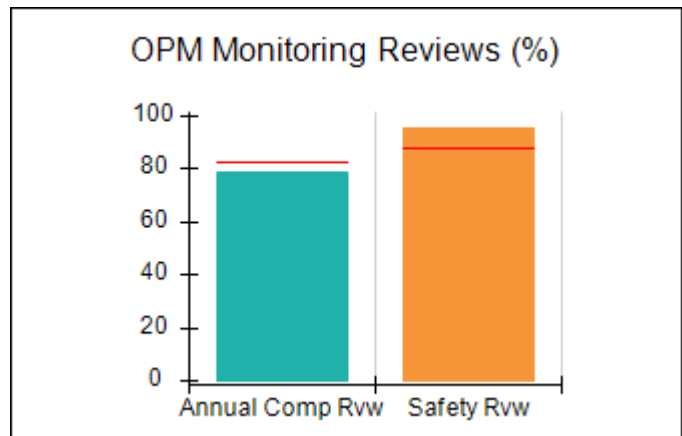
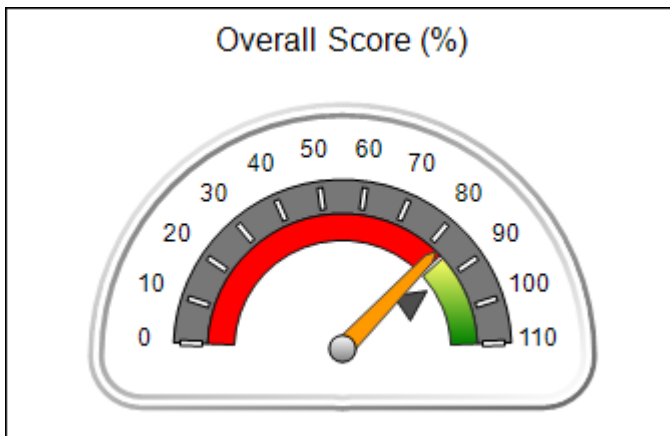
Performance-Based Placement Measures RBWO Provider GA+SCORECARD - CPA

Report Quarter: Q1 FY2021

Provider/Program Name: Ray of Hope Foster Care, Inc. - (5189) - CPA			
4405 Mall Blvd, Union City, GA 30291	Quarterly Scores (Grades)		Current Quarter Score (Grade)
Phone: 770-306-5144	Q1: 82.45 (B-)	Q2: (N/A)	82.45% (B-)
Vendor ID# 125385	Q3: (N/A)	Q4: (N/A)	
# New Foster Homes During Quarter: 1	# Children in Care During Quarter: 10	# Placements During Quarter: 10	# Children in Care On Last Day: 8

Quarterly Provider Comparisons to All CPAs

▼ — indicates average for all CPAs





DHS, DFCS, Office of Provider Management
Performance-Based Placement Measures
RBWO Provider GA+SCORECARD - CPA



Report Quarter: Q1 FY2021

Provider/Program Name: Ray of Hope Foster Care, Inc. - (5189) - CPA				
4405 Mall Blvd, Union City, GA 30291		Quarterly Scores (Grades)		Current Quarter Score (Grade)
Phone: 770-306-5144		Q1: 82.45 (B-)	Q2: (N/A)	82.45% (B-)
Vendor ID# 125385		Q3: (N/A)	Q4: (N/A)	
# New Foster Homes During Quarter: 1	# Children in Care During Quarter: 10	# Placements During Quarter: 10	# Children in Care On Last Day: 8	
	Avg Performance All CPAs (%)	Provider Performance (%)*	Possible Points (Weight)	Provider Points Earned
OPM Monitoring Reviews				
Annual Comprehensive Reviews	83%	79%	25	19.65
Safety Reviews	87%	95%	15	14.25
Monitoring Sub-Total			40	33.90
CPA Safety Outcomes				
Incidence of Maltreatment	0.09%	No Substantiated Reports	10	10.00
Staff Training	93%	75%	5	3.75
Staff Safety Checks	81%	75%	5	3.75
Safety Sub-Total			20	17.50
CPA Permanency Outcomes				
Placement Stability	91%	100%	15	15.00
Permanency Sub-Total			15	15.00
CPA Well-Being Outcomes				
EPSDT Medical Visits	87%	63%	4	2.52
EPSDT Dental Visits	79%	13%	4	0.52
Academic Supports	82%	0%	3	0.00
Provider ECEM Visits	91%	68%	7	4.76
Provider General Contacts	90%	96%	7	6.72
Placements with Siblings	70%	0%	Not Scored	Not Scored
Placements within Legal County	15%	0%	Not Scored	Not Scored
Well-Being Sub-Total			25	14.52
*Performance calculation descriptions can be found in the FY 2019 RBWO PBP Measurements and Standards Guide.				
Monitoring & Outcomes: Possible Points = 100			Points Earned: 80.92	
Score Before Incentives Credit			80.92%	
Incentives Awarded			3.20 pts	
PBP Verification			-1.67 pts	
Total Score			82.45%	



DHS, DFCS, Office of Provider Management
Performance-Based Placement Measures
RBWO Provider GA+SCORECARD - CPA



Report Quarter: Q1 FY2021

Provider/Program Name: Ray of Hope Foster Care, Inc. - (5189) - CPA

# New Foster Homes During Quarter: 1		# Children in Care During Quarter: 10	# Placements During Quarter: 10	# Children in Care On Last Day: 8
CPA Incentive Credits	Avg Performance All CPAs (%)	Provider Performance (%)*	Possible Points (Weight)	Provider Points Earned
Early EPSDT Medical Visits		60%	2	1.20
Early EPSDT Dental Visits		0%	2	0.00
Permanency Contacts		0%	5	0.00
Additional Academic Supports		0%	2	0.00
HS Grad/GED/Prof or Trade Certificate/College		N/A	10/5/5/1	
EYSS Agreement		Not Eligible	5	
Community Connections		0%	4	0.00
Foster Hm Retention Rate (threshold = 90)		33%	2	0.00
Foster Hm Recruitment (threshold = 100)		100%	2	2.00
Active Agency Accreditation		0%	4	0.00
Staff Clinical Licensure		0%	5	0.00
Incentives Total	5.25			3.20
Maximum total combined incentive credit allowed is 10 points.			Incentives Awarded	3.20

*Performance calculation descriptions can be found in the FY 2019 RBWO PBP Measurements and Standards Guide.

Child Protective Services Investigations and Dispositions

The following investigations data, which is not used for scoring but is considered significant to a provider's performance, is from Georgia SHINES and is not considered final or complete until the end of the fiscal year.

Total Reports:	0
Number Screened In:	0
Number Screened Out:	0
Number Substantiated:	0
Number Unsubstantiated:	0
Number Active CPS Investigations:	0



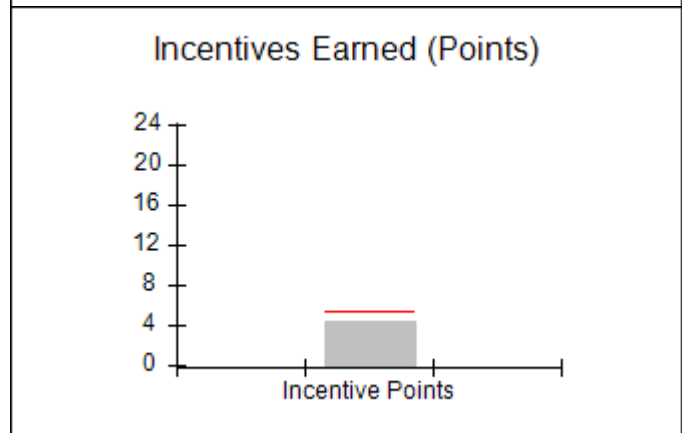
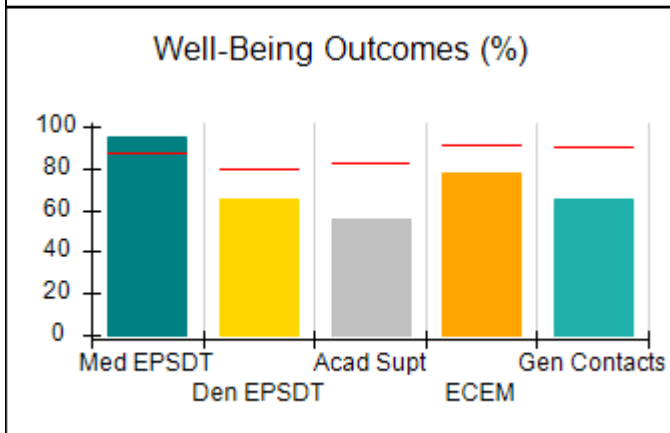
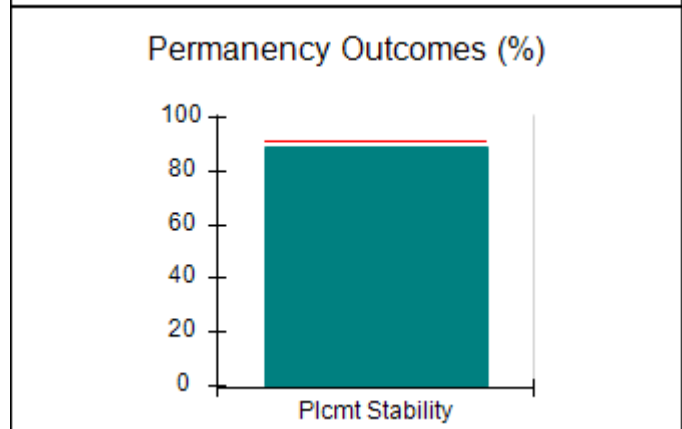
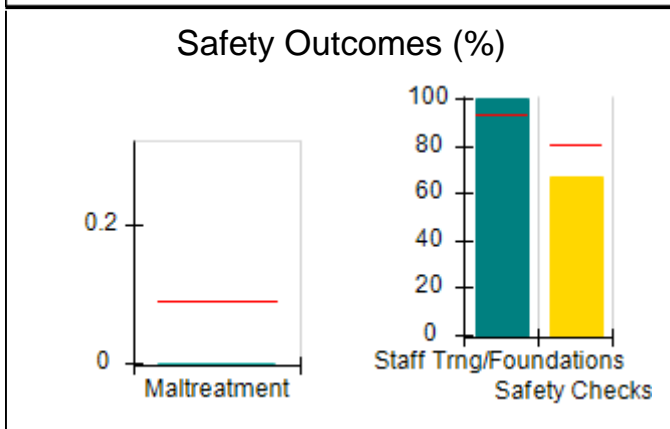
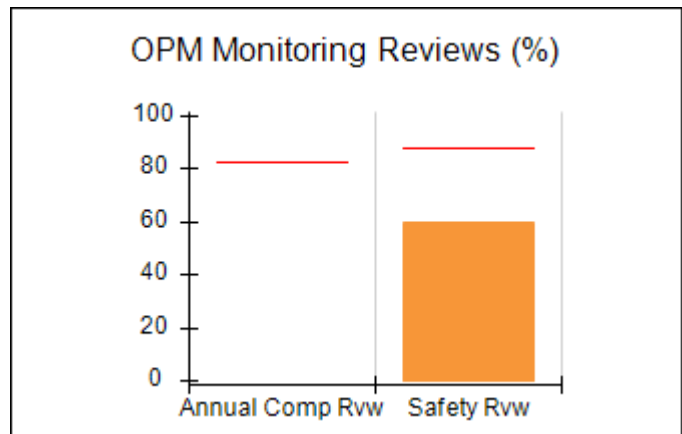
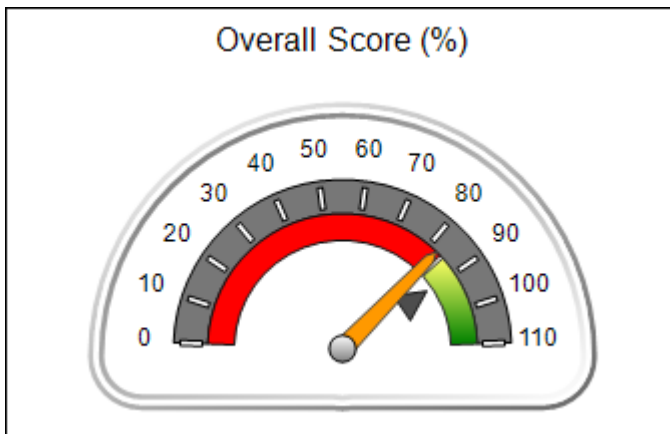
Performance-Based Placement Measures RBWO Provider GA+SCORECARD - CPA

Report Quarter: Q1 FY2021

Provider/Program Name: Safe Haven Around the Clock Youth Service, Inc. - (5352) - CPA			
2800 Northside Crossing, Macon, GA 31210	Quarterly Scores (Grades)		Current Quarter Score (Grade)
Phone: 478-201-0572	Q1: 82.65 (B-)	Q2: (N/A)	82.65% (B-)
Vendor ID# 159638	Q3: (N/A)	Q4: (N/A)	
# New Foster Homes During Quarter: 0	# Children in Care During Quarter: 27	# Placements During Quarter: 29	# Children in Care On Last Day: 18

Quarterly Provider Comparisons to All CPAs

▼ — indicates average for all CPAs





DHS, DFCS, Office of Provider Management
Performance-Based Placement Measures
RBWO Provider GA+SCORECARD - CPA



Report Quarter: Q1 FY2021

Provider/Program Name: Safe Haven Around the Clock Youth Service, Inc. - (5352) - CPA

2800 Northside Crossing, Macon, GA 31210	Quarterly Scores (Grades)		Current Quarter Score (Grade)
Phone: 478-201-0572	Q1: 82.65 (B-)	Q2: (N/A)	82.65% (B-)
Vendor ID# 159638	Q3: (N/A)	Q4: (N/A)	

# New Foster Homes During Quarter: 0	# Children in Care During Quarter: 27	# Placements During Quarter: 29	# Children in Care On Last Day: 18
--------------------------------------	---------------------------------------	---------------------------------	------------------------------------

	Avg Performance All CPAs (%)	Provider Performance (%)*	Possible Points (Weight)	Provider Points Earned
--	------------------------------	---------------------------	--------------------------	------------------------

OPM Monitoring Reviews

Annual Comprehensive Reviews	83%	Not Yet Conducted		
Safety Reviews	87%	60%	15	9.00
Monitoring Sub-Total			15	9.00

CPA Safety Outcomes

Incidence of Maltreatment	0.09%	No Substantiated Reports	10	10.00
Staff Training	93%	100%	5	5.00
Staff Safety Checks	81%	67%	5	3.35
Safety Sub-Total			20	18.35

CPA Permanency Outcomes

Placement Stability	91%	89%	15	13.35
Permanency Sub-Total			15	13.35

CPA Well-Being Outcomes

EPSDT Medical Visits	87%	95%	4	3.80
EPSDT Dental Visits	79%	65%	4	2.60
Academic Supports	82%	56%	3	1.68
Provider ECEM Visits	91%	78%	7	5.46
Provider General Contacts	90%	65%	7	4.55
Placements with Siblings	70%	82%	Not Scored	Not Scored
Placements within Legal County	15%	9%	Not Scored	Not Scored
Well-Being Sub-Total			25	18.09

*Performance calculation descriptions can be found in the FY 2019 RBWO PBP Measurements and Standards Guide.

Monitoring & Outcomes: Possible Points = 75	Points Earned: 58.79
Score Before Incentives Credit	78.39%
Incentives Awarded	4.26 pts
PBP Verification	N/A pts
Total Score	82.65%



DHS, DFCS, Office of Provider Management
Performance-Based Placement Measures
RBWO Provider GA+SCORECARD - CPA



Report Quarter: Q1 FY2021

Provider/Program Name: Safe Haven Around the Clock Youth Service, Inc. - (5352) - CPA

# New Foster Homes During Quarter: 0		# Children in Care During Quarter: 27	# Placements During Quarter: 29	# Children in Care On Last Day: 18
CPA Incentive Credits	Avg Performance All CPAs (%)	Provider Performance (%)*	Possible Points (Weight)	Provider Points Earned
Early EPSDT Medical Visits		100%	2	2.00
Early EPSDT Dental Visits		13%	2	0.26
Permanency Contacts		0%	5	0.00
Additional Academic Supports		0%	2	0.00
HS Grad/GED/Prof or Trade Certificate/College		N/A	10/5/5/1	
EYSS Agreement		Not Eligible	5	
Community Connections		0%	4	0.00
Foster Hm Retention Rate (threshold = 90)		100%	2	2.00
Foster Hm Recruitment (threshold = 100)		0%	2	0.00
Active Agency Accreditation		0%	4	0.00
Staff Clinical Licensure		0%	5	0.00
Incentives Total	5.25			4.26
Maximum total combined incentive credit allowed is 10 points.			Incentives Awarded	4.26

*Performance calculation descriptions can be found in the FY 2019 RBWO PBP Measurements and Standards Guide.

Child Protective Services Investigations and Dispositions

The following investigations data, which is not used for scoring but is considered significant to a provider's performance, is from Georgia SHINES and is not considered final or complete until the end of the fiscal year.

Total Reports:	0
Number Screened In:	0
Number Screened Out:	0
Number Substantiated:	0
Number Unsubstantiated:	0
Number Active CPS Investigations:	0



DHS, DFCS, Office of Provider Management
Performance-Based Placement Measures
RBWO Provider GA+SCORECARD - CPA

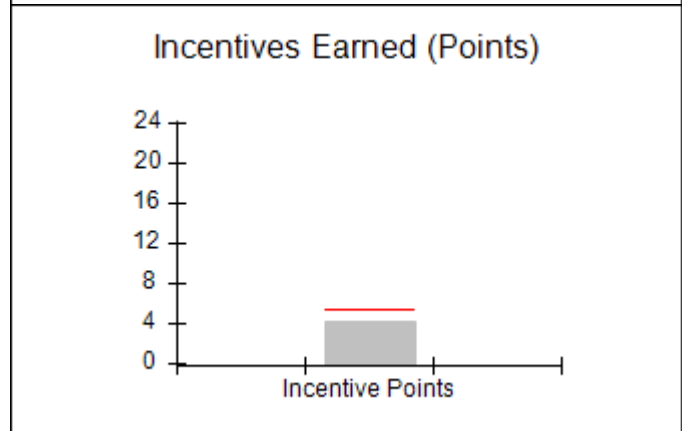
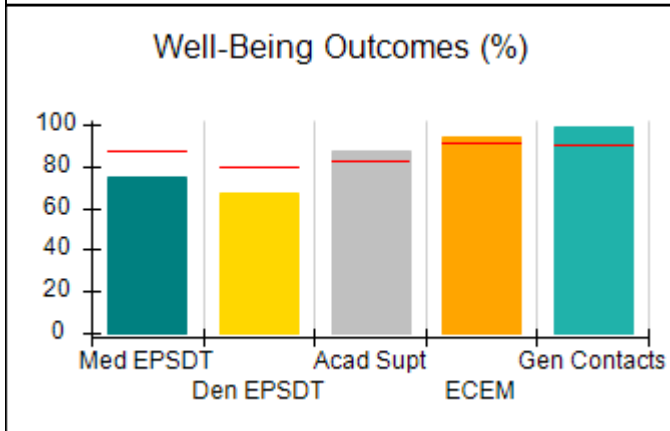
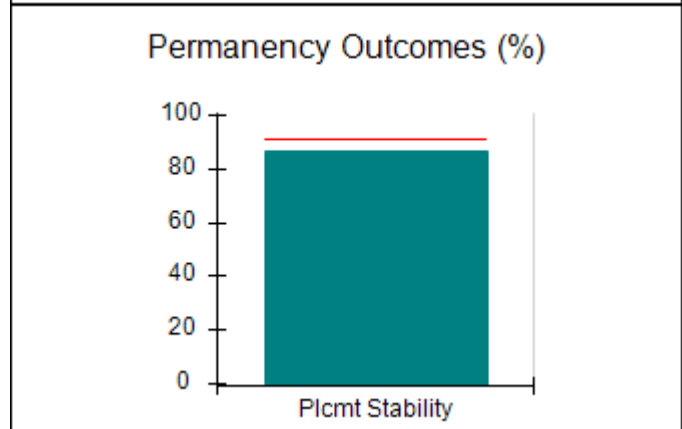
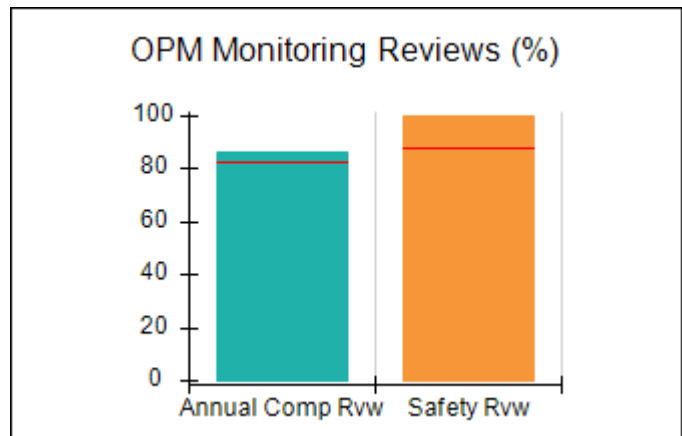
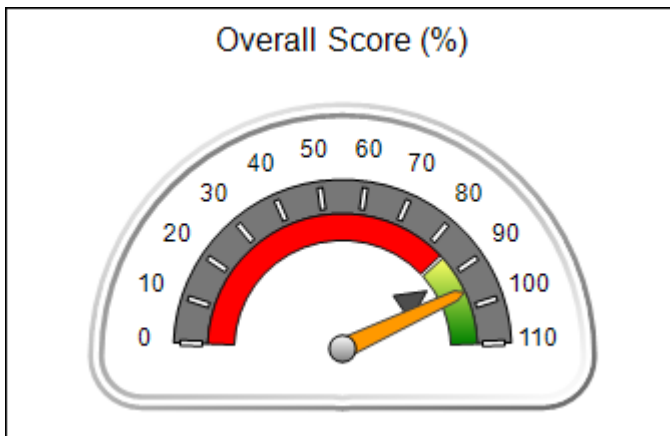


Report Quarter: Q1 FY2021

Provider/Program Name: Seeds That Grow, Inc. - Conyers (5322) - CPA			
1805 Overlake Dr., Conyers, GA 30013	Quarterly Scores (Grades)		Current Quarter Score (Grade)
Phone: 770-679-9021	Q1: 95.64 (A)	Q2: (N/A)	95.64% (A)
Vendor ID# 15077	Q3: (N/A)	Q4: (N/A)	
# New Foster Homes During Quarter: 1	# Children in Care During Quarter: 38	# Placements During Quarter: 38	# Children in Care On Last Day: 24

Quarterly Provider Comparisons to All CPAs

▼ — indicates average for all CPAs





DHS, DFCS, Office of Provider Management
Performance-Based Placement Measures
RBWO Provider GA+SCORECARD - CPA



Report Quarter: Q1 FY2021

Provider/Program Name: Seeds That Grow, Inc. - Conyers (5322) - CPA				
1805 Overlake Dr., Conyers, GA 30013		Quarterly Scores (Grades)		Current Quarter Score (Grade)
Phone: 770-679-9021		Q1: 95.64 (A)	Q2: (N/A)	95.64% (A)
Vendor ID# 15077		Q3: (N/A)	Q4: (N/A)	
# New Foster Homes During Quarter: 1	# Children in Care During Quarter: 38	# Placements During Quarter: 38	# Children in Care On Last Day: 24	
	Avg Performance All CPAs (%)	Provider Performance (%)*	Possible Points (Weight)	Provider Points Earned
OPM Monitoring Reviews				
Annual Comprehensive Reviews	83%	86%	25	21.57
Safety Reviews	87%	100%	15	15.00
Monitoring Sub-Total			40	36.57
CPA Safety Outcomes				
Incidence of Maltreatment	0.09%	No Substantiated Reports	10	10.00
Staff Training	93%	100%	5	5.00
Staff Safety Checks	81%	100%	5	5.00
Safety Sub-Total			20	20.00
CPA Permanency Outcomes				
Placement Stability	91%	87%	15	13.05
Permanency Sub-Total			15	13.05
CPA Well-Being Outcomes				
EPSDT Medical Visits	87%	75%	4	3.00
EPSDT Dental Visits	79%	67%	4	2.68
Academic Supports	82%	87%	3	2.61
Provider ECEM Visits	91%	94%	7	6.58
Provider General Contacts	90%	99%	7	6.93
Placements with Siblings	70%	60%	Not Scored	Not Scored
Placements within Legal County	15%	0%	Not Scored	Not Scored
Well-Being Sub-Total			25	21.80
*Performance calculation descriptions can be found in the FY 2019 RBWO PBP Measurements and Standards Guide.				
Monitoring & Outcomes: Possible Points = 100			Points Earned: 91.42	
Score Before Incentives Credit				91.42%
Incentives Awarded				4.22 pts
PBP Verification				0.00 pts
Total Score				95.64%



DHS, DFCS, Office of Provider Management
Performance-Based Placement Measures
RBWO Provider GA+SCORECARD - CPA



Report Quarter: Q1 FY2021

Provider/Program Name: Seeds That Grow, Inc. - Conyers (5322) - CPA				
# New Foster Homes During Quarter: 1	# Children in Care During Quarter: 38	# Placements During Quarter: 38	# Children in Care On Last Day: 24	
CPA Incentive Credits	Avg Performance All CPAs (%)	Provider Performance (%)*	Possible Points (Weight)	Provider Points Earned
Early EPSDT Medical Visits		50%	2	1.00
Early EPSDT Dental Visits		35%	2	0.70
Permanency Contacts		0%	5	0.00
Additional Academic Supports		26%	2	0.52
HS Grad/GED/Prof or Trade Certificate/College		N/A	10/5/5/1	
EYSS Agreement		Not Eligible	5	
Community Connections		0%	4	0.00
Foster Hm Retention Rate (threshold = 90)		73%	2	0.00
Foster Hm Recruitment (threshold = 100)		100%	2	2.00
Active Agency Accreditation		0%	4	0.00
Staff Clinical Licensure		0%	5	0.00
Incentives Total	5.25			4.22
Maximum total combined incentive credit allowed is 10 points.			Incentives Awarded	4.22
*Performance calculation descriptions can be found in the FY 2019 RBWO PBP Measurements and Standards Guide.				

Child Protective Services Investigations and Dispositions	
The following investigations data, which is not used for scoring but is considered significant to a provider's performance, is from Georgia SHINES and is not considered final or complete until the end of the fiscal year.	
Total Reports:	0
Number Screened In:	0
Number Screened Out:	0
Number Substantiated:	0
Number Unsubstantiated:	0
Number Active CPS Investigations:	0

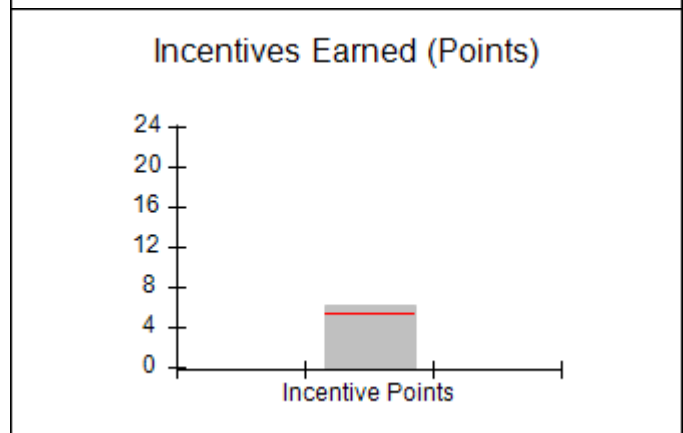
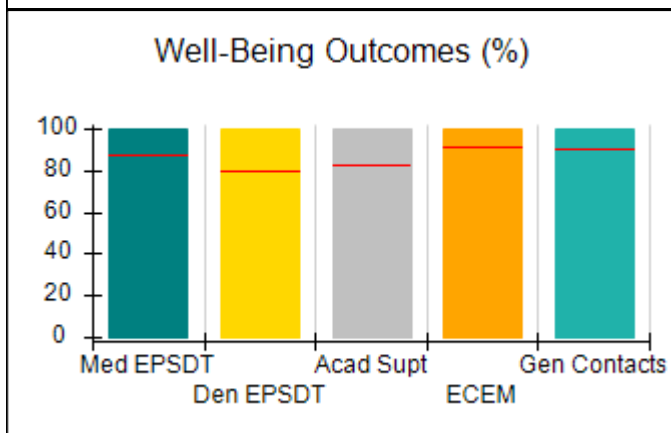
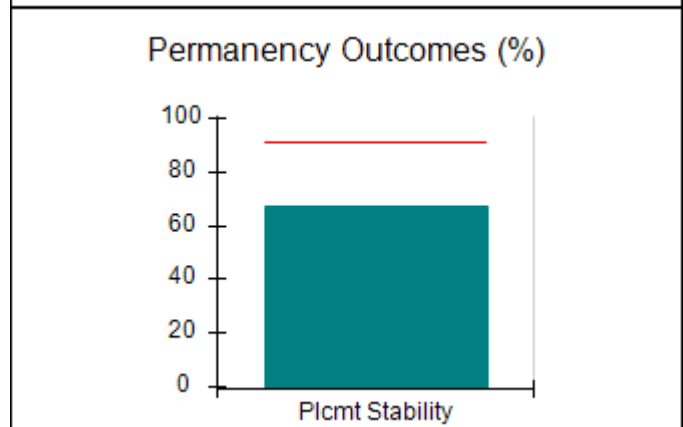
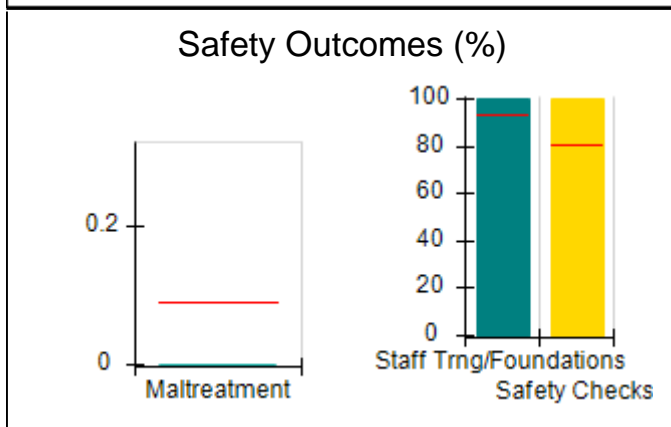
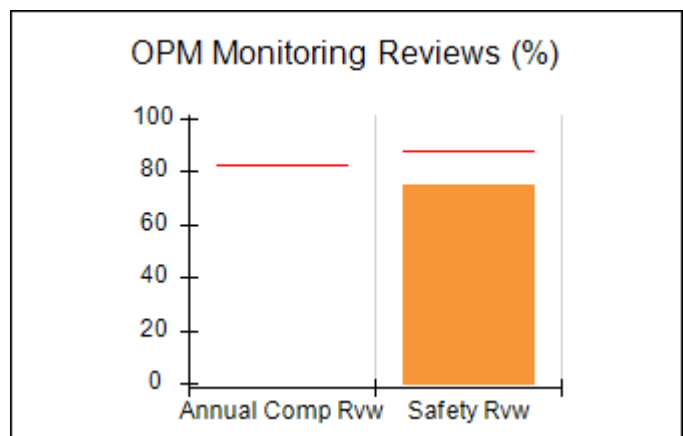
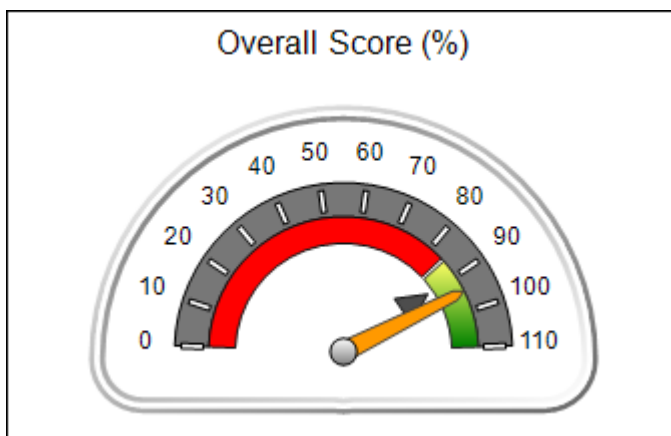


Performance-Based Placement Measures RBWO Provider GA+SCORECARD - CPA

Report Quarter: Q1 FY2021

Provider/Program Name: Seeds That Grow, Inc. - Seeds that Grow, INC Albany (5367) - CPA			
2615 Gillionville Rd., Albany, GA 31721	Quarterly Scores (Grades)		Current Quarter Score (Grade)
Phone: (229) 573-7304	Q1: 94.62 (A)	Q2: (N/A)	94.62% (A)
Vendor ID# 161225	Q3: (N/A)	Q4: (N/A)	
# New Foster Homes During Quarter: 0	# Children in Care During Quarter: 6	# Placements During Quarter: 6	# Children in Care On Last Day: 4
Quarterly Provider Comparisons to All CPAs			

▼ — indicates average for all CPAs





DHS, DFCS, Office of Provider Management
Performance-Based Placement Measures
RBWO Provider GA+SCORECARD - CPA



Report Quarter: Q1 FY2021

Provider/Program Name: Seeds That Grow, Inc. - Seeds that Grow, INC Albany (5367) - CPA				
2615 Gillionville Rd., Albany, GA 31721		Quarterly Scores (Grades)		Current Quarter Score (Grade)
Phone: (229) 573-7304		Q1: 94.62 (A)	Q2: (N/A)	94.62% (A)
Vendor ID# 161225		Q3: (N/A)	Q4: (N/A)	
# New Foster Homes During Quarter: 0	# Children in Care During Quarter: 6	# Placements During Quarter: 6	# Children in Care On Last Day: 4	
	Avg Performance All CPAs (%)	Provider Performance (%)*	Possible Points (Weight)	Provider Points Earned
OPM Monitoring Reviews				
Annual Comprehensive Reviews	83%	Not Yet Conducted		
Safety Reviews	87%	75%	15	11.25
Monitoring Sub-Total			15	11.25
CPA Safety Outcomes				
Incidence of Maltreatment	0.09%	No Substantiated Reports	10	10.00
Staff Training	93%	100%	5	5.00
Staff Safety Checks	81%	100%	5	5.00
Safety Sub-Total			20	20.00
CPA Permanency Outcomes				
Placement Stability	91%	67%	15	10.05
Permanency Sub-Total			15	10.05
CPA Well-Being Outcomes				
EPSDT Medical Visits	87%	100%	4	4.00
EPSDT Dental Visits	79%	100%	4	4.00
Academic Supports	82%	100%	3	3.00
Provider ECEM Visits	91%	100%	7	7.00
Provider General Contacts	90%	100%	7	7.00
Placements with Siblings	70%	18%	Not Scored	Not Scored
Placements within Legal County	15%	0%	Not Scored	Not Scored
Well-Being Sub-Total			25	25.00
*Performance calculation descriptions can be found in the FY 2019 RBWO PBP Measurements and Standards Guide.				
Monitoring & Outcomes: Possible Points = 75			Points Earned: 66.30	
Score Before Incentives Credit				88.40%
Incentives Awarded				6.22 pts
PBP Verification				0.00 pts
Total Score				94.62%



DHS, DFCS, Office of Provider Management
Performance-Based Placement Measures
RBWO Provider GA+SCORECARD - CPA



Report Quarter: Q1 FY2021

Provider/Program Name: Seeds That Grow, Inc. - Seeds that Grow, INC Albany (5367) - CPA

# New Foster Homes During Quarter: 0		# Children in Care During Quarter: 6	# Placements During Quarter: 6	# Children in Care On Last Day: 4
CPA Incentive Credits	Avg Performance All CPAs (%)	Provider Performance (%)*	Possible Points (Weight)	Provider Points Earned
Early EPSDT Medical Visits		100%	2	2.00
Early EPSDT Dental Visits		100%	2	2.00
Permanency Contacts		None Planned	5	
Additional Academic Supports		11%	2	0.22
HS Grad/GED/Prof or Trade Certificate/College		N/A	10/5/5/1	
EYSS Agreement		Not Eligible	5	
Community Connections		0%	4	0.00
Foster Hm Retention Rate (threshold = 90)		67%	2	0.00
Foster Hm Recruitment (threshold = 100)		100%	2	2.00
Active Agency Accreditation		0%	4	0.00
Staff Clinical Licensure		0%	5	0.00
Incentives Total	5.25			6.22
Maximum total combined incentive credit allowed is 10 points.			Incentives Awarded	6.22

*Performance calculation descriptions can be found in the FY 2019 RBWO PBP Measurements and Standards Guide.

Child Protective Services Investigations and Dispositions	
<p>The following investigations data, which is not used for scoring but is considered significant to a provider's performance, is from Georgia SHINES and is not considered final or complete until the end of the fiscal year.</p>	
Total Reports:	0
Number Screened In:	0
Number Screened Out:	0
Number Substantiated:	0
Number Unsubstantiated:	0
Number Active CPS Investigations:	0



DHS, DFCS, Office of Provider Management
Performance-Based Placement Measures
RBWO Provider GA+SCORECARD - CPA

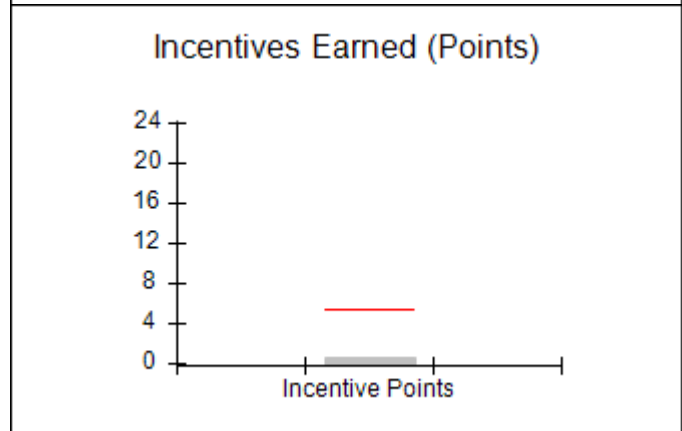
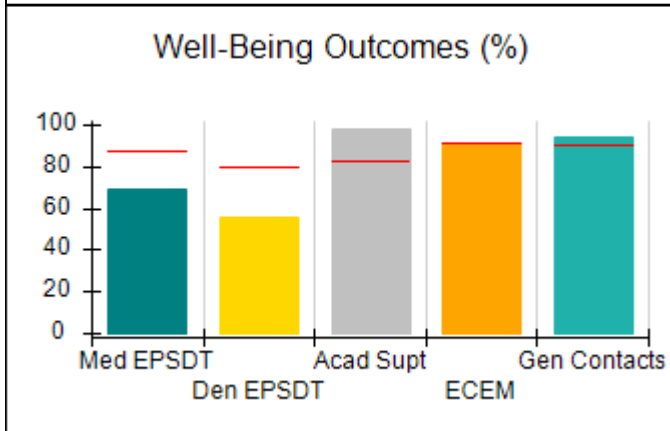
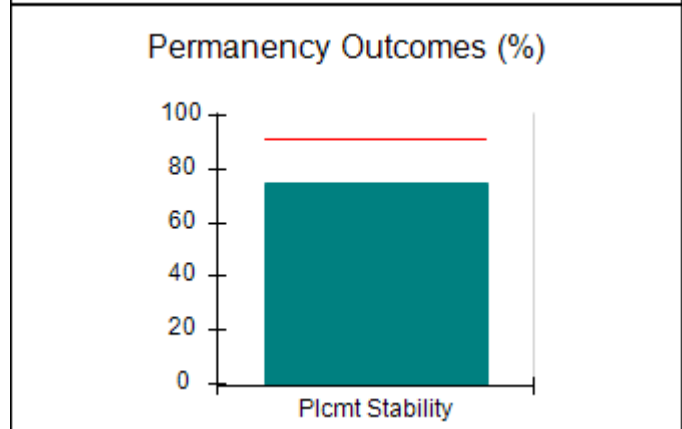
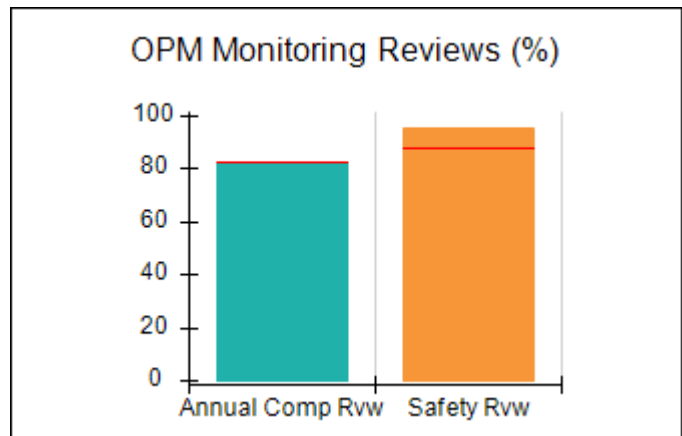
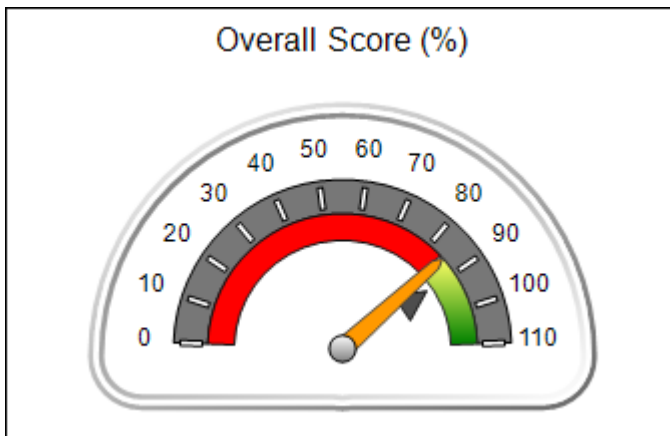


Report Quarter: Q1 FY2021

Provider/Program Name: Trinity J and D, LLC - Trinity J and D, LLC (980) - CPA			
7805 Waters Avenue, Savannah, GA 31406	Quarterly Scores (Grades)		Current Quarter Score (Grade)
Phone: 912-443-3799	Q1: 84.98 (B)	Q2: (N/A)	84.98% (B)
Vendor ID# 40245	Q3: (N/A)	Q4: (N/A)	
# New Foster Homes During Quarter: 1	# Children in Care During Quarter: 36	# Placements During Quarter: 42	# Children in Care On Last Day: 26

Quarterly Provider Comparisons to All CPAs

▼ — indicates average for all CPAs





DHS, DFCS, Office of Provider Management
Performance-Based Placement Measures
RBWO Provider GA+SCORECARD - CPA



Report Quarter: Q1 FY2021

Provider/Program Name: Trinity J and D, LLC - Trinity J and D, LLC (980) - CPA				
7805 Waters Avenue, Savannah, GA 31406		Quarterly Scores (Grades)		Current Quarter Score (Grade)
Phone: 912-443-3799		Q1: 84.98 (B)	Q2: (N/A)	84.98% (B)
Vendor ID# 40245		Q3: (N/A)	Q4: (N/A)	
# New Foster Homes During Quarter: 1		# Children in Care During Quarter: 36	# Placements During Quarter: 42	# Children in Care On Last Day: 26
	Avg Performance All CPAs (%)	Provider Performance (%)*	Possible Points (Weight)	Provider Points Earned
OPM Monitoring Reviews				
Annual Comprehensive Reviews	83%	82%	25	20.61
Safety Reviews	87%	95%	15	14.25
Monitoring Sub-Total			40	34.86
CPA Safety Outcomes				
Incidence of Maltreatment	0.09%	No Substantiated Reports	10	10.00
Staff Training	93%	100%	5	5.00
Staff Safety Checks	81%	50%	5	2.50
Safety Sub-Total			20	17.50
CPA Permanency Outcomes				
Placement Stability	91%	75%	15	11.25
Permanency Sub-Total			15	11.25
CPA Well-Being Outcomes				
EPSDT Medical Visits	87%	69%	4	2.76
EPSDT Dental Visits	79%	56%	4	2.24
Academic Supports	82%	98%	3	2.94
Provider ECEM Visits	91%	91%	7	6.37
Provider General Contacts	90%	94%	7	6.58
Placements with Siblings	70%	100%	Not Scored	Not Scored
Placements within Legal County	15%	0%	Not Scored	Not Scored
Well-Being Sub-Total			25	20.89
*Performance calculation descriptions can be found in the FY 2019 RBWO PBP Measurements and Standards Guide.				
Monitoring & Outcomes: Possible Points = 100			Points Earned: 84.50	
			Score Before Incentives Credit	84.50%
			Incentives Awarded	0.48 pts
			PBP Verification	N/A pts
			Total Score	84.98%



DHS, DFCS, Office of Provider Management
Performance-Based Placement Measures
RBWO Provider GA+SCORECARD - CPA



Report Quarter: Q1 FY2021

Provider/Program Name: Trinity J and D, LLC - Trinity J and D, LLC (980) - CPA				
# New Foster Homes During Quarter: 1	# Children in Care During Quarter: 36	# Placements During Quarter: 42	# Children in Care On Last Day: 26	
CPA Incentive Credits	Avg Performance All CPAs (%)	Provider Performance (%)*	Possible Points (Weight)	Provider Points Earned
Early EPSDT Medical Visits		11%	2	0.22
Early EPSDT Dental Visits		13%	2	0.26
Permanency Contacts		None Planned	5	
Additional Academic Supports		0%	2	0.00
HS Grad/GED/Prof or Trade Certificate/College		N/A	10/5/5/1	
EYSS Agreement		Not Eligible	5	
Community Connections		0%	4	0.00
Foster Hm Retention Rate (threshold = 90)		67%	2	0.00
Foster Hm Recruitment (threshold = 100)		50%	2	0.00
Active Agency Accreditation		0%	4	0.00
Staff Clinical Licensure		0%	5	0.00
Incentives Total	5.25			0.48
Maximum total combined incentive credit allowed is 10 points.			Incentives Awarded	0.48
*Performance calculation descriptions can be found in the FY 2019 RBWO PBP Measurements and Standards Guide.				

Child Protective Services Investigations and Dispositions		
The following investigations data, which is not used for scoring but is considered significant to a provider's performance, is from Georgia SHINES and is not considered final or complete until the end of the fiscal year.		
Total Reports:	0	
Number Screened In:	0	
Number Screened Out:	0	
Number Substantiated:	0	
Number Unsubstantiated:	0	
Number Active CPS Investigations:	0	



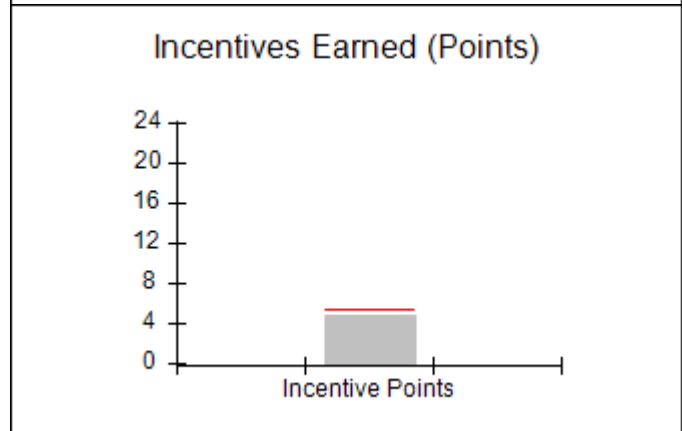
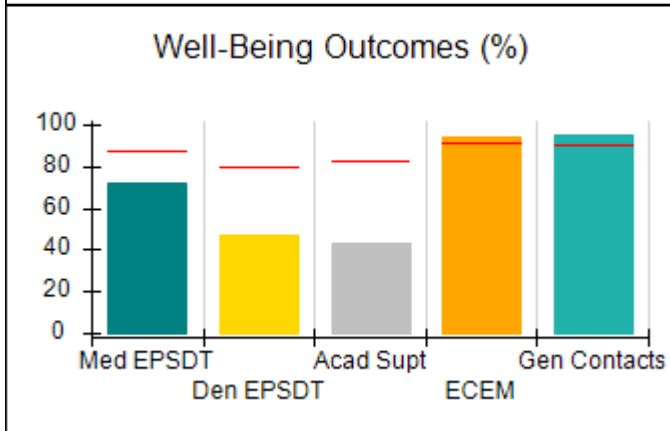
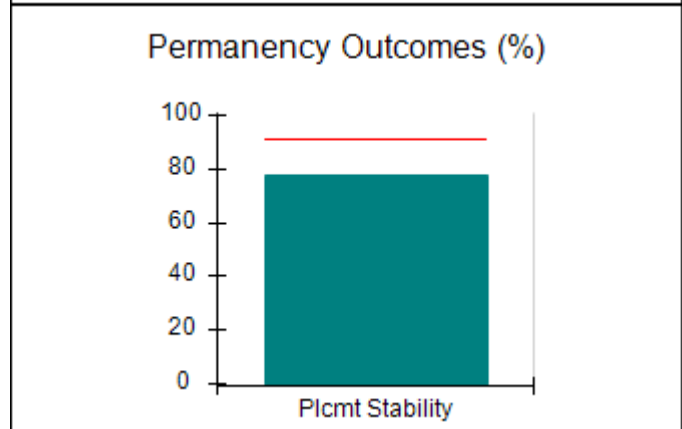
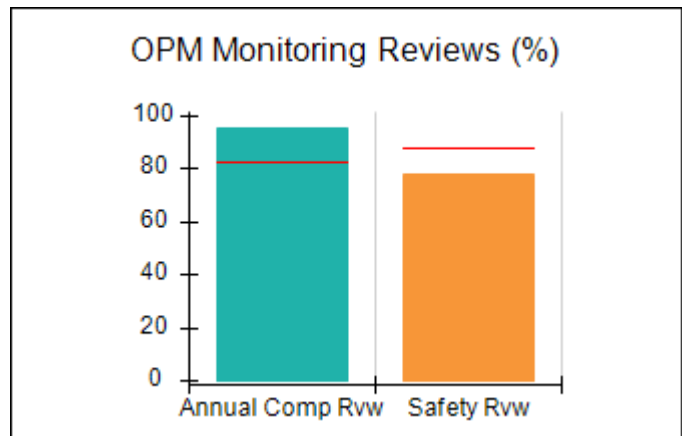
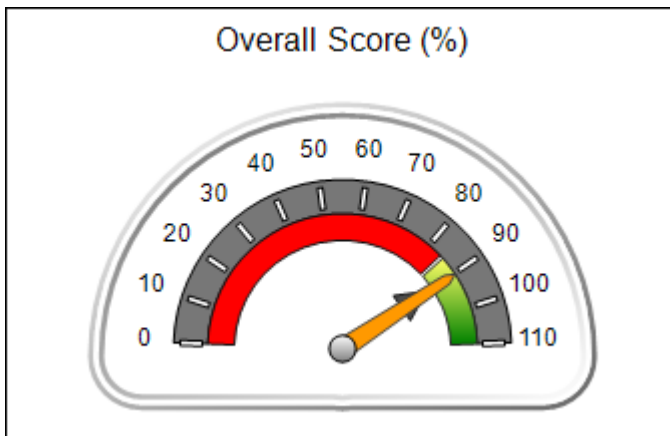
Performance-Based Placement Measures RBWO Provider GA+SCORECARD - CPA

Report Quarter: Q1 FY2021

Provider/Program Name: Twin Cedars Youth Services - Foster Care (932) - CPA			
2250 Northside Crossing, Macon, GA 31210	Quarterly Scores (Grades)		Current Quarter Score (Grade)
Phone: 706-298-0050	Q1: 90.38 (A-)	Q2: (N/A)	90.38% (A-)
Vendor ID# 35611	Q3: (N/A)	Q4: (N/A)	
# New Foster Homes During Quarter: 0	# Children in Care During Quarter: 46	# Placements During Quarter: 53	# Children in Care On Last Day: 36

Quarterly Provider Comparisons to All CPAs

▼ — indicates average for all CPAs





DHS, DFCS, Office of Provider Management
Performance-Based Placement Measures
RBWO Provider GA+SCORECARD - CPA



Report Quarter: Q1 FY2021

Provider/Program Name: Twin Cedars Youth Services - Foster Care (932) - CPA					
2250 Northside Crossing, Macon, GA 31210		Quarterly Scores (Grades)		Current Quarter Score (Grade)	
Phone: 706-298-0050		Q1: 90.38 (A-)	Q2: (N/A)	90.38% (A-)	
Vendor ID# 35611		Q3: (N/A)	Q4: (N/A)		
# New Foster Homes During Quarter: 0		# Children in Care During Quarter: 46	# Placements During Quarter: 53	# Children in Care On Last Day: 36	
		Avg Performance All CPAs (%)	Provider Performance (%)*	Possible Points (Weight)	Provider Points Earned
OPM Monitoring Reviews					
Annual Comprehensive Reviews		83%	95%	25	23.73
Safety Reviews		87%	78%	15	11.63
Monitoring Sub-Total				40	35.36
CPA Safety Outcomes					
Incidence of Maltreatment		0.09%	No Substantiated Reports	10	10.00
Staff Training		93%	86%	5	4.30
Staff Safety Checks		81%	100%	5	5.00
Safety Sub-Total				20	19.30
CPA Permanency Outcomes					
Placement Stability		91%	78%	15	11.70
Permanency Sub-Total				15	11.70
CPA Well-Being Outcomes					
EPSDT Medical Visits		87%	72%	4	2.88
EPSDT Dental Visits		79%	47%	4	1.88
Academic Supports		82%	43%	3	1.29
Provider ECEM Visits		91%	94%	7	6.58
Provider General Contacts		90%	95%	7	6.65
Placements with Siblings		70%	40%	Not Scored	Not Scored
Placements within Legal County		15%	14%	Not Scored	Not Scored
Well-Being Sub-Total				25	19.28
*Performance calculation descriptions can be found in the FY 2019 RBWO PBP Measurements and Standards Guide.					
Monitoring & Outcomes: Possible Points = 100			Points Earned: 85.64		
			Score Before Incentives Credit	85.64%	
			Incentives Awarded	4.74 pts	
			PBP Verification	N/A pts	
			Total Score	90.38%	



DHS, DFCS, Office of Provider Management
Performance-Based Placement Measures
RBWO Provider GA+SCORECARD - CPA



Report Quarter: Q1 FY2021

Provider/Program Name: Twin Cedars Youth Services - Foster Care (932) - CPA					
# New Foster Homes During Quarter: 0		# Children in Care During Quarter: 46	# Placements During Quarter: 53	# Children in Care On Last Day: 36	
CPA Incentive Credits	Avg Performance All CPAs (%)	Provider Performance (%)*	Possible Points (Weight)	Provider Points Earned	
Early EPSDT Medical Visits		20%	2	0.40	
Early EPSDT Dental Visits		17%	2	0.34	
Permanency Contacts		0%	5	0.00	
Additional Academic Supports		0%	2	0.00	
HS Grad/GED/Prof or Trade Certificate/College		N/A	10/5/5/1		
EYSS Agreement		Not Eligible	5		
Community Connections		0%	4	0.00	
Foster Hm Retention Rate (threshold = 90)		91%	2	2.00	
Foster Hm Recruitment (threshold = 100)		0%	2	0.00	
Active Agency Accreditation		50%	4	2.00	
Staff Clinical Licensure		0%	5	0.00	
Incentives Total	5.25			4.74	
Maximum total combined incentive credit allowed is 10 points.			Incentives Awarded	4.74	
*Performance calculation descriptions can be found in the FY 2019 RBWO PBP Measurements and Standards Guide.					

Child Protective Services Investigations and Dispositions		
The following investigations data, which is not used for scoring but is considered significant to a provider's performance, is from Georgia SHINES and is not considered final or complete until the end of the fiscal year.		
Total Reports:	2	
Number Screened In:	0	
Number Screened Out:	2	
Number Substantiated:	0	
Number Unsubstantiated:	0	
Number Active CPS Investigations:	0	



Performance-Based Placement Measures RBWO Provider GA+SCORECARD - CPA

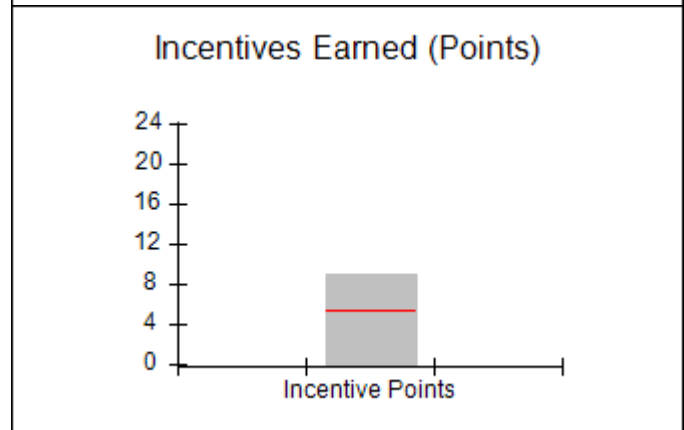
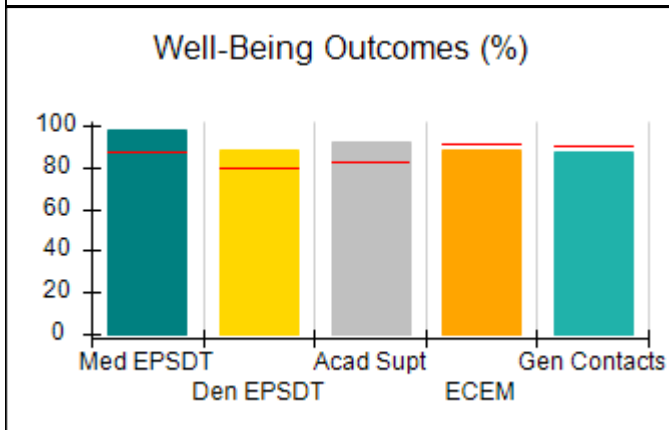
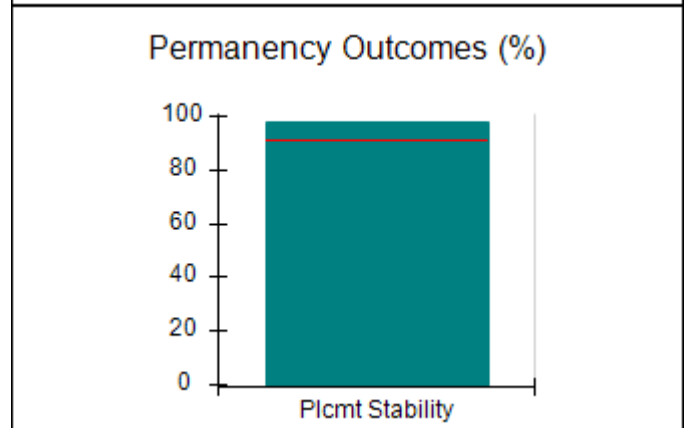
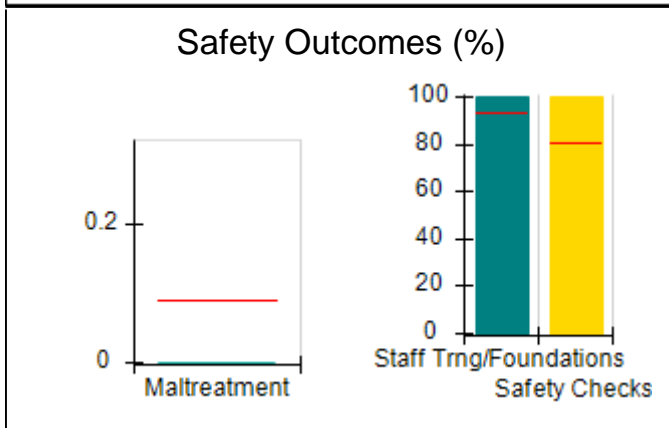
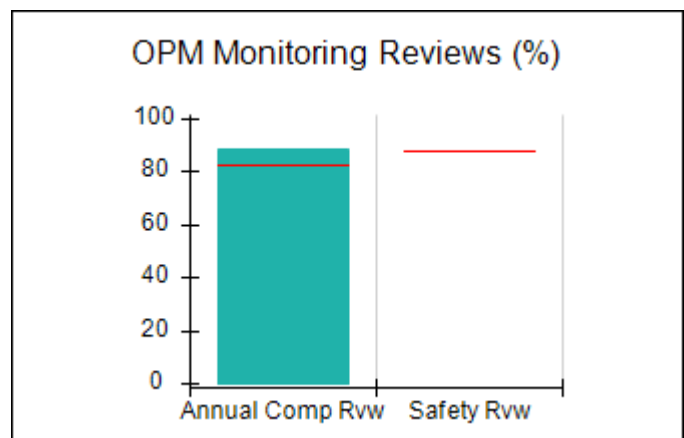
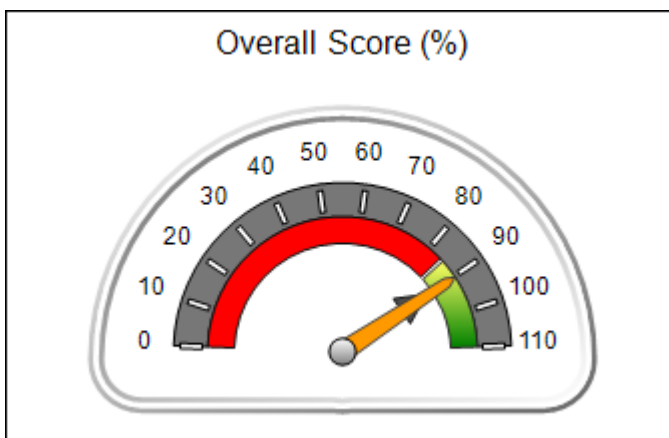
Report Quarter: Q1 FY2021

Provider/Program Name: United Methodist Children Home of the North GA Conference - DBA Wellroot Family Services - (847) - CPA

1967 Lakeside Pkwy, Tucker, GA 30084	Quarterly Scores (Grades)		Current Quarter Score (Grade)
Phone: 404-327-5820	Q1: 90.37 (A-)	Q2: (N/A)	90.37% (A-)
Vendor ID# 35624	Q3: (N/A)	Q4: (N/A)	
# New Foster Homes During Quarter: 4	# Children in Care During Quarter: 55	# Placements During Quarter: 56	# Children in Care On Last Day: 49

Quarterly Provider Comparisons to All CPAs

▼ — indicates average for all CPAs





**Performance-Based Placement Measures
RBWO Provider GA+SCORECARD - CPA**

Report Quarter: Q1 FY2021

Provider/Program Name: United Methodist Children Home of the North GA Conference - DBA Wellroot Family Services - (847) - CPA

1967 Lakeside Pkwy, Tucker, GA 30084	Quarterly Scores (Grades)		Current Quarter Score (Grade)
Phone: 404-327-5820	Q1: 90.37 (A-)	Q2: (N/A)	90.37% (A-)
Vendor ID# 35624	Q3: (N/A)	Q4: (N/A)	

# New Foster Homes During Quarter: 4	# Children in Care During Quarter: 55	# Placements During Quarter: 56	# Children in Care On Last Day: 49
--------------------------------------	---------------------------------------	---------------------------------	------------------------------------

	Avg Performance All CPAs (%)	Provider Performance (%)*	Possible Points (Weight)	Provider Points Earned
--	------------------------------	---------------------------	--------------------------	------------------------

OPM Monitoring Reviews

Annual Comprehensive Reviews	83%	89%	25	22.18
Safety Reviews	87%	Not Yet Conducted		
Monitoring Sub-Total			25	22.18

CPA Safety Outcomes

Incidence of Maltreatment	0.09%	No Substantiated Reports	10	10.00
Staff Training	93%	100%	5	5.00
Staff Safety Checks	81%	100%	5	5.00
Safety Sub-Total			20	20.00

CPA Permanency Outcomes

Placement Stability	91%	98%	15	14.70
Permanency Sub-Total			15	14.70

CPA Well-Being Outcomes

EPSDT Medical Visits	87%	98%	4	3.92
EPSDT Dental Visits	79%	88%	4	3.52
Academic Supports	82%	92%	3	2.76
Provider ECEM Visits	91%	88%	7	6.16
Provider General Contacts	90%	87%	7	6.09
Placements with Siblings	70%	67%	Not Scored	Not Scored
Placements within Legal County	15%	0%	Not Scored	Not Scored
Well-Being Sub-Total			25	22.45

*Performance calculation descriptions can be found in the FY 2019 RBWO PBP Measurements and Standards Guide.

Monitoring & Outcomes: Possible Points = 85	Points Earned: 79.33
Score Before Incentives Credit	93.33%
Incentives Awarded	9.04 pts
PBP Verification	-12.00 pts
Total Score	90.37%



**Performance-Based Placement Measures
RBWO Provider GA+SCORECARD - CPA**

Report Quarter: Q1 FY2021

Provider/Program Name: United Methodist Children Home of the North GA Conference - DBA Wellroot Family Services - (847) - CPA

CPA Incentive Credits		Avg Performance All CPAs (%)	Provider Performance (%)*	Possible Points (Weight)	Provider Points Earned
Early EPSDT Medical Visits			83%	2	1.66
Early EPSDT Dental Visits			40%	2	0.80
Permanency Contacts			0%	5	0.00
Additional Academic Supports			4%	2	0.08
HS Grad/GED/Prof or Trade Certificate/College			N/A	10/5/5/1	
EYSS Agreement			Not Eligible	5	
Community Connections			0%	4	0.00
Foster Hm Retention Rate (threshold = 90)			67%	2	0.00
Foster Hm Recruitment (threshold = 100)			100%	2	2.00
Active Agency Accreditation			100%	4	4.00
Staff Clinical Licensure			10%	5	0.50
Incentives Total		5.25			9.04
Maximum total combined incentive credit allowed is 10 points.				Incentives Awarded	9.04

*Performance calculation descriptions can be found in the FY 2019 RBWO PBP Measurements and Standards Guide.

Child Protective Services Investigations and Dispositions

The following investigations data, which is not used for scoring but is considered significant to a provider's performance, is from Georgia SHINES and is not considered final or complete until the end of the fiscal year.

Total Reports:	0
Number Screened In:	0
Number Screened Out:	0
Number Substantiated:	0
Number Unsubstantiated:	0
Number Active CPS Investigations:	0



Performance-Based Placement Measures RBWO Provider GA+SCORECARD - CPA

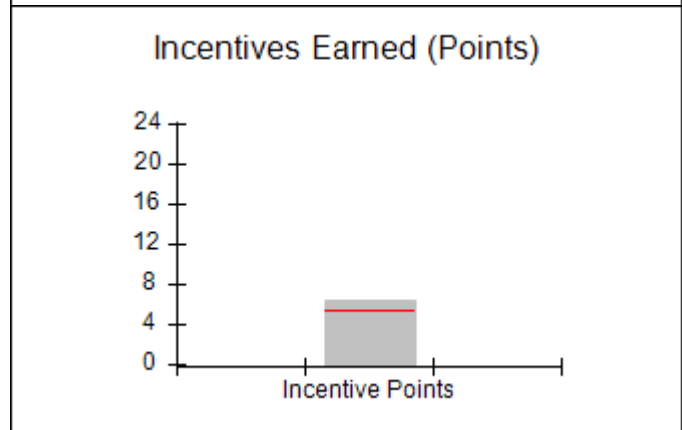
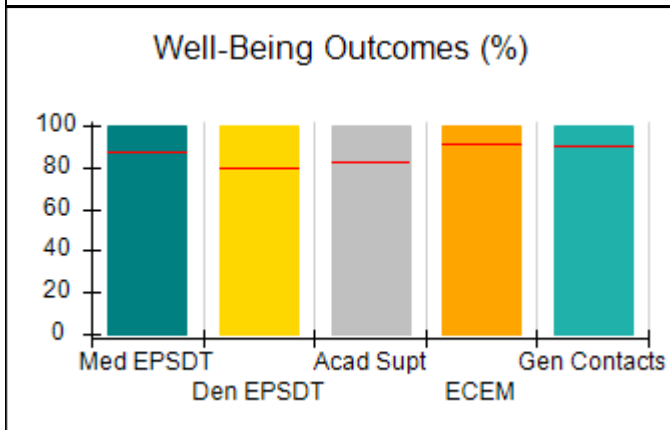
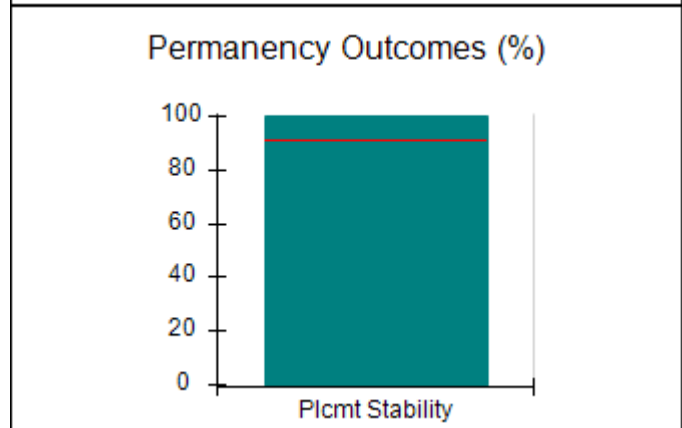
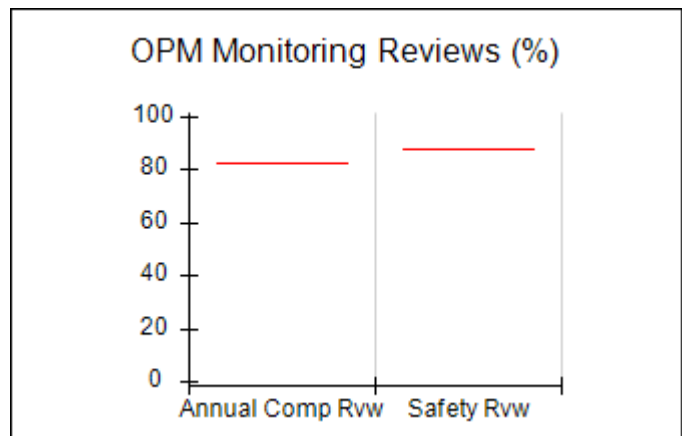
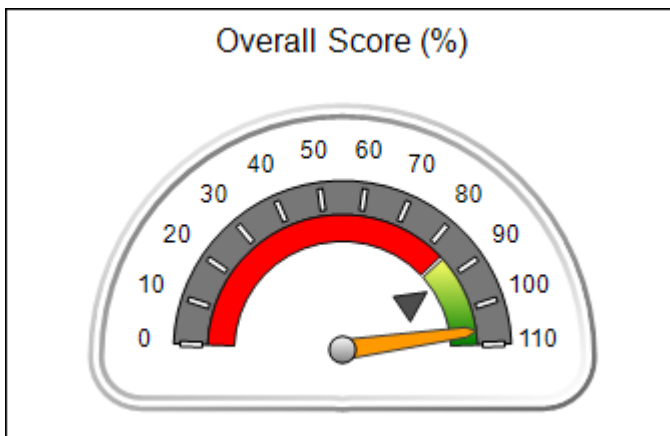
Report Quarter: Q1 FY2021

Provider/Program Name: United Methodist Children Home of the North GA Conference - DBA Wellroot Family Services - Augusta (5363) - CPA

5555 Hereford Farm Rd., Evans, GA 30809	Quarterly Scores (Grades)		Current Quarter Score (Grade)
Phone: 404-327-5841	Q1: 106.26 (A+)	Q2: (N/A)	106.26% (A+)
Vendor ID# 161215	Q3: (N/A)	Q4: (N/A)	
# New Foster Homes During Quarter: 0	# Children in Care During Quarter: 5	# Placements During Quarter: 5	# Children in Care On Last Day: 5

Quarterly Provider Comparisons to All CPAs

▼ — indicates average for all CPAs





**Performance-Based Placement Measures
RBWO Provider GA+SCORECARD - CPA**

Report Quarter: Q1 FY2021

Provider/Program Name: United Methodist Children Home of the North GA Conference - DBA Wellroot Family Services - Augusta (5363) - CPA

5555 Hereford Farm Rd., Evans, GA 30809	Quarterly Scores (Grades)		Current Quarter Score (Grade)
Phone: 404-327-5841	Q1: 106.26 (A+)	Q2: (N/A)	106.26% (A+)
Vendor ID# 161215	Q3: (N/A)	Q4: (N/A)	

# New Foster Homes During Quarter: 0	# Children in Care During Quarter: 5	# Placements During Quarter: 5	# Children in Care On Last Day: 5
--------------------------------------	--------------------------------------	--------------------------------	-----------------------------------

	Avg Performance All CPAs (%)	Provider Performance (%)*	Possible Points (Weight)	Provider Points Earned
--	------------------------------	---------------------------	--------------------------	------------------------

OPM Monitoring Reviews

Annual Comprehensive Reviews	83%	Not Yet Conducted		
Safety Reviews	87%	Not Yet Conducted		
Monitoring Sub-Total				0.00

CPA Safety Outcomes

Incidence of Maltreatment	0.09%	No Substantiated Reports	10	10.00
Staff Training	93%	100%	5	5.00
Staff Safety Checks	81%	100%	5	5.00
Safety Sub-Total			20	20.00

CPA Permanency Outcomes

Placement Stability	91%	100%	15	15.00
Permanency Sub-Total			15	15.00

CPA Well-Being Outcomes

EPSDT Medical Visits	87%	100%	4	4.00
EPSDT Dental Visits	79%	100%	4	4.00
Academic Supports	82%	100%	3	3.00
Provider ECEM Visits	91%	100%	7	7.00
Provider General Contacts	90%	100%	7	7.00
Placements with Siblings	70%	75%	Not Scored	Not Scored
Placements within Legal County	15%	0%	Not Scored	Not Scored
Well-Being Sub-Total			25	25.00

*Performance calculation descriptions can be found in the FY 2019 RBWO PBP Measurements and Standards Guide.

Monitoring & Outcomes: Possible Points = 60	Points Earned: 60.00
Score Before Incentives Credit	100.00%
Incentives Awarded	6.26 pts
PBP Verification	N/A pts
Total Score	106.26%



**Performance-Based Placement Measures
RBWO Provider GA+SCORECARD - CPA**

Report Quarter: Q1 FY2021

Provider/Program Name: United Methodist Children Home of the North GA Conference - DBA Wellroot Family Services - Augusta (5363) - CPA

# New Foster Homes During Quarter: 0		# Children in Care During Quarter: 5	# Placements During Quarter: 5	# Children in Care On Last Day: 5
CPA Incentive Credits	Avg Performance All CPAs (%)	Provider Performance (%)*	Possible Points (Weight)	Provider Points Earned
Early EPSDT Medical Visits		100%	2	2.00
Early EPSDT Dental Visits		Not Eligible	2	
Permanency Contacts		0%	5	0.00
Additional Academic Supports		13%	2	0.26
HS Grad/GED/Prof or Trade Certificate/College		N/A	10/5/5/1	
EYSS Agreement		Not Eligible	5	
Community Connections		0%	4	0.00
Foster Hm Retention Rate (threshold = 90)		50%	2	0.00
Foster Hm Recruitment (threshold = 100)		0%	2	0.00
Active Agency Accreditation		100%	4	4.00
Staff Clinical Licensure		0%	5	0.00
Incentives Total	5.25			6.26
Maximum total combined incentive credit allowed is 10 points.			Incentives Awarded	6.26
*Performance calculation descriptions can be found in the FY 2019 RBWO PBP Measurements and Standards Guide.				

Child Protective Services Investigations and Dispositions	
The following investigations data, which is not used for scoring but is considered significant to a provider's performance, is from Georgia SHINES and is not considered final or complete until the end of the fiscal year.	
Total Reports:	0
Number Screened In:	0
Number Screened Out:	0
Number Substantiated:	0
Number Unsubstantiated:	0
Number Active CPS Investigations:	0



Performance-Based Placement Measures RBWO Provider GA+SCORECARD - CPA

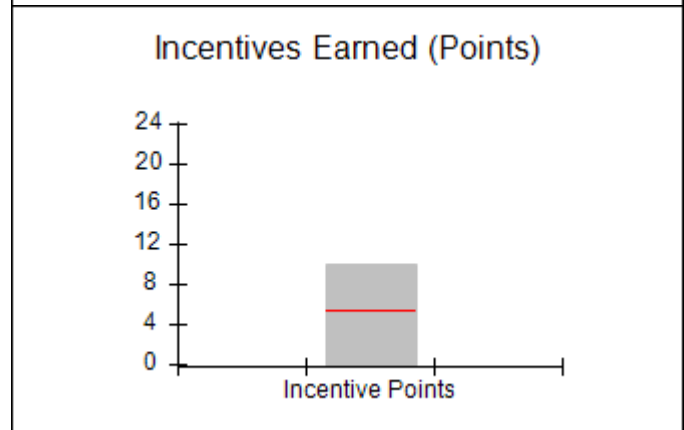
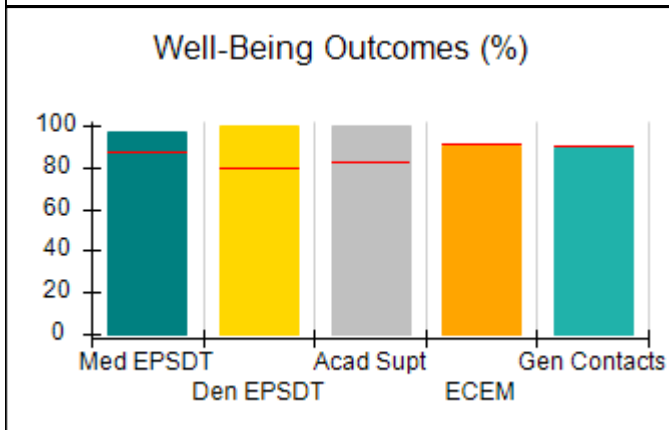
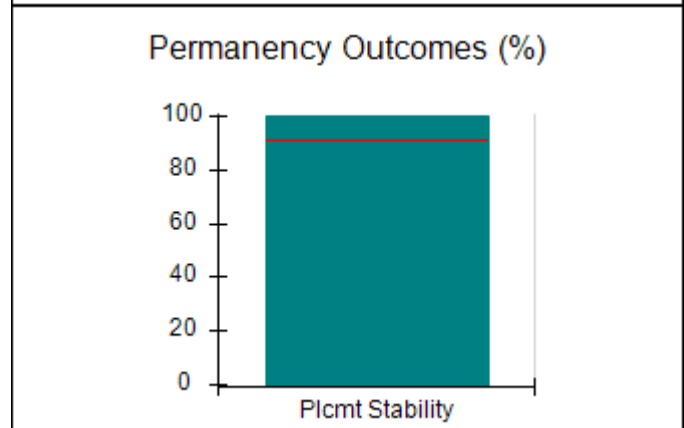
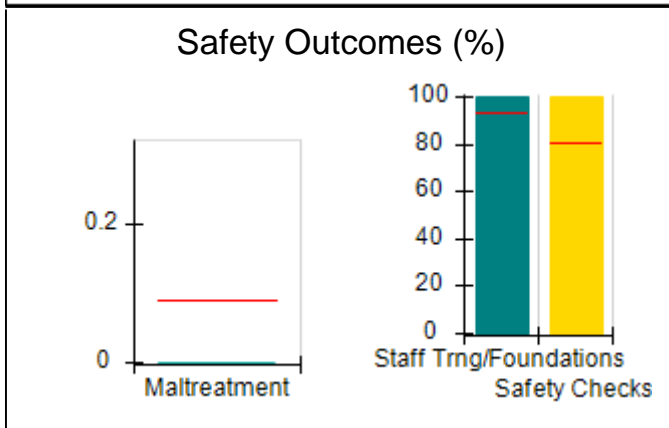
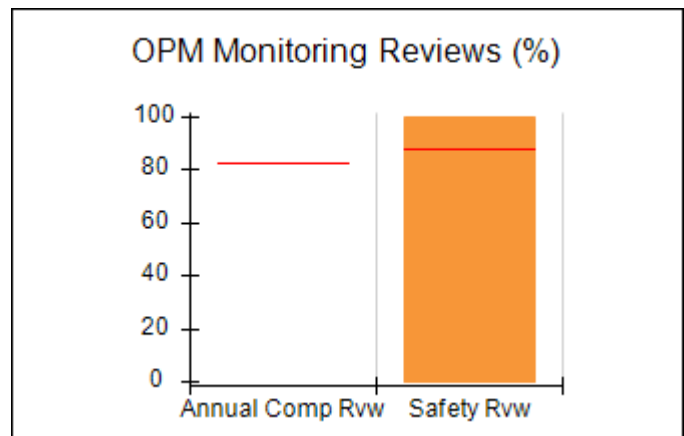
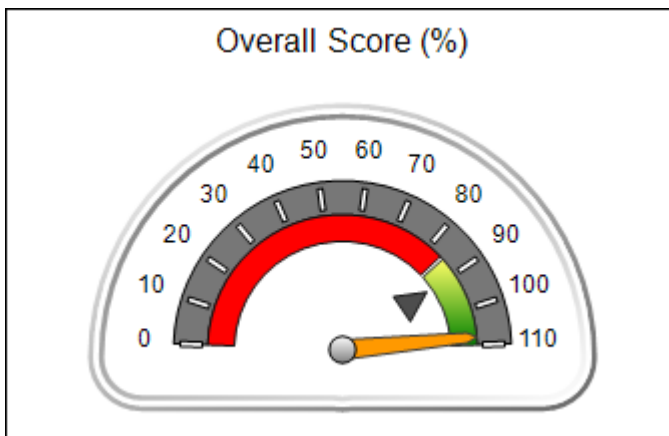
Report Quarter: Q1 FY2021

Provider/Program Name: United Methodist Children Home of the North GA Conference - DBA Wellroot Family Services - Gainesville (5364) - CPA

604 Washington St. N.W., Gainesville, GA 30501	Quarterly Scores (Grades)		Current Quarter Score (Grade)
Phone: 404-327-5841	Q1: 107.88 (A+)	Q2: (N/A)	107.88% (A+)
Vendor ID# 161216	Q3: (N/A)	Q4: (N/A)	
# New Foster Homes During Quarter: 2	# Children in Care During Quarter: 30	# Placements During Quarter: 30	# Children in Care On Last Day: 27

Quarterly Provider Comparisons to All CPAs

▼ — indicates average for all CPAs





**Performance-Based Placement Measures
RBWO Provider GA+SCORECARD - CPA**

Report Quarter: Q1 FY2021

Provider/Program Name: United Methodist Children Home of the North GA Conference - DBA Wellroot Family Services - Gainesville (5364) - CPA

604 Washington St. N.W., Gainesville, GA 30501	Quarterly Scores (Grades)		Current Quarter Score (Grade)
Phone: 404-327-5841	Q1: 107.88 (A+)	Q2: (N/A)	107.88% (A+)
Vendor ID# 161216	Q3: (N/A)	Q4: (N/A)	

# New Foster Homes During Quarter: 2	# Children in Care During Quarter: 30	# Placements During Quarter: 30	# Children in Care On Last Day: 27
--------------------------------------	---------------------------------------	---------------------------------	------------------------------------

	Avg Performance All CPAs (%)	Provider Performance (%)*	Possible Points (Weight)	Provider Points Earned
--	------------------------------	---------------------------	--------------------------	------------------------

OPM Monitoring Reviews

Annual Comprehensive Reviews	83%	Not Yet Conducted		
Safety Reviews	87%	100%	15	15.00
Monitoring Sub-Total			15	15.00

CPA Safety Outcomes

Incidence of Maltreatment	0.09%	No Substantiated Reports	10	10.00
Staff Training	93%	100%	5	5.00
Staff Safety Checks	81%	100%	5	5.00
Safety Sub-Total			20	20.00

CPA Permanency Outcomes

Placement Stability	91%	100%	15	15.00
Permanency Sub-Total			15	15.00

CPA Well-Being Outcomes

EPSDT Medical Visits	87%	97%	4	3.88
EPSDT Dental Visits	79%	100%	4	4.00
Academic Supports	82%	100%	3	3.00
Provider ECEM Visits	91%	90%	7	6.30
Provider General Contacts	90%	89%	7	6.23
Placements with Siblings	70%	79%	Not Scored	Not Scored
Placements within Legal County	15%	50%	Not Scored	Not Scored
Well-Being Sub-Total			25	23.41

*Performance calculation descriptions can be found in the FY 2019 RBWO PBP Measurements and Standards Guide.

Monitoring & Outcomes: Possible Points = 75	Points Earned: 73.41
Score Before Incentives Credit	97.88%
Incentives Awarded	10.00 pts
PBP Verification	N/A pts
Total Score	107.88%



DHS, DFCS, Office of Provider Management
Performance-Based Placement Measures
RBWO Provider GA+SCORECARD - CPA



Report Quarter: Q1 FY2021

Provider/Program Name: United Methodist Children Home of the North GA Conference - DBA Wellroot Family Services - Gainesville (5364) - CPA

# New Foster Homes During Quarter: 2	# Children in Care During Quarter: 30	# Placements During Quarter: 30	# Children in Care On Last Day: 27	
CPA Incentive Credits	Avg Performance All CPAs (%)	Provider Performance (%)*	Possible Points (Weight)	Provider Points Earned
Early EPSDT Medical Visits		100%	2	2.00
Early EPSDT Dental Visits		100%	2	2.00
Permanency Contacts		0%	5	0.00
Additional Academic Supports		0%	2	0.00
HS Grad/GED/Prof or Trade Certificate/College		N/A	10/5/5/1	
EYSS Agreement		Not Eligible	5	
Community Connections		0%	4	0.00
Foster Hm Retention Rate (threshold = 90)		90%	2	2.00
Foster Hm Recruitment (threshold = 100)		25%	2	0.00
Active Agency Accreditation		100%	4	4.00
Staff Clinical Licensure		0%	5	0.00
Incentives Total	5.25			10.00
Maximum total combined incentive credit allowed is 10 points.			Incentives Awarded	10.00

*Performance calculation descriptions can be found in the FY 2019 RBWO PBP Measurements and Standards Guide.

Child Protective Services Investigations and Dispositions	
The following investigations data, which is not used for scoring but is considered significant to a provider's performance, is from Georgia SHINES and is not considered final or complete until the end of the fiscal year.	
Total Reports:	0
Number Screened In:	0
Number Screened Out:	0
Number Substantiated:	0
Number Unsubstantiated:	0
Number Active CPS Investigations:	0



Performance-Based Placement Measures RBWO Provider GA+SCORECARD - CPA

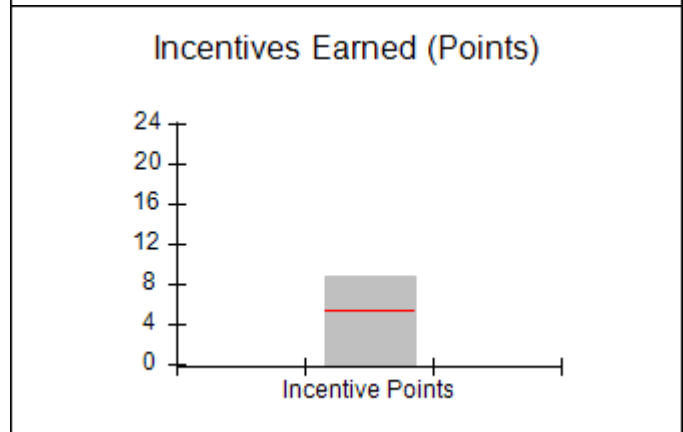
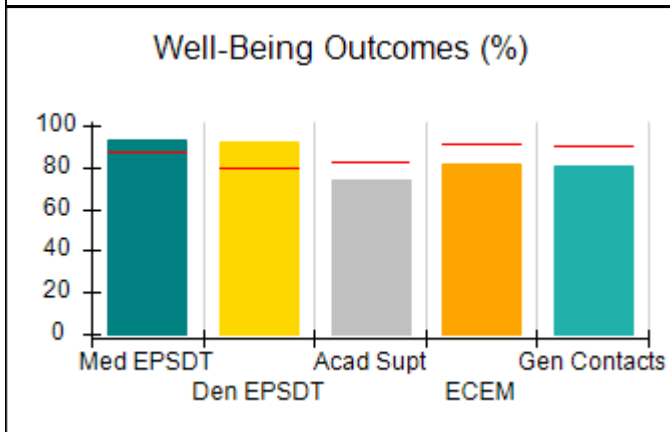
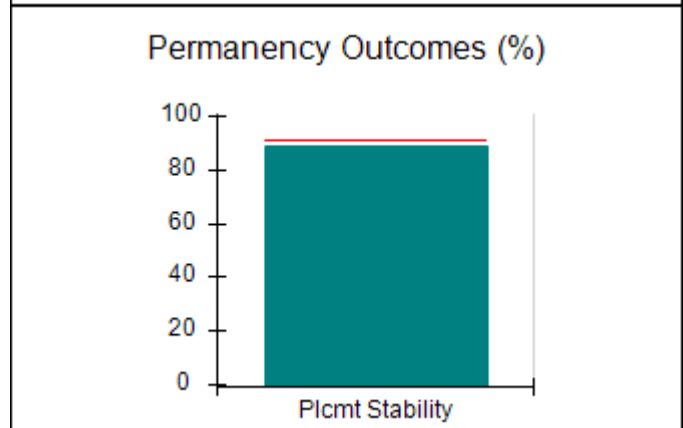
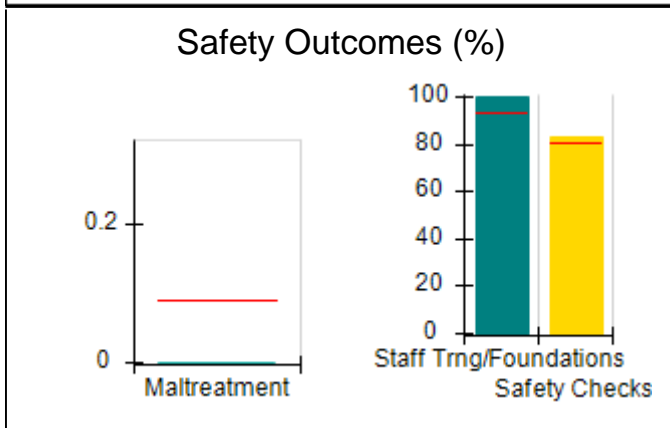
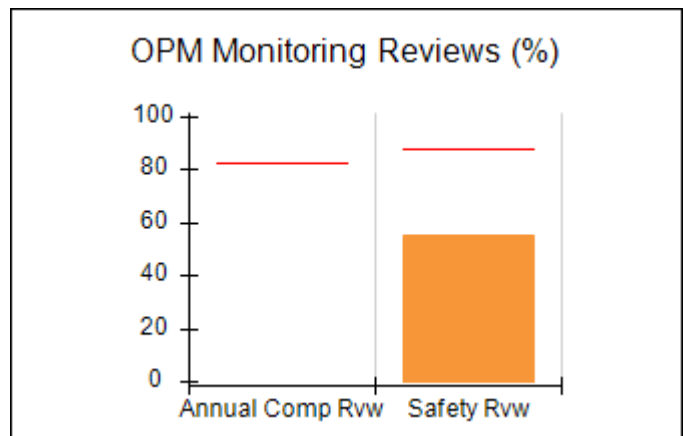
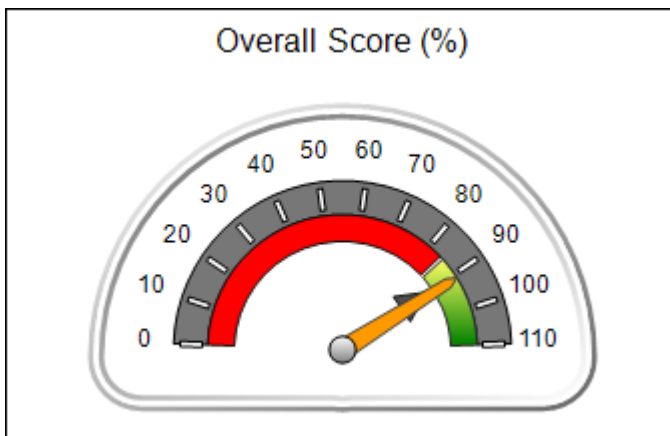
Report Quarter: Q1 FY2021

Provider/Program Name: United Methodist Children Home of the North GA Conference - DBA Wellroot Family Services - Newnan (5365) - CPA

17-23 Greenville St., Newnan, GA 30263	Quarterly Scores (Grades)		Current Quarter Score (Grade)
Phone: 404-327-5841	Q1: 91.17 (A-)	Q2: (N/A)	91.17% (A-)
Vendor ID# 161217	Q3: (N/A)	Q4: (N/A)	
# New Foster Homes During Quarter: 3	# Children in Care During Quarter: 27	# Placements During Quarter: 30	# Children in Care On Last Day: 27

Quarterly Provider Comparisons to All CPAs

▼ — indicates average for all CPAs





**Performance-Based Placement Measures
RBWO Provider GA+SCORECARD - CPA**

Report Quarter: Q1 FY2021

Provider/Program Name: United Methodist Children Home of the North GA Conference - DBA Wellroot Family Services - Newnan (5365) - CPA

17-23 Greenville St., Newnan, GA 30263	Quarterly Scores (Grades)		Current Quarter Score (Grade)
Phone: 404-327-5841	Q1: 91.17 (A-)	Q2: (N/A)	91.17% (A-)
Vendor ID# 161217	Q3: (N/A)	Q4: (N/A)	

# New Foster Homes During Quarter: 3	# Children in Care During Quarter: 27	# Placements During Quarter: 30	# Children in Care On Last Day: 27
--------------------------------------	---------------------------------------	---------------------------------	------------------------------------

	Avg Performance All CPAs (%)	Provider Performance (%)*	Possible Points (Weight)	Provider Points Earned
--	------------------------------	---------------------------	--------------------------	------------------------

OPM Monitoring Reviews

Annual Comprehensive Reviews	83%	Not Yet Conducted		
Safety Reviews	87%	55%	15	8.25
Monitoring Sub-Total			15	8.25

CPA Safety Outcomes

Incidence of Maltreatment	0.09%	No Substantiated Reports	10	10.00
Staff Training	93%	100%	5	5.00
Staff Safety Checks	81%	83%	5	4.15
Safety Sub-Total			20	19.15

CPA Permanency Outcomes

Placement Stability	91%	89%	15	13.35
Permanency Sub-Total			15	13.35

CPA Well-Being Outcomes

EPSDT Medical Visits	87%	93%	4	3.72
EPSDT Dental Visits	79%	92%	4	3.68
Academic Supports	82%	74%	3	2.22
Provider ECEM Visits	91%	82%	7	5.74
Provider General Contacts	90%	81%	7	5.67
Placements with Siblings	70%	57%	Not Scored	Not Scored
Placements within Legal County	15%	22%	Not Scored	Not Scored
Well-Being Sub-Total			25	21.03

*Performance calculation descriptions can be found in the FY 2019 RBWO PBP Measurements and Standards Guide.

Monitoring & Outcomes: Possible Points = 75	Points Earned: 61.78
Score Before Incentives Credit	82.37%
Incentives Awarded	8.80 pts
PBP Verification	N/A pts
Total Score	91.17%



**Performance-Based Placement Measures
RBWO Provider GA+SCORECARD - CPA**

Report Quarter: Q1 FY2021

Provider/Program Name: United Methodist Children Home of the North GA Conference - DBA Wellroot Family Services - Newnan (5365) - CPA

# New Foster Homes During Quarter: 3		# Children in Care During Quarter: 27	# Placements During Quarter: 30	# Children in Care On Last Day: 27
CPA Incentive Credits	Avg Performance All CPAs (%)	Provider Performance (%)*	Possible Points (Weight)	Provider Points Earned
Early EPSDT Medical Visits		67%	2	1.34
Early EPSDT Dental Visits		73%	2	1.46
Permanency Contacts		0%	5	0.00
Additional Academic Supports		0%	2	0.00
HS Grad/GED/Prof or Trade Certificate/College		N/A	10/5/5/1	
EYSS Agreement		Not Eligible	5	
Community Connections		0%	4	0.00
Foster Hm Retention Rate (threshold = 90)		82%	2	0.00
Foster Hm Recruitment (threshold = 100)		100%	2	2.00
Active Agency Accreditation		100%	4	4.00
Staff Clinical Licensure		0%	5	0.00
Incentives Total	5.25			8.80
Maximum total combined incentive credit allowed is 10 points.			Incentives Awarded	8.80

*Performance calculation descriptions can be found in the FY 2019 RBWO PBP Measurements and Standards Guide.

Child Protective Services Investigations and Dispositions	
The following investigations data, which is not used for scoring but is considered significant to a provider's performance, is from Georgia SHINES and is not considered final or complete until the end of the fiscal year.	
Total Reports:	0
Number Screened In:	0
Number Screened Out:	0
Number Substantiated:	0
Number Unsubstantiated:	0
Number Active CPS Investigations:	0



DHS, DFCS, Office of Provider Management
Performance-Based Placement Measures
RBWO Provider GA+SCORECARD - CPA

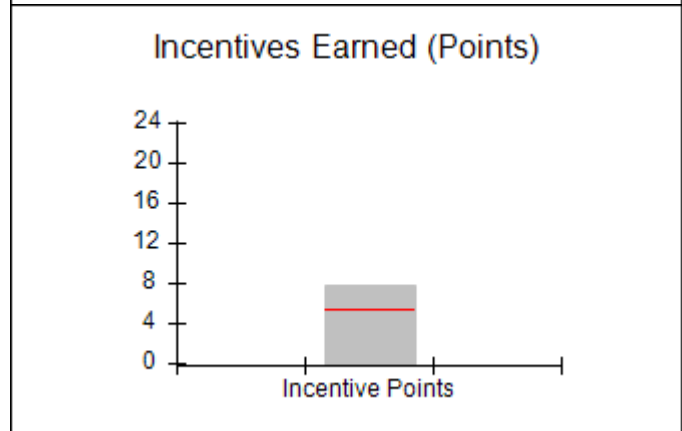
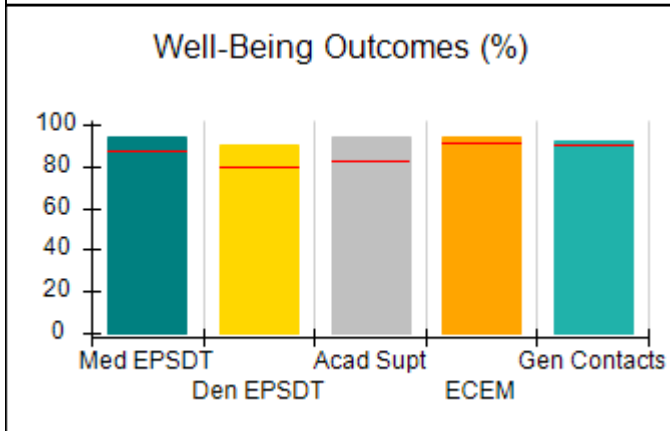
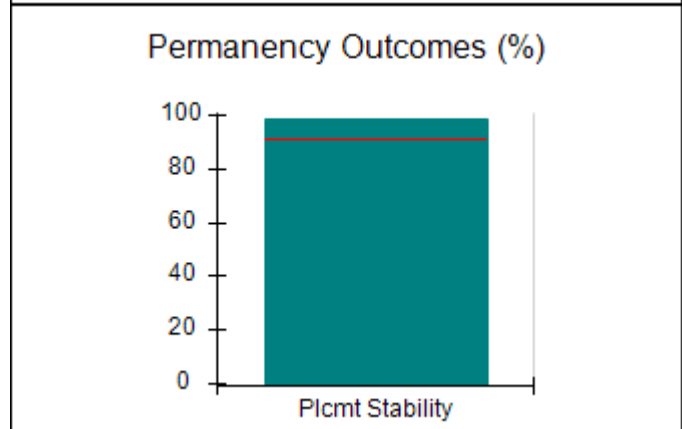
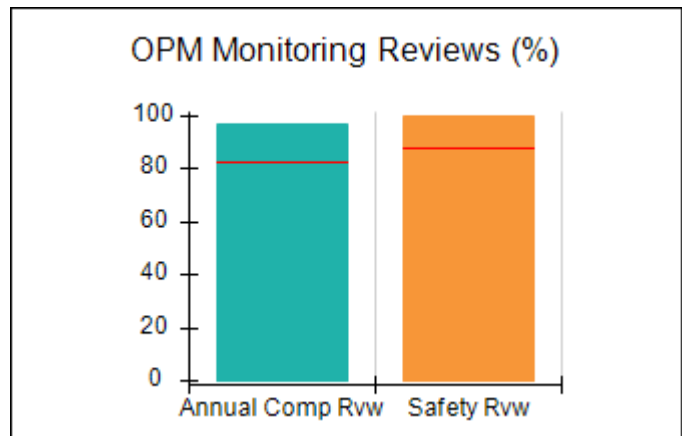
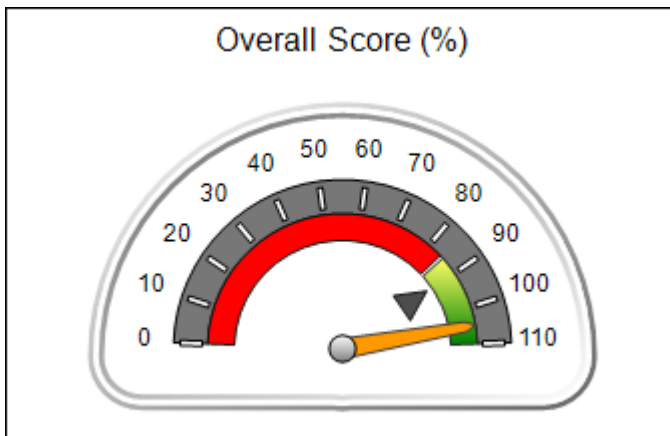


Report Quarter: Q1 FY2021

Provider/Program Name: Uniting Hope 4 Children - Loganville (5188) - CPA			
1949 Highway 81, Loganville, GA 30052	Quarterly Scores (Grades)		Current Quarter Score (Grade)
Phone: 678-585-4686	Q1: 104.99 (A+)	Q2: (N/A)	104.99% (A+)
Vendor ID# 125643	Q3: (N/A)	Q4: (N/A)	
# New Foster Homes During Quarter: 6	# Children in Care During Quarter: 107	# Placements During Quarter: 108	# Children in Care On Last Day: 90

Quarterly Provider Comparisons to All CPAs

▼ — indicates average for all CPAs





DHS, DFCS, Office of Provider Management
Performance-Based Placement Measures
RBWO Provider GA+SCORECARD - CPA



Report Quarter: Q1 FY2021

Provider/Program Name: Uniting Hope 4 Children - Loganville (5188) - CPA				
1949 Highway 81, Loganville, GA 30052		Quarterly Scores (Grades)		Current Quarter Score (Grade)
Phone: 678-585-4686		Q1: 104.99 (A+)	Q2: (N/A)	104.99% (A+)
Vendor ID# 125643		Q3: (N/A)	Q4: (N/A)	
# New Foster Homes During Quarter: 6	# Children in Care During Quarter: 107	# Placements During Quarter: 108	# Children in Care On Last Day: 90	
	Avg Performance All CPAs (%)	Provider Performance (%)*	Possible Points (Weight)	Provider Points Earned
OPM Monitoring Reviews				
Annual Comprehensive Reviews	83%	97%	25	24.20
Safety Reviews	87%	100%	15	15.00
Monitoring Sub-Total			40	39.20
CPA Safety Outcomes				
Incidence of Maltreatment	0.09%	No Substantiated Reports	10	10.00
Staff Training	93%	100%	5	5.00
Staff Safety Checks	81%	100%	5	5.00
Safety Sub-Total			20	20.00
CPA Permanency Outcomes				
Placement Stability	91%	99%	15	14.85
Permanency Sub-Total			15	14.85
CPA Well-Being Outcomes				
EPSDT Medical Visits	87%	94%	4	3.76
EPSDT Dental Visits	79%	90%	4	3.60
Academic Supports	82%	94%	3	2.82
Provider ECEM Visits	91%	94%	7	6.58
Provider General Contacts	90%	92%	7	6.44
Placements with Siblings	70%	66%	Not Scored	Not Scored
Placements within Legal County	15%	29%	Not Scored	Not Scored
Well-Being Sub-Total			25	23.20
*Performance calculation descriptions can be found in the FY 2019 RBWO PBP Measurements and Standards Guide.				
Monitoring & Outcomes: Possible Points = 100			Points Earned: 97.25	
			Score Before Incentives Credit	97.25%
			Incentives Awarded	7.74 pts
			PBP Verification	0.00 pts
			Total Score	104.99%



DHS, DFCS, Office of Provider Management
Performance-Based Placement Measures
RBWO Provider GA+SCORECARD - CPA



Report Quarter: Q1 FY2021

Provider/Program Name: Uniting Hope 4 Children - Loganville (5188) - CPA				
# New Foster Homes During Quarter: 6		# Children in Care During Quarter: 107	# Placements During Quarter: 108	# Children in Care On Last Day: 90
CPA Incentive Credits	Avg Performance All CPAs (%)	Provider Performance (%)*	Possible Points (Weight)	Provider Points Earned
Early EPSDT Medical Visits		93%	2	1.86
Early EPSDT Dental Visits		80%	2	1.60
Permanency Contacts		0%	5	0.00
Additional Academic Supports		89%	2	1.78
HS Grad/GED/Prof or Trade Certificate/College		N/A	10/5/5/1	
EYSS Agreement		Not Eligible	5	
Community Connections		0%	4	0.00
Foster Hm Retention Rate (threshold = 90)		81%	2	0.00
Foster Hm Recruitment (threshold = 100)		125%	2	2.00
Active Agency Accreditation		0%	4	0.00
Staff Clinical Licensure		10%	5	0.50
Incentives Total	5.25			7.74
Maximum total combined incentive credit allowed is 10 points.			Incentives Awarded	7.74
*Performance calculation descriptions can be found in the FY 2019 RBWO PBP Measurements and Standards Guide.				

Child Protective Services Investigations and Dispositions	
The following investigations data, which is not used for scoring but is considered significant to a provider's performance, is from Georgia SHINES and is not considered final or complete until the end of the fiscal year.	
Total Reports:	2
Number Screened In:	0
Number Screened Out:	2
Number Substantiated:	0
Number Unsubstantiated:	0
Number Active CPS Investigations:	0

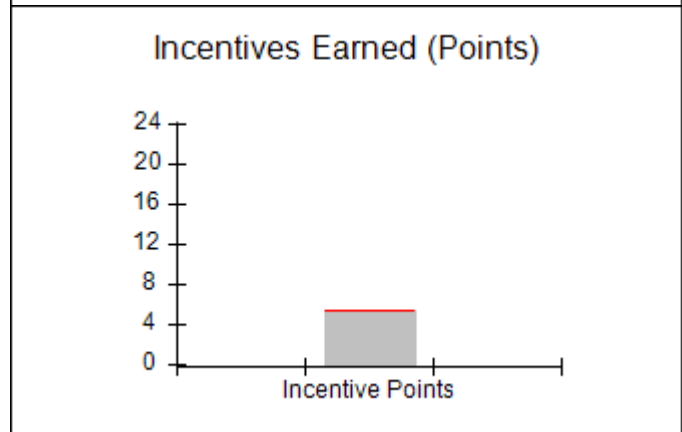
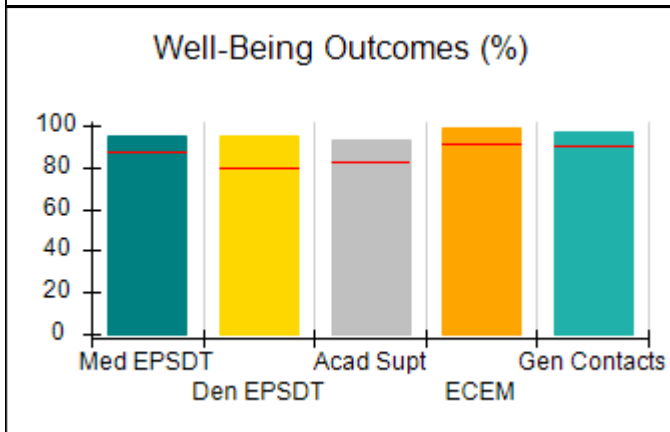
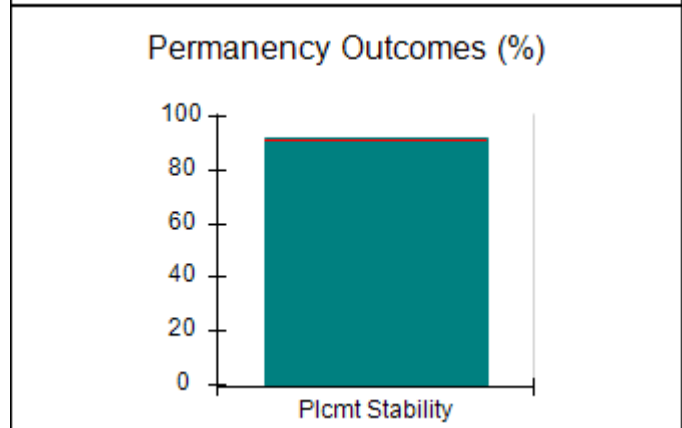
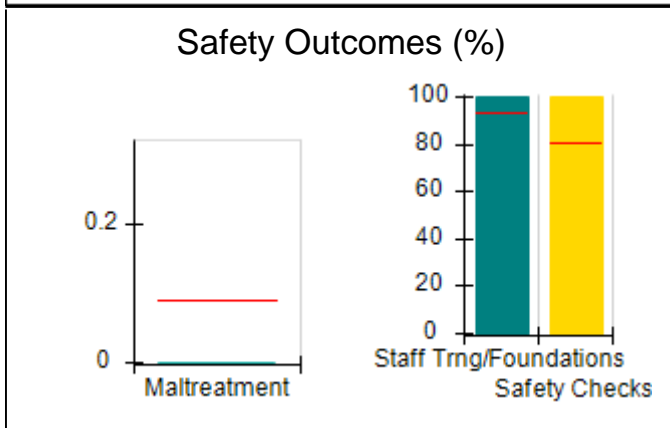
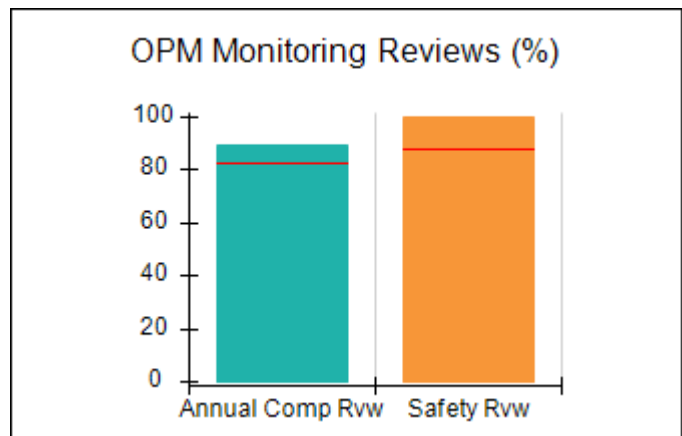
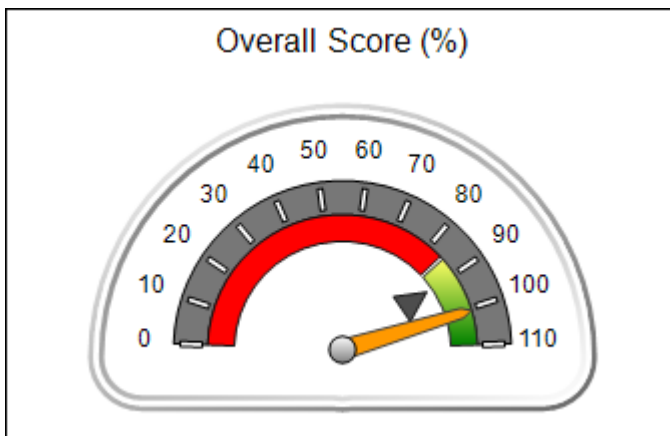


Performance-Based Placement Measures RBWO Provider GA+SCORECARD - CPA

Report Quarter: Q1 FY2021

Provider/Program Name: Universal Health Services of Savannah - Coastal Harbor Families (990) - CPA			
1150 Cornell Avenue, Savannah, GA 31406	Quarterly Scores (Grades)		Current Quarter Score (Grade)
Phone: 912-355-6437	Q1: 100.68 (A+)	Q2: (N/A)	100.68% (A+)
Vendor ID# 44182	Q3: (N/A)	Q4: (N/A)	
# New Foster Homes During Quarter: 1	# Children in Care During Quarter: 53	# Placements During Quarter: 53	# Children in Care On Last Day: 43
Quarterly Provider Comparisons to All CPAs			

▼ — indicates average for all CPAs





**Performance-Based Placement Measures
RBWO Provider GA+SCORECARD - CPA**

Report Quarter: Q1 FY2021

Provider/Program Name: Universal Health Services of Savannah - Coastal Harbor Families (990) - CPA				
1150 Cornell Avenue, Savannah, GA 31406		Quarterly Scores (Grades)		Current Quarter Score (Grade)
Phone: 912-355-6437		Q1: 100.68 (A+)	Q2: (N/A)	100.68% (A+)
Vendor ID# 44182		Q3: (N/A)	Q4: (N/A)	
# New Foster Homes During Quarter: 1		# Children in Care During Quarter: 53	# Placements During Quarter: 53	# Children in Care On Last Day: 43
	Avg Performance All CPAs (%)	Provider Performance (%)*	Possible Points (Weight)	Provider Points Earned
OPM Monitoring Reviews				
Annual Comprehensive Reviews	83%	89%	25	22.37
Safety Reviews	87%	100%	15	15.00
Monitoring Sub-Total			40	37.37
CPA Safety Outcomes				
Incidence of Maltreatment	0.09%	No Substantiated Reports	10	10.00
Staff Training	93%	100%	5	5.00
Staff Safety Checks	81%	100%	5	5.00
Safety Sub-Total			20	20.00
CPA Permanency Outcomes				
Placement Stability	91%	92%	15	13.80
Permanency Sub-Total			15	13.80
CPA Well-Being Outcomes				
EPSDT Medical Visits	87%	95%	4	3.80
EPSDT Dental Visits	79%	95%	4	3.80
Academic Supports	82%	93%	3	2.79
Provider ECEM Visits	91%	99%	7	6.93
Provider General Contacts	90%	97%	7	6.79
Placements with Siblings	70%	69%	Not Scored	Not Scored
Placements within Legal County	15%	0%	Not Scored	Not Scored
Well-Being Sub-Total			25	24.11
*Performance calculation descriptions can be found in the FY 2019 RBWO PBP Measurements and Standards Guide.				
Monitoring & Outcomes: Possible Points = 100			Points Earned: 95.28	
Score Before Incentives Credit			95.28%	
Incentives Awarded			5.40 pts	
PBP Verification			N/A pts	
Total Score			100.68%	



DHS, DFCS, Office of Provider Management
Performance-Based Placement Measures
RBWO Provider GA+SCORECARD - CPA



Report Quarter: Q1 FY2021

Provider/Program Name: Universal Health Services of Savannah - Coastal Harbor Families (990) - CPA				
# New Foster Homes During Quarter: 1	# Children in Care During Quarter: 53	# Placements During Quarter: 53	# Children in Care On Last Day: 43	
CPA Incentive Credits	Avg Performance All CPAs (%)	Provider Performance (%)*	Possible Points (Weight)	Provider Points Earned
Early EPSDT Medical Visits		88%	2	1.76
Early EPSDT Dental Visits		82%	2	1.64
Permanency Contacts		0%	5	0.00
Additional Academic Supports		0%	2	0.00
HS Grad/GED/Prof or Trade Certificate/College		N/A	10/5/5/1	
EYSS Agreement		Not Eligible	5	
Community Connections		0%	4	0.00
Foster Hm Retention Rate (threshold = 90)		91%	2	2.00
Foster Hm Recruitment (threshold = 100)		50%	2	0.00
Active Agency Accreditation		0%	4	0.00
Staff Clinical Licensure		0%	5	0.00
Incentives Total	5.25			5.40
Maximum total combined incentive credit allowed is 10 points.			Incentives Awarded	5.40
*Performance calculation descriptions can be found in the FY 2019 RBWO PBP Measurements and Standards Guide.				

Child Protective Services Investigations and Dispositions	
The following investigations data, which is not used for scoring but is considered significant to a provider's performance, is from Georgia SHINES and is not considered final or complete until the end of the fiscal year.	
Total Reports:	0
Number Screened In:	0
Number Screened Out:	0
Number Substantiated:	0
Number Unsubstantiated:	0
Number Active CPS Investigations:	0



DHS, DFCS, Office of Provider Management
Performance-Based Placement Measures
RBWO Provider GA+SCORECARD - CPA

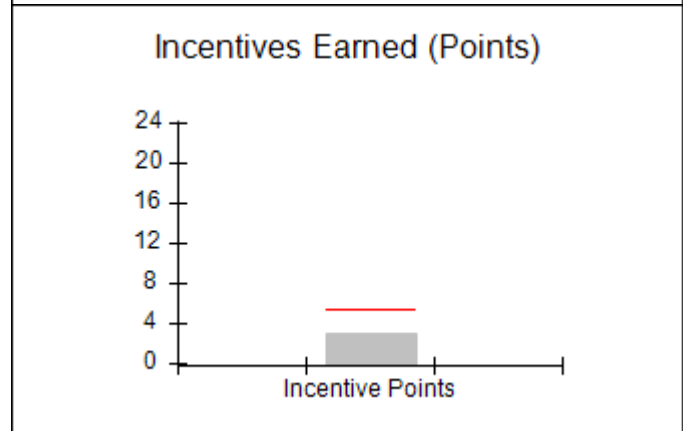
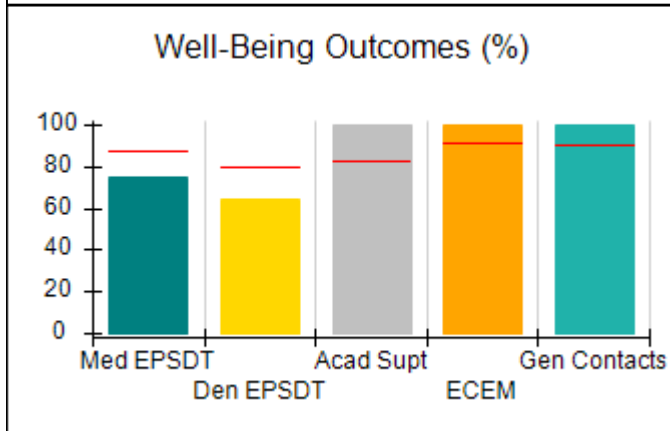
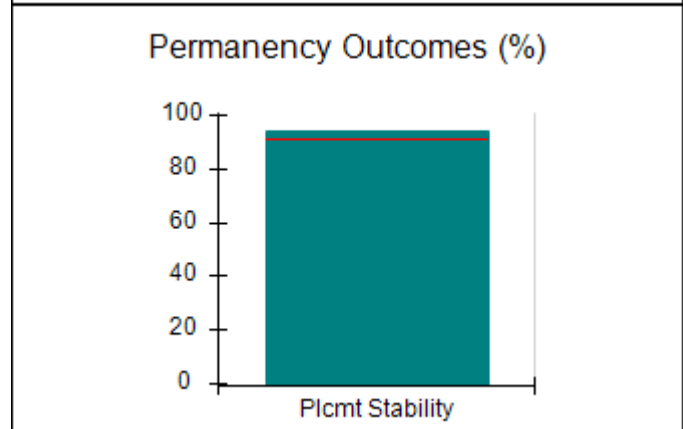
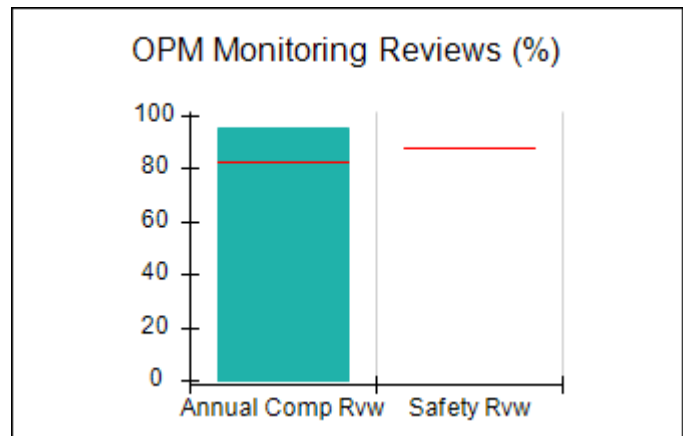
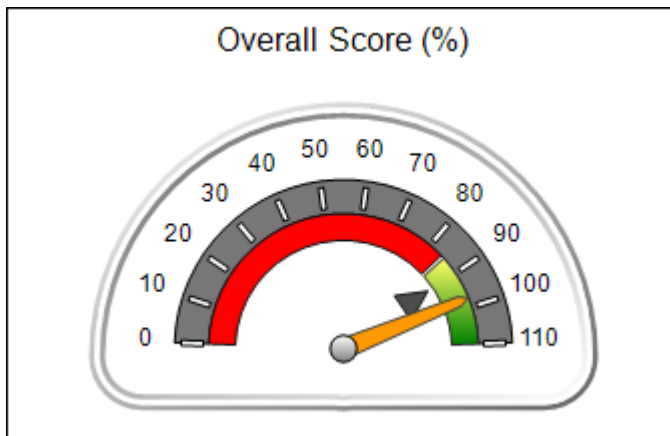


Report Quarter: Q1 FY2021

Provider/Program Name: WinShape Foster Care, LLC - (5225) - CPA			
5295 Buffington Road, Atlanta, GA 30349	Quarterly Scores (Grades)		Current Quarter Score (Grade)
Phone: 4047652576	Q1: 97.47 (A+)	Q2: (N/A)	97.47% (A+)
Vendor ID# 144122	Q3: (N/A)	Q4: (N/A)	
# New Foster Homes During Quarter: 2	# Children in Care During Quarter: 16	# Placements During Quarter: 17	# Children in Care On Last Day: 11

Quarterly Provider Comparisons to All CPAs

▼ — indicates average for all CPAs





DHS, DFCS, Office of Provider Management
Performance-Based Placement Measures
RBWO Provider GA+SCORECARD - CPA



Report Quarter: Q1 FY2021

Provider/Program Name: WinShape Foster Care, LLC - (5225) - CPA					
5295 Buffington Road, Atlanta, GA 30349		Quarterly Scores (Grades)		Current Quarter Score (Grade)	
Phone: 4047652576		Q1: 97.47 (A+)	Q2: (N/A)	97.47% (A+)	
Vendor ID# 144122		Q3: (N/A)	Q4: (N/A)		
# New Foster Homes During Quarter: 2		# Children in Care During Quarter: 16	# Placements During Quarter: 17	# Children in Care On Last Day: 11	
		Avg Performance All CPAs (%)	Provider Performance (%)*	Possible Points (Weight)	Provider Points Earned
OPM Monitoring Reviews					
Annual Comprehensive Reviews	83%	95%	25	23.76	
Safety Reviews	87%	Not Yet Conducted			
Monitoring Sub-Total			25	23.76	
CPA Safety Outcomes					
Incidence of Maltreatment	0.09%	No Substantiated Reports	10	10.00	
Staff Training	93%	100%	5	5.00	
Staff Safety Checks	81%	100%	5	5.00	
Safety Sub-Total			20	20.00	
CPA Permanency Outcomes					
Placement Stability	91%	94%	15	14.10	
Permanency Sub-Total			15	14.10	
CPA Well-Being Outcomes					
EPSDT Medical Visits	87%	75%	4	3.00	
EPSDT Dental Visits	79%	64%	4	2.56	
Academic Supports	82%	100%	3	3.00	
Provider ECEM Visits	91%	100%	7	7.00	
Provider General Contacts	90%	100%	7	7.00	
Placements with Siblings	70%	100%	Not Scored	Not Scored	
Placements within Legal County	15%	0%	Not Scored	Not Scored	
Well-Being Sub-Total			25	22.56	
*Performance calculation descriptions can be found in the FY 2019 RBWO PBP Measurements and Standards Guide.					
Monitoring & Outcomes: Possible Points = 85			Points Earned: 80.42		
Score Before Incentives Credit				94.61%	
Incentives Awarded				2.86 pts	
PBP Verification				N/A pts	
Total Score				97.47%	



DHS, DFCS, Office of Provider Management
Performance-Based Placement Measures
RBWO Provider GA+SCORECARD - CPA



Report Quarter: Q1 FY2021

Provider/Program Name: WinShape Foster Care, LLC - (5225) - CPA				
# New Foster Homes During Quarter: 2	# Children in Care During Quarter: 16	# Placements During Quarter: 17	# Children in Care On Last Day: 11	
CPA Incentive Credits	Avg Performance All CPAs (%)	Provider Performance (%)*	Possible Points (Weight)	Provider Points Earned
Early EPSDT Medical Visits		75%	2	1.50
Early EPSDT Dental Visits		43%	2	0.86
Permanency Contacts		0%	5	0.00
Additional Academic Supports		0%	2	0.00
HS Grad/GED/Prof or Trade Certificate/College		N/A	10/5/5/1	
EYSS Agreement		Not Eligible	5	
Community Connections		0%	4	0.00
Foster Hm Retention Rate (threshold = 90)		77%	2	0.00
Foster Hm Recruitment (threshold = 100)		0%	2	0.00
Active Agency Accreditation		0%	4	0.00
Staff Clinical Licensure		10%	5	0.50
Incentives Total	5.25			2.86
Maximum total combined incentive credit allowed is 10 points.			Incentives Awarded	2.86
*Performance calculation descriptions can be found in the FY 2019 RBWO PBP Measurements and Standards Guide.				

Child Protective Services Investigations and Dispositions		
The following investigations data, which is not used for scoring but is considered significant to a provider's performance, is from Georgia SHINES and is not considered final or complete until the end of the fiscal year.		
Total Reports:	1	
Number Screened In:	1	
Number Screened Out:	0	
Number Substantiated:	0	
Number Unsubstantiated:	1	
Number Active CPS Investigations:	0	