



DHS, DFCS, Office of Provider Management

## Performance-Based Placement Measures

### RBWO Provider GA+SCORECARD - CCI

Report Quarter: Q3 FY2018



**Provider/Program Name: A Friend's House - (563) - CCI**

111 Henry Pkwy., McDonough, GA 30253

Phone: 678-432-1630

Vendor ID# 35215

#### Quarterly Scores (Grades)

Q1: 104.71 (A+)

Q2: 109.41 (A+)

Q3: 106.39 (A+)

Q4: N/A

#### Current Quarter Score (Grade)

**106.39%**

**(A+)**

Program Census Information:

# Children in Care During Quarter: 24

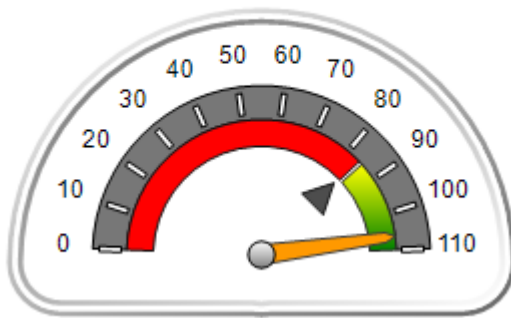
# Placements During Quarter: 24

# Children in Care On Last Day: 13

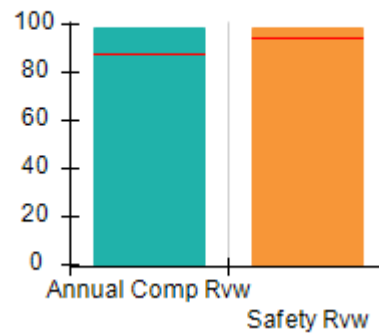
### Quarterly Provider Comparisons to All CCIs

▼ indicates average for all CCIs

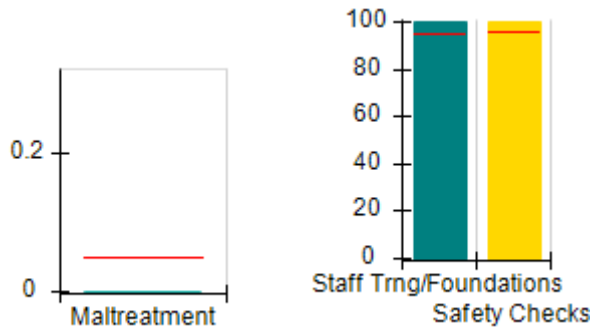
#### Overall Score (%)



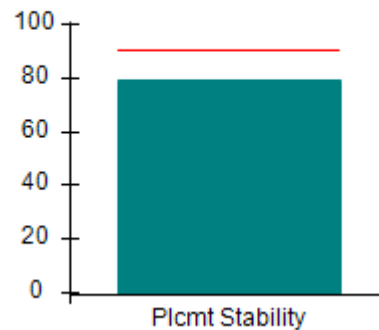
#### OPM Monitoring Reviews (%)



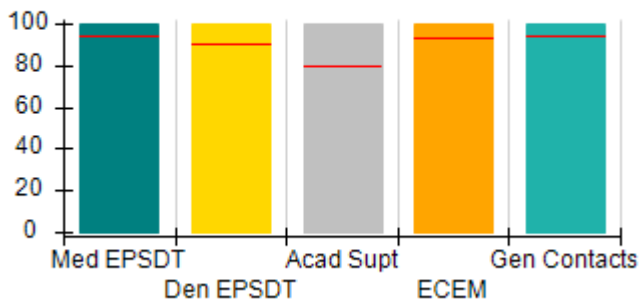
#### Safety Outcomes (%)



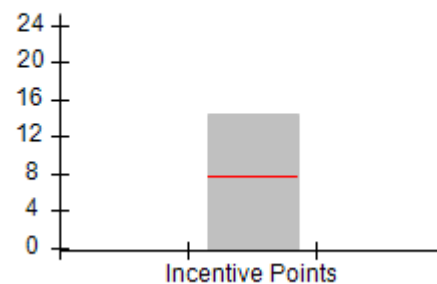
#### Permanency Outcomes (%)



#### Well-Being Outcomes (%)



#### Incentives Earned (Points)





DHS, DFCS, Office of Provider Management  
**Performance-Based Placement Measures**  
**RBWO Provider GA+SCORECARD - CCI**  
**Report Quarter: Q3 FY2018**



**Provider/Program Name: A Friend's House - (563) - CCI**

<b>111 Henry Pkwy., McDonough, GA 30253</b>  <b>Phone: 678-432-1630</b>  <b>Vendor ID# 35215</b>	<b>Quarterly Scores (Grades)</b>		<b>Current Quarter Score (Grade)</b>
	<b>Q1: 104.71 (A+)</b>	<b>Q2: 109.41 (A+)</b>	<b>106.39%</b>
	<b>Q3: 106.39 (A+)</b>	<b>Q4: N/A</b>	<b>(A+)</b>

Program Census Information:	# Children in Care During Quarter: 24	# Placements During Quarter: 24	# Children in Care On Last Day: 13
-----------------------------	---------------------------------------	---------------------------------	------------------------------------

	<b>Avg Performance All CCIs (%)</b>	<b>Provider Performance (%)*</b>	<b>Possible Points (Weight)</b>	<b>Provider Points Earned</b>
--	-------------------------------------	----------------------------------	---------------------------------	-------------------------------

**OPM Monitoring Reviews**

Annual Comprehensive Reviews	87%	99%	25	24.73
Safety Reviews	94%	99%	15	14.81
<b>Monitoring Sub-Total</b>			<b>40</b>	<b>39.54</b>

**CCI Safety Outcomes**

Incidence of Maltreatment	0.05%	No Substantiated Reports	10	10.00
Staff Training/Foundations	95%	100%	5	5.00
Staff Safety Checks	95%	100%	5	5.00
<b>Safety Sub-Total</b>			<b>20</b>	<b>20.00</b>

**CCI Permanency Outcomes**

Placement Stability	90%	79%	15	11.85
<b>Permanency Sub-Total</b>			<b>15</b>	<b>11.85</b>

**CCI Well-Being Outcomes**

EPSDT Medical Visits	94%	100%	4	4.00
EPSDT Dental Visits	90%	100%	4	4.00
Academic Supports	79%	100%	3	3.00
Provider ECEM Visits	93%	100%	7	7.00
Provider General Contacts	93%	100%	7	7.00
Placements with Siblings	38%	41%	Not Scored	Not Scored
Placements within Legal County	16%	27%	Not Scored	Not Scored
<b>Well-Being Sub-Total</b>			<b>25</b>	<b>25.00</b>

\*Performance calculation descriptions can be found in the FY 2018 RBWO PBP Measurements and Standards Guide.

<b>Monitoring &amp; Outcomes: Possible Points = 100</b>	<b>Points Earned = 96.39</b>
<b>Score Before Incentives Credit</b>	<b>96.39%</b>
<b>Incentives Awarded</b>	<b>10.00 pts</b>
<b>PBP Verification</b>	<b>N/A pts</b>
<b>Total Score</b>	<b>106.39%</b>



DHS, DFCS, Office of Provider Management  
**Performance-Based Placement Measures**  
**RBWO Provider GA+SCORECARD - CCI**  
Report Quarter: Q3 FY2018



**Provider/Program Name: A Friend's House - (563) - CCI**

Program Census Information:		# Children in Care During Quarter: 24	# Placements During Quarter: 24	# Children in Care On Last Day: 13
CCI Incentive Credits	Avg Performance All CCIs (Points)	Provider Performance (%)*	Possible Points (Weight)	Provider Points Earned
Early EPSDT Medical Visits		100%	2	2.00
Early EPSDT Dental Visits		100%	2	2.00
Permanency Contacts		92%	5	4.60
Additional Academic Supports		95%	2	1.90
Active Agency Accreditation		0%	4	0.00
Staff Clinical Licensure		0%	5	0.00
Behavior Management (threshold = 0)		100%	4	4.00
<b>Incentives Total</b>	<b>7.65</b>		<b>24</b>	<b>14.50</b>
Maximum total combined incentive credit allowed is 10 points.			<b>Incentives Awarded</b>	<b>10.00</b>

\*Performance calculation descriptions can be found in the FY 2018 RBWO PBP Measurements and Standards Guide.

**Child Protective Services Investigations and Dispositions**

The following investigations data, which is not used for scoring but is considered significant to a provider's performance, is from Georgia SHINES and is not considered final or complete until the end of the fiscal year.

Total Reports:	0	
Number Screened In:	0	
Number Screened Out:	0	
Number Substantiated:	0	
Number Unsubstantiated:	0	
Number Active CPS Investigations:	0	



DHS, DFCS, Office of Provider Management  
**Performance-Based Placement Measures**  
**RBWO Provider GA+SCORECARD - CCI**



Report Quarter: Q3 FY2018

**Provider/Program Name: ACES Youth Home, Inc. - (formerly Appalachian Children's Shelter) (5167) - CCI**

133 Cares Drive, Jasper, GA 30143

Phone: 706-253-2375

Vendor ID# 115379

Quarterly Scores (Grades)		Current Quarter Score (Grade)
Q1: 91.13 (A-)	Q2: 95.87 (A)	95.72% (A)
Q3: 95.72 (A)	Q4: N/A	

Program Census Information:

# Children in Care During Quarter: 14

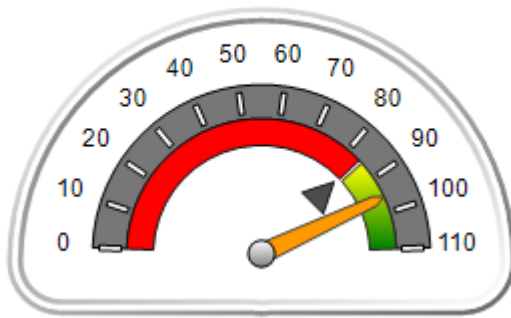
# Placements During Quarter: 14

# Children in Care On Last Day: 10

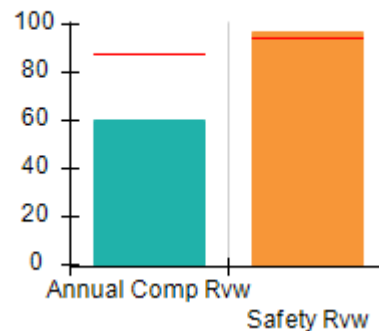
**Quarterly Provider Comparisons to All CCIs**

▼ indicates average for all CCIs

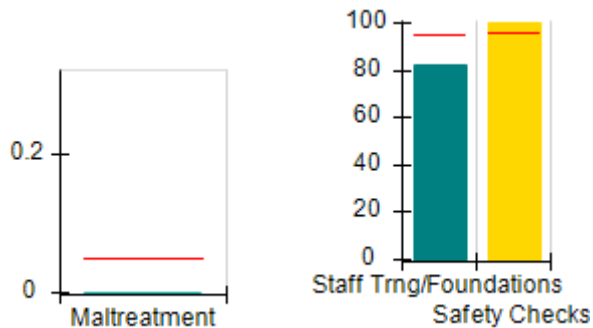
Overall Score (%)



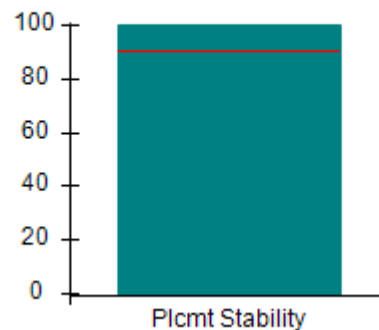
OPM Monitoring Reviews (%)



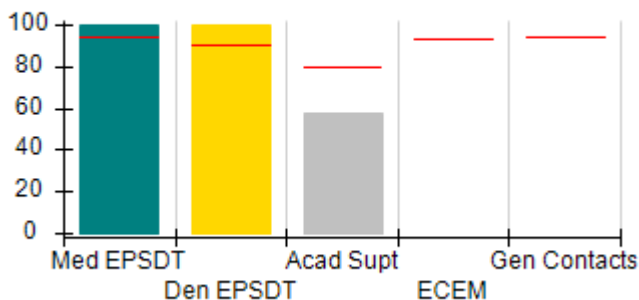
Safety Outcomes (%)



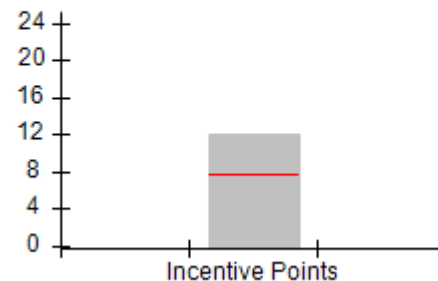
Permanency Outcomes (%)



Well-Being Outcomes (%)



Incentives Earned (Points)





# Performance-Based Placement Measures

## RBWO Provider GA+SCORECARD - CCI

Report Quarter: Q3 FY2018

Provider/Program Name: ACES Youth Home, Inc. - (formerly Appalachian Children's Shelter) (5167) - CCI				
133 Cares Drive, Jasper, GA 30143		Quarterly Scores (Grades)		Current Quarter Score (Grade)
Phone: 706-253-2375		Q1: 91.13 (A-)	Q2: 95.87 (A)	95.72% (A)
Vendor ID# 115379		Q3: 95.72 (A)	Q4: N/A	
Program Census Information:		# Children in Care During Quarter: 14	# Placements During Quarter: 14	# Children in Care On Last Day: 10
	Avg Performance All CCIs (%)	Provider Performance (%)*	Possible Points (Weight)	Provider Points Earned
<b>OPM Monitoring Reviews</b>				
Annual Comprehensive Reviews	87%	60%	25	14.98
Safety Reviews	94%	97%	15	14.53
<b>Monitoring Sub-Total</b>			<b>40</b>	<b>29.51</b>
<b>CCI Safety Outcomes</b>				
Incidence of Maltreatment	0.05%	No Substantiated Reports	10	10.00
Staff Training/Foundations	95%	82%	5	4.10
Staff Safety Checks	95%	100%	5	5.00
<b>Safety Sub-Total</b>			<b>20</b>	<b>19.10</b>
<b>CCI Permanency Outcomes</b>				
Placement Stability	90%	100%	15	15.00
<b>Permanency Sub-Total</b>			<b>15</b>	<b>15.00</b>
<b>CCI Well-Being Outcomes</b>				
EPSDT Medical Visits	94%	100%	9.1	9.08
EPSDT Dental Visits	90%	100%	9.1	9.08
Academic Supports	79%	58%	6.8	3.95
Provider ECEM Visits	93%	Not Eligible	N/A	
Provider General Contacts	93%	Not Eligible	N/A	
Placements with Siblings	38%	50%	Not Scored	Not Scored
Placements within Legal County	16%	43%	Not Scored	Not Scored
<b>Well-Being Sub-Total</b>			<b>25</b>	<b>22.11</b>

\*Performance calculation descriptions can be found in the FY 2018 RBWO PBP Measurements and Standards Guide.

Monitoring & Outcomes: Possible Points = 100		Points Earned = 85.72	
Score Before Incentives Credit			85.72%
Incentives Awarded			10.00 pts
PBP Verification			N/A pts
Total Score			95.72%



DHS, DFCS, Office of Provider Management  
**Performance-Based Placement Measures**  
**RBWO Provider GA+SCORECARD - CCI**



Report Quarter: Q3 FY2018

**Provider/Program Name: ACES Youth Home, Inc. - (formerly Appalachian Children's Shelter) (5167) - CCI**

Program Census Information:		# Children in Care During Quarter: 14	# Placements During Quarter: 14	# Children in Care On Last Day: 10
CCI Incentive Credits	Avg Performance All CCIs (Points)	Provider Performance (%)*	Possible Points (Weight)	Provider Points Earned
Early EPSDT Medical Visits		100%	2	2.00
Early EPSDT Dental Visits		100%	2	2.00
Permanency Contacts		60%	5	3.00
Additional Academic Supports		50%	2	1.00
Active Agency Accreditation		0%	4	0.00
Staff Clinical Licensure		0%	5	0.00
Behavior Management (threshold = 0)		100%	4	4.00
<b>Incentives Total</b>	<b>7.65</b>		<b>24</b>	<b>12.00</b>
Maximum total combined incentive credit allowed is 10 points.			<b>Incentives Awarded</b>	<b>10.00</b>

\*Performance calculation descriptions can be found in the FY 2018 RBWO PBP Measurements and Standards Guide.

**Child Protective Services Investigations and Dispositions**

The following investigations data, which is not used for scoring but is considered significant to a provider's performance, is from Georgia SHINES and is not considered final or complete until the end of the fiscal year.

Total Reports:	0
Number Screened In:	0
Number Screened Out:	0
Number Substantiated:	0
Number Unsubstantiated:	0
Number Active CPS Investigations:	0



DHS, DFCS, Office of Provider Management  
**Performance-Based Placement Measures**  
**RBWO Provider GA+SCORECARD - CCI**



Report Quarter: Q3 FY2018

**Provider/Program Name: Advocates for Bartow's Children - Flowering Branch Children's Shelter (564) - CCI**

49 Monroe Crossing, Cartersville, GA 30120

Phone: 770-382-6180

Vendor ID# 35217

Quarterly Scores (Grades)

Current Quarter Score (Grade)

Q1: 106.22 (A+)

Q2: 107.21 (A+)

106.28%

Q3: 106.28 (A+)

Q4: N/A

(A+)

Program Census Information:

# Children in Care During Quarter: 14

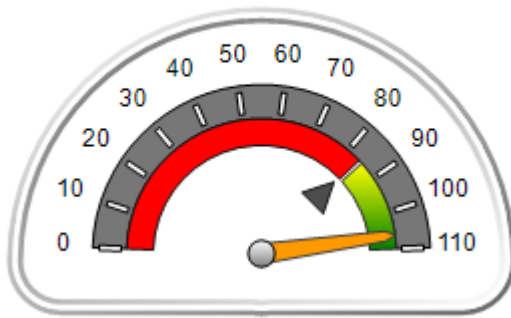
# Placements During Quarter: 14

# Children in Care On Last Day: 12

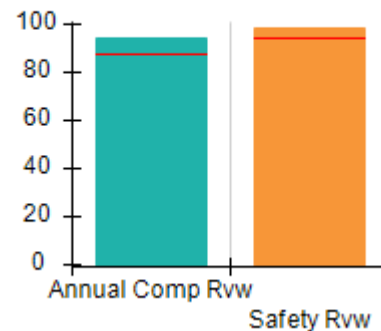
**Quarterly Provider Comparisons to All CCIs**

▼ indicates average for all CCIs

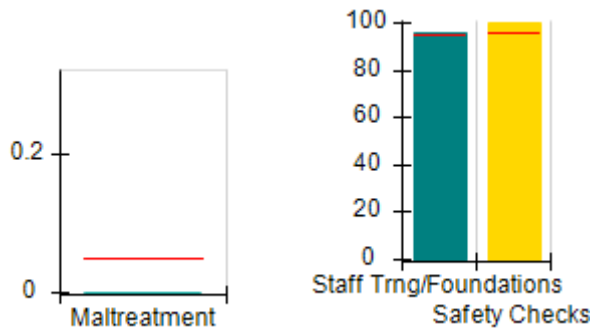
Overall Score (%)



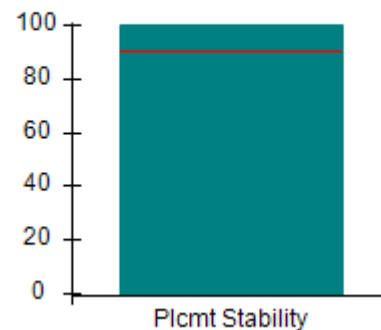
OPM Monitoring Reviews (%)



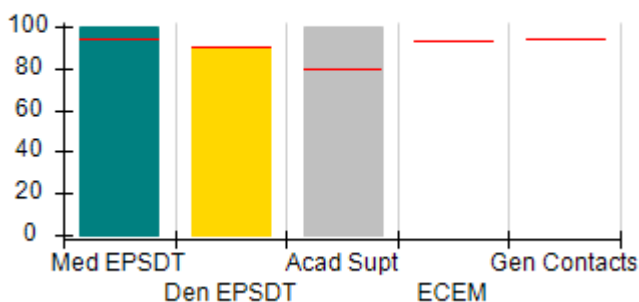
Safety Outcomes (%)



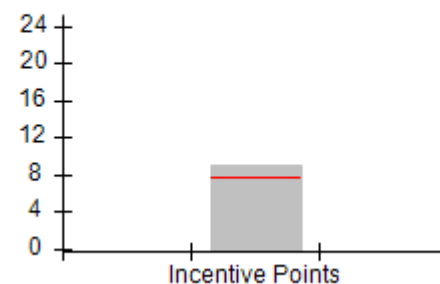
Permanency Outcomes (%)



Well-Being Outcomes (%)



Incentives Earned (Points)





DHS, DFCS, Office of Provider Management  
**Performance-Based Placement Measures**  
**RBWO Provider GA+SCORECARD - CCI**



Report Quarter: Q3 FY2018

**Provider/Program Name: Advocates for Bartow's Children - Flowering Branch Children's Shelter (564) - CCI**

<b>49 Monroe Crossing, Cartersville, GA 30120</b>  <b>Phone: 770-382-6180</b>  <b>Vendor ID# 35217</b>	<b>Quarterly Scores (Grades)</b>		<b>Current Quarter Score (Grade)</b>
	<b>Q1: 106.22 (A+)</b>	<b>Q2: 107.21 (A+)</b>	<b>106.28%</b>
	<b>Q3: 106.28 (A+)</b>	<b>Q4: N/A</b>	<b>(A+)</b>

Program Census Information:	# Children in Care During Quarter: 14	# Placements During Quarter: 14	# Children in Care On Last Day: 12
-----------------------------	---------------------------------------	---------------------------------	------------------------------------

	<b>Avg Performance All CCIs (%)</b>	<b>Provider Performance (%)*</b>	<b>Possible Points (Weight)</b>	<b>Provider Points Earned</b>
--	-------------------------------------	----------------------------------	---------------------------------	-------------------------------

**OPM Monitoring Reviews**

Annual Comprehensive Reviews	87%	95%	25	23.65
Safety Reviews	94%	98%	15	14.77
<b>Monitoring Sub-Total</b>			<b>40</b>	<b>38.42</b>

**CCI Safety Outcomes**

Incidence of Maltreatment	0.05%	No Substantiated Reports	10	10.00
Staff Training/Foundations	95%	96%	5	4.80
Staff Safety Checks	95%	100%	5	5.00
<b>Safety Sub-Total</b>			<b>20</b>	<b>19.80</b>

**CCI Permanency Outcomes**

Placement Stability	90%	100%	15	15.00
<b>Permanency Sub-Total</b>			<b>15</b>	<b>15.00</b>

**CCI Well-Being Outcomes**

EPSDT Medical Visits	94%	100%	9.1	9.08
EPSDT Dental Visits	90%	90%	9.1	8.17
Academic Supports	79%	100%	6.8	6.81
Provider ECEM Visits	93%	Not Eligible	N/A	
Provider General Contacts	93%	Not Eligible	N/A	
Placements with Siblings	38%	77%	Not Scored	Not Scored
Placements within Legal County	16%	20%	Not Scored	Not Scored
<b>Well-Being Sub-Total</b>			<b>25</b>	<b>24.06</b>

\*Performance calculation descriptions can be found in the FY 2018 RBWO PBP Measurements and Standards Guide.

<b>Monitoring &amp; Outcomes: Possible Points = 100</b>	<b>Points Earned = 97.28</b>
<b>Score Before Incentives Credit</b>	<b>97.28%</b>
<b>Incentives Awarded</b>	<b>9.00 pts</b>
<b>PBP Verification</b>	<b>N/A pts</b>
<b>Total Score</b>	<b>106.28%</b>





DHS, DFCS, Office of Provider Management  
**Performance-Based Placement Measures**  
**RBWO Provider GA+SCORECARD - CCI**



Report Quarter: Q3 FY2018

**Provider/Program Name: Advocates for Bartow's Children - Flowering Branch Children's Shelter (564) - CCI**

Program Census Information:		# Children in Care During Quarter: 14	# Placements During Quarter: 14	# Children in Care On Last Day: 12
CCI Incentive Credits	Avg Performance All CCIs (Points)	Provider Performance (%)*	Possible Points (Weight)	Provider Points Earned
Early EPSDT Medical Visits		100%	2	2.00
Early EPSDT Dental Visits		50%	2	1.00
Permanency Contacts		0%	5	0.00
Additional Academic Supports		100%	2	2.00
Active Agency Accreditation		0%	4	0.00
Staff Clinical Licensure		0%	5	0.00
Behavior Management (threshold = 0)		100%	4	4.00
<b>Incentives Total</b>	<b>7.65</b>		<b>24</b>	<b>9.00</b>
Maximum total combined incentive credit allowed is 10 points.			<b>Incentives Awarded</b>	<b>9.00</b>

\*Performance calculation descriptions can be found in the FY 2018 RBWO PBP Measurements and Standards Guide.

**Child Protective Services Investigations and Dispositions**

The following investigations data, which is not used for scoring but is considered significant to a provider's performance, is from Georgia SHINES and is not considered final or complete until the end of the fiscal year.

Total Reports:	0
Number Screened In:	0
Number Screened Out:	0
Number Substantiated:	0
Number Unsubstantiated:	0
Number Active CPS Investigations:	0



**DHS, DFCS, Office of Provider Management**  
**Performance-Based Placement Measures**  
**RBWO Provider GA+SCORECARD - CCI**  
**Report Quarter: Q3 FY2018**



**Provider/Program Name: Agape Behavioral Healthcare, Inc. - (694) - CCI**

**3830 Old Gordon Rd, Atlanta, GA 30336**

**Phone: 404-505-7619**

**Vendor ID# 35410**

**Quarterly Scores (Grades)**

**Q1: 74.95 (C)**

**Q2: 80.35 (B-)**

**Q3: 81.22 (B-)**

**Q4: N/A**

**Current Quarter Score (Grade)**

**81.22%**

**(B-)**

Program Census Information:

# Children in Care During Quarter: 16

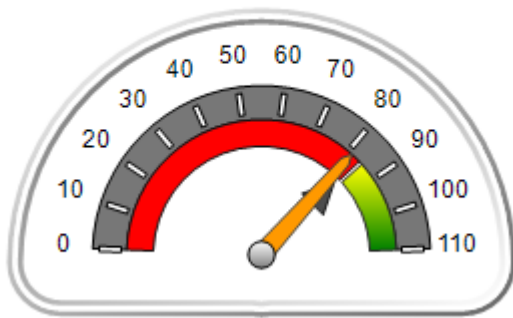
# Placements During Quarter: 16

# Children in Care On Last Day: 7

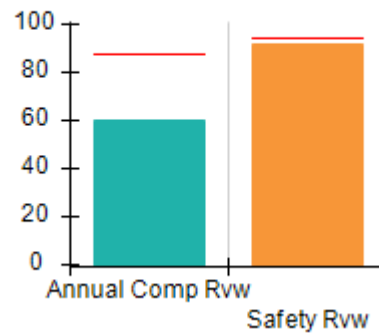
**Quarterly Provider Comparisons to All CCIs**

▼ — indicates average for all CCIs

**Overall Score (%)**



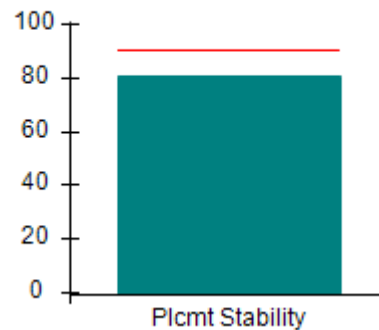
**OPM Monitoring Reviews (%)**



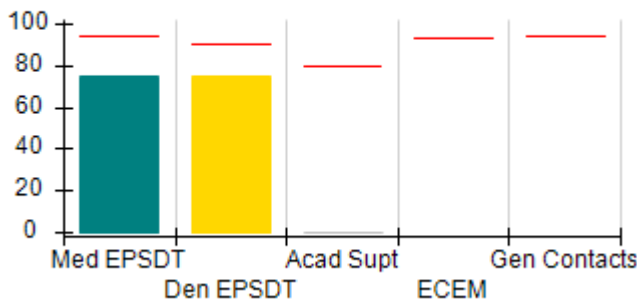
**Safety Outcomes (%)**



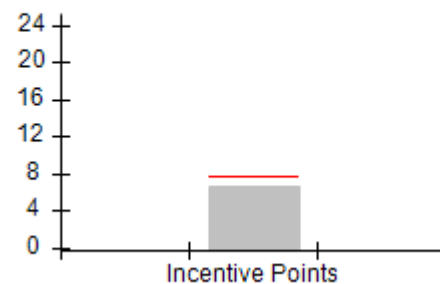
**Permanency Outcomes (%)**



**Well-Being Outcomes (%)**



**Incentives Earned (Points)**





DHS, DFCS, Office of Provider Management  
**Performance-Based Placement Measures**  
**RBWO Provider GA+SCORECARD - CCI**  
**Report Quarter: Q3 FY2018**



**Provider/Program Name: Agape Behavioral Healthcare, Inc. - (694) - CCI**

<b>3830 Old Gordon Rd, Atlanta, GA 30336</b>  <b>Phone: 404-505-7619</b>  <b>Vendor ID# 35410</b>	<b>Quarterly Scores (Grades)</b>		<b>Current Quarter Score (Grade)</b>
	<b>Q1: 74.95 (C)</b>	<b>Q2: 80.35 (B-)</b>	<b>81.22%</b> <b>(B-)</b>
	<b>Q3: 81.22 (B-)</b>	<b>Q4: N/A</b>	

Program Census Information:	# Children in Care During Quarter: 16	# Placements During Quarter: 16	# Children in Care On Last Day: 7
-----------------------------	---------------------------------------	---------------------------------	-----------------------------------

	<b>Avg Performance All CCIs (%)</b>	<b>Provider Performance (%)*</b>	<b>Possible Points (Weight)</b>	<b>Provider Points Earned</b>
--	-------------------------------------	----------------------------------	---------------------------------	-------------------------------

**OPM Monitoring Reviews**

Annual Comprehensive Reviews	87%	60%	25	15.08
Safety Reviews	94%	92%	15	13.75
<b>Monitoring Sub-Total</b>			<b>40</b>	<b>28.83</b>

**CCI Safety Outcomes**

Incidence of Maltreatment	0.05%	No Substantiated Reports	10	10.00
Staff Training/Foundations	95%	100%	5	5.00
Staff Safety Checks	95%	100%	5	5.00
<b>Safety Sub-Total</b>			<b>20</b>	<b>20.00</b>

**CCI Permanency Outcomes**

Placement Stability	90%	81%	15	12.15
<b>Permanency Sub-Total</b>			<b>15</b>	<b>12.15</b>

**CCI Well-Being Outcomes**

EPSDT Medical Visits	94%	75%	9.1	6.81
EPSDT Dental Visits	90%	75%	9.1	6.81
Academic Supports	79%	0%	6.8	0.00
Provider ECEM Visits	93%	Not Eligible	N/A	
Provider General Contacts	93%	Not Eligible	N/A	
Placements with Siblings	38%	Not Eligible	Not Scored	Not Scored
Placements within Legal County	16%	9%	Not Scored	Not Scored
<b>Well-Being Sub-Total</b>			<b>25</b>	<b>13.62</b>

\*Performance calculation descriptions can be found in the FY 2018 RBWO PBP Measurements and Standards Guide.

<b>Monitoring &amp; Outcomes: Possible Points = 100</b>	<b>Points Earned = 74.60</b>
<b>Score Before Incentives Credit</b>	<b>74.60%</b>
<b>Incentives Awarded</b>	<b>6.62 pts</b>
<b>PBP Verification</b>	<b>N/A pts</b>
<b>Total Score</b>	<b>81.22%</b>



DHS, DFCS, Office of Provider Management  
**Performance-Based Placement Measures**  
**RBWO Provider GA+SCORECARD - CCI**  
Report Quarter: Q3 FY2018



**Provider/Program Name: Agape Behavioral Healthcare, Inc. - (694) - CCI**

Program Census Information:		# Children in Care During Quarter: 16	# Placements During Quarter: 16	# Children in Care On Last Day: 7
CCI Incentive Credits	Avg Performance All CCIs (Points)	Provider Performance (%)*	Possible Points (Weight)	Provider Points Earned
Early EPSDT Medical Visits		71%	2	1.42
Early EPSDT Dental Visits		60%	2	1.20
Permanency Contacts		0%	5	0.00
Additional Academic Supports		0%	2	0.00
Active Agency Accreditation		0%	4	0.00
Staff Clinical Licensure		0%	5	0.00
Behavior Management (threshold = 0)		100%	4	4.00
<b>Incentives Total</b>	<b>7.65</b>		<b>24</b>	<b>6.62</b>
Maximum total combined incentive credit allowed is 10 points.			<b>Incentives Awarded</b>	<b>6.62</b>

\*Performance calculation descriptions can be found in the FY 2018 RBWO PBP Measurements and Standards Guide.

**Child Protective Services Investigations and Dispositions**

The following investigations data, which is not used for scoring but is considered significant to a provider's performance, is from Georgia SHINES and is not considered final or complete until the end of the fiscal year.

Total Reports:	0	
Number Screened In:	0	
Number Screened Out:	0	
Number Substantiated:	0	
Number Unsubstantiated:	0	
Number Active CPS Investigations:	0	



DHS, DFCS, Office of Provider Management

## Performance-Based Placement Measures

### RBWO Provider GA+SCORECARD - CCI

Report Quarter: Q3 FY2018



**Provider/Program Name: Alternative Youth Services, Inc. - (667) - CCI**

211 Goose Hollow Road, Reynolds, GA 31076

Phone: 478-847-5211

Vendor ID# 35223

Quarterly Scores (Grades)

Q1: 85.64 (B)

Q2: 91.87 (A-)

Q3: 94.62 (A)

Q4: N/A

Current Quarter Score (Grade)

94.62%

(A)

Program Census Information:

# Children in Care During Quarter: 66

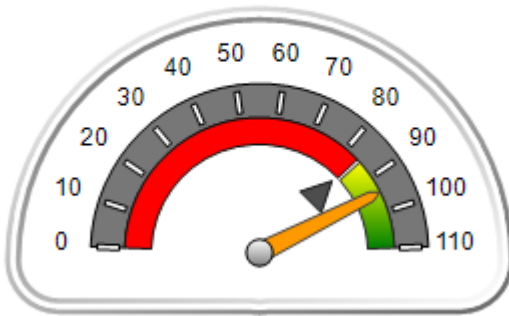
# Placements During Quarter: 66

# Children in Care On Last Day: 42

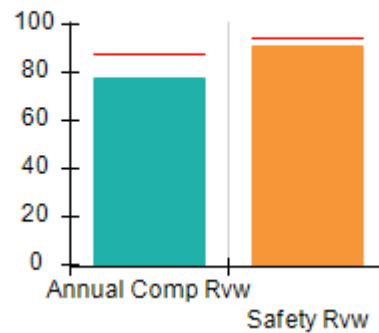
### Quarterly Provider Comparisons to All CCIs

▼ indicates average for all CCIs

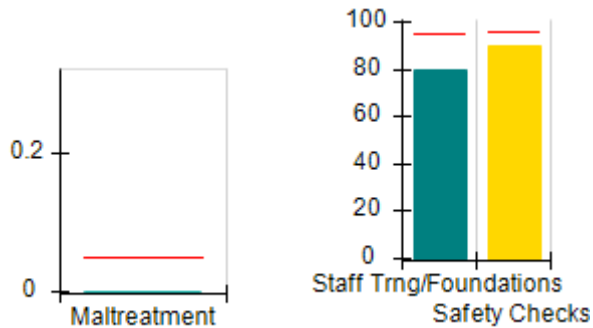
Overall Score (%)



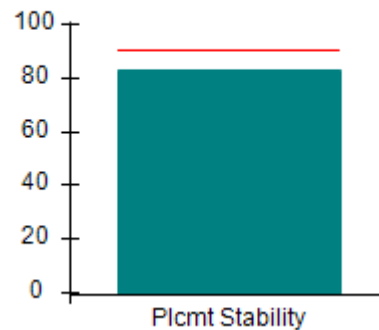
OPM Monitoring Reviews (%)



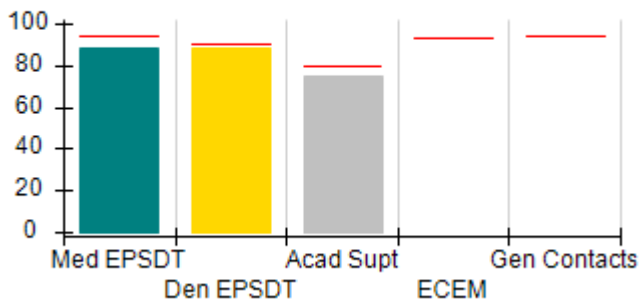
Safety Outcomes (%)



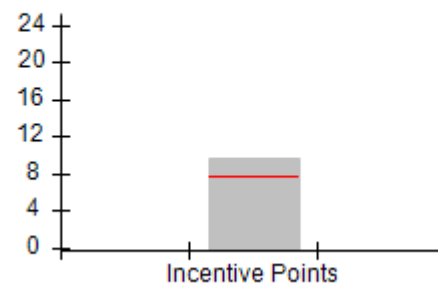
Permanency Outcomes (%)



Well-Being Outcomes (%)



Incentives Earned (Points)





DHS, DFCS, Office of Provider Management  
**Performance-Based Placement Measures**  
**RBWO Provider GA+SCORECARD - CCI**  
**Report Quarter: Q3 FY2018**



Provider/Program Name: Alternative Youth Services, Inc. - (667) - CCI				
<b>211 Goose Hollow Road, Reynolds, GA 31076</b>  <b>Phone: 478-847-5211</b>  <b>Vendor ID# 35223</b>		Quarterly Scores (Grades)		Current Quarter Score (Grade)
		Q1: 85.64 (B)	Q2: 91.87 (A-)	<b>94.62%</b>  <b>(A)</b>
		Q3: 94.62 (A)	Q4: N/A	
Program Census Information:		# Children in Care During Quarter: 66	# Placements During Quarter: 66	# Children in Care On Last Day: 42
	Avg Performance All CCIs (%)	Provider Performance (%)*	Possible Points (Weight)	Provider Points Earned
<b>OPM Monitoring Reviews</b>				
Annual Comprehensive Reviews	87%	78%	25	19.43
Safety Reviews	94%	91%	15	13.61
<b>Monitoring Sub-Total</b>			<b>40</b>	<b>33.04</b>
<b>CCI Safety Outcomes</b>				
Incidence of Maltreatment	0.05%	No Substantiated Reports	10	10.00
Staff Training/Foundations	95%	80%	5	4.00
Staff Safety Checks	95%	90%	5	4.50
<b>Safety Sub-Total</b>			<b>20</b>	<b>18.50</b>
<b>CCI Permanency Outcomes</b>				
Placement Stability	90%	83%	15	12.45
<b>Permanency Sub-Total</b>			<b>15</b>	<b>12.45</b>
<b>CCI Well-Being Outcomes</b>				
EPSDT Medical Visits	94%	88%	9.1	7.99
EPSDT Dental Visits	90%	88%	9.1	7.99
Academic Supports	79%	75%	6.8	5.11
Provider ECEM Visits	93%	Not Eligible	N/A	
Provider General Contacts	93%	Not Eligible	N/A	
Placements with Siblings	38%	0%	Not Scored	Not Scored
Placements within Legal County	16%	3%	Not Scored	Not Scored
<b>Well-Being Sub-Total</b>			<b>25</b>	<b>21.09</b>
*Performance calculation descriptions can be found in the FY 2018 RBWO PBP Measurements and Standards Guide.				

Monitoring & Outcomes: Possible Points = 100		Points Earned = 85.08	
<b>Score Before Incentives Credit</b>		<b>85.08%</b>	
<b>Incentives Awarded</b>		<b>9.54 pts</b>	
<b>PBP Verification</b>		<b>N/A pts</b>	
<b>Total Score</b>		<b>94.62%</b>	



DHS, DFCS, Office of Provider Management  
**Performance-Based Placement Measures**  
**RBWO Provider GA+SCORECARD - CCI**  
Report Quarter: Q3 FY2018



**Provider/Program Name: Alternative Youth Services, Inc. - (667) - CCI**

Program Census Information:		# Children in Care During Quarter: 66	# Placements During Quarter: 66	# Children in Care On Last Day: 42
CCI Incentive Credits	Avg Performance All CCIs (Points)	Provider Performance (%)*	Possible Points (Weight)	Provider Points Earned
Early EPSDT Medical Visits		77%	2	1.54
Early EPSDT Dental Visits		61%	2	1.22
Permanency Contacts		0%	5	0.00
Additional Academic Supports		39%	2	0.78
Active Agency Accreditation		50%	4	2.00
Staff Clinical Licensure		0%	5	0.00
Behavior Management (threshold = 0)		100%	4	4.00
<b>Incentives Total</b>	<b>7.65</b>		<b>24</b>	<b>9.54</b>
Maximum total combined incentive credit allowed is 10 points.			<b>Incentives Awarded</b>	<b>9.54</b>

\*Performance calculation descriptions can be found in the FY 2018 RBWO PBP Measurements and Standards Guide.

**Child Protective Services Investigations and Dispositions**

The following investigations data, which is not used for scoring but is considered significant to a provider's performance, is from Georgia SHINES and is not considered final or complete until the end of the fiscal year.

Total Reports:	4	
Number Screened In:	0	
Number Screened Out:	4	
Number Substantiated:	0	
Number Unsubstantiated:	1	
Number Active CPS Investigations:	-1	



DHS, DFCS, Office of Provider Management  
**Performance-Based Placement Measures**  
**RBWO Provider GA+SCORECARD - CCI**  
Report Quarter: Q3 FY2018



**Provider/Program Name: Alyssa and Brothers, Inc. - dba Rowley Residence 2 (908) - CCI**

4552 Dorset Circle, Decatur, GA 30035

Phone: 678 518-8633

Vendor ID# 35225

**Quarterly Scores (Grades)**

Q1: 109.29 (A+)

Q2: 108.73 (A+)

Q3: 109.27 (A+)

Q4: N/A

**Current Quarter Score (Grade)**

**109.27%**

**(A+)**

Program Census Information:

# Children in Care During  
Quarter: 8

# Placements During  
Quarter: 9

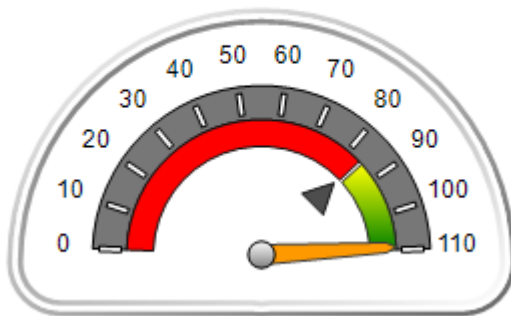
# Children in Care On Last  
Day: 4

**Quarterly Provider Comparisons to All CCIs**

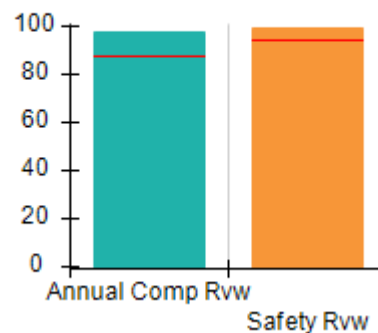


indicates average for all CCIs

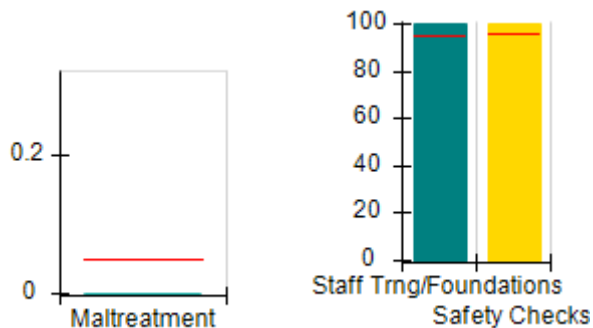
**Overall Score (%)**



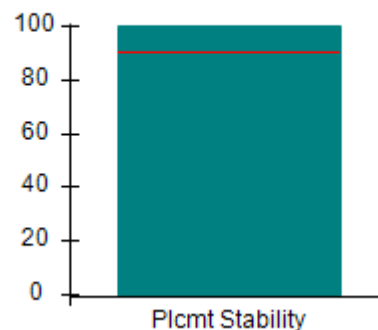
**OPM Monitoring Reviews (%)**



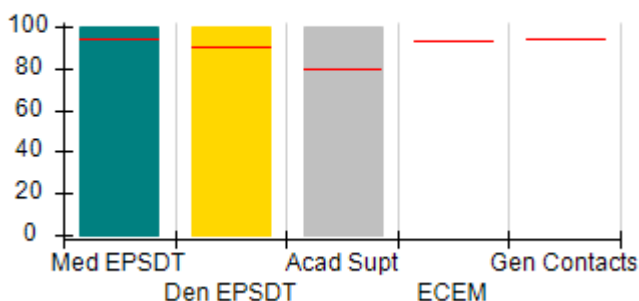
**Safety Outcomes (%)**



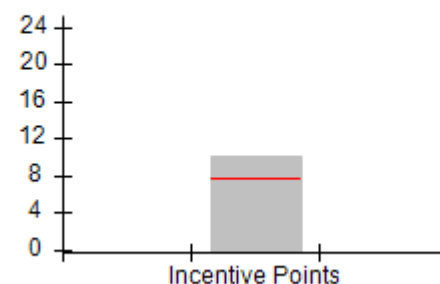
**Permanency Outcomes (%)**



**Well-Being Outcomes (%)**



**Incentives Earned (Points)**







DHS, DFCS, Office of Provider Management  
**Performance-Based Placement Measures**  
**RBWO Provider GA+SCORECARD - CCI**  
**Report Quarter: Q3 FY2018**



**Provider/Program Name: Alyssa and Brothers, Inc. - dba Rowley Residence 2 (908) - CCI**

<b>4552 Dorset Circle, Decatur, GA 30035</b>  <b>Phone: 678 518-8633</b>  <b>Vendor ID# 35225</b>	Quarterly Scores (Grades)		Current Quarter Score (Grade)
	<b>Q1: 109.29 (A+)</b>	<b>Q2: 108.73 (A+)</b>	<b>109.27%</b>
	<b>Q3: 109.27 (A+)</b>	<b>Q4: N/A</b>	<b>(A+)</b>

Program Census Information:	# Children in Care During Quarter: 8	# Placements During Quarter: 9	# Children in Care On Last Day: 4
-----------------------------	--------------------------------------	--------------------------------	-----------------------------------

	Avg Performance All CCIs (%)	Provider Performance (%)*	Possible Points (Weight)	Provider Points Earned
--	------------------------------	---------------------------	--------------------------	------------------------

**OPM Monitoring Reviews**

Annual Comprehensive Reviews	87%	98%	25	24.42
Safety Reviews	94%	99%	15	14.88
<b>Monitoring Sub-Total</b>			<b>40</b>	<b>39.30</b>

**CCI Safety Outcomes**

Incidence of Maltreatment	0.05%	No Substantiated Reports	10	10.00
Staff Training/Foundations	95%	100%	5	5.00
Staff Safety Checks	95%	100%	5	5.00
<b>Safety Sub-Total</b>			<b>20</b>	<b>20.00</b>

**CCI Permanency Outcomes**

Placement Stability	90%	100%	15	15.00
<b>Permanency Sub-Total</b>			<b>15</b>	<b>15.00</b>

**CCI Well-Being Outcomes**

EPSDT Medical Visits	94%	100%	9.1	9.08
EPSDT Dental Visits	90%	100%	9.1	9.08
Academic Supports	79%	100%	6.8	6.81
Provider ECEM Visits	93%	Not Eligible	N/A	
Provider General Contacts	93%	Not Eligible	N/A	
Placements with Siblings	38%	0%	Not Scored	Not Scored
Placements within Legal County	16%	75%	Not Scored	Not Scored
<b>Well-Being Sub-Total</b>			<b>25</b>	<b>24.97</b>

\*Performance calculation descriptions can be found in the FY 2018 RBWO PBP Measurements and Standards Guide.

<b>Monitoring &amp; Outcomes: Possible Points = 100</b>	<b>Points Earned = 99.27</b>
<b>Score Before Incentives Credit</b>	<b>99.27%</b>
<b>Incentives Awarded</b>	<b>10.00 pts</b>
<b>PBP Verification</b>	<b>N/A pts</b>
<b>Total Score</b>	<b>109.27%</b>



**DHS, DFCS, Office of Provider Management**  
**Performance-Based Placement Measures**  
**RBWO Provider GA+SCORECARD - CCI**  
**Report Quarter: Q3 FY2018**



**Provider/Program Name: Alyssa and Brothers, Inc. - dba Rowley Residence 2 (908) - CCI**

Program Census Information:		# Children in Care During Quarter: 8	# Placements During Quarter: 9	# Children in Care On Last Day: 4
CCI Incentive Credits	Avg Performance All CCIs (Points)	Provider Performance (%)*	Possible Points (Weight)	Provider Points Earned
Early EPSDT Medical Visits		100%	2	2.00
Early EPSDT Dental Visits		100%	2	2.00
Permanency Contacts		0%	5	0.00
Additional Academic Supports		100%	2	2.00
Active Agency Accreditation		0%	4	0.00
Staff Clinical Licensure		0%	5	0.00
Behavior Management (threshold = 0)		100%	4	4.00
<b>Incentives Total</b>	<b>7.65</b>		<b>24</b>	<b>10.00</b>
Maximum total combined incentive credit allowed is 10 points.			<b>Incentives Awarded</b>	<b>10.00</b>

\*Performance calculation descriptions can be found in the FY 2018 RBWO PBP Measurements and Standards Guide.

### Child Protective Services Investigations and Dispositions

The following investigations data, which is not used for scoring but is considered significant to a provider's performance, is from Georgia SHINES and is not considered final or complete until the end of the fiscal year.

Total Reports:	0	
Number Screened In:	0	
Number Screened Out:	0	
Number Substantiated:	0	
Number Unsubstantiated:	0	
Number Active CPS Investigations:	0	



**DHS, DFCS, Office of Provider Management**  
**Performance-Based Placement Measures**  
**RBWO Provider GA+SCORECARD - CCI**  
**Report Quarter: Q3 FY2018**



**Provider/Program Name: AMI Kids Savannah River - (5161) - CCI**

626 Old River Road, Sylvania, GA 30467

Phone: 912-829-5300

Vendor ID# 117807

**Quarterly Scores (Grades)**

**Q1: 94.71 (A)**

**Q2: 85.23 (B)**

**Q3: 98.56 (A+)**

**Q4: N/A**

**Current Quarter Score (Grade)**

**98.56%**

**(A+)**

Program Census Information:

# Children in Care During Quarter: 27

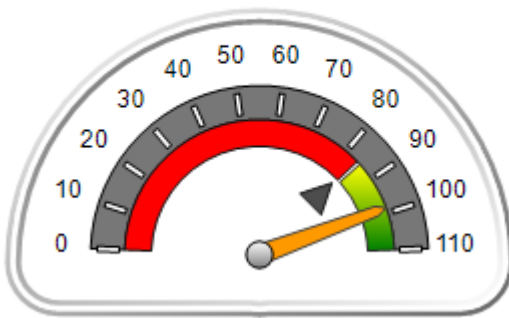
# Placements During Quarter: 27

# Children in Care On Last Day: 19

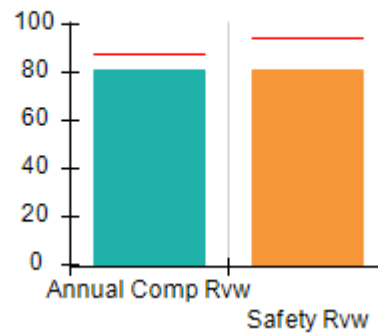
**Quarterly Provider Comparisons to All CCIs**

▼ — indicates average for all CCIs

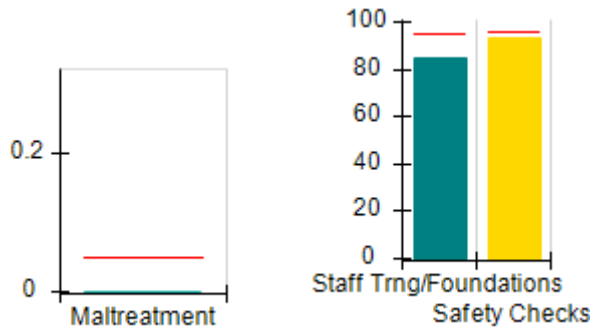
**Overall Score (%)**



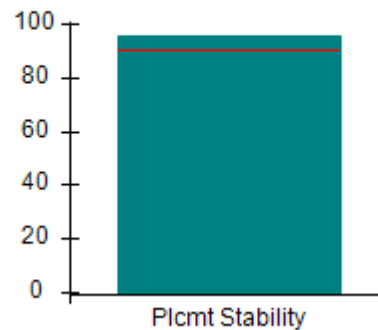
**OPM Monitoring Reviews (%)**



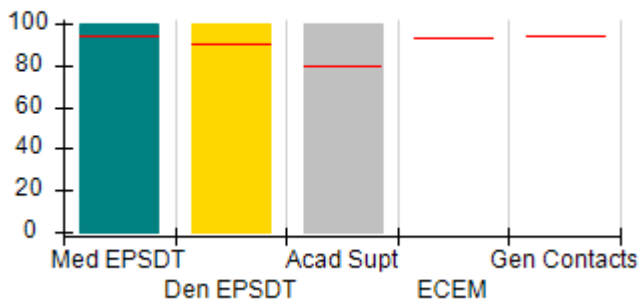
**Safety Outcomes (%)**



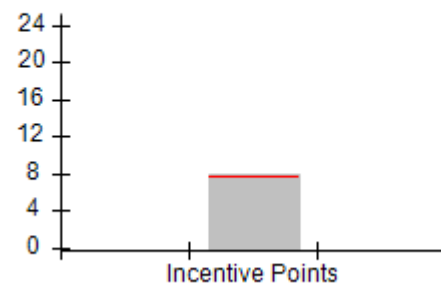
**Permanency Outcomes (%)**



**Well-Being Outcomes (%)**



**Incentives Earned (Points)**





DHS, DFCS, Office of Provider Management  
**Performance-Based Placement Measures**  
**RBWO Provider GA+SCORECARD - CCI**  
 Report Quarter: Q3 FY2018



<b>Provider/Program Name: AMI Kids Savannah River - (5161) - CCI</b>				
626 Old River Road, Sylvania, GA 30467		Quarterly Scores (Grades)		Current Quarter Score (Grade)
Phone: 912-829-5300		Q1: 94.71 (A)	Q2: 85.23 (B)	<b>98.56%</b> <b>(A+)</b>
Vendor ID# 117807		Q3: 98.56 (A+)	Q4: N/A	
Program Census Information:		# Children in Care During Quarter: 27	# Placements During Quarter: 27	# Children in Care On Last Day: 19
	Avg Performance All CCIs (%)	Provider Performance (%)*	Possible Points (Weight)	Provider Points Earned
<b>OPM Monitoring Reviews</b>				
Annual Comprehensive Reviews	87%	81%	25	20.27
Safety Reviews	94%	81%	15	12.16
<b>Monitoring Sub-Total</b>			<b>40</b>	<b>32.43</b>
<b>CCI Safety Outcomes</b>				
Incidence of Maltreatment	0.05%	No Substantiated Reports	10	10.00
Staff Training/Foundations	95%	85%	5	4.25
Staff Safety Checks	95%	93%	5	4.65
<b>Safety Sub-Total</b>			<b>20</b>	<b>18.90</b>
<b>CCI Permanency Outcomes</b>				
Placement Stability	90%	96%	15	14.40
<b>Permanency Sub-Total</b>			<b>15</b>	<b>14.40</b>
<b>CCI Well-Being Outcomes</b>				
EPSDT Medical Visits	94%	100%	9.1	9.08
EPSDT Dental Visits	90%	100%	9.1	9.08
Academic Supports	79%	100%	6.8	6.81
Provider ECEM Visits	93%	Not Eligible	N/A	
Provider General Contacts	93%	Not Eligible	N/A	
Placements with Siblings	38%	0%	Not Scored	Not Scored
Placements within Legal County	16%	0%	Not Scored	Not Scored
<b>Well-Being Sub-Total</b>			<b>25</b>	<b>24.97</b>
*Performance calculation descriptions can be found in the FY 2018 RBWO PBP Measurements and Standards Guide.				

<b>Monitoring &amp; Outcomes: Possible Points = 100</b>	<b>Points Earned = 90.70</b>
<b>Score Before Incentives Credit</b>	<b>90.70%</b>
<b>Incentives Awarded</b>	<b>7.86 pts</b>
<b>PBP Verification</b>	<b>N/A pts</b>
<b>Total Score</b>	<b>98.56%</b>



**DHS, DFCS, Office of Provider Management**  
**Performance-Based Placement Measures**  
**RBWO Provider GA+SCORECARD - CCI**  
**Report Quarter: Q3 FY2018**



**Provider/Program Name: AMI Kids Savannah River - (5161) - CCI**

Program Census Information:		# Children in Care During Quarter: 27	# Placements During Quarter: 27	# Children in Care On Last Day: 19
CCI Incentive Credits	Avg Performance All CCIs (Points)	Provider Performance (%)*	Possible Points (Weight)	Provider Points Earned
Early EPSDT Medical Visits		100%	2	2.00
Early EPSDT Dental Visits		90%	2	1.80
Permanency Contacts		0%	5	0.00
Additional Academic Supports		3%	2	0.06
Active Agency Accreditation		0%	4	0.00
Staff Clinical Licensure		0%	5	0.00
Behavior Management (threshold = 0)		100%	4	4.00
<b>Incentives Total</b>	<b>7.65</b>		<b>24</b>	<b>7.86</b>
Maximum total combined incentive credit allowed is 10 points.			<b>Incentives Awarded</b>	<b>7.86</b>

\*Performance calculation descriptions can be found in the FY 2018 RBWO PBP Measurements and Standards Guide.

**Child Protective Services Investigations and Dispositions**

The following investigations data, which is not used for scoring but is considered significant to a provider's performance, is from Georgia SHINES and is not considered final or complete until the end of the fiscal year.

Total Reports:	0	
Number Screened In:	0	
Number Screened Out:	0	
Number Substantiated:	0	
Number Unsubstantiated:	2	
Number Active CPS Investigations:	-2	



DHS, DFCS, Office of Provider Management  
**Performance-Based Placement Measures**  
**RBWO Provider GA+SCORECARD - CCI**



Report Quarter: Q3 FY2018

**Provider/Program Name: Ark Family Counseling Center, The - Ricky Homes/Dallas (569) - CCI**

615 Brooks St., Dallas, GA 30157

Phone: 770-593-0913

Vendor ID# 35231

Quarterly Scores (Grades)

Current Quarter Score (Grade)

Q1: 85.13 (B)

Q2: 85.13 (B)

85.13%

Q3: 85.13 (B)

Q4: N/A

(B)

Program Census Information:

# Children in Care During  
Quarter: 0

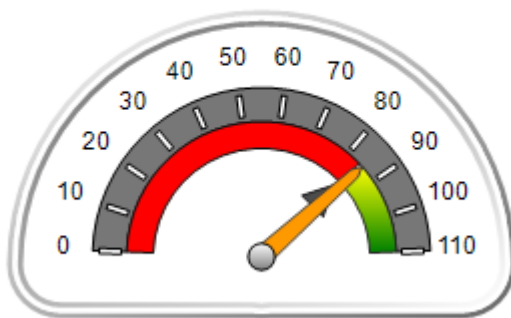
# Placements During  
Quarter: 0

# Children in Care On Last  
Day: 0

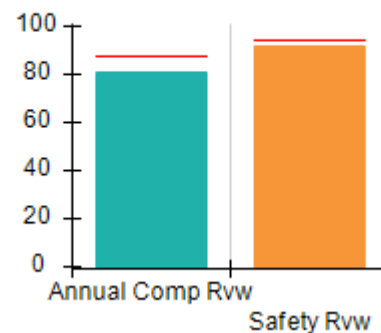
**Quarterly Provider Comparisons to All CCIs**

▼ — indicates average for all CCIs

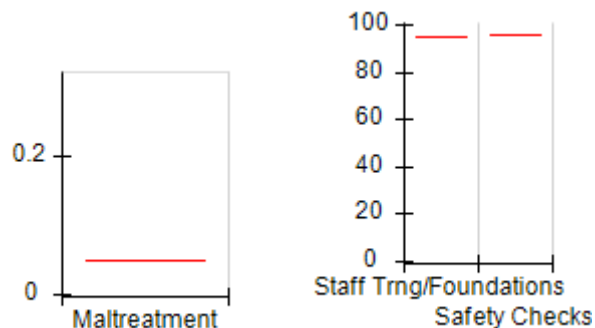
Overall Score (%)



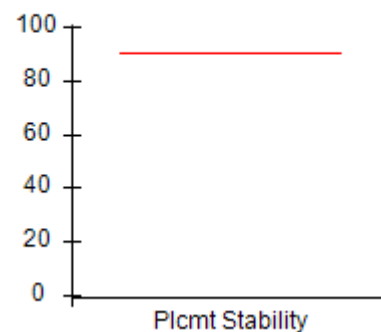
OPM Monitoring Reviews (%)



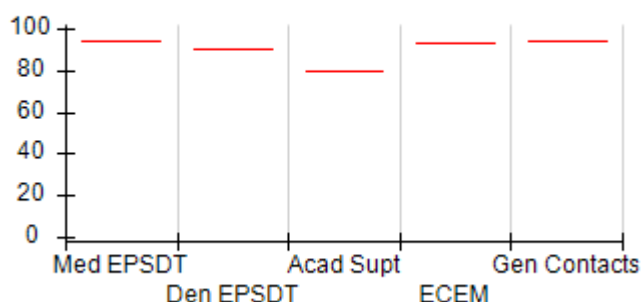
Safety Outcomes (%)



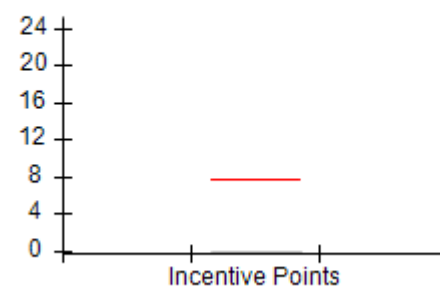
Permanency Outcomes (%)



Well-Being Outcomes (%)



Incentives Earned (Points)





**DHS, DFCS, Office of Provider Management**  
**Performance-Based Placement Measures**  
**RBWO Provider GA+SCORECARD - CCI**



**Report Quarter: Q3 FY2018**

**Provider/Program Name: Ark Family Counseling Center, The - Ricky Homes/Dallas (569) - CCI**

615 Brooks St., Dallas, GA 30157		<b>Quarterly Scores (Grades)</b>		<b>Current Quarter Score (Grade)</b>
Phone: 770-593-0913		<b>Q1: 85.13 (B)</b>	<b>Q2: 85.13 (B)</b>	<b>85.13%</b>
Vendor ID# 35231		<b>Q3: 85.13 (B)</b>	<b>Q4: N/A</b>	<b>(B)</b>
Program Census Information:		# Children in Care During Quarter: 0	# Placements During Quarter: 0	# Children in Care On Last Day: 0
	<b>Avg Performance All CCIs (%)</b>	<b>Provider Performance (%)*</b>	<b>Possible Points (Weight)</b>	<b>Provider Points Earned</b>
<b>OPM Monitoring Reviews</b>				
Annual Comprehensive Reviews	87%	81%	25	20.33
Safety Reviews	94%	92%	15	13.73
<b>Monitoring Sub-Total</b>			<b>40</b>	<b>34.05</b>
<b>CCI Safety Outcomes</b>				
Incidence of Maltreatment	0.05%	Not Eligible		
Staff Training/Foundations	95%	Not Eligible		
Staff Safety Checks	95%	Not Eligible		
<b>Safety Sub-Total</b>			<b>N/A</b>	
<b>CCI Permanency Outcomes</b>				
Placement Stability	90%	Not Eligible		
<b>Permanency Sub-Total</b>			<b>N/A</b>	
<b>CCI Well-Being Outcomes</b>				
EPSDT Medical Visits	94%	Not Eligible		
EPSDT Dental Visits	90%	Not Eligible		
Academic Supports	79%	Not Eligible		
Provider ECEM Visits	93%	Not Eligible	N/A	
Provider General Contacts	93%	Not Eligible	N/A	
Placements with Siblings	38%	Not Eligible	Not Scored	Not Scored
Placements within Legal County	16%	Not Eligible	Not Scored	Not Scored
<b>Well-Being Sub-Total</b>			<b>N/A</b>	

\*Performance calculation descriptions can be found in the FY 2018 RBWO PBP Measurements and Standards Guide.

<b>Monitoring &amp; Outcomes: Possible Points = 40</b>		<b>Points Earned = 34.05</b>	
<b>Score Before Incentives Credit</b>			<b>85.13%</b>
<b>Incentives Awarded</b>			<b>0.00 pts</b>
<b>PBP Verification</b>			<b>N/A pts</b>
<b>Total Score</b>			<b>85.13%</b>



DHS, DFCS, Office of Provider Management  
**Performance-Based Placement Measures**  
**RBWO Provider GA+SCORECARD - CCI**  
Report Quarter: Q3 FY2018



**Provider/Program Name: Ark Family Counseling Center, The - Ricky Homes/Dallas (569) - CCI**

Program Census Information:		# Children in Care During Quarter: 0	# Placements During Quarter: 0	# Children in Care On Last Day: 0
CCI Incentive Credits	Avg Performance All CCIs (Points)	Provider Performance (%)*	Possible Points (Weight)	Provider Points Earned
Early EPSDT Medical Visits		Not Eligible	2	
Early EPSDT Dental Visits		Not Eligible	2	
Permanency Contacts		None Planned	5	
Additional Academic Supports		Not Eligible	2	
Active Agency Accreditation		0%	4	0.00
Staff Clinical Licensure		0%	5	0.00
Behavior Management (threshold = 0)		0%	4	
<b>Incentives Total</b>	<b>7.65</b>		<b>24</b>	<b>0.00</b>
Maximum total combined incentive credit allowed is 10 points.			<b>Incentives Awarded</b>	<b>0.00</b>

\*Performance calculation descriptions can be found in the FY 2018 RBWO PBP Measurements and Standards Guide.

**Child Protective Services Investigations and Dispositions**

The following investigations data, which is not used for scoring but is considered significant to a provider's performance, is from Georgia SHINES and is not considered final or complete until the end of the fiscal year.

Total Reports:	0
Number Screened In:	0
Number Screened Out:	0
Number Substantiated:	0
Number Unsubstantiated:	0
Number Active CPS Investigations:	0





DHS, DFCS, Office of Provider Management  
**Performance-Based Placement Measures**  
**RBWO Provider GA+SCORECARD - CCI**



Report Quarter: Q3 FY2018

**Provider/Program Name: Ark Family Counseling Center, The - Ricky Homes/Decatur (571) - CCI**

2580 S. Hairston Road, Decatur, GA 30035

Phone: 770-593-0913

Vendor ID# 35229

Quarterly Scores (Grades)

Current Quarter Score (Grade)

Q1: 87.92 (B+)

Q2: 100.86 (A+)

98.12%

Q3: 98.12 (A+)

Q4: N/A

(A+)

Program Census Information:

# Children in Care During Quarter: 7

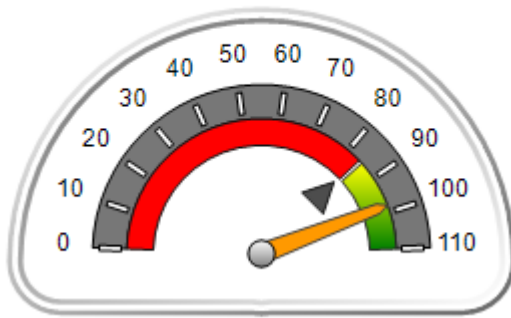
# Placements During Quarter: 7

# Children in Care On Last Day: 4

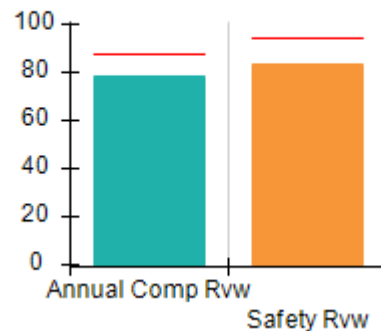
**Quarterly Provider Comparisons to All CCIs**

▼ indicates average for all CCIs

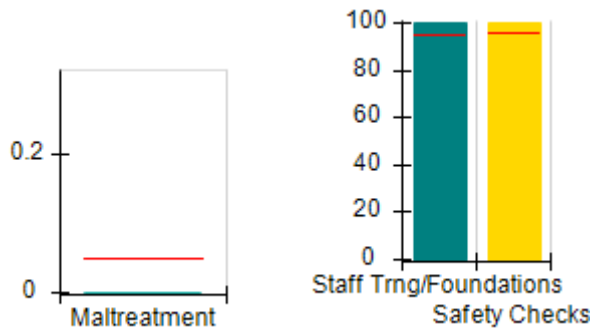
Overall Score (%)



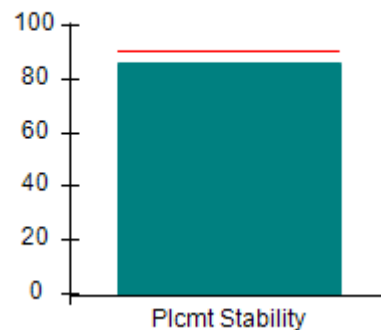
OPM Monitoring Reviews (%)



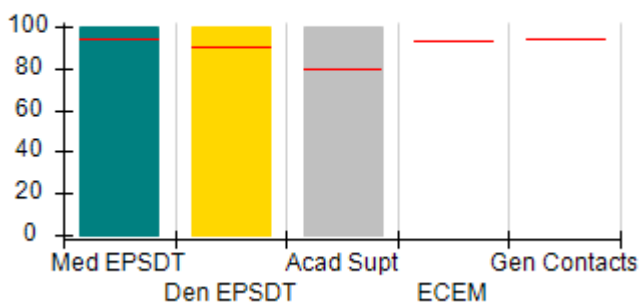
Safety Outcomes (%)



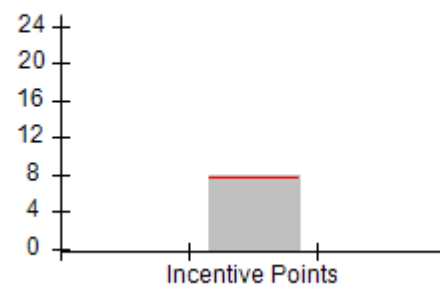
Permanency Outcomes (%)



Well-Being Outcomes (%)



Incentives Earned (Points)





# Performance-Based Placement Measures

## RBWO Provider GA+SCORECARD - CCI

Report Quarter: Q3 FY2018

Provider/Program Name: Ark Family Counseling Center, The - Ricky Homes/Decatur (571) - CCI				
2580 S. Hairston Road, Decatur, GA 30035		Quarterly Scores (Grades)		Current Quarter Score (Grade)
Phone: 770-593-0913		Q1: 87.92 (B+)	Q2: 100.86 (A+)	98.12% (A+)
Vendor ID# 35229		Q3: 98.12 (A+)	Q4: N/A	
Program Census Information:		# Children in Care During Quarter: 7	# Placements During Quarter: 7	# Children in Care On Last Day: 4
	Avg Performance All CCIs (%)	Provider Performance (%)*	Possible Points (Weight)	Provider Points Earned
<b>OPM Monitoring Reviews</b>				
Annual Comprehensive Reviews	87%	79%	25	19.71
Safety Reviews	94%	84%	15	12.55
<b>Monitoring Sub-Total</b>			<b>40</b>	<b>32.25</b>
<b>CCI Safety Outcomes</b>				
Incidence of Maltreatment	0.05%	No Substantiated Reports	10	10.00
Staff Training/Foundations	95%	100%	5	5.00
Staff Safety Checks	95%	100%	5	5.00
<b>Safety Sub-Total</b>			<b>20</b>	<b>20.00</b>
<b>CCI Permanency Outcomes</b>				
Placement Stability	90%	86%	15	12.90
<b>Permanency Sub-Total</b>			<b>15</b>	<b>12.90</b>
<b>CCI Well-Being Outcomes</b>				
EPSDT Medical Visits	94%	100%	9.1	9.08
EPSDT Dental Visits	90%	100%	9.1	9.08
Academic Supports	79%	100%	6.8	6.81
Provider ECEM Visits	93%	Not Eligible	N/A	
Provider General Contacts	93%	Not Eligible	N/A	
Placements with Siblings	38%	0%	Not Scored	Not Scored
Placements within Legal County	16%	0%	Not Scored	Not Scored
<b>Well-Being Sub-Total</b>			<b>25</b>	<b>24.97</b>
*Performance calculation descriptions can be found in the FY 2018 RBWO PBP Measurements and Standards Guide.				

Monitoring & Outcomes: Possible Points = 100		Points Earned = 90.12	
Score Before Incentives Credit			90.12%
Incentives Awarded			8.00 pts
PBP Verification			N/A pts
Total Score			98.12%



DHS, DFCS, Office of Provider Management  
**Performance-Based Placement Measures**  
**RBWO Provider GA+SCORECARD - CCI**  
Report Quarter: Q3 FY2018



**Provider/Program Name: Ark Family Counseling Center, The - Ricky Homes/Decatur (571) - CCI**

Program Census Information:		# Children in Care During Quarter: 7	# Placements During Quarter: 7	# Children in Care On Last Day: 4
CCI Incentive Credits	Avg Performance All CCIs (Points)	Provider Performance (%)*	Possible Points (Weight)	Provider Points Earned
Early EPSDT Medical Visits		100%	2	2.00
Early EPSDT Dental Visits		100%	2	2.00
Permanency Contacts		None Planned	5	
Additional Academic Supports		0%	2	0.00
Active Agency Accreditation		0%	4	0.00
Staff Clinical Licensure		0%	5	0.00
Behavior Management (threshold = 0)		100%	4	4.00
<b>Incentives Total</b>	<b>7.65</b>		<b>24</b>	<b>8.00</b>
Maximum total combined incentive credit allowed is 10 points.			<b>Incentives Awarded</b>	<b>8.00</b>

\*Performance calculation descriptions can be found in the FY 2018 RBWO PBP Measurements and Standards Guide.

**Child Protective Services Investigations and Dispositions**

The following investigations data, which is not used for scoring but is considered significant to a provider's performance, is from Georgia SHINES and is not considered final or complete until the end of the fiscal year.

Total Reports:	0
Number Screened In:	0
Number Screened Out:	0
Number Substantiated:	0
Number Unsubstantiated:	0
Number Active CPS Investigations:	0



DHS, DFCS, Office of Provider Management  
**Performance-Based Placement Measures**  
**RBWO Provider GA+SCORECARD - CCI**



Report Quarter: Q3 FY2018

**Provider/Program Name: Ark Family Counseling Center, The - Ricky Homes/Lithonia (591) - CCI**

3383 Evans Mill Rd., Lithonia, GA 30038

Phone: 770-593-0913

Vendor ID# 35228

Quarterly Scores (Grades)

Current Quarter Score (Grade)

Q1: 98.45 (A+)

Q2: 100.45 (A+)

103.00%

Q3: 103.00 (A+)

Q4: N/A

(A+)

Program Census Information:

# Children in Care During Quarter: 8

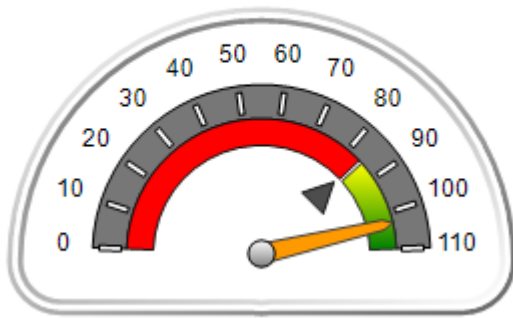
# Placements During Quarter: 8

# Children in Care On Last Day: 6

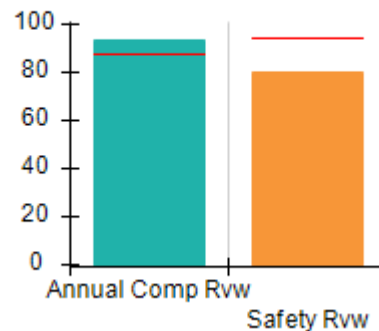
**Quarterly Provider Comparisons to All CCIs**

▼ — indicates average for all CCIs

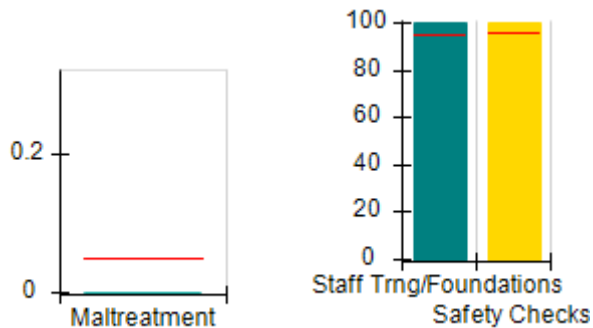
Overall Score (%)



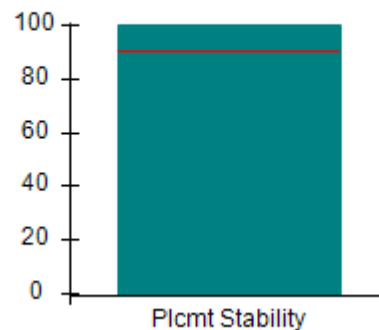
OPM Monitoring Reviews (%)



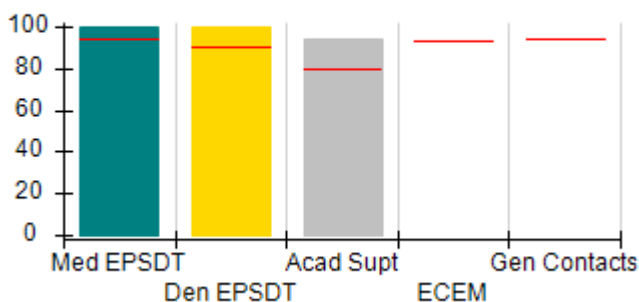
Safety Outcomes (%)



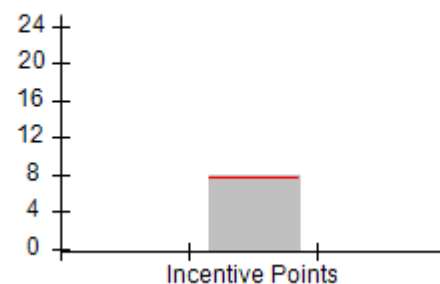
Permanency Outcomes (%)



Well-Being Outcomes (%)



Incentives Earned (Points)





DHS, DFCS, Office of Provider Management  
**Performance-Based Placement Measures**  
**RBWO Provider GA+SCORECARD - CCI**



Report Quarter: Q3 FY2018

Provider/Program Name: Ark Family Counseling Center, The - Ricky Homes/Lithonia (591) - CCI				
3383 Evans Mill Rd., Lithonia, GA 30038		Quarterly Scores (Grades)		Current Quarter Score (Grade)
Phone: 770-593-0913		Q1: 98.45 (A+)	Q2: 100.45 (A+)	103.00% (A+)
Vendor ID# 35228		Q3: 103.00 (A+)	Q4: N/A	
Program Census Information:		# Children in Care During Quarter: 8	# Placements During Quarter: 8	# Children in Care On Last Day: 6
	Avg Performance All CCIs (%)	Provider Performance (%)*	Possible Points (Weight)	Provider Points Earned
<b>OPM Monitoring Reviews</b>				
Annual Comprehensive Reviews	87%	94%	25	23.42
Safety Reviews	94%	80%	15	12.02
<b>Monitoring Sub-Total</b>			<b>40</b>	<b>35.43</b>
<b>CCI Safety Outcomes</b>				
Incidence of Maltreatment	0.05%	No Substantiated Reports	10	10.00
Staff Training/Foundations	95%	100%	5	5.00
Staff Safety Checks	95%	100%	5	5.00
<b>Safety Sub-Total</b>			<b>20</b>	<b>20.00</b>
<b>CCI Permanency Outcomes</b>				
Placement Stability	90%	100%	15	15.00
<b>Permanency Sub-Total</b>			<b>15</b>	<b>15.00</b>
<b>CCI Well-Being Outcomes</b>				
EPSDT Medical Visits	94%	100%	9.1	9.08
EPSDT Dental Visits	90%	100%	9.1	9.08
Academic Supports	79%	94%	6.8	6.40
Provider ECEM Visits	93%	Not Eligible	N/A	
Provider General Contacts	93%	Not Eligible	N/A	
Placements with Siblings	38%	67%	Not Scored	Not Scored
Placements within Legal County	16%	0%	Not Scored	Not Scored
<b>Well-Being Sub-Total</b>			<b>25</b>	<b>24.56</b>
*Performance calculation descriptions can be found in the FY 2018 RBWO PBP Measurements and Standards Guide.				

<b>Monitoring &amp; Outcomes: Possible Points = 100</b>		<b>Points Earned = 95.00</b>	
<b>Score Before Incentives Credit</b>			<b>95.00%</b>
<b>Incentives Awarded</b>			<b>8.00 pts</b>
<b>PBP Verification</b>			<b>N/A pts</b>
<b>Total Score</b>			<b>103.00%</b>



DHS, DFCS, Office of Provider Management  
**Performance-Based Placement Measures**  
**RBWO Provider GA+SCORECARD - CCI**  
Report Quarter: Q3 FY2018



**Provider/Program Name: Ark Family Counseling Center, The - Ricky Homes/Lithonia (591) - CCI**

Program Census Information:		# Children in Care During Quarter: 8	# Placements During Quarter: 8	# Children in Care On Last Day: 6
CCI Incentive Credits	Avg Performance All CCIs (Points)	Provider Performance (%)*	Possible Points (Weight)	Provider Points Earned
Early EPSDT Medical Visits		100%	2	2.00
Early EPSDT Dental Visits		100%	2	2.00
Permanency Contacts		None Planned	5	
Additional Academic Supports		0%	2	0.00
Active Agency Accreditation		0%	4	0.00
Staff Clinical Licensure		0%	5	0.00
Behavior Management (threshold = 0)		100%	4	4.00
<b>Incentives Total</b>	<b>7.65</b>		<b>24</b>	<b>8.00</b>
Maximum total combined incentive credit allowed is 10 points.			<b>Incentives Awarded</b>	<b>8.00</b>

\*Performance calculation descriptions can be found in the FY 2018 RBWO PBP Measurements and Standards Guide.

### Child Protective Services Investigations and Dispositions

The following investigations data, which is not used for scoring but is considered significant to a provider's performance, is from Georgia SHINES and is not considered final or complete until the end of the fiscal year.

Total Reports:	0
Number Screened In:	0
Number Screened Out:	0
Number Substantiated:	0
Number Unsubstantiated:	0
Number Active CPS Investigations:	0



**DHS, DFCS, Office of Provider Management**  
**Performance-Based Placement Measures**  
**RBWO Provider GA+SCORECARD - CCI**  
**Report Quarter: Q3 FY2018**



**Provider/Program Name: Atlanta Secure Care Services, Inc. - (5271) - CCI**

**345 Hawkins St., Marietta, GA 30060**

**Phone: 404-333-1396**

**Vendor ID# 150469**

**Quarterly Scores (Grades)**

**Q1: 42.86 (F)**

**Q2: 64.19 (D)**

**Q3: 96.57 (A)**

**Q4: N/A**

**Current Quarter Score (Grade)**

**96.57%**

**(A)**

**Program Census Information:**

**# Children in Care During Quarter: 0**

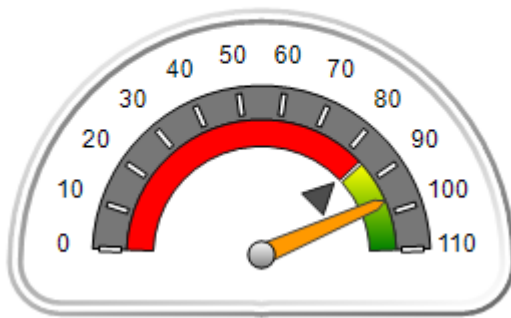
**# Placements During Quarter: 0**

**# Children in Care On Last Day: 0**

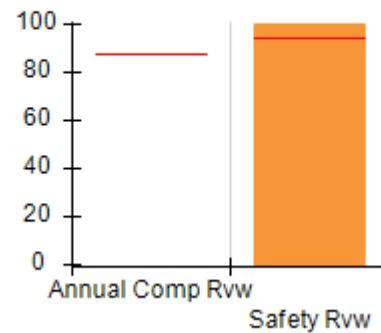
**Quarterly Provider Comparisons to All CCIs**

▼ — indicates average for all CCIs

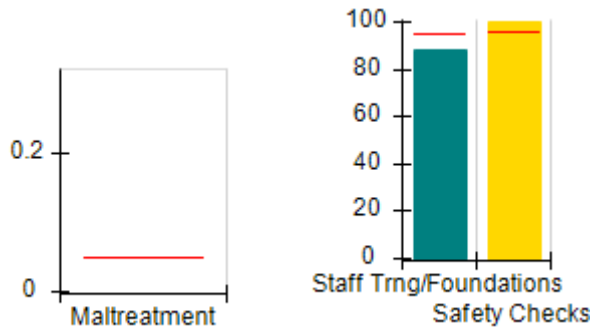
**Overall Score (%)**



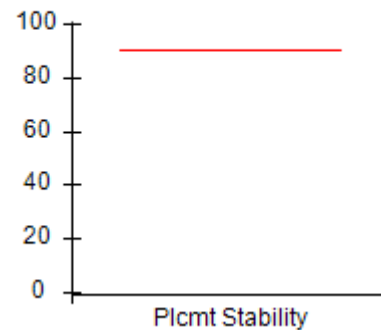
**OPM Monitoring Reviews (%)**



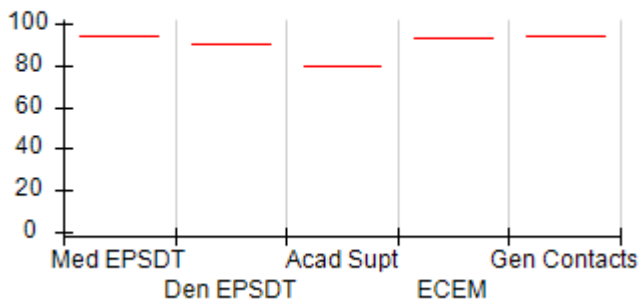
**Safety Outcomes (%)**



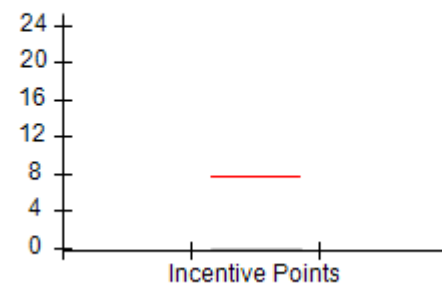
**Permanency Outcomes (%)**



**Well-Being Outcomes (%)**



**Incentives Earned (Points)**





DHS, DFCS, Office of Provider Management  
**Performance-Based Placement Measures**  
**RBWO Provider GA+SCORECARD - CCI**  
**Report Quarter: Q3 FY2018**



<b>Provider/Program Name: Atlanta Secure Care Services, Inc. - (5271) - CCI</b>				
<b>345 Hawkins St., Marietta, GA 30060</b>  <b>Phone: 404-333-1396</b>  <b>Vendor ID# 150469</b>		<b>Quarterly Scores (Grades)</b>		<b>Current Quarter Score (Grade)</b>
		<b>Q1: 42.86 (F)</b>	<b>Q2: 64.19 (D)</b>	<b>96.57%</b> <b>(A)</b>
		<b>Q3: 96.57 (A)</b>	<b>Q4: N/A</b>	
Program Census Information:		# Children in Care During Quarter: 0	# Placements During Quarter: 0	# Children in Care On Last Day: 0
	<b>Avg Performance All CCIs (%)</b>	<b>Provider Performance (%)*</b>	<b>Possible Points (Weight)</b>	<b>Provider Points Earned</b>
<b>OPM Monitoring Reviews</b>				
Annual Comprehensive Reviews	87%	Not Yet Conducted		
Safety Reviews	94%	100%	15	15.00
<b>Monitoring Sub-Total</b>			<b>15</b>	<b>15.00</b>
<b>CCI Safety Outcomes</b>				
Incidence of Maltreatment	0.05%	Not Eligible		
Staff Training/Foundations	95%	88%	10	8.80
Staff Safety Checks	95%	100%	10	10.00
<b>Safety Sub-Total</b>			<b>20</b>	<b>18.80</b>
<b>CCI Permanency Outcomes</b>				
Placement Stability	90%	Not Eligible		
<b>Permanency Sub-Total</b>			<b>N/A</b>	
<b>CCI Well-Being Outcomes</b>				
EPSDT Medical Visits	94%	Not Eligible		
EPSDT Dental Visits	90%	Not Eligible		
Academic Supports	79%	Not Eligible		
Provider ECEM Visits	93%	Not Eligible	N/A	
Provider General Contacts	93%	Not Eligible	N/A	
Placements with Siblings	38%	Not Eligible	Not Scored	Not Scored
Placements within Legal County	16%	Not Eligible	Not Scored	Not Scored
<b>Well-Being Sub-Total</b>			<b>N/A</b>	
*Performance calculation descriptions can be found in the FY 2018 RBWO PBP Measurements and Standards Guide.				

<b>Monitoring &amp; Outcomes: Possible Points = 35</b>	<b>Points Earned = 33.80</b>
<b>Score Before Incentives Credit</b>	<b>96.57%</b>
<b>Incentives Awarded</b>	<b>0.00 pts</b>
<b>PBP Verification</b>	<b>N/A pts</b>
<b>Total Score</b>	<b>96.57%</b>





DHS, DFCS, Office of Provider Management  
**Performance-Based Placement Measures**  
**RBWO Provider GA+SCORECARD - CCI**  
Report Quarter: Q3 FY2018



**Provider/Program Name: Atlanta Secure Care Services, Inc. - (5271) - CCI**

Program Census Information:		# Children in Care During Quarter: 0	# Placements During Quarter: 0	# Children in Care On Last Day: 0
CCI Incentive Credits	Avg Performance All CCIs (Points)	Provider Performance (%)*	Possible Points (Weight)	Provider Points Earned
Early EPSDT Medical Visits		Not Eligible	2	
Early EPSDT Dental Visits		Not Eligible	2	
Permanency Contacts		None Planned	5	
Additional Academic Supports		Not Eligible	2	
Active Agency Accreditation		0%	4	0.00
Staff Clinical Licensure		0%	5	0.00
Behavior Management (threshold = 0)		0%	4	
<b>Incentives Total</b>	<b>7.65</b>		<b>24</b>	<b>0.00</b>
Maximum total combined incentive credit allowed is 10 points.			<b>Incentives Awarded</b>	<b>0.00</b>

\*Performance calculation descriptions can be found in the FY 2018 RBWO PBP Measurements and Standards Guide.

**Child Protective Services Investigations and Dispositions**

The following investigations data, which is not used for scoring but is considered significant to a provider's performance, is from Georgia SHINES and is not considered final or complete until the end of the fiscal year.

Total Reports:	0	
Number Screened In:	0	
Number Screened Out:	0	
Number Substantiated:	0	
Number Unsubstantiated:	0	
Number Active CPS Investigations:	0	



DHS, DFCS, Office of Provider Management  
**Performance-Based Placement Measures**  
**RBWO Provider GA+SCORECARD - CCI**  
Report Quarter: Q3 FY2018



**Provider/Program Name: Bald Ridge Lodge, Inc. - (4124) - CCI**

775 Lanier 400 Pkwy, Cumming, GA 30040

Phone: 770-887-1220

Vendor ID# 79175

**Quarterly Scores (Grades)**

Q1: 98.87 (A+)

Q2: 95.45 (A)

Q3: 88.52 (B+)

Q4: N/A

**Current Quarter Score (Grade)**

**88.52%**

**(B+)**

Program Census Information:

# Children in Care During  
Quarter: 10

# Placements During  
Quarter: 10

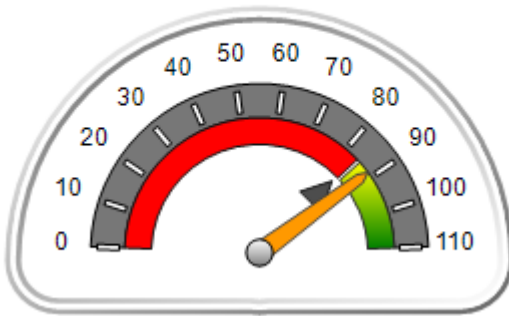
# Children in Care On Last  
Day: 10

**Quarterly Provider Comparisons to All CCIs**

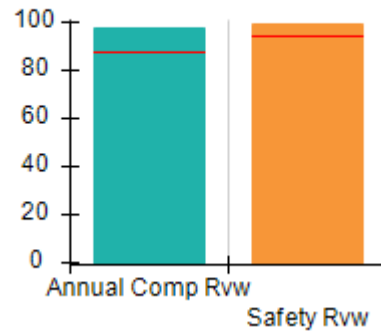


indicates average for all CCIs

**Overall Score (%)**



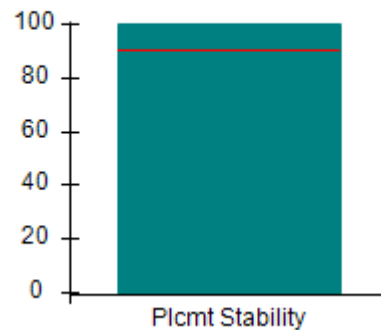
**OPM Monitoring Reviews (%)**



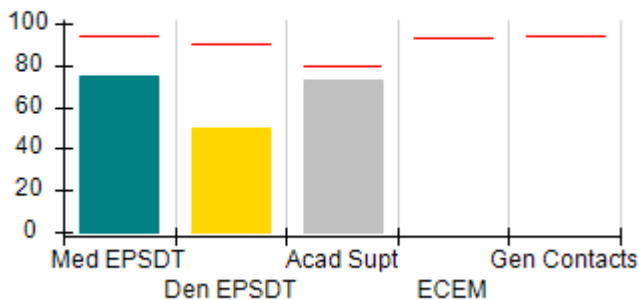
**Safety Outcomes (%)**



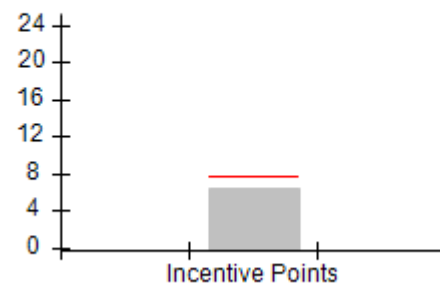
**Permanency Outcomes (%)**



**Well-Being Outcomes (%)**



**Incentives Earned (Points)**





DHS, DFCS, Office of Provider Management  
**Performance-Based Placement Measures**  
**RBWO Provider GA+SCORECARD - CCI**  
 Report Quarter: Q3 FY2018



**Provider/Program Name: Bald Ridge Lodge, Inc. - (4124) - CCI**

<b>775 Lanier 400 Pkwy, Cumming, GA 30040</b>  <b>Phone: 770-887-1220</b>  <b>Vendor ID# 79175</b>	<b>Quarterly Scores (Grades)</b>		<b>Current Quarter Score (Grade)</b>
	<b>Q1: 98.87 (A+)</b>	<b>Q2: 95.45 (A)</b>	<b>88.52%</b> <b>(B+)</b>
	<b>Q3: 88.52 (B+)</b>	<b>Q4: N/A</b>	

Program Census Information:	# Children in Care During Quarter: 10	# Placements During Quarter: 10	# Children in Care On Last Day: 10
-----------------------------	---------------------------------------	---------------------------------	------------------------------------

	<b>Avg Performance All CCIs (%)</b>	<b>Provider Performance (%)*</b>	<b>Possible Points (Weight)</b>	<b>Provider Points Earned</b>
--	-------------------------------------	----------------------------------	---------------------------------	-------------------------------

**OPM Monitoring Reviews**

Annual Comprehensive Reviews	87%	98%	25	24.42
Safety Reviews	94%	99%	15	14.86
<b>Monitoring Sub-Total</b>			<b>40</b>	<b>39.28</b>

**CCI Safety Outcomes**

Incidence of Maltreatment	0.05%	No Substantiated Reports	10	10.00
Staff Training/Foundations	95%	100%	5	5.00
Staff Safety Checks	95%	100%	5	5.00
<b>Safety Sub-Total</b>			<b>20</b>	<b>20.00</b>

**CCI Permanency Outcomes**

Placement Stability	90%	100%	15	15.00
<b>Permanency Sub-Total</b>			<b>15</b>	<b>15.00</b>

**CCI Well-Being Outcomes**

EPSDT Medical Visits	94%	75%	9.1	6.81
EPSDT Dental Visits	90%	50%	9.1	4.54
Academic Supports	79%	73%	6.8	4.97
Provider ECEM Visits	93%	Not Eligible	N/A	
Provider General Contacts	93%	Not Eligible	N/A	
Placements with Siblings	38%	25%	Not Scored	Not Scored
Placements within Legal County	16%	0%	Not Scored	Not Scored
<b>Well-Being Sub-Total</b>			<b>25</b>	<b>16.32</b>

\*Performance calculation descriptions can be found in the FY 2018 RBWO PBP Measurements and Standards Guide.

<b>Monitoring &amp; Outcomes: Possible Points = 100</b>	<b>Points Earned = 90.60</b>
<b>Score Before Incentives Credit</b>	<b>90.60%</b>
<b>Incentives Awarded</b>	<b>6.42 pts</b>
<b>PBP Verification</b>	<b>-8.50 pts</b>
<b>Total Score</b>	<b>88.52%</b>



DHS, DFCS, Office of Provider Management  
**Performance-Based Placement Measures**  
**RBWO Provider GA+SCORECARD - CCI**  
Report Quarter: Q3 FY2018



**Provider/Program Name: Bald Ridge Lodge, Inc. - (4124) - CCI**

Program Census Information:		# Children in Care During Quarter: 10	# Placements During Quarter: 10	# Children in Care On Last Day: 10
CCI Incentive Credits	Avg Performance All CCIs (Points)	Provider Performance (%)*	Possible Points (Weight)	Provider Points Earned
Early EPSDT Medical Visits		60%	2	1.20
Early EPSDT Dental Visits		43%	2	0.86
Permanency Contacts		None Planned	5	
Additional Academic Supports		18%	2	0.36
Active Agency Accreditation		0%	4	0.00
Staff Clinical Licensure		0%	5	0.00
Behavior Management (threshold = 0)		100%	4	4.00
<b>Incentives Total</b>	<b>7.65</b>		<b>24</b>	<b>6.42</b>
Maximum total combined incentive credit allowed is 10 points.			<b>Incentives Awarded</b>	<b>6.42</b>

\*Performance calculation descriptions can be found in the FY 2018 RBWO PBP Measurements and Standards Guide.

**Child Protective Services Investigations and Dispositions**

The following investigations data, which is not used for scoring but is considered significant to a provider's performance, is from Georgia SHINES and is not considered final or complete until the end of the fiscal year.

Total Reports:	0	
Number Screened In:	0	
Number Screened Out:	0	
Number Substantiated:	0	
Number Unsubstantiated:	0	
Number Active CPS Investigations:	0	



DHS, DFCS, Office of Provider Management  
**Performance-Based Placement Measures**  
**RBWO Provider GA+SCORECARD - CCI**  
Report Quarter: Q3 FY2018



**Provider/Program Name: Boyz to Men Residential - (5317) - CCI**

721 23rd St., Columbus, GA 31904-8830

Phone: 706-221-2073

Vendor ID# 135074

Quarterly Scores (Grades)

Current Quarter Score  
(Grade)

Q1: (N/A)

Q2: 76.55 (C)

94.55%

Q3: 94.55 (A)

Q4: N/A

(A)

Program Census Information:

# Children in Care During  
Quarter: 6

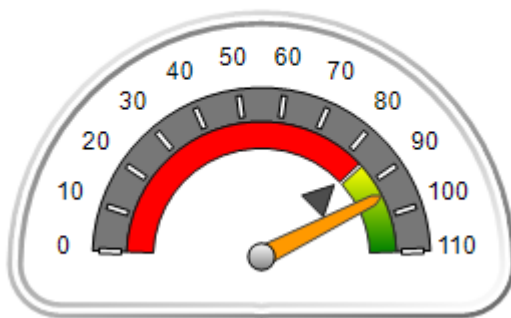
# Placements During  
Quarter: 6

# Children in Care On Last  
Day: 5

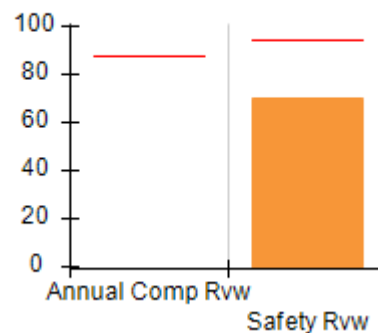
**Quarterly Provider Comparisons to All CCIs**

▼ indicates average for all CCIs

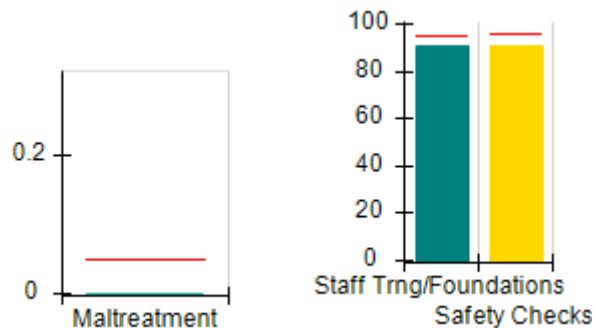
Overall Score (%)



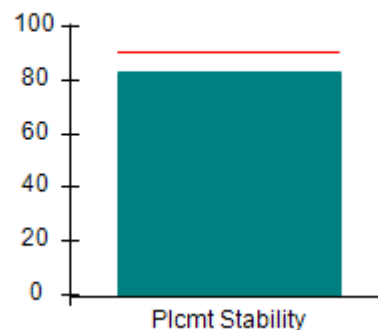
OPM Monitoring Reviews (%)



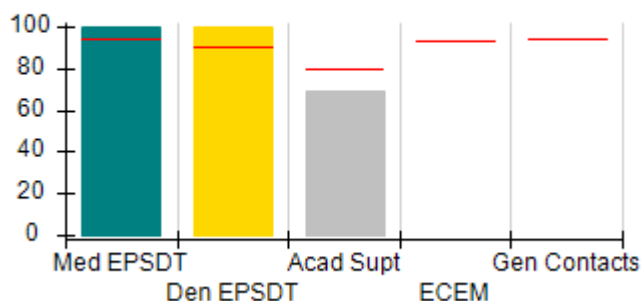
Safety Outcomes (%)



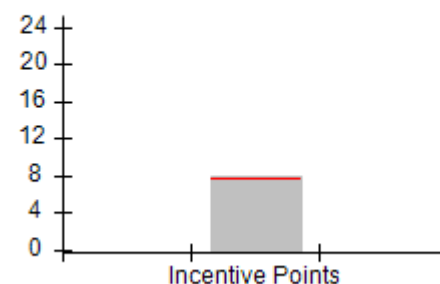
Permanency Outcomes (%)



Well-Being Outcomes (%)



Incentives Earned (Points)





DHS, DFCS, Office of Provider Management  
**Performance-Based Placement Measures**  
**RBWO Provider GA+SCORECARD - CCI**  
 Report Quarter: Q3 FY2018



**Provider/Program Name: Boyz to Men Residential - (5317) - CCI**

<b>721 23rd St., Columbus, GA 31904-8830</b>  <b>Phone: 706-221-2073</b>  <b>Vendor ID# 135074</b>	<b>Quarterly Scores (Grades)</b>		<b>Current Quarter Score (Grade)</b>
	<b>Q1: (N/A)</b>	<b>Q2: 76.55 (C)</b>	<b>94.55%</b> <b>(A)</b>
	<b>Q3: 94.55 (A)</b>	<b>Q4: N/A</b>	

Program Census Information:	# Children in Care During Quarter: 6	# Placements During Quarter: 6	# Children in Care On Last Day: 5
-----------------------------	--------------------------------------	--------------------------------	-----------------------------------

	<b>Avg Performance All CCIs (%)</b>	<b>Provider Performance (%)*</b>	<b>Possible Points (Weight)</b>	<b>Provider Points Earned</b>
--	-------------------------------------	----------------------------------	---------------------------------	-------------------------------

**OPM Monitoring Reviews**

Annual Comprehensive Reviews	87%	Not Yet Conducted		
Safety Reviews	94%	70%	15	10.50
<b>Monitoring Sub-Total</b>			<b>15</b>	<b>10.50</b>

**CCI Safety Outcomes**

Incidence of Maltreatment	0.05%	No Substantiated Reports	10	10.00
Staff Training/Foundations	95%	91%	5	4.55
Staff Safety Checks	95%	91%	5	4.55
<b>Safety Sub-Total</b>			<b>20</b>	<b>19.10</b>

**CCI Permanency Outcomes**

Placement Stability	90%	83%	15	12.45
<b>Permanency Sub-Total</b>			<b>15</b>	<b>12.45</b>

**CCI Well-Being Outcomes**

EPSDT Medical Visits	94%	100%	9.1	9.08
EPSDT Dental Visits	90%	100%	9.1	9.08
Academic Supports	79%	69%	6.8	4.70
Provider ECEM Visits	93%	Not Eligible	N/A	
Provider General Contacts	93%	Not Eligible	N/A	
Placements with Siblings	38%	Not Eligible	Not Scored	Not Scored
Placements within Legal County	16%	0%	Not Scored	Not Scored
<b>Well-Being Sub-Total</b>			<b>25</b>	<b>22.86</b>

\*Performance calculation descriptions can be found in the FY 2018 RBWO PBP Measurements and Standards Guide.

<b>Monitoring &amp; Outcomes: Possible Points = 75</b>	<b>Points Earned = 64.91</b>
<b>Score Before Incentives Credit</b>	<b>86.55%</b>
<b>Incentives Awarded</b>	<b>8.00 pts</b>
<b>PBP Verification</b>	<b>N/A pts</b>
<b>Total Score</b>	<b>94.55%</b>



DHS, DFCS, Office of Provider Management  
**Performance-Based Placement Measures**  
**RBWO Provider GA+SCORECARD - CCI**  
Report Quarter: Q3 FY2018



**Provider/Program Name: Boyz to Men Residential - (5317) - CCI**

Program Census Information:		# Children in Care During Quarter: 6	# Placements During Quarter: 6	# Children in Care On Last Day: 5
CCI Incentive Credits	Avg Performance All CCIs (Points)	Provider Performance (%)*	Possible Points (Weight)	Provider Points Earned
Early EPSDT Medical Visits		100%	2	2.00
Early EPSDT Dental Visits		100%	2	2.00
Permanency Contacts		0%	5	0.00
Additional Academic Supports		0%	2	0.00
Active Agency Accreditation		0%	4	0.00
Staff Clinical Licensure		0%	5	0.00
Behavior Management (threshold = 0)		100%	4	4.00
<b>Incentives Total</b>	<b>7.65</b>		<b>24</b>	<b>8.00</b>
Maximum total combined incentive credit allowed is 10 points.			<b>Incentives Awarded</b>	<b>8.00</b>

\*Performance calculation descriptions can be found in the FY 2018 RBWO PBP Measurements and Standards Guide.

**Child Protective Services Investigations and Dispositions**

The following investigations data, which is not used for scoring but is considered significant to a provider's performance, is from Georgia SHINES and is not considered final or complete until the end of the fiscal year.

Total Reports:	0	
Number Screened In:	0	
Number Screened Out:	0	
Number Substantiated:	0	
Number Unsubstantiated:	0	
Number Active CPS Investigations:	0	



DHS, DFCS, Office of Provider Management

## Performance-Based Placement Measures

### RBWO Provider GA+SCORECARD - CCI

Report Quarter: Q3 FY2018



**Provider/Program Name: Broken Shackle Ranch - (576) - CCI**

1542 Francis Bridge Rd., Davisboro, GA 31018

Phone: 478-348-6555

Vendor ID# 35252

#### Quarterly Scores (Grades)

Q1: 96.14 (A)

Q2: 98.31 (A+)

Q3: 100.15 (A+)

Q4: N/A

#### Current Quarter Score (Grade)

100.15%

(A+)

Program Census Information:

# Children in Care During Quarter: 6

# Placements During Quarter: 6

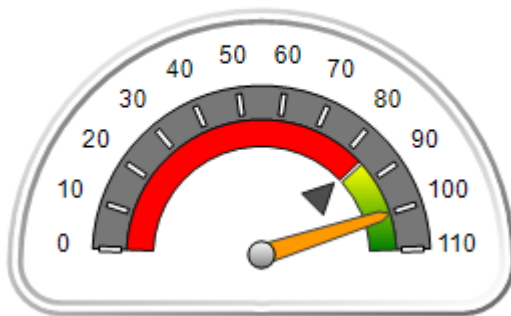
# Children in Care On Last Day: 1

### Quarterly Provider Comparisons to All CCIs

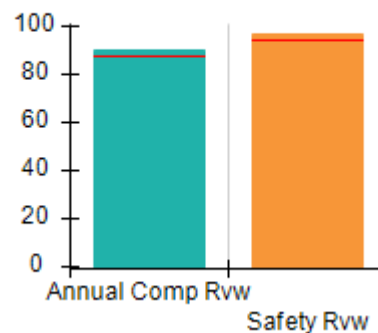


indicates average for all CCIs

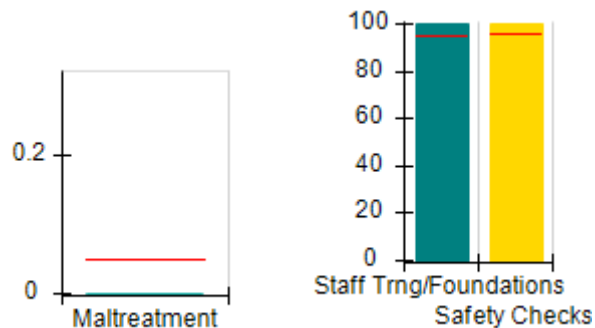
#### Overall Score (%)



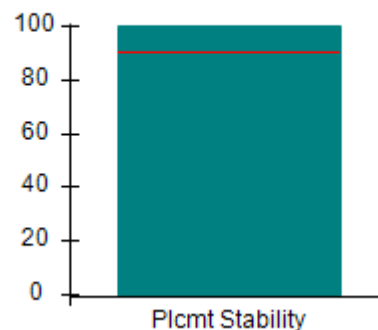
#### OPM Monitoring Reviews (%)



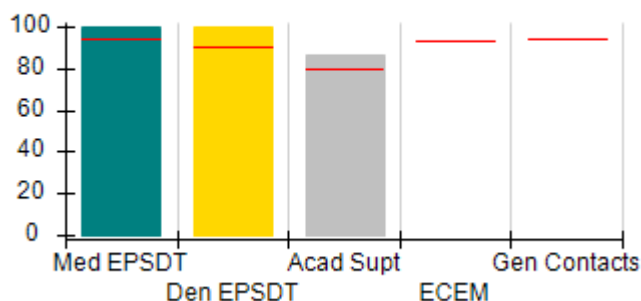
#### Safety Outcomes (%)



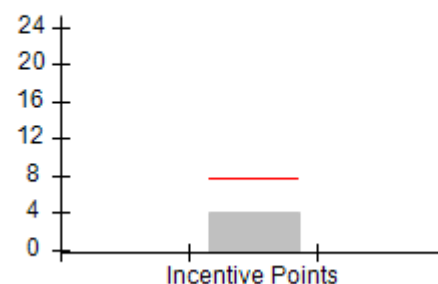
#### Permanency Outcomes (%)



#### Well-Being Outcomes (%)



#### Incentives Earned (Points)







DHS, DFCS, Office of Provider Management  
**Performance-Based Placement Measures**  
**RBWO Provider GA+SCORECARD - CCI**  
 Report Quarter: Q3 FY2018



Provider/Program Name: Broken Shackle Ranch - (576) - CCI				
1542 Francis Bridge Rd., Davisboro, GA 31018 Phone: 478-348-6555 Vendor ID# 35252		Quarterly Scores (Grades)		Current Quarter Score (Grade)
		Q1: 96.14 (A)	Q2: 98.31 (A+)	<b>100.15%</b> <b>(A+)</b>
		Q3: 100.15 (A+)	Q4: N/A	
Program Census Information:		# Children in Care During Quarter: 6	# Placements During Quarter: 6	# Children in Care On Last Day: 1
	Avg Performance All CCIs (%)	Provider Performance (%)*	Possible Points (Weight)	Provider Points Earned
<b>OPM Monitoring Reviews</b>				
Annual Comprehensive Reviews	87%	91%	25	22.63
Safety Reviews	94%	97%	15	14.50
<b>Monitoring Sub-Total</b>			<b>40</b>	<b>37.13</b>
<b>CCI Safety Outcomes</b>				
Incidence of Maltreatment	0.05%	No Substantiated Reports	10	10.00
Staff Training/Foundations	95%	100%	5	5.00
Staff Safety Checks	95%	100%	5	5.00
<b>Safety Sub-Total</b>			<b>20</b>	<b>20.00</b>
<b>CCI Permanency Outcomes</b>				
Placement Stability	90%	100%	15	15.00
<b>Permanency Sub-Total</b>			<b>15</b>	<b>15.00</b>
<b>CCI Well-Being Outcomes</b>				
EPSDT Medical Visits	94%	100%	9.1	9.08
EPSDT Dental Visits	90%	100%	9.1	9.08
Academic Supports	79%	86%	6.8	5.86
Provider ECEM Visits	93%	Not Eligible	N/A	
Provider General Contacts	93%	Not Eligible	N/A	
Placements with Siblings	38%	0%	Not Scored	Not Scored
Placements within Legal County	16%	0%	Not Scored	Not Scored
<b>Well-Being Sub-Total</b>			<b>25</b>	<b>24.02</b>
*Performance calculation descriptions can be found in the FY 2018 RBWO PBP Measurements and Standards Guide.				

Monitoring & Outcomes: Possible Points = 100		Points Earned = 96.15	
Score Before Incentives Credit		96.15%	
Incentives Awarded		4.00 pts	
PBP Verification		N/A pts	
Total Score		100.15%	



DHS, DFCS, Office of Provider Management  
**Performance-Based Placement Measures**  
**RBWO Provider GA+SCORECARD - CCI**  
Report Quarter: Q3 FY2018



**Provider/Program Name: Broken Shackle Ranch - (576) - CCI**

Program Census Information:		# Children in Care During Quarter: 6	# Placements During Quarter: 6	# Children in Care On Last Day: 1
CCI Incentive Credits	Avg Performance All CCIs (Points)	Provider Performance (%)*	Possible Points (Weight)	Provider Points Earned
Early EPSDT Medical Visits		Not Eligible	2	
Early EPSDT Dental Visits		Not Eligible	2	
Permanency Contacts		0%	5	0.00
Additional Academic Supports		0%	2	0.00
Active Agency Accreditation		0%	4	0.00
Staff Clinical Licensure		0%	5	0.00
Behavior Management (threshold = 0)		100%	4	4.00
<b>Incentives Total</b>	<b>7.65</b>		<b>24</b>	<b>4.00</b>
Maximum total combined incentive credit allowed is 10 points.			<b>Incentives Awarded</b>	<b>4.00</b>

\*Performance calculation descriptions can be found in the FY 2018 RBWO PBP Measurements and Standards Guide.

**Child Protective Services Investigations and Dispositions**

The following investigations data, which is not used for scoring but is considered significant to a provider's performance, is from Georgia SHINES and is not considered final or complete until the end of the fiscal year.

Total Reports:	0	
Number Screened In:	0	
Number Screened Out:	0	
Number Substantiated:	0	
Number Unsubstantiated:	0	
Number Active CPS Investigations:	0	



**DHS, DFCS, Office of Provider Management**  
**Performance-Based Placement Measures**  
**RBWO Provider GA+SCORECARD - CCI**  
**Report Quarter: Q3 FY2018**



**Provider/Program Name: Caring and Sharing Home for Boys - (5191) - CCI**

**1769 Brook Run Drive, Register, GA 30452**

**Phone: 912-852-7545**

**Vendor ID# 125316**

**Quarterly Scores (Grades)**

**Current Quarter Score (Grade)**

**Q1: 97.26 (A+)**

**Q2: 105.21 (A+)**

**106.85%**

**Q3: 106.85 (A+)**

**Q4: N/A**

**(A+)**

**Program Census Information:**

**# Children in Care During Quarter: 8**

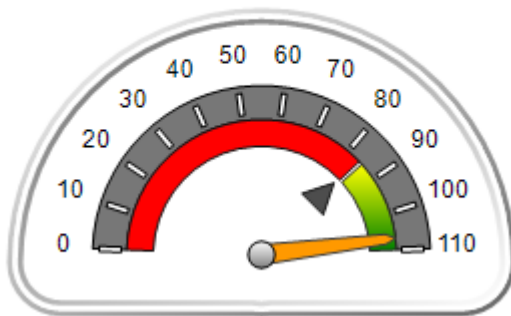
**# Placements During Quarter: 8**

**# Children in Care On Last Day: 6**

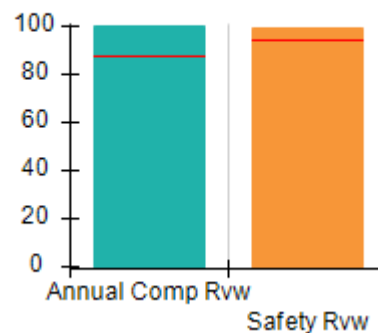
**Quarterly Provider Comparisons to All CCIs**

▼ — indicates average for all CCIs

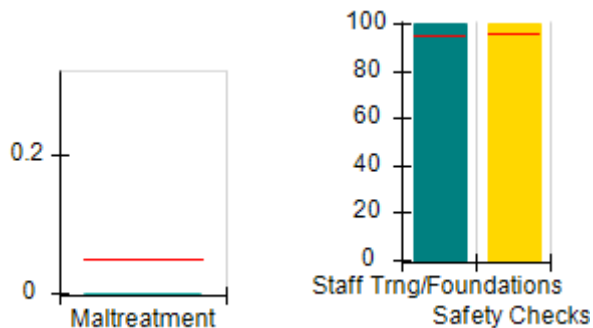
**Overall Score (%)**



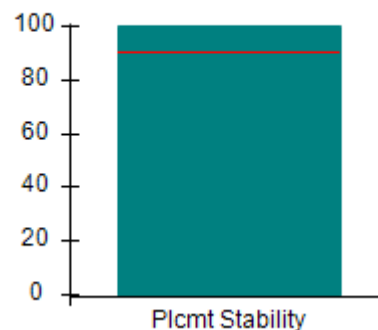
**OPM Monitoring Reviews (%)**



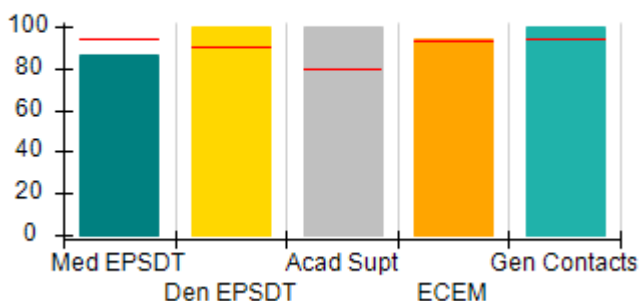
**Safety Outcomes (%)**



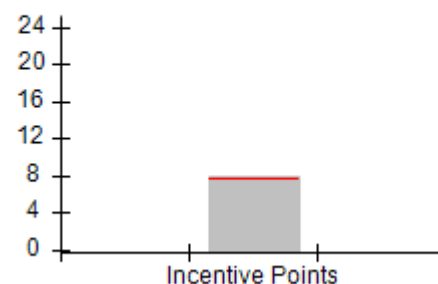
**Permanency Outcomes (%)**



**Well-Being Outcomes (%)**



**Incentives Earned (Points)**





DHS, DFCS, Office of Provider Management  
**Performance-Based Placement Measures**  
**RBWO Provider GA+SCORECARD - CCI**  
 Report Quarter: Q3 FY2018



**Provider/Program Name: Caring and Sharing Home for Boys - (5191) - CCI**

1769 Brook Run Drive, Register, GA 30452  Phone: 912-852-7545  Vendor ID# 125316	Quarterly Scores (Grades)		Current Quarter Score (Grade)
	Q1: 97.26 (A+)	Q2: 105.21 (A+)	<b>106.85%</b> <b>(A+)</b>
	Q3: 106.85 (A+)	Q4: N/A	

Program Census Information:	# Children in Care During Quarter: 8	# Placements During Quarter: 8	# Children in Care On Last Day: 6
-----------------------------	--------------------------------------	--------------------------------	-----------------------------------

	Avg Performance All CCIs (%)	Provider Performance (%)*	Possible Points (Weight)	Provider Points Earned
--	------------------------------	---------------------------	--------------------------	------------------------

**OPM Monitoring Reviews**

Annual Comprehensive Reviews	87%	100%	25	25.00
Safety Reviews	94%	100%	15	14.95
<b>Monitoring Sub-Total</b>			<b>40</b>	<b>39.95</b>

**CCI Safety Outcomes**

Incidence of Maltreatment	0.05%	No Substantiated Reports	10	10.00
Staff Training/Foundations	95%	100%	5	5.00
Staff Safety Checks	95%	100%	5	5.00
<b>Safety Sub-Total</b>			<b>20</b>	<b>20.00</b>

**CCI Permanency Outcomes**

Placement Stability	90%	100%	15	15.00
<b>Permanency Sub-Total</b>			<b>15</b>	<b>15.00</b>

**CCI Well-Being Outcomes**

EPSDT Medical Visits	94%	86%	4	3.44
EPSDT Dental Visits	90%	100%	4	4.00
Academic Supports	79%	100%	3	3.00
Provider ECEM Visits	93%	94%	7	6.58
Provider General Contacts	93%	100%	7	7.00
Placements with Siblings	38%	22%	Not Scored	Not Scored
Placements within Legal County	16%	50%	Not Scored	Not Scored
<b>Well-Being Sub-Total</b>			<b>25</b>	<b>24.02</b>

\*Performance calculation descriptions can be found in the FY 2018 RBWO PBP Measurements and Standards Guide.

<b>Monitoring &amp; Outcomes: Possible Points = 100</b>		<b>Points Earned = 98.97</b>	
<b>Score Before Incentives Credit</b>			<b>98.97%</b>
<b>Incentives Awarded</b>			<b>7.88 pts</b>
<b>PBP Verification</b>			<b>N/A pts</b>
<b>Total Score</b>			<b>106.85%</b>



DHS, DFCS, Office of Provider Management  
**Performance-Based Placement Measures**  
**RBWO Provider GA+SCORECARD - CCI**  
Report Quarter: Q3 FY2018



**Provider/Program Name: Caring and Sharing Home for Boys - (5191) - CCI**

Program Census Information:		# Children in Care During Quarter: 8	# Placements During Quarter: 8	# Children in Care On Last Day: 6
CCI Incentive Credits	Avg Performance All CCIs (Points)	Provider Performance (%)*	Possible Points (Weight)	Provider Points Earned
Early EPSDT Medical Visits		67%	2	1.34
Early EPSDT Dental Visits		100%	2	2.00
Permanency Contacts		0%	5	0.00
Additional Academic Supports		27%	2	0.54
Active Agency Accreditation		0%	4	0.00
Staff Clinical Licensure		0%	5	0.00
Behavior Management (threshold = 0)		100%	4	4.00
<b>Incentives Total</b>	<b>7.65</b>		<b>24</b>	<b>7.88</b>
Maximum total combined incentive credit allowed is 10 points.			<b>Incentives Awarded</b>	<b>7.88</b>

\*Performance calculation descriptions can be found in the FY 2018 RBWO PBP Measurements and Standards Guide.

**Child Protective Services Investigations and Dispositions**

The following investigations data, which is not used for scoring but is considered significant to a provider's performance, is from Georgia SHINES and is not considered final or complete until the end of the fiscal year.

Total Reports:	0	
Number Screened In:	0	
Number Screened Out:	0	
Number Substantiated:	0	
Number Unsubstantiated:	0	
Number Active CPS Investigations:	0	



**DHS, DFCS, Office of Provider Management**  
**Performance-Based Placement Measures**  
**RBWO Provider GA+SCORECARD - CCI**  
**Report Quarter: Q3 FY2018**



**Provider/Program Name: Carl Malone Foundation, Inc. - Mercy's Door I (993) - CCI**

2281 Dawnville Beaverdale Rd., Dalton, GA 30721

Phone: 706-270-5821

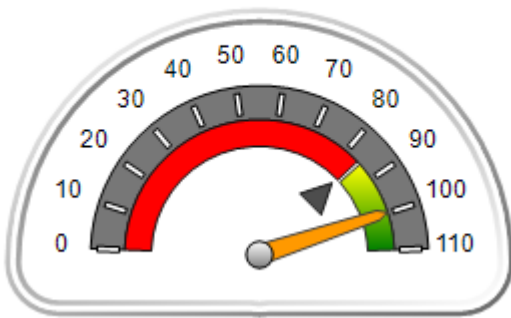
Vendor ID# 35802

Quarterly Scores (Grades)		Current Quarter Score (Grade)
Q1: 99.62 (A+)	Q2: 103.52 (A+)	99.82% (A+)
Q3: 99.82 (A+)	Q4: N/A	
Program Census Information:		
# Children in Care During Quarter: 13	# Placements During Quarter: 13	# Children in Care On Last Day: 9

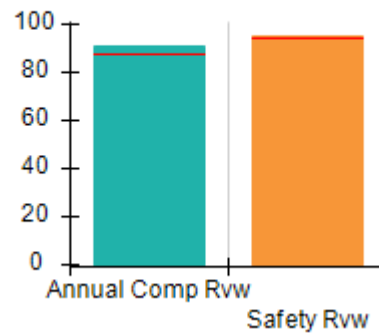
**Quarterly Provider Comparisons to All CCIs**

▼ — indicates average for all CCIs

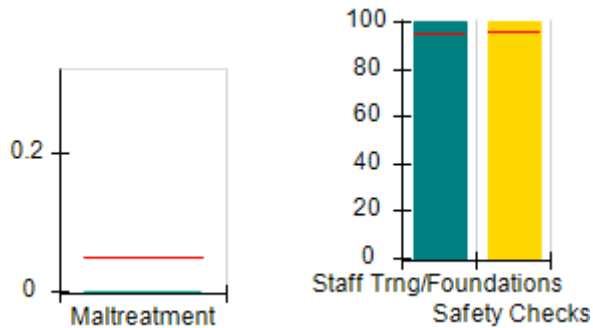
Overall Score (%)



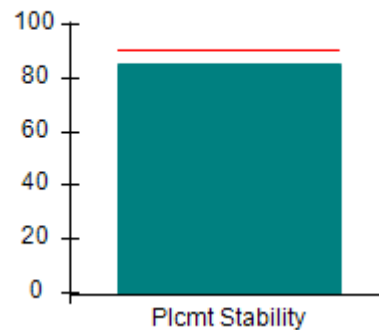
OPM Monitoring Reviews (%)



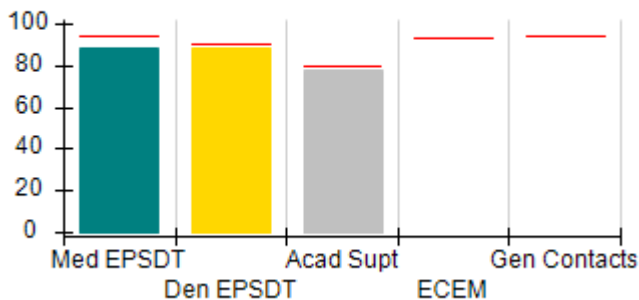
Safety Outcomes (%)



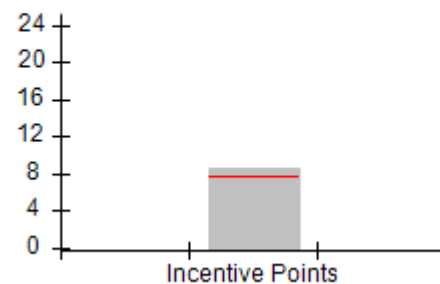
Permanency Outcomes (%)



Well-Being Outcomes (%)



Incentives Earned (Points)





DHS, DFCS, Office of Provider Management  
**Performance-Based Placement Measures**  
**RBWO Provider GA+SCORECARD - CCI**  
**Report Quarter: Q3 FY2018**



<b>Provider/Program Name: Carl Malone Foundation, Inc. - Mercy's Door I (993) - CCI</b>				
<b>2281 Dawnvile Beaverdale Rd., Dalton, GA 30721</b> <b>Phone: 706-270-5821</b> <b>Vendor ID# 35802</b>		<b>Quarterly Scores (Grades)</b>		<b>Current Quarter Score (Grade)</b>
		<b>Q1: 99.62 (A+)</b>	<b>Q2: 103.52 (A+)</b>	<b>99.82%</b>
		<b>Q3: 99.82 (A+)</b>	<b>Q4: N/A</b>	<b>(A+)</b>
Program Census Information:		# Children in Care During Quarter: 13	# Placements During Quarter: 13	# Children in Care On Last Day: 9
	<b>Avg Performance All CCIs (%)</b>	<b>Provider Performance (%)*</b>	<b>Possible Points (Weight)</b>	<b>Provider Points Earned</b>
<b>OPM Monitoring Reviews</b>				
Annual Comprehensive Reviews	87%	91%	25	22.83
Safety Reviews	94%	95%	15	14.30
<b>Monitoring Sub-Total</b>			<b>40</b>	<b>37.12</b>
<b>CCI Safety Outcomes</b>				
Incidence of Maltreatment	0.05%	No Substantiated Reports	10	10.00
Staff Training/Foundations	95%	100%	5	5.00
Staff Safety Checks	95%	100%	5	5.00
<b>Safety Sub-Total</b>			<b>20</b>	<b>20.00</b>
<b>CCI Permanency Outcomes</b>				
Placement Stability	90%	85%	15	12.75
<b>Permanency Sub-Total</b>			<b>15</b>	<b>12.75</b>
<b>CCI Well-Being Outcomes</b>				
EPSDT Medical Visits	94%	88%	9.1	7.99
EPSDT Dental Visits	90%	88%	9.1	7.99
Academic Supports	79%	78%	6.8	5.31
Provider ECEM Visits	93%	Not Eligible	N/A	
Provider General Contacts	93%	Not Eligible	N/A	
Placements with Siblings	38%	100%	Not Scored	Not Scored
Placements within Legal County	16%	100%	Not Scored	Not Scored
<b>Well-Being Sub-Total</b>			<b>25</b>	<b>21.29</b>
*Performance calculation descriptions can be found in the FY 2018 RBWO PBP Measurements and Standards Guide.				

<b>Monitoring &amp; Outcomes: Possible Points = 100</b>	<b>Points Earned = 91.16</b>
<b>Score Before Incentives Credit</b>	<b>91.16%</b>
<b>Incentives Awarded</b>	<b>8.66 pts</b>
<b>PBP Verification</b>	<b>N/A pts</b>
<b>Total Score</b>	<b>99.82%</b>



**DHS, DFCS, Office of Provider Management**  
**Performance-Based Placement Measures**  
**RBWO Provider GA+SCORECARD - CCI**  
**Report Quarter: Q3 FY2018**



**Provider/Program Name: Carl Malone Foundation, Inc. - Mercy's Door I (993) - CCI**

Program Census Information:		# Children in Care During Quarter: 13	# Placements During Quarter: 13	# Children in Care On Last Day: 9
CCI Incentive Credits	Avg Performance All CCIs (Points)	Provider Performance (%)*	Possible Points (Weight)	Provider Points Earned
Early EPSDT Medical Visits		80%	2	1.60
Early EPSDT Dental Visits		75%	2	1.50
Permanency Contacts		0%	5	0.00
Additional Academic Supports		78%	2	1.56
Active Agency Accreditation		0%	4	0.00
Staff Clinical Licensure		0%	5	0.00
Behavior Management (threshold = 0)		100%	4	4.00
<b>Incentives Total</b>	<b>7.65</b>		<b>24</b>	<b>8.66</b>
Maximum total combined incentive credit allowed is 10 points.			<b>Incentives Awarded</b>	<b>8.66</b>

\*Performance calculation descriptions can be found in the FY 2018 RBWO PBP Measurements and Standards Guide.

### Child Protective Services Investigations and Dispositions

The following investigations data, which is not used for scoring but is considered significant to a provider's performance, is from Georgia SHINES and is not considered final or complete until the end of the fiscal year.

Total Reports:	0	
Number Screened In:	0	
Number Screened Out:	0	
Number Substantiated:	0	
Number Unsubstantiated:	0	
Number Active CPS Investigations:	0	





DHS, DFCS, Office of Provider Management

## Performance-Based Placement Measures

### RBWO Provider GA+SCORECARD - CCI

Report Quarter: Q3 FY2018



**Provider/Program Name: Carl Malone Foundation, Inc. - Mercy's Door II (994) - CCI**

2295 Dawnville Beaverdale Rd., Dalton, GA 30721

Phone: 706-277-0732

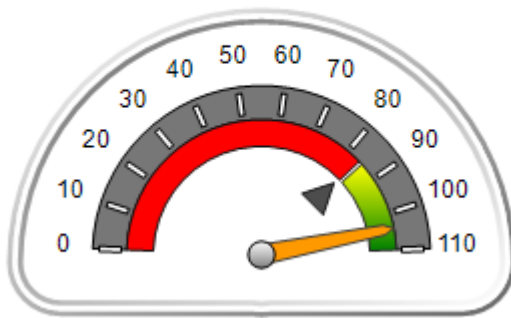
Vendor ID# 35801

	Quarterly Scores (Grades)		Current Quarter Score (Grade)
	Q1: 99.07 (A+)	Q2: 103.99 (A+)	104.19% (A+)
	Q3: 104.19 (A+)	Q4: N/A	
Program Census Information:	# Children in Care During Quarter: 7	# Placements During Quarter: 7	# Children in Care On Last Day: 6

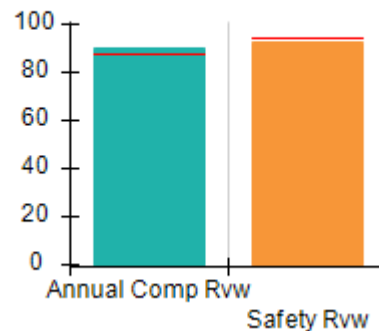
### Quarterly Provider Comparisons to All CCIs

▼ — indicates average for all CCIs

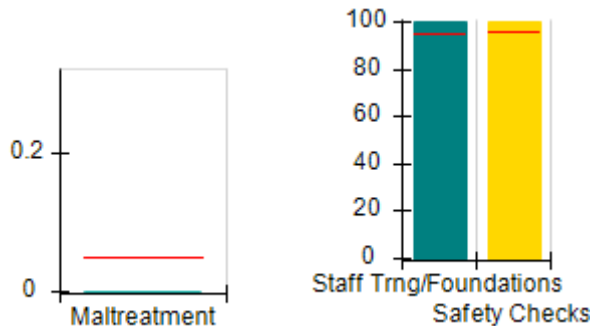
Overall Score (%)



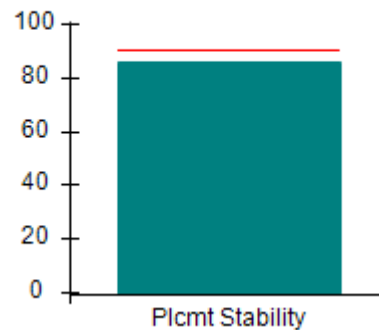
OPM Monitoring Reviews (%)



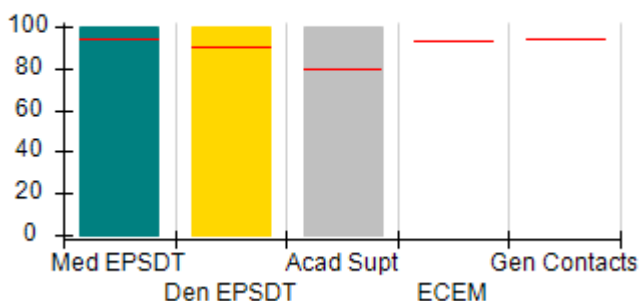
Safety Outcomes (%)



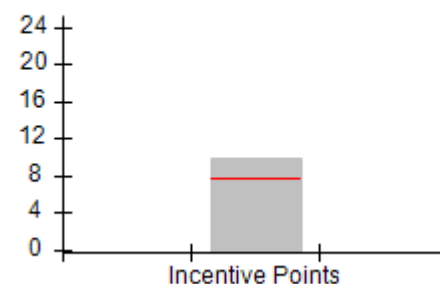
Permanency Outcomes (%)



Well-Being Outcomes (%)



Incentives Earned (Points)





DHS, DFCS, Office of Provider Management  
**Performance-Based Placement Measures**  
**RBWO Provider GA+SCORECARD - CCI**  
**Report Quarter: Q3 FY2018**



Provider/Program Name: Carl Malone Foundation, Inc. - Mercy's Door II (994) - CCI				
<b>2295 Dawnvile Beaverdale Rd., Dalton, GA 30721</b> <b>Phone: 706-277-0732</b> <b>Vendor ID# 35801</b>		Quarterly Scores (Grades)		Current Quarter Score (Grade)
		Q1: 99.07 (A+)	Q2: 103.99 (A+)	<b>104.19%</b> <b>(A+)</b>
		Q3: 104.19 (A+)	Q4: N/A	
Program Census Information:		# Children in Care During Quarter: 7	# Placements During Quarter: 7	# Children in Care On Last Day: 6
	Avg Performance All CCIs (%)	Provider Performance (%)*	Possible Points (Weight)	Provider Points Earned
<b>OPM Monitoring Reviews</b>				
Annual Comprehensive Reviews	87%	90%	25	22.61
Safety Reviews	94%	93%	15	13.95
<b>Monitoring Sub-Total</b>			<b>40</b>	<b>36.56</b>
<b>CCI Safety Outcomes</b>				
Incidence of Maltreatment	0.05%	No Substantiated Reports	10	10.00
Staff Training/Foundations	95%	100%	5	5.00
Staff Safety Checks	95%	100%	5	5.00
<b>Safety Sub-Total</b>			<b>20</b>	<b>20.00</b>
<b>CCI Permanency Outcomes</b>				
Placement Stability	90%	86%	15	12.90
<b>Permanency Sub-Total</b>			<b>15</b>	<b>12.90</b>
<b>CCI Well-Being Outcomes</b>				
EPSDT Medical Visits	94%	100%	9.1	9.08
EPSDT Dental Visits	90%	100%	9.1	9.08
Academic Supports	79%	100%	6.8	6.81
Provider ECEM Visits	93%	Not Eligible	N/A	
Provider General Contacts	93%	Not Eligible	N/A	
Placements with Siblings	38%	67%	Not Scored	Not Scored
Placements within Legal County	16%	0%	Not Scored	Not Scored
<b>Well-Being Sub-Total</b>			<b>25</b>	<b>24.97</b>
*Performance calculation descriptions can be found in the FY 2018 RBWO PBP Measurements and Standards Guide.				

Monitoring & Outcomes: Possible Points = 100		Points Earned = 94.43	
<b>Score Before Incentives Credit</b>		<b>94.43%</b>	
<b>Incentives Awarded</b>		<b>9.76 pts</b>	
<b>PBP Verification</b>		<b>N/A pts</b>	
<b>Total Score</b>		<b>104.19%</b>	



DHS, DFCS, Office of Provider Management  
**Performance-Based Placement Measures**  
**RBWO Provider GA+SCORECARD - CCI**  
Report Quarter: Q3 FY2018



**Provider/Program Name: Carl Malone Foundation, Inc. - Mercy's Door II (994) - CCI**

Program Census Information:		# Children in Care During Quarter: 7	# Placements During Quarter: 7	# Children in Care On Last Day: 6
CCI Incentive Credits	Avg Performance All CCIs (Points)	Provider Performance (%)*	Possible Points (Weight)	Provider Points Earned
Early EPSDT Medical Visits		100%	2	2.00
Early EPSDT Dental Visits		100%	2	2.00
Permanency Contacts		None Planned	5	
Additional Academic Supports		88%	2	1.76
Active Agency Accreditation		0%	4	0.00
Staff Clinical Licensure		0%	5	0.00
Behavior Management (threshold = 0)		100%	4	4.00
<b>Incentives Total</b>	<b>7.65</b>		<b>24</b>	<b>9.76</b>
Maximum total combined incentive credit allowed is 10 points.			<b>Incentives Awarded</b>	<b>9.76</b>

\*Performance calculation descriptions can be found in the FY 2018 RBWO PBP Measurements and Standards Guide.

**Child Protective Services Investigations and Dispositions**

The following investigations data, which is not used for scoring but is considered significant to a provider's performance, is from Georgia SHINES and is not considered final or complete until the end of the fiscal year.

Total Reports:	1	
Number Screened In:	1	
Number Screened Out:	0	
Number Substantiated:	0	
Number Unsubstantiated:	0	
Number Active CPS Investigations:	1	



DHS, DFCS, Office of Provider Management

## Performance-Based Placement Measures

### RBWO Provider GA+SCORECARD - CCI

Report Quarter: Q3 FY2018



**Provider/Program Name: Carl Malone Foundation, Inc. - Mercy's Door III (1041) - CCI**

345 Rockman Way, Dalton, GA 30721

Phone: 706-217-6185

Vendor ID# 75482

Quarterly Scores (Grades)

Q1: 97.09 (A+)

Q2: 98.19 (A+)

Q3: 98.47 (A+)

Q4: N/A

Current Quarter Score (Grade)

98.47%

(A+)

Program Census Information:

# Children in Care During Quarter: 10

# Placements During Quarter: 10

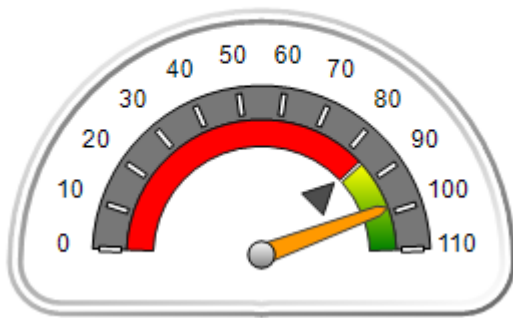
# Children in Care On Last Day: 9

### Quarterly Provider Comparisons to All CCIs

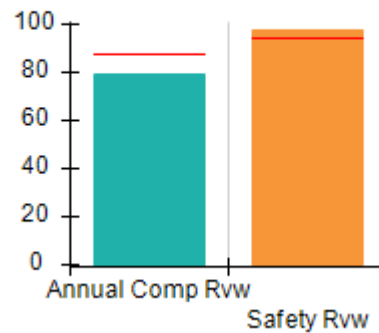


indicates average for all CCIs

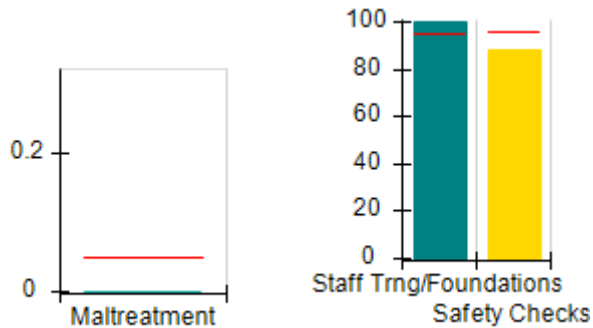
Overall Score (%)



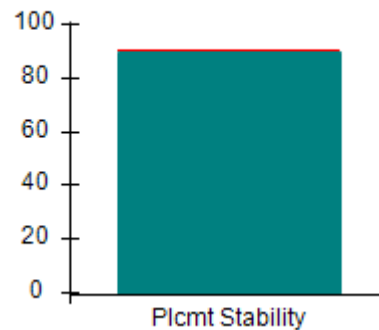
OPM Monitoring Reviews (%)



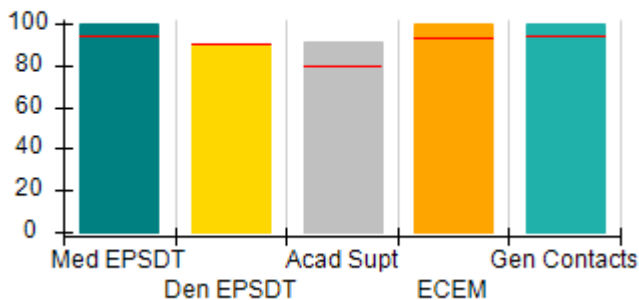
Safety Outcomes (%)



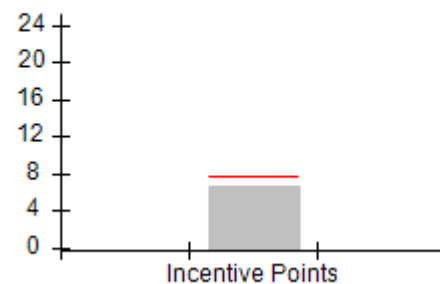
Permanency Outcomes (%)



Well-Being Outcomes (%)



Incentives Earned (Points)





DHS, DFCS, Office of Provider Management  
**Performance-Based Placement Measures**  
**RBWO Provider GA+SCORECARD - CCI**  
**Report Quarter: Q3 FY2018**



Provider/Program Name: Carl Malone Foundation, Inc. - Mercy's Door III (1041) - CCI				
345 Rockman Way, Dalton, GA 30721		Quarterly Scores (Grades)		Current Quarter Score (Grade)
Phone: 706-217-6185		Q1: 97.09 (A+)	Q2: 98.19 (A+)	98.47% (A+)
Vendor ID# 75482		Q3: 98.47 (A+)	Q4: N/A	
Program Census Information:		# Children in Care During Quarter: 10	# Placements During Quarter: 10	# Children in Care On Last Day: 9
	Avg Performance All CCIs (%)	Provider Performance (%)*	Possible Points (Weight)	Provider Points Earned
<b>OPM Monitoring Reviews</b>				
Annual Comprehensive Reviews	87%	80%	25	19.92
Safety Reviews	94%	98%	15	14.70
<b>Monitoring Sub-Total</b>			<b>40</b>	<b>34.62</b>
<b>CCI Safety Outcomes</b>				
Incidence of Maltreatment	0.05%	No Substantiated Reports	10	10.00
Staff Training/Foundations	95%	100%	5	5.00
Staff Safety Checks	95%	88%	5	4.40
<b>Safety Sub-Total</b>			<b>20</b>	<b>19.40</b>
<b>CCI Permanency Outcomes</b>				
Placement Stability	90%	90%	15	13.50
<b>Permanency Sub-Total</b>			<b>15</b>	<b>13.50</b>
<b>CCI Well-Being Outcomes</b>				
EPSDT Medical Visits	94%	100%	4	4.00
EPSDT Dental Visits	90%	89%	4	3.56
Academic Supports	79%	91%	3	2.73
Provider ECEM Visits	93%	100%	7	7.00
Provider General Contacts	93%	100%	7	7.00
Placements with Siblings	38%	86%	Not Scored	Not Scored
Placements within Legal County	16%	100%	Not Scored	Not Scored
<b>Well-Being Sub-Total</b>			<b>25</b>	<b>24.29</b>
*Performance calculation descriptions can be found in the FY 2018 RBWO PBP Measurements and Standards Guide.				

<b>Monitoring &amp; Outcomes: Possible Points = 100</b>	<b>Points Earned = 91.81</b>
<b>Score Before Incentives Credit</b>	<b>91.81%</b>
<b>Incentives Awarded</b>	<b>6.66 pts</b>
<b>PBP Verification</b>	<b>N/A pts</b>
<b>Total Score</b>	<b>98.47%</b>



DHS, DFCS, Office of Provider Management  
**Performance-Based Placement Measures**  
**RBWO Provider GA+SCORECARD - CCI**  
Report Quarter: Q3 FY2018



**Provider/Program Name: Carl Malone Foundation, Inc. - Mercy's Door III (1041) - CCI**

Program Census Information:		# Children in Care During Quarter: 10	# Placements During Quarter: 10	# Children in Care On Last Day: 9
CCI Incentive Credits	Avg Performance All CCIs (Points)	Provider Performance (%)*	Possible Points (Weight)	Provider Points Earned
Early EPSDT Medical Visits		Not Eligible	2	
Early EPSDT Dental Visits		50%	2	1.00
Permanency Contacts		None Planned	5	
Additional Academic Supports		83%	2	1.66
Active Agency Accreditation		0%	4	0.00
Staff Clinical Licensure		0%	5	0.00
Behavior Management (threshold = 0)		100%	4	4.00
<b>Incentives Total</b>	<b>7.65</b>		<b>24</b>	<b>6.66</b>
Maximum total combined incentive credit allowed is 10 points.			<b>Incentives Awarded</b>	<b>6.66</b>

\*Performance calculation descriptions can be found in the FY 2018 RBWO PBP Measurements and Standards Guide.

**Child Protective Services Investigations and Dispositions**

The following investigations data, which is not used for scoring but is considered significant to a provider's performance, is from Georgia SHINES and is not considered final or complete until the end of the fiscal year.

Total Reports:	1	
Number Screened In:	0	
Number Screened Out:	1	
Number Substantiated:	0	
Number Unsubstantiated:	0	
Number Active CPS Investigations:	0	



DHS, DFCS, Office of Provider Management  
**Performance-Based Placement Measures**  
**RBWO Provider GA+SCORECARD - CCI**  
Report Quarter: Q3 FY2018



**Provider/Program Name: Carrie Steele-Pitts Home, Inc. - (577) - CCI**

667 Fairburn Rd., NW, Atlanta, GA 30331

Phone: 404-691-5187

Vendor ID# 35258

**Quarterly Scores (Grades)**

Q1: 97.85 (A+)

Q2: 102.98 (A+)

Q3: 101.96 (A+)

Q4: N/A

**Current Quarter Score (Grade)**

**101.96%**

**(A+)**

Program Census Information:

# Children in Care During  
Quarter: 21

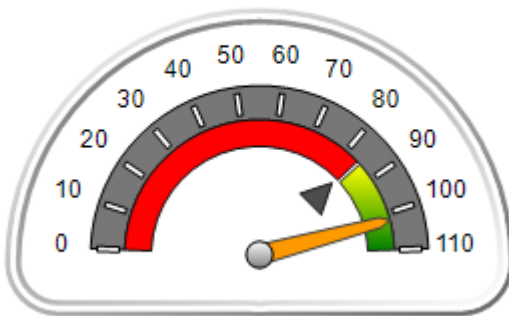
# Placements During  
Quarter: 21

# Children in Care On Last  
Day: 20

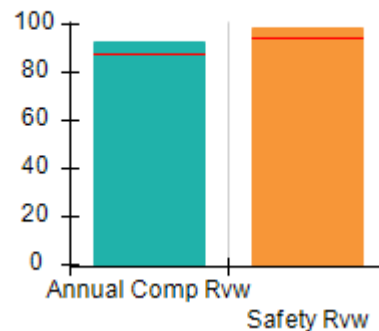
**Quarterly Provider Comparisons to All CCIs**

▼ indicates average for all CCIs

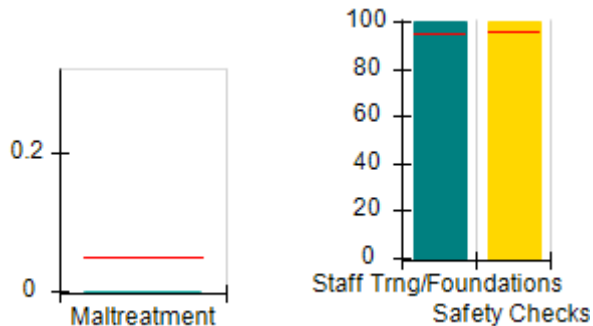
**Overall Score (%)**



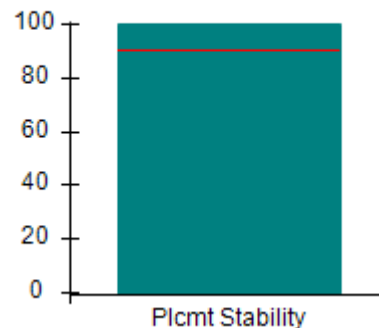
**OPM Monitoring Reviews (%)**



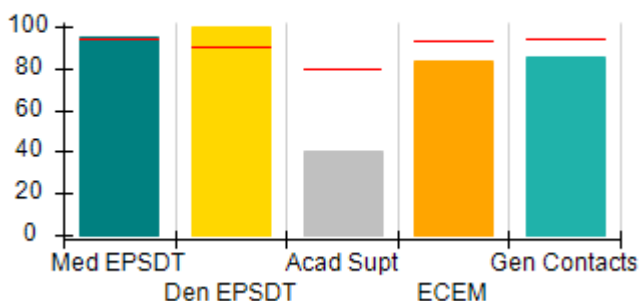
**Safety Outcomes (%)**



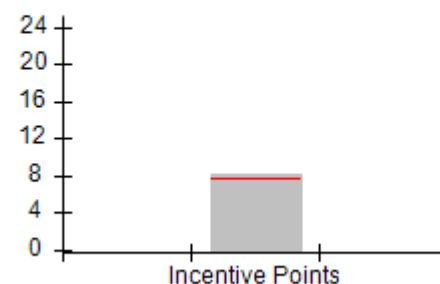
**Permanency Outcomes (%)**



**Well-Being Outcomes (%)**



**Incentives Earned (Points)**





DHS, DFCS, Office of Provider Management  
**Performance-Based Placement Measures**  
**RBWO Provider GA+SCORECARD - CCI**  
**Report Quarter: Q3 FY2018**



<b>Provider/Program Name: Carrie Steele-Pitts Home, Inc. - (577) - CCI</b>				
<b>667 Fairburn Rd., NW, Atlanta, GA 30331</b>  <b>Phone: 404-691-5187</b>  <b>Vendor ID# 35258</b>		<b>Quarterly Scores (Grades)</b>		<b>Current Quarter Score (Grade)</b>
		<b>Q1: 97.85 (A+)</b>	<b>Q2: 102.98 (A+)</b>	<b>101.96%</b>
		<b>Q3: 101.96 (A+)</b>	<b>Q4: N/A</b>	<b>(A+)</b>
Program Census Information:		# Children in Care During Quarter: 21	# Placements During Quarter: 21	# Children in Care On Last Day: 20
	<b>Avg Performance All CCIs (%)</b>	<b>Provider Performance (%)*</b>	<b>Possible Points (Weight)</b>	<b>Provider Points Earned</b>
<b>OPM Monitoring Reviews</b>				
Annual Comprehensive Reviews	87%	93%	25	23.23
Safety Reviews	94%	99%	15	14.83
<b>Monitoring Sub-Total</b>			<b>40</b>	<b>38.06</b>
<b>CCI Safety Outcomes</b>				
Incidence of Maltreatment	0.05%	No Substantiated Reports	10	10.00
Staff Training/Foundations	95%	100%	5	5.00
Staff Safety Checks	95%	100%	5	5.00
<b>Safety Sub-Total</b>			<b>20</b>	<b>20.00</b>
<b>CCI Permanency Outcomes</b>				
Placement Stability	90%	100%	15	15.00
<b>Permanency Sub-Total</b>			<b>15</b>	<b>15.00</b>
<b>CCI Well-Being Outcomes</b>				
EPSDT Medical Visits	94%	95%	4	3.80
EPSDT Dental Visits	90%	100%	4	4.00
Academic Supports	79%	40%	3	1.20
Provider ECEM Visits	93%	83%	7	5.81
Provider General Contacts	93%	85%	7	5.95
Placements with Siblings	38%	83%	Not Scored	Not Scored
Placements within Legal County	16%	0%	Not Scored	Not Scored
<b>Well-Being Sub-Total</b>			<b>25</b>	<b>20.76</b>
*Performance calculation descriptions can be found in the FY 2018 RBWO PBP Measurements and Standards Guide.				

<b>Monitoring &amp; Outcomes: Possible Points = 100</b>	<b>Points Earned = 93.82</b>
<b>Score Before Incentives Credit</b>	<b>93.82%</b>
<b>Incentives Awarded</b>	<b>8.14 pts</b>
<b>PBP Verification</b>	<b>N/A pts</b>
<b>Total Score</b>	<b>101.96%</b>





DHS, DFCS, Office of Provider Management  
**Performance-Based Placement Measures**  
**RBWO Provider GA+SCORECARD - CCI**  
Report Quarter: Q3 FY2018



**Provider/Program Name: Carrie Steele-Pitts Home, Inc. - (577) - CCI**

Program Census Information:		# Children in Care During Quarter: 21	# Placements During Quarter: 21	# Children in Care On Last Day: 20
CCI Incentive Credits	Avg Performance All CCIs (Points)	Provider Performance (%)*	Possible Points (Weight)	Provider Points Earned
Early EPSDT Medical Visits		80%	2	1.60
Early EPSDT Dental Visits		100%	2	2.00
Permanency Contacts		0%	5	0.00
Additional Academic Supports		2%	2	0.04
Active Agency Accreditation		0%	4	0.00
Staff Clinical Licensure		10%	5	0.50
Behavior Management (threshold = 0)		100%	4	4.00
<b>Incentives Total</b>	<b>7.65</b>		<b>24</b>	<b>8.14</b>
Maximum total combined incentive credit allowed is 10 points.			<b>Incentives Awarded</b>	<b>8.14</b>

\*Performance calculation descriptions can be found in the FY 2018 RBWO PBP Measurements and Standards Guide.

**Child Protective Services Investigations and Dispositions**

The following investigations data, which is not used for scoring but is considered significant to a provider's performance, is from Georgia SHINES and is not considered final or complete until the end of the fiscal year.

Total Reports:	0	
Number Screened In:	0	
Number Screened Out:	0	
Number Substantiated:	0	
Number Unsubstantiated:	0	
Number Active CPS Investigations:	0	



**DHS, DFCS, Office of Provider Management**  
**Performance-Based Placement Measures**  
**RBWO Provider GA+SCORECARD - CCI**  
**Report Quarter: Q3 FY2018**



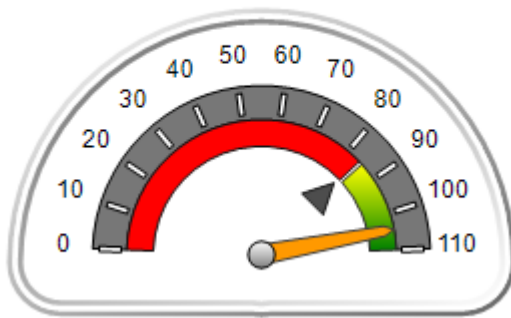
**Provider/Program Name: Cedar Tree Family & Children Services - (5276) - CCI**

<b>5122 Kennedy Drive, Columbus, GA 31906</b>  <b>Phone: 706-442-5929</b>  <b>Vendor ID# 148608</b>	Quarterly Scores (Grades)		Current Quarter Score (Grade)
	Q1: 86.40 (B)	Q2: 89.37 (B+)	<b>104.49%</b> <b>(A+)</b>
	Q3: 104.49 (A+)	Q4: N/A	
Program Census Information:	# Children in Care During Quarter: 9	# Placements During Quarter: 9	# Children in Care On Last Day: 6

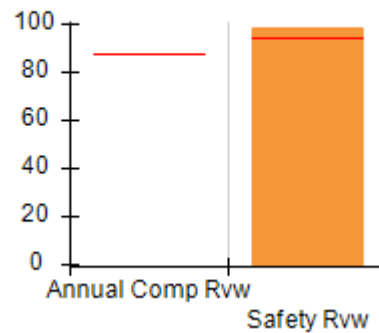
**Quarterly Provider Comparisons to All CCIs**

▼ — indicates average for all CCIs

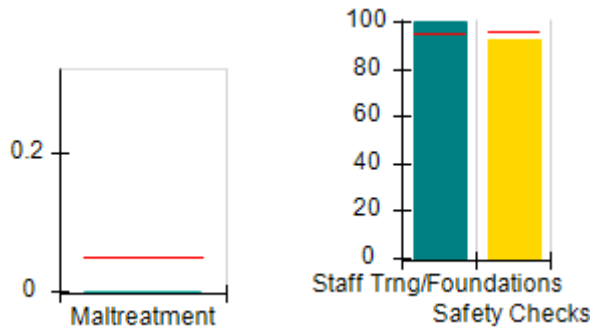
**Overall Score (%)**



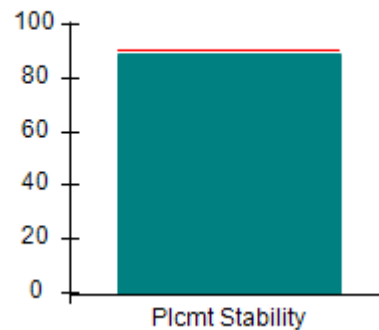
**OPM Monitoring Reviews (%)**



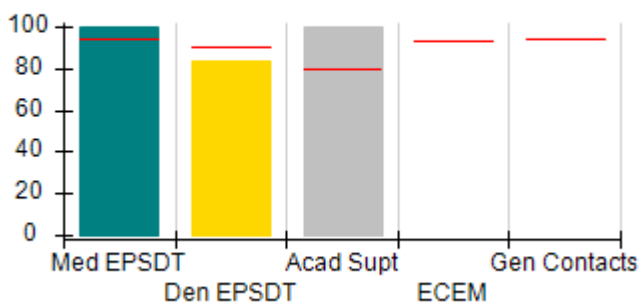
**Safety Outcomes (%)**



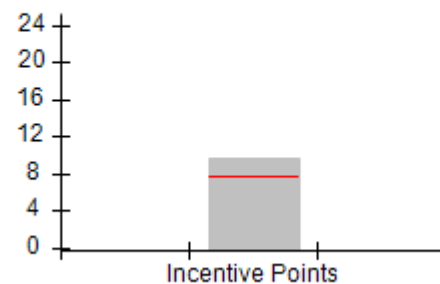
**Permanency Outcomes (%)**



**Well-Being Outcomes (%)**



**Incentives Earned (Points)**





DHS, DFCS, Office of Provider Management  
**Performance-Based Placement Measures**  
**RBWO Provider GA+SCORECARD - CCI**  
 Report Quarter: Q3 FY2018



Provider/Program Name: Cedar Tree Family & Children Services - (5276) - CCI				
5122 Kennedy Drive, Columbus, GA 31906 Phone: 706-442-5929 Vendor ID# 148608		Quarterly Scores (Grades)		Current Quarter Score (Grade)
		Q1: 86.40 (B)	Q2: 89.37 (B+)	<b>104.49%</b> <b>(A+)</b>
		Q3: 104.49 (A+)	Q4: N/A	
Program Census Information:		# Children in Care During Quarter: 9	# Placements During Quarter: 9	# Children in Care On Last Day: 6
	Avg Performance All CCIs (%)	Provider Performance (%)*	Possible Points (Weight)	Provider Points Earned
<b>OPM Monitoring Reviews</b>				
Annual Comprehensive Reviews	87%	Not Yet Conducted		
Safety Reviews	94%	98%	15	14.75
<b>Monitoring Sub-Total</b>			<b>15</b>	<b>14.75</b>
<b>CCI Safety Outcomes</b>				
Incidence of Maltreatment	0.05%	No Substantiated Reports	10	10.00
Staff Training/Foundations	95%	100%	5	5.00
Staff Safety Checks	95%	92%	5	4.60
<b>Safety Sub-Total</b>			<b>20</b>	<b>19.60</b>
<b>CCI Permanency Outcomes</b>				
Placement Stability	90%	89%	15	13.35
<b>Permanency Sub-Total</b>			<b>15</b>	<b>13.35</b>
<b>CCI Well-Being Outcomes</b>				
EPSDT Medical Visits	94%	100%	9.1	9.08
EPSDT Dental Visits	90%	83%	9.1	7.54
Academic Supports	79%	100%	6.8	6.81
Provider ECEM Visits	93%	Not Eligible	N/A	
Provider General Contacts	93%	Not Eligible	N/A	
Placements with Siblings	38%	100%	Not Scored	Not Scored
Placements within Legal County	16%	33%	Not Scored	Not Scored
<b>Well-Being Sub-Total</b>			<b>25</b>	<b>23.43</b>
*Performance calculation descriptions can be found in the FY 2018 RBWO PBP Measurements and Standards Guide.				

Monitoring & Outcomes: Possible Points = 75		Points Earned = 71.13	
<b>Score Before Incentives Credit</b>		<b>94.83%</b>	
<b>Incentives Awarded</b>		<b>9.66 pts</b>	
<b>PBP Verification</b>		<b>N/A pts</b>	
<b>Total Score</b>		<b>104.49%</b>	



DHS, DFCS, Office of Provider Management  
**Performance-Based Placement Measures**  
**RBWO Provider GA+SCORECARD - CCI**  
Report Quarter: Q3 FY2018



**Provider/Program Name: Cedar Tree Family & Children Services - (5276) - CCI**

Program Census Information:		# Children in Care During Quarter: 9	# Placements During Quarter: 9	# Children in Care On Last Day: 6
CCI Incentive Credits	Avg Performance All CCIs (Points)	Provider Performance (%)*	Possible Points (Weight)	Provider Points Earned
Early EPSDT Medical Visits		100%	2	2.00
Early EPSDT Dental Visits		83%	2	1.66
Permanency Contacts		None Planned	5	
Additional Academic Supports		100%	2	2.00
Active Agency Accreditation		0%	4	0.00
Staff Clinical Licensure		0%	5	0.00
Behavior Management (threshold = 0)		100%	4	4.00
<b>Incentives Total</b>	<b>7.65</b>		<b>24</b>	<b>9.66</b>
Maximum total combined incentive credit allowed is 10 points.			<b>Incentives Awarded</b>	<b>9.66</b>

\*Performance calculation descriptions can be found in the FY 2018 RBWO PBP Measurements and Standards Guide.

**Child Protective Services Investigations and Dispositions**

The following investigations data, which is not used for scoring but is considered significant to a provider's performance, is from Georgia SHINES and is not considered final or complete until the end of the fiscal year.

Total Reports:	2	
Number Screened In:	0	
Number Screened Out:	2	
Number Substantiated:	0	
Number Unsubstantiated:	0	
Number Active CPS Investigations:	0	



DHS, DFCS, Office of Provider Management  
**Performance-Based Placement Measures**  
**RBWO Provider GA+SCORECARD - CCI**



Report Quarter: Q3 FY2018

**Provider/Program Name: Center for Children and Young Adults, The - Another Chance (578) - CCI**

2221 Austell Rd., Marietta, GA 30008

Phone: 770-485-1625

Vendor ID# 35264

Quarterly Scores (Grades)

Current Quarter Score (Grade)

Q1: 91.10 (A-)

Q2: 90.11 (A-)

95.06%

Q3: 95.06 (A)

Q4: N/A

(A)

Program Census Information:

# Children in Care During Quarter: 16

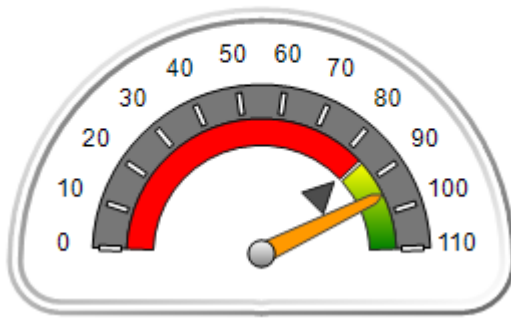
# Placements During Quarter: 16

# Children in Care On Last Day: 10

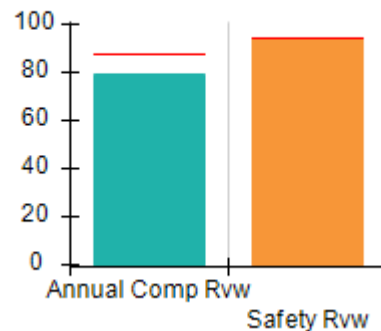
**Quarterly Provider Comparisons to All CCIs**

▼ indicates average for all CCIs

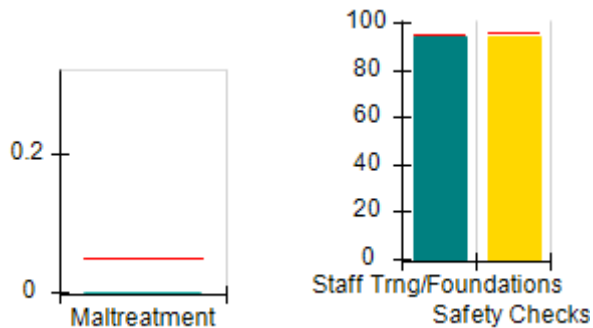
Overall Score (%)



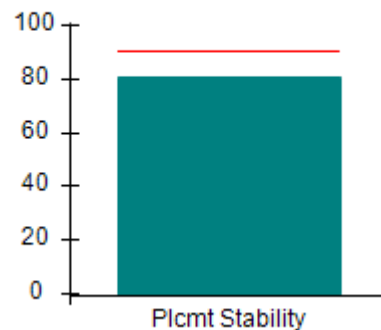
OPM Monitoring Reviews (%)



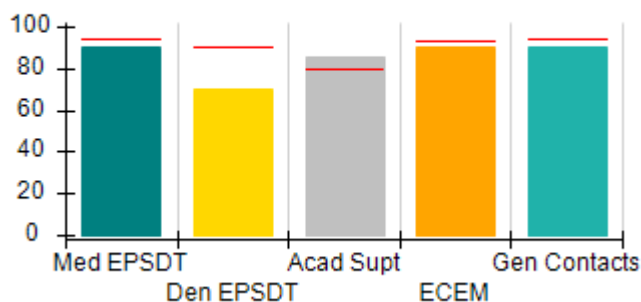
Safety Outcomes (%)



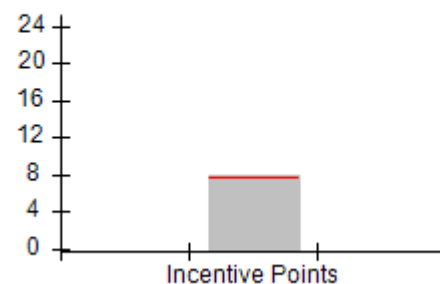
Permanency Outcomes (%)



Well-Being Outcomes (%)



Incentives Earned (Points)





DHS, DFCS, Office of Provider Management  
**Performance-Based Placement Measures**  
**RBWO Provider GA+SCORECARD - CCI**



Report Quarter: Q3 FY2018

Provider/Program Name: Center for Children and Young Adults, The - Another Chance (578) - CCI				
2221 Austell Rd., Marietta, GA 30008		Quarterly Scores (Grades)		Current Quarter Score (Grade)
Phone: 770-485-1625		Q1: 91.10 (A-)	Q2: 90.11 (A-)	95.06% (A)
Vendor ID# 35264		Q3: 95.06 (A)	Q4: N/A	
Program Census Information:		# Children in Care During Quarter: 16	# Placements During Quarter: 16	# Children in Care On Last Day: 10
	Avg Performance All CCIs (%)	Provider Performance (%)*	Possible Points (Weight)	Provider Points Earned
<b>OPM Monitoring Reviews</b>				
Annual Comprehensive Reviews	87%	79%	25	19.74
Safety Reviews	94%	95%	15	14.21
<b>Monitoring Sub-Total</b>			<b>40</b>	<b>33.94</b>
<b>CCI Safety Outcomes</b>				
Incidence of Maltreatment	0.05%	No Substantiated Reports	10	10.00
Staff Training/Foundations	95%	94%	5	4.70
Staff Safety Checks	95%	94%	5	4.70
<b>Safety Sub-Total</b>			<b>20</b>	<b>19.40</b>
<b>CCI Permanency Outcomes</b>				
Placement Stability	90%	81%	15	12.15
<b>Permanency Sub-Total</b>			<b>15</b>	<b>12.15</b>
<b>CCI Well-Being Outcomes</b>				
EPSDT Medical Visits	94%	90%	4	3.60
EPSDT Dental Visits	90%	70%	4	2.80
Academic Supports	79%	85%	3	2.55
Provider ECEM Visits	93%	90%	7	6.30
Provider General Contacts	93%	90%	7	6.30
Placements with Siblings	38%	43%	Not Scored	Not Scored
Placements within Legal County	16%	75%	Not Scored	Not Scored
<b>Well-Being Sub-Total</b>			<b>25</b>	<b>21.55</b>
*Performance calculation descriptions can be found in the FY 2018 RBWO PBP Measurements and Standards Guide.				

<b>Monitoring &amp; Outcomes: Possible Points = 100</b>	<b>Points Earned = 87.04</b>
<b>Score Before Incentives Credit</b>	<b>87.04%</b>
<b>Incentives Awarded</b>	<b>8.02 pts</b>
<b>PBP Verification</b>	<b>N/A pts</b>
<b>Total Score</b>	<b>95.06%</b>



DHS, DFCS, Office of Provider Management  
**Performance-Based Placement Measures**  
**RBWO Provider GA+SCORECARD - CCI**  
Report Quarter: Q3 FY2018



**Provider/Program Name: Center for Children and Young Adults, The - Another Chance (578) - CCI**

Program Census Information:		# Children in Care During Quarter: 16	# Placements During Quarter: 16	# Children in Care On Last Day: 10
CCI Incentive Credits	Avg Performance All CCIs (Points)	Provider Performance (%)*	Possible Points (Weight)	Provider Points Earned
Early EPSDT Medical Visits		83%	2	1.66
Early EPSDT Dental Visits		50%	2	1.00
Permanency Contacts		0%	5	0.00
Additional Academic Supports		68%	2	1.36
Active Agency Accreditation		0%	4	0.00
Staff Clinical Licensure		0%	5	0.00
Behavior Management (threshold = 0)		100%	4	4.00
<b>Incentives Total</b>	<b>7.65</b>		<b>24</b>	<b>8.02</b>
Maximum total combined incentive credit allowed is 10 points.			<b>Incentives Awarded</b>	<b>8.02</b>

\*Performance calculation descriptions can be found in the FY 2018 RBWO PBP Measurements and Standards Guide.

### Child Protective Services Investigations and Dispositions

The following investigations data, which is not used for scoring but is considered significant to a provider's performance, is from Georgia SHINES and is not considered final or complete until the end of the fiscal year.

Total Reports:	0
Number Screened In:	0
Number Screened Out:	0
Number Substantiated:	0
Number Unsubstantiated:	0
Number Active CPS Investigations:	0



**DHS, DFCS, Office of Provider Management**  
**Performance-Based Placement Measures**  
**RBWO Provider GA+SCORECARD - CCI**



**Report Quarter: Q3 FY2018**

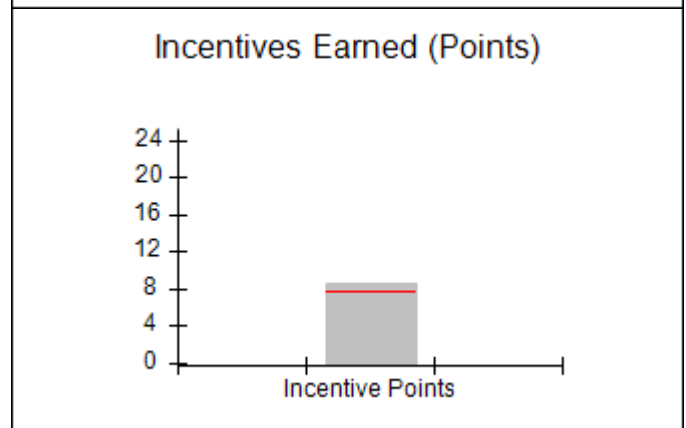
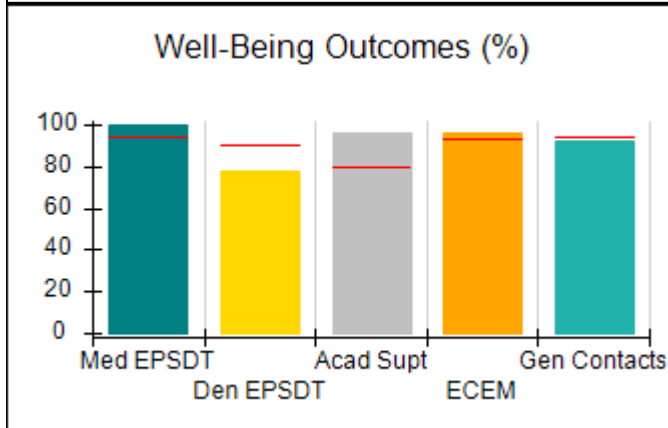
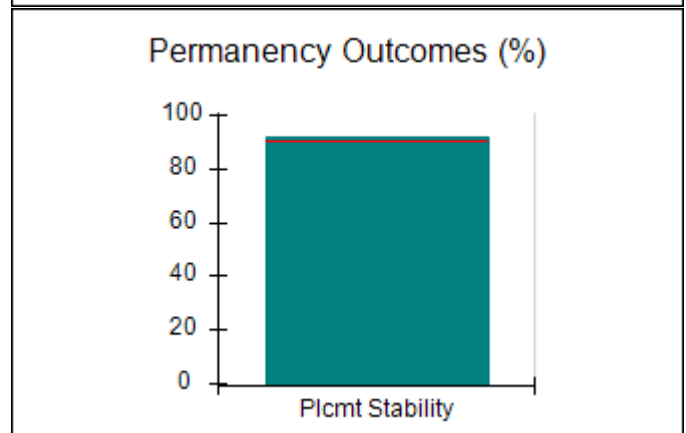
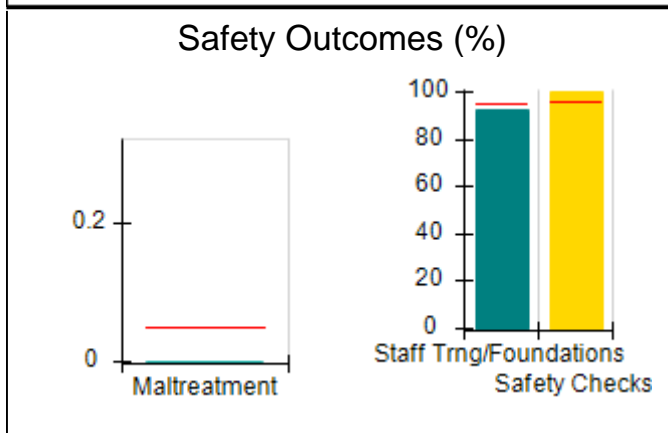
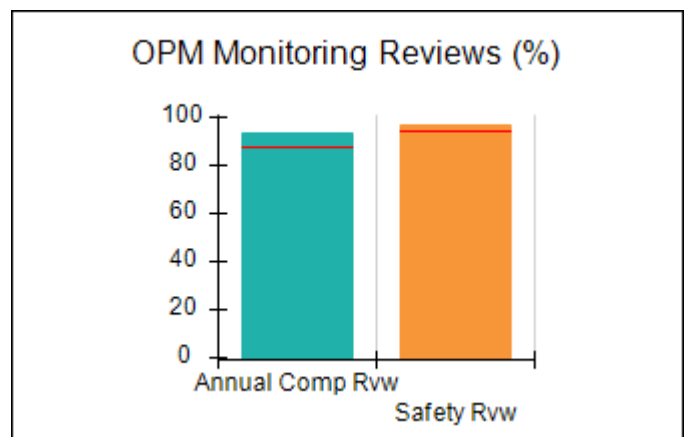
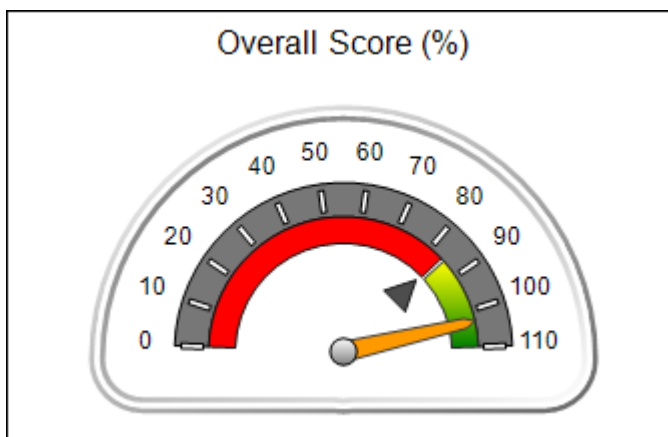
**Provider/Program Name: Center for Children and Young Adults, The - Open Gate (579) - CCI**

<b>2221 Austell Rd., Marietta, GA 30008</b>  <b>Phone: 770-485-1630</b>  <b>Vendor ID# 35262</b>	Quarterly Scores (Grades)		Current Quarter Score (Grade)
	Q1: 93.35 (A-)	Q2: 105.59 (A+)	<b>103.10%</b> <b>(A+)</b>
	Q3: 103.10 (A+)	Q4: N/A	

Program Census Information:	# Children in Care During Quarter: 12	# Placements During Quarter: 12	# Children in Care On Last Day: 9
-----------------------------	---------------------------------------	---------------------------------	-----------------------------------

**Quarterly Provider Comparisons to All CCIs**

▼ — indicates average for all CCIs







**DHS, DFCS, Office of Provider Management**  
**Performance-Based Placement Measures**  
**RBWO Provider GA+SCORECARD - CCI**



**Report Quarter: Q3 FY2018**

**Provider/Program Name: Center for Children and Young Adults, The - Open Gate (579) - CCI**

<b>2221 Austell Rd., Marietta, GA 30008</b>  <b>Phone: 770-485-1630</b>  <b>Vendor ID# 35262</b>	<b>Quarterly Scores (Grades)</b>		<b>Current Quarter Score (Grade)</b>
	<b>Q1: 93.35 (A-)</b>	<b>Q2: 105.59 (A+)</b>	<b>103.10%</b>
	<b>Q3: 103.10 (A+)</b>	<b>Q4: N/A</b>	<b>(A+)</b>

Program Census Information:	# Children in Care During Quarter: 12	# Placements During Quarter: 12	# Children in Care On Last Day: 9
-----------------------------	---------------------------------------	---------------------------------	-----------------------------------

	<b>Avg Performance All CCIs (%)</b>	<b>Provider Performance (%)*</b>	<b>Possible Points (Weight)</b>	<b>Provider Points Earned</b>
--	-------------------------------------	----------------------------------	---------------------------------	-------------------------------

**OPM Monitoring Reviews**

Annual Comprehensive Reviews	87%	94%	25	23.43
Safety Reviews	94%	97%	15	14.55
<b>Monitoring Sub-Total</b>			<b>40</b>	<b>37.98</b>

**CCI Safety Outcomes**

Incidence of Maltreatment	0.05%	No Substantiated Reports	10	10.00
Staff Training/Foundations	95%	92%	5	4.60
Staff Safety Checks	95%	100%	5	5.00
<b>Safety Sub-Total</b>			<b>20</b>	<b>19.60</b>

**CCI Permanency Outcomes**

Placement Stability	90%	92%	15	13.80
<b>Permanency Sub-Total</b>			<b>15</b>	<b>13.80</b>

**CCI Well-Being Outcomes**

EPSDT Medical Visits	94%	100%	4	4.00
EPSDT Dental Visits	90%	78%	4	3.12
Academic Supports	79%	96%	3	2.88
Provider ECEM Visits	93%	96%	7	6.72
Provider General Contacts	93%	92%	7	6.44
Placements with Siblings	38%	33%	Not Scored	Not Scored
Placements within Legal County	16%	33%	Not Scored	Not Scored
<b>Well-Being Sub-Total</b>			<b>25</b>	<b>23.16</b>

\*Performance calculation descriptions can be found in the FY 2018 RBWO PBP Measurements and Standards Guide.

<b>Monitoring &amp; Outcomes: Possible Points = 100</b>		<b>Points Earned = 94.54</b>	
<b>Score Before Incentives Credit</b>		<b>94.54%</b>	
<b>Incentives Awarded</b>		<b>8.56 pts</b>	
<b>PBP Verification</b>		<b>N/A pts</b>	
<b>Total Score</b>		<b>103.10%</b>	



DHS, DFCS, Office of Provider Management  
**Performance-Based Placement Measures**  
**RBWO Provider GA+SCORECARD - CCI**  
Report Quarter: Q3 FY2018



**Provider/Program Name: Center for Children and Young Adults, The - Open Gate (579) - CCI**

Program Census Information:		# Children in Care During Quarter: 12	# Placements During Quarter: 12	# Children in Care On Last Day: 9
CCI Incentive Credits	Avg Performance All CCIs (Points)	Provider Performance (%)*	Possible Points (Weight)	Provider Points Earned
Early EPSDT Medical Visits		100%	2	2.00
Early EPSDT Dental Visits		78%	2	1.56
Permanency Contacts		None Planned	5	
Additional Academic Supports		50%	2	1.00
Active Agency Accreditation		0%	4	0.00
Staff Clinical Licensure		0%	5	0.00
Behavior Management (threshold = 0)		100%	4	4.00
<b>Incentives Total</b>	<b>7.65</b>		<b>24</b>	<b>8.56</b>
Maximum total combined incentive credit allowed is 10 points.			<b>Incentives Awarded</b>	<b>8.56</b>

\*Performance calculation descriptions can be found in the FY 2018 RBWO PBP Measurements and Standards Guide.

**Child Protective Services Investigations and Dispositions**

The following investigations data, which is not used for scoring but is considered significant to a provider's performance, is from Georgia SHINES and is not considered final or complete until the end of the fiscal year.

Total Reports:	0
Number Screened In:	0
Number Screened Out:	0
Number Substantiated:	0
Number Unsubstantiated:	0
Number Active CPS Investigations:	0



**DHS, DFCS, Office of Provider Management**  
**Performance-Based Placement Measures**  
**RBWO Provider GA+SCORECARD - CCI**  
**Report Quarter: Q3 FY2018**



**Provider/Program Name: Changing Lives S&P Inc. - Fortson (5338) - CCI**

**7763 Fortson Rd., Columbus, GA 31909**

**Phone: 706-940-0796**

**Vendor ID# 158013**

Program Census Information:

**Quarterly Scores (Grades)**

**Current Quarter Score (Grade)**

**Q1: (N/A)**

**Q2: (N/A)**

**94.00%**

**Q3: 94.00 (A)**

**Q4: N/A**

**(A)**

# Children in Care During Quarter: 12

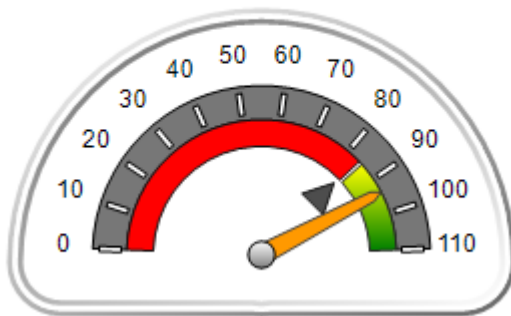
# Placements During Quarter: 12

# Children in Care On Last Day: 5

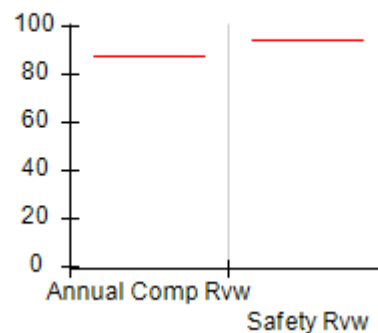
**Quarterly Provider Comparisons to All CCIs**

▼ — indicates average for all CCIs

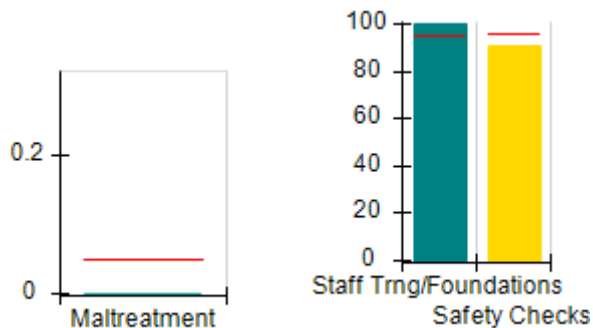
**Overall Score (%)**



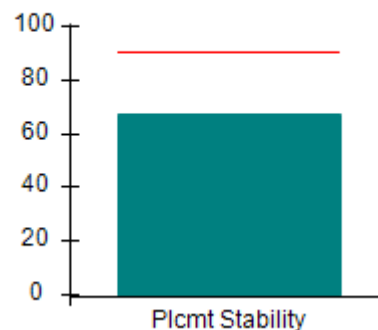
**OPM Monitoring Reviews (%)**



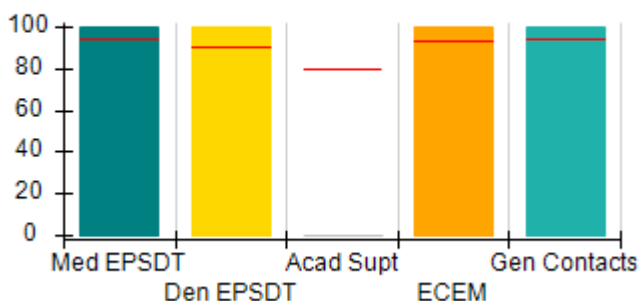
**Safety Outcomes (%)**



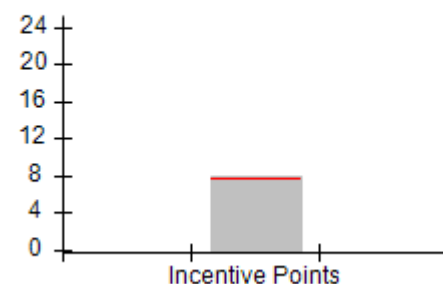
**Permanency Outcomes (%)**



**Well-Being Outcomes (%)**



**Incentives Earned (Points)**





DHS, DFCS, Office of Provider Management  
**Performance-Based Placement Measures**  
**RBWO Provider GA+SCORECARD - CCI**  
**Report Quarter: Q3 FY2018**



Provider/Program Name: Changing Lives S&P Inc. - Fortson (5338) - CCI				
7763 Fortson Rd., Columbus, GA 31909 Phone: 706-940-0796 Vendor ID# 158013		Quarterly Scores (Grades)		Current Quarter Score (Grade)
		Q1: (N/A)	Q2: (N/A)	<b>94.00%</b> <b>(A)</b>
		Q3: 94.00 (A)	Q4: N/A	
Program Census Information:		# Children in Care During Quarter: 12	# Placements During Quarter: 12	# Children in Care On Last Day: 5
	Avg Performance All CCIs (%)	Provider Performance (%)*	Possible Points (Weight)	Provider Points Earned
<b>OPM Monitoring Reviews</b>				
Annual Comprehensive Reviews	87%	Not Yet Conducted		
Safety Reviews	94%	Not Yet Conducted		
<b>Monitoring Sub-Total</b>				<b>0.00</b>
<b>CCI Safety Outcomes</b>				
Incidence of Maltreatment	0.05%	No Substantiated Reports	10	10.00
Staff Training/Foundations	95%	100%	5	5.00
Staff Safety Checks	95%	91%	5	4.55
<b>Safety Sub-Total</b>			<b>20</b>	<b>19.55</b>
<b>CCI Permanency Outcomes</b>				
Placement Stability	90%	67%	15	10.05
<b>Permanency Sub-Total</b>			<b>15</b>	<b>10.05</b>
<b>CCI Well-Being Outcomes</b>				
EPSDT Medical Visits	94%	100%	4	4.00
EPSDT Dental Visits	90%	100%	4	4.00
Academic Supports	79%	0%	3	0.00
Provider ECEM Visits	93%	100%	7	7.00
Provider General Contacts	93%	100%	7	7.00
Placements with Siblings	38%	0%	Not Scored	Not Scored
Placements within Legal County	16%	8%	Not Scored	Not Scored
<b>Well-Being Sub-Total</b>			<b>25</b>	<b>22.00</b>
*Performance calculation descriptions can be found in the FY 2018 RBWO PBP Measurements and Standards Guide.				

<b>Monitoring &amp; Outcomes: Possible Points = 60</b>	<b>Points Earned = 51.60</b>
<b>Score Before Incentives Credit</b>	<b>86.00%</b>
<b>Incentives Awarded</b>	<b>8.00 pts</b>
<b>PBP Verification</b>	<b>N/A pts</b>
<b>Total Score</b>	<b>94.00%</b>



DHS, DFCS, Office of Provider Management  
**Performance-Based Placement Measures**  
**RBWO Provider GA+SCORECARD - CCI**  
Report Quarter: Q3 FY2018



**Provider/Program Name: Changing Lives S&P Inc. - Fortson (5338) - CCI**

Program Census Information:		# Children in Care During Quarter: 12	# Placements During Quarter: 12	# Children in Care On Last Day: 5
CCI Incentive Credits	Avg Performance All CCIs (Points)	Provider Performance (%)*	Possible Points (Weight)	Provider Points Earned
Early EPSDT Medical Visits		100%	2	2.00
Early EPSDT Dental Visits		100%	2	2.00
Permanency Contacts		0%	5	0.00
Additional Academic Supports		0%	2	0.00
Active Agency Accreditation		0%	4	0.00
Staff Clinical Licensure		0%	5	0.00
Behavior Management (threshold = 0)		100%	4	4.00
<b>Incentives Total</b>	<b>7.65</b>		<b>24</b>	<b>8.00</b>
Maximum total combined incentive credit allowed is 10 points.			<b>Incentives Awarded</b>	<b>8.00</b>

\*Performance calculation descriptions can be found in the FY 2018 RBWO PBP Measurements and Standards Guide.

**Child Protective Services Investigations and Dispositions**

The following investigations data, which is not used for scoring but is considered significant to a provider's performance, is from Georgia SHINES and is not considered final or complete until the end of the fiscal year.

Total Reports:	2	
Number Screened In:	1	
Number Screened Out:	1	
Number Substantiated:	0	
Number Unsubstantiated:	0	
Number Active CPS Investigations:	1	



**DHS, DFCS, Office of Provider Management**  
**Performance-Based Placement Measures**  
**RBWO Provider GA+SCORECARD - CCI**  
**Report Quarter: Q3 FY2018**



**Provider/Program Name: Changing Lives S&P Inc. - Sistrunk (5245) - CCI**

<b>974 Sistrunk Ct., Columbus, GA 31907</b>  <b>Phone: 706-221-7516</b>  <b>Vendor ID# 144141</b>	<b>Quarterly Scores (Grades)</b>		<b>Current Quarter Score (Grade)</b>
	<b>Q1: 91.26 (A-)</b>	<b>Q2: 99.25 (A+)</b>	<b>103.57%</b>
	<b>Q3: 103.57 (A+)</b>	<b>Q4: N/A</b>	<b>(A+)</b>
Program Census Information:	# Children in Care During Quarter: 14	# Placements During Quarter: 14	# Children in Care On Last Day: 7

**Quarterly Provider Comparisons to All CCIs**

▼ — indicates average for all CCIs





DHS, DFCS, Office of Provider Management  
**Performance-Based Placement Measures**  
**RBWO Provider GA+SCORECARD - CCI**  
 Report Quarter: Q3 FY2018



**Provider/Program Name: Changing Lives S&P Inc. - Sistrunk (5245) - CCI**

<b>974 Sistrunk Ct., Columbus, GA 31907</b>  <b>Phone: 706-221-7516</b>  <b>Vendor ID# 144141</b>	<b>Quarterly Scores (Grades)</b>		<b>Current Quarter Score (Grade)</b>
	<b>Q1: 91.26 (A-)</b>	<b>Q2: 99.25 (A+)</b>	<b>103.57%</b>
	<b>Q3: 103.57 (A+)</b>	<b>Q4: N/A</b>	<b>(A+)</b>

Program Census Information:	# Children in Care During Quarter: 14	# Placements During Quarter: 14	# Children in Care On Last Day: 7
-----------------------------	---------------------------------------	---------------------------------	-----------------------------------

	<b>Avg Performance All CCIs (%)</b>	<b>Provider Performance (%)*</b>	<b>Possible Points (Weight)</b>	<b>Provider Points Earned</b>
--	-------------------------------------	----------------------------------	---------------------------------	-------------------------------

**OPM Monitoring Reviews**

Annual Comprehensive Reviews	87%	Not Yet Conducted		
Safety Reviews	94%	93%	15	14.00
<b>Monitoring Sub-Total</b>			<b>15</b>	<b>14.00</b>

**CCI Safety Outcomes**

Incidence of Maltreatment	0.05%	No Substantiated Reports	10	10.00
Staff Training/Foundations	95%	100%	5	5.00
Staff Safety Checks	95%	97%	5	4.85
<b>Safety Sub-Total</b>			<b>20</b>	<b>19.85</b>

**CCI Permanency Outcomes**

Placement Stability	90%	86%	15	12.90
<b>Permanency Sub-Total</b>			<b>15</b>	<b>12.90</b>

**CCI Well-Being Outcomes**

EPSDT Medical Visits	94%	100%	4	4.00
EPSDT Dental Visits	90%	100%	4	4.00
Academic Supports	79%	84%	3	2.52
Provider ECEM Visits	93%	100%	7	7.00
Provider General Contacts	93%	100%	7	7.00
Placements with Siblings	38%	Not Eligible	Not Scored	Not Scored
Placements within Legal County	16%	14%	Not Scored	Not Scored
<b>Well-Being Sub-Total</b>			<b>25</b>	<b>24.52</b>

\*Performance calculation descriptions can be found in the FY 2018 RBWO PBP Measurements and Standards Guide.

<b>Monitoring &amp; Outcomes: Possible Points = 75</b>	<b>Points Earned = 71.27</b>
<b>Score Before Incentives Credit</b>	<b>95.03%</b>
<b>Incentives Awarded</b>	<b>8.54 pts</b>
<b>PBP Verification</b>	<b>N/A pts</b>
<b>Total Score</b>	<b>103.57%</b>



DHS, DFCS, Office of Provider Management  
**Performance-Based Placement Measures**  
**RBWO Provider GA+SCORECARD - CCI**  
Report Quarter: Q3 FY2018



**Provider/Program Name: Changing Lives S&P Inc. - Sistrunk (5245) - CCI**

Program Census Information:		# Children in Care During Quarter: 14	# Placements During Quarter: 14	# Children in Care On Last Day: 7
CCI Incentive Credits	Avg Performance All CCIs (Points)	Provider Performance (%)*	Possible Points (Weight)	Provider Points Earned
Early EPSDT Medical Visits		100%	2	2.00
Early EPSDT Dental Visits		100%	2	2.00
Permanency Contacts		None Planned	5	
Additional Academic Supports		27%	2	0.54
Active Agency Accreditation		0%	4	0.00
Staff Clinical Licensure		0%	5	0.00
Behavior Management (threshold = 0)		100%	4	4.00
<b>Incentives Total</b>	<b>7.65</b>		<b>24</b>	<b>8.54</b>
Maximum total combined incentive credit allowed is 10 points.			<b>Incentives Awarded</b>	<b>8.54</b>

\*Performance calculation descriptions can be found in the FY 2018 RBWO PBP Measurements and Standards Guide.

**Child Protective Services Investigations and Dispositions**

The following investigations data, which is not used for scoring but is considered significant to a provider's performance, is from Georgia SHINES and is not considered final or complete until the end of the fiscal year.

Total Reports:	0	
Number Screened In:	0	
Number Screened Out:	0	
Number Substantiated:	0	
Number Unsubstantiated:	0	
Number Active CPS Investigations:	0	





**DHS, DFCS, Office of Provider Management**  
**Performance-Based Placement Measures**  
**RBWO Provider GA+SCORECARD - CCI**  
**Report Quarter: Q3 FY2018**



**Provider/Program Name: Chestnut Manor - (581) - CCI**

8673 Chestnut Ln., Lithia Springs, GA 30122

Phone: 7704894168

Vendor ID# 35269

**Quarterly Scores (Grades)**

**Q1: 101.33 (A+)**

**Q2: 97.84 (A+)**

**Q3: 84.92 (B)**

**Q4: N/A**

**Current Quarter Score (Grade)**

**84.92%**

**(B)**

Program Census Information:

# Children in Care During Quarter: 7

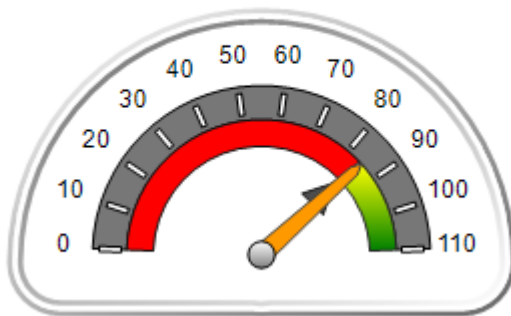
# Placements During Quarter: 7

# Children in Care On Last Day: 6

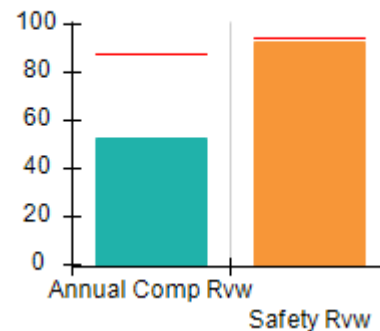
**Quarterly Provider Comparisons to All CCIs**

▼ — indicates average for all CCIs

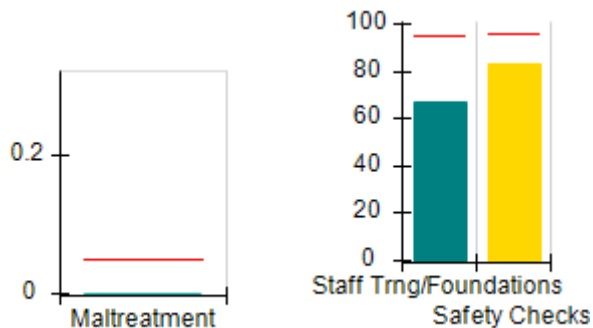
**Overall Score (%)**



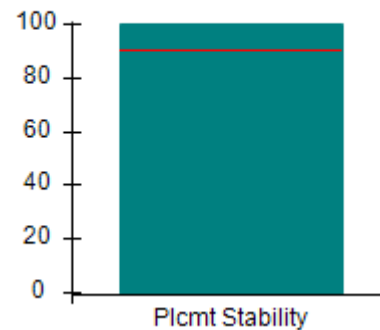
**OPM Monitoring Reviews (%)**



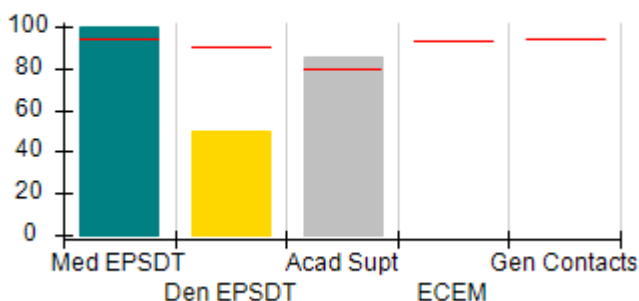
**Safety Outcomes (%)**



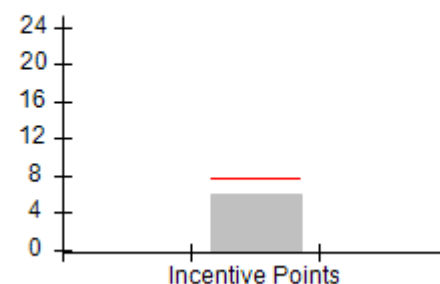
**Permanency Outcomes (%)**



**Well-Being Outcomes (%)**



**Incentives Earned (Points)**





DHS, DFCS, Office of Provider Management  
**Performance-Based Placement Measures**  
**RBWO Provider GA+SCORECARD - CCI**  
**Report Quarter: Q3 FY2018**



**Provider/Program Name: Chestnut Manor - (581) - CCI**

<b>8673 Chestnut Ln., Lithia Springs, GA 30122</b>  <b>Phone: 7704894168</b>  <b>Vendor ID# 35269</b>	<b>Quarterly Scores (Grades)</b>		<b>Current Quarter Score (Grade)</b>
	<b>Q1: 101.33 (A+)</b>	<b>Q2: 97.84 (A+)</b>	<b>84.92%</b> <b>(B)</b>
	<b>Q3: 84.92 (B)</b>	<b>Q4: N/A</b>	

Program Census Information:	# Children in Care During Quarter: 7	# Placements During Quarter: 7	# Children in Care On Last Day: 6
-----------------------------	--------------------------------------	--------------------------------	-----------------------------------

	<b>Avg Performance All CCIs (%)</b>	<b>Provider Performance (%)*</b>	<b>Possible Points (Weight)</b>	<b>Provider Points Earned</b>
--	-------------------------------------	----------------------------------	---------------------------------	-------------------------------

**OPM Monitoring Reviews**

Annual Comprehensive Reviews	87%	52%	25	13.11
Safety Reviews	94%	93%	15	13.91
<b>Monitoring Sub-Total</b>			<b>40</b>	<b>27.01</b>

**CCI Safety Outcomes**

Incidence of Maltreatment	0.05%	No Substantiated Reports	10	10.00
Staff Training/Foundations	95%	67%	5	3.35
Staff Safety Checks	95%	83%	5	4.15
<b>Safety Sub-Total</b>			<b>20</b>	<b>17.50</b>

**CCI Permanency Outcomes**

Placement Stability	90%	100%	15	15.00
<b>Permanency Sub-Total</b>			<b>15</b>	<b>15.00</b>

**CCI Well-Being Outcomes**

EPSDT Medical Visits	94%	100%	9.1	9.08
EPSDT Dental Visits	90%	50%	9.1	4.54
Academic Supports	79%	85%	6.8	5.79
Provider ECEM Visits	93%	Not Eligible	N/A	
Provider General Contacts	93%	Not Eligible	N/A	
Placements with Siblings	38%	Not Eligible	Not Scored	Not Scored
Placements within Legal County	16%	0%	Not Scored	Not Scored
<b>Well-Being Sub-Total</b>			<b>25</b>	<b>19.41</b>

\*Performance calculation descriptions can be found in the FY 2018 RBWO PBP Measurements and Standards Guide.

<b>Monitoring &amp; Outcomes: Possible Points = 100</b>	<b>Points Earned = 78.92</b>
<b>Score Before Incentives Credit</b>	<b>78.92%</b>
<b>Incentives Awarded</b>	<b>6.00 pts</b>
<b>PBP Verification</b>	<b>N/A pts</b>
<b>Total Score</b>	<b>84.92%</b>



DHS, DFCS, Office of Provider Management  
**Performance-Based Placement Measures**  
**RBWO Provider GA+SCORECARD - CCI**  
Report Quarter: Q3 FY2018



**Provider/Program Name: Chestnut Manor - (581) - CCI**

Program Census Information:		# Children in Care During Quarter: 7	# Placements During Quarter: 7	# Children in Care On Last Day: 6
CCI Incentive Credits	Avg Performance All CCIs (Points)	Provider Performance (%)*	Possible Points (Weight)	Provider Points Earned
Early EPSDT Medical Visits		100%	2	2.00
Early EPSDT Dental Visits		0%	2	0.00
Permanency Contacts		0%	5	0.00
Additional Academic Supports		0%	2	0.00
Active Agency Accreditation		0%	4	0.00
Staff Clinical Licensure		0%	5	0.00
Behavior Management (threshold = 0)		100%	4	4.00
<b>Incentives Total</b>	<b>7.65</b>		<b>24</b>	<b>6.00</b>
Maximum total combined incentive credit allowed is 10 points.			<b>Incentives Awarded</b>	<b>6.00</b>

\*Performance calculation descriptions can be found in the FY 2018 RBWO PBP Measurements and Standards Guide.

**Child Protective Services Investigations and Dispositions**

The following investigations data, which is not used for scoring but is considered significant to a provider's performance, is from Georgia SHINES and is not considered final or complete until the end of the fiscal year.

Total Reports:	0	
Number Screened In:	0	
Number Screened Out:	0	
Number Substantiated:	0	
Number Unsubstantiated:	0	
Number Active CPS Investigations:	0	



DHS, DFCS, Office of Provider Management  
**Performance-Based Placement Measures**  
**RBWO Provider GA+SCORECARD - CCI**  
Report Quarter: Q3 FY2018



**Provider/Program Name: CHRIS 180 Inc. - Dekalb (597) - CCI**

2914 Cocklebur Trail, Decatur, GA 30030

Phone: (404) 284-0109

Vendor ID# 35278

**Quarterly Scores (Grades)**

Q1: 89.80 (B+)

Q2: 101.45 (A+)

Q3: 105.35 (A+)

Q4: N/A

**Current Quarter Score (Grade)**

**105.35%**

**(A+)**

Program Census Information:

# Children in Care During  
Quarter: 9

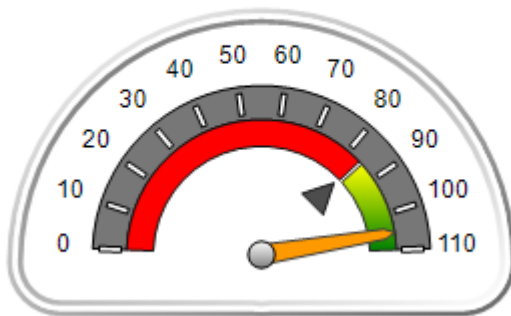
# Placements During  
Quarter: 9

# Children in Care On Last  
Day: 6

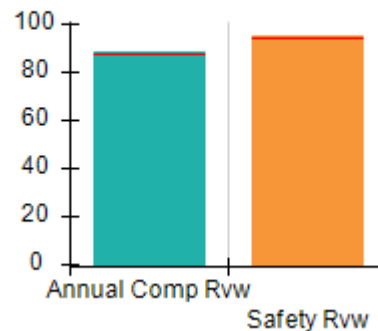
**Quarterly Provider Comparisons to All CCIs**

▼ — indicates average for all CCIs

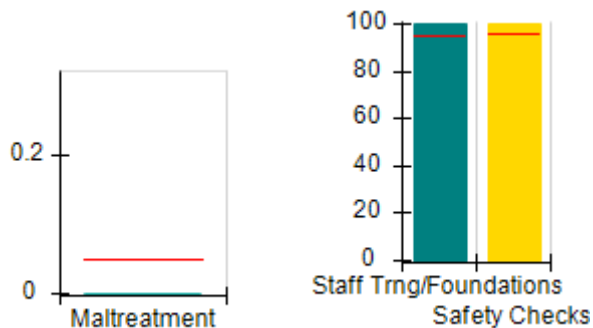
**Overall Score (%)**



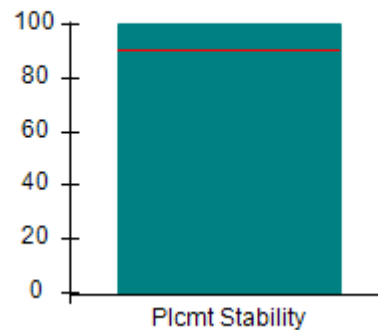
**OPM Monitoring Reviews (%)**



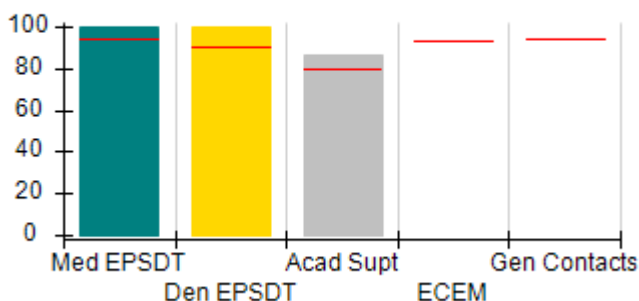
**Safety Outcomes (%)**



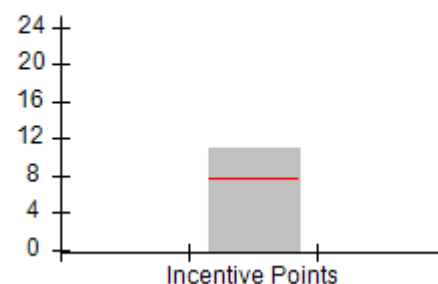
**Permanency Outcomes (%)**



**Well-Being Outcomes (%)**



**Incentives Earned (Points)**





DHS, DFCS, Office of Provider Management  
**Performance-Based Placement Measures**  
**RBWO Provider GA+SCORECARD - CCI**  
 Report Quarter: Q3 FY2018



**Provider/Program Name: CHRIS 180 Inc. - Dekalb (597) - CCI**

2914 Cocklebur Trail, Decatur, GA 30030  Phone: (404) 284-0109  Vendor ID# 35278	Quarterly Scores (Grades)		Current Quarter Score (Grade)
	Q1: 89.80 (B+)	Q2: 101.45 (A+)	<b>105.35%</b> <b>(A+)</b>
	Q3: 105.35 (A+)	Q4: N/A	

Program Census Information:	# Children in Care During Quarter: 9	# Placements During Quarter: 9	# Children in Care On Last Day: 6
-----------------------------	--------------------------------------	--------------------------------	-----------------------------------

	Avg Performance All CCIs (%)	Provider Performance (%)*	Possible Points (Weight)	Provider Points Earned
--	------------------------------	---------------------------	--------------------------	------------------------

**OPM Monitoring Reviews**

Annual Comprehensive Reviews	87%	88%	25	22.10
Safety Reviews	94%	95%	15	14.23
<b>Monitoring Sub-Total</b>			<b>40</b>	<b>36.33</b>

**CCI Safety Outcomes**

Incidence of Maltreatment	0.05%	No Substantiated Reports	10	10.00
Staff Training/Foundations	95%	100%	5	5.00
Staff Safety Checks	95%	100%	5	5.00
<b>Safety Sub-Total</b>			<b>20</b>	<b>20.00</b>

**CCI Permanency Outcomes**

Placement Stability	90%	100%	15	15.00
<b>Permanency Sub-Total</b>			<b>15</b>	<b>15.00</b>

**CCI Well-Being Outcomes**

EPSDT Medical Visits	94%	100%	9.1	9.08
EPSDT Dental Visits	90%	100%	9.1	9.08
Academic Supports	79%	86%	6.8	5.86
Provider ECEM Visits	93%	Not Eligible	N/A	
Provider General Contacts	93%	Not Eligible	N/A	
Placements with Siblings	38%	100%	Not Scored	Not Scored
Placements within Legal County	16%	20%	Not Scored	Not Scored
<b>Well-Being Sub-Total</b>			<b>25</b>	<b>24.02</b>

\*Performance calculation descriptions can be found in the FY 2018 RBWO PBP Measurements and Standards Guide.

<b>Monitoring &amp; Outcomes: Possible Points = 100</b>	<b>Points Earned = 95.35</b>
<b>Score Before Incentives Credit</b>	<b>95.35%</b>
<b>Incentives Awarded</b>	<b>10.00 pts</b>
<b>PBP Verification</b>	<b>N/A pts</b>
<b>Total Score</b>	<b>105.35%</b>



**DHS, DFCS, Office of Provider Management**  
**Performance-Based Placement Measures**  
**RBWO Provider GA+SCORECARD - CCI**  
**Report Quarter: Q3 FY2018**



**Provider/Program Name: CHRIS 180 Inc. - Dekalb (597) - CCI**

Program Census Information:		# Children in Care During Quarter: 9	# Placements During Quarter: 9	# Children in Care On Last Day: 6
CCI Incentive Credits	Avg Performance All CCIs (Points)	Provider Performance (%)*	Possible Points (Weight)	Provider Points Earned
Early EPSDT Medical Visits		100%	2	2.00
Early EPSDT Dental Visits		100%	2	2.00
Permanency Contacts		None Planned	5	
Additional Academic Supports		0%	2	0.00
Active Agency Accreditation		50%	4	2.00
Staff Clinical Licensure		20%	5	1.00
Behavior Management (threshold = 0)		100%	4	4.00
<b>Incentives Total</b>	<b>7.65</b>		<b>24</b>	<b>11.00</b>
Maximum total combined incentive credit allowed is 10 points.			<b>Incentives Awarded</b>	<b>10.00</b>

\*Performance calculation descriptions can be found in the FY 2018 RBWO PBP Measurements and Standards Guide.

### Child Protective Services Investigations and Dispositions

The following investigations data, which is not used for scoring but is considered significant to a provider's performance, is from Georgia SHINES and is not considered final or complete until the end of the fiscal year.

Total Reports:	3	
Number Screened In:	0	
Number Screened Out:	3	
Number Substantiated:	0	
Number Unsubstantiated:	0	
Number Active CPS Investigations:	0	



DHS, DFCS, Office of Provider Management  
**Performance-Based Placement Measures**  
**RBWO Provider GA+SCORECARD - CCI**  
Report Quarter: Q3 FY2018



**Provider/Program Name: CHRIS 180 Inc. - Douglas (598) - CCI**

3819 Chattahoochee Dr., Douglasville, GA 30135

Phone: 770-942-1540

Vendor ID# 35277

**Quarterly Scores (Grades)**

Q1: 86.35 (B)

Q2: 86.19 (B)

Q3: 91.95 (A-)

Q4: N/A

**Current Quarter Score (Grade)**

91.95%

(A-)

Program Census Information:

# Children in Care During Quarter: 10

# Placements During Quarter: 10

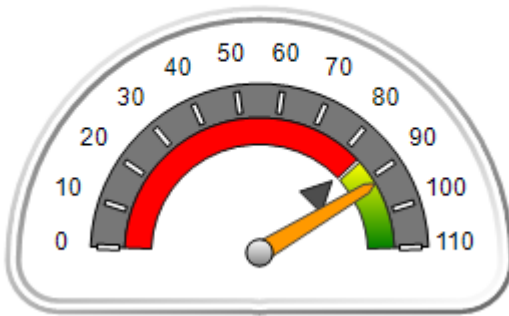
# Children in Care On Last Day: 6

**Quarterly Provider Comparisons to All CCIs**

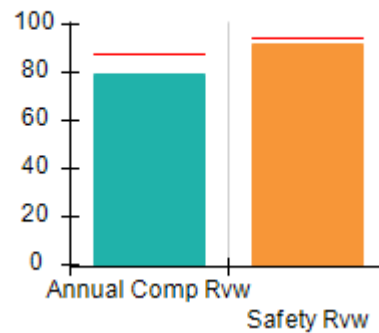


indicates average for all CCIs

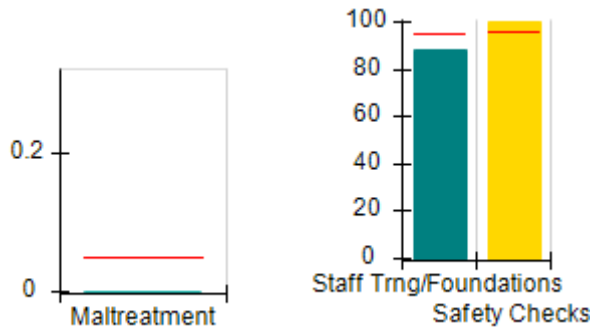
**Overall Score (%)**



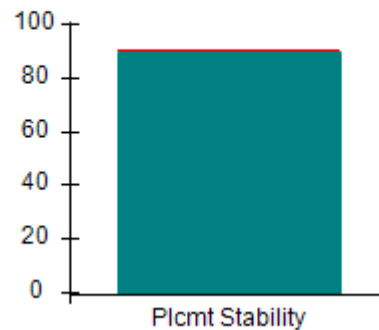
**OPM Monitoring Reviews (%)**



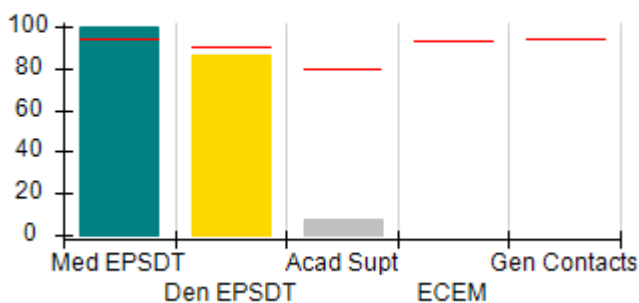
**Safety Outcomes (%)**



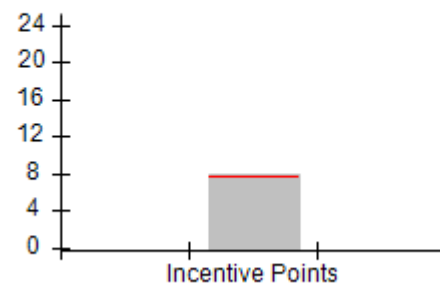
**Permanency Outcomes (%)**



**Well-Being Outcomes (%)**



**Incentives Earned (Points)**





DHS, DFCS, Office of Provider Management  
**Performance-Based Placement Measures**  
**RBWO Provider GA+SCORECARD - CCI**  
 Report Quarter: Q3 FY2018



Provider/Program Name: CHRIS 180 Inc. - Douglas (598) - CCI				
3819 Chattahoochee Dr., Douglasville, GA 30135 Phone: 770-942-1540 Vendor ID# 35277		Quarterly Scores (Grades)		Current Quarter Score (Grade)
		Q1: 86.35 (B)	Q2: 86.19 (B)	91.95% (A-)
		Q3: 91.95 (A-)	Q4: N/A	
Program Census Information:		# Children in Care During Quarter: 10	# Placements During Quarter: 10	# Children in Care On Last Day: 6
	Avg Performance All CCIs (%)	Provider Performance (%)*	Possible Points (Weight)	Provider Points Earned
<b>OPM Monitoring Reviews</b>				
Annual Comprehensive Reviews	87%	79%	25	19.80
Safety Reviews	94%	92%	15	13.82
<b>Monitoring Sub-Total</b>			<b>40</b>	<b>33.62</b>
<b>CCI Safety Outcomes</b>				
Incidence of Maltreatment	0.05%	No Substantiated Reports	10	10.00
Staff Training/Foundations	95%	88%	5	4.40
Staff Safety Checks	95%	100%	5	5.00
<b>Safety Sub-Total</b>			<b>20</b>	<b>19.40</b>
<b>CCI Permanency Outcomes</b>				
Placement Stability	90%	90%	15	13.50
<b>Permanency Sub-Total</b>			<b>15</b>	<b>13.50</b>
<b>CCI Well-Being Outcomes</b>				
EPSDT Medical Visits	94%	100%	9.1	9.08
EPSDT Dental Visits	90%	86%	9.1	7.81
Academic Supports	79%	8%	6.8	0.54
Provider ECEM Visits	93%	Not Eligible	N/A	
Provider General Contacts	93%	Not Eligible	N/A	
Placements with Siblings	38%	Not Eligible	Not Scored	Not Scored
Placements within Legal County	16%	25%	Not Scored	Not Scored
<b>Well-Being Sub-Total</b>			<b>25</b>	<b>17.43</b>
*Performance calculation descriptions can be found in the FY 2018 RBWO PBP Measurements and Standards Guide.				

Monitoring & Outcomes: Possible Points = 100		Points Earned = 83.95	
Score Before Incentives Credit		83.95%	
Incentives Awarded		8.00 pts	
PBP Verification		N/A pts	
Total Score		91.95%	





DHS, DFCS, Office of Provider Management  
**Performance-Based Placement Measures**  
**RBWO Provider GA+SCORECARD - CCI**  
Report Quarter: Q3 FY2018



**Provider/Program Name: CHRIS 180 Inc. - Douglas (598) - CCI**

Program Census Information:		# Children in Care During Quarter: 10	# Placements During Quarter: 10	# Children in Care On Last Day: 6
CCI Incentive Credits	Avg Performance All CCIs (Points)	Provider Performance (%)*	Possible Points (Weight)	Provider Points Earned
Early EPSDT Medical Visits		Not Eligible	2	
Early EPSDT Dental Visits		50%	2	1.00
Permanency Contacts		0%	5	0.00
Additional Academic Supports		0%	2	0.00
Active Agency Accreditation		50%	4	2.00
Staff Clinical Licensure		20%	5	1.00
Behavior Management (threshold = 0)		100%	4	4.00
<b>Incentives Total</b>	<b>7.65</b>		<b>24</b>	<b>8.00</b>
Maximum total combined incentive credit allowed is 10 points.			<b>Incentives Awarded</b>	<b>8.00</b>

\*Performance calculation descriptions can be found in the FY 2018 RBWO PBP Measurements and Standards Guide.

**Child Protective Services Investigations and Dispositions**

The following investigations data, which is not used for scoring but is considered significant to a provider's performance, is from Georgia SHINES and is not considered final or complete until the end of the fiscal year.

Total Reports:	2	
Number Screened In:	1	
Number Screened Out:	1	
Number Substantiated:	0	
Number Unsubstantiated:	1	
Number Active CPS Investigations:	0	



**DHS, DFCS, Office of Provider Management**  
**Performance-Based Placement Measures**  
**RBWO Provider GA+SCORECARD - CCI**  
**Report Quarter: Q3 FY2018**



**Provider/Program Name: CHRIS 180 Inc. - Ellenwood (599) - CCI**

**4489 Northwind Dr., Ellenwood, GA 30294**

**Phone: 404-212-5035**

**Vendor ID# 35282**

**Quarterly Scores (Grades)**

**Current Quarter Score (Grade)**

**Q1: 100.20 (A+)**

**Q2: 102.67 (A+)**

**104.63%**

**Q3: 104.63 (A+)**

**Q4: N/A**

**(A+)**

**Program Census Information:**

**# Children in Care During Quarter: 10**

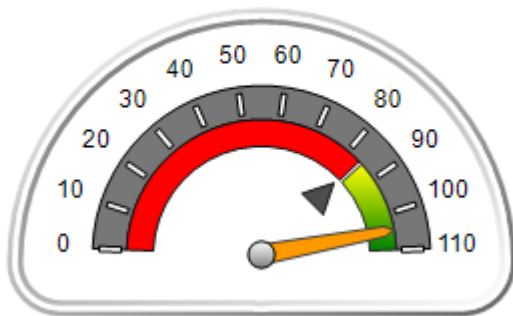
**# Placements During Quarter: 10**

**# Children in Care On Last Day: 7**

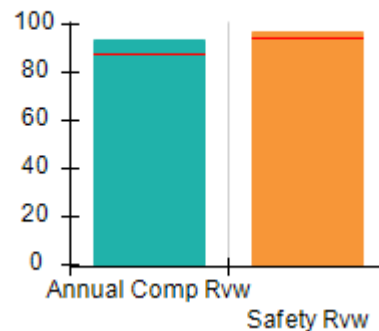
**Quarterly Provider Comparisons to All CCIs**

▼ — indicates average for all CCIs

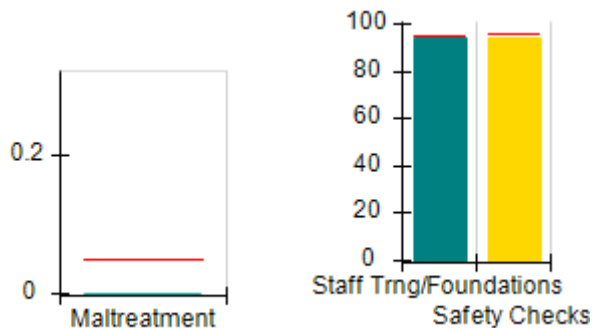
**Overall Score (%)**



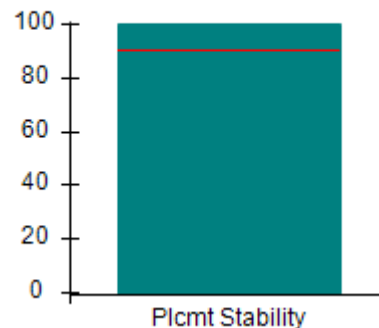
**OPM Monitoring Reviews (%)**



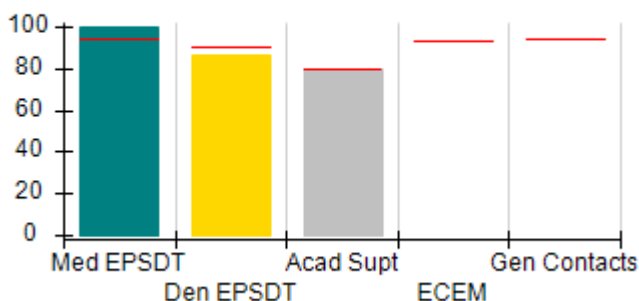
**Safety Outcomes (%)**



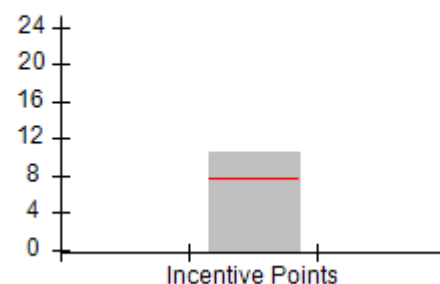
**Permanency Outcomes (%)**



**Well-Being Outcomes (%)**



**Incentives Earned (Points)**





DHS, DFCS, Office of Provider Management  
**Performance-Based Placement Measures**  
**RBWO Provider GA+SCORECARD - CCI**  
 Report Quarter: Q3 FY2018



Provider/Program Name: CHRIS 180 Inc. - Ellenwood (599) - CCI				
4489 Northwind Dr., Ellenwood, GA 30294		Quarterly Scores (Grades)		Current Quarter Score (Grade)
Phone: 404-212-5035		Q1: 100.20 (A+)	Q2: 102.67 (A+)	104.63% (A+)
Vendor ID# 35282		Q3: 104.63 (A+)	Q4: N/A	
Program Census Information:		# Children in Care During Quarter: 10	# Placements During Quarter: 10	# Children in Care On Last Day: 7
	Avg Performance All CCIs (%)	Provider Performance (%)*	Possible Points (Weight)	Provider Points Earned
<b>OPM Monitoring Reviews</b>				
Annual Comprehensive Reviews	87%	94%	25	23.38
Safety Reviews	94%	97%	15	14.52
<b>Monitoring Sub-Total</b>			<b>40</b>	<b>37.89</b>
<b>CCI Safety Outcomes</b>				
Incidence of Maltreatment	0.05%	No Substantiated Reports	10	10.00
Staff Training/Foundations	95%	94%	5	4.70
Staff Safety Checks	95%	94%	5	4.70
<b>Safety Sub-Total</b>			<b>20</b>	<b>19.40</b>
<b>CCI Permanency Outcomes</b>				
Placement Stability	90%	100%	15	15.00
<b>Permanency Sub-Total</b>			<b>15</b>	<b>15.00</b>
<b>CCI Well-Being Outcomes</b>				
EPSDT Medical Visits	94%	100%	9.1	9.08
EPSDT Dental Visits	90%	86%	9.1	7.81
Academic Supports	79%	80%	6.8	5.45
Provider ECEM Visits	93%	Not Eligible	N/A	
Provider General Contacts	93%	Not Eligible	N/A	
Placements with Siblings	38%	50%	Not Scored	Not Scored
Placements within Legal County	16%	0%	Not Scored	Not Scored
<b>Well-Being Sub-Total</b>			<b>25</b>	<b>22.34</b>
*Performance calculation descriptions can be found in the FY 2018 RBWO PBP Measurements and Standards Guide.				

<b>Monitoring &amp; Outcomes: Possible Points = 100</b>		<b>Points Earned = 94.63</b>	
<b>Score Before Incentives Credit</b>			<b>94.63%</b>
<b>Incentives Awarded</b>			<b>10.00 pts</b>
<b>PBP Verification</b>			<b>N/A pts</b>
<b>Total Score</b>			<b>104.63%</b>



DHS, DFCS, Office of Provider Management  
**Performance-Based Placement Measures**  
**RBWO Provider GA+SCORECARD - CCI**  
Report Quarter: Q3 FY2018



**Provider/Program Name: CHRIS 180 Inc. - Ellenwood (599) - CCI**

Program Census Information:		# Children in Care During Quarter: 10	# Placements During Quarter: 10	# Children in Care On Last Day: 7
CCI Incentive Credits	Avg Performance All CCIs (Points)	Provider Performance (%)*	Possible Points (Weight)	Provider Points Earned
Early EPSDT Medical Visits		100%	2	2.00
Early EPSDT Dental Visits		67%	2	1.34
Permanency Contacts		0%	5	0.00
Additional Academic Supports		6%	2	0.12
Active Agency Accreditation		50%	4	2.00
Staff Clinical Licensure		20%	5	1.00
Behavior Management (threshold = 0)		100%	4	4.00
<b>Incentives Total</b>	<b>7.65</b>		<b>24</b>	<b>10.46</b>
Maximum total combined incentive credit allowed is 10 points.			<b>Incentives Awarded</b>	<b>10.00</b>

\*Performance calculation descriptions can be found in the FY 2018 RBWO PBP Measurements and Standards Guide.

**Child Protective Services Investigations and Dispositions**

The following investigations data, which is not used for scoring but is considered significant to a provider's performance, is from Georgia SHINES and is not considered final or complete until the end of the fiscal year.

Total Reports:	0	
Number Screened In:	0	
Number Screened Out:	0	
Number Substantiated:	0	
Number Unsubstantiated:	1	
Number Active CPS Investigations:	-1	



**DHS, DFCS, Office of Provider Management**  
**Performance-Based Placement Measures**  
**RBWO Provider GA+SCORECARD - CCI**  
**Report Quarter: Q3 FY2018**



**Provider/Program Name: CHRIS 180 Inc. - Fulton (601) - CCI**

**3686 Calmer Circle, East Point, GA 30344**

**Phone: (404) 768-4527**

**Vendor ID# 35281**

**Quarterly Scores (Grades)**

**Q1: 92.42 (A-)**

**Q2: 94.14 (A)**

**Q3: 104.55 (A+)**

**Q4: N/A**

**Current Quarter Score (Grade)**

**104.55%**  
**(A+)**

Program Census Information:

# Children in Care During Quarter: 6

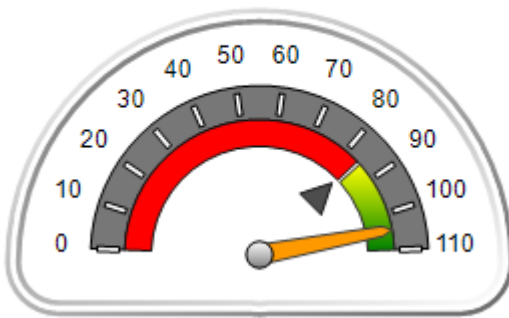
# Placements During Quarter: 6

# Children in Care On Last Day: 6

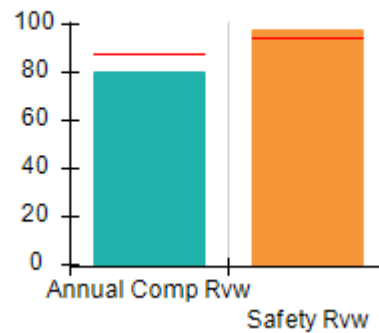
**Quarterly Provider Comparisons to All CCIs**

▼ — indicates average for all CCIs

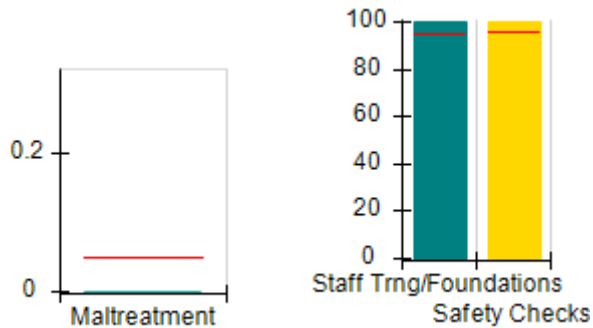
**Overall Score (%)**



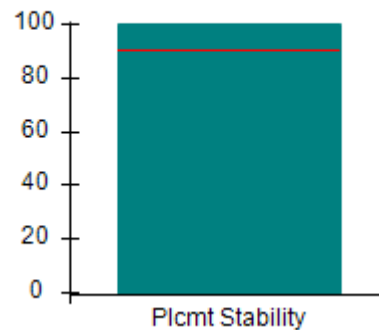
**OPM Monitoring Reviews (%)**



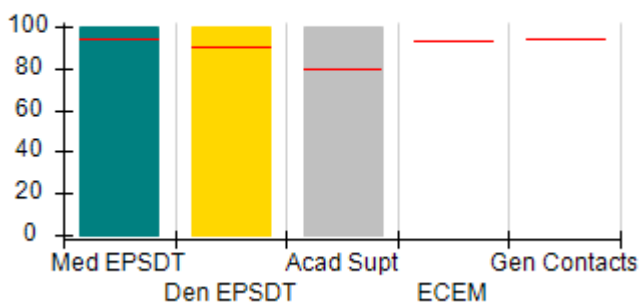
**Safety Outcomes (%)**



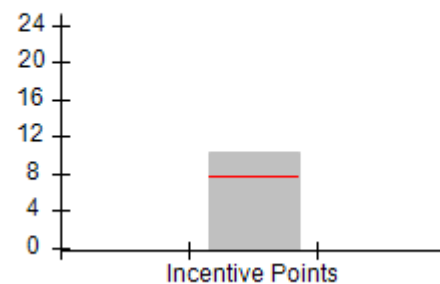
**Permanency Outcomes (%)**



**Well-Being Outcomes (%)**



**Incentives Earned (Points)**





DHS, DFCS, Office of Provider Management  
**Performance-Based Placement Measures**  
**RBWO Provider GA+SCORECARD - CCI**  
**Report Quarter: Q3 FY2018**



Provider/Program Name: CHRIS 180 Inc. - Fulton (601) - CCI				
3686 Calmer Circle, East Point, GA 30344		Quarterly Scores (Grades)		Current Quarter Score (Grade)
Phone: (404) 768-4527		Q1: 92.42 (A-)	Q2: 94.14 (A)	104.55% (A+)
Vendor ID# 35281		Q3: 104.55 (A+)	Q4: N/A	
Program Census Information:		# Children in Care During Quarter: 6	# Placements During Quarter: 6	# Children in Care On Last Day: 6
	Avg Performance All CCIs (%)	Provider Performance (%)*	Possible Points (Weight)	Provider Points Earned
<b>OPM Monitoring Reviews</b>				
Annual Comprehensive Reviews	87%	80%	25	19.96
Safety Reviews	94%	97%	15	14.62
<b>Monitoring Sub-Total</b>			<b>40</b>	<b>34.58</b>
<b>CCI Safety Outcomes</b>				
Incidence of Maltreatment	0.05%	No Substantiated Reports	10	10.00
Staff Training/Foundations	95%	100%	5	5.00
Staff Safety Checks	95%	100%	5	5.00
<b>Safety Sub-Total</b>			<b>20</b>	<b>20.00</b>
<b>CCI Permanency Outcomes</b>				
Placement Stability	90%	100%	15	15.00
<b>Permanency Sub-Total</b>			<b>15</b>	<b>15.00</b>
<b>CCI Well-Being Outcomes</b>				
EPSDT Medical Visits	94%	100%	9.1	9.08
EPSDT Dental Visits	90%	100%	9.1	9.08
Academic Supports	79%	100%	6.8	6.81
Provider ECEM Visits	93%	Not Eligible	N/A	
Provider General Contacts	93%	Not Eligible	N/A	
Placements with Siblings	38%	Not Eligible	Not Scored	Not Scored
Placements within Legal County	16%	Not Eligible	Not Scored	Not Scored
<b>Well-Being Sub-Total</b>			<b>25</b>	<b>24.97</b>
*Performance calculation descriptions can be found in the FY 2018 RBWO PBP Measurements and Standards Guide.				

<b>Monitoring &amp; Outcomes: Possible Points = 100</b>	<b>Points Earned = 94.55</b>
<b>Score Before Incentives Credit</b>	<b>94.55%</b>
<b>Incentives Awarded</b>	<b>10.00 pts</b>
<b>PBP Verification</b>	<b>N/A pts</b>
<b>Total Score</b>	<b>104.55%</b>



DHS, DFCS, Office of Provider Management  
**Performance-Based Placement Measures**  
**RBWO Provider GA+SCORECARD - CCI**  
Report Quarter: Q3 FY2018



**Provider/Program Name: CHRIS 180 Inc. - Fulton (601) - CCI**

Program Census Information:		# Children in Care During Quarter: 6	# Placements During Quarter: 6	# Children in Care On Last Day: 6
CCI Incentive Credits	Avg Performance All CCIs (Points)	Provider Performance (%)*	Possible Points (Weight)	Provider Points Earned
Early EPSDT Medical Visits		100%	2	2.00
Early EPSDT Dental Visits		67%	2	1.34
Permanency Contacts		0%	5	0.00
Additional Academic Supports		0%	2	0.00
Active Agency Accreditation		50%	4	2.00
Staff Clinical Licensure		20%	5	1.00
Behavior Management (threshold = 0)		100%	4	4.00
<b>Incentives Total</b>	<b>7.65</b>		<b>24</b>	<b>10.34</b>
Maximum total combined incentive credit allowed is 10 points.			<b>Incentives Awarded</b>	<b>10.00</b>

\*Performance calculation descriptions can be found in the FY 2018 RBWO PBP Measurements and Standards Guide.

**Child Protective Services Investigations and Dispositions**

The following investigations data, which is not used for scoring but is considered significant to a provider's performance, is from Georgia SHINES and is not considered final or complete until the end of the fiscal year.

Total Reports:	1	
Number Screened In:	0	
Number Screened Out:	1	
Number Substantiated:	0	
Number Unsubstantiated:	0	
Number Active CPS Investigations:	0	



DHS, DFCS, Office of Provider Management  
**Performance-Based Placement Measures**  
**RBWO Provider GA+SCORECARD - CCI**  
Report Quarter: Q3 FY2018



**Provider/Program Name: CHRIS 180 Inc. - Gwinnett (602) - CCI**

2552 Poplar St., Snellville, GA 30278

Phone: 404-978-3549

Vendor ID# 35280

**Quarterly Scores (Grades)**

Q1: 88.51 (B+)

Q2: 97.09 (A+)

Q3: 96.40 (A)

Q4: N/A

**Current Quarter Score (Grade)**

**96.40%**

**(A)**

Program Census Information:

# Children in Care During  
Quarter: 6

# Placements During  
Quarter: 6

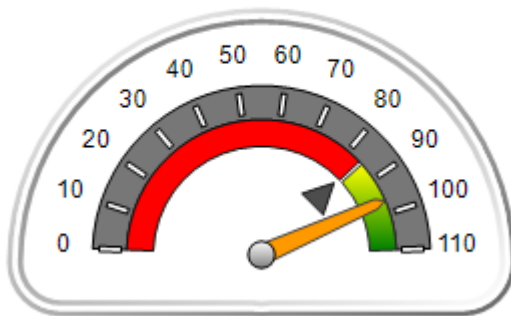
# Children in Care On Last  
Day: 6

**Quarterly Provider Comparisons to All CCIs**

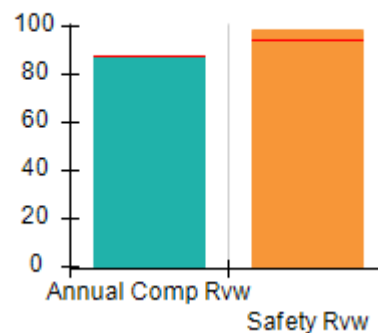


indicates average for all CCIs

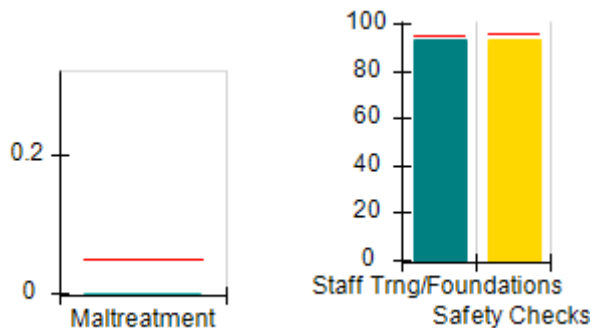
**Overall Score (%)**



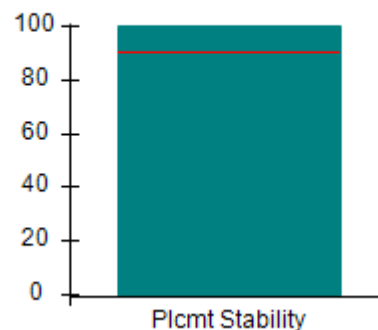
**OPM Monitoring Reviews (%)**



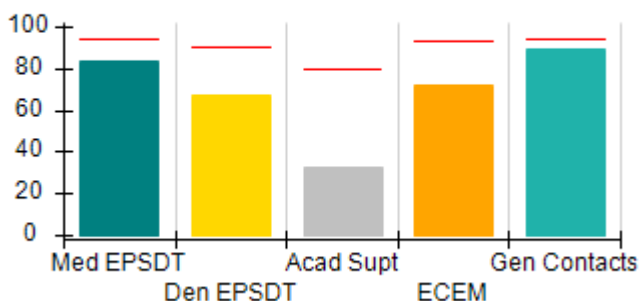
**Safety Outcomes (%)**



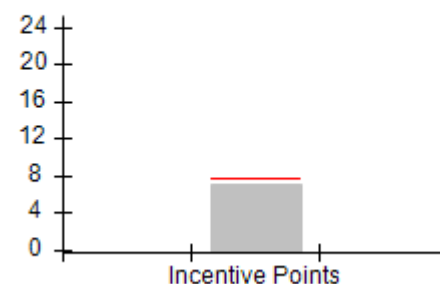
**Permanency Outcomes (%)**



**Well-Being Outcomes (%)**



**Incentives Earned (Points)**







DHS, DFCS, Office of Provider Management  
**Performance-Based Placement Measures**  
**RBWO Provider GA+SCORECARD - CCI**  
 Report Quarter: Q3 FY2018



**Provider/Program Name: CHRIS 180 Inc. - Gwinnett (602) - CCI**

2552 Poplar St., Snellville, GA 30278  Phone: 404-978-3549  Vendor ID# 35280	Quarterly Scores (Grades)		Current Quarter Score (Grade)
	Q1: 88.51 (B+)	Q2: 97.09 (A+)	<b>96.40%</b> <b>(A)</b>
	Q3: 96.40 (A)	Q4: N/A	

Program Census Information:	# Children in Care During Quarter: 6	# Placements During Quarter: 6	# Children in Care On Last Day: 6
-----------------------------	--------------------------------------	--------------------------------	-----------------------------------

	Avg Performance All CCIs (%)	Provider Performance (%)*	Possible Points (Weight)	Provider Points Earned
--	------------------------------	---------------------------	--------------------------	------------------------

**OPM Monitoring Reviews**

Annual Comprehensive Reviews	87%	88%	25	22.00
Safety Reviews	94%	99%	15	14.84
<b>Monitoring Sub-Total</b>			<b>40</b>	<b>36.84</b>

**CCI Safety Outcomes**

Incidence of Maltreatment	0.05%	No Substantiated Reports	10	10.00
Staff Training/Foundations	95%	93%	5	4.65
Staff Safety Checks	95%	93%	5	4.65
<b>Safety Sub-Total</b>			<b>20</b>	<b>19.30</b>

**CCI Permanency Outcomes**

Placement Stability	90%	100%	15	15.00
<b>Permanency Sub-Total</b>			<b>15</b>	<b>15.00</b>

**CCI Well-Being Outcomes**

EPSDT Medical Visits	94%	83%	4	3.32
EPSDT Dental Visits	90%	67%	4	2.68
Academic Supports	79%	33%	3	0.99
Provider ECEM Visits	93%	72%	7	5.04
Provider General Contacts	93%	89%	7	6.23
Placements with Siblings	38%	0%	Not Scored	Not Scored
Placements within Legal County	16%	Not Eligible	Not Scored	Not Scored
<b>Well-Being Sub-Total</b>			<b>25</b>	<b>18.26</b>

\*Performance calculation descriptions can be found in the FY 2018 RBWO PBP Measurements and Standards Guide.

<b>Monitoring &amp; Outcomes: Possible Points = 100</b>	<b>Points Earned = 89.40</b>
<b>Score Before Incentives Credit</b>	<b>89.40%</b>
<b>Incentives Awarded</b>	<b>7.00 pts</b>
<b>PBP Verification</b>	<b>N/A pts</b>
<b>Total Score</b>	<b>96.40%</b>



DHS, DFCS, Office of Provider Management  
**Performance-Based Placement Measures**  
**RBWO Provider GA+SCORECARD - CCI**  
Report Quarter: Q3 FY2018



**Provider/Program Name: CHRIS 180 Inc. - Gwinnett (602) - CCI**

Program Census Information:		# Children in Care During Quarter: 6	# Placements During Quarter: 6	# Children in Care On Last Day: 6
CCI Incentive Credits	Avg Performance All CCIs (Points)	Provider Performance (%)*	Possible Points (Weight)	Provider Points Earned
Early EPSDT Medical Visits		0%	2	0.00
Early EPSDT Dental Visits		0%	2	0.00
Permanency Contacts		None Planned	5	
Additional Academic Supports		0%	2	0.00
Active Agency Accreditation		50%	4	2.00
Staff Clinical Licensure		20%	5	1.00
Behavior Management (threshold = 0)		100%	4	4.00
<b>Incentives Total</b>	<b>7.65</b>		<b>24</b>	<b>7.00</b>
Maximum total combined incentive credit allowed is 10 points.			<b>Incentives Awarded</b>	<b>7.00</b>

\*Performance calculation descriptions can be found in the FY 2018 RBWO PBP Measurements and Standards Guide.

**Child Protective Services Investigations and Dispositions**

The following investigations data, which is not used for scoring but is considered significant to a provider's performance, is from Georgia SHINES and is not considered final or complete until the end of the fiscal year.

Total Reports:	0	
Number Screened In:	0	
Number Screened Out:	0	
Number Substantiated:	0	
Number Unsubstantiated:	1	
Number Active CPS Investigations:	-1	



**DHS, DFCS, Office of Provider Management**  
**Performance-Based Placement Measures**  
**RBWO Provider GA+SCORECARD - CCI**  
**Report Quarter: Q3 FY2018**



**Provider/Program Name: CHRIS 180 Inc. - Rock Shadow (617) - CCI**

568 Rock Shadow Ct., Stone Mountain, GA 30087

Phone: (404) 498-2002

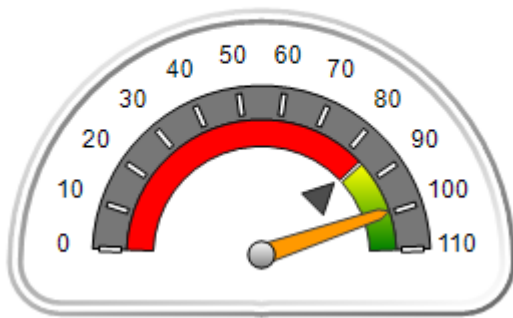
Vendor ID# 53058

Quarterly Scores (Grades)		Current Quarter Score (Grade)
Q1: 92.58 (A-)	Q2: 93.83 (A-)	99.50% (A+)
Q3: 99.50 (A+)	Q4: N/A	
Program Census Information:		# Children in Care During Quarter: 7
		# Placements During Quarter: 7
		# Children in Care On Last Day: 5

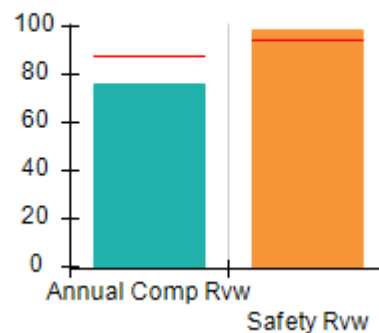
**Quarterly Provider Comparisons to All CCIs**

▼ — indicates average for all CCIs

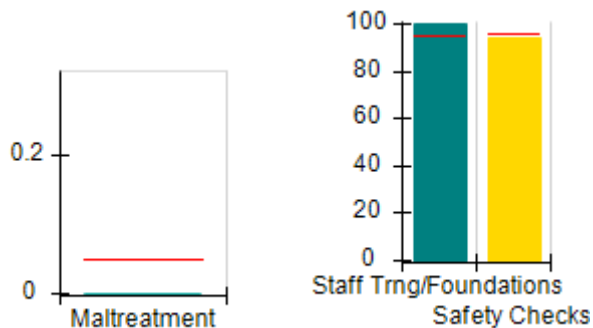
Overall Score (%)



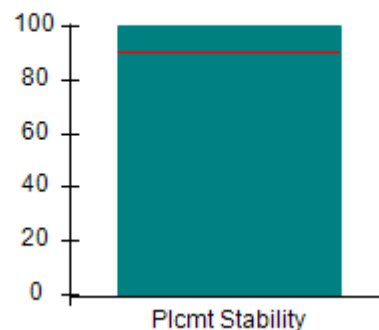
OPM Monitoring Reviews (%)



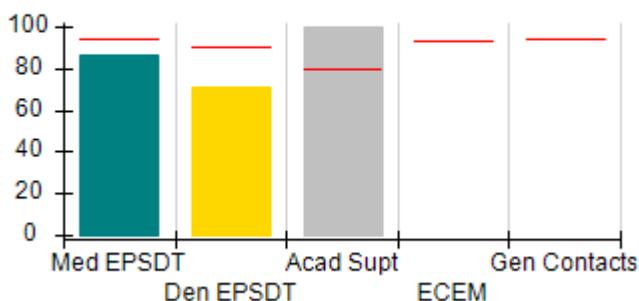
Safety Outcomes (%)



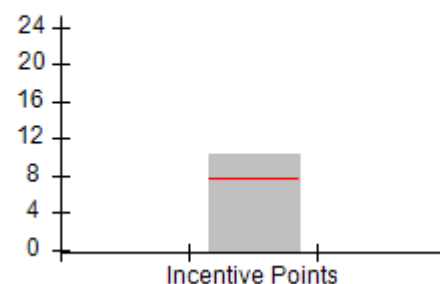
Permanency Outcomes (%)



Well-Being Outcomes (%)



Incentives Earned (Points)





DHS, DFCS, Office of Provider Management  
**Performance-Based Placement Measures**  
**RBWO Provider GA+SCORECARD - CCI**  
 Report Quarter: Q3 FY2018



Provider/Program Name: CHRIS 180 Inc. - Rock Shadow (617) - CCI				
568 Rock Shadow Ct., Stone Mountain, GA 30087 Phone: (404) 498-2002 Vendor ID# 53058		Quarterly Scores (Grades)		Current Quarter Score (Grade)
		Q1: 92.58 (A-)	Q2: 93.83 (A-)	99.50% (A+)
		Q3: 99.50 (A+)	Q4: N/A	
Program Census Information:		# Children in Care During Quarter: 7	# Placements During Quarter: 7	# Children in Care On Last Day: 5
	Avg Performance All CCIs (%)	Provider Performance (%)*	Possible Points (Weight)	Provider Points Earned
<b>OPM Monitoring Reviews</b>				
Annual Comprehensive Reviews	87%	76%	25	18.92
Safety Reviews	94%	99%	15	14.82
<b>Monitoring Sub-Total</b>			<b>40</b>	<b>33.74</b>
<b>CCI Safety Outcomes</b>				
Incidence of Maltreatment	0.05%	No Substantiated Reports	10	10.00
Staff Training/Foundations	95%	100%	5	5.00
Staff Safety Checks	95%	94%	5	4.70
<b>Safety Sub-Total</b>			<b>20</b>	<b>19.70</b>
<b>CCI Permanency Outcomes</b>				
Placement Stability	90%	100%	15	15.00
<b>Permanency Sub-Total</b>			<b>15</b>	<b>15.00</b>
<b>CCI Well-Being Outcomes</b>				
EPSDT Medical Visits	94%	86%	9.1	7.81
EPSDT Dental Visits	90%	71%	9.1	6.45
Academic Supports	79%	100%	6.8	6.81
Provider ECEM Visits	93%	Not Eligible	N/A	
Provider General Contacts	93%	Not Eligible	N/A	
Placements with Siblings	38%	0%	Not Scored	Not Scored
Placements within Legal County	16%	0%	Not Scored	Not Scored
<b>Well-Being Sub-Total</b>			<b>25</b>	<b>21.07</b>
*Performance calculation descriptions can be found in the FY 2018 RBWO PBP Measurements and Standards Guide.				

Monitoring & Outcomes: Possible Points = 100		Points Earned = 89.50	
Score Before Incentives Credit		89.50%	
Incentives Awarded		10.00 pts	
PBP Verification		N/A pts	
Total Score		99.50%	



DHS, DFCS, Office of Provider Management  
**Performance-Based Placement Measures**  
**RBWO Provider GA+SCORECARD - CCI**  
Report Quarter: Q3 FY2018



**Provider/Program Name: CHRIS 180 Inc. - Rock Shadow (617) - CCI**

Program Census Information:		# Children in Care During Quarter: 7	# Placements During Quarter: 7	# Children in Care On Last Day: 5
CCI Incentive Credits	Avg Performance All CCIs (Points)	Provider Performance (%)*	Possible Points (Weight)	Provider Points Earned
Early EPSDT Medical Visits		67%	2	1.34
Early EPSDT Dental Visits		0%	2	0.00
Permanency Contacts		None Planned	5	
Additional Academic Supports		100%	2	2.00
Active Agency Accreditation		50%	4	2.00
Staff Clinical Licensure		20%	5	1.00
Behavior Management (threshold = 0)		100%	4	4.00
<b>Incentives Total</b>	<b>7.65</b>		<b>24</b>	<b>10.34</b>
Maximum total combined incentive credit allowed is 10 points.			<b>Incentives Awarded</b>	<b>10.00</b>

\*Performance calculation descriptions can be found in the FY 2018 RBWO PBP Measurements and Standards Guide.

**Child Protective Services Investigations and Dispositions**

The following investigations data, which is not used for scoring but is considered significant to a provider's performance, is from Georgia SHINES and is not considered final or complete until the end of the fiscal year.

Total Reports:	0	
Number Screened In:	0	
Number Screened Out:	0	
Number Substantiated:	0	
Number Unsubstantiated:	0	
Number Active CPS Investigations:	0	



DHS, DFCS, Office of Provider Management  
**Performance-Based Placement Measures**  
**RBWO Provider GA+SCORECARD - CCI**  
Report Quarter: Q3 FY2018



**Provider/Program Name: CHRIS 180 Inc. - Sherwood (604) - CCI**

569 Sherwood Greens, Stone Mountain, GA 30087

Phone: (770) 879-7319

Vendor ID# 53060

**Quarterly Scores (Grades)**

Q1: 94.88 (A)

Q2: 104.79 (A+)

Q3: 103.07 (A+)

Q4: N/A

**Current Quarter Score (Grade)**

**103.07%**

**(A+)**

Program Census Information:

# Children in Care During Quarter: 8

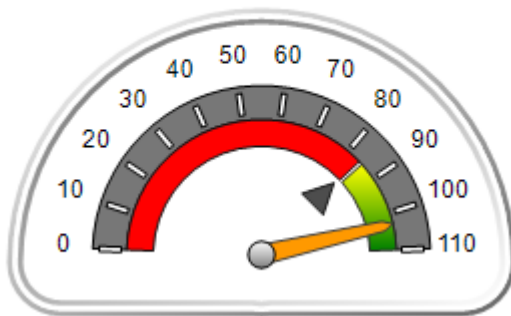
# Placements During Quarter: 8

# Children in Care On Last Day: 5

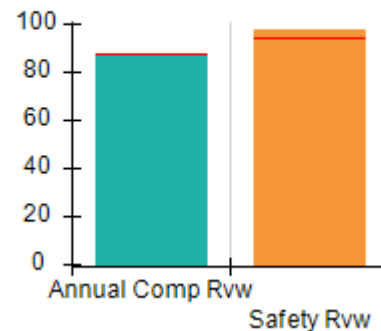
**Quarterly Provider Comparisons to All CCIs**

▼ indicates average for all CCIs

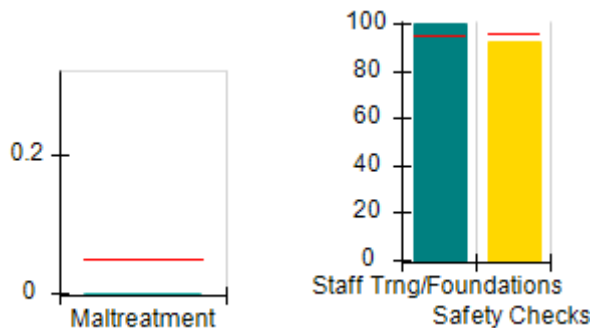
**Overall Score (%)**



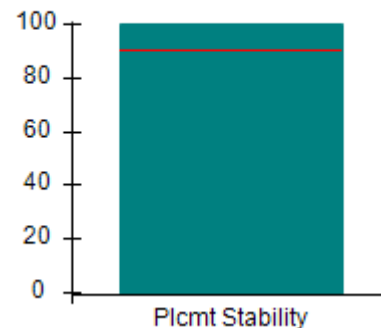
**OPM Monitoring Reviews (%)**



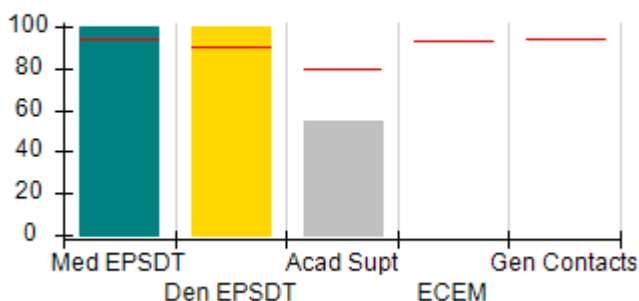
**Safety Outcomes (%)**



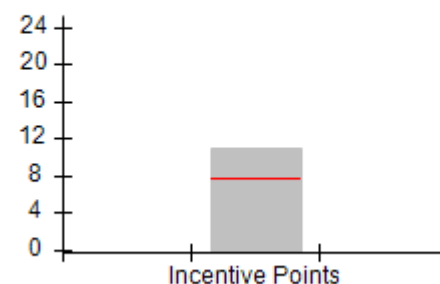
**Permanency Outcomes (%)**



**Well-Being Outcomes (%)**



**Incentives Earned (Points)**





DHS, DFCS, Office of Provider Management  
**Performance-Based Placement Measures**  
**RBWO Provider GA+SCORECARD - CCI**  
 Report Quarter: Q3 FY2018



Provider/Program Name: CHRIS 180 Inc. - Sherwood (604) - CCI				
569 Sherwood Greens, Stone Mountain, GA 30087  Phone: (770) 879-7319  Vendor ID# 53060		Quarterly Scores (Grades)		Current Quarter Score (Grade)
		Q1: 94.88 (A)	Q2: 104.79 (A+)	<b>103.07%</b>  <b>(A+)</b>
		Q3: 103.07 (A+)	Q4: N/A	
Program Census Information:		# Children in Care During Quarter: 8	# Placements During Quarter: 8	# Children in Care On Last Day: 5
	Avg Performance All CCIs (%)	Provider Performance (%)*	Possible Points (Weight)	Provider Points Earned
<b>OPM Monitoring Reviews</b>				
Annual Comprehensive Reviews	87%	88%	25	21.90
Safety Reviews	94%	98%	15	14.67
<b>Monitoring Sub-Total</b>			<b>40</b>	<b>36.57</b>
<b>CCI Safety Outcomes</b>				
Incidence of Maltreatment	0.05%	No Substantiated Reports	10	10.00
Staff Training/Foundations	95%	100%	5	5.00
Staff Safety Checks	95%	92%	5	4.60
<b>Safety Sub-Total</b>			<b>20</b>	<b>19.60</b>
<b>CCI Permanency Outcomes</b>				
Placement Stability	90%	100%	15	15.00
<b>Permanency Sub-Total</b>			<b>15</b>	<b>15.00</b>
<b>CCI Well-Being Outcomes</b>				
EPSDT Medical Visits	94%	100%	9.1	9.08
EPSDT Dental Visits	90%	100%	9.1	9.08
Academic Supports	79%	55%	6.8	3.75
Provider ECEM Visits	93%	Not Eligible	N/A	
Provider General Contacts	93%	Not Eligible	N/A	
Placements with Siblings	38%	Not Eligible	Not Scored	Not Scored
Placements within Legal County	16%	0%	Not Scored	Not Scored
<b>Well-Being Sub-Total</b>			<b>25</b>	<b>21.91</b>
*Performance calculation descriptions can be found in the FY 2018 RBWO PBP Measurements and Standards Guide.				

Monitoring & Outcomes: Possible Points = 100		Points Earned = 93.07	
<b>Score Before Incentives Credit</b>		<b>93.07%</b>	
<b>Incentives Awarded</b>		<b>10.00 pts</b>	
<b>PBP Verification</b>		<b>N/A pts</b>	
<b>Total Score</b>		<b>103.07%</b>	



DHS, DFCS, Office of Provider Management  
**Performance-Based Placement Measures**  
**RBWO Provider GA+SCORECARD - CCI**  
Report Quarter: Q3 FY2018



**Provider/Program Name: CHRIS 180 Inc. - Sherwood (604) - CCI**

Program Census Information:		# Children in Care During Quarter: 8	# Placements During Quarter: 8	# Children in Care On Last Day: 5
CCI Incentive Credits	Avg Performance All CCIs (Points)	Provider Performance (%)*	Possible Points (Weight)	Provider Points Earned
Early EPSDT Medical Visits		100%	2	2.00
Early EPSDT Dental Visits		100%	2	2.00
Permanency Contacts		0%	5	0.00
Additional Academic Supports		0%	2	0.00
Active Agency Accreditation		50%	4	2.00
Staff Clinical Licensure		20%	5	1.00
Behavior Management (threshold = 0)		100%	4	4.00
<b>Incentives Total</b>	<b>7.65</b>		<b>24</b>	<b>11.00</b>
Maximum total combined incentive credit allowed is 10 points.			<b>Incentives Awarded</b>	<b>10.00</b>

\*Performance calculation descriptions can be found in the FY 2018 RBWO PBP Measurements and Standards Guide.

**Child Protective Services Investigations and Dispositions**

The following investigations data, which is not used for scoring but is considered significant to a provider's performance, is from Georgia SHINES and is not considered final or complete until the end of the fiscal year.

Total Reports:	1	
Number Screened In:	0	
Number Screened Out:	1	
Number Substantiated:	0	
Number Unsubstantiated:	0	
Number Active CPS Investigations:	0	





**DHS, DFCS, Office of Provider Management**  
**Performance-Based Placement Measures**  
**RBWO Provider GA+SCORECARD - CCI**  
**Report Quarter: Q3 FY2018**



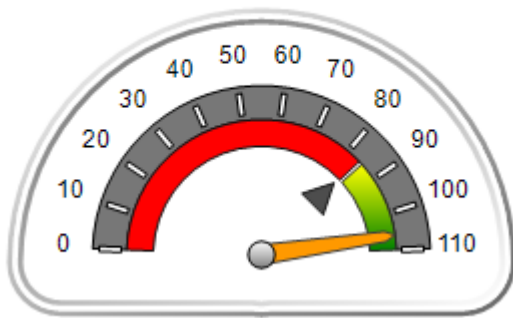
**Provider/Program Name: CHRIS 180 Inc. - Stephenson (605) - CCI**

<b>505 Stephenson Rd., Stone Mountain, GA 30087</b>  <b>Phone: (770) 413-0741</b>  <b>Vendor ID# 53061</b>	Quarterly Scores (Grades)		Current Quarter Score (Grade)
	Q1: 95.11 (A)	Q2: 102.40 (A+)	<b>106.07%</b> <b>(A+)</b>
	Q3: 106.07 (A+)	Q4: N/A	
Program Census Information:	# Children in Care During Quarter: 10	# Placements During Quarter: 11	# Children in Care On Last Day: 6

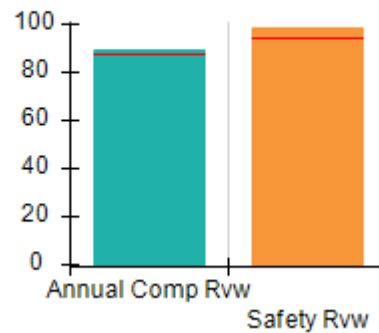
**Quarterly Provider Comparisons to All CCIs**

▼ — indicates average for all CCIs

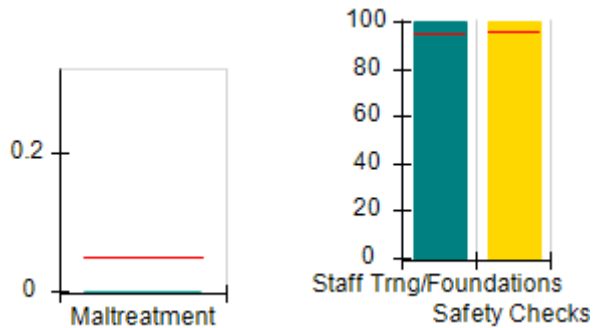
**Overall Score (%)**



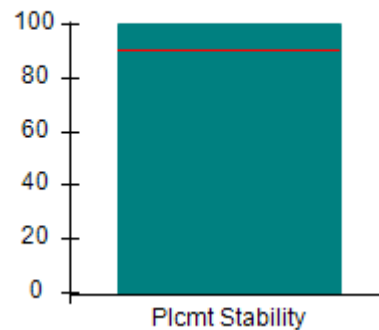
**OPM Monitoring Reviews (%)**



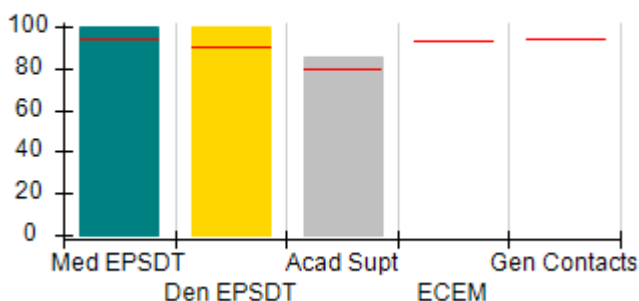
**Safety Outcomes (%)**



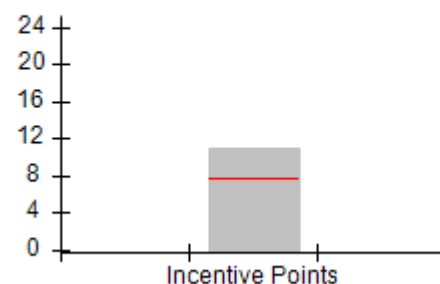
**Permanency Outcomes (%)**



**Well-Being Outcomes (%)**



**Incentives Earned (Points)**





DHS, DFCS, Office of Provider Management  
**Performance-Based Placement Measures**  
**RBWO Provider GA+SCORECARD - CCI**  
 Report Quarter: Q3 FY2018



Provider/Program Name: CHRIS 180 Inc. - Stephenson (605) - CCI				
505 Stephenson Rd., Stone Mountain, GA 30087 Phone: (770) 413-0741 Vendor ID# 53061		Quarterly Scores (Grades)		Current Quarter Score (Grade)
		Q1: 95.11 (A)	Q2: 102.40 (A+)	<b>106.07%</b> <b>(A+)</b>
		Q3: 106.07 (A+)	Q4: N/A	
Program Census Information:		# Children in Care During Quarter: 10	# Placements During Quarter: 11	# Children in Care On Last Day: 6
	Avg Performance All CCIs (%)	Provider Performance (%)*	Possible Points (Weight)	Provider Points Earned
<b>OPM Monitoring Reviews</b>				
Annual Comprehensive Reviews	87%	89%	25	22.37
Safety Reviews	94%	98%	15	14.76
<b>Monitoring Sub-Total</b>			<b>40</b>	<b>37.12</b>
<b>CCI Safety Outcomes</b>				
Incidence of Maltreatment	0.05%	No Substantiated Reports	10	10.00
Staff Training/Foundations	95%	100%	5	5.00
Staff Safety Checks	95%	100%	5	5.00
<b>Safety Sub-Total</b>			<b>20</b>	<b>20.00</b>
<b>CCI Permanency Outcomes</b>				
Placement Stability	90%	100%	15	15.00
<b>Permanency Sub-Total</b>			<b>15</b>	<b>15.00</b>
<b>CCI Well-Being Outcomes</b>				
EPSDT Medical Visits	94%	100%	9.1	9.08
EPSDT Dental Visits	90%	100%	9.1	9.08
Academic Supports	79%	85%	6.8	5.79
Provider ECEM Visits	93%	Not Eligible	N/A	
Provider General Contacts	93%	Not Eligible	N/A	
Placements with Siblings	38%	0%	Not Scored	Not Scored
Placements within Legal County	16%	33%	Not Scored	Not Scored
<b>Well-Being Sub-Total</b>			<b>25</b>	<b>23.95</b>
*Performance calculation descriptions can be found in the FY 2018 RBWO PBP Measurements and Standards Guide.				

Monitoring & Outcomes: Possible Points = 100		Points Earned = 96.07	
<b>Score Before Incentives Credit</b>		<b>96.07%</b>	
<b>Incentives Awarded</b>		<b>10.00 pts</b>	
<b>PBP Verification</b>		<b>N/A pts</b>	
<b>Total Score</b>		<b>106.07%</b>	



DHS, DFCS, Office of Provider Management  
**Performance-Based Placement Measures**  
**RBWO Provider GA+SCORECARD - CCI**  
Report Quarter: Q3 FY2018



**Provider/Program Name: CHRIS 180 Inc. - Stephenson (605) - CCI**

Program Census Information:		# Children in Care During Quarter: 10	# Placements During Quarter: 11	# Children in Care On Last Day: 6
CCI Incentive Credits	Avg Performance All CCIs (Points)	Provider Performance (%)*	Possible Points (Weight)	Provider Points Earned
Early EPSDT Medical Visits		100%	2	2.00
Early EPSDT Dental Visits		100%	2	2.00
Permanency Contacts		0%	5	0.00
Additional Academic Supports		0%	2	0.00
Active Agency Accreditation		50%	4	2.00
Staff Clinical Licensure		20%	5	1.00
Behavior Management (threshold = 0)		100%	4	4.00
<b>Incentives Total</b>	<b>7.65</b>		<b>24</b>	<b>11.00</b>
Maximum total combined incentive credit allowed is 10 points.			<b>Incentives Awarded</b>	<b>10.00</b>

\*Performance calculation descriptions can be found in the FY 2018 RBWO PBP Measurements and Standards Guide.

**Child Protective Services Investigations and Dispositions**

The following investigations data, which is not used for scoring but is considered significant to a provider's performance, is from Georgia SHINES and is not considered final or complete until the end of the fiscal year.

Total Reports:	0	
Number Screened In:	0	
Number Screened Out:	0	
Number Substantiated:	0	
Number Unsubstantiated:	0	
Number Active CPS Investigations:	0	



**DHS, DFCS, Office of Provider Management**  
**Performance-Based Placement Measures**  
**RBWO Provider GA+SCORECARD - CCI**  
**Report Quarter: Q3 FY2018**



**Provider/Program Name: Christian City Home for Children - (585) - CCI**

7345 Red Oak Rd., Union City, GA 30291

Phone: 770-964-3309

Vendor ID# 35284

**Quarterly Scores (Grades)**

**Q1: 105.50 (A+)**

**Q2: 108.40 (A+)**

**Q3: 107.96 (A+)**

**Q4: N/A**

**Current Quarter Score (Grade)**

**107.96%**

**(A+)**

Program Census Information:

# Children in Care During Quarter: 21

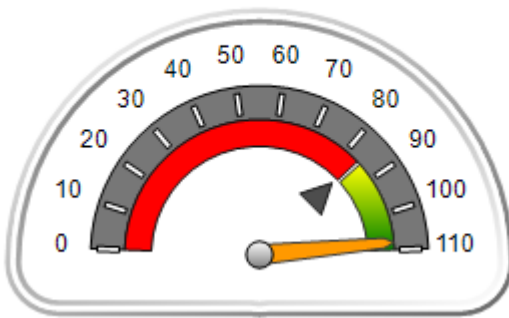
# Placements During Quarter: 21

# Children in Care On Last Day: 17

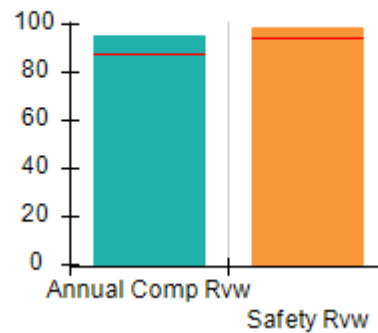
**Quarterly Provider Comparisons to All CCIs**

▼ — indicates average for all CCIs

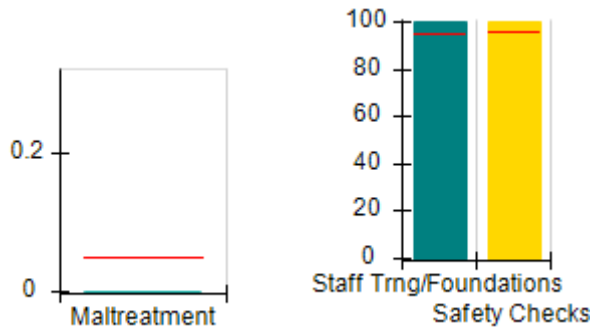
**Overall Score (%)**



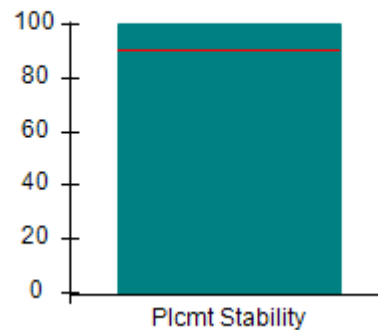
**OPM Monitoring Reviews (%)**



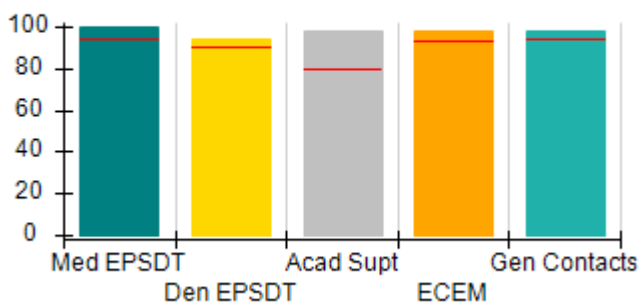
**Safety Outcomes (%)**



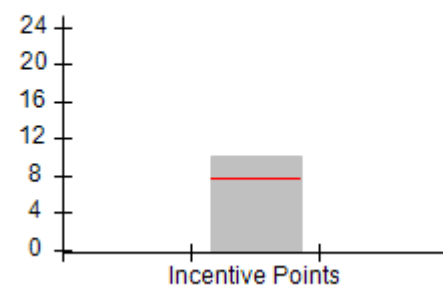
**Permanency Outcomes (%)**



**Well-Being Outcomes (%)**



**Incentives Earned (Points)**





DHS, DFCS, Office of Provider Management  
**Performance-Based Placement Measures**  
**RBWO Provider GA+SCORECARD - CCI**  
**Report Quarter: Q3 FY2018**



Provider/Program Name: Christian City Home for Children - (585) - CCI				
<b>7345 Red Oak Rd., Union City, GA 30291</b> <b>Phone: 770-964-3309</b> <b>Vendor ID# 35284</b>		Quarterly Scores (Grades)		Current Quarter Score (Grade)
		Q1: 105.50 (A+)	Q2: 108.40 (A+)	<b>107.96%</b> <b>(A+)</b>
		Q3: 107.96 (A+)	Q4: N/A	
Program Census Information:		# Children in Care During Quarter: 21	# Placements During Quarter: 21	# Children in Care On Last Day: 17
	Avg Performance All CCIs (%)	Provider Performance (%)*	Possible Points (Weight)	Provider Points Earned
<b>OPM Monitoring Reviews</b>				
Annual Comprehensive Reviews	87%	95%	25	23.81
Safety Reviews	94%	98%	15	14.72
<b>Monitoring Sub-Total</b>			<b>40</b>	<b>38.54</b>
<b>CCI Safety Outcomes</b>				
Incidence of Maltreatment	0.05%	No Substantiated Reports	10	10.00
Staff Training/Foundations	95%	100%	5	5.00
Staff Safety Checks	95%	100%	5	5.00
<b>Safety Sub-Total</b>			<b>20</b>	<b>20.00</b>
<b>CCI Permanency Outcomes</b>				
Placement Stability	90%	100%	15	15.00
<b>Permanency Sub-Total</b>			<b>15</b>	<b>15.00</b>
<b>CCI Well-Being Outcomes</b>				
EPSDT Medical Visits	94%	100%	4	4.00
EPSDT Dental Visits	90%	94%	4	3.76
Academic Supports	79%	98%	3	2.94
Provider ECEM Visits	93%	98%	7	6.86
Provider General Contacts	93%	98%	7	6.86
Placements with Siblings	38%	46%	Not Scored	Not Scored
Placements within Legal County	16%	0%	Not Scored	Not Scored
<b>Well-Being Sub-Total</b>			<b>25</b>	<b>24.42</b>
*Performance calculation descriptions can be found in the FY 2018 RBWO PBP Measurements and Standards Guide.				

Monitoring & Outcomes: Possible Points = 100		Points Earned = 97.96	
Score Before Incentives Credit		97.96%	
Incentives Awarded		10.00 pts	
PBP Verification		N/A pts	
Total Score		107.96%	



DHS, DFCS, Office of Provider Management  
**Performance-Based Placement Measures**  
**RBWO Provider GA+SCORECARD - CCI**  
Report Quarter: Q3 FY2018



**Provider/Program Name: Christian City Home for Children - (585) - CCI**

Program Census Information:		# Children in Care During Quarter: 21	# Placements During Quarter: 21	# Children in Care On Last Day: 17
CCI Incentive Credits	Avg Performance All CCIs (Points)	Provider Performance (%)*	Possible Points (Weight)	Provider Points Earned
Early EPSDT Medical Visits		100%	2	2.00
Early EPSDT Dental Visits		67%	2	1.34
Permanency Contacts		None Planned	5	
Additional Academic Supports		60%	2	1.20
Active Agency Accreditation		0%	4	0.00
Staff Clinical Licensure		30%	5	1.50
Behavior Management (threshold = 0)		100%	4	4.00
<b>Incentives Total</b>	<b>7.65</b>		<b>24</b>	<b>10.04</b>
Maximum total combined incentive credit allowed is 10 points.			<b>Incentives Awarded</b>	<b>10.00</b>

\*Performance calculation descriptions can be found in the FY 2018 RBWO PBP Measurements and Standards Guide.

**Child Protective Services Investigations and Dispositions**

The following investigations data, which is not used for scoring but is considered significant to a provider's performance, is from Georgia SHINES and is not considered final or complete until the end of the fiscal year.

Total Reports:	0	
Number Screened In:	0	
Number Screened Out:	0	
Number Substantiated:	0	
Number Unsubstantiated:	0	
Number Active CPS Investigations:	0	



DHS, DFCS, Office of Provider Management  
**Performance-Based Placement Measures**  
**RBWO Provider GA+SCORECARD - CCI**  
 Report Quarter: Q3 FY2018



**Provider/Program Name: Community Growth Children's Academy - (5169) - CCI**

344 Roberts Road, Barnesville, GA 30204

Phone: 770-584-6276

Vendor ID# 116932

Quarterly Scores (Grades)

Q1: 86.80 (B)

Q2: 87.89 (B+)

Q3: 89.66 (B+)

Q4: N/A

Current Quarter Score (Grade)

89.66%

(B+)

Program Census Information:

# Children in Care During Quarter: 8

# Placements During Quarter: 9

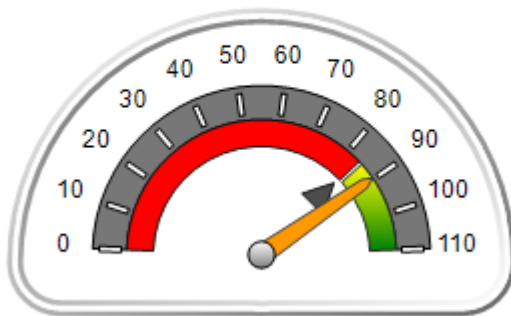
# Children in Care On Last Day: 5

**Quarterly Provider Comparisons to All CCIs**

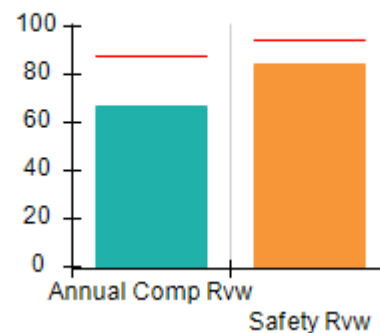


indicates average for all CCIs

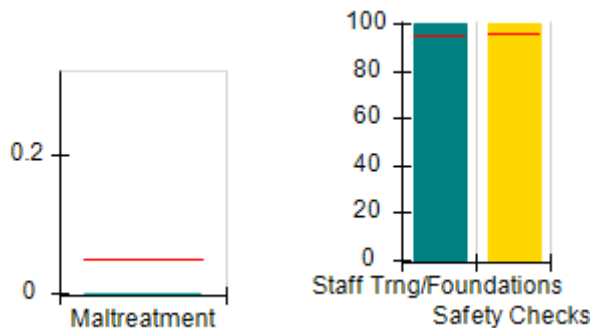
Overall Score (%)



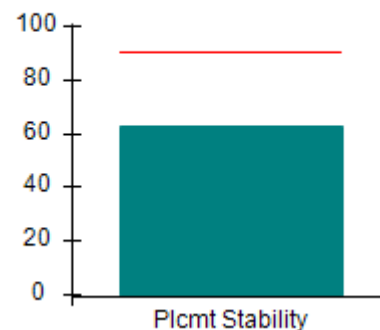
OPM Monitoring Reviews (%)



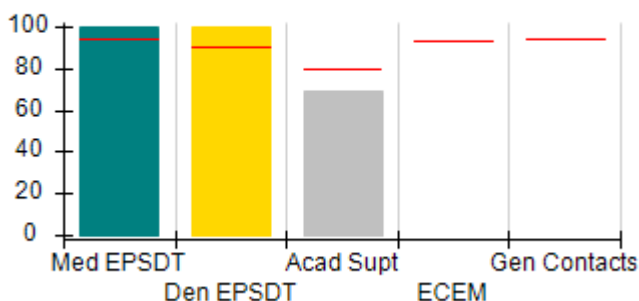
Safety Outcomes (%)



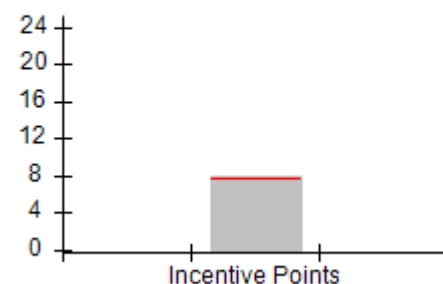
Permanency Outcomes (%)



Well-Being Outcomes (%)



Incentives Earned (Points)





DHS, DFCS, Office of Provider Management  
**Performance-Based Placement Measures**  
**RBWO Provider GA+SCORECARD - CCI**  
 Report Quarter: Q3 FY2018



<b>Provider/Program Name: Community Growth Children's Academy - (5169) - CCI</b>				
344 Roberts Road, Barnesville, GA 30204		Quarterly Scores (Grades)		Current Quarter Score (Grade)
Phone: 770-584-6276		Q1: 86.80 (B)	Q2: 87.89 (B+)	<b>89.66%</b> <b>(B+)</b>
Vendor ID# 116932		Q3: 89.66 (B+)	Q4: N/A	
Program Census Information:		# Children in Care During Quarter: 8	# Placements During Quarter: 9	# Children in Care On Last Day: 5
	Avg Performance All CCIs (%)	Provider Performance (%)*	Possible Points (Weight)	Provider Points Earned
<b>OPM Monitoring Reviews</b>				
Annual Comprehensive Reviews	87%	67%	25	16.68
Safety Reviews	94%	85%	15	12.68
<b>Monitoring Sub-Total</b>			<b>40</b>	<b>29.36</b>
<b>CCI Safety Outcomes</b>				
Incidence of Maltreatment	0.05%	No Substantiated Reports	10	10.00
Staff Training/Foundations	95%	100%	5	5.00
Staff Safety Checks	95%	100%	5	5.00
<b>Safety Sub-Total</b>			<b>20</b>	<b>20.00</b>
<b>CCI Permanency Outcomes</b>				
Placement Stability	90%	63%	15	9.45
<b>Permanency Sub-Total</b>			<b>15</b>	<b>9.45</b>
<b>CCI Well-Being Outcomes</b>				
EPSDT Medical Visits	94%	100%	9.1	9.08
EPSDT Dental Visits	90%	100%	9.1	9.08
Academic Supports	79%	69%	6.8	4.70
Provider ECEM Visits	93%	Not Eligible	N/A	
Provider General Contacts	93%	Not Eligible	N/A	
Placements with Siblings	38%	0%	Not Scored	Not Scored
Placements within Legal County	16%	0%	Not Scored	Not Scored
<b>Well-Being Sub-Total</b>			<b>25</b>	<b>22.86</b>
*Performance calculation descriptions can be found in the FY 2018 RBWO PBP Measurements and Standards Guide.				

<b>Monitoring &amp; Outcomes: Possible Points = 100</b>		<b>Points Earned = 81.66</b>	
<b>Score Before Incentives Credit</b>			<b>81.66%</b>
<b>Incentives Awarded</b>			<b>8.00 pts</b>
<b>PBP Verification</b>			<b>N/A pts</b>
<b>Total Score</b>			<b>89.66%</b>





DHS, DFCS, Office of Provider Management  
**Performance-Based Placement Measures**  
**RBWO Provider GA+SCORECARD - CCI**  
Report Quarter: Q3 FY2018



**Provider/Program Name: Community Growth Children's Academy - (5169) - CCI**

Program Census Information:		# Children in Care During Quarter: 8	# Placements During Quarter: 9	# Children in Care On Last Day: 5
CCI Incentive Credits	Avg Performance All CCIs (Points)	Provider Performance (%)*	Possible Points (Weight)	Provider Points Earned
Early EPSDT Medical Visits		100%	2	2.00
Early EPSDT Dental Visits		80%	2	1.60
Permanency Contacts		None Planned	5	
Additional Academic Supports		20%	2	0.40
Active Agency Accreditation		0%	4	0.00
Staff Clinical Licensure		0%	5	0.00
Behavior Management (threshold = 0)		100%	4	4.00
<b>Incentives Total</b>	<b>7.65</b>		<b>24</b>	<b>8.00</b>
Maximum total combined incentive credit allowed is 10 points.			<b>Incentives Awarded</b>	<b>8.00</b>

\*Performance calculation descriptions can be found in the FY 2018 RBWO PBP Measurements and Standards Guide.

**Child Protective Services Investigations and Dispositions**

The following investigations data, which is not used for scoring but is considered significant to a provider's performance, is from Georgia SHINES and is not considered final or complete until the end of the fiscal year.

Total Reports:	0	
Number Screened In:	0	
Number Screened Out:	0	
Number Substantiated:	0	
Number Unsubstantiated:	0	
Number Active CPS Investigations:	0	



DHS, DFCS, Office of Provider Management  
**Performance-Based Placement Measures**  
**RBWO Provider GA+SCORECARD - CCI**  
Report Quarter: Q3 FY2018



**Provider/Program Name: Deloach Group Home - (619) - CCI**

282 Anchor Rd., Ludowici, GA 31316

Phone: 912-545-9458

Vendor ID# 35304

**Quarterly Scores (Grades)**

Q1: 104.24 (A+)

Q2: 104.55 (A+)

Q3: 104.37 (A+)

Q4: N/A

**Current Quarter Score (Grade)**

**104.37%**

**(A+)**

Program Census Information:

# Children in Care During  
Quarter: 22

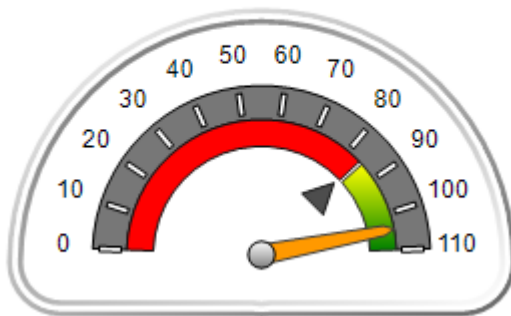
# Placements During  
Quarter: 22

# Children in Care On Last  
Day: 16

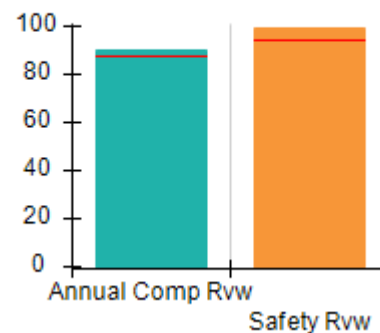
**Quarterly Provider Comparisons to All CCIs**

▼ — indicates average for all CCIs

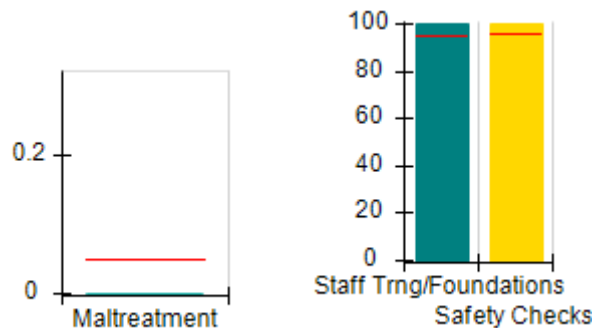
**Overall Score (%)**



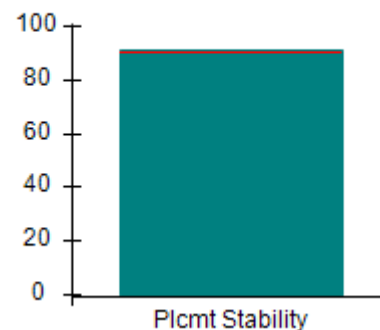
**OPM Monitoring Reviews (%)**



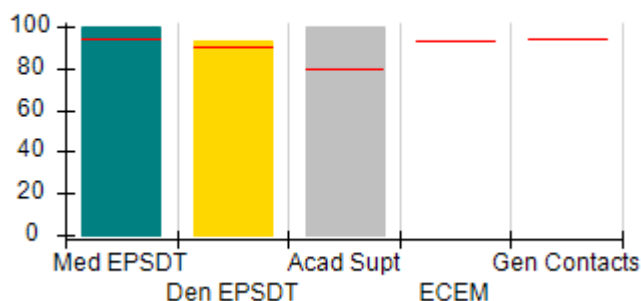
**Safety Outcomes (%)**



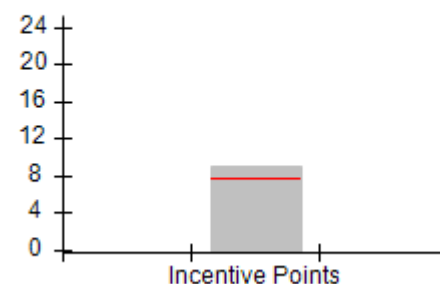
**Permanency Outcomes (%)**



**Well-Being Outcomes (%)**



**Incentives Earned (Points)**





DHS, DFCS, Office of Provider Management  
**Performance-Based Placement Measures**  
**RBWO Provider GA+SCORECARD - CCI**  
 Report Quarter: Q3 FY2018



Provider/Program Name: Deloach Group Home - (619) - CCI				
282 Anchor Rd., Ludowici, GA 31316 Phone: 912-545-9458 Vendor ID# 35304		Quarterly Scores (Grades)		Current Quarter Score (Grade)
		Q1: 104.24 (A+)	Q2: 104.55 (A+)	<b>104.37%</b> <b>(A+)</b>
		Q3: 104.37 (A+)	Q4: N/A	
Program Census Information:		# Children in Care During Quarter: 22	# Placements During Quarter: 22	# Children in Care On Last Day: 16
	Avg Performance All CCIs (%)	Provider Performance (%)*	Possible Points (Weight)	Provider Points Earned
<b>OPM Monitoring Reviews</b>				
Annual Comprehensive Reviews	87%	90%	25	22.58
Safety Reviews	94%	99%	15	14.90
<b>Monitoring Sub-Total</b>			<b>40</b>	<b>37.47</b>
<b>CCI Safety Outcomes</b>				
Incidence of Maltreatment	0.05%	No Substantiated Reports	10	10.00
Staff Training/Foundations	95%	100%	5	5.00
Staff Safety Checks	95%	100%	5	5.00
<b>Safety Sub-Total</b>			<b>20</b>	<b>20.00</b>
<b>CCI Permanency Outcomes</b>				
Placement Stability	90%	91%	15	13.65
<b>Permanency Sub-Total</b>			<b>15</b>	<b>13.65</b>
<b>CCI Well-Being Outcomes</b>				
EPSDT Medical Visits	94%	100%	9.1	9.08
EPSDT Dental Visits	90%	93%	9.1	8.44
Academic Supports	79%	100%	6.8	6.81
Provider ECEM Visits	93%	Not Eligible	N/A	
Provider General Contacts	93%	Not Eligible	N/A	
Placements with Siblings	38%	0%	Not Scored	Not Scored
Placements within Legal County	16%	0%	Not Scored	Not Scored
<b>Well-Being Sub-Total</b>			<b>25</b>	<b>24.33</b>
*Performance calculation descriptions can be found in the FY 2018 RBWO PBP Measurements and Standards Guide.				

Monitoring & Outcomes: Possible Points = 100		Points Earned = 95.46	
Score Before Incentives Credit		95.46%	
Incentives Awarded		8.91 pts	
PBP Verification		N/A pts	
Total Score		104.37%	



DHS, DFCS, Office of Provider Management  
**Performance-Based Placement Measures**  
**RBWO Provider GA+SCORECARD - CCI**  
Report Quarter: Q3 FY2018



**Provider/Program Name: Deloach Group Home - (619) - CCI**

Program Census Information:		# Children in Care During Quarter: 22	# Placements During Quarter: 22	# Children in Care On Last Day: 16
CCI Incentive Credits	Avg Performance All CCIs (Points)	Provider Performance (%)*	Possible Points (Weight)	Provider Points Earned
Early EPSDT Medical Visits		Not Eligible	2	
Early EPSDT Dental Visits		83%	2	1.66
Permanency Contacts		39%	5	1.95
Additional Academic Supports		65%	2	1.30
Active Agency Accreditation		0%	4	0.00
Staff Clinical Licensure		0%	5	0.00
Behavior Management (threshold = 0)		100%	4	4.00
<b>Incentives Total</b>	<b>7.65</b>		<b>24</b>	<b>8.91</b>
Maximum total combined incentive credit allowed is 10 points.			<b>Incentives Awarded</b>	<b>8.91</b>

\*Performance calculation descriptions can be found in the FY 2018 RBWO PBP Measurements and Standards Guide.

**Child Protective Services Investigations and Dispositions**

The following investigations data, which is not used for scoring but is considered significant to a provider's performance, is from Georgia SHINES and is not considered final or complete until the end of the fiscal year.

Total Reports:	0	
Number Screened In:	0	
Number Screened Out:	0	
Number Substantiated:	0	
Number Unsubstantiated:	0	
Number Active CPS Investigations:	0	



DHS, DFCS, Office of Provider Management

## Performance-Based Placement Measures

### RBWO Provider GA+SCORECARD - CCI

Report Quarter: Q3 FY2018



**Provider/Program Name: Devereux GA Treatment Network - MAAC Plus (5134) - CCI**

1291 Stanley Road, Kennesaw, GA 30512

Phone: 7707382644

Vendor ID# 114150

Quarterly Scores (Grades)

Q1: 99.99 (A+)

Q2: 102.08 (A+)

Q3: 104.16 (A+)

Q4: N/A

Current Quarter Score (Grade)

104.16%

(A+)

Program Census Information:

# Children in Care During Quarter: 29

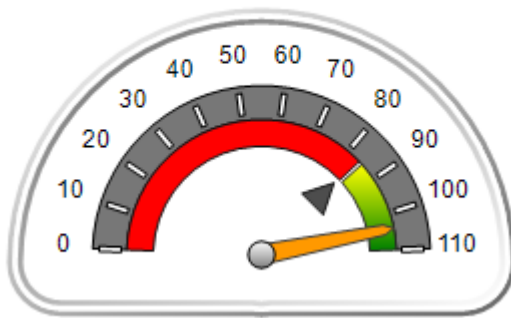
# Placements During Quarter: 29

# Children in Care On Last Day: 18

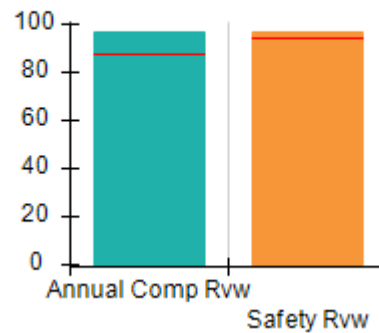
### Quarterly Provider Comparisons to All CCIs

▼ indicates average for all CCIs

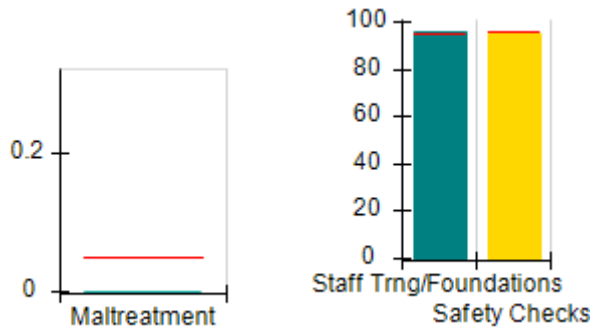
Overall Score (%)



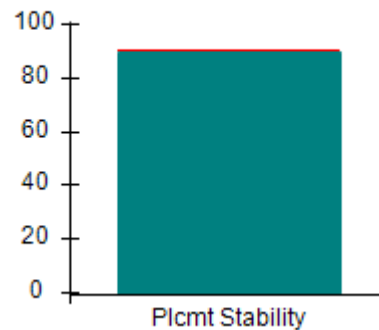
OPM Monitoring Reviews (%)



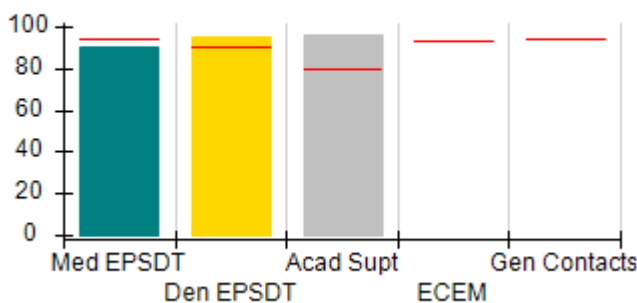
Safety Outcomes (%)



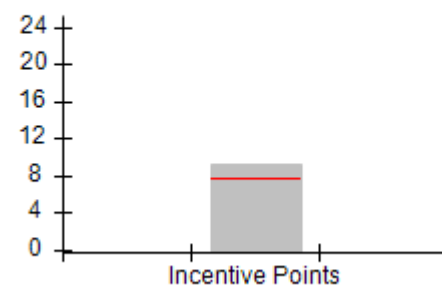
Permanency Outcomes (%)



Well-Being Outcomes (%)



Incentives Earned (Points)





DHS, DFCS, Office of Provider Management  
**Performance-Based Placement Measures**  
**RBWO Provider GA+SCORECARD - CCI**  
**Report Quarter: Q3 FY2018**



Provider/Program Name: Devereux GA Treatment Network - MAAC Plus (5134) - CCI				
<b>1291 Stanley Road, Kennesaw, GA 30512</b>  <b>Phone: 7707382644</b>  <b>Vendor ID# 114150</b>		Quarterly Scores (Grades)		Current Quarter Score (Grade)
		Q1: 99.99 (A+)	Q2: 102.08 (A+)	<b>104.16%</b> <b>(A+)</b>
		Q3: 104.16 (A+)	Q4: N/A	
Program Census Information:		# Children in Care During Quarter: 29	# Placements During Quarter: 29	# Children in Care On Last Day: 18
	Avg Performance All CCIs (%)	Provider Performance (%)*	Possible Points (Weight)	Provider Points Earned
<b>OPM Monitoring Reviews</b>				
Annual Comprehensive Reviews	87%	97%	25	24.17
Safety Reviews	94%	97%	15	14.49
<b>Monitoring Sub-Total</b>			<b>40</b>	<b>38.66</b>
<b>CCI Safety Outcomes</b>				
Incidence of Maltreatment	0.05%	No Substantiated Reports	10	10.00
Staff Training/Foundations	95%	96%	5	4.80
Staff Safety Checks	95%	95%	5	4.75
<b>Safety Sub-Total</b>			<b>20</b>	<b>19.55</b>
<b>CCI Permanency Outcomes</b>				
Placement Stability	90%	90%	15	13.50
<b>Permanency Sub-Total</b>			<b>15</b>	<b>13.50</b>
<b>CCI Well-Being Outcomes</b>				
EPSDT Medical Visits	94%	90%	9.1	8.17
EPSDT Dental Visits	90%	95%	9.1	8.63
Academic Supports	79%	96%	6.8	6.54
Provider ECEM Visits	93%	Not Eligible	N/A	
Provider General Contacts	93%	Not Eligible	N/A	
Placements with Siblings	38%	0%	Not Scored	Not Scored
Placements within Legal County	16%	0%	Not Scored	Not Scored
<b>Well-Being Sub-Total</b>			<b>25</b>	<b>23.34</b>
*Performance calculation descriptions can be found in the FY 2018 RBWO PBP Measurements and Standards Guide.				

Monitoring & Outcomes: Possible Points = 100		Points Earned = 95.04	
<b>Score Before Incentives Credit</b>		<b>95.04%</b>	
<b>Incentives Awarded</b>		<b>9.12 pts</b>	
<b>PBP Verification</b>		<b>N/A pts</b>	
<b>Total Score</b>		<b>104.16%</b>	



DHS, DFCS, Office of Provider Management  
**Performance-Based Placement Measures**  
**RBWO Provider GA+SCORECARD - CCI**  
Report Quarter: Q3 FY2018



**Provider/Program Name: Devereux GA Treatment Network - MAAC Plus (5134) - CCI**

Program Census Information:		# Children in Care During Quarter: 29	# Placements During Quarter: 29	# Children in Care On Last Day: 18
CCI Incentive Credits	Avg Performance All CCIs (Points)	Provider Performance (%)*	Possible Points (Weight)	Provider Points Earned
Early EPSDT Medical Visits		67%	2	1.34
Early EPSDT Dental Visits		89%	2	1.78
Permanency Contacts		0%	5	0.00
Additional Academic Supports		0%	2	0.00
Active Agency Accreditation		50%	4	2.00
Staff Clinical Licensure		0%	5	0.00
Behavior Management (threshold = 0)		100%	4	4.00
<b>Incentives Total</b>	<b>7.65</b>		<b>24</b>	<b>9.12</b>
Maximum total combined incentive credit allowed is 10 points.			<b>Incentives Awarded</b>	<b>9.12</b>

\*Performance calculation descriptions can be found in the FY 2018 RBWO PBP Measurements and Standards Guide.

**Child Protective Services Investigations and Dispositions**

The following investigations data, which is not used for scoring but is considered significant to a provider's performance, is from Georgia SHINES and is not considered final or complete until the end of the fiscal year.

Total Reports:	0	
Number Screened In:	0	
Number Screened Out:	0	
Number Substantiated:	0	
Number Unsubstantiated:	0	
Number Active CPS Investigations:	0	



DHS, DFCS, Office of Provider Management

## Performance-Based Placement Measures

### RBWO Provider GA+SCORECARD - CCI



Report Quarter: Q3 FY2018

**Provider/Program Name: Dr. Xavier Moore Home for Boys, LLC - (formerly Family Community Care Centers) (634) - CCI**

280 Tomer Rd., Perry, GA 31069

Phone: 478-987-0290

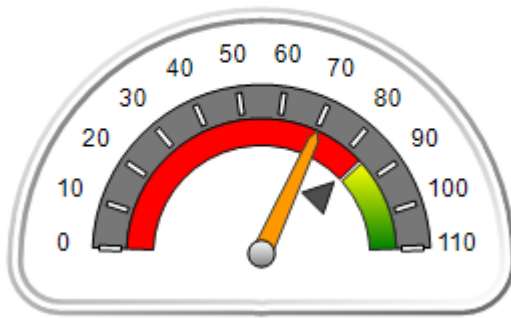
Vendor ID# 80909

	Quarterly Scores (Grades)		Current Quarter Score (Grade)
	Q1: 86.28 (B)	Q2: 85.79 (B)	70.36%
	Q3: 70.36 (C-)	Q4: N/A	(C-)
Program Census Information:	# Children in Care During Quarter: 5	# Placements During Quarter: 5	# Children in Care On Last Day: 2

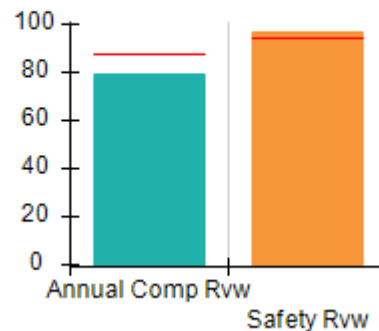
### Quarterly Provider Comparisons to All CCIs

▼ indicates average for all CCIs

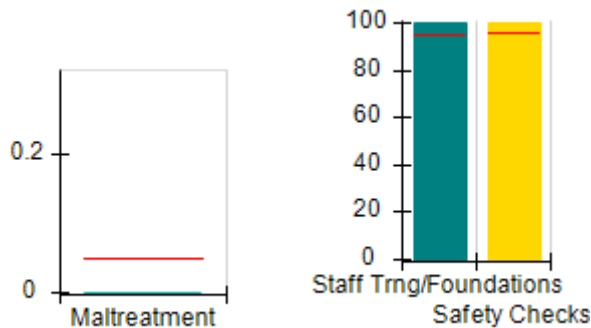
Overall Score (%)



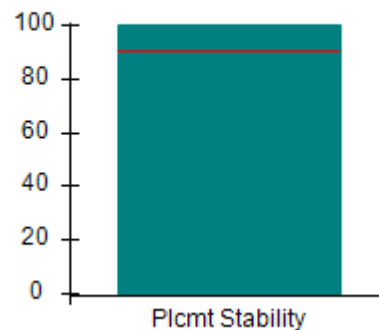
OPM Monitoring Reviews (%)



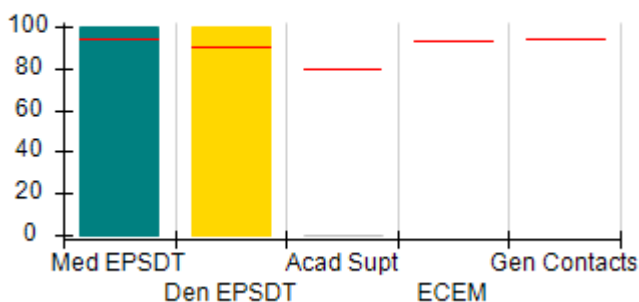
Safety Outcomes (%)



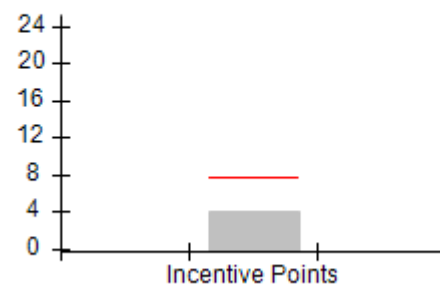
Permanency Outcomes (%)



Well-Being Outcomes (%)



Incentives Earned (Points)







# Performance-Based Placement Measures

## RBWO Provider GA+SCORECARD - CCI

Report Quarter: Q3 FY2018

Provider/Program Name: Dr. Xavier Moore Home for Boys, LLC - (formerly Family Community Care Centers) (634) - CCI				
280 Tomer Rd., Perry, GA 31069		Quarterly Scores (Grades)		Current Quarter Score (Grade)
Phone: 478-987-0290		Q1: 86.28 (B)	Q2: 85.79 (B)	70.36% (C-)
Vendor ID# 80909		Q3: 70.36 (C-)	Q4: N/A	
Program Census Information:		# Children in Care During Quarter: 5	# Placements During Quarter: 5	# Children in Care On Last Day: 2
	Avg Performance All CCIs (%)	Provider Performance (%)*	Possible Points (Weight)	Provider Points Earned
<b>OPM Monitoring Reviews</b>				
Annual Comprehensive Reviews	87%	79%	25	19.78
Safety Reviews	94%	97%	15	14.52
<b>Monitoring Sub-Total</b>			<b>40</b>	<b>34.29</b>
<b>CCI Safety Outcomes</b>				
Incidence of Maltreatment	0.05%	No Substantiated Reports	10	10.00
Staff Training/Foundations	95%	100%	5	5.00
Staff Safety Checks	95%	100%	5	5.00
<b>Safety Sub-Total</b>			<b>20</b>	<b>20.00</b>
<b>CCI Permanency Outcomes</b>				
Placement Stability	90%	100%	15	15.00
<b>Permanency Sub-Total</b>			<b>15</b>	<b>15.00</b>
<b>CCI Well-Being Outcomes</b>				
EPSDT Medical Visits	94%	100%	9.1	9.08
EPSDT Dental Visits	90%	100%	9.1	9.08
Academic Supports	79%	0%	6.8	0.00
Provider ECEM Visits	93%	Not Eligible	N/A	
Provider General Contacts	93%	Not Eligible	N/A	
Placements with Siblings	38%	Not Eligible	Not Scored	Not Scored
Placements within Legal County	16%	0%	Not Scored	Not Scored
<b>Well-Being Sub-Total</b>			<b>25</b>	<b>18.16</b>

\*Performance calculation descriptions can be found in the FY 2018 RBWO PBP Measurements and Standards Guide.

Monitoring & Outcomes: Possible Points = 100		Points Earned = 87.45	
Score Before Incentives Credit			87.45%
Incentives Awarded			4.00 pts
PBP Verification			-21.09 pts
Total Score			70.36%



DHS, DFCS, Office of Provider Management  
**Performance-Based Placement Measures**  
**RBWO Provider GA+SCORECARD - CCI**



Report Quarter: Q3 FY2018

**Provider/Program Name: Dr. Xavier Moore Home for Boys, LLC - (formerly Family Community Care Centers) (634) - CCI**

Program Census Information:		# Children in Care During Quarter: 5	# Placements During Quarter: 5	# Children in Care On Last Day: 2
CCI Incentive Credits	Avg Performance All CCIs (Points)	Provider Performance (%)*	Possible Points (Weight)	Provider Points Earned
Early EPSDT Medical Visits		Not Eligible	2	
Early EPSDT Dental Visits		Not Eligible	2	
Permanency Contacts		0%	5	0.00
Additional Academic Supports		0%	2	0.00
Active Agency Accreditation		0%	4	0.00
Staff Clinical Licensure		0%	5	0.00
Behavior Management (threshold = 0)		100%	4	4.00
<b>Incentives Total</b>	<b>7.65</b>		<b>24</b>	<b>4.00</b>
Maximum total combined incentive credit allowed is 10 points.			<b>Incentives Awarded</b>	<b>4.00</b>

\*Performance calculation descriptions can be found in the FY 2018 RBWO PBP Measurements and Standards Guide.

**Child Protective Services Investigations and Dispositions**

The following investigations data, which is not used for scoring but is considered significant to a provider's performance, is from Georgia SHINES and is not considered final or complete until the end of the fiscal year.

Total Reports:	0
Number Screened In:	0
Number Screened Out:	0
Number Substantiated:	0
Number Unsubstantiated:	0
Number Active CPS Investigations:	0



DHS, DFCS, Office of Provider Management  
**Performance-Based Placement Measures**  
**RBWO Provider GA+SCORECARD - CCI**  
Report Quarter: Q3 FY2018



**Provider/Program Name: Elite Residential Care Home, LLC - (5327) - CCI**

25 Patch Dr., Columbus, GA 31903

Phone: 706-221-2970

Vendor ID# 155008

**Quarterly Scores (Grades)**

Q1: (N/A)

Q2: 99.67 (A+)

Q3: 107.96 (A+)

Q4: N/A

**Current Quarter Score (Grade)**

**107.96%**

**(A+)**

Program Census Information:

# Children in Care During  
Quarter: 10

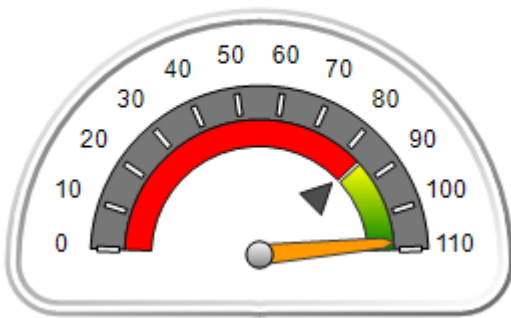
# Placements During  
Quarter: 10

# Children in Care On Last  
Day: 5

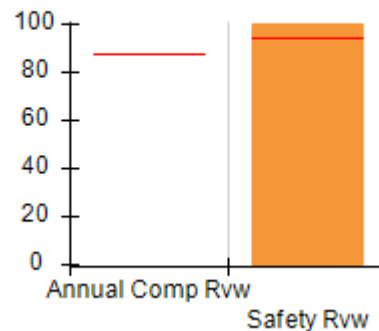
**Quarterly Provider Comparisons to All CCIs**

▼ indicates average for all CCIs

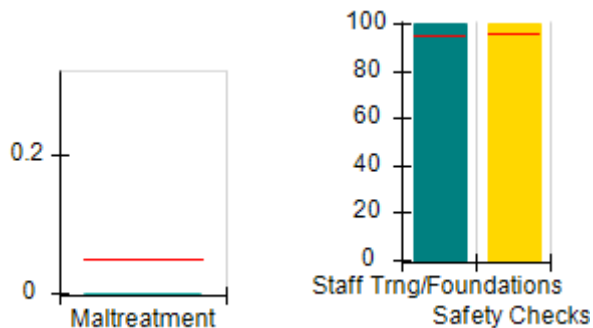
**Overall Score (%)**



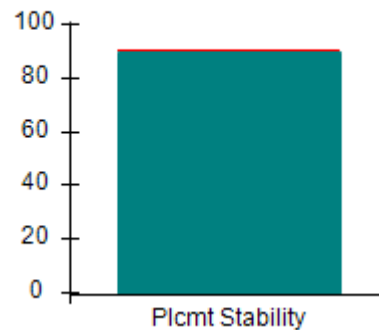
**OPM Monitoring Reviews (%)**



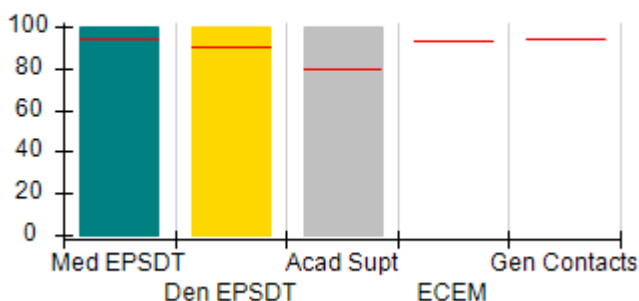
**Safety Outcomes (%)**



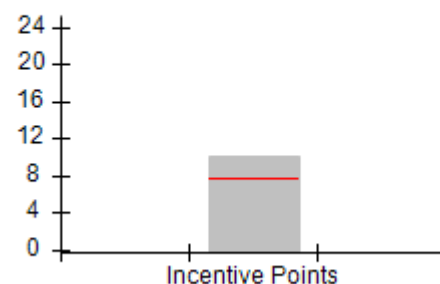
**Permanency Outcomes (%)**



**Well-Being Outcomes (%)**



**Incentives Earned (Points)**





DHS, DFCS, Office of Provider Management  
**Performance-Based Placement Measures**  
**RBWO Provider GA+SCORECARD - CCI**  
**Report Quarter: Q3 FY2018**



**Provider/Program Name: Elite Residential Care Home, LLC - (5327) - CCI**

<b>25 Patch Dr., Columbus, GA 31903</b>  <b>Phone: 706-221-2970</b>  <b>Vendor ID# 155008</b>	<b>Quarterly Scores (Grades)</b>		<b>Current Quarter Score (Grade)</b>
	<b>Q1: (N/A)</b>	<b>Q2: 99.67 (A+)</b>	<b>107.96%</b> <b>(A+)</b>
	<b>Q3: 107.96 (A+)</b>	<b>Q4: N/A</b>	

Program Census Information:	# Children in Care During Quarter: 10	# Placements During Quarter: 10	# Children in Care On Last Day: 5
-----------------------------	---------------------------------------	---------------------------------	-----------------------------------

	<b>Avg Performance All CCIs (%)</b>	<b>Provider Performance (%)*</b>	<b>Possible Points (Weight)</b>	<b>Provider Points Earned</b>
--	-------------------------------------	----------------------------------	---------------------------------	-------------------------------

**OPM Monitoring Reviews**

Annual Comprehensive Reviews	87%	Not Yet Conducted		
Safety Reviews	94%	100%	15	15.00
<b>Monitoring Sub-Total</b>			<b>15</b>	<b>15.00</b>

**CCI Safety Outcomes**

Incidence of Maltreatment	0.05%	No Substantiated Reports	10	10.00
Staff Training/Foundations	95%	100%	5	5.00
Staff Safety Checks	95%	100%	5	5.00
<b>Safety Sub-Total</b>			<b>20</b>	<b>20.00</b>

**CCI Permanency Outcomes**

Placement Stability	90%	90%	15	13.50
<b>Permanency Sub-Total</b>			<b>15</b>	<b>13.50</b>

**CCI Well-Being Outcomes**

EPSDT Medical Visits	94%	100%	9.1	9.08
EPSDT Dental Visits	90%	100%	9.1	9.08
Academic Supports	79%	100%	6.8	6.81
Provider ECEM Visits	93%	Not Eligible	N/A	
Provider General Contacts	93%	Not Eligible	N/A	
Placements with Siblings	38%	0%	Not Scored	Not Scored
Placements within Legal County	16%	0%	Not Scored	Not Scored
<b>Well-Being Sub-Total</b>			<b>25</b>	<b>24.97</b>

\*Performance calculation descriptions can be found in the FY 2018 RBWO PBP Measurements and Standards Guide.

<b>Monitoring &amp; Outcomes: Possible Points = 75</b>	<b>Points Earned = 73.47</b>
<b>Score Before Incentives Credit</b>	<b>97.96%</b>
<b>Incentives Awarded</b>	<b>10.00 pts</b>
<b>PBP Verification</b>	<b>N/A pts</b>
<b>Total Score</b>	<b>107.96%</b>



DHS, DFCS, Office of Provider Management  
**Performance-Based Placement Measures**  
**RBWO Provider GA+SCORECARD - CCI**  
Report Quarter: Q3 FY2018



**Provider/Program Name: Elite Residential Care Home, LLC - (5327) - CCI**

Program Census Information:		# Children in Care During Quarter: 10	# Placements During Quarter: 10	# Children in Care On Last Day: 5
CCI Incentive Credits	Avg Performance All CCIs (Points)	Provider Performance (%)*	Possible Points (Weight)	Provider Points Earned
Early EPSDT Medical Visits		100%	2	2.00
Early EPSDT Dental Visits		100%	2	2.00
Permanency Contacts		None Planned	5	
Additional Academic Supports		100%	2	2.00
Active Agency Accreditation		0%	4	0.00
Staff Clinical Licensure		0%	5	0.00
Behavior Management (threshold = 0)		100%	4	4.00
<b>Incentives Total</b>	<b>7.65</b>		<b>24</b>	<b>10.00</b>
Maximum total combined incentive credit allowed is 10 points.			<b>Incentives Awarded</b>	<b>10.00</b>

\*Performance calculation descriptions can be found in the FY 2018 RBWO PBP Measurements and Standards Guide.

**Child Protective Services Investigations and Dispositions**

The following investigations data, which is not used for scoring but is considered significant to a provider's performance, is from Georgia SHINES and is not considered final or complete until the end of the fiscal year.

Total Reports:	0	
Number Screened In:	0	
Number Screened Out:	0	
Number Substantiated:	0	
Number Unsubstantiated:	0	
Number Active CPS Investigations:	0	



DHS, DFCS, Office of Provider Management  
**Performance-Based Placement Measures**  
**RBWO Provider GA+SCORECARD - CCI**  
Report Quarter: Q3 FY2018



**Provider/Program Name: Elks Aidmore Children's Center - (628) - CCI**

2394 Morrison Rd., Conyers, GA 30094

Phone: 770-483-3535

Vendor ID# 35321

**Quarterly Scores (Grades)**

Q1: 103.51 (A+)

Q2: 105.46 (A+)

Q3: 107.29 (A+)

Q4: N/A

**Current Quarter Score (Grade)**

**107.29%**

**(A+)**

Program Census Information:

# Children in Care During  
Quarter: 15

# Placements During  
Quarter: 15

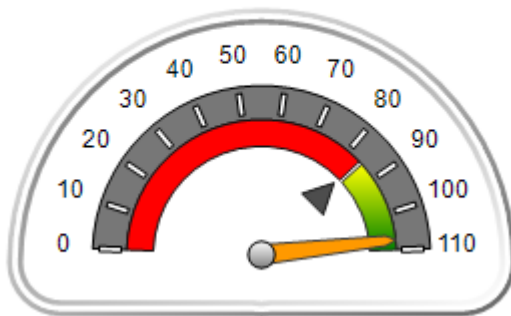
# Children in Care On Last  
Day: 9

**Quarterly Provider Comparisons to All CCIs**

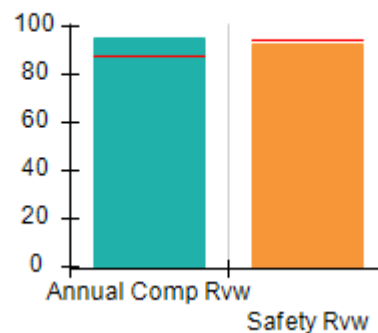


indicates average for all CCIs

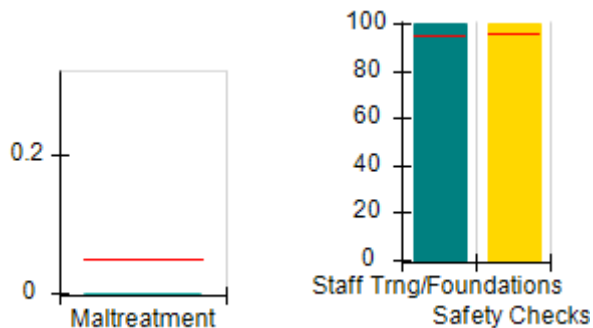
**Overall Score (%)**



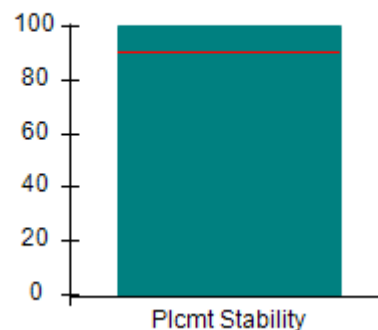
**OPM Monitoring Reviews (%)**



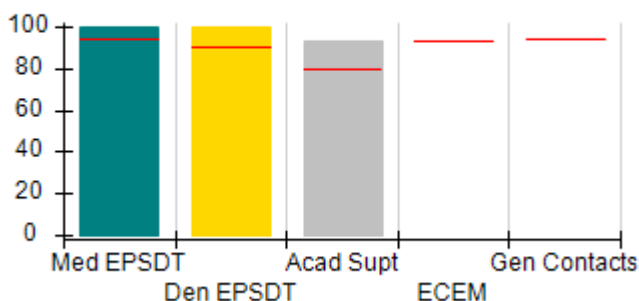
**Safety Outcomes (%)**



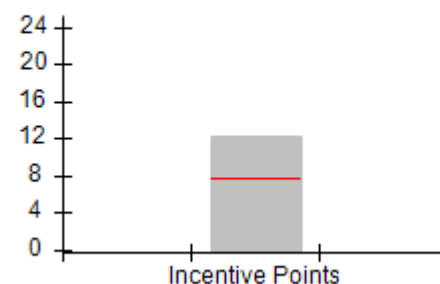
**Permanency Outcomes (%)**



**Well-Being Outcomes (%)**



**Incentives Earned (Points)**





DHS, DFCS, Office of Provider Management  
**Performance-Based Placement Measures**  
**RBWO Provider GA+SCORECARD - CCI**  
 Report Quarter: Q3 FY2018



Provider/Program Name: Elks Aidmore Children's Center - (628) - CCI				
2394 Morrison Rd., Conyers, GA 30094 Phone: 770-483-3535 Vendor ID# 35321		Quarterly Scores (Grades)		Current Quarter Score (Grade)
		Q1: 103.51 (A+)	Q2: 105.46 (A+)	107.29% (A+)
		Q3: 107.29 (A+)	Q4: N/A	
Program Census Information:		# Children in Care During Quarter: 15	# Placements During Quarter: 15	# Children in Care On Last Day: 9
	Avg Performance All CCIs (%)	Provider Performance (%)*	Possible Points (Weight)	Provider Points Earned
<b>OPM Monitoring Reviews</b>				
Annual Comprehensive Reviews	87%	95%	25	23.83
Safety Reviews	94%	93%	15	13.96
<b>Monitoring Sub-Total</b>			<b>40</b>	<b>37.79</b>
<b>CCI Safety Outcomes</b>				
Incidence of Maltreatment	0.05%	No Substantiated Reports	10	10.00
Staff Training/Foundations	95%	100%	5	5.00
Staff Safety Checks	95%	100%	5	5.00
<b>Safety Sub-Total</b>			<b>20</b>	<b>20.00</b>
<b>CCI Permanency Outcomes</b>				
Placement Stability	90%	100%	15	15.00
<b>Permanency Sub-Total</b>			<b>15</b>	<b>15.00</b>
<b>CCI Well-Being Outcomes</b>				
EPSDT Medical Visits	94%	100%	9.1	9.08
EPSDT Dental Visits	90%	100%	9.1	9.08
Academic Supports	79%	93%	6.8	6.33
Provider ECEM Visits	93%	Not Eligible	N/A	
Provider General Contacts	93%	Not Eligible	N/A	
Placements with Siblings	38%	0%	Not Scored	Not Scored
Placements within Legal County	16%	0%	Not Scored	Not Scored
<b>Well-Being Sub-Total</b>			<b>25</b>	<b>24.49</b>
*Performance calculation descriptions can be found in the FY 2018 RBWO PBP Measurements and Standards Guide.				

Monitoring & Outcomes: Possible Points = 100		Points Earned = 97.29	
Score Before Incentives Credit		97.29%	
Incentives Awarded		10.00 pts	
PBP Verification		N/A pts	
Total Score		107.29%	



DHS, DFCS, Office of Provider Management  
**Performance-Based Placement Measures**  
**RBWO Provider GA+SCORECARD - CCI**  
Report Quarter: Q3 FY2018



**Provider/Program Name: Elks Aidmore Children's Center - (628) - CCI**

Program Census Information:		# Children in Care During Quarter: 15	# Placements During Quarter: 15	# Children in Care On Last Day: 9
CCI Incentive Credits	Avg Performance All CCIs (Points)	Provider Performance (%)*	Possible Points (Weight)	Provider Points Earned
Early EPSDT Medical Visits		100%	2	2.00
Early EPSDT Dental Visits		100%	2	2.00
Permanency Contacts		None Planned	5	
Additional Academic Supports		85%	2	1.70
Active Agency Accreditation		50%	4	2.00
Staff Clinical Licensure		10%	5	0.50
Behavior Management (threshold = 0)		100%	4	4.00
<b>Incentives Total</b>	<b>7.65</b>		<b>24</b>	<b>12.20</b>
Maximum total combined incentive credit allowed is 10 points.			<b>Incentives Awarded</b>	<b>10.00</b>

\*Performance calculation descriptions can be found in the FY 2018 RBWO PBP Measurements and Standards Guide.

**Child Protective Services Investigations and Dispositions**

The following investigations data, which is not used for scoring but is considered significant to a provider's performance, is from Georgia SHINES and is not considered final or complete until the end of the fiscal year.

Total Reports:	1	
Number Screened In:	0	
Number Screened Out:	1	
Number Substantiated:	0	
Number Unsubstantiated:	1	
Number Active CPS Investigations:	-1	





DHS, DFCS, Office of Provider Management  
**Performance-Based Placement Measures**  
**RBWO Provider GA+SCORECARD - CCI**  
Report Quarter: Q3 FY2018



**Provider/Program Name: Embracing Arms - (944) - CCI**

1673 Hearthstone Court, Jonesboro, GA 30236

Phone: 770-477-2551

Vendor ID# 35323

**Quarterly Scores (Grades)**

Q1: 93.83 (A-)

Q2: 101.95 (A+)

Q3: 96.21 (A)

Q4: N/A

**Current Quarter Score (Grade)**

96.21%

(A)

Program Census Information:

# Children in Care During  
Quarter: 11

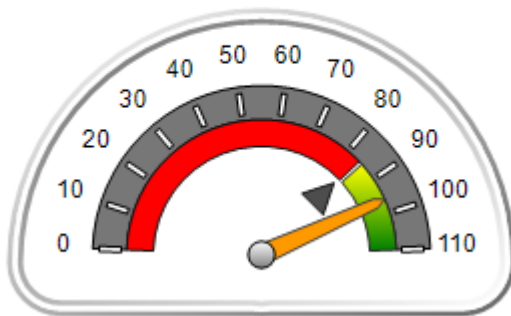
# Placements During  
Quarter: 11

# Children in Care On Last  
Day: 5

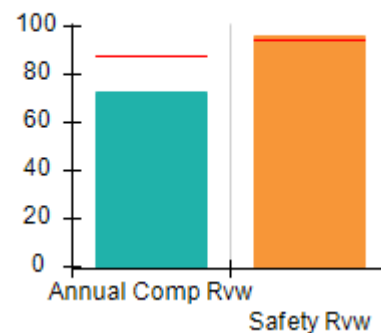
**Quarterly Provider Comparisons to All CCIs**

▼ indicates average for all CCIs

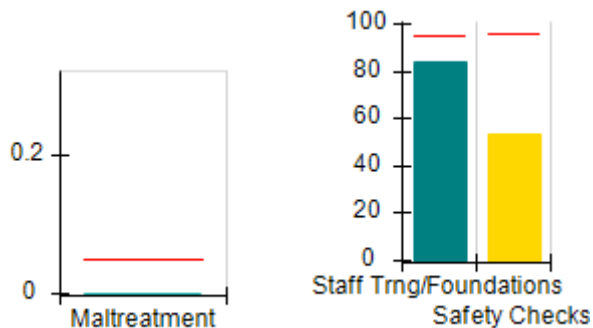
**Overall Score (%)**



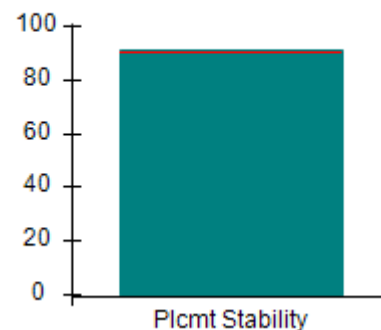
**OPM Monitoring Reviews (%)**



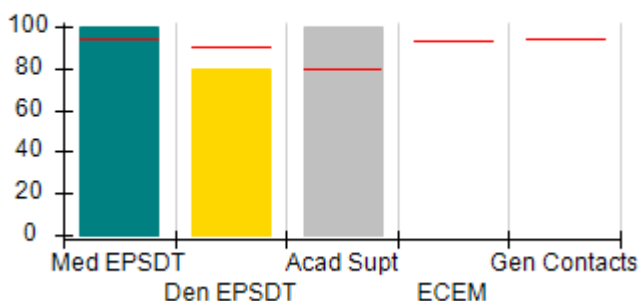
**Safety Outcomes (%)**



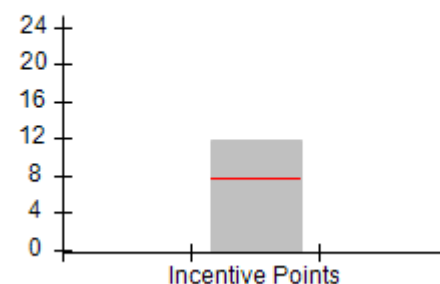
**Permanency Outcomes (%)**



**Well-Being Outcomes (%)**



**Incentives Earned (Points)**





DHS, DFCS, Office of Provider Management  
**Performance-Based Placement Measures**  
**RBWO Provider GA+SCORECARD - CCI**  
 Report Quarter: Q3 FY2018



Provider/Program Name: Embracing Arms - (944) - CCI				
1673 Hearthstone Court, Jonesboro, GA 30236 Phone: 770-477-2551 Vendor ID# 35323		Quarterly Scores (Grades)		Current Quarter Score (Grade)
		Q1: 93.83 (A-)	Q2: 101.95 (A+)	96.21% (A)
		Q3: 96.21 (A)	Q4: N/A	
Program Census Information:		# Children in Care During Quarter: 11	# Placements During Quarter: 11	# Children in Care On Last Day: 5
	Avg Performance All CCIs (%)	Provider Performance (%)*	Possible Points (Weight)	Provider Points Earned
<b>OPM Monitoring Reviews</b>				
Annual Comprehensive Reviews	87%	72%	25	18.11
Safety Reviews	94%	96%	15	14.45
<b>Monitoring Sub-Total</b>			<b>40</b>	<b>32.55</b>
<b>CCI Safety Outcomes</b>				
Incidence of Maltreatment	0.05%	No Substantiated Reports	10	10.00
Staff Training/Foundations	95%	84%	5	4.20
Staff Safety Checks	95%	53%	5	2.65
<b>Safety Sub-Total</b>			<b>20</b>	<b>16.85</b>
<b>CCI Permanency Outcomes</b>				
Placement Stability	90%	91%	15	13.65
<b>Permanency Sub-Total</b>			<b>15</b>	<b>13.65</b>
<b>CCI Well-Being Outcomes</b>				
EPSDT Medical Visits	94%	100%	9.1	9.08
EPSDT Dental Visits	90%	80%	9.1	7.26
Academic Supports	79%	100%	6.8	6.81
Provider ECEM Visits	93%	Not Eligible	N/A	
Provider General Contacts	93%	Not Eligible	N/A	
Placements with Siblings	38%	Not Eligible	Not Scored	Not Scored
Placements within Legal County	16%	0%	Not Scored	Not Scored
<b>Well-Being Sub-Total</b>			<b>25</b>	<b>23.15</b>
*Performance calculation descriptions can be found in the FY 2018 RBWO PBP Measurements and Standards Guide.				

Monitoring & Outcomes: Possible Points = 100		Points Earned = 86.21	
Score Before Incentives Credit		86.21%	
Incentives Awarded		10.00 pts	
PBP Verification		N/A pts	
Total Score		96.21%	



DHS, DFCS, Office of Provider Management  
**Performance-Based Placement Measures**  
**RBWO Provider GA+SCORECARD - CCI**  
Report Quarter: Q3 FY2018



**Provider/Program Name: Embracing Arms - (944) - CCI**

Program Census Information:		# Children in Care During Quarter: 11	# Placements During Quarter: 11	# Children in Care On Last Day: 5
CCI Incentive Credits	Avg Performance All CCIs (Points)	Provider Performance (%)*	Possible Points (Weight)	Provider Points Earned
Early EPSDT Medical Visits		100%	2	2.00
Early EPSDT Dental Visits		67%	2	1.34
Permanency Contacts		0%	5	0.00
Additional Academic Supports		100%	2	2.00
Active Agency Accreditation		50%	4	2.00
Staff Clinical Licensure		10%	5	0.50
Behavior Management (threshold = 0)		100%	4	4.00
<b>Incentives Total</b>	<b>7.65</b>		<b>24</b>	<b>11.84</b>
Maximum total combined incentive credit allowed is 10 points.			<b>Incentives Awarded</b>	<b>10.00</b>

\*Performance calculation descriptions can be found in the FY 2018 RBWO PBP Measurements and Standards Guide.

**Child Protective Services Investigations and Dispositions**

The following investigations data, which is not used for scoring but is considered significant to a provider's performance, is from Georgia SHINES and is not considered final or complete until the end of the fiscal year.

Total Reports:	1	
Number Screened In:	1	
Number Screened Out:	0	
Number Substantiated:	0	
Number Unsubstantiated:	0	
Number Active CPS Investigations:	1	



DHS, DFCS, Office of Provider Management

## Performance-Based Placement Measures

### RBWO Provider GA+SCORECARD - CCI

Report Quarter: Q3 FY2018



**Provider/Program Name: Embracing Arms - Jackson (5194) - CCI**

168 Evans Road, Jackson, GA 30233

Phone: 7705049550

Vendor ID# 125398

Quarterly Scores (Grades)

Q1: 98.12 (A+)

Q2: 98.24 (A+)

Q3: 104.26 (A+)

Q4: N/A

Current Quarter Score (Grade)

104.26%

(A+)

Program Census Information:

# Children in Care During Quarter: 8

# Placements During Quarter: 8

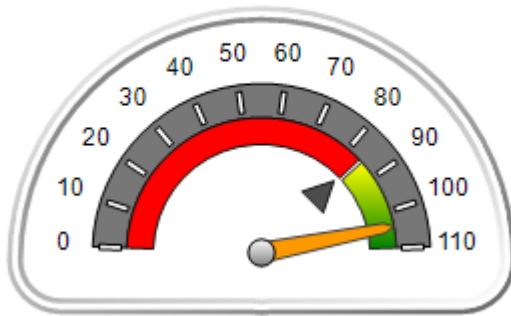
# Children in Care On Last Day: 5

### Quarterly Provider Comparisons to All CCIs

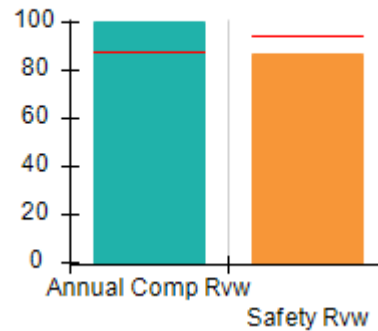


indicates average for all CCIs

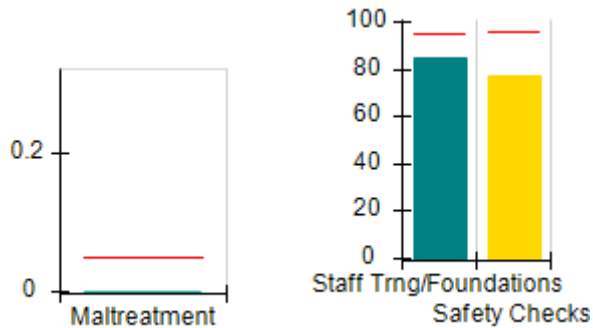
Overall Score (%)



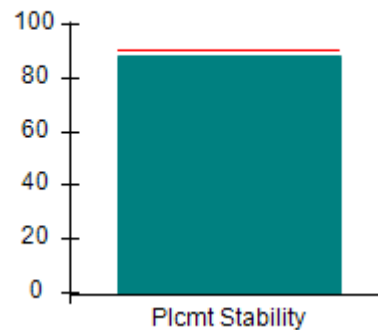
OPM Monitoring Reviews (%)



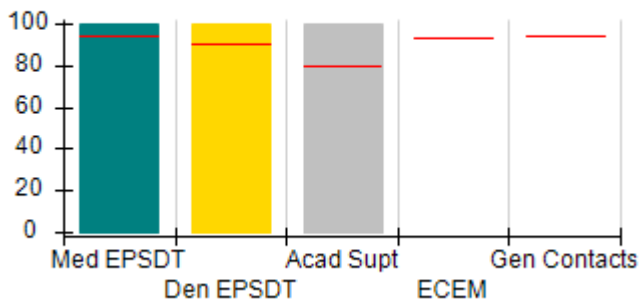
Safety Outcomes (%)



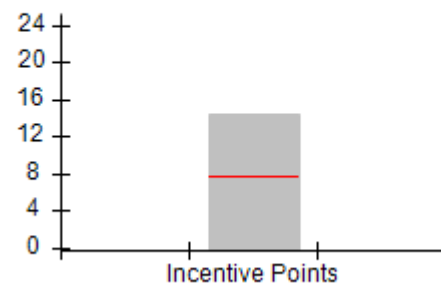
Permanency Outcomes (%)



Well-Being Outcomes (%)



Incentives Earned (Points)





DHS, DFCS, Office of Provider Management  
**Performance-Based Placement Measures**  
**RBWO Provider GA+SCORECARD - CCI**  
 Report Quarter: Q3 FY2018



Provider/Program Name: Embracing Arms - Jackson (5194) - CCI				
168 Evans Road, Jackson, GA 30233		Quarterly Scores (Grades)		Current Quarter Score (Grade)
Phone: 7705049550		Q1: 98.12 (A+)	Q2: 98.24 (A+)	104.26% (A+)
Vendor ID# 125398		Q3: 104.26 (A+)	Q4: N/A	
Program Census Information:		# Children in Care During Quarter: 8	# Placements During Quarter: 8	# Children in Care On Last Day: 5
	Avg Performance All CCIs (%)	Provider Performance (%)*	Possible Points (Weight)	Provider Points Earned
<b>OPM Monitoring Reviews</b>				
Annual Comprehensive Reviews	87%	100%	25	25.00
Safety Reviews	94%	87%	15	12.99
<b>Monitoring Sub-Total</b>			<b>40</b>	<b>37.99</b>
<b>CCI Safety Outcomes</b>				
Incidence of Maltreatment	0.05%	No Substantiated Reports	10	10.00
Staff Training/Foundations	95%	85%	5	4.25
Staff Safety Checks	95%	77%	5	3.85
<b>Safety Sub-Total</b>			<b>20</b>	<b>18.10</b>
<b>CCI Permanency Outcomes</b>				
Placement Stability	90%	88%	15	13.20
<b>Permanency Sub-Total</b>			<b>15</b>	<b>13.20</b>
<b>CCI Well-Being Outcomes</b>				
EPSDT Medical Visits	94%	100%	9.1	9.08
EPSDT Dental Visits	90%	100%	9.1	9.08
Academic Supports	79%	100%	6.8	6.81
Provider ECEM Visits	93%	Not Eligible	N/A	
Provider General Contacts	93%	Not Eligible	N/A	
Placements with Siblings	38%	Not Eligible	Not Scored	Not Scored
Placements within Legal County	16%	0%	Not Scored	Not Scored
<b>Well-Being Sub-Total</b>			<b>25</b>	<b>24.97</b>
*Performance calculation descriptions can be found in the FY 2018 RBWO PBP Measurements and Standards Guide.				

<b>Monitoring &amp; Outcomes: Possible Points = 100</b>		<b>Points Earned = 94.26</b>	
<b>Score Before Incentives Credit</b>			<b>94.26%</b>
<b>Incentives Awarded</b>			<b>10.00 pts</b>
<b>PBP Verification</b>			<b>N/A pts</b>
<b>Total Score</b>			<b>104.26%</b>



DHS, DFCS, Office of Provider Management  
**Performance-Based Placement Measures**  
**RBWO Provider GA+SCORECARD - CCI**  
Report Quarter: Q3 FY2018



**Provider/Program Name: Embracing Arms - Jackson (5194) - CCI**

Program Census Information:		# Children in Care During Quarter: 8	# Placements During Quarter: 8	# Children in Care On Last Day: 5
CCI Incentive Credits	Avg Performance All CCIs (Points)	Provider Performance (%)*	Possible Points (Weight)	Provider Points Earned
Early EPSDT Medical Visits		100%	2	2.00
Early EPSDT Dental Visits		100%	2	2.00
Permanency Contacts		None Planned	5	
Additional Academic Supports		100%	2	2.00
Active Agency Accreditation		100%	4	4.00
Staff Clinical Licensure		10%	5	0.50
Behavior Management (threshold = 0)		100%	4	4.00
<b>Incentives Total</b>	<b>7.65</b>		<b>24</b>	<b>14.50</b>
Maximum total combined incentive credit allowed is 10 points.			<b>Incentives Awarded</b>	<b>10.00</b>

\*Performance calculation descriptions can be found in the FY 2018 RBWO PBP Measurements and Standards Guide.

**Child Protective Services Investigations and Dispositions**

The following investigations data, which is not used for scoring but is considered significant to a provider's performance, is from Georgia SHINES and is not considered final or complete until the end of the fiscal year.

Total Reports:	0	
Number Screened In:	0	
Number Screened Out:	0	
Number Substantiated:	0	
Number Unsubstantiated:	0	
Number Active CPS Investigations:	0	



DHS, DFCS, Office of Provider Management  
**Performance-Based Placement Measures**  
**RBWO Provider GA+SCORECARD - CCI**  
Report Quarter: Q3 FY2018



**Provider/Program Name: Families First - College Park Boys Group Home (638) - CCI**

2345 Morris Rd., College Park, GA 30349

Phone: 404-853-2867

Vendor ID# 35334

Quarterly Scores (Grades)

Q1: 93.22 (A-)

Q2: 97.12 (A+)

Q3: 96.58 (A)

Q4: N/A

Current Quarter Score  
(Grade)

96.58%

(A)

Program Census Information:

# Children in Care During  
Quarter: 10

# Placements During  
Quarter: 10

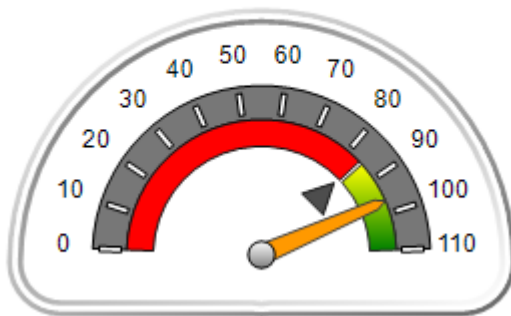
# Children in Care On Last  
Day: 5

**Quarterly Provider Comparisons to All CCIs**

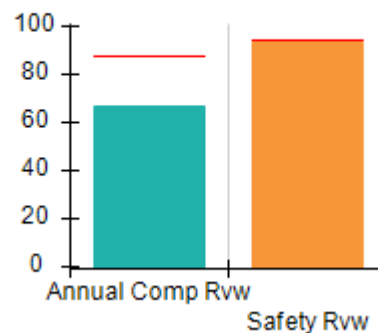


indicates average for all CCIs

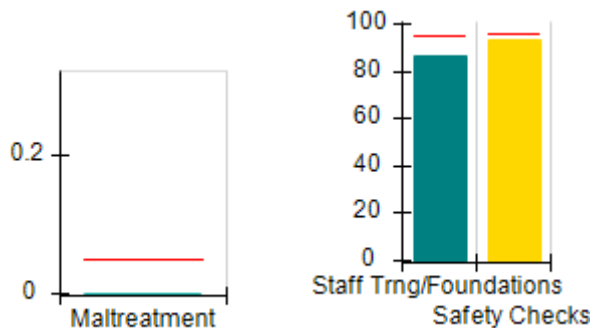
Overall Score (%)



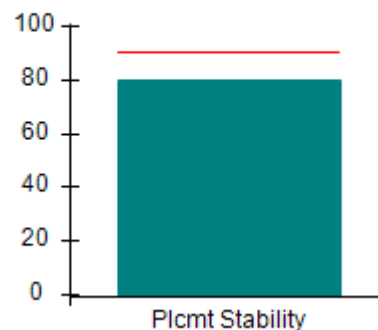
OPM Monitoring Reviews (%)



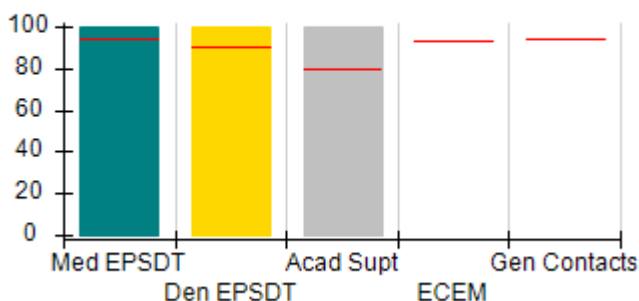
Safety Outcomes (%)



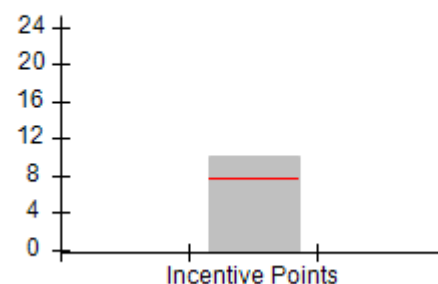
Permanency Outcomes (%)



Well-Being Outcomes (%)



Incentives Earned (Points)





DHS, DFCS, Office of Provider Management  
**Performance-Based Placement Measures**  
**RBWO Provider GA+SCORECARD - CCI**  
 Report Quarter: Q3 FY2018



Provider/Program Name: Families First - College Park Boys Group Home (638) - CCI				
2345 Morris Rd., College Park, GA 30349 Phone: 404-853-2867 Vendor ID# 35334		Quarterly Scores (Grades)		Current Quarter Score (Grade)
		Q1: 93.22 (A-)	Q2: 97.12 (A+)	96.58% (A)
		Q3: 96.58 (A)	Q4: N/A	
Program Census Information:		# Children in Care During Quarter: 10	# Placements During Quarter: 10	# Children in Care On Last Day: 5
	Avg Performance All CCIs (%)	Provider Performance (%)*	Possible Points (Weight)	Provider Points Earned
<b>OPM Monitoring Reviews</b>				
Annual Comprehensive Reviews	87%	66%	25	16.58
Safety Reviews	94%	94%	15	14.07
<b>Monitoring Sub-Total</b>			<b>40</b>	<b>30.66</b>
<b>CCI Safety Outcomes</b>				
Incidence of Maltreatment	0.05%	No Substantiated Reports	10	10.00
Staff Training/Foundations	95%	86%	5	4.30
Staff Safety Checks	95%	93%	5	4.65
<b>Safety Sub-Total</b>			<b>20</b>	<b>18.95</b>
<b>CCI Permanency Outcomes</b>				
Placement Stability	90%	80%	15	12.00
<b>Permanency Sub-Total</b>			<b>15</b>	<b>12.00</b>
<b>CCI Well-Being Outcomes</b>				
EPSDT Medical Visits	94%	100%	9.1	9.08
EPSDT Dental Visits	90%	100%	9.1	9.08
Academic Supports	79%	100%	6.8	6.81
Provider ECEM Visits	93%	Not Eligible	N/A	
Provider General Contacts	93%	Not Eligible	N/A	
Placements with Siblings	38%	0%	Not Scored	Not Scored
Placements within Legal County	16%	100%	Not Scored	Not Scored
<b>Well-Being Sub-Total</b>			<b>25</b>	<b>24.97</b>
*Performance calculation descriptions can be found in the FY 2018 RBWO PBP Measurements and Standards Guide.				

Monitoring & Outcomes: Possible Points = 100		Points Earned = 86.58	
Score Before Incentives Credit		86.58%	
Incentives Awarded		10.00 pts	
PBP Verification		N/A pts	
Total Score		96.58%	





DHS, DFCS, Office of Provider Management  
**Performance-Based Placement Measures**  
**RBWO Provider GA+SCORECARD - CCI**  
Report Quarter: Q3 FY2018



**Provider/Program Name: Families First - College Park Boys Group Home (638) - CCI**

Program Census Information:		# Children in Care During Quarter: 10	# Placements During Quarter: 10	# Children in Care On Last Day: 5
CCI Incentive Credits	Avg Performance All CCIs (Points)	Provider Performance (%)*	Possible Points (Weight)	Provider Points Earned
Early EPSDT Medical Visits		100%	2	2.00
Early EPSDT Dental Visits		100%	2	2.00
Permanency Contacts		None Planned	5	
Additional Academic Supports		0%	2	0.00
Active Agency Accreditation		50%	4	2.00
Staff Clinical Licensure		0%	5	0.00
Behavior Management (threshold = 0)		100%	4	4.00
<b>Incentives Total</b>	<b>7.65</b>		<b>24</b>	<b>10.00</b>
Maximum total combined incentive credit allowed is 10 points.			<b>Incentives Awarded</b>	<b>10.00</b>

\*Performance calculation descriptions can be found in the FY 2018 RBWO PBP Measurements and Standards Guide.

**Child Protective Services Investigations and Dispositions**

The following investigations data, which is not used for scoring but is considered significant to a provider's performance, is from Georgia SHINES and is not considered final or complete until the end of the fiscal year.

Total Reports:	1	
Number Screened In:	0	
Number Screened Out:	1	
Number Substantiated:	0	
Number Unsubstantiated:	0	
Number Active CPS Investigations:	0	



DHS, DFCS, Office of Provider Management  
**Performance-Based Placement Measures**  
**RBWO Provider GA+SCORECARD - CCI**  
Report Quarter: Q3 FY2018



**Provider/Program Name: Families First - Gwindale Girls Group Home (640) - CCI**

2176 Ridgedale Dr., Grayson, GA 30817

Phone: 404-853-2867

Vendor ID# 35336

**Quarterly Scores (Grades)**

Q1: 105.39 (A+)

Q2: 104.71 (A+)

Q3: 105.33 (A+)

Q4: N/A

**Current Quarter Score (Grade)**

**105.33%**

**(A+)**

Program Census Information:

# Children in Care During  
Quarter: 6

# Placements During  
Quarter: 6

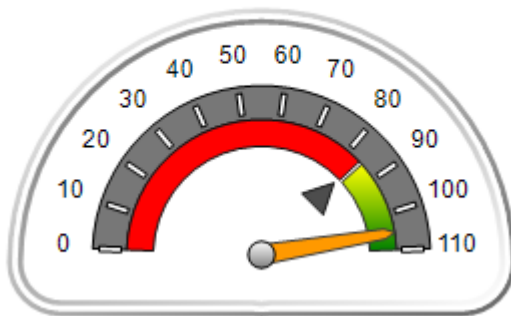
# Children in Care On Last  
Day: 5

**Quarterly Provider Comparisons to All CCIs**

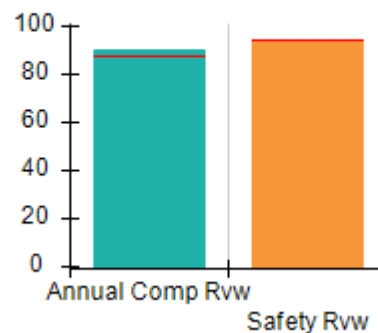


indicates average for all CCIs

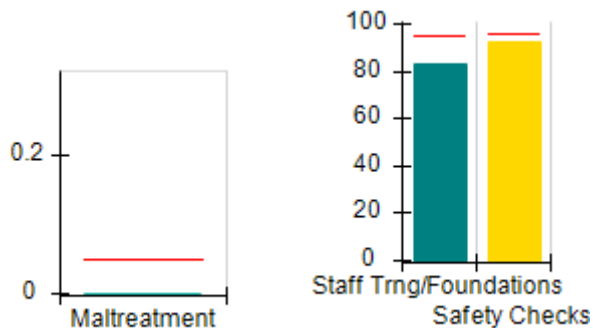
**Overall Score (%)**



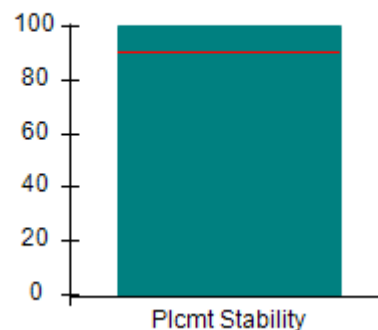
**OPM Monitoring Reviews (%)**



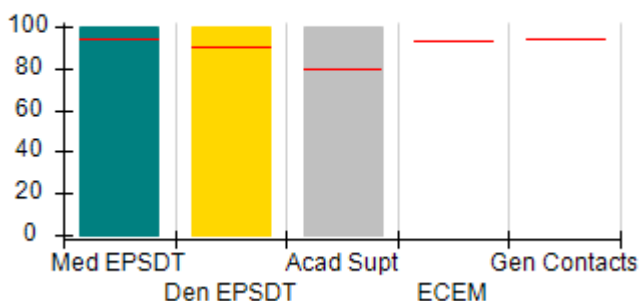
**Safety Outcomes (%)**



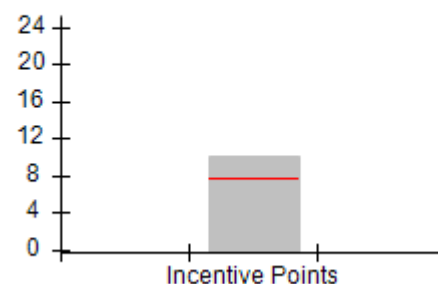
**Permanency Outcomes (%)**



**Well-Being Outcomes (%)**



**Incentives Earned (Points)**





DHS, DFCS, Office of Provider Management  
**Performance-Based Placement Measures**  
**RBWO Provider GA+SCORECARD - CCI**  
**Report Quarter: Q3 FY2018**



<b>Provider/Program Name: Families First - Gwindale Girls Group Home (640) - CCI</b>				
<b>2176 Ridgedale Dr., Grayson, GA 30817</b>  <b>Phone: 404-853-2867</b>  <b>Vendor ID# 35336</b>		<b>Quarterly Scores (Grades)</b>		<b>Current Quarter Score (Grade)</b>
		<b>Q1: 105.39 (A+)</b>	<b>Q2: 104.71 (A+)</b>	<b>105.33%</b> <b>(A+)</b>
		<b>Q3: 105.33 (A+)</b>	<b>Q4: N/A</b>	
Program Census Information:		# Children in Care During Quarter: 6	# Placements During Quarter: 6	# Children in Care On Last Day: 5
	<b>Avg Performance All CCIs (%)</b>	<b>Provider Performance (%)*</b>	<b>Possible Points (Weight)</b>	<b>Provider Points Earned</b>
<b>OPM Monitoring Reviews</b>				
Annual Comprehensive Reviews	87%	90%	25	22.48
Safety Reviews	94%	94%	15	14.13
<b>Monitoring Sub-Total</b>			<b>40</b>	<b>36.61</b>
<b>CCI Safety Outcomes</b>				
Incidence of Maltreatment	0.05%	No Substantiated Reports	10	10.00
Staff Training/Foundations	95%	83%	5	4.15
Staff Safety Checks	95%	92%	5	4.60
<b>Safety Sub-Total</b>			<b>20</b>	<b>18.75</b>
<b>CCI Permanency Outcomes</b>				
Placement Stability	90%	100%	15	15.00
<b>Permanency Sub-Total</b>			<b>15</b>	<b>15.00</b>
<b>CCI Well-Being Outcomes</b>				
EPSDT Medical Visits	94%	100%	9.1	9.08
EPSDT Dental Visits	90%	100%	9.1	9.08
Academic Supports	79%	100%	6.8	6.81
Provider ECEM Visits	93%	Not Eligible	N/A	
Provider General Contacts	93%	Not Eligible	N/A	
Placements with Siblings	38%	100%	Not Scored	Not Scored
Placements within Legal County	16%	33%	Not Scored	Not Scored
<b>Well-Being Sub-Total</b>			<b>25</b>	<b>24.97</b>
*Performance calculation descriptions can be found in the FY 2018 RBWO PBP Measurements and Standards Guide.				

<b>Monitoring &amp; Outcomes: Possible Points = 100</b>	<b>Points Earned = 95.33</b>
<b>Score Before Incentives Credit</b>	<b>95.33%</b>
<b>Incentives Awarded</b>	<b>10.00 pts</b>
<b>PBP Verification</b>	<b>N/A pts</b>
<b>Total Score</b>	<b>105.33%</b>



DHS, DFCS, Office of Provider Management  
**Performance-Based Placement Measures**  
**RBWO Provider GA+SCORECARD - CCI**  
Report Quarter: Q3 FY2018



**Provider/Program Name: Families First - Gwindale Girls Group Home (640) - CCI**

Program Census Information:		# Children in Care During Quarter: 6	# Placements During Quarter: 6	# Children in Care On Last Day: 5
CCI Incentive Credits	Avg Performance All CCIs (Points)	Provider Performance (%)*	Possible Points (Weight)	Provider Points Earned
Early EPSDT Medical Visits		100%	2	2.00
Early EPSDT Dental Visits		100%	2	2.00
Permanency Contacts		None Planned	5	
Additional Academic Supports		0%	2	0.00
Active Agency Accreditation		50%	4	2.00
Staff Clinical Licensure		0%	5	0.00
Behavior Management (threshold = 0)		100%	4	4.00
<b>Incentives Total</b>	<b>7.65</b>		<b>24</b>	<b>10.00</b>
Maximum total combined incentive credit allowed is 10 points.			<b>Incentives Awarded</b>	<b>10.00</b>

\*Performance calculation descriptions can be found in the FY 2018 RBWO PBP Measurements and Standards Guide.

**Child Protective Services Investigations and Dispositions**

The following investigations data, which is not used for scoring but is considered significant to a provider's performance, is from Georgia SHINES and is not considered final or complete until the end of the fiscal year.

Total Reports:	0	
Number Screened In:	0	
Number Screened Out:	0	
Number Substantiated:	0	
Number Unsubstantiated:	0	
Number Active CPS Investigations:	0	



DHS, DFCS, Office of Provider Management  
**Performance-Based Placement Measures**  
**RBWO Provider GA+SCORECARD - CCI**  
Report Quarter: Q3 FY2018



**Provider/Program Name: Families First - Maternity/Second Chance Home (642) - CCI**

2625 Jerome Rd., College Park, GA 30349

Phone: 404-853-2867

Vendor ID# 35339

Quarterly Scores (Grades)

Q1: 92.04 (A-)

Q2: 100.92 (A+)

Q3: 100.64 (A+)

Q4: N/A

Current Quarter Score  
(Grade)

100.64%

(A+)

Program Census Information:

# Children in Care During  
Quarter: 8

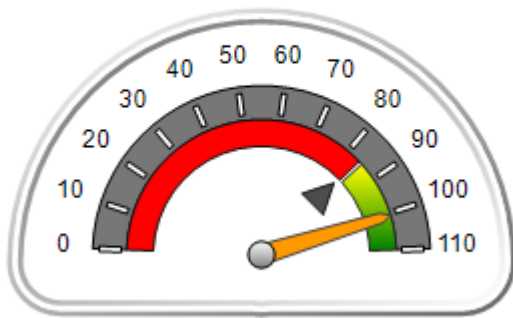
# Placements During  
Quarter: 8

# Children in Care On Last  
Day: 6

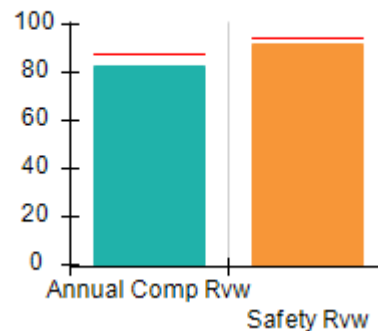
**Quarterly Provider Comparisons to All CCIs**

▼ indicates average for all CCIs

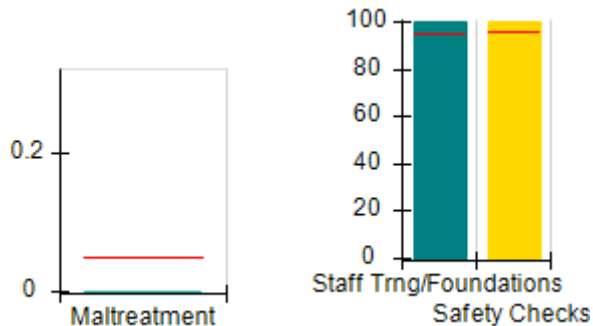
Overall Score (%)



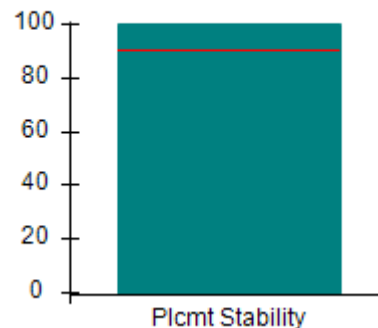
OPM Monitoring Reviews (%)



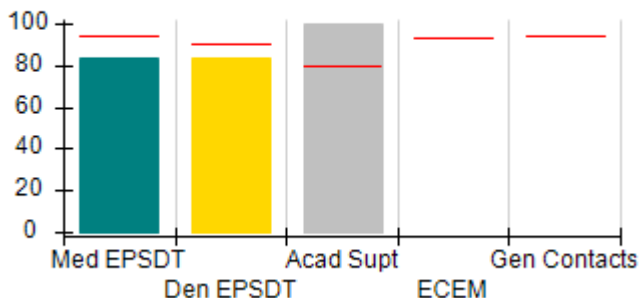
Safety Outcomes (%)



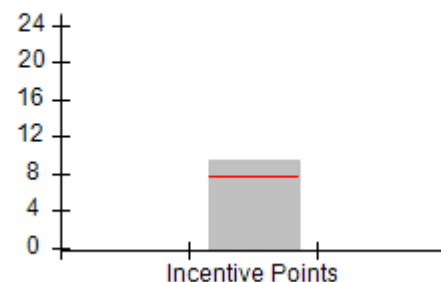
Permanency Outcomes (%)



Well-Being Outcomes (%)



Incentives Earned (Points)





DHS, DFCS, Office of Provider Management  
**Performance-Based Placement Measures**  
**RBWO Provider GA+SCORECARD - CCI**  
 Report Quarter: Q3 FY2018



Provider/Program Name: Families First - Maternity/Second Chance Home (642) - CCI				
2625 Jerome Rd., College Park, GA 30349		Quarterly Scores (Grades)		Current Quarter Score (Grade)
Phone: 404-853-2867		Q1: 92.04 (A-)	Q2: 100.92 (A+)	100.64% (A+)
Vendor ID# 35339		Q3: 100.64 (A+)	Q4: N/A	
Program Census Information:		# Children in Care During Quarter: 8	# Placements During Quarter: 8	# Children in Care On Last Day: 6
	Avg Performance All CCIs (%)	Provider Performance (%)*	Possible Points (Weight)	Provider Points Earned
<b>OPM Monitoring Reviews</b>				
Annual Comprehensive Reviews	87%	82%	25	20.61
Safety Reviews	94%	92%	15	13.80
<b>Monitoring Sub-Total</b>			<b>40</b>	<b>34.41</b>
<b>CCI Safety Outcomes</b>				
Incidence of Maltreatment	0.05%	No Substantiated Reports	10	10.00
Staff Training/Foundations	95%	100%	5	5.00
Staff Safety Checks	95%	100%	5	5.00
<b>Safety Sub-Total</b>			<b>20</b>	<b>20.00</b>
<b>CCI Permanency Outcomes</b>				
Placement Stability	90%	100%	15	15.00
<b>Permanency Sub-Total</b>			<b>15</b>	<b>15.00</b>
<b>CCI Well-Being Outcomes</b>				
EPSDT Medical Visits	94%	83%	9.1	7.54
EPSDT Dental Visits	90%	83%	9.1	7.54
Academic Supports	79%	100%	6.8	6.81
Provider ECEM Visits	93%	Not Eligible	N/A	
Provider General Contacts	93%	Not Eligible	N/A	
Placements with Siblings	38%	0%	Not Scored	Not Scored
Placements within Legal County	16%	50%	Not Scored	Not Scored
<b>Well-Being Sub-Total</b>			<b>25</b>	<b>21.88</b>
*Performance calculation descriptions can be found in the FY 2018 RBWO PBP Measurements and Standards Guide.				

<b>Monitoring &amp; Outcomes: Possible Points = 100</b>		<b>Points Earned = 91.30</b>	
<b>Score Before Incentives Credit</b>			<b>91.30%</b>
<b>Incentives Awarded</b>			<b>9.34 pts</b>
<b>PBP Verification</b>			<b>N/A pts</b>
<b>Total Score</b>			<b>100.64%</b>



DHS, DFCS, Office of Provider Management  
**Performance-Based Placement Measures**  
**RBWO Provider GA+SCORECARD - CCI**  
Report Quarter: Q3 FY2018



**Provider/Program Name: Families First - Maternity/Second Chance Home (642) - CCI**

Program Census Information:		# Children in Care During Quarter: 8	# Placements During Quarter: 8	# Children in Care On Last Day: 6
CCI Incentive Credits	Avg Performance All CCIs (Points)	Provider Performance (%)*	Possible Points (Weight)	Provider Points Earned
Early EPSDT Medical Visits		100%	2	2.00
Early EPSDT Dental Visits		67%	2	1.34
Permanency Contacts		None Planned	5	
Additional Academic Supports		0%	2	0.00
Active Agency Accreditation		50%	4	2.00
Staff Clinical Licensure		0%	5	0.00
Behavior Management (threshold = 0)		100%	4	4.00
<b>Incentives Total</b>	<b>7.65</b>		<b>24</b>	<b>9.34</b>
Maximum total combined incentive credit allowed is 10 points.			<b>Incentives Awarded</b>	<b>9.34</b>

\*Performance calculation descriptions can be found in the FY 2018 RBWO PBP Measurements and Standards Guide.

**Child Protective Services Investigations and Dispositions**

The following investigations data, which is not used for scoring but is considered significant to a provider's performance, is from Georgia SHINES and is not considered final or complete until the end of the fiscal year.

Total Reports:	0	
Number Screened In:	0	
Number Screened Out:	0	
Number Substantiated:	0	
Number Unsubstantiated:	0	
Number Active CPS Investigations:	0	



DHS, DFCS, Office of Provider Management  
**Performance-Based Placement Measures**  
**RBWO Provider GA+SCORECARD - CCI**  
Report Quarter: Q3 FY2018



**Provider/Program Name: Family Choices - (5153) - CCI**

6345 Queens Road, Douglasville, GA 30135

Phone: 404-474-2064

Vendor ID# 54024

Quarterly Scores (Grades)

Q1: 104.62 (A+)

Q2: 105.59 (A+)

Q3: 104.55 (A+)

Q4: N/A

Current Quarter Score  
(Grade)

**104.55%**

**(A+)**

Program Census Information:

# Children in Care During  
Quarter: 10

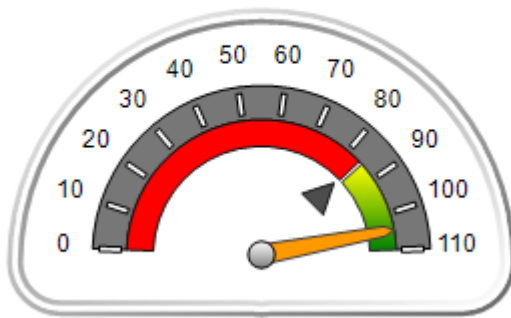
# Placements During  
Quarter: 10

# Children in Care On Last  
Day: 5

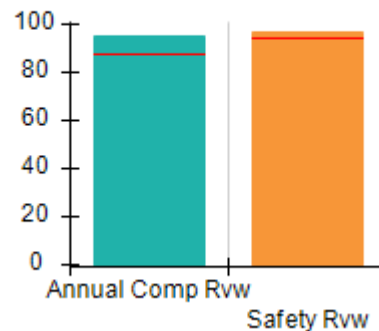
**Quarterly Provider Comparisons to All CCIs**

▼ indicates average for all CCIs

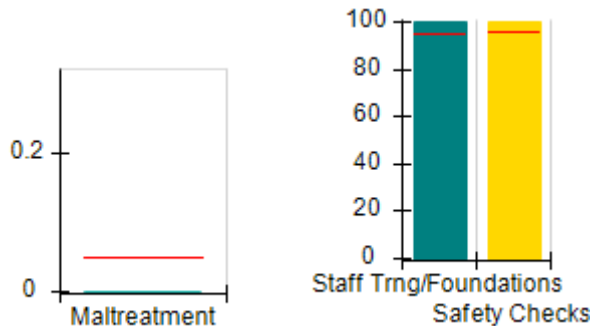
Overall Score (%)



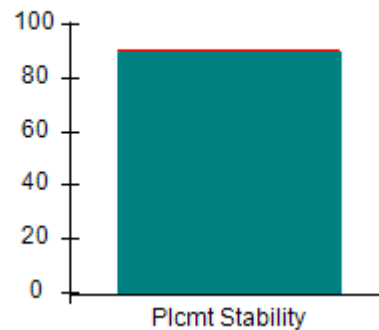
OPM Monitoring Reviews (%)



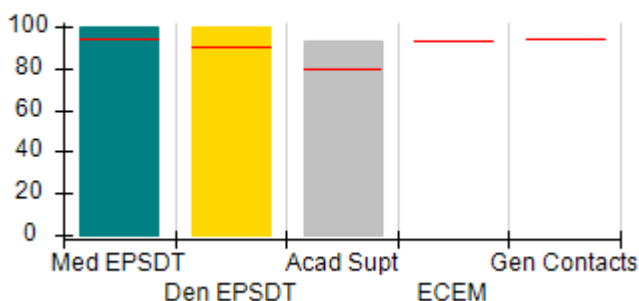
Safety Outcomes (%)



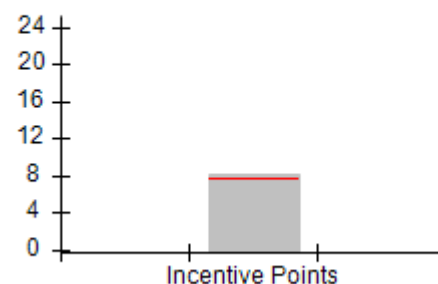
Permanency Outcomes (%)



Well-Being Outcomes (%)



Incentives Earned (Points)







DHS, DFCS, Office of Provider Management  
**Performance-Based Placement Measures**  
**RBWO Provider GA+SCORECARD - CCI**  
**Report Quarter: Q3 FY2018**



<b>Provider/Program Name: Family Choices - (5153) - CCI</b>				
6345 Queens Road, Douglasville, GA 30135		Quarterly Scores (Grades)		Current Quarter Score (Grade)
Phone: 404-474-2064		Q1: 104.62 (A+)	Q2: 105.59 (A+)	<b>104.55%</b> <b>(A+)</b>
Vendor ID# 54024		Q3: 104.55 (A+)	Q4: N/A	
Program Census Information:		# Children in Care During Quarter: 10	# Placements During Quarter: 10	# Children in Care On Last Day: 5
	Avg Performance All CCIs (%)	Provider Performance (%)*	Possible Points (Weight)	Provider Points Earned
<b>OPM Monitoring Reviews</b>				
Annual Comprehensive Reviews	87%	95%	25	23.85
Safety Reviews	94%	97%	15	14.49
<b>Monitoring Sub-Total</b>			<b>40</b>	<b>38.34</b>
<b>CCI Safety Outcomes</b>				
Incidence of Maltreatment	0.05%	No Substantiated Reports	10	10.00
Staff Training/Foundations	95%	100%	5	5.00
Staff Safety Checks	95%	100%	5	5.00
<b>Safety Sub-Total</b>			<b>20</b>	<b>20.00</b>
<b>CCI Permanency Outcomes</b>				
Placement Stability	90%	90%	15	13.50
<b>Permanency Sub-Total</b>			<b>15</b>	<b>13.50</b>
<b>CCI Well-Being Outcomes</b>				
EPSDT Medical Visits	94%	100%	9.1	9.08
EPSDT Dental Visits	90%	100%	9.1	9.08
Academic Supports	79%	93%	6.8	6.33
Provider ECEM Visits	93%	Not Eligible	N/A	
Provider General Contacts	93%	Not Eligible	N/A	
Placements with Siblings	38%	0%	Not Scored	Not Scored
Placements within Legal County	16%	14%	Not Scored	Not Scored
<b>Well-Being Sub-Total</b>			<b>25</b>	<b>24.49</b>
*Performance calculation descriptions can be found in the FY 2018 RBWO PBP Measurements and Standards Guide.				

<b>Monitoring &amp; Outcomes: Possible Points = 100</b>	<b>Points Earned = 96.33</b>
<b>Score Before Incentives Credit</b>	<b>96.33%</b>
<b>Incentives Awarded</b>	<b>8.22 pts</b>
<b>PBP Verification</b>	<b>N/A pts</b>
<b>Total Score</b>	<b>104.55%</b>



DHS, DFCS, Office of Provider Management  
**Performance-Based Placement Measures**  
**RBWO Provider GA+SCORECARD - CCI**  
Report Quarter: Q3 FY2018



**Provider/Program Name: Family Choices - (5153) - CCI**

Program Census Information:		# Children in Care During Quarter: 10	# Placements During Quarter: 10	# Children in Care On Last Day: 5
CCI Incentive Credits	Avg Performance All CCIs (Points)	Provider Performance (%)*	Possible Points (Weight)	Provider Points Earned
Early EPSDT Medical Visits		100%	2	2.00
Early EPSDT Dental Visits		100%	2	2.00
Permanency Contacts		None Planned	5	
Additional Academic Supports		11%	2	0.22
Active Agency Accreditation		0%	4	0.00
Staff Clinical Licensure		0%	5	0.00
Behavior Management (threshold = 0)		100%	4	4.00
<b>Incentives Total</b>	<b>7.65</b>		<b>24</b>	<b>8.22</b>
Maximum total combined incentive credit allowed is 10 points.			<b>Incentives Awarded</b>	<b>8.22</b>

\*Performance calculation descriptions can be found in the FY 2018 RBWO PBP Measurements and Standards Guide.

**Child Protective Services Investigations and Dispositions**

The following investigations data, which is not used for scoring but is considered significant to a provider's performance, is from Georgia SHINES and is not considered final or complete until the end of the fiscal year.

Total Reports:	0	
Number Screened In:	0	
Number Screened Out:	0	
Number Substantiated:	0	
Number Unsubstantiated:	0	
Number Active CPS Investigations:	0	



DHS, DFCS, Office of Provider Management  
**Performance-Based Placement Measures**  
**RBWO Provider GA+SCORECARD - CCI**



Report Quarter: Q3 FY2018

**Provider/Program Name: Family Crisis Center of Walker, Dade, Catoosa, Chattooga Counties - The Cottage (645) - CCI**

467 Long Hollow Rd., Rock Spring, GA 30739

Phone: 706-375-9060

Vendor ID# 35341

Quarterly Scores (Grades)

Current Quarter Score (Grade)

Q1: 86.85 (B)

Q2: 86.08 (B)

98.40%

Q3: 98.40 (A+)

Q4: N/A

(A+)

Program Census Information:

# Children in Care During Quarter: 29

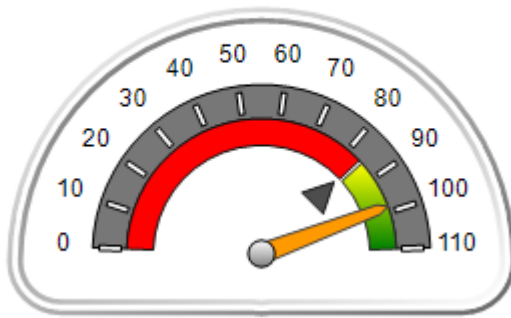
# Placements During Quarter: 29

# Children in Care On Last Day: 15

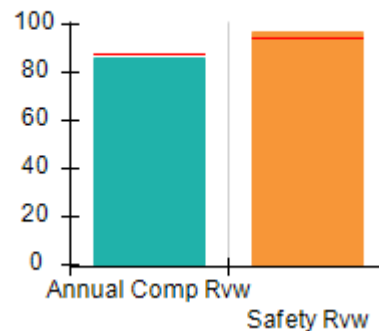
**Quarterly Provider Comparisons to All CCIs**

▼ indicates average for all CCIs

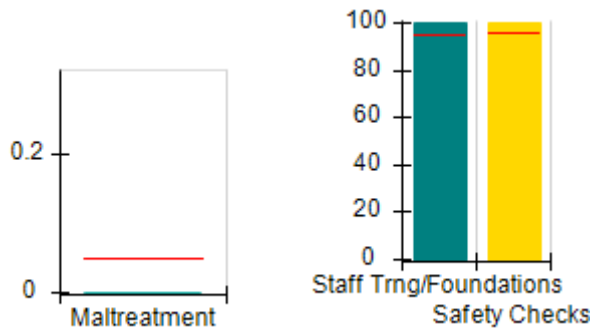
Overall Score (%)



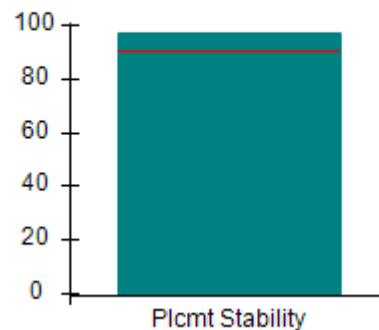
OPM Monitoring Reviews (%)



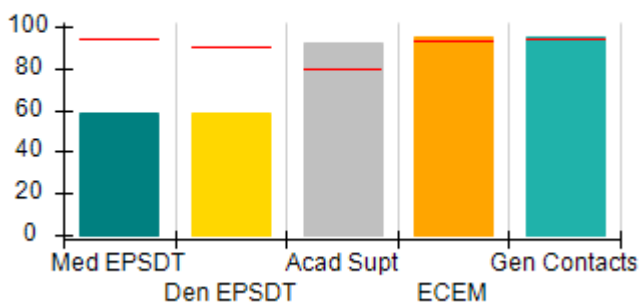
Safety Outcomes (%)



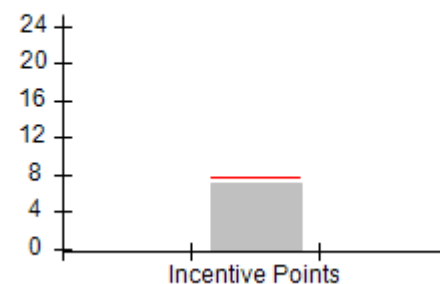
Permanency Outcomes (%)



Well-Being Outcomes (%)



Incentives Earned (Points)





# Performance-Based Placement Measures

## RBWO Provider GA+SCORECARD - CCI

Report Quarter: Q3 FY2018

<b>Provider/Program Name: Family Crisis Center of Walker, Dade, Catoosa, Chattooga Counties - The Cottage (645) - CCI</b>				
<b>467 Long Hollow Rd., Rock Spring, GA 30739</b>		<b>Quarterly Scores (Grades)</b>		<b>Current Quarter Score (Grade)</b>
<b>Phone: 706-375-9060</b>		<b>Q1: 86.85 (B)</b>	<b>Q2: 86.08 (B)</b>	<b>98.40%</b>
<b>Vendor ID# 35341</b>		<b>Q3: 98.40 (A+)</b>	<b>Q4: N/A</b>	<b>(A+)</b>
Program Census Information:		# Children in Care During Quarter: 29	# Placements During Quarter: 29	# Children in Care On Last Day: 15
	<b>Avg Performance All CCIs (%)</b>	<b>Provider Performance (%)*</b>	<b>Possible Points (Weight)</b>	<b>Provider Points Earned</b>
<b>OPM Monitoring Reviews</b>				
Annual Comprehensive Reviews	87%	86%	25	21.51
Safety Reviews	94%	97%	15	14.53
<b>Monitoring Sub-Total</b>			<b>40</b>	<b>36.04</b>
<b>CCI Safety Outcomes</b>				
Incidence of Maltreatment	0.05%	No Substantiated Reports	10	10.00
Staff Training/Foundations	95%	100%	5	5.00
Staff Safety Checks	95%	100%	5	5.00
<b>Safety Sub-Total</b>			<b>20</b>	<b>20.00</b>
<b>CCI Permanency Outcomes</b>				
Placement Stability	90%	97%	15	14.55
<b>Permanency Sub-Total</b>			<b>15</b>	<b>14.55</b>
<b>CCI Well-Being Outcomes</b>				
EPSDT Medical Visits	94%	59%	4	2.36
EPSDT Dental Visits	90%	59%	4	2.36
Academic Supports	79%	92%	3	2.76
Provider ECEM Visits	93%	95%	7	6.65
Provider General Contacts	93%	95%	7	6.65
Placements with Siblings	38%	81%	Not Scored	Not Scored
Placements within Legal County	16%	14%	Not Scored	Not Scored
<b>Well-Being Sub-Total</b>			<b>25</b>	<b>20.78</b>
*Performance calculation descriptions can be found in the FY 2018 RBWO PBP Measurements and Standards Guide.				

<b>Monitoring &amp; Outcomes: Possible Points = 100</b>	<b>Points Earned = 91.37</b>
<b>Score Before Incentives Credit</b>	<b>91.37%</b>
<b>Incentives Awarded</b>	<b>7.03 pts</b>
<b>PBP Verification</b>	<b>N/A pts</b>
<b>Total Score</b>	<b>98.40%</b>



DHS, DFCS, Office of Provider Management  
**Performance-Based Placement Measures**  
**RBWO Provider GA+SCORECARD - CCI**



Report Quarter: Q3 FY2018

**Provider/Program Name: Family Crisis Center of Walker, Dade, Catoosa, Chattooga Counties - The Cottage (645) - CCI**

Program Census Information:		# Children in Care During Quarter: 29	# Placements During Quarter: 29	# Children in Care On Last Day: 15
CCI Incentive Credits	Avg Performance All CCIs (Points)	Provider Performance (%)*	Possible Points (Weight)	Provider Points Earned
Early EPSDT Medical Visits		0%	2	0.00
Early EPSDT Dental Visits		0%	2	0.00
Permanency Contacts		55%	5	2.75
Additional Academic Supports		14%	2	0.28
Active Agency Accreditation		0%	4	0.00
Staff Clinical Licensure		0%	5	0.00
Behavior Management (threshold = 0)		100%	4	4.00
<b>Incentives Total</b>	<b>7.65</b>		<b>24</b>	<b>7.03</b>
Maximum total combined incentive credit allowed is 10 points.			<b>Incentives Awarded</b>	<b>7.03</b>

\*Performance calculation descriptions can be found in the FY 2018 RBWO PBP Measurements and Standards Guide.

**Child Protective Services Investigations and Dispositions**

The following investigations data, which is not used for scoring but is considered significant to a provider's performance, is from Georgia SHINES and is not considered final or complete until the end of the fiscal year.

Total Reports:	0
Number Screened In:	0
Number Screened Out:	0
Number Substantiated:	0
Number Unsubstantiated:	0
Number Active CPS Investigations:	0



DHS, DFCS, Office of Provider Management

## Performance-Based Placement Measures

### RBWO Provider GA+SCORECARD - CCI



Report Quarter: Q3 FY2018

**Provider/Program Name: Family Support Council - Oak Haven Second Chance Home (646) - CCI**

216 Fort Hill Terr., Dalton, GA 30721

Phone: 706-259-4550

Vendor ID# 35343

Quarterly Scores (Grades)

Current Quarter Score (Grade)

Q1: 94.07 (A)

Q2: 91.20 (A-)

93.39%

Q3: 93.39 (A-)

Q4: N/A

(A-)

Program Census Information:

# Children in Care During Quarter: 6

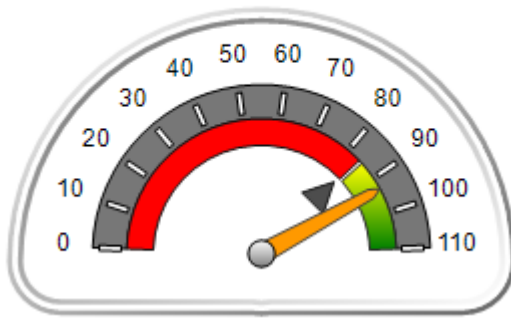
# Placements During Quarter: 6

# Children in Care On Last Day: 4

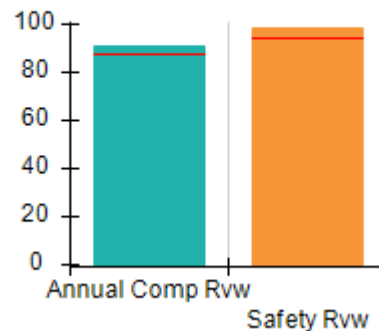
### Quarterly Provider Comparisons to All CCIs

▼ indicates average for all CCIs

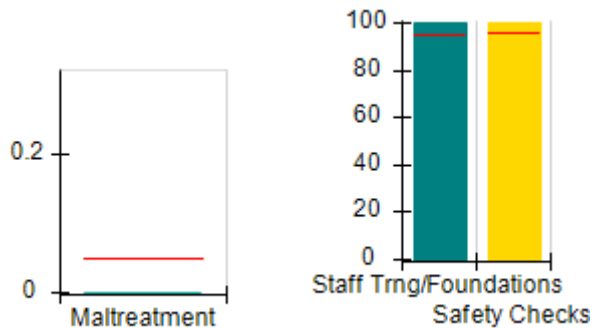
Overall Score (%)



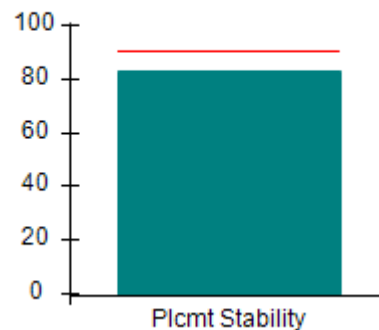
OPM Monitoring Reviews (%)



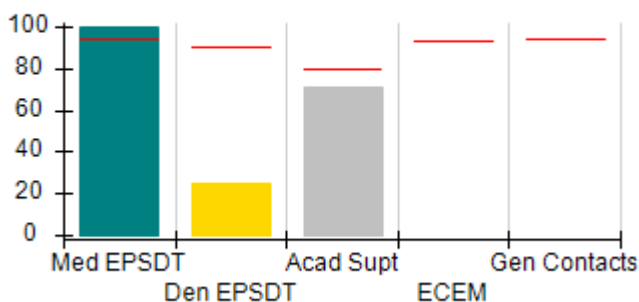
Safety Outcomes (%)



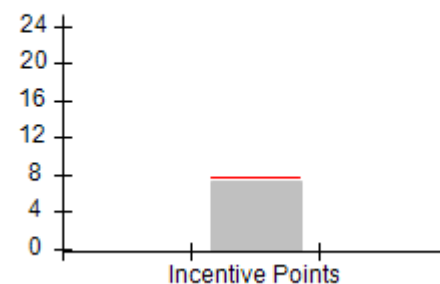
Permanency Outcomes (%)



Well-Being Outcomes (%)



Incentives Earned (Points)





**DHS, DFCS, Office of Provider Management**  
**Performance-Based Placement Measures**  
**RBWO Provider GA+SCORECARD - CCI**



**Report Quarter: Q3 FY2018**

Provider/Program Name: Family Support Council - Oak Haven Second Chance Home (646) - CCI				
216 Fort Hill Terr., Dalton, GA 30721		Quarterly Scores (Grades)		Current Quarter Score (Grade)
Phone: 706-259-4550		Q1: 94.07 (A)	Q2: 91.20 (A-)	93.39% (A-)
Vendor ID# 35343		Q3: 93.39 (A-)	Q4: N/A	
Program Census Information:		# Children in Care During Quarter: 6	# Placements During Quarter: 6	# Children in Care On Last Day: 4
	Avg Performance All CCIs (%)	Provider Performance (%)*	Possible Points (Weight)	Provider Points Earned
<b>OPM Monitoring Reviews</b>				
Annual Comprehensive Reviews	87%	91%	25	22.66
Safety Reviews	94%	98%	15	14.74
<b>Monitoring Sub-Total</b>			<b>40</b>	<b>37.40</b>
<b>CCI Safety Outcomes</b>				
Incidence of Maltreatment	0.05%	No Substantiated Reports	10	10.00
Staff Training/Foundations	95%	100%	5	5.00
Staff Safety Checks	95%	100%	5	5.00
<b>Safety Sub-Total</b>			<b>20</b>	<b>20.00</b>
<b>CCI Permanency Outcomes</b>				
Placement Stability	90%	83%	15	12.45
<b>Permanency Sub-Total</b>			<b>15</b>	<b>12.45</b>
<b>CCI Well-Being Outcomes</b>				
EPSDT Medical Visits	94%	100%	9.1	9.08
EPSDT Dental Visits	90%	25%	9.1	2.27
Academic Supports	79%	71%	6.8	4.84
Provider ECEM Visits	93%	Not Eligible	N/A	
Provider General Contacts	93%	Not Eligible	N/A	
Placements with Siblings	38%	Not Eligible	Not Scored	Not Scored
Placements within Legal County	16%	0%	Not Scored	Not Scored
<b>Well-Being Sub-Total</b>			<b>25</b>	<b>16.19</b>

\*Performance calculation descriptions can be found in the FY 2018 RBWO PBP Measurements and Standards Guide.

<b>Monitoring &amp; Outcomes: Possible Points = 100</b>	<b>Points Earned = 86.03</b>
<b>Score Before Incentives Credit</b>	<b>86.03%</b>
<b>Incentives Awarded</b>	<b>7.36 pts</b>
<b>PBP Verification</b>	<b>N/A pts</b>
<b>Total Score</b>	<b>93.39%</b>



DHS, DFCS, Office of Provider Management  
**Performance-Based Placement Measures**  
**RBWO Provider GA+SCORECARD - CCI**  
Report Quarter: Q3 FY2018



**Provider/Program Name: Family Support Council - Oak Haven Second Chance Home (646) - CCI**

Program Census Information:		# Children in Care During Quarter: 6	# Placements During Quarter: 6	# Children in Care On Last Day: 4
CCI Incentive Credits	Avg Performance All CCIs (Points)	Provider Performance (%)*	Possible Points (Weight)	Provider Points Earned
Early EPSDT Medical Visits		100%	2	2.00
Early EPSDT Dental Visits		25%	2	0.50
Permanency Contacts		None Planned	5	
Additional Academic Supports		43%	2	0.86
Active Agency Accreditation		0%	4	0.00
Staff Clinical Licensure		0%	5	0.00
Behavior Management (threshold = 0)		100%	4	4.00
<b>Incentives Total</b>	<b>7.65</b>		<b>24</b>	<b>7.36</b>
Maximum total combined incentive credit allowed is 10 points.			<b>Incentives Awarded</b>	<b>7.36</b>

\*Performance calculation descriptions can be found in the FY 2018 RBWO PBP Measurements and Standards Guide.

### Child Protective Services Investigations and Dispositions

The following investigations data, which is not used for scoring but is considered significant to a provider's performance, is from Georgia SHINES and is not considered final or complete until the end of the fiscal year.

Total Reports:	0
Number Screened In:	0
Number Screened Out:	0
Number Substantiated:	0
Number Unsubstantiated:	0
Number Active CPS Investigations:	0





DHS, DFCS, Office of Provider Management  
**Performance-Based Placement Measures**  
**RBWO Provider GA+SCORECARD - CCI**  
Report Quarter: Q3 FY2018



**Provider/Program Name: Foundation Group Home, Inc. - CCI (992) - CCI**

827 Tallapoosa Street, Bremen, GA 30110

Phone: 770-537-0700

Vendor ID# 44184

**Quarterly Scores (Grades)**

Q1: 83.21 (B-)

Q2: 99.06 (A+)

Q3: 95.15 (A)

Q4: N/A

**Current Quarter Score (Grade)**

**95.15%**

**(A)**

Program Census Information:

# Children in Care During  
Quarter: 16

# Placements During  
Quarter: 16

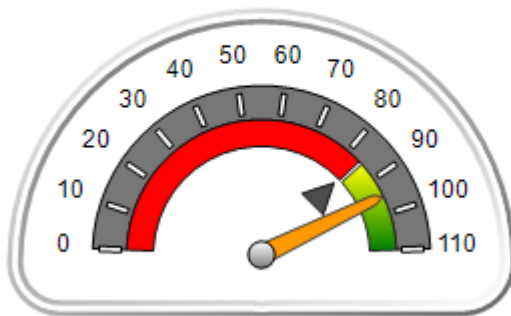
# Children in Care On Last  
Day: 7

**Quarterly Provider Comparisons to All CCIs**

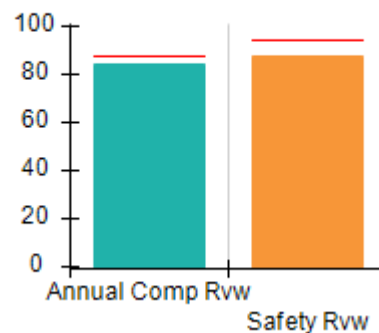


indicates average for all CCIs

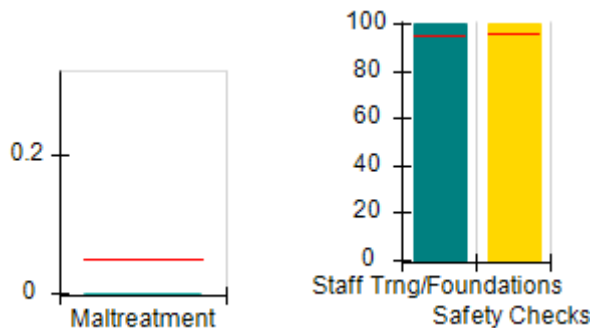
**Overall Score (%)**



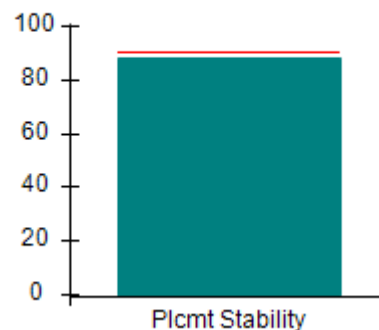
**OPM Monitoring Reviews (%)**



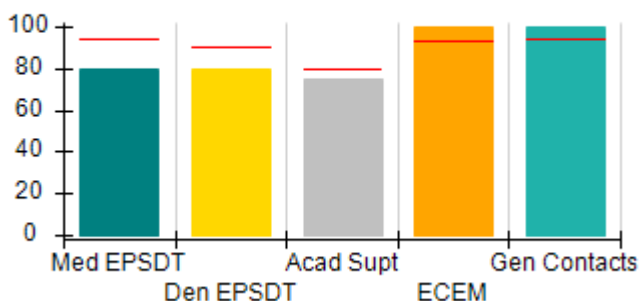
**Safety Outcomes (%)**



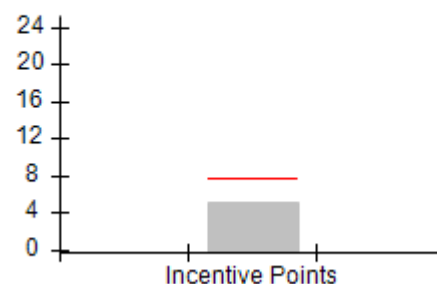
**Permanency Outcomes (%)**



**Well-Being Outcomes (%)**



**Incentives Earned (Points)**





DHS, DFCS, Office of Provider Management  
**Performance-Based Placement Measures**  
**RBWO Provider GA+SCORECARD - CCI**  
**Report Quarter: Q3 FY2018**



Provider/Program Name: Foundation Group Home, Inc. - CCI (992) - CCI				
<b>827 Tallapoosa Street, Bremen, GA 30110</b> <b>Phone: 770-537-0700</b> <b>Vendor ID# 44184</b>		Quarterly Scores (Grades)		Current Quarter Score (Grade)
		Q1: 83.21 (B-)	Q2: 99.06 (A+)	<b>95.15%</b> <b>(A)</b>
		Q3: 95.15 (A)	Q4: N/A	
Program Census Information:		# Children in Care During Quarter: 16	# Placements During Quarter: 16	# Children in Care On Last Day: 7
	Avg Performance All CCIs (%)	Provider Performance (%)*	Possible Points (Weight)	Provider Points Earned
<b>OPM Monitoring Reviews</b>				
Annual Comprehensive Reviews	87%	85%	25	21.15
Safety Reviews	94%	88%	15	13.15
<b>Monitoring Sub-Total</b>			<b>40</b>	<b>34.30</b>
<b>CCI Safety Outcomes</b>				
Incidence of Maltreatment	0.05%	No Substantiated Reports	10	10.00
Staff Training/Foundations	95%	100%	5	5.00
Staff Safety Checks	95%	100%	5	5.00
<b>Safety Sub-Total</b>			<b>20</b>	<b>20.00</b>
<b>CCI Permanency Outcomes</b>				
Placement Stability	90%	88%	15	13.20
<b>Permanency Sub-Total</b>			<b>15</b>	<b>13.20</b>
<b>CCI Well-Being Outcomes</b>				
EPSDT Medical Visits	94%	80%	4	3.20
EPSDT Dental Visits	90%	80%	4	3.20
Academic Supports	79%	75%	3	2.25
Provider ECEM Visits	93%	100%	7	7.00
Provider General Contacts	93%	100%	7	7.00
Placements with Siblings	38%	0%	Not Scored	Not Scored
Placements within Legal County	16%	0%	Not Scored	Not Scored
<b>Well-Being Sub-Total</b>			<b>25</b>	<b>22.65</b>
*Performance calculation descriptions can be found in the FY 2018 RBWO PBP Measurements and Standards Guide.				

Monitoring & Outcomes: Possible Points = 100		Points Earned = 90.15	
<b>Score Before Incentives Credit</b>		<b>90.15%</b>	
<b>Incentives Awarded</b>		<b>5.00 pts</b>	
<b>PBP Verification</b>		<b>N/A pts</b>	
<b>Total Score</b>		<b>95.15%</b>	



DHS, DFCS, Office of Provider Management  
**Performance-Based Placement Measures**  
**RBWO Provider GA+SCORECARD - CCI**  
Report Quarter: Q3 FY2018



**Provider/Program Name: Foundation Group Home, Inc. - CCI (992) - CCI**

Program Census Information:		# Children in Care During Quarter: 16	# Placements During Quarter: 16	# Children in Care On Last Day: 7
CCI Incentive Credits	Avg Performance All CCIs (Points)	Provider Performance (%)*	Possible Points (Weight)	Provider Points Earned
Early EPSDT Medical Visits		0%	2	0.00
Early EPSDT Dental Visits		50%	2	1.00
Permanency Contacts		0%	5	0.00
Additional Academic Supports		0%	2	0.00
Active Agency Accreditation		0%	4	0.00
Staff Clinical Licensure		0%	5	0.00
Behavior Management (threshold = 0)		100%	4	4.00
<b>Incentives Total</b>	<b>7.65</b>		<b>24</b>	<b>5.00</b>
Maximum total combined incentive credit allowed is 10 points.			<b>Incentives Awarded</b>	<b>5.00</b>

\*Performance calculation descriptions can be found in the FY 2018 RBWO PBP Measurements and Standards Guide.

**Child Protective Services Investigations and Dispositions**

The following investigations data, which is not used for scoring but is considered significant to a provider's performance, is from Georgia SHINES and is not considered final or complete until the end of the fiscal year.

Total Reports:	3	
Number Screened In:	0	
Number Screened Out:	3	
Number Substantiated:	0	
Number Unsubstantiated:	0	
Number Active CPS Investigations:	0	



DHS, DFCS, Office of Provider Management  
**Performance-Based Placement Measures**  
**RBWO Provider GA+SCORECARD - CCI**  
Report Quarter: Q3 FY2018



**Provider/Program Name: Genesis House for Homeless, Inc. - (654) - CCI**

2107 Hwy 41 North, Perry, GA 31069

Phone: 478-987-7466

Vendor ID# 35355

**Quarterly Scores (Grades)**

Q1: 89.42 (B+)

Q2: 97.85 (A+)

Q3: 104.54 (A+)

Q4: N/A

**Current Quarter Score (Grade)**

**104.54%**

**(A+)**

Program Census Information:

# Children in Care During  
Quarter: 7

# Placements During  
Quarter: 7

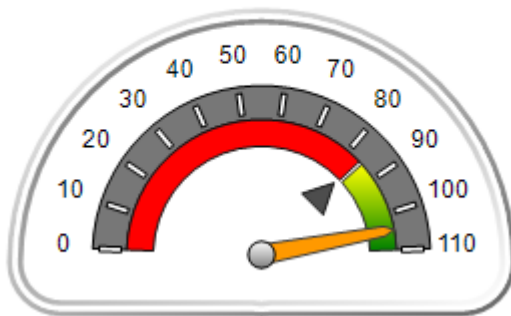
# Children in Care On Last  
Day: 7

**Quarterly Provider Comparisons to All CCIs**

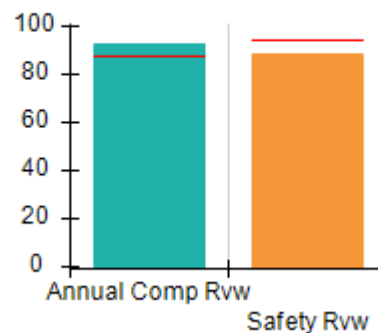


indicates average for all CCIs

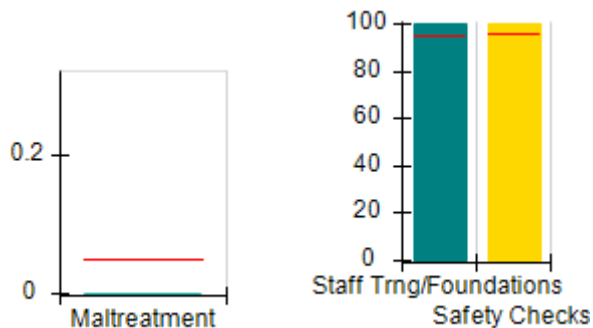
**Overall Score (%)**



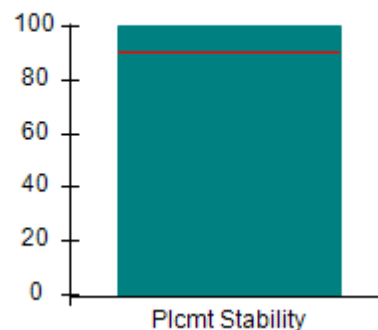
**OPM Monitoring Reviews (%)**



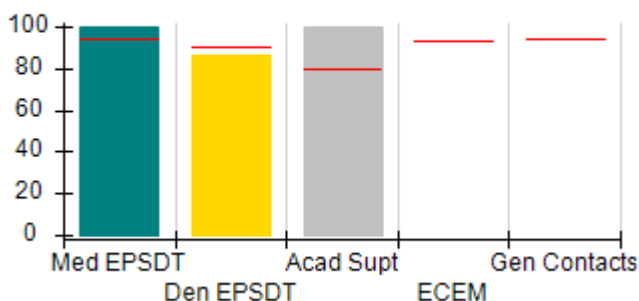
**Safety Outcomes (%)**



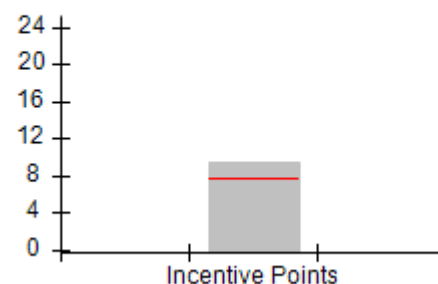
**Permanency Outcomes (%)**



**Well-Being Outcomes (%)**



**Incentives Earned (Points)**





DHS, DFCS, Office of Provider Management  
**Performance-Based Placement Measures**  
**RBWO Provider GA+SCORECARD - CCI**  
**Report Quarter: Q3 FY2018**



<b>Provider/Program Name: Genesis House for Homeless, Inc. - (654) - CCI</b>				
<b>2107 Hwy 41 North, Perry, GA 31069</b>  <b>Phone: 478-987-7466</b>  <b>Vendor ID# 35355</b>		<b>Quarterly Scores (Grades)</b>		<b>Current Quarter Score (Grade)</b>
		<b>Q1: 89.42 (B+)</b>	<b>Q2: 97.85 (A+)</b>	<b>104.54%</b> <b>(A+)</b>
		<b>Q3: 104.54 (A+)</b>	<b>Q4: N/A</b>	
Program Census Information:		# Children in Care During Quarter: 7	# Placements During Quarter: 7	# Children in Care On Last Day: 7
	<b>Avg Performance All CCIs (%)</b>	<b>Provider Performance (%)*</b>	<b>Possible Points (Weight)</b>	<b>Provider Points Earned</b>
<b>OPM Monitoring Reviews</b>				
Annual Comprehensive Reviews	87%	93%	25	23.19
Safety Reviews	94%	89%	15	13.32
<b>Monitoring Sub-Total</b>			<b>40</b>	<b>36.51</b>
<b>CCI Safety Outcomes</b>				
Incidence of Maltreatment	0.05%	No Substantiated Reports	10	10.00
Staff Training/Foundations	95%	100%	5	5.00
Staff Safety Checks	95%	100%	5	5.00
<b>Safety Sub-Total</b>			<b>20</b>	<b>20.00</b>
<b>CCI Permanency Outcomes</b>				
Placement Stability	90%	100%	15	15.00
<b>Permanency Sub-Total</b>			<b>15</b>	<b>15.00</b>
<b>CCI Well-Being Outcomes</b>				
EPSDT Medical Visits	94%	100%	9.1	9.08
EPSDT Dental Visits	90%	86%	9.1	7.81
Academic Supports	79%	100%	6.8	6.81
Provider ECEM Visits	93%	Not Eligible	N/A	
Provider General Contacts	93%	Not Eligible	N/A	
Placements with Siblings	38%	0%	Not Scored	Not Scored
Placements within Legal County	16%	0%	Not Scored	Not Scored
<b>Well-Being Sub-Total</b>			<b>25</b>	<b>23.70</b>
*Performance calculation descriptions can be found in the FY 2018 RBWO PBP Measurements and Standards Guide.				

<b>Monitoring &amp; Outcomes: Possible Points = 100</b>	<b>Points Earned = 95.20</b>
<b>Score Before Incentives Credit</b>	<b>95.20%</b>
<b>Incentives Awarded</b>	<b>9.34 pts</b>
<b>PBP Verification</b>	<b>N/A pts</b>
<b>Total Score</b>	<b>104.54%</b>



DHS, DFCS, Office of Provider Management  
**Performance-Based Placement Measures**  
**RBWO Provider GA+SCORECARD - CCI**  
Report Quarter: Q3 FY2018



**Provider/Program Name: Genesis House for Homeless, Inc. - (654) - CCI**

Program Census Information:		# Children in Care During Quarter: 7	# Placements During Quarter: 7	# Children in Care On Last Day: 7
CCI Incentive Credits	Avg Performance All CCIs (Points)	Provider Performance (%)*	Possible Points (Weight)	Provider Points Earned
Early EPSDT Medical Visits		100%	2	2.00
Early EPSDT Dental Visits		67%	2	1.34
Permanency Contacts		None Planned	5	
Additional Academic Supports		100%	2	2.00
Active Agency Accreditation		0%	4	0.00
Staff Clinical Licensure		0%	5	0.00
Behavior Management (threshold = 0)		100%	4	4.00
<b>Incentives Total</b>	<b>7.65</b>		<b>24</b>	<b>9.34</b>
Maximum total combined incentive credit allowed is 10 points.			<b>Incentives Awarded</b>	<b>9.34</b>

\*Performance calculation descriptions can be found in the FY 2018 RBWO PBP Measurements and Standards Guide.

**Child Protective Services Investigations and Dispositions**

The following investigations data, which is not used for scoring but is considered significant to a provider's performance, is from Georgia SHINES and is not considered final or complete until the end of the fiscal year.

Total Reports:	0	
Number Screened In:	0	
Number Screened Out:	0	
Number Substantiated:	0	
Number Unsubstantiated:	0	
Number Active CPS Investigations:	0	



DHS, DFCS, Office of Provider Management  
**Performance-Based Placement Measures**  
**RBWO Provider GA+SCORECARD - CCI**



Report Quarter: Q3 FY2018

**Provider/Program Name: Gentle Loving Care Center - Residential Treatment Program (5246) - CCI**

218 Pine Forest Drive, Sandersville, GA 31082

Phone: 478-412-2659

Vendor ID# 138051

Quarterly Scores (Grades)

Current Quarter Score (Grade)

Q1: 61.45 (D-)

Q2: 89.19 (B+)

94.77%

Q3: 94.77 (A)

Q4: N/A

(A)

Program Census Information:

# Children in Care During Quarter: 9

# Placements During Quarter: 9

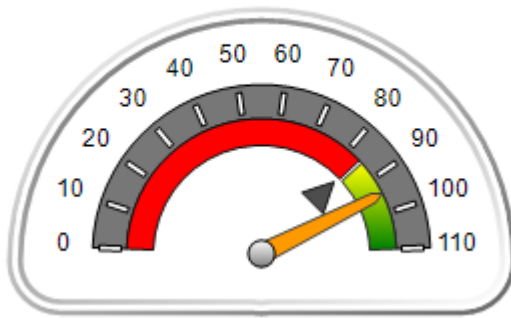
# Children in Care On Last Day: 5

**Quarterly Provider Comparisons to All CCIs**

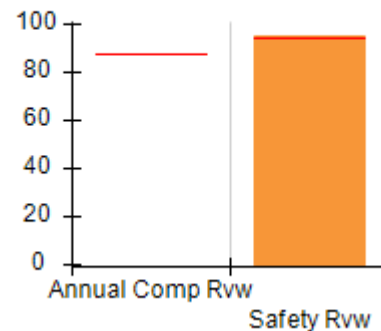


indicates average for all CCIs

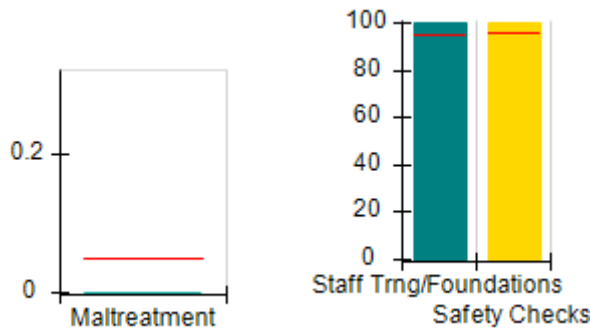
Overall Score (%)



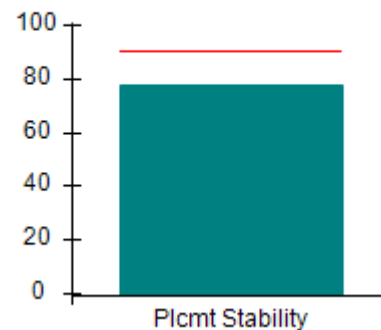
OPM Monitoring Reviews (%)



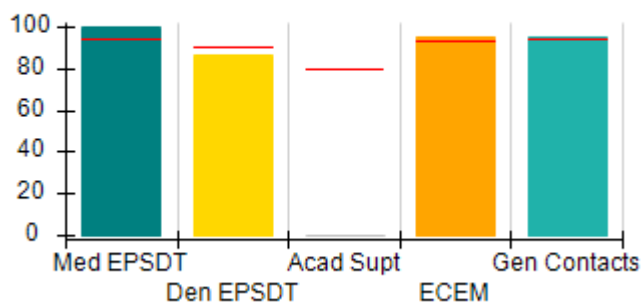
Safety Outcomes (%)



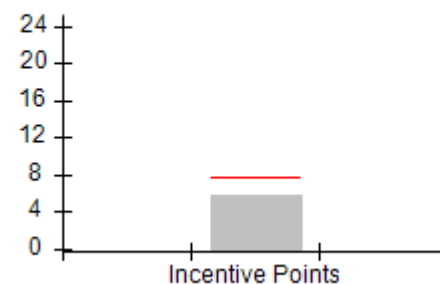
Permanency Outcomes (%)



Well-Being Outcomes (%)



Incentives Earned (Points)





DHS, DFCS, Office of Provider Management  
**Performance-Based Placement Measures**  
**RBWO Provider GA+SCORECARD - CCI**



Report Quarter: Q3 FY2018

**Provider/Program Name: Gentle Loving Care Center - Residential Treatment Program (5246) - CCI**

218 Pine Forest Drive, Sandersville, GA 31082  Phone: 478-412-2659  Vendor ID# 138051	Quarterly Scores (Grades)		Current Quarter Score (Grade)
	Q1: 61.45 (D-)	Q2: 89.19 (B+)	<b>94.77%</b> <b>(A)</b>
	Q3: 94.77 (A)	Q4: N/A	

Program Census Information:	# Children in Care During Quarter: 9	# Placements During Quarter: 9	# Children in Care On Last Day: 5
-----------------------------	--------------------------------------	--------------------------------	-----------------------------------

	Avg Performance All CCIs (%)	Provider Performance (%)*	Possible Points (Weight)	Provider Points Earned
--	------------------------------	---------------------------	--------------------------	------------------------

**OPM Monitoring Reviews**

Annual Comprehensive Reviews	87%	Not Yet Conducted		
Safety Reviews	94%	95%	15	14.25
<b>Monitoring Sub-Total</b>			<b>15</b>	<b>14.25</b>

**CCI Safety Outcomes**

Incidence of Maltreatment	0.05%	No Substantiated Reports	10	10.00
Staff Training/Foundations	95%	100%	5	5.00
Staff Safety Checks	95%	100%	5	5.00
<b>Safety Sub-Total</b>			<b>20</b>	<b>20.00</b>

**CCI Permanency Outcomes**

Placement Stability	90%	78%	15	11.70
<b>Permanency Sub-Total</b>			<b>15</b>	<b>11.70</b>

**CCI Well-Being Outcomes**

EPSDT Medical Visits	94%	100%	4	4.00
EPSDT Dental Visits	90%	86%	4	3.44
Academic Supports	79%	0%	3	0.00
Provider ECEM Visits	93%	95%	7	6.65
Provider General Contacts	93%	95%	7	6.65
Placements with Siblings	38%	0%	Not Scored	Not Scored
Placements within Legal County	16%	0%	Not Scored	Not Scored
<b>Well-Being Sub-Total</b>			<b>25</b>	<b>20.74</b>

\*Performance calculation descriptions can be found in the FY 2018 RBWO PBP Measurements and Standards Guide.

<b>Monitoring &amp; Outcomes: Possible Points = 75</b>	<b>Points Earned = 66.69</b>
<b>Score Before Incentives Credit</b>	<b>88.92%</b>
<b>Incentives Awarded</b>	<b>5.85 pts</b>
<b>PBP Verification</b>	<b>N/A pts</b>
<b>Total Score</b>	<b>94.77%</b>





DHS, DFCS, Office of Provider Management  
**Performance-Based Placement Measures**  
**RBWO Provider GA+SCORECARD - CCI**



Report Quarter: Q3 FY2018

**Provider/Program Name: Gentle Loving Care Center - Residential Treatment Program (5246) - CCI**

Program Census Information:		# Children in Care During Quarter: 9	# Placements During Quarter: 9	# Children in Care On Last Day: 5
CCI Incentive Credits	Avg Performance All CCIs (Points)	Provider Performance (%)*	Possible Points (Weight)	Provider Points Earned
Early EPSDT Medical Visits		Not Eligible	2	
Early EPSDT Dental Visits		50%	2	1.00
Permanency Contacts		17%	5	0.85
Additional Academic Supports		0%	2	0.00
Active Agency Accreditation		0%	4	0.00
Staff Clinical Licensure		0%	5	0.00
Behavior Management (threshold = 0)		100%	4	4.00
<b>Incentives Total</b>	<b>7.65</b>		<b>24</b>	<b>5.85</b>
Maximum total combined incentive credit allowed is 10 points.			<b>Incentives Awarded</b>	<b>5.85</b>

\*Performance calculation descriptions can be found in the FY 2018 RBWO PBP Measurements and Standards Guide.

**Child Protective Services Investigations and Dispositions**

The following investigations data, which is not used for scoring but is considered significant to a provider's performance, is from Georgia SHINES and is not considered final or complete until the end of the fiscal year.

Total Reports:	0
Number Screened In:	0
Number Screened Out:	0
Number Substantiated:	0
Number Unsubstantiated:	0
Number Active CPS Investigations:	0



DHS, DFCS, Office of Provider Management

## Performance-Based Placement Measures

### RBWO Provider GA+SCORECARD - CCI



Report Quarter: Q3 FY2018

**Provider/Program Name: Georgia Baptist Children's Home & Family Ministries - Alice's House (663) - CCI**

624 Folds Rd., Carrollton, GA 30117

Phone: 770-834-1116

Vendor ID# 35358

Quarterly Scores (Grades)

Current Quarter Score (Grade)

Q1: 93.36 (A-)

Q2: 98.52 (A+)

103.73%

Q3: 103.73 (A+)

Q4: N/A

(A+)

Program Census Information:

# Children in Care During Quarter: 7

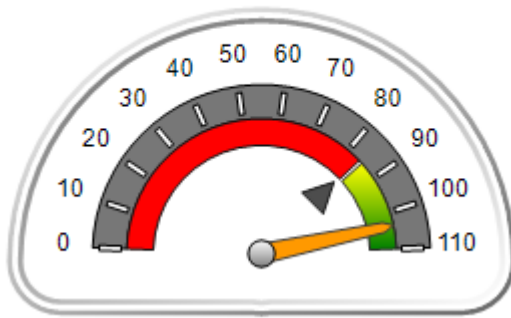
# Placements During Quarter: 7

# Children in Care On Last Day: 7

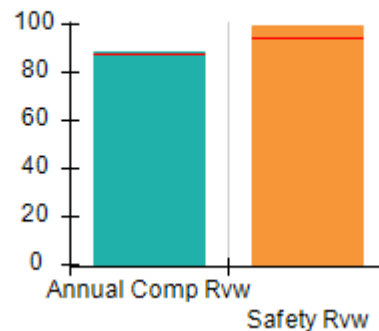
### Quarterly Provider Comparisons to All CCIs

▼ indicates average for all CCIs

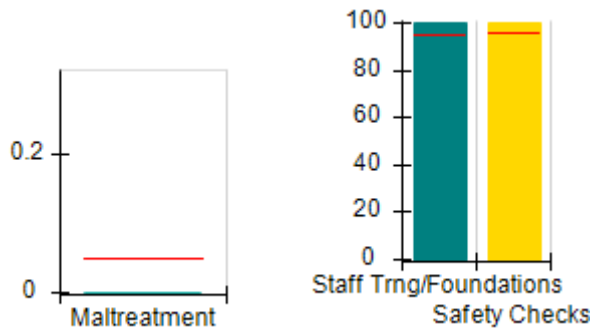
Overall Score (%)



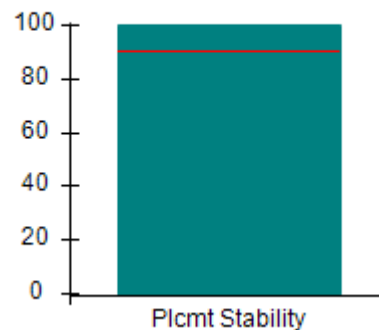
OPM Monitoring Reviews (%)



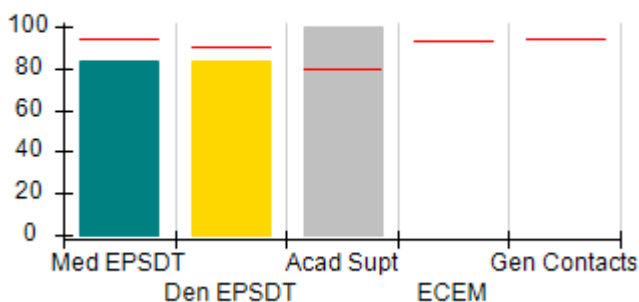
Safety Outcomes (%)



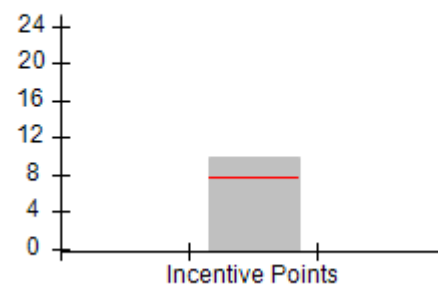
Permanency Outcomes (%)



Well-Being Outcomes (%)



Incentives Earned (Points)





**DHS, DFCS, Office of Provider Management**  
**Performance-Based Placement Measures**  
**RBWO Provider GA+SCORECARD - CCI**



**Report Quarter: Q3 FY2018**

**Provider/Program Name: Georgia Baptist Children's Home & Family Ministries - Alice's House (663) - CCI**

<b>624 Folds Rd., Carrollton, GA 30117</b>  <b>Phone: 770-834-1116</b>  <b>Vendor ID# 35358</b>	<b>Quarterly Scores (Grades)</b>		<b>Current Quarter Score (Grade)</b>
	<b>Q1: 93.36 (A-)</b>	<b>Q2: 98.52 (A+)</b>	<b>103.73%</b>
	<b>Q3: 103.73 (A+)</b>	<b>Q4: N/A</b>	<b>(A+)</b>

Program Census Information:	# Children in Care During Quarter: 7	# Placements During Quarter: 7	# Children in Care On Last Day: 7
-----------------------------	--------------------------------------	--------------------------------	-----------------------------------

	<b>Avg Performance All CCIs (%)</b>	<b>Provider Performance (%)*</b>	<b>Possible Points (Weight)</b>	<b>Provider Points Earned</b>
--	-------------------------------------	----------------------------------	---------------------------------	-------------------------------

**OPM Monitoring Reviews**

Annual Comprehensive Reviews	87%	88%	25	22.03
Safety Reviews	94%	99%	15	14.86
<b>Monitoring Sub-Total</b>			<b>40</b>	<b>36.89</b>

**CCI Safety Outcomes**

Incidence of Maltreatment	0.05%	No Substantiated Reports	10	10.00
Staff Training/Foundations	95%	100%	5	5.00
Staff Safety Checks	95%	100%	5	5.00
<b>Safety Sub-Total</b>			<b>20</b>	<b>20.00</b>

**CCI Permanency Outcomes**

Placement Stability	90%	100%	15	15.00
<b>Permanency Sub-Total</b>			<b>15</b>	<b>15.00</b>

**CCI Well-Being Outcomes**

EPSDT Medical Visits	94%	83%	9.1	7.54
EPSDT Dental Visits	90%	83%	9.1	7.54
Academic Supports	79%	100%	6.8	6.81
Provider ECEM Visits	93%	Not Eligible	N/A	
Provider General Contacts	93%	Not Eligible	N/A	
Placements with Siblings	38%	100%	Not Scored	Not Scored
Placements within Legal County	16%	33%	Not Scored	Not Scored
<b>Well-Being Sub-Total</b>			<b>25</b>	<b>21.88</b>

\*Performance calculation descriptions can be found in the FY 2018 RBWO PBP Measurements and Standards Guide.

<b>Monitoring &amp; Outcomes: Possible Points = 100</b>		<b>Points Earned = 93.77</b>	
<b>Score Before Incentives Credit</b>		<b>93.77%</b>	
<b>Incentives Awarded</b>		<b>9.96 pts</b>	
<b>PBP Verification</b>		<b>N/A pts</b>	
<b>Total Score</b>		<b>103.73%</b>	



DHS, DFCS, Office of Provider Management  
**Performance-Based Placement Measures**  
**RBWO Provider GA+SCORECARD - CCI**



Report Quarter: Q3 FY2018

**Provider/Program Name: Georgia Baptist Children's Home & Family Ministries - Alice's House (663) - CCI**

Program Census Information:		# Children in Care During Quarter: 7	# Placements During Quarter: 7	# Children in Care On Last Day: 7
CCI Incentive Credits	Avg Performance All CCIs (Points)	Provider Performance (%)*	Possible Points (Weight)	Provider Points Earned
Early EPSDT Medical Visits		80%	2	1.60
Early EPSDT Dental Visits		80%	2	1.60
Permanency Contacts		None Planned	5	
Additional Academic Supports		38%	2	0.76
Active Agency Accreditation		50%	4	2.00
Staff Clinical Licensure		0%	5	0.00
Behavior Management (threshold = 0)		100%	4	4.00
<b>Incentives Total</b>	<b>7.65</b>		<b>24</b>	<b>9.96</b>
Maximum total combined incentive credit allowed is 10 points.			<b>Incentives Awarded</b>	<b>9.96</b>

\*Performance calculation descriptions can be found in the FY 2018 RBWO PBP Measurements and Standards Guide.

**Child Protective Services Investigations and Dispositions**

The following investigations data, which is not used for scoring but is considered significant to a provider's performance, is from Georgia SHINES and is not considered final or complete until the end of the fiscal year.

Total Reports:	0
Number Screened In:	0
Number Screened Out:	0
Number Substantiated:	0
Number Unsubstantiated:	0
Number Active CPS Investigations:	0



DHS, DFCS, Office of Provider Management  
**Performance-Based Placement Measures**  
**RBWO Provider GA+SCORECARD - CCI**



Report Quarter: Q3 FY2018

**Provider/Program Name: Georgia Baptist Children's Home & Family Ministries - Angel's House (657) - CCI**

1401 Holbrook Rd., Newnan, GA 30263-7712

Phone: 770-463-8645

Vendor ID# 35367

Quarterly Scores (Grades)

Q1: 108.30 (A+)

Q2: 110.00 (A+)

Q3: 110.00 (A+)

Q4: N/A

Current Quarter Score (Grade)

110.00%

(A+)

Program Census Information:

# Children in Care During Quarter: 6

# Placements During Quarter: 6

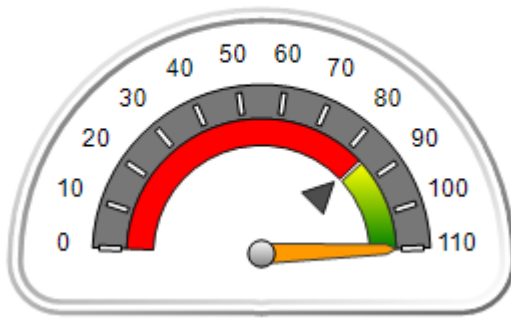
# Children in Care On Last Day: 6

**Quarterly Provider Comparisons to All CCIs**

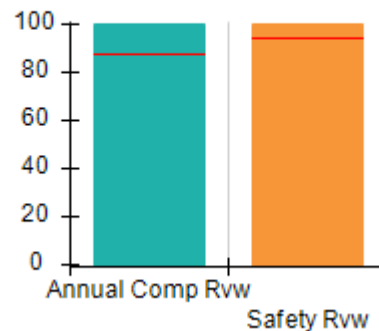


indicates average for all CCIs

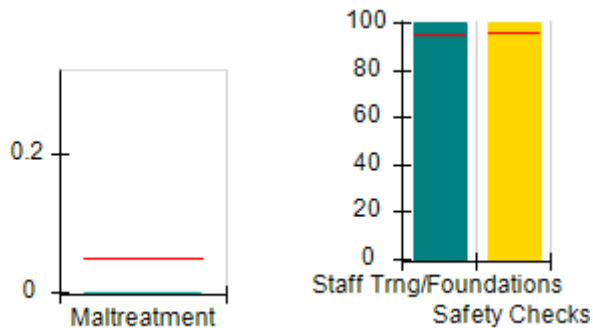
Overall Score (%)



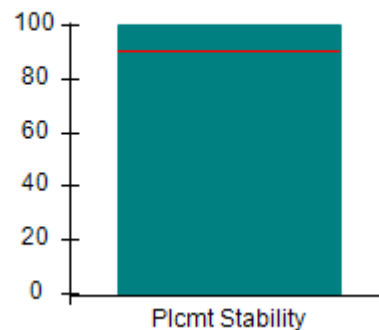
OPM Monitoring Reviews (%)



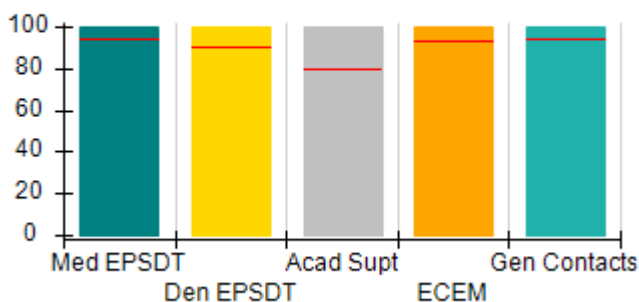
Safety Outcomes (%)



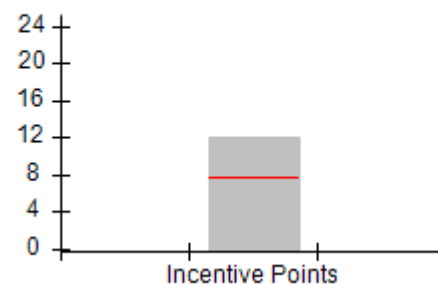
Permanency Outcomes (%)



Well-Being Outcomes (%)



Incentives Earned (Points)





# Performance-Based Placement Measures

## RBWO Provider GA+SCORECARD - CCI

Report Quarter: Q3 FY2018

**Provider/Program Name: Georgia Baptist Children's Home & Family Ministries - Angel's House (657) - CCI**

1401 Holbrook Rd., Newnan, GA 30263-7712 Phone: 770-463-8645 Vendor ID# 35367	Quarterly Scores (Grades)		Current Quarter Score (Grade)
	Q1: 108.30 (A+)	Q2: 110.00 (A+)	110.00% (A+)
	Q3: 110.00 (A+)	Q4: N/A	

Program Census Information:	# Children in Care During Quarter: 6	# Placements During Quarter: 6	# Children in Care On Last Day: 6
-----------------------------	--------------------------------------	--------------------------------	-----------------------------------

	Avg Performance All CCIs (%)	Provider Performance (%)*	Possible Points (Weight)	Provider Points Earned
--	------------------------------	---------------------------	--------------------------	------------------------

**OPM Monitoring Reviews**

Annual Comprehensive Reviews	87%	100%	25	25.00
Safety Reviews	94%	100%	15	15.00
<b>Monitoring Sub-Total</b>			<b>40</b>	<b>40.00</b>

**CCI Safety Outcomes**

Incidence of Maltreatment	0.05%	No Substantiated Reports	10	10.00
Staff Training/Foundations	95%	100%	5	5.00
Staff Safety Checks	95%	100%	5	5.00
<b>Safety Sub-Total</b>			<b>20</b>	<b>20.00</b>

**CCI Permanency Outcomes**

Placement Stability	90%	100%	15	15.00
<b>Permanency Sub-Total</b>			<b>15</b>	<b>15.00</b>

**CCI Well-Being Outcomes**

EPSDT Medical Visits	94%	100%	4	4.00
EPSDT Dental Visits	90%	100%	4	4.00
Academic Supports	79%	100%	3	3.00
Provider ECEM Visits	93%	100%	7	7.00
Provider General Contacts	93%	100%	7	7.00
Placements with Siblings	38%	0%	Not Scored	Not Scored
Placements within Legal County	16%	100%	Not Scored	Not Scored
<b>Well-Being Sub-Total</b>			<b>25</b>	<b>25.00</b>

\*Performance calculation descriptions can be found in the FY 2018 RBWO PBP Measurements and Standards Guide.

<b>Monitoring &amp; Outcomes: Possible Points = 100</b>	<b>Points Earned = 100.00</b>
<b>Score Before Incentives Credit</b>	<b>100.00%</b>
<b>Incentives Awarded</b>	<b>10.00 pts</b>
<b>PBP Verification</b>	<b>N/A pts</b>
<b>Total Score</b>	<b>110.00%</b>



DHS, DFCS, Office of Provider Management  
**Performance-Based Placement Measures**  
**RBWO Provider GA+SCORECARD - CCI**



Report Quarter: Q3 FY2018

**Provider/Program Name: Georgia Baptist Children's Home & Family Ministries - Angel's House (657) - CCI**

Program Census Information:		# Children in Care During Quarter: 6	# Placements During Quarter: 6	# Children in Care On Last Day: 6
CCI Incentive Credits	Avg Performance All CCIs (Points)	Provider Performance (%)*	Possible Points (Weight)	Provider Points Earned
Early EPSDT Medical Visits		100%	2	2.00
Early EPSDT Dental Visits		100%	2	2.00
Permanency Contacts		None Planned	5	
Additional Academic Supports		100%	2	2.00
Active Agency Accreditation		50%	4	2.00
Staff Clinical Licensure		0%	5	0.00
Behavior Management (threshold = 0)		100%	4	4.00
<b>Incentives Total</b>	<b>7.65</b>		<b>24</b>	<b>12.00</b>
Maximum total combined incentive credit allowed is 10 points.			<b>Incentives Awarded</b>	<b>10.00</b>

\*Performance calculation descriptions can be found in the FY 2018 RBWO PBP Measurements and Standards Guide.

**Child Protective Services Investigations and Dispositions**

The following investigations data, which is not used for scoring but is considered significant to a provider's performance, is from Georgia SHINES and is not considered final or complete until the end of the fiscal year.

Total Reports:	0
Number Screened In:	0
Number Screened Out:	0
Number Substantiated:	0
Number Unsubstantiated:	0
Number Active CPS Investigations:	0



**DHS, DFCS, Office of Provider Management**  
**Performance-Based Placement Measures**  
**RBWO Provider GA+SCORECARD - CCI**



**Report Quarter: Q3 FY2018**

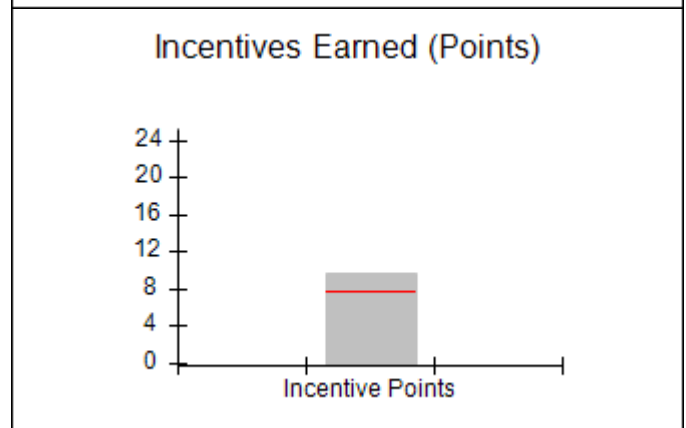
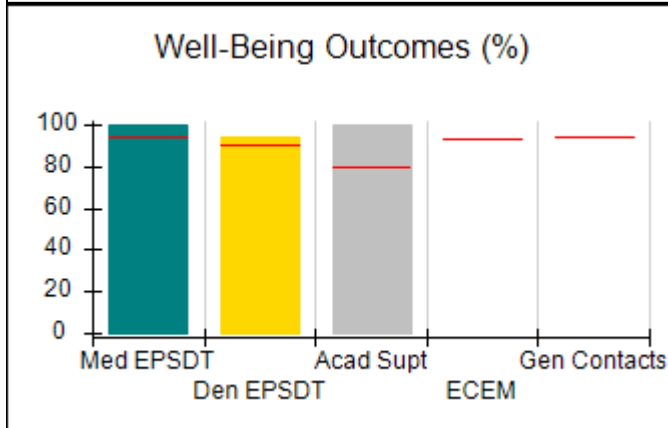
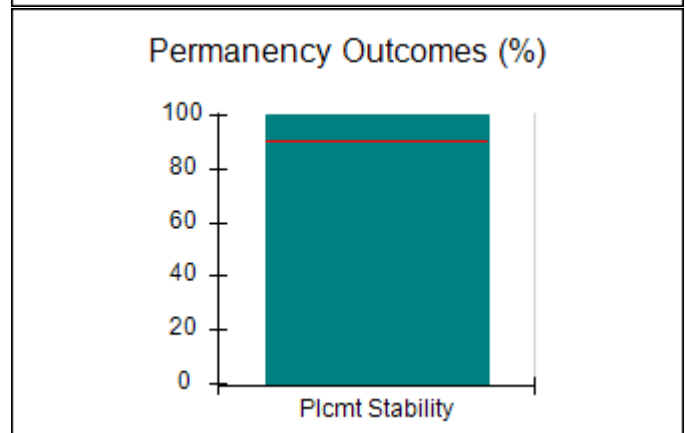
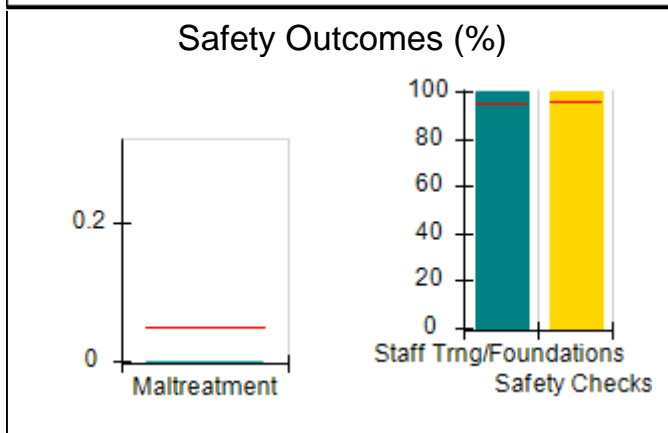
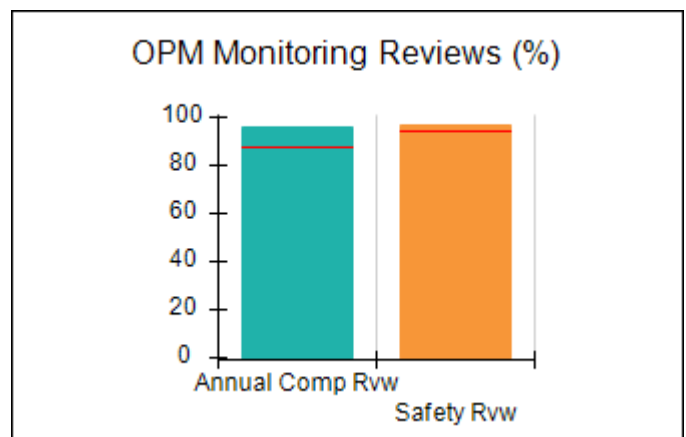
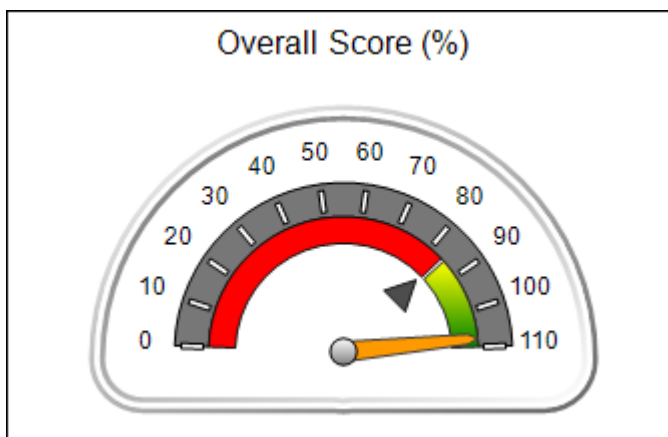
**Provider/Program Name: Georgia Baptist Children's Home & Family Ministries - Baxley Campus (664) - CCI**

<b>9420 Blackshear Hwy., Baxley, GA 31513</b>  <b>Phone: 912-367-6691</b>  <b>Vendor ID# 35359</b>	Quarterly Scores (Grades)		Current Quarter Score (Grade)
	Q1: 101.22 (A+)	Q2: 107.70 (A+)	<b>107.72% (A+)</b>
	Q3: 107.72 (A+)	Q4: N/A	

Program Census Information:	# Children in Care During Quarter: 19	# Placements During Quarter: 19	# Children in Care On Last Day: 19
-----------------------------	---------------------------------------	---------------------------------	------------------------------------

**Quarterly Provider Comparisons to All CCIs**

▼ — indicates average for all CCIs







# Performance-Based Placement Measures

## RBWO Provider GA+SCORECARD - CCI

Report Quarter: Q3 FY2018

Provider/Program Name: Georgia Baptist Children's Home & Family Ministries - Baxley Campus (664) - CCI				
9420 Blackshear Hwy., Baxley, GA 31513		Quarterly Scores (Grades)		Current Quarter Score (Grade)
Phone: 912-367-6691		Q1: 101.22 (A+)	Q2: 107.70 (A+)	107.72% (A+)
Vendor ID# 35359		Q3: 107.72 (A+)	Q4: N/A	
Program Census Information:		# Children in Care During Quarter: 19	# Placements During Quarter: 19	# Children in Care On Last Day: 19
	Avg Performance All CCIs (%)	Provider Performance (%)*	Possible Points (Weight)	Provider Points Earned
<b>OPM Monitoring Reviews</b>				
Annual Comprehensive Reviews	87%	96%	25	24.08
Safety Reviews	94%	97%	15	14.52
<b>Monitoring Sub-Total</b>			<b>40</b>	<b>38.59</b>
<b>CCI Safety Outcomes</b>				
Incidence of Maltreatment	0.05%	No Substantiated Reports	10	10.00
Staff Training/Foundations	95%	100%	5	5.00
Staff Safety Checks	95%	100%	5	5.00
<b>Safety Sub-Total</b>			<b>20</b>	<b>20.00</b>
<b>CCI Permanency Outcomes</b>				
Placement Stability	90%	100%	15	15.00
<b>Permanency Sub-Total</b>			<b>15</b>	<b>15.00</b>
<b>CCI Well-Being Outcomes</b>				
EPSDT Medical Visits	94%	100%	9.1	9.08
EPSDT Dental Visits	90%	94%	9.1	8.54
Academic Supports	79%	100%	6.8	6.81
Provider ECEM Visits	93%	Not Eligible	N/A	
Provider General Contacts	93%	Not Eligible	N/A	
Placements with Siblings	38%	0%	Not Scored	Not Scored
Placements within Legal County	16%	0%	Not Scored	Not Scored
<b>Well-Being Sub-Total</b>			<b>25</b>	<b>24.43</b>
*Performance calculation descriptions can be found in the FY 2018 RBWO PBP Measurements and Standards Guide.				

<b>Monitoring &amp; Outcomes: Possible Points = 100</b>		<b>Points Earned = 98.02</b>	
<b>Score Before Incentives Credit</b>			<b>98.02%</b>
<b>Incentives Awarded</b>			<b>9.70 pts</b>
<b>PBP Verification</b>			<b>N/A pts</b>
<b>Total Score</b>			<b>107.72%</b>



DHS, DFCS, Office of Provider Management  
**Performance-Based Placement Measures**  
**RBWO Provider GA+SCORECARD - CCI**



Report Quarter: Q3 FY2018

**Provider/Program Name: Georgia Baptist Children's Home & Family Ministries - Baxley Campus (664) - CCI**

Program Census Information:		# Children in Care During Quarter: 19	# Placements During Quarter: 19	# Children in Care On Last Day: 19
CCI Incentive Credits	Avg Performance All CCIs (Points)	Provider Performance (%)*	Possible Points (Weight)	Provider Points Earned
Early EPSDT Medical Visits		100%	2	2.00
Early EPSDT Dental Visits		71%	2	1.42
Permanency Contacts		0%	5	0.00
Additional Academic Supports		14%	2	0.28
Active Agency Accreditation		50%	4	2.00
Staff Clinical Licensure		0%	5	0.00
Behavior Management (threshold = 0)		100%	4	4.00
<b>Incentives Total</b>	<b>7.65</b>		<b>24</b>	<b>9.70</b>
Maximum total combined incentive credit allowed is 10 points.			<b>Incentives Awarded</b>	<b>9.70</b>

\*Performance calculation descriptions can be found in the FY 2018 RBWO PBP Measurements and Standards Guide.

**Child Protective Services Investigations and Dispositions**

The following investigations data, which is not used for scoring but is considered significant to a provider's performance, is from Georgia SHINES and is not considered final or complete until the end of the fiscal year.

Total Reports:	0
Number Screened In:	0
Number Screened Out:	0
Number Substantiated:	0
Number Unsubstantiated:	0
Number Active CPS Investigations:	0



DHS, DFCS, Office of Provider Management  
**Performance-Based Placement Measures**  
**RBWO Provider GA+SCORECARD - CCI**



Report Quarter: Q3 FY2018

**Provider/Program Name: Georgia Baptist Children's Home & Family Ministries - dba Good Shepherd The (685) - CCI**

390 Bar Rest Ranch Road, Warm Springs, GA 31830

Phone: 706-655-2354

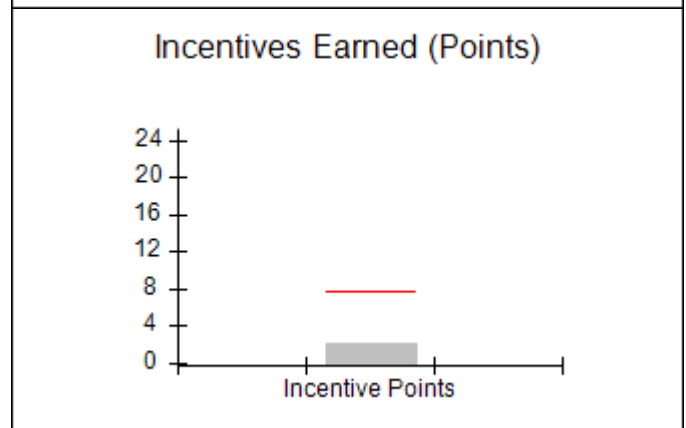
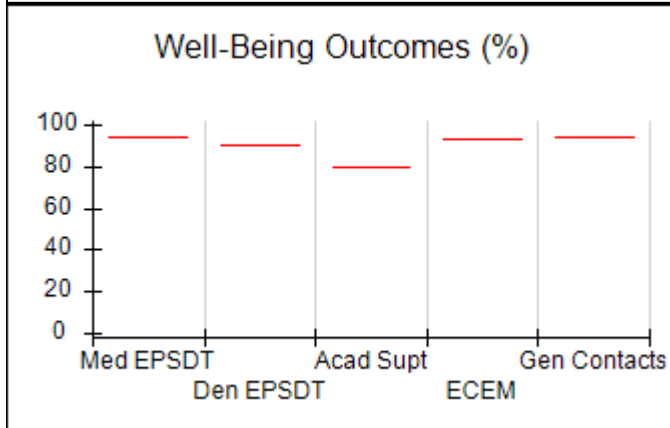
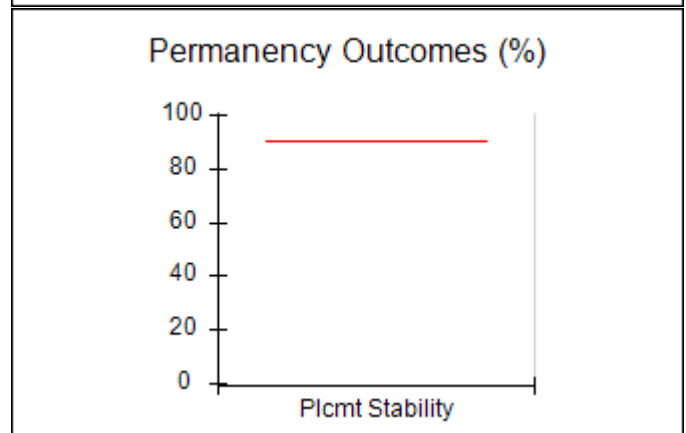
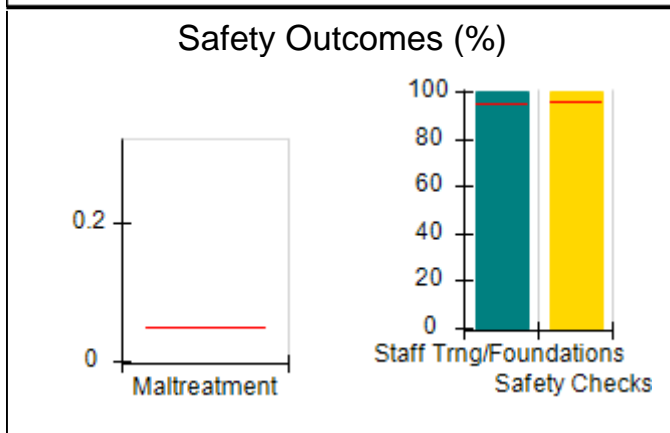
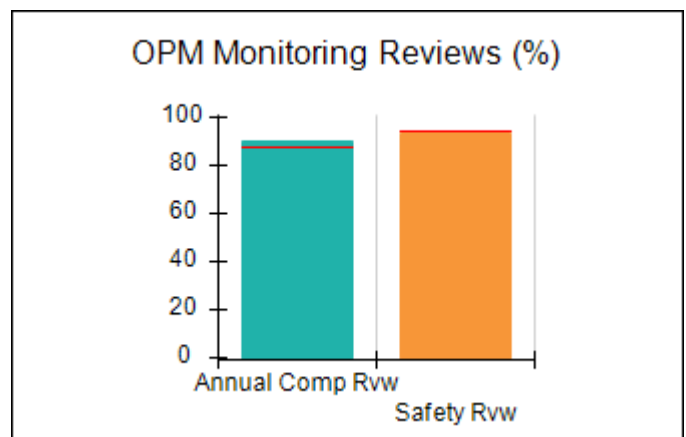
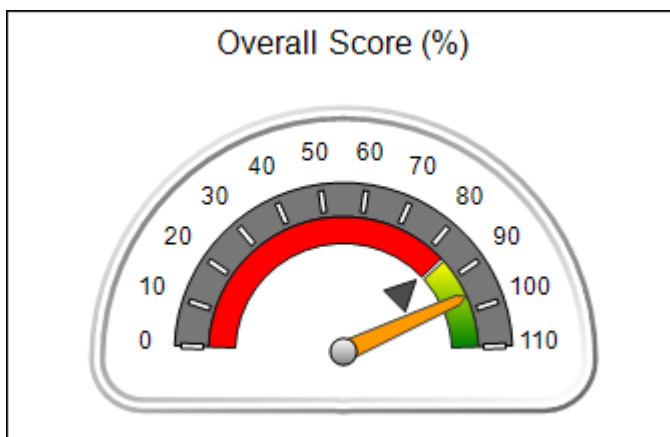
Vendor ID# 35364

Quarterly Scores (Grades)		Current Quarter Score (Grade)
Q1: 90.12 (A-)	Q2: 94.96 (A)	96.12% (A)
Q3: 96.12 (A)	Q4: N/A	

Program Census Information:	# Children in Care During Quarter: 0	# Placements During Quarter: 0	# Children in Care On Last Day: 0
-----------------------------	--------------------------------------	--------------------------------	-----------------------------------

**Quarterly Provider Comparisons to All CCIs**

▼ indicates average for all CCIs





# Performance-Based Placement Measures RBWO Provider GA+SCORECARD - CCI

Report Quarter: Q3 FY2018

<b>Provider/Program Name: Georgia Baptist Children's Home &amp; Family Ministries - dba Good Shepherd The (685) - CCI</b>				
<b>390 Bar Rest Ranch Road, Warm Springs, GA 31830</b>		<b>Quarterly Scores (Grades)</b>		<b>Current Quarter Score (Grade)</b>
<b>Phone: 706-655-2354</b>		<b>Q1: 90.12 (A-)</b>	<b>Q2: 94.96 (A)</b>	<b>96.12% (A)</b>
<b>Vendor ID# 35364</b>		<b>Q3: 96.12 (A)</b>	<b>Q4: N/A</b>	
Program Census Information:		# Children in Care During Quarter: 0	# Placements During Quarter: 0	# Children in Care On Last Day: 0
	<b>Avg Performance All CCIs (%)</b>	<b>Provider Performance (%)*</b>	<b>Possible Points (Weight)</b>	<b>Provider Points Earned</b>
<b>OPM Monitoring Reviews</b>				
Annual Comprehensive Reviews	87%	90%	25	22.46
Safety Reviews	94%	93%	15	14.02
<b>Monitoring Sub-Total</b>			<b>40</b>	<b>36.47</b>
<b>CCI Safety Outcomes</b>				
Incidence of Maltreatment	0.05%	Not Eligible		
Staff Training/Foundations	95%	100%	10	10.00
Staff Safety Checks	95%	100%	10	10.00
<b>Safety Sub-Total</b>			<b>20</b>	<b>20.00</b>
<b>CCI Permanency Outcomes</b>				
Placement Stability	90%	Not Eligible		
<b>Permanency Sub-Total</b>			<b>N/A</b>	
<b>CCI Well-Being Outcomes</b>				
EPSDT Medical Visits	94%	Not Eligible		
EPSDT Dental Visits	90%	Not Eligible		
Academic Supports	79%	Not Eligible		
Provider ECEM Visits	93%	Not Eligible	N/A	
Provider General Contacts	93%	Not Eligible	N/A	
Placements with Siblings	38%	Not Eligible	Not Scored	Not Scored
Placements within Legal County	16%	Not Eligible	Not Scored	Not Scored
<b>Well-Being Sub-Total</b>			<b>N/A</b>	
*Performance calculation descriptions can be found in the FY 2018 RBWO PBP Measurements and Standards Guide.				

<b>Monitoring &amp; Outcomes: Possible Points = 60</b>		<b>Points Earned = 56.47</b>	
<b>Score Before Incentives Credit</b>			<b>94.12%</b>
<b>Incentives Awarded</b>			<b>2.00 pts</b>
<b>PBP Verification</b>			<b>N/A pts</b>
<b>Total Score</b>			<b>96.12%</b>



DHS, DFCS, Office of Provider Management  
**Performance-Based Placement Measures**  
**RBWO Provider GA+SCORECARD - CCI**



Report Quarter: Q3 FY2018

**Provider/Program Name: Georgia Baptist Children's Home & Family Ministries - dba Good Shepherd The (685) - CCI**

Program Census Information:		# Children in Care During Quarter: 0	# Placements During Quarter: 0	# Children in Care On Last Day: 0
CCI Incentive Credits	Avg Performance All CCIs (Points)	Provider Performance (%)*	Possible Points (Weight)	Provider Points Earned
Early EPSDT Medical Visits		Not Eligible	2	
Early EPSDT Dental Visits		Not Eligible	2	
Permanency Contacts		None Planned	5	
Additional Academic Supports		Not Eligible	2	
Active Agency Accreditation		50%	4	2.00
Staff Clinical Licensure		0%	5	0.00
Behavior Management (threshold = 0)		0%	4	
<b>Incentives Total</b>	<b>7.65</b>		<b>24</b>	<b>2.00</b>
Maximum total combined incentive credit allowed is 10 points.			<b>Incentives Awarded</b>	<b>2.00</b>

\*Performance calculation descriptions can be found in the FY 2018 RBWO PBP Measurements and Standards Guide.

**Child Protective Services Investigations and Dispositions**

The following investigations data, which is not used for scoring but is considered significant to a provider's performance, is from Georgia SHINES and is not considered final or complete until the end of the fiscal year.

Total Reports:	0
Number Screened In:	0
Number Screened Out:	0
Number Substantiated:	0
Number Unsubstantiated:	0
Number Active CPS Investigations:	0



DHS, DFCS, Office of Provider Management  
**Performance-Based Placement Measures**  
**RBWO Provider GA+SCORECARD - CCI**



Report Quarter: Q3 FY2018

**Provider/Program Name: Georgia Baptist Children's Home & Family Ministries - Maternity Home (662) - CCI**

9250 Hutcheson Ferry Rd., Palmetto, GA 30268

Phone: 770-463-3344

Vendor ID# 35369

Quarterly Scores (Grades)

Q1: 101.12 (A+)

Q2: 100.54 (A+)

Q3: 96.80 (A)

Q4: N/A

Current Quarter Score (Grade)

96.80%

(A)

Program Census Information:

# Children in Care During Quarter: 5

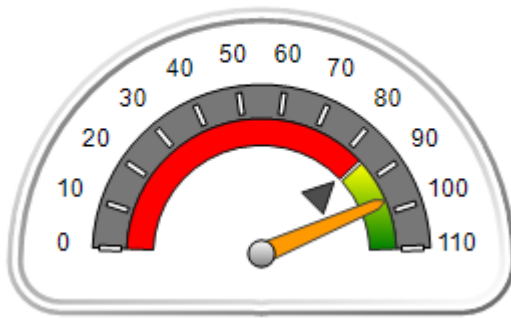
# Placements During Quarter: 5

# Children in Care On Last Day: 1

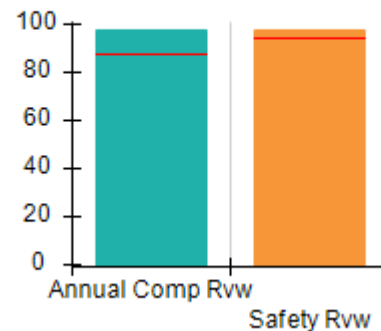
**Quarterly Provider Comparisons to All CCIs**

▼ indicates average for all CCIs

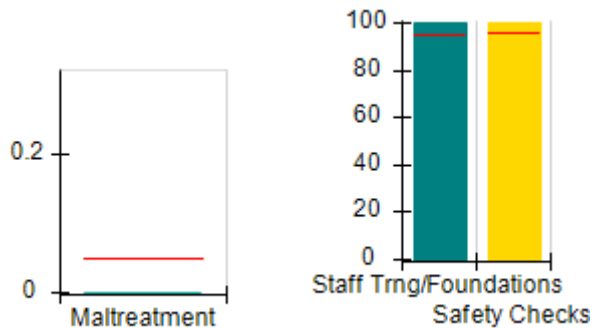
Overall Score (%)



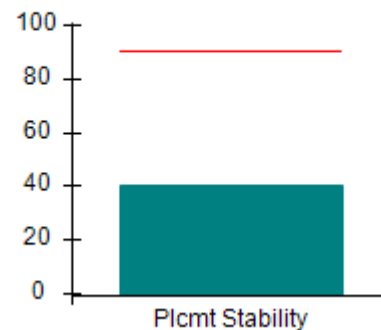
OPM Monitoring Reviews (%)



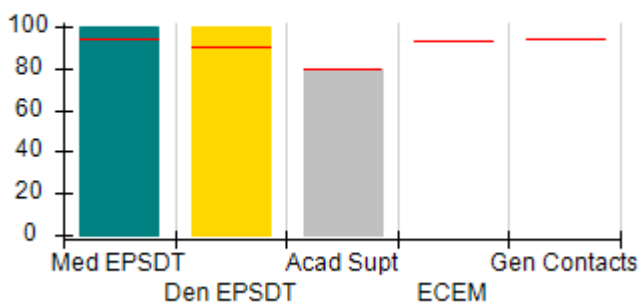
Safety Outcomes (%)



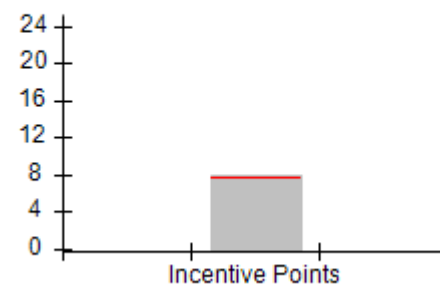
Permanency Outcomes (%)



Well-Being Outcomes (%)



Incentives Earned (Points)





# Performance-Based Placement Measures

## RBWO Provider GA+SCORECARD - CCI

Report Quarter: Q3 FY2018

Provider/Program Name: Georgia Baptist Children's Home & Family Ministries - Maternity Home (662) - CCI				
9250 Hutcheson Ferry Rd., Palmetto, GA 30268		Quarterly Scores (Grades)		Current Quarter Score (Grade)
Phone: 770-463-3344		Q1: 101.12 (A+)	Q2: 100.54 (A+)	96.80% (A)
Vendor ID# 35369		Q3: 96.80 (A)	Q4: N/A	
Program Census Information:		# Children in Care During Quarter: 5	# Placements During Quarter: 5	# Children in Care On Last Day: 1
	Avg Performance All CCIs (%)	Provider Performance (%)*	Possible Points (Weight)	Provider Points Earned
<b>OPM Monitoring Reviews</b>				
Annual Comprehensive Reviews	87%	98%	25	24.50
Safety Reviews	94%	98%	15	14.69
<b>Monitoring Sub-Total</b>			<b>40</b>	<b>39.19</b>
<b>CCI Safety Outcomes</b>				
Incidence of Maltreatment	0.05%	No Substantiated Reports	10	10.00
Staff Training/Foundations	95%	100%	5	5.00
Staff Safety Checks	95%	100%	5	5.00
<b>Safety Sub-Total</b>			<b>20</b>	<b>20.00</b>
<b>CCI Permanency Outcomes</b>				
Placement Stability	90%	40%	15	6.00
<b>Permanency Sub-Total</b>			<b>15</b>	<b>6.00</b>
<b>CCI Well-Being Outcomes</b>				
EPSDT Medical Visits	94%	100%	9.1	9.08
EPSDT Dental Visits	90%	100%	9.1	9.08
Academic Supports	79%	80%	6.8	5.45
Provider ECEM Visits	93%	Not Eligible	N/A	
Provider General Contacts	93%	Not Eligible	N/A	
Placements with Siblings	38%	Not Eligible	Not Scored	Not Scored
Placements within Legal County	16%	0%	Not Scored	Not Scored
<b>Well-Being Sub-Total</b>			<b>25</b>	<b>23.61</b>

\*Performance calculation descriptions can be found in the FY 2018 RBWO PBP Measurements and Standards Guide.

<b>Monitoring &amp; Outcomes: Possible Points = 100</b>		<b>Points Earned = 88.80</b>	
<b>Score Before Incentives Credit</b>			<b>88.80%</b>
<b>Incentives Awarded</b>			<b>8.00 pts</b>
<b>PBP Verification</b>			<b>N/A pts</b>
<b>Total Score</b>			<b>96.80%</b>



DHS, DFCS, Office of Provider Management  
**Performance-Based Placement Measures**  
**RBWO Provider GA+SCORECARD - CCI**



Report Quarter: Q3 FY2018

**Provider/Program Name: Georgia Baptist Children's Home & Family Ministries -  
Maternity Home (662) - CCI**

Program Census Information:		# Children in Care During Quarter: 5	# Placements During Quarter: 5	# Children in Care On Last Day: 1
CCI Incentive Credits	Avg Performance All CCIs (Points)	Provider Performance (%)*	Possible Points (Weight)	Provider Points Earned
Early EPSDT Medical Visits		Not Eligible	2	
Early EPSDT Dental Visits		100%	2	2.00
Permanency Contacts		0%	5	0.00
Additional Academic Supports		0%	2	0.00
Active Agency Accreditation		50%	4	2.00
Staff Clinical Licensure		0%	5	0.00
Behavior Management (threshold = 0)		100%	4	4.00
<b>Incentives Total</b>	<b>7.65</b>		<b>24</b>	<b>8.00</b>
Maximum total combined incentive credit allowed is 10 points.			<b>Incentives Awarded</b>	<b>8.00</b>

\*Performance calculation descriptions can be found in the FY 2018 RBWO PBP Measurements and Standards Guide.

**Child Protective Services Investigations and Dispositions**

The following investigations data, which is not used for scoring but is considered significant to a provider's performance, is from Georgia SHINES and is not considered final or complete until the end of the fiscal year.

Total Reports:	0
Number Screened In:	0
Number Screened Out:	0
Number Substantiated:	0
Number Unsubstantiated:	0
Number Active CPS Investigations:	0





DHS, DFCS, Office of Provider Management  
**Performance-Based Placement Measures**  
**RBWO Provider GA+SCORECARD - CCI**



Report Quarter: Q3 FY2018

**Provider/Program Name: Georgia Baptist Children's Home & Family Ministries - Meansville Campus (666) - CCI**

2821 Hwy 19 South, Meansville, GA 30256

Phone: 770-567-8987

Vendor ID# 35370

Quarterly Scores (Grades)

Current Quarter Score (Grade)

Q1: 86.45 (B)

Q2: 90.35 (A-)

100.06%

Q3: 100.06 (A+)

Q4: N/A

(A+)

Program Census Information:

# Children in Care During Quarter: 8

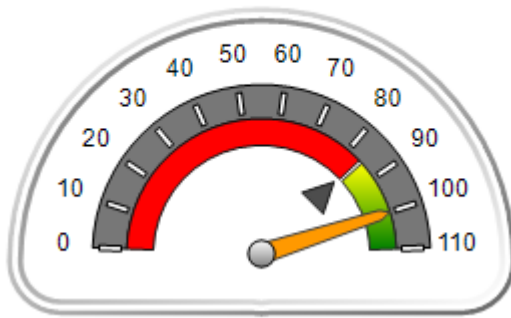
# Placements During Quarter: 8

# Children in Care On Last Day: 8

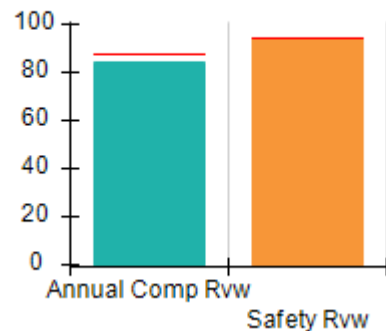
**Quarterly Provider Comparisons to All CCIs**

▼ indicates average for all CCIs

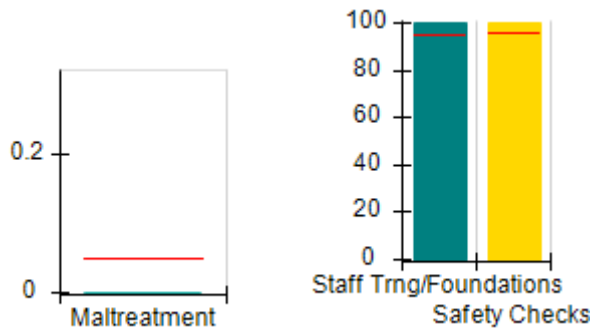
Overall Score (%)



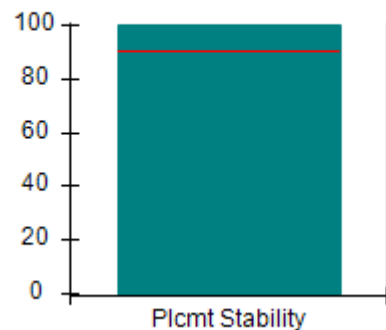
OPM Monitoring Reviews (%)



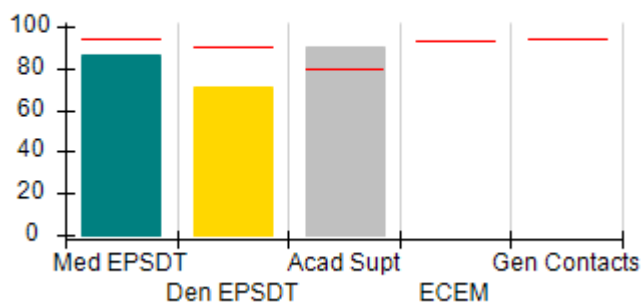
Safety Outcomes (%)



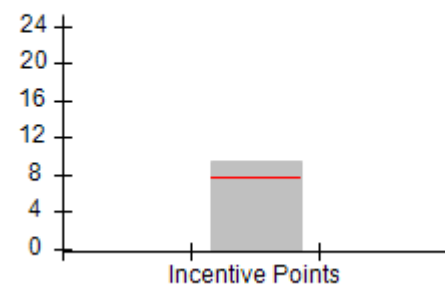
Permanency Outcomes (%)



Well-Being Outcomes (%)



Incentives Earned (Points)





DHS, DFCS, Office of Provider Management  
**Performance-Based Placement Measures**  
**RBWO Provider GA+SCORECARD - CCI**



Report Quarter: Q3 FY2018

<b>Provider/Program Name: Georgia Baptist Children's Home &amp; Family Ministries - Meansville Campus (666) - CCI</b>				
<b>2821 Hwy 19 South, Meansville, GA 30256</b>		<b>Quarterly Scores (Grades)</b>		<b>Current Quarter Score (Grade)</b>
<b>Phone: 770-567-8987</b>		<b>Q1: 86.45 (B)</b>	<b>Q2: 90.35 (A-)</b>	<b>100.06% (A+)</b>
<b>Vendor ID# 35370</b>		<b>Q3: 100.06 (A+)</b>	<b>Q4: N/A</b>	
Program Census Information:		# Children in Care During Quarter: 8	# Placements During Quarter: 8	# Children in Care On Last Day: 8
	<b>Avg Performance All CCIs (%)</b>	<b>Provider Performance (%)*</b>	<b>Possible Points (Weight)</b>	<b>Provider Points Earned</b>
<b>OPM Monitoring Reviews</b>				
Annual Comprehensive Reviews	87%	85%	25	21.16
Safety Reviews	94%	95%	15	14.18
<b>Monitoring Sub-Total</b>			<b>40</b>	<b>35.33</b>
<b>CCI Safety Outcomes</b>				
Incidence of Maltreatment	0.05%	No Substantiated Reports	10	10.00
Staff Training/Foundations	95%	100%	5	5.00
Staff Safety Checks	95%	100%	5	5.00
<b>Safety Sub-Total</b>			<b>20</b>	<b>20.00</b>
<b>CCI Permanency Outcomes</b>				
Placement Stability	90%	100%	15	15.00
<b>Permanency Sub-Total</b>			<b>15</b>	<b>15.00</b>
<b>CCI Well-Being Outcomes</b>				
EPSDT Medical Visits	94%	86%	9.1	7.81
EPSDT Dental Visits	90%	71%	9.1	6.45
Academic Supports	79%	90%	6.8	6.13
Provider ECEM Visits	93%	Not Eligible	N/A	
Provider General Contacts	93%	Not Eligible	N/A	
Placements with Siblings	38%	0%	Not Scored	Not Scored
Placements within Legal County	16%	0%	Not Scored	Not Scored
<b>Well-Being Sub-Total</b>			<b>25</b>	<b>20.38</b>

\*Performance calculation descriptions can be found in the FY 2018 RBWO PBP Measurements and Standards Guide.

<b>Monitoring &amp; Outcomes: Possible Points = 100</b>	<b>Points Earned = 90.72</b>
<b>Score Before Incentives Credit</b>	<b>90.72%</b>
<b>Incentives Awarded</b>	<b>9.34 pts</b>
<b>PBP Verification</b>	<b>N/A pts</b>
<b>Total Score</b>	<b>100.06%</b>



DHS, DFCS, Office of Provider Management  
**Performance-Based Placement Measures**  
**RBWO Provider GA+SCORECARD - CCI**



Report Quarter: Q3 FY2018

**Provider/Program Name: Georgia Baptist Children's Home & Family Ministries -  
Meansville Campus (666) - CCI**

Program Census Information:		# Children in Care During Quarter: 8	# Placements During Quarter: 8	# Children in Care On Last Day: 8
CCI Incentive Credits	Avg Performance All CCIs (Points)	Provider Performance (%)*	Possible Points (Weight)	Provider Points Earned
Early EPSDT Medical Visits		67%	2	1.34
Early EPSDT Dental Visits		50%	2	1.00
Permanency Contacts		None Planned	5	
Additional Academic Supports		50%	2	1.00
Active Agency Accreditation		50%	4	2.00
Staff Clinical Licensure		0%	5	0.00
Behavior Management (threshold = 0)		100%	4	4.00
<b>Incentives Total</b>	<b>7.65</b>		<b>24</b>	<b>9.34</b>
Maximum total combined incentive credit allowed is 10 points.			<b>Incentives Awarded</b>	<b>9.34</b>

\*Performance calculation descriptions can be found in the FY 2018 RBWO PBP Measurements and Standards Guide.

**Child Protective Services Investigations and Dispositions**

The following investigations data, which is not used for scoring but is considered significant to a provider's performance, is from Georgia SHINES and is not considered final or complete until the end of the fiscal year.

Total Reports:	0
Number Screened In:	0
Number Screened Out:	0
Number Substantiated:	0
Number Unsubstantiated:	0
Number Active CPS Investigations:	0



DHS, DFCS, Office of Provider Management  
**Performance-Based Placement Measures**  
**RBWO Provider GA+SCORECARD - CCI**



Report Quarter: Q3 FY2018

**Provider/Program Name: Georgia Baptist Children's Home & Family Ministries - Palmetto Campus (864) - CCI**

9250 Hutcheson Ferry Rd., Palmetto, GA 30268

Phone: 770-463-3344

Vendor ID# 35366

Quarterly Scores (Grades)

Current Quarter Score (Grade)

Q1: 91.80 (A-)

Q2: 99.43 (A+)

96.92%

Q3: 96.92 (A)

Q4: N/A

(A)

Program Census Information:

# Children in Care During Quarter: 38

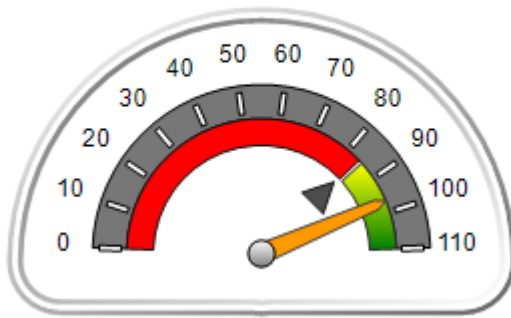
# Placements During Quarter: 38

# Children in Care On Last Day: 22

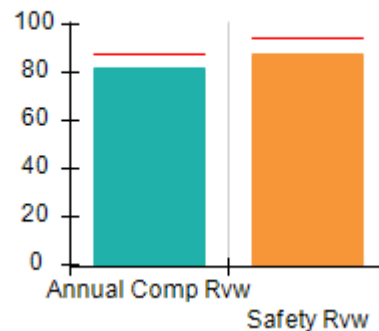
**Quarterly Provider Comparisons to All CCIs**

▼ — indicates average for all CCIs

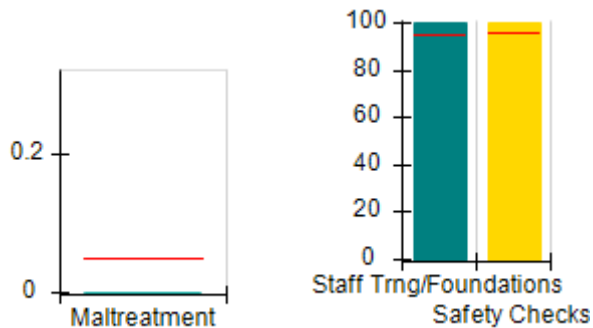
Overall Score (%)



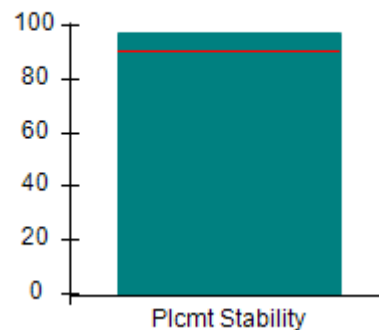
OPM Monitoring Reviews (%)



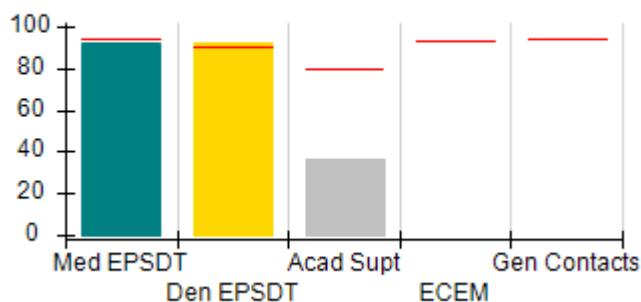
Safety Outcomes (%)



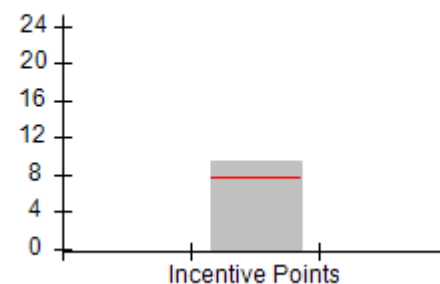
Permanency Outcomes (%)



Well-Being Outcomes (%)



Incentives Earned (Points)





## Performance-Based Placement Measures

### RBWO Provider GA+SCORECARD - CCI

Report Quarter: Q3 FY2018

**Provider/Program Name: Georgia Baptist Children's Home & Family Ministries - Palmetto Campus (864) - CCI**

<b>9250 Hutcheson Ferry Rd., Palmetto, GA 30268</b>  <b>Phone: 770-463-3344</b>  <b>Vendor ID# 35366</b>	<b>Quarterly Scores (Grades)</b>		<b>Current Quarter Score (Grade)</b>
	<b>Q1: 91.80 (A-)</b>	<b>Q2: 99.43 (A+)</b>	<b>96.92%</b>
	<b>Q3: 96.92 (A)</b>	<b>Q4: N/A</b>	<b>(A)</b>

Program Census Information:	# Children in Care During Quarter: 38	# Placements During Quarter: 38	# Children in Care On Last Day: 22
-----------------------------	---------------------------------------	---------------------------------	------------------------------------

	<b>Avg Performance All CCIs (%)</b>	<b>Provider Performance (%)*</b>	<b>Possible Points (Weight)</b>	<b>Provider Points Earned</b>
--	-------------------------------------	----------------------------------	---------------------------------	-------------------------------

#### OPM Monitoring Reviews

Annual Comprehensive Reviews	87%	82%	25	20.46
Safety Reviews	94%	88%	15	13.18
<b>Monitoring Sub-Total</b>			<b>40</b>	<b>33.64</b>

#### CCI Safety Outcomes

Incidence of Maltreatment	0.05%	No Substantiated Reports	10	10.00
Staff Training/Foundations	95%	100%	5	5.00
Staff Safety Checks	95%	100%	5	5.00
<b>Safety Sub-Total</b>			<b>20</b>	<b>20.00</b>

#### CCI Permanency Outcomes

Placement Stability	90%	97%	15	14.55
<b>Permanency Sub-Total</b>			<b>15</b>	<b>14.55</b>

#### CCI Well-Being Outcomes

EPSDT Medical Visits	94%	92%	9.1	8.35
EPSDT Dental Visits	90%	92%	9.1	8.35
Academic Supports	79%	37%	6.8	2.52
Provider ECEM Visits	93%	Not Eligible	N/A	
Provider General Contacts	93%	Not Eligible	N/A	
Placements with Siblings	38%	0%	Not Scored	Not Scored
Placements within Legal County	16%	15%	Not Scored	Not Scored
<b>Well-Being Sub-Total</b>			<b>25</b>	<b>19.23</b>

\*Performance calculation descriptions can be found in the FY 2018 RBWO PBP Measurements and Standards Guide.

<b>Monitoring &amp; Outcomes: Possible Points = 100</b>	<b>Points Earned = 87.42</b>
<b>Score Before Incentives Credit</b>	<b>87.42%</b>
<b>Incentives Awarded</b>	<b>9.50 pts</b>
<b>PBP Verification</b>	<b>N/A pts</b>
<b>Total Score</b>	<b>96.92%</b>



DHS, DFCS, Office of Provider Management  
**Performance-Based Placement Measures**  
**RBWO Provider GA+SCORECARD - CCI**



Report Quarter: Q3 FY2018

**Provider/Program Name: Georgia Baptist Children's Home & Family Ministries - Palmetto Campus (864) - CCI**

Program Census Information:		# Children in Care During Quarter: 38	# Placements During Quarter: 38	# Children in Care On Last Day: 22
CCI Incentive Credits	Avg Performance All CCIs (Points)	Provider Performance (%)*	Possible Points (Weight)	Provider Points Earned
Early EPSDT Medical Visits		83%	2	1.66
Early EPSDT Dental Visits		67%	2	1.34
Permanency Contacts		0%	5	0.00
Additional Academic Supports		0%	2	0.00
Active Agency Accreditation		50%	4	2.00
Staff Clinical Licensure		10%	5	0.50
Behavior Management (threshold = 0)		100%	4	4.00
<b>Incentives Total</b>	<b>7.65</b>		<b>24</b>	<b>9.50</b>
Maximum total combined incentive credit allowed is 10 points.			<b>Incentives Awarded</b>	<b>9.50</b>

\*Performance calculation descriptions can be found in the FY 2018 RBWO PBP Measurements and Standards Guide.

**Child Protective Services Investigations and Dispositions**

The following investigations data, which is not used for scoring but is considered significant to a provider's performance, is from Georgia SHINES and is not considered final or complete until the end of the fiscal year.

Total Reports:	0
Number Screened In:	0
Number Screened Out:	0
Number Substantiated:	0
Number Unsubstantiated:	0
Number Active CPS Investigations:	0



**DHS, DFCS, Office of Provider Management**  
**Performance-Based Placement Measures**  
**RBWO Provider GA+SCORECARD - CCI**  
**Report Quarter: Q3 FY2018**



**Provider/Program Name: Georgia Sheriff's Youth Home - dba Boys Ranch (676) - CCI**

**5671 Boys Ranch Rd., Hahira, GA 31632**

**Phone: 229-794-2606**

**Vendor ID# 35379**

**Quarterly Scores (Grades)**

**Current Quarter Score (Grade)**

**Q1: 98.05 (A+)**

**Q2: 108.63 (A+)**

**108.95%**

**Q3: 108.95 (A+)**

**Q4: N/A**

**(A+)**

**Program Census Information:**

**# Children in Care During Quarter: 23**

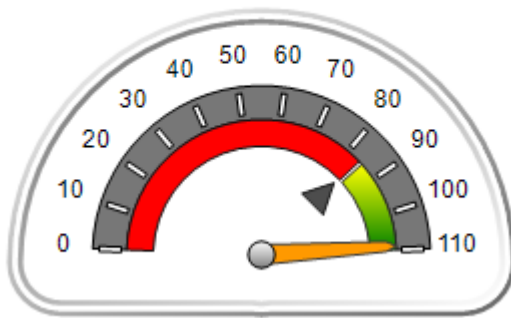
**# Placements During Quarter: 23**

**# Children in Care On Last Day: 18**

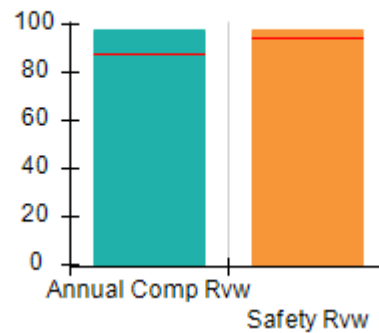
**Quarterly Provider Comparisons to All CCIs**

▼ — indicates average for all CCIs

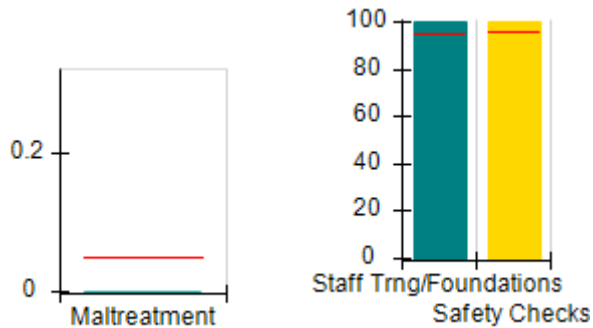
**Overall Score (%)**



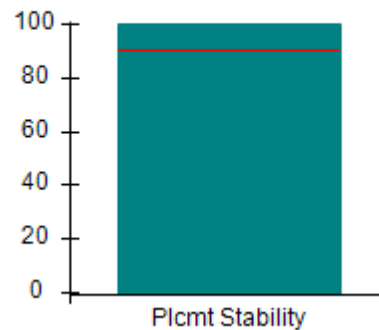
**OPM Monitoring Reviews (%)**



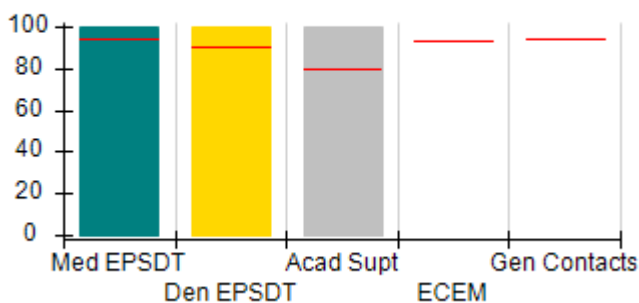
**Safety Outcomes (%)**



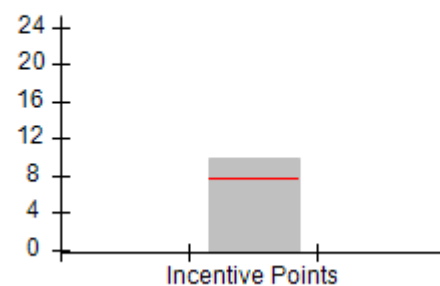
**Permanency Outcomes (%)**



**Well-Being Outcomes (%)**



**Incentives Earned (Points)**





DHS, DFCS, Office of Provider Management  
**Performance-Based Placement Measures**  
**RBWO Provider GA+SCORECARD - CCI**  
 Report Quarter: Q3 FY2018



**Provider/Program Name: Georgia Sheriff's Youth Home - dba Boys Ranch (676) - CCI**

<b>5671 Boys Ranch Rd., Hahira, GA 31632</b>  <b>Phone: 229-794-2606</b>  <b>Vendor ID# 35379</b>	<b>Quarterly Scores (Grades)</b>		<b>Current Quarter Score (Grade)</b>
	<b>Q1: 98.05 (A+)</b>	<b>Q2: 108.63 (A+)</b>	<b>108.95%</b>
	<b>Q3: 108.95 (A+)</b>	<b>Q4: N/A</b>	<b>(A+)</b>

Program Census Information:	# Children in Care During Quarter: 23	# Placements During Quarter: 23	# Children in Care On Last Day: 18
-----------------------------	---------------------------------------	---------------------------------	------------------------------------

	<b>Avg Performance All CCIs (%)</b>	<b>Provider Performance (%)*</b>	<b>Possible Points (Weight)</b>	<b>Provider Points Earned</b>
--	-------------------------------------	----------------------------------	---------------------------------	-------------------------------

**OPM Monitoring Reviews**

Annual Comprehensive Reviews	87%	98%	25	24.48
Safety Reviews	94%	97%	15	14.62
<b>Monitoring Sub-Total</b>			<b>40</b>	<b>39.10</b>

**CCI Safety Outcomes**

Incidence of Maltreatment	0.05%	No Substantiated Reports	10	10.00
Staff Training/Foundations	95%	100%	5	5.00
Staff Safety Checks	95%	100%	5	5.00
<b>Safety Sub-Total</b>			<b>20</b>	<b>20.00</b>

**CCI Permanency Outcomes**

Placement Stability	90%	100%	15	15.00
<b>Permanency Sub-Total</b>			<b>15</b>	<b>15.00</b>

**CCI Well-Being Outcomes**

EPSDT Medical Visits	94%	100%	9.1	9.08
EPSDT Dental Visits	90%	100%	9.1	9.08
Academic Supports	79%	100%	6.8	6.81
Provider ECEM Visits	93%	Not Eligible	N/A	
Provider General Contacts	93%	Not Eligible	N/A	
Placements with Siblings	38%	33%	Not Scored	Not Scored
Placements within Legal County	16%	33%	Not Scored	Not Scored
<b>Well-Being Sub-Total</b>			<b>25</b>	<b>24.97</b>

\*Performance calculation descriptions can be found in the FY 2018 RBWO PBP Measurements and Standards Guide.

<b>Monitoring &amp; Outcomes: Possible Points = 100</b>	<b>Points Earned = 99.07</b>
<b>Score Before Incentives Credit</b>	<b>99.07%</b>
<b>Incentives Awarded</b>	<b>9.88 pts</b>
<b>PBP Verification</b>	<b>N/A pts</b>
<b>Total Score</b>	<b>108.95%</b>





DHS, DFCS, Office of Provider Management  
**Performance-Based Placement Measures**  
**RBWO Provider GA+SCORECARD - CCI**  
Report Quarter: Q3 FY2018



**Provider/Program Name: Georgia Sheriff's Youth Home - dba Boys Ranch (676) - CCI**

Program Census Information:		# Children in Care During Quarter: 23	# Placements During Quarter: 23	# Children in Care On Last Day: 18
CCI Incentive Credits	Avg Performance All CCIs (Points)	Provider Performance (%)*	Possible Points (Weight)	Provider Points Earned
Early EPSDT Medical Visits		75%	2	1.50
Early EPSDT Dental Visits		94%	2	1.88
Permanency Contacts		None Planned	5	
Additional Academic Supports		100%	2	2.00
Active Agency Accreditation		0%	4	0.00
Staff Clinical Licensure		10%	5	0.50
Behavior Management (threshold = 0)		100%	4	4.00
<b>Incentives Total</b>	<b>7.65</b>		<b>24</b>	<b>9.88</b>
Maximum total combined incentive credit allowed is 10 points.			<b>Incentives Awarded</b>	<b>9.88</b>

\*Performance calculation descriptions can be found in the FY 2018 RBWO PBP Measurements and Standards Guide.

**Child Protective Services Investigations and Dispositions**

The following investigations data, which is not used for scoring but is considered significant to a provider's performance, is from Georgia SHINES and is not considered final or complete until the end of the fiscal year.

Total Reports:	0	
Number Screened In:	0	
Number Screened Out:	0	
Number Substantiated:	0	
Number Unsubstantiated:	0	
Number Active CPS Investigations:	0	



DHS, DFCS, Office of Provider Management

## Performance-Based Placement Measures

### RBWO Provider GA+SCORECARD - CCI

Report Quarter: Q3 FY2018



**Provider/Program Name: Georgia Sheriff's Youth Home - dba Cherokee Estate (677) - CCI**

850 Cherokee Estate Rd. NE, Dalton, GA 30720

Phone: 706-259-8581

Vendor ID# 35382

Quarterly Scores (Grades)

Q1: 97.05 (A+)

Q2: 98.93 (A+)

Q3: 108.81 (A+)

Q4: N/A

Current Quarter Score (Grade)

108.81%

(A+)

Program Census Information:

# Children in Care During Quarter: 8

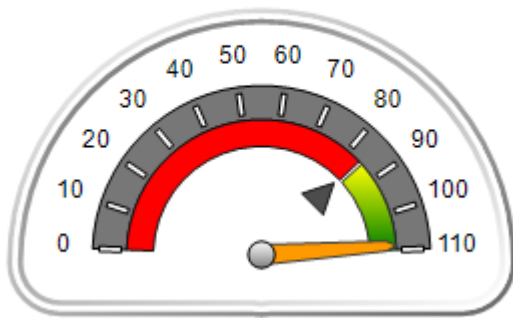
# Placements During Quarter: 8

# Children in Care On Last Day: 7

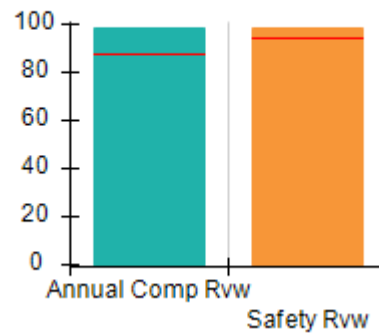
### Quarterly Provider Comparisons to All CCIs

▼ indicates average for all CCIs

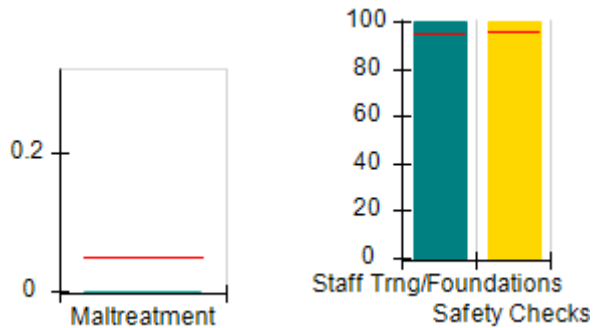
Overall Score (%)



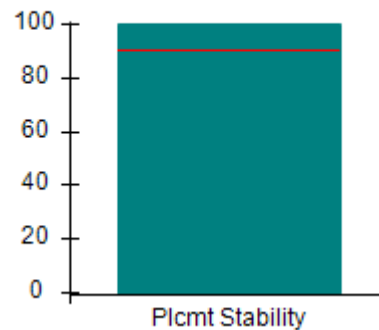
OPM Monitoring Reviews (%)



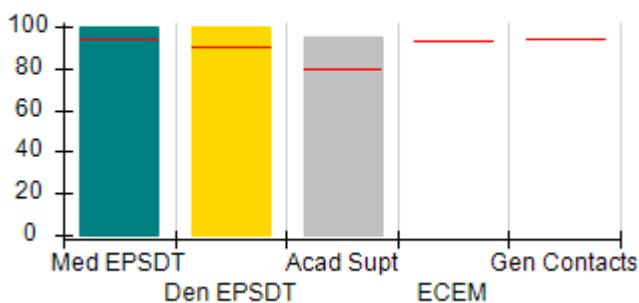
Safety Outcomes (%)



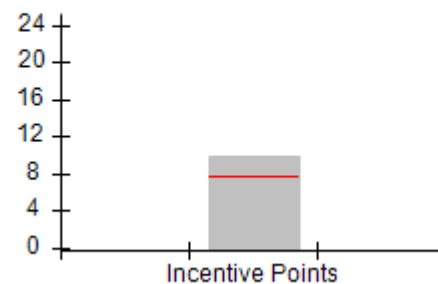
Permanency Outcomes (%)



Well-Being Outcomes (%)



Incentives Earned (Points)





DHS, DFCS, Office of Provider Management  
**Performance-Based Placement Measures**  
**RBWO Provider GA+SCORECARD - CCI**  
 Report Quarter: Q3 FY2018



**Provider/Program Name: Georgia Sheriff's Youth Home - dba Cherokee Estate (677) - CCI**

850 Cherokee Estate Rd. NE, Dalton, GA 30720  Phone: 706-259-8581  Vendor ID# 35382	Quarterly Scores (Grades)		Current Quarter Score (Grade)
	Q1: 97.05 (A+)	Q2: 98.93 (A+)	<b>108.81%</b> <b>(A+)</b>
	Q3: 108.81 (A+)	Q4: N/A	

Program Census Information:	# Children in Care During Quarter: 8	# Placements During Quarter: 8	# Children in Care On Last Day: 7
-----------------------------	--------------------------------------	--------------------------------	-----------------------------------

	Avg Performance All CCIs (%)	Provider Performance (%)*	Possible Points (Weight)	Provider Points Earned
--	------------------------------	---------------------------	--------------------------	------------------------

**OPM Monitoring Reviews**

Annual Comprehensive Reviews	87%	98%	25	24.58
Safety Reviews	94%	99%	15	14.82
<b>Monitoring Sub-Total</b>			<b>40</b>	<b>39.40</b>

**CCI Safety Outcomes**

Incidence of Maltreatment	0.05%	No Substantiated Reports	10	10.00
Staff Training/Foundations	95%	100%	5	5.00
Staff Safety Checks	95%	100%	5	5.00
<b>Safety Sub-Total</b>			<b>20</b>	<b>20.00</b>

**CCI Permanency Outcomes**

Placement Stability	90%	100%	15	15.00
<b>Permanency Sub-Total</b>			<b>15</b>	<b>15.00</b>

**CCI Well-Being Outcomes**

EPSDT Medical Visits	94%	100%	9.1	9.08
EPSDT Dental Visits	90%	100%	9.1	9.08
Academic Supports	79%	95%	6.8	6.47
Provider ECEM Visits	93%	Not Eligible	N/A	
Provider General Contacts	93%	Not Eligible	N/A	
Placements with Siblings	38%	42%	Not Scored	Not Scored
Placements within Legal County	16%	0%	Not Scored	Not Scored
<b>Well-Being Sub-Total</b>			<b>25</b>	<b>24.63</b>

\*Performance calculation descriptions can be found in the FY 2018 RBWO PBP Measurements and Standards Guide.

<b>Monitoring &amp; Outcomes: Possible Points = 100</b>	<b>Points Earned = 99.03</b>
<b>Score Before Incentives Credit</b>	<b>99.03%</b>
<b>Incentives Awarded</b>	<b>9.78 pts</b>
<b>PBP Verification</b>	<b>N/A pts</b>
<b>Total Score</b>	<b>108.81%</b>



DHS, DFCS, Office of Provider Management  
**Performance-Based Placement Measures**  
**RBWO Provider GA+SCORECARD - CCI**  
Report Quarter: Q3 FY2018



**Provider/Program Name: Georgia Sheriff's Youth Home - dba Cherokee Estate (677) - CCI**

Program Census Information:		# Children in Care During Quarter: 8	# Placements During Quarter: 8	# Children in Care On Last Day: 7
CCI Incentive Credits	Avg Performance All CCIs (Points)	Provider Performance (%)*	Possible Points (Weight)	Provider Points Earned
Early EPSDT Medical Visits		100%	2	2.00
Early EPSDT Dental Visits		100%	2	2.00
Permanency Contacts		None Planned	5	
Additional Academic Supports		89%	2	1.78
Active Agency Accreditation		0%	4	0.00
Staff Clinical Licensure		0%	5	0.00
Behavior Management (threshold = 0)		100%	4	4.00
<b>Incentives Total</b>	<b>7.65</b>		<b>24</b>	<b>9.78</b>
Maximum total combined incentive credit allowed is 10 points.			<b>Incentives Awarded</b>	<b>9.78</b>

\*Performance calculation descriptions can be found in the FY 2018 RBWO PBP Measurements and Standards Guide.

**Child Protective Services Investigations and Dispositions**

The following investigations data, which is not used for scoring but is considered significant to a provider's performance, is from Georgia SHINES and is not considered final or complete until the end of the fiscal year.

Total Reports:	0	
Number Screened In:	0	
Number Screened Out:	0	
Number Substantiated:	0	
Number Unsubstantiated:	0	
Number Active CPS Investigations:	0	



DHS, DFCS, Office of Provider Management

## Performance-Based Placement Measures

### RBWO Provider GA+SCORECARD - CCI



Report Quarter: Q3 FY2018

**Provider/Program Name: Georgia Sheriff's Youth Home - dba Herrington Homes (678) - CCI**

8109 Hwy. 297, Nunez, GA 30448

Phone: 912-562-3968

Vendor ID# 35380

Quarterly Scores (Grades)

Current Quarter Score (Grade)

Q1: 100.26 (A+)

Q2: 105.88 (A+)

105.48%

Q3: 105.48 (A+)

Q4: N/A

(A+)

Program Census Information:

# Children in Care During Quarter: 13

# Placements During Quarter: 13

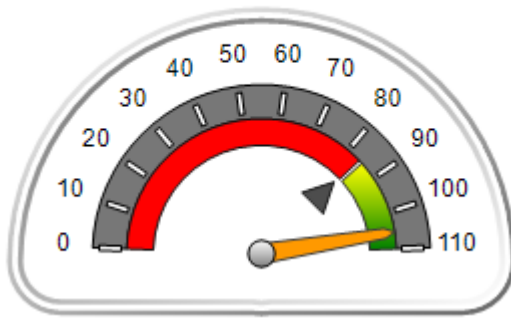
# Children in Care On Last Day: 12

### Quarterly Provider Comparisons to All CCIs

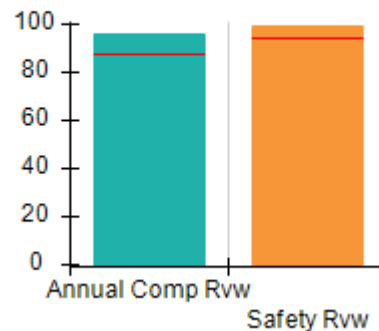


indicates average for all CCIs

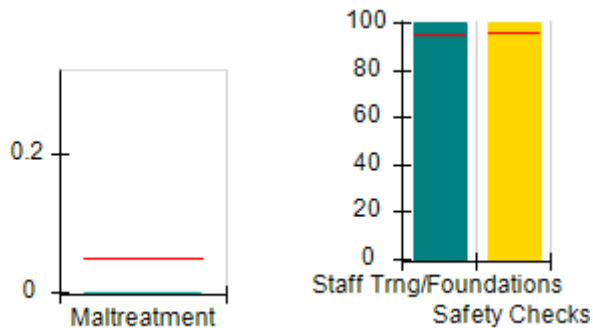
Overall Score (%)



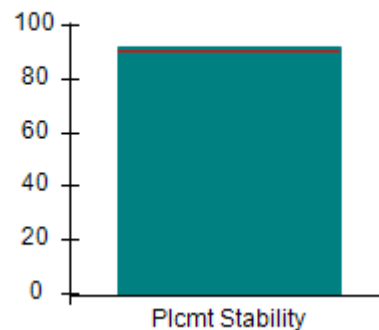
OPM Monitoring Reviews (%)



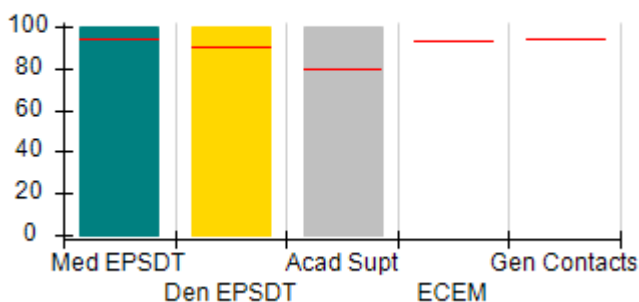
Safety Outcomes (%)



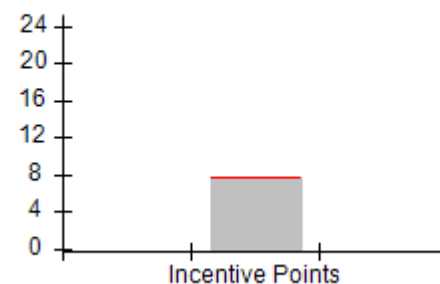
Permanency Outcomes (%)



Well-Being Outcomes (%)



Incentives Earned (Points)





**DHS, DFCS, Office of Provider Management**  
**Performance-Based Placement Measures**  
**RBWO Provider GA+SCORECARD - CCI**



**Report Quarter: Q3 FY2018**

**Provider/Program Name: Georgia Sheriff's Youth Home - dba Herrington Homes (678) - CCI**

<b>8109 Hwy. 297, Nunez, GA 30448</b>  <b>Phone: 912-562-3968</b>  <b>Vendor ID# 35380</b>	<b>Quarterly Scores (Grades)</b>		<b>Current Quarter Score (Grade)</b>
	<b>Q1: 100.26 (A+)</b>	<b>Q2: 105.88 (A+)</b>	<b>105.48%</b>
	<b>Q3: 105.48 (A+)</b>	<b>Q4: N/A</b>	<b>(A+)</b>

Program Census Information:	# Children in Care During Quarter: 13	# Placements During Quarter: 13	# Children in Care On Last Day: 12
-----------------------------	---------------------------------------	---------------------------------	------------------------------------

	<b>Avg Performance All CCIs (%)</b>	<b>Provider Performance (%)*</b>	<b>Possible Points (Weight)</b>	<b>Provider Points Earned</b>
--	-------------------------------------	----------------------------------	---------------------------------	-------------------------------

**OPM Monitoring Reviews**

Annual Comprehensive Reviews	87%	96%	25	24.11
Safety Reviews	94%	100%	15	14.93
<b>Monitoring Sub-Total</b>			<b>40</b>	<b>39.03</b>

**CCI Safety Outcomes**

Incidence of Maltreatment	0.05%	No Substantiated Reports	10	10.00
Staff Training/Foundations	95%	100%	5	5.00
Staff Safety Checks	95%	100%	5	5.00
<b>Safety Sub-Total</b>			<b>20</b>	<b>20.00</b>

**CCI Permanency Outcomes**

Placement Stability	90%	92%	15	13.80
<b>Permanency Sub-Total</b>			<b>15</b>	<b>13.80</b>

**CCI Well-Being Outcomes**

EPSDT Medical Visits	94%	100%	9.1	9.08
EPSDT Dental Visits	90%	100%	9.1	9.08
Academic Supports	79%	100%	6.8	6.81
Provider ECEM Visits	93%	Not Eligible	N/A	
Provider General Contacts	93%	Not Eligible	N/A	
Placements with Siblings	38%	56%	Not Scored	Not Scored
Placements within Legal County	16%	0%	Not Scored	Not Scored
<b>Well-Being Sub-Total</b>			<b>25</b>	<b>24.97</b>

\*Performance calculation descriptions can be found in the FY 2018 RBWO PBP Measurements and Standards Guide.

<b>Monitoring &amp; Outcomes: Possible Points = 100</b>		<b>Points Earned = 97.80</b>	
<b>Score Before Incentives Credit</b>		<b>97.80%</b>	
<b>Incentives Awarded</b>		<b>7.68 pts</b>	
<b>PBP Verification</b>		<b>N/A pts</b>	
<b>Total Score</b>		<b>105.48%</b>	



DHS, DFCS, Office of Provider Management  
**Performance-Based Placement Measures**  
**RBWO Provider GA+SCORECARD - CCI**  
Report Quarter: Q3 FY2018



**Provider/Program Name: Georgia Sheriff's Youth Home - dba Herrington Homes (678) - CCI**

Program Census Information:		# Children in Care During Quarter: 13	# Placements During Quarter: 13	# Children in Care On Last Day: 12
CCI Incentive Credits	Avg Performance All CCIs (Points)	Provider Performance (%)*	Possible Points (Weight)	Provider Points Earned
Early EPSDT Medical Visits		100%	2	2.00
Early EPSDT Dental Visits		75%	2	1.50
Permanency Contacts		None Planned	5	
Additional Academic Supports		9%	2	0.18
Active Agency Accreditation		0%	4	0.00
Staff Clinical Licensure		0%	5	0.00
Behavior Management (threshold = 0)		100%	4	4.00
<b>Incentives Total</b>	<b>7.65</b>		<b>24</b>	<b>7.68</b>
Maximum total combined incentive credit allowed is 10 points.			<b>Incentives Awarded</b>	<b>7.68</b>

\*Performance calculation descriptions can be found in the FY 2018 RBWO PBP Measurements and Standards Guide.

**Child Protective Services Investigations and Dispositions**

The following investigations data, which is not used for scoring but is considered significant to a provider's performance, is from Georgia SHINES and is not considered final or complete until the end of the fiscal year.

Total Reports:	0
Number Screened In:	0
Number Screened Out:	0
Number Substantiated:	0
Number Unsubstantiated:	0
Number Active CPS Investigations:	0



**DHS, DFCS, Office of Provider Management**  
**Performance-Based Placement Measures**  
**RBWO Provider GA+SCORECARD - CCI**  
**Report Quarter: Q3 FY2018**



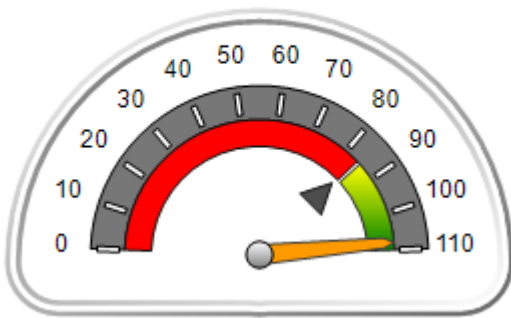
**Provider/Program Name: Georgia Sheriff's Youth Home - dba Mountainview (963) - CCI**

<b>716 Jackson Lake Road, Chatsworth, GA 30705</b>  <b>Phone: 706-695-2100</b>  <b>Vendor ID# 35383</b>	Quarterly Scores (Grades)		Current Quarter Score (Grade)
	Q1: 94.43 (A)	Q2: 105.31 (A+)	<b>107.96%</b> <b>(A+)</b>
	Q3: 107.96 (A+)	Q4: N/A	
Program Census Information:	# Children in Care During Quarter: 7	# Placements During Quarter: 7	# Children in Care On Last Day: 4

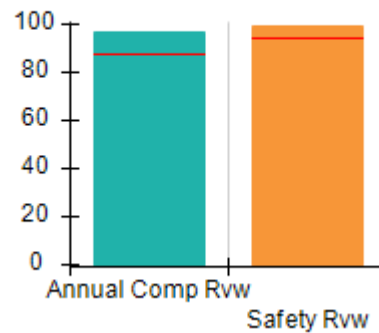
**Quarterly Provider Comparisons to All CCIs**

▼ — indicates average for all CCIs

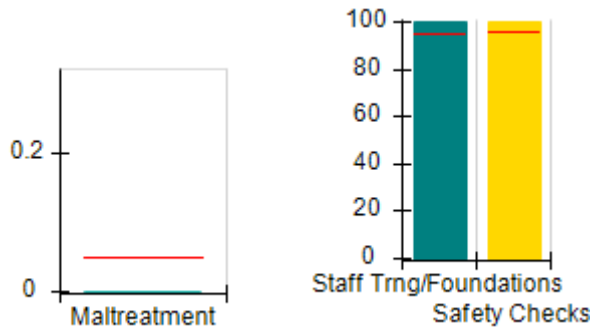
**Overall Score (%)**



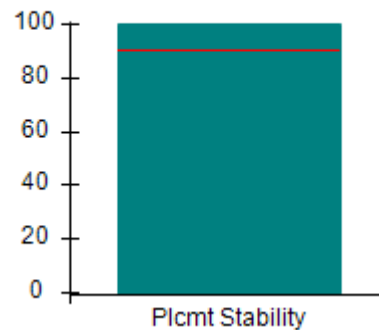
**OPM Monitoring Reviews (%)**



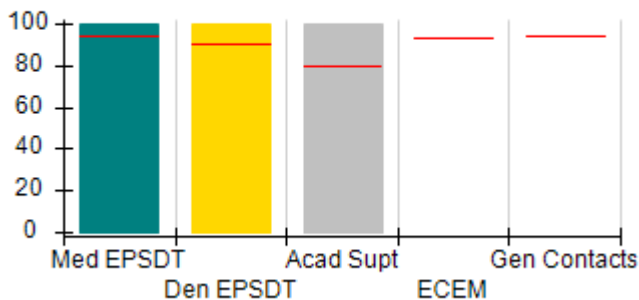
**Safety Outcomes (%)**



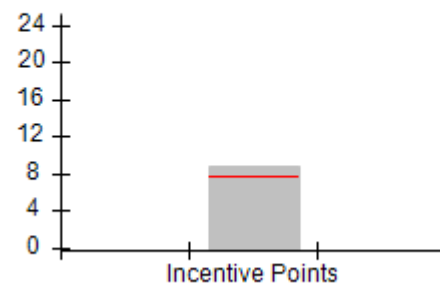
**Permanency Outcomes (%)**



**Well-Being Outcomes (%)**



**Incentives Earned (Points)**







DHS, DFCS, Office of Provider Management  
**Performance-Based Placement Measures**  
**RBWO Provider GA+SCORECARD - CCI**  
 Report Quarter: Q3 FY2018



**Provider/Program Name: Georgia Sheriff's Youth Home - dba Mountainview (963) - CCI**

716 Jackson Lake Road, Chatsworth, GA 30705  Phone: 706-695-2100  Vendor ID# 35383	Quarterly Scores (Grades)		Current Quarter Score (Grade)
	Q1: 94.43 (A)	Q2: 105.31 (A+)	<b>107.96%</b> <b>(A+)</b>
	Q3: 107.96 (A+)	Q4: N/A	

Program Census Information:	# Children in Care During Quarter: 7	# Placements During Quarter: 7	# Children in Care On Last Day: 4
-----------------------------	--------------------------------------	--------------------------------	-----------------------------------

	Avg Performance All CCIs (%)	Provider Performance (%)*	Possible Points (Weight)	Provider Points Earned
--	------------------------------	---------------------------	--------------------------	------------------------

**OPM Monitoring Reviews**

Annual Comprehensive Reviews	87%	97%	25	24.23
Safety Reviews	94%	99%	15	14.91
<b>Monitoring Sub-Total</b>			<b>40</b>	<b>39.15</b>

**CCI Safety Outcomes**

Incidence of Maltreatment	0.05%	No Substantiated Reports	10	10.00
Staff Training/Foundations	95%	100%	5	5.00
Staff Safety Checks	95%	100%	5	5.00
<b>Safety Sub-Total</b>			<b>20</b>	<b>20.00</b>

**CCI Permanency Outcomes**

Placement Stability	90%	100%	15	15.00
<b>Permanency Sub-Total</b>			<b>15</b>	<b>15.00</b>

**CCI Well-Being Outcomes**

EPSDT Medical Visits	94%	100%	9.1	9.08
EPSDT Dental Visits	90%	100%	9.1	9.08
Academic Supports	79%	100%	6.8	6.81
Provider ECEM Visits	93%	Not Eligible	N/A	
Provider General Contacts	93%	Not Eligible	N/A	
Placements with Siblings	38%	70%	Not Scored	Not Scored
Placements within Legal County	16%	0%	Not Scored	Not Scored
<b>Well-Being Sub-Total</b>			<b>25</b>	<b>24.97</b>

\*Performance calculation descriptions can be found in the FY 2018 RBWO PBP Measurements and Standards Guide.

<b>Monitoring &amp; Outcomes: Possible Points = 100</b>		<b>Points Earned = 99.12</b>	
<b>Score Before Incentives Credit</b>			<b>99.12%</b>
<b>Incentives Awarded</b>			<b>8.84 pts</b>
<b>PBP Verification</b>			<b>N/A pts</b>
<b>Total Score</b>			<b>107.96%</b>



DHS, DFCS, Office of Provider Management  
**Performance-Based Placement Measures**  
**RBWO Provider GA+SCORECARD - CCI**  
Report Quarter: Q3 FY2018



**Provider/Program Name: Georgia Sheriff's Youth Home - dba Mountainview (963) - CCI**

Program Census Information:		# Children in Care During Quarter: 7	# Placements During Quarter: 7	# Children in Care On Last Day: 4
CCI Incentive Credits	Avg Performance All CCIs (Points)	Provider Performance (%)*	Possible Points (Weight)	Provider Points Earned
Early EPSDT Medical Visits		100%	2	2.00
Early EPSDT Dental Visits		100%	2	2.00
Permanency Contacts		None Planned	5	
Additional Academic Supports		42%	2	0.84
Active Agency Accreditation		0%	4	0.00
Staff Clinical Licensure		0%	5	0.00
Behavior Management (threshold = 0)		100%	4	4.00
<b>Incentives Total</b>	<b>7.65</b>		<b>24</b>	<b>8.84</b>
Maximum total combined incentive credit allowed is 10 points.			<b>Incentives Awarded</b>	<b>8.84</b>

\*Performance calculation descriptions can be found in the FY 2018 RBWO PBP Measurements and Standards Guide.

**Child Protective Services Investigations and Dispositions**

The following investigations data, which is not used for scoring but is considered significant to a provider's performance, is from Georgia SHINES and is not considered final or complete until the end of the fiscal year.

Total Reports:	0	
Number Screened In:	0	
Number Screened Out:	0	
Number Substantiated:	0	
Number Unsubstantiated:	0	
Number Active CPS Investigations:	0	



DHS, DFCS, Office of Provider Management  
**Performance-Based Placement Measures**  
**RBWO Provider GA+SCORECARD - CCI**  
 Report Quarter: Q3 FY2018



**Provider/Program Name: Georgia Sheriff's Youth Home - dba Pineland (679) - CCI**

2048 Young's Mill Rd., LaGrange, GA 30241

Phone: 706-845-9771

Vendor ID# 35381

Quarterly Scores (Grades)

Q1: 96.05 (A)

Q2: 105.91 (A+)

Q3: 107.23 (A+)

Q4: N/A

Current Quarter Score (Grade)

107.23%

(A+)

Program Census Information:

# Children in Care During Quarter: 8

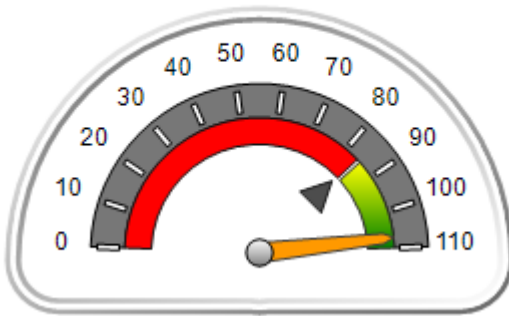
# Placements During Quarter: 8

# Children in Care On Last Day: 5

**Quarterly Provider Comparisons to All CCIs**

▼ indicates average for all CCIs

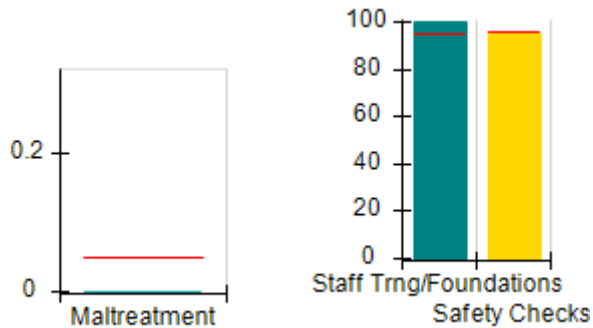
Overall Score (%)



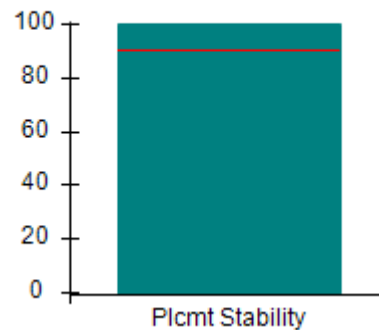
OPM Monitoring Reviews (%)



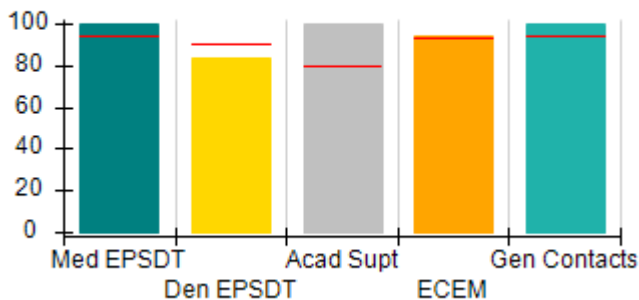
Safety Outcomes (%)



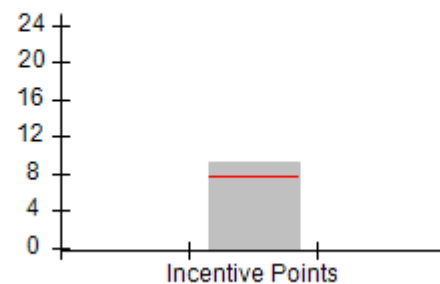
Permanency Outcomes (%)



Well-Being Outcomes (%)



Incentives Earned (Points)





DHS, DFCS, Office of Provider Management  
**Performance-Based Placement Measures**  
**RBWO Provider GA+SCORECARD - CCI**  
 Report Quarter: Q3 FY2018



<b>Provider/Program Name: Georgia Sheriff's Youth Home - dba Pineland (679) - CCI</b>				
2048 Young's Mill Rd., LaGrange, GA 30241 Phone: 706-845-9771 Vendor ID# 35381		Quarterly Scores (Grades)		Current Quarter Score (Grade)
		Q1: 96.05 (A)	Q2: 105.91 (A+)	<b>107.23%</b> <b>(A+)</b>
		Q3: 107.23 (A+)	Q4: N/A	
Program Census Information:		# Children in Care During Quarter: 8	# Placements During Quarter: 8	# Children in Care On Last Day: 5
	Avg Performance All CCIs (%)	Provider Performance (%)*	Possible Points (Weight)	Provider Points Earned
<b>OPM Monitoring Reviews</b>				
Annual Comprehensive Reviews	87%	98%	25	24.50
Safety Reviews	94%	99%	15	14.86
<b>Monitoring Sub-Total</b>			<b>40</b>	<b>39.36</b>
<b>CCI Safety Outcomes</b>				
Incidence of Maltreatment	0.05%	No Substantiated Reports	10	10.00
Staff Training/Foundations	95%	100%	5	5.00
Staff Safety Checks	95%	95%	5	4.75
<b>Safety Sub-Total</b>			<b>20</b>	<b>19.75</b>
<b>CCI Permanency Outcomes</b>				
Placement Stability	90%	100%	15	15.00
<b>Permanency Sub-Total</b>			<b>15</b>	<b>15.00</b>
<b>CCI Well-Being Outcomes</b>				
EPSDT Medical Visits	94%	100%	4	4.00
EPSDT Dental Visits	90%	83%	4	3.32
Academic Supports	79%	100%	3	3.00
Provider ECEM Visits	93%	94%	7	6.58
Provider General Contacts	93%	100%	7	7.00
Placements with Siblings	38%	0%	Not Scored	Not Scored
Placements within Legal County	16%	0%	Not Scored	Not Scored
<b>Well-Being Sub-Total</b>			<b>25</b>	<b>23.90</b>
*Performance calculation descriptions can be found in the FY 2018 RBWO PBP Measurements and Standards Guide.				

<b>Monitoring &amp; Outcomes: Possible Points = 100</b>		<b>Points Earned = 98.01</b>	
<b>Score Before Incentives Credit</b>			<b>98.01%</b>
<b>Incentives Awarded</b>			<b>9.22 pts</b>
<b>PBP Verification</b>			<b>N/A pts</b>
<b>Total Score</b>			<b>107.23%</b>



DHS, DFCS, Office of Provider Management  
**Performance-Based Placement Measures**  
**RBWO Provider GA+SCORECARD - CCI**  
Report Quarter: Q3 FY2018



**Provider/Program Name: Georgia Sheriff's Youth Home - dba Pineland (679) - CCI**

Program Census Information:		# Children in Care During Quarter: 8	# Placements During Quarter: 8	# Children in Care On Last Day: 5
CCI Incentive Credits	Avg Performance All CCIs (Points)	Provider Performance (%)*	Possible Points (Weight)	Provider Points Earned
Early EPSDT Medical Visits		100%	2	2.00
Early EPSDT Dental Visits		67%	2	1.34
Permanency Contacts		0%	5	0.00
Additional Academic Supports		94%	2	1.88
Active Agency Accreditation		0%	4	0.00
Staff Clinical Licensure		0%	5	0.00
Behavior Management (threshold = 0)		100%	4	4.00
<b>Incentives Total</b>	<b>7.65</b>		<b>24</b>	<b>9.22</b>
Maximum total combined incentive credit allowed is 10 points.			<b>Incentives Awarded</b>	<b>9.22</b>

\*Performance calculation descriptions can be found in the FY 2018 RBWO PBP Measurements and Standards Guide.

**Child Protective Services Investigations and Dispositions**

The following investigations data, which is not used for scoring but is considered significant to a provider's performance, is from Georgia SHINES and is not considered final or complete until the end of the fiscal year.

Total Reports:	0	
Number Screened In:	0	
Number Screened Out:	0	
Number Substantiated:	0	
Number Unsubstantiated:	0	
Number Active CPS Investigations:	0	



DHS, DFCS, Office of Provider Management

## Performance-Based Placement Measures

### RBWO Provider GA+SCORECARD - CCI



Report Quarter: Q3 FY2018

**Provider/Program Name: Goshen Valley Foundation - dba Goshen Valley Boy's Ranch (687) - CCI**

387 Goshen Church Way, Waleska, GA 30183

Phone: 7707964618

Vendor ID# 35392

Quarterly Scores (Grades)

Current Quarter Score (Grade)

Q1: 109.10 (A+)

Q2: 108.79 (A+)

108.73%

Q3: 108.73 (A+)

Q4: N/A

(A+)

Program Census Information:

# Children in Care During Quarter: 48

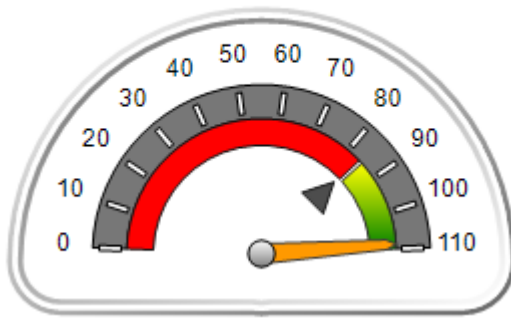
# Placements During Quarter: 49

# Children in Care On Last Day: 41

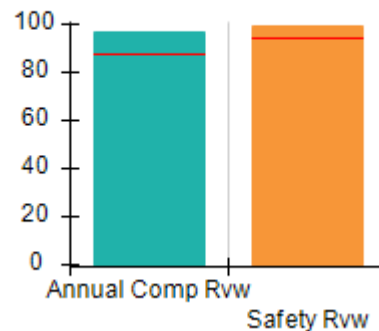
### Quarterly Provider Comparisons to All CCIs

▼ indicates average for all CCIs

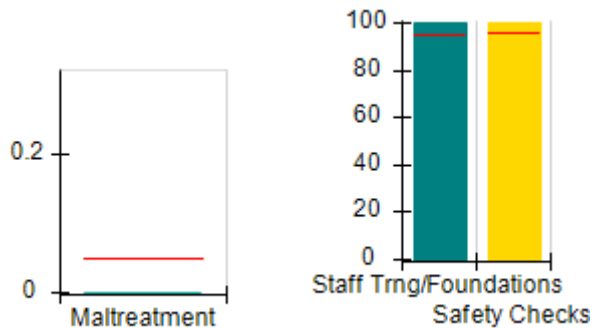
Overall Score (%)



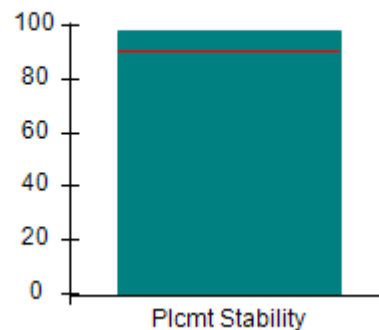
OPM Monitoring Reviews (%)



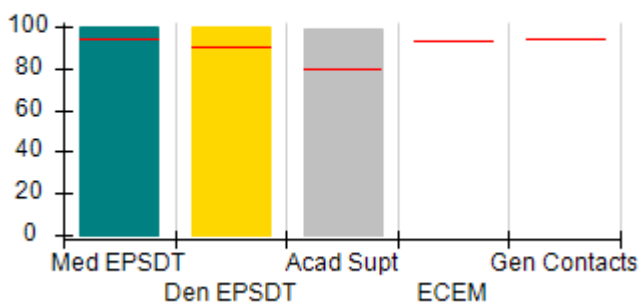
Safety Outcomes (%)



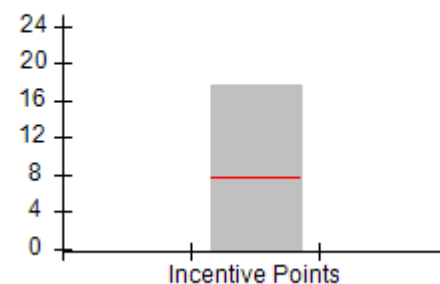
Permanency Outcomes (%)



Well-Being Outcomes (%)



Incentives Earned (Points)





**DHS, DFCS, Office of Provider Management**  
**Performance-Based Placement Measures**  
**RBWO Provider GA+SCORECARD - CCI**



**Report Quarter: Q3 FY2018**

Provider/Program Name: Goshen Valley Foundation - dba Goshen Valley Boy's Ranch (687) - CCI				
387 Goshen Church Way, Waleska, GA 30183		Quarterly Scores (Grades)		Current Quarter Score (Grade)
Phone: 7707964618		Q1: 109.10 (A+)	Q2: 108.79 (A+)	108.73% (A+)
Vendor ID# 35392		Q3: 108.73 (A+)	Q4: N/A	
Program Census Information:		# Children in Care During Quarter: 48	# Placements During Quarter: 49	# Children in Care On Last Day: 41
	Avg Performance All CCIs (%)	Provider Performance (%)*	Possible Points (Weight)	Provider Points Earned
<b>OPM Monitoring Reviews</b>				
Annual Comprehensive Reviews	87%	97%	25	24.25
Safety Reviews	94%	99%	15	14.88
<b>Monitoring Sub-Total</b>			<b>40</b>	<b>39.13</b>
<b>CCI Safety Outcomes</b>				
Incidence of Maltreatment	0.05%	No Substantiated Reports	10	10.00
Staff Training/Foundations	95%	100%	5	5.00
Staff Safety Checks	95%	100%	5	5.00
<b>Safety Sub-Total</b>			<b>20</b>	<b>20.00</b>
<b>CCI Permanency Outcomes</b>				
Placement Stability	90%	98%	15	14.70
<b>Permanency Sub-Total</b>			<b>15</b>	<b>14.70</b>
<b>CCI Well-Being Outcomes</b>				
EPSDT Medical Visits	94%	100%	9.1	9.08
EPSDT Dental Visits	90%	100%	9.1	9.08
Academic Supports	79%	99%	6.8	6.74
Provider ECEM Visits	93%	Not Eligible	N/A	
Provider General Contacts	93%	Not Eligible	N/A	
Placements with Siblings	38%	36%	Not Scored	Not Scored
Placements within Legal County	16%	31%	Not Scored	Not Scored
<b>Well-Being Sub-Total</b>			<b>25</b>	<b>24.90</b>

\*Performance calculation descriptions can be found in the FY 2018 RBWO PBP Measurements and Standards Guide.

<b>Monitoring &amp; Outcomes: Possible Points = 100</b>	<b>Points Earned = 98.73</b>
<b>Score Before Incentives Credit</b>	<b>98.73%</b>
<b>Incentives Awarded</b>	<b>10.00 pts</b>
<b>PBP Verification</b>	<b>N/A pts</b>
<b>Total Score</b>	<b>108.73%</b>



DHS, DFCS, Office of Provider Management  
**Performance-Based Placement Measures**  
**RBWO Provider GA+SCORECARD - CCI**



Report Quarter: Q3 FY2018

**Provider/Program Name: Goshen Valley Foundation - dba Goshen Valley Boy's Ranch (687) - CCI**

Program Census Information:		# Children in Care During Quarter: 48	# Placements During Quarter: 49	# Children in Care On Last Day: 41
CCI Incentive Credits	Avg Performance All CCIs (Points)	Provider Performance (%)*	Possible Points (Weight)	Provider Points Earned
Early EPSDT Medical Visits		100%	2	2.00
Early EPSDT Dental Visits		100%	2	2.00
Permanency Contacts		100%	5	5.00
Additional Academic Supports		13%	2	0.26
Active Agency Accreditation		100%	4	4.00
Staff Clinical Licensure		10%	5	0.50
Behavior Management (threshold = 0)		100%	4	4.00
<b>Incentives Total</b>	<b>7.65</b>		<b>24</b>	<b>17.76</b>
Maximum total combined incentive credit allowed is 10 points.			<b>Incentives Awarded</b>	<b>10.00</b>

\*Performance calculation descriptions can be found in the FY 2018 RBWO PBP Measurements and Standards Guide.

**Child Protective Services Investigations and Dispositions**

The following investigations data, which is not used for scoring but is considered significant to a provider's performance, is from Georgia SHINES and is not considered final or complete until the end of the fiscal year.

Total Reports:	0
Number Screened In:	0
Number Screened Out:	0
Number Substantiated:	0
Number Unsubstantiated:	0
Number Active CPS Investigations:	0





DHS, DFCS, Office of Provider Management

## Performance-Based Placement Measures

### RBWO Provider GA+SCORECARD - CCI

Report Quarter: Q3 FY2018



**Provider/Program Name: Goshen Valley Foundation - dba Hope House (5196) - CCI**

187 Goshen Church Way, Waleska, GA 30183

Phone: 770-796-4618

Vendor ID# 106196

#### Quarterly Scores (Grades)

Q1: 109.33 (A+)

Q2: 108.79 (A+)

Q3: 105.57 (A+)

Q4: N/A

#### Current Quarter Score (Grade)

**105.57%**

**(A+)**

Program Census Information:

# Children in Care During Quarter: 14

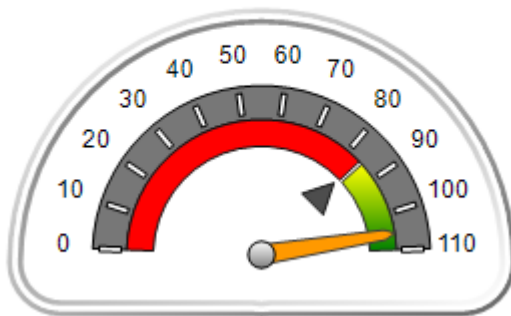
# Placements During Quarter: 14

# Children in Care On Last Day: 6

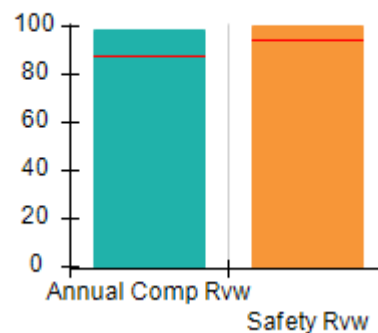
### Quarterly Provider Comparisons to All CCIs

▼ indicates average for all CCIs

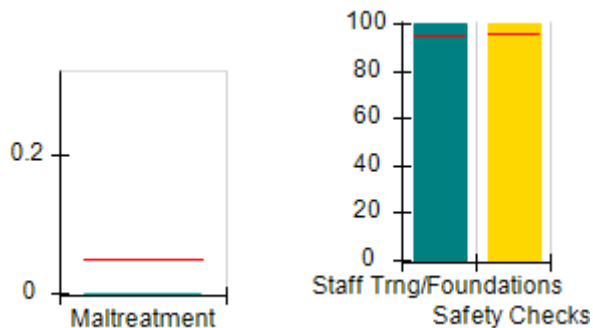
#### Overall Score (%)



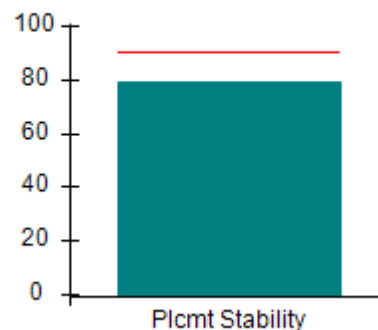
#### OPM Monitoring Reviews (%)



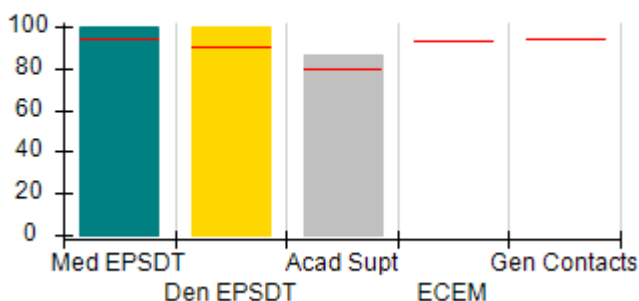
#### Safety Outcomes (%)



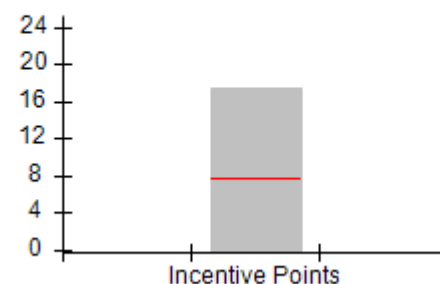
#### Permanency Outcomes (%)



#### Well-Being Outcomes (%)



#### Incentives Earned (Points)





DHS, DFCS, Office of Provider Management  
**Performance-Based Placement Measures**  
**RBWO Provider GA+SCORECARD - CCI**  
 Report Quarter: Q3 FY2018



<b>Provider/Program Name: Goshen Valley Foundation - dba Hope House (5196) - CCI</b>				
<b>187 Goshen Church Way, Waleska, GA 30183</b>  <b>Phone: 770-796-4618</b>  <b>Vendor ID# 106196</b>		<b>Quarterly Scores (Grades)</b>		<b>Current Quarter Score (Grade)</b>
		<b>Q1: 109.33 (A+)</b>	<b>Q2: 108.79 (A+)</b>	<b>105.57%</b> <b>(A+)</b>
		<b>Q3: 105.57 (A+)</b>	<b>Q4: N/A</b>	
Program Census Information:		# Children in Care During Quarter: 14	# Placements During Quarter: 14	# Children in Care On Last Day: 6
	<b>Avg Performance All CCIs (%)</b>	<b>Provider Performance (%)*</b>	<b>Possible Points (Weight)</b>	<b>Provider Points Earned</b>
<b>OPM Monitoring Reviews</b>				
Annual Comprehensive Reviews	87%	99%	25	24.70
Safety Reviews	94%	100%	15	15.00
<b>Monitoring Sub-Total</b>			<b>40</b>	<b>39.70</b>
<b>CCI Safety Outcomes</b>				
Incidence of Maltreatment	0.05%	No Substantiated Reports	10	10.00
Staff Training/Foundations	95%	100%	5	5.00
Staff Safety Checks	95%	100%	5	5.00
<b>Safety Sub-Total</b>			<b>20</b>	<b>20.00</b>
<b>CCI Permanency Outcomes</b>				
Placement Stability	90%	79%	15	11.85
<b>Permanency Sub-Total</b>			<b>15</b>	<b>11.85</b>
<b>CCI Well-Being Outcomes</b>				
EPSDT Medical Visits	94%	100%	9.1	9.08
EPSDT Dental Visits	90%	100%	9.1	9.08
Academic Supports	79%	86%	6.8	5.86
Provider ECEM Visits	93%	Not Eligible	N/A	
Provider General Contacts	93%	Not Eligible	N/A	
Placements with Siblings	38%	50%	Not Scored	Not Scored
Placements within Legal County	16%	20%	Not Scored	Not Scored
<b>Well-Being Sub-Total</b>			<b>25</b>	<b>24.02</b>
*Performance calculation descriptions can be found in the FY 2018 RBWO PBP Measurements and Standards Guide.				

<b>Monitoring &amp; Outcomes: Possible Points = 100</b>		<b>Points Earned = 95.57</b>	
<b>Score Before Incentives Credit</b>			<b>95.57%</b>
<b>Incentives Awarded</b>			<b>10.00 pts</b>
<b>PBP Verification</b>			<b>N/A pts</b>
<b>Total Score</b>			<b>105.57%</b>



DHS, DFCS, Office of Provider Management  
**Performance-Based Placement Measures**  
**RBWO Provider GA+SCORECARD - CCI**  
Report Quarter: Q3 FY2018



**Provider/Program Name: Goshen Valley Foundation - dba Hope House (5196) - CCI**

Program Census Information:		# Children in Care During Quarter: 14	# Placements During Quarter: 14	# Children in Care On Last Day: 6
CCI Incentive Credits	Avg Performance All CCIs (Points)	Provider Performance (%)*	Possible Points (Weight)	Provider Points Earned
Early EPSDT Medical Visits		100%	2	2.00
Early EPSDT Dental Visits		100%	2	2.00
Permanency Contacts		100%	5	5.00
Additional Academic Supports		0%	2	0.00
Active Agency Accreditation		100%	4	4.00
Staff Clinical Licensure		10%	5	0.50
Behavior Management (threshold = 0)		100%	4	4.00
<b>Incentives Total</b>	<b>7.65</b>		<b>24</b>	<b>17.50</b>
Maximum total combined incentive credit allowed is 10 points.			<b>Incentives Awarded</b>	<b>10.00</b>

\*Performance calculation descriptions can be found in the FY 2018 RBWO PBP Measurements and Standards Guide.

**Child Protective Services Investigations and Dispositions**

The following investigations data, which is not used for scoring but is considered significant to a provider's performance, is from Georgia SHINES and is not considered final or complete until the end of the fiscal year.

Total Reports:	0	
Number Screened In:	0	
Number Screened Out:	0	
Number Substantiated:	0	
Number Unsubstantiated:	0	
Number Active CPS Investigations:	0	



**DHS, DFCS, Office of Provider Management**  
**Performance-Based Placement Measures**  
**RBWO Provider GA+SCORECARD - CCI**  
**Report Quarter: Q3 FY2018**



**Provider/Program Name: Greenbriar Children's Center - (688) - CCI**

**3709 Hopkins St., Savannah, GA 31405**

**Phone: 912-234-3431**

**Vendor ID# 35393**

**Quarterly Scores (Grades)**

**Q1: 70.92 (C-)**

**Q2: 85.69 (B)**

**Q3: 95.57 (A)**

**Q4: N/A**

**Current Quarter Score (Grade)**

**95.57%**

**(A)**

**Program Census Information:**

**# Children in Care During Quarter: 9**

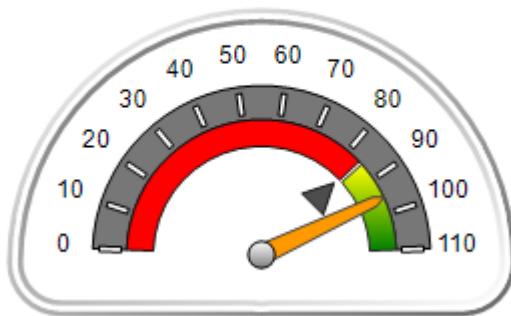
**# Placements During Quarter: 9**

**# Children in Care On Last Day: 4**

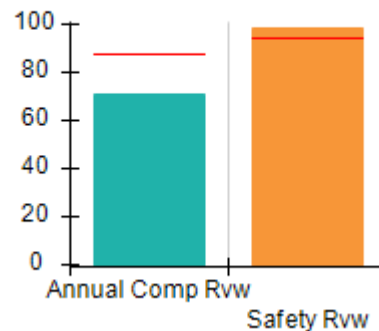
**Quarterly Provider Comparisons to All CCIs**

▼ — indicates average for all CCIs

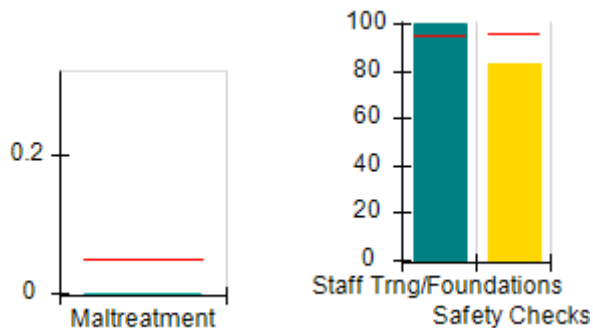
**Overall Score (%)**



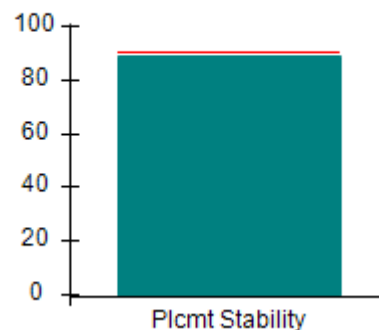
**OPM Monitoring Reviews (%)**



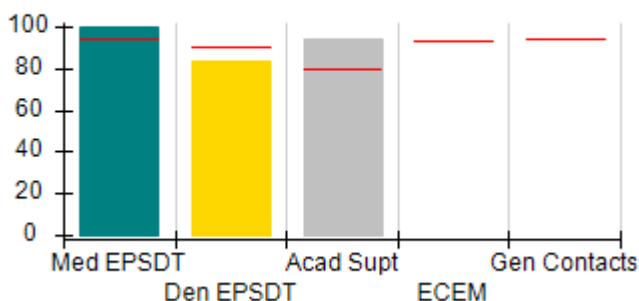
**Safety Outcomes (%)**



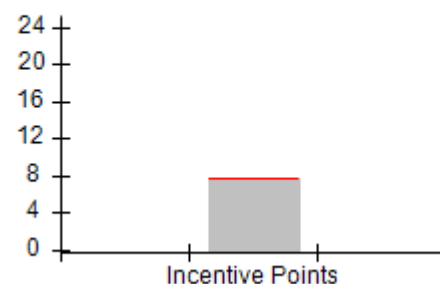
**Permanency Outcomes (%)**



**Well-Being Outcomes (%)**



**Incentives Earned (Points)**





DHS, DFCS, Office of Provider Management  
**Performance-Based Placement Measures**  
**RBWO Provider GA+SCORECARD - CCI**  
 Report Quarter: Q3 FY2018



Provider/Program Name: Greenbriar Children's Center - (688) - CCI				
3709 Hopkins St., Savannah, GA 31405 Phone: 912-234-3431 Vendor ID# 35393		Quarterly Scores (Grades)		Current Quarter Score (Grade)
		Q1: 70.92 (C-)	Q2: 85.69 (B)	95.57% (A)
		Q3: 95.57 (A)	Q4: N/A	
Program Census Information:		# Children in Care During Quarter: 9	# Placements During Quarter: 9	# Children in Care On Last Day: 4
	Avg Performance All CCIs (%)	Provider Performance (%)*	Possible Points (Weight)	Provider Points Earned
<b>OPM Monitoring Reviews</b>				
Annual Comprehensive Reviews	87%	71%	25	17.63
Safety Reviews	94%	98%	15	14.76
<b>Monitoring Sub-Total</b>			<b>40</b>	<b>32.40</b>
<b>CCI Safety Outcomes</b>				
Incidence of Maltreatment	0.05%	No Substantiated Reports	10	10.00
Staff Training/Foundations	95%	100%	5	5.00
Staff Safety Checks	95%	83%	5	4.15
<b>Safety Sub-Total</b>			<b>20</b>	<b>19.15</b>
<b>CCI Permanency Outcomes</b>				
Placement Stability	90%	89%	15	13.35
<b>Permanency Sub-Total</b>			<b>15</b>	<b>13.35</b>
<b>CCI Well-Being Outcomes</b>				
EPSDT Medical Visits	94%	100%	9.1	9.08
EPSDT Dental Visits	90%	83%	9.1	7.54
Academic Supports	79%	94%	6.8	6.40
Provider ECEM Visits	93%	Not Eligible	N/A	
Provider General Contacts	93%	Not Eligible	N/A	
Placements with Siblings	38%	Not Eligible	Not Scored	Not Scored
Placements within Legal County	16%	100%	Not Scored	Not Scored
<b>Well-Being Sub-Total</b>			<b>25</b>	<b>23.02</b>
*Performance calculation descriptions can be found in the FY 2018 RBWO PBP Measurements and Standards Guide.				

Monitoring & Outcomes: Possible Points = 100		Points Earned = 87.91	
Score Before Incentives Credit		87.91%	
Incentives Awarded		7.66 pts	
PBP Verification		N/A pts	
Total Score		95.57%	



DHS, DFCS, Office of Provider Management  
**Performance-Based Placement Measures**  
**RBWO Provider GA+SCORECARD - CCI**  
Report Quarter: Q3 FY2018



**Provider/Program Name: Greenbriar Children's Center - (688) - CCI**

Program Census Information:		# Children in Care During Quarter: 9	# Placements During Quarter: 9	# Children in Care On Last Day: 4
CCI Incentive Credits	Avg Performance All CCIs (Points)	Provider Performance (%)*	Possible Points (Weight)	Provider Points Earned
Early EPSDT Medical Visits		100%	2	2.00
Early EPSDT Dental Visits		83%	2	1.66
Permanency Contacts		0%	5	0.00
Additional Academic Supports		0%	2	0.00
Active Agency Accreditation		0%	4	0.00
Staff Clinical Licensure		0%	5	0.00
Behavior Management (threshold = 0)		100%	4	4.00
<b>Incentives Total</b>	<b>7.65</b>		<b>24</b>	<b>7.66</b>
Maximum total combined incentive credit allowed is 10 points.			<b>Incentives Awarded</b>	<b>7.66</b>

\*Performance calculation descriptions can be found in the FY 2018 RBWO PBP Measurements and Standards Guide.

**Child Protective Services Investigations and Dispositions**

The following investigations data, which is not used for scoring but is considered significant to a provider's performance, is from Georgia SHINES and is not considered final or complete until the end of the fiscal year.

Total Reports:	0	
Number Screened In:	0	
Number Screened Out:	0	
Number Substantiated:	0	
Number Unsubstantiated:	0	
Number Active CPS Investigations:	0	



**DHS, DFCS, Office of Provider Management**  
**Performance-Based Placement Measures**  
**RBWO Provider GA+SCORECARD - CCI**



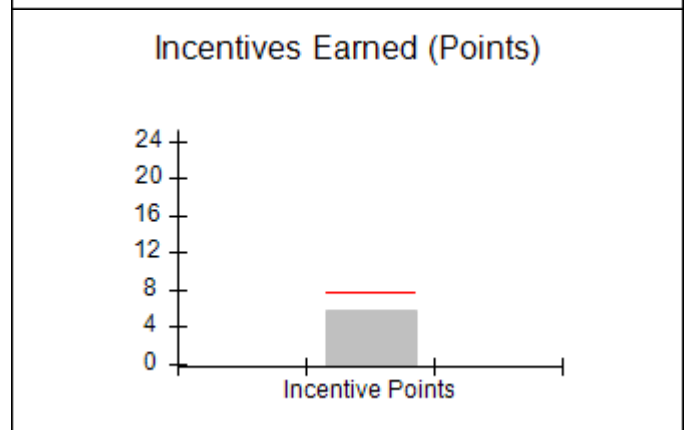
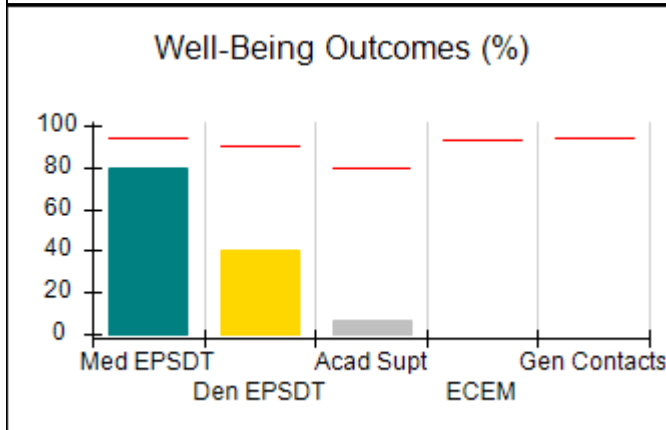
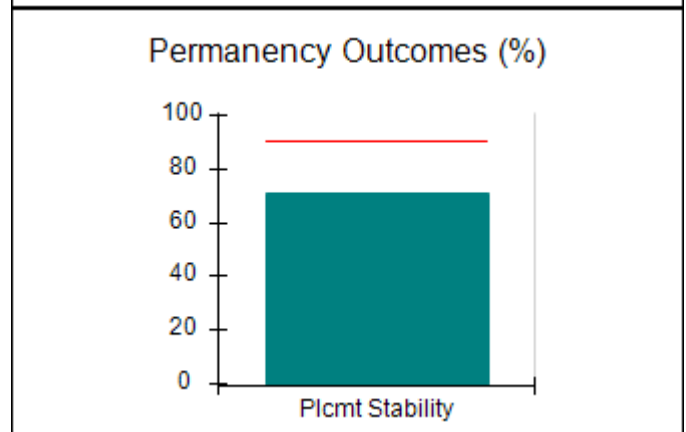
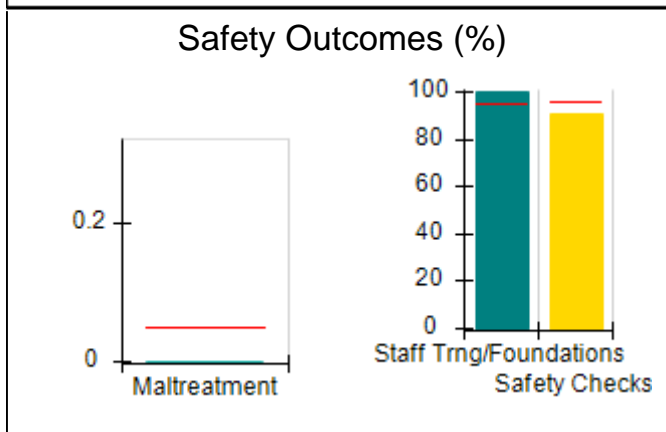
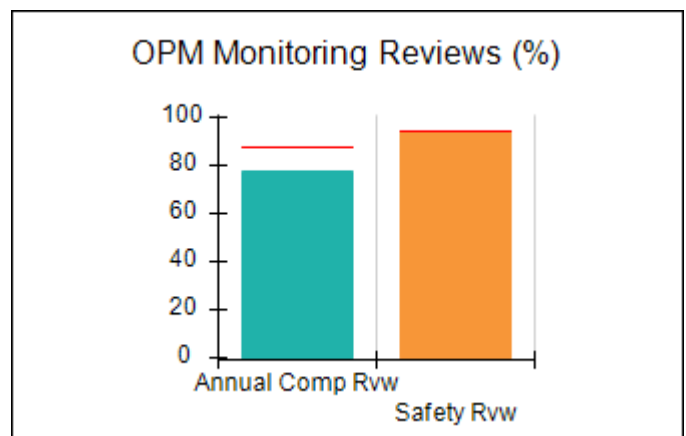
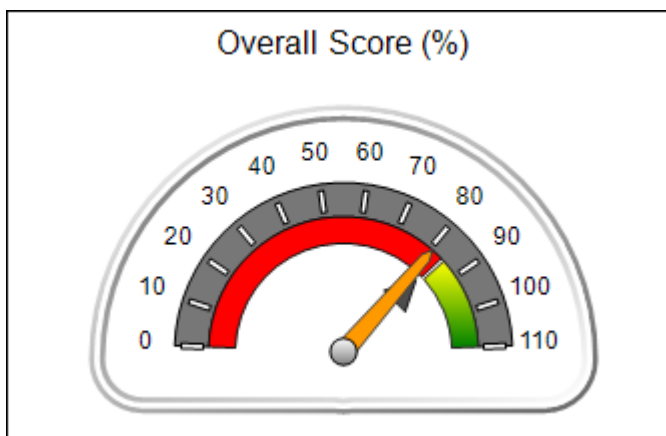
**Report Quarter: Q3 FY2018**

**Provider/Program Name: Guardian Home of Hope, Inc. - (5187) - CCI**

<b>4290 Valley Crest Drive, Columbus, GA 31907</b>  <b>Phone: 762-821-2303</b>  <b>Vendor ID# 121306</b>	Quarterly Scores (Grades)		Current Quarter Score (Grade)
	Q1: 80.68 (B-)	Q2: 79.27 (C+)	<b>80.74%</b>  <b>(B-)</b>
	Q3: 80.74 (B-)	Q4: N/A	
Program Census Information:	# Children in Care During Quarter: 7	# Placements During Quarter: 7	# Children in Care On Last Day: 5

**Quarterly Provider Comparisons to All CCIs**

▼ — indicates average for all CCIs





DHS, DFCS, Office of Provider Management  
**Performance-Based Placement Measures**  
**RBWO Provider GA+SCORECARD - CCI**  
 Report Quarter: Q3 FY2018



**Provider/Program Name: Guardian Home of Hope, Inc. - (5187) - CCI**

<b>4290 Valley Crest Drive, Columbus, GA 31907</b>  <b>Phone: 762-821-2303</b>  <b>Vendor ID# 121306</b>	<b>Quarterly Scores (Grades)</b>		<b>Current Quarter Score (Grade)</b>
	<b>Q1: 80.68 (B-)</b>	<b>Q2: 79.27 (C+)</b>	<b>80.74%</b>
	<b>Q3: 80.74 (B-)</b>	<b>Q4: N/A</b>	<b>(B-)</b>

Program Census Information:	# Children in Care During Quarter: 7	# Placements During Quarter: 7	# Children in Care On Last Day: 5
-----------------------------	--------------------------------------	--------------------------------	-----------------------------------

	<b>Avg Performance All CCIs (%)</b>	<b>Provider Performance (%)*</b>	<b>Possible Points (Weight)</b>	<b>Provider Points Earned</b>
--	-------------------------------------	----------------------------------	---------------------------------	-------------------------------

**OPM Monitoring Reviews**

Annual Comprehensive Reviews	87%	77%	25	19.35
Safety Reviews	94%	95%	15	14.19
<b>Monitoring Sub-Total</b>			<b>40</b>	<b>33.53</b>

**CCI Safety Outcomes**

Incidence of Maltreatment	0.05%	No Substantiated Reports	10	10.00
Staff Training/Foundations	95%	100%	5	5.00
Staff Safety Checks	95%	91%	5	4.55
<b>Safety Sub-Total</b>			<b>20</b>	<b>19.55</b>

**CCI Permanency Outcomes**

Placement Stability	90%	71%	15	10.65
<b>Permanency Sub-Total</b>			<b>15</b>	<b>10.65</b>

**CCI Well-Being Outcomes**

EPSDT Medical Visits	94%	80%	9.1	7.26
EPSDT Dental Visits	90%	40%	9.1	3.63
Academic Supports	79%	7%	6.8	0.48
Provider ECEM Visits	93%	Not Eligible	N/A	
Provider General Contacts	93%	Not Eligible	N/A	
Placements with Siblings	38%	Not Eligible	Not Scored	Not Scored
Placements within Legal County	16%	0%	Not Scored	Not Scored
<b>Well-Being Sub-Total</b>			<b>25</b>	<b>11.37</b>

\*Performance calculation descriptions can be found in the FY 2018 RBWO PBP Measurements and Standards Guide.

<b>Monitoring &amp; Outcomes: Possible Points = 100</b>	<b>Points Earned = 75.10</b>
<b>Score Before Incentives Credit</b>	<b>75.10%</b>
<b>Incentives Awarded</b>	<b>5.64 pts</b>
<b>PBP Verification</b>	<b>N/A pts</b>
<b>Total Score</b>	<b>80.74%</b>





DHS, DFCS, Office of Provider Management  
**Performance-Based Placement Measures**  
**RBWO Provider GA+SCORECARD - CCI**  
Report Quarter: Q3 FY2018



**Provider/Program Name: Guardian Home of Hope, Inc. - (5187) - CCI**

Program Census Information:		# Children in Care During Quarter: 7	# Placements During Quarter: 7	# Children in Care On Last Day: 5
CCI Incentive Credits	Avg Performance All CCIs (Points)	Provider Performance (%)*	Possible Points (Weight)	Provider Points Earned
Early EPSDT Medical Visits		50%	2	1.00
Early EPSDT Dental Visits		25%	2	0.50
Permanency Contacts		0%	5	0.00
Additional Academic Supports		7%	2	0.14
Active Agency Accreditation		0%	4	0.00
Staff Clinical Licensure		0%	5	0.00
Behavior Management (threshold = 0)		100%	4	4.00
<b>Incentives Total</b>	<b>7.65</b>		<b>24</b>	<b>5.64</b>
Maximum total combined incentive credit allowed is 10 points.			<b>Incentives Awarded</b>	<b>5.64</b>

\*Performance calculation descriptions can be found in the FY 2018 RBWO PBP Measurements and Standards Guide.

**Child Protective Services Investigations and Dispositions**

The following investigations data, which is not used for scoring but is considered significant to a provider's performance, is from Georgia SHINES and is not considered final or complete until the end of the fiscal year.

Total Reports:	0	
Number Screened In:	0	
Number Screened Out:	0	
Number Substantiated:	0	
Number Unsubstantiated:	0	
Number Active CPS Investigations:	0	



**DHS, DFCS, Office of Provider Management**  
**Performance-Based Placement Measures**  
**RBWO Provider GA+SCORECARD - CCI**  
**Report Quarter: Q3 FY2018**



Error: Subreport could not be shown.



**DHS, DFCS, Office of Provider Management**  
**Performance-Based Placement Measures**  
**RBWO Provider GA+SCORECARD - CCI**  
**Report Quarter: Q3 FY2018**



Error: Subreport could not be shown.



**DHS, DFCS, Office of Provider Management**  
**Performance-Based Placement Measures**  
**RBWO Provider GA+SCORECARD - CCI**  
**Report Quarter: Q3 FY2018**



Error: Subreport could not be shown.



DHS, DFCS, Office of Provider Management  
**Performance-Based Placement Measures**  
**RBWO Provider GA+SCORECARD - CCI**  
Report Quarter: Q3 FY2018



**Provider/Program Name: Heritage Homes of Woodstock - (5336) - CCI**

156 Dial Dr., Woodstock, GA 30188

Phone: 678-463-5695

Vendor ID# 156519

**Quarterly Scores (Grades)**

Q1: (N/A)

Q2: (N/A)

Q3: 67.16 (D+)

Q4: N/A

**Current Quarter Score (Grade)**

**67.16%**

**(D+)**

Program Census Information:

# Children in Care During  
Quarter: 7

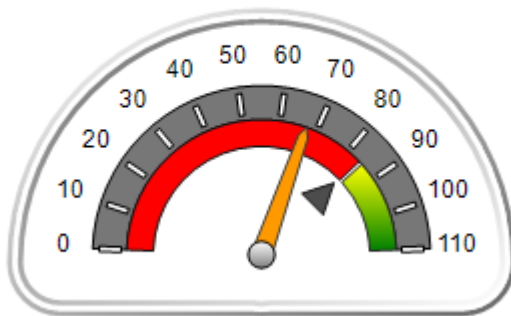
# Placements During  
Quarter: 7

# Children in Care On Last  
Day: 7

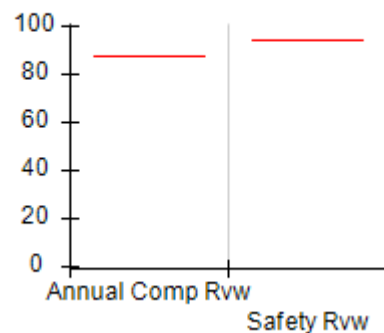
**Quarterly Provider Comparisons to All CCIs**

▼ indicates average for all CCIs

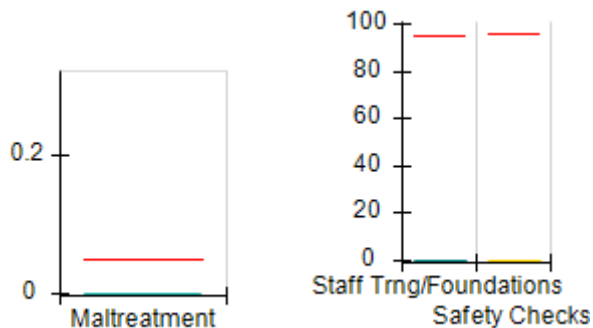
**Overall Score (%)**



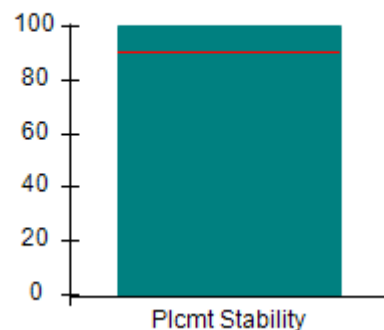
**OPM Monitoring Reviews (%)**



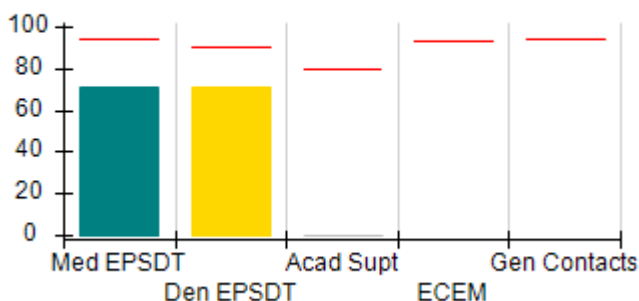
**Safety Outcomes (%)**



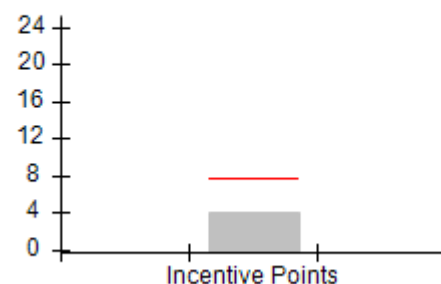
**Permanency Outcomes (%)**



**Well-Being Outcomes (%)**



**Incentives Earned (Points)**





DHS, DFCS, Office of Provider Management  
**Performance-Based Placement Measures**  
**RBWO Provider GA+SCORECARD - CCI**  
**Report Quarter: Q3 FY2018**



Provider/Program Name: Heritage Homes of Woodstock - (5336) - CCI				
156 Dial Dr., Woodstock, GA 30188 Phone: 678-463-5695 Vendor ID# 156519		Quarterly Scores (Grades)		Current Quarter Score (Grade)
		Q1: (N/A)	Q2: (N/A)	<b>67.16%</b> <b>(D+)</b>
		Q3: 67.16 (D+)	Q4: N/A	
Program Census Information:		# Children in Care During Quarter: 7	# Placements During Quarter: 7	# Children in Care On Last Day: 7
	Avg Performance All CCIs (%)	Provider Performance (%)*	Possible Points (Weight)	Provider Points Earned
<b>OPM Monitoring Reviews</b>				
Annual Comprehensive Reviews	87%	Not Yet Conducted		
Safety Reviews	94%	Not Yet Conducted		
<b>Monitoring Sub-Total</b>				<b>0.00</b>
<b>CCI Safety Outcomes</b>				
Incidence of Maltreatment	0.05%	No Substantiated Reports	10	10.00
Staff Training/Foundations	95%	0%	5	0.00
Staff Safety Checks	95%	0%	5	0.00
<b>Safety Sub-Total</b>			<b>20</b>	<b>10.00</b>
<b>CCI Permanency Outcomes</b>				
Placement Stability	90%	100%	15	15.00
<b>Permanency Sub-Total</b>			<b>15</b>	<b>15.00</b>
<b>CCI Well-Being Outcomes</b>				
EPSDT Medical Visits	94%	71%	9.1	6.45
EPSDT Dental Visits	90%	71%	9.1	6.45
Academic Supports	79%	0%	6.8	0.00
Provider ECEM Visits	93%	Not Eligible	N/A	
Provider General Contacts	93%	Not Eligible	N/A	
Placements with Siblings	38%	Not Eligible	Not Scored	Not Scored
Placements within Legal County	16%	0%	Not Scored	Not Scored
<b>Well-Being Sub-Total</b>			<b>25</b>	<b>12.89</b>
*Performance calculation descriptions can be found in the FY 2018 RBWO PBP Measurements and Standards Guide.				

<b>Monitoring &amp; Outcomes: Possible Points = 60</b>	<b>Points Earned = 37.89</b>
<b>Score Before Incentives Credit</b>	<b>63.16%</b>
<b>Incentives Awarded</b>	<b>4.00 pts</b>
<b>PBP Verification</b>	<b>N/A pts</b>
<b>Total Score</b>	<b>67.16%</b>



**DHS, DFCS, Office of Provider Management**  
**Performance-Based Placement Measures**  
**RBWO Provider GA+SCORECARD - CCI**  
**Report Quarter: Q3 FY2018**



**Provider/Program Name: Heritage Homes of Woodstock - (5336) - CCI**

Program Census Information:		# Children in Care During Quarter: 7	# Placements During Quarter: 7	# Children in Care On Last Day: 7
CCI Incentive Credits	Avg Performance All CCIs (Points)	Provider Performance (%)*	Possible Points (Weight)	Provider Points Earned
Early EPSDT Medical Visits		0%	2	0.00
Early EPSDT Dental Visits		0%	2	0.00
Permanency Contacts		0%	5	0.00
Additional Academic Supports		0%	2	0.00
Active Agency Accreditation		0%	4	0.00
Staff Clinical Licensure		0%	5	0.00
Behavior Management (threshold = 0)		100%	4	4.00
<b>Incentives Total</b>	<b>7.65</b>		<b>24</b>	<b>4.00</b>
Maximum total combined incentive credit allowed is 10 points.			<b>Incentives Awarded</b>	<b>4.00</b>

\*Performance calculation descriptions can be found in the FY 2018 RBWO PBP Measurements and Standards Guide.

**Child Protective Services Investigations and Dispositions**

The following investigations data, which is not used for scoring but is considered significant to a provider's performance, is from Georgia SHINES and is not considered final or complete until the end of the fiscal year.

Total Reports:	1	
Number Screened In:	0	
Number Screened Out:	1	
Number Substantiated:	0	
Number Unsubstantiated:	0	
Number Active CPS Investigations:	0	



DHS, DFCS, Office of Provider Management  
**Performance-Based Placement Measures**  
**RBWO Provider GA+SCORECARD - CCI**  
Report Quarter: Q3 FY2018



**Provider/Program Name: House of Dawn - Second Chance Home (918) - CCI**

298 South Main Street , Jonesboro, GA 30236

Phone: 770 477-2385

Vendor ID# 35422

**Quarterly Scores (Grades)**

Q1: 88.73 (B+)

Q2: 100.61 (A+)

Q3: 101.05 (A+)

Q4: N/A

**Current Quarter Score (Grade)**

**101.05%**

**(A+)**

Program Census Information:

# Children in Care During  
Quarter: 6

# Placements During  
Quarter: 6

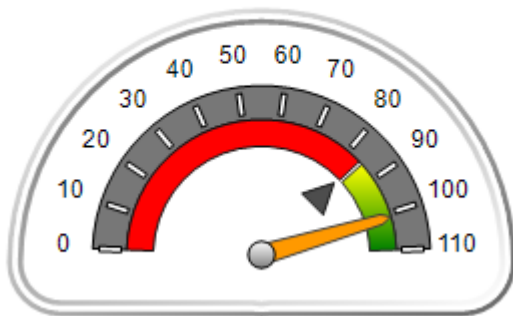
# Children in Care On Last  
Day: 3

**Quarterly Provider Comparisons to All CCIs**

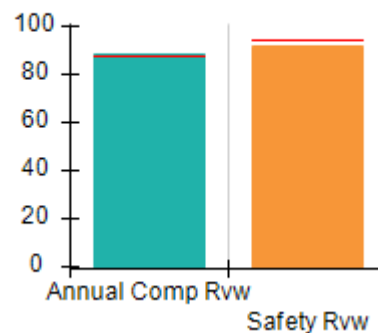


indicates average for all CCIs

**Overall Score (%)**



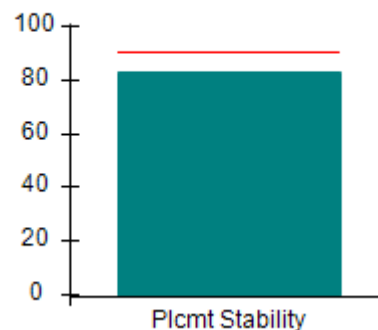
**OPM Monitoring Reviews (%)**



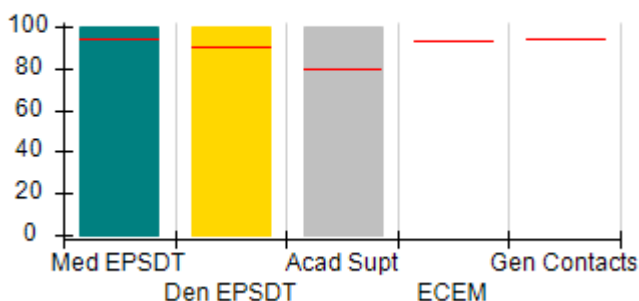
**Safety Outcomes (%)**



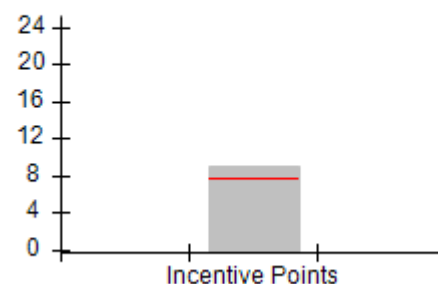
**Permanency Outcomes (%)**



**Well-Being Outcomes (%)**



**Incentives Earned (Points)**







DHS, DFCS, Office of Provider Management  
**Performance-Based Placement Measures**  
**RBWO Provider GA+SCORECARD - CCI**  
 Report Quarter: Q3 FY2018



**Provider/Program Name: House of Dawn - Second Chance Home (918) - CCI**

298 South Main Street , Jonesboro, GA 30236  Phone: 770 477-2385  Vendor ID# 35422	Quarterly Scores (Grades)		Current Quarter Score (Grade)
	Q1: 88.73 (B+)	Q2: 100.61 (A+)	<b>101.05%</b> <b>(A+)</b>
	Q3: 101.05 (A+)	Q4: N/A	

Program Census Information:	# Children in Care During Quarter: 6	# Placements During Quarter: 6	# Children in Care On Last Day: 3
-----------------------------	--------------------------------------	--------------------------------	-----------------------------------

	Avg Performance All CCIs (%)	Provider Performance (%)*	Possible Points (Weight)	Provider Points Earned
--	------------------------------	---------------------------	--------------------------	------------------------

**OPM Monitoring Reviews**

Annual Comprehensive Reviews	87%	89%	25	22.15
Safety Reviews	94%	92%	15	13.73
<b>Monitoring Sub-Total</b>			<b>40</b>	<b>35.88</b>

**CCI Safety Outcomes**

Incidence of Maltreatment	0.05%	No Substantiated Reports	10	10.00
Staff Training/Foundations	95%	75%	5	3.75
Staff Safety Checks	95%	100%	5	5.00
<b>Safety Sub-Total</b>			<b>20</b>	<b>18.75</b>

**CCI Permanency Outcomes**

Placement Stability	90%	83%	15	12.45
<b>Permanency Sub-Total</b>			<b>15</b>	<b>12.45</b>

**CCI Well-Being Outcomes**

EPSDT Medical Visits	94%	100%	9.1	9.08
EPSDT Dental Visits	90%	100%	9.1	9.08
Academic Supports	79%	100%	6.8	6.81
Provider ECEM Visits	93%	Not Eligible	N/A	
Provider General Contacts	93%	Not Eligible	N/A	
Placements with Siblings	38%	Not Eligible	Not Scored	Not Scored
Placements within Legal County	16%	0%	Not Scored	Not Scored
<b>Well-Being Sub-Total</b>			<b>25</b>	<b>24.97</b>

\*Performance calculation descriptions can be found in the FY 2018 RBWO PBP Measurements and Standards Guide.

<b>Monitoring &amp; Outcomes: Possible Points = 100</b>		<b>Points Earned = 92.05</b>	
<b>Score Before Incentives Credit</b>			<b>92.05%</b>
<b>Incentives Awarded</b>			<b>9.00 pts</b>
<b>PBP Verification</b>			<b>N/A pts</b>
<b>Total Score</b>			<b>101.05%</b>



DHS, DFCS, Office of Provider Management  
**Performance-Based Placement Measures**  
**RBWO Provider GA+SCORECARD - CCI**  
Report Quarter: Q3 FY2018



**Provider/Program Name: House of Dawn - Second Chance Home (918) - CCI**

Program Census Information:		# Children in Care During Quarter: 6	# Placements During Quarter: 6	# Children in Care On Last Day: 3
CCI Incentive Credits	Avg Performance All CCIs (Points)	Provider Performance (%)*	Possible Points (Weight)	Provider Points Earned
Early EPSDT Medical Visits		100%	2	2.00
Early EPSDT Dental Visits		100%	2	2.00
Permanency Contacts		None Planned	5	
Additional Academic Supports		50%	2	1.00
Active Agency Accreditation		0%	4	0.00
Staff Clinical Licensure		0%	5	0.00
Behavior Management (threshold = 0)		100%	4	4.00
<b>Incentives Total</b>	<b>7.65</b>		<b>24</b>	<b>9.00</b>
Maximum total combined incentive credit allowed is 10 points.			<b>Incentives Awarded</b>	<b>9.00</b>

\*Performance calculation descriptions can be found in the FY 2018 RBWO PBP Measurements and Standards Guide.

**Child Protective Services Investigations and Dispositions**

The following investigations data, which is not used for scoring but is considered significant to a provider's performance, is from Georgia SHINES and is not considered final or complete until the end of the fiscal year.

Total Reports:	0	
Number Screened In:	0	
Number Screened Out:	0	
Number Substantiated:	0	
Number Unsubstantiated:	0	
Number Active CPS Investigations:	0	



DHS, DFCS, Office of Provider Management  
**Performance-Based Placement Measures**  
**RBWO Provider GA+SCORECARD - CCI**  
Report Quarter: Q3 FY2018



**Provider/Program Name: House of Inspiration - (706) - CCI**

8958 Saddlewood Dr., Jonesboro, GA 30238

Phone: 678-479-7040

Vendor ID# 35423

Quarterly Scores (Grades)

Q1: 92.15 (A-)

Q2: 96.15 (A)

Q3: 96.15 (A)

Q4: N/A

Current Quarter Score  
(Grade)

96.15%

(A)

Program Census Information:

# Children in Care During  
Quarter: 0

# Placements During  
Quarter: 0

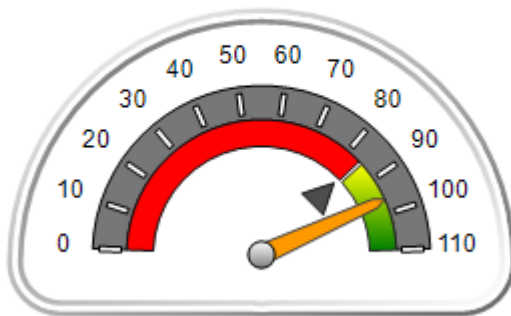
# Children in Care On Last  
Day: 0

**Quarterly Provider Comparisons to All CCIs**

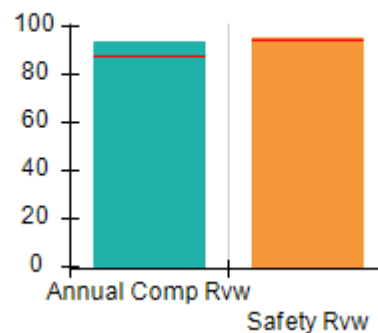


indicates average for all CCIs

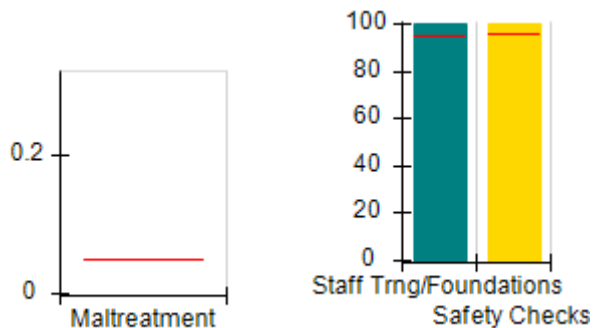
Overall Score (%)



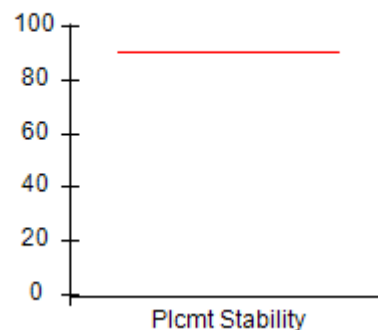
OPM Monitoring Reviews (%)



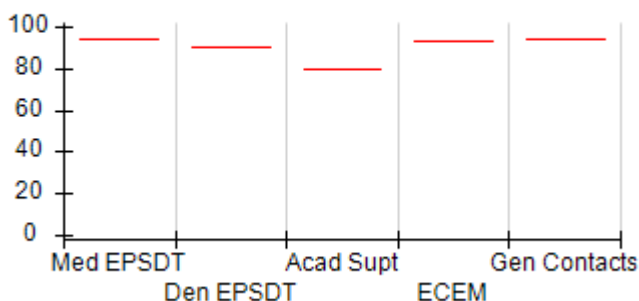
Safety Outcomes (%)




Permanency Outcomes (%)



Well-Being Outcomes (%)



Incentives Earned (Points)





DHS, DFCS, Office of Provider Management  
**Performance-Based Placement Measures**  
**RBWO Provider GA+SCORECARD - CCI**  
 Report Quarter: Q3 FY2018



<b>Provider/Program Name: House of Inspiration - (706) - CCI</b>				
<b>8958 Saddlewood Dr., Jonesboro, GA 30238</b>  <b>Phone: 678-479-7040</b>  <b>Vendor ID# 35423</b>		<b>Quarterly Scores (Grades)</b>		<b>Current Quarter Score (Grade)</b>
		<b>Q1: 92.15 (A-)</b>	<b>Q2: 96.15 (A)</b>	<b>96.15% (A)</b>
		<b>Q3: 96.15 (A)</b>	<b>Q4: N/A</b>	
Program Census Information:		# Children in Care During Quarter: 0	# Placements During Quarter: 0	# Children in Care On Last Day: 0
	<b>Avg Performance All CCIs (%)</b>	<b>Provider Performance (%)*</b>	<b>Possible Points (Weight)</b>	<b>Provider Points Earned</b>
<b>OPM Monitoring Reviews</b>				
Annual Comprehensive Reviews	87%	94%	25	23.47
Safety Reviews	94%	95%	15	14.22
<b>Monitoring Sub-Total</b>			<b>40</b>	<b>37.69</b>
<b>CCI Safety Outcomes</b>				
Incidence of Maltreatment	0.05%	Not Eligible		
Staff Training/Foundations	95%	100%	10	10.00
Staff Safety Checks	95%	100%	10	10.00
<b>Safety Sub-Total</b>			<b>20</b>	<b>20.00</b>
<b>CCI Permanency Outcomes</b>				
Placement Stability	90%	Not Eligible		
<b>Permanency Sub-Total</b>			<b>N/A</b>	
<b>CCI Well-Being Outcomes</b>				
EPSDT Medical Visits	94%	Not Eligible		
EPSDT Dental Visits	90%	Not Eligible		
Academic Supports	79%	Not Eligible		
Provider ECEM Visits	93%	Not Eligible	N/A	
Provider General Contacts	93%	Not Eligible	N/A	
Placements with Siblings	38%	Not Eligible	Not Scored	Not Scored
Placements within Legal County	16%	Not Eligible	Not Scored	Not Scored
<b>Well-Being Sub-Total</b>			<b>N/A</b>	
*Performance calculation descriptions can be found in the FY 2018 RBWO PBP Measurements and Standards Guide.				

<b>Monitoring &amp; Outcomes: Possible Points = 60</b>	<b>Points Earned = 57.69</b>
<b>Score Before Incentives Credit</b>	<b>96.15%</b>
<b>Incentives Awarded</b>	<b>0.00 pts</b>
<b>PBP Verification</b>	<b>N/A pts</b>
<b>Total Score</b>	<b>96.15%</b>



DHS, DFCS, Office of Provider Management  
**Performance-Based Placement Measures**  
**RBWO Provider GA+SCORECARD - CCI**  
Report Quarter: Q3 FY2018



**Provider/Program Name: House of Inspiration - (706) - CCI**

Program Census Information:		# Children in Care During Quarter: 0	# Placements During Quarter: 0	# Children in Care On Last Day: 0
CCI Incentive Credits	Avg Performance All CCIs (Points)	Provider Performance (%)*	Possible Points (Weight)	Provider Points Earned
Early EPSDT Medical Visits		Not Eligible	2	
Early EPSDT Dental Visits		Not Eligible	2	
Permanency Contacts		None Planned	5	
Additional Academic Supports		Not Eligible	2	
Active Agency Accreditation		0%	4	0.00
Staff Clinical Licensure		0%	5	0.00
Behavior Management (threshold = 0)		0%	4	
<b>Incentives Total</b>	<b>7.65</b>		<b>24</b>	<b>0.00</b>
Maximum total combined incentive credit allowed is 10 points.			<b>Incentives Awarded</b>	<b>0.00</b>

\*Performance calculation descriptions can be found in the FY 2018 RBWO PBP Measurements and Standards Guide.

**Child Protective Services Investigations and Dispositions**

The following investigations data, which is not used for scoring but is considered significant to a provider's performance, is from Georgia SHINES and is not considered final or complete until the end of the fiscal year.

Total Reports:	0	
Number Screened In:	0	
Number Screened Out:	0	
Number Substantiated:	0	
Number Unsubstantiated:	0	
Number Active CPS Investigations:	0	



DHS, DFCS, Office of Provider Management  
**Performance-Based Placement Measures**  
**RBWO Provider GA+SCORECARD - CCI**  
 Report Quarter: Q3 FY2018



**Provider/Program Name: Innovative Housing Residential Service Inc. - (5278) - CCI**

7462 Holly Ct., Riverdale, GA 30274

Phone: 770-364-6196

Vendor ID# 153023

Quarterly Scores (Grades)

Q1: (N/A)

Q2: (N/A)

Q3: 104.00 (A+)

Q4: N/A

Current Quarter Score (Grade)

104.00%

(A+)

Program Census Information:

# Children in Care During Quarter: 2

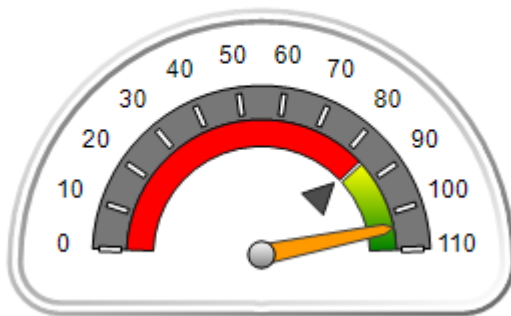
# Placements During Quarter: 2

# Children in Care On Last Day: 2

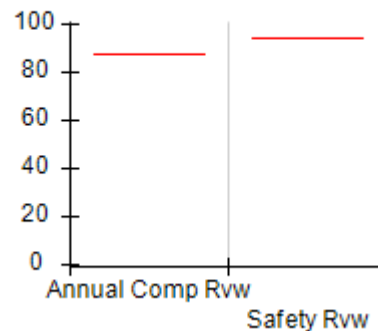
**Quarterly Provider Comparisons to All CCIs**

▼ indicates average for all CCIs

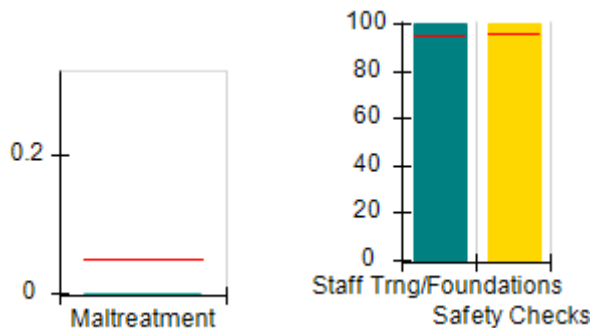
Overall Score (%)



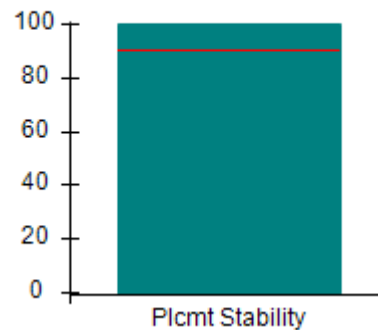
OPM Monitoring Reviews (%)



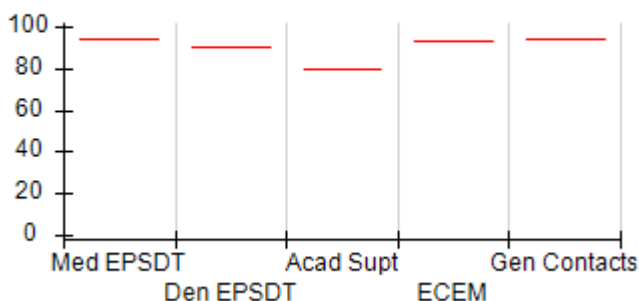
Safety Outcomes (%)



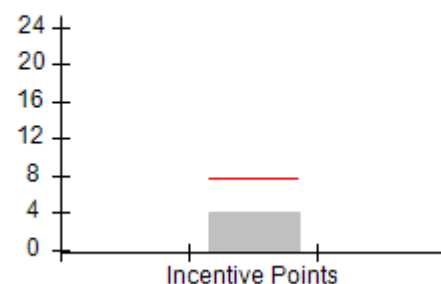
Permanency Outcomes (%)



Well-Being Outcomes (%)



Incentives Earned (Points)





DHS, DFCS, Office of Provider Management  
**Performance-Based Placement Measures**  
**RBWO Provider GA+SCORECARD - CCI**  
**Report Quarter: Q3 FY2018**



Provider/Program Name: Innovative Housing Residential Service Inc. - (5278) - CCI				
7462 Holly Ct., Riverdale, GA 30274 Phone: 770-364-6196 Vendor ID# 153023		Quarterly Scores (Grades)		Current Quarter Score (Grade)
		Q1: (N/A)	Q2: (N/A)	<b>104.00%</b> <b>(A+)</b>
		Q3: 104.00 (A+)	Q4: N/A	
Program Census Information:		# Children in Care During Quarter: 2	# Placements During Quarter: 2	# Children in Care On Last Day: 2
	Avg Performance All CCIs (%)	Provider Performance (%)*	Possible Points (Weight)	Provider Points Earned
<b>OPM Monitoring Reviews</b>				
Annual Comprehensive Reviews	87%	Not Yet Conducted		
Safety Reviews	94%	Not Yet Conducted		
<b>Monitoring Sub-Total</b>				<b>0.00</b>
<b>CCI Safety Outcomes</b>				
Incidence of Maltreatment	0.05%	No Substantiated Reports	10	10.00
Staff Training/Foundations	95%	100%	5	5.00
Staff Safety Checks	95%	100%	5	5.00
<b>Safety Sub-Total</b>			<b>20</b>	<b>20.00</b>
<b>CCI Permanency Outcomes</b>				
Placement Stability	90%	100%	15	15.00
<b>Permanency Sub-Total</b>			<b>15</b>	<b>15.00</b>
<b>CCI Well-Being Outcomes</b>				
EPSDT Medical Visits	94%	Not Eligible		
EPSDT Dental Visits	90%	Not Eligible		
Academic Supports	79%	Not Eligible		
Provider ECEM Visits	93%	Not Eligible	N/A	
Provider General Contacts	93%	Not Eligible	N/A	
Placements with Siblings	38%	Not Eligible	Not Scored	Not Scored
Placements within Legal County	16%	0%	Not Scored	Not Scored
<b>Well-Being Sub-Total</b>			<b>N/A</b>	
*Performance calculation descriptions can be found in the FY 2018 RBWO PBP Measurements and Standards Guide.				

<b>Monitoring &amp; Outcomes: Possible Points = 35</b>	<b>Points Earned = 35.00</b>
<b>Score Before Incentives Credit</b>	<b>100.00%</b>
<b>Incentives Awarded</b>	<b>4.00 pts</b>
<b>PBP Verification</b>	<b>N/A pts</b>
<b>Total Score</b>	<b>104.00%</b>



DHS, DFCS, Office of Provider Management  
**Performance-Based Placement Measures**  
**RBWO Provider GA+SCORECARD - CCI**  
Report Quarter: Q3 FY2018



**Provider/Program Name: Innovative Housing Residential Service Inc. - (5278) - CCI**

Program Census Information:		# Children in Care During Quarter: 2	# Placements During Quarter: 2	# Children in Care On Last Day: 2
CCI Incentive Credits	Avg Performance All CCIs (Points)	Provider Performance (%)*	Possible Points (Weight)	Provider Points Earned
Early EPSDT Medical Visits		Not Eligible	2	
Early EPSDT Dental Visits		Not Eligible	2	
Permanency Contacts		None Planned	5	
Additional Academic Supports		Not Eligible	2	
Active Agency Accreditation		0%	4	0.00
Staff Clinical Licensure		0%	5	0.00
Behavior Management (threshold = 0)		100%	4	4.00
<b>Incentives Total</b>	<b>7.65</b>		<b>24</b>	<b>4.00</b>
Maximum total combined incentive credit allowed is 10 points.			<b>Incentives Awarded</b>	<b>4.00</b>

\*Performance calculation descriptions can be found in the FY 2018 RBWO PBP Measurements and Standards Guide.

**Child Protective Services Investigations and Dispositions**

The following investigations data, which is not used for scoring but is considered significant to a provider's performance, is from Georgia SHINES and is not considered final or complete until the end of the fiscal year.

Total Reports:	0	
Number Screened In:	0	
Number Screened Out:	0	
Number Substantiated:	0	
Number Unsubstantiated:	0	
Number Active CPS Investigations:	0	





DHS, DFCS, Office of Provider Management

## Performance-Based Placement Measures

### RBWO Provider GA+SCORECARD - CCI

Report Quarter: Q3 FY2018



**Provider/Program Name: Innovative Living for Life, LLC - (5320) - CCI**

5020 Hickory Dr., Winterville, GA 30608

Phone: 762-233-8920

Vendor ID# 152720

Quarterly Scores (Grades)

Q1: 00.00 (F)

Q2: 80.94 (B-)

Q3: 98.74 (A+)

Q4: N/A

Current Quarter Score (Grade)

98.74%

(A+)

Program Census Information:

# Children in Care During Quarter: 6

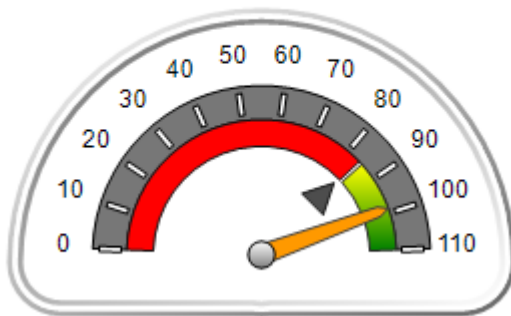
# Placements During Quarter: 6

# Children in Care On Last Day: 5

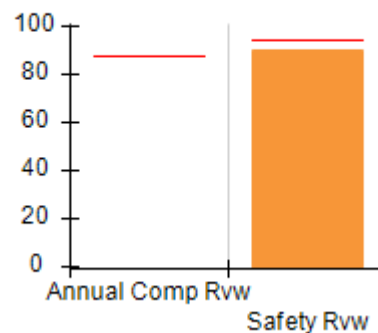
### Quarterly Provider Comparisons to All CCIs

▼ indicates average for all CCIs

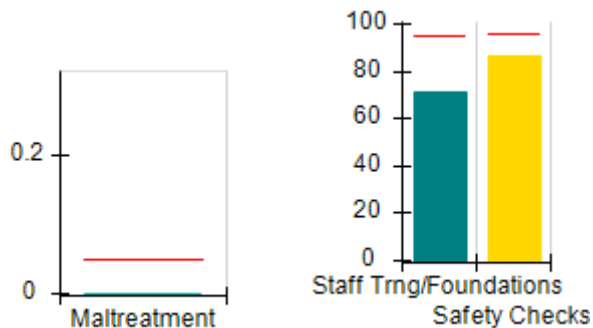
Overall Score (%)



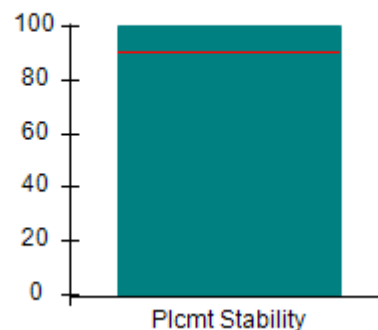
OPM Monitoring Reviews (%)



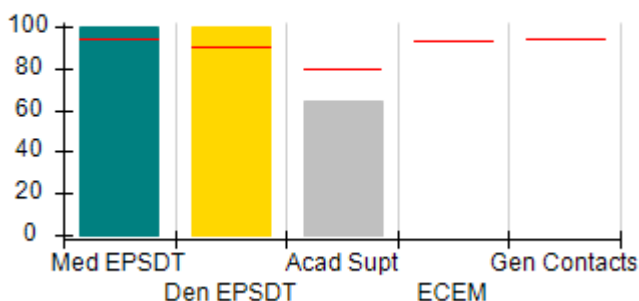
Safety Outcomes (%)



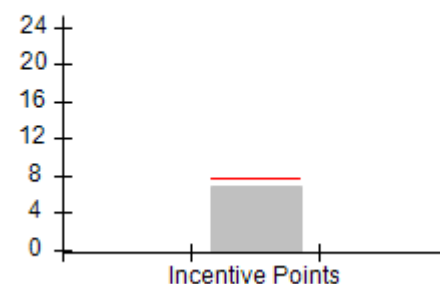
Permanency Outcomes (%)



Well-Being Outcomes (%)



Incentives Earned (Points)





DHS, DFCS, Office of Provider Management  
**Performance-Based Placement Measures**  
**RBWO Provider GA+SCORECARD - CCI**  
 Report Quarter: Q3 FY2018



**Provider/Program Name: Innovative Living for Life, LLC - (5320) - CCI**

<b>5020 Hickory Dr., Winterville, GA 30608</b>  <b>Phone: 762-233-8920</b>  <b>Vendor ID# 152720</b>	<b>Quarterly Scores (Grades)</b>		<b>Current Quarter Score (Grade)</b>
	<b>Q1: 00.00 (F)</b>	<b>Q2: 80.94 (B-)</b>	<b>98.74%</b>
	<b>Q3: 98.74 (A+)</b>	<b>Q4: N/A</b>	<b>(A+)</b>

Program Census Information:	# Children in Care During Quarter: 6	# Placements During Quarter: 6	# Children in Care On Last Day: 5
-----------------------------	--------------------------------------	--------------------------------	-----------------------------------

	<b>Avg Performance All CCIs (%)</b>	<b>Provider Performance (%)*</b>	<b>Possible Points (Weight)</b>	<b>Provider Points Earned</b>
--	-------------------------------------	----------------------------------	---------------------------------	-------------------------------

**OPM Monitoring Reviews**

Annual Comprehensive Reviews	87%	Not Yet Conducted		
Safety Reviews	94%	90%	15	13.50
<b>Monitoring Sub-Total</b>			<b>15</b>	<b>13.50</b>

**CCI Safety Outcomes**

Incidence of Maltreatment	0.05%	No Substantiated Reports	10	10.00
Staff Training/Foundations	95%	71%	5	3.55
Staff Safety Checks	95%	86%	5	4.30
<b>Safety Sub-Total</b>			<b>20</b>	<b>17.85</b>

**CCI Permanency Outcomes**

Placement Stability	90%	100%	15	15.00
<b>Permanency Sub-Total</b>			<b>15</b>	<b>15.00</b>

**CCI Well-Being Outcomes**

EPSDT Medical Visits	94%	100%	9.1	9.08
EPSDT Dental Visits	90%	100%	9.1	9.08
Academic Supports	79%	64%	6.8	4.36
Provider ECEM Visits	93%	Not Eligible	N/A	
Provider General Contacts	93%	Not Eligible	N/A	
Placements with Siblings	38%	0%	Not Scored	Not Scored
Placements within Legal County	16%	50%	Not Scored	Not Scored
<b>Well-Being Sub-Total</b>			<b>25</b>	<b>22.52</b>

\*Performance calculation descriptions can be found in the FY 2018 RBWO PBP Measurements and Standards Guide.

<b>Monitoring &amp; Outcomes: Possible Points = 75</b>	<b>Points Earned = 68.87</b>
<b>Score Before Incentives Credit</b>	<b>91.82%</b>
<b>Incentives Awarded</b>	<b>6.92 pts</b>
<b>PBP Verification</b>	<b>N/A pts</b>
<b>Total Score</b>	<b>98.74%</b>



DHS, DFCS, Office of Provider Management  
**Performance-Based Placement Measures**  
**RBWO Provider GA+SCORECARD - CCI**  
Report Quarter: Q3 FY2018



**Provider/Program Name: Innovative Living for Life, LLC - (5320) - CCI**

Program Census Information:		# Children in Care During Quarter: 6	# Placements During Quarter: 6	# Children in Care On Last Day: 5
CCI Incentive Credits	Avg Performance All CCIs (Points)	Provider Performance (%)*	Possible Points (Weight)	Provider Points Earned
Early EPSDT Medical Visits		100%	2	2.00
Early EPSDT Dental Visits		0%	2	0.00
Permanency Contacts		0%	5	0.00
Additional Academic Supports		46%	2	0.92
Active Agency Accreditation		0%	4	0.00
Staff Clinical Licensure		0%	5	0.00
Behavior Management (threshold = 0)		100%	4	4.00
<b>Incentives Total</b>	<b>7.65</b>		<b>24</b>	<b>6.92</b>
Maximum total combined incentive credit allowed is 10 points.			<b>Incentives Awarded</b>	<b>6.92</b>

\*Performance calculation descriptions can be found in the FY 2018 RBWO PBP Measurements and Standards Guide.

**Child Protective Services Investigations and Dispositions**

The following investigations data, which is not used for scoring but is considered significant to a provider's performance, is from Georgia SHINES and is not considered final or complete until the end of the fiscal year.

Total Reports:	0	
Number Screened In:	0	
Number Screened Out:	0	
Number Substantiated:	0	
Number Unsubstantiated:	0	
Number Active CPS Investigations:	0	



DHS, DFCS, Office of Provider Management  
**Performance-Based Placement Measures**  
**RBWO Provider GA+SCORECARD - CCI**  
Report Quarter: Q3 FY2018



**Provider/Program Name: Jesse's House - (614) - CCI**

129 Samaritan Dr., Cumming, GA 30040

Phone: 678-947-6217

Vendor ID# 35432

**Quarterly Scores (Grades)**

Q1: 102.05 (A+)

Q2: 108.06 (A+)

Q3: 107.85 (A+)

Q4: N/A

**Current Quarter Score (Grade)**

**107.85%**

**(A+)**

Program Census Information:

# Children in Care During  
Quarter: 16

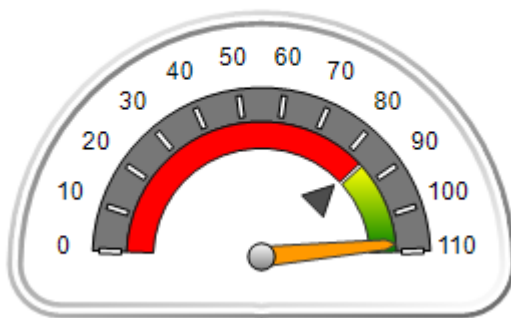
# Placements During  
Quarter: 16

# Children in Care On Last  
Day: 9

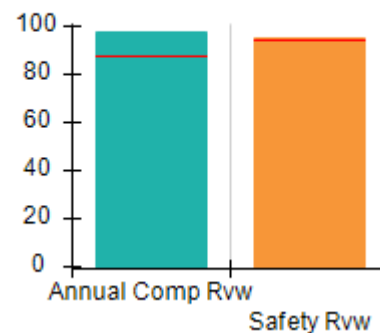
**Quarterly Provider Comparisons to All CCIs**

▼ indicates average for all CCIs

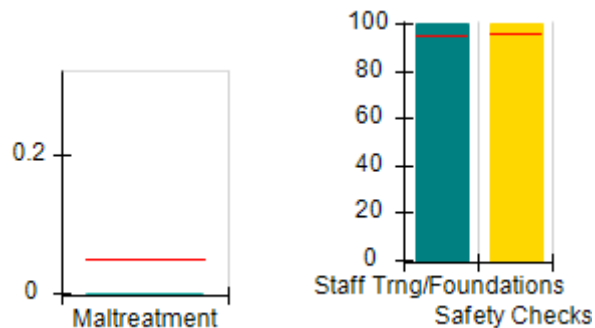
**Overall Score (%)**



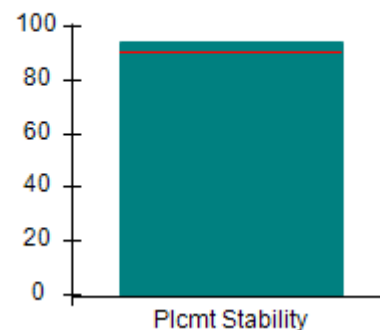
**OPM Monitoring Reviews (%)**



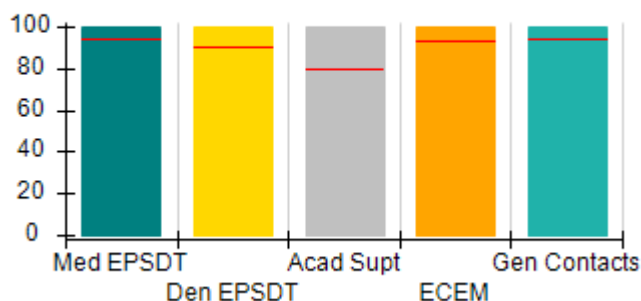
**Safety Outcomes (%)**



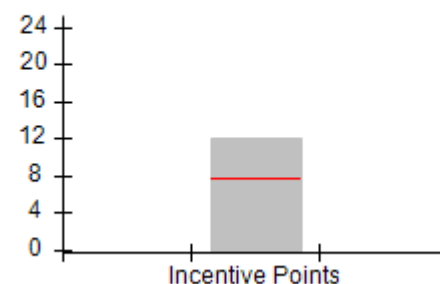
**Permanency Outcomes (%)**



**Well-Being Outcomes (%)**



**Incentives Earned (Points)**





DHS, DFCS, Office of Provider Management  
**Performance-Based Placement Measures**  
**RBWO Provider GA+SCORECARD - CCI**  
 Report Quarter: Q3 FY2018



**Provider/Program Name: Jesse's House - (614) - CCI**

<b>129 Samaritan Dr., Cumming, GA 30040</b>  <b>Phone: 678-947-6217</b>  <b>Vendor ID# 35432</b>	<b>Quarterly Scores (Grades)</b>		<b>Current Quarter Score (Grade)</b>
	<b>Q1: 102.05 (A+)</b>	<b>Q2: 108.06 (A+)</b>	<b>107.85%</b>
	<b>Q3: 107.85 (A+)</b>	<b>Q4: N/A</b>	<b>(A+)</b>

Program Census Information:	# Children in Care During Quarter: 16	# Placements During Quarter: 16	# Children in Care On Last Day: 9
-----------------------------	---------------------------------------	---------------------------------	-----------------------------------

	<b>Avg Performance All CCIs (%)</b>	<b>Provider Performance (%)*</b>	<b>Possible Points (Weight)</b>	<b>Provider Points Earned</b>
--	-------------------------------------	----------------------------------	---------------------------------	-------------------------------

**OPM Monitoring Reviews**

Annual Comprehensive Reviews	87%	98%	25	24.42
Safety Reviews	94%	96%	15	14.34
<b>Monitoring Sub-Total</b>			<b>40</b>	<b>38.75</b>

**CCI Safety Outcomes**

Incidence of Maltreatment	0.05%	No Substantiated Reports	10	10.00
Staff Training/Foundations	95%	100%	5	5.00
Staff Safety Checks	95%	100%	5	5.00
<b>Safety Sub-Total</b>			<b>20</b>	<b>20.00</b>

**CCI Permanency Outcomes**

Placement Stability	90%	94%	15	14.10
<b>Permanency Sub-Total</b>			<b>15</b>	<b>14.10</b>

**CCI Well-Being Outcomes**

EPSDT Medical Visits	94%	100%	4	4.00
EPSDT Dental Visits	90%	100%	4	4.00
Academic Supports	79%	100%	3	3.00
Provider ECEM Visits	93%	100%	7	7.00
Provider General Contacts	93%	100%	7	7.00
Placements with Siblings	38%	0%	Not Scored	Not Scored
Placements within Legal County	16%	36%	Not Scored	Not Scored
<b>Well-Being Sub-Total</b>			<b>25</b>	<b>25.00</b>

\*Performance calculation descriptions can be found in the FY 2018 RBWO PBP Measurements and Standards Guide.

<b>Monitoring &amp; Outcomes: Possible Points = 100</b>	<b>Points Earned = 97.85</b>
<b>Score Before Incentives Credit</b>	<b>97.85%</b>
<b>Incentives Awarded</b>	<b>10.00 pts</b>
<b>PBP Verification</b>	<b>N/A pts</b>
<b>Total Score</b>	<b>107.85%</b>



DHS, DFCS, Office of Provider Management  
**Performance-Based Placement Measures**  
**RBWO Provider GA+SCORECARD - CCI**  
Report Quarter: Q3 FY2018



**Provider/Program Name: Jesse's House - (614) - CCI**

Program Census Information:		# Children in Care During Quarter: 16	# Placements During Quarter: 16	# Children in Care On Last Day: 9
CCI Incentive Credits	Avg Performance All CCIs (Points)	Provider Performance (%)*	Possible Points (Weight)	Provider Points Earned
Early EPSDT Medical Visits		100%	2	2.00
Early EPSDT Dental Visits		100%	2	2.00
Permanency Contacts		71%	5	3.55
Additional Academic Supports		25%	2	0.50
Active Agency Accreditation		0%	4	0.00
Staff Clinical Licensure		0%	5	0.00
Behavior Management (threshold = 0)		100%	4	4.00
<b>Incentives Total</b>	<b>7.65</b>		<b>24</b>	<b>12.05</b>
Maximum total combined incentive credit allowed is 10 points.			<b>Incentives Awarded</b>	<b>10.00</b>

\*Performance calculation descriptions can be found in the FY 2018 RBWO PBP Measurements and Standards Guide.

**Child Protective Services Investigations and Dispositions**

The following investigations data, which is not used for scoring but is considered significant to a provider's performance, is from Georgia SHINES and is not considered final or complete until the end of the fiscal year.

Total Reports:	0	
Number Screened In:	0	
Number Screened Out:	0	
Number Substantiated:	0	
Number Unsubstantiated:	0	
Number Active CPS Investigations:	0	



DHS, DFCS, Office of Provider Management

## Performance-Based Placement Measures

### RBWO Provider GA+SCORECARD - CCI



Report Quarter: Q3 FY2018

**Provider/Program Name: Kenneth B. Walker Residential Home - KBW 1: Amos (5223) - CCI**

2305 Amos Street, Columbus, GA 31907

Phone: 706-940-0478

Vendor ID# 86536

Quarterly Scores (Grades)

Current Quarter Score (Grade)

Q1: 87.46 (B+)

Q2: 91.36 (A-)

98.08%

Q3: 98.08 (A+)

Q4: N/A

(A+)

Program Census Information:

# Children in Care During Quarter: 11

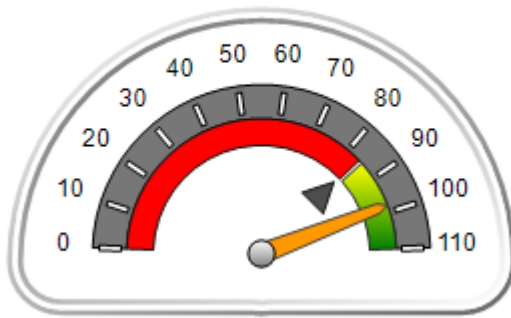
# Placements During Quarter: 11

# Children in Care On Last Day: 10

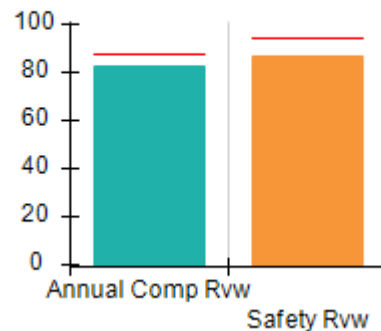
### Quarterly Provider Comparisons to All CCIs

▼ indicates average for all CCIs

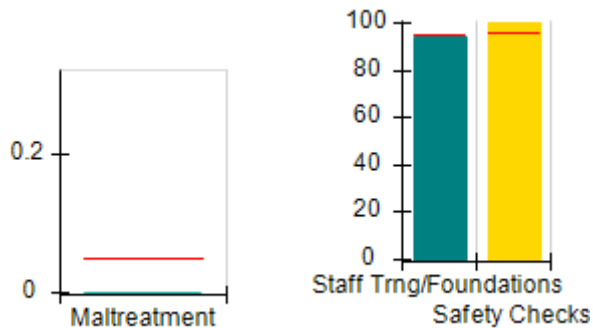
Overall Score (%)



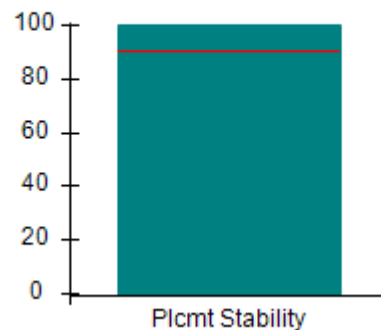
OPM Monitoring Reviews (%)



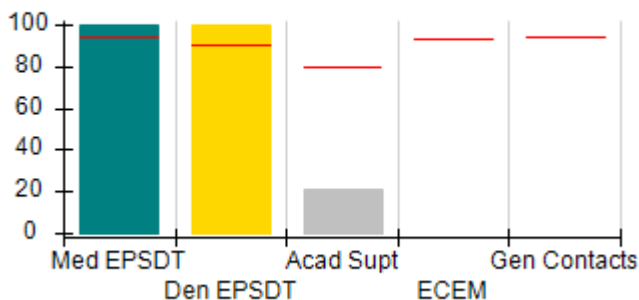
Safety Outcomes (%)



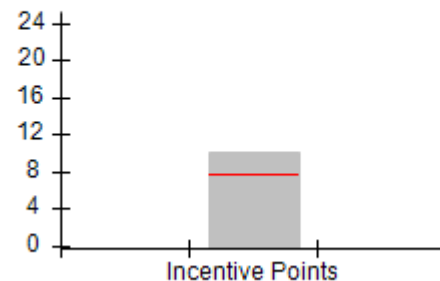
Permanency Outcomes (%)



Well-Being Outcomes (%)



Incentives Earned (Points)





DHS, DFCS, Office of Provider Management  
**Performance-Based Placement Measures**  
**RBWO Provider GA+SCORECARD - CCI**



Report Quarter: Q3 FY2018

**Provider/Program Name: Kenneth B. Walker Residential Home - KBW 1: Amos (5223) - CCI**

<b>2305 Amos Street, Columbus, GA 31907</b>  <b>Phone: 706-940-0478</b>  <b>Vendor ID# 86536</b>	<b>Quarterly Scores (Grades)</b>		<b>Current Quarter Score (Grade)</b>
	<b>Q1: 87.46 (B+)</b>	<b>Q2: 91.36 (A-)</b>	<b>98.08%</b> <b>(A+)</b>
	<b>Q3: 98.08 (A+)</b>	<b>Q4: N/A</b>	

Program Census Information:	# Children in Care During Quarter: 11	# Placements During Quarter: 11	# Children in Care On Last Day: 10
-----------------------------	---------------------------------------	---------------------------------	------------------------------------

	<b>Avg Performance All CCIs (%)</b>	<b>Provider Performance (%)*</b>	<b>Possible Points (Weight)</b>	<b>Provider Points Earned</b>
--	-------------------------------------	----------------------------------	---------------------------------	-------------------------------

**OPM Monitoring Reviews**

Annual Comprehensive Reviews	87%	83%	25	20.74
Safety Reviews	94%	87%	15	13.05
<b>Monitoring Sub-Total</b>			<b>40</b>	<b>33.79</b>

**CCI Safety Outcomes**

Incidence of Maltreatment	0.05%	No Substantiated Reports	10	10.00
Staff Training/Foundations	95%	94%	5	4.70
Staff Safety Checks	95%	100%	5	5.00
<b>Safety Sub-Total</b>			<b>20</b>	<b>19.70</b>

**CCI Permanency Outcomes**

Placement Stability	90%	100%	15	15.00
<b>Permanency Sub-Total</b>			<b>15</b>	<b>15.00</b>

**CCI Well-Being Outcomes**

EPSDT Medical Visits	94%	100%	9.1	9.08
EPSDT Dental Visits	90%	100%	9.1	9.08
Academic Supports	79%	21%	6.8	1.43
Provider ECEM Visits	93%	Not Eligible	N/A	
Provider General Contacts	93%	Not Eligible	N/A	
Placements with Siblings	38%	43%	Not Scored	Not Scored
Placements within Legal County	16%	0%	Not Scored	Not Scored
<b>Well-Being Sub-Total</b>			<b>25</b>	<b>19.59</b>

\*Performance calculation descriptions can be found in the FY 2018 RBWO PBP Measurements and Standards Guide.

<b>Monitoring &amp; Outcomes: Possible Points = 100</b>	<b>Points Earned = 88.08</b>
<b>Score Before Incentives Credit</b>	<b>88.08%</b>
<b>Incentives Awarded</b>	<b>10.00 pts</b>
<b>PBP Verification</b>	<b>N/A pts</b>
<b>Total Score</b>	<b>98.08%</b>





DHS, DFCS, Office of Provider Management  
**Performance-Based Placement Measures**  
**RBWO Provider GA+SCORECARD - CCI**



Report Quarter: Q3 FY2018

**Provider/Program Name: Kenneth B. Walker Residential Home - KBW 1: Amos (5223) - CCI**

Program Census Information:		# Children in Care During Quarter: 11	# Placements During Quarter: 11	# Children in Care On Last Day: 10
CCI Incentive Credits	Avg Performance All CCIs (Points)	Provider Performance (%)*	Possible Points (Weight)	Provider Points Earned
Early EPSDT Medical Visits		100%	2	2.00
Early EPSDT Dental Visits		100%	2	2.00
Permanency Contacts		0%	5	0.00
Additional Academic Supports		0%	2	0.00
Active Agency Accreditation		50%	4	2.00
Staff Clinical Licensure		0%	5	0.00
Behavior Management (threshold = 0)		100%	4	4.00
<b>Incentives Total</b>	<b>7.65</b>		<b>24</b>	<b>10.00</b>
Maximum total combined incentive credit allowed is 10 points.			<b>Incentives Awarded</b>	<b>10.00</b>

\*Performance calculation descriptions can be found in the FY 2018 RBWO PBP Measurements and Standards Guide.

**Child Protective Services Investigations and Dispositions**

The following investigations data, which is not used for scoring but is considered significant to a provider's performance, is from Georgia SHINES and is not considered final or complete until the end of the fiscal year.

Total Reports:	0
Number Screened In:	0
Number Screened Out:	0
Number Substantiated:	0
Number Unsubstantiated:	0
Number Active CPS Investigations:	0



DHS, DFCS, Office of Provider Management  
**Performance-Based Placement Measures**  
**RBWO Provider GA+SCORECARD - CCI**



Report Quarter: Q3 FY2018

**Provider/Program Name: Kenneth B. Walker Residential Home - KBW 2: 11th Avenue (5224) - CCI**

3108 11th Avenue, Columbus, GA 31904

Phone: 706-940-0478

Vendor ID# 131998

Quarterly Scores (Grades)

Q1: 86.04 (B)

Q2: 95.64 (A)

Q3: 96.91 (A)

Q4: N/A

Current Quarter Score (Grade)

**96.91%**

**(A)**

Program Census Information:

# Children in Care During Quarter: 17

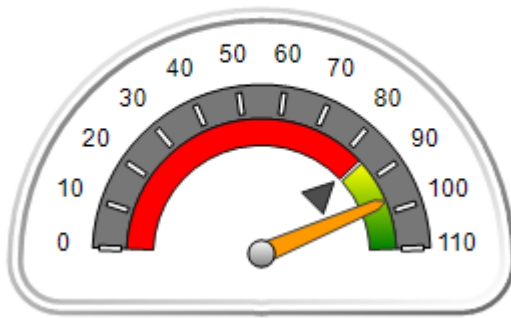
# Placements During Quarter: 17

# Children in Care On Last Day: 11

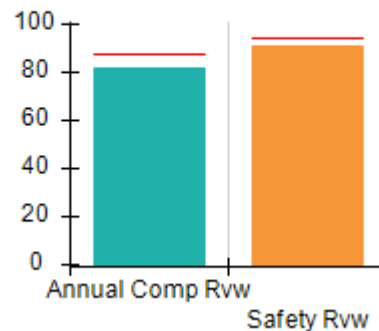
**Quarterly Provider Comparisons to All CCIs**

▼ indicates average for all CCIs

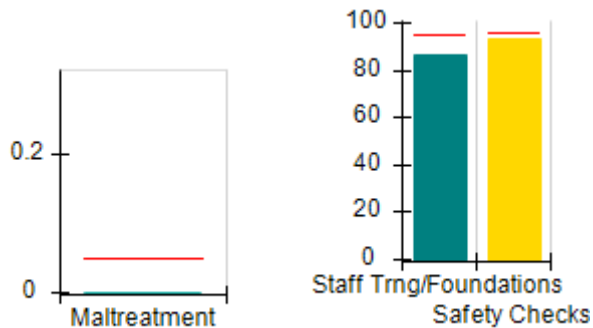
Overall Score (%)



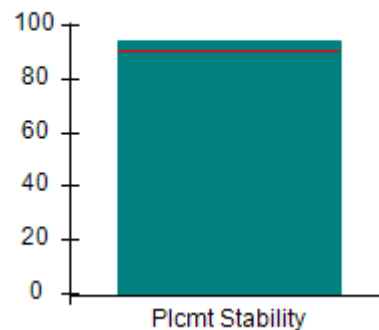
OPM Monitoring Reviews (%)



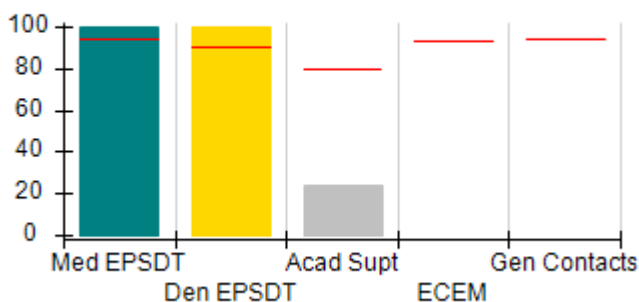
Safety Outcomes (%)



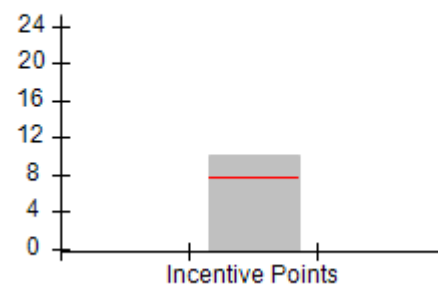
Permanency Outcomes (%)



Well-Being Outcomes (%)



Incentives Earned (Points)





# Performance-Based Placement Measures

## RBWO Provider GA+SCORECARD - CCI

Report Quarter: Q3 FY2018

Provider/Program Name: Kenneth B. Walker Residential Home - KBW 2: 11th Avenue (5224) - CCI				
3108 11th Avenue, Columbus, GA 31904		Quarterly Scores (Grades)		Current Quarter Score (Grade)
Phone: 706-940-0478		Q1: 86.04 (B)	Q2: 95.64 (A)	96.91%
Vendor ID# 131998		Q3: 96.91 (A)	Q4: N/A	(A)
Program Census Information:		# Children in Care During Quarter: 17	# Placements During Quarter: 17	# Children in Care On Last Day: 11
	Avg Performance All CCIs (%)	Provider Performance (%)*	Possible Points (Weight)	Provider Points Earned
<b>OPM Monitoring Reviews</b>				
Annual Comprehensive Reviews	87%	82%	25	20.47
Safety Reviews	94%	91%	15	13.59
<b>Monitoring Sub-Total</b>			<b>40</b>	<b>34.06</b>
<b>CCI Safety Outcomes</b>				
Incidence of Maltreatment	0.05%	No Substantiated Reports	10	10.00
Staff Training/Foundations	95%	86%	5	4.30
Staff Safety Checks	95%	93%	5	4.65
<b>Safety Sub-Total</b>			<b>20</b>	<b>18.95</b>
<b>CCI Permanency Outcomes</b>				
Placement Stability	90%	94%	15	14.10
<b>Permanency Sub-Total</b>			<b>15</b>	<b>14.10</b>
<b>CCI Well-Being Outcomes</b>				
EPSDT Medical Visits	94%	100%	9.1	9.08
EPSDT Dental Visits	90%	100%	9.1	9.08
Academic Supports	79%	24%	6.8	1.63
Provider ECEM Visits	93%	Not Eligible	N/A	
Provider General Contacts	93%	Not Eligible	N/A	
Placements with Siblings	38%	20%	Not Scored	Not Scored
Placements within Legal County	16%	0%	Not Scored	Not Scored
<b>Well-Being Sub-Total</b>			<b>25</b>	<b>19.79</b>

\*Performance calculation descriptions can be found in the FY 2018 RBWO PBP Measurements and Standards Guide.

Monitoring & Outcomes: Possible Points = 100		Points Earned = 86.91	
Score Before Incentives Credit			86.91%
Incentives Awarded			10.00 pts
PBP Verification			N/A pts
Total Score			96.91%



DHS, DFCS, Office of Provider Management  
**Performance-Based Placement Measures**  
**RBWO Provider GA+SCORECARD - CCI**  
Report Quarter: Q3 FY2018



**Provider/Program Name: Kenneth B. Walker Residential Home - KBW 2: 11th Avenue (5224) - CCI**

Program Census Information:		# Children in Care During Quarter: 17	# Placements During Quarter: 17	# Children in Care On Last Day: 11
CCI Incentive Credits	Avg Performance All CCIs (Points)	Provider Performance (%)*	Possible Points (Weight)	Provider Points Earned
Early EPSDT Medical Visits		100%	2	2.00
Early EPSDT Dental Visits		100%	2	2.00
Permanency Contacts		0%	5	0.00
Additional Academic Supports		0%	2	0.00
Active Agency Accreditation		50%	4	2.00
Staff Clinical Licensure		0%	5	0.00
Behavior Management (threshold = 0)		100%	4	4.00
<b>Incentives Total</b>	<b>7.65</b>		<b>24</b>	<b>10.00</b>
Maximum total combined incentive credit allowed is 10 points.			<b>Incentives Awarded</b>	<b>10.00</b>

\*Performance calculation descriptions can be found in the FY 2018 RBWO PBP Measurements and Standards Guide.

### Child Protective Services Investigations and Dispositions

The following investigations data, which is not used for scoring but is considered significant to a provider's performance, is from Georgia SHINES and is not considered final or complete until the end of the fiscal year.

Total Reports:	1
Number Screened In:	0
Number Screened Out:	1
Number Substantiated:	0
Number Unsubstantiated:	0
Number Active CPS Investigations:	0



DHS, DFCS, Office of Provider Management  
**Performance-Based Placement Measures**  
**RBWO Provider GA+SCORECARD - CCI**



Report Quarter: Q3 FY2018

**Provider/Program Name: Kenneth B. Walker Residential Home - KBW 4: Bunche (5222) - CCI**

5790 Bunche Street, Columbus, GA 31907

Phone: 706-940-0478

Vendor ID# 132000

Quarterly Scores (Grades)

Current Quarter Score (Grade)

Q1: 94.19 (A)

Q2: 86.75 (B)

102.82%

Q3: 102.82 (A+)

Q4: N/A

(A+)

Program Census Information:

# Children in Care During Quarter: 4

# Placements During Quarter: 5

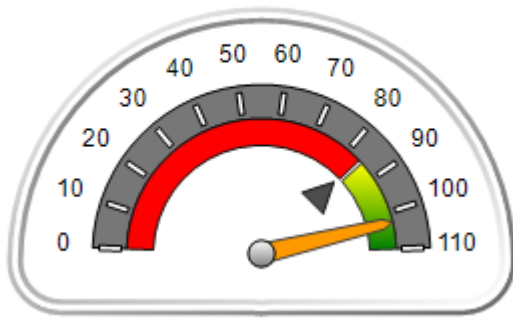
# Children in Care On Last Day: 4

**Quarterly Provider Comparisons to All CCIs**

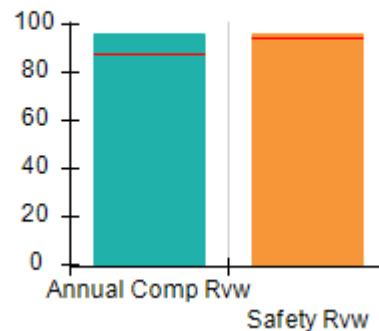


indicates average for all CCIs

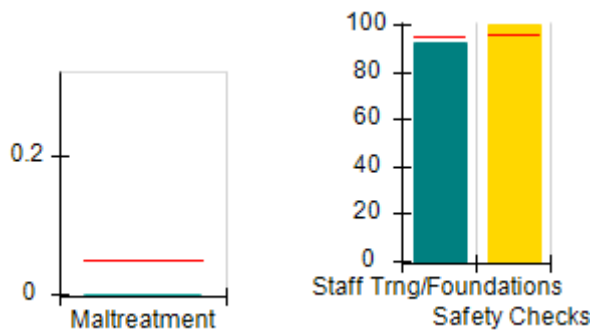
Overall Score (%)



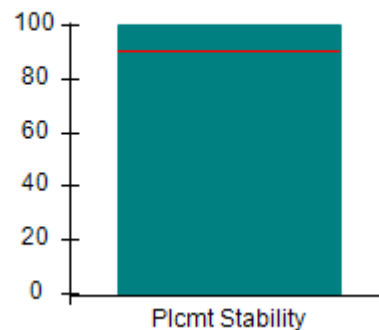
OPM Monitoring Reviews (%)



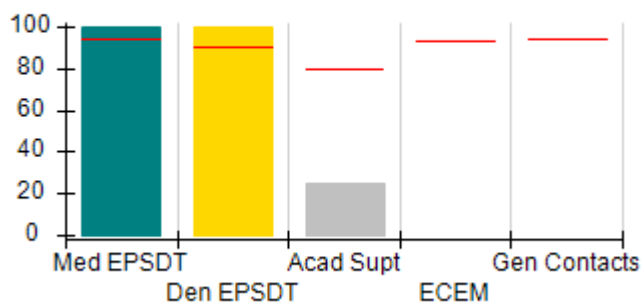
Safety Outcomes (%)



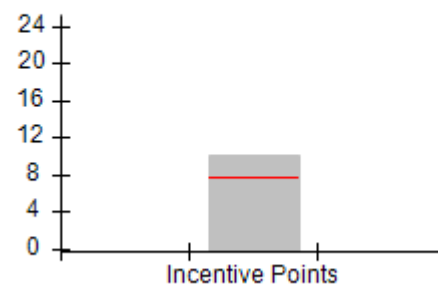
Permanency Outcomes (%)



Well-Being Outcomes (%)



Incentives Earned (Points)





**DHS, DFCS, Office of Provider Management**  
**Performance-Based Placement Measures**  
**RBWO Provider GA+SCORECARD - CCI**



**Report Quarter: Q3 FY2018**

**Provider/Program Name: Kenneth B. Walker Residential Home - KBW 4: Bunche (5222) - CCI**

<b>5790 Bunche Street, Columbus, GA 31907</b>  <b>Phone: 706-940-0478</b>  <b>Vendor ID# 132000</b>	<b>Quarterly Scores (Grades)</b>		<b>Current Quarter Score (Grade)</b>
	<b>Q1: 94.19 (A)</b>	<b>Q2: 86.75 (B)</b>	<b>102.82%</b>
	<b>Q3: 102.82 (A+)</b>	<b>Q4: N/A</b>	<b>(A+)</b>

Program Census Information:	# Children in Care During Quarter: 4	# Placements During Quarter: 5	# Children in Care On Last Day: 4
-----------------------------	--------------------------------------	--------------------------------	-----------------------------------

	<b>Avg Performance All CCIs (%)</b>	<b>Provider Performance (%)*</b>	<b>Possible Points (Weight)</b>	<b>Provider Points Earned</b>
--	-------------------------------------	----------------------------------	---------------------------------	-------------------------------

**OPM Monitoring Reviews**

Annual Comprehensive Reviews	87%	96%	25	23.91
Safety Reviews	94%	96%	15	14.45
<b>Monitoring Sub-Total</b>			<b>40</b>	<b>38.36</b>

**CCI Safety Outcomes**

Incidence of Maltreatment	0.05%	No Substantiated Reports	10	10.00
Staff Training/Foundations	95%	92%	5	4.60
Staff Safety Checks	95%	100%	5	5.00
<b>Safety Sub-Total</b>			<b>20</b>	<b>19.60</b>

**CCI Permanency Outcomes**

Placement Stability	90%	100%	15	15.00
<b>Permanency Sub-Total</b>			<b>15</b>	<b>15.00</b>

**CCI Well-Being Outcomes**

EPSDT Medical Visits	94%	100%	9.1	9.08
EPSDT Dental Visits	90%	100%	9.1	9.08
Academic Supports	79%	25%	6.8	1.70
Provider ECEM Visits	93%	Not Eligible	N/A	
Provider General Contacts	93%	Not Eligible	N/A	
Placements with Siblings	38%	0%	Not Scored	Not Scored
Placements within Legal County	16%	0%	Not Scored	Not Scored
<b>Well-Being Sub-Total</b>			<b>25</b>	<b>19.86</b>

\*Performance calculation descriptions can be found in the FY 2018 RBWO PBP Measurements and Standards Guide.

<b>Monitoring &amp; Outcomes: Possible Points = 100</b>		<b>Points Earned = 92.82</b>	
<b>Score Before Incentives Credit</b>		<b>92.82%</b>	
<b>Incentives Awarded</b>		<b>10.00 pts</b>	
<b>PBP Verification</b>		<b>N/A pts</b>	
<b>Total Score</b>		<b>102.82%</b>	



DHS, DFCS, Office of Provider Management  
**Performance-Based Placement Measures**  
**RBWO Provider GA+SCORECARD - CCI**  
Report Quarter: Q3 FY2018



**Provider/Program Name: Kenneth B. Walker Residential Home - KBW 4: Bunche (5222) - CCI**

Program Census Information:		# Children in Care During Quarter: 4	# Placements During Quarter: 5	# Children in Care On Last Day: 4
CCI Incentive Credits	Avg Performance All CCIs (Points)	Provider Performance (%)*	Possible Points (Weight)	Provider Points Earned
Early EPSDT Medical Visits		100%	2	2.00
Early EPSDT Dental Visits		100%	2	2.00
Permanency Contacts		0%	5	0.00
Additional Academic Supports		0%	2	0.00
Active Agency Accreditation		50%	4	2.00
Staff Clinical Licensure		0%	5	0.00
Behavior Management (threshold = 0)		100%	4	4.00
<b>Incentives Total</b>	<b>7.65</b>		<b>24</b>	<b>10.00</b>
Maximum total combined incentive credit allowed is 10 points.			<b>Incentives Awarded</b>	<b>10.00</b>

\*Performance calculation descriptions can be found in the FY 2018 RBWO PBP Measurements and Standards Guide.

**Child Protective Services Investigations and Dispositions**

The following investigations data, which is not used for scoring but is considered significant to a provider's performance, is from Georgia SHINES and is not considered final or complete until the end of the fiscal year.

Total Reports:	0
Number Screened In:	0
Number Screened Out:	0
Number Substantiated:	0
Number Unsubstantiated:	0
Number Active CPS Investigations:	0



DHS, DFCS, Office of Provider Management  
**Performance-Based Placement Measures**  
**RBWO Provider GA+SCORECARD - CCI**  
Report Quarter: Q3 FY2018



**Provider/Program Name: Kidspeace - Bowdon Residential Campus (715) - CCI**

101 Kidspeace Dr., Bowdon, GA 30108

Phone: 770-437-7219

Vendor ID# 35437

**Quarterly Scores (Grades)**

Q1: 92.95 (A-)

Q2: 92.75 (A-)

Q3: 88.88 (B+)

Q4: N/A

**Current Quarter Score (Grade)**

**88.88%**

**(B+)**

Program Census Information:

# Children in Care During  
Quarter: 25

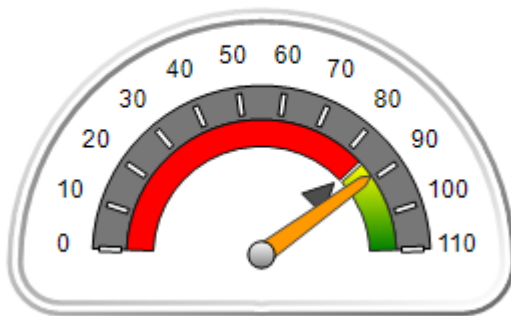
# Placements During  
Quarter: 25

# Children in Care On Last  
Day: 19

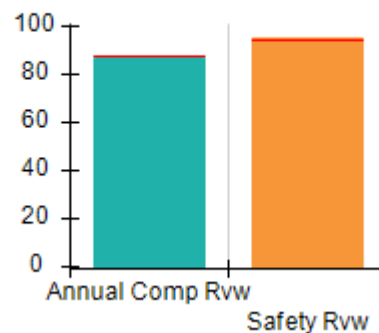
**Quarterly Provider Comparisons to All CCIs**

▼ — indicates average for all CCIs

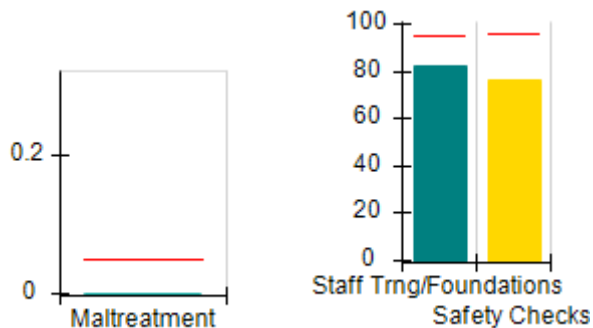
**Overall Score (%)**



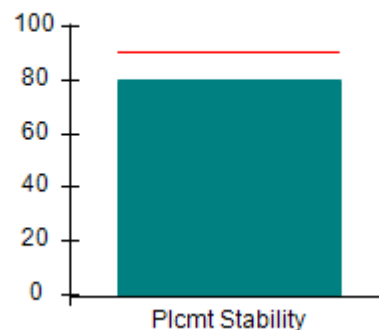
**OPM Monitoring Reviews (%)**



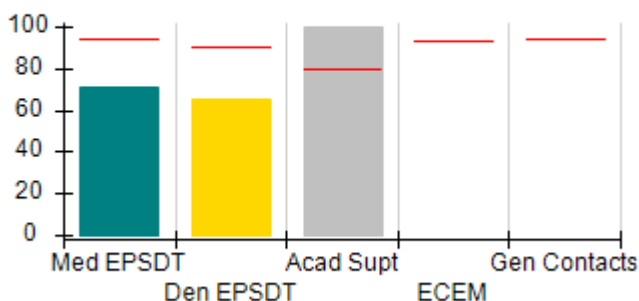
**Safety Outcomes (%)**



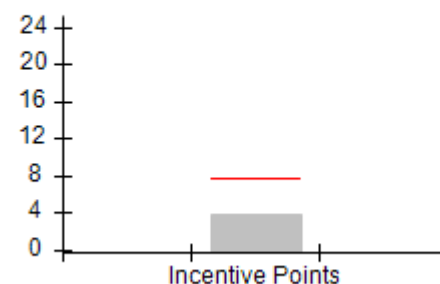
**Permanency Outcomes (%)**



**Well-Being Outcomes (%)**



**Incentives Earned (Points)**







DHS, DFCS, Office of Provider Management  
**Performance-Based Placement Measures**  
**RBWO Provider GA+SCORECARD - CCI**  
**Report Quarter: Q3 FY2018**



Provider/Program Name: Kidspeace - Bowdon Residential Campus (715) - CCI				
101 Kidspeace Dr., Bowdon, GA 30108 Phone: 770-437-7219 Vendor ID# 35437		Quarterly Scores (Grades)		Current Quarter Score (Grade)
		Q1: 92.95 (A-)	Q2: 92.75 (A-)	<b>88.88%</b> <b>(B+)</b>
		Q3: 88.88 (B+)	Q4: N/A	
Program Census Information:		# Children in Care During Quarter: 25	# Placements During Quarter: 25	# Children in Care On Last Day: 19
	Avg Performance All CCIs (%)	Provider Performance (%)*	Possible Points (Weight)	Provider Points Earned
<b>OPM Monitoring Reviews</b>				
Annual Comprehensive Reviews	87%	87%	25	21.80
Safety Reviews	94%	95%	15	14.29
<b>Monitoring Sub-Total</b>			<b>40</b>	<b>36.08</b>
<b>CCI Safety Outcomes</b>				
Incidence of Maltreatment	0.05%	No Substantiated Reports	10	10.00
Staff Training/Foundations	95%	82%	5	4.10
Staff Safety Checks	95%	76%	5	3.80
<b>Safety Sub-Total</b>			<b>20</b>	<b>17.90</b>
<b>CCI Permanency Outcomes</b>				
Placement Stability	90%	80%	15	12.00
<b>Permanency Sub-Total</b>			<b>15</b>	<b>12.00</b>
<b>CCI Well-Being Outcomes</b>				
EPSDT Medical Visits	94%	71%	9.1	6.45
EPSDT Dental Visits	90%	65%	9.1	5.90
Academic Supports	79%	100%	6.8	6.81
Provider ECEM Visits	93%	Not Eligible	N/A	
Provider General Contacts	93%	Not Eligible	N/A	
Placements with Siblings	38%	Not Eligible	Not Scored	Not Scored
Placements within Legal County	16%	0%	Not Scored	Not Scored
<b>Well-Being Sub-Total</b>			<b>25</b>	<b>19.16</b>
*Performance calculation descriptions can be found in the FY 2018 RBWO PBP Measurements and Standards Guide.				

Monitoring & Outcomes: Possible Points = 100		Points Earned = 85.14	
<b>Score Before Incentives Credit</b>		<b>85.14%</b>	
<b>Incentives Awarded</b>		<b>3.74 pts</b>	
<b>PBP Verification</b>		<b>N/A pts</b>	
<b>Total Score</b>		<b>88.88%</b>	



**DHS, DFCS, Office of Provider Management**  
**Performance-Based Placement Measures**  
**RBWO Provider GA+SCORECARD - CCI**  
**Report Quarter: Q3 FY2018**



**Provider/Program Name: Kidspeace - Bowdon Residential Campus (715) - CCI**

Program Census Information:		# Children in Care During Quarter: 25	# Placements During Quarter: 25	# Children in Care On Last Day: 19
CCI Incentive Credits	Avg Performance All CCIs (Points)	Provider Performance (%)*	Possible Points (Weight)	Provider Points Earned
Early EPSDT Medical Visits		29%	2	0.58
Early EPSDT Dental Visits		22%	2	0.44
Permanency Contacts		6%	5	0.30
Additional Academic Supports		21%	2	0.42
Active Agency Accreditation		50%	4	2.00
Staff Clinical Licensure		0%	5	0.00
Behavior Management (threshold = 0)		0%	4	0.00
<b>Incentives Total</b>	<b>7.65</b>		<b>24</b>	<b>3.74</b>
Maximum total combined incentive credit allowed is 10 points.			<b>Incentives Awarded</b>	<b>3.74</b>

\*Performance calculation descriptions can be found in the FY 2018 RBWO PBP Measurements and Standards Guide.

**Child Protective Services Investigations and Dispositions**

The following investigations data, which is not used for scoring but is considered significant to a provider's performance, is from Georgia SHINES and is not considered final or complete until the end of the fiscal year.

Total Reports:	1	
Number Screened In:	0	
Number Screened Out:	1	
Number Substantiated:	0	
Number Unsubstantiated:	2	
Number Active CPS Investigations:	-2	

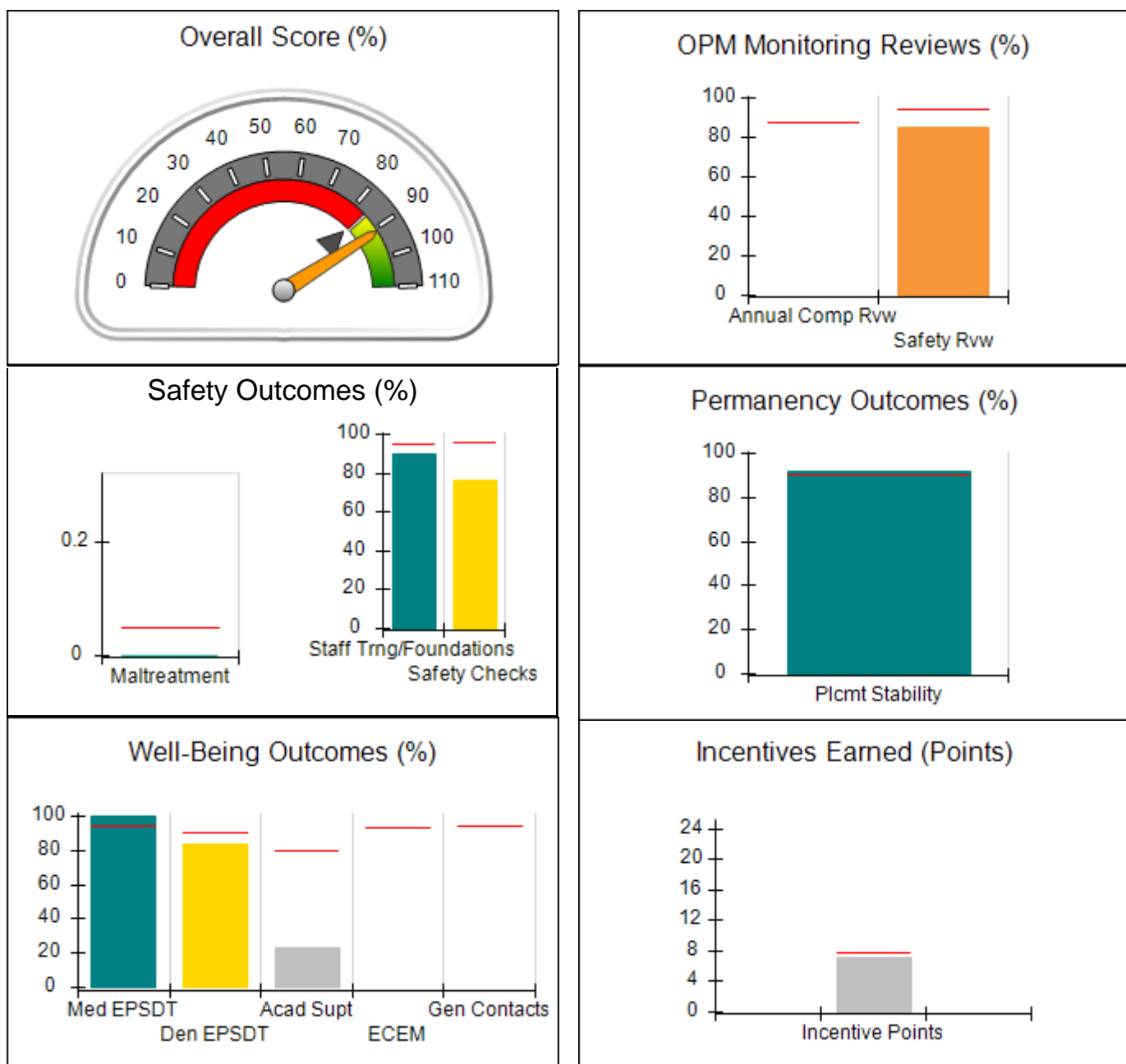


**DHS, DFCS, Office of Provider Management**  
**Performance-Based Placement Measures**  
**RBWO Provider GA+SCORECARD - CCI**  
**Report Quarter: Q3 FY2018**



<b>Provider/Program Name: KWS Holdings - dba Macon Lives Better (5274) - CCI</b>			
<b>117 Orange Street, Macon, GA 31201</b>  <b>Phone: 478-254-8770</b>  <b>Vendor ID# 146995</b>	<b>Quarterly Scores (Grades)</b>		<b>Current Quarter Score (Grade)</b>
	<b>Q1: 57.70 (F)</b>	<b>Q2: 71.93 (C-)</b>	<b>91.04%</b>
	<b>Q3: 91.04 (A-)</b>	<b>Q4: N/A</b>	<b>(A-)</b>
Program Census Information:	# Children in Care During Quarter: 12	# Placements During Quarter: 12	# Children in Care On Last Day: 7
<b>Quarterly Provider Comparisons to All CCIs</b>			

▼ — indicates average for all CCIs





DHS, DFCS, Office of Provider Management  
**Performance-Based Placement Measures**  
**RBWO Provider GA+SCORECARD - CCI**  
 Report Quarter: Q3 FY2018



<b>Provider/Program Name: KWS Holdings - dba Macon Lives Better (5274) - CCI</b>				
117 Orange Street, Macon, GA 31201 Phone: 478-254-8770 Vendor ID# 146995		Quarterly Scores (Grades)		Current Quarter Score (Grade)
		Q1: 57.70 (F)	Q2: 71.93 (C-)	91.04%
		Q3: 91.04 (A-)	Q4: N/A	(A-)
Program Census Information:		# Children in Care During Quarter: 12	# Placements During Quarter: 12	# Children in Care On Last Day: 7
	Avg Performance All CCIs (%)	Provider Performance (%)*	Possible Points (Weight)	Provider Points Earned
<b>OPM Monitoring Reviews</b>				
Annual Comprehensive Reviews	87%	Not Yet Conducted		
Safety Reviews	94%	85%	15	12.75
<b>Monitoring Sub-Total</b>			<b>15</b>	<b>12.75</b>
<b>CCI Safety Outcomes</b>				
Incidence of Maltreatment	0.05%	No Substantiated Reports	10	10.00
Staff Training/Foundations	95%	90%	5	4.50
Staff Safety Checks	95%	76%	5	3.80
<b>Safety Sub-Total</b>			<b>20</b>	<b>18.30</b>
<b>CCI Permanency Outcomes</b>				
Placement Stability	90%	92%	15	13.80
<b>Permanency Sub-Total</b>			<b>15</b>	<b>13.80</b>
<b>CCI Well-Being Outcomes</b>				
EPSDT Medical Visits	94%	100%	9.1	9.08
EPSDT Dental Visits	90%	83%	9.1	7.54
Academic Supports	79%	23%	6.8	1.57
Provider ECEM Visits	93%	Not Eligible	N/A	
Provider General Contacts	93%	Not Eligible	N/A	
Placements with Siblings	38%	0%	Not Scored	Not Scored
Placements within Legal County	16%	17%	Not Scored	Not Scored
<b>Well-Being Sub-Total</b>			<b>25</b>	<b>18.18</b>
*Performance calculation descriptions can be found in the FY 2018 RBWO PBP Measurements and Standards Guide.				

<b>Monitoring &amp; Outcomes: Possible Points = 75</b>		<b>Points Earned = 63.03</b>	
<b>Score Before Incentives Credit</b>			<b>84.04%</b>
<b>Incentives Awarded</b>			<b>7.00 pts</b>
<b>PBP Verification</b>			<b>N/A pts</b>
<b>Total Score</b>			<b>91.04%</b>



DHS, DFCS, Office of Provider Management  
**Performance-Based Placement Measures**  
**RBWO Provider GA+SCORECARD - CCI**  
Report Quarter: Q3 FY2018



**Provider/Program Name: KWS Holdings - dba Macon Lives Better (5274) - CCI**

Program Census Information:		# Children in Care During Quarter: 12	# Placements During Quarter: 12	# Children in Care On Last Day: 7
CCI Incentive Credits	Avg Performance All CCIs (Points)	Provider Performance (%)*	Possible Points (Weight)	Provider Points Earned
Early EPSDT Medical Visits		100%	2	2.00
Early EPSDT Dental Visits		50%	2	1.00
Permanency Contacts		0%	5	0.00
Additional Academic Supports		0%	2	0.00
Active Agency Accreditation		0%	4	0.00
Staff Clinical Licensure		0%	5	0.00
Behavior Management (threshold = 0)		100%	4	4.00
<b>Incentives Total</b>	<b>7.65</b>		<b>24</b>	<b>7.00</b>
Maximum total combined incentive credit allowed is 10 points.			<b>Incentives Awarded</b>	<b>7.00</b>

\*Performance calculation descriptions can be found in the FY 2018 RBWO PBP Measurements and Standards Guide.

**Child Protective Services Investigations and Dispositions**

The following investigations data, which is not used for scoring but is considered significant to a provider's performance, is from Georgia SHINES and is not considered final or complete until the end of the fiscal year.

Total Reports:	1	
Number Screened In:	0	
Number Screened Out:	1	
Number Substantiated:	0	
Number Unsubstantiated:	0	
Number Active CPS Investigations:	0	



DHS, DFCS, Office of Provider Management

## Performance-Based Placement Measures

### RBWO Provider GA+SCORECARD - CCI



Report Quarter: Q3 FY2018

**Provider/Program Name: LDL & C Enterprise (formerly Beth-Ester Ministries) - dba Restoration House 1 (817) - CCI**

53 Poplar St., Newnan, GA 30263

Phone: 678-423-4193

Vendor ID# 150313

Quarterly Scores (Grades)

Current Quarter Score (Grade)

Q1: 94.21 (A)

Q2: 91.05 (A-)

98.15%

Q3: 98.15 (A+)

Q4: N/A

(A+)

Program Census Information:

# Children in Care During Quarter: 12

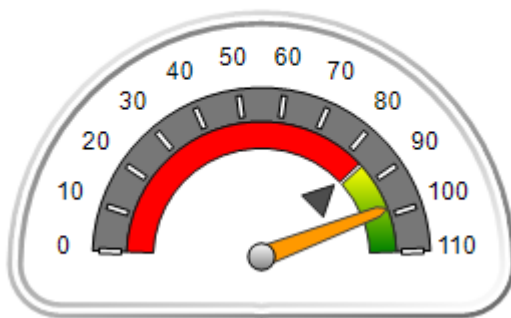
# Placements During Quarter: 12

# Children in Care On Last Day: 5

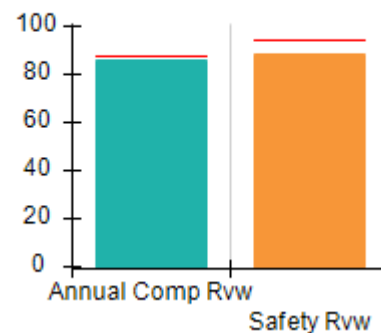
### Quarterly Provider Comparisons to All CCIs

▼ indicates average for all CCIs

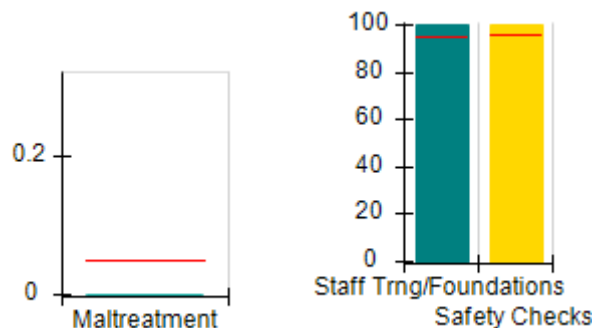
Overall Score (%)



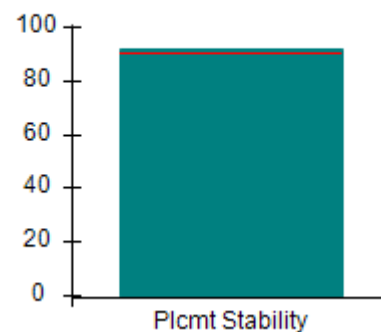
OPM Monitoring Reviews (%)



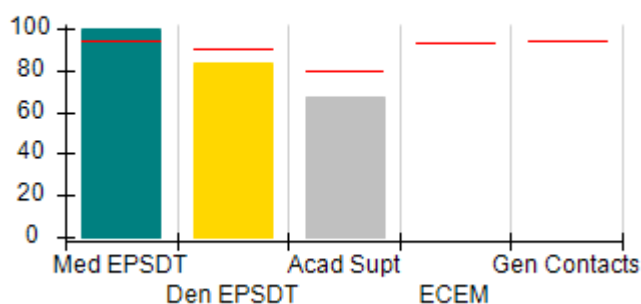
Safety Outcomes (%)



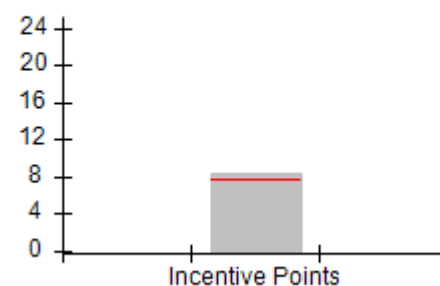
Permanency Outcomes (%)



Well-Being Outcomes (%)



Incentives Earned (Points)





# Performance-Based Placement Measures

## RBWO Provider GA+SCORECARD - CCI

Report Quarter: Q3 FY2018

Provider/Program Name: LDL & C Enterprise (formerly Beth-Ester Ministries) - dba Restoration House 1 (817) - CCI				
53 Poplar St., Newnan, GA 30263		Quarterly Scores (Grades)		Current Quarter Score (Grade)
Phone: 678-423-4193		Q1: 94.21 (A)	Q2: 91.05 (A-)	98.15% (A+)
Vendor ID# 150313		Q3: 98.15 (A+)	Q4: N/A	
Program Census Information:		# Children in Care During Quarter: 12	# Placements During Quarter: 12	# Children in Care On Last Day: 5
	Avg Performance All CCIs (%)	Provider Performance (%)*	Possible Points (Weight)	Provider Points Earned
<b>OPM Monitoring Reviews</b>				
Annual Comprehensive Reviews	87%	86%	25	21.51
Safety Reviews	94%	88%	15	13.22
<b>Monitoring Sub-Total</b>			<b>40</b>	<b>34.73</b>
<b>CCI Safety Outcomes</b>				
Incidence of Maltreatment	0.05%	No Substantiated Reports	10	10.00
Staff Training/Foundations	95%	100%	5	5.00
Staff Safety Checks	95%	100%	5	5.00
<b>Safety Sub-Total</b>			<b>20</b>	<b>20.00</b>
<b>CCI Permanency Outcomes</b>				
Placement Stability	90%	92%	15	13.80
<b>Permanency Sub-Total</b>			<b>15</b>	<b>13.80</b>
<b>CCI Well-Being Outcomes</b>				
EPSDT Medical Visits	94%	100%	9.1	9.08
EPSDT Dental Visits	90%	83%	9.1	7.54
Academic Supports	79%	67%	6.8	4.56
Provider ECEM Visits	93%	Not Eligible	N/A	
Provider General Contacts	93%	Not Eligible	N/A	
Placements with Siblings	38%	0%	Not Scored	Not Scored
Placements within Legal County	16%	0%	Not Scored	Not Scored
<b>Well-Being Sub-Total</b>			<b>25</b>	<b>21.18</b>

\*Performance calculation descriptions can be found in the FY 2018 RBWO PBP Measurements and Standards Guide.

Monitoring & Outcomes: Possible Points = 100		Points Earned = 89.71	
Score Before Incentives Credit			89.71%
Incentives Awarded			8.44 pts
PBP Verification			N/A pts
Total Score			98.15%



DHS, DFCS, Office of Provider Management  
**Performance-Based Placement Measures**  
**RBWO Provider GA+SCORECARD - CCI**



Report Quarter: Q3 FY2018

**Provider/Program Name: LDL & C Enterprise (formerly Beth-Ester Ministries) - dba Restoration House 1 (817) - CCI**

Program Census Information:		# Children in Care During Quarter: 12	# Placements During Quarter: 12	# Children in Care On Last Day: 5
CCI Incentive Credits	Avg Performance All CCIs (Points)	Provider Performance (%)*	Possible Points (Weight)	Provider Points Earned
Early EPSDT Medical Visits		100%	2	2.00
Early EPSDT Dental Visits		67%	2	1.34
Permanency Contacts		None Planned	5	
Additional Academic Supports		55%	2	1.10
Active Agency Accreditation		0%	4	0.00
Staff Clinical Licensure		0%	5	0.00
Behavior Management (threshold = 0)		100%	4	4.00
<b>Incentives Total</b>	<b>7.65</b>		<b>24</b>	<b>8.44</b>
Maximum total combined incentive credit allowed is 10 points.			<b>Incentives Awarded</b>	<b>8.44</b>

\*Performance calculation descriptions can be found in the FY 2018 RBWO PBP Measurements and Standards Guide.

**Child Protective Services Investigations and Dispositions**

The following investigations data, which is not used for scoring but is considered significant to a provider's performance, is from Georgia SHINES and is not considered final or complete until the end of the fiscal year.

Total Reports:	1
Number Screened In:	0
Number Screened Out:	1
Number Substantiated:	0
Number Unsubstantiated:	0
Number Active CPS Investigations:	0





DHS, DFCS, Office of Provider Management  
**Performance-Based Placement Measures**  
**RBWO Provider GA+SCORECARD - CCI**



Report Quarter: Q3 FY2018

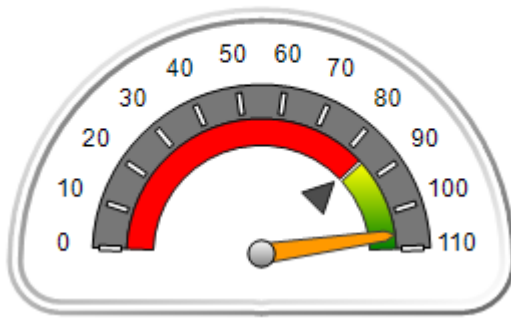
**Provider/Program Name: Liberty County Children's Home - dba Gabriel's House (725) - CCI**

6145 E. Oglethorpe Highway, Midway, GA 31320  Phone: 912-876-4500  Vendor ID# 35444	Quarterly Scores (Grades)		Current Quarter Score (Grade)
	Q1: 99.39 (A+)	Q2: 107.74 (A+)	106.21% (A+)
	Q3: 106.21 (A+)	Q4: N/A	
Program Census Information:	# Children in Care During Quarter: 16	# Placements During Quarter: 16	# Children in Care On Last Day: 14

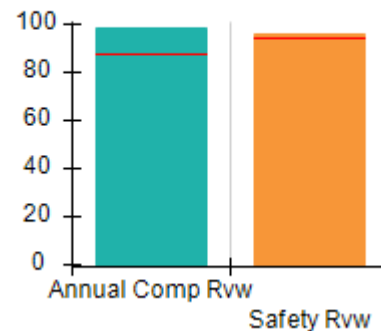
**Quarterly Provider Comparisons to All CCIs**

▼ — indicates average for all CCIs

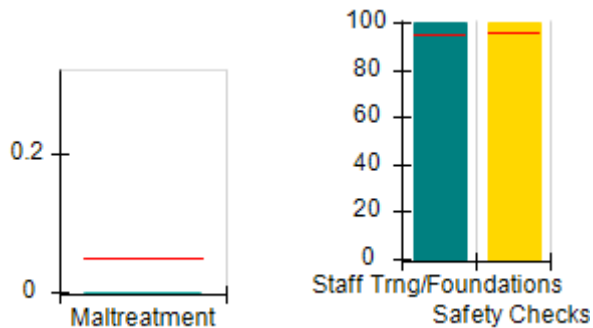
Overall Score (%)



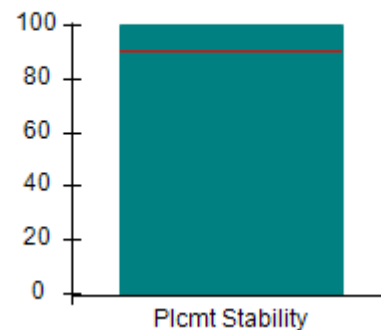
OPM Monitoring Reviews (%)



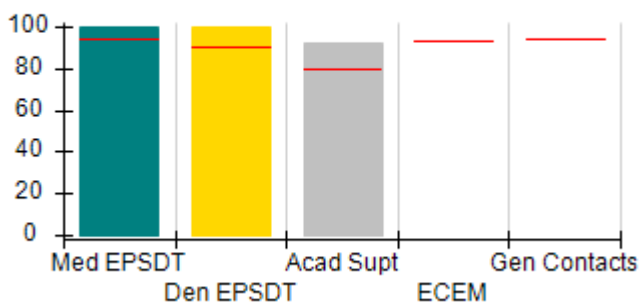
Safety Outcomes (%)



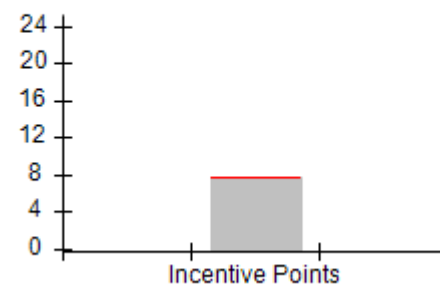
Permanency Outcomes (%)



Well-Being Outcomes (%)



Incentives Earned (Points)





DHS, DFCS, Office of Provider Management  
**Performance-Based Placement Measures**  
**RBWO Provider GA+SCORECARD - CCI**



Report Quarter: Q3 FY2018

**Provider/Program Name: Liberty County Children's Home - dba Gabriel's House (725) - CCI**

<b>6145 E. Oglethorpe Highway, Midway, GA 31320</b>  <b>Phone: 912-876-4500</b>  <b>Vendor ID# 35444</b>	<b>Quarterly Scores (Grades)</b>		<b>Current Quarter Score (Grade)</b>
	<b>Q1: 99.39 (A+)</b>	<b>Q2: 107.74 (A+)</b>	<b>106.21%</b>
	<b>Q3: 106.21 (A+)</b>	<b>Q4: N/A</b>	<b>(A+)</b>

Program Census Information:	# Children in Care During Quarter: 16	# Placements During Quarter: 16	# Children in Care On Last Day: 14
-----------------------------	---------------------------------------	---------------------------------	------------------------------------

	<b>Avg Performance All CCIs (%)</b>	<b>Provider Performance (%)*</b>	<b>Possible Points (Weight)</b>	<b>Provider Points Earned</b>
--	-------------------------------------	----------------------------------	---------------------------------	-------------------------------

**OPM Monitoring Reviews**

Annual Comprehensive Reviews	87%	99%	25	24.70
Safety Reviews	94%	96%	15	14.43
<b>Monitoring Sub-Total</b>			<b>40</b>	<b>39.13</b>

**CCI Safety Outcomes**

Incidence of Maltreatment	0.05%	No Substantiated Reports	10	10.00
Staff Training/Foundations	95%	100%	5	5.00
Staff Safety Checks	95%	100%	5	5.00
<b>Safety Sub-Total</b>			<b>20</b>	<b>20.00</b>

**CCI Permanency Outcomes**

Placement Stability	90%	100%	15	15.00
<b>Permanency Sub-Total</b>			<b>15</b>	<b>15.00</b>

**CCI Well-Being Outcomes**

EPSDT Medical Visits	94%	100%	9.1	9.08
EPSDT Dental Visits	90%	100%	9.1	9.08
Academic Supports	79%	92%	6.8	6.27
Provider ECEM Visits	93%	Not Eligible	N/A	
Provider General Contacts	93%	Not Eligible	N/A	
Placements with Siblings	38%	93%	Not Scored	Not Scored
Placements within Legal County	16%	0%	Not Scored	Not Scored
<b>Well-Being Sub-Total</b>			<b>25</b>	<b>24.43</b>

\*Performance calculation descriptions can be found in the FY 2018 RBWO PBP Measurements and Standards Guide.

<b>Monitoring &amp; Outcomes: Possible Points = 100</b>	<b>Points Earned = 98.55</b>
<b>Score Before Incentives Credit</b>	<b>98.55%</b>
<b>Incentives Awarded</b>	<b>7.66 pts</b>
<b>PBP Verification</b>	<b>N/A pts</b>
<b>Total Score</b>	<b>106.21%</b>



DHS, DFCS, Office of Provider Management  
**Performance-Based Placement Measures**  
**RBWO Provider GA+SCORECARD - CCI**  
Report Quarter: Q3 FY2018



**Provider/Program Name: Liberty County Children's Home - dba Gabriel's House (725) - CCI**

Program Census Information:		# Children in Care During Quarter: 16	# Placements During Quarter: 16	# Children in Care On Last Day: 14
CCI Incentive Credits	Avg Performance All CCIs (Points)	Provider Performance (%)*	Possible Points (Weight)	Provider Points Earned
Early EPSDT Medical Visits		Not Eligible	2	
Early EPSDT Dental Visits		100%	2	2.00
Permanency Contacts		None Planned	5	
Additional Academic Supports		83%	2	1.66
Active Agency Accreditation		0%	4	0.00
Staff Clinical Licensure		0%	5	0.00
Behavior Management (threshold = 0)		100%	4	4.00
<b>Incentives Total</b>	<b>7.65</b>		<b>24</b>	<b>7.66</b>
Maximum total combined incentive credit allowed is 10 points.			<b>Incentives Awarded</b>	<b>7.66</b>

\*Performance calculation descriptions can be found in the FY 2018 RBWO PBP Measurements and Standards Guide.

**Child Protective Services Investigations and Dispositions**

The following investigations data, which is not used for scoring but is considered significant to a provider's performance, is from Georgia SHINES and is not considered final or complete until the end of the fiscal year.

Total Reports:	0
Number Screened In:	0
Number Screened Out:	0
Number Substantiated:	0
Number Unsubstantiated:	0
Number Active CPS Investigations:	0



DHS, DFCS, Office of Provider Management  
**Performance-Based Placement Measures**  
**RBWO Provider GA+SCORECARD - CCI**



Report Quarter: Q3 FY2018

**Provider/Program Name: Light of Hope and Love Ministry, Inc. - Heritage House (5143) - CCI**

3117 Macedonia Court, Powder Springs, GA 30127

Phone: 770-222-6594

Vendor ID# 115384

Quarterly Scores (Grades)		Current Quarter Score (Grade)
Q1: 87.05 (B+)	Q2: 89.76 (B+)	93.06% (A-)
Q3: 93.06 (A-)	Q4: N/A	

Program Census Information:

# Children in Care During Quarter: 1

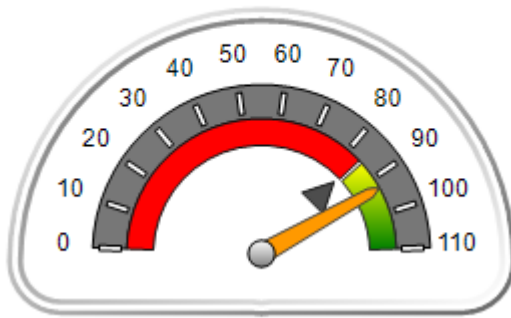
# Placements During Quarter: 1

# Children in Care On Last Day: 1

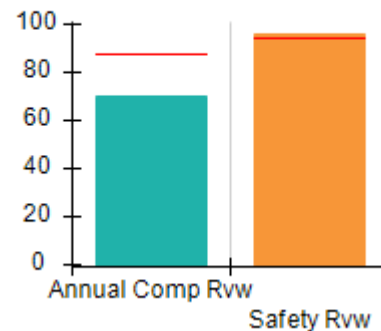
**Quarterly Provider Comparisons to All CCIs**

▼ — indicates average for all CCIs

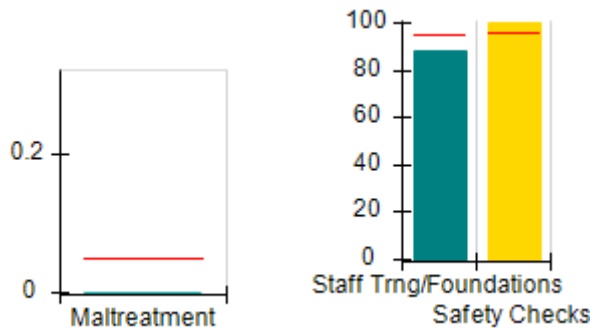
Overall Score (%)



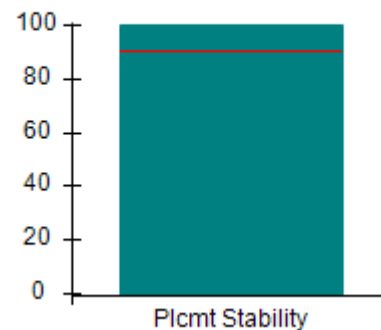
OPM Monitoring Reviews (%)



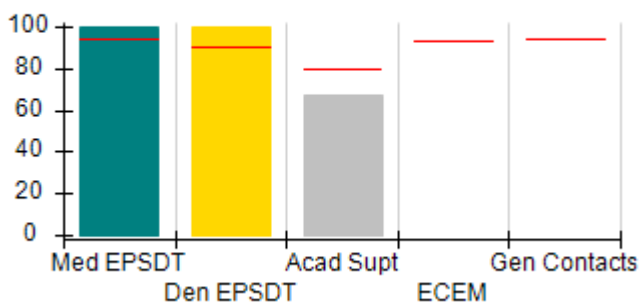
Safety Outcomes (%)



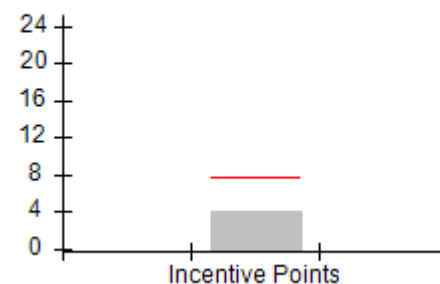
Permanency Outcomes (%)



Well-Being Outcomes (%)



Incentives Earned (Points)





DHS, DFCS, Office of Provider Management  
**Performance-Based Placement Measures**  
**RBWO Provider GA+SCORECARD - CCI**



Report Quarter: Q3 FY2018

**Provider/Program Name: Light of Hope and Love Ministry, Inc. - Heritage House (5143) - CCI**

<b>3117 Macedonia Court, Powder Springs, GA 30127</b>  <b>Phone: 770-222-6594</b>  <b>Vendor ID# 115384</b>	<b>Quarterly Scores (Grades)</b>		<b>Current Quarter Score (Grade)</b>
	<b>Q1: 87.05 (B+)</b>	<b>Q2: 89.76 (B+)</b>	<b>93.06%</b>
	<b>Q3: 93.06 (A-)</b>	<b>Q4: N/A</b>	<b>(A-)</b>

Program Census Information:	# Children in Care During Quarter: 1	# Placements During Quarter: 1	# Children in Care On Last Day: 1
-----------------------------	--------------------------------------	--------------------------------	-----------------------------------

	<b>Avg Performance All CCIs (%)</b>	<b>Provider Performance (%)*</b>	<b>Possible Points (Weight)</b>	<b>Provider Points Earned</b>
--	-------------------------------------	----------------------------------	---------------------------------	-------------------------------

**OPM Monitoring Reviews**

Annual Comprehensive Reviews	87%	70%	25	17.49
Safety Reviews	94%	96%	15	14.45
<b>Monitoring Sub-Total</b>			<b>40</b>	<b>31.93</b>

**CCI Safety Outcomes**

Incidence of Maltreatment	0.05%	No Substantiated Reports	10	10.00
Staff Training/Foundations	95%	88%	5	4.40
Staff Safety Checks	95%	100%	5	5.00
<b>Safety Sub-Total</b>			<b>20</b>	<b>19.40</b>

**CCI Permanency Outcomes**

Placement Stability	90%	100%	15	15.00
<b>Permanency Sub-Total</b>			<b>15</b>	<b>15.00</b>

**CCI Well-Being Outcomes**

EPSDT Medical Visits	94%	100%	9.1	9.08
EPSDT Dental Visits	90%	100%	9.1	9.08
Academic Supports	79%	67%	6.8	4.56
Provider ECEM Visits	93%	Not Eligible	N/A	
Provider General Contacts	93%	Not Eligible	N/A	
Placements with Siblings	38%	0%	Not Scored	Not Scored
Placements within Legal County	16%	Not Eligible	Not Scored	Not Scored
<b>Well-Being Sub-Total</b>			<b>25</b>	<b>22.72</b>

\*Performance calculation descriptions can be found in the FY 2018 RBWO PBP Measurements and Standards Guide.

<b>Monitoring &amp; Outcomes: Possible Points = 100</b>	<b>Points Earned = 89.06</b>
<b>Score Before Incentives Credit</b>	<b>89.06%</b>
<b>Incentives Awarded</b>	<b>4.00 pts</b>
<b>PBP Verification</b>	<b>N/A pts</b>
<b>Total Score</b>	<b>93.06%</b>



DHS, DFCS, Office of Provider Management  
**Performance-Based Placement Measures**  
**RBWO Provider GA+SCORECARD - CCI**



Report Quarter: Q3 FY2018

**Provider/Program Name: Light of Hope and Love Ministry, Inc. - Heritage House (5143) - CCI**

Program Census Information:		# Children in Care During Quarter: 1	# Placements During Quarter: 1	# Children in Care On Last Day: 1
CCI Incentive Credits	Avg Performance All CCIs (Points)	Provider Performance (%)*	Possible Points (Weight)	Provider Points Earned
Early EPSDT Medical Visits		Not Eligible	2	
Early EPSDT Dental Visits		Not Eligible	2	
Permanency Contacts		0%	5	0.00
Additional Academic Supports		0%	2	0.00
Active Agency Accreditation		0%	4	0.00
Staff Clinical Licensure		0%	5	0.00
Behavior Management (threshold = 0)		100%	4	4.00
<b>Incentives Total</b>	<b>7.65</b>		<b>24</b>	<b>4.00</b>
Maximum total combined incentive credit allowed is 10 points.			<b>Incentives Awarded</b>	<b>4.00</b>

\*Performance calculation descriptions can be found in the FY 2018 RBWO PBP Measurements and Standards Guide.

**Child Protective Services Investigations and Dispositions**

The following investigations data, which is not used for scoring but is considered significant to a provider's performance, is from Georgia SHINES and is not considered final or complete until the end of the fiscal year.

Total Reports:	1
Number Screened In:	0
Number Screened Out:	1
Number Substantiated:	0
Number Unsubstantiated:	0
Number Active CPS Investigations:	0



DHS, DFCS, Office of Provider Management

## Performance-Based Placement Measures

### RBWO Provider GA+SCORECARD - CCI



Report Quarter: Q3 FY2018

**Provider/Program Name: Little Debbie's Second Chance Home, Inc. - (formerly Celine's Place) (884) - CCI**

1768 Young Rd., Stone Mountain, GA 30058

Phone: 404-296-1311

Vendor ID# 35260

Quarterly Scores (Grades)

Current Quarter Score (Grade)

Q1: 100.75 (A+)

Q2: 104.96 (A+)

101.62%

Q3: 101.62 (A+)

Q4: N/A

(A+)

Program Census Information:

# Children in Care During Quarter: 10

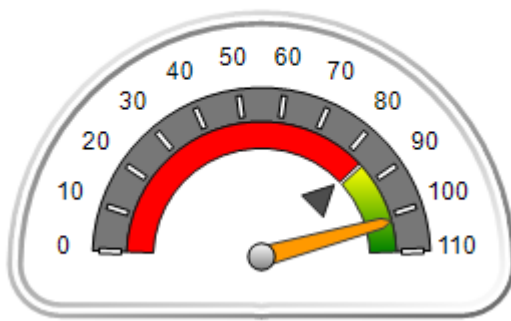
# Placements During Quarter: 10

# Children in Care On Last Day: 5

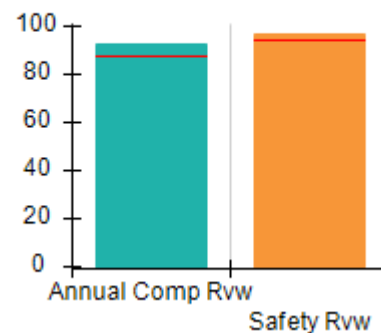
### Quarterly Provider Comparisons to All CCIs

▼ indicates average for all CCIs

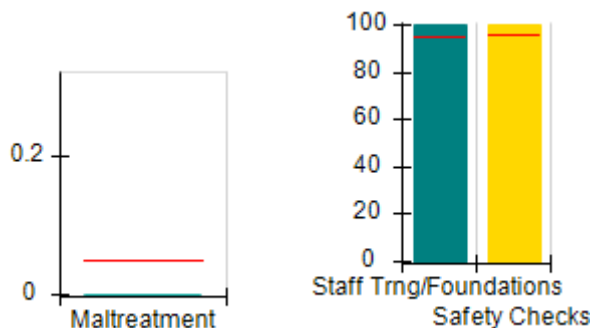
Overall Score (%)



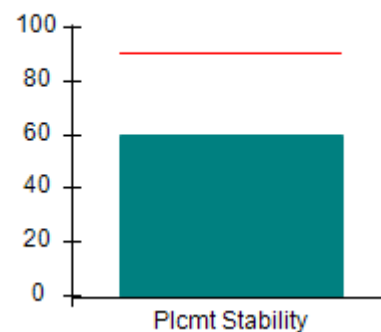
OPM Monitoring Reviews (%)



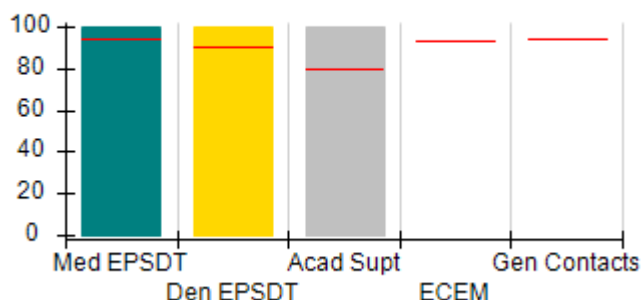
Safety Outcomes (%)



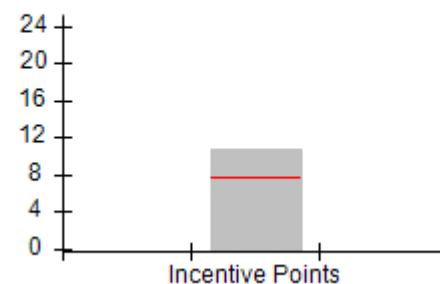
Permanency Outcomes (%)



Well-Being Outcomes (%)



Incentives Earned (Points)





DHS, DFCS, Office of Provider Management  
**Performance-Based Placement Measures**  
**RBWO Provider GA+SCORECARD - CCI**



Report Quarter: Q3 FY2018

**Provider/Program Name: Little Debbie's Second Chance Home, Inc. - (formerly Celine's Place) (884) - CCI**

1768 Young Rd., Stone Mountain, GA 30058	Quarterly Scores (Grades)		Current Quarter Score (Grade)
Phone: 404-296-1311	Q1: 100.75 (A+)	Q2: 104.96 (A+)	<b>101.62% (A+)</b>
Vendor ID# 35260	Q3: 101.62 (A+)	Q4: N/A	

Program Census Information:	# Children in Care During Quarter: 10	# Placements During Quarter: 10	# Children in Care On Last Day: 5
-----------------------------	---------------------------------------	---------------------------------	-----------------------------------

	Avg Performance All CCIs (%)	Provider Performance (%)*	Possible Points (Weight)	Provider Points Earned
--	------------------------------	---------------------------	--------------------------	------------------------

**OPM Monitoring Reviews**

Annual Comprehensive Reviews	87%	92%	25	23.08
Safety Reviews	94%	97%	15	14.57
<b>Monitoring Sub-Total</b>			<b>40</b>	<b>37.65</b>

**CCI Safety Outcomes**

Incidence of Maltreatment	0.05%	No Substantiated Reports	10	10.00
Staff Training/Foundations	95%	100%	5	5.00
Staff Safety Checks	95%	100%	5	5.00
<b>Safety Sub-Total</b>			<b>20</b>	<b>20.00</b>

**CCI Permanency Outcomes**

Placement Stability	90%	60%	15	9.00
<b>Permanency Sub-Total</b>			<b>15</b>	<b>9.00</b>

**CCI Well-Being Outcomes**

EPSDT Medical Visits	94%	100%	9.1	9.08
EPSDT Dental Visits	90%	100%	9.1	9.08
Academic Supports	79%	100%	6.8	6.81
Provider ECEM Visits	93%	Not Eligible	N/A	
Provider General Contacts	93%	Not Eligible	N/A	
Placements with Siblings	38%	0%	Not Scored	Not Scored
Placements within Legal County	16%	33%	Not Scored	Not Scored
<b>Well-Being Sub-Total</b>			<b>25</b>	<b>24.97</b>

\*Performance calculation descriptions can be found in the FY 2018 RBWO PBP Measurements and Standards Guide.

<b>Monitoring &amp; Outcomes: Possible Points = 100</b>	<b>Points Earned = 91.62</b>
<b>Score Before Incentives Credit</b>	<b>91.62%</b>
<b>Incentives Awarded</b>	<b>10.00 pts</b>
<b>PBP Verification</b>	<b>N/A pts</b>
<b>Total Score</b>	<b>101.62%</b>





DHS, DFCS, Office of Provider Management  
**Performance-Based Placement Measures**  
**RBWO Provider GA+SCORECARD - CCI**  
Report Quarter: Q3 FY2018



**Provider/Program Name: Little Debbie's Second Chance Home, Inc. - (formerly Celine's Place) (884) - CCI**

Program Census Information:		# Children in Care During Quarter: 10	# Placements During Quarter: 10	# Children in Care On Last Day: 5
CCI Incentive Credits	Avg Performance All CCIs (Points)	Provider Performance (%)*	Possible Points (Weight)	Provider Points Earned
Early EPSDT Medical Visits		100%	2	2.00
Early EPSDT Dental Visits		100%	2	2.00
Permanency Contacts		None Planned	5	
Additional Academic Supports		36%	2	0.72
Active Agency Accreditation		50%	4	2.00
Staff Clinical Licensure		0%	5	0.00
Behavior Management (threshold = 0)		100%	4	4.00
<b>Incentives Total</b>	<b>7.65</b>		<b>24</b>	<b>10.72</b>
Maximum total combined incentive credit allowed is 10 points.			<b>Incentives Awarded</b>	<b>10.00</b>

\*Performance calculation descriptions can be found in the FY 2018 RBWO PBP Measurements and Standards Guide.

**Child Protective Services Investigations and Dispositions**

The following investigations data, which is not used for scoring but is considered significant to a provider's performance, is from Georgia SHINES and is not considered final or complete until the end of the fiscal year.

Total Reports:	0
Number Screened In:	0
Number Screened Out:	0
Number Substantiated:	0
Number Unsubstantiated:	0
Number Active CPS Investigations:	0



DHS, DFCS, Office of Provider Management

## Performance-Based Placement Measures

### RBWO Provider GA+SCORECARD - CCI



Report Quarter: Q3 FY2018

**Provider/Program Name: Little Debbie's Second Chance Home, Inc. - Boyz2Men (1042) - CCI**

5224 Shawn Lane, Stone Mountain, GA 30088

Phone: 404-296-1311

Vendor ID# 73965

Quarterly Scores (Grades)

Current Quarter Score (Grade)

Q1: 103.54 (A+)

Q2: 104.97 (A+)

102.86%

Q3: 102.86 (A+)

Q4: N/A

(A+)

Program Census Information:

# Children in Care During Quarter: 7

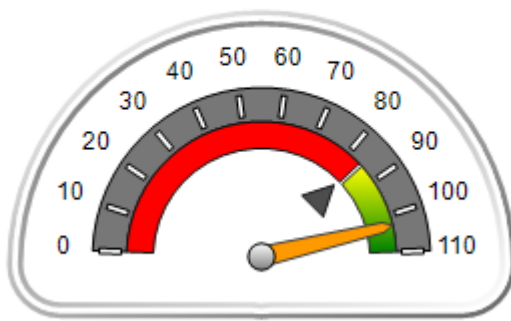
# Placements During Quarter: 7

# Children in Care On Last Day: 3

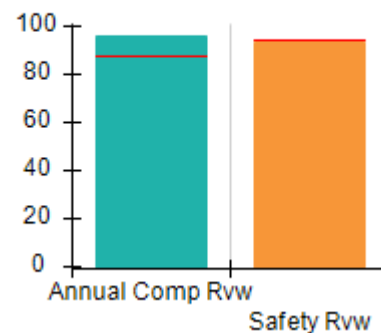
### Quarterly Provider Comparisons to All CCIs

▼ indicates average for all CCIs

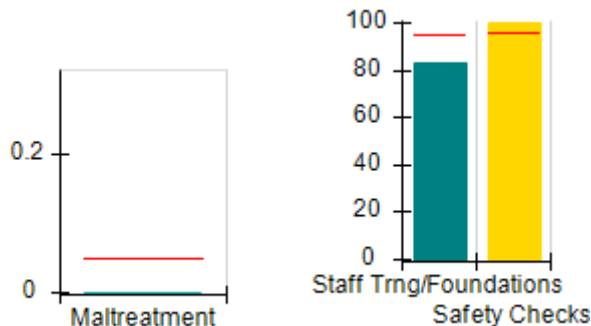
Overall Score (%)



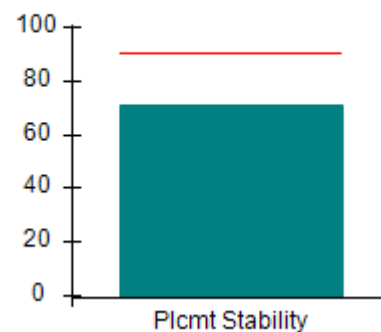
OPM Monitoring Reviews (%)



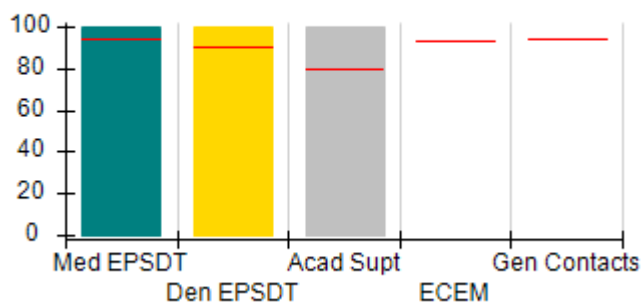
Safety Outcomes (%)



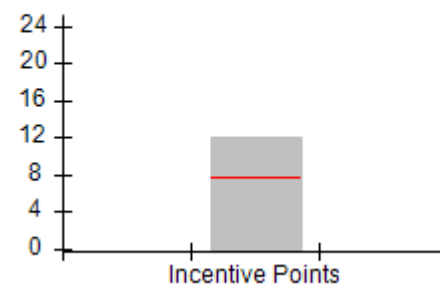
Permanency Outcomes (%)



Well-Being Outcomes (%)



Incentives Earned (Points)





DHS, DFCS, Office of Provider Management  
**Performance-Based Placement Measures**  
**RBWO Provider GA+SCORECARD - CCI**



Report Quarter: Q3 FY2018

**Provider/Program Name: Little Debbie's Second Chance Home, Inc. - Boyz2Men (1042) - CCI**

<b>5224 Shawn Lane, Stone Mountain, GA 30088</b>  <b>Phone: 404-296-1311</b>  <b>Vendor ID# 73965</b>	<b>Quarterly Scores (Grades)</b>		<b>Current Quarter Score (Grade)</b>
	<b>Q1: 103.54 (A+)</b>	<b>Q2: 104.97 (A+)</b>	<b>102.86% (A+)</b>
	<b>Q3: 102.86 (A+)</b>	<b>Q4: N/A</b>	

Program Census Information:	# Children in Care During Quarter: 7	# Placements During Quarter: 7	# Children in Care On Last Day: 3
-----------------------------	--------------------------------------	--------------------------------	-----------------------------------

	<b>Avg Performance All CCIs (%)</b>	<b>Provider Performance (%)*</b>	<b>Possible Points (Weight)</b>	<b>Provider Points Earned</b>
--	-------------------------------------	----------------------------------	---------------------------------	-------------------------------

**OPM Monitoring Reviews**

Annual Comprehensive Reviews	87%	96%	25	24.09
Safety Reviews	94%	93%	15	14.00
<b>Monitoring Sub-Total</b>			<b>40</b>	<b>38.09</b>

**CCI Safety Outcomes**

Incidence of Maltreatment	0.05%	No Substantiated Reports	10	10.00
Staff Training/Foundations	95%	83%	5	4.15
Staff Safety Checks	95%	100%	5	5.00
<b>Safety Sub-Total</b>			<b>20</b>	<b>19.15</b>

**CCI Permanency Outcomes**

Placement Stability	90%	71%	15	10.65
<b>Permanency Sub-Total</b>			<b>15</b>	<b>10.65</b>

**CCI Well-Being Outcomes**

EPSDT Medical Visits	94%	100%	9.1	9.08
EPSDT Dental Visits	90%	100%	9.1	9.08
Academic Supports	79%	100%	6.8	6.81
Provider ECEM Visits	93%	Not Eligible	N/A	
Provider General Contacts	93%	Not Eligible	N/A	
Placements with Siblings	38%	100%	Not Scored	Not Scored
Placements within Legal County	16%	0%	Not Scored	Not Scored
<b>Well-Being Sub-Total</b>			<b>25</b>	<b>24.97</b>

\*Performance calculation descriptions can be found in the FY 2018 RBWO PBP Measurements and Standards Guide.

<b>Monitoring &amp; Outcomes: Possible Points = 100</b>	<b>Points Earned = 92.86</b>
<b>Score Before Incentives Credit</b>	<b>92.86%</b>
<b>Incentives Awarded</b>	<b>10.00 pts</b>
<b>PBP Verification</b>	<b>N/A pts</b>
<b>Total Score</b>	<b>102.86%</b>



DHS, DFCS, Office of Provider Management  
**Performance-Based Placement Measures**  
**RBWO Provider GA+SCORECARD - CCI**



Report Quarter: Q3 FY2018

**Provider/Program Name: Little Debbie's Second Chance Home, Inc. - Boyz2Men (1042) - CCI**

Program Census Information:		# Children in Care During Quarter: 7	# Placements During Quarter: 7	# Children in Care On Last Day: 3
CCI Incentive Credits	Avg Performance All CCIs (Points)	Provider Performance (%)*	Possible Points (Weight)	Provider Points Earned
Early EPSDT Medical Visits		100%	2	2.00
Early EPSDT Dental Visits		100%	2	2.00
Permanency Contacts		None Planned	5	
Additional Academic Supports		100%	2	2.00
Active Agency Accreditation		50%	4	2.00
Staff Clinical Licensure		0%	5	0.00
Behavior Management (threshold = 0)		100%	4	4.00
<b>Incentives Total</b>	<b>7.65</b>		<b>24</b>	<b>12.00</b>
Maximum total combined incentive credit allowed is 10 points.			<b>Incentives Awarded</b>	<b>10.00</b>

\*Performance calculation descriptions can be found in the FY 2018 RBWO PBP Measurements and Standards Guide.

**Child Protective Services Investigations and Dispositions**

The following investigations data, which is not used for scoring but is considered significant to a provider's performance, is from Georgia SHINES and is not considered final or complete until the end of the fiscal year.

Total Reports:	0
Number Screened In:	0
Number Screened Out:	0
Number Substantiated:	0
Number Unsubstantiated:	0
Number Active CPS Investigations:	0



DHS, DFCS, Office of Provider Management

## Performance-Based Placement Measures

### RBWO Provider GA+SCORECARD - CCI



Report Quarter: Q3 FY2018

**Provider/Program Name: Little Debbie's Second Chance Home, Inc. - Columbia (5214) - CCI**

1322 Columbia Drive, Decatur, GA 30032

Phone: 404-296-1311

Vendor ID# 136089

Quarterly Scores (Grades)

Current Quarter Score (Grade)

Q1: 97.33 (A+)

Q2: 101.64 (A+)

102.85%

Q3: 102.85 (A+)

Q4: N/A

(A+)

Program Census Information:

# Children in Care During Quarter: 7

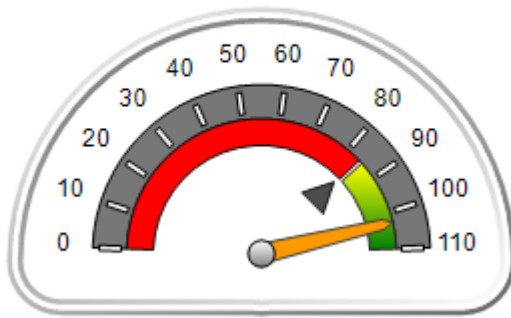
# Placements During Quarter: 7

# Children in Care On Last Day: 4

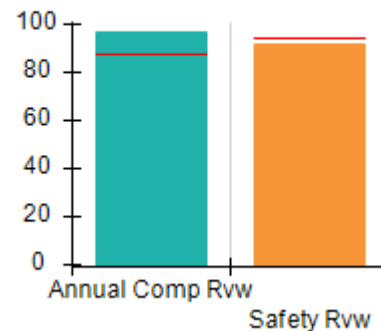
### Quarterly Provider Comparisons to All CCIs

▼ indicates average for all CCIs

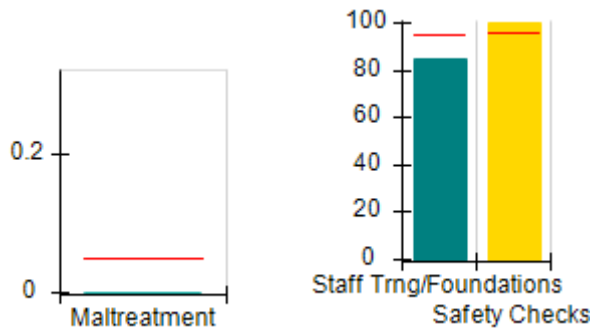
Overall Score (%)



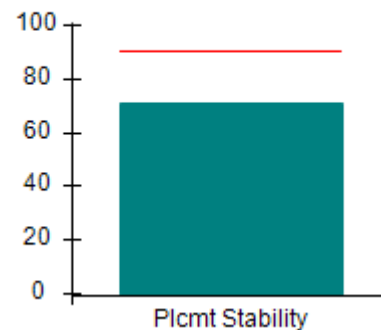
OPM Monitoring Reviews (%)



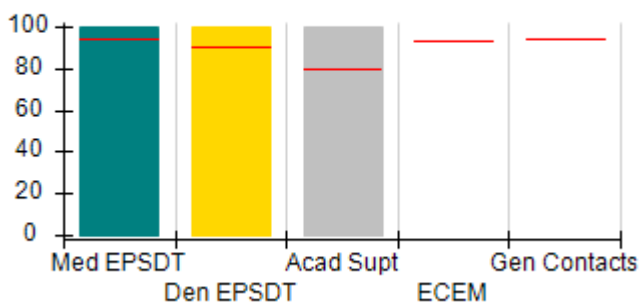
Safety Outcomes (%)



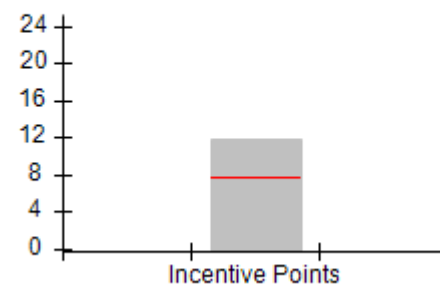
Permanency Outcomes (%)



Well-Being Outcomes (%)



Incentives Earned (Points)





DHS, DFCS, Office of Provider Management  
**Performance-Based Placement Measures**  
**RBWO Provider GA+SCORECARD - CCI**



Report Quarter: Q3 FY2018

**Provider/Program Name: Little Debbie's Second Chance Home, Inc. - Columbia (5214) - CCI**

<b>1322 Columbia Drive, Decatur, GA 30032</b>  <b>Phone: 404-296-1311</b>  <b>Vendor ID# 136089</b>	<b>Quarterly Scores (Grades)</b>		<b>Current Quarter Score (Grade)</b>
	<b>Q1: 97.33 (A+)</b>	<b>Q2: 101.64 (A+)</b>	<b>102.85%</b>
	<b>Q3: 102.85 (A+)</b>	<b>Q4: N/A</b>	<b>(A+)</b>

Program Census Information:	# Children in Care During Quarter: 7	# Placements During Quarter: 7	# Children in Care On Last Day: 4
-----------------------------	--------------------------------------	--------------------------------	-----------------------------------

	<b>Avg Performance All CCIs (%)</b>	<b>Provider Performance (%)*</b>	<b>Possible Points (Weight)</b>	<b>Provider Points Earned</b>
--	-------------------------------------	----------------------------------	---------------------------------	-------------------------------

**OPM Monitoring Reviews**

Annual Comprehensive Reviews	87%	97%	25	24.21
Safety Reviews	94%	92%	15	13.77
<b>Monitoring Sub-Total</b>			<b>40</b>	<b>37.98</b>

**CCI Safety Outcomes**

Incidence of Maltreatment	0.05%	No Substantiated Reports	10	10.00
Staff Training/Foundations	95%	85%	5	4.25
Staff Safety Checks	95%	100%	5	5.00
<b>Safety Sub-Total</b>			<b>20</b>	<b>19.25</b>

**CCI Permanency Outcomes**

Placement Stability	90%	71%	15	10.65
<b>Permanency Sub-Total</b>			<b>15</b>	<b>10.65</b>

**CCI Well-Being Outcomes**

EPSDT Medical Visits	94%	100%	9.1	9.08
EPSDT Dental Visits	90%	100%	9.1	9.08
Academic Supports	79%	100%	6.8	6.81
Provider ECEM Visits	93%	Not Eligible	N/A	
Provider General Contacts	93%	Not Eligible	N/A	
Placements with Siblings	38%	Not Eligible	Not Scored	Not Scored
Placements within Legal County	16%	50%	Not Scored	Not Scored
<b>Well-Being Sub-Total</b>			<b>25</b>	<b>24.97</b>

\*Performance calculation descriptions can be found in the FY 2018 RBWO PBP Measurements and Standards Guide.

<b>Monitoring &amp; Outcomes: Possible Points = 100</b>	<b>Points Earned = 92.85</b>
<b>Score Before Incentives Credit</b>	<b>92.85%</b>
<b>Incentives Awarded</b>	<b>10.00 pts</b>
<b>PBP Verification</b>	<b>N/A pts</b>
<b>Total Score</b>	<b>102.85%</b>



DHS, DFCS, Office of Provider Management  
**Performance-Based Placement Measures**  
**RBWO Provider GA+SCORECARD - CCI**



Report Quarter: Q3 FY2018

**Provider/Program Name: Little Debbie's Second Chance Home, Inc. - Columbia (5214) - CCI**

Program Census Information:		# Children in Care During Quarter: 7	# Placements During Quarter: 7	# Children in Care On Last Day: 4
CCI Incentive Credits	Avg Performance All CCIs (Points)	Provider Performance (%)*	Possible Points (Weight)	Provider Points Earned
Early EPSDT Medical Visits		100%	2	2.00
Early EPSDT Dental Visits		100%	2	2.00
Permanency Contacts		None Planned	5	
Additional Academic Supports		92%	2	1.84
Active Agency Accreditation		50%	4	2.00
Staff Clinical Licensure		0%	5	0.00
Behavior Management (threshold = 0)		100%	4	4.00
<b>Incentives Total</b>	<b>7.65</b>		<b>24</b>	<b>11.84</b>
Maximum total combined incentive credit allowed is 10 points.			<b>Incentives Awarded</b>	<b>10.00</b>

\*Performance calculation descriptions can be found in the FY 2018 RBWO PBP Measurements and Standards Guide.

**Child Protective Services Investigations and Dispositions**

The following investigations data, which is not used for scoring but is considered significant to a provider's performance, is from Georgia SHINES and is not considered final or complete until the end of the fiscal year.

Total Reports:	0
Number Screened In:	0
Number Screened Out:	0
Number Substantiated:	0
Number Unsubstantiated:	0
Number Active CPS Investigations:	0



DHS, DFCS, Office of Provider Management

## Performance-Based Placement Measures

### RBWO Provider GA+SCORECARD - CCI



Report Quarter: Q3 FY2018

**Provider/Program Name: Little Debbie's Second Chance Home, Inc. - dba Ida's Cove III (5111) - CCI**

994 Millard Road, Stone Mountain, GA 30088

Phone: 404-296-1311

Vendor ID# 90547

Quarterly Scores (Grades)

Current Quarter Score (Grade)

Q1: 100.68 (A+)

Q2: 108.43 (A+)

108.40%

Q3: 108.40 (A+)

Q4: N/A

(A+)

Program Census Information:

# Children in Care During Quarter: 6

# Placements During Quarter: 6

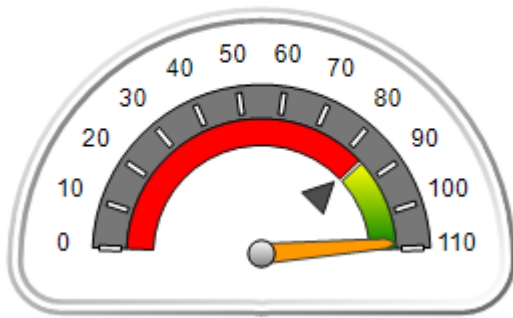
# Children in Care On Last Day: 6

### Quarterly Provider Comparisons to All CCIs

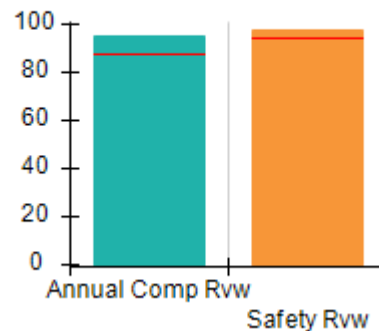


indicates average for all CCIs

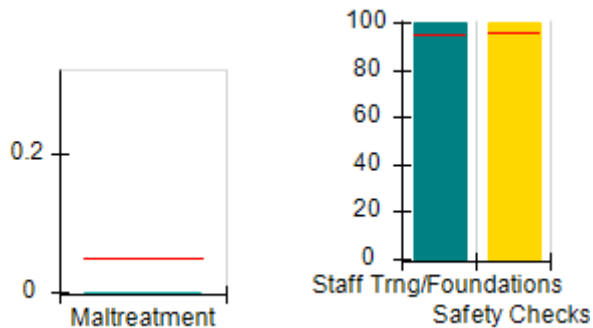
Overall Score (%)



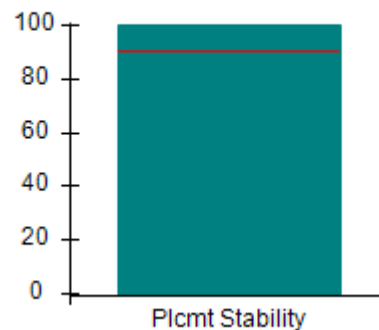
OPM Monitoring Reviews (%)



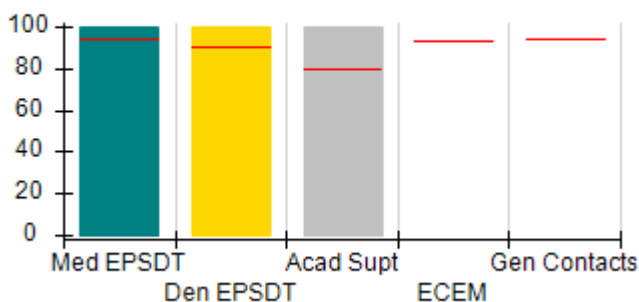
Safety Outcomes (%)



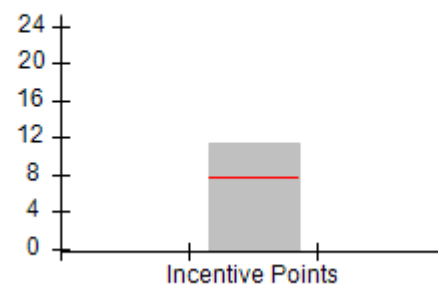
Permanency Outcomes (%)



Well-Being Outcomes (%)



Incentives Earned (Points)







**DHS, DFCS, Office of Provider Management**  
**Performance-Based Placement Measures**  
**RBWO Provider GA+SCORECARD - CCI**



**Report Quarter: Q3 FY2018**

**Provider/Program Name: Little Debbie's Second Chance Home, Inc. - dba Ida's Cove III (5111) - CCI**

<b>994 Millard Road, Stone Mountain, GA 30088</b>  <b>Phone: 404-296-1311</b>  <b>Vendor ID# 90547</b>	<b>Quarterly Scores (Grades)</b>		<b>Current Quarter Score (Grade)</b>
	<b>Q1: 100.68 (A+)</b>	<b>Q2: 108.43 (A+)</b>	<b>108.40%</b>
	<b>Q3: 108.40 (A+)</b>	<b>Q4: N/A</b>	<b>(A+)</b>

Program Census Information:	# Children in Care During Quarter: 6	# Placements During Quarter: 6	# Children in Care On Last Day: 6
-----------------------------	--------------------------------------	--------------------------------	-----------------------------------

	<b>Avg Performance All CCIs (%)</b>	<b>Provider Performance (%)*</b>	<b>Possible Points (Weight)</b>	<b>Provider Points Earned</b>
--	-------------------------------------	----------------------------------	---------------------------------	-------------------------------

**OPM Monitoring Reviews**

Annual Comprehensive Reviews	87%	95%	25	23.76
Safety Reviews	94%	98%	15	14.67
<b>Monitoring Sub-Total</b>			<b>40</b>	<b>38.43</b>

**CCI Safety Outcomes**

Incidence of Maltreatment	0.05%	No Substantiated Reports	10	10.00
Staff Training/Foundations	95%	100%	5	5.00
Staff Safety Checks	95%	100%	5	5.00
<b>Safety Sub-Total</b>			<b>20</b>	<b>20.00</b>

**CCI Permanency Outcomes**

Placement Stability	90%	100%	15	15.00
<b>Permanency Sub-Total</b>			<b>15</b>	<b>15.00</b>

**CCI Well-Being Outcomes**

EPSDT Medical Visits	94%	100%	9.1	9.08
EPSDT Dental Visits	90%	100%	9.1	9.08
Academic Supports	79%	100%	6.8	6.81
Provider ECEM Visits	93%	Not Eligible	N/A	
Provider General Contacts	93%	Not Eligible	N/A	
Placements with Siblings	38%	0%	Not Scored	Not Scored
Placements within Legal County	16%	0%	Not Scored	Not Scored
<b>Well-Being Sub-Total</b>			<b>25</b>	<b>24.97</b>

\*Performance calculation descriptions can be found in the FY 2018 RBWO PBP Measurements and Standards Guide.

<b>Monitoring &amp; Outcomes: Possible Points = 100</b>		<b>Points Earned = 98.40</b>	
<b>Score Before Incentives Credit</b>		<b>98.40%</b>	
<b>Incentives Awarded</b>		<b>10.00 pts</b>	
<b>PBP Verification</b>		<b>N/A pts</b>	
<b>Total Score</b>		<b>108.40%</b>	



DHS, DFCS, Office of Provider Management  
**Performance-Based Placement Measures**  
**RBWO Provider GA+SCORECARD - CCI**



Report Quarter: Q3 FY2018

**Provider/Program Name: Little Debbie's Second Chance Home, Inc. - dba Ida's Cove III (5111) - CCI**

Program Census Information:		# Children in Care During Quarter: 6	# Placements During Quarter: 6	# Children in Care On Last Day: 6
CCI Incentive Credits	Avg Performance All CCIs (Points)	Provider Performance (%)*	Possible Points (Weight)	Provider Points Earned
Early EPSDT Medical Visits		100%	2	2.00
Early EPSDT Dental Visits		100%	2	2.00
Permanency Contacts		None Planned	5	
Additional Academic Supports		69%	2	1.38
Active Agency Accreditation		50%	4	2.00
Staff Clinical Licensure		0%	5	0.00
Behavior Management (threshold = 0)		100%	4	4.00
<b>Incentives Total</b>	<b>7.65</b>		<b>24</b>	<b>11.38</b>
Maximum total combined incentive credit allowed is 10 points.			<b>Incentives Awarded</b>	<b>10.00</b>

\*Performance calculation descriptions can be found in the FY 2018 RBWO PBP Measurements and Standards Guide.

**Child Protective Services Investigations and Dispositions**

The following investigations data, which is not used for scoring but is considered significant to a provider's performance, is from Georgia SHINES and is not considered final or complete until the end of the fiscal year.

Total Reports:	0
Number Screened In:	0
Number Screened Out:	0
Number Substantiated:	0
Number Unsubstantiated:	0
Number Active CPS Investigations:	0



DHS, DFCS, Office of Provider Management  
**Performance-Based Placement Measures**  
**RBWO Provider GA+SCORECARD - CCI**



Report Quarter: Q3 FY2018

**Provider/Program Name: Little Debbie's Second Chance Home, Inc. - DePauw (5207) - CCI**

4098 DePauw Way, Decatur, GA 30034

Phone: 404-296-1311

Vendor ID# 133660

Quarterly Scores (Grades)

Current Quarter Score (Grade)

Q1: 100.86 (A+)

Q2: 102.59 (A+)

105.15%

Q3: 105.15 (A+)

Q4: N/A

(A+)

Program Census Information:

# Children in Care During Quarter: 8

# Placements During Quarter: 8

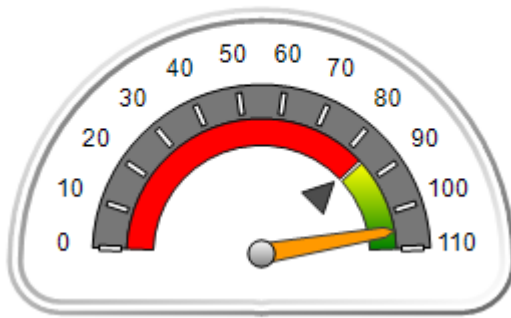
# Children in Care On Last Day: 5

**Quarterly Provider Comparisons to All CCIs**

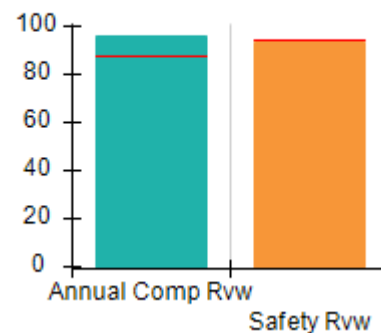


indicates average for all CCIs

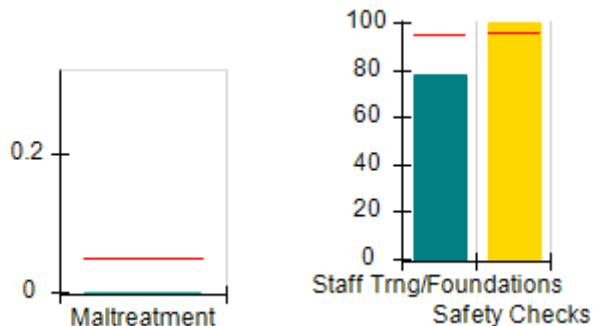
Overall Score (%)



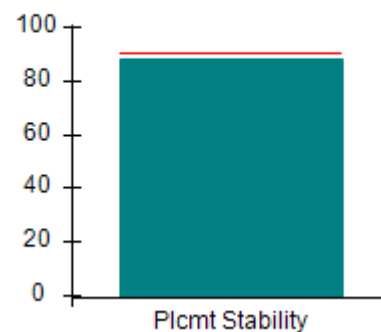
OPM Monitoring Reviews (%)



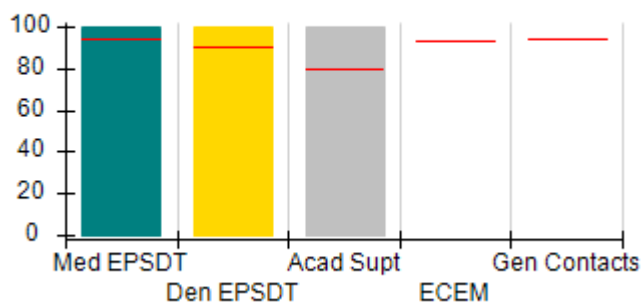
Safety Outcomes (%)



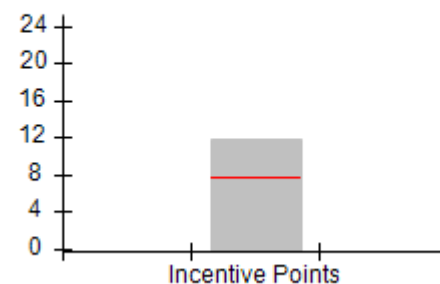
Permanency Outcomes (%)



Well-Being Outcomes (%)



Incentives Earned (Points)





**DHS, DFCS, Office of Provider Management**  
**Performance-Based Placement Measures**  
**RBWO Provider GA+SCORECARD - CCI**



**Report Quarter: Q3 FY2018**

**Provider/Program Name: Little Debbie's Second Chance Home, Inc. - DePauw (5207) - CCI**

<b>4098 DePauw Way, Decatur, GA 30034</b>  <b>Phone: 404-296-1311</b>  <b>Vendor ID# 133660</b>	<b>Quarterly Scores (Grades)</b>		<b>Current Quarter Score (Grade)</b>
	<b>Q1: 100.86 (A+)</b>	<b>Q2: 102.59 (A+)</b>	<b>105.15%</b>
	<b>Q3: 105.15 (A+)</b>	<b>Q4: N/A</b>	<b>(A+)</b>

Program Census Information:	# Children in Care During Quarter: 8	# Placements During Quarter: 8	# Children in Care On Last Day: 5
-----------------------------	--------------------------------------	--------------------------------	-----------------------------------

	<b>Avg Performance All CCIs (%)</b>	<b>Provider Performance (%)*</b>	<b>Possible Points (Weight)</b>	<b>Provider Points Earned</b>
--	-------------------------------------	----------------------------------	---------------------------------	-------------------------------

**OPM Monitoring Reviews**

Annual Comprehensive Reviews	87%	96%	25	24.01
Safety Reviews	94%	94%	15	14.06
<b>Monitoring Sub-Total</b>			<b>40</b>	<b>38.08</b>

**CCI Safety Outcomes**

Incidence of Maltreatment	0.05%	No Substantiated Reports	10	10.00
Staff Training/Foundations	95%	78%	5	3.90
Staff Safety Checks	95%	100%	5	5.00
<b>Safety Sub-Total</b>			<b>20</b>	<b>18.90</b>

**CCI Permanency Outcomes**

Placement Stability	90%	88%	15	13.20
<b>Permanency Sub-Total</b>			<b>15</b>	<b>13.20</b>

**CCI Well-Being Outcomes**

EPSDT Medical Visits	94%	100%	9.1	9.08
EPSDT Dental Visits	90%	100%	9.1	9.08
Academic Supports	79%	100%	6.8	6.81
Provider ECEM Visits	93%	Not Eligible	N/A	
Provider General Contacts	93%	Not Eligible	N/A	
Placements with Siblings	38%	0%	Not Scored	Not Scored
Placements within Legal County	16%	0%	Not Scored	Not Scored
<b>Well-Being Sub-Total</b>			<b>25</b>	<b>24.97</b>

\*Performance calculation descriptions can be found in the FY 2018 RBWO PBP Measurements and Standards Guide.

<b>Monitoring &amp; Outcomes: Possible Points = 100</b>		<b>Points Earned = 95.15</b>	
<b>Score Before Incentives Credit</b>		<b>95.15%</b>	
<b>Incentives Awarded</b>		<b>10.00 pts</b>	
<b>PBP Verification</b>		<b>N/A pts</b>	
<b>Total Score</b>		<b>105.15%</b>	



DHS, DFCS, Office of Provider Management  
**Performance-Based Placement Measures**  
**RBWO Provider GA+SCORECARD - CCI**



Report Quarter: Q3 FY2018

**Provider/Program Name: Little Debbie's Second Chance Home, Inc. - DePauw (5207) - CCI**

Program Census Information:		# Children in Care During Quarter: 8	# Placements During Quarter: 8	# Children in Care On Last Day: 5
CCI Incentive Credits	Avg Performance All CCIs (Points)	Provider Performance (%)*	Possible Points (Weight)	Provider Points Earned
Early EPSDT Medical Visits		100%	2	2.00
Early EPSDT Dental Visits		100%	2	2.00
Permanency Contacts		None Planned	5	
Additional Academic Supports		92%	2	1.84
Active Agency Accreditation		50%	4	2.00
Staff Clinical Licensure		0%	5	0.00
Behavior Management (threshold = 0)		100%	4	4.00
<b>Incentives Total</b>	<b>7.65</b>		<b>24</b>	<b>11.84</b>
Maximum total combined incentive credit allowed is 10 points.			<b>Incentives Awarded</b>	<b>10.00</b>

\*Performance calculation descriptions can be found in the FY 2018 RBWO PBP Measurements and Standards Guide.

**Child Protective Services Investigations and Dispositions**

The following investigations data, which is not used for scoring but is considered significant to a provider's performance, is from Georgia SHINES and is not considered final or complete until the end of the fiscal year.

Total Reports:	0
Number Screened In:	0
Number Screened Out:	0
Number Substantiated:	0
Number Unsubstantiated:	0
Number Active CPS Investigations:	0



DHS, DFCS, Office of Provider Management  
**Performance-Based Placement Measures**  
**RBWO Provider GA+SCORECARD - CCI**



Report Quarter: Q3 FY2018

**Provider/Program Name: Little Debbie's Second Chance Home, Inc. - Ellenwood (966) - CCI**

4001 Weelaunee Road, Ellenwood, GA 30294

Phone: 404-296-1311

Vendor ID# 100782

Quarterly Scores (Grades)

Current Quarter Score (Grade)

Q1: 95.04 (A)

Q2: 106.98 (A+)

100.81%

Q3: 100.81 (A+)

Q4: N/A

(A+)

Program Census Information:

# Children in Care During Quarter: 6

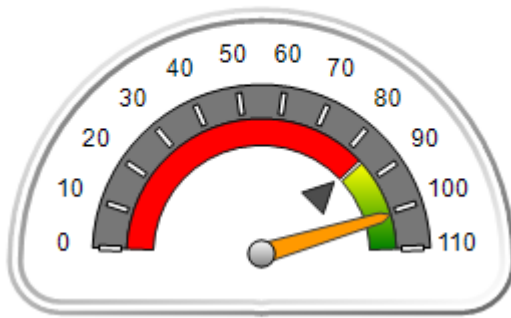
# Placements During Quarter: 6

# Children in Care On Last Day: 2

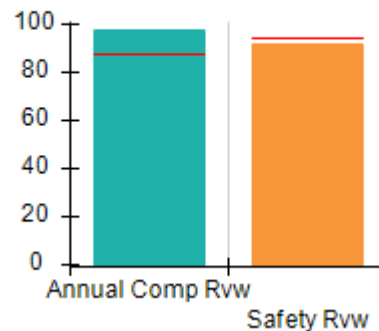
**Quarterly Provider Comparisons to All CCIs**

▼ indicates average for all CCIs

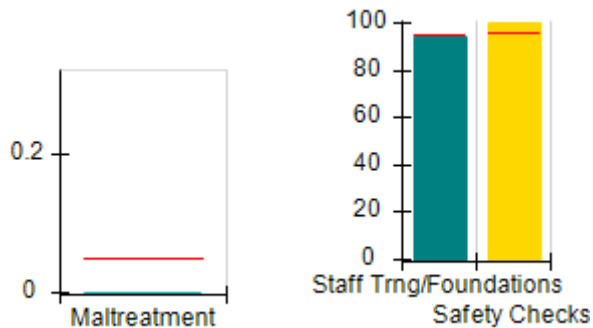
Overall Score (%)



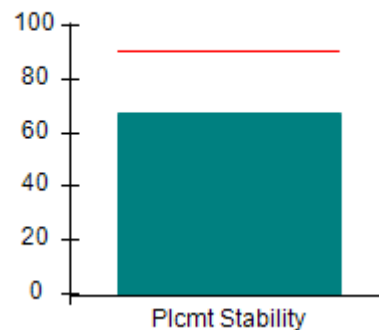
OPM Monitoring Reviews (%)



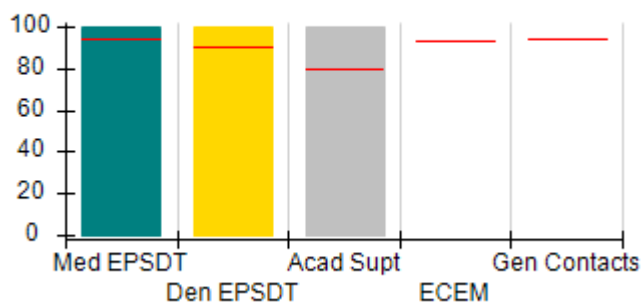
Safety Outcomes (%)



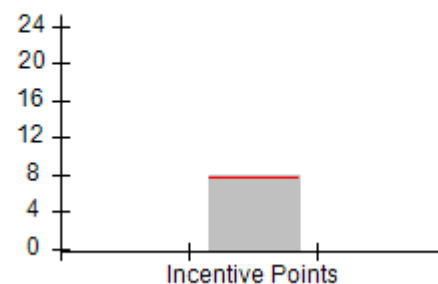
Permanency Outcomes (%)



Well-Being Outcomes (%)



Incentives Earned (Points)





DHS, DFCS, Office of Provider Management  
**Performance-Based Placement Measures**  
**RBWO Provider GA+SCORECARD - CCI**



Report Quarter: Q3 FY2018

**Provider/Program Name: Little Debbie's Second Chance Home, Inc. - Ellenwood (966) - CCI**

<b>4001 Weelaunee Road, Ellenwood, GA 30294</b>  <b>Phone: 404-296-1311</b>  <b>Vendor ID# 100782</b>	<b>Quarterly Scores (Grades)</b>		<b>Current Quarter Score (Grade)</b>
	<b>Q1: 95.04 (A)</b>	<b>Q2: 106.98 (A+)</b>	<b>100.81% (A+)</b>
	<b>Q3: 100.81 (A+)</b>	<b>Q4: N/A</b>	

Program Census Information:	# Children in Care During Quarter: 6	# Placements During Quarter: 6	# Children in Care On Last Day: 2
-----------------------------	--------------------------------------	--------------------------------	-----------------------------------

	<b>Avg Performance All CCIs (%)</b>	<b>Provider Performance (%)*</b>	<b>Possible Points (Weight)</b>	<b>Provider Points Earned</b>
--	-------------------------------------	----------------------------------	---------------------------------	-------------------------------

**OPM Monitoring Reviews**

Annual Comprehensive Reviews	87%	97%	25	24.36
Safety Reviews	94%	92%	15	13.73
<b>Monitoring Sub-Total</b>			<b>40</b>	<b>38.09</b>

**CCI Safety Outcomes**

Incidence of Maltreatment	0.05%	No Substantiated Reports	10	10.00
Staff Training/Foundations	95%	94%	5	4.70
Staff Safety Checks	95%	100%	5	5.00
<b>Safety Sub-Total</b>			<b>20</b>	<b>19.70</b>

**CCI Permanency Outcomes**

Placement Stability	90%	67%	15	10.05
<b>Permanency Sub-Total</b>			<b>15</b>	<b>10.05</b>

**CCI Well-Being Outcomes**

EPSDT Medical Visits	94%	100%	9.1	9.08
EPSDT Dental Visits	90%	100%	9.1	9.08
Academic Supports	79%	100%	6.8	6.81
Provider ECEM Visits	93%	Not Eligible	N/A	
Provider General Contacts	93%	Not Eligible	N/A	
Placements with Siblings	38%	100%	Not Scored	Not Scored
Placements within Legal County	16%	0%	Not Scored	Not Scored
<b>Well-Being Sub-Total</b>			<b>25</b>	<b>24.97</b>

\*Performance calculation descriptions can be found in the FY 2018 RBWO PBP Measurements and Standards Guide.

<b>Monitoring &amp; Outcomes: Possible Points = 100</b>	<b>Points Earned = 92.81</b>
<b>Score Before Incentives Credit</b>	<b>92.81%</b>
<b>Incentives Awarded</b>	<b>8.00 pts</b>
<b>PBP Verification</b>	<b>N/A pts</b>
<b>Total Score</b>	<b>100.81%</b>



DHS, DFCS, Office of Provider Management  
**Performance-Based Placement Measures**  
**RBWO Provider GA+SCORECARD - CCI**  
Report Quarter: Q3 FY2018



**Provider/Program Name: Little Debbie's Second Chance Home, Inc. - Ellenwood (966) - CCI**

Program Census Information:		# Children in Care During Quarter: 6	# Placements During Quarter: 6	# Children in Care On Last Day: 2
CCI Incentive Credits	Avg Performance All CCIs (Points)	Provider Performance (%)*	Possible Points (Weight)	Provider Points Earned
Early EPSDT Medical Visits		Not Eligible	2	
Early EPSDT Dental Visits		Not Eligible	2	
Permanency Contacts		None Planned	5	
Additional Academic Supports		100%	2	2.00
Active Agency Accreditation		50%	4	2.00
Staff Clinical Licensure		0%	5	0.00
Behavior Management (threshold = 0)		100%	4	4.00
<b>Incentives Total</b>	<b>7.65</b>		<b>24</b>	<b>8.00</b>
Maximum total combined incentive credit allowed is 10 points.			<b>Incentives Awarded</b>	<b>8.00</b>

\*Performance calculation descriptions can be found in the FY 2018 RBWO PBP Measurements and Standards Guide.

**Child Protective Services Investigations and Dispositions**

The following investigations data, which is not used for scoring but is considered significant to a provider's performance, is from Georgia SHINES and is not considered final or complete until the end of the fiscal year.

Total Reports:	1
Number Screened In:	0
Number Screened Out:	1
Number Substantiated:	0
Number Unsubstantiated:	0
Number Active CPS Investigations:	0





DHS, DFCS, Office of Provider Management  
**Performance-Based Placement Measures**  
**RBWO Provider GA+SCORECARD - CCI**



Report Quarter: Q3 FY2018

**Provider/Program Name: Little Debbie's Second Chance Home, Inc. - Flakes Mill (5234) - CCI**

4078 Flakes Mill Road, Decatur, GA 30034

Phone: 404-296-1311

Vendor ID# 122816

Quarterly Scores (Grades)

Current Quarter Score (Grade)

Q1: 102.45 (A+)

Q2: 104.40 (A+)

106.23%

Q3: 106.23 (A+)

Q4: N/A

(A+)

Program Census Information:

# Children in Care During Quarter: 6

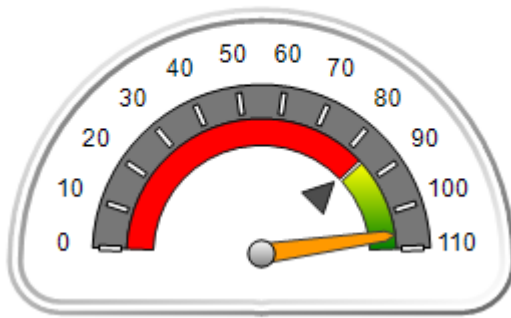
# Placements During Quarter: 6

# Children in Care On Last Day: 6

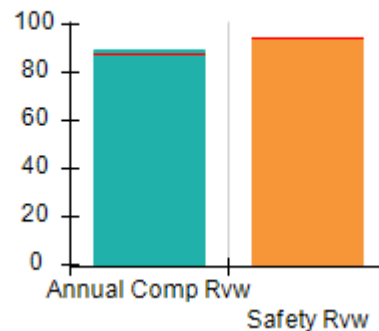
**Quarterly Provider Comparisons to All CCIs**

▼ indicates average for all CCIs

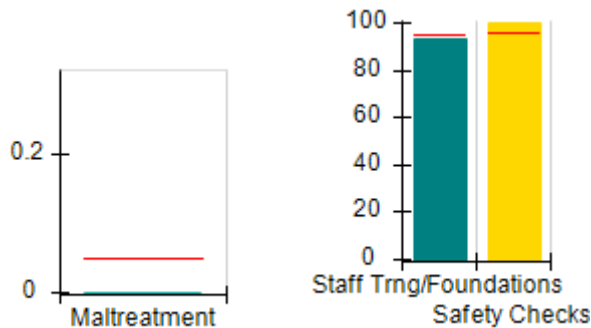
Overall Score (%)



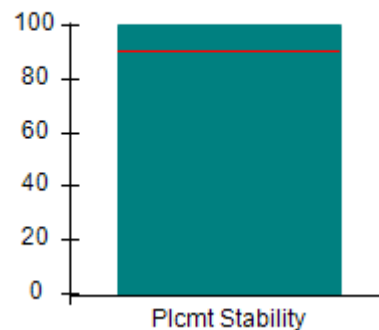
OPM Monitoring Reviews (%)



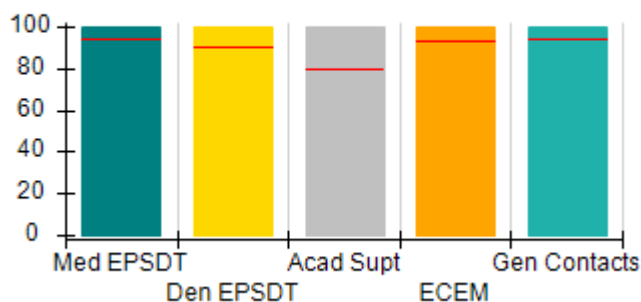
Safety Outcomes (%)



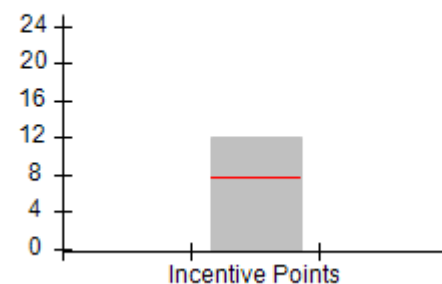
Permanency Outcomes (%)



Well-Being Outcomes (%)



Incentives Earned (Points)





DHS, DFCS, Office of Provider Management  
**Performance-Based Placement Measures**  
**RBWO Provider GA+SCORECARD - CCI**



Report Quarter: Q3 FY2018

**Provider/Program Name: Little Debbie's Second Chance Home, Inc. - Flakes Mill (5234) - CCI**

<b>4078 Flakes Mill Road, Decatur, GA 30034</b>  <b>Phone: 404-296-1311</b>  <b>Vendor ID# 122816</b>	<b>Quarterly Scores (Grades)</b>		<b>Current Quarter Score (Grade)</b>
	<b>Q1: 102.45 (A+)</b>	<b>Q2: 104.40 (A+)</b>	<b>106.23% (A+)</b>
	<b>Q3: 106.23 (A+)</b>	<b>Q4: N/A</b>	

Program Census Information:	# Children in Care During Quarter: 6	# Placements During Quarter: 6	# Children in Care On Last Day: 6
-----------------------------	--------------------------------------	--------------------------------	-----------------------------------

	<b>Avg Performance All CCIs (%)</b>	<b>Provider Performance (%)*</b>	<b>Possible Points (Weight)</b>	<b>Provider Points Earned</b>
--	-------------------------------------	----------------------------------	---------------------------------	-------------------------------

**OPM Monitoring Reviews**

Annual Comprehensive Reviews	87%	90%	25	22.42
Safety Reviews	94%	94%	15	14.16
<b>Monitoring Sub-Total</b>			<b>40</b>	<b>36.58</b>

**CCI Safety Outcomes**

Incidence of Maltreatment	0.05%	No Substantiated Reports	10	10.00
Staff Training/Foundations	95%	93%	5	4.65
Staff Safety Checks	95%	100%	5	5.00
<b>Safety Sub-Total</b>			<b>20</b>	<b>19.65</b>

**CCI Permanency Outcomes**

Placement Stability	90%	100%	15	15.00
<b>Permanency Sub-Total</b>			<b>15</b>	<b>15.00</b>

**CCI Well-Being Outcomes**

EPSDT Medical Visits	94%	100%	4	4.00
EPSDT Dental Visits	90%	100%	4	4.00
Academic Supports	79%	100%	3	3.00
Provider ECEM Visits	93%	100%	7	7.00
Provider General Contacts	93%	100%	7	7.00
Placements with Siblings	38%	50%	Not Scored	Not Scored
Placements within Legal County	16%	Not Eligible	Not Scored	Not Scored
<b>Well-Being Sub-Total</b>			<b>25</b>	<b>25.00</b>

\*Performance calculation descriptions can be found in the FY 2018 RBWO PBP Measurements and Standards Guide.

<b>Monitoring &amp; Outcomes: Possible Points = 100</b>	<b>Points Earned = 96.23</b>
<b>Score Before Incentives Credit</b>	<b>96.23%</b>
<b>Incentives Awarded</b>	<b>10.00 pts</b>
<b>PBP Verification</b>	<b>N/A pts</b>
<b>Total Score</b>	<b>106.23%</b>



DHS, DFCS, Office of Provider Management  
**Performance-Based Placement Measures**  
**RBWO Provider GA+SCORECARD - CCI**  
Report Quarter: Q3 FY2018



**Provider/Program Name: Little Debbie's Second Chance Home, Inc. - Flakes Mill (5234) - CCI**

Program Census Information:		# Children in Care During Quarter: 6	# Placements During Quarter: 6	# Children in Care On Last Day: 6
CCI Incentive Credits	Avg Performance All CCIs (Points)	Provider Performance (%)*	Possible Points (Weight)	Provider Points Earned
Early EPSDT Medical Visits		100%	2	2.00
Early EPSDT Dental Visits		100%	2	2.00
Permanency Contacts		None Planned	5	
Additional Academic Supports		100%	2	2.00
Active Agency Accreditation		50%	4	2.00
Staff Clinical Licensure		0%	5	0.00
Behavior Management (threshold = 0)		100%	4	4.00
<b>Incentives Total</b>	<b>7.65</b>		<b>24</b>	<b>12.00</b>
Maximum total combined incentive credit allowed is 10 points.			<b>Incentives Awarded</b>	<b>10.00</b>

\*Performance calculation descriptions can be found in the FY 2018 RBWO PBP Measurements and Standards Guide.

**Child Protective Services Investigations and Dispositions**

The following investigations data, which is not used for scoring but is considered significant to a provider's performance, is from Georgia SHINES and is not considered final or complete until the end of the fiscal year.

Total Reports:	0
Number Screened In:	0
Number Screened Out:	0
Number Substantiated:	0
Number Unsubstantiated:	0
Number Active CPS Investigations:	0



DHS, DFCS, Office of Provider Management  
**Performance-Based Placement Measures**  
**RBWO Provider GA+SCORECARD - CCI**



Report Quarter: Q3 FY2018

**Provider/Program Name: Little Debbie's Second Chance Home, Inc. - Joseph's Ladder (5133) - CCI**

411 Rays Road, Stone Mountain, GA 30083

Phone: 404-296-1311

Vendor ID# 111817

Quarterly Scores (Grades)

Q1: 100.81 (A+)

Q2: 101.49 (A+)

Q3: 105.29 (A+)

Q4: N/A

Current Quarter Score (Grade)

105.29%

(A+)

Program Census Information:

# Children in Care During Quarter: 7

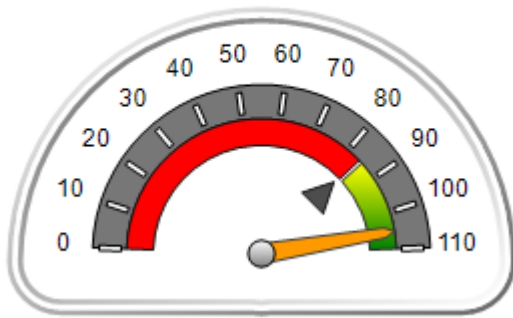
# Placements During Quarter: 7

# Children in Care On Last Day: 5

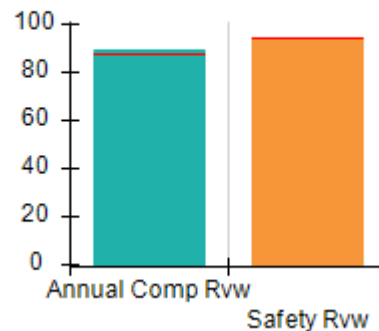
**Quarterly Provider Comparisons to All CCIs**

▼ indicates average for all CCIs

Overall Score (%)



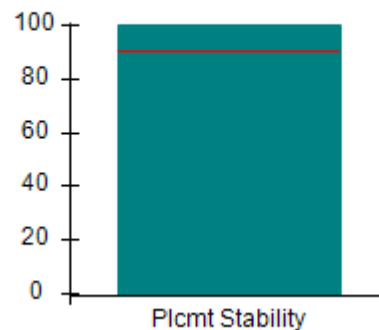
OPM Monitoring Reviews (%)



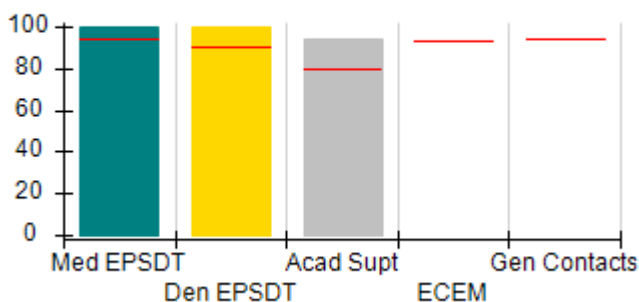
Safety Outcomes (%)



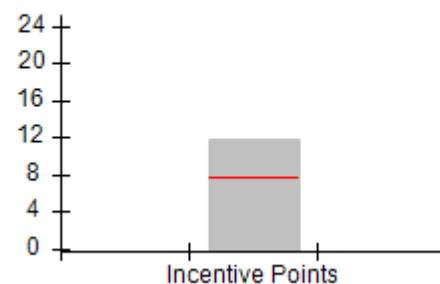
Permanency Outcomes (%)



Well-Being Outcomes (%)



Incentives Earned (Points)





**DHS, DFCS, Office of Provider Management**  
**Performance-Based Placement Measures**  
**RBWO Provider GA+SCORECARD - CCI**



**Report Quarter: Q3 FY2018**

**Provider/Program Name: Little Debbie's Second Chance Home, Inc. - Joseph's Ladder (5133) - CCI**

<b>411 Rays Road, Stone Mountain, GA 30083</b>  <b>Phone: 404-296-1311</b>  <b>Vendor ID# 111817</b>	<b>Quarterly Scores (Grades)</b>		<b>Current Quarter Score (Grade)</b>
	<b>Q1: 100.81 (A+)</b>	<b>Q2: 101.49 (A+)</b>	<b>105.29%</b>
	<b>Q3: 105.29 (A+)</b>	<b>Q4: N/A</b>	<b>(A+)</b>

<b>Program Census Information:</b>	<b># Children in Care During Quarter: 7</b>	<b># Placements During Quarter: 7</b>	<b># Children in Care On Last Day: 5</b>
------------------------------------	---	---------------------------------------	--

	<b>Avg Performance All CCIs (%)</b>	<b>Provider Performance (%)*</b>	<b>Possible Points (Weight)</b>	<b>Provider Points Earned</b>
--	-------------------------------------	----------------------------------	---------------------------------	-------------------------------

**OPM Monitoring Reviews**

Annual Comprehensive Reviews	87%	89%	25	22.33
Safety Reviews	94%	95%	15	14.19
<b>Monitoring Sub-Total</b>			<b>40</b>	<b>36.52</b>

**CCI Safety Outcomes**

Incidence of Maltreatment	0.05%	No Substantiated Reports	10	10.00
Staff Training/Foundations	95%	84%	5	4.20
Staff Safety Checks	95%	100%	5	5.00
<b>Safety Sub-Total</b>			<b>20</b>	<b>19.20</b>

**CCI Permanency Outcomes**

Placement Stability	90%	100%	15	15.00
<b>Permanency Sub-Total</b>			<b>15</b>	<b>15.00</b>

**CCI Well-Being Outcomes**

EPSDT Medical Visits	94%	100%	9.1	9.08
EPSDT Dental Visits	90%	100%	9.1	9.08
Academic Supports	79%	94%	6.8	6.40
Provider ECEM Visits	93%	Not Eligible	N/A	
Provider General Contacts	93%	Not Eligible	N/A	
Placements with Siblings	38%	0%	Not Scored	Not Scored
Placements within Legal County	16%	0%	Not Scored	Not Scored
<b>Well-Being Sub-Total</b>			<b>25</b>	<b>24.56</b>

\*Performance calculation descriptions can be found in the FY 2018 RBWO PBP Measurements and Standards Guide.

<b>Monitoring &amp; Outcomes: Possible Points = 100</b>		<b>Points Earned = 95.29</b>	
<b>Score Before Incentives Credit</b>		<b>95.29%</b>	
<b>Incentives Awarded</b>		<b>10.00 pts</b>	
<b>PBP Verification</b>		<b>N/A pts</b>	
<b>Total Score</b>		<b>105.29%</b>	



DHS, DFCS, Office of Provider Management  
**Performance-Based Placement Measures**  
**RBWO Provider GA+SCORECARD - CCI**



Report Quarter: Q3 FY2018

**Provider/Program Name: Little Debbie's Second Chance Home, Inc. - Joseph's Ladder (5133) - CCI**

Program Census Information:		# Children in Care During Quarter: 7	# Placements During Quarter: 7	# Children in Care On Last Day: 5
CCI Incentive Credits	Avg Performance All CCIs (Points)	Provider Performance (%)*	Possible Points (Weight)	Provider Points Earned
Early EPSDT Medical Visits		100%	2	2.00
Early EPSDT Dental Visits		100%	2	2.00
Permanency Contacts		None Planned	5	
Additional Academic Supports		94%	2	1.88
Active Agency Accreditation		50%	4	2.00
Staff Clinical Licensure		0%	5	0.00
Behavior Management (threshold = 0)		100%	4	4.00
<b>Incentives Total</b>	<b>7.65</b>		<b>24</b>	<b>11.88</b>
Maximum total combined incentive credit allowed is 10 points.			<b>Incentives Awarded</b>	<b>10.00</b>

\*Performance calculation descriptions can be found in the FY 2018 RBWO PBP Measurements and Standards Guide.

### Child Protective Services Investigations and Dispositions

The following investigations data, which is not used for scoring but is considered significant to a provider's performance, is from Georgia SHINES and is not considered final or complete until the end of the fiscal year.

Total Reports:	1
Number Screened In:	0
Number Screened Out:	1
Number Substantiated:	0
Number Unsubstantiated:	0
Number Active CPS Investigations:	0



DHS, DFCS, Office of Provider Management  
**Performance-Based Placement Measures**  
**RBWO Provider GA+SCORECARD - CCI**



Report Quarter: Q3 FY2018

**Provider/Program Name: Little Debbie's Second Chance Home, Inc. - Rocky Run (5228) - CCI**

5107 Rocky Run, Stone Mountain, GA 30088

Phone: 404-296-1311

Vendor ID# 144119

Quarterly Scores (Grades)

Current Quarter Score (Grade)

Q1: 104.57 (A+)

Q2: 105.66 (A+)

105.21%

Q3: 105.21 (A+)

Q4: N/A

(A+)

Program Census Information:

# Children in Care During Quarter: 5

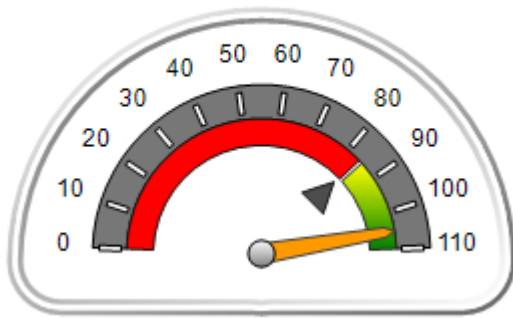
# Placements During Quarter: 5

# Children in Care On Last Day: 3

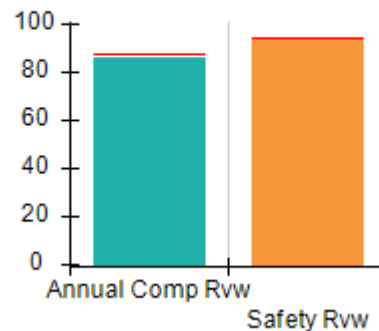
**Quarterly Provider Comparisons to All CCIs**

▼ indicates average for all CCIs

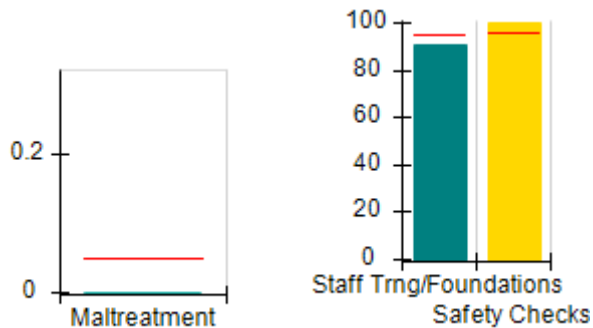
Overall Score (%)



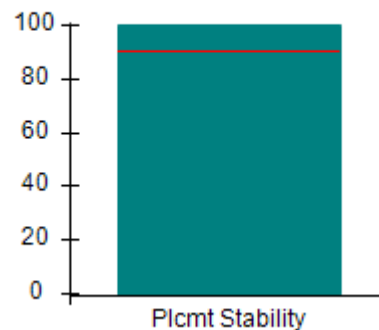
OPM Monitoring Reviews (%)



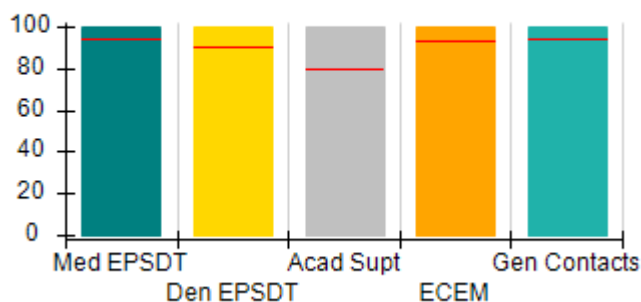
Safety Outcomes (%)



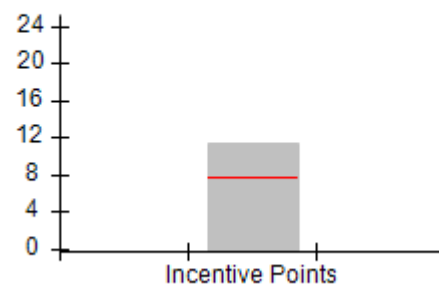
Permanency Outcomes (%)



Well-Being Outcomes (%)



Incentives Earned (Points)





**DHS, DFCS, Office of Provider Management**  
**Performance-Based Placement Measures**  
**RBWO Provider GA+SCORECARD - CCI**



**Report Quarter: Q3 FY2018**

**Provider/Program Name: Little Debbie's Second Chance Home, Inc. - Rocky Run (5228) - CCI**

<b>5107 Rocky Run, Stone Mountain, GA 30088</b>  <b>Phone: 404-296-1311</b>  <b>Vendor ID# 144119</b>	<b>Quarterly Scores (Grades)</b>		<b>Current Quarter Score (Grade)</b>
	<b>Q1: 104.57 (A+)</b>	<b>Q2: 105.66 (A+)</b>	<b>105.21%</b>
	<b>Q3: 105.21 (A+)</b>	<b>Q4: N/A</b>	<b>(A+)</b>

Program Census Information:	# Children in Care During Quarter: 5	# Placements During Quarter: 5	# Children in Care On Last Day: 3
-----------------------------	--------------------------------------	--------------------------------	-----------------------------------

	<b>Avg Performance All CCIs (%)</b>	<b>Provider Performance (%)*</b>	<b>Possible Points (Weight)</b>	<b>Provider Points Earned</b>
--	-------------------------------------	----------------------------------	---------------------------------	-------------------------------

**OPM Monitoring Reviews**

Annual Comprehensive Reviews	87%	86%	25	21.58
Safety Reviews	94%	94%	15	14.07
<b>Monitoring Sub-Total</b>			<b>40</b>	<b>35.66</b>

**CCI Safety Outcomes**

Incidence of Maltreatment	0.05%	No Substantiated Reports	10	10.00
Staff Training/Foundations	95%	91%	5	4.55
Staff Safety Checks	95%	100%	5	5.00
<b>Safety Sub-Total</b>			<b>20</b>	<b>19.55</b>

**CCI Permanency Outcomes**

Placement Stability	90%	100%	15	15.00
<b>Permanency Sub-Total</b>			<b>15</b>	<b>15.00</b>

**CCI Well-Being Outcomes**

EPSDT Medical Visits	94%	100%	4	4.00
EPSDT Dental Visits	90%	100%	4	4.00
Academic Supports	79%	100%	3	3.00
Provider ECEM Visits	93%	100%	7	7.00
Provider General Contacts	93%	100%	7	7.00
Placements with Siblings	38%	100%	Not Scored	Not Scored
Placements within Legal County	16%	50%	Not Scored	Not Scored
<b>Well-Being Sub-Total</b>			<b>25</b>	<b>25.00</b>

\*Performance calculation descriptions can be found in the FY 2018 RBWO PBP Measurements and Standards Guide.

<b>Monitoring &amp; Outcomes: Possible Points = 100</b>		<b>Points Earned = 95.21</b>	
<b>Score Before Incentives Credit</b>		<b>95.21%</b>	
<b>Incentives Awarded</b>		<b>10.00 pts</b>	
<b>PBP Verification</b>		<b>N/A pts</b>	
<b>Total Score</b>		<b>105.21%</b>	





DHS, DFCS, Office of Provider Management  
**Performance-Based Placement Measures**  
**RBWO Provider GA+SCORECARD - CCI**



Report Quarter: Q3 FY2018

**Provider/Program Name: Little Debbie's Second Chance Home, Inc. - Rocky Run (5228) - CCI**

Program Census Information:		# Children in Care During Quarter: 5	# Placements During Quarter: 5	# Children in Care On Last Day: 3
CCI Incentive Credits	Avg Performance All CCIs (Points)	Provider Performance (%)*	Possible Points (Weight)	Provider Points Earned
Early EPSDT Medical Visits		100%	2	2.00
Early EPSDT Dental Visits		100%	2	2.00
Permanency Contacts		None Planned	5	
Additional Academic Supports		67%	2	1.34
Active Agency Accreditation		50%	4	2.00
Staff Clinical Licensure		0%	5	0.00
Behavior Management (threshold = 0)		100%	4	4.00
<b>Incentives Total</b>	<b>7.65</b>		<b>24</b>	<b>11.34</b>
Maximum total combined incentive credit allowed is 10 points.			<b>Incentives Awarded</b>	<b>10.00</b>

\*Performance calculation descriptions can be found in the FY 2018 RBWO PBP Measurements and Standards Guide.

**Child Protective Services Investigations and Dispositions**

The following investigations data, which is not used for scoring but is considered significant to a provider's performance, is from Georgia SHINES and is not considered final or complete until the end of the fiscal year.

Total Reports:	0
Number Screened In:	0
Number Screened Out:	0
Number Substantiated:	0
Number Unsubstantiated:	0
Number Active CPS Investigations:	0



DHS, DFCS, Office of Provider Management

## Performance-Based Placement Measures

### RBWO Provider GA+SCORECARD - CCI



Report Quarter: Q3 FY2018

**Provider/Program Name: Little Debbie's Second Chance Home, Inc. - The Cove Maternity Home (5139) - CCI**

2046 Stablewood Cove , Lithonia, GA 30058

Phone: 770-609-6380

Vendor ID# 114774

Quarterly Scores (Grades)

Current Quarter Score (Grade)

Q1: 108.04 (A+)

Q2: 105.27 (A+)

102.11%

Q3: 102.11 (A+)

Q4: N/A

(A+)

Program Census Information:

# Children in Care During Quarter: 5

# Placements During Quarter: 5

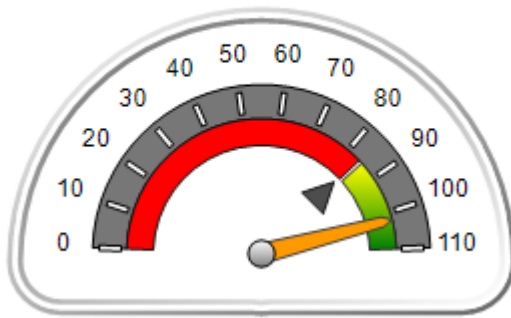
# Children in Care On Last Day: 4

### Quarterly Provider Comparisons to All CCIs

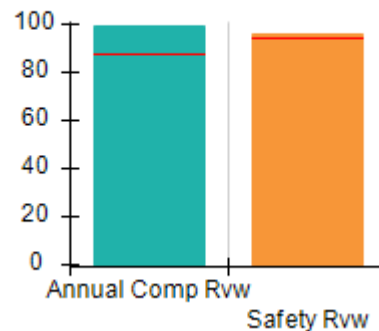


indicates average for all CCIs

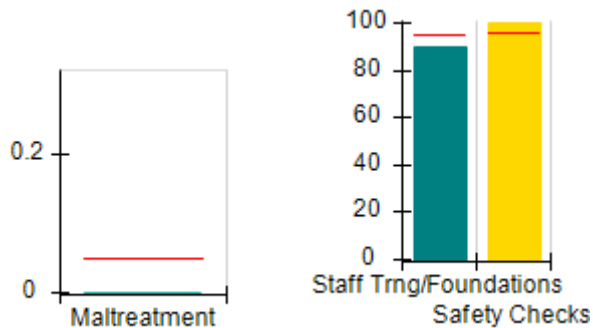
Overall Score (%)



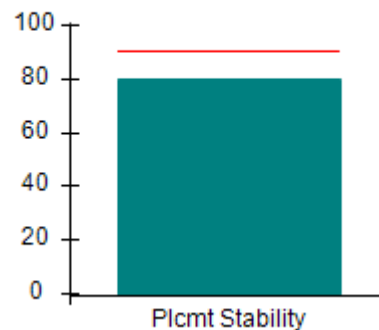
OPM Monitoring Reviews (%)



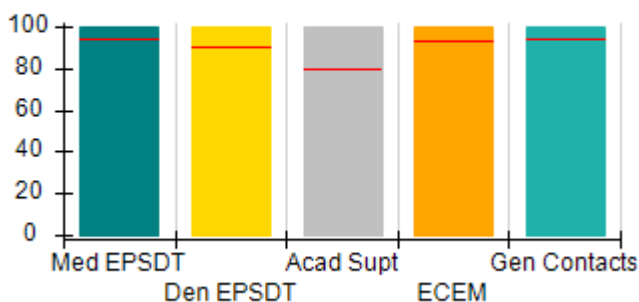
Safety Outcomes (%)



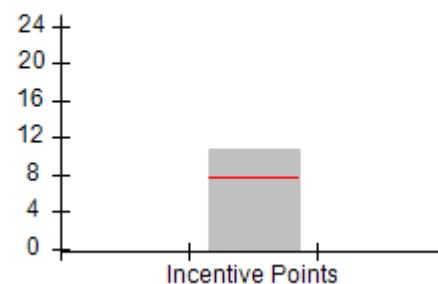
Permanency Outcomes (%)



Well-Being Outcomes (%)



Incentives Earned (Points)





**DHS, DFCS, Office of Provider Management**  
**Performance-Based Placement Measures**  
**RBWO Provider GA+SCORECARD - CCI**



**Report Quarter: Q3 FY2018**

**Provider/Program Name: Little Debbie's Second Chance Home, Inc. - The Cove Maternity Home (5139) - CCI**

<b>2046 Stablewood Cove , Lithonia, GA 30058</b>  <b>Phone: 770-609-6380</b>  <b>Vendor ID# 114774</b>	<b>Quarterly Scores (Grades)</b>		<b>Current Quarter Score (Grade)</b>
	<b>Q1: 108.04 (A+)</b>	<b>Q2: 105.27 (A+)</b>	<b>102.11%</b>
	<b>Q3: 102.11 (A+)</b>	<b>Q4: N/A</b>	<b>(A+)</b>

Program Census Information:	# Children in Care During Quarter: 5	# Placements During Quarter: 5	# Children in Care On Last Day: 4
-----------------------------	--------------------------------------	--------------------------------	-----------------------------------

	<b>Avg Performance All CCIs (%)</b>	<b>Provider Performance (%)*</b>	<b>Possible Points (Weight)</b>	<b>Provider Points Earned</b>
<b>OPM Monitoring Reviews</b>				
Annual Comprehensive Reviews	87%	99%	25	24.77
Safety Reviews	94%	96%	15	14.34
<b>Monitoring Sub-Total</b>			<b>40</b>	<b>39.11</b>
<b>CCI Safety Outcomes</b>				
Incidence of Maltreatment	0.05%	No Substantiated Reports	10	10.00
Staff Training/Foundations	95%	90%	5	4.50
Staff Safety Checks	95%	100%	5	5.00
<b>Safety Sub-Total</b>			<b>20</b>	<b>19.50</b>
<b>CCI Permanency Outcomes</b>				
Placement Stability	90%	80%	15	12.00
<b>Permanency Sub-Total</b>			<b>15</b>	<b>12.00</b>
<b>CCI Well-Being Outcomes</b>				
EPSDT Medical Visits	94%	100%	4	4.00
EPSDT Dental Visits	90%	100%	4	4.00
Academic Supports	79%	100%	3	3.00
Provider ECEM Visits	93%	100%	7	7.00
Provider General Contacts	93%	100%	7	7.00
Placements with Siblings	38%	0%	Not Scored	Not Scored
Placements within Legal County	16%	0%	Not Scored	Not Scored
<b>Well-Being Sub-Total</b>			<b>25</b>	<b>25.00</b>

\*Performance calculation descriptions can be found in the FY 2018 RBWO PBP Measurements and Standards Guide.

<b>Monitoring &amp; Outcomes: Possible Points = 100</b>		<b>Points Earned = 95.61</b>	
<b>Score Before Incentives Credit</b>		<b>95.61%</b>	
<b>Incentives Awarded</b>		<b>10.00 pts</b>	
<b>PBP Verification</b>		<b>-3.50 pts</b>	
<b>Total Score</b>		<b>102.11%</b>	



DHS, DFCS, Office of Provider Management  
**Performance-Based Placement Measures**  
**RBWO Provider GA+SCORECARD - CCI**



Report Quarter: Q3 FY2018

**Provider/Program Name: Little Debbie's Second Chance Home, Inc. - The Cove Maternity Home (5139) - CCI**

Program Census Information:		# Children in Care During Quarter: 5	# Placements During Quarter: 5	# Children in Care On Last Day: 4
CCI Incentive Credits	Avg Performance All CCIs (Points)	Provider Performance (%)*	Possible Points (Weight)	Provider Points Earned
Early EPSDT Medical Visits		100%	2	2.00
Early EPSDT Dental Visits		100%	2	2.00
Permanency Contacts		None Planned	5	
Additional Academic Supports		38%	2	0.76
Active Agency Accreditation		50%	4	2.00
Staff Clinical Licensure		0%	5	0.00
Behavior Management (threshold = 0)		100%	4	4.00
<b>Incentives Total</b>	<b>7.65</b>		<b>24</b>	<b>10.76</b>
Maximum total combined incentive credit allowed is 10 points.			<b>Incentives Awarded</b>	<b>10.00</b>

\*Performance calculation descriptions can be found in the FY 2018 RBWO PBP Measurements and Standards Guide.

**Child Protective Services Investigations and Dispositions**

The following investigations data, which is not used for scoring but is considered significant to a provider's performance, is from Georgia SHINES and is not considered final or complete until the end of the fiscal year.

Total Reports:	0
Number Screened In:	0
Number Screened Out:	0
Number Substantiated:	0
Number Unsubstantiated:	0
Number Active CPS Investigations:	0



DHS, DFCS, Office of Provider Management

## Performance-Based Placement Measures

### RBWO Provider GA+SCORECARD - CCI



Report Quarter: Q3 FY2018

**Provider/Program Name: Macedonia Christian Ministries Inc. - dba Camp David Vision of Hope (5318) - CCI**

585 Macedonia Church Rd., Hamilton, GA 31811

Phone: 706-628-8934

Vendor ID# 138557

Quarterly Scores (Grades)

Current Quarter Score (Grade)

Q1: (N/A)

Q2: 87.36 (B+)

100.04%

Q3: 100.04 (A+)

Q4: N/A

(A+)

Program Census Information:

# Children in Care During Quarter: 10

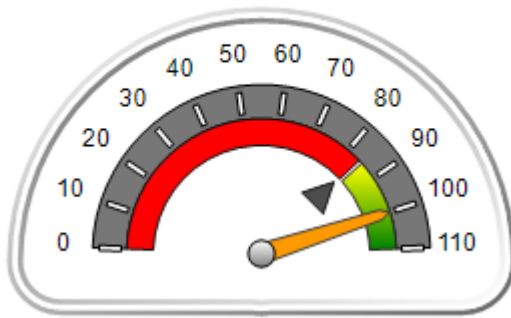
# Placements During Quarter: 10

# Children in Care On Last Day: 6

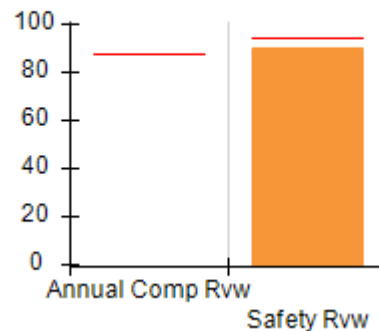
### Quarterly Provider Comparisons to All CCIs

▼ indicates average for all CCIs

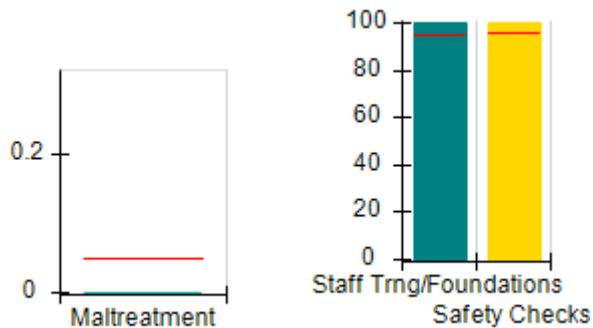
Overall Score (%)



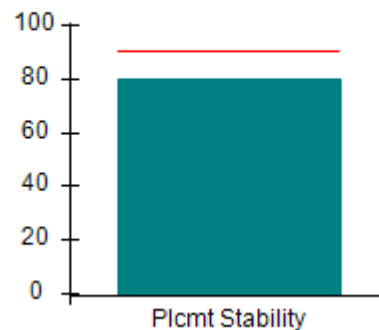
OPM Monitoring Reviews (%)



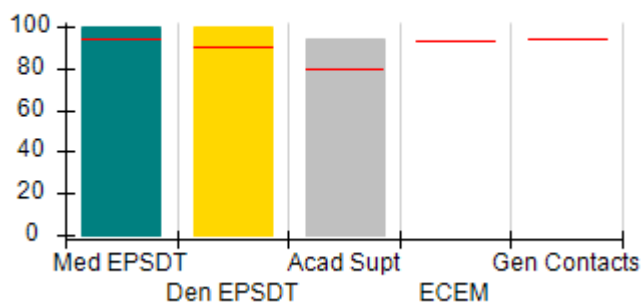
Safety Outcomes (%)



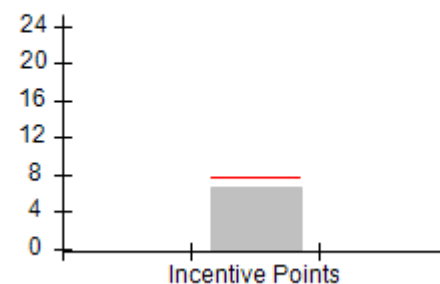
Permanency Outcomes (%)



Well-Being Outcomes (%)



Incentives Earned (Points)





## Performance-Based Placement Measures

### RBWO Provider GA+SCORECARD - CCI

Report Quarter: Q3 FY2018

**Provider/Program Name: Macedonia Christian Ministries Inc. - dba Camp David Vision of Hope (5318) - CCI**

<b>585 Macedonia Church Rd., Hamilton, GA 31811</b>  <b>Phone: 706-628-8934</b>  <b>Vendor ID# 138557</b>	<b>Quarterly Scores (Grades)</b>		<b>Current Quarter Score (Grade)</b>
	<b>Q1: (N/A)</b>	<b>Q2: 87.36 (B+)</b>	<b>100.04% (A+)</b>
	<b>Q3: 100.04 (A+)</b>	<b>Q4: N/A</b>	

Program Census Information:	# Children in Care During Quarter: 10	# Placements During Quarter: 10	# Children in Care On Last Day: 6
-----------------------------	---------------------------------------	---------------------------------	-----------------------------------

	<b>Avg Performance All CCIs (%)</b>	<b>Provider Performance (%)*</b>	<b>Possible Points (Weight)</b>	<b>Provider Points Earned</b>
--	-------------------------------------	----------------------------------	---------------------------------	-------------------------------

#### OPM Monitoring Reviews

Annual Comprehensive Reviews	87%	Not Yet Conducted		
Safety Reviews	94%	90%	15	13.50
<b>Monitoring Sub-Total</b>			<b>15</b>	<b>13.50</b>

#### CCI Safety Outcomes

Incidence of Maltreatment	0.05%	No Substantiated Reports	10	10.00
Staff Training/Foundations	95%	100%	5	5.00
Staff Safety Checks	95%	100%	5	5.00
<b>Safety Sub-Total</b>			<b>20</b>	<b>20.00</b>

#### CCI Permanency Outcomes

Placement Stability	90%	80%	15	12.00
<b>Permanency Sub-Total</b>			<b>15</b>	<b>12.00</b>

#### CCI Well-Being Outcomes

EPSDT Medical Visits	94%	100%	9.1	9.08
EPSDT Dental Visits	90%	100%	9.1	9.08
Academic Supports	79%	94%	6.8	6.40
Provider ECEM Visits	93%	Not Eligible	N/A	
Provider General Contacts	93%	Not Eligible	N/A	
Placements with Siblings	38%	Not Eligible	Not Scored	Not Scored
Placements within Legal County	16%	0%	Not Scored	Not Scored
<b>Well-Being Sub-Total</b>			<b>25</b>	<b>24.56</b>

\*Performance calculation descriptions can be found in the FY 2018 RBWO PBP Measurements and Standards Guide.

<b>Monitoring &amp; Outcomes: Possible Points = 75</b>	<b>Points Earned = 70.06</b>
<b>Score Before Incentives Credit</b>	<b>93.42%</b>
<b>Incentives Awarded</b>	<b>6.62 pts</b>
<b>PBP Verification</b>	<b>N/A pts</b>
<b>Total Score</b>	<b>100.04%</b>



DHS, DFCS, Office of Provider Management  
**Performance-Based Placement Measures**  
**RBWO Provider GA+SCORECARD - CCI**



Report Quarter: Q3 FY2018

**Provider/Program Name: Macedonia Christian Ministries Inc. - dba Camp David Vision of Hope (5318) - CCI**

Program Census Information:		# Children in Care During Quarter: 10	# Placements During Quarter: 10	# Children in Care On Last Day: 6
CCI Incentive Credits	Avg Performance All CCIs (Points)	Provider Performance (%)*	Possible Points (Weight)	Provider Points Earned
Early EPSDT Medical Visits		100%	2	2.00
Early EPSDT Dental Visits		Not Eligible	2	
Permanency Contacts		0%	5	0.00
Additional Academic Supports		31%	2	0.62
Active Agency Accreditation		0%	4	0.00
Staff Clinical Licensure		0%	5	0.00
Behavior Management (threshold = 0)		100%	4	4.00
<b>Incentives Total</b>	<b>7.65</b>		<b>24</b>	<b>6.62</b>
Maximum total combined incentive credit allowed is 10 points.			<b>Incentives Awarded</b>	<b>6.62</b>

\*Performance calculation descriptions can be found in the FY 2018 RBWO PBP Measurements and Standards Guide.

**Child Protective Services Investigations and Dispositions**

The following investigations data, which is not used for scoring but is considered significant to a provider's performance, is from Georgia SHINES and is not considered final or complete until the end of the fiscal year.

Total Reports:	0
Number Screened In:	0
Number Screened Out:	0
Number Substantiated:	0
Number Unsubstantiated:	0
Number Active CPS Investigations:	0



**DHS, DFCS, Office of Provider Management**  
**Performance-Based Placement Measures**  
**RBWO Provider GA+SCORECARD - CCI**  
**Report Quarter: Q3 FY2018**



**Provider/Program Name: Marcella's Community Safe House - (5173) - CCI**

**1286 Shuman Road, Statesboro, GA 30461**

**Phone: 912-587-7496**

**Vendor ID# 121477**

**Quarterly Scores (Grades)**

**Q1: 91.48 (A-)**

**Q2: 91.33 (A-)**

**Q3: 93.94 (A-)**

**Q4: N/A**

**Current Quarter Score (Grade)**

**93.94%**

**(A-)**

Program Census Information:

# Children in Care During Quarter: 10

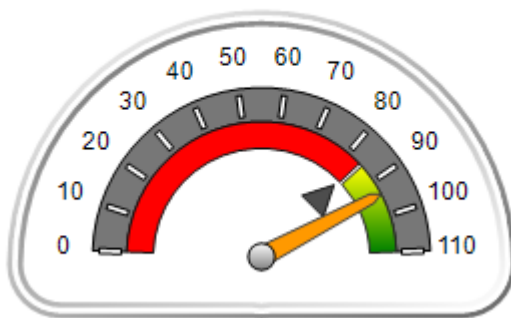
# Placements During Quarter: 10

# Children in Care On Last Day: 5

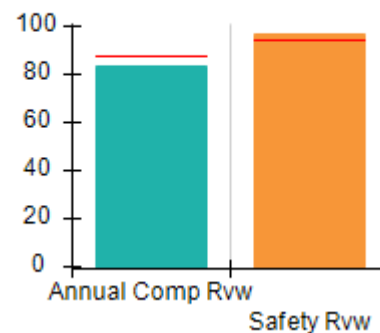
**Quarterly Provider Comparisons to All CCIs**

▼ — indicates average for all CCIs

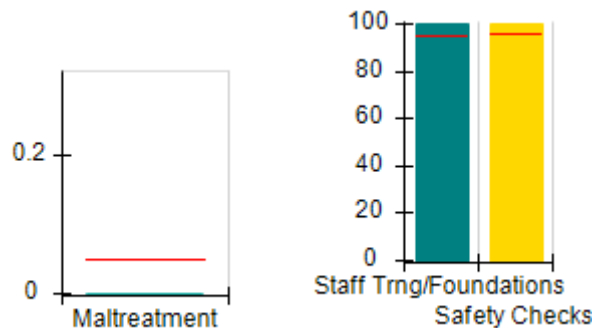
**Overall Score (%)**



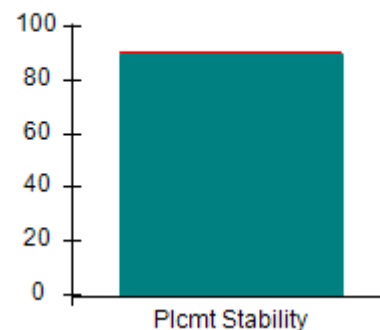
**OPM Monitoring Reviews (%)**



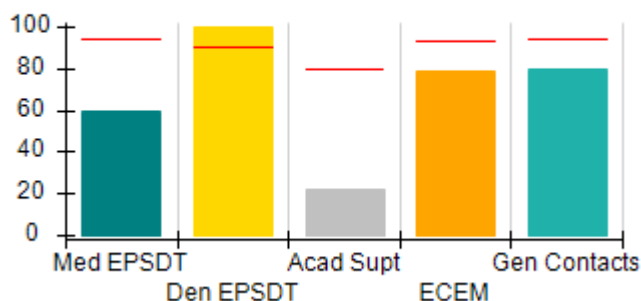
**Safety Outcomes (%)**



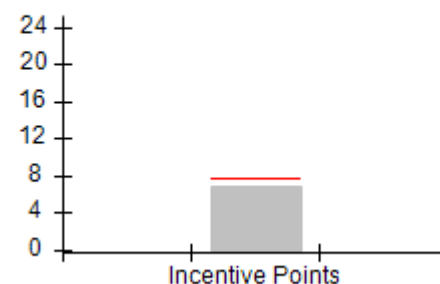
**Permanency Outcomes (%)**



**Well-Being Outcomes (%)**



**Incentives Earned (Points)**







**DHS, DFCS, Office of Provider Management**  
**Performance-Based Placement Measures**  
**RBWO Provider GA+SCORECARD - CCI**  
**Report Quarter: Q3 FY2018**



<b>Provider/Program Name: Marcella's Community Safe House - (5173) - CCI</b>				
<b>1286 Shuman Road, Statesboro, GA 30461</b>		<b>Quarterly Scores (Grades)</b>		<b>Current Quarter Score (Grade)</b>
<b>Phone: 912-587-7496</b>		<b>Q1: 91.48 (A-)</b>	<b>Q2: 91.33 (A-)</b>	<b>93.94% (A-)</b>
<b>Vendor ID# 121477</b>		<b>Q3: 93.94 (A-)</b>	<b>Q4: N/A</b>	
Program Census Information:		# Children in Care During Quarter: 10	# Placements During Quarter: 10	# Children in Care On Last Day: 5
	<b>Avg Performance All CCIs (%)</b>	<b>Provider Performance (%)*</b>	<b>Possible Points (Weight)</b>	<b>Provider Points Earned</b>
<b>OPM Monitoring Reviews</b>				
Annual Comprehensive Reviews	87%	83%	25	20.79
Safety Reviews	94%	97%	15	14.58
<b>Monitoring Sub-Total</b>			<b>40</b>	<b>35.37</b>
<b>CCI Safety Outcomes</b>				
Incidence of Maltreatment	0.05%	No Substantiated Reports	10	10.00
Staff Training/Foundations	95%	100%	5	5.00
Staff Safety Checks	95%	100%	5	5.00
<b>Safety Sub-Total</b>			<b>20</b>	<b>20.00</b>
<b>CCI Permanency Outcomes</b>				
Placement Stability	90%	90%	15	13.50
<b>Permanency Sub-Total</b>			<b>15</b>	<b>13.50</b>
<b>CCI Well-Being Outcomes</b>				
EPSDT Medical Visits	94%	60%	4	2.40
EPSDT Dental Visits	90%	100%	4	4.00
Academic Supports	79%	22%	3	0.66
Provider ECEM Visits	93%	79%	7	5.53
Provider General Contacts	93%	80%	7	5.60
Placements with Siblings	38%	Not Eligible	Not Scored	Not Scored
Placements within Legal County	16%	17%	Not Scored	Not Scored
<b>Well-Being Sub-Total</b>			<b>25</b>	<b>18.19</b>
*Performance calculation descriptions can be found in the FY 2018 RBWO PBP Measurements and Standards Guide.				

<b>Monitoring &amp; Outcomes: Possible Points = 100</b>	<b>Points Earned = 87.06</b>
<b>Score Before Incentives Credit</b>	<b>87.06%</b>
<b>Incentives Awarded</b>	<b>6.88 pts</b>
<b>PBP Verification</b>	<b>N/A pts</b>
<b>Total Score</b>	<b>93.94%</b>



DHS, DFCS, Office of Provider Management  
**Performance-Based Placement Measures**  
**RBWO Provider GA+SCORECARD - CCI**  
Report Quarter: Q3 FY2018



**Provider/Program Name: Marcella's Community Safe House - (5173) - CCI**

Program Census Information:		# Children in Care During Quarter: 10	# Placements During Quarter: 10	# Children in Care On Last Day: 5
CCI Incentive Credits	Avg Performance All CCIs (Points)	Provider Performance (%)*	Possible Points (Weight)	Provider Points Earned
Early EPSDT Medical Visits		33%	2	0.66
Early EPSDT Dental Visits		100%	2	2.00
Permanency Contacts		0%	5	0.00
Additional Academic Supports		11%	2	0.22
Active Agency Accreditation		0%	4	0.00
Staff Clinical Licensure		0%	5	0.00
Behavior Management (threshold = 0)		100%	4	4.00
<b>Incentives Total</b>	<b>7.65</b>		<b>24</b>	<b>6.88</b>
Maximum total combined incentive credit allowed is 10 points.			<b>Incentives Awarded</b>	<b>6.88</b>

\*Performance calculation descriptions can be found in the FY 2018 RBWO PBP Measurements and Standards Guide.

**Child Protective Services Investigations and Dispositions**

The following investigations data, which is not used for scoring but is considered significant to a provider's performance, is from Georgia SHINES and is not considered final or complete until the end of the fiscal year.

Total Reports:	5	
Number Screened In:	5	
Number Screened Out:	0	
Number Substantiated:	0	
Number Unsubstantiated:	6	
Number Active CPS Investigations:	-1	



DHS, DFCS, Office of Provider Management  
**Performance-Based Placement Measures**  
**RBWO Provider GA+SCORECARD - CCI**  
Report Quarter: Q3 FY2018



**Provider/Program Name: Matthew III Outreach, Inc. - (5275) - CCI**

527 Railroad St., Fort Valley, GA 31030

Phone: 478-845-0747

Vendor ID# 143350

**Quarterly Scores (Grades)**

Q1: 71.45 (C-)

Q2: 99.25 (A+)

Q3: 94.58 (A)

Q4: N/A

**Current Quarter Score (Grade)**

**94.58%**

**(A)**

Program Census Information:

# Children in Care During  
Quarter: 8

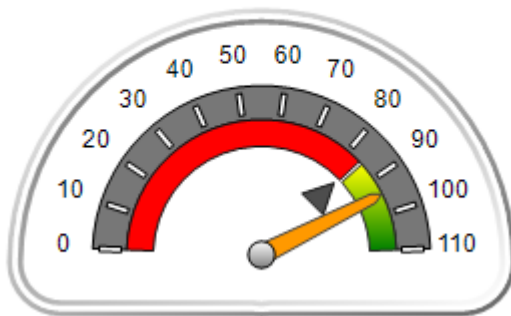
# Placements During  
Quarter: 8

# Children in Care On Last  
Day: 4

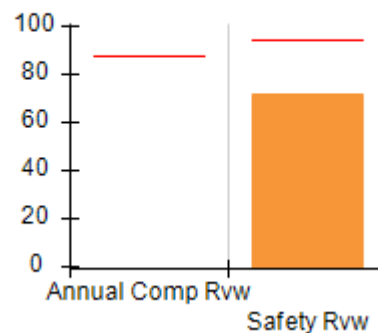
**Quarterly Provider Comparisons to All CCIs**

▼ indicates average for all CCIs

**Overall Score (%)**



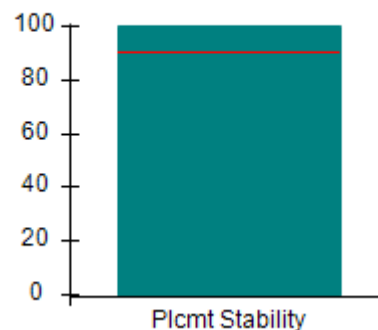
**OPM Monitoring Reviews (%)**



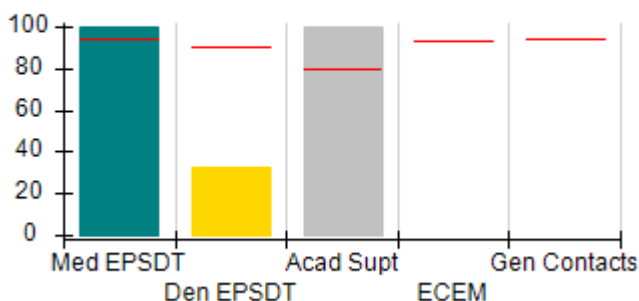
**Safety Outcomes (%)**



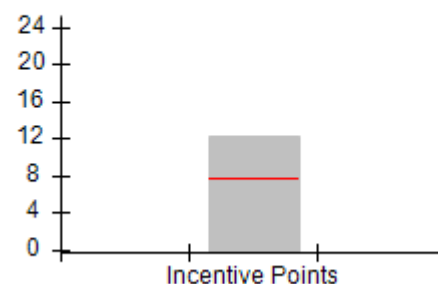
**Permanency Outcomes (%)**



**Well-Being Outcomes (%)**



**Incentives Earned (Points)**





DHS, DFCS, Office of Provider Management  
**Performance-Based Placement Measures**  
**RBWO Provider GA+SCORECARD - CCI**  
**Report Quarter: Q3 FY2018**



**Provider/Program Name: Matthew III Outreach, Inc. - (5275) - CCI**

<b>527 Railroad St., Fort Valley, GA 31030</b>  <b>Phone: 478-845-0747</b>  <b>Vendor ID# 143350</b>	<b>Quarterly Scores (Grades)</b>		<b>Current Quarter Score (Grade)</b>
	<b>Q1: 71.45 (C-)</b>	<b>Q2: 99.25 (A+)</b>	<b>94.58%</b> <b>(A)</b>
	<b>Q3: 94.58 (A)</b>	<b>Q4: N/A</b>	

Program Census Information:	# Children in Care During Quarter: 8	# Placements During Quarter: 8	# Children in Care On Last Day: 4
-----------------------------	--------------------------------------	--------------------------------	-----------------------------------

	<b>Avg Performance All CCIs (%)</b>	<b>Provider Performance (%)*</b>	<b>Possible Points (Weight)</b>	<b>Provider Points Earned</b>
--	-------------------------------------	----------------------------------	---------------------------------	-------------------------------

**OPM Monitoring Reviews**

Annual Comprehensive Reviews	87%	Not Yet Conducted		
Safety Reviews	94%	72%	15	10.75
<b>Monitoring Sub-Total</b>			<b>15</b>	<b>10.75</b>

**CCI Safety Outcomes**

Incidence of Maltreatment	0.05%	No Substantiated Reports	10	10.00
Staff Training/Foundations	95%	88%	5	4.40
Staff Safety Checks	95%	88%	5	4.40
<b>Safety Sub-Total</b>			<b>20</b>	<b>18.80</b>

**CCI Permanency Outcomes**

Placement Stability	90%	100%	15	15.00
<b>Permanency Sub-Total</b>			<b>15</b>	<b>15.00</b>

**CCI Well-Being Outcomes**

EPSDT Medical Visits	94%	100%	9.1	9.08
EPSDT Dental Visits	90%	33%	9.1	3.00
Academic Supports	79%	100%	6.8	6.81
Provider ECEM Visits	93%	Not Eligible	N/A	
Provider General Contacts	93%	Not Eligible	N/A	
Placements with Siblings	38%	Not Eligible	Not Scored	Not Scored
Placements within Legal County	16%	0%	Not Scored	Not Scored
<b>Well-Being Sub-Total</b>			<b>25</b>	<b>18.89</b>

\*Performance calculation descriptions can be found in the FY 2018 RBWO PBP Measurements and Standards Guide.

<b>Monitoring &amp; Outcomes: Possible Points = 75</b>	<b>Points Earned = 63.44</b>
<b>Score Before Incentives Credit</b>	<b>84.58%</b>
<b>Incentives Awarded</b>	<b>10.00 pts</b>
<b>PBP Verification</b>	<b>N/A pts</b>
<b>Total Score</b>	<b>94.58%</b>



DHS, DFCS, Office of Provider Management  
**Performance-Based Placement Measures**  
**RBWO Provider GA+SCORECARD - CCI**  
Report Quarter: Q3 FY2018



**Provider/Program Name: Matthew III Outreach, Inc. - (5275) - CCI**

Program Census Information:		# Children in Care During Quarter: 8	# Placements During Quarter: 8	# Children in Care On Last Day: 4
CCI Incentive Credits	Avg Performance All CCIs (Points)	Provider Performance (%)*	Possible Points (Weight)	Provider Points Earned
Early EPSDT Medical Visits		100%	2	2.00
Early EPSDT Dental Visits		33%	2	0.66
Permanency Contacts		100%	5	5.00
Additional Academic Supports		33%	2	0.66
Active Agency Accreditation		0%	4	0.00
Staff Clinical Licensure		0%	5	0.00
Behavior Management (threshold = 0)		100%	4	4.00
<b>Incentives Total</b>	<b>7.65</b>		<b>24</b>	<b>12.32</b>
Maximum total combined incentive credit allowed is 10 points.			<b>Incentives Awarded</b>	<b>10.00</b>

\*Performance calculation descriptions can be found in the FY 2018 RBWO PBP Measurements and Standards Guide.

**Child Protective Services Investigations and Dispositions**

The following investigations data, which is not used for scoring but is considered significant to a provider's performance, is from Georgia SHINES and is not considered final or complete until the end of the fiscal year.

Total Reports:	0	
Number Screened In:	0	
Number Screened Out:	0	
Number Substantiated:	0	
Number Unsubstantiated:	1	
Number Active CPS Investigations:	-1	



**DHS, DFCS, Office of Provider Management**  
**Performance-Based Placement Measures**  
**RBWO Provider GA+SCORECARD - CCI**  
**Report Quarter: Q3 FY2018**



**Provider/Program Name: Meaningful Mentors, LLC - (5325) - CCI**

4241 Ridge Field Ct., Columbus, GA 31907

Phone: 706-221-6662

Vendor ID# 155750

Program Census Information:

**Quarterly Scores (Grades)**

**Q1: (N/A)**

**Q2: 93.42 (A-)**

**Q3: 101.11 (A+)**

**Q4: N/A**

**Current Quarter Score (Grade)**

**101.11%**

**(A+)**

# Children in Care During Quarter: 5

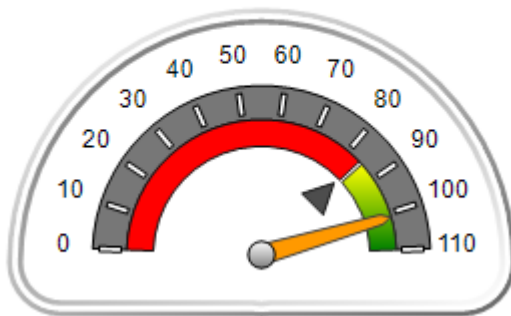
# Placements During Quarter: 5

# Children in Care On Last Day: 4

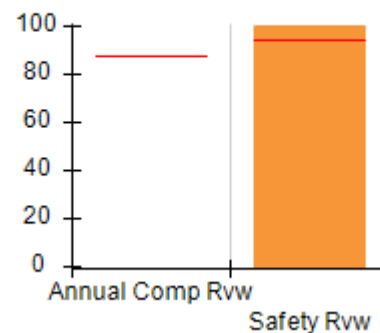
**Quarterly Provider Comparisons to All CCIs**

▼ — indicates average for all CCIs

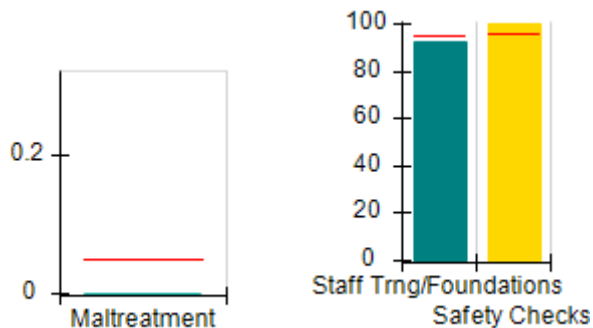
**Overall Score (%)**



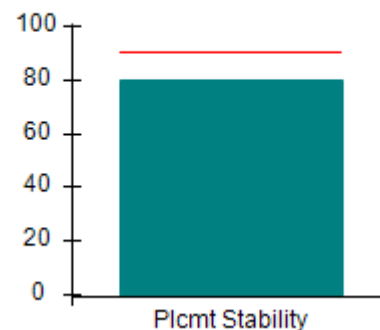
**OPM Monitoring Reviews (%)**



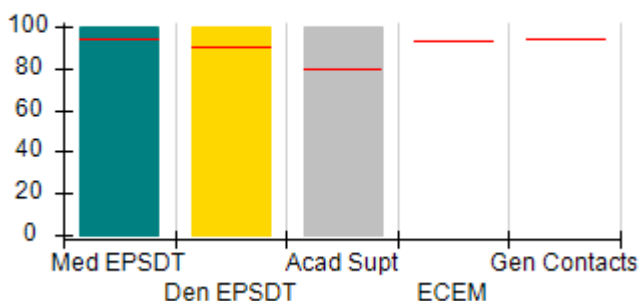
**Safety Outcomes (%)**



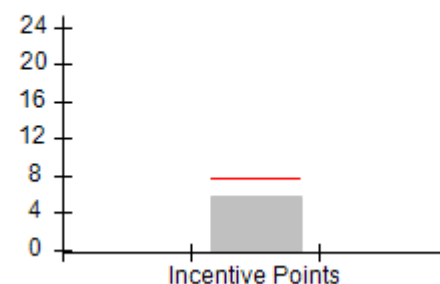
**Permanency Outcomes (%)**



**Well-Being Outcomes (%)**



**Incentives Earned (Points)**





DHS, DFCS, Office of Provider Management  
**Performance-Based Placement Measures**  
**RBWO Provider GA+SCORECARD - CCI**  
**Report Quarter: Q3 FY2018**



**Provider/Program Name: Meaningful Mentors, LLC - (5325) - CCI**

<b>4241 Ridge Field Ct., Columbus, GA 31907</b>  <b>Phone: 706-221-6662</b>  <b>Vendor ID# 155750</b>	<b>Quarterly Scores (Grades)</b>		<b>Current Quarter Score (Grade)</b>
	<b>Q1: (N/A)</b>	<b>Q2: 93.42 (A-)</b>	<b>101.11%</b> <b>(A+)</b>
	<b>Q3: 101.11 (A+)</b>	<b>Q4: N/A</b>	

Program Census Information:	# Children in Care During Quarter: 5	# Placements During Quarter: 5	# Children in Care On Last Day: 4
-----------------------------	--------------------------------------	--------------------------------	-----------------------------------

	<b>Avg Performance All CCIs (%)</b>	<b>Provider Performance (%)*</b>	<b>Possible Points (Weight)</b>	<b>Provider Points Earned</b>
--	-------------------------------------	----------------------------------	---------------------------------	-------------------------------

**OPM Monitoring Reviews**

Annual Comprehensive Reviews	87%	Not Yet Conducted		
Safety Reviews	94%	100%	15	15.00
<b>Monitoring Sub-Total</b>			<b>15</b>	<b>15.00</b>

**CCI Safety Outcomes**

Incidence of Maltreatment	0.05%	No Substantiated Reports	10	10.00
Staff Training/Foundations	95%	92%	5	4.60
Staff Safety Checks	95%	100%	5	5.00
<b>Safety Sub-Total</b>			<b>20</b>	<b>19.60</b>

**CCI Permanency Outcomes**

Placement Stability	90%	80%	15	12.00
<b>Permanency Sub-Total</b>			<b>15</b>	<b>12.00</b>

**CCI Well-Being Outcomes**

EPSDT Medical Visits	94%	100%	9.1	9.08
EPSDT Dental Visits	90%	100%	9.1	9.08
Academic Supports	79%	100%	6.8	6.81
Provider ECEM Visits	93%	Not Eligible	N/A	
Provider General Contacts	93%	Not Eligible	N/A	
Placements with Siblings	38%	0%	Not Scored	Not Scored
Placements within Legal County	16%	0%	Not Scored	Not Scored
<b>Well-Being Sub-Total</b>			<b>25</b>	<b>24.97</b>

\*Performance calculation descriptions can be found in the FY 2018 RBWO PBP Measurements and Standards Guide.

<b>Monitoring &amp; Outcomes: Possible Points = 75</b>	<b>Points Earned = 71.57</b>
<b>Score Before Incentives Credit</b>	<b>95.43%</b>
<b>Incentives Awarded</b>	<b>5.68 pts</b>
<b>PBP Verification</b>	<b>N/A pts</b>
<b>Total Score</b>	<b>101.11%</b>



**DHS, DFCS, Office of Provider Management**  
**Performance-Based Placement Measures**  
**RBWO Provider GA+SCORECARD - CCI**  
**Report Quarter: Q3 FY2018**



**Provider/Program Name: Meaningful Mentors, LLC - (5325) - CCI**

Program Census Information:		# Children in Care During Quarter: 5	# Placements During Quarter: 5	# Children in Care On Last Day: 4
CCI Incentive Credits	Avg Performance All CCIs (Points)	Provider Performance (%)*	Possible Points (Weight)	Provider Points Earned
Early EPSDT Medical Visits		Not Eligible	2	
Early EPSDT Dental Visits		67%	2	1.34
Permanency Contacts		0%	5	0.00
Additional Academic Supports		17%	2	0.34
Active Agency Accreditation		0%	4	0.00
Staff Clinical Licensure		0%	5	0.00
Behavior Management (threshold = 0)		100%	4	4.00
<b>Incentives Total</b>	<b>7.65</b>		<b>24</b>	<b>5.68</b>
Maximum total combined incentive credit allowed is 10 points.			<b>Incentives Awarded</b>	<b>5.68</b>

\*Performance calculation descriptions can be found in the FY 2018 RBWO PBP Measurements and Standards Guide.

**Child Protective Services Investigations and Dispositions**

The following investigations data, which is not used for scoring but is considered significant to a provider's performance, is from Georgia SHINES and is not considered final or complete until the end of the fiscal year.

Total Reports:	2	
Number Screened In:	0	
Number Screened Out:	2	
Number Substantiated:	0	
Number Unsubstantiated:	0	
Number Active CPS Investigations:	0	





DHS, DFCS, Office of Provider Management  
**Performance-Based Placement Measures**  
**RBWO Provider GA+SCORECARD - CCI**  
Report Quarter: Q3 FY2018



**Provider/Program Name: Mentoring Youth Services - (5122) - CCI**

2700 1st Avenue, Columbus, GA 31904

Phone: 706-681-9472

Vendor ID# 91958

**Quarterly Scores (Grades)**

Q1: 89.74 (B+)

Q2: 85.82 (B)

Q3: 83.69 (B-)

Q4: N/A

**Current Quarter Score (Grade)**

**83.69%**

**(B-)**

Program Census Information:

# Children in Care During  
Quarter: 9

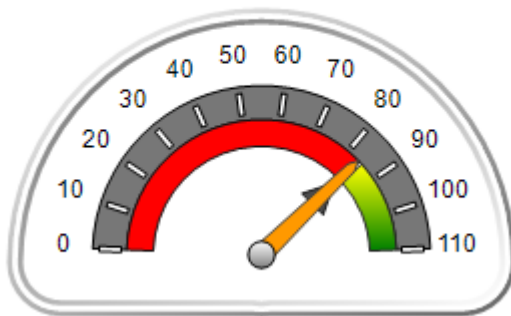
# Placements During  
Quarter: 10

# Children in Care On Last  
Day: 8

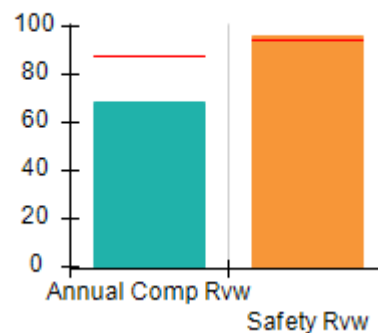
**Quarterly Provider Comparisons to All CCIs**

▼ indicates average for all CCIs

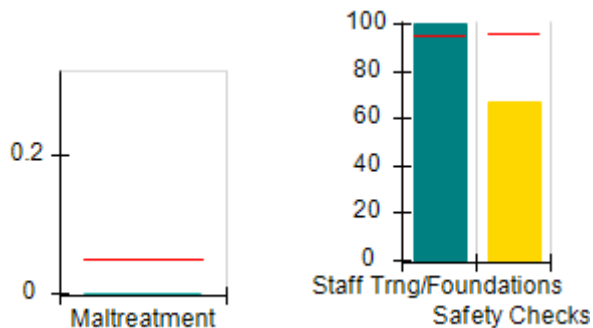
**Overall Score (%)**



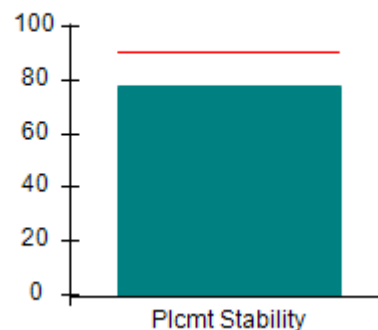
**OPM Monitoring Reviews (%)**



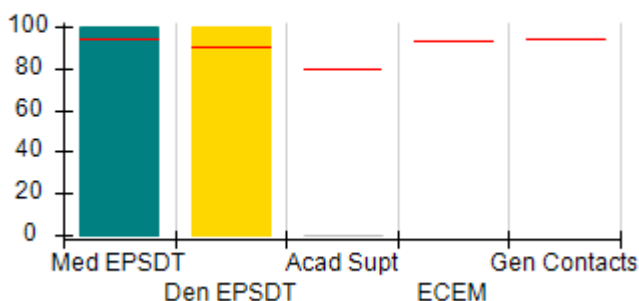
**Safety Outcomes (%)**



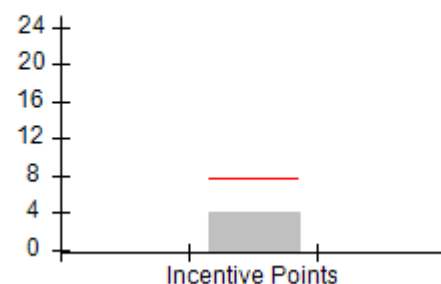
**Permanency Outcomes (%)**



**Well-Being Outcomes (%)**



**Incentives Earned (Points)**





DHS, DFCS, Office of Provider Management  
**Performance-Based Placement Measures**  
**RBWO Provider GA+SCORECARD - CCI**  
**Report Quarter: Q3 FY2018**



**Provider/Program Name: Mentoring Youth Services - (5122) - CCI**

<b>2700 1st Avenue, Columbus, GA 31904</b>  <b>Phone: 706-681-9472</b>  <b>Vendor ID# 91958</b>	<b>Quarterly Scores (Grades)</b>		<b>Current Quarter Score (Grade)</b>
	<b>Q1: 89.74 (B+)</b>	<b>Q2: 85.82 (B)</b>	<b>83.69%</b> <b>(B-)</b>
	<b>Q3: 83.69 (B-)</b>	<b>Q4: N/A</b>	

Program Census Information:	# Children in Care During Quarter: 9	# Placements During Quarter: 10	# Children in Care On Last Day: 8
-----------------------------	--------------------------------------	---------------------------------	-----------------------------------

	<b>Avg Performance All CCIs (%)</b>	<b>Provider Performance (%)*</b>	<b>Possible Points (Weight)</b>	<b>Provider Points Earned</b>
--	-------------------------------------	----------------------------------	---------------------------------	-------------------------------

**OPM Monitoring Reviews**

Annual Comprehensive Reviews	87%	68%	25	17.11
Safety Reviews	94%	96%	15	14.37
<b>Monitoring Sub-Total</b>			<b>40</b>	<b>31.48</b>

**CCI Safety Outcomes**

Incidence of Maltreatment	0.05%	No Substantiated Reports	10	10.00
Staff Training/Foundations	95%	100%	5	5.00
Staff Safety Checks	95%	67%	5	3.35
<b>Safety Sub-Total</b>			<b>20</b>	<b>18.35</b>

**CCI Permanency Outcomes**

Placement Stability	90%	78%	15	11.70
<b>Permanency Sub-Total</b>			<b>15</b>	<b>11.70</b>

**CCI Well-Being Outcomes**

EPSDT Medical Visits	94%	100%	9.1	9.08
EPSDT Dental Visits	90%	100%	9.1	9.08
Academic Supports	79%	0%	6.8	0.00
Provider ECEM Visits	93%	Not Eligible	N/A	
Provider General Contacts	93%	Not Eligible	N/A	
Placements with Siblings	38%	Not Eligible	Not Scored	Not Scored
Placements within Legal County	16%	0%	Not Scored	Not Scored
<b>Well-Being Sub-Total</b>			<b>25</b>	<b>18.16</b>

\*Performance calculation descriptions can be found in the FY 2018 RBWO PBP Measurements and Standards Guide.

<b>Monitoring &amp; Outcomes: Possible Points = 100</b>	<b>Points Earned = 79.69</b>
<b>Score Before Incentives Credit</b>	<b>79.69%</b>
<b>Incentives Awarded</b>	<b>4.00 pts</b>
<b>PBP Verification</b>	<b>N/A pts</b>
<b>Total Score</b>	<b>83.69%</b>



DHS, DFCS, Office of Provider Management  
**Performance-Based Placement Measures**  
**RBWO Provider GA+SCORECARD - CCI**  
Report Quarter: Q3 FY2018



**Provider/Program Name: Mentoring Youth Services - (5122) - CCI**

Program Census Information:		# Children in Care During Quarter: 9	# Placements During Quarter: 10	# Children in Care On Last Day: 8
CCI Incentive Credits	Avg Performance All CCIs (Points)	Provider Performance (%)*	Possible Points (Weight)	Provider Points Earned
Early EPSDT Medical Visits		Not Eligible	2	
Early EPSDT Dental Visits		Not Eligible	2	
Permanency Contacts		0%	5	0.00
Additional Academic Supports		0%	2	0.00
Active Agency Accreditation		0%	4	0.00
Staff Clinical Licensure		0%	5	0.00
Behavior Management (threshold = 0)		100%	4	4.00
<b>Incentives Total</b>	<b>7.65</b>		<b>24</b>	<b>4.00</b>
Maximum total combined incentive credit allowed is 10 points.			<b>Incentives Awarded</b>	<b>4.00</b>

\*Performance calculation descriptions can be found in the FY 2018 RBWO PBP Measurements and Standards Guide.

**Child Protective Services Investigations and Dispositions**

The following investigations data, which is not used for scoring but is considered significant to a provider's performance, is from Georgia SHINES and is not considered final or complete until the end of the fiscal year.

Total Reports:	0	
Number Screened In:	0	
Number Screened Out:	0	
Number Substantiated:	0	
Number Unsubstantiated:	0	
Number Active CPS Investigations:	0	



DHS, DFCS, Office of Provider Management  
**Performance-Based Placement Measures**  
**RBWO Provider GA+SCORECARD - CCI**  
Report Quarter: Q3 FY2018



**Provider/Program Name: Mentoring Youth Services - 6th Avenue (5226) - CCI**

2021 6th Avenue, Columbus, GA 31904

Phone: 706-442-0687

Vendor ID# 118388

Quarterly Scores (Grades)

Q1: 95.12 (A)

Q2: 99.85 (A+)

Q3: 89.62 (B+)

Q4: N/A

Current Quarter Score  
(Grade)

89.62%

(B+)

Program Census Information:

# Children in Care During  
Quarter: 24

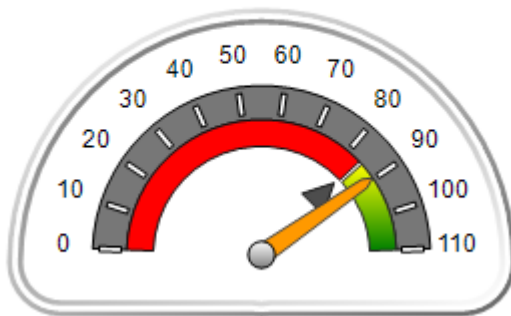
# Placements During  
Quarter: 24

# Children in Care On Last  
Day: 8

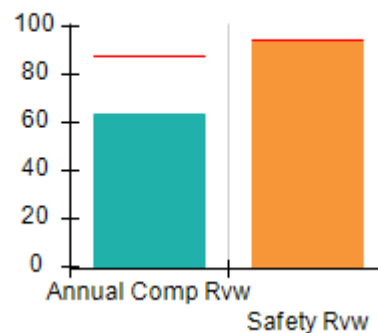
**Quarterly Provider Comparisons to All CCIs**

▼ indicates average for all CCIs

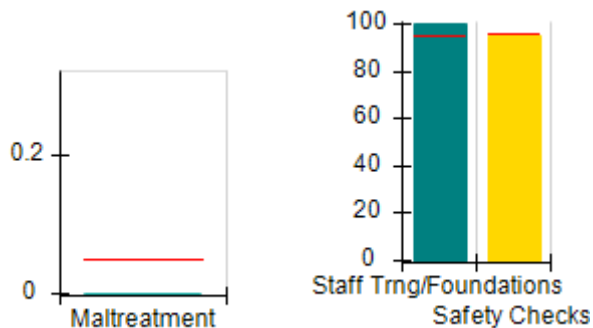
Overall Score (%)



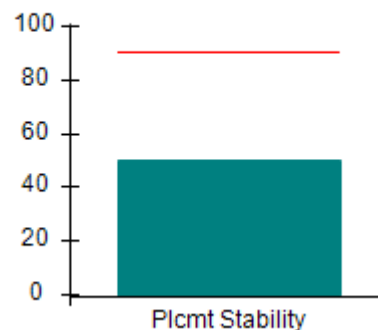
OPM Monitoring Reviews (%)



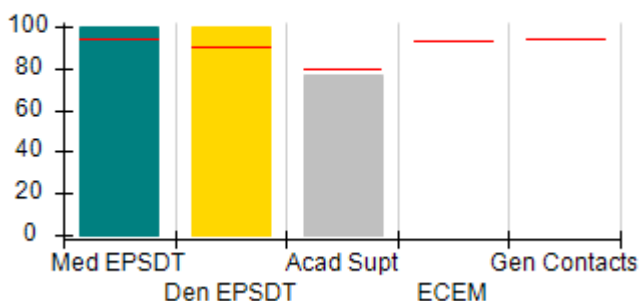
Safety Outcomes (%)



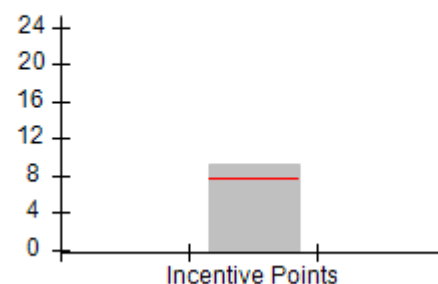
Permanency Outcomes (%)



Well-Being Outcomes (%)



Incentives Earned (Points)





DHS, DFCS, Office of Provider Management  
**Performance-Based Placement Measures**  
**RBWO Provider GA+SCORECARD - CCI**  
 Report Quarter: Q3 FY2018



**Provider/Program Name: Mentoring Youth Services - 6th Avenue (5226) - CCI**

2021 6th Avenue, Columbus, GA 31904  Phone: 706-442-0687  Vendor ID# 118388	Quarterly Scores (Grades)		Current Quarter Score (Grade)
	Q1: 95.12 (A)	Q2: 99.85 (A+)	<b>89.62%</b> <b>(B+)</b>
	Q3: 89.62 (B+)	Q4: N/A	

Program Census Information:	# Children in Care During Quarter: 24	# Placements During Quarter: 24	# Children in Care On Last Day: 8
-----------------------------	---------------------------------------	---------------------------------	-----------------------------------

	Avg Performance All CCIs (%)	Provider Performance (%)*	Possible Points (Weight)	Provider Points Earned
--	------------------------------	---------------------------	--------------------------	------------------------

**OPM Monitoring Reviews**

Annual Comprehensive Reviews	87%	63%	25	15.77
Safety Reviews	94%	93%	15	14.00
<b>Monitoring Sub-Total</b>			<b>40</b>	<b>29.77</b>

**CCI Safety Outcomes**

Incidence of Maltreatment	0.05%	No Substantiated Reports	10	10.00
Staff Training/Foundations	95%	100%	5	5.00
Staff Safety Checks	95%	95%	5	4.75
<b>Safety Sub-Total</b>			<b>20</b>	<b>19.75</b>

**CCI Permanency Outcomes**

Placement Stability	90%	50%	15	7.50
<b>Permanency Sub-Total</b>			<b>15</b>	<b>7.50</b>

**CCI Well-Being Outcomes**

EPSDT Medical Visits	94%	100%	9.1	9.08
EPSDT Dental Visits	90%	100%	9.1	9.08
Academic Supports	79%	77%	6.8	5.24
Provider ECEM Visits	93%	Not Eligible	N/A	
Provider General Contacts	93%	Not Eligible	N/A	
Placements with Siblings	38%	0%	Not Scored	Not Scored
Placements within Legal County	16%	0%	Not Scored	Not Scored
<b>Well-Being Sub-Total</b>			<b>25</b>	<b>23.40</b>

\*Performance calculation descriptions can be found in the FY 2018 RBWO PBP Measurements and Standards Guide.

<b>Monitoring &amp; Outcomes: Possible Points = 100</b>	<b>Points Earned = 80.42</b>
<b>Score Before Incentives Credit</b>	<b>80.42%</b>
<b>Incentives Awarded</b>	<b>9.20 pts</b>
<b>PBP Verification</b>	<b>N/A pts</b>
<b>Total Score</b>	<b>89.62%</b>



DHS, DFCS, Office of Provider Management  
**Performance-Based Placement Measures**  
**RBWO Provider GA+SCORECARD - CCI**  
Report Quarter: Q3 FY2018



**Provider/Program Name: Mentoring Youth Services - 6th Avenue (5226) - CCI**

Program Census Information:		# Children in Care During Quarter: 24	# Placements During Quarter: 24	# Children in Care On Last Day: 8
CCI Incentive Credits	Avg Performance All CCIs (Points)	Provider Performance (%)*	Possible Points (Weight)	Provider Points Earned
Early EPSDT Medical Visits		100%	2	2.00
Early EPSDT Dental Visits		100%	2	2.00
Permanency Contacts		None Planned	5	
Additional Academic Supports		60%	2	1.20
Active Agency Accreditation		0%	4	0.00
Staff Clinical Licensure		0%	5	0.00
Behavior Management (threshold = 0)		100%	4	4.00
<b>Incentives Total</b>	<b>7.65</b>		<b>24</b>	<b>9.20</b>
Maximum total combined incentive credit allowed is 10 points.			<b>Incentives Awarded</b>	<b>9.20</b>

\*Performance calculation descriptions can be found in the FY 2018 RBWO PBP Measurements and Standards Guide.

**Child Protective Services Investigations and Dispositions**

The following investigations data, which is not used for scoring but is considered significant to a provider's performance, is from Georgia SHINES and is not considered final or complete until the end of the fiscal year.

Total Reports:	0	
Number Screened In:	0	
Number Screened Out:	0	
Number Substantiated:	0	
Number Unsubstantiated:	0	
Number Active CPS Investigations:	0	



DHS, DFCS, Office of Provider Management  
**Performance-Based Placement Measures**  
**RBWO Provider GA+SCORECARD - CCI**



Report Quarter: Q3 FY2018

**Provider/Program Name: Methodist Home for Children & Youth, The - Arabella (1016) - CCI**

9308 GA Hwy 85, Waverly Hall, GA 31831

Phone: 706-582-3843

Vendor ID# 71217

Quarterly Scores (Grades)

Current Quarter Score (Grade)

Q1: 104.53 (A+)

Q2: 106.79 (A+)

101.41%

Q3: 101.41 (A+)

Q4: N/A

(A+)

Program Census Information:

# Children in Care During Quarter: 11

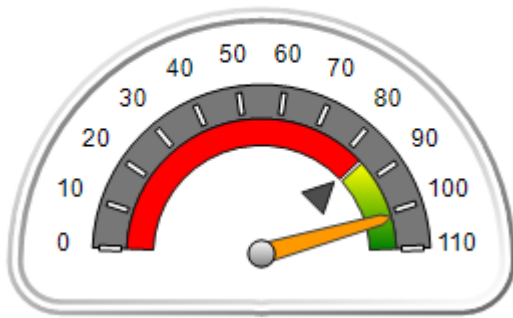
# Placements During Quarter: 11

# Children in Care On Last Day: 9

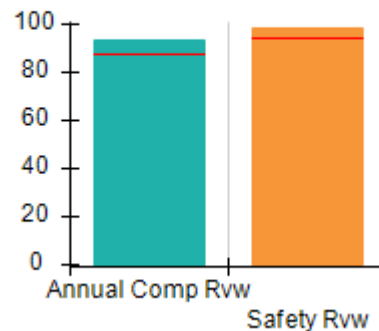
**Quarterly Provider Comparisons to All CCIs**

▼ indicates average for all CCIs

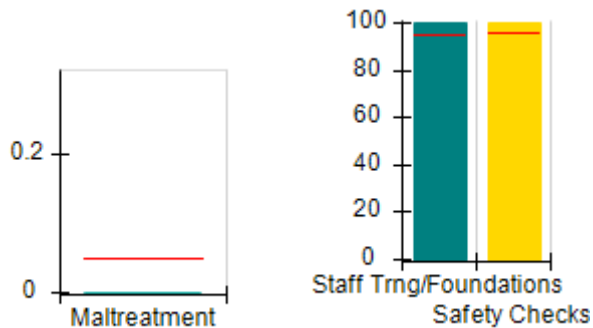
Overall Score (%)



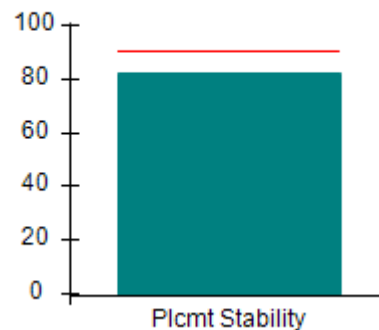
OPM Monitoring Reviews (%)



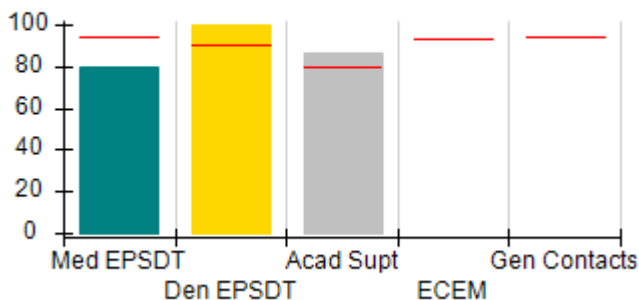
Safety Outcomes (%)



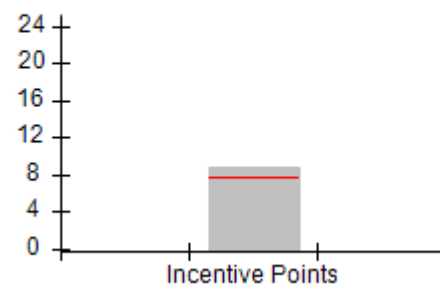
Permanency Outcomes (%)



Well-Being Outcomes (%)



Incentives Earned (Points)





DHS, DFCS, Office of Provider Management  
**Performance-Based Placement Measures**  
**RBWO Provider GA+SCORECARD - CCI**



Report Quarter: Q3 FY2018

**Provider/Program Name: Methodist Home for Children & Youth, The - Arabella (1016) - CCI**

<b>9308 GA Hwy 85, Waverly Hall, GA 31831</b>  <b>Phone: 706-582-3843</b>  <b>Vendor ID# 71217</b>	<b>Quarterly Scores (Grades)</b>		<b>Current Quarter Score (Grade)</b>
	<b>Q1: 104.53 (A+)</b>	<b>Q2: 106.79 (A+)</b>	<b>101.41% (A+)</b>
	<b>Q3: 101.41 (A+)</b>	<b>Q4: N/A</b>	

Program Census Information:	# Children in Care During Quarter: 11	# Placements During Quarter: 11	# Children in Care On Last Day: 9
-----------------------------	---------------------------------------	---------------------------------	-----------------------------------

	<b>Avg Performance All CCIs (%)</b>	<b>Provider Performance (%)*</b>	<b>Possible Points (Weight)</b>	<b>Provider Points Earned</b>
--	-------------------------------------	----------------------------------	---------------------------------	-------------------------------

**OPM Monitoring Reviews**

Annual Comprehensive Reviews	87%	94%	25	23.41
Safety Reviews	94%	99%	15	14.78
<b>Monitoring Sub-Total</b>			<b>40</b>	<b>38.19</b>

**CCI Safety Outcomes**

Incidence of Maltreatment	0.05%	No Substantiated Reports	10	10.00
Staff Training/Foundations	95%	100%	5	5.00
Staff Safety Checks	95%	100%	5	5.00
<b>Safety Sub-Total</b>			<b>20</b>	<b>20.00</b>

**CCI Permanency Outcomes**

Placement Stability	90%	82%	15	12.30
<b>Permanency Sub-Total</b>			<b>15</b>	<b>12.30</b>

**CCI Well-Being Outcomes**

EPSDT Medical Visits	94%	80%	9.1	7.26
EPSDT Dental Visits	90%	100%	9.1	9.08
Academic Supports	79%	86%	6.8	5.86
Provider ECEM Visits	93%	Not Eligible	N/A	
Provider General Contacts	93%	Not Eligible	N/A	
Placements with Siblings	38%	26%	Not Scored	Not Scored
Placements within Legal County	16%	0%	Not Scored	Not Scored
<b>Well-Being Sub-Total</b>			<b>25</b>	<b>22.20</b>

\*Performance calculation descriptions can be found in the FY 2018 RBWO PBP Measurements and Standards Guide.

<b>Monitoring &amp; Outcomes: Possible Points = 100</b>	<b>Points Earned = 92.69</b>
<b>Score Before Incentives Credit</b>	<b>92.69%</b>
<b>Incentives Awarded</b>	<b>8.72 pts</b>
<b>PBP Verification</b>	<b>N/A pts</b>
<b>Total Score</b>	<b>101.41%</b>





DHS, DFCS, Office of Provider Management  
**Performance-Based Placement Measures**  
**RBWO Provider GA+SCORECARD - CCI**  
**Report Quarter: Q3 FY2018**



**Provider/Program Name: Methodist Home for Children & Youth, The - Arabella (1016) - CCI**

Program Census Information:		# Children in Care During Quarter: 11	# Placements During Quarter: 11	# Children in Care On Last Day: 9
CCI Incentive Credits	Avg Performance All CCIs (Points)	Provider Performance (%)*	Possible Points (Weight)	Provider Points Earned
Early EPSDT Medical Visits		0%	2	0.00
Early EPSDT Dental Visits		100%	2	2.00
Permanency Contacts		0%	5	0.00
Additional Academic Supports		36%	2	0.72
Active Agency Accreditation		50%	4	2.00
Staff Clinical Licensure		0%	5	0.00
Behavior Management (threshold = 0)		100%	4	4.00
<b>Incentives Total</b>	<b>7.65</b>		<b>24</b>	<b>8.72</b>
Maximum total combined incentive credit allowed is 10 points.			<b>Incentives Awarded</b>	<b>8.72</b>

\*Performance calculation descriptions can be found in the FY 2018 RBWO PBP Measurements and Standards Guide.

**Child Protective Services Investigations and Dispositions**

The following investigations data, which is not used for scoring but is considered significant to a provider's performance, is from Georgia SHINES and is not considered final or complete until the end of the fiscal year.

Total Reports:	2
Number Screened In:	0
Number Screened Out:	2
Number Substantiated:	0
Number Unsubstantiated:	0
Number Active CPS Investigations:	0



DHS, DFCS, Office of Provider Management  
**Performance-Based Placement Measures**  
**RBWO Provider GA+SCORECARD - CCI**



Report Quarter: Q3 FY2018

**Provider/Program Name: Methodist Home for Children & Youth, The - dba Americus Group Home (749) - CCI**

102 Mill Creek Rd., Americus, GA 31709

Phone: 229-924-9550

Vendor ID# 35463

Quarterly Scores (Grades)

Current Quarter Score (Grade)

Q1: 96.10 (A)

Q2: 99.95 (A+)

102.21%

Q3: 102.21 (A+)

Q4: N/A

(A+)

Program Census Information:

# Children in Care During Quarter: 13

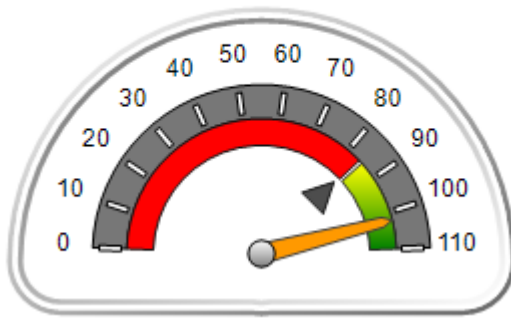
# Placements During Quarter: 13

# Children in Care On Last Day: 7

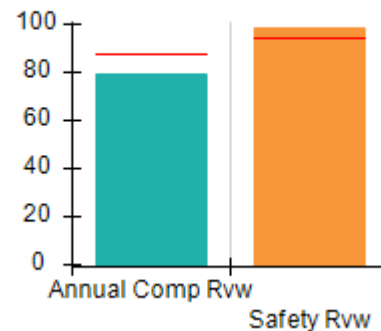
**Quarterly Provider Comparisons to All CCIs**

▼ indicates average for all CCIs

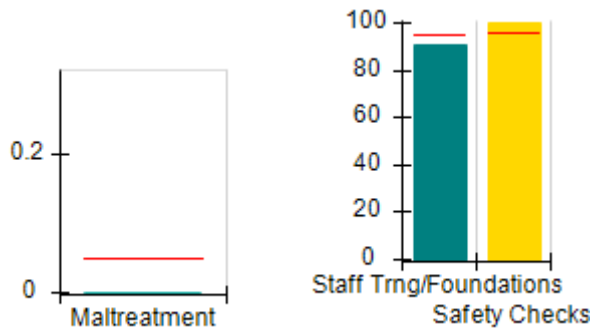
Overall Score (%)



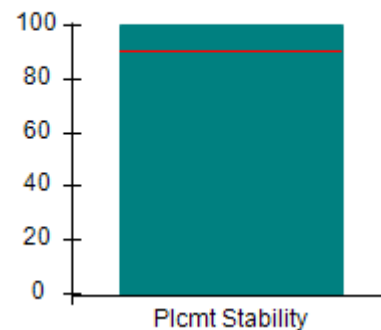
OPM Monitoring Reviews (%)



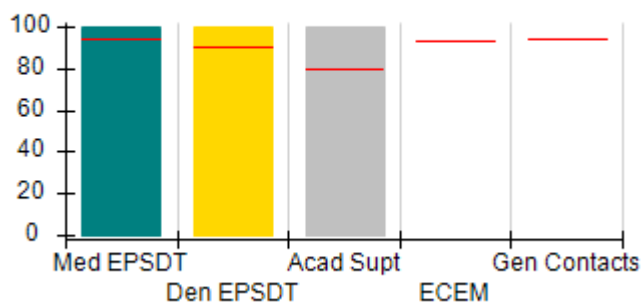
Safety Outcomes (%)



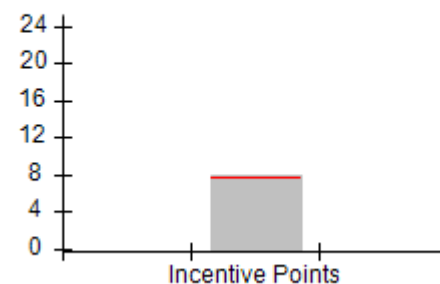
Permanency Outcomes (%)



Well-Being Outcomes (%)



Incentives Earned (Points)





# Performance-Based Placement Measures

## RBWO Provider GA+SCORECARD - CCI

Report Quarter: Q3 FY2018

Provider/Program Name: Methodist Home for Children & Youth, The - dba Americus Group Home (749) - CCI				
102 Mill Creek Rd., Americus, GA 31709		Quarterly Scores (Grades)		Current Quarter Score (Grade)
Phone: 229-924-9550		Q1: 96.10 (A)	Q2: 99.95 (A+)	102.21% (A+)
Vendor ID# 35463		Q3: 102.21 (A+)	Q4: N/A	
Program Census Information:		# Children in Care During Quarter: 13	# Placements During Quarter: 13	# Children in Care On Last Day: 7
	Avg Performance All CCIs (%)	Provider Performance (%)*	Possible Points (Weight)	Provider Points Earned
<b>OPM Monitoring Reviews</b>				
Annual Comprehensive Reviews	87%	80%	25	19.88
Safety Reviews	94%	99%	15	14.81
<b>Monitoring Sub-Total</b>			<b>40</b>	<b>34.69</b>
<b>CCI Safety Outcomes</b>				
Incidence of Maltreatment	0.05%	No Substantiated Reports	10	10.00
Staff Training/Foundations	95%	91%	5	4.55
Staff Safety Checks	95%	100%	5	5.00
<b>Safety Sub-Total</b>			<b>20</b>	<b>19.55</b>
<b>CCI Permanency Outcomes</b>				
Placement Stability	90%	100%	15	15.00
<b>Permanency Sub-Total</b>			<b>15</b>	<b>15.00</b>
<b>CCI Well-Being Outcomes</b>				
EPSDT Medical Visits	94%	100%	9.1	9.08
EPSDT Dental Visits	90%	100%	9.1	9.08
Academic Supports	79%	100%	6.8	6.81
Provider ECEM Visits	93%	Not Eligible	N/A	
Provider General Contacts	93%	Not Eligible	N/A	
Placements with Siblings	38%	Not Eligible	Not Scored	Not Scored
Placements within Legal County	16%	0%	Not Scored	Not Scored
<b>Well-Being Sub-Total</b>			<b>25</b>	<b>24.97</b>

\*Performance calculation descriptions can be found in the FY 2018 RBWO PBP Measurements and Standards Guide.

Monitoring & Outcomes: Possible Points = 100		Points Earned = 94.21	
Score Before Incentives Credit			94.21%
Incentives Awarded			8.00 pts
PBP Verification			N/A pts
Total Score			102.21%



DHS, DFCS, Office of Provider Management  
**Performance-Based Placement Measures**  
**RBWO Provider GA+SCORECARD - CCI**



Report Quarter: Q3 FY2018

**Provider/Program Name: Methodist Home for Children & Youth, The - dba Americus Group Home (749) - CCI**

Program Census Information:		# Children in Care During Quarter: 13	# Placements During Quarter: 13	# Children in Care On Last Day: 7
CCI Incentive Credits	Avg Performance All CCIs (Points)	Provider Performance (%)*	Possible Points (Weight)	Provider Points Earned
Early EPSDT Medical Visits		Not Eligible	2	
Early EPSDT Dental Visits		Not Eligible	2	
Permanency Contacts		None Planned	5	
Additional Academic Supports		100%	2	2.00
Active Agency Accreditation		50%	4	2.00
Staff Clinical Licensure		0%	5	0.00
Behavior Management (threshold = 0)		100%	4	4.00
<b>Incentives Total</b>	<b>7.65</b>		<b>24</b>	<b>8.00</b>
Maximum total combined incentive credit allowed is 10 points.			<b>Incentives Awarded</b>	<b>8.00</b>

\*Performance calculation descriptions can be found in the FY 2018 RBWO PBP Measurements and Standards Guide.

**Child Protective Services Investigations and Dispositions**

The following investigations data, which is not used for scoring but is considered significant to a provider's performance, is from Georgia SHINES and is not considered final or complete until the end of the fiscal year.

Total Reports:	0
Number Screened In:	0
Number Screened Out:	0
Number Substantiated:	0
Number Unsubstantiated:	0
Number Active CPS Investigations:	0



DHS, DFCS, Office of Provider Management  
**Performance-Based Placement Measures**  
**RBWO Provider GA+SCORECARD - CCI**



Report Quarter: Q3 FY2018

**Provider/Program Name: Methodist Home for Children & Youth, The - dba St. Marys Group Home (750) - CCI**

3296 Winding Road, St. Marys, GA 31558

Phone: 912-882-7770

Vendor ID# 35459

Quarterly Scores (Grades)

Current Quarter Score (Grade)

Q1: 106.03 (A+)

Q2: 107.18 (A+)

107.21%

Q3: 107.21 (A+)

Q4: N/A

(A+)

Program Census Information:

# Children in Care During Quarter: 12

# Placements During Quarter: 12

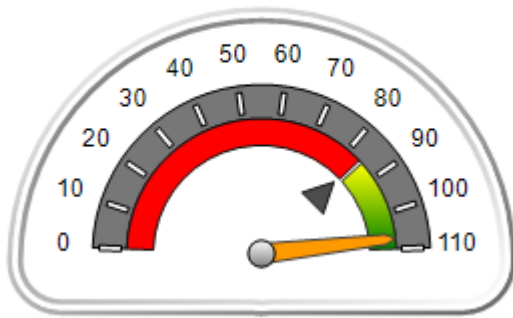
# Children in Care On Last Day: 12

**Quarterly Provider Comparisons to All CCIs**

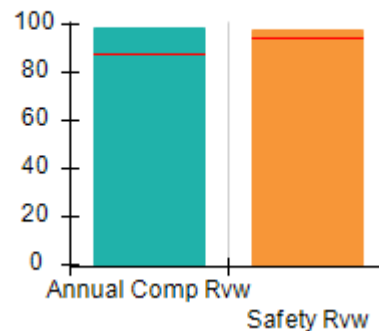


indicates average for all CCIs

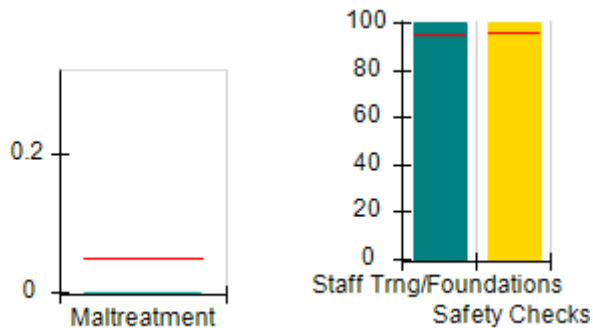
Overall Score (%)



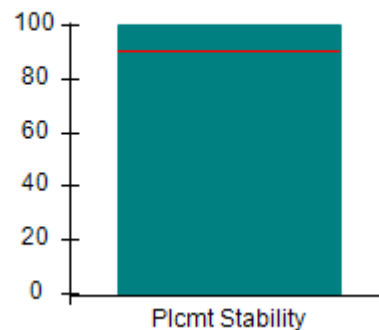
OPM Monitoring Reviews (%)



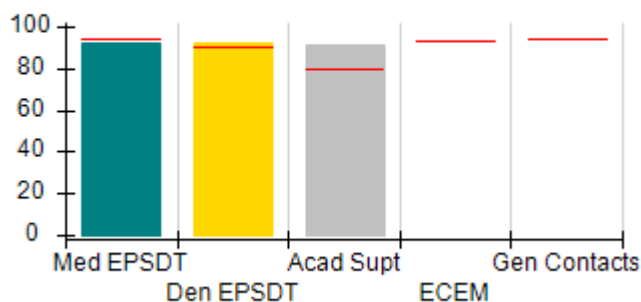
Safety Outcomes (%)



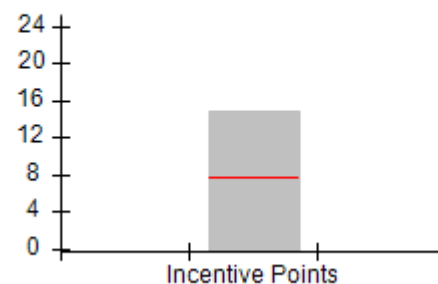
Permanency Outcomes (%)



Well-Being Outcomes (%)



Incentives Earned (Points)





# Performance-Based Placement Measures RBWO Provider GA+SCORECARD - CCI

Report Quarter: Q3 FY2018

Provider/Program Name: Methodist Home for Children & Youth, The - dba St. Marys Group Home (750) - CCI				
3296 Winding Road, St. Marys, GA 31558		Quarterly Scores (Grades)		Current Quarter Score (Grade)
Phone: 912-882-7770		Q1: 106.03 (A+)	Q2: 107.18 (A+)	107.21% (A+)
Vendor ID# 35459		Q3: 107.21 (A+)	Q4: N/A	
Program Census Information:		# Children in Care During Quarter: 12	# Placements During Quarter: 12	# Children in Care On Last Day: 12
	Avg Performance All CCIs (%)	Provider Performance (%)*	Possible Points (Weight)	Provider Points Earned
<b>OPM Monitoring Reviews</b>				
Annual Comprehensive Reviews	87%	99%	25	24.66
Safety Reviews	94%	98%	15	14.65
<b>Monitoring Sub-Total</b>			<b>40</b>	<b>39.31</b>
<b>CCI Safety Outcomes</b>				
Incidence of Maltreatment	0.05%	No Substantiated Reports	10	10.00
Staff Training/Foundations	95%	100%	5	5.00
Staff Safety Checks	95%	100%	5	5.00
<b>Safety Sub-Total</b>			<b>20</b>	<b>20.00</b>
<b>CCI Permanency Outcomes</b>				
Placement Stability	90%	100%	15	15.00
<b>Permanency Sub-Total</b>			<b>15</b>	<b>15.00</b>
<b>CCI Well-Being Outcomes</b>				
EPSDT Medical Visits	94%	92%	9.1	8.35
EPSDT Dental Visits	90%	92%	9.1	8.35
Academic Supports	79%	91%	6.8	6.20
Provider ECEM Visits	93%	Not Eligible	N/A	
Provider General Contacts	93%	Not Eligible	N/A	
Placements with Siblings	38%	30%	Not Scored	Not Scored
Placements within Legal County	16%	0%	Not Scored	Not Scored
<b>Well-Being Sub-Total</b>			<b>25</b>	<b>22.90</b>

\*Performance calculation descriptions can be found in the FY 2018 RBWO PBP Measurements and Standards Guide.

<b>Monitoring &amp; Outcomes: Possible Points = 100</b>		<b>Points Earned = 97.21</b>	
<b>Score Before Incentives Credit</b>			<b>97.21%</b>
<b>Incentives Awarded</b>			<b>10.00 pts</b>
<b>PBP Verification</b>			<b>N/A pts</b>
<b>Total Score</b>			<b>107.21%</b>



DHS, DFCS, Office of Provider Management  
**Performance-Based Placement Measures**  
**RBWO Provider GA+SCORECARD - CCI**



Report Quarter: Q3 FY2018

**Provider/Program Name: Methodist Home for Children & Youth, The - dba St. Marys Group Home (750) - CCI**

Program Census Information:		# Children in Care During Quarter: 12	# Placements During Quarter: 12	# Children in Care On Last Day: 12
CCI Incentive Credits	Avg Performance All CCIs (Points)	Provider Performance (%)*	Possible Points (Weight)	Provider Points Earned
Early EPSDT Medical Visits		67%	2	1.34
Early EPSDT Dental Visits		75%	2	1.50
Permanency Contacts		67%	5	3.35
Additional Academic Supports		12%	2	0.24
Active Agency Accreditation		100%	4	4.00
Staff Clinical Licensure		10%	5	0.50
Behavior Management (threshold = 0)		100%	4	4.00
<b>Incentives Total</b>	<b>7.65</b>		<b>24</b>	<b>14.93</b>
Maximum total combined incentive credit allowed is 10 points.			<b>Incentives Awarded</b>	<b>10.00</b>

\*Performance calculation descriptions can be found in the FY 2018 RBWO PBP Measurements and Standards Guide.

**Child Protective Services Investigations and Dispositions**

The following investigations data, which is not used for scoring but is considered significant to a provider's performance, is from Georgia SHINES and is not considered final or complete until the end of the fiscal year.

Total Reports:	0
Number Screened In:	0
Number Screened Out:	0
Number Substantiated:	0
Number Unsubstantiated:	0
Number Active CPS Investigations:	0



DHS, DFCS, Office of Provider Management  
**Performance-Based Placement Measures**  
**RBWO Provider GA+SCORECARD - CCI**



Report Quarter: Q3 FY2018

**Provider/Program Name: Methodist Home for Children & Youth, The - dba Valdosta Group Home (752) - CCI**

2545 East Park Ave., Valdosta, GA 31605

Phone: 229-247-5100

Vendor ID# 35466

Quarterly Scores (Grades)

Q1: 106.09 (A+)

Q2: 106.84 (A+)

Q3: 107.23 (A+)

Q4: N/A

Current Quarter Score (Grade)

107.23%

(A+)

Program Census Information:

# Children in Care During Quarter: 10

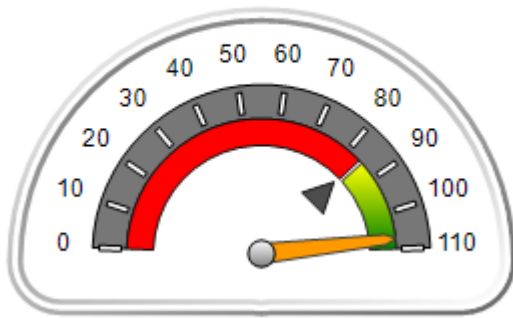
# Placements During Quarter: 10

# Children in Care On Last Day: 9

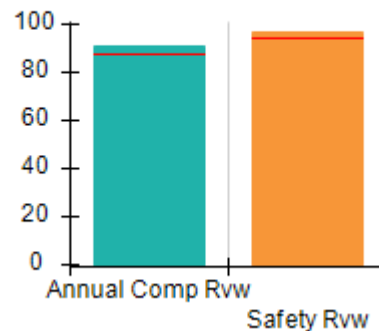
**Quarterly Provider Comparisons to All CCIs**

▼ indicates average for all CCIs

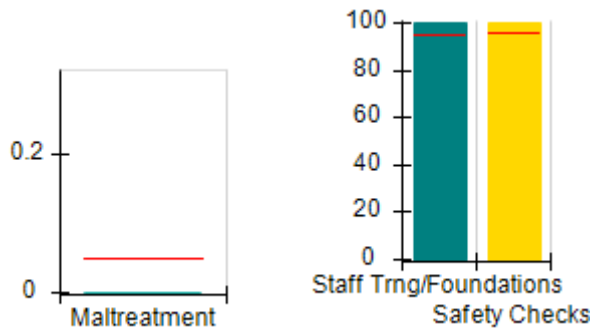
Overall Score (%)



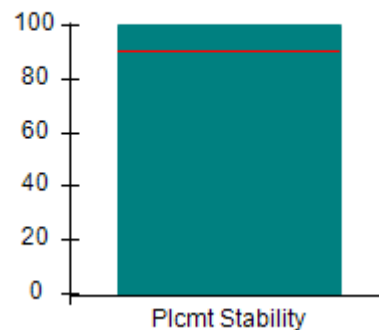
OPM Monitoring Reviews (%)



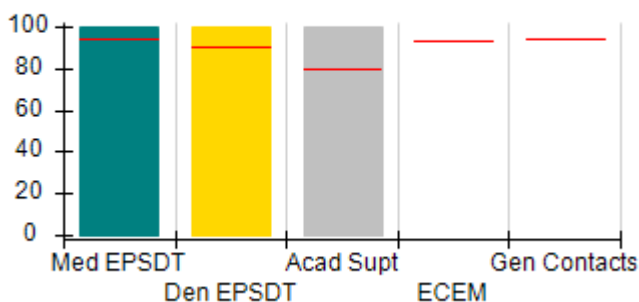
Safety Outcomes (%)



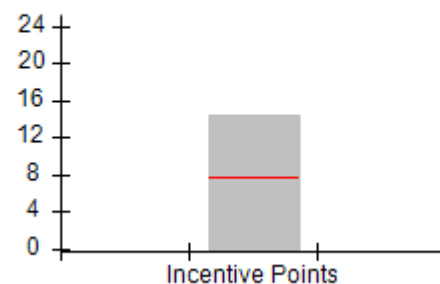
Permanency Outcomes (%)



Well-Being Outcomes (%)



Incentives Earned (Points)







# Performance-Based Placement Measures

## RBWO Provider GA+SCORECARD - CCI

Report Quarter: Q3 FY2018

Provider/Program Name: Methodist Home for Children & Youth, The - dba Valdosta Group Home (752) - CCI				
2545 East Park Ave., Valdosta, GA 31605		Quarterly Scores (Grades)		Current Quarter Score (Grade)
Phone: 229-247-5100		Q1: 106.09 (A+)	Q2: 106.84 (A+)	107.23% (A+)
Vendor ID# 35466		Q3: 107.23 (A+)	Q4: N/A	
Program Census Information:		# Children in Care During Quarter: 10	# Placements During Quarter: 10	# Children in Care On Last Day: 9
	Avg Performance All CCIs (%)	Provider Performance (%)*	Possible Points (Weight)	Provider Points Earned
<b>OPM Monitoring Reviews</b>				
Annual Comprehensive Reviews	87%	91%	25	22.71
Safety Reviews	94%	97%	15	14.55
<b>Monitoring Sub-Total</b>			<b>40</b>	<b>37.26</b>
<b>CCI Safety Outcomes</b>				
Incidence of Maltreatment	0.05%	No Substantiated Reports	10	10.00
Staff Training/Foundations	95%	100%	5	5.00
Staff Safety Checks	95%	100%	5	5.00
<b>Safety Sub-Total</b>			<b>20</b>	<b>20.00</b>
<b>CCI Permanency Outcomes</b>				
Placement Stability	90%	100%	15	15.00
<b>Permanency Sub-Total</b>			<b>15</b>	<b>15.00</b>
<b>CCI Well-Being Outcomes</b>				
EPSDT Medical Visits	94%	100%	9.1	9.08
EPSDT Dental Visits	90%	100%	9.1	9.08
Academic Supports	79%	100%	6.8	6.81
Provider ECEM Visits	93%	Not Eligible	N/A	
Provider General Contacts	93%	Not Eligible	N/A	
Placements with Siblings	38%	0%	Not Scored	Not Scored
Placements within Legal County	16%	0%	Not Scored	Not Scored
<b>Well-Being Sub-Total</b>			<b>25</b>	<b>24.97</b>

\*Performance calculation descriptions can be found in the FY 2018 RBWO PBP Measurements and Standards Guide.

Monitoring & Outcomes: Possible Points = 100		Points Earned = 97.23	
Score Before Incentives Credit			97.23%
Incentives Awarded			10.00 pts
PBP Verification			N/A pts
Total Score			107.23%



DHS, DFCS, Office of Provider Management  
**Performance-Based Placement Measures**  
**RBWO Provider GA+SCORECARD - CCI**



Report Quarter: Q3 FY2018

**Provider/Program Name: Methodist Home for Children & Youth, The - dba Valdosta Group Home (752) - CCI**

Program Census Information:		# Children in Care During Quarter: 10	# Placements During Quarter: 10	# Children in Care On Last Day: 9
CCI Incentive Credits	Avg Performance All CCIs (Points)	Provider Performance (%)*	Possible Points (Weight)	Provider Points Earned
Early EPSDT Medical Visits		100%	2	2.00
Early EPSDT Dental Visits		100%	2	2.00
Permanency Contacts		None Planned	5	
Additional Academic Supports		100%	2	2.00
Active Agency Accreditation		100%	4	4.00
Staff Clinical Licensure		10%	5	0.50
Behavior Management (threshold = 0)		100%	4	4.00
<b>Incentives Total</b>	<b>7.65</b>		<b>24</b>	<b>14.50</b>
Maximum total combined incentive credit allowed is 10 points.			<b>Incentives Awarded</b>	<b>10.00</b>

\*Performance calculation descriptions can be found in the FY 2018 RBWO PBP Measurements and Standards Guide.

### Child Protective Services Investigations and Dispositions

The following investigations data, which is not used for scoring but is considered significant to a provider's performance, is from Georgia SHINES and is not considered final or complete until the end of the fiscal year.

Total Reports:	0
Number Screened In:	0
Number Screened Out:	0
Number Substantiated:	0
Number Unsubstantiated:	0
Number Active CPS Investigations:	0



DHS, DFCS, Office of Provider Management  
**Performance-Based Placement Measures**  
**RBWO Provider GA+SCORECARD - CCI**  
Report Quarter: Q3 FY2018



**Provider/Program Name: Methodist Home for Children & Youth, The - Macon (754) - CCI**

304 Pierce Ave., Macon, GA 31204

Phone: 478-751-2800

Vendor ID# 35456

**Quarterly Scores (Grades)**

Q1: 103.15 (A+)

Q2: 103.23 (A+)

Q3: 105.66 (A+)

Q4: N/A

**Current Quarter Score (Grade)**

**105.66%**

**(A+)**

Program Census Information:

# Children in Care During  
Quarter: 79

# Placements During  
Quarter: 79

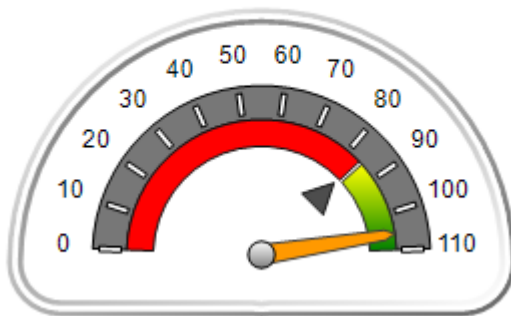
# Children in Care On Last  
Day: 61

**Quarterly Provider Comparisons to All CCIs**

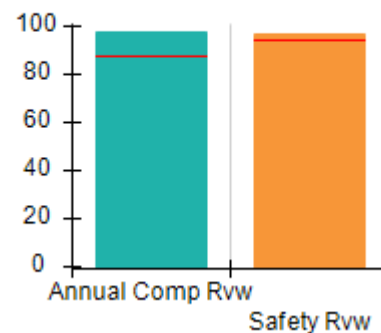


indicates average for all CCIs

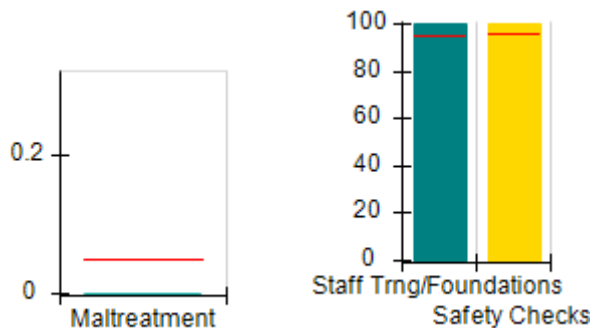
**Overall Score (%)**



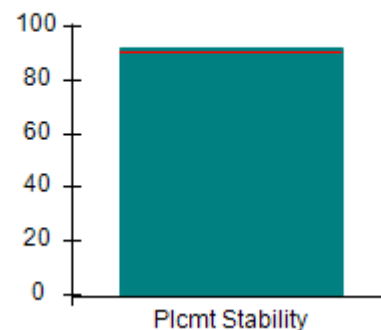
**OPM Monitoring Reviews (%)**



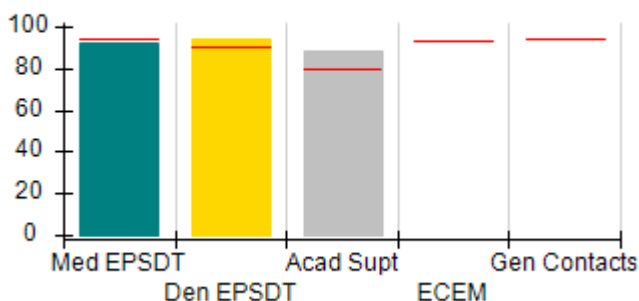
**Safety Outcomes (%)**



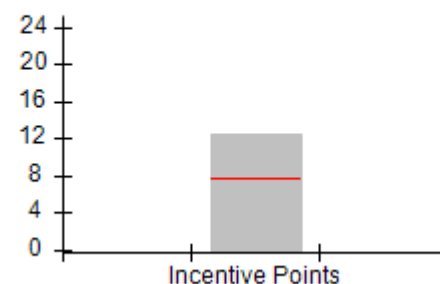
**Permanency Outcomes (%)**



**Well-Being Outcomes (%)**



**Incentives Earned (Points)**





DHS, DFCS, Office of Provider Management  
**Performance-Based Placement Measures**  
**RBWO Provider GA+SCORECARD - CCI**  
**Report Quarter: Q3 FY2018**



**Provider/Program Name: Methodist Home for Children & Youth, The - Macon (754) - CCI**

<b>304 Pierce Ave., Macon, GA 31204</b>  <b>Phone: 478-751-2800</b>  <b>Vendor ID# 35456</b>	<b>Quarterly Scores (Grades)</b>		<b>Current Quarter Score (Grade)</b>
	<b>Q1: 103.15 (A+)</b>	<b>Q2: 103.23 (A+)</b>	<b>105.66%</b>
	<b>Q3: 105.66 (A+)</b>	<b>Q4: N/A</b>	<b>(A+)</b>

Program Census Information:	# Children in Care During Quarter: 79	# Placements During Quarter: 79	# Children in Care On Last Day: 61
-----------------------------	---------------------------------------	---------------------------------	------------------------------------

	<b>Avg Performance All CCIs (%)</b>	<b>Provider Performance (%)*</b>	<b>Possible Points (Weight)</b>	<b>Provider Points Earned</b>
--	-------------------------------------	----------------------------------	---------------------------------	-------------------------------

**OPM Monitoring Reviews**

Annual Comprehensive Reviews	87%	98%	25	24.45
Safety Reviews	94%	97%	15	14.54
<b>Monitoring Sub-Total</b>			<b>40</b>	<b>38.98</b>

**CCI Safety Outcomes**

Incidence of Maltreatment	0.05%	No Substantiated Reports	10	10.00
Staff Training/Foundations	95%	100%	5	5.00
Staff Safety Checks	95%	100%	5	5.00
<b>Safety Sub-Total</b>			<b>20</b>	<b>20.00</b>

**CCI Permanency Outcomes**

Placement Stability	90%	92%	15	13.80
<b>Permanency Sub-Total</b>			<b>15</b>	<b>13.80</b>

**CCI Well-Being Outcomes**

EPSDT Medical Visits	94%	92%	9.1	8.35
EPSDT Dental Visits	90%	94%	9.1	8.54
Academic Supports	79%	88%	6.8	5.99
Provider ECEM Visits	93%	Not Eligible	N/A	
Provider General Contacts	93%	Not Eligible	N/A	
Placements with Siblings	38%	42%	Not Scored	Not Scored
Placements within Legal County	16%	14%	Not Scored	Not Scored
<b>Well-Being Sub-Total</b>			<b>25</b>	<b>22.88</b>

\*Performance calculation descriptions can be found in the FY 2018 RBWO PBP Measurements and Standards Guide.

<b>Monitoring &amp; Outcomes: Possible Points = 100</b>	<b>Points Earned = 95.66</b>
<b>Score Before Incentives Credit</b>	<b>95.66%</b>
<b>Incentives Awarded</b>	<b>10.00 pts</b>
<b>PBP Verification</b>	<b>N/A pts</b>
<b>Total Score</b>	<b>105.66%</b>



**DHS, DFCS, Office of Provider Management**  
**Performance-Based Placement Measures**  
**RBWO Provider GA+SCORECARD - CCI**  
**Report Quarter: Q3 FY2018**



**Provider/Program Name: Methodist Home for Children & Youth, The - Macon (754) - CCI**

Program Census Information:		# Children in Care During Quarter: 79	# Placements During Quarter: 79	# Children in Care On Last Day: 61
CCI Incentive Credits	Avg Performance All CCIs (Points)	Provider Performance (%)*	Possible Points (Weight)	Provider Points Earned
Early EPSDT Medical Visits		67%	2	1.34
Early EPSDT Dental Visits		83%	2	1.66
Permanency Contacts		0%	5	0.00
Additional Academic Supports		52%	2	1.04
Active Agency Accreditation		100%	4	4.00
Staff Clinical Licensure		10%	5	0.50
Behavior Management (threshold = 0)		100%	4	4.00
<b>Incentives Total</b>	<b>7.65</b>		<b>24</b>	<b>12.54</b>
Maximum total combined incentive credit allowed is 10 points.			<b>Incentives Awarded</b>	<b>10.00</b>

\*Performance calculation descriptions can be found in the FY 2018 RBWO PBP Measurements and Standards Guide.

**Child Protective Services Investigations and Dispositions**

The following investigations data, which is not used for scoring but is considered significant to a provider's performance, is from Georgia SHINES and is not considered final or complete until the end of the fiscal year.

Total Reports:	2	
Number Screened In:	2	
Number Screened Out:	0	
Number Substantiated:	0	
Number Unsubstantiated:	0	
Number Active CPS Investigations:	2	



DHS, DFCS, Office of Provider Management  
**Performance-Based Placement Measures**  
**RBWO Provider GA+SCORECARD - CCI**



Report Quarter: Q3 FY2018

**Provider/Program Name: Methodist Home for Children & Youth, The - Our House at Carpenter's Way Ranch (1015) - CCI**

1645 Hunter Rd., Cataula, GA 31804

Phone: 706-322-5406

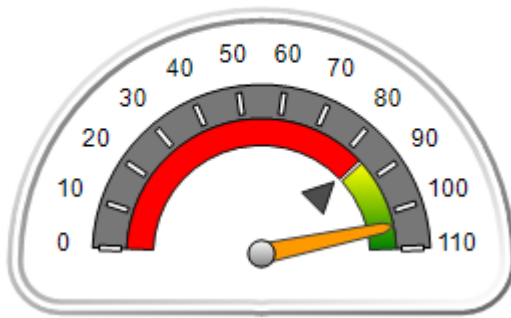
Vendor ID# 35257

	Quarterly Scores (Grades)		Current Quarter Score (Grade)
	Q1: 97.53 (A+)	Q2: 102.75 (A+)	103.84% (A+)
	Q3: 103.84 (A+)	Q4: N/A	
Program Census Information:	# Children in Care During Quarter: 36	# Placements During Quarter: 36	# Children in Care On Last Day: 27

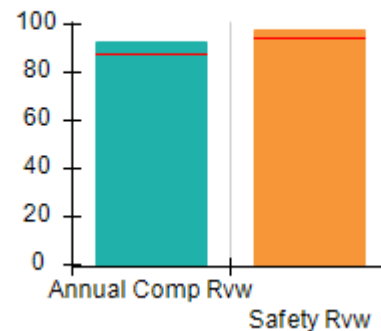
**Quarterly Provider Comparisons to All CCIs**

▼ indicates average for all CCIs

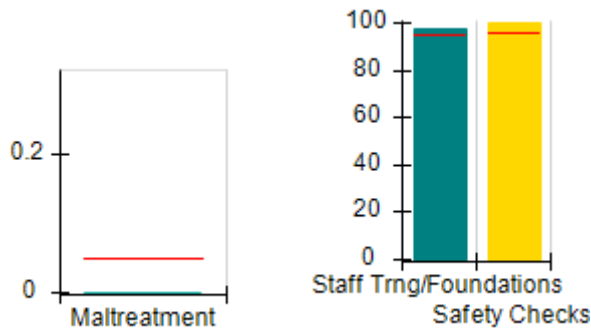
Overall Score (%)



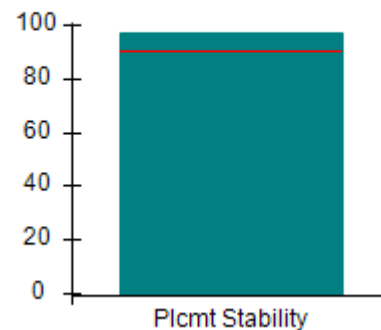
OPM Monitoring Reviews (%)



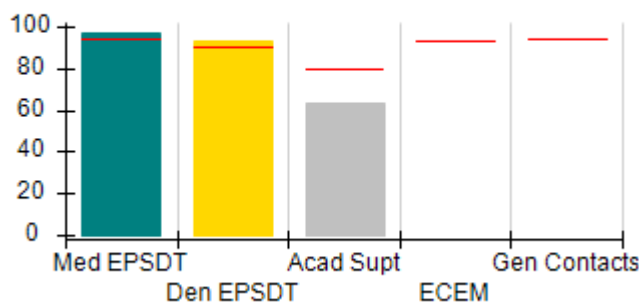
Safety Outcomes (%)



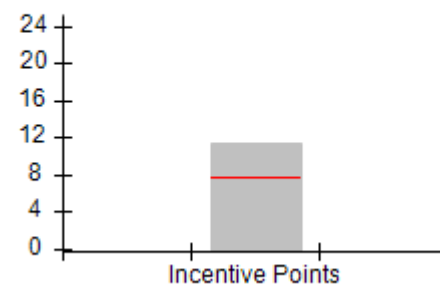
Permanency Outcomes (%)



Well-Being Outcomes (%)



Incentives Earned (Points)





# Performance-Based Placement Measures RBWO Provider GA+SCORECARD - CCI

Report Quarter: Q3 FY2018

Provider/Program Name: Methodist Home for Children & Youth, The - Our House at Carpenter's Way Ranch (1015) - CCI				
1645 Hunter Rd., Cataula, GA 31804		Quarterly Scores (Grades)		Current Quarter Score (Grade)
Phone: 706-322-5406		Q1: 97.53 (A+)	Q2: 102.75 (A+)	103.84% (A+)
Vendor ID# 35257		Q3: 103.84 (A+)	Q4: N/A	
Program Census Information:		# Children in Care During Quarter: 36	# Placements During Quarter: 36	# Children in Care On Last Day: 27
	Avg Performance All CCIs (%)	Provider Performance (%)*	Possible Points (Weight)	Provider Points Earned
<b>OPM Monitoring Reviews</b>				
Annual Comprehensive Reviews	87%	93%	25	23.25
Safety Reviews	94%	98%	15	14.65
<b>Monitoring Sub-Total</b>			<b>40</b>	<b>37.90</b>
<b>CCI Safety Outcomes</b>				
Incidence of Maltreatment	0.05%	No Substantiated Reports	10	10.00
Staff Training/Foundations	95%	97%	5	4.85
Staff Safety Checks	95%	100%	5	5.00
<b>Safety Sub-Total</b>			<b>20</b>	<b>19.85</b>
<b>CCI Permanency Outcomes</b>				
Placement Stability	90%	97%	15	14.55
<b>Permanency Sub-Total</b>			<b>15</b>	<b>14.55</b>
<b>CCI Well-Being Outcomes</b>				
EPSDT Medical Visits	94%	97%	9.1	8.81
EPSDT Dental Visits	90%	93%	9.1	8.44
Academic Supports	79%	63%	6.8	4.29
Provider ECEM Visits	93%	Not Eligible	N/A	
Provider General Contacts	93%	Not Eligible	N/A	
Placements with Siblings	38%	46%	Not Scored	Not Scored
Placements within Legal County	16%	0%	Not Scored	Not Scored
<b>Well-Being Sub-Total</b>			<b>25</b>	<b>21.54</b>

\*Performance calculation descriptions can be found in the FY 2018 RBWO PBP Measurements and Standards Guide.

Monitoring & Outcomes: Possible Points = 100		Points Earned = 93.84	
Score Before Incentives Credit			93.84%
Incentives Awarded			10.00 pts
PBP Verification			N/A pts
Total Score			103.84%



**DHS, DFCS, Office of Provider Management**  
**Performance-Based Placement Measures**  
**RBWO Provider GA+SCORECARD - CCI**



**Report Quarter: Q3 FY2018**

**Provider/Program Name: Methodist Home for Children & Youth, The - Our House at Carpenter's Way Ranch (1015) - CCI**

Program Census Information:		# Children in Care During Quarter: 36	# Placements During Quarter: 36	# Children in Care On Last Day: 27
CCI Incentive Credits	Avg Performance All CCIs (Points)	Provider Performance (%)*	Possible Points (Weight)	Provider Points Earned
Early EPSDT Medical Visits		91%	2	1.82
Early EPSDT Dental Visits		67%	2	1.34
Permanency Contacts		0%	5	0.00
Additional Academic Supports		13%	2	0.26
Active Agency Accreditation		100%	4	4.00
Staff Clinical Licensure		0%	5	0.00
Behavior Management (threshold = 0)		100%	4	4.00
<b>Incentives Total</b>	<b>7.65</b>		<b>24</b>	<b>11.42</b>
Maximum total combined incentive credit allowed is 10 points.			<b>Incentives Awarded</b>	<b>10.00</b>

\*Performance calculation descriptions can be found in the FY 2018 RBWO PBP Measurements and Standards Guide.

**Child Protective Services Investigations and Dispositions**

The following investigations data, which is not used for scoring but is considered significant to a provider's performance, is from Georgia SHINES and is not considered final or complete until the end of the fiscal year.

Total Reports:	1
Number Screened In:	0
Number Screened Out:	1
Number Substantiated:	0
Number Unsubstantiated:	1
Number Active CPS Investigations:	-1





**DHS, DFCS, Office of Provider Management**  
**Performance-Based Placement Measures**  
**RBWO Provider GA+SCORECARD - CCI**



**Report Quarter: Q3 FY2018**

**Provider/Program Name: Methodist Home for Children & Youth, The - STARS Program (753) - CCI**

**304 Pierce Ave., Macon, GA 31204**

**Phone: 478-751-2800**

**Vendor ID# 35461**

**Quarterly Scores (Grades)**

**Current Quarter Score (Grade)**

**Q1: 106.16 (A+)**

**Q2: 107.96 (A+)**

**109.49%**

**Q3: 109.49 (A+)**

**Q4: N/A**

**(A+)**

**Program Census Information:**

# Children in Care During  
Quarter: 9

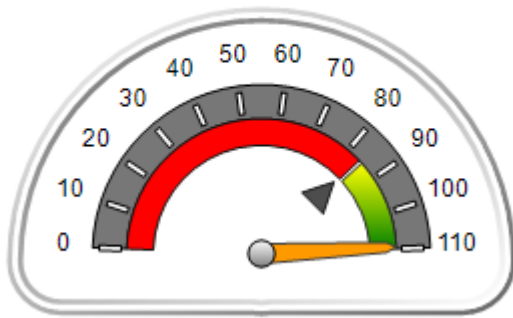
# Placements During  
Quarter: 9

# Children in Care On Last  
Day: 8

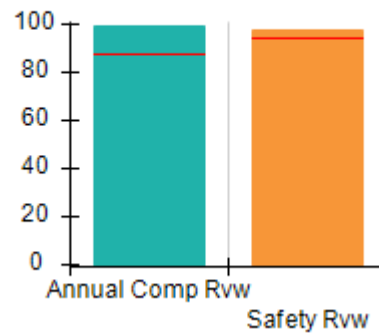
**Quarterly Provider Comparisons to All CCIs**

▼ — indicates average for all CCIs

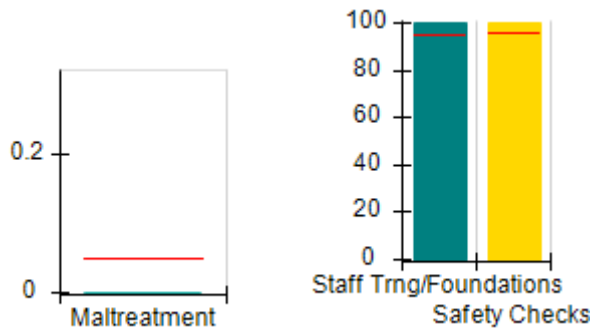
**Overall Score (%)**



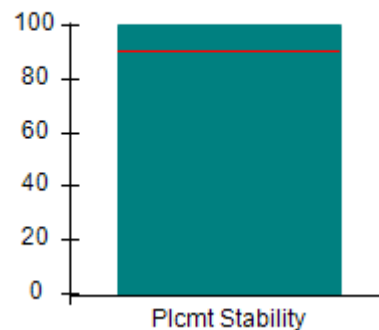
**OPM Monitoring Reviews (%)**



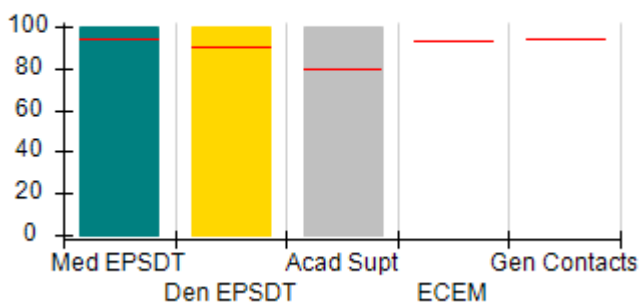
**Safety Outcomes (%)**



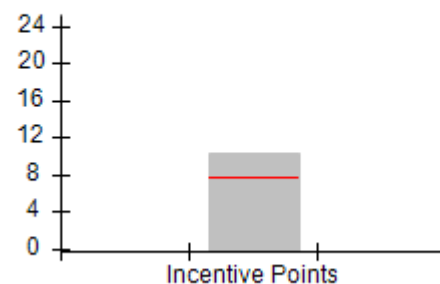
**Permanency Outcomes (%)**



**Well-Being Outcomes (%)**



**Incentives Earned (Points)**





DHS, DFCS, Office of Provider Management  
**Performance-Based Placement Measures**  
**RBWO Provider GA+SCORECARD - CCI**



Report Quarter: Q3 FY2018

**Provider/Program Name: Methodist Home for Children & Youth, The - STARS Program (753) - CCI**

<b>304 Pierce Ave., Macon, GA 31204</b>  <b>Phone: 478-751-2800</b>  <b>Vendor ID# 35461</b>	<b>Quarterly Scores (Grades)</b>		<b>Current Quarter Score (Grade)</b>
	<b>Q1: 106.16 (A+)</b>	<b>Q2: 107.96 (A+)</b>	<b>109.49% (A+)</b>
	<b>Q3: 109.49 (A+)</b>	<b>Q4: N/A</b>	

Program Census Information:	# Children in Care During Quarter: 9	# Placements During Quarter: 9	# Children in Care On Last Day: 8
-----------------------------	--------------------------------------	--------------------------------	-----------------------------------

	<b>Avg Performance All CCIs (%)</b>	<b>Provider Performance (%)*</b>	<b>Possible Points (Weight)</b>	<b>Provider Points Earned</b>
--	-------------------------------------	----------------------------------	---------------------------------	-------------------------------

**OPM Monitoring Reviews**

Annual Comprehensive Reviews	87%	100%	25	24.90
Safety Reviews	94%	98%	15	14.63
<b>Monitoring Sub-Total</b>			<b>40</b>	<b>39.52</b>

**CCI Safety Outcomes**

Incidence of Maltreatment	0.05%	No Substantiated Reports	10	10.00
Staff Training/Foundations	95%	100%	5	5.00
Staff Safety Checks	95%	100%	5	5.00
<b>Safety Sub-Total</b>			<b>20</b>	<b>20.00</b>

**CCI Permanency Outcomes**

Placement Stability	90%	100%	15	15.00
<b>Permanency Sub-Total</b>			<b>15</b>	<b>15.00</b>

**CCI Well-Being Outcomes**

EPSDT Medical Visits	94%	100%	9.1	9.08
EPSDT Dental Visits	90%	100%	9.1	9.08
Academic Supports	79%	100%	6.8	6.81
Provider ECEM Visits	93%	Not Eligible	N/A	
Provider General Contacts	93%	Not Eligible	N/A	
Placements with Siblings	38%	0%	Not Scored	Not Scored
Placements within Legal County	16%	0%	Not Scored	Not Scored
<b>Well-Being Sub-Total</b>			<b>25</b>	<b>24.97</b>

\*Performance calculation descriptions can be found in the FY 2018 RBWO PBP Measurements and Standards Guide.

<b>Monitoring &amp; Outcomes: Possible Points = 100</b>	<b>Points Earned = 99.49</b>
<b>Score Before Incentives Credit</b>	<b>99.49%</b>
<b>Incentives Awarded</b>	<b>10.00 pts</b>
<b>PBP Verification</b>	<b>N/A pts</b>
<b>Total Score</b>	<b>109.49%</b>



DHS, DFCS, Office of Provider Management  
**Performance-Based Placement Measures**  
**RBWO Provider GA+SCORECARD - CCI**  
Report Quarter: Q3 FY2018



**Provider/Program Name: Methodist Home for Children & Youth, The - STARS Program (753) - CCI**

Program Census Information:		# Children in Care During Quarter: 9	# Placements During Quarter: 9	# Children in Care On Last Day: 8
CCI Incentive Credits	Avg Performance All CCIs (Points)	Provider Performance (%)*	Possible Points (Weight)	Provider Points Earned
Early EPSDT Medical Visits		100%	2	2.00
Early EPSDT Dental Visits		100%	2	2.00
Permanency Contacts		None Planned	5	
Additional Academic Supports		90%	2	1.80
Active Agency Accreditation		100%	4	4.00
Staff Clinical Licensure		10%	5	0.50
Behavior Management (threshold = 0)		0%	4	0.00
<b>Incentives Total</b>	<b>7.65</b>		<b>24</b>	<b>10.30</b>
Maximum total combined incentive credit allowed is 10 points.			<b>Incentives Awarded</b>	<b>10.00</b>

\*Performance calculation descriptions can be found in the FY 2018 RBWO PBP Measurements and Standards Guide.

**Child Protective Services Investigations and Dispositions**

The following investigations data, which is not used for scoring but is considered significant to a provider's performance, is from Georgia SHINES and is not considered final or complete until the end of the fiscal year.

Total Reports:	0
Number Screened In:	0
Number Screened Out:	0
Number Substantiated:	0
Number Unsubstantiated:	0
Number Active CPS Investigations:	0



DHS, DFCS, Office of Provider Management  
**Performance-Based Placement Measures**  
**RBWO Provider GA+SCORECARD - CCI**



Report Quarter: Q3 FY2018

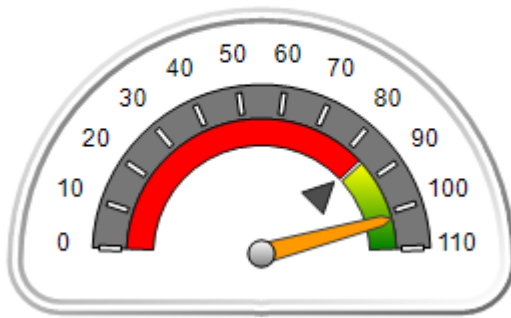
**Provider/Program Name: Morningstar Children and Family Services - Residential Program (764) - CCI**

One Youth Estate Drive, Brunswick, GA 31525  Phone: 912-267-3700  Vendor ID# 35480	Quarterly Scores (Grades)		Current Quarter Score (Grade)
	Q1: 83.86 (B-)	Q2: 103.31 (A+)	101.79% (A+)
	Q3: 101.79 (A+)	Q4: N/A	
Program Census Information:	# Children in Care During Quarter: 50	# Placements During Quarter: 50	# Children in Care On Last Day: 44

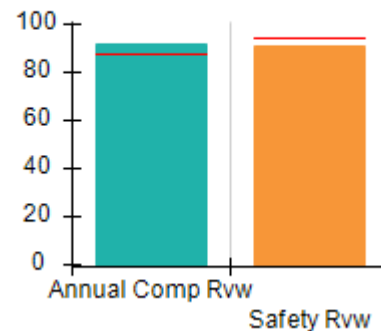
**Quarterly Provider Comparisons to All CCIs**

▼ — indicates average for all CCIs

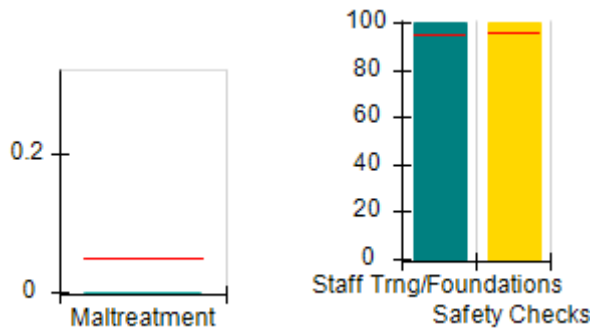
Overall Score (%)



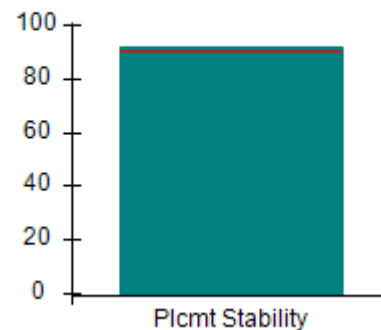
OPM Monitoring Reviews (%)



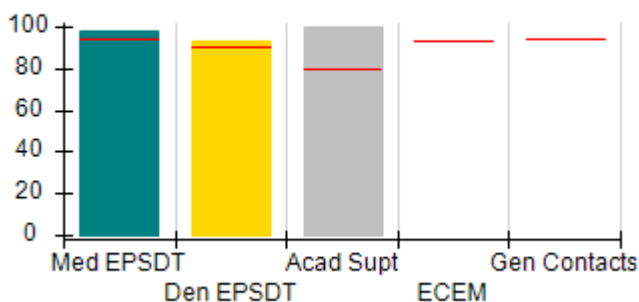
Safety Outcomes (%)



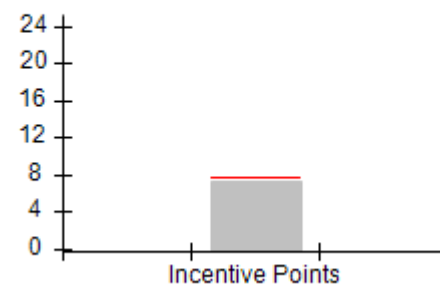
Permanency Outcomes (%)



Well-Being Outcomes (%)



Incentives Earned (Points)





DHS, DFCS, Office of Provider Management  
**Performance-Based Placement Measures**  
**RBWO Provider GA+SCORECARD - CCI**



Report Quarter: Q3 FY2018

Provider/Program Name: Morningstar Children and Family Services - Residential Program (764) - CCI				
<b>One Youth Estate Drive, Brunswick, GA 31525</b>  <b>Phone: 912-267-3700</b>  <b>Vendor ID# 35480</b>		Quarterly Scores (Grades)		Current Quarter Score (Grade)
		Q1: 83.86 (B-)	Q2: 103.31 (A+)	<b>101.79%</b> <b>(A+)</b>
		Q3: 101.79 (A+)	Q4: N/A	
Program Census Information:		# Children in Care During Quarter: 50	# Placements During Quarter: 50	# Children in Care On Last Day: 44
	Avg Performance All CCIs (%)	Provider Performance (%)*	Possible Points (Weight)	Provider Points Earned
<b>OPM Monitoring Reviews</b>				
Annual Comprehensive Reviews	87%	92%	25	22.98
Safety Reviews	94%	91%	15	13.69
<b>Monitoring Sub-Total</b>			<b>40</b>	<b>36.67</b>
<b>CCI Safety Outcomes</b>				
Incidence of Maltreatment	0.05%	No Substantiated Reports	10	10.00
Staff Training/Foundations	95%	100%	5	5.00
Staff Safety Checks	95%	100%	5	5.00
<b>Safety Sub-Total</b>			<b>20</b>	<b>20.00</b>
<b>CCI Permanency Outcomes</b>				
Placement Stability	90%	92%	15	13.80
<b>Permanency Sub-Total</b>			<b>15</b>	<b>13.80</b>
<b>CCI Well-Being Outcomes</b>				
EPSDT Medical Visits	94%	98%	9.1	8.90
EPSDT Dental Visits	90%	93%	9.1	8.44
Academic Supports	79%	100%	6.8	6.81
Provider ECEM Visits	93%	Not Eligible	N/A	
Provider General Contacts	93%	Not Eligible	N/A	
Placements with Siblings	38%	69%	Not Scored	Not Scored
Placements within Legal County	16%	0%	Not Scored	Not Scored
<b>Well-Being Sub-Total</b>			<b>25</b>	<b>24.15</b>

\*Performance calculation descriptions can be found in the FY 2018 RBWO PBP Measurements and Standards Guide.

<b>Monitoring &amp; Outcomes: Possible Points = 100</b>	<b>Points Earned = 94.62</b>
<b>Score Before Incentives Credit</b>	<b>94.62%</b>
<b>Incentives Awarded</b>	<b>7.17 pts</b>
<b>PBP Verification</b>	<b>N/A pts</b>
<b>Total Score</b>	<b>101.79%</b>



DHS, DFCS, Office of Provider Management  
**Performance-Based Placement Measures**  
**RBWO Provider GA+SCORECARD - CCI**  
**Report Quarter: Q3 FY2018**



**Provider/Program Name: Morningstar Children and Family Services - Residential Program (764) - CCI**

Program Census Information:		# Children in Care During Quarter: 50	# Placements During Quarter: 50	# Children in Care On Last Day: 44
CCI Incentive Credits	Avg Performance All CCIs (Points)	Provider Performance (%)*	Possible Points (Weight)	Provider Points Earned
Early EPSDT Medical Visits		93%	2	1.86
Early EPSDT Dental Visits		78%	2	1.56
Permanency Contacts		33%	5	1.65
Additional Academic Supports		5%	2	0.10
Active Agency Accreditation		50%	4	2.00
Staff Clinical Licensure		0%	5	0.00
Behavior Management (threshold = 0)		0%	4	0.00
<b>Incentives Total</b>	<b>7.65</b>		<b>24</b>	<b>7.17</b>
Maximum total combined incentive credit allowed is 10 points.			<b>Incentives Awarded</b>	<b>7.17</b>

\*Performance calculation descriptions can be found in the FY 2018 RBWO PBP Measurements and Standards Guide.

**Child Protective Services Investigations and Dispositions**

The following investigations data, which is not used for scoring but is considered significant to a provider's performance, is from Georgia SHINES and is not considered final or complete until the end of the fiscal year.

Total Reports:	4
Number Screened In:	1
Number Screened Out:	3
Number Substantiated:	0
Number Unsubstantiated:	2
Number Active CPS Investigations:	-1



**DHS, DFCS, Office of Provider Management**  
**Performance-Based Placement Measures**  
**RBWO Provider GA+SCORECARD - CCI**  
**Report Quarter: Q3 FY2018**



**Provider/Program Name: Mountain Top Boys' Home, Inc. - (888) - CCI**

**65 Mountain Top Way, Sugar Valley, GA 30746**

**Phone: 706-397-8223**

**Vendor ID# 35481**

**Quarterly Scores (Grades)**

**Q1: 100.85 (A+)**

**Q2: 100.45 (A+)**

**Q3: 93.55 (A-)**

**Q4: N/A**

**Current Quarter Score (Grade)**

**93.55%**

**(A-)**

**Program Census Information:**

**# Children in Care During Quarter: 13**

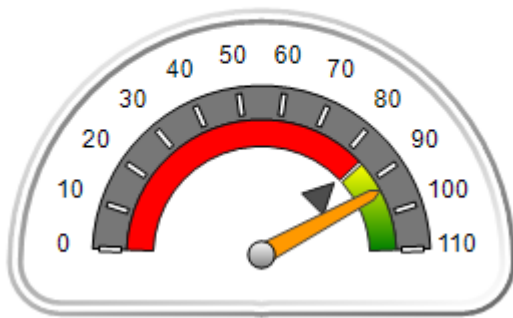
**# Placements During Quarter: 13**

**# Children in Care On Last Day: 8**

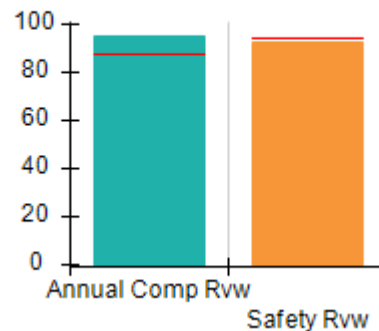
**Quarterly Provider Comparisons to All CCIs**

▼ — indicates average for all CCIs

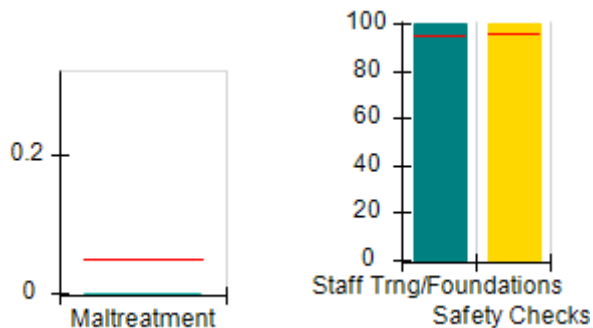
**Overall Score (%)**



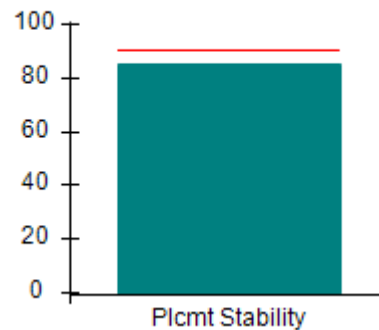
**OPM Monitoring Reviews (%)**



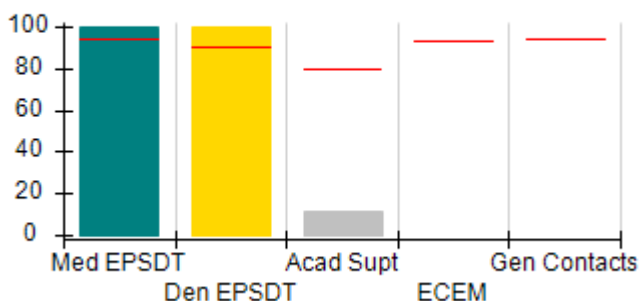
**Safety Outcomes (%)**



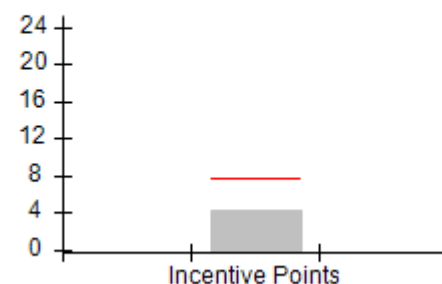
**Permanency Outcomes (%)**



**Well-Being Outcomes (%)**



**Incentives Earned (Points)**





DHS, DFCS, Office of Provider Management  
**Performance-Based Placement Measures**  
**RBWO Provider GA+SCORECARD - CCI**  
 Report Quarter: Q3 FY2018



Provider/Program Name: Mountain Top Boys' Home, Inc. - (888) - CCI				
65 Mountain Top Way, Sugar Valley, GA 30746 Phone: 706-397-8223 Vendor ID# 35481		Quarterly Scores (Grades)		Current Quarter Score (Grade)
		Q1: 100.85 (A+)	Q2: 100.45 (A+)	<b>93.55%</b> <b>(A-)</b>
		Q3: 93.55 (A-)	Q4: N/A	
Program Census Information:		# Children in Care During Quarter: 13	# Placements During Quarter: 13	# Children in Care On Last Day: 8
	Avg Performance All CCIs (%)	Provider Performance (%)*	Possible Points (Weight)	Provider Points Earned
<b>OPM Monitoring Reviews</b>				
Annual Comprehensive Reviews	87%	95%	25	23.73
Safety Reviews	94%	93%	15	13.93
<b>Monitoring Sub-Total</b>			<b>40</b>	<b>37.66</b>
<b>CCI Safety Outcomes</b>				
Incidence of Maltreatment	0.05%	No Substantiated Reports	10	10.00
Staff Training/Foundations	95%	100%	5	5.00
Staff Safety Checks	95%	100%	5	5.00
<b>Safety Sub-Total</b>			<b>20</b>	<b>20.00</b>
<b>CCI Permanency Outcomes</b>				
Placement Stability	90%	85%	15	12.75
<b>Permanency Sub-Total</b>			<b>15</b>	<b>12.75</b>
<b>CCI Well-Being Outcomes</b>				
EPSDT Medical Visits	94%	100%	9.1	9.08
EPSDT Dental Visits	90%	100%	9.1	9.08
Academic Supports	79%	12%	6.8	0.82
Provider ECEM Visits	93%	Not Eligible	N/A	
Provider General Contacts	93%	Not Eligible	N/A	
Placements with Siblings	38%	83%	Not Scored	Not Scored
Placements within Legal County	16%	0%	Not Scored	Not Scored
<b>Well-Being Sub-Total</b>			<b>25</b>	<b>18.98</b>
*Performance calculation descriptions can be found in the FY 2018 RBWO PBP Measurements and Standards Guide.				

Monitoring & Outcomes: Possible Points = 100		Points Earned = 89.39	
<b>Score Before Incentives Credit</b>		<b>89.39%</b>	
<b>Incentives Awarded</b>		<b>4.16 pts</b>	
<b>PBP Verification</b>		<b>N/A pts</b>	
<b>Total Score</b>		<b>93.55%</b>	





DHS, DFCS, Office of Provider Management  
**Performance-Based Placement Measures**  
**RBWO Provider GA+SCORECARD - CCI**  
Report Quarter: Q3 FY2018



**Provider/Program Name: Mountain Top Boys' Home, Inc. - (888) - CCI**

Program Census Information:		# Children in Care During Quarter: 13	# Placements During Quarter: 13	# Children in Care On Last Day: 8
CCI Incentive Credits	Avg Performance All CCIs (Points)	Provider Performance (%)*	Possible Points (Weight)	Provider Points Earned
Early EPSDT Medical Visits		Not Eligible	2	
Early EPSDT Dental Visits		Not Eligible	2	
Permanency Contacts		None Planned	5	
Additional Academic Supports		8%	2	0.16
Active Agency Accreditation		0%	4	0.00
Staff Clinical Licensure		0%	5	0.00
Behavior Management (threshold = 0)		100%	4	4.00
<b>Incentives Total</b>	<b>7.65</b>		<b>24</b>	<b>4.16</b>
Maximum total combined incentive credit allowed is 10 points.			<b>Incentives Awarded</b>	<b>4.16</b>

\*Performance calculation descriptions can be found in the FY 2018 RBWO PBP Measurements and Standards Guide.

**Child Protective Services Investigations and Dispositions**

The following investigations data, which is not used for scoring but is considered significant to a provider's performance, is from Georgia SHINES and is not considered final or complete until the end of the fiscal year.

Total Reports:	0	
Number Screened In:	0	
Number Screened Out:	0	
Number Substantiated:	0	
Number Unsubstantiated:	0	
Number Active CPS Investigations:	0	



**DHS, DFCS, Office of Provider Management**  
**Performance-Based Placement Measures**  
**RBWO Provider GA+SCORECARD - CCI**  
**Report Quarter: Q3 FY2018**



**Provider/Program Name: Murphy-Harpst Children's Centers - (770) - CCI**

**740 Fletcher St., Cedartown, GA 30125**

**Phone: 770-748-1500**

**Vendor ID# 35484**

**Quarterly Scores (Grades)**

**Q1: 93.28 (A-)**

**Q2: 101.85 (A+)**

**Q3: 96.26 (A)**

**Q4: N/A**

**Current Quarter Score (Grade)**

**96.26%**

**(A)**

Program Census Information:

# Children in Care During Quarter: 64

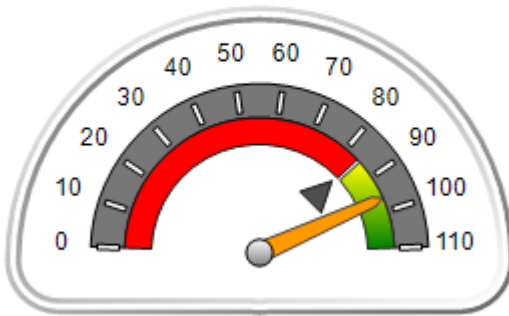
# Placements During Quarter: 64

# Children in Care On Last Day: 43

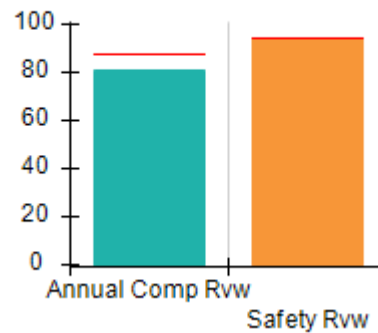
**Quarterly Provider Comparisons to All CCIs**

▼ — indicates average for all CCIs

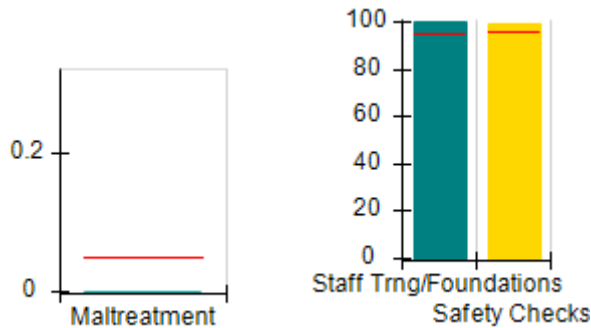
**Overall Score (%)**



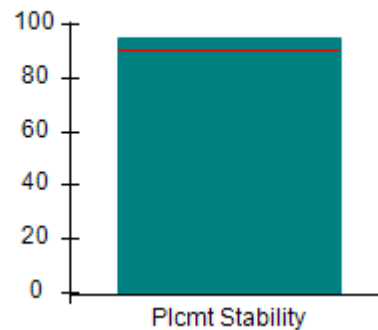
**OPM Monitoring Reviews (%)**



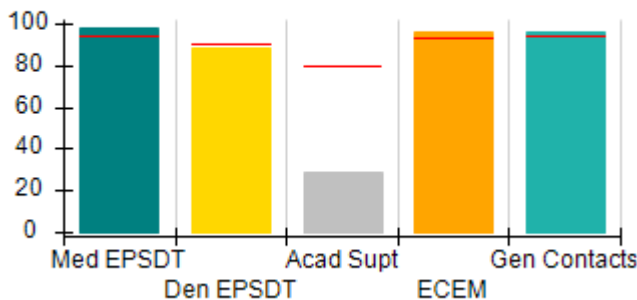
**Safety Outcomes (%)**



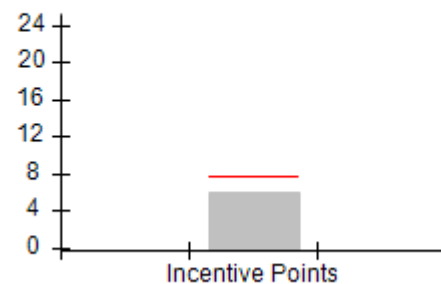
**Permanency Outcomes (%)**



**Well-Being Outcomes (%)**



**Incentives Earned (Points)**





DHS, DFCS, Office of Provider Management  
**Performance-Based Placement Measures**  
**RBWO Provider GA+SCORECARD - CCI**  
 Report Quarter: Q3 FY2018



**Provider/Program Name: Murphy-Harpst Children's Centers - (770) - CCI**

<b>740 Fletcher St., Cedartown, GA 30125</b>  <b>Phone: 770-748-1500</b>  <b>Vendor ID# 35484</b>	<b>Quarterly Scores (Grades)</b>		<b>Current Quarter Score (Grade)</b>
	<b>Q1: 93.28 (A-)</b>	<b>Q2: 101.85 (A+)</b>	<b>96.26%</b> <b>(A)</b>
	<b>Q3: 96.26 (A)</b>	<b>Q4: N/A</b>	

Program Census Information:	# Children in Care During Quarter: 64	# Placements During Quarter: 64	# Children in Care On Last Day: 43
-----------------------------	---------------------------------------	---------------------------------	------------------------------------

	<b>Avg Performance All CCIs (%)</b>	<b>Provider Performance (%)*</b>	<b>Possible Points (Weight)</b>	<b>Provider Points Earned</b>
--	-------------------------------------	----------------------------------	---------------------------------	-------------------------------

**OPM Monitoring Reviews**

Annual Comprehensive Reviews	87%	81%	25	20.23
Safety Reviews	94%	94%	15	14.14
<b>Monitoring Sub-Total</b>			<b>40</b>	<b>34.37</b>

**CCI Safety Outcomes**

Incidence of Maltreatment	0.05%	No Substantiated Reports	10	10.00
Staff Training/Foundations	95%	100%	5	5.00
Staff Safety Checks	95%	99%	5	4.95
<b>Safety Sub-Total</b>			<b>20</b>	<b>19.95</b>

**CCI Permanency Outcomes**

Placement Stability	90%	95%	15	14.25
<b>Permanency Sub-Total</b>			<b>15</b>	<b>14.25</b>

**CCI Well-Being Outcomes**

EPSDT Medical Visits	94%	98%	4	3.92
EPSDT Dental Visits	90%	88%	4	3.52
Academic Supports	79%	29%	3	0.87
Provider ECEM Visits	93%	96%	7	6.72
Provider General Contacts	93%	96%	7	6.72
Placements with Siblings	38%	0%	Not Scored	Not Scored
Placements within Legal County	16%	0%	Not Scored	Not Scored
<b>Well-Being Sub-Total</b>			<b>25</b>	<b>21.75</b>

\*Performance calculation descriptions can be found in the FY 2018 RBWO PBP Measurements and Standards Guide.

<b>Monitoring &amp; Outcomes: Possible Points = 100</b>	<b>Points Earned = 90.32</b>
<b>Score Before Incentives Credit</b>	<b>90.32%</b>
<b>Incentives Awarded</b>	<b>5.94 pts</b>
<b>PBP Verification</b>	<b>N/A pts</b>
<b>Total Score</b>	<b>96.26%</b>



DHS, DFCS, Office of Provider Management  
**Performance-Based Placement Measures**  
**RBWO Provider GA+SCORECARD - CCI**  
Report Quarter: Q3 FY2018



**Provider/Program Name: Murphy-Harpst Children's Centers - (770) - CCI**

Program Census Information:		# Children in Care During Quarter: 64	# Placements During Quarter: 64	# Children in Care On Last Day: 43
CCI Incentive Credits	Avg Performance All CCIs (Points)	Provider Performance (%)*	Possible Points (Weight)	Provider Points Earned
Early EPSDT Medical Visits		89%	2	1.78
Early EPSDT Dental Visits		73%	2	1.46
Permanency Contacts		14%	5	0.70
Additional Academic Supports		0%	2	0.00
Active Agency Accreditation		50%	4	2.00
Staff Clinical Licensure		0%	5	0.00
Behavior Management (threshold = 0)		0%	4	0.00
<b>Incentives Total</b>	<b>7.65</b>		<b>24</b>	<b>5.94</b>
Maximum total combined incentive credit allowed is 10 points.			<b>Incentives Awarded</b>	<b>5.94</b>

\*Performance calculation descriptions can be found in the FY 2018 RBWO PBP Measurements and Standards Guide.

**Child Protective Services Investigations and Dispositions**

The following investigations data, which is not used for scoring but is considered significant to a provider's performance, is from Georgia SHINES and is not considered final or complete until the end of the fiscal year.

Total Reports:	2	
Number Screened In:	0	
Number Screened Out:	2	
Number Substantiated:	0	
Number Unsubstantiated:	0	
Number Active CPS Investigations:	0	



DHS, DFCS, Office of Provider Management  
**Performance-Based Placement Measures**  
**RBWO Provider GA+SCORECARD - CCI**  
Report Quarter: Q3 FY2018



**Provider/Program Name: New Mercy, Inc. - (5247) - CCI**

2 Braddock Ct., Columbus, GA 31907

Phone: 706-573-8282

Vendor ID# 143033

**Quarterly Scores (Grades)**

Q1: 00.00 (F)

Q2: 62.33 (D-)

Q3: 90.56 (A-)

Q4: N/A

**Current Quarter Score (Grade)**

**90.56%**

**(A-)**

Program Census Information:

# Children in Care During  
Quarter: 6

# Placements During  
Quarter: 7

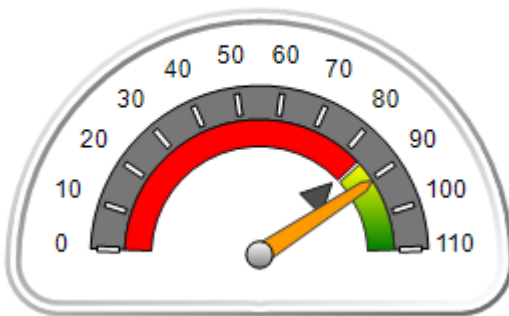
# Children in Care On Last  
Day: 5

**Quarterly Provider Comparisons to All CCIs**

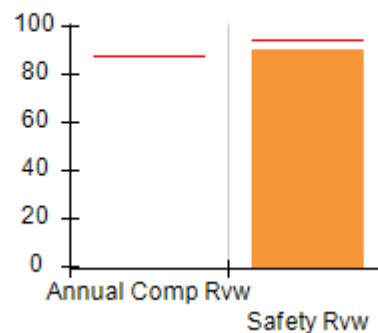


indicates average for all CCIs

**Overall Score (%)**



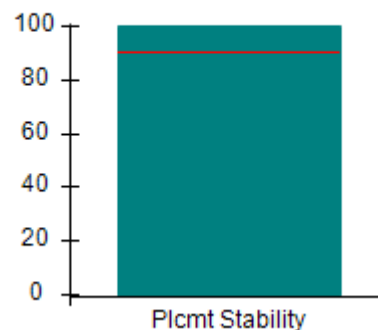
**OPM Monitoring Reviews (%)**



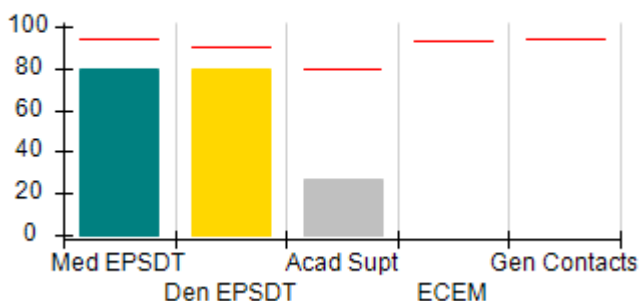
**Safety Outcomes (%)**



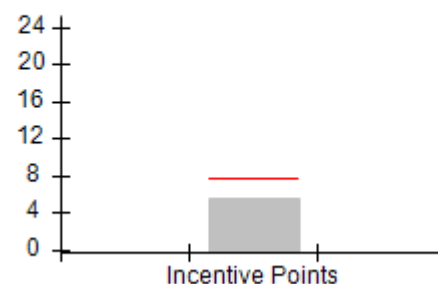
**Permanency Outcomes (%)**



**Well-Being Outcomes (%)**



**Incentives Earned (Points)**





DHS, DFCS, Office of Provider Management  
**Performance-Based Placement Measures**  
**RBWO Provider GA+SCORECARD - CCI**  
 Report Quarter: Q3 FY2018



**Provider/Program Name: New Mercy, Inc. - (5247) - CCI**

<b>2 Braddock Ct., Columbus, GA 31907</b>  <b>Phone: 706-573-8282</b>  <b>Vendor ID# 143033</b>	<b>Quarterly Scores (Grades)</b>		<b>Current Quarter Score (Grade)</b>
	<b>Q1: 00.00 (F)</b>	<b>Q2: 62.33 (D-)</b>	<b>90.56%</b> <b>(A-)</b>
	<b>Q3: 90.56 (A-)</b>	<b>Q4: N/A</b>	

Program Census Information:	# Children in Care During Quarter: 6	# Placements During Quarter: 7	# Children in Care On Last Day: 5
-----------------------------	--------------------------------------	--------------------------------	-----------------------------------

	<b>Avg Performance All CCIs (%)</b>	<b>Provider Performance (%)*</b>	<b>Possible Points (Weight)</b>	<b>Provider Points Earned</b>
--	-------------------------------------	----------------------------------	---------------------------------	-------------------------------

**OPM Monitoring Reviews**

Annual Comprehensive Reviews	87%	Not Yet Conducted		
Safety Reviews	94%	90%	15	13.50
<b>Monitoring Sub-Total</b>			<b>15</b>	<b>13.50</b>

**CCI Safety Outcomes**

Incidence of Maltreatment	0.05%	No Substantiated Reports	10	10.00
Staff Training/Foundations	95%	89%	5	4.45
Staff Safety Checks	95%	89%	5	4.45
<b>Safety Sub-Total</b>			<b>20</b>	<b>18.90</b>

**CCI Permanency Outcomes**

Placement Stability	90%	100%	15	15.00
<b>Permanency Sub-Total</b>			<b>15</b>	<b>15.00</b>

**CCI Well-Being Outcomes**

EPSDT Medical Visits	94%	80%	9.1	7.26
EPSDT Dental Visits	90%	80%	9.1	7.26
Academic Supports	79%	27%	6.8	1.84
Provider ECEM Visits	93%	Not Eligible	N/A	
Provider General Contacts	93%	Not Eligible	N/A	
Placements with Siblings	38%	Not Eligible	Not Scored	Not Scored
Placements within Legal County	16%	Not Eligible	Not Scored	Not Scored
<b>Well-Being Sub-Total</b>			<b>25</b>	<b>16.37</b>

\*Performance calculation descriptions can be found in the FY 2018 RBWO PBP Measurements and Standards Guide.

<b>Monitoring &amp; Outcomes: Possible Points = 75</b>	<b>Points Earned = 63.77</b>
<b>Score Before Incentives Credit</b>	<b>85.02%</b>
<b>Incentives Awarded</b>	<b>5.54 pts</b>
<b>PBP Verification</b>	<b>N/A pts</b>
<b>Total Score</b>	<b>90.56%</b>



DHS, DFCS, Office of Provider Management  
**Performance-Based Placement Measures**  
**RBWO Provider GA+SCORECARD - CCI**  
Report Quarter: Q3 FY2018



**Provider/Program Name: New Mercy, Inc. - (5247) - CCI**

Program Census Information:		# Children in Care During Quarter: 6	# Placements During Quarter: 7	# Children in Care On Last Day: 5
CCI Incentive Credits	Avg Performance All CCIs (Points)	Provider Performance (%)*	Possible Points (Weight)	Provider Points Earned
Early EPSDT Medical Visits		0%	2	0.00
Early EPSDT Dental Visits		50%	2	1.00
Permanency Contacts		0%	5	0.00
Additional Academic Supports		27%	2	0.54
Active Agency Accreditation		0%	4	0.00
Staff Clinical Licensure		0%	5	0.00
Behavior Management (threshold = 0)		100%	4	4.00
<b>Incentives Total</b>	<b>7.65</b>		<b>24</b>	<b>5.54</b>
Maximum total combined incentive credit allowed is 10 points.			<b>Incentives Awarded</b>	<b>5.54</b>

\*Performance calculation descriptions can be found in the FY 2018 RBWO PBP Measurements and Standards Guide.

**Child Protective Services Investigations and Dispositions**

The following investigations data, which is not used for scoring but is considered significant to a provider's performance, is from Georgia SHINES and is not considered final or complete until the end of the fiscal year.

Total Reports:	0	
Number Screened In:	0	
Number Screened Out:	0	
Number Substantiated:	0	
Number Unsubstantiated:	0	
Number Active CPS Investigations:	0	



DHS, DFCS, Office of Provider Management  
**Performance-Based Placement Measures**  
**RBWO Provider GA+SCORECARD - CCI**  
Report Quarter: Q3 FY2018



**Provider/Program Name: North Georgia Angel House - (925) - CCI**

2260 Sam Nelson Road, Canton, GA 30114

Phone: 770 479-9555

Vendor ID# 35513

**Quarterly Scores (Grades)**

Q1: 104.02 (A+)

Q2: 104.03 (A+)

Q3: 105.20 (A+)

Q4: N/A

**Current Quarter Score (Grade)**

**105.20%**

**(A+)**

Program Census Information:

# Children in Care During  
Quarter: 29

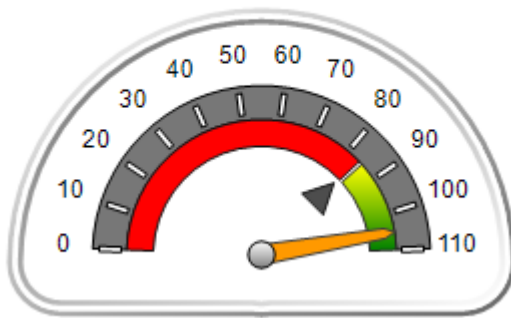
# Placements During  
Quarter: 29

# Children in Care On Last  
Day: 11

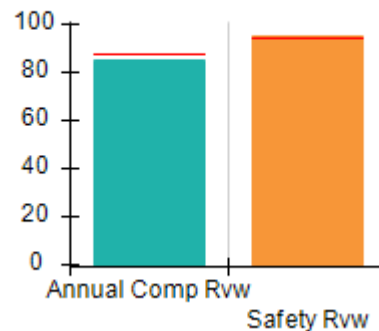
**Quarterly Provider Comparisons to All CCIs**

▼ indicates average for all CCIs

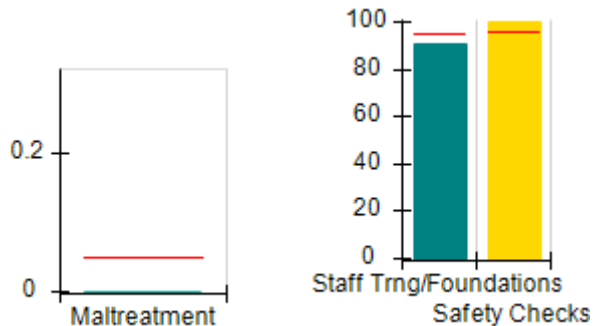
**Overall Score (%)**



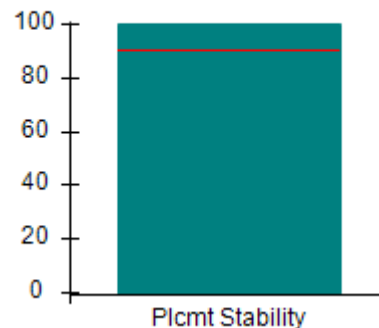
**OPM Monitoring Reviews (%)**



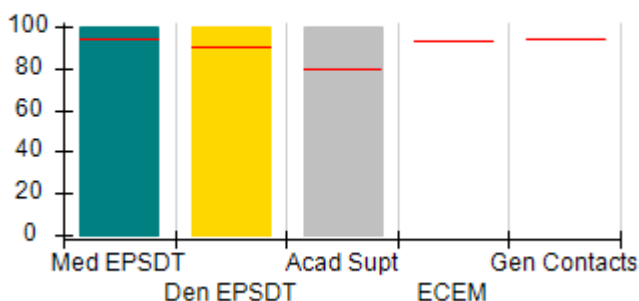
**Safety Outcomes (%)**



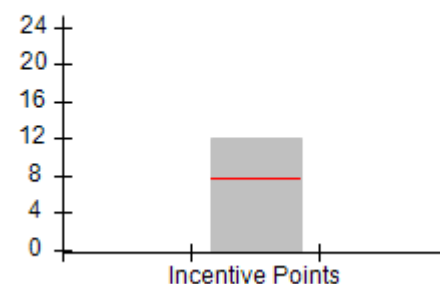
**Permanency Outcomes (%)**



**Well-Being Outcomes (%)**



**Incentives Earned (Points)**







DHS, DFCS, Office of Provider Management  
**Performance-Based Placement Measures**  
**RBWO Provider GA+SCORECARD - CCI**  
 Report Quarter: Q3 FY2018



**Provider/Program Name: North Georgia Angel House - (925) - CCI**

2260 Sam Nelson Road, Canton, GA 30114  Phone: 770 479-9555  Vendor ID# 35513	Quarterly Scores (Grades)		Current Quarter Score (Grade)
	Q1: 104.02 (A+)	Q2: 104.03 (A+)	<b>105.20%</b> <b>(A+)</b>
	Q3: 105.20 (A+)	Q4: N/A	

Program Census Information:	# Children in Care During Quarter: 29	# Placements During Quarter: 29	# Children in Care On Last Day: 11
-----------------------------	---------------------------------------	---------------------------------	------------------------------------

	Avg Performance All CCIs (%)	Provider Performance (%)*	Possible Points (Weight)	Provider Points Earned
--	------------------------------	---------------------------	--------------------------	------------------------

**OPM Monitoring Reviews**

Annual Comprehensive Reviews	87%	85%	25	21.37
Safety Reviews	94%	95%	15	14.31
<b>Monitoring Sub-Total</b>			<b>40</b>	<b>35.68</b>

**CCI Safety Outcomes**

Incidence of Maltreatment	0.05%	No Substantiated Reports	10	10.00
Staff Training/Foundations	95%	91%	5	4.55
Staff Safety Checks	95%	100%	5	5.00
<b>Safety Sub-Total</b>			<b>20</b>	<b>19.55</b>

**CCI Permanency Outcomes**

Placement Stability	90%	100%	15	15.00
<b>Permanency Sub-Total</b>			<b>15</b>	<b>15.00</b>

**CCI Well-Being Outcomes**

EPSDT Medical Visits	94%	100%	9.1	9.08
EPSDT Dental Visits	90%	100%	9.1	9.08
Academic Supports	79%	100%	6.8	6.81
Provider ECEM Visits	93%	Not Eligible	N/A	
Provider General Contacts	93%	Not Eligible	N/A	
Placements with Siblings	38%	0%	Not Scored	Not Scored
Placements within Legal County	16%	21%	Not Scored	Not Scored
<b>Well-Being Sub-Total</b>			<b>25</b>	<b>24.97</b>

\*Performance calculation descriptions can be found in the FY 2018 RBWO PBP Measurements and Standards Guide.

<b>Monitoring &amp; Outcomes: Possible Points = 100</b>	<b>Points Earned = 95.20</b>
<b>Score Before Incentives Credit</b>	<b>95.20%</b>
<b>Incentives Awarded</b>	<b>10.00 pts</b>
<b>PBP Verification</b>	<b>N/A pts</b>
<b>Total Score</b>	<b>105.20%</b>



DHS, DFCS, Office of Provider Management  
**Performance-Based Placement Measures**  
**RBWO Provider GA+SCORECARD - CCI**  
Report Quarter: Q3 FY2018



**Provider/Program Name: North Georgia Angel House - (925) - CCI**

Program Census Information:		# Children in Care During Quarter: 29	# Placements During Quarter: 29	# Children in Care On Last Day: 11
CCI Incentive Credits	Avg Performance All CCIs (Points)	Provider Performance (%)*	Possible Points (Weight)	Provider Points Earned
Early EPSDT Medical Visits		100%	2	2.00
Early EPSDT Dental Visits		100%	2	2.00
Permanency Contacts		None Planned	5	
Additional Academic Supports		100%	2	2.00
Active Agency Accreditation		50%	4	2.00
Staff Clinical Licensure		0%	5	0.00
Behavior Management (threshold = 0)		100%	4	4.00
<b>Incentives Total</b>	<b>7.65</b>		<b>24</b>	<b>12.00</b>
Maximum total combined incentive credit allowed is 10 points.			<b>Incentives Awarded</b>	<b>10.00</b>

\*Performance calculation descriptions can be found in the FY 2018 RBWO PBP Measurements and Standards Guide.

**Child Protective Services Investigations and Dispositions**

The following investigations data, which is not used for scoring but is considered significant to a provider's performance, is from Georgia SHINES and is not considered final or complete until the end of the fiscal year.

Total Reports:	0	
Number Screened In:	0	
Number Screened Out:	0	
Number Substantiated:	0	
Number Unsubstantiated:	0	
Number Active CPS Investigations:	0	



DHS, DFCS, Office of Provider Management

## Performance-Based Placement Measures

### RBWO Provider GA+SCORECARD - CCI

Report Quarter: Q3 FY2018



**Provider/Program Name: Northwest Georgia Girls Home - (779) - CCI**

508 Chattanooga Ave., Dalton, GA 30722

Phone: 706-226-4862

Vendor ID# 35516

Quarterly Scores (Grades)

Q1: 98.78 (A+)

Q2: 101.37 (A+)

Q3: 102.31 (A+)

Q4: N/A

Current Quarter Score (Grade)

102.31%

(A+)

Program Census Information:

# Children in Care During Quarter: 8

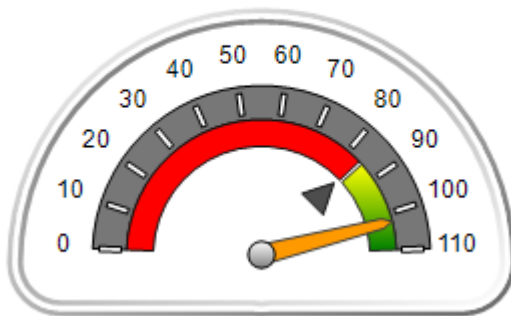
# Placements During Quarter: 8

# Children in Care On Last Day: 4

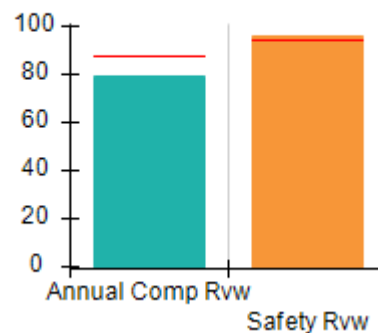
### Quarterly Provider Comparisons to All CCIs

▼ indicates average for all CCIs

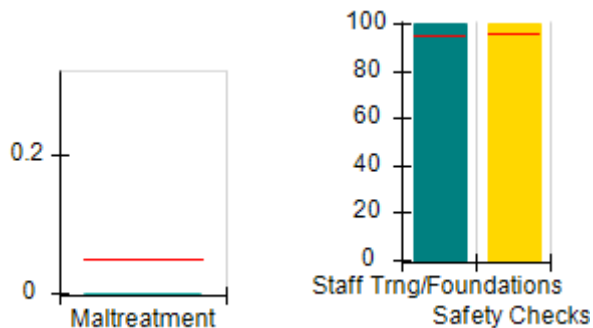
Overall Score (%)



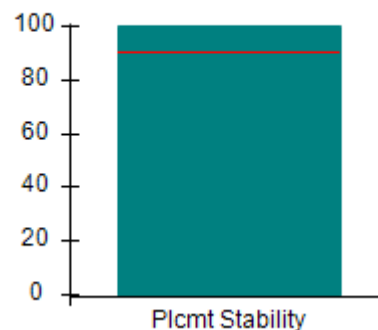
OPM Monitoring Reviews (%)



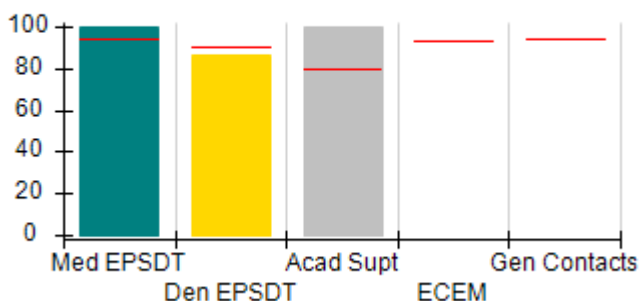
Safety Outcomes (%)



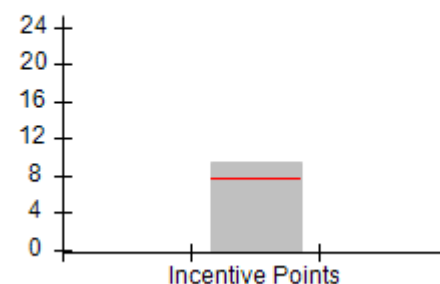
Permanency Outcomes (%)



Well-Being Outcomes (%)



Incentives Earned (Points)





DHS, DFCS, Office of Provider Management  
**Performance-Based Placement Measures**  
**RBWO Provider GA+SCORECARD - CCI**  
**Report Quarter: Q3 FY2018**



Provider/Program Name: Northwest Georgia Girls Home - (779) - CCI				
<b>508 Chattanooga Ave., Dalton, GA 30722</b>  <b>Phone: 706-226-4862</b>  <b>Vendor ID# 35516</b>		Quarterly Scores (Grades)		Current Quarter Score (Grade)
		Q1: 98.78 (A+)	Q2: 101.37 (A+)	<b>102.31%</b> <b>(A+)</b>
		Q3: 102.31 (A+)	Q4: N/A	
Program Census Information:		# Children in Care During Quarter: 8	# Placements During Quarter: 8	# Children in Care On Last Day: 4
	Avg Performance All CCIs (%)	Provider Performance (%)*	Possible Points (Weight)	Provider Points Earned
<b>OPM Monitoring Reviews</b>				
Annual Comprehensive Reviews	87%	80%	25	19.90
Safety Reviews	94%	96%	15	14.38
<b>Monitoring Sub-Total</b>			<b>40</b>	<b>34.27</b>
<b>CCI Safety Outcomes</b>				
Incidence of Maltreatment	0.05%	No Substantiated Reports	10	10.00
Staff Training/Foundations	95%	100%	5	5.00
Staff Safety Checks	95%	100%	5	5.00
<b>Safety Sub-Total</b>			<b>20</b>	<b>20.00</b>
<b>CCI Permanency Outcomes</b>				
Placement Stability	90%	100%	15	15.00
<b>Permanency Sub-Total</b>			<b>15</b>	<b>15.00</b>
<b>CCI Well-Being Outcomes</b>				
EPSDT Medical Visits	94%	100%	9.1	9.08
EPSDT Dental Visits	90%	86%	9.1	7.81
Academic Supports	79%	100%	6.8	6.81
Provider ECEM Visits	93%	Not Eligible	N/A	
Provider General Contacts	93%	Not Eligible	N/A	
Placements with Siblings	38%	0%	Not Scored	Not Scored
Placements within Legal County	16%	33%	Not Scored	Not Scored
<b>Well-Being Sub-Total</b>			<b>25</b>	<b>23.70</b>
*Performance calculation descriptions can be found in the FY 2018 RBWO PBP Measurements and Standards Guide.				

Monitoring & Outcomes: Possible Points = 100		Points Earned = 92.97	
<b>Score Before Incentives Credit</b>		<b>92.97%</b>	
<b>Incentives Awarded</b>		<b>9.34 pts</b>	
<b>PBP Verification</b>		<b>N/A pts</b>	
<b>Total Score</b>		<b>102.31%</b>	



DHS, DFCS, Office of Provider Management  
**Performance-Based Placement Measures**  
**RBWO Provider GA+SCORECARD - CCI**  
Report Quarter: Q3 FY2018



**Provider/Program Name: Northwest Georgia Girls Home - (779) - CCI**

Program Census Information:		# Children in Care During Quarter: 8	# Placements During Quarter: 8	# Children in Care On Last Day: 4
CCI Incentive Credits	Avg Performance All CCIs (Points)	Provider Performance (%)*	Possible Points (Weight)	Provider Points Earned
Early EPSDT Medical Visits		100%	2	2.00
Early EPSDT Dental Visits		67%	2	1.34
Permanency Contacts		0%	5	0.00
Additional Academic Supports		100%	2	2.00
Active Agency Accreditation		0%	4	0.00
Staff Clinical Licensure		0%	5	0.00
Behavior Management (threshold = 0)		100%	4	4.00
<b>Incentives Total</b>	<b>7.65</b>		<b>24</b>	<b>9.34</b>
Maximum total combined incentive credit allowed is 10 points.			<b>Incentives Awarded</b>	<b>9.34</b>

\*Performance calculation descriptions can be found in the FY 2018 RBWO PBP Measurements and Standards Guide.

**Child Protective Services Investigations and Dispositions**

The following investigations data, which is not used for scoring but is considered significant to a provider's performance, is from Georgia SHINES and is not considered final or complete until the end of the fiscal year.

Total Reports:	0	
Number Screened In:	0	
Number Screened Out:	0	
Number Substantiated:	0	
Number Unsubstantiated:	0	
Number Active CPS Investigations:	0	



**DHS, DFCS, Office of Provider Management**  
**Performance-Based Placement Measures**  
**RBWO Provider GA+SCORECARD - CCI**  
**Report Quarter: Q3 FY2018**



**Provider/Program Name: Open Arms - Bridge I - Miller Rd. (787) - CCI**

**162 Miller Rd., Leesburg, GA 31763**

**Phone: 229-431-1121**

**Vendor ID# 35530**

**Quarterly Scores (Grades)**

**Current Quarter Score (Grade)**

**Q1: 98.15 (A+)**

**Q2: 100.72 (A+)**

**104.10%**

**Q3: 104.10 (A+)**

**Q4: N/A**

**(A+)**

**Program Census Information:**

**# Children in Care During Quarter: 7**

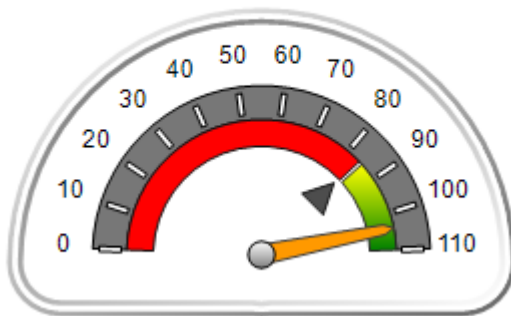
**# Placements During Quarter: 7**

**# Children in Care On Last Day: 5**

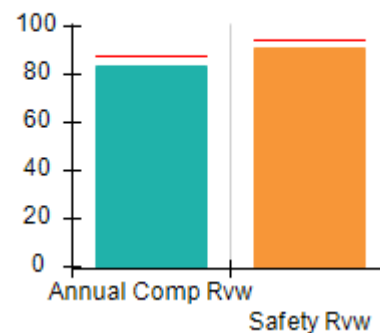
**Quarterly Provider Comparisons to All CCIs**

▼ — indicates average for all CCIs

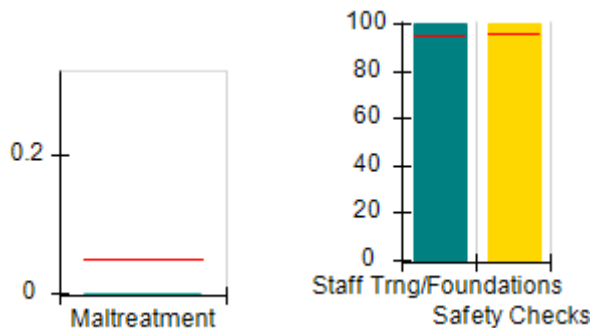
**Overall Score (%)**



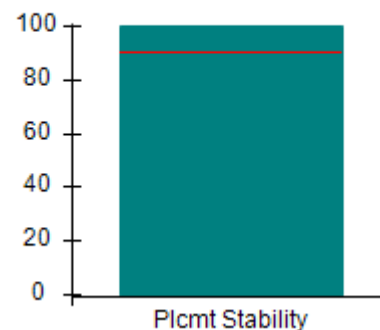
**OPM Monitoring Reviews (%)**



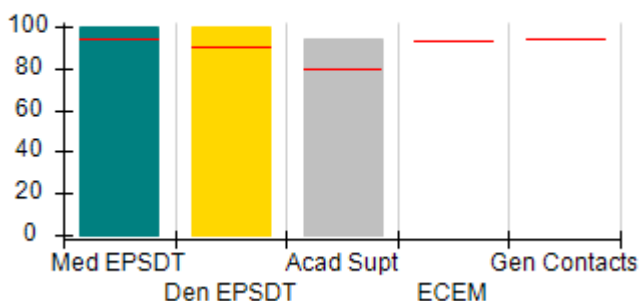
**Safety Outcomes (%)**



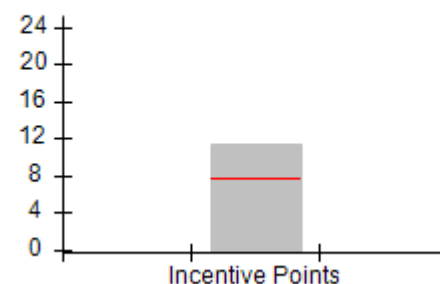
**Permanency Outcomes (%)**



**Well-Being Outcomes (%)**



**Incentives Earned (Points)**





DHS, DFCS, Office of Provider Management  
**Performance-Based Placement Measures**  
**RBWO Provider GA+SCORECARD - CCI**  
 Report Quarter: Q3 FY2018



**Provider/Program Name: Open Arms - Bridge I - Miller Rd. (787) - CCI**

162 Miller Rd., Leesburg, GA 31763  Phone: 229-431-1121  Vendor ID# 35530	Quarterly Scores (Grades)		Current Quarter Score (Grade)
	Q1: 98.15 (A+)	Q2: 100.72 (A+)	<b>104.10%</b> <b>(A+)</b>
	Q3: 104.10 (A+)	Q4: N/A	

Program Census Information:	# Children in Care During Quarter: 7	# Placements During Quarter: 7	# Children in Care On Last Day: 5
-----------------------------	--------------------------------------	--------------------------------	-----------------------------------

	Avg Performance All CCIs (%)	Provider Performance (%)*	Possible Points (Weight)	Provider Points Earned
--	------------------------------	---------------------------	--------------------------	------------------------

**OPM Monitoring Reviews**

Annual Comprehensive Reviews	87%	83%	25	20.83
Safety Reviews	94%	91%	15	13.71
<b>Monitoring Sub-Total</b>			<b>40</b>	<b>34.54</b>

**CCI Safety Outcomes**

Incidence of Maltreatment	0.05%	No Substantiated Reports	10	10.00
Staff Training/Foundations	95%	100%	5	5.00
Staff Safety Checks	95%	100%	5	5.00
<b>Safety Sub-Total</b>			<b>20</b>	<b>20.00</b>

**CCI Permanency Outcomes**

Placement Stability	90%	100%	15	15.00
<b>Permanency Sub-Total</b>			<b>15</b>	<b>15.00</b>

**CCI Well-Being Outcomes**

EPSDT Medical Visits	94%	100%	9.1	9.08
EPSDT Dental Visits	90%	100%	9.1	9.08
Academic Supports	79%	94%	6.8	6.40
Provider ECEM Visits	93%	Not Eligible	N/A	
Provider General Contacts	93%	Not Eligible	N/A	
Placements with Siblings	38%	64%	Not Scored	Not Scored
Placements within Legal County	16%	Not Eligible	Not Scored	Not Scored
<b>Well-Being Sub-Total</b>			<b>25</b>	<b>24.56</b>

\*Performance calculation descriptions can be found in the FY 2018 RBWO PBP Measurements and Standards Guide.

<b>Monitoring &amp; Outcomes: Possible Points = 100</b>	<b>Points Earned = 94.10</b>
<b>Score Before Incentives Credit</b>	<b>94.10%</b>
<b>Incentives Awarded</b>	<b>10.00 pts</b>
<b>PBP Verification</b>	<b>N/A pts</b>
<b>Total Score</b>	<b>104.10%</b>



DHS, DFCS, Office of Provider Management  
**Performance-Based Placement Measures**  
**RBWO Provider GA+SCORECARD - CCI**  
Report Quarter: Q3 FY2018



**Provider/Program Name: Open Arms - Bridge I - Miller Rd. (787) - CCI**

Program Census Information:		# Children in Care During Quarter: 7	# Placements During Quarter: 7	# Children in Care On Last Day: 5
CCI Incentive Credits	Avg Performance All CCIs (Points)	Provider Performance (%)*	Possible Points (Weight)	Provider Points Earned
Early EPSDT Medical Visits		100%	2	2.00
Early EPSDT Dental Visits		100%	2	2.00
Permanency Contacts		62%	5	3.10
Additional Academic Supports		13%	2	0.26
Active Agency Accreditation		0%	4	0.00
Staff Clinical Licensure		0%	5	0.00
Behavior Management (threshold = 0)		100%	4	4.00
<b>Incentives Total</b>	<b>7.65</b>		<b>24</b>	<b>11.36</b>
Maximum total combined incentive credit allowed is 10 points.			<b>Incentives Awarded</b>	<b>10.00</b>

\*Performance calculation descriptions can be found in the FY 2018 RBWO PBP Measurements and Standards Guide.

**Child Protective Services Investigations and Dispositions**

The following investigations data, which is not used for scoring but is considered significant to a provider's performance, is from Georgia SHINES and is not considered final or complete until the end of the fiscal year.

Total Reports:	0	
Number Screened In:	0	
Number Screened Out:	0	
Number Substantiated:	0	
Number Unsubstantiated:	0	
Number Active CPS Investigations:	0	





DHS, DFCS, Office of Provider Management

## Performance-Based Placement Measures

### RBWO Provider GA+SCORECARD - CCI



Report Quarter: Q3 FY2018

**Provider/Program Name: Open Arms Children's Network - dba Ordered Steps Home for Girls (4320) - CCI**

896 Bryant Still Road, Brooklet, GA 30415

Phone: 912-842-5428

Vendor ID# 80481

Quarterly Scores (Grades)

Current Quarter Score (Grade)

Q1: 99.85 (A+)

Q2: 104.84 (A+)

106.15%

Q3: 106.15 (A+)

Q4: N/A

(A+)

Program Census Information:

# Children in Care During Quarter: 8

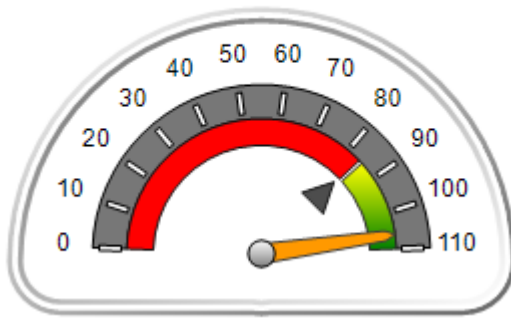
# Placements During Quarter: 8

# Children in Care On Last Day: 6

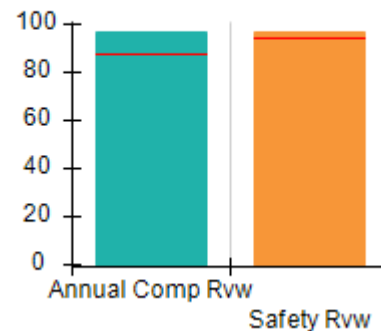
### Quarterly Provider Comparisons to All CCIs

▼ indicates average for all CCIs

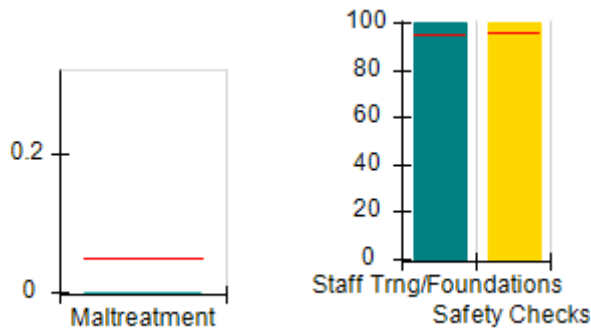
Overall Score (%)



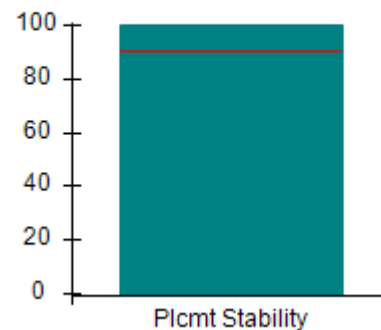
OPM Monitoring Reviews (%)



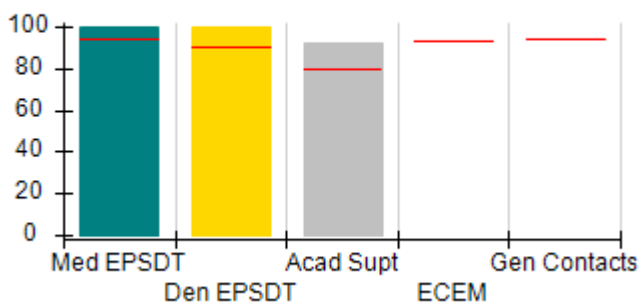
Safety Outcomes (%)



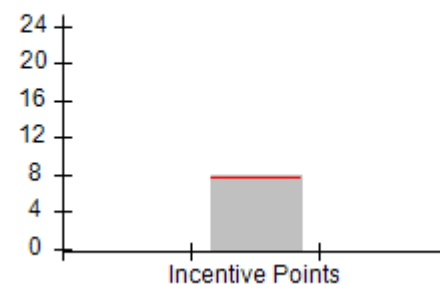
Permanency Outcomes (%)



Well-Being Outcomes (%)



Incentives Earned (Points)





**DHS, DFCS, Office of Provider Management**  
**Performance-Based Placement Measures**  
**RBWO Provider GA+SCORECARD - CCI**



**Report Quarter: Q3 FY2018**

**Provider/Program Name: Open Arms Children's Network - dba Ordered Steps Home for Girls (4320) - CCI**

<b>896 Bryant Still Road, Brooklet, GA 30415</b>  <b>Phone: 912-842-5428</b>  <b>Vendor ID# 80481</b>	<b>Quarterly Scores (Grades)</b>		<b>Current Quarter Score (Grade)</b>
	<b>Q1: 99.85 (A+)</b>	<b>Q2: 104.84 (A+)</b>	<b>106.15%</b>
	<b>Q3: 106.15 (A+)</b>	<b>Q4: N/A</b>	<b>(A+)</b>

Program Census Information:	# Children in Care During Quarter: 8	# Placements During Quarter: 8	# Children in Care On Last Day: 6
-----------------------------	--------------------------------------	--------------------------------	-----------------------------------

	<b>Avg Performance All CCIs (%)</b>	<b>Provider Performance (%)*</b>	<b>Possible Points (Weight)</b>	<b>Provider Points Earned</b>
--	-------------------------------------	----------------------------------	---------------------------------	-------------------------------

**OPM Monitoring Reviews**

Annual Comprehensive Reviews	87%	97%	25	24.14
Safety Reviews	94%	97%	15	14.59
<b>Monitoring Sub-Total</b>			<b>40</b>	<b>38.73</b>

**CCI Safety Outcomes**

Incidence of Maltreatment	0.05%	No Substantiated Reports	10	10.00
Staff Training/Foundations	95%	100%	5	5.00
Staff Safety Checks	95%	100%	5	5.00
<b>Safety Sub-Total</b>			<b>20</b>	<b>20.00</b>

**CCI Permanency Outcomes**

Placement Stability	90%	100%	15	15.00
<b>Permanency Sub-Total</b>			<b>15</b>	<b>15.00</b>

**CCI Well-Being Outcomes**

EPSDT Medical Visits	94%	100%	9.1	9.08
EPSDT Dental Visits	90%	100%	9.1	9.08
Academic Supports	79%	92%	6.8	6.27
Provider ECEM Visits	93%	Not Eligible	N/A	
Provider General Contacts	93%	Not Eligible	N/A	
Placements with Siblings	38%	0%	Not Scored	Not Scored
Placements within Legal County	16%	67%	Not Scored	Not Scored
<b>Well-Being Sub-Total</b>			<b>25</b>	<b>24.43</b>

\*Performance calculation descriptions can be found in the FY 2018 RBWO PBP Measurements and Standards Guide.

<b>Monitoring &amp; Outcomes: Possible Points = 100</b>		<b>Points Earned = 98.15</b>	
<b>Score Before Incentives Credit</b>		<b>98.15%</b>	
<b>Incentives Awarded</b>		<b>8.00 pts</b>	
<b>PBP Verification</b>		<b>N/A pts</b>	
<b>Total Score</b>		<b>106.15%</b>	



DHS, DFCS, Office of Provider Management  
**Performance-Based Placement Measures**  
**RBWO Provider GA+SCORECARD - CCI**



Report Quarter: Q3 FY2018

**Provider/Program Name: Open Arms Children's Network - dba Ordered Steps Home for Girls (4320) - CCI**

Program Census Information:		# Children in Care During Quarter: 8	# Placements During Quarter: 8	# Children in Care On Last Day: 6
CCI Incentive Credits	Avg Performance All CCIs (Points)	Provider Performance (%)*	Possible Points (Weight)	Provider Points Earned
Early EPSDT Medical Visits		100%	2	2.00
Early EPSDT Dental Visits		100%	2	2.00
Permanency Contacts		0%	5	0.00
Additional Academic Supports		0%	2	0.00
Active Agency Accreditation		0%	4	0.00
Staff Clinical Licensure		0%	5	0.00
Behavior Management (threshold = 0)		100%	4	4.00
<b>Incentives Total</b>	<b>7.65</b>		<b>24</b>	<b>8.00</b>
Maximum total combined incentive credit allowed is 10 points.			<b>Incentives Awarded</b>	<b>8.00</b>

\*Performance calculation descriptions can be found in the FY 2018 RBWO PBP Measurements and Standards Guide.

**Child Protective Services Investigations and Dispositions**

The following investigations data, which is not used for scoring but is considered significant to a provider's performance, is from Georgia SHINES and is not considered final or complete until the end of the fiscal year.

Total Reports:	0
Number Screened In:	0
Number Screened Out:	0
Number Substantiated:	0
Number Unsubstantiated:	0
Number Active CPS Investigations:	0



DHS, DFCS, Office of Provider Management  
**Performance-Based Placement Measures**  
**RBWO Provider GA+SCORECARD - CCI**  
Report Quarter: Q3 FY2018



**Provider/Program Name: Open Arms Group Home - (5332) - CCI**

4474 Lindsey Drive, Powder Springs, GA 30127

Phone: 678-504-5653

Vendor ID# 72221

**Quarterly Scores (Grades)**

Q1: (N/A)

Q2: (N/A)

Q3: 52.90 (F)

Q4: N/A

**Current Quarter Score (Grade)**

**52.90%**

**(F)**

Program Census Information:

# Children in Care During  
Quarter: 9

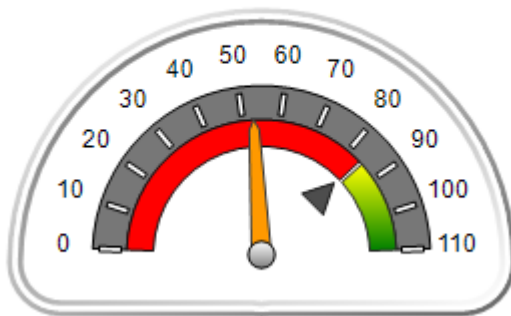
# Placements During  
Quarter: 9

# Children in Care On Last  
Day: 6

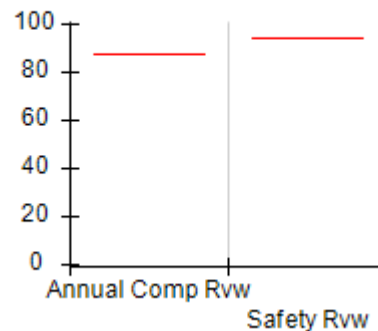
**Quarterly Provider Comparisons to All CCIs**

▼ indicates average for all CCIs

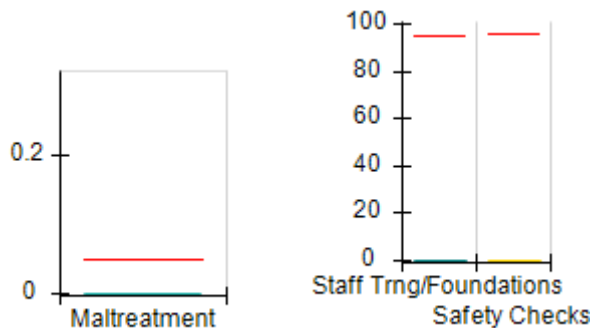
**Overall Score (%)**



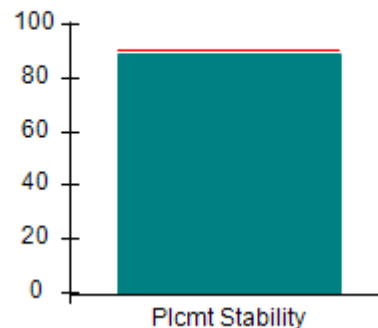
**OPM Monitoring Reviews (%)**



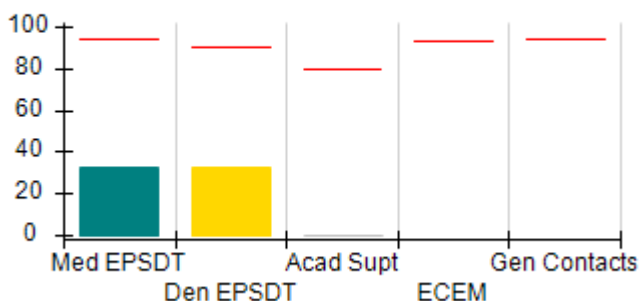
**Safety Outcomes (%)**



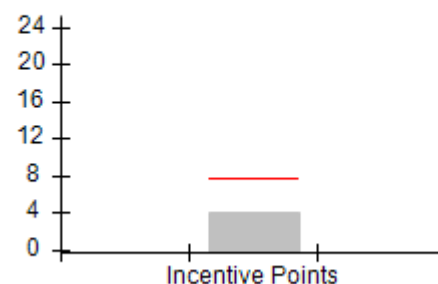
**Permanency Outcomes (%)**



**Well-Being Outcomes (%)**



**Incentives Earned (Points)**





DHS, DFCS, Office of Provider Management  
**Performance-Based Placement Measures**  
**RBWO Provider GA+SCORECARD - CCI**  
 Report Quarter: Q3 FY2018



**Provider/Program Name: Open Arms Group Home - (5332) - CCI**

4474 Lindsey Drive, Powder Springs, GA 30127 Phone: 678-504-5653 Vendor ID# 72221	Quarterly Scores (Grades)		Current Quarter Score (Grade)
	Q1: (N/A)	Q2: (N/A)	<b>52.90%</b> <b>(F)</b>
	Q3: 52.90 (F)	Q4: N/A	

Program Census Information:	# Children in Care During Quarter: 9	# Placements During Quarter: 9	# Children in Care On Last Day: 6
-----------------------------	--------------------------------------	--------------------------------	-----------------------------------

	Avg Performance All CCIs (%)	Provider Performance (%)*	Possible Points (Weight)	Provider Points Earned
--	------------------------------	---------------------------	--------------------------	------------------------

**OPM Monitoring Reviews**

Annual Comprehensive Reviews	87%	Not Yet Conducted		
Safety Reviews	94%	Not Yet Conducted		
<b>Monitoring Sub-Total</b>				<b>0.00</b>

**CCI Safety Outcomes**

Incidence of Maltreatment	0.05%	No Substantiated Reports	10	10.00
Staff Training/Foundations	95%	0%	5	0.00
Staff Safety Checks	95%	0%	5	0.00
<b>Safety Sub-Total</b>			<b>20</b>	<b>10.00</b>

**CCI Permanency Outcomes**

Placement Stability	90%	89%	15	13.35
<b>Permanency Sub-Total</b>			<b>15</b>	<b>13.35</b>

**CCI Well-Being Outcomes**

EPSDT Medical Visits	94%	33%	9.1	3.00
EPSDT Dental Visits	90%	33%	9.1	3.00
Academic Supports	79%	0%	6.8	0.00
Provider ECEM Visits	93%	Not Eligible	N/A	
Provider General Contacts	93%	Not Eligible	N/A	
Placements with Siblings	38%	Not Eligible	Not Scored	Not Scored
Placements within Legal County	16%	0%	Not Scored	Not Scored
<b>Well-Being Sub-Total</b>			<b>25</b>	<b>5.99</b>

\*Performance calculation descriptions can be found in the FY 2018 RBWO PBP Measurements and Standards Guide.

<b>Monitoring &amp; Outcomes: Possible Points = 60</b>	<b>Points Earned = 29.34</b>
<b>Score Before Incentives Credit</b>	<b>48.90%</b>
<b>Incentives Awarded</b>	<b>4.00 pts</b>
<b>PBP Verification</b>	<b>N/A pts</b>
<b>Total Score</b>	<b>52.90%</b>



DHS, DFCS, Office of Provider Management  
**Performance-Based Placement Measures**  
**RBWO Provider GA+SCORECARD - CCI**  
Report Quarter: Q3 FY2018



**Provider/Program Name: Open Arms Group Home - (5332) - CCI**

Program Census Information:		# Children in Care During Quarter: 9	# Placements During Quarter: 9	# Children in Care On Last Day: 6
CCI Incentive Credits	Avg Performance All CCIs (Points)	Provider Performance (%)*	Possible Points (Weight)	Provider Points Earned
Early EPSDT Medical Visits		0%	2	0.00
Early EPSDT Dental Visits		0%	2	0.00
Permanency Contacts		0%	5	0.00
Additional Academic Supports		0%	2	0.00
Active Agency Accreditation		0%	4	0.00
Staff Clinical Licensure		0%	5	0.00
Behavior Management (threshold = 0)		100%	4	4.00
<b>Incentives Total</b>	<b>7.65</b>		<b>24</b>	<b>4.00</b>
Maximum total combined incentive credit allowed is 10 points.			<b>Incentives Awarded</b>	<b>4.00</b>

\*Performance calculation descriptions can be found in the FY 2018 RBWO PBP Measurements and Standards Guide.

**Child Protective Services Investigations and Dispositions**

The following investigations data, which is not used for scoring but is considered significant to a provider's performance, is from Georgia SHINES and is not considered final or complete until the end of the fiscal year.

Total Reports:	0	
Number Screened In:	0	
Number Screened Out:	0	
Number Substantiated:	0	
Number Unsubstantiated:	0	
Number Active CPS Investigations:	0	



DHS, DFCS, Office of Provider Management

## Performance-Based Placement Measures

### RBWO Provider GA+SCORECARD - CCI

Report Quarter: Q3 FY2018



**Provider/Program Name: Open Arms of Blue Ridge, Inc. - (5135) - CCI**

126 Walter Mountain Drive, Epworth, GA 30541

Phone: 706-632-2029

Vendor ID# 114380

Quarterly Scores (Grades)

Q1: 78.61 (C+)

Q2: 84.89 (B)

Q3: 90.66 (A-)

Q4: N/A

Current Quarter Score (Grade)

90.66%

(A-)

Program Census Information:

# Children in Care During Quarter: 7

# Placements During Quarter: 7

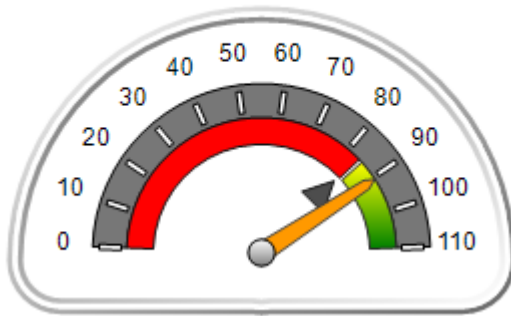
# Children in Care On Last Day: 3

### Quarterly Provider Comparisons to All CCIs

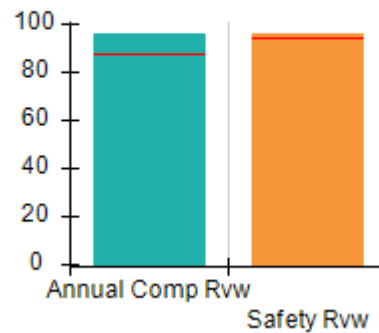


indicates average for all CCIs

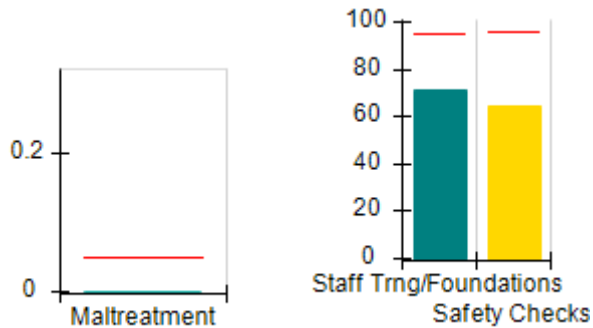
Overall Score (%)



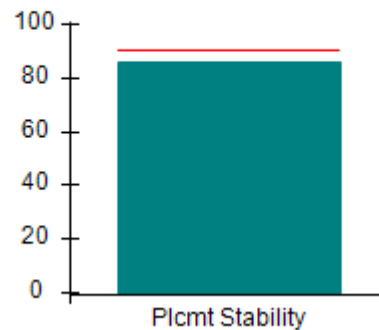
OPM Monitoring Reviews (%)



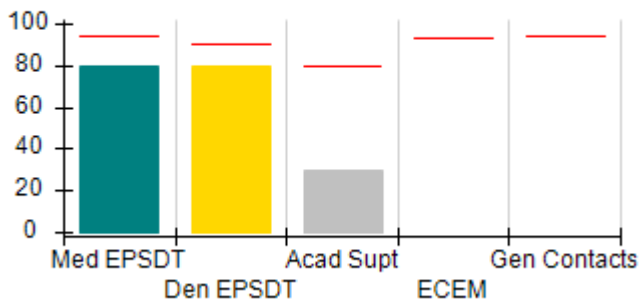
Safety Outcomes (%)



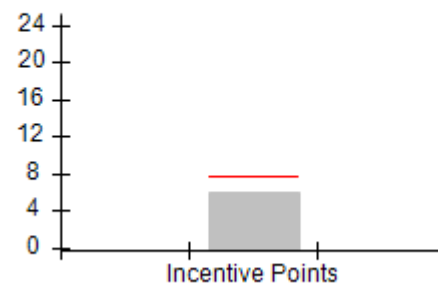
Permanency Outcomes (%)



Well-Being Outcomes (%)



Incentives Earned (Points)





DHS, DFCS, Office of Provider Management  
**Performance-Based Placement Measures**  
**RBWO Provider GA+SCORECARD - CCI**  
**Report Quarter: Q3 FY2018**



Provider/Program Name: Open Arms of Blue Ridge, Inc. - (5135) - CCI				
126 Walter Mountain Drive, Epworth, GA 30541 Phone: 706-632-2029 Vendor ID# 114380		Quarterly Scores (Grades)		Current Quarter Score (Grade)
		Q1: 78.61 (C+)	Q2: 84.89 (B)	90.66% (A-)
		Q3: 90.66 (A-)	Q4: N/A	
Program Census Information:		# Children in Care During Quarter: 7	# Placements During Quarter: 7	# Children in Care On Last Day: 3
	Avg Performance All CCIs (%)	Provider Performance (%)*	Possible Points (Weight)	Provider Points Earned
<b>OPM Monitoring Reviews</b>				
Annual Comprehensive Reviews	87%	96%	25	24.10
Safety Reviews	94%	96%	15	14.35
<b>Monitoring Sub-Total</b>			<b>40</b>	<b>38.44</b>
<b>CCI Safety Outcomes</b>				
Incidence of Maltreatment	0.05%	No Substantiated Reports	10	10.00
Staff Training/Foundations	95%	71%	5	3.55
Staff Safety Checks	95%	64%	5	3.20
<b>Safety Sub-Total</b>			<b>20</b>	<b>16.75</b>
<b>CCI Permanency Outcomes</b>				
Placement Stability	90%	86%	15	12.90
<b>Permanency Sub-Total</b>			<b>15</b>	<b>12.90</b>
<b>CCI Well-Being Outcomes</b>				
EPSDT Medical Visits	94%	80%	9.1	7.26
EPSDT Dental Visits	90%	80%	9.1	7.26
Academic Supports	79%	30%	6.8	2.04
Provider ECEM Visits	93%	Not Eligible	N/A	
Provider General Contacts	93%	Not Eligible	N/A	
Placements with Siblings	38%	0%	Not Scored	Not Scored
Placements within Legal County	16%	0%	Not Scored	Not Scored
<b>Well-Being Sub-Total</b>			<b>25</b>	<b>16.57</b>
*Performance calculation descriptions can be found in the FY 2018 RBWO PBP Measurements and Standards Guide.				

Monitoring & Outcomes: Possible Points = 100		Points Earned = 84.66	
Score Before Incentives Credit		84.66%	
Incentives Awarded		6.00 pts	
PBP Verification		N/A pts	
Total Score		90.66%	





DHS, DFCS, Office of Provider Management  
**Performance-Based Placement Measures**  
**RBWO Provider GA+SCORECARD - CCI**  
Report Quarter: Q3 FY2018



**Provider/Program Name: Open Arms of Blue Ridge, Inc. - (5135) - CCI**

Program Census Information:		# Children in Care During Quarter: 7	# Placements During Quarter: 7	# Children in Care On Last Day: 3
CCI Incentive Credits	Avg Performance All CCIs (Points)	Provider Performance (%)*	Possible Points (Weight)	Provider Points Earned
Early EPSDT Medical Visits		50%	2	1.00
Early EPSDT Dental Visits		50%	2	1.00
Permanency Contacts		0%	5	0.00
Additional Academic Supports		0%	2	0.00
Active Agency Accreditation		0%	4	0.00
Staff Clinical Licensure		0%	5	0.00
Behavior Management (threshold = 0)		100%	4	4.00
<b>Incentives Total</b>	<b>7.65</b>		<b>24</b>	<b>6.00</b>
Maximum total combined incentive credit allowed is 10 points.			<b>Incentives Awarded</b>	<b>6.00</b>

\*Performance calculation descriptions can be found in the FY 2018 RBWO PBP Measurements and Standards Guide.

**Child Protective Services Investigations and Dispositions**

The following investigations data, which is not used for scoring but is considered significant to a provider's performance, is from Georgia SHINES and is not considered final or complete until the end of the fiscal year.

Total Reports:	2	
Number Screened In:	2	
Number Screened Out:	0	
Number Substantiated:	0	
Number Unsubstantiated:	2	
Number Active CPS Investigations:	0	



DHS, DFCS, Office of Provider Management  
**Performance-Based Placement Measures**  
**RBWO Provider GA+SCORECARD - CCI**  
Report Quarter: Q3 FY2018



**Provider/Program Name: Open Door Home - Boys Annex Long Term Program (940) - CCI**

792 John Davenport Dr., Rome, GA 30165

Phone: 706-233-9175

Vendor ID# 35532

**Quarterly Scores (Grades)**

Q1: 96.11 (A)

Q2: 101.42 (A+)

Q3: 101.88 (A+)

Q4: N/A

**Current Quarter Score (Grade)**

**101.88%**

**(A+)**

Program Census Information:

# Children in Care During  
Quarter: 12

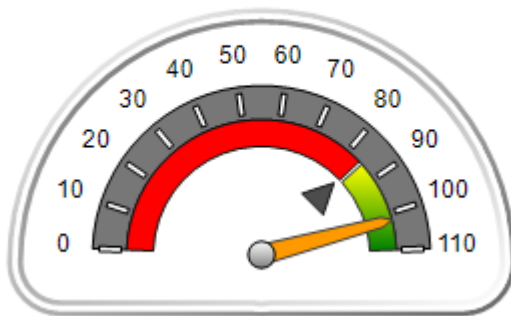
# Placements During  
Quarter: 12

# Children in Care On Last  
Day: 8

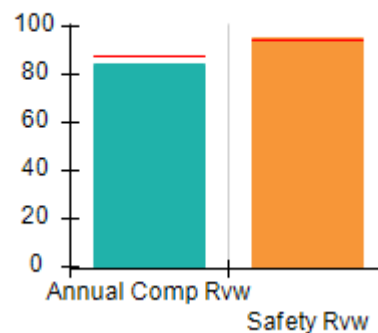
**Quarterly Provider Comparisons to All CCIs**

▼ indicates average for all CCIs

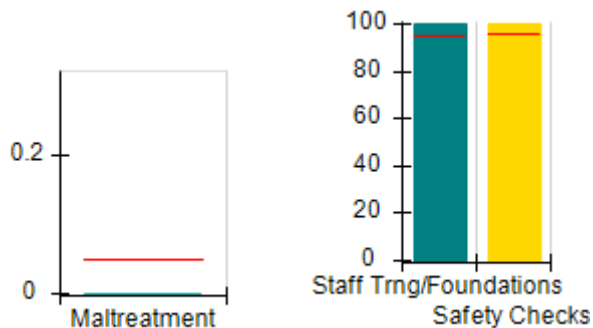
**Overall Score (%)**



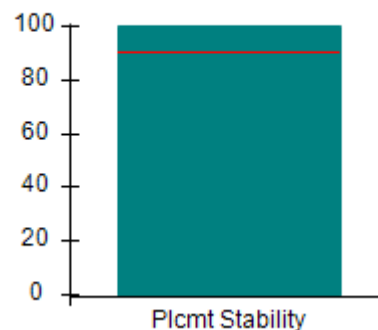
**OPM Monitoring Reviews (%)**



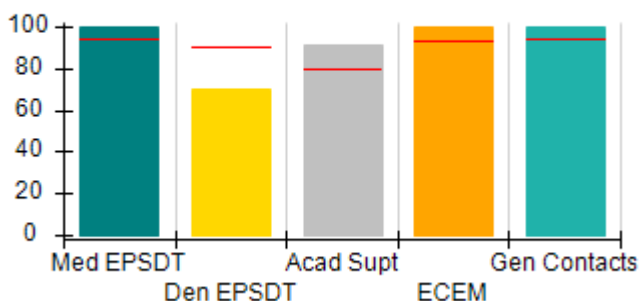
**Safety Outcomes (%)**



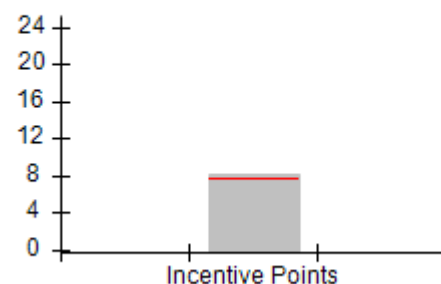
**Permanency Outcomes (%)**



**Well-Being Outcomes (%)**



**Incentives Earned (Points)**





DHS, DFCS, Office of Provider Management  
**Performance-Based Placement Measures**  
**RBWO Provider GA+SCORECARD - CCI**  
 Report Quarter: Q3 FY2018



**Provider/Program Name: Open Door Home - Boys Annex Long Term Program (940) - CCI**

<b>792 John Davenport Dr., Rome, GA 30165</b>  <b>Phone: 706-233-9175</b>  <b>Vendor ID# 35532</b>	<b>Quarterly Scores (Grades)</b>		<b>Current Quarter Score (Grade)</b>
	<b>Q1: 96.11 (A)</b>	<b>Q2: 101.42 (A+)</b>	<b>101.88% (A+)</b>
	<b>Q3: 101.88 (A+)</b>	<b>Q4: N/A</b>	

Program Census Information:	# Children in Care During Quarter: 12	# Placements During Quarter: 12	# Children in Care On Last Day: 8
-----------------------------	---------------------------------------	---------------------------------	-----------------------------------

	<b>Avg Performance All CCIs (%)</b>	<b>Provider Performance (%)*</b>	<b>Possible Points (Weight)</b>	<b>Provider Points Earned</b>
--	-------------------------------------	----------------------------------	---------------------------------	-------------------------------

**OPM Monitoring Reviews**

Annual Comprehensive Reviews	87%	84%	25	21.05
Safety Reviews	94%	95%	15	14.26
<b>Monitoring Sub-Total</b>			<b>40</b>	<b>35.31</b>

**CCI Safety Outcomes**

Incidence of Maltreatment	0.05%	No Substantiated Reports	10	10.00
Staff Training/Foundations	95%	100%	5	5.00
Staff Safety Checks	95%	100%	5	5.00
<b>Safety Sub-Total</b>			<b>20</b>	<b>20.00</b>

**CCI Permanency Outcomes**

Placement Stability	90%	100%	15	15.00
<b>Permanency Sub-Total</b>			<b>15</b>	<b>15.00</b>

**CCI Well-Being Outcomes**

EPSDT Medical Visits	94%	100%	4	4.00
EPSDT Dental Visits	90%	70%	4	2.80
Academic Supports	79%	91%	3	2.73
Provider ECEM Visits	93%	100%	7	7.00
Provider General Contacts	93%	100%	7	7.00
Placements with Siblings	38%	100%	Not Scored	Not Scored
Placements within Legal County	16%	50%	Not Scored	Not Scored
<b>Well-Being Sub-Total</b>			<b>25</b>	<b>23.53</b>

\*Performance calculation descriptions can be found in the FY 2018 RBWO PBP Measurements and Standards Guide.

<b>Monitoring &amp; Outcomes: Possible Points = 100</b>	<b>Points Earned = 93.84</b>
<b>Score Before Incentives Credit</b>	<b>93.84%</b>
<b>Incentives Awarded</b>	<b>8.04 pts</b>
<b>PBP Verification</b>	<b>N/A pts</b>
<b>Total Score</b>	<b>101.88%</b>



DHS, DFCS, Office of Provider Management  
**Performance-Based Placement Measures**  
**RBWO Provider GA+SCORECARD - CCI**  
Report Quarter: Q3 FY2018



**Provider/Program Name: Open Door Home - Boys Annex Long Term Program (940) - CCI**

Program Census Information:		# Children in Care During Quarter: 12	# Placements During Quarter: 12	# Children in Care On Last Day: 8
CCI Incentive Credits	Avg Performance All CCIs (Points)	Provider Performance (%)*	Possible Points (Weight)	Provider Points Earned
Early EPSDT Medical Visits		100%	2	2.00
Early EPSDT Dental Visits		50%	2	1.00
Permanency Contacts		0%	5	0.00
Additional Academic Supports		52%	2	1.04
Active Agency Accreditation		0%	4	0.00
Staff Clinical Licensure		0%	5	0.00
Behavior Management (threshold = 0)		100%	4	4.00
<b>Incentives Total</b>	<b>7.65</b>		<b>24</b>	<b>8.04</b>
Maximum total combined incentive credit allowed is 10 points.			<b>Incentives Awarded</b>	<b>8.04</b>

\*Performance calculation descriptions can be found in the FY 2018 RBWO PBP Measurements and Standards Guide.

**Child Protective Services Investigations and Dispositions**

The following investigations data, which is not used for scoring but is considered significant to a provider's performance, is from Georgia SHINES and is not considered final or complete until the end of the fiscal year.

Total Reports:	0	
Number Screened In:	0	
Number Screened Out:	0	
Number Substantiated:	0	
Number Unsubstantiated:	0	
Number Active CPS Investigations:	0	



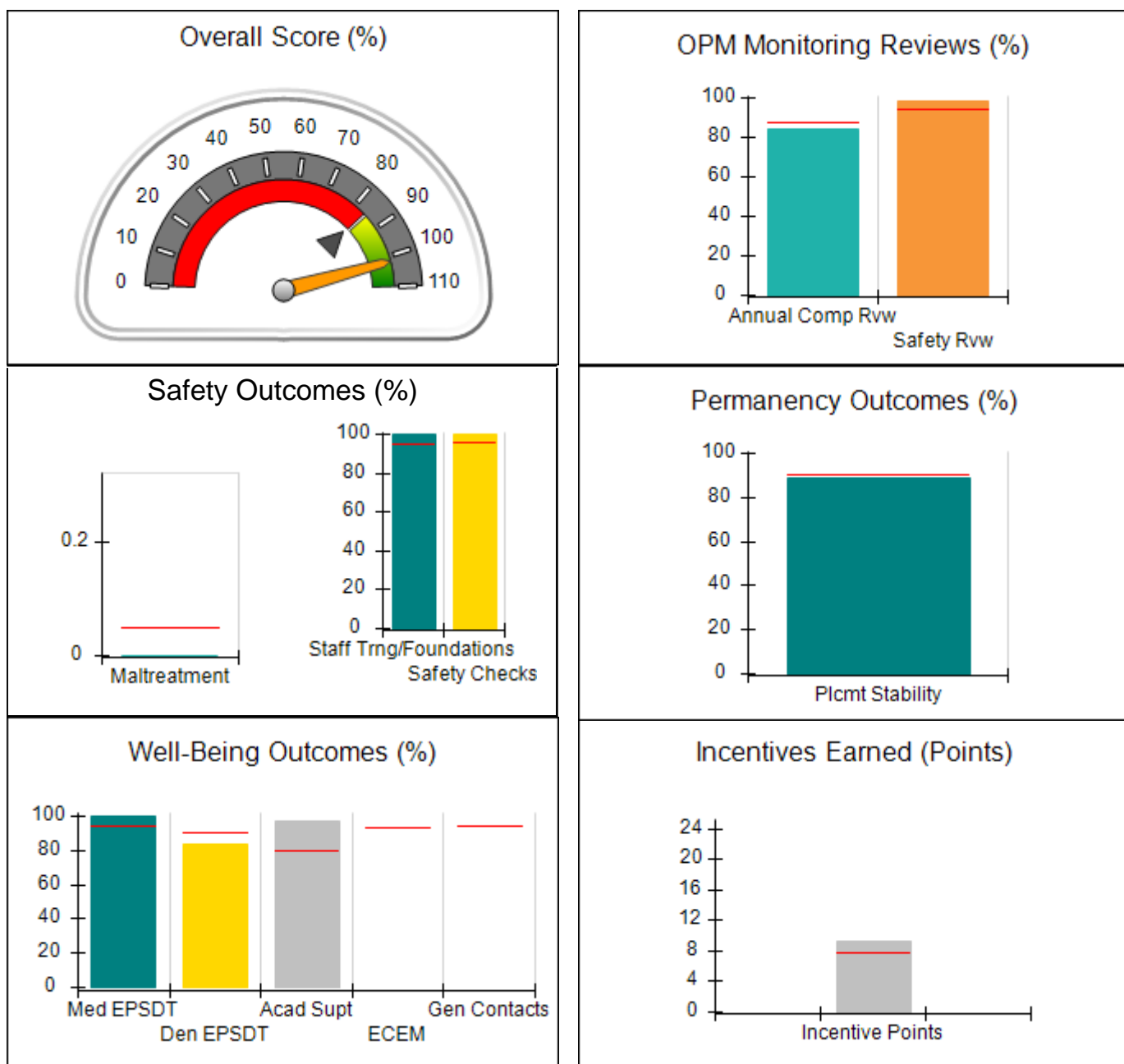
**DHS, DFCS, Office of Provider Management**  
**Performance-Based Placement Measures**  
**RBWO Provider GA+SCORECARD - CCI**  
**Report Quarter: Q3 FY2018**



**Provider/Program Name: Open Door Home - Girls Annex Long Term Program (939) - CCI**

<b>5 Leon St., Rome, GA 30165</b>  <b>Phone: 706 232-6662</b>  <b>Vendor ID# 35531</b>	<b>Quarterly Scores (Grades)</b>		<b>Current Quarter Score (Grade)</b>
	<b>Q1: 98.77 (A+)</b>	<b>Q2: 104.05 (A+)</b>	<b>101.71%</b>
	<b>Q3: 101.71 (A+)</b>	<b>Q4: N/A</b>	<b>(A+)</b>
<b>Program Census Information:</b>	<b># Children in Care During Quarter: 18</b>	<b># Placements During Quarter: 18</b>	<b># Children in Care On Last Day: 12</b>
<b>Quarterly Provider Comparisons to All CCIs</b>			

▼ — indicates average for all CCIs





DHS, DFCS, Office of Provider Management  
**Performance-Based Placement Measures**  
**RBWO Provider GA+SCORECARD - CCI**  
 Report Quarter: Q3 FY2018



**Provider/Program Name: Open Door Home - Girls Annex Long Term Program (939) - CCI**

5 Leon St., Rome, GA 30165 Phone: 706 232-6662 Vendor ID# 35531	Quarterly Scores (Grades)		Current Quarter Score (Grade)
	Q1: 98.77 (A+)	Q2: 104.05 (A+)	101.71%
	Q3: 101.71 (A+)	Q4: N/A	(A+)

Program Census Information:	# Children in Care During Quarter: 18	# Placements During Quarter: 18	# Children in Care On Last Day: 12
-----------------------------	---------------------------------------	---------------------------------	------------------------------------

	Avg Performance All CCIs (%)	Provider Performance (%)*	Possible Points (Weight)	Provider Points Earned
--	------------------------------	---------------------------	--------------------------	------------------------

**OPM Monitoring Reviews**

Annual Comprehensive Reviews	87%	85%	25	21.18
Safety Reviews	94%	99%	15	14.79
<b>Monitoring Sub-Total</b>			<b>40</b>	<b>35.98</b>

**CCI Safety Outcomes**

Incidence of Maltreatment	0.05%	No Substantiated Reports	10	10.00
Staff Training/Foundations	95%	100%	5	5.00
Staff Safety Checks	95%	100%	5	5.00
<b>Safety Sub-Total</b>			<b>20</b>	<b>20.00</b>

**CCI Permanency Outcomes**

Placement Stability	90%	89%	15	13.35
<b>Permanency Sub-Total</b>			<b>15</b>	<b>13.35</b>

**CCI Well-Being Outcomes**

EPSDT Medical Visits	94%	100%	9.1	9.08
EPSDT Dental Visits	90%	83%	9.1	7.54
Academic Supports	79%	97%	6.8	6.61
Provider ECEM Visits	93%	Not Eligible	N/A	
Provider General Contacts	93%	Not Eligible	N/A	
Placements with Siblings	38%	57%	Not Scored	Not Scored
Placements within Legal County	16%	83%	Not Scored	Not Scored
<b>Well-Being Sub-Total</b>			<b>25</b>	<b>23.22</b>

\*Performance calculation descriptions can be found in the FY 2018 RBWO PBP Measurements and Standards Guide.

<b>Monitoring &amp; Outcomes: Possible Points = 100</b>		<b>Points Earned = 92.55</b>	
<b>Score Before Incentives Credit</b>			<b>92.55%</b>
<b>Incentives Awarded</b>			<b>9.16 pts</b>
<b>PBP Verification</b>			<b>N/A pts</b>
<b>Total Score</b>			<b>101.71%</b>



**DHS, DFCS, Office of Provider Management**  
**Performance-Based Placement Measures**  
**RBWO Provider GA+SCORECARD - CCI**  
**Report Quarter: Q3 FY2018**



**Provider/Program Name: Open Door Home - Girls Annex Long Term Program (939) - CCI**

Program Census Information:		# Children in Care During Quarter: 18	# Placements During Quarter: 18	# Children in Care On Last Day: 12
CCI Incentive Credits	Avg Performance All CCIs (Points)	Provider Performance (%)*	Possible Points (Weight)	Provider Points Earned
Early EPSDT Medical Visits		100%	2	2.00
Early EPSDT Dental Visits		80%	2	1.60
Permanency Contacts		0%	5	0.00
Additional Academic Supports		78%	2	1.56
Active Agency Accreditation		0%	4	0.00
Staff Clinical Licensure		0%	5	0.00
Behavior Management (threshold = 0)		100%	4	4.00
<b>Incentives Total</b>	<b>7.65</b>		<b>24</b>	<b>9.16</b>
Maximum total combined incentive credit allowed is 10 points.			<b>Incentives Awarded</b>	<b>9.16</b>

\*Performance calculation descriptions can be found in the FY 2018 RBWO PBP Measurements and Standards Guide.

**Child Protective Services Investigations and Dispositions**

The following investigations data, which is not used for scoring but is considered significant to a provider's performance, is from Georgia SHINES and is not considered final or complete until the end of the fiscal year.

Total Reports:	1	
Number Screened In:	0	
Number Screened Out:	1	
Number Substantiated:	0	
Number Unsubstantiated:	0	
Number Active CPS Investigations:	0	



DHS, DFCS, Office of Provider Management  
**Performance-Based Placement Measures**  
**RBWO Provider GA+SCORECARD - CCI**  
Report Quarter: Q3 FY2018



**Provider/Program Name: Our House for Kids - (792) - CCI**

114 Old Moores Mill Rd., Bremen, GA 30110

Phone: 770-537-1940

Vendor ID# 35536

**Quarterly Scores (Grades)**

Q1: 96.08 (A)

Q2: 94.25 (A)

Q3: 92.20 (A-)

Q4: N/A

**Current Quarter Score (Grade)**

**92.20%**

**(A-)**

Program Census Information:

# Children in Care During  
Quarter: 10

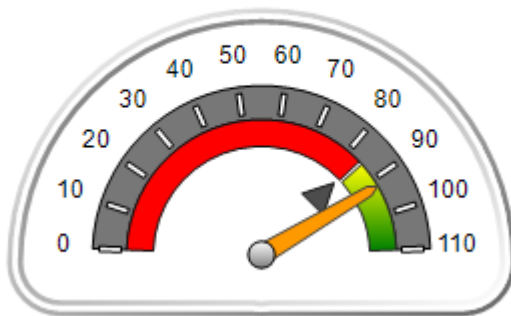
# Placements During  
Quarter: 10

# Children in Care On Last  
Day: 8

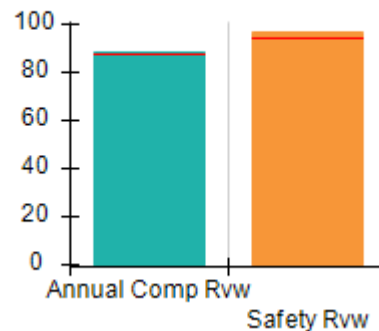
**Quarterly Provider Comparisons to All CCIs**

▼ — indicates average for all CCIs

**Overall Score (%)**



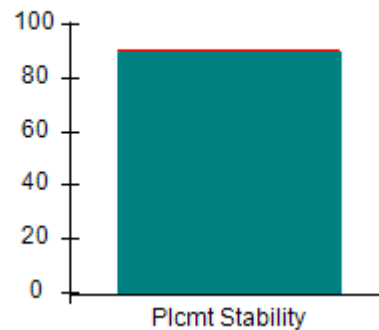
**OPM Monitoring Reviews (%)**



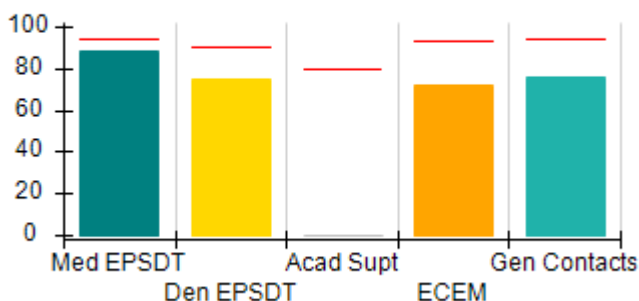
**Safety Outcomes (%)**



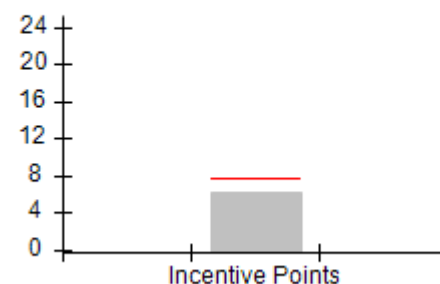
**Permanency Outcomes (%)**



**Well-Being Outcomes (%)**



**Incentives Earned (Points)**







DHS, DFCS, Office of Provider Management  
**Performance-Based Placement Measures**  
**RBWO Provider GA+SCORECARD - CCI**  
**Report Quarter: Q3 FY2018**



**Provider/Program Name: Our House for Kids - (792) - CCI**

<b>114 Old Moores Mill Rd., Bremen, GA 30110</b>  <b>Phone: 770-537-1940</b>  <b>Vendor ID# 35536</b>	<b>Quarterly Scores (Grades)</b>		<b>Current Quarter Score (Grade)</b>
	<b>Q1: 96.08 (A)</b>	<b>Q2: 94.25 (A)</b>	<b>92.20%</b> <b>(A-)</b>
	<b>Q3: 92.20 (A-)</b>	<b>Q4: N/A</b>	

Program Census Information:	# Children in Care During Quarter: 10	# Placements During Quarter: 10	# Children in Care On Last Day: 8
-----------------------------	---------------------------------------	---------------------------------	-----------------------------------

	<b>Avg Performance All CCIs (%)</b>	<b>Provider Performance (%)*</b>	<b>Possible Points (Weight)</b>	<b>Provider Points Earned</b>
--	-------------------------------------	----------------------------------	---------------------------------	-------------------------------

**OPM Monitoring Reviews**

Annual Comprehensive Reviews	87%	88%	25	22.04
Safety Reviews	94%	97%	15	14.49
<b>Monitoring Sub-Total</b>			<b>40</b>	<b>36.53</b>

**CCI Safety Outcomes**

Incidence of Maltreatment	0.05%	No Substantiated Reports	10	10.00
Staff Training/Foundations	95%	83%	5	4.15
Staff Safety Checks	95%	100%	5	5.00
<b>Safety Sub-Total</b>			<b>20</b>	<b>19.15</b>

**CCI Permanency Outcomes**

Placement Stability	90%	90%	15	13.50
<b>Permanency Sub-Total</b>			<b>15</b>	<b>13.50</b>

**CCI Well-Being Outcomes**

EPSDT Medical Visits	94%	88%	4	3.52
EPSDT Dental Visits	90%	75%	4	3.00
Academic Supports	79%	0%	3	0.00
Provider ECEM Visits	93%	72%	7	5.04
Provider General Contacts	93%	76%	7	5.32
Placements with Siblings	38%	33%	Not Scored	Not Scored
Placements within Legal County	16%	0%	Not Scored	Not Scored
<b>Well-Being Sub-Total</b>			<b>25</b>	<b>16.88</b>

\*Performance calculation descriptions can be found in the FY 2018 RBWO PBP Measurements and Standards Guide.

<b>Monitoring &amp; Outcomes: Possible Points = 100</b>	<b>Points Earned = 86.06</b>
<b>Score Before Incentives Credit</b>	<b>86.06%</b>
<b>Incentives Awarded</b>	<b>6.14 pts</b>
<b>PBP Verification</b>	<b>N/A pts</b>
<b>Total Score</b>	<b>92.20%</b>



DHS, DFCS, Office of Provider Management  
**Performance-Based Placement Measures**  
**RBWO Provider GA+SCORECARD - CCI**  
Report Quarter: Q3 FY2018



**Provider/Program Name: Our House for Kids - (792) - CCI**

Program Census Information:		# Children in Care During Quarter: 10	# Placements During Quarter: 10	# Children in Care On Last Day: 8
CCI Incentive Credits	Avg Performance All CCIs (Points)	Provider Performance (%)*	Possible Points (Weight)	Provider Points Earned
Early EPSDT Medical Visits		67%	2	1.34
Early EPSDT Dental Visits		40%	2	0.80
Permanency Contacts		None Planned	5	
Additional Academic Supports		0%	2	0.00
Active Agency Accreditation		0%	4	0.00
Staff Clinical Licensure		0%	5	0.00
Behavior Management (threshold = 0)		100%	4	4.00
<b>Incentives Total</b>	<b>7.65</b>		<b>24</b>	<b>6.14</b>
Maximum total combined incentive credit allowed is 10 points.			<b>Incentives Awarded</b>	<b>6.14</b>

\*Performance calculation descriptions can be found in the FY 2018 RBWO PBP Measurements and Standards Guide.

**Child Protective Services Investigations and Dispositions**

The following investigations data, which is not used for scoring but is considered significant to a provider's performance, is from Georgia SHINES and is not considered final or complete until the end of the fiscal year.

Total Reports:	3	
Number Screened In:	0	
Number Screened Out:	3	
Number Substantiated:	0	
Number Unsubstantiated:	3	
Number Active CPS Investigations:	-3	



**DHS, DFCS, Office of Provider Management**  
**Performance-Based Placement Measures**  
**RBWO Provider GA+SCORECARD - CCI**



**Report Quarter: Q3 FY2018**

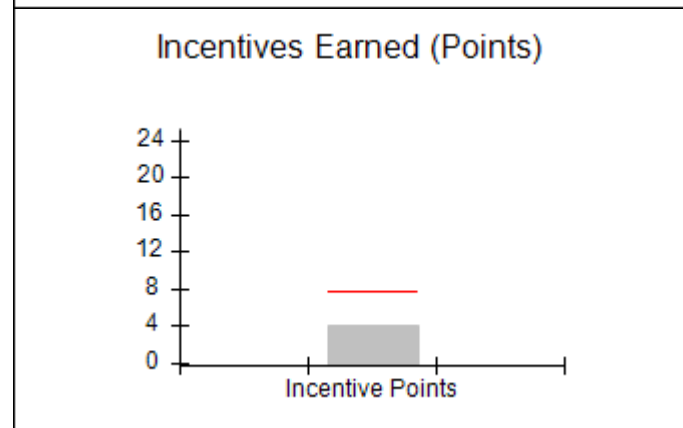
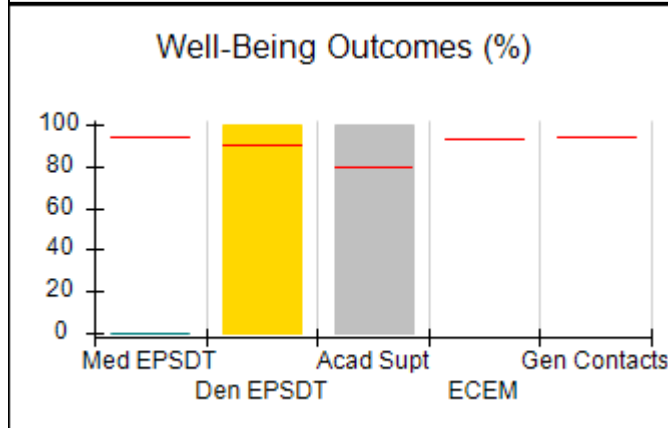
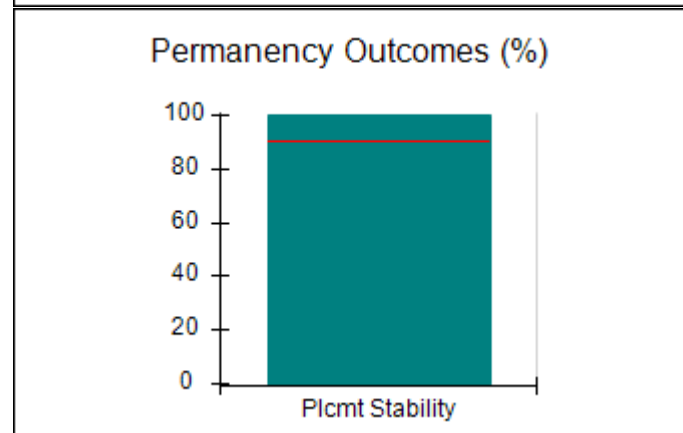
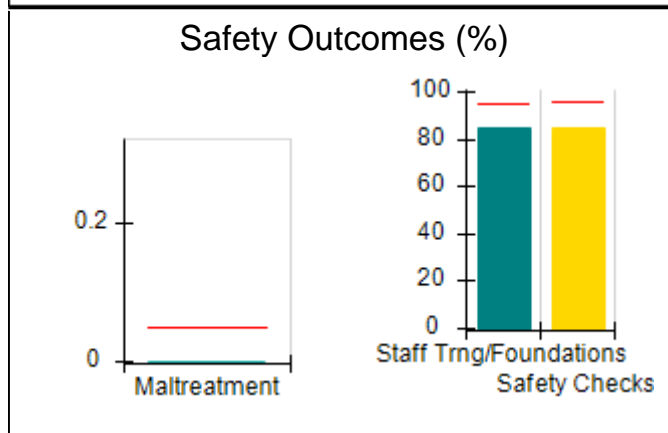
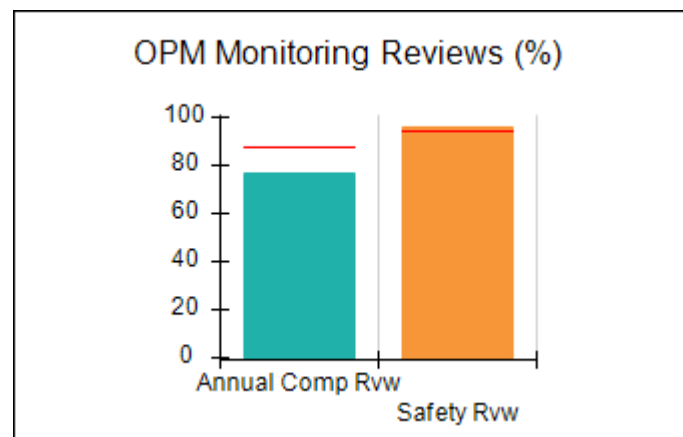
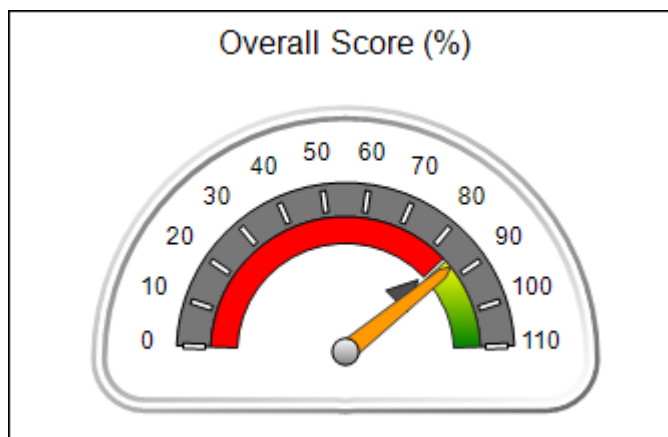
**Provider/Program Name: Park Place Outreach (formerly Marshland Foundation) - (732) - CCI**

<b>514 East Henry Street, Savannah, GA 31401</b>  <b>Phone: 912-234-4048</b>  <b>Vendor ID# 35537</b>	Quarterly Scores (Grades)		Current Quarter Score (Grade)
	Q1: 92.65 (A-)	Q2: 90.66 (A-)	<b>87.03%</b>
	Q3: 87.03 (B+)	Q4: N/A	<b>(B+)</b>

Program Census Information:	# Children in Care During Quarter: 1	# Placements During Quarter: 1	# Children in Care On Last Day: 1
-----------------------------	--------------------------------------	--------------------------------	-----------------------------------

**Quarterly Provider Comparisons to All CCIs**

▼ — indicates average for all CCIs





**DHS, DFCS, Office of Provider Management**  
**Performance-Based Placement Measures**  
**RBWO Provider GA+SCORECARD - CCI**



**Report Quarter: Q3 FY2018**

**Provider/Program Name: Park Place Outreach (formerly Marshland Foundation) - (732) - CCI**

<b>514 East Henry Street, Savannah, GA 31401</b>  <b>Phone: 912-234-4048</b>  <b>Vendor ID# 35537</b>	<b>Quarterly Scores (Grades)</b>		<b>Current Quarter Score (Grade)</b>
	<b>Q1: 92.65 (A-)</b>	<b>Q2: 90.66 (A-)</b>	<b>87.03%</b>
	<b>Q3: 87.03 (B+)</b>	<b>Q4: N/A</b>	<b>(B+)</b>

<b>Program Census Information:</b>	<b># Children in Care During Quarter: 1</b>	<b># Placements During Quarter: 1</b>	<b># Children in Care On Last Day: 1</b>
------------------------------------	---	---------------------------------------	--

	<b>Avg Performance All CCIs (%)</b>	<b>Provider Performance (%)*</b>	<b>Possible Points (Weight)</b>	<b>Provider Points Earned</b>
--	-------------------------------------	----------------------------------	---------------------------------	-------------------------------

**OPM Monitoring Reviews**

Annual Comprehensive Reviews	87%	77%	25	19.26
Safety Reviews	94%	96%	15	14.38
<b>Monitoring Sub-Total</b>			<b>40</b>	<b>33.64</b>

**CCI Safety Outcomes**

Incidence of Maltreatment	0.05%	No Substantiated Reports	10	10.00
Staff Training/Foundations	95%	85%	5	4.25
Staff Safety Checks	95%	85%	5	4.25
<b>Safety Sub-Total</b>			<b>20</b>	<b>18.50</b>

**CCI Permanency Outcomes**

Placement Stability	90%	100%	15	15.00
<b>Permanency Sub-Total</b>			<b>15</b>	<b>15.00</b>

**CCI Well-Being Outcomes**

EPSDT Medical Visits	94%	0%	9.1	0.00
EPSDT Dental Visits	90%	100%	9.1	9.08
Academic Supports	79%	100%	6.8	6.81
Provider ECEM Visits	93%	Not Eligible	N/A	
Provider General Contacts	93%	Not Eligible	N/A	
Placements with Siblings	38%	Not Eligible	Not Scored	Not Scored
Placements within Legal County	16%	Not Eligible	Not Scored	Not Scored
<b>Well-Being Sub-Total</b>			<b>25</b>	<b>15.89</b>

\*Performance calculation descriptions can be found in the FY 2018 RBWO PBP Measurements and Standards Guide.

<b>Monitoring &amp; Outcomes: Possible Points = 100</b>	<b>Points Earned = 83.03</b>
<b>Score Before Incentives Credit</b>	<b>83.03%</b>
<b>Incentives Awarded</b>	<b>4.00 pts</b>
<b>PBP Verification</b>	<b>N/A pts</b>
<b>Total Score</b>	<b>87.03%</b>



DHS, DFCS, Office of Provider Management  
**Performance-Based Placement Measures**  
**RBWO Provider GA+SCORECARD - CCI**  
Report Quarter: Q3 FY2018



**Provider/Program Name: Park Place Outreach (formerly Marshland Foundation) - (732) - CCI**

Program Census Information:		# Children in Care During Quarter: 1	# Placements During Quarter: 1	# Children in Care On Last Day: 1
CCI Incentive Credits	Avg Performance All CCIs (Points)	Provider Performance (%)*	Possible Points (Weight)	Provider Points Earned
Early EPSDT Medical Visits		0%	2	0.00
Early EPSDT Dental Visits		Not Eligible	2	
Permanency Contacts		None Planned	5	
Additional Academic Supports		0%	2	0.00
Active Agency Accreditation		0%	4	0.00
Staff Clinical Licensure		0%	5	0.00
Behavior Management (threshold = 0)		100%	4	4.00
<b>Incentives Total</b>	<b>7.65</b>		<b>24</b>	<b>4.00</b>
Maximum total combined incentive credit allowed is 10 points.			<b>Incentives Awarded</b>	<b>4.00</b>

\*Performance calculation descriptions can be found in the FY 2018 RBWO PBP Measurements and Standards Guide.

**Child Protective Services Investigations and Dispositions**

The following investigations data, which is not used for scoring but is considered significant to a provider's performance, is from Georgia SHINES and is not considered final or complete until the end of the fiscal year.

Total Reports:	0
Number Screened In:	0
Number Screened Out:	0
Number Substantiated:	0
Number Unsubstantiated:	0
Number Active CPS Investigations:	0



**DHS, DFCS, Office of Provider Management**  
**Performance-Based Placement Measures**  
**RBWO Provider GA+SCORECARD - CCI**  
**Report Quarter: Q3 FY2018**



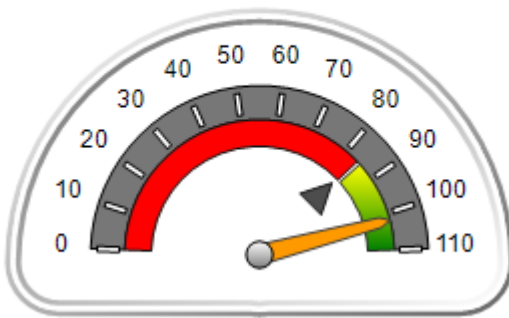
**Provider/Program Name: Positive Growth - Jolly Ave. (794) - CCI**

<b>1033 Jolly Ave., Clarkston, GA 30021</b>  <b>Phone: 404-292-6420</b>  <b>Vendor ID# 35547</b>	Quarterly Scores (Grades)		Current Quarter Score (Grade)
	Q1: 59.00 (F)	Q2: 102.00 (A+)	<b>102.00%</b> <b>(A+)</b>
	Q3: 102.00 (A+)	Q4: N/A	
Program Census Information:	# Children in Care During Quarter: 0	# Placements During Quarter: 0	# Children in Care On Last Day: 0

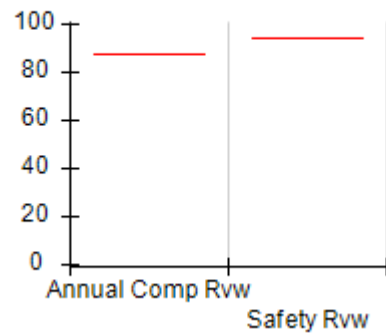
**Quarterly Provider Comparisons to All CCIs**

▼ — indicates average for all CCIs

**Overall Score (%)**



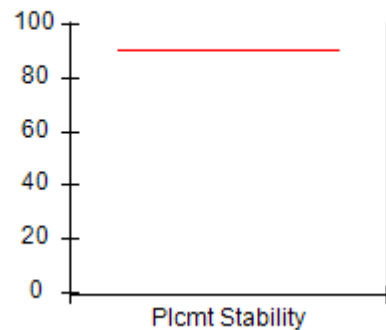
**OPM Monitoring Reviews (%)**



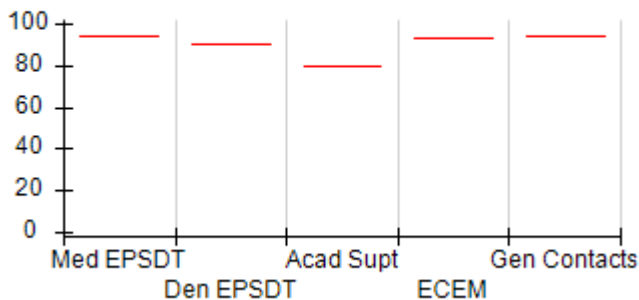
**Safety Outcomes (%)**



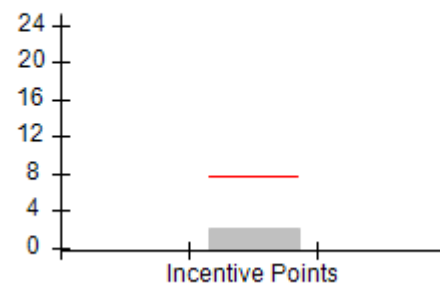
**Permanency Outcomes (%)**



**Well-Being Outcomes (%)**



**Incentives Earned (Points)**





DHS, DFCS, Office of Provider Management  
**Performance-Based Placement Measures**  
**RBWO Provider GA+SCORECARD - CCI**  
 Report Quarter: Q3 FY2018



**Provider/Program Name: Positive Growth - Jolly Ave. (794) - CCI**

<b>1033 Jolly Ave., Clarkston, GA 30021</b>  <b>Phone: 404-292-6420</b>  <b>Vendor ID# 35547</b>	<b>Quarterly Scores (Grades)</b>		<b>Current Quarter Score (Grade)</b>
	<b>Q1: 59.00 (F)</b>	<b>Q2: 102.00 (A+)</b>	<b>102.00%</b> <b>(A+)</b>
	<b>Q3: 102.00 (A+)</b>	<b>Q4: N/A</b>	

Program Census Information:	# Children in Care During Quarter: 0	# Placements During Quarter: 0	# Children in Care On Last Day: 0
-----------------------------	--------------------------------------	--------------------------------	-----------------------------------

	<b>Avg Performance All CCIs (%)</b>	<b>Provider Performance (%)*</b>	<b>Possible Points (Weight)</b>	<b>Provider Points Earned</b>
--	-------------------------------------	----------------------------------	---------------------------------	-------------------------------

**OPM Monitoring Reviews**

Annual Comprehensive Reviews	87%	Not Yet Conducted		
Safety Reviews	94%	Not Yet Conducted		
<b>Monitoring Sub-Total</b>				<b>0.00</b>

**CCI Safety Outcomes**

Incidence of Maltreatment	0.05%	Not Eligible		
Staff Training/Foundations	95%	100%	10	10.00
Staff Safety Checks	95%	100%	10	10.00
<b>Safety Sub-Total</b>			<b>20</b>	<b>20.00</b>

**CCI Permanency Outcomes**

Placement Stability	90%	Not Eligible		
<b>Permanency Sub-Total</b>			<b>N/A</b>	

**CCI Well-Being Outcomes**

EPSDT Medical Visits	94%	Not Eligible		
EPSDT Dental Visits	90%	Not Eligible		
Academic Supports	79%	Not Eligible		
Provider ECEM Visits	93%	Not Eligible	N/A	
Provider General Contacts	93%	Not Eligible	N/A	
Placements with Siblings	38%	Not Eligible	Not Scored	Not Scored
Placements within Legal County	16%	Not Eligible	Not Scored	Not Scored
<b>Well-Being Sub-Total</b>			<b>N/A</b>	

\*Performance calculation descriptions can be found in the FY 2018 RBWO PBP Measurements and Standards Guide.

<b>Monitoring &amp; Outcomes: Possible Points = 20</b>	<b>Points Earned = 20.00</b>
<b>Score Before Incentives Credit</b>	<b>100.00%</b>
<b>Incentives Awarded</b>	<b>2.00 pts</b>
<b>PBP Verification</b>	<b>N/A pts</b>
<b>Total Score</b>	<b>102.00%</b>



DHS, DFCS, Office of Provider Management  
**Performance-Based Placement Measures**  
**RBWO Provider GA+SCORECARD - CCI**  
Report Quarter: Q3 FY2018



**Provider/Program Name: Positive Growth - Jolly Ave. (794) - CCI**

Program Census Information:		# Children in Care During Quarter: 0	# Placements During Quarter: 0	# Children in Care On Last Day: 0
CCI Incentive Credits	Avg Performance All CCIs (Points)	Provider Performance (%)*	Possible Points (Weight)	Provider Points Earned
Early EPSDT Medical Visits		Not Eligible	2	
Early EPSDT Dental Visits		Not Eligible	2	
Permanency Contacts		None Planned	5	
Additional Academic Supports		Not Eligible	2	
Active Agency Accreditation		50%	4	2.00
Staff Clinical Licensure		0%	5	0.00
Behavior Management (threshold = 0)		0%	4	
<b>Incentives Total</b>	<b>7.65</b>		<b>24</b>	<b>2.00</b>
Maximum total combined incentive credit allowed is 10 points.			<b>Incentives Awarded</b>	<b>2.00</b>

\*Performance calculation descriptions can be found in the FY 2018 RBWO PBP Measurements and Standards Guide.

**Child Protective Services Investigations and Dispositions**

The following investigations data, which is not used for scoring but is considered significant to a provider's performance, is from Georgia SHINES and is not considered final or complete until the end of the fiscal year.

Total Reports:	0	
Number Screened In:	0	
Number Screened Out:	0	
Number Substantiated:	0	
Number Unsubstantiated:	0	
Number Active CPS Investigations:	0	





DHS, DFCS, Office of Provider Management  
**Performance-Based Placement Measures**  
**RBWO Provider GA+SCORECARD - CCI**



Report Quarter: Q3 FY2018

**Provider/Program Name: Positive Growth - Ponce De Leon Ave. (795) - CCI**

4036 E Ponce De Leon Ave., Clarkston, GA 30021

Phone: 404-292-6420

Vendor ID# 35546

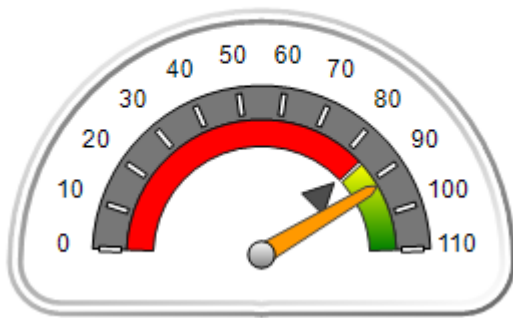
Quarterly Scores (Grades)		Current Quarter Score (Grade)
Q1: 88.86 (B+)	Q2: 89.88 (B+)	92.12% (A-)
Q3: 92.12 (A-)	Q4: N/A	

Program Census Information:	# Children in Care During Quarter: 19	# Placements During Quarter: 19	# Children in Care On Last Day: 11
-----------------------------	---------------------------------------	---------------------------------	------------------------------------

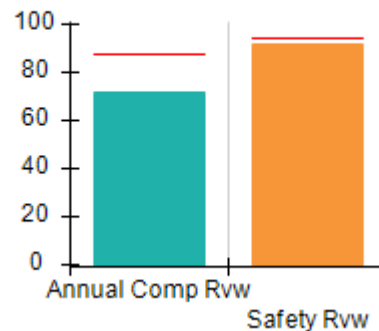
**Quarterly Provider Comparisons to All CCIs**

▼ indicates average for all CCIs

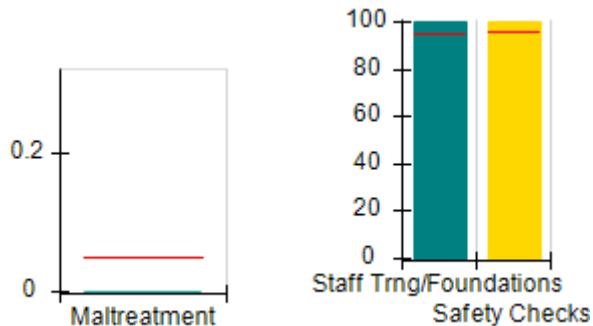
Overall Score (%)



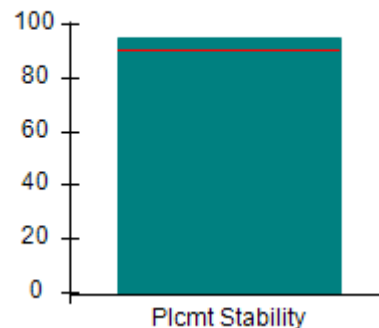
OPM Monitoring Reviews (%)



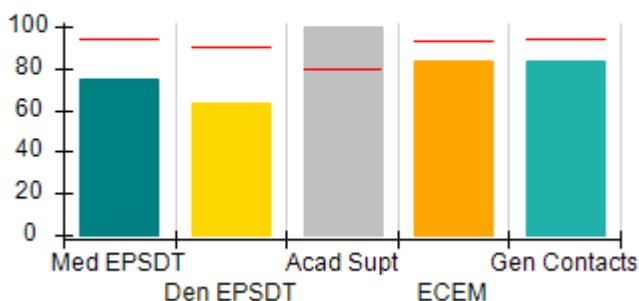
Safety Outcomes (%)



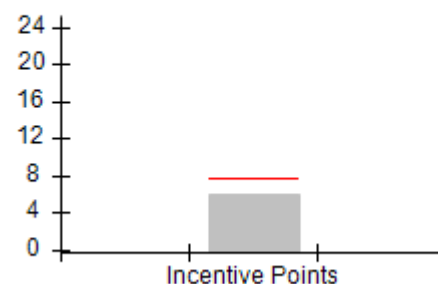
Permanency Outcomes (%)



Well-Being Outcomes (%)



Incentives Earned (Points)





DHS, DFCS, Office of Provider Management  
**Performance-Based Placement Measures**  
**RBWO Provider GA+SCORECARD - CCI**  
 Report Quarter: Q3 FY2018



**Provider/Program Name: Positive Growth - Ponce De Leon Ave. (795) - CCI**

<b>4036 E Ponce De Leon Ave., Clarkston, GA 30021</b>  <b>Phone: 404-292-6420</b>  <b>Vendor ID# 35546</b>	Quarterly Scores (Grades)		Current Quarter Score (Grade)
	Q1: 88.86 (B+)	Q2: 89.88 (B+)	<b>92.12%</b> <b>(A-)</b>
	Q3: 92.12 (A-)	Q4: N/A	

Program Census Information:	# Children in Care During Quarter: 19	# Placements During Quarter: 19	# Children in Care On Last Day: 11
-----------------------------	---------------------------------------	---------------------------------	------------------------------------

	Avg Performance All CCIs (%)	Provider Performance (%)*	Possible Points (Weight)	Provider Points Earned
--	------------------------------	---------------------------	--------------------------	------------------------

**OPM Monitoring Reviews**

Annual Comprehensive Reviews	87%	72%	25	17.98
Safety Reviews	94%	92%	15	13.75
<b>Monitoring Sub-Total</b>			<b>40</b>	<b>31.73</b>

**CCI Safety Outcomes**

Incidence of Maltreatment	0.05%	No Substantiated Reports	10	10.00
Staff Training/Foundations	95%	100%	5	5.00
Staff Safety Checks	95%	100%	5	5.00
<b>Safety Sub-Total</b>			<b>20</b>	<b>20.00</b>

**CCI Permanency Outcomes**

Placement Stability	90%	95%	15	14.25
<b>Permanency Sub-Total</b>			<b>15</b>	<b>14.25</b>

**CCI Well-Being Outcomes**

EPSDT Medical Visits	94%	75%	4	3.00
EPSDT Dental Visits	90%	63%	4	2.52
Academic Supports	79%	100%	3	3.00
Provider ECEM Visits	93%	83%	7	5.81
Provider General Contacts	93%	83%	7	5.81
Placements with Siblings	38%	0%	Not Scored	Not Scored
Placements within Legal County	16%	55%	Not Scored	Not Scored
<b>Well-Being Sub-Total</b>			<b>25</b>	<b>20.14</b>

\*Performance calculation descriptions can be found in the FY 2018 RBWO PBP Measurements and Standards Guide.

<b>Monitoring &amp; Outcomes: Possible Points = 100</b>	<b>Points Earned = 86.12</b>
<b>Score Before Incentives Credit</b>	<b>86.12%</b>
<b>Incentives Awarded</b>	<b>6.00 pts</b>
<b>PBP Verification</b>	<b>N/A pts</b>
<b>Total Score</b>	<b>92.12%</b>



DHS, DFCS, Office of Provider Management  
**Performance-Based Placement Measures**  
**RBWO Provider GA+SCORECARD - CCI**  
Report Quarter: Q3 FY2018



Provider/Program Name: Positive Growth - Ponce De Leon Ave. (795) - CCI				
Program Census Information:		# Children in Care During Quarter: 19	# Placements During Quarter: 19	# Children in Care On Last Day: 11
CCI Incentive Credits	Avg Performance All CCIs (Points)	Provider Performance (%)*	Possible Points (Weight)	Provider Points Earned
Early EPSDT Medical Visits		0%	2	0.00
Early EPSDT Dental Visits		0%	2	0.00
Permanency Contacts		None Planned	5	
Additional Academic Supports		100%	2	2.00
Active Agency Accreditation		0%	4	0.00
Staff Clinical Licensure		0%	5	0.00
Behavior Management (threshold = 0)		100%	4	4.00
<b>Incentives Total</b>	<b>7.65</b>		<b>24</b>	<b>6.00</b>
Maximum total combined incentive credit allowed is 10 points.			<b>Incentives Awarded</b>	<b>6.00</b>
*Performance calculation descriptions can be found in the FY 2018 RBWO PBP Measurements and Standards Guide.				

### Child Protective Services Investigations and Dispositions

The following investigations data, which is not used for scoring but is considered significant to a provider's performance, is from Georgia SHINES and is not considered final or complete until the end of the fiscal year.

Total Reports:	2	
Number Screened In:	1	
Number Screened Out:	1	
Number Substantiated:	1	
Number Unsubstantiated:	0	
Number Active CPS Investigations:	0	



DHS, DFCS, Office of Provider Management  
**Performance-Based Placement Measures**  
**RBWO Provider GA+SCORECARD - CCI**  
Report Quarter: Q3 FY2018



**Provider/Program Name: Pride Land Group Home LLC - (5263) - CCI**

2490 Heath Road, Macon, GA 30344

Phone: 478-359-6046

Vendor ID# 49818

**Quarterly Scores (Grades)**

Q1: 68.30 (D+)

Q2: 96.04 (A)

Q3: 100.78 (A+)

Q4: N/A

**Current Quarter Score (Grade)**

**100.78%**

**(A+)**

Program Census Information:

# Children in Care During  
Quarter: 7

# Placements During  
Quarter: 7

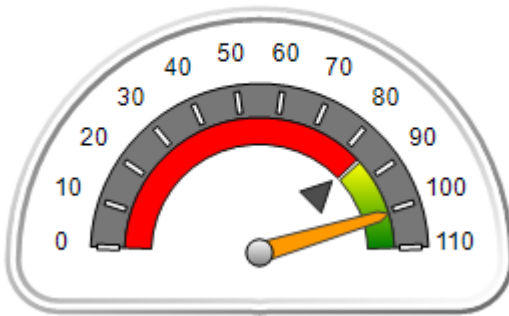
# Children in Care On Last  
Day: 6

**Quarterly Provider Comparisons to All CCIs**

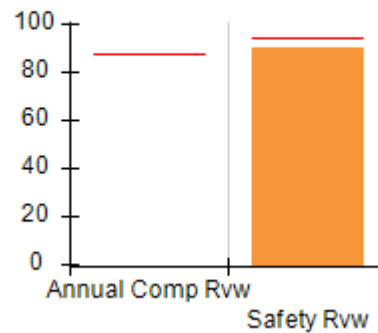


indicates average for all CCIs

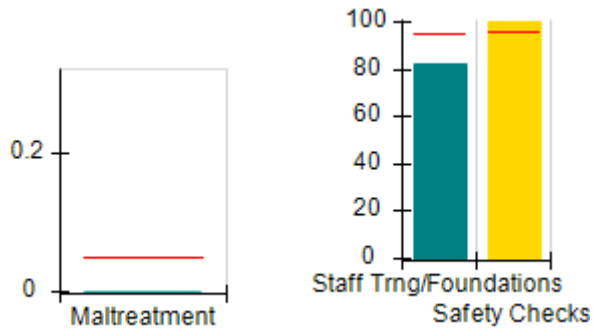
**Overall Score (%)**



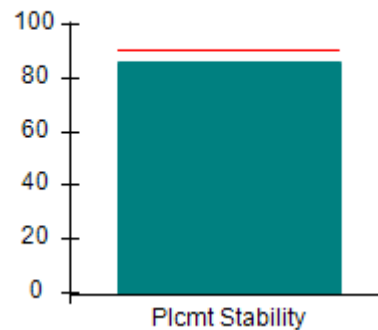
**OPM Monitoring Reviews (%)**



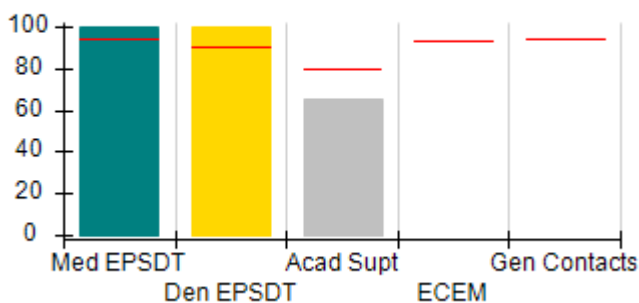
**Safety Outcomes (%)**



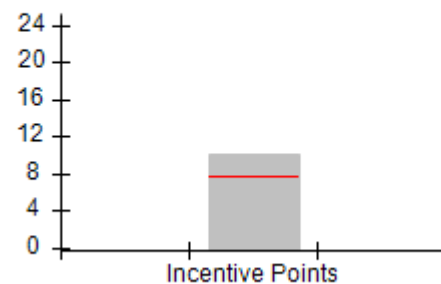
**Permanency Outcomes (%)**



**Well-Being Outcomes (%)**



**Incentives Earned (Points)**





DHS, DFCS, Office of Provider Management  
**Performance-Based Placement Measures**  
**RBWO Provider GA+SCORECARD - CCI**  
 Report Quarter: Q3 FY2018



**Provider/Program Name: Pride Land Group Home LLC - (5263) - CCI**

2490 Heath Road, Macon, GA 30344  Phone: 478-359-6046  Vendor ID# 49818	Quarterly Scores (Grades)		Current Quarter Score (Grade)
	Q1: 68.30 (D+)	Q2: 96.04 (A)	<b>100.78%</b> <b>(A+)</b>
	Q3: 100.78 (A+)	Q4: N/A	

Program Census Information:	# Children in Care During Quarter: 7	# Placements During Quarter: 7	# Children in Care On Last Day: 6
-----------------------------	--------------------------------------	--------------------------------	-----------------------------------

	Avg Performance All CCIs (%)	Provider Performance (%)*	Possible Points (Weight)	Provider Points Earned
--	------------------------------	---------------------------	--------------------------	------------------------

**OPM Monitoring Reviews**

Annual Comprehensive Reviews	87%	Not Yet Conducted		
Safety Reviews	94%	90%	15	13.50
<b>Monitoring Sub-Total</b>			<b>15</b>	<b>13.50</b>

**CCI Safety Outcomes**

Incidence of Maltreatment	0.05%	No Substantiated Reports	10	10.00
Staff Training/Foundations	95%	82%	5	4.10
Staff Safety Checks	95%	100%	5	5.00
<b>Safety Sub-Total</b>			<b>20</b>	<b>19.10</b>

**CCI Permanency Outcomes**

Placement Stability	90%	86%	15	12.90
<b>Permanency Sub-Total</b>			<b>15</b>	<b>12.90</b>

**CCI Well-Being Outcomes**

EPSDT Medical Visits	94%	100%	9.1	9.08
EPSDT Dental Visits	90%	100%	9.1	9.08
Academic Supports	79%	65%	6.8	4.43
Provider ECEM Visits	93%	Not Eligible	N/A	
Provider General Contacts	93%	Not Eligible	N/A	
Placements with Siblings	38%	Not Eligible	Not Scored	Not Scored
Placements within Legal County	16%	50%	Not Scored	Not Scored
<b>Well-Being Sub-Total</b>			<b>25</b>	<b>22.59</b>

\*Performance calculation descriptions can be found in the FY 2018 RBWO PBP Measurements and Standards Guide.

<b>Monitoring &amp; Outcomes: Possible Points = 75</b>		<b>Points Earned = 68.09</b>	
<b>Score Before Incentives Credit</b>			<b>90.78%</b>
<b>Incentives Awarded</b>			<b>10.00 pts</b>
<b>PBP Verification</b>			<b>N/A pts</b>
<b>Total Score</b>			<b>100.78%</b>



DHS, DFCS, Office of Provider Management  
**Performance-Based Placement Measures**  
**RBWO Provider GA+SCORECARD - CCI**  
Report Quarter: Q3 FY2018



**Provider/Program Name: Pride Land Group Home LLC - (5263) - CCI**

Program Census Information:		# Children in Care During Quarter: 7	# Placements During Quarter: 7	# Children in Care On Last Day: 6
CCI Incentive Credits	Avg Performance All CCIs (Points)	Provider Performance (%)*	Possible Points (Weight)	Provider Points Earned
Early EPSDT Medical Visits		100%	2	2.00
Early EPSDT Dental Visits		100%	2	2.00
Permanency Contacts		29%	5	1.45
Additional Academic Supports		31%	2	0.62
Active Agency Accreditation		0%	4	0.00
Staff Clinical Licensure		0%	5	0.00
Behavior Management (threshold = 0)		100%	4	4.00
<b>Incentives Total</b>	<b>7.65</b>		<b>24</b>	<b>10.07</b>
Maximum total combined incentive credit allowed is 10 points.			<b>Incentives Awarded</b>	<b>10.00</b>

\*Performance calculation descriptions can be found in the FY 2018 RBWO PBP Measurements and Standards Guide.

**Child Protective Services Investigations and Dispositions**

The following investigations data, which is not used for scoring but is considered significant to a provider's performance, is from Georgia SHINES and is not considered final or complete until the end of the fiscal year.

Total Reports:	0	
Number Screened In:	0	
Number Screened Out:	0	
Number Substantiated:	0	
Number Unsubstantiated:	0	
Number Active CPS Investigations:	0	



DHS, DFCS, Office of Provider Management  
**Performance-Based Placement Measures**  
**RBWO Provider GA+SCORECARD - CCI**  
Report Quarter: Q3 FY2018



**Provider/Program Name: Rainbow Children's Home - (809) - CCI**

247 E. Main St., Dahlonega, GA 30533

Phone: 706-864-5110

Vendor ID# 35566

**Quarterly Scores (Grades)**

Q1: 94.57 (A)

Q2: 95.09 (A)

Q3: 98.14 (A+)

Q4: N/A

**Current Quarter Score (Grade)**

98.14%

(A+)

Program Census Information:

# Children in Care During  
Quarter: 14

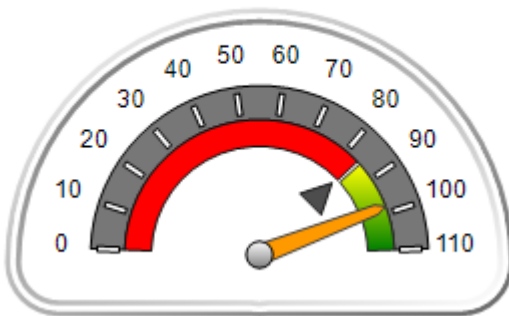
# Placements During  
Quarter: 14

# Children in Care On Last  
Day: 6

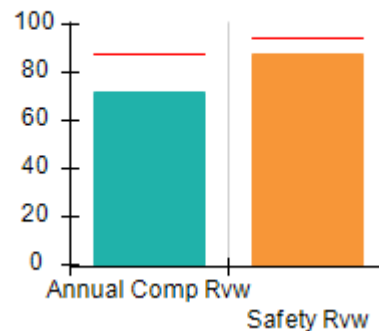
**Quarterly Provider Comparisons to All CCIs**

▼ indicates average for all CCIs

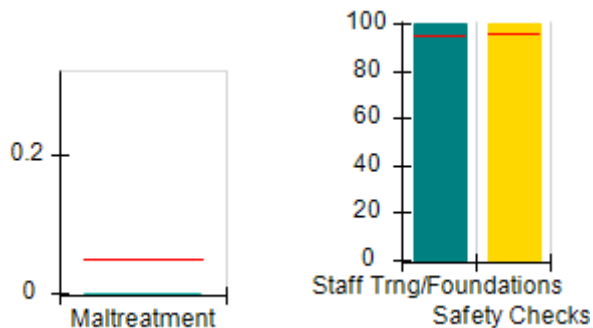
**Overall Score (%)**



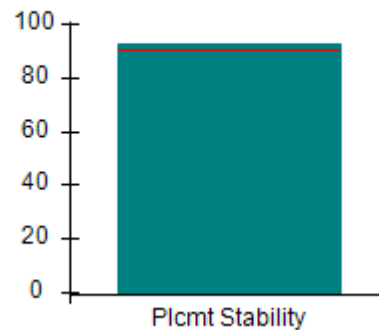
**OPM Monitoring Reviews (%)**



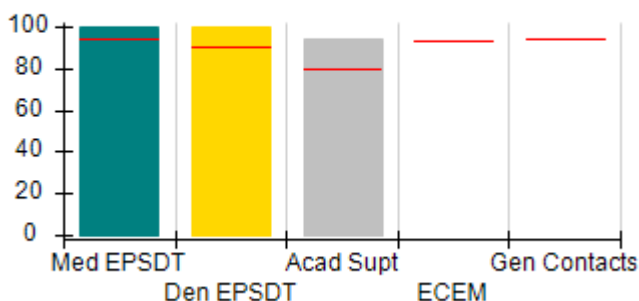
**Safety Outcomes (%)**



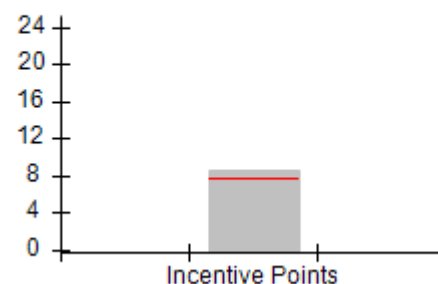
**Permanency Outcomes (%)**



**Well-Being Outcomes (%)**



**Incentives Earned (Points)**





DHS, DFCS, Office of Provider Management  
**Performance-Based Placement Measures**  
**RBWO Provider GA+SCORECARD - CCI**  
 Report Quarter: Q3 FY2018



**Provider/Program Name: Rainbow Children's Home - (809) - CCI**

247 E. Main St., Dahlonega, GA 30533  Phone: 706-864-5110  Vendor ID# 35566	Quarterly Scores (Grades)		Current Quarter Score (Grade)
	Q1: 94.57 (A)	Q2: 95.09 (A)	<b>98.14%</b> <b>(A+)</b>
	Q3: 98.14 (A+)	Q4: N/A	

Program Census Information:	# Children in Care During Quarter: 14	# Placements During Quarter: 14	# Children in Care On Last Day: 6
-----------------------------	---------------------------------------	---------------------------------	-----------------------------------

	Avg Performance All CCIs (%)	Provider Performance (%)*	Possible Points (Weight)	Provider Points Earned
--	------------------------------	---------------------------	--------------------------	------------------------

**OPM Monitoring Reviews**

Annual Comprehensive Reviews	87%	72%	25	17.94
Safety Reviews	94%	88%	15	13.19
<b>Monitoring Sub-Total</b>			<b>40</b>	<b>31.13</b>

**CCI Safety Outcomes**

Incidence of Maltreatment	0.05%	No Substantiated Reports	10	10.00
Staff Training/Foundations	95%	100%	5	5.00
Staff Safety Checks	95%	100%	5	5.00
<b>Safety Sub-Total</b>			<b>20</b>	<b>20.00</b>

**CCI Permanency Outcomes**

Placement Stability	90%	93%	15	13.95
<b>Permanency Sub-Total</b>			<b>15</b>	<b>13.95</b>

**CCI Well-Being Outcomes**

EPSDT Medical Visits	94%	100%	9.1	9.08
EPSDT Dental Visits	90%	100%	9.1	9.08
Academic Supports	79%	94%	6.8	6.40
Provider ECEM Visits	93%	Not Eligible	N/A	
Provider General Contacts	93%	Not Eligible	N/A	
Placements with Siblings	38%	40%	Not Scored	Not Scored
Placements within Legal County	16%	29%	Not Scored	Not Scored
<b>Well-Being Sub-Total</b>			<b>25</b>	<b>24.56</b>

\*Performance calculation descriptions can be found in the FY 2018 RBWO PBP Measurements and Standards Guide.

<b>Monitoring &amp; Outcomes: Possible Points = 100</b>	<b>Points Earned = 89.64</b>
<b>Score Before Incentives Credit</b>	<b>89.64%</b>
<b>Incentives Awarded</b>	<b>8.50 pts</b>
<b>PBP Verification</b>	<b>0.00 pts</b>
<b>Total Score</b>	<b>98.14%</b>





DHS, DFCS, Office of Provider Management  
**Performance-Based Placement Measures**  
**RBWO Provider GA+SCORECARD - CCI**  
Report Quarter: Q3 FY2018



**Provider/Program Name: Rainbow Children's Home - (809) - CCI**

Program Census Information:		# Children in Care During Quarter: 14	# Placements During Quarter: 14	# Children in Care On Last Day: 6
CCI Incentive Credits	Avg Performance All CCIs (Points)	Provider Performance (%)*	Possible Points (Weight)	Provider Points Earned
Early EPSDT Medical Visits		100%	2	2.00
Early EPSDT Dental Visits		100%	2	2.00
Permanency Contacts		None Planned	5	
Additional Academic Supports		0%	2	0.00
Active Agency Accreditation		0%	4	0.00
Staff Clinical Licensure		10%	5	0.50
Behavior Management (threshold = 0)		100%	4	4.00
<b>Incentives Total</b>	<b>7.65</b>		<b>24</b>	<b>8.50</b>
Maximum total combined incentive credit allowed is 10 points.			<b>Incentives Awarded</b>	<b>8.50</b>

\*Performance calculation descriptions can be found in the FY 2018 RBWO PBP Measurements and Standards Guide.

**Child Protective Services Investigations and Dispositions**

The following investigations data, which is not used for scoring but is considered significant to a provider's performance, is from Georgia SHINES and is not considered final or complete until the end of the fiscal year.

Total Reports:	0	
Number Screened In:	0	
Number Screened Out:	0	
Number Substantiated:	0	
Number Unsubstantiated:	0	
Number Active CPS Investigations:	0	



DHS, DFCS, Office of Provider Management

## Performance-Based Placement Measures

### RBWO Provider GA+SCORECARD - CCI

Report Quarter: Q3 FY2018



**Provider/Program Name: Rainbow House Emergency Shelter for Children - (810) - CCI**

879 Battle Creek Rd., Jonesboro, GA 30236

Phone: 770-478-6905

Vendor ID# 35567

Quarterly Scores (Grades)

Q1: 92.80 (A-)

Q2: 100.99 (A+)

Q3: 102.40 (A+)

Q4: N/A

Current Quarter Score (Grade)

102.40%

(A+)

Program Census Information:

# Children in Care During Quarter: 37

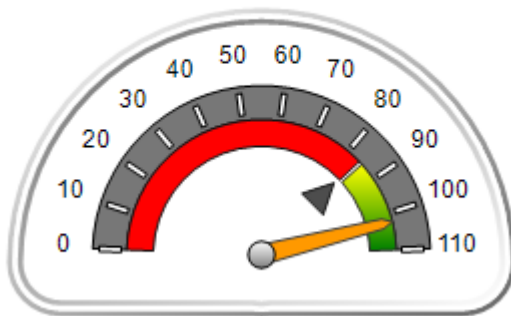
# Placements During Quarter: 38

# Children in Care On Last Day: 19

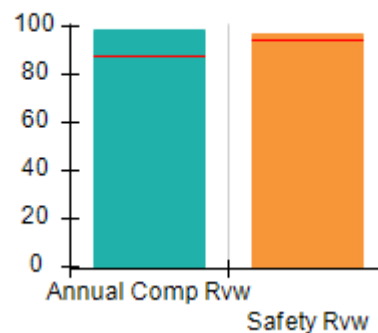
### Quarterly Provider Comparisons to All CCIs

▼ indicates average for all CCIs

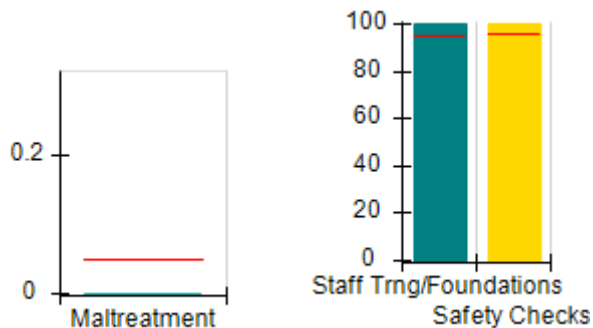
Overall Score (%)



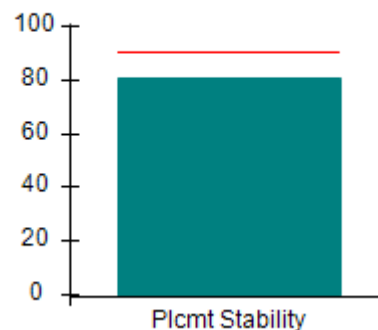
OPM Monitoring Reviews (%)



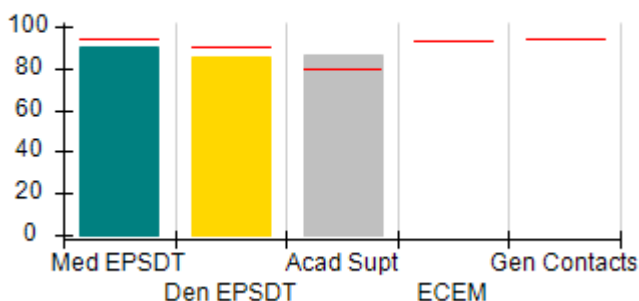
Safety Outcomes (%)



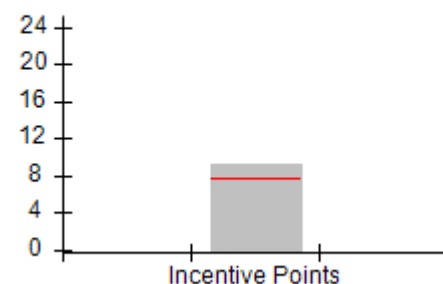
Permanency Outcomes (%)



Well-Being Outcomes (%)



Incentives Earned (Points)





DHS, DFCS, Office of Provider Management  
**Performance-Based Placement Measures**  
**RBWO Provider GA+SCORECARD - CCI**  
 Report Quarter: Q3 FY2018



**Provider/Program Name: Rainbow House Emergency Shelter for Children - (810) - CCI**

<b>879 Battle Creek Rd., Jonesboro, GA 30236</b>  <b>Phone: 770-478-6905</b>  <b>Vendor ID# 35567</b>	<b>Quarterly Scores (Grades)</b>		<b>Current Quarter Score (Grade)</b>
	<b>Q1: 92.80 (A-)</b>	<b>Q2: 100.99 (A+)</b>	<b>102.40%</b> <b>(A+)</b>
	<b>Q3: 102.40 (A+)</b>	<b>Q4: N/A</b>	

Program Census Information:	# Children in Care During Quarter: 37	# Placements During Quarter: 38	# Children in Care On Last Day: 19
-----------------------------	---------------------------------------	---------------------------------	------------------------------------

	<b>Avg Performance All CCIs (%)</b>	<b>Provider Performance (%)*</b>	<b>Possible Points (Weight)</b>	<b>Provider Points Earned</b>
--	-------------------------------------	----------------------------------	---------------------------------	-------------------------------

**OPM Monitoring Reviews**

Annual Comprehensive Reviews	87%	99%	25	24.72
Safety Reviews	94%	97%	15	14.52
<b>Monitoring Sub-Total</b>			<b>40</b>	<b>39.24</b>

**CCI Safety Outcomes**

Incidence of Maltreatment	0.05%	No Substantiated Reports	10	10.00
Staff Training/Foundations	95%	100%	5	5.00
Staff Safety Checks	95%	100%	5	5.00
<b>Safety Sub-Total</b>			<b>20</b>	<b>20.00</b>

**CCI Permanency Outcomes**

Placement Stability	90%	81%	15	12.15
<b>Permanency Sub-Total</b>			<b>15</b>	<b>12.15</b>

**CCI Well-Being Outcomes**

EPSDT Medical Visits	94%	90%	9.1	8.17
EPSDT Dental Visits	90%	85%	9.1	7.72
Academic Supports	79%	86%	6.8	5.86
Provider ECEM Visits	93%	Not Eligible	N/A	
Provider General Contacts	93%	Not Eligible	N/A	
Placements with Siblings	38%	Not Eligible	Not Scored	Not Scored
Placements within Legal County	16%	45%	Not Scored	Not Scored
<b>Well-Being Sub-Total</b>			<b>25</b>	<b>21.75</b>

\*Performance calculation descriptions can be found in the FY 2018 RBWO PBP Measurements and Standards Guide.

<b>Monitoring &amp; Outcomes: Possible Points = 100</b>	<b>Points Earned = 93.14</b>
<b>Score Before Incentives Credit</b>	<b>93.14%</b>
<b>Incentives Awarded</b>	<b>9.26 pts</b>
<b>PBP Verification</b>	<b>N/A pts</b>
<b>Total Score</b>	<b>102.40%</b>



DHS, DFCS, Office of Provider Management  
**Performance-Based Placement Measures**  
**RBWO Provider GA+SCORECARD - CCI**  
Report Quarter: Q3 FY2018



**Provider/Program Name: Rainbow House Emergency Shelter for Children - (810) - CCI**

Program Census Information:		# Children in Care During Quarter: 37	# Placements During Quarter: 38	# Children in Care On Last Day: 19
CCI Incentive Credits	Avg Performance All CCIs (Points)	Provider Performance (%)*	Possible Points (Weight)	Provider Points Earned
Early EPSDT Medical Visits		90%	2	1.80
Early EPSDT Dental Visits		86%	2	1.72
Permanency Contacts		0%	5	0.00
Additional Academic Supports		37%	2	0.74
Active Agency Accreditation		0%	4	0.00
Staff Clinical Licensure		20%	5	1.00
Behavior Management (threshold = 0)		100%	4	4.00
<b>Incentives Total</b>	<b>7.65</b>		<b>24</b>	<b>9.26</b>
Maximum total combined incentive credit allowed is 10 points.			<b>Incentives Awarded</b>	<b>9.26</b>

\*Performance calculation descriptions can be found in the FY 2018 RBWO PBP Measurements and Standards Guide.

**Child Protective Services Investigations and Dispositions**

The following investigations data, which is not used for scoring but is considered significant to a provider's performance, is from Georgia SHINES and is not considered final or complete until the end of the fiscal year.

Total Reports:	0	
Number Screened In:	0	
Number Screened Out:	0	
Number Substantiated:	0	
Number Unsubstantiated:	0	
Number Active CPS Investigations:	0	



DHS, DFCS, Office of Provider Management  
**Performance-Based Placement Measures**  
**RBWO Provider GA+SCORECARD - CCI**  
Report Quarter: Q3 FY2018



**Provider/Program Name: Raintree Village - Lowndes County (811) - CCI**

3757 Johnston Rd., Valdosta, GA 31601

Phone: 229-559-5944

Vendor ID# 35568

Quarterly Scores (Grades)

Q1: 88.80 (B+)

Q2: 101.82 (A+)

Q3: 103.21 (A+)

Q4: N/A

Current Quarter Score  
(Grade)

103.21%

(A+)

Program Census Information:

# Children in Care During  
Quarter: 11

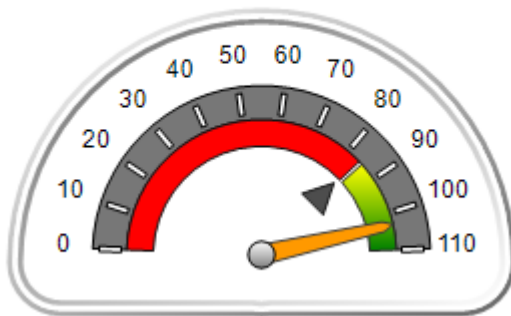
# Placements During  
Quarter: 12

# Children in Care On Last  
Day: 8

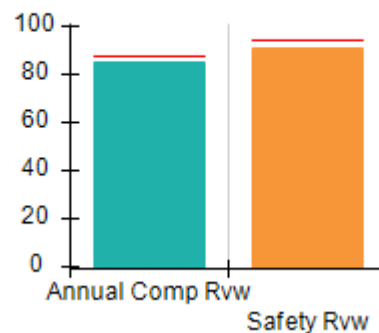
**Quarterly Provider Comparisons to All CCIs**

▼ indicates average for all CCIs

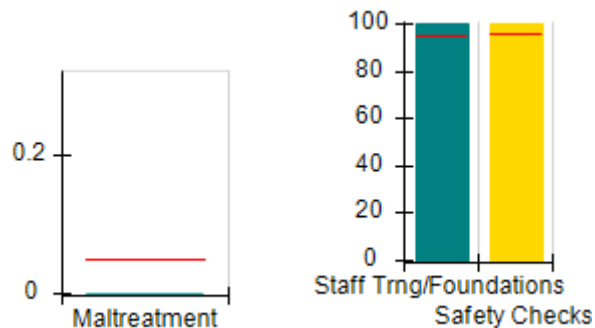
Overall Score (%)



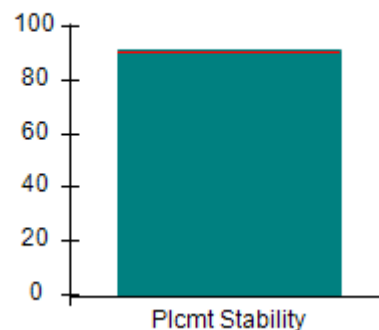
OPM Monitoring Reviews (%)



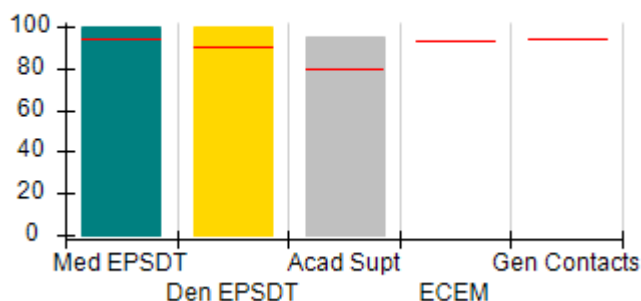
Safety Outcomes (%)



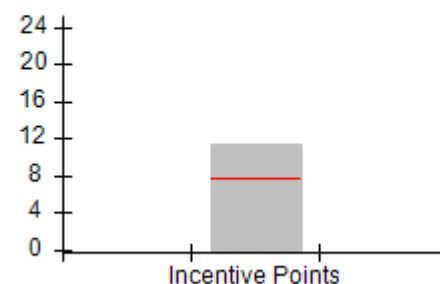
Permanency Outcomes (%)



Well-Being Outcomes (%)



Incentives Earned (Points)





DHS, DFCS, Office of Provider Management  
**Performance-Based Placement Measures**  
**RBWO Provider GA+SCORECARD - CCI**  
 Report Quarter: Q3 FY2018



Provider/Program Name: Raintree Village - Lowndes County (811) - CCI				
3757 Johnston Rd., Valdosta, GA 31601		Quarterly Scores (Grades)		Current Quarter Score (Grade)
Phone: 229-559-5944		Q1: 88.80 (B+)	Q2: 101.82 (A+)	103.21% (A+)
Vendor ID# 35568		Q3: 103.21 (A+)	Q4: N/A	
Program Census Information:		# Children in Care During Quarter: 11	# Placements During Quarter: 12	# Children in Care On Last Day: 8
	Avg Performance All CCIs (%)	Provider Performance (%)*	Possible Points (Weight)	Provider Points Earned
<b>OPM Monitoring Reviews</b>				
Annual Comprehensive Reviews	87%	85%	25	21.31
Safety Reviews	94%	91%	15	13.62
<b>Monitoring Sub-Total</b>			<b>40</b>	<b>34.93</b>
<b>CCI Safety Outcomes</b>				
Incidence of Maltreatment	0.05%	No Substantiated Reports	10	10.00
Staff Training/Foundations	95%	100%	5	5.00
Staff Safety Checks	95%	100%	5	5.00
<b>Safety Sub-Total</b>			<b>20</b>	<b>20.00</b>
<b>CCI Permanency Outcomes</b>				
Placement Stability	90%	91%	15	13.65
<b>Permanency Sub-Total</b>			<b>15</b>	<b>13.65</b>
<b>CCI Well-Being Outcomes</b>				
EPSDT Medical Visits	94%	100%	9.1	9.08
EPSDT Dental Visits	90%	100%	9.1	9.08
Academic Supports	79%	95%	6.8	6.47
Provider ECEM Visits	93%	Not Eligible	N/A	
Provider General Contacts	93%	Not Eligible	N/A	
Placements with Siblings	38%	25%	Not Scored	Not Scored
Placements within Legal County	16%	0%	Not Scored	Not Scored
<b>Well-Being Sub-Total</b>			<b>25</b>	<b>24.63</b>
*Performance calculation descriptions can be found in the FY 2018 RBWO PBP Measurements and Standards Guide.				

Monitoring & Outcomes: Possible Points = 100		Points Earned = 93.21	
Score Before Incentives Credit			93.21%
Incentives Awarded			10.00 pts
PBP Verification			N/A pts
Total Score			103.21%



DHS, DFCS, Office of Provider Management  
**Performance-Based Placement Measures**  
**RBWO Provider GA+SCORECARD - CCI**  
Report Quarter: Q3 FY2018



**Provider/Program Name: Raintree Village - Lowndes County (811) - CCI**

Program Census Information:		# Children in Care During Quarter: 11	# Placements During Quarter: 12	# Children in Care On Last Day: 8
CCI Incentive Credits	Avg Performance All CCIs (Points)	Provider Performance (%)*	Possible Points (Weight)	Provider Points Earned
Early EPSDT Medical Visits		100%	2	2.00
Early EPSDT Dental Visits		100%	2	2.00
Permanency Contacts		None Planned	5	
Additional Academic Supports		65%	2	1.30
Active Agency Accreditation		50%	4	2.00
Staff Clinical Licensure		0%	5	0.00
Behavior Management (threshold = 0)		100%	4	4.00
<b>Incentives Total</b>	<b>7.65</b>		<b>24</b>	<b>11.30</b>
Maximum total combined incentive credit allowed is 10 points.			<b>Incentives Awarded</b>	<b>10.00</b>

\*Performance calculation descriptions can be found in the FY 2018 RBWO PBP Measurements and Standards Guide.

**Child Protective Services Investigations and Dispositions**

The following investigations data, which is not used for scoring but is considered significant to a provider's performance, is from Georgia SHINES and is not considered final or complete until the end of the fiscal year.

Total Reports:	0	
Number Screened In:	0	
Number Screened Out:	0	
Number Substantiated:	0	
Number Unsubstantiated:	0	
Number Active CPS Investigations:	0	



**DHS, DFCS, Office of Provider Management**  
**Performance-Based Placement Measures**  
**RBWO Provider GA+SCORECARD - CCI**  
**Report Quarter: Q3 FY2018**



**Provider/Program Name: Reaching Back, LLC - (5326) - CCI**

**1209 9th St., Columbus, GA 31907**

**Phone: 762-524-7562**

**Vendor ID# 136876**

**Program Census Information:**

**Quarterly Scores (Grades)**

**Q1: (N/A)**

**Q2: 98.10 (A+)**

**Q3: 106.63 (A+)**

**Q4: N/A**

**Current Quarter Score (Grade)**

**106.63%**

**(A+)**

**# Children in Care During Quarter: 7**

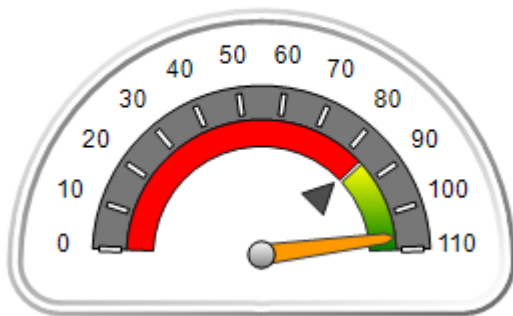
**# Placements During Quarter: 8**

**# Children in Care On Last Day: 5**

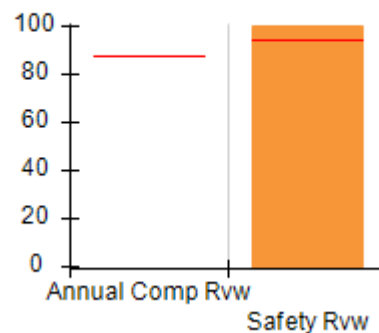
**Quarterly Provider Comparisons to All CCIs**

▼ — indicates average for all CCIs

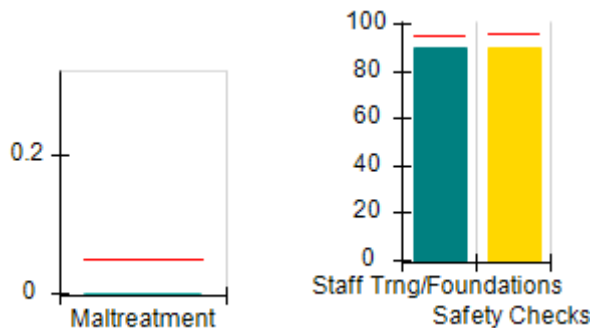
**Overall Score (%)**



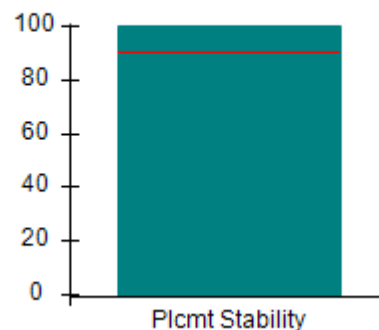
**OPM Monitoring Reviews (%)**



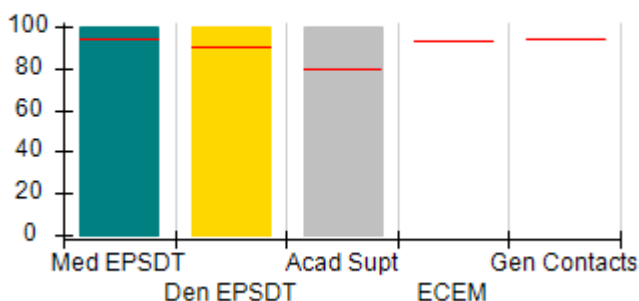
**Safety Outcomes (%)**



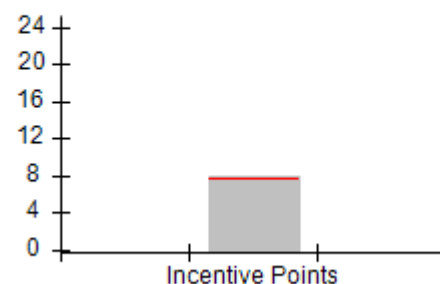
**Permanency Outcomes (%)**



**Well-Being Outcomes (%)**



**Incentives Earned (Points)**







DHS, DFCS, Office of Provider Management  
**Performance-Based Placement Measures**  
**RBWO Provider GA+SCORECARD - CCI**  
 Report Quarter: Q3 FY2018



**Provider/Program Name: Reaching Back, LLC - (5326) - CCI**

<b>1209 9th St., Columbus, GA 31907</b>  <b>Phone: 762-524-7562</b>  <b>Vendor ID# 136876</b>	<b>Quarterly Scores (Grades)</b>		<b>Current Quarter Score (Grade)</b>
	<b>Q1: (N/A)</b>	<b>Q2: 98.10 (A+)</b>	<b>106.63%</b> <b>(A+)</b>
	<b>Q3: 106.63 (A+)</b>	<b>Q4: N/A</b>	

Program Census Information:	# Children in Care During Quarter: 7	# Placements During Quarter: 8	# Children in Care On Last Day: 5
-----------------------------	--------------------------------------	--------------------------------	-----------------------------------

	<b>Avg Performance All CCIs (%)</b>	<b>Provider Performance (%)*</b>	<b>Possible Points (Weight)</b>	<b>Provider Points Earned</b>
--	-------------------------------------	----------------------------------	---------------------------------	-------------------------------

**OPM Monitoring Reviews**

Annual Comprehensive Reviews	87%	Not Yet Conducted		
Safety Reviews	94%	100%	15	15.00
<b>Monitoring Sub-Total</b>			<b>15</b>	<b>15.00</b>

**CCI Safety Outcomes**

Incidence of Maltreatment	0.05%	No Substantiated Reports	10	10.00
Staff Training/Foundations	95%	90%	5	4.50
Staff Safety Checks	95%	90%	5	4.50
<b>Safety Sub-Total</b>			<b>20</b>	<b>19.00</b>

**CCI Permanency Outcomes**

Placement Stability	90%	100%	15	15.00
<b>Permanency Sub-Total</b>			<b>15</b>	<b>15.00</b>

**CCI Well-Being Outcomes**

EPSDT Medical Visits	94%	100%	9.1	9.08
EPSDT Dental Visits	90%	100%	9.1	9.08
Academic Supports	79%	100%	6.8	6.81
Provider ECEM Visits	93%	Not Eligible	N/A	
Provider General Contacts	93%	Not Eligible	N/A	
Placements with Siblings	38%	0%	Not Scored	Not Scored
Placements within Legal County	16%	0%	Not Scored	Not Scored
<b>Well-Being Sub-Total</b>			<b>25</b>	<b>24.97</b>

\*Performance calculation descriptions can be found in the FY 2018 RBWO PBP Measurements and Standards Guide.

<b>Monitoring &amp; Outcomes: Possible Points = 75</b>	<b>Points Earned = 73.97</b>
<b>Score Before Incentives Credit</b>	<b>98.63%</b>
<b>Incentives Awarded</b>	<b>8.00 pts</b>
<b>PBP Verification</b>	<b>N/A pts</b>
<b>Total Score</b>	<b>106.63%</b>



DHS, DFCS, Office of Provider Management  
**Performance-Based Placement Measures**  
**RBWO Provider GA+SCORECARD - CCI**  
Report Quarter: Q3 FY2018



**Provider/Program Name: Reaching Back, LLC - (5326) - CCI**

Program Census Information:		# Children in Care During Quarter: 7	# Placements During Quarter: 8	# Children in Care On Last Day: 5
CCI Incentive Credits	Avg Performance All CCIs (Points)	Provider Performance (%)*	Possible Points (Weight)	Provider Points Earned
Early EPSDT Medical Visits		Not Eligible	2	
Early EPSDT Dental Visits		100%	2	2.00
Permanency Contacts		0%	5	0.00
Additional Academic Supports		100%	2	2.00
Active Agency Accreditation		0%	4	0.00
Staff Clinical Licensure		0%	5	0.00
Behavior Management (threshold = 0)		100%	4	4.00
<b>Incentives Total</b>	<b>7.65</b>		<b>24</b>	<b>8.00</b>
Maximum total combined incentive credit allowed is 10 points.			<b>Incentives Awarded</b>	<b>8.00</b>

\*Performance calculation descriptions can be found in the FY 2018 RBWO PBP Measurements and Standards Guide.

**Child Protective Services Investigations and Dispositions**

The following investigations data, which is not used for scoring but is considered significant to a provider's performance, is from Georgia SHINES and is not considered final or complete until the end of the fiscal year.

Total Reports:	0	
Number Screened In:	0	
Number Screened Out:	0	
Number Substantiated:	0	
Number Unsubstantiated:	0	
Number Active CPS Investigations:	0	



DHS, DFCS, Office of Provider Management  
**Performance-Based Placement Measures**  
**RBWO Provider GA+SCORECARD - CCI**  
Report Quarter: Q3 FY2018



**Provider/Program Name: RMB Hospitality - Jonesboro (5331) - CCI**

1 Magnolia Circle, Jonesboro, GA 30236

Phone: 678-506-0762

Vendor ID# 156825

Quarterly Scores (Grades)

Current Quarter Score  
(Grade)

Q1: N/A

Q2: N/A

N/A%

Q3: N/A

Q4: N/A

Program Census Information:

# Children in Care During  
Quarter: 0

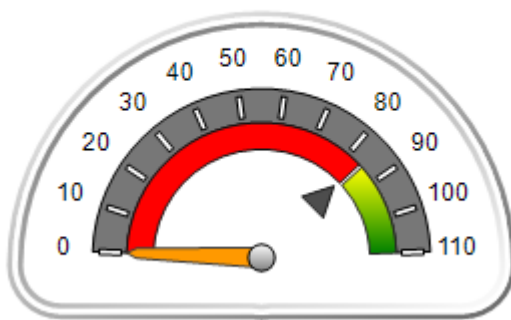
# Placements During  
Quarter: 0

# Children in Care On Last  
Day: 0

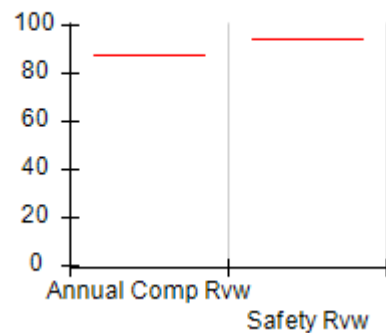
**Quarterly Provider Comparisons to All CCIs**

— indicates average for all CCIs

Overall Score (%)



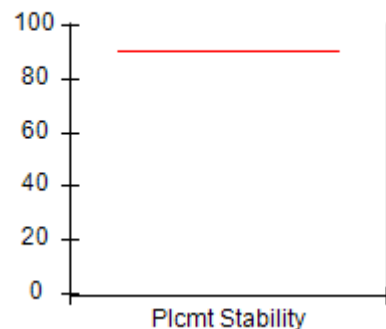
OPM Monitoring Reviews (%)



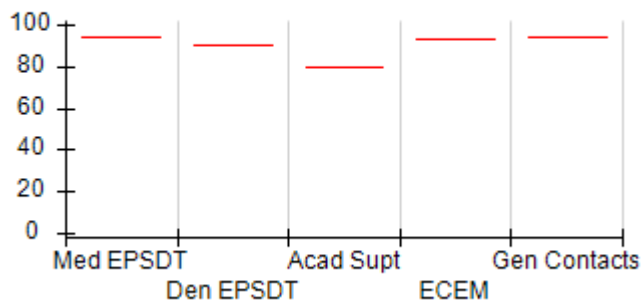
Safety Outcomes (%)




Permanency Outcomes (%)



Well-Being Outcomes (%)



Incentives Earned (Points)





DHS, DFCS, Office of Provider Management  
**Performance-Based Placement Measures**  
**RBWO Provider GA+SCORECARD - CCI**  
 Report Quarter: Q3 FY2018



Provider/Program Name: RMB Hospitality - Jonesboro (5331) - CCI				
<b>1 Magnolia Circle, Jonesboro, GA 30236</b>  <b>Phone: 678-506-0762</b>  <b>Vendor ID# 156825</b>		Quarterly Scores (Grades)		Current Quarter Score (Grade)
		Q1: N/A	Q2: N/A	N/A%
		Q3: N/A	Q4: N/A	
Program Census Information:		# Children in Care During Quarter: 0	# Placements During Quarter: 0	# Children in Care On Last Day: 0
	Avg Performance All CCIs (%)	Provider Performance (%)*	Possible Points (Weight)	Provider Points Earned
<b>OPM Monitoring Reviews</b>				
Annual Comprehensive Reviews	87%	Not Yet Conducted		
Safety Reviews	94%	Not Yet Conducted		
<b>Monitoring Sub-Total</b>				<b>0.00</b>
<b>CCI Safety Outcomes</b>				
Incidence of Maltreatment	0.05%	Not Eligible		
Staff Training/Foundations	95%	Not Eligible		
Staff Safety Checks	95%	Not Eligible		
<b>Safety Sub-Total</b>			<b>N/A</b>	
<b>CCI Permanency Outcomes</b>				
Placement Stability	90%	Not Eligible		
<b>Permanency Sub-Total</b>			<b>N/A</b>	
<b>CCI Well-Being Outcomes</b>				
EPSDT Medical Visits	94%	Not Eligible		
EPSDT Dental Visits	90%	Not Eligible		
Academic Supports	79%	Not Eligible		
Provider ECEM Visits	93%	Not Eligible	N/A	
Provider General Contacts	93%	Not Eligible	N/A	
Placements with Siblings	38%	Not Eligible	Not Scored	Not Scored
Placements within Legal County	16%	Not Eligible	Not Scored	Not Scored
<b>Well-Being Sub-Total</b>			<b>N/A</b>	
*Performance calculation descriptions can be found in the FY 2018 RBWO PBP Measurements and Standards Guide.				

Monitoring & Outcomes: Possible Points = 0		Points Earned = N/A	
Score Before Incentives Credit		N/A	
Incentives Awarded		0.00 pts	
PBP Verification		N/A pts	
Total Score		N/A%	



DHS, DFCS, Office of Provider Management  
**Performance-Based Placement Measures**  
**RBWO Provider GA+SCORECARD - CCI**  
Report Quarter: Q3 FY2018



**Provider/Program Name: RMB Hospitality - Jonesboro (5331) - CCI**

Program Census Information:		# Children in Care During Quarter: 0	# Placements During Quarter: 0	# Children in Care On Last Day: 0
CCI Incentive Credits	Avg Performance All CCIs (Points)	Provider Performance (%)*	Possible Points (Weight)	Provider Points Earned
Early EPSDT Medical Visits		Not Eligible	2	
Early EPSDT Dental Visits		Not Eligible	2	
Permanency Contacts		None Planned	5	
Additional Academic Supports		Not Eligible	2	
Active Agency Accreditation		0%	4	0.00
Staff Clinical Licensure		0%	5	0.00
Behavior Management (threshold = 0)		0%	4	
<b>Incentives Total</b>	<b>7.65</b>		<b>24</b>	<b>0.00</b>
Maximum total combined incentive credit allowed is 10 points.			<b>Incentives Awarded</b>	<b>0.00</b>

\*Performance calculation descriptions can be found in the FY 2018 RBWO PBP Measurements and Standards Guide.

**Child Protective Services Investigations and Dispositions**

The following investigations data, which is not used for scoring but is considered significant to a provider's performance, is from Georgia SHINES and is not considered final or complete until the end of the fiscal year.

Total Reports:	0	
Number Screened In:	0	
Number Screened Out:	0	
Number Substantiated:	0	
Number Unsubstantiated:	0	
Number Active CPS Investigations:	0	



DHS, DFCS, Office of Provider Management  
**Performance-Based Placement Measures**  
**RBWO Provider GA+SCORECARD - CCI**  
Report Quarter: Q3 FY2018



**Provider/Program Name: Rock of Ages Youth Home, LLC - (5341) - CCI**

145 Brooks Street, Sparta, GA 31087

Phone: 404-387-7043

Vendor ID# 157623

**Quarterly Scores (Grades)**

Q1: (N/A)

Q2: (N/A)

Q3: 89.83 (B+)

Q4: N/A

**Current Quarter Score (Grade)**

**89.83%**

**(B+)**

Program Census Information:

# Children in Care During  
Quarter: 7

# Placements During  
Quarter: 7

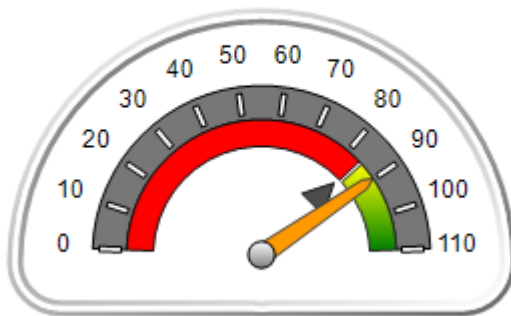
# Children in Care On Last  
Day: 5

**Quarterly Provider Comparisons to All CCIs**

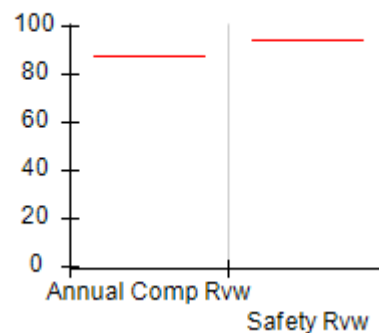


indicates average for all CCIs

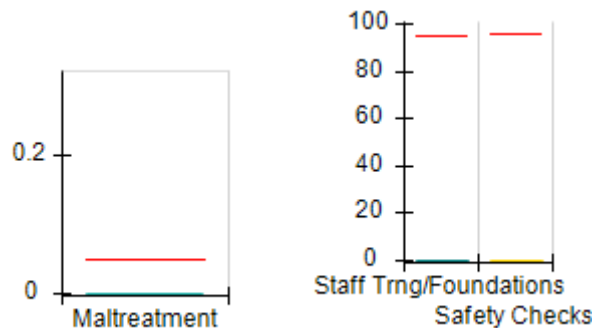
**Overall Score (%)**



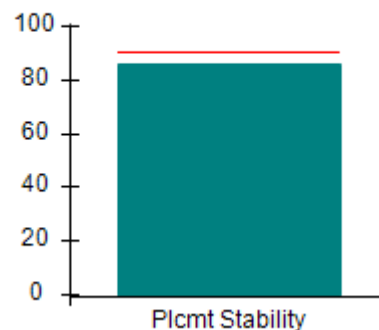
**OPM Monitoring Reviews (%)**



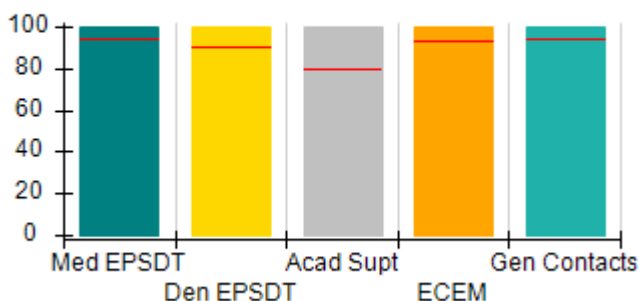
**Safety Outcomes (%)**



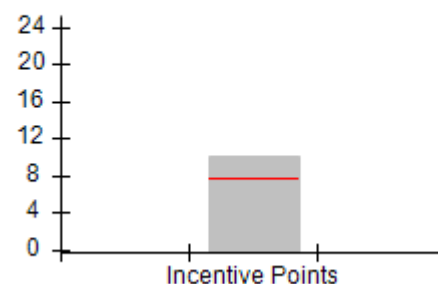
**Permanency Outcomes (%)**



**Well-Being Outcomes (%)**



**Incentives Earned (Points)**





DHS, DFCS, Office of Provider Management  
**Performance-Based Placement Measures**  
**RBWO Provider GA+SCORECARD - CCI**  
 Report Quarter: Q3 FY2018



<b>Provider/Program Name: Rock of Ages Youth Home, LLC - (5341) - CCI</b>				
145 Brooks Street, Sparta, GA 31087 Phone: 404-387-7043 Vendor ID# 157623		Quarterly Scores (Grades)		Current Quarter Score (Grade)
		Q1: (N/A)	Q2: (N/A)	<b>89.83%</b> <b>(B+)</b>
		Q3: 89.83 (B+)	Q4: N/A	
Program Census Information:		# Children in Care During Quarter: 7	# Placements During Quarter: 7	# Children in Care On Last Day: 5
	Avg Performance All CCIs (%)	Provider Performance (%)*	Possible Points (Weight)	Provider Points Earned
<b>OPM Monitoring Reviews</b>				
Annual Comprehensive Reviews	87%	Not Yet Conducted		
Safety Reviews	94%	Not Yet Conducted		
<b>Monitoring Sub-Total</b>				<b>0.00</b>
<b>CCI Safety Outcomes</b>				
Incidence of Maltreatment	0.05%	No Substantiated Reports	10	10.00
Staff Training/Foundations	95%	0%	5	0.00
Staff Safety Checks	95%	0%	5	0.00
<b>Safety Sub-Total</b>			<b>20</b>	<b>10.00</b>
<b>CCI Permanency Outcomes</b>				
Placement Stability	90%	86%	15	12.90
<b>Permanency Sub-Total</b>			<b>15</b>	<b>12.90</b>
<b>CCI Well-Being Outcomes</b>				
EPSDT Medical Visits	94%	100%	4	4.00
EPSDT Dental Visits	90%	100%	4	4.00
Academic Supports	79%	100%	3	3.00
Provider ECEM Visits	93%	100%	7	7.00
Provider General Contacts	93%	100%	7	7.00
Placements with Siblings	38%	0%	Not Scored	Not Scored
Placements within Legal County	16%	0%	Not Scored	Not Scored
<b>Well-Being Sub-Total</b>			<b>25</b>	<b>25.00</b>
*Performance calculation descriptions can be found in the FY 2018 RBWO PBP Measurements and Standards Guide.				

<b>Monitoring &amp; Outcomes: Possible Points = 60</b>	<b>Points Earned = 47.90</b>
<b>Score Before Incentives Credit</b>	<b>79.83%</b>
<b>Incentives Awarded</b>	<b>10.00 pts</b>
<b>PBP Verification</b>	<b>N/A pts</b>
<b>Total Score</b>	<b>89.83%</b>



**DHS, DFCS, Office of Provider Management**  
**Performance-Based Placement Measures**  
**RBWO Provider GA+SCORECARD - CCI**  
**Report Quarter: Q3 FY2018**



**Provider/Program Name: Rock of Ages Youth Home, LLC - (5341) - CCI**

Program Census Information:		# Children in Care During Quarter: 7	# Placements During Quarter: 7	# Children in Care On Last Day: 5
CCI Incentive Credits	Avg Performance All CCIs (Points)	Provider Performance (%)*	Possible Points (Weight)	Provider Points Earned
Early EPSDT Medical Visits		100%	2	2.00
Early EPSDT Dental Visits		100%	2	2.00
Permanency Contacts		None Planned	5	
Additional Academic Supports		100%	2	2.00
Active Agency Accreditation		0%	4	0.00
Staff Clinical Licensure		0%	5	0.00
Behavior Management (threshold = 0)		100%	4	4.00
<b>Incentives Total</b>	<b>7.65</b>		<b>24</b>	<b>10.00</b>
Maximum total combined incentive credit allowed is 10 points.			<b>Incentives Awarded</b>	<b>10.00</b>

\*Performance calculation descriptions can be found in the FY 2018 RBWO PBP Measurements and Standards Guide.

**Child Protective Services Investigations and Dispositions**

The following investigations data, which is not used for scoring but is considered significant to a provider's performance, is from Georgia SHINES and is not considered final or complete until the end of the fiscal year.

Total Reports:	0	
Number Screened In:	0	
Number Screened Out:	0	
Number Substantiated:	0	
Number Unsubstantiated:	0	
Number Active CPS Investigations:	0	





DHS, DFCS, Office of Provider Management

## Performance-Based Placement Measures

### RBWO Provider GA+SCORECARD - CCI

Report Quarter: Q3 FY2018



**Provider/Program Name: Safe Harbor Children's Center, Inc. - Norwich Street (5298) - CCI**

1526 Norwich Street , Brunswick, GA 31520-6912

Phone: 912-289-9940

Vendor ID# 153821

#### Quarterly Scores (Grades)

Q1: 91.23 (A-)

Q2: 103.14 (A+)

Q3: 104.89 (A+)

Q4: N/A

#### Current Quarter Score (Grade)

**104.89%**

**(A+)**

Program Census Information:

# Children in Care During Quarter: 27

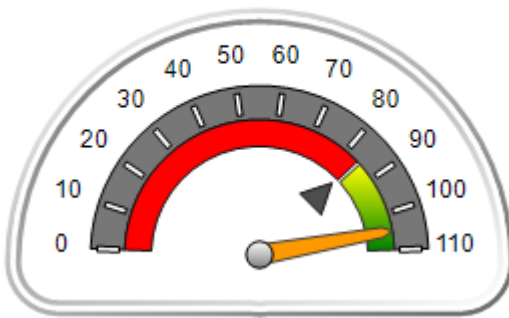
# Placements During Quarter: 27

# Children in Care On Last Day: 17

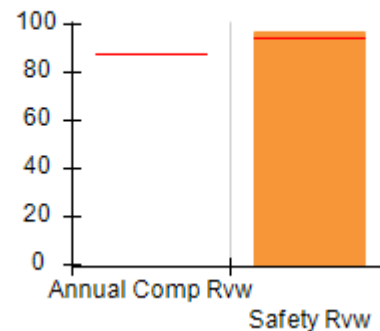
### Quarterly Provider Comparisons to All CCIs

▼ — indicates average for all CCIs

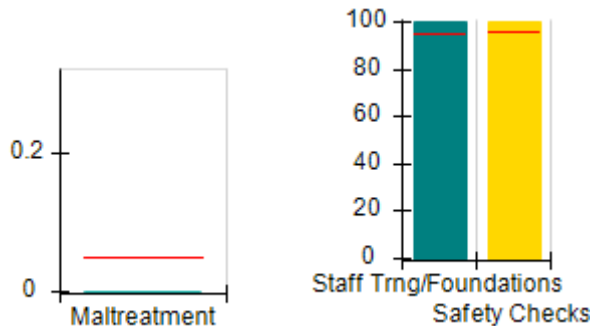
#### Overall Score (%)



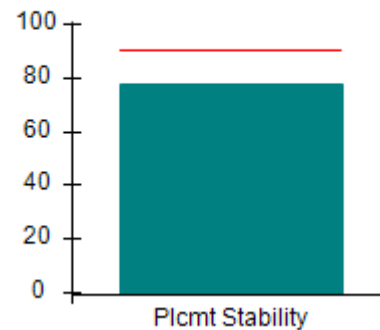
#### OPM Monitoring Reviews (%)



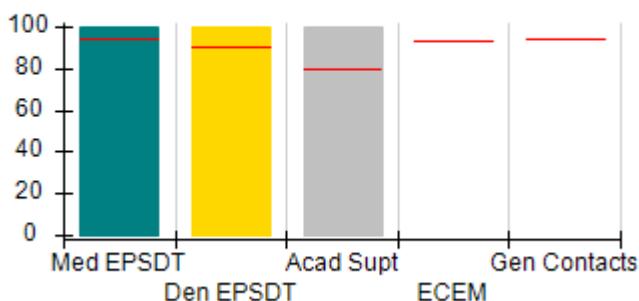
#### Safety Outcomes (%)



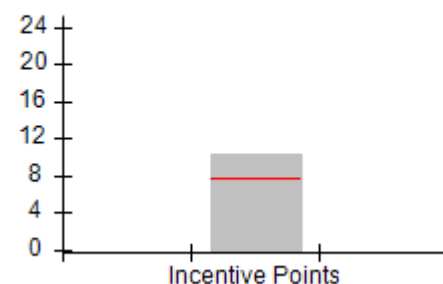
#### Permanency Outcomes (%)



#### Well-Being Outcomes (%)



#### Incentives Earned (Points)





DHS, DFCS, Office of Provider Management  
**Performance-Based Placement Measures**  
**RBWO Provider GA+SCORECARD - CCI**  
 Report Quarter: Q3 FY2018



**Provider/Program Name: Safe Harbor Children's Center, Inc. - Norwich Street (5298) - CCI**

1526 Norwich Street , Brunswick, GA 31520-6912 Phone: 912-289-9940 Vendor ID# 153821	Quarterly Scores (Grades)		Current Quarter Score (Grade)
	Q1: 91.23 (A-)	Q2: 103.14 (A+)	<b>104.89%</b> <b>(A+)</b>
	Q3: 104.89 (A+)	Q4: N/A	

Program Census Information:	# Children in Care During Quarter: 27	# Placements During Quarter: 27	# Children in Care On Last Day: 17
-----------------------------	---------------------------------------	---------------------------------	------------------------------------

	Avg Performance All CCIs (%)	Provider Performance (%)*	Possible Points (Weight)	Provider Points Earned
--	------------------------------	---------------------------	--------------------------	------------------------

**OPM Monitoring Reviews**

Annual Comprehensive Reviews	87%	Not Yet Conducted		
Safety Reviews	94%	97%	15	14.50
<b>Monitoring Sub-Total</b>			<b>15</b>	<b>14.50</b>

**CCI Safety Outcomes**

Incidence of Maltreatment	0.05%	No Substantiated Reports	10	10.00
Staff Training/Foundations	95%	100%	5	5.00
Staff Safety Checks	95%	100%	5	5.00
<b>Safety Sub-Total</b>			<b>20</b>	<b>20.00</b>

**CCI Permanency Outcomes**

Placement Stability	90%	78%	15	11.70
<b>Permanency Sub-Total</b>			<b>15</b>	<b>11.70</b>

**CCI Well-Being Outcomes**

EPSDT Medical Visits	94%	100%	9.1	9.08
EPSDT Dental Visits	90%	100%	9.1	9.08
Academic Supports	79%	100%	6.8	6.81
Provider ECEM Visits	93%	Not Eligible	N/A	
Provider General Contacts	93%	Not Eligible	N/A	
Placements with Siblings	38%	64%	Not Scored	Not Scored
Placements within Legal County	16%	40%	Not Scored	Not Scored
<b>Well-Being Sub-Total</b>			<b>25</b>	<b>24.97</b>

\*Performance calculation descriptions can be found in the FY 2018 RBWO PBP Measurements and Standards Guide.

<b>Monitoring &amp; Outcomes: Possible Points = 75</b>		<b>Points Earned = 71.17</b>	
<b>Score Before Incentives Credit</b>			<b>94.89%</b>
<b>Incentives Awarded</b>			<b>10.00 pts</b>
<b>PBP Verification</b>			<b>N/A pts</b>
<b>Total Score</b>			<b>104.89%</b>



**DHS, DFCS, Office of Provider Management**  
**Performance-Based Placement Measures**  
**RBWO Provider GA+SCORECARD - CCI**  
**Report Quarter: Q3 FY2018**



**Provider/Program Name: Safe Harbor Children's Center, Inc. - Norwich Street (5298) - CCI**

Program Census Information:		# Children in Care During Quarter: 27	# Placements During Quarter: 27	# Children in Care On Last Day: 17
CCI Incentive Credits	Avg Performance All CCIs (Points)	Provider Performance (%)*	Possible Points (Weight)	Provider Points Earned
Early EPSDT Medical Visits		100%	2	2.00
Early EPSDT Dental Visits		93%	2	1.86
Permanency Contacts		0%	5	0.00
Additional Academic Supports		100%	2	2.00
Active Agency Accreditation		0%	4	0.00
Staff Clinical Licensure		10%	5	0.50
Behavior Management (threshold = 0)		100%	4	4.00
<b>Incentives Total</b>	<b>7.65</b>		<b>24</b>	<b>10.36</b>
Maximum total combined incentive credit allowed is 10 points.			<b>Incentives Awarded</b>	<b>10.00</b>

\*Performance calculation descriptions can be found in the FY 2018 RBWO PBP Measurements and Standards Guide.

**Child Protective Services Investigations and Dispositions**

The following investigations data, which is not used for scoring but is considered significant to a provider's performance, is from Georgia SHINES and is not considered final or complete until the end of the fiscal year.

Total Reports:	0	
Number Screened In:	0	
Number Screened Out:	0	
Number Substantiated:	0	
Number Unsubstantiated:	0	
Number Active CPS Investigations:	0	



DHS, DFCS, Office of Provider Management

## Performance-Based Placement Measures

### RBWO Provider GA+SCORECARD - CCI

Report Quarter: Q3 FY2018



**Provider/Program Name: Safe Haven 4U, LLC - (5315) - CCI**

5702 Bobby Drive, Columbus, GA 31907

Phone: 762-821-1378

Vendor ID# 118253

Quarterly Scores (Grades)

Q1: 60.28 (D-)

Q2: 104.87 (A+)

Q3: 102.39 (A+)

Q4: N/A

Current Quarter Score (Grade)

102.39%

(A+)

Program Census Information:

# Children in Care During Quarter: 9

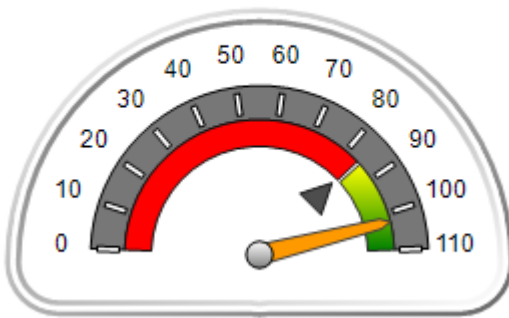
# Placements During Quarter: 9

# Children in Care On Last Day: 5

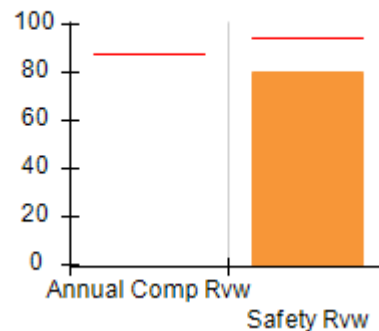
### Quarterly Provider Comparisons to All CCIs

▼ indicates average for all CCIs

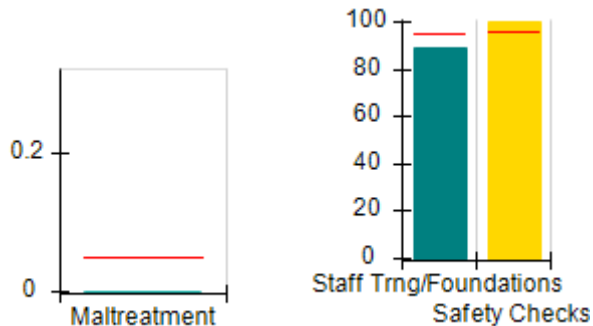
Overall Score (%)



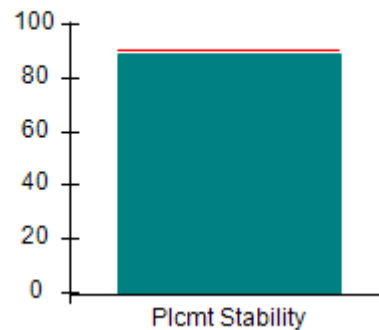
OPM Monitoring Reviews (%)



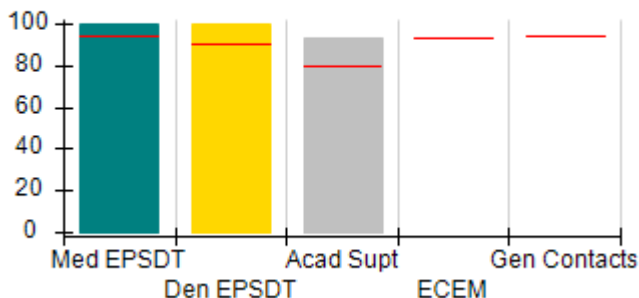
Safety Outcomes (%)



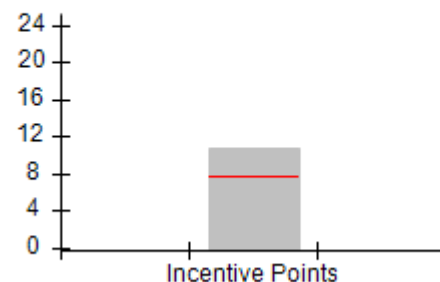
Permanency Outcomes (%)



Well-Being Outcomes (%)



Incentives Earned (Points)





DHS, DFCS, Office of Provider Management  
**Performance-Based Placement Measures**  
**RBWO Provider GA+SCORECARD - CCI**  
**Report Quarter: Q3 FY2018**



**Provider/Program Name: Safe Haven 4U, LLC - (5315) - CCI**

<b>5702 Bobby Drive, Columbus, GA 31907</b>  <b>Phone: 762-821-1378</b>  <b>Vendor ID# 118253</b>	<b>Quarterly Scores (Grades)</b>		<b>Current Quarter Score (Grade)</b>
	<b>Q1: 60.28 (D-)</b>	<b>Q2: 104.87 (A+)</b>	<b>102.39%</b> <b>(A+)</b>
	<b>Q3: 102.39 (A+)</b>	<b>Q4: N/A</b>	

Program Census Information:	# Children in Care During Quarter: 9	# Placements During Quarter: 9	# Children in Care On Last Day: 5
-----------------------------	--------------------------------------	--------------------------------	-----------------------------------

	<b>Avg Performance All CCIs (%)</b>	<b>Provider Performance (%)*</b>	<b>Possible Points (Weight)</b>	<b>Provider Points Earned</b>
--	-------------------------------------	----------------------------------	---------------------------------	-------------------------------

**OPM Monitoring Reviews**

Annual Comprehensive Reviews	87%	Not Yet Conducted		
Safety Reviews	94%	80%	15	12.00
<b>Monitoring Sub-Total</b>			<b>15</b>	<b>12.00</b>

**CCI Safety Outcomes**

Incidence of Maltreatment	0.05%	No Substantiated Reports	10	10.00
Staff Training/Foundations	95%	89%	5	4.45
Staff Safety Checks	95%	100%	5	5.00
<b>Safety Sub-Total</b>			<b>20</b>	<b>19.45</b>

**CCI Permanency Outcomes**

Placement Stability	90%	89%	15	13.35
<b>Permanency Sub-Total</b>			<b>15</b>	<b>13.35</b>

**CCI Well-Being Outcomes**

EPSDT Medical Visits	94%	100%	9.1	9.08
EPSDT Dental Visits	90%	100%	9.1	9.08
Academic Supports	79%	93%	6.8	6.33
Provider ECEM Visits	93%	Not Eligible	N/A	
Provider General Contacts	93%	Not Eligible	N/A	
Placements with Siblings	38%	0%	Not Scored	Not Scored
Placements within Legal County	16%	20%	Not Scored	Not Scored
<b>Well-Being Sub-Total</b>			<b>25</b>	<b>24.49</b>

\*Performance calculation descriptions can be found in the FY 2018 RBWO PBP Measurements and Standards Guide.

<b>Monitoring &amp; Outcomes: Possible Points = 75</b>	<b>Points Earned = 69.29</b>
<b>Score Before Incentives Credit</b>	<b>92.39%</b>
<b>Incentives Awarded</b>	<b>10.00 pts</b>
<b>PBP Verification</b>	<b>N/A pts</b>
<b>Total Score</b>	<b>102.39%</b>



DHS, DFCS, Office of Provider Management  
**Performance-Based Placement Measures**  
**RBWO Provider GA+SCORECARD - CCI**  
Report Quarter: Q3 FY2018



**Provider/Program Name: Safe Haven 4U, LLC - (5315) - CCI**

Program Census Information:		# Children in Care During Quarter: 9	# Placements During Quarter: 9	# Children in Care On Last Day: 5
CCI Incentive Credits	Avg Performance All CCIs (Points)	Provider Performance (%)*	Possible Points (Weight)	Provider Points Earned
Early EPSDT Medical Visits		100%	2	2.00
Early EPSDT Dental Visits		100%	2	2.00
Permanency Contacts		40%	5	2.00
Additional Academic Supports		33%	2	0.66
Active Agency Accreditation		0%	4	0.00
Staff Clinical Licensure		0%	5	0.00
Behavior Management (threshold = 0)		100%	4	4.00
<b>Incentives Total</b>	<b>7.65</b>		<b>24</b>	<b>10.66</b>
Maximum total combined incentive credit allowed is 10 points.			<b>Incentives Awarded</b>	<b>10.00</b>

\*Performance calculation descriptions can be found in the FY 2018 RBWO PBP Measurements and Standards Guide.

**Child Protective Services Investigations and Dispositions**

The following investigations data, which is not used for scoring but is considered significant to a provider's performance, is from Georgia SHINES and is not considered final or complete until the end of the fiscal year.

Total Reports:	0	
Number Screened In:	0	
Number Screened Out:	0	
Number Substantiated:	0	
Number Unsubstantiated:	0	
Number Active CPS Investigations:	0	



**DHS, DFCS, Office of Provider Management**  
**Performance-Based Placement Measures**  
**RBWO Provider GA+SCORECARD - CCI**  
**Report Quarter: Q3 FY2018**



**Provider/Program Name: Safe Haven Christian Outreach - (5340) - CCI**

244 Lake Joy Rd, Perry, GA 31069

Phone: 478-224-0236

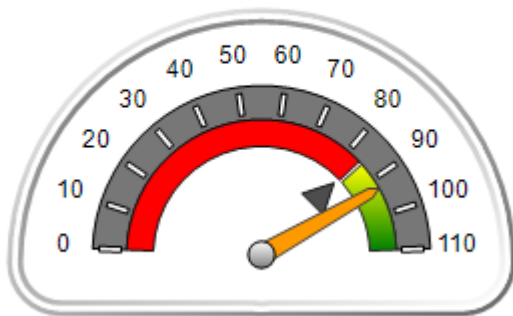
Vendor ID# 157967

Quarterly Scores (Grades)		Current Quarter Score (Grade)
Q1: (N/A)	Q2: (N/A)	92.88% (A-)
Q3: 92.88 (A-)	Q4: N/A	
Program Census Information:	# Children in Care During Quarter: 4	# Placements During Quarter: 4
		# Children in Care On Last Day: 3

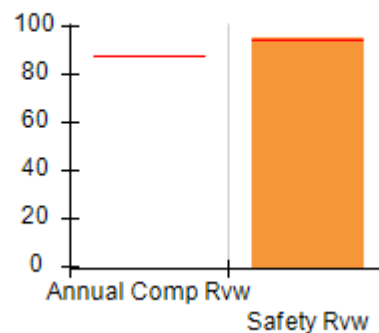
**Quarterly Provider Comparisons to All CCIs**

▼ — indicates average for all CCIs

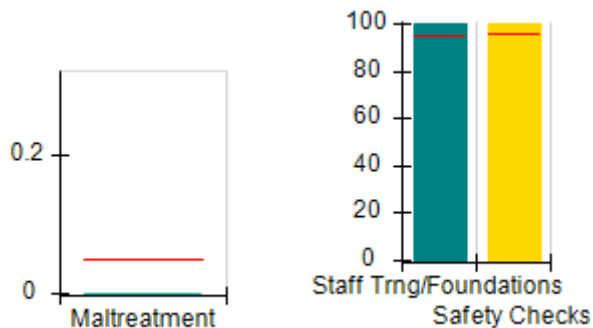
Overall Score (%)



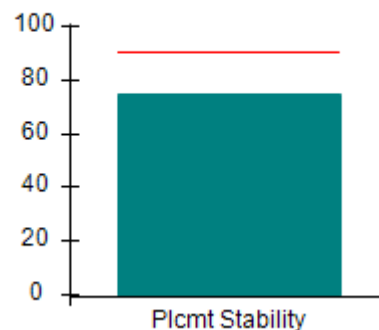
OPM Monitoring Reviews (%)



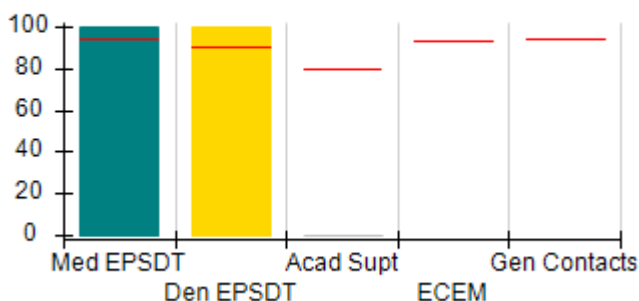
Safety Outcomes (%)



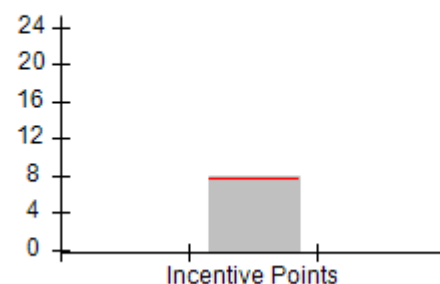
Permanency Outcomes (%)



Well-Being Outcomes (%)



Incentives Earned (Points)





DHS, DFCS, Office of Provider Management  
**Performance-Based Placement Measures**  
**RBWO Provider GA+SCORECARD - CCI**  
 Report Quarter: Q3 FY2018



**Provider/Program Name: Safe Haven Christian Outreach - (5340) - CCI**

244 Lake Joy Rd, Perry, GA 31069 Phone: 478-224-0236 Vendor ID# 157967	Quarterly Scores (Grades)		Current Quarter Score (Grade)
	Q1: (N/A)	Q2: (N/A)	<b>92.88%</b> <b>(A-)</b>
	Q3: 92.88 (A-)	Q4: N/A	

Program Census Information:	# Children in Care During Quarter: 4	# Placements During Quarter: 4	# Children in Care On Last Day: 3
-----------------------------	--------------------------------------	--------------------------------	-----------------------------------

	Avg Performance All CCIs (%)	Provider Performance (%)*	Possible Points (Weight)	Provider Points Earned
--	------------------------------	---------------------------	--------------------------	------------------------

**OPM Monitoring Reviews**

Annual Comprehensive Reviews	87%	Not Yet Conducted		
Safety Reviews	94%	95%	15	14.25
<b>Monitoring Sub-Total</b>			<b>15</b>	<b>14.25</b>

**CCI Safety Outcomes**

Incidence of Maltreatment	0.05%	No Substantiated Reports	10	10.00
Staff Training/Foundations	95%	100%	5	5.00
Staff Safety Checks	95%	100%	5	5.00
<b>Safety Sub-Total</b>			<b>20</b>	<b>20.00</b>

**CCI Permanency Outcomes**

Placement Stability	90%	75%	15	11.25
<b>Permanency Sub-Total</b>			<b>15</b>	<b>11.25</b>

**CCI Well-Being Outcomes**

EPSDT Medical Visits	94%	100%	9.1	9.08
EPSDT Dental Visits	90%	100%	9.1	9.08
Academic Supports	79%	0%	6.8	0.00
Provider ECEM Visits	93%	Not Eligible	N/A	
Provider General Contacts	93%	Not Eligible	N/A	
Placements with Siblings	38%	0%	Not Scored	Not Scored
Placements within Legal County	16%	0%	Not Scored	Not Scored
<b>Well-Being Sub-Total</b>			<b>25</b>	<b>18.16</b>

\*Performance calculation descriptions can be found in the FY 2018 RBWO PBP Measurements and Standards Guide.

<b>Monitoring &amp; Outcomes: Possible Points = 75</b>		<b>Points Earned = 63.66</b>	
<b>Score Before Incentives Credit</b>			<b>84.88%</b>
<b>Incentives Awarded</b>			<b>8.00 pts</b>
<b>PBP Verification</b>			<b>N/A pts</b>
<b>Total Score</b>			<b>92.88%</b>





DHS, DFCS, Office of Provider Management  
**Performance-Based Placement Measures**  
**RBWO Provider GA+SCORECARD - CCI**  
Report Quarter: Q3 FY2018



**Provider/Program Name: Safe Haven Christian Outreach - (5340) - CCI**

Program Census Information:		# Children in Care During Quarter: 4	# Placements During Quarter: 4	# Children in Care On Last Day: 3
CCI Incentive Credits	Avg Performance All CCIs (Points)	Provider Performance (%)*	Possible Points (Weight)	Provider Points Earned
Early EPSDT Medical Visits		100%	2	2.00
Early EPSDT Dental Visits		100%	2	2.00
Permanency Contacts		0%	5	0.00
Additional Academic Supports		0%	2	0.00
Active Agency Accreditation		0%	4	0.00
Staff Clinical Licensure		0%	5	0.00
Behavior Management (threshold = 0)		100%	4	4.00
<b>Incentives Total</b>	<b>7.65</b>		<b>24</b>	<b>8.00</b>
Maximum total combined incentive credit allowed is 10 points.			<b>Incentives Awarded</b>	<b>8.00</b>

\*Performance calculation descriptions can be found in the FY 2018 RBWO PBP Measurements and Standards Guide.

**Child Protective Services Investigations and Dispositions**

The following investigations data, which is not used for scoring but is considered significant to a provider's performance, is from Georgia SHINES and is not considered final or complete until the end of the fiscal year.

Total Reports:	0	
Number Screened In:	0	
Number Screened Out:	0	
Number Substantiated:	0	
Number Unsubstantiated:	0	
Number Active CPS Investigations:	0	



**DHS, DFCS, Office of Provider Management**  
**Performance-Based Placement Measures**  
**RBWO Provider GA+SCORECARD - CCI**  
**Report Quarter: Q3 FY2018**



**Provider/Program Name: Secure & Care, Inc. - (5268) - CCI**

**3320 Melrose Drive, Columbus, GA 31906**

**Phone: 706-641-2535**

**Vendor ID# 144163**

**Quarterly Scores (Grades)**

**Q1: 54.05 (F)**

**Q2: 89.53 (B+)**

**Q3: 91.61 (A-)**

**Q4: N/A**

**Current Quarter Score (Grade)**

**91.61%**

**(A-)**

**Program Census Information:**

**# Children in Care During Quarter: 6**

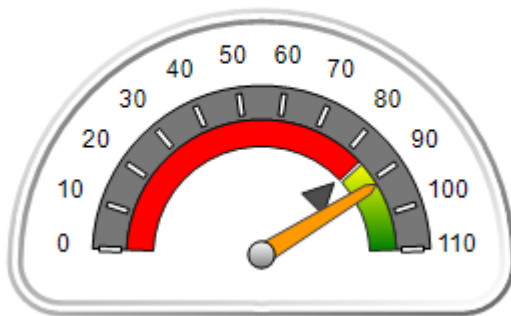
**# Placements During Quarter: 6**

**# Children in Care On Last Day: 4**

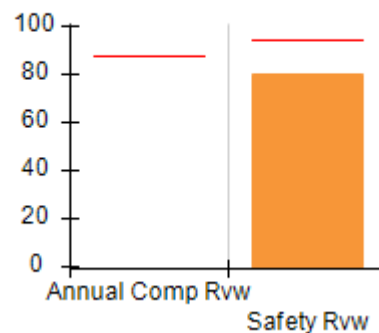
**Quarterly Provider Comparisons to All CCIs**

▼ — indicates average for all CCIs

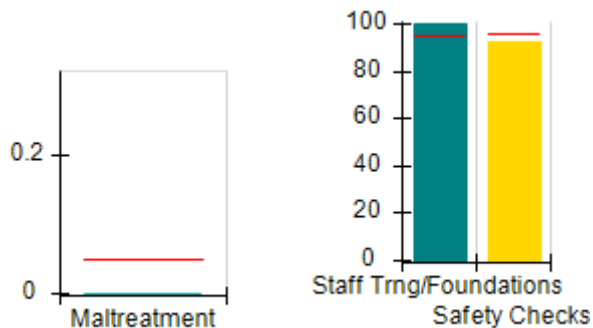
**Overall Score (%)**



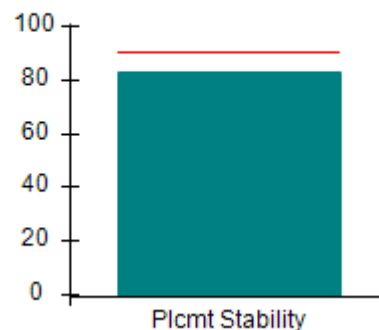
**OPM Monitoring Reviews (%)**



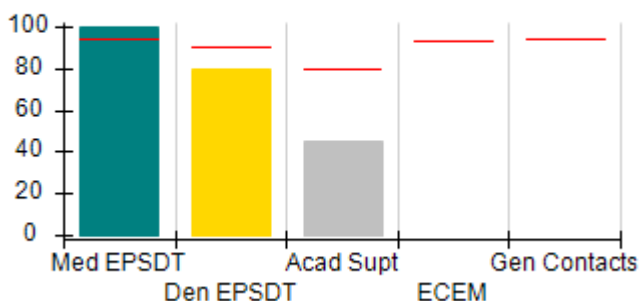
**Safety Outcomes (%)**



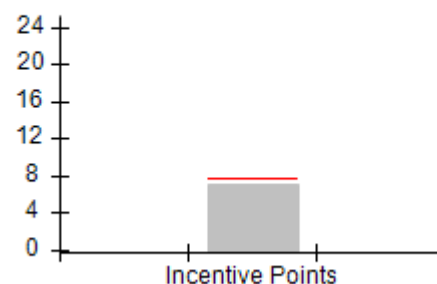
**Permanency Outcomes (%)**



**Well-Being Outcomes (%)**



**Incentives Earned (Points)**





DHS, DFCS, Office of Provider Management  
**Performance-Based Placement Measures**  
**RBWO Provider GA+SCORECARD - CCI**  
**Report Quarter: Q3 FY2018**



<b>Provider/Program Name: Secure &amp; Care, Inc. - (5268) - CCI</b>				
<b>3320 Melrose Drive, Columbus, GA 31906</b>  <b>Phone: 706-641-2535</b>  <b>Vendor ID# 144163</b>		<b>Quarterly Scores (Grades)</b>		<b>Current Quarter Score (Grade)</b>
		<b>Q1: 54.05 (F)</b>	<b>Q2: 89.53 (B+)</b>	<b>91.61%</b> <b>(A-)</b>
		<b>Q3: 91.61 (A-)</b>	<b>Q4: N/A</b>	
Program Census Information:		# Children in Care During Quarter: 6	# Placements During Quarter: 6	# Children in Care On Last Day: 4
	<b>Avg Performance All CCIs (%)</b>	<b>Provider Performance (%)*</b>	<b>Possible Points (Weight)</b>	<b>Provider Points Earned</b>
<b>OPM Monitoring Reviews</b>				
Annual Comprehensive Reviews	87%	Not Yet Conducted		
Safety Reviews	94%	80%	15	12.00
<b>Monitoring Sub-Total</b>			<b>15</b>	<b>12.00</b>
<b>CCI Safety Outcomes</b>				
Incidence of Maltreatment	0.05%	No Substantiated Reports	10	10.00
Staff Training/Foundations	95%	100%	5	5.00
Staff Safety Checks	95%	92%	5	4.60
<b>Safety Sub-Total</b>			<b>20</b>	<b>19.60</b>
<b>CCI Permanency Outcomes</b>				
Placement Stability	90%	83%	15	12.45
<b>Permanency Sub-Total</b>			<b>15</b>	<b>12.45</b>
<b>CCI Well-Being Outcomes</b>				
EPSDT Medical Visits	94%	100%	9.1	9.08
EPSDT Dental Visits	90%	80%	9.1	7.26
Academic Supports	79%	45%	6.8	3.06
Provider ECEM Visits	93%	Not Eligible	N/A	
Provider General Contacts	93%	Not Eligible	N/A	
Placements with Siblings	38%	0%	Not Scored	Not Scored
Placements within Legal County	16%	0%	Not Scored	Not Scored
<b>Well-Being Sub-Total</b>			<b>25</b>	<b>19.41</b>
*Performance calculation descriptions can be found in the FY 2018 RBWO PBP Measurements and Standards Guide.				

<b>Monitoring &amp; Outcomes: Possible Points = 75</b>	<b>Points Earned = 63.46</b>
<b>Score Before Incentives Credit</b>	<b>84.61%</b>
<b>Incentives Awarded</b>	<b>7.00 pts</b>
<b>PBP Verification</b>	<b>N/A pts</b>
<b>Total Score</b>	<b>91.61%</b>



DHS, DFCS, Office of Provider Management  
**Performance-Based Placement Measures**  
**RBWO Provider GA+SCORECARD - CCI**  
Report Quarter: Q3 FY2018



**Provider/Program Name: Secure & Care, Inc. - (5268) - CCI**

Program Census Information:		# Children in Care During Quarter: 6	# Placements During Quarter: 6	# Children in Care On Last Day: 4
CCI Incentive Credits	Avg Performance All CCIs (Points)	Provider Performance (%)*	Possible Points (Weight)	Provider Points Earned
Early EPSDT Medical Visits		100%	2	2.00
Early EPSDT Dental Visits		50%	2	1.00
Permanency Contacts		0%	5	0.00
Additional Academic Supports		0%	2	0.00
Active Agency Accreditation		0%	4	0.00
Staff Clinical Licensure		0%	5	0.00
Behavior Management (threshold = 0)		100%	4	4.00
<b>Incentives Total</b>	<b>7.65</b>		<b>24</b>	<b>7.00</b>
Maximum total combined incentive credit allowed is 10 points.			<b>Incentives Awarded</b>	<b>7.00</b>

\*Performance calculation descriptions can be found in the FY 2018 RBWO PBP Measurements and Standards Guide.

**Child Protective Services Investigations and Dispositions**

The following investigations data, which is not used for scoring but is considered significant to a provider's performance, is from Georgia SHINES and is not considered final or complete until the end of the fiscal year.

Total Reports:	0	
Number Screened In:	0	
Number Screened Out:	0	
Number Substantiated:	0	
Number Unsubstantiated:	0	
Number Active CPS Investigations:	0	



DHS, DFCS, Office of Provider Management  
**Performance-Based Placement Measures**  
**RBWO Provider GA+SCORECARD - CCI**  
Report Quarter: Q3 FY2018



**Provider/Program Name: Seeds of Excellence - (5154) - CCI**

5014 Snapfingerwoods Dr., Decatur, GA 30035

Phone: 678-468-4880

Vendor ID# 117776

**Quarterly Scores (Grades)**

Q1: 71.83 (C-)

Q2: 97.02 (A+)

Q3: 103.43 (A+)

Q4: N/A

**Current Quarter Score (Grade)**

**103.43%**

**(A+)**

Program Census Information:

# Children in Care During  
Quarter: 13

# Placements During  
Quarter: 13

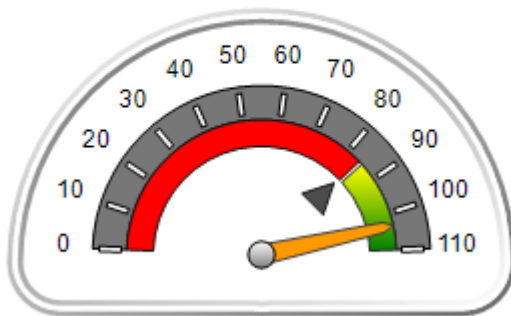
# Children in Care On Last  
Day: 5

**Quarterly Provider Comparisons to All CCIs**

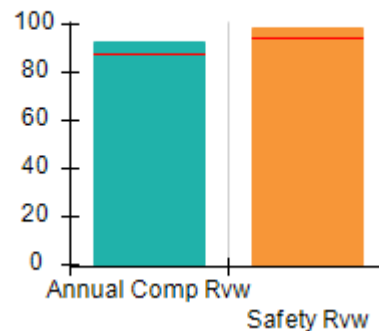


indicates average for all CCIs

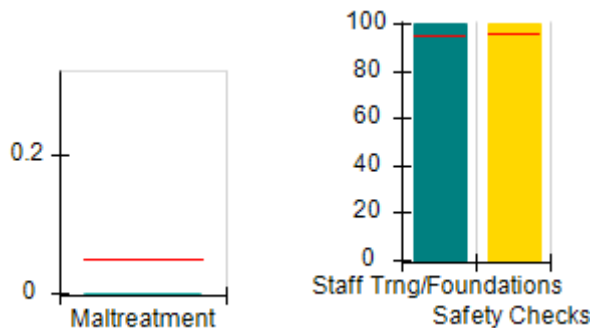
**Overall Score (%)**



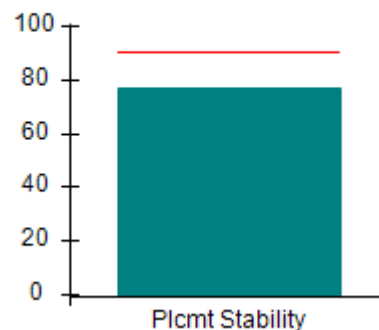
**OPM Monitoring Reviews (%)**



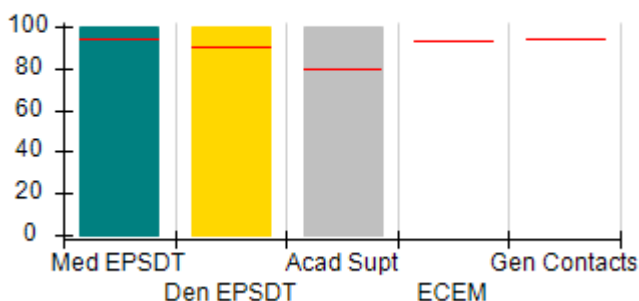
**Safety Outcomes (%)**



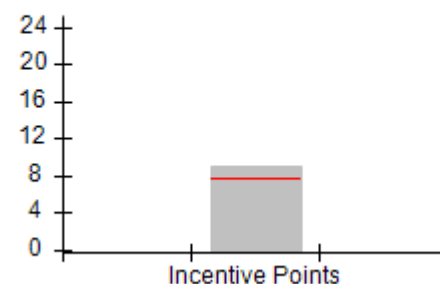
**Permanency Outcomes (%)**



**Well-Being Outcomes (%)**



**Incentives Earned (Points)**





DHS, DFCS, Office of Provider Management  
**Performance-Based Placement Measures**  
**RBWO Provider GA+SCORECARD - CCI**  
**Report Quarter: Q3 FY2018**



**Provider/Program Name: Seeds of Excellence - (5154) - CCI**

<b>5014 Snapfingerwoods Dr., Decatur, GA 30035</b>  <b>Phone: 678-468-4880</b>  <b>Vendor ID# 117776</b>	<b>Quarterly Scores (Grades)</b>		<b>Current Quarter Score (Grade)</b>
	<b>Q1: 71.83 (C-)</b>	<b>Q2: 97.02 (A+)</b>	<b>103.43%</b>
	<b>Q3: 103.43 (A+)</b>	<b>Q4: N/A</b>	<b>(A+)</b>

Program Census Information:	# Children in Care During Quarter: 13	# Placements During Quarter: 13	# Children in Care On Last Day: 5
-----------------------------	---------------------------------------	---------------------------------	-----------------------------------

	<b>Avg Performance All CCIs (%)</b>	<b>Provider Performance (%)*</b>	<b>Possible Points (Weight)</b>	<b>Provider Points Earned</b>
--	-------------------------------------	----------------------------------	---------------------------------	-------------------------------

**OPM Monitoring Reviews**

Annual Comprehensive Reviews	87%	93%	25	23.25
Safety Reviews	94%	98%	15	14.76
<b>Monitoring Sub-Total</b>			<b>40</b>	<b>38.01</b>

**CCI Safety Outcomes**

Incidence of Maltreatment	0.05%	No Substantiated Reports	10	10.00
Staff Training/Foundations	95%	100%	5	5.00
Staff Safety Checks	95%	100%	5	5.00
<b>Safety Sub-Total</b>			<b>20</b>	<b>20.00</b>

**CCI Permanency Outcomes**

Placement Stability	90%	77%	15	11.55
<b>Permanency Sub-Total</b>			<b>15</b>	<b>11.55</b>

**CCI Well-Being Outcomes**

EPSDT Medical Visits	94%	100%	9.1	9.08
EPSDT Dental Visits	90%	100%	9.1	9.08
Academic Supports	79%	100%	6.8	6.81
Provider ECEM Visits	93%	Not Eligible	N/A	
Provider General Contacts	93%	Not Eligible	N/A	
Placements with Siblings	38%	Not Eligible	Not Scored	Not Scored
Placements within Legal County	16%	0%	Not Scored	Not Scored
<b>Well-Being Sub-Total</b>			<b>25</b>	<b>24.97</b>

\*Performance calculation descriptions can be found in the FY 2018 RBWO PBP Measurements and Standards Guide.

<b>Monitoring &amp; Outcomes: Possible Points = 100</b>	<b>Points Earned = 94.53</b>
<b>Score Before Incentives Credit</b>	<b>94.53%</b>
<b>Incentives Awarded</b>	<b>8.90 pts</b>
<b>PBP Verification</b>	<b>N/A pts</b>
<b>Total Score</b>	<b>103.43%</b>



DHS, DFCS, Office of Provider Management  
**Performance-Based Placement Measures**  
**RBWO Provider GA+SCORECARD - CCI**  
Report Quarter: Q3 FY2018



**Provider/Program Name: Seeds of Excellence - (5154) - CCI**

Program Census Information:		# Children in Care During Quarter: 13	# Placements During Quarter: 13	# Children in Care On Last Day: 5
CCI Incentive Credits	Avg Performance All CCIs (Points)	Provider Performance (%)*	Possible Points (Weight)	Provider Points Earned
Early EPSDT Medical Visits		100%	2	2.00
Early EPSDT Dental Visits		100%	2	2.00
Permanency Contacts		None Planned	5	
Additional Academic Supports		45%	2	0.90
Active Agency Accreditation		0%	4	0.00
Staff Clinical Licensure		0%	5	0.00
Behavior Management (threshold = 0)		100%	4	4.00
<b>Incentives Total</b>	<b>7.65</b>		<b>24</b>	<b>8.90</b>
Maximum total combined incentive credit allowed is 10 points.			<b>Incentives Awarded</b>	<b>8.90</b>

\*Performance calculation descriptions can be found in the FY 2018 RBWO PBP Measurements and Standards Guide.

**Child Protective Services Investigations and Dispositions**

The following investigations data, which is not used for scoring but is considered significant to a provider's performance, is from Georgia SHINES and is not considered final or complete until the end of the fiscal year.

Total Reports:	0	
Number Screened In:	0	
Number Screened Out:	0	
Number Substantiated:	0	
Number Unsubstantiated:	0	
Number Active CPS Investigations:	0	



DHS, DFCS, Office of Provider Management

## Performance-Based Placement Measures

### RBWO Provider GA+SCORECARD - CCI

Report Quarter: Q3 FY2018



**Provider/Program Name: Smith Group Home - (824) - CCI**

538 NE Presley Road, Ludowici, GA 31316

Phone: 912-545-9547

Vendor ID# 35580

Quarterly Scores (Grades)

Q1: 104.85 (A+)

Q2: 106.47 (A+)

Q3: 106.23 (A+)

Q4: N/A

Current Quarter Score (Grade)

106.23%

(A+)

Program Census Information:

# Children in Care During Quarter: 22

# Placements During Quarter: 22

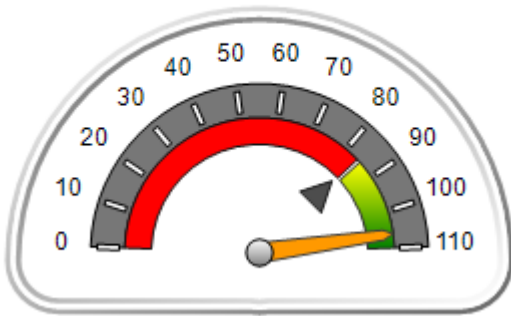
# Children in Care On Last Day: 13

### Quarterly Provider Comparisons to All CCIs

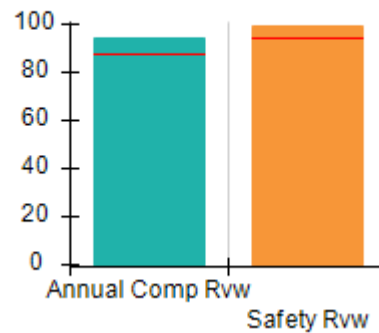


indicates average for all CCIs

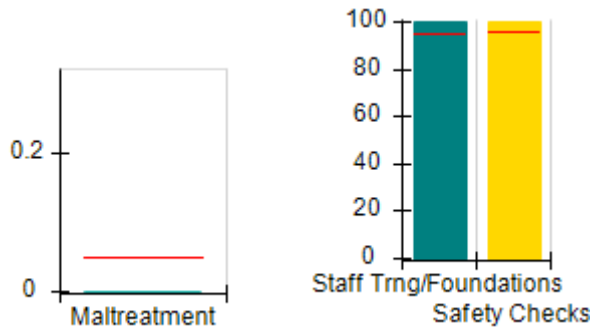
Overall Score (%)



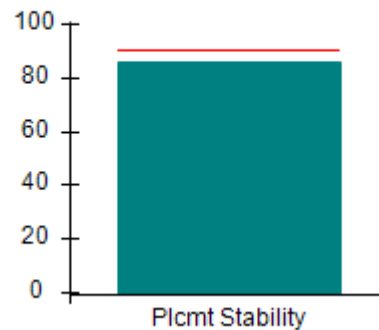
OPM Monitoring Reviews (%)



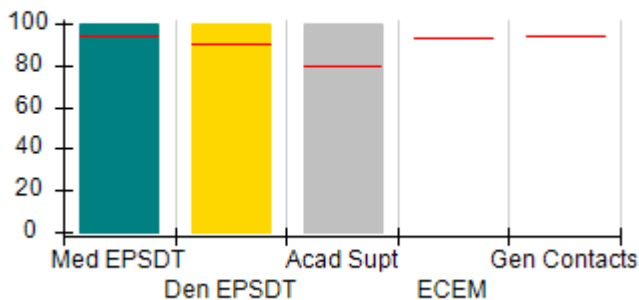
Safety Outcomes (%)



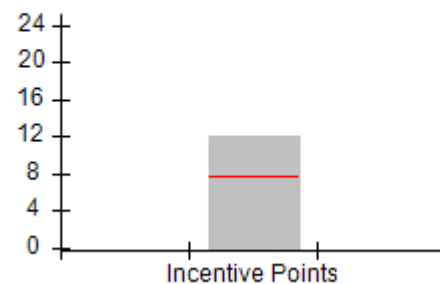
Permanency Outcomes (%)



Well-Being Outcomes (%)



Incentives Earned (Points)







DHS, DFCS, Office of Provider Management  
**Performance-Based Placement Measures**  
**RBWO Provider GA+SCORECARD - CCI**  
 Report Quarter: Q3 FY2018



**Provider/Program Name: Smith Group Home - (824) - CCI**

<b>538 NE Presley Road, Ludowici, GA 31316</b>  <b>Phone: 912-545-9547</b>  <b>Vendor ID# 35580</b>	<b>Quarterly Scores (Grades)</b>		<b>Current Quarter Score (Grade)</b>
	<b>Q1: 104.85 (A+)</b>	<b>Q2: 106.47 (A+)</b>	<b>106.23%</b> <b>(A+)</b>
	<b>Q3: 106.23 (A+)</b>	<b>Q4: N/A</b>	

Program Census Information:	# Children in Care During Quarter: 22	# Placements During Quarter: 22	# Children in Care On Last Day: 13
-----------------------------	---------------------------------------	---------------------------------	------------------------------------

	<b>Avg Performance All CCIs (%)</b>	<b>Provider Performance (%)*</b>	<b>Possible Points (Weight)</b>	<b>Provider Points Earned</b>
--	-------------------------------------	----------------------------------	---------------------------------	-------------------------------

**OPM Monitoring Reviews**

Annual Comprehensive Reviews	87%	94%	25	23.49
Safety Reviews	94%	99%	15	14.86
<b>Monitoring Sub-Total</b>			<b>40</b>	<b>38.36</b>

**CCI Safety Outcomes**

Incidence of Maltreatment	0.05%	No Substantiated Reports	10	10.00
Staff Training/Foundations	95%	100%	5	5.00
Staff Safety Checks	95%	100%	5	5.00
<b>Safety Sub-Total</b>			<b>20</b>	<b>20.00</b>

**CCI Permanency Outcomes**

Placement Stability	90%	86%	15	12.90
<b>Permanency Sub-Total</b>			<b>15</b>	<b>12.90</b>

**CCI Well-Being Outcomes**

EPSDT Medical Visits	94%	100%	9.1	9.08
EPSDT Dental Visits	90%	100%	9.1	9.08
Academic Supports	79%	100%	6.8	6.81
Provider ECEM Visits	93%	Not Eligible	N/A	
Provider General Contacts	93%	Not Eligible	N/A	
Placements with Siblings	38%	25%	Not Scored	Not Scored
Placements within Legal County	16%	0%	Not Scored	Not Scored
<b>Well-Being Sub-Total</b>			<b>25</b>	<b>24.97</b>

\*Performance calculation descriptions can be found in the FY 2018 RBWO PBP Measurements and Standards Guide.

<b>Monitoring &amp; Outcomes: Possible Points = 100</b>	<b>Points Earned = 96.23</b>
<b>Score Before Incentives Credit</b>	<b>96.23%</b>
<b>Incentives Awarded</b>	<b>10.00 pts</b>
<b>PBP Verification</b>	<b>N/A pts</b>
<b>Total Score</b>	<b>106.23%</b>



DHS, DFCS, Office of Provider Management  
**Performance-Based Placement Measures**  
**RBWO Provider GA+SCORECARD - CCI**  
Report Quarter: Q3 FY2018



**Provider/Program Name: Smith Group Home - (824) - CCI**

Program Census Information:		# Children in Care During Quarter: 22	# Placements During Quarter: 22	# Children in Care On Last Day: 13
CCI Incentive Credits	Avg Performance All CCIs (Points)	Provider Performance (%)*	Possible Points (Weight)	Provider Points Earned
Early EPSDT Medical Visits		100%	2	2.00
Early EPSDT Dental Visits		100%	2	2.00
Permanency Contacts		46%	5	2.30
Additional Academic Supports		91%	2	1.82
Active Agency Accreditation		0%	4	0.00
Staff Clinical Licensure		0%	5	0.00
Behavior Management (threshold = 0)		100%	4	4.00
<b>Incentives Total</b>	<b>7.65</b>		<b>24</b>	<b>12.12</b>
Maximum total combined incentive credit allowed is 10 points.			<b>Incentives Awarded</b>	<b>10.00</b>

\*Performance calculation descriptions can be found in the FY 2018 RBWO PBP Measurements and Standards Guide.

**Child Protective Services Investigations and Dispositions**

The following investigations data, which is not used for scoring but is considered significant to a provider's performance, is from Georgia SHINES and is not considered final or complete until the end of the fiscal year.

Total Reports:	0	
Number Screened In:	0	
Number Screened Out:	0	
Number Substantiated:	0	
Number Unsubstantiated:	0	
Number Active CPS Investigations:	0	



DHS, DFCS, Office of Provider Management

## Performance-Based Placement Measures

### RBWO Provider GA+SCORECARD - CCI

Report Quarter: Q3 FY2018



**Provider/Program Name: Star Island - (1021) - CCI**

218 S MacArthur Drive, Camilla, GA 31730

Phone: 229-336-1700

Vendor ID# 65729

Quarterly Scores (Grades)

Q1: 63.68 (D-)

Q2: 71.20 (C-)

Q3: 73.10 (C-)

Q4: N/A

Current Quarter Score (Grade)

73.10%

(C-)

Program Census Information:

# Children in Care During Quarter: 4

# Placements During Quarter: 4

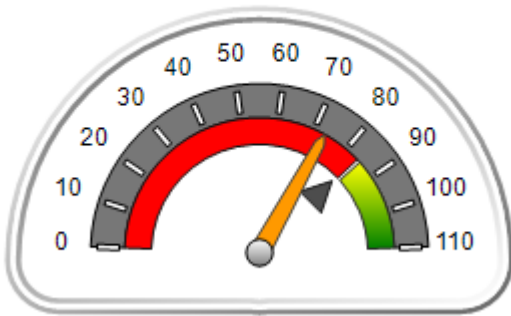
# Children in Care On Last Day: 0

### Quarterly Provider Comparisons to All CCIs

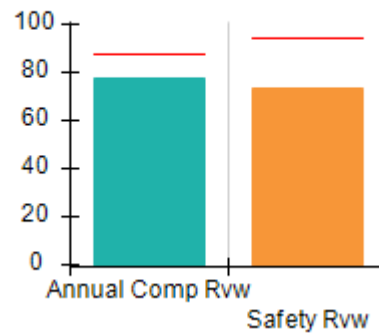


indicates average for all CCIs

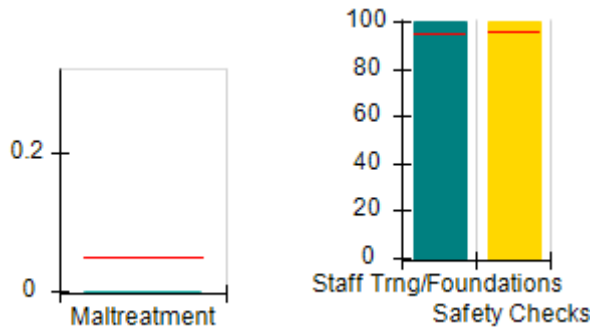
Overall Score (%)



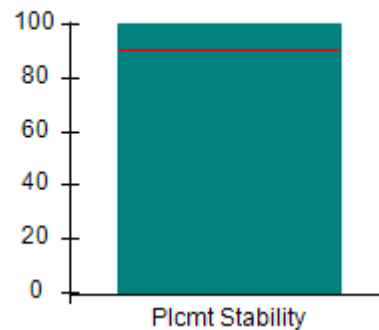
OPM Monitoring Reviews (%)



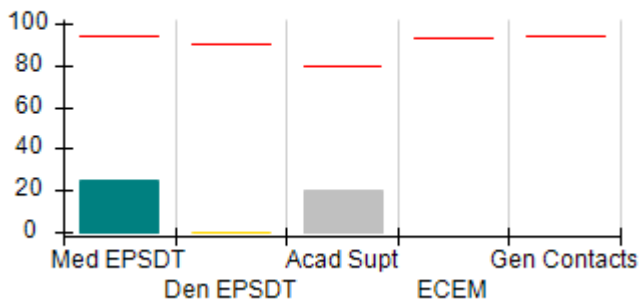
Safety Outcomes (%)



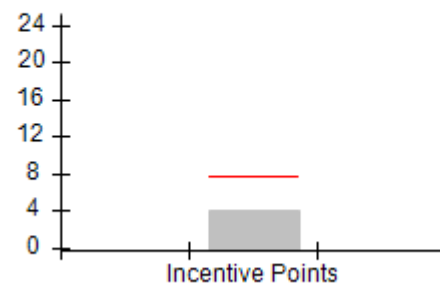
Permanency Outcomes (%)



Well-Being Outcomes (%)



Incentives Earned (Points)





DHS, DFCS, Office of Provider Management  
**Performance-Based Placement Measures**  
**RBWO Provider GA+SCORECARD - CCI**  
**Report Quarter: Q3 FY2018**



**Provider/Program Name: Star Island - (1021) - CCI**

<b>218 S MacArthur Drive, Camilla, GA 31730</b>  <b>Phone: 229-336-1700</b>  <b>Vendor ID# 65729</b>	<b>Quarterly Scores (Grades)</b>		<b>Current Quarter Score (Grade)</b>
	<b>Q1: 63.68 (D-)</b>	<b>Q2: 71.20 (C-)</b>	<b>73.10%</b> <b>(C-)</b>
	<b>Q3: 73.10 (C-)</b>	<b>Q4: N/A</b>	

Program Census Information:	# Children in Care During Quarter: 4	# Placements During Quarter: 4	# Children in Care On Last Day: 0
-----------------------------	--------------------------------------	--------------------------------	-----------------------------------

	<b>Avg Performance All CCIs (%)</b>	<b>Provider Performance (%)*</b>	<b>Possible Points (Weight)</b>	<b>Provider Points Earned</b>
--	-------------------------------------	----------------------------------	---------------------------------	-------------------------------

**OPM Monitoring Reviews**

Annual Comprehensive Reviews	87%	78%	25	19.49
Safety Reviews	94%	73%	15	10.98
<b>Monitoring Sub-Total</b>			<b>40</b>	<b>30.47</b>

**CCI Safety Outcomes**

Incidence of Maltreatment	0.05%	No Substantiated Reports	10	10.00
Staff Training/Foundations	95%	100%	5	5.00
Staff Safety Checks	95%	100%	5	5.00
<b>Safety Sub-Total</b>			<b>20</b>	<b>20.00</b>

**CCI Permanency Outcomes**

Placement Stability	90%	100%	15	15.00
<b>Permanency Sub-Total</b>			<b>15</b>	<b>15.00</b>

**CCI Well-Being Outcomes**

EPSDT Medical Visits	94%	25%	9.1	2.27
EPSDT Dental Visits	90%	0%	9.1	0.00
Academic Supports	79%	20%	6.8	1.36
Provider ECEM Visits	93%	Not Eligible	N/A	
Provider General Contacts	93%	Not Eligible	N/A	
Placements with Siblings	38%	100%	Not Scored	Not Scored
Placements within Legal County	16%	Not Eligible	Not Scored	Not Scored
<b>Well-Being Sub-Total</b>			<b>25</b>	<b>3.63</b>

\*Performance calculation descriptions can be found in the FY 2018 RBWO PBP Measurements and Standards Guide.

<b>Monitoring &amp; Outcomes: Possible Points = 100</b>	<b>Points Earned = 69.10</b>
<b>Score Before Incentives Credit</b>	<b>69.10%</b>
<b>Incentives Awarded</b>	<b>4.00 pts</b>
<b>PBP Verification</b>	<b>N/A pts</b>
<b>Total Score</b>	<b>73.10%</b>



DHS, DFCS, Office of Provider Management  
**Performance-Based Placement Measures**  
**RBWO Provider GA+SCORECARD - CCI**  
Report Quarter: Q3 FY2018



**Provider/Program Name: Star Island - (1021) - CCI**

Program Census Information:		# Children in Care During Quarter: 4	# Placements During Quarter: 4	# Children in Care On Last Day: 0
CCI Incentive Credits	Avg Performance All CCIs (Points)	Provider Performance (%)*	Possible Points (Weight)	Provider Points Earned
Early EPSDT Medical Visits		0%	2	0.00
Early EPSDT Dental Visits		0%	2	0.00
Permanency Contacts		0%	5	0.00
Additional Academic Supports		0%	2	0.00
Active Agency Accreditation		0%	4	0.00
Staff Clinical Licensure		0%	5	0.00
Behavior Management (threshold = 0)		100%	4	4.00
<b>Incentives Total</b>	<b>7.65</b>		<b>24</b>	<b>4.00</b>
Maximum total combined incentive credit allowed is 10 points.			<b>Incentives Awarded</b>	<b>4.00</b>

\*Performance calculation descriptions can be found in the FY 2018 RBWO PBP Measurements and Standards Guide.

**Child Protective Services Investigations and Dispositions**

The following investigations data, which is not used for scoring but is considered significant to a provider's performance, is from Georgia SHINES and is not considered final or complete until the end of the fiscal year.

Total Reports:	0	
Number Screened In:	0	
Number Screened Out:	0	
Number Substantiated:	0	
Number Unsubstantiated:	0	
Number Active CPS Investigations:	0	



DHS, DFCS, Office of Provider Management

## Performance-Based Placement Measures

### RBWO Provider GA+SCORECARD - CCI



Report Quarter: Q3 FY2018

**Provider/Program Name: Stroman Account & Property - dba My Sister's Keeper (892) - CCI**

7431 Petunia Dr., Riverdale, GA 30296

Phone: 770-994-0607

Vendor ID# 35586

Quarterly Scores (Grades)

Current Quarter Score (Grade)

Q1: 99.85 (A+)

Q2: 102.85 (A+)

108.00%

Q3: 108.00 (A+)

Q4: N/A

(A+)

Program Census Information:

# Children in Care During Quarter: 11

# Placements During Quarter: 11

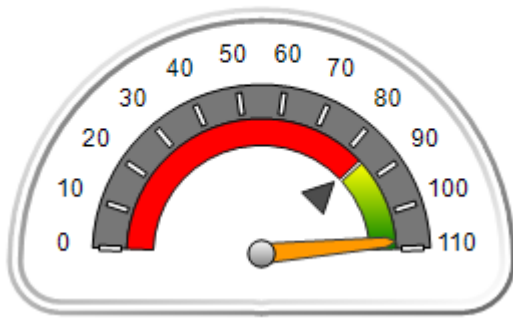
# Children in Care On Last Day: 6

### Quarterly Provider Comparisons to All CCIs

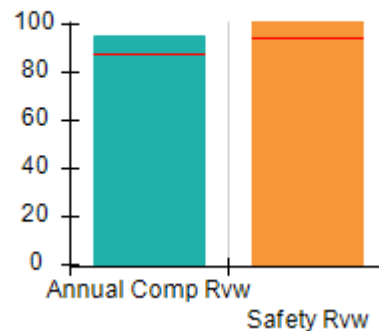


indicates average for all CCIs

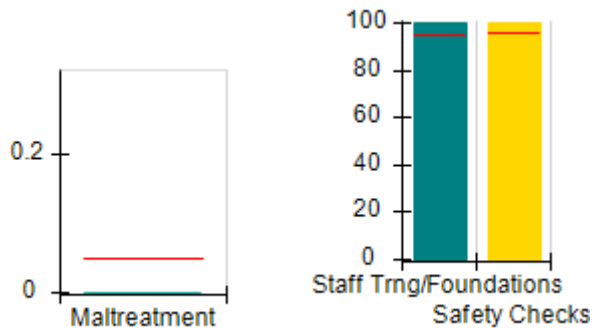
Overall Score (%)



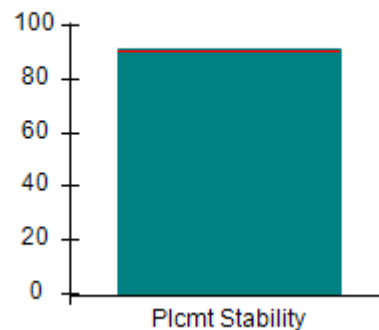
OPM Monitoring Reviews (%)



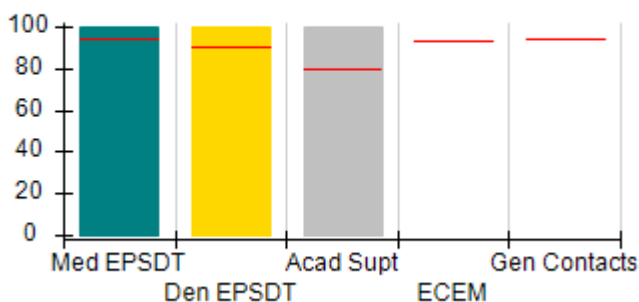
Safety Outcomes (%)



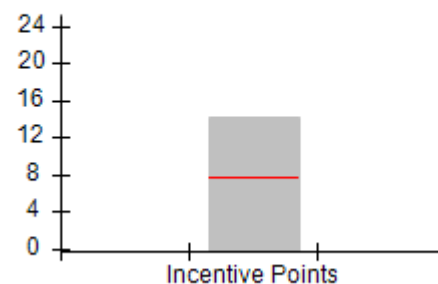
Permanency Outcomes (%)



Well-Being Outcomes (%)



Incentives Earned (Points)





DHS, DFCS, Office of Provider Management  
**Performance-Based Placement Measures**  
**RBWO Provider GA+SCORECARD - CCI**



Report Quarter: Q3 FY2018

**Provider/Program Name: Stroman Account & Property - dba My Sister's Keeper (892) - CCI**

<b>7431 Petunia Dr., Riverdale, GA 30296</b>  <b>Phone: 770-994-0607</b>  <b>Vendor ID# 35586</b>	<b>Quarterly Scores (Grades)</b>		<b>Current Quarter Score (Grade)</b>
	<b>Q1: 99.85 (A+)</b>	<b>Q2: 102.85 (A+)</b>	<b>108.00%</b>
	<b>Q3: 108.00 (A+)</b>	<b>Q4: N/A</b>	<b>(A+)</b>

Program Census Information:	# Children in Care During Quarter: 11	# Placements During Quarter: 11	# Children in Care On Last Day: 6
-----------------------------	---------------------------------------	---------------------------------	-----------------------------------

	<b>Avg Performance All CCIs (%)</b>	<b>Provider Performance (%)*</b>	<b>Possible Points (Weight)</b>	<b>Provider Points Earned</b>
--	-------------------------------------	----------------------------------	---------------------------------	-------------------------------

**OPM Monitoring Reviews**

Annual Comprehensive Reviews	87%	95%	25	23.83
Safety Reviews	94%	104%	15	15.55
<b>Monitoring Sub-Total</b>			<b>40</b>	<b>39.38</b>

**CCI Safety Outcomes**

Incidence of Maltreatment	0.05%	No Substantiated Reports	10	10.00
Staff Training/Foundations	95%	100%	5	5.00
Staff Safety Checks	95%	100%	5	5.00
<b>Safety Sub-Total</b>			<b>20</b>	<b>20.00</b>

**CCI Permanency Outcomes**

Placement Stability	90%	91%	15	13.65
<b>Permanency Sub-Total</b>			<b>15</b>	<b>13.65</b>

**CCI Well-Being Outcomes**

EPSDT Medical Visits	94%	100%	9.1	9.08
EPSDT Dental Visits	90%	100%	9.1	9.08
Academic Supports	79%	100%	6.8	6.81
Provider ECEM Visits	93%	Not Eligible	N/A	
Provider General Contacts	93%	Not Eligible	N/A	
Placements with Siblings	38%	50%	Not Scored	Not Scored
Placements within Legal County	16%	14%	Not Scored	Not Scored
<b>Well-Being Sub-Total</b>			<b>25</b>	<b>24.97</b>

\*Performance calculation descriptions can be found in the FY 2018 RBWO PBP Measurements and Standards Guide.

<b>Monitoring &amp; Outcomes: Possible Points = 100</b>	<b>Points Earned = 98.00</b>
<b>Score Before Incentives Credit</b>	<b>98.00%</b>
<b>Incentives Awarded</b>	<b>10.00 pts</b>
<b>PBP Verification</b>	<b>N/A pts</b>
<b>Total Score</b>	<b>108.00%</b>



DHS, DFCS, Office of Provider Management  
**Performance-Based Placement Measures**  
**RBWO Provider GA+SCORECARD - CCI**  
Report Quarter: Q3 FY2018



**Provider/Program Name: Stroman Account & Property - dba My Sister's Keeper (892) - CCI**

Program Census Information:		# Children in Care During Quarter: 11	# Placements During Quarter: 11	# Children in Care On Last Day: 6
CCI Incentive Credits	Avg Performance All CCIs (Points)	Provider Performance (%)*	Possible Points (Weight)	Provider Points Earned
Early EPSDT Medical Visits		100%	2	2.00
Early EPSDT Dental Visits		100%	2	2.00
Permanency Contacts		100%	5	5.00
Additional Academic Supports		62%	2	1.24
Active Agency Accreditation		0%	4	0.00
Staff Clinical Licensure		0%	5	0.00
Behavior Management (threshold = 0)		100%	4	4.00
<b>Incentives Total</b>	<b>7.65</b>		<b>24</b>	<b>14.24</b>
Maximum total combined incentive credit allowed is 10 points.			<b>Incentives Awarded</b>	<b>10.00</b>

\*Performance calculation descriptions can be found in the FY 2018 RBWO PBP Measurements and Standards Guide.

**Child Protective Services Investigations and Dispositions**

The following investigations data, which is not used for scoring but is considered significant to a provider's performance, is from Georgia SHINES and is not considered final or complete until the end of the fiscal year.

Total Reports:	0
Number Screened In:	0
Number Screened Out:	0
Number Substantiated:	0
Number Unsubstantiated:	0
Number Active CPS Investigations:	0





**DHS, DFCS, Office of Provider Management**  
**Performance-Based Placement Measures**  
**RBWO Provider GA+SCORECARD - CCI**  
**Report Quarter: Q3 FY2018**



**Provider/Program Name: Sybil's House Inc. - (5328) - CCI**

**893 Stafford Court, Columbus, GA 31907**

**Phone: 706-569-0087**

**Vendor ID# 142919**

Program Census Information:

# Children in Care During  
Quarter: 9

# Placements During  
Quarter: 9

# Children in Care On Last  
Day: 5

**Quarterly Scores (Grades)**

**Q1: (N/A)**

**Q2: 58.73 (F)**

**Q3: 101.80 (A+)**

**Q4: N/A**

**Current Quarter Score  
(Grade)**

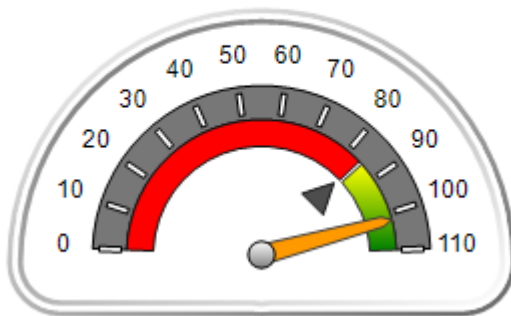
**101.80%**

**(A+)**

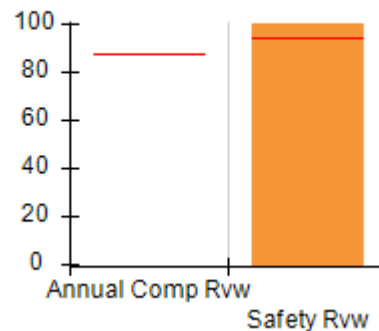
**Quarterly Provider Comparisons to All CCIs**

▼ — indicates average for all CCIs

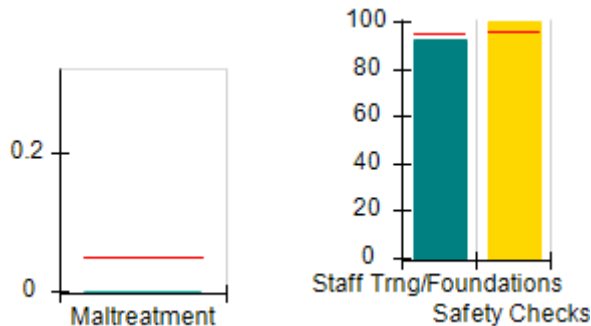
**Overall Score (%)**



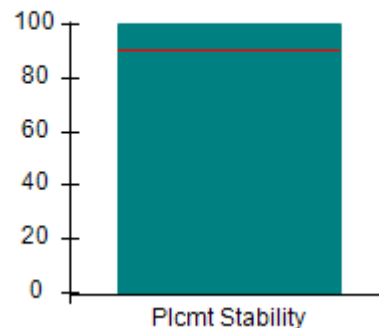
**OPM Monitoring Reviews (%)**



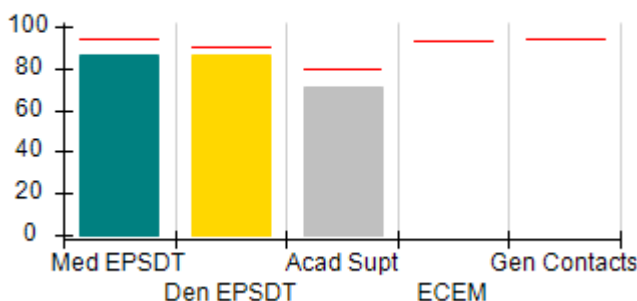
**Safety Outcomes (%)**



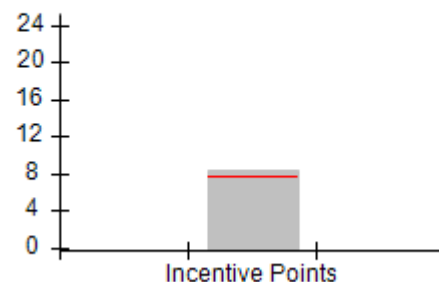
**Permanency Outcomes (%)**



**Well-Being Outcomes (%)**



**Incentives Earned (Points)**





DHS, DFCS, Office of Provider Management  
**Performance-Based Placement Measures**  
**RBWO Provider GA+SCORECARD - CCI**  
 Report Quarter: Q3 FY2018



<b>Provider/Program Name: Sybil's House Inc. - (5328) - CCI</b>				
<b>893 Stafford Court, Columbus, GA 31907</b>  <b>Phone: 706-569-0087</b>  <b>Vendor ID# 142919</b>		<b>Quarterly Scores (Grades)</b>		<b>Current Quarter Score (Grade)</b>
		<b>Q1: (N/A)</b>	<b>Q2: 58.73 (F)</b>	<b>101.80%</b> <b>(A+)</b>
		<b>Q3: 101.80 (A+)</b>	<b>Q4: N/A</b>	
Program Census Information:		# Children in Care During Quarter: 9	# Placements During Quarter: 9	# Children in Care On Last Day: 5
	<b>Avg Performance All CCIs (%)</b>	<b>Provider Performance (%)*</b>	<b>Possible Points (Weight)</b>	<b>Provider Points Earned</b>
<b>OPM Monitoring Reviews</b>				
Annual Comprehensive Reviews	87%	Not Yet Conducted		
Safety Reviews	94%	100%	15	15.00
<b>Monitoring Sub-Total</b>			<b>15</b>	<b>15.00</b>
<b>CCI Safety Outcomes</b>				
Incidence of Maltreatment	0.05%	No Substantiated Reports	10	10.00
Staff Training/Foundations	95%	92%	5	4.60
Staff Safety Checks	95%	100%	5	5.00
<b>Safety Sub-Total</b>			<b>20</b>	<b>19.60</b>
<b>CCI Permanency Outcomes</b>				
Placement Stability	90%	100%	15	15.00
<b>Permanency Sub-Total</b>			<b>15</b>	<b>15.00</b>
<b>CCI Well-Being Outcomes</b>				
EPSDT Medical Visits	94%	86%	9.1	7.81
EPSDT Dental Visits	90%	86%	9.1	7.81
Academic Supports	79%	71%	6.8	4.84
Provider ECEM Visits	93%	Not Eligible	N/A	
Provider General Contacts	93%	Not Eligible	N/A	
Placements with Siblings	38%	0%	Not Scored	Not Scored
Placements within Legal County	16%	0%	Not Scored	Not Scored
<b>Well-Being Sub-Total</b>			<b>25</b>	<b>20.45</b>
*Performance calculation descriptions can be found in the FY 2018 RBWO PBP Measurements and Standards Guide.				

<b>Monitoring &amp; Outcomes: Possible Points = 75</b>		<b>Points Earned = 70.05</b>	
<b>Score Before Incentives Credit</b>			<b>93.40%</b>
<b>Incentives Awarded</b>			<b>8.40 pts</b>
<b>PBP Verification</b>			<b>N/A pts</b>
<b>Total Score</b>			<b>101.80%</b>



DHS, DFCS, Office of Provider Management  
**Performance-Based Placement Measures**  
**RBWO Provider GA+SCORECARD - CCI**  
Report Quarter: Q3 FY2018



**Provider/Program Name: Sybil's House Inc. - (5328) - CCI**

Program Census Information:		# Children in Care During Quarter: 9	# Placements During Quarter: 9	# Children in Care On Last Day: 5
CCI Incentive Credits	Avg Performance All CCIs (Points)	Provider Performance (%)*	Possible Points (Weight)	Provider Points Earned
Early EPSDT Medical Visits		83%	2	1.66
Early EPSDT Dental Visits		83%	2	1.66
Permanency Contacts		None Planned	5	
Additional Academic Supports		54%	2	1.08
Active Agency Accreditation		0%	4	0.00
Staff Clinical Licensure		0%	5	0.00
Behavior Management (threshold = 0)		100%	4	4.00
<b>Incentives Total</b>	<b>7.65</b>		<b>24</b>	<b>8.40</b>
Maximum total combined incentive credit allowed is 10 points.			<b>Incentives Awarded</b>	<b>8.40</b>

\*Performance calculation descriptions can be found in the FY 2018 RBWO PBP Measurements and Standards Guide.

**Child Protective Services Investigations and Dispositions**

The following investigations data, which is not used for scoring but is considered significant to a provider's performance, is from Georgia SHINES and is not considered final or complete until the end of the fiscal year.

Total Reports:	3	
Number Screened In:	3	
Number Screened Out:	0	
Number Substantiated:	0	
Number Unsubstantiated:	0	
Number Active CPS Investigations:	3	



DHS, DFCS, Office of Provider Management

## Performance-Based Placement Measures

### RBWO Provider GA+SCORECARD - CCI

Report Quarter: Q3 FY2018



**Provider/Program Name: Taking A Step Beyond - (5158) - CCI**

1509 Brown Road, Hephzibah, GA 30815

Phone: 706-496-2709

Vendor ID# 118236

Quarterly Scores (Grades)

Q1: 90.69 (A-)

Q2: 99.18 (A+)

Q3: 99.31 (A+)

Q4: N/A

Current Quarter Score (Grade)

99.31%

(A+)

Program Census Information:

# Children in Care During Quarter: 15

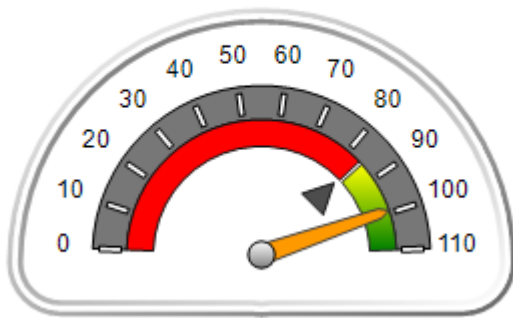
# Placements During Quarter: 17

# Children in Care On Last Day: 10

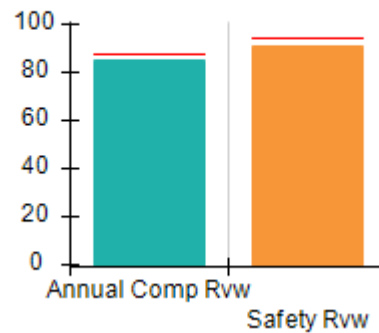
### Quarterly Provider Comparisons to All CCIs

▼ indicates average for all CCIs

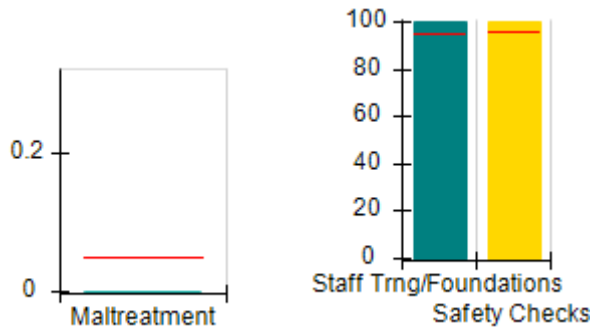
Overall Score (%)



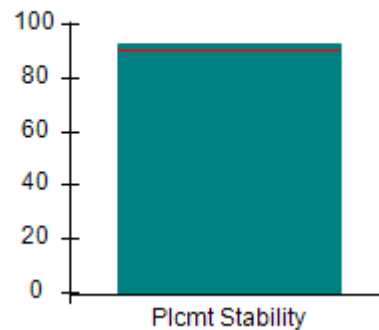
OPM Monitoring Reviews (%)



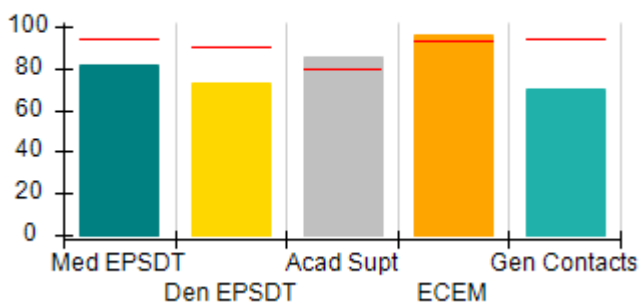
Safety Outcomes (%)



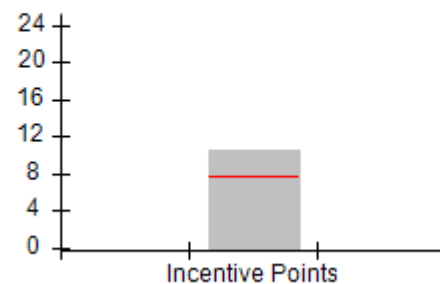
Permanency Outcomes (%)



Well-Being Outcomes (%)



Incentives Earned (Points)





DHS, DFCS, Office of Provider Management  
**Performance-Based Placement Measures**  
**RBWO Provider GA+SCORECARD - CCI**  
 Report Quarter: Q3 FY2018



**Provider/Program Name: Taking A Step Beyond - (5158) - CCI**

<b>1509 Brown Road, Hephzibah, GA 30815</b>  <b>Phone: 706-496-2709</b>  <b>Vendor ID# 118236</b>	<b>Quarterly Scores (Grades)</b>		<b>Current Quarter Score (Grade)</b>
	<b>Q1: 90.69 (A-)</b>	<b>Q2: 99.18 (A+)</b>	<b>99.31%</b> <b>(A+)</b>
	<b>Q3: 99.31 (A+)</b>	<b>Q4: N/A</b>	

Program Census Information:	# Children in Care During Quarter: 15	# Placements During Quarter: 17	# Children in Care On Last Day: 10
-----------------------------	---------------------------------------	---------------------------------	------------------------------------

	<b>Avg Performance All CCIs (%)</b>	<b>Provider Performance (%)*</b>	<b>Possible Points (Weight)</b>	<b>Provider Points Earned</b>
--	-------------------------------------	----------------------------------	---------------------------------	-------------------------------

**OPM Monitoring Reviews**

Annual Comprehensive Reviews	87%	85%	25	21.36
Safety Reviews	94%	91%	15	13.64
<b>Monitoring Sub-Total</b>			<b>40</b>	<b>34.99</b>

**CCI Safety Outcomes**

Incidence of Maltreatment	0.05%	No Substantiated Reports	10	10.00
Staff Training/Foundations	95%	100%	5	5.00
Staff Safety Checks	95%	100%	5	5.00
<b>Safety Sub-Total</b>			<b>20</b>	<b>20.00</b>

**CCI Permanency Outcomes**

Placement Stability	90%	93%	15	13.95
<b>Permanency Sub-Total</b>			<b>15</b>	<b>13.95</b>

**CCI Well-Being Outcomes**

EPSDT Medical Visits	94%	82%	4	3.28
EPSDT Dental Visits	90%	73%	4	2.92
Academic Supports	79%	85%	3	2.55
Provider ECEM Visits	93%	96%	7	6.72
Provider General Contacts	93%	70%	7	4.90
Placements with Siblings	38%	0%	Not Scored	Not Scored
Placements within Legal County	16%	29%	Not Scored	Not Scored
<b>Well-Being Sub-Total</b>			<b>25</b>	<b>20.37</b>

\*Performance calculation descriptions can be found in the FY 2018 RBWO PBP Measurements and Standards Guide.

<b>Monitoring &amp; Outcomes: Possible Points = 100</b>	<b>Points Earned = 89.31</b>
<b>Score Before Incentives Credit</b>	<b>89.31%</b>
<b>Incentives Awarded</b>	<b>10.00 pts</b>
<b>PBP Verification</b>	<b>N/A pts</b>
<b>Total Score</b>	<b>99.31%</b>



**DHS, DFCS, Office of Provider Management**  
**Performance-Based Placement Measures**  
**RBWO Provider GA+SCORECARD - CCI**  
**Report Quarter: Q3 FY2018**



**Provider/Program Name: Taking A Step Beyond - (5158) - CCI**

Program Census Information:		# Children in Care During Quarter: 15	# Placements During Quarter: 17	# Children in Care On Last Day: 10
CCI Incentive Credits	Avg Performance All CCIs (Points)	Provider Performance (%)*	Possible Points (Weight)	Provider Points Earned
Early EPSDT Medical Visits		67%	2	1.34
Early EPSDT Dental Visits		57%	2	1.14
Permanency Contacts		60%	5	3.00
Additional Academic Supports		52%	2	1.04
Active Agency Accreditation		0%	4	0.00
Staff Clinical Licensure		0%	5	0.00
Behavior Management (threshold = 0)		100%	4	4.00
<b>Incentives Total</b>	<b>7.65</b>		<b>24</b>	<b>10.52</b>
Maximum total combined incentive credit allowed is 10 points.			<b>Incentives Awarded</b>	<b>10.00</b>

\*Performance calculation descriptions can be found in the FY 2018 RBWO PBP Measurements and Standards Guide.

**Child Protective Services Investigations and Dispositions**

The following investigations data, which is not used for scoring but is considered significant to a provider's performance, is from Georgia SHINES and is not considered final or complete until the end of the fiscal year.

Total Reports:	0	
Number Screened In:	0	
Number Screened Out:	0	
Number Substantiated:	0	
Number Unsubstantiated:	0	
Number Active CPS Investigations:	0	



DHS, DFCS, Office of Provider Management

## Performance-Based Placement Measures

### RBWO Provider GA+SCORECARD - CCI



Report Quarter: Q3 FY2018

**Provider/Program Name: Testament Health & Counseling Services, LLC - Testament House (5197) - CCI**

6907 Tara Blvd., Jonesboro, GA 30236

Phone: 404-800-6160

Vendor ID# 125386

Quarterly Scores (Grades)

Current Quarter Score (Grade)

Q1: 96.85 (A)

Q2: 104.12 (A+)

102.75%

Q3: 102.75 (A+)

Q4: N/A

(A+)

Program Census Information:

# Children in Care During Quarter: 45

# Placements During Quarter: 45

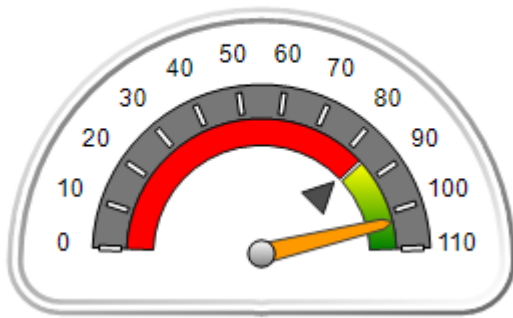
# Children in Care On Last Day: 21

### Quarterly Provider Comparisons to All CCIs

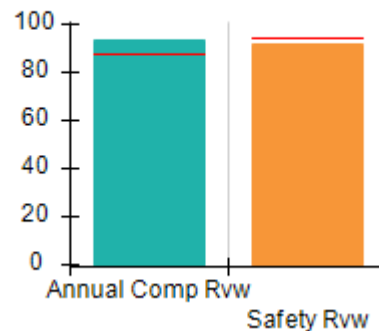


indicates average for all CCIs

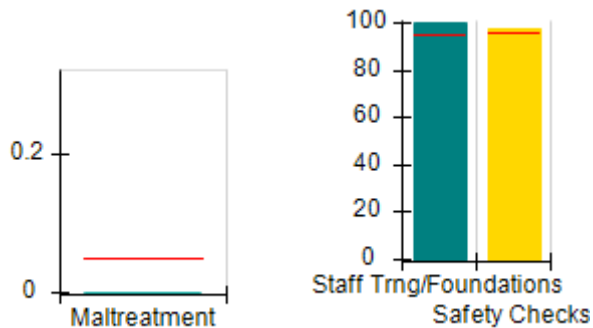
Overall Score (%)



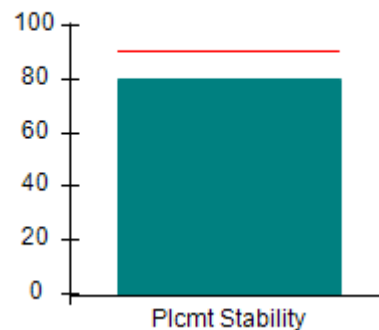
OPM Monitoring Reviews (%)



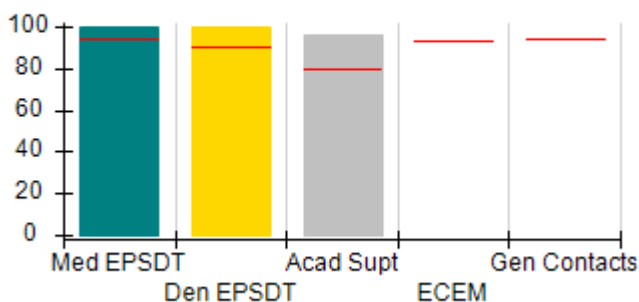
Safety Outcomes (%)



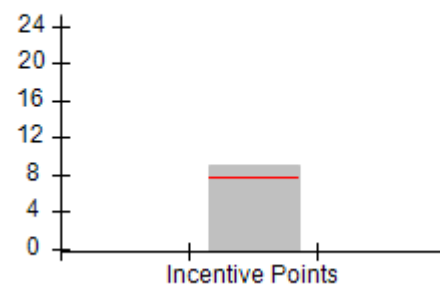
Permanency Outcomes (%)



Well-Being Outcomes (%)



Incentives Earned (Points)





DHS, DFCS, Office of Provider Management  
**Performance-Based Placement Measures**  
**RBWO Provider GA+SCORECARD - CCI**



Report Quarter: Q3 FY2018

Provider/Program Name: Testament Health & Counseling Services, LLC - Testament House (5197) - CCI				
6907 Tara Blvd., Jonesboro, GA 30236		Quarterly Scores (Grades)		Current Quarter Score (Grade)
Phone: 404-800-6160		Q1: 96.85 (A)	Q2: 104.12 (A+)	102.75% (A+)
Vendor ID# 125386		Q3: 102.75 (A+)	Q4: N/A	
Program Census Information:		# Children in Care During Quarter: 45	# Placements During Quarter: 45	# Children in Care On Last Day: 21
	Avg Performance All CCIs (%)	Provider Performance (%)*	Possible Points (Weight)	Provider Points Earned
<b>OPM Monitoring Reviews</b>				
Annual Comprehensive Reviews	87%	94%	25	23.38
Safety Reviews	94%	92%	15	13.82
<b>Monitoring Sub-Total</b>			<b>40</b>	<b>37.20</b>
<b>CCI Safety Outcomes</b>				
Incidence of Maltreatment	0.05%	No Substantiated Reports	10	10.00
Staff Training/Foundations	95%	100%	5	5.00
Staff Safety Checks	95%	97%	5	4.85
<b>Safety Sub-Total</b>			<b>20</b>	<b>19.85</b>
<b>CCI Permanency Outcomes</b>				
Placement Stability	90%	80%	15	12.00
<b>Permanency Sub-Total</b>			<b>15</b>	<b>12.00</b>
<b>CCI Well-Being Outcomes</b>				
EPSDT Medical Visits	94%	100%	9.1	9.08
EPSDT Dental Visits	90%	100%	9.1	9.08
Academic Supports	79%	96%	6.8	6.54
Provider ECEM Visits	93%	Not Eligible	N/A	
Provider General Contacts	93%	Not Eligible	N/A	
Placements with Siblings	38%	0%	Not Scored	Not Scored
Placements within Legal County	16%	0%	Not Scored	Not Scored
<b>Well-Being Sub-Total</b>			<b>25</b>	<b>24.70</b>

\*Performance calculation descriptions can be found in the FY 2018 RBWO PBP Measurements and Standards Guide.

<b>Monitoring &amp; Outcomes: Possible Points = 100</b>	<b>Points Earned = 93.75</b>
<b>Score Before Incentives Credit</b>	<b>93.75%</b>
<b>Incentives Awarded</b>	<b>9.00 pts</b>
<b>PBP Verification</b>	<b>N/A pts</b>
<b>Total Score</b>	<b>102.75%</b>





**DHS, DFCS, Office of Provider Management**  
**Performance-Based Placement Measures**  
**RBWO Provider GA+SCORECARD - CCI**



**Report Quarter: Q3 FY2018**

**Provider/Program Name: Testament Health & Counseling Services, LLC - Testament House (5197) - CCI**

Program Census Information:		# Children in Care During Quarter: 45	# Placements During Quarter: 45	# Children in Care On Last Day: 21
CCI Incentive Credits	Avg Performance All CCIs (Points)	Provider Performance (%)*	Possible Points (Weight)	Provider Points Earned
Early EPSDT Medical Visits		100%	2	2.00
Early EPSDT Dental Visits		100%	2	2.00
Permanency Contacts		0%	5	0.00
Additional Academic Supports		50%	2	1.00
Active Agency Accreditation		0%	4	0.00
Staff Clinical Licensure		0%	5	0.00
Behavior Management (threshold = 0)		100%	4	4.00
<b>Incentives Total</b>	<b>7.65</b>		<b>24</b>	<b>9.00</b>
Maximum total combined incentive credit allowed is 10 points.			<b>Incentives Awarded</b>	<b>9.00</b>

\*Performance calculation descriptions can be found in the FY 2018 RBWO PBP Measurements and Standards Guide.

**Child Protective Services Investigations and Dispositions**

The following investigations data, which is not used for scoring but is considered significant to a provider's performance, is from Georgia SHINES and is not considered final or complete until the end of the fiscal year.

Total Reports:	4
Number Screened In:	2
Number Screened Out:	2
Number Substantiated:	0
Number Unsubstantiated:	0
Number Active CPS Investigations:	2



DHS, DFCS, Office of Provider Management

## Performance-Based Placement Measures

### RBWO Provider GA+SCORECARD - CCI

Report Quarter: Q3 FY2018



**Provider/Program Name: The Lillie Home - The Lillie Home (5282) - CCI**

522 Country Club Rd , Dublin, GA 31021

Phone: 478-279-3174

Vendor ID# 131236

Quarterly Scores (Grades)

Q1: 78.42 (C+)

Q2: 105.93 (A+)

Q3: 106.56 (A+)

Q4: N/A

Current Quarter Score (Grade)

106.56%

(A+)

Program Census Information:

# Children in Care During Quarter: 15

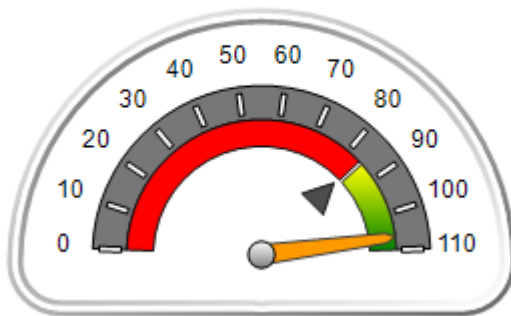
# Placements During Quarter: 15

# Children in Care On Last Day: 7

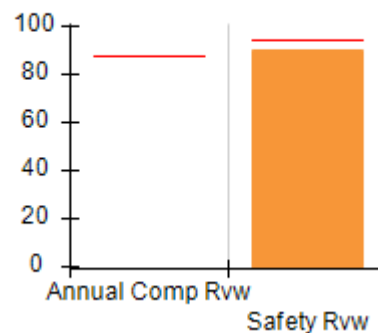
### Quarterly Provider Comparisons to All CCIs

▼ indicates average for all CCIs

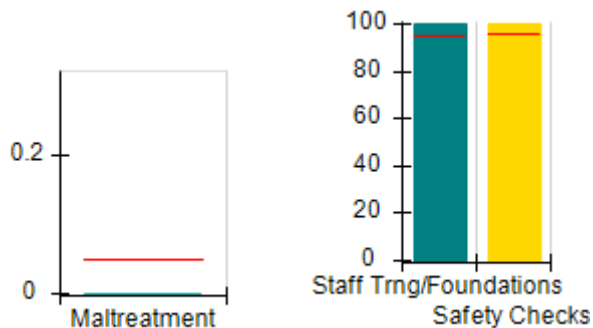
Overall Score (%)



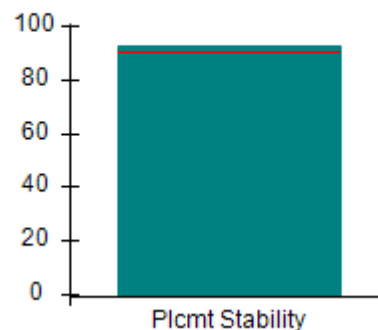
OPM Monitoring Reviews (%)



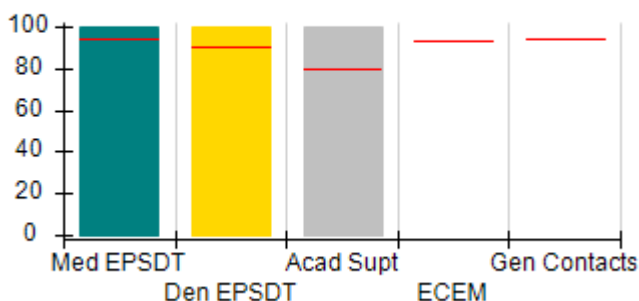
Safety Outcomes (%)



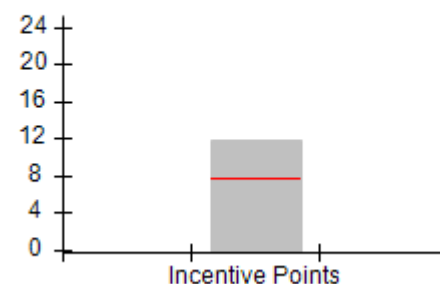
Permanency Outcomes (%)



Well-Being Outcomes (%)



Incentives Earned (Points)





DHS, DFCS, Office of Provider Management  
**Performance-Based Placement Measures**  
**RBWO Provider GA+SCORECARD - CCI**  
 Report Quarter: Q3 FY2018



**Provider/Program Name: The Lillie Home - The Lillie Home (5282) - CCI**

<b>522 Country Club Rd , Dublin, GA 31021</b>  <b>Phone: 478-279-3174</b>  <b>Vendor ID# 131236</b>	<b>Quarterly Scores (Grades)</b>		<b>Current Quarter Score (Grade)</b>
	<b>Q1: 78.42 (C+)</b>	<b>Q2: 105.93 (A+)</b>	<b>106.56%</b>
	<b>Q3: 106.56 (A+)</b>	<b>Q4: N/A</b>	<b>(A+)</b>

Program Census Information:	# Children in Care During Quarter: 15	# Placements During Quarter: 15	# Children in Care On Last Day: 7
-----------------------------	---------------------------------------	---------------------------------	-----------------------------------

	<b>Avg Performance All CCIs (%)</b>	<b>Provider Performance (%)*</b>	<b>Possible Points (Weight)</b>	<b>Provider Points Earned</b>
--	-------------------------------------	----------------------------------	---------------------------------	-------------------------------

**OPM Monitoring Reviews**

Annual Comprehensive Reviews	87%	Not Yet Conducted		
Safety Reviews	94%	90%	15	13.50
<b>Monitoring Sub-Total</b>			<b>15</b>	<b>13.50</b>

**CCI Safety Outcomes**

Incidence of Maltreatment	0.05%	No Substantiated Reports	10	10.00
Staff Training/Foundations	95%	100%	5	5.00
Staff Safety Checks	95%	100%	5	5.00
<b>Safety Sub-Total</b>			<b>20</b>	<b>20.00</b>

**CCI Permanency Outcomes**

Placement Stability	90%	93%	15	13.95
<b>Permanency Sub-Total</b>			<b>15</b>	<b>13.95</b>

**CCI Well-Being Outcomes**

EPSDT Medical Visits	94%	100%	9.1	9.08
EPSDT Dental Visits	90%	100%	9.1	9.08
Academic Supports	79%	100%	6.8	6.81
Provider ECEM Visits	93%	Not Eligible	N/A	
Provider General Contacts	93%	Not Eligible	N/A	
Placements with Siblings	38%	0%	Not Scored	Not Scored
Placements within Legal County	16%	0%	Not Scored	Not Scored
<b>Well-Being Sub-Total</b>			<b>25</b>	<b>24.97</b>

\*Performance calculation descriptions can be found in the FY 2018 RBWO PBP Measurements and Standards Guide.

<b>Monitoring &amp; Outcomes: Possible Points = 75</b>	<b>Points Earned = 72.42</b>
<b>Score Before Incentives Credit</b>	<b>96.56%</b>
<b>Incentives Awarded</b>	<b>10.00 pts</b>
<b>PBP Verification</b>	<b>N/A pts</b>
<b>Total Score</b>	<b>106.56%</b>



DHS, DFCS, Office of Provider Management  
**Performance-Based Placement Measures**  
**RBWO Provider GA+SCORECARD - CCI**  
Report Quarter: Q3 FY2018



**Provider/Program Name: The Lillie Home - The Lillie Home (5282) - CCI**

Program Census Information:		# Children in Care During Quarter: 15	# Placements During Quarter: 15	# Children in Care On Last Day: 7
CCI Incentive Credits	Avg Performance All CCIs (Points)	Provider Performance (%)*	Possible Points (Weight)	Provider Points Earned
Early EPSDT Medical Visits		100%	2	2.00
Early EPSDT Dental Visits		100%	2	2.00
Permanency Contacts		75%	5	3.75
Additional Academic Supports		0%	2	0.00
Active Agency Accreditation		0%	4	0.00
Staff Clinical Licensure		0%	5	0.00
Behavior Management (threshold = 0)		100%	4	4.00
<b>Incentives Total</b>	<b>7.65</b>		<b>24</b>	<b>11.75</b>
Maximum total combined incentive credit allowed is 10 points.			<b>Incentives Awarded</b>	<b>10.00</b>

\*Performance calculation descriptions can be found in the FY 2018 RBWO PBP Measurements and Standards Guide.

**Child Protective Services Investigations and Dispositions**

The following investigations data, which is not used for scoring but is considered significant to a provider's performance, is from Georgia SHINES and is not considered final or complete until the end of the fiscal year.

Total Reports:	1	
Number Screened In:	1	
Number Screened Out:	0	
Number Substantiated:	0	
Number Unsubstantiated:	0	
Number Active CPS Investigations:	1	



DHS, DFCS, Office of Provider Management  
**Performance-Based Placement Measures**  
**RBWO Provider GA+SCORECARD - CCI**  
Report Quarter: Q3 FY2018



**Provider/Program Name: Treutlen House at New Ebenezer, Inc. - (4228) - CCI**

131 Old Augusta Road, Central Rincon, GA 31326

Phone: 912-754-9797

Vendor ID# 79727

**Quarterly Scores (Grades)**

Q1: 93.81 (A-)

Q2: 105.42 (A+)

Q3: 102.97 (A+)

Q4: N/A

**Current Quarter Score (Grade)**

**102.97%**

**(A+)**

Program Census Information:

# Children in Care During Quarter: 10

# Placements During Quarter: 10

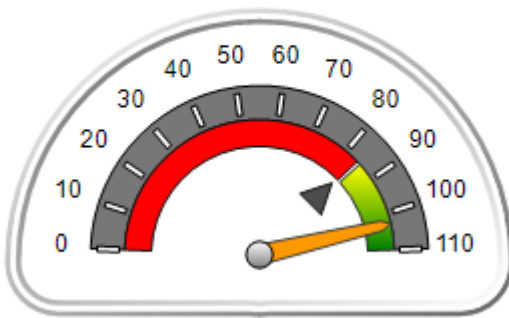
# Children in Care On Last Day: 9

**Quarterly Provider Comparisons to All CCIs**

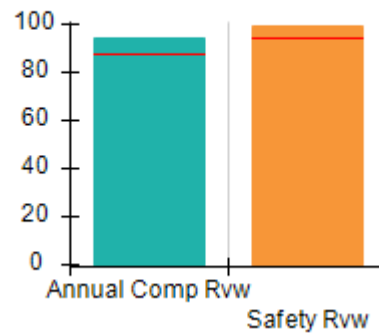


indicates average for all CCIs

**Overall Score (%)**



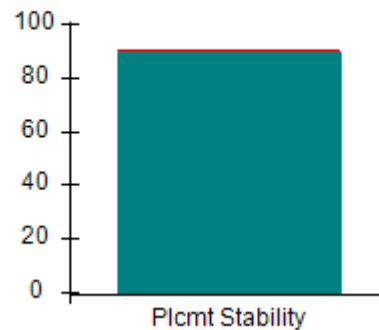
**OPM Monitoring Reviews (%)**



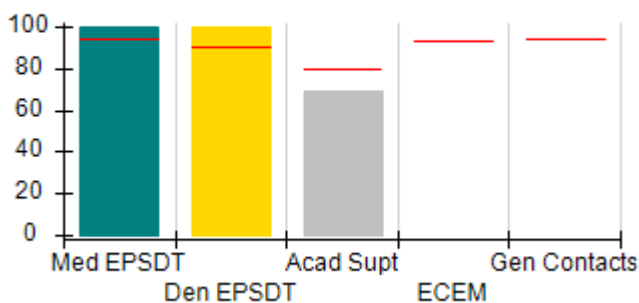
**Safety Outcomes (%)**



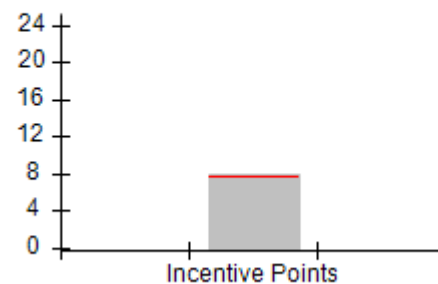
**Permanency Outcomes (%)**



**Well-Being Outcomes (%)**



**Incentives Earned (Points)**





DHS, DFCS, Office of Provider Management  
**Performance-Based Placement Measures**  
**RBWO Provider GA+SCORECARD - CCI**  
**Report Quarter: Q3 FY2018**



**Provider/Program Name: Treutlen House at New Ebenezer, Inc. - (4228) - CCI**

<b>131 Old Augusta Road, Central Rincon, GA 31326</b>  <b>Phone: 912-754-9797</b>  <b>Vendor ID# 79727</b>	<b>Quarterly Scores (Grades)</b>		<b>Current Quarter Score (Grade)</b>
	<b>Q1: 93.81 (A-)</b>	<b>Q2: 105.42 (A+)</b>	<b>102.97%</b>
	<b>Q3: 102.97 (A+)</b>	<b>Q4: N/A</b>	<b>(A+)</b>

Program Census Information:	# Children in Care During Quarter: 10	# Placements During Quarter: 10	# Children in Care On Last Day: 9
-----------------------------	---------------------------------------	---------------------------------	-----------------------------------

	<b>Avg Performance All CCIs (%)</b>	<b>Provider Performance (%)*</b>	<b>Possible Points (Weight)</b>	<b>Provider Points Earned</b>
--	-------------------------------------	----------------------------------	---------------------------------	-------------------------------

**OPM Monitoring Reviews**

Annual Comprehensive Reviews	87%	95%	25	23.67
Safety Reviews	94%	100%	15	14.94
<b>Monitoring Sub-Total</b>			<b>40</b>	<b>38.61</b>

**CCI Safety Outcomes**

Incidence of Maltreatment	0.05%	No Substantiated Reports	10	10.00
Staff Training/Foundations	95%	100%	5	5.00
Staff Safety Checks	95%	100%	5	5.00
<b>Safety Sub-Total</b>			<b>20</b>	<b>20.00</b>

**CCI Permanency Outcomes**

Placement Stability	90%	90%	15	13.50
<b>Permanency Sub-Total</b>			<b>15</b>	<b>13.50</b>

**CCI Well-Being Outcomes**

EPSDT Medical Visits	94%	100%	9.1	9.08
EPSDT Dental Visits	90%	100%	9.1	9.08
Academic Supports	79%	69%	6.8	4.70
Provider ECEM Visits	93%	Not Eligible	N/A	
Provider General Contacts	93%	Not Eligible	N/A	
Placements with Siblings	38%	0%	Not Scored	Not Scored
Placements within Legal County	16%	0%	Not Scored	Not Scored
<b>Well-Being Sub-Total</b>			<b>25</b>	<b>22.86</b>

\*Performance calculation descriptions can be found in the FY 2018 RBWO PBP Measurements and Standards Guide.

<b>Monitoring &amp; Outcomes: Possible Points = 100</b>	<b>Points Earned = 94.97</b>
<b>Score Before Incentives Credit</b>	<b>94.97%</b>
<b>Incentives Awarded</b>	<b>8.00 pts</b>
<b>PBP Verification</b>	<b>N/A pts</b>
<b>Total Score</b>	<b>102.97%</b>



DHS, DFCS, Office of Provider Management  
**Performance-Based Placement Measures**  
**RBWO Provider GA+SCORECARD - CCI**  
Report Quarter: Q3 FY2018



**Provider/Program Name: Treutlen House at New Ebenezer, Inc. - (4228) - CCI**

Program Census Information:		# Children in Care During Quarter: 10	# Placements During Quarter: 10	# Children in Care On Last Day: 9
CCI Incentive Credits	Avg Performance All CCIs (Points)	Provider Performance (%)*	Possible Points (Weight)	Provider Points Earned
Early EPSDT Medical Visits		100%	2	2.00
Early EPSDT Dental Visits		100%	2	2.00
Permanency Contacts		None Planned	5	
Additional Academic Supports		0%	2	0.00
Active Agency Accreditation		0%	4	0.00
Staff Clinical Licensure		0%	5	0.00
Behavior Management (threshold = 0)		100%	4	4.00
<b>Incentives Total</b>	<b>7.65</b>		<b>24</b>	<b>8.00</b>
Maximum total combined incentive credit allowed is 10 points.			<b>Incentives Awarded</b>	<b>8.00</b>

\*Performance calculation descriptions can be found in the FY 2018 RBWO PBP Measurements and Standards Guide.

**Child Protective Services Investigations and Dispositions**

The following investigations data, which is not used for scoring but is considered significant to a provider's performance, is from Georgia SHINES and is not considered final or complete until the end of the fiscal year.

Total Reports:	0	
Number Screened In:	0	
Number Screened Out:	0	
Number Substantiated:	0	
Number Unsubstantiated:	0	
Number Active CPS Investigations:	0	



DHS, DFCS, Office of Provider Management  
**Performance-Based Placement Measures**  
**RBWO Provider GA+SCORECARD - CCI**  
 Report Quarter: Q3 FY2018



**Provider/Program Name: Turning Point Homes - Ahmonie's Cottage (1003) - CCI**

3847 Waldrop Road, Decatur, GA 30034

Phone: 770-808-3714

Vendor ID# 51758

Quarterly Scores (Grades)

Q1: 102.17 (A+)

Q2: 83.48 (B-)

Q3: 81.26 (B-)

Q4: N/A

Current Quarter Score (Grade)

81.26%

(B-)

Program Census Information:

# Children in Care During Quarter: 7

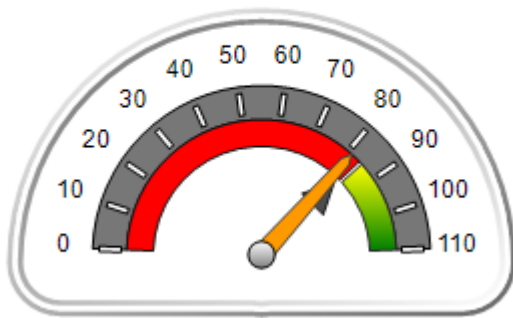
# Placements During Quarter: 7

# Children in Care On Last Day: 5

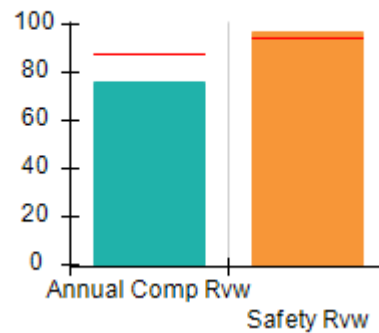
**Quarterly Provider Comparisons to All CCIs**

▼ indicates average for all CCIs

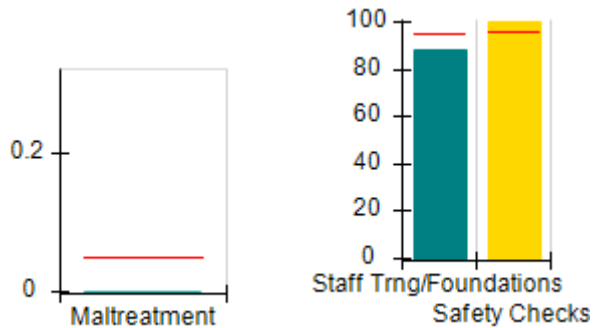
Overall Score (%)



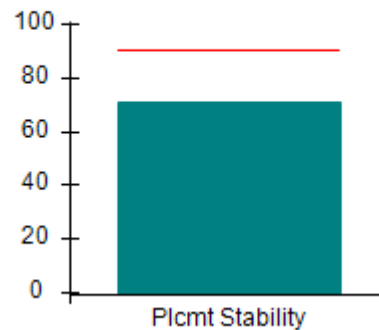
OPM Monitoring Reviews (%)



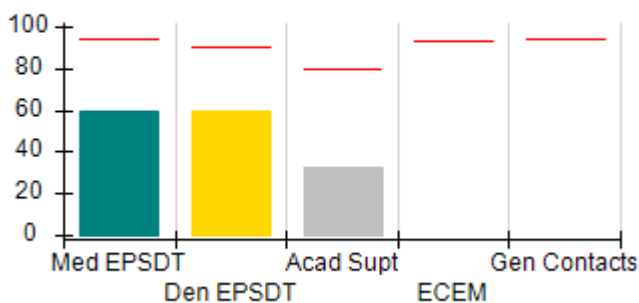
Safety Outcomes (%)



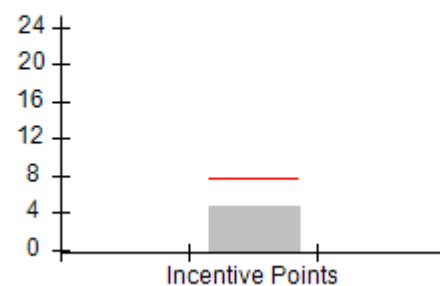
Permanency Outcomes (%)



Well-Being Outcomes (%)



Incentives Earned (Points)







DHS, DFCS, Office of Provider Management  
**Performance-Based Placement Measures**  
**RBWO Provider GA+SCORECARD - CCI**  
 Report Quarter: Q3 FY2018



Provider/Program Name: Turning Point Homes - Ahmonie's Cottage (1003) - CCI				
3847 Waldrop Road, Decatur, GA 30034		Quarterly Scores (Grades)		Current Quarter Score (Grade)
Phone: 770-808-3714		Q1: 102.17 (A+)	Q2: 83.48 (B-)	81.26% (B-)
Vendor ID# 51758		Q3: 81.26 (B-)	Q4: N/A	
Program Census Information:		# Children in Care During Quarter: 7	# Placements During Quarter: 7	# Children in Care On Last Day: 5
	Avg Performance All CCIs (%)	Provider Performance (%)*	Possible Points (Weight)	Provider Points Earned
<b>OPM Monitoring Reviews</b>				
Annual Comprehensive Reviews	87%	76%	25	18.92
Safety Reviews	94%	97%	15	14.49
<b>Monitoring Sub-Total</b>			<b>40</b>	<b>33.41</b>
<b>CCI Safety Outcomes</b>				
Incidence of Maltreatment	0.05%	No Substantiated Reports	10	10.00
Staff Training/Foundations	95%	88%	5	4.40
Staff Safety Checks	95%	100%	5	5.00
<b>Safety Sub-Total</b>			<b>20</b>	<b>19.40</b>
<b>CCI Permanency Outcomes</b>				
Placement Stability	90%	71%	15	10.65
<b>Permanency Sub-Total</b>			<b>15</b>	<b>10.65</b>
<b>CCI Well-Being Outcomes</b>				
EPSDT Medical Visits	94%	60%	9.1	5.45
EPSDT Dental Visits	90%	60%	9.1	5.45
Academic Supports	79%	33%	6.8	2.25
Provider ECEM Visits	93%	Not Eligible	N/A	
Provider General Contacts	93%	Not Eligible	N/A	
Placements with Siblings	38%	Not Eligible	Not Scored	Not Scored
Placements within Legal County	16%	0%	Not Scored	Not Scored
<b>Well-Being Sub-Total</b>			<b>25</b>	<b>13.14</b>
*Performance calculation descriptions can be found in the FY 2018 RBWO PBP Measurements and Standards Guide.				

<b>Monitoring &amp; Outcomes: Possible Points = 100</b>		<b>Points Earned = 76.60</b>	
<b>Score Before Incentives Credit</b>			<b>76.60%</b>
<b>Incentives Awarded</b>			<b>4.66 pts</b>
<b>PBP Verification</b>			<b>N/A pts</b>
<b>Total Score</b>			<b>81.26%</b>



DHS, DFCS, Office of Provider Management  
**Performance-Based Placement Measures**  
**RBWO Provider GA+SCORECARD - CCI**  
Report Quarter: Q3 FY2018



**Provider/Program Name: Turning Point Homes - Ahmonie's Cottage (1003) - CCI**

Program Census Information:		# Children in Care During Quarter: 7	# Placements During Quarter: 7	# Children in Care On Last Day: 5
CCI Incentive Credits	Avg Performance All CCIs (Points)	Provider Performance (%)*	Possible Points (Weight)	Provider Points Earned
Early EPSDT Medical Visits		0%	2	0.00
Early EPSDT Dental Visits		0%	2	0.00
Permanency Contacts		0%	5	0.00
Additional Academic Supports		33%	2	0.66
Active Agency Accreditation		0%	4	0.00
Staff Clinical Licensure		0%	5	0.00
Behavior Management (threshold = 0)		100%	4	4.00
<b>Incentives Total</b>	<b>7.65</b>		<b>24</b>	<b>4.66</b>
Maximum total combined incentive credit allowed is 10 points.			<b>Incentives Awarded</b>	<b>4.66</b>

\*Performance calculation descriptions can be found in the FY 2018 RBWO PBP Measurements and Standards Guide.

**Child Protective Services Investigations and Dispositions**

The following investigations data, which is not used for scoring but is considered significant to a provider's performance, is from Georgia SHINES and is not considered final or complete until the end of the fiscal year.

Total Reports:	0	
Number Screened In:	0	
Number Screened Out:	0	
Number Substantiated:	0	
Number Unsubstantiated:	0	
Number Active CPS Investigations:	0	



DHS, DFCS, Office of Provider Management

## Performance-Based Placement Measures

### RBWO Provider GA+SCORECARD - CCI

Report Quarter: Q3 FY2018



**Provider/Program Name: Turning Point Homes - Francois Cottage (829) - CCI**

3392 Wesley Chapel Rd, Decatur, GA 30034

Phone: 770-808-3714

Vendor ID# 35603

Quarterly Scores (Grades)

Q1: 98.03 (A+)

Q2: 84.60 (B)

Q3: 88.71 (B+)

Q4: N/A

Current Quarter Score (Grade)

88.71%

(B+)

Program Census Information:

# Children in Care During Quarter: 8

# Placements During Quarter: 8

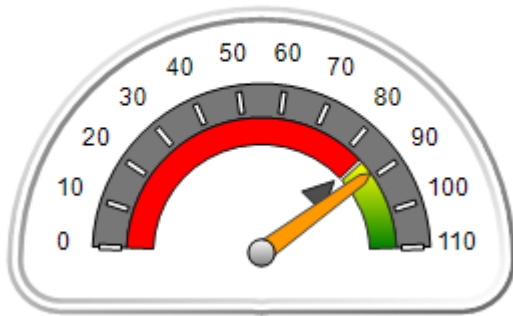
# Children in Care On Last Day: 7

### Quarterly Provider Comparisons to All CCIs

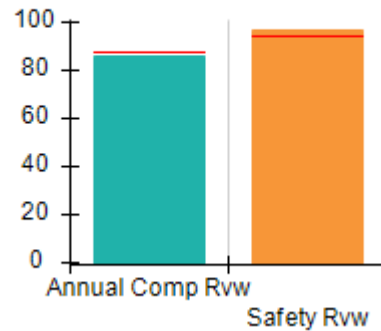


indicates average for all CCIs

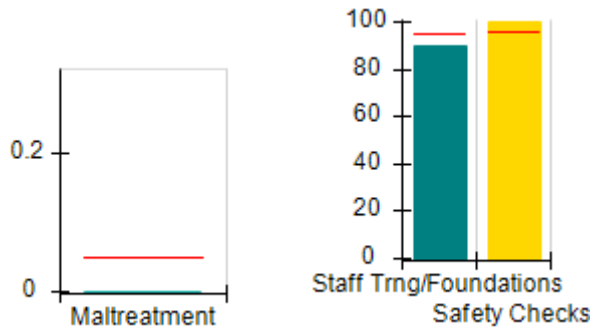
Overall Score (%)



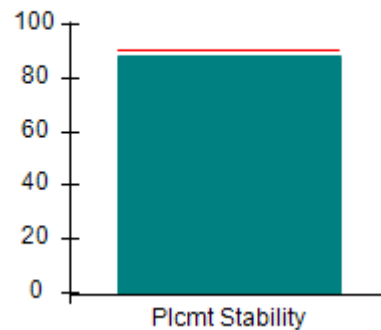
OPM Monitoring Reviews (%)



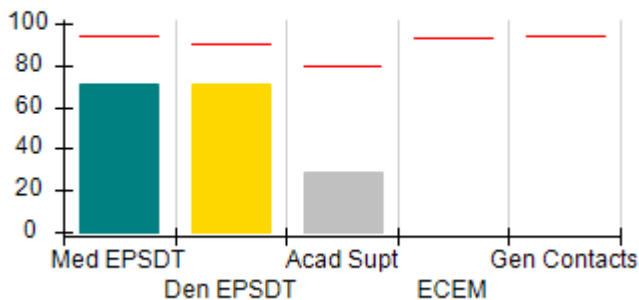
Safety Outcomes (%)



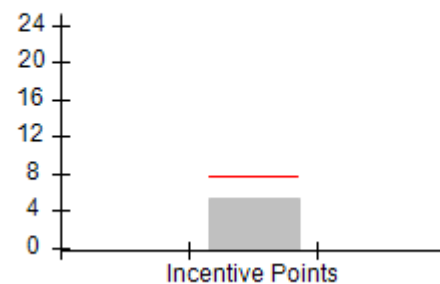
Permanency Outcomes (%)



Well-Being Outcomes (%)



Incentives Earned (Points)





DHS, DFCS, Office of Provider Management  
**Performance-Based Placement Measures**  
**RBWO Provider GA+SCORECARD - CCI**  
 Report Quarter: Q3 FY2018



**Provider/Program Name: Turning Point Homes - Francois Cottage (829) - CCI**

<b>3392 Wesley Chapel Rd, Decatur, GA 30034</b>  <b>Phone: 770-808-3714</b>  <b>Vendor ID# 35603</b>	<b>Quarterly Scores (Grades)</b>		<b>Current Quarter Score (Grade)</b>
	<b>Q1: 98.03 (A+)</b>	<b>Q2: 84.60 (B)</b>	<b>88.71%</b> <b>(B+)</b>
	<b>Q3: 88.71 (B+)</b>	<b>Q4: N/A</b>	

Program Census Information:	# Children in Care During Quarter: 8	# Placements During Quarter: 8	# Children in Care On Last Day: 7
-----------------------------	--------------------------------------	--------------------------------	-----------------------------------

	<b>Avg Performance All CCIs (%)</b>	<b>Provider Performance (%)*</b>	<b>Possible Points (Weight)</b>	<b>Provider Points Earned</b>
--	-------------------------------------	----------------------------------	---------------------------------	-------------------------------

**OPM Monitoring Reviews**

Annual Comprehensive Reviews	87%	86%	25	21.42
Safety Reviews	94%	97%	15	14.49
<b>Monitoring Sub-Total</b>			<b>40</b>	<b>35.91</b>

**CCI Safety Outcomes**

Incidence of Maltreatment	0.05%	No Substantiated Reports	10	10.00
Staff Training/Foundations	95%	90%	5	4.50
Staff Safety Checks	95%	100%	5	5.00
<b>Safety Sub-Total</b>			<b>20</b>	<b>19.50</b>

**CCI Permanency Outcomes**

Placement Stability	90%	88%	15	13.20
<b>Permanency Sub-Total</b>			<b>15</b>	<b>13.20</b>

**CCI Well-Being Outcomes**

EPSDT Medical Visits	94%	71%	9.1	6.45
EPSDT Dental Visits	90%	71%	9.1	6.45
Academic Supports	79%	29%	6.8	1.97
Provider ECEM Visits	93%	Not Eligible	N/A	
Provider General Contacts	93%	Not Eligible	N/A	
Placements with Siblings	38%	Not Eligible	Not Scored	Not Scored
Placements within Legal County	16%	100%	Not Scored	Not Scored
<b>Well-Being Sub-Total</b>			<b>25</b>	<b>14.87</b>

\*Performance calculation descriptions can be found in the FY 2018 RBWO PBP Measurements and Standards Guide.

<b>Monitoring &amp; Outcomes: Possible Points = 100</b>	<b>Points Earned = 83.47</b>
<b>Score Before Incentives Credit</b>	<b>83.47%</b>
<b>Incentives Awarded</b>	<b>5.24 pts</b>
<b>PBP Verification</b>	<b>N/A pts</b>
<b>Total Score</b>	<b>88.71%</b>



DHS, DFCS, Office of Provider Management  
**Performance-Based Placement Measures**  
**RBWO Provider GA+SCORECARD - CCI**  
Report Quarter: Q3 FY2018



**Provider/Program Name: Turning Point Homes - Francois Cottage (829) - CCI**

Program Census Information:		# Children in Care During Quarter: 8	# Placements During Quarter: 8	# Children in Care On Last Day: 7
CCI Incentive Credits	Avg Performance All CCIs (Points)	Provider Performance (%)*	Possible Points (Weight)	Provider Points Earned
Early EPSDT Medical Visits		0%	2	0.00
Early EPSDT Dental Visits		33%	2	0.66
Permanency Contacts		0%	5	0.00
Additional Academic Supports		29%	2	0.58
Active Agency Accreditation		0%	4	0.00
Staff Clinical Licensure		0%	5	0.00
Behavior Management (threshold = 0)		100%	4	4.00
<b>Incentives Total</b>	<b>7.65</b>		<b>24</b>	<b>5.24</b>
Maximum total combined incentive credit allowed is 10 points.			<b>Incentives Awarded</b>	<b>5.24</b>

\*Performance calculation descriptions can be found in the FY 2018 RBWO PBP Measurements and Standards Guide.

**Child Protective Services Investigations and Dispositions**

The following investigations data, which is not used for scoring but is considered significant to a provider's performance, is from Georgia SHINES and is not considered final or complete until the end of the fiscal year.

Total Reports:	0	
Number Screened In:	0	
Number Screened Out:	0	
Number Substantiated:	0	
Number Unsubstantiated:	0	
Number Active CPS Investigations:	0	



DHS, DFCS, Office of Provider Management

## Performance-Based Placement Measures

### RBWO Provider GA+SCORECARD - CCI

Report Quarter: Q3 FY2018



**Provider/Program Name: Turning Point Homes - Joshua Cottage I (830) - CCI**

672 Kenilworth Circle, Stone Mountain, GA 30083

Phone: 770-808-3714

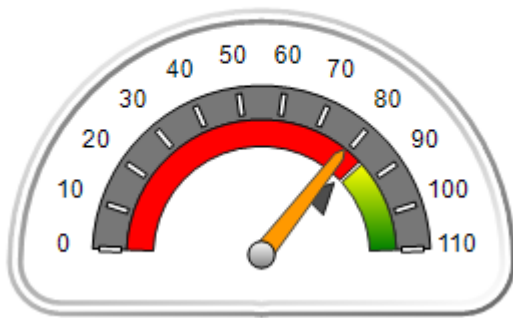
Vendor ID# 35602

	Quarterly Scores (Grades)		Current Quarter Score (Grade)
	Q1: 94.97 (A)	Q2: 83.57 (B-)	78.93% (C+)
	Q3: 78.93 (C+)	Q4: N/A	
Program Census Information:	# Children in Care During Quarter: 9	# Placements During Quarter: 9	# Children in Care On Last Day: 3

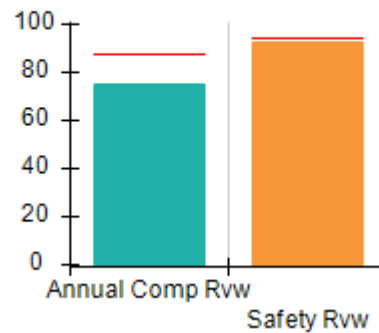
### Quarterly Provider Comparisons to All CCIs

▼ — indicates average for all CCIs

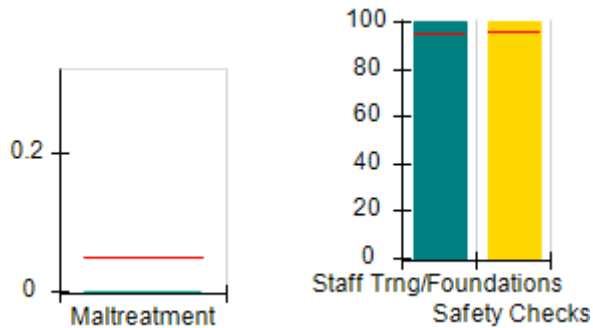
Overall Score (%)



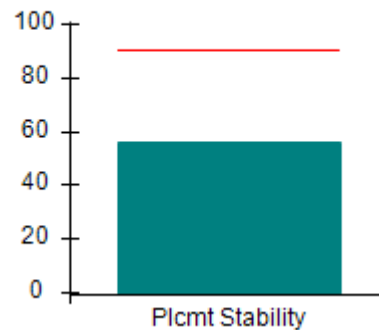
OPM Monitoring Reviews (%)



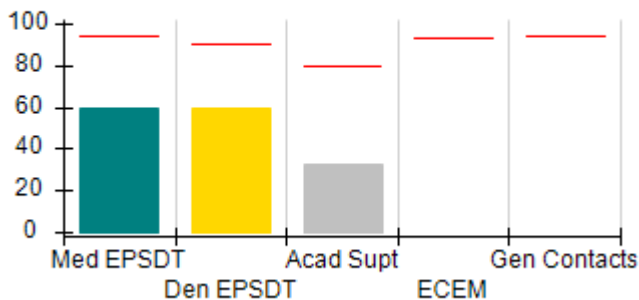
Safety Outcomes (%)



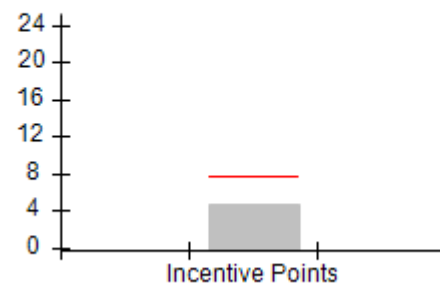
Permanency Outcomes (%)



Well-Being Outcomes (%)



Incentives Earned (Points)





DHS, DFCS, Office of Provider Management  
**Performance-Based Placement Measures**  
**RBWO Provider GA+SCORECARD - CCI**  
**Report Quarter: Q3 FY2018**



**Provider/Program Name: Turning Point Homes - Joshua Cottage I (830) - CCI**

<b>672 Kenilworth Circle, Stone Mountain, GA 30083</b>  <b>Phone: 770-808-3714</b>  <b>Vendor ID# 35602</b>	<b>Quarterly Scores (Grades)</b>		<b>Current Quarter Score (Grade)</b>
	<b>Q1: 94.97 (A)</b>	<b>Q2: 83.57 (B-)</b>	<b>78.93%</b> <b>(C+)</b>
	<b>Q3: 78.93 (C+)</b>	<b>Q4: N/A</b>	

Program Census Information:	# Children in Care During Quarter: 9	# Placements During Quarter: 9	# Children in Care On Last Day: 3
-----------------------------	--------------------------------------	--------------------------------	-----------------------------------

	<b>Avg Performance All CCIs (%)</b>	<b>Provider Performance (%)*</b>	<b>Possible Points (Weight)</b>	<b>Provider Points Earned</b>
--	-------------------------------------	----------------------------------	---------------------------------	-------------------------------

**OPM Monitoring Reviews**

Annual Comprehensive Reviews	87%	75%	25	18.86
Safety Reviews	94%	92%	15	13.86
<b>Monitoring Sub-Total</b>			<b>40</b>	<b>32.72</b>

**CCI Safety Outcomes**

Incidence of Maltreatment	0.05%	No Substantiated Reports	10	10.00
Staff Training/Foundations	95%	100%	5	5.00
Staff Safety Checks	95%	100%	5	5.00
<b>Safety Sub-Total</b>			<b>20</b>	<b>20.00</b>

**CCI Permanency Outcomes**

Placement Stability	90%	56%	15	8.40
<b>Permanency Sub-Total</b>			<b>15</b>	<b>8.40</b>

**CCI Well-Being Outcomes**

EPSDT Medical Visits	94%	60%	9.1	5.45
EPSDT Dental Visits	90%	60%	9.1	5.45
Academic Supports	79%	33%	6.8	2.25
Provider ECEM Visits	93%	Not Eligible	N/A	
Provider General Contacts	93%	Not Eligible	N/A	
Placements with Siblings	38%	Not Eligible	Not Scored	Not Scored
Placements within Legal County	16%	0%	Not Scored	Not Scored
<b>Well-Being Sub-Total</b>			<b>25</b>	<b>13.14</b>

\*Performance calculation descriptions can be found in the FY 2018 RBWO PBP Measurements and Standards Guide.

<b>Monitoring &amp; Outcomes: Possible Points = 100</b>	<b>Points Earned = 74.27</b>
<b>Score Before Incentives Credit</b>	<b>74.27%</b>
<b>Incentives Awarded</b>	<b>4.66 pts</b>
<b>PBP Verification</b>	<b>N/A pts</b>
<b>Total Score</b>	<b>78.93%</b>



DHS, DFCS, Office of Provider Management  
**Performance-Based Placement Measures**  
**RBWO Provider GA+SCORECARD - CCI**  
Report Quarter: Q3 FY2018



**Provider/Program Name: Turning Point Homes - Joshua Cottage I (830) - CCI**

Program Census Information:		# Children in Care During Quarter: 9	# Placements During Quarter: 9	# Children in Care On Last Day: 3
CCI Incentive Credits	Avg Performance All CCIs (Points)	Provider Performance (%)*	Possible Points (Weight)	Provider Points Earned
Early EPSDT Medical Visits		0%	2	0.00
Early EPSDT Dental Visits		0%	2	0.00
Permanency Contacts		0%	5	0.00
Additional Academic Supports		33%	2	0.66
Active Agency Accreditation		0%	4	0.00
Staff Clinical Licensure		0%	5	0.00
Behavior Management (threshold = 0)		100%	4	4.00
<b>Incentives Total</b>	<b>7.65</b>		<b>24</b>	<b>4.66</b>
Maximum total combined incentive credit allowed is 10 points.			<b>Incentives Awarded</b>	<b>4.66</b>

\*Performance calculation descriptions can be found in the FY 2018 RBWO PBP Measurements and Standards Guide.

**Child Protective Services Investigations and Dispositions**

The following investigations data, which is not used for scoring but is considered significant to a provider's performance, is from Georgia SHINES and is not considered final or complete until the end of the fiscal year.

Total Reports:	0	
Number Screened In:	0	
Number Screened Out:	0	
Number Substantiated:	0	
Number Unsubstantiated:	1	
Number Active CPS Investigations:	-1	





DHS, DFCS, Office of Provider Management  
**Performance-Based Placement Measures**  
**RBWO Provider GA+SCORECARD - CCI**  
Report Quarter: Q3 FY2018



**Provider/Program Name: Turning Point Homes - Turning Point Cottage (833) - CCI**

3396 Wesley Chapel Rd, Decatur, GA 30034

Phone: 770-808-3714

Vendor ID# 35604

**Quarterly Scores (Grades)**

Q1: 102.07 (A+)

Q2: 87.27 (B+)

Q3: 88.21 (B+)

Q4: N/A

**Current Quarter Score (Grade)**

**88.21%**

**(B+)**

Program Census Information:

# Children in Care During  
Quarter: 7

# Placements During  
Quarter: 7

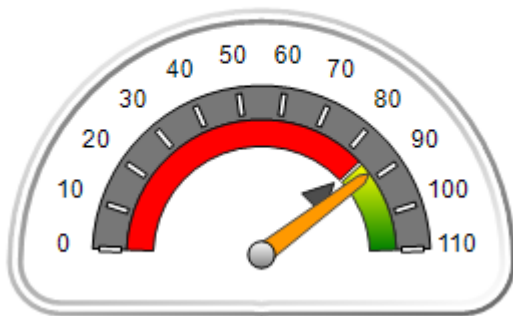
# Children in Care On Last  
Day: 5

**Quarterly Provider Comparisons to All CCIs**

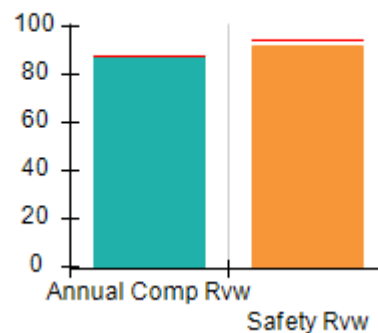


indicates average for all CCIs

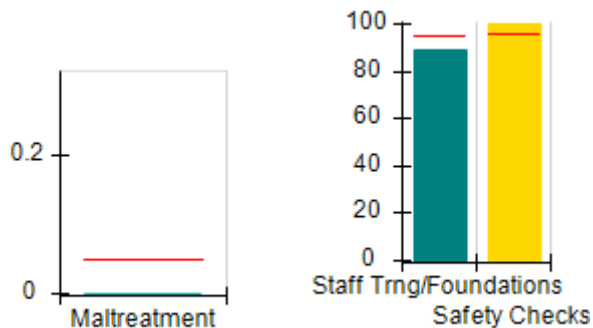
**Overall Score (%)**



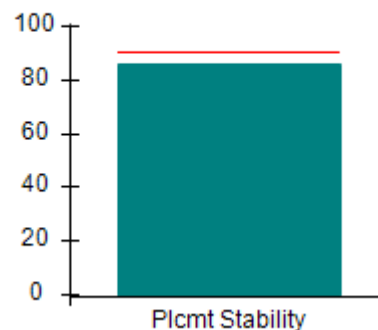
**OPM Monitoring Reviews (%)**



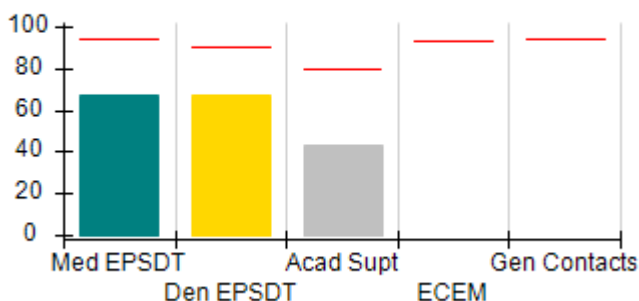
**Safety Outcomes (%)**



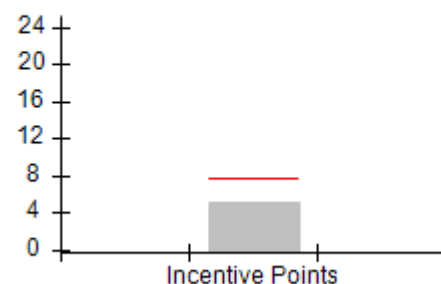
**Permanency Outcomes (%)**



**Well-Being Outcomes (%)**



**Incentives Earned (Points)**





DHS, DFCS, Office of Provider Management  
**Performance-Based Placement Measures**  
**RBWO Provider GA+SCORECARD - CCI**  
 Report Quarter: Q3 FY2018



Provider/Program Name: Turning Point Homes - Turning Point Cottage (833) - CCI				
3396 Wesley Chapel Rd, Decatur, GA 30034 Phone: 770-808-3714 Vendor ID# 35604		Quarterly Scores (Grades)		Current Quarter Score (Grade)
		Q1: 102.07 (A+)	Q2: 87.27 (B+)	<b>88.21%</b> <b>(B+)</b>
		Q3: 88.21 (B+)	Q4: N/A	
Program Census Information:		# Children in Care During Quarter: 7	# Placements During Quarter: 7	# Children in Care On Last Day: 5
	Avg Performance All CCIs (%)	Provider Performance (%)*	Possible Points (Weight)	Provider Points Earned
<b>OPM Monitoring Reviews</b>				
Annual Comprehensive Reviews	87%	87%	25	21.87
Safety Reviews	94%	92%	15	13.77
<b>Monitoring Sub-Total</b>			<b>40</b>	<b>35.64</b>
<b>CCI Safety Outcomes</b>				
Incidence of Maltreatment	0.05%	No Substantiated Reports	10	10.00
Staff Training/Foundations	95%	89%	5	4.45
Staff Safety Checks	95%	100%	5	5.00
<b>Safety Sub-Total</b>			<b>20</b>	<b>19.45</b>
<b>CCI Permanency Outcomes</b>				
Placement Stability	90%	86%	15	12.90
<b>Permanency Sub-Total</b>			<b>15</b>	<b>12.90</b>
<b>CCI Well-Being Outcomes</b>				
EPSDT Medical Visits	94%	67%	9.1	6.08
EPSDT Dental Visits	90%	67%	9.1	6.08
Academic Supports	79%	43%	6.8	2.93
Provider ECEM Visits	93%	Not Eligible	N/A	
Provider General Contacts	93%	Not Eligible	N/A	
Placements with Siblings	38%	Not Eligible	Not Scored	Not Scored
Placements within Legal County	16%	50%	Not Scored	Not Scored
<b>Well-Being Sub-Total</b>			<b>25</b>	<b>15.10</b>
*Performance calculation descriptions can be found in the FY 2018 RBWO PBP Measurements and Standards Guide.				

<b>Monitoring &amp; Outcomes: Possible Points = 100</b>	<b>Points Earned = 83.09</b>
<b>Score Before Incentives Credit</b>	<b>83.09%</b>
<b>Incentives Awarded</b>	<b>5.12 pts</b>
<b>PBP Verification</b>	<b>N/A pts</b>
<b>Total Score</b>	<b>88.21%</b>



**DHS, DFCS, Office of Provider Management**  
**Performance-Based Placement Measures**  
**RBWO Provider GA+SCORECARD - CCI**  
**Report Quarter: Q3 FY2018**



**Provider/Program Name: Turning Point Homes - Turning Point Cottage (833) - CCI**

Program Census Information:		# Children in Care During Quarter: 7	# Placements During Quarter: 7	# Children in Care On Last Day: 5
CCI Incentive Credits	Avg Performance All CCIs (Points)	Provider Performance (%)*	Possible Points (Weight)	Provider Points Earned
Early EPSDT Medical Visits		0%	2	0.00
Early EPSDT Dental Visits		33%	2	0.66
Permanency Contacts		0%	5	0.00
Additional Academic Supports		23%	2	0.46
Active Agency Accreditation		0%	4	0.00
Staff Clinical Licensure		0%	5	0.00
Behavior Management (threshold = 0)		100%	4	4.00
<b>Incentives Total</b>	<b>7.65</b>		<b>24</b>	<b>5.12</b>
Maximum total combined incentive credit allowed is 10 points.			<b>Incentives Awarded</b>	<b>5.12</b>

\*Performance calculation descriptions can be found in the FY 2018 RBWO PBP Measurements and Standards Guide.

**Child Protective Services Investigations and Dispositions**

The following investigations data, which is not used for scoring but is considered significant to a provider's performance, is from Georgia SHINES and is not considered final or complete until the end of the fiscal year.

Total Reports:	1	
Number Screened In:	1	
Number Screened Out:	0	
Number Substantiated:	0	
Number Unsubstantiated:	1	
Number Active CPS Investigations:	0	



DHS, DFCS, Office of Provider Management  
**Performance-Based Placement Measures**  
**RBWO Provider GA+SCORECARD - CCI**



Report Quarter: Q3 FY2018

**Provider/Program Name: Twin Cedars Youth Services - (formerly Georgia Industrial Children's Home) (4340) - CCI**

4690 N. Mumford Rd., Macon, GA 31204

Phone: 478-474-8220

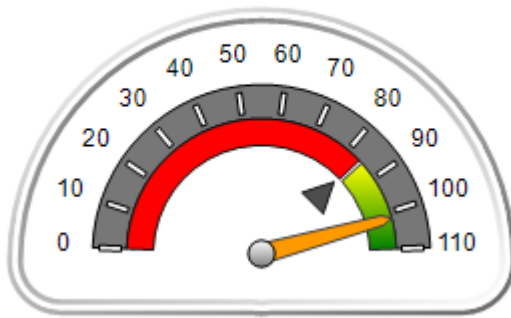
Vendor ID# 78675

4690 N. Mumford Rd., Macon, GA 31204 Phone: 478-474-8220 Vendor ID# 78675	Quarterly Scores (Grades)		Current Quarter Score (Grade)
	Q1: 97.55 (A+)	Q2: 102.36 (A+)	101.69% (A+)
	Q3: 101.69 (A+)	Q4: N/A	
Program Census Information:	# Children in Care During Quarter: 52	# Placements During Quarter: 54	# Children in Care On Last Day: 39

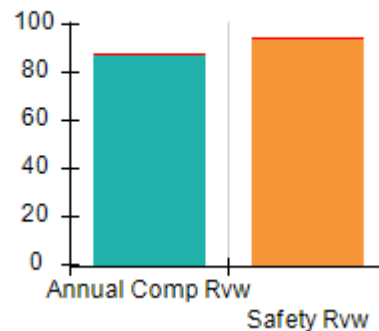
**Quarterly Provider Comparisons to All CCIs**

▼ indicates average for all CCIs

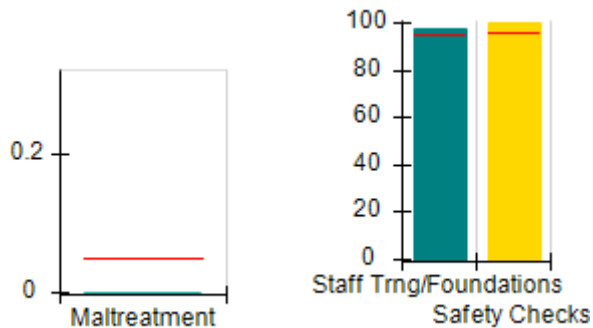
Overall Score (%)



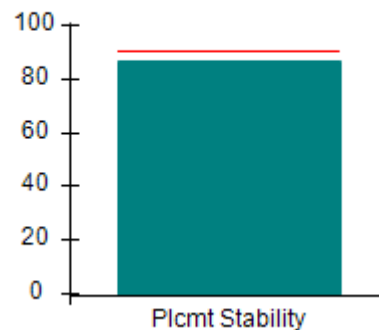
OPM Monitoring Reviews (%)



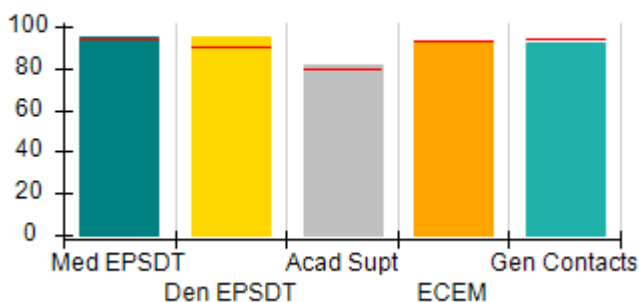
Safety Outcomes (%)



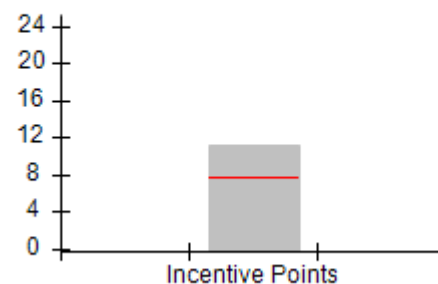
Permanency Outcomes (%)



Well-Being Outcomes (%)



Incentives Earned (Points)





## Performance-Based Placement Measures

### RBWO Provider GA+SCORECARD - CCI

Report Quarter: Q3 FY2018

<b>Provider/Program Name: Twin Cedars Youth Services - (formerly Georgia Industrial Children's Home) (4340) - CCI</b>				
<b>4690 N. Mumford Rd., Macon, GA 31204</b>		<b>Quarterly Scores (Grades)</b>		<b>Current Quarter Score (Grade)</b>
<b>Phone: 478-474-8220</b>		<b>Q1: 97.55 (A+)</b>	<b>Q2: 102.36 (A+)</b>	<b>101.69% (A+)</b>
<b>Vendor ID# 78675</b>		<b>Q3: 101.69 (A+)</b>	<b>Q4: N/A</b>	
Program Census Information:		# Children in Care During Quarter: 52	# Placements During Quarter: 54	# Children in Care On Last Day: 39
	<b>Avg Performance All CCIs (%)</b>	<b>Provider Performance (%)*</b>	<b>Possible Points (Weight)</b>	<b>Provider Points Earned</b>
<b>OPM Monitoring Reviews</b>				
Annual Comprehensive Reviews	87%	87%	25	21.81
Safety Reviews	94%	93%	15	13.97
<b>Monitoring Sub-Total</b>			<b>40</b>	<b>35.78</b>
<b>CCI Safety Outcomes</b>				
Incidence of Maltreatment	0.05%	No Substantiated Reports	10	10.00
Staff Training/Foundations	95%	97%	5	4.85
Staff Safety Checks	95%	100%	5	5.00
<b>Safety Sub-Total</b>			<b>20</b>	<b>19.85</b>
<b>CCI Permanency Outcomes</b>				
Placement Stability	90%	87%	15	13.05
<b>Permanency Sub-Total</b>			<b>15</b>	<b>13.05</b>
<b>CCI Well-Being Outcomes</b>				
EPSDT Medical Visits	94%	95%	4	3.80
EPSDT Dental Visits	90%	95%	4	3.80
Academic Supports	79%	82%	3	2.46
Provider ECEM Visits	93%	93%	7	6.51
Provider General Contacts	93%	92%	7	6.44
Placements with Siblings	38%	15%	Not Scored	Not Scored
Placements within Legal County	16%	9%	Not Scored	Not Scored
<b>Well-Being Sub-Total</b>			<b>25</b>	<b>23.01</b>

\*Performance calculation descriptions can be found in the FY 2018 RBWO PBP Measurements and Standards Guide.

<b>Monitoring &amp; Outcomes: Possible Points = 100</b>	<b>Points Earned = 91.69</b>
<b>Score Before Incentives Credit</b>	<b>91.69%</b>
<b>Incentives Awarded</b>	<b>10.00 pts</b>
<b>PBP Verification</b>	<b>N/A pts</b>
<b>Total Score</b>	<b>101.69%</b>



DHS, DFCS, Office of Provider Management  
**Performance-Based Placement Measures**  
**RBWO Provider GA+SCORECARD - CCI**



Report Quarter: Q3 FY2018

**Provider/Program Name: Twin Cedars Youth Services - (formerly Georgia Industrial Children's Home) (4340) - CCI**

Program Census Information:		# Children in Care During Quarter: 52	# Placements During Quarter: 54	# Children in Care On Last Day: 39
CCI Incentive Credits	Avg Performance All CCIs (Points)	Provider Performance (%)*	Possible Points (Weight)	Provider Points Earned
Early EPSDT Medical Visits		75%	2	1.50
Early EPSDT Dental Visits		80%	2	1.60
Permanency Contacts		11%	5	0.55
Additional Academic Supports		51%	2	1.02
Active Agency Accreditation		50%	4	2.00
Staff Clinical Licensure		10%	5	0.50
Behavior Management (threshold = 0)		100%	4	4.00
<b>Incentives Total</b>	<b>7.65</b>		<b>24</b>	<b>11.17</b>
Maximum total combined incentive credit allowed is 10 points.			<b>Incentives Awarded</b>	<b>10.00</b>

\*Performance calculation descriptions can be found in the FY 2018 RBWO PBP Measurements and Standards Guide.

**Child Protective Services Investigations and Dispositions**

The following investigations data, which is not used for scoring but is considered significant to a provider's performance, is from Georgia SHINES and is not considered final or complete until the end of the fiscal year.

Total Reports:	5
Number Screened In:	1
Number Screened Out:	4
Number Substantiated:	0
Number Unsubstantiated:	2
Number Active CPS Investigations:	-1



DHS, DFCS, Office of Provider Management

## Performance-Based Placement Measures

### RBWO Provider GA+SCORECARD - CCI



Report Quarter: Q3 FY2018

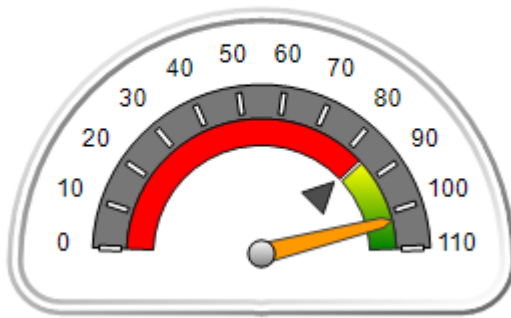
**Provider/Program Name: Twin Cedars Youth Services - Anne Elizabeth Shepherd (835) - CCI**

<b>751 Double Churches Rd., Columbus, GA 31904</b>  <b>Phone: 706-322-8984</b>  <b>Vendor ID# 35615</b>	Quarterly Scores (Grades)		Current Quarter Score (Grade)
	Q1: 86.51 (B)	Q2: 98.85 (A+)	<b>102.33%</b> <b>(A+)</b>
	Q3: 102.33 (A+)	Q4: N/A	
Program Census Information:	# Children in Care During Quarter: 12	# Placements During Quarter: 12	# Children in Care On Last Day: 10

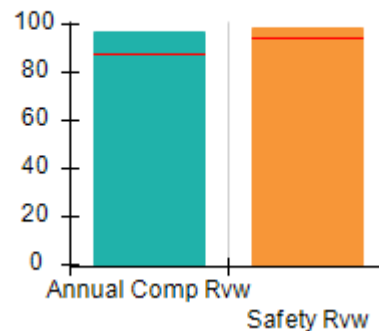
### Quarterly Provider Comparisons to All CCIs

▼ — indicates average for all CCIs

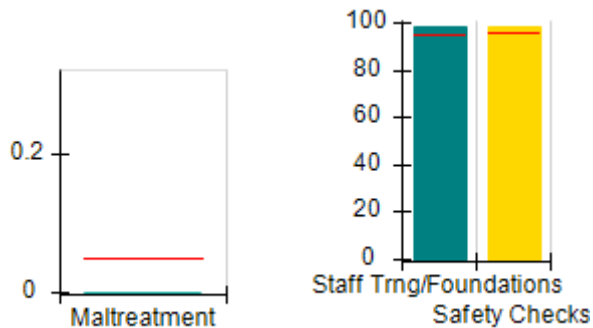
Overall Score (%)



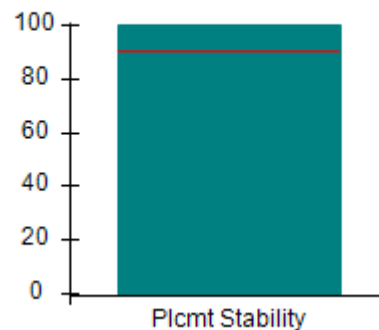
OPM Monitoring Reviews (%)



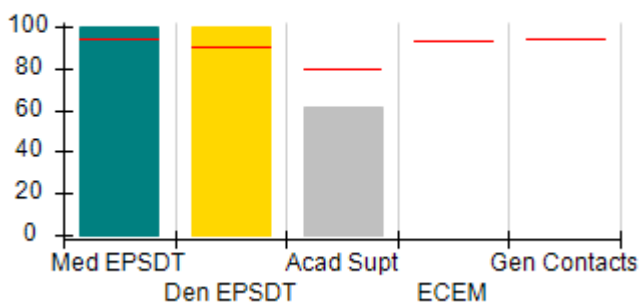
Safety Outcomes (%)



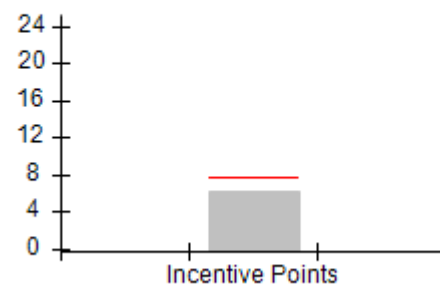
Permanency Outcomes (%)



Well-Being Outcomes (%)



Incentives Earned (Points)





# Performance-Based Placement Measures

## RBWO Provider GA+SCORECARD - CCI

Report Quarter: Q3 FY2018

**Provider/Program Name: Twin Cedars Youth Services - Anne Elizabeth Shepherd (835) - CCI**

<b>751 Double Churches Rd., Columbus, GA 31904</b>  <b>Phone: 706-322-8984</b>  <b>Vendor ID# 35615</b>	Quarterly Scores (Grades)		Current Quarter Score (Grade)
	Q1: 86.51 (B)	Q2: 98.85 (A+)	<b>102.33%</b> <b>(A+)</b>
	Q3: 102.33 (A+)	Q4: N/A	

Program Census Information:	# Children in Care During Quarter: 12	# Placements During Quarter: 12	# Children in Care On Last Day: 10
-----------------------------	---------------------------------------	---------------------------------	------------------------------------

	Avg Performance All CCIs (%)	Provider Performance (%)*	Possible Points (Weight)	Provider Points Earned
<b>OPM Monitoring Reviews</b>				
Annual Comprehensive Reviews	87%	97%	25	24.31
Safety Reviews	94%	99%	15	14.81
<b>Monitoring Sub-Total</b>			<b>40</b>	<b>39.12</b>
<b>CCI Safety Outcomes</b>				
Incidence of Maltreatment	0.05%	No Substantiated Reports	10	10.00
Staff Training/Foundations	95%	98%	5	4.90
Staff Safety Checks	95%	98%	5	4.90
<b>Safety Sub-Total</b>			<b>20</b>	<b>19.80</b>
<b>CCI Permanency Outcomes</b>				
Placement Stability	90%	100%	15	15.00
<b>Permanency Sub-Total</b>			<b>15</b>	<b>15.00</b>
<b>CCI Well-Being Outcomes</b>				
EPSDT Medical Visits	94%	100%	9.1	9.08
EPSDT Dental Visits	90%	100%	9.1	9.08
Academic Supports	79%	61%	6.8	4.15
Provider ECEM Visits	93%	Not Eligible	N/A	
Provider General Contacts	93%	Not Eligible	N/A	
Placements with Siblings	38%	0%	Not Scored	Not Scored
Placements within Legal County	16%	0%	Not Scored	Not Scored
<b>Well-Being Sub-Total</b>			<b>25</b>	<b>22.31</b>

\*Performance calculation descriptions can be found in the FY 2018 RBWO PBP Measurements and Standards Guide.

<b>Monitoring &amp; Outcomes: Possible Points = 100</b>	<b>Points Earned = 96.23</b>
<b>Score Before Incentives Credit</b>	<b>96.23%</b>
<b>Incentives Awarded</b>	<b>6.10 pts</b>
<b>PBP Verification</b>	<b>N/A pts</b>
<b>Total Score</b>	<b>102.33%</b>





DHS, DFCS, Office of Provider Management  
**Performance-Based Placement Measures**  
**RBWO Provider GA+SCORECARD - CCI**  
Report Quarter: Q3 FY2018



**Provider/Program Name: Twin Cedars Youth Services - Anne Elizabeth Shepherd (835) - CCI**

Program Census Information:		# Children in Care During Quarter: 12	# Placements During Quarter: 12	# Children in Care On Last Day: 10
CCI Incentive Credits	Avg Performance All CCIs (Points)	Provider Performance (%)*	Possible Points (Weight)	Provider Points Earned
Early EPSDT Medical Visits		100%	2	2.00
Early EPSDT Dental Visits		100%	2	2.00
Permanency Contacts		0%	5	0.00
Additional Academic Supports		5%	2	0.10
Active Agency Accreditation		50%	4	2.00
Staff Clinical Licensure		0%	5	0.00
Behavior Management (threshold = 0)		0%	4	0.00
<b>Incentives Total</b>	<b>7.65</b>		<b>24</b>	<b>6.10</b>
Maximum total combined incentive credit allowed is 10 points.			<b>Incentives Awarded</b>	<b>6.10</b>

\*Performance calculation descriptions can be found in the FY 2018 RBWO PBP Measurements and Standards Guide.

**Child Protective Services Investigations and Dispositions**

The following investigations data, which is not used for scoring but is considered significant to a provider's performance, is from Georgia SHINES and is not considered final or complete until the end of the fiscal year.

Total Reports:	1
Number Screened In:	1
Number Screened Out:	0
Number Substantiated:	0
Number Unsubstantiated:	0
Number Active CPS Investigations:	1



DHS, DFCS, Office of Provider Management  
**Performance-Based Placement Measures**  
**RBWO Provider GA+SCORECARD - CCI**  
Report Quarter: Q3 FY2018



**Provider/Program Name: Twin Cedars Youth Services - Bradfield Center (846) - CCI**

1022 East Depot St., LaGrange, GA 30240

Phone: 706-884-1717

Vendor ID# 35610

**Quarterly Scores (Grades)**

Q1: 103.57 (A+)

Q2: 103.97 (A+)

Q3: 100.51 (A+)

Q4: N/A

**Current Quarter Score (Grade)**

**100.51%**

**(A+)**

Program Census Information:

# Children in Care During  
Quarter: 18

# Placements During  
Quarter: 18

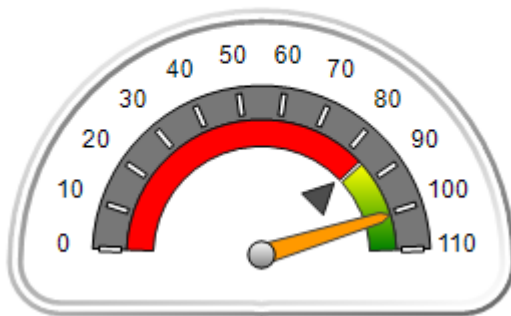
# Children in Care On Last  
Day: 13

**Quarterly Provider Comparisons to All CCIs**

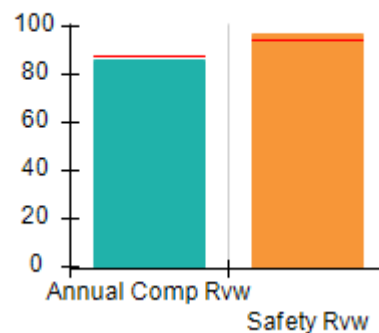


indicates average for all CCIs

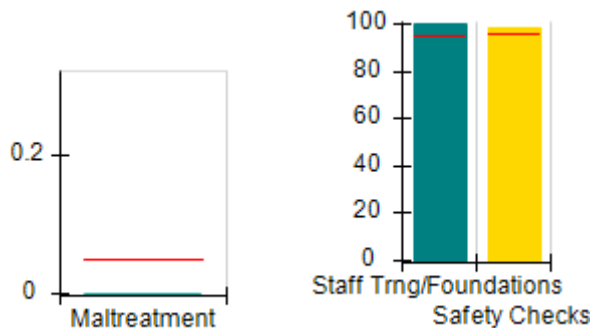
**Overall Score (%)**



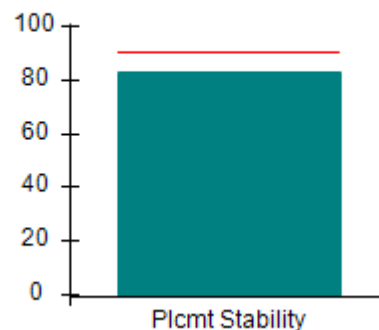
**OPM Monitoring Reviews (%)**



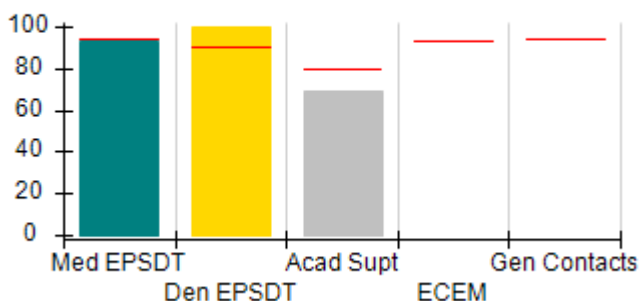
**Safety Outcomes (%)**



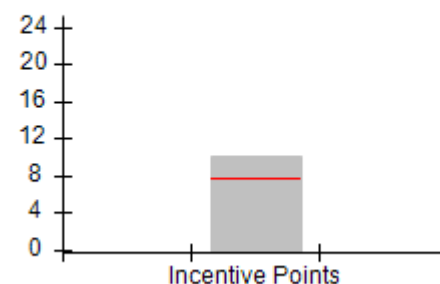
**Permanency Outcomes (%)**



**Well-Being Outcomes (%)**



**Incentives Earned (Points)**





DHS, DFCS, Office of Provider Management  
**Performance-Based Placement Measures**  
**RBWO Provider GA+SCORECARD - CCI**  
 Report Quarter: Q3 FY2018



**Provider/Program Name: Twin Cedars Youth Services - Bradfield Center (846) - CCI**

<b>1022 East Depot St., LaGrange, GA 30240</b>  <b>Phone: 706-884-1717</b>  <b>Vendor ID# 35610</b>	<b>Quarterly Scores (Grades)</b>		<b>Current Quarter Score (Grade)</b>
	<b>Q1: 103.57 (A+)</b>	<b>Q2: 103.97 (A+)</b>	<b>100.51% (A+)</b>
	<b>Q3: 100.51 (A+)</b>	<b>Q4: N/A</b>	

Program Census Information:	# Children in Care During Quarter: 18	# Placements During Quarter: 18	# Children in Care On Last Day: 13
-----------------------------	---------------------------------------	---------------------------------	------------------------------------

	<b>Avg Performance All CCIs (%)</b>	<b>Provider Performance (%)*</b>	<b>Possible Points (Weight)</b>	<b>Provider Points Earned</b>
--	-------------------------------------	----------------------------------	---------------------------------	-------------------------------

**OPM Monitoring Reviews**

Annual Comprehensive Reviews	87%	86%	25	21.46
Safety Reviews	94%	97%	15	14.48
<b>Monitoring Sub-Total</b>			<b>40</b>	<b>35.93</b>

**CCI Safety Outcomes**

Incidence of Maltreatment	0.05%	No Substantiated Reports	10	10.00
Staff Training/Foundations	95%	100%	5	5.00
Staff Safety Checks	95%	98%	5	4.90
<b>Safety Sub-Total</b>			<b>20</b>	<b>19.90</b>

**CCI Permanency Outcomes**

Placement Stability	90%	83%	15	12.45
<b>Permanency Sub-Total</b>			<b>15</b>	<b>12.45</b>

**CCI Well-Being Outcomes**

EPSDT Medical Visits	94%	93%	9.1	8.44
EPSDT Dental Visits	90%	100%	9.1	9.08
Academic Supports	79%	69%	6.8	4.70
Provider ECEM Visits	93%	Not Eligible	N/A	
Provider General Contacts	93%	Not Eligible	N/A	
Placements with Siblings	38%	50%	Not Scored	Not Scored
Placements within Legal County	16%	0%	Not Scored	Not Scored
<b>Well-Being Sub-Total</b>			<b>25</b>	<b>22.22</b>

\*Performance calculation descriptions can be found in the FY 2018 RBWO PBP Measurements and Standards Guide.

<b>Monitoring &amp; Outcomes: Possible Points = 100</b>		<b>Points Earned = 90.51</b>	
<b>Score Before Incentives Credit</b>			<b>90.51%</b>
<b>Incentives Awarded</b>			<b>10.00 pts</b>
<b>PBP Verification</b>			<b>N/A pts</b>
<b>Total Score</b>			<b>100.51%</b>



DHS, DFCS, Office of Provider Management  
**Performance-Based Placement Measures**  
**RBWO Provider GA+SCORECARD - CCI**  
Report Quarter: Q3 FY2018



**Provider/Program Name: Twin Cedars Youth Services - Bradfield Center (846) - CCI**

Program Census Information:		# Children in Care During Quarter: 18	# Placements During Quarter: 18	# Children in Care On Last Day: 13
CCI Incentive Credits	Avg Performance All CCIs (Points)	Provider Performance (%)*	Possible Points (Weight)	Provider Points Earned
Early EPSDT Medical Visits		0%	2	0.00
Early EPSDT Dental Visits		100%	2	2.00
Permanency Contacts		0%	5	0.00
Additional Academic Supports		0%	2	0.00
Active Agency Accreditation		100%	4	4.00
Staff Clinical Licensure		0%	5	0.00
Behavior Management (threshold = 0)		100%	4	4.00
<b>Incentives Total</b>	<b>7.65</b>		<b>24</b>	<b>10.00</b>
Maximum total combined incentive credit allowed is 10 points.			<b>Incentives Awarded</b>	<b>10.00</b>

\*Performance calculation descriptions can be found in the FY 2018 RBWO PBP Measurements and Standards Guide.

**Child Protective Services Investigations and Dispositions**

The following investigations data, which is not used for scoring but is considered significant to a provider's performance, is from Georgia SHINES and is not considered final or complete until the end of the fiscal year.

Total Reports:	0	
Number Screened In:	0	
Number Screened Out:	0	
Number Substantiated:	0	
Number Unsubstantiated:	0	
Number Active CPS Investigations:	0	



**DHS, DFCS, Office of Provider Management**  
**Performance-Based Placement Measures**  
**RBWO Provider GA+SCORECARD - CCI**  
**Report Quarter: Q3 FY2018**



**Provider/Program Name: Twin Cedars Youth Services - Connections (837) - CCI**

**1055 E. Depot Street, LaGrange, GA 30240**

**Phone: 706-884-1717**

**Vendor ID# 35609**

**Quarterly Scores (Grades)**

**Current Quarter Score (Grade)**

**Q1: 95.91 (A)**

**Q2: 92.13 (A-)**

**90.45%**

**Q3: 90.45 (A-)**

**Q4: N/A**

**(A-)**

**Program Census Information:**

**# Children in Care During Quarter: 8**

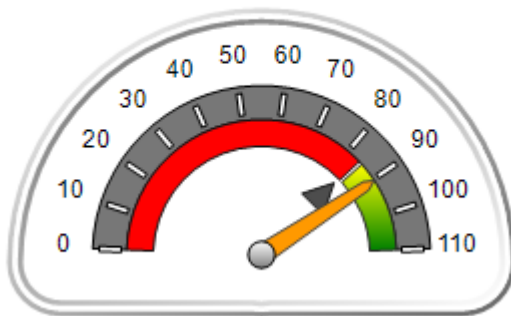
**# Placements During Quarter: 8**

**# Children in Care On Last Day: 8**

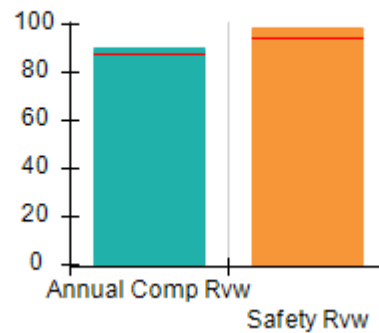
**Quarterly Provider Comparisons to All CCIs**

▼ — indicates average for all CCIs

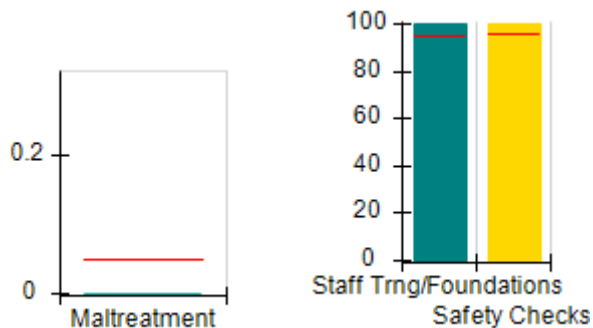
**Overall Score (%)**



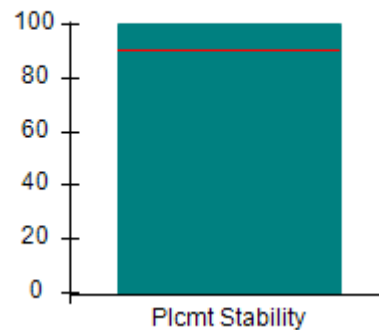
**OPM Monitoring Reviews (%)**



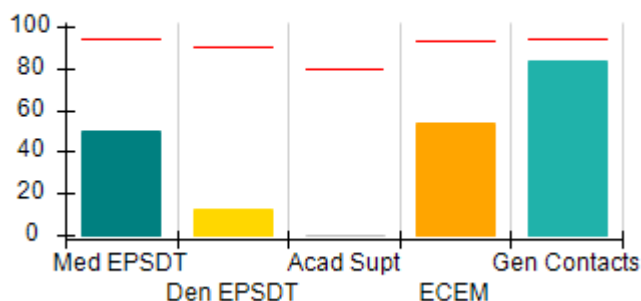
**Safety Outcomes (%)**



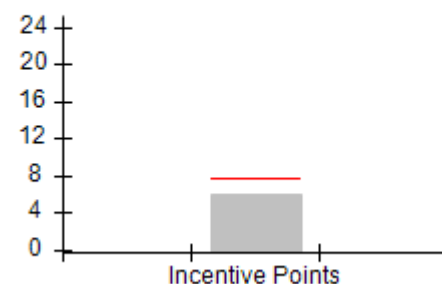
**Permanency Outcomes (%)**



**Well-Being Outcomes (%)**



**Incentives Earned (Points)**





DHS, DFCS, Office of Provider Management  
**Performance-Based Placement Measures**  
**RBWO Provider GA+SCORECARD - CCI**  
**Report Quarter: Q3 FY2018**



**Provider/Program Name: Twin Cedars Youth Services - Connections (837) - CCI**

<b>1055 E. Depot Street, LaGrange, GA 30240</b>  <b>Phone: 706-884-1717</b>  <b>Vendor ID# 35609</b>	<b>Quarterly Scores (Grades)</b>		<b>Current Quarter Score (Grade)</b>
	<b>Q1: 95.91 (A)</b>	<b>Q2: 92.13 (A-)</b>	<b>90.45%</b> <b>(A-)</b>
	<b>Q3: 90.45 (A-)</b>	<b>Q4: N/A</b>	

Program Census Information:	# Children in Care During Quarter: 8	# Placements During Quarter: 8	# Children in Care On Last Day: 8
-----------------------------	--------------------------------------	--------------------------------	-----------------------------------

	<b>Avg Performance All CCIs (%)</b>	<b>Provider Performance (%)*</b>	<b>Possible Points (Weight)</b>	<b>Provider Points Earned</b>
--	-------------------------------------	----------------------------------	---------------------------------	-------------------------------

**OPM Monitoring Reviews**

Annual Comprehensive Reviews	87%	90%	25	22.51
Safety Reviews	94%	99%	15	14.83
<b>Monitoring Sub-Total</b>			<b>40</b>	<b>37.34</b>

**CCI Safety Outcomes**

Incidence of Maltreatment	0.05%	No Substantiated Reports	10	10.00
Staff Training/Foundations	95%	100%	5	5.00
Staff Safety Checks	95%	100%	5	5.00
<b>Safety Sub-Total</b>			<b>20</b>	<b>20.00</b>

**CCI Permanency Outcomes**

Placement Stability	90%	100%	15	15.00
<b>Permanency Sub-Total</b>			<b>15</b>	<b>15.00</b>

**CCI Well-Being Outcomes**

EPSDT Medical Visits	94%	50%	4	2.00
EPSDT Dental Visits	90%	13%	4	0.52
Academic Supports	79%	0%	3	0.00
Provider ECEM Visits	93%	54%	7	3.78
Provider General Contacts	93%	83%	7	5.81
Placements with Siblings	38%	50%	Not Scored	Not Scored
Placements within Legal County	16%	Not Eligible	Not Scored	Not Scored
<b>Well-Being Sub-Total</b>			<b>25</b>	<b>12.11</b>

\*Performance calculation descriptions can be found in the FY 2018 RBWO PBP Measurements and Standards Guide.

<b>Monitoring &amp; Outcomes: Possible Points = 100</b>	<b>Points Earned = 84.45</b>
<b>Score Before Incentives Credit</b>	<b>84.45%</b>
<b>Incentives Awarded</b>	<b>6.00 pts</b>
<b>PBP Verification</b>	<b>N/A pts</b>
<b>Total Score</b>	<b>90.45%</b>



DHS, DFCS, Office of Provider Management  
**Performance-Based Placement Measures**  
**RBWO Provider GA+SCORECARD - CCI**  
Report Quarter: Q3 FY2018



**Provider/Program Name: Twin Cedars Youth Services - Connections (837) - CCI**

Program Census Information:		# Children in Care During Quarter: 8	# Placements During Quarter: 8	# Children in Care On Last Day: 8
CCI Incentive Credits	Avg Performance All CCIs (Points)	Provider Performance (%)*	Possible Points (Weight)	Provider Points Earned
Early EPSDT Medical Visits		0%	2	0.00
Early EPSDT Dental Visits		0%	2	0.00
Permanency Contacts		0%	5	0.00
Additional Academic Supports		0%	2	0.00
Active Agency Accreditation		50%	4	2.00
Staff Clinical Licensure		0%	5	0.00
Behavior Management (threshold = 0)		100%	4	4.00
<b>Incentives Total</b>	<b>7.65</b>		<b>24</b>	<b>6.00</b>
Maximum total combined incentive credit allowed is 10 points.			<b>Incentives Awarded</b>	<b>6.00</b>

\*Performance calculation descriptions can be found in the FY 2018 RBWO PBP Measurements and Standards Guide.

**Child Protective Services Investigations and Dispositions**

The following investigations data, which is not used for scoring but is considered significant to a provider's performance, is from Georgia SHINES and is not considered final or complete until the end of the fiscal year.

Total Reports:	0	
Number Screened In:	0	
Number Screened Out:	0	
Number Substantiated:	0	
Number Unsubstantiated:	0	
Number Active CPS Investigations:	0	

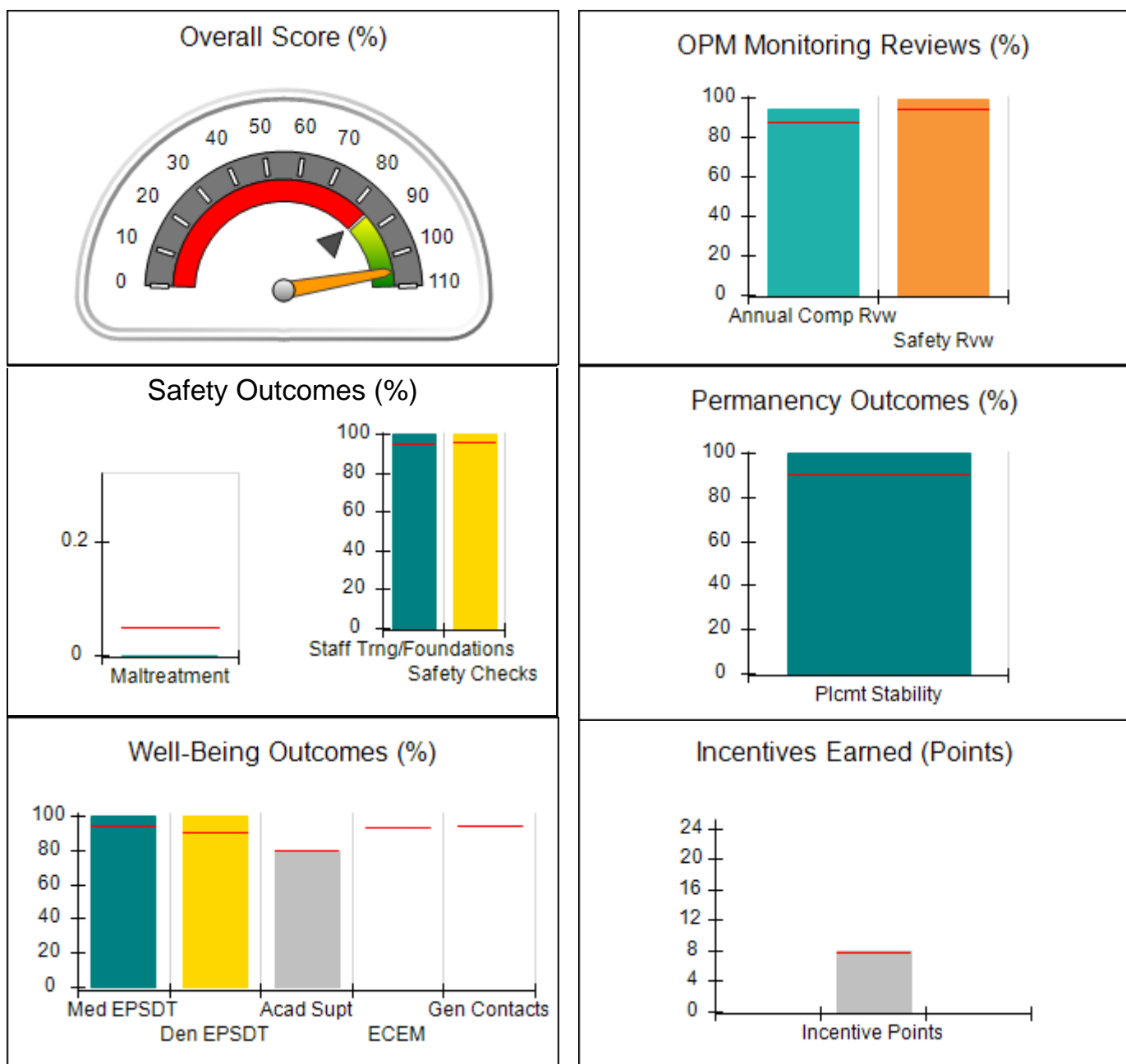


**DHS, DFCS, Office of Provider Management**  
**Performance-Based Placement Measures**  
**RBWO Provider GA+SCORECARD - CCI**  
**Report Quarter: Q3 FY2018**



<b>Provider/Program Name: Twin Cedars Youth Services - Reality House (841) - CCI</b>			
<b>907 Double Churches Rd., Columbus, GA 31904</b>  <b>Phone: 706-322-8984</b>  <b>Vendor ID# 35621</b>	<b>Quarterly Scores (Grades)</b>		<b>Current Quarter Score (Grade)</b>
	<b>Q1: 88.07 (B+)</b>	<b>Q2: 95.45 (A)</b>	<b>105.03%</b>
	<b>Q3: 105.03 (A+)</b>	<b>Q4: N/A</b>	<b>(A+)</b>
Program Census Information:	# Children in Care During Quarter: 2	# Placements During Quarter: 2	# Children in Care On Last Day: 2
<b>Quarterly Provider Comparisons to All CCIs</b>			

▼ — indicates average for all CCIs







DHS, DFCS, Office of Provider Management  
**Performance-Based Placement Measures**  
**RBWO Provider GA+SCORECARD - CCI**  
 Report Quarter: Q3 FY2018



Provider/Program Name: Twin Cedars Youth Services - Reality House (841) - CCI				
907 Double Churches Rd., Columbus, GA 31904 Phone: 706-322-8984 Vendor ID# 35621		Quarterly Scores (Grades)		Current Quarter Score (Grade)
		Q1: 88.07 (B+)	Q2: 95.45 (A)	<b>105.03%</b> <b>(A+)</b>
		Q3: 105.03 (A+)	Q4: N/A	
Program Census Information:		# Children in Care During Quarter: 2	# Placements During Quarter: 2	# Children in Care On Last Day: 2
	Avg Performance All CCIs (%)	Provider Performance (%)*	Possible Points (Weight)	Provider Points Earned
<b>OPM Monitoring Reviews</b>				
Annual Comprehensive Reviews	87%	94%	25	23.57
Safety Reviews	94%	99%	15	14.86
<b>Monitoring Sub-Total</b>			<b>40</b>	<b>38.43</b>
<b>CCI Safety Outcomes</b>				
Incidence of Maltreatment	0.05%	No Substantiated Reports	10	10.00
Staff Training/Foundations	95%	100%	5	5.00
Staff Safety Checks	95%	100%	5	5.00
<b>Safety Sub-Total</b>			<b>20</b>	<b>20.00</b>
<b>CCI Permanency Outcomes</b>				
Placement Stability	90%	100%	15	15.00
<b>Permanency Sub-Total</b>			<b>15</b>	<b>15.00</b>
<b>CCI Well-Being Outcomes</b>				
EPSDT Medical Visits	94%	100%	9.1	9.08
EPSDT Dental Visits	90%	100%	9.1	9.08
Academic Supports	79%	80%	6.8	5.45
Provider ECEM Visits	93%	Not Eligible	N/A	
Provider General Contacts	93%	Not Eligible	N/A	
Placements with Siblings	38%	Not Eligible	Not Scored	Not Scored
Placements within Legal County	16%	0%	Not Scored	Not Scored
<b>Well-Being Sub-Total</b>			<b>25</b>	<b>23.61</b>
*Performance calculation descriptions can be found in the FY 2018 RBWO PBP Measurements and Standards Guide.				

<b>Monitoring &amp; Outcomes: Possible Points = 100</b>	<b>Points Earned = 97.03</b>
<b>Score Before Incentives Credit</b>	<b>97.03%</b>
<b>Incentives Awarded</b>	<b>8.00 pts</b>
<b>PBP Verification</b>	<b>N/A pts</b>
<b>Total Score</b>	<b>105.03%</b>



DHS, DFCS, Office of Provider Management  
**Performance-Based Placement Measures**  
**RBWO Provider GA+SCORECARD - CCI**  
Report Quarter: Q3 FY2018



**Provider/Program Name: Twin Cedars Youth Services - Reality House (841) - CCI**

Program Census Information:		# Children in Care During Quarter: 2	# Placements During Quarter: 2	# Children in Care On Last Day: 2
CCI Incentive Credits	Avg Performance All CCIs (Points)	Provider Performance (%)*	Possible Points (Weight)	Provider Points Earned
Early EPSDT Medical Visits		100%	2	2.00
Early EPSDT Dental Visits		Not Eligible	2	
Permanency Contacts		0%	5	0.00
Additional Academic Supports		0%	2	0.00
Active Agency Accreditation		50%	4	2.00
Staff Clinical Licensure		0%	5	0.00
Behavior Management (threshold = 0)		100%	4	4.00
<b>Incentives Total</b>	<b>7.65</b>		<b>24</b>	<b>8.00</b>
Maximum total combined incentive credit allowed is 10 points.			<b>Incentives Awarded</b>	<b>8.00</b>

\*Performance calculation descriptions can be found in the FY 2018 RBWO PBP Measurements and Standards Guide.

**Child Protective Services Investigations and Dispositions**

The following investigations data, which is not used for scoring but is considered significant to a provider's performance, is from Georgia SHINES and is not considered final or complete until the end of the fiscal year.

Total Reports:	0	
Number Screened In:	0	
Number Screened Out:	0	
Number Substantiated:	0	
Number Unsubstantiated:	0	
Number Active CPS Investigations:	0	



DHS, DFCS, Office of Provider Management  
**Performance-Based Placement Measures**  
**RBWO Provider GA+SCORECARD - CCI**  
Report Quarter: Q3 FY2018



**Provider/Program Name: Vanessa's Place - (5162) - CCI**

655 Post Road Drive, Stone Mountain, GA  
30088

Phone: 404-234-8512

Vendor ID# 46470

**Quarterly Scores (Grades)**

Q1: 86.09 (B)

Q2: 101.08 (A+)

Q3: 97.11 (A+)

Q4: N/A

**Current Quarter Score (Grade)**

**97.11%**

**(A+)**

Program Census Information:

# Children in Care During  
Quarter: 9

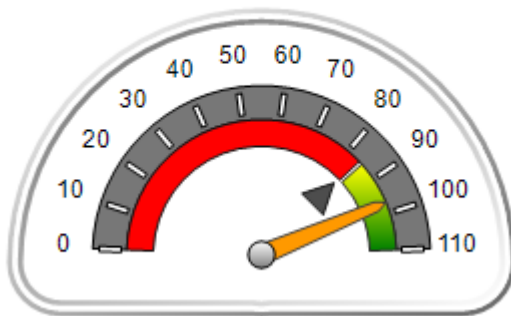
# Placements During  
Quarter: 9

# Children in Care On Last  
Day: 3

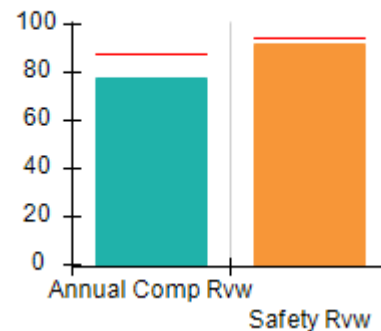
**Quarterly Provider Comparisons to All CCIs**

▼ indicates average for all CCIs

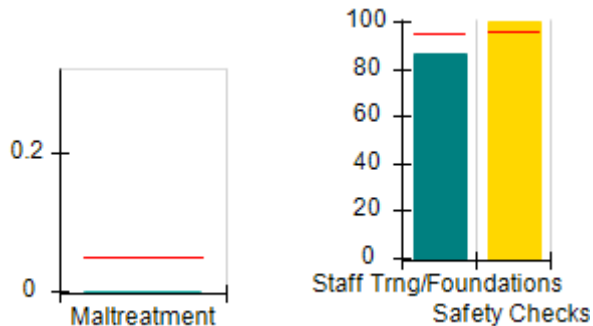
**Overall Score (%)**



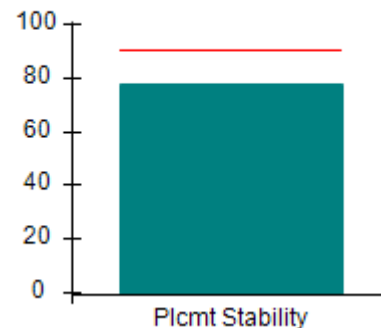
**OPM Monitoring Reviews (%)**



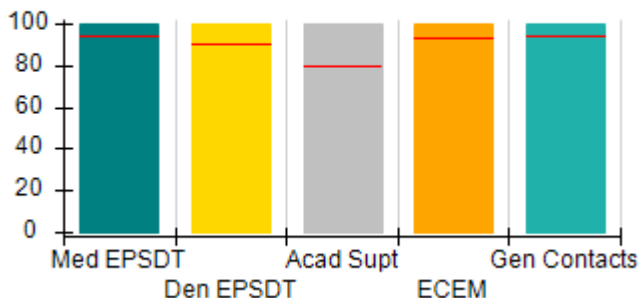
**Safety Outcomes (%)**



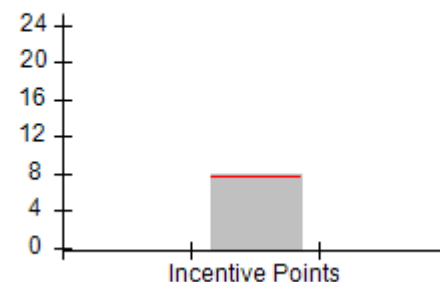
**Permanency Outcomes (%)**



**Well-Being Outcomes (%)**



**Incentives Earned (Points)**





DHS, DFCS, Office of Provider Management  
**Performance-Based Placement Measures**  
**RBWO Provider GA+SCORECARD - CCI**  
 Report Quarter: Q3 FY2018



**Provider/Program Name: Vanessa's Place - (5162) - CCI**

655 Post Road Drive, Stone Mountain, GA 30088  Phone: 404-234-8512  Vendor ID# 46470	Quarterly Scores (Grades)		Current Quarter Score (Grade)
	Q1: 86.09 (B)	Q2: 101.08 (A+)	97.11%
	Q3: 97.11 (A+)	Q4: N/A	(A+)

Program Census Information:	# Children in Care During Quarter: 9	# Placements During Quarter: 9	# Children in Care On Last Day: 3
-----------------------------	--------------------------------------	--------------------------------	-----------------------------------

	Avg Performance All CCIs (%)	Provider Performance (%)*	Possible Points (Weight)	Provider Points Earned
--	------------------------------	---------------------------	--------------------------	------------------------

**OPM Monitoring Reviews**

Annual Comprehensive Reviews	87%	77%	25	19.30
Safety Reviews	94%	92%	15	13.81
<b>Monitoring Sub-Total</b>			<b>40</b>	<b>33.11</b>

**CCI Safety Outcomes**

Incidence of Maltreatment	0.05%	No Substantiated Reports	10	10.00
Staff Training/Foundations	95%	86%	5	4.30
Staff Safety Checks	95%	100%	5	5.00
<b>Safety Sub-Total</b>			<b>20</b>	<b>19.30</b>

**CCI Permanency Outcomes**

Placement Stability	90%	78%	15	11.70
<b>Permanency Sub-Total</b>			<b>15</b>	<b>11.70</b>

**CCI Well-Being Outcomes**

EPSDT Medical Visits	94%	100%	4	4.00
EPSDT Dental Visits	90%	100%	4	4.00
Academic Supports	79%	100%	3	3.00
Provider ECEM Visits	93%	100%	7	7.00
Provider General Contacts	93%	100%	7	7.00
Placements with Siblings	38%	0%	Not Scored	Not Scored
Placements within Legal County	16%	0%	Not Scored	Not Scored
<b>Well-Being Sub-Total</b>			<b>25</b>	<b>25.00</b>

\*Performance calculation descriptions can be found in the FY 2018 RBWO PBP Measurements and Standards Guide.

<b>Monitoring &amp; Outcomes: Possible Points = 100</b>	<b>Points Earned = 89.11</b>
<b>Score Before Incentives Credit</b>	<b>89.11%</b>
<b>Incentives Awarded</b>	<b>8.00 pts</b>
<b>PBP Verification</b>	<b>N/A pts</b>
<b>Total Score</b>	<b>97.11%</b>



DHS, DFCS, Office of Provider Management  
**Performance-Based Placement Measures**  
**RBWO Provider GA+SCORECARD - CCI**  
Report Quarter: Q3 FY2018



**Provider/Program Name: Vanessa's Place - (5162) - CCI**

Program Census Information:		# Children in Care During Quarter: 9	# Placements During Quarter: 9	# Children in Care On Last Day: 3
CCI Incentive Credits	Avg Performance All CCIs (Points)	Provider Performance (%)*	Possible Points (Weight)	Provider Points Earned
Early EPSDT Medical Visits		100%	2	2.00
Early EPSDT Dental Visits		100%	2	2.00
Permanency Contacts		None Planned	5	
Additional Academic Supports		0%	2	0.00
Active Agency Accreditation		0%	4	0.00
Staff Clinical Licensure		0%	5	0.00
Behavior Management (threshold = 0)		100%	4	4.00
<b>Incentives Total</b>	<b>7.65</b>		<b>24</b>	<b>8.00</b>
Maximum total combined incentive credit allowed is 10 points.			<b>Incentives Awarded</b>	<b>8.00</b>

\*Performance calculation descriptions can be found in the FY 2018 RBWO PBP Measurements and Standards Guide.

**Child Protective Services Investigations and Dispositions**

The following investigations data, which is not used for scoring but is considered significant to a provider's performance, is from Georgia SHINES and is not considered final or complete until the end of the fiscal year.

Total Reports:	2	
Number Screened In:	0	
Number Screened Out:	2	
Number Substantiated:	0	
Number Unsubstantiated:	0	
Number Active CPS Investigations:	0	



DHS, DFCS, Office of Provider Management

## Performance-Based Placement Measures

### RBWO Provider GA+SCORECARD - CCI

Report Quarter: Q3 FY2018



**Provider/Program Name: Vashti Center, The - (852) - CCI**

1815 E. Clay St., Thomasville, GA 31792

Phone: 229-226-4634

Vendor ID# 35629

Quarterly Scores (Grades)

Q1: 94.68 (A)

Q2: 95.56 (A)

Q3: 101.05 (A+)

Q4: N/A

Current Quarter Score (Grade)

101.05%

(A+)

Program Census Information:

# Children in Care During Quarter: 23

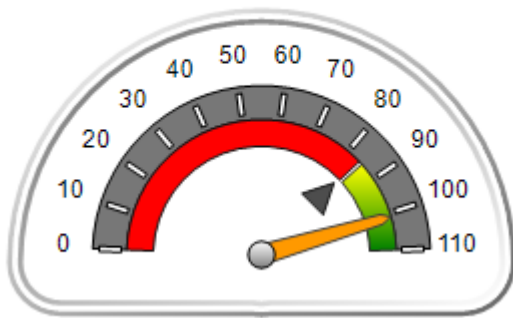
# Placements During Quarter: 23

# Children in Care On Last Day: 17

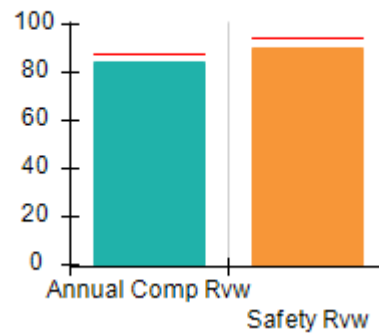
### Quarterly Provider Comparisons to All CCIs

▼ indicates average for all CCIs

Overall Score (%)



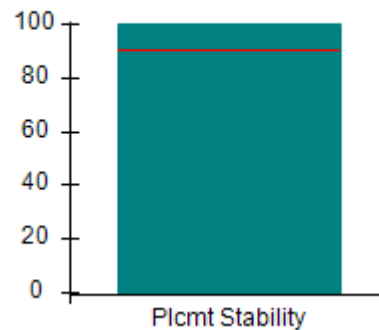
OPM Monitoring Reviews (%)



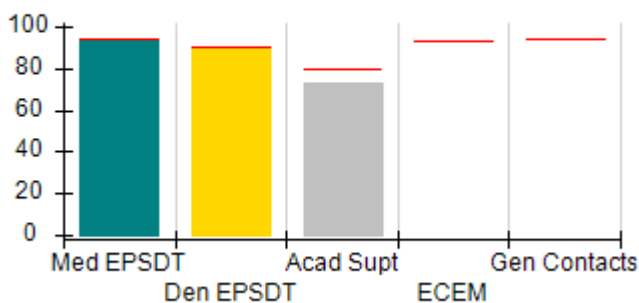
Safety Outcomes (%)



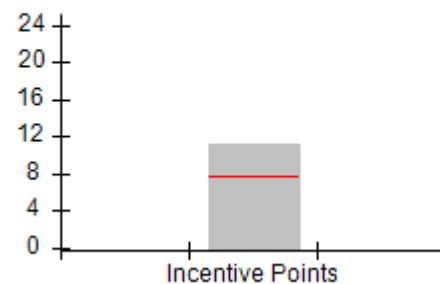
Permanency Outcomes (%)



Well-Being Outcomes (%)



Incentives Earned (Points)





DHS, DFCS, Office of Provider Management  
**Performance-Based Placement Measures**  
**RBWO Provider GA+SCORECARD - CCI**  
 Report Quarter: Q3 FY2018



**Provider/Program Name: Vashti Center, The - (852) - CCI**

1815 E. Clay St., Thomasville, GA 31792  Phone: 229-226-4634  Vendor ID# 35629	Quarterly Scores (Grades)		Current Quarter Score (Grade)
	Q1: 94.68 (A)	Q2: 95.56 (A)	<b>101.05%</b> <b>(A+)</b>
	Q3: 101.05 (A+)	Q4: N/A	

Program Census Information:	# Children in Care During Quarter: 23	# Placements During Quarter: 23	# Children in Care On Last Day: 17
-----------------------------	---------------------------------------	---------------------------------	------------------------------------

	Avg Performance All CCIs (%)	Provider Performance (%)*	Possible Points (Weight)	Provider Points Earned
--	------------------------------	---------------------------	--------------------------	------------------------

**OPM Monitoring Reviews**

Annual Comprehensive Reviews	87%	84%	25	21.09
Safety Reviews	94%	91%	15	13.58
<b>Monitoring Sub-Total</b>			<b>40</b>	<b>34.66</b>

**CCI Safety Outcomes**

Incidence of Maltreatment	0.05%	No Substantiated Reports	10	10.00
Staff Training/Foundations	95%	98%	5	4.90
Staff Safety Checks	95%	98%	5	4.90
<b>Safety Sub-Total</b>			<b>20</b>	<b>19.80</b>

**CCI Permanency Outcomes**

Placement Stability	90%	100%	15	15.00
<b>Permanency Sub-Total</b>			<b>15</b>	<b>15.00</b>

**CCI Well-Being Outcomes**

EPSDT Medical Visits	94%	94%	9.1	8.54
EPSDT Dental Visits	90%	89%	9.1	8.08
Academic Supports	79%	73%	6.8	4.97
Provider ECEM Visits	93%	Not Eligible	N/A	
Provider General Contacts	93%	Not Eligible	N/A	
Placements with Siblings	38%	0%	Not Scored	Not Scored
Placements within Legal County	16%	20%	Not Scored	Not Scored
<b>Well-Being Sub-Total</b>			<b>25</b>	<b>21.59</b>

\*Performance calculation descriptions can be found in the FY 2018 RBWO PBP Measurements and Standards Guide.

<b>Monitoring &amp; Outcomes: Possible Points = 100</b>	<b>Points Earned = 91.05</b>
<b>Score Before Incentives Credit</b>	<b>91.05%</b>
<b>Incentives Awarded</b>	<b>10.00 pts</b>
<b>PBP Verification</b>	<b>N/A pts</b>
<b>Total Score</b>	<b>101.05%</b>



DHS, DFCS, Office of Provider Management  
**Performance-Based Placement Measures**  
**RBWO Provider GA+SCORECARD - CCI**  
Report Quarter: Q3 FY2018



**Provider/Program Name: Vashti Center, The - (852) - CCI**

Program Census Information:		# Children in Care During Quarter: 23	# Placements During Quarter: 23	# Children in Care On Last Day: 17
CCI Incentive Credits	Avg Performance All CCIs (Points)	Provider Performance (%)*	Possible Points (Weight)	Provider Points Earned
Early EPSDT Medical Visits		90%	2	1.80
Early EPSDT Dental Visits		71%	2	1.42
Permanency Contacts		None Planned	5	
Additional Academic Supports		2%	2	0.04
Active Agency Accreditation		100%	4	4.00
Staff Clinical Licensure		0%	5	0.00
Behavior Management (threshold = 0)		100%	4	4.00
<b>Incentives Total</b>	<b>7.65</b>		<b>24</b>	<b>11.26</b>
Maximum total combined incentive credit allowed is 10 points.			<b>Incentives Awarded</b>	<b>10.00</b>

\*Performance calculation descriptions can be found in the FY 2018 RBWO PBP Measurements and Standards Guide.

**Child Protective Services Investigations and Dispositions**

The following investigations data, which is not used for scoring but is considered significant to a provider's performance, is from Georgia SHINES and is not considered final or complete until the end of the fiscal year.

Total Reports:	0	
Number Screened In:	0	
Number Screened Out:	0	
Number Substantiated:	0	
Number Unsubstantiated:	0	
Number Active CPS Investigations:	0	





DHS, DFCS, Office of Provider Management  
**Performance-Based Placement Measures**  
**RBWO Provider GA+SCORECARD - CCI**  
 Report Quarter: Q3 FY2018



**Provider/Program Name: Visions of Hope for Boys - (978) - CCI**

3196 Bonway Drive, Decatur, GA 30032

Phone: 404-290-5828

Vendor ID# 40239

Quarterly Scores (Grades)

Q1: 79.61 (C+)

Q2: 87.89 (B+)

Q3: 103.01 (A+)

Q4: N/A

Current Quarter Score (Grade)

103.01%

(A+)

Program Census Information:

# Children in Care During Quarter: 7

# Placements During Quarter: 8

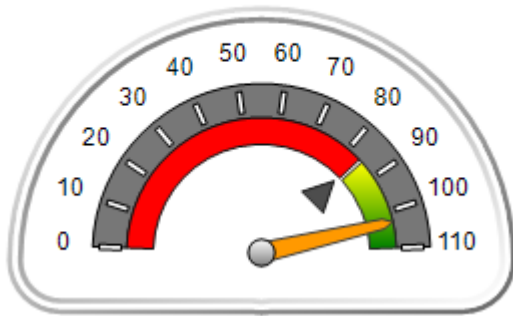
# Children in Care On Last Day: 4

**Quarterly Provider Comparisons to All CCIs**

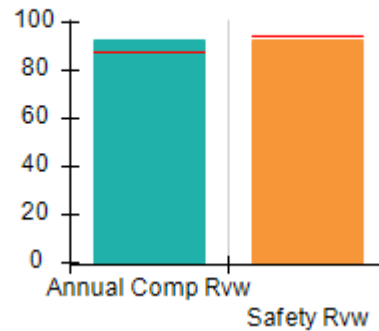


indicates average for all CCIs

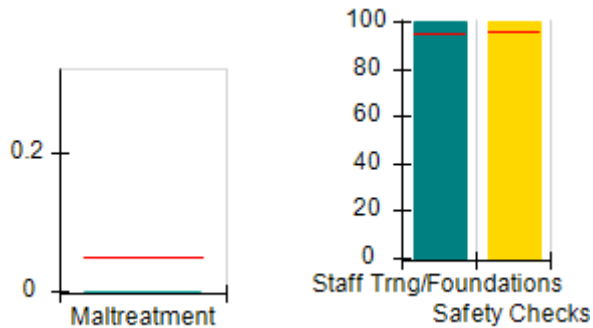
Overall Score (%)



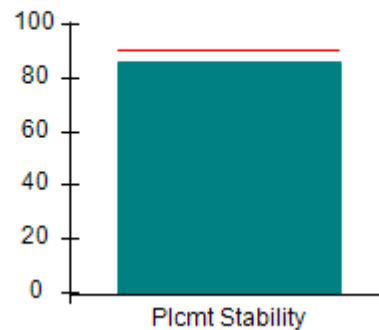
OPM Monitoring Reviews (%)



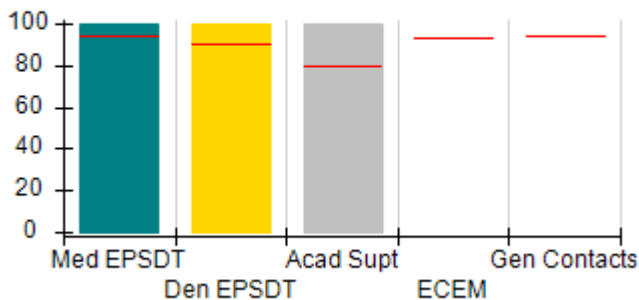
Safety Outcomes (%)



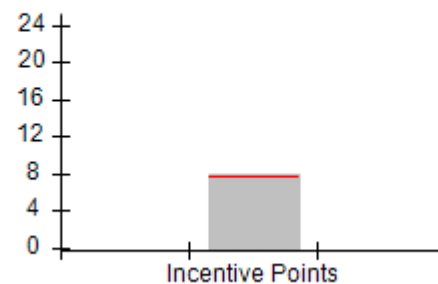
Permanency Outcomes (%)



Well-Being Outcomes (%)



Incentives Earned (Points)





DHS, DFCS, Office of Provider Management  
**Performance-Based Placement Measures**  
**RBWO Provider GA+SCORECARD - CCI**  
 Report Quarter: Q3 FY2018



Provider/Program Name: Visions of Hope for Boys - (978) - CCI				
3196 Bonway Drive, Decatur, GA 30032  Phone: 404-290-5828  Vendor ID# 40239		Quarterly Scores (Grades)		Current Quarter Score (Grade)
		Q1: 79.61 (C+)	Q2: 87.89 (B+)	103.01%
		Q3: 103.01 (A+)	Q4: N/A	(A+)
Program Census Information:		# Children in Care During Quarter: 7	# Placements During Quarter: 8	# Children in Care On Last Day: 4
	Avg Performance All CCIs (%)	Provider Performance (%)*	Possible Points (Weight)	Provider Points Earned
<b>OPM Monitoring Reviews</b>				
Annual Comprehensive Reviews	87%	93%	25	23.18
Safety Reviews	94%	93%	15	13.96
<b>Monitoring Sub-Total</b>			<b>40</b>	<b>37.14</b>
<b>CCI Safety Outcomes</b>				
Incidence of Maltreatment	0.05%	No Substantiated Reports	10	10.00
Staff Training/Foundations	95%	100%	5	5.00
Staff Safety Checks	95%	100%	5	5.00
<b>Safety Sub-Total</b>			<b>20</b>	<b>20.00</b>
<b>CCI Permanency Outcomes</b>				
Placement Stability	90%	86%	15	12.90
<b>Permanency Sub-Total</b>			<b>15</b>	<b>12.90</b>
<b>CCI Well-Being Outcomes</b>				
EPSDT Medical Visits	94%	100%	9.1	9.08
EPSDT Dental Visits	90%	100%	9.1	9.08
Academic Supports	79%	100%	6.8	6.81
Provider ECEM Visits	93%	Not Eligible	N/A	
Provider General Contacts	93%	Not Eligible	N/A	
Placements with Siblings	38%	0%	Not Scored	Not Scored
Placements within Legal County	16%	100%	Not Scored	Not Scored
<b>Well-Being Sub-Total</b>			<b>25</b>	<b>24.97</b>
*Performance calculation descriptions can be found in the FY 2018 RBWO PBP Measurements and Standards Guide.				

<b>Monitoring &amp; Outcomes: Possible Points = 100</b>		<b>Points Earned = 95.01</b>	
<b>Score Before Incentives Credit</b>			<b>95.01%</b>
<b>Incentives Awarded</b>			<b>8.00 pts</b>
<b>PBP Verification</b>			<b>N/A pts</b>
<b>Total Score</b>			<b>103.01%</b>



DHS, DFCS, Office of Provider Management  
**Performance-Based Placement Measures**  
**RBWO Provider GA+SCORECARD - CCI**  
Report Quarter: Q3 FY2018



**Provider/Program Name: Visions of Hope for Boys - (978) - CCI**

Program Census Information:		# Children in Care During Quarter: 7	# Placements During Quarter: 8	# Children in Care On Last Day: 4
CCI Incentive Credits	Avg Performance All CCIs (Points)	Provider Performance (%)*	Possible Points (Weight)	Provider Points Earned
Early EPSDT Medical Visits		100%	2	2.00
Early EPSDT Dental Visits		100%	2	2.00
Permanency Contacts		0%	5	0.00
Additional Academic Supports		0%	2	0.00
Active Agency Accreditation		0%	4	0.00
Staff Clinical Licensure		0%	5	0.00
Behavior Management (threshold = 0)		100%	4	4.00
<b>Incentives Total</b>	<b>7.65</b>		<b>24</b>	<b>8.00</b>
Maximum total combined incentive credit allowed is 10 points.			<b>Incentives Awarded</b>	<b>8.00</b>

\*Performance calculation descriptions can be found in the FY 2018 RBWO PBP Measurements and Standards Guide.

**Child Protective Services Investigations and Dispositions**

The following investigations data, which is not used for scoring but is considered significant to a provider's performance, is from Georgia SHINES and is not considered final or complete until the end of the fiscal year.

Total Reports:	0	
Number Screened In:	0	
Number Screened Out:	0	
Number Substantiated:	0	
Number Unsubstantiated:	0	
Number Active CPS Investigations:	0	



DHS, DFCS, Office of Provider Management

## Performance-Based Placement Measures

### RBWO Provider GA+SCORECARD - CCI

Report Quarter: Q3 FY2018



**Provider/Program Name: Weekes House, Inc. - Weekes House (5178) - CCI**

5430 Rocky Pine Drive, Lithonia, GA 30038

Phone: 678-418-6450

Vendor ID# 124200

Quarterly Scores (Grades)

Q1: 100.67 (A+)

Q2: 102.35 (A+)

Q3: 100.48 (A+)

Q4: N/A

Current Quarter Score (Grade)

100.48%

(A+)

Program Census Information:

# Children in Care During Quarter: 6

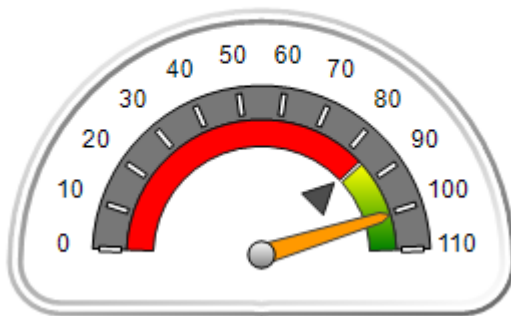
# Placements During Quarter: 6

# Children in Care On Last Day: 6

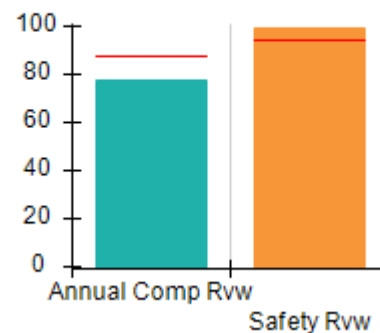
### Quarterly Provider Comparisons to All CCIs

▼ indicates average for all CCIs

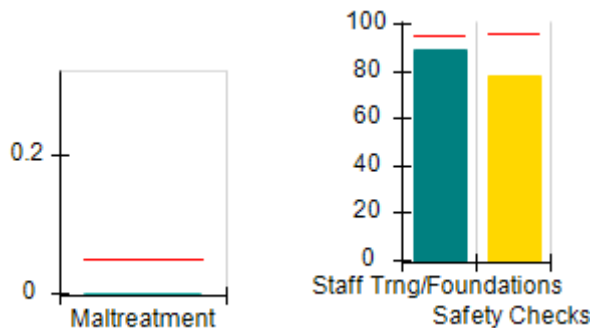
Overall Score (%)



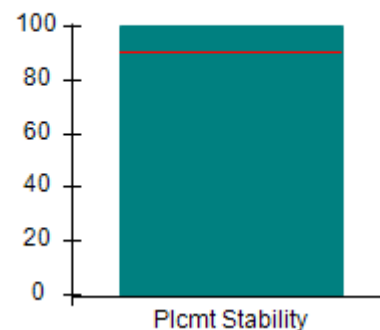
OPM Monitoring Reviews (%)



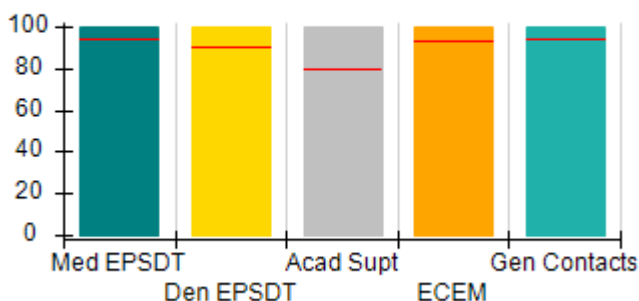
Safety Outcomes (%)



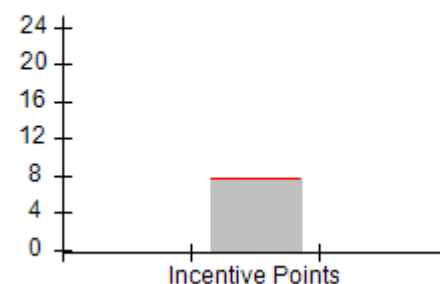
Permanency Outcomes (%)



Well-Being Outcomes (%)



Incentives Earned (Points)





DHS, DFCS, Office of Provider Management  
**Performance-Based Placement Measures**  
**RBWO Provider GA+SCORECARD - CCI**  
**Report Quarter: Q3 FY2018**



Provider/Program Name: Weekes House, Inc. - Weekes House (5178) - CCI				
<b>5430 Rocky Pine Drive, Lithonia, GA 30038</b>  <b>Phone: 678-418-6450</b>  <b>Vendor ID# 124200</b>		Quarterly Scores (Grades)		Current Quarter Score (Grade)
		Q1: 100.67 (A+)	Q2: 102.35 (A+)	<b>100.48%</b> <b>(A+)</b>
		Q3: 100.48 (A+)	Q4: N/A	
Program Census Information:		# Children in Care During Quarter: 6	# Placements During Quarter: 6	# Children in Care On Last Day: 6
	Avg Performance All CCIs (%)	Provider Performance (%)*	Possible Points (Weight)	Provider Points Earned
<b>OPM Monitoring Reviews</b>				
Annual Comprehensive Reviews	87%	78%	25	19.47
Safety Reviews	94%	99%	15	14.88
<b>Monitoring Sub-Total</b>			<b>40</b>	<b>34.35</b>
<b>CCI Safety Outcomes</b>				
Incidence of Maltreatment	0.05%	No Substantiated Reports	10	10.00
Staff Training/Foundations	95%	89%	5	4.45
Staff Safety Checks	95%	78%	5	3.90
<b>Safety Sub-Total</b>			<b>20</b>	<b>18.35</b>
<b>CCI Permanency Outcomes</b>				
Placement Stability	90%	100%	15	15.00
<b>Permanency Sub-Total</b>			<b>15</b>	<b>15.00</b>
<b>CCI Well-Being Outcomes</b>				
EPSDT Medical Visits	94%	100%	4	4.00
EPSDT Dental Visits	90%	100%	4	4.00
Academic Supports	79%	100%	3	3.00
Provider ECEM Visits	93%	100%	7	7.00
Provider General Contacts	93%	100%	7	7.00
Placements with Siblings	38%	Not Eligible	Not Scored	Not Scored
Placements within Legal County	16%	Not Eligible	Not Scored	Not Scored
<b>Well-Being Sub-Total</b>			<b>25</b>	<b>25.00</b>
*Performance calculation descriptions can be found in the FY 2018 RBWO PBP Measurements and Standards Guide.				

Monitoring & Outcomes: Possible Points = 100		Points Earned = 92.70	
<b>Score Before Incentives Credit</b>		<b>92.70%</b>	
<b>Incentives Awarded</b>		<b>7.78 pts</b>	
<b>PBP Verification</b>		<b>N/A pts</b>	
<b>Total Score</b>		<b>100.48%</b>	



DHS, DFCS, Office of Provider Management  
**Performance-Based Placement Measures**  
**RBWO Provider GA+SCORECARD - CCI**  
Report Quarter: Q3 FY2018



**Provider/Program Name: Weekes House, Inc. - Weekes House (5178) - CCI**

Program Census Information:		# Children in Care During Quarter: 6	# Placements During Quarter: 6	# Children in Care On Last Day: 6
CCI Incentive Credits	Avg Performance All CCIs (Points)	Provider Performance (%)*	Possible Points (Weight)	Provider Points Earned
Early EPSDT Medical Visits		100%	2	2.00
Early EPSDT Dental Visits		Not Eligible	2	
Permanency Contacts		None Planned	5	
Additional Academic Supports		89%	2	1.78
Active Agency Accreditation		0%	4	0.00
Staff Clinical Licensure		0%	5	0.00
Behavior Management (threshold = 0)		100%	4	4.00
<b>Incentives Total</b>	<b>7.65</b>		<b>24</b>	<b>7.78</b>
Maximum total combined incentive credit allowed is 10 points.			<b>Incentives Awarded</b>	<b>7.78</b>

\*Performance calculation descriptions can be found in the FY 2018 RBWO PBP Measurements and Standards Guide.

**Child Protective Services Investigations and Dispositions**

The following investigations data, which is not used for scoring but is considered significant to a provider's performance, is from Georgia SHINES and is not considered final or complete until the end of the fiscal year.

Total Reports:	0	
Number Screened In:	0	
Number Screened Out:	0	
Number Substantiated:	0	
Number Unsubstantiated:	0	
Number Active CPS Investigations:	0	



DHS, DFCS, Office of Provider Management

## Performance-Based Placement Measures

### RBWO Provider GA+SCORECARD - CCI

Report Quarter: Q3 FY2018



**Provider/Program Name: Wellspring Living, Inc. - (5168) - CCI**

3965 Roosevelt Hwy, Union City, GA 30349

Phone: 404-948-4673

Vendor ID# 119326

Quarterly Scores (Grades)

Q1: 79.11 (C+)

Q2: 88.55 (B+)

Q3: 82.72 (B-)

Q4: N/A

Current Quarter Score (Grade)

82.72%

(B-)

Program Census Information:

# Children in Care During Quarter: 15

# Placements During Quarter: 15

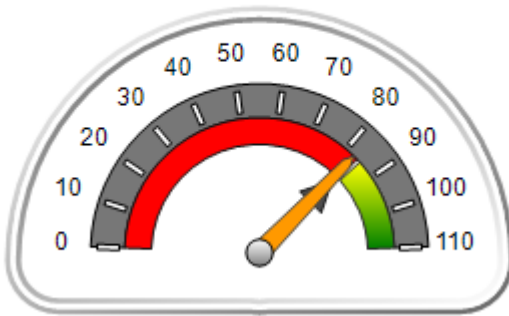
# Children in Care On Last Day: 8

### Quarterly Provider Comparisons to All CCIs

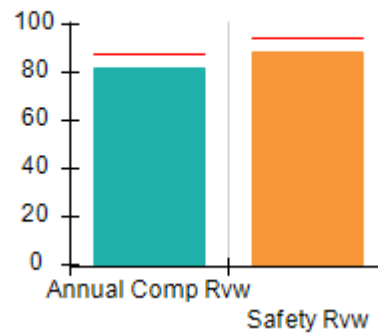


indicates average for all CCIs

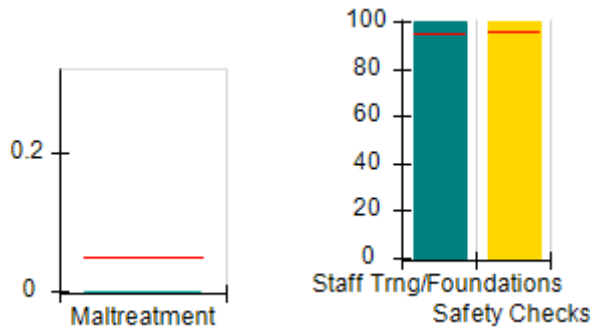
Overall Score (%)



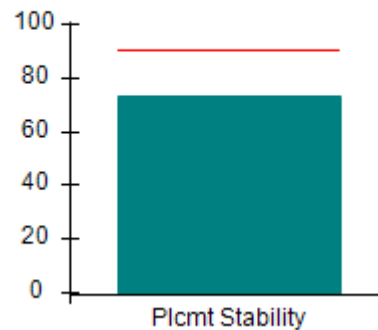
OPM Monitoring Reviews (%)



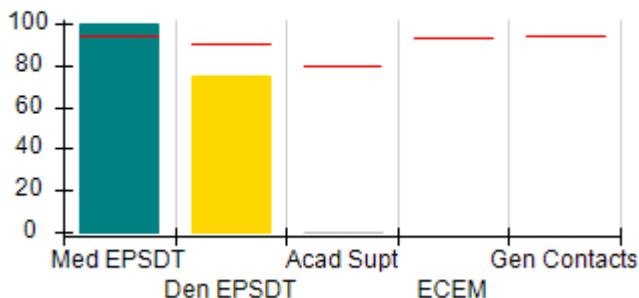
Safety Outcomes (%)



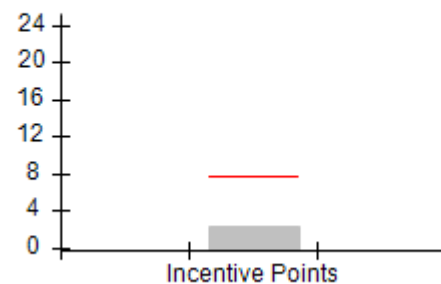
Permanency Outcomes (%)



Well-Being Outcomes (%)



Incentives Earned (Points)





DHS, DFCS, Office of Provider Management  
**Performance-Based Placement Measures**  
**RBWO Provider GA+SCORECARD - CCI**  
**Report Quarter: Q3 FY2018**



Provider/Program Name: Wellspring Living, Inc. - (5168) - CCI				
3965 Roosevelt Hwy, Union City, GA 30349 Phone: 404-948-4673 Vendor ID# 119326		Quarterly Scores (Grades)		Current Quarter Score (Grade)
		Q1: 79.11 (C+)	Q2: 88.55 (B+)	82.72% (B-)
		Q3: 82.72 (B-)	Q4: N/A	
Program Census Information:		# Children in Care During Quarter: 15	# Placements During Quarter: 15	# Children in Care On Last Day: 8
	Avg Performance All CCIs (%)	Provider Performance (%)*	Possible Points (Weight)	Provider Points Earned
<b>OPM Monitoring Reviews</b>				
Annual Comprehensive Reviews	87%	82%	25	20.38
Safety Reviews	94%	89%	15	13.30
<b>Monitoring Sub-Total</b>			<b>40</b>	<b>33.68</b>
<b>CCI Safety Outcomes</b>				
Incidence of Maltreatment	0.05%	No Substantiated Reports	10	10.00
Staff Training/Foundations	95%	100%	5	5.00
Staff Safety Checks	95%	100%	5	5.00
<b>Safety Sub-Total</b>			<b>20</b>	<b>20.00</b>
<b>CCI Permanency Outcomes</b>				
Placement Stability	90%	73%	15	10.95
<b>Permanency Sub-Total</b>			<b>15</b>	<b>10.95</b>
<b>CCI Well-Being Outcomes</b>				
EPSDT Medical Visits	94%	100%	9.1	9.08
EPSDT Dental Visits	90%	75%	9.1	6.81
Academic Supports	79%	0%	6.8	0.00
Provider ECEM Visits	93%	Not Eligible	N/A	
Provider General Contacts	93%	Not Eligible	N/A	
Placements with Siblings	38%	0%	Not Scored	Not Scored
Placements within Legal County	16%	0%	Not Scored	Not Scored
<b>Well-Being Sub-Total</b>			<b>25</b>	<b>15.89</b>
*Performance calculation descriptions can be found in the FY 2018 RBWO PBP Measurements and Standards Guide.				

Monitoring & Outcomes: Possible Points = 100		Points Earned = 80.52	
Score Before Incentives Credit		80.52%	
Incentives Awarded		2.20 pts	
PBP Verification		N/A pts	
Total Score		82.72%	





DHS, DFCS, Office of Provider Management  
**Performance-Based Placement Measures**  
**RBWO Provider GA+SCORECARD - CCI**  
Report Quarter: Q3 FY2018



**Provider/Program Name: Wellspring Living, Inc. - (5168) - CCI**

Program Census Information:		# Children in Care During Quarter: 15	# Placements During Quarter: 15	# Children in Care On Last Day: 8
CCI Incentive Credits	Avg Performance All CCIs (Points)	Provider Performance (%)*	Possible Points (Weight)	Provider Points Earned
Early EPSDT Medical Visits		100%	2	2.00
Early EPSDT Dental Visits		0%	2	0.00
Permanency Contacts		4%	5	0.20
Additional Academic Supports		0%	2	0.00
Active Agency Accreditation		0%	4	0.00
Staff Clinical Licensure		0%	5	0.00
Behavior Management (threshold = 0)		0%	4	0.00
<b>Incentives Total</b>	<b>7.65</b>		<b>24</b>	<b>2.20</b>
Maximum total combined incentive credit allowed is 10 points.			<b>Incentives Awarded</b>	<b>2.20</b>

\*Performance calculation descriptions can be found in the FY 2018 RBWO PBP Measurements and Standards Guide.

**Child Protective Services Investigations and Dispositions**

The following investigations data, which is not used for scoring but is considered significant to a provider's performance, is from Georgia SHINES and is not considered final or complete until the end of the fiscal year.

Total Reports:	3	
Number Screened In:	3	
Number Screened Out:	0	
Number Substantiated:	0	
Number Unsubstantiated:	0	
Number Active CPS Investigations:	3	



**DHS, DFCS, Office of Provider Management**  
**Performance-Based Placement Measures**  
**RBWO Provider GA+SCORECARD - CCI**  
**Report Quarter: Q3 FY2018**



Error: Subreport could not be shown.



**DHS, DFCS, Office of Provider Management**  
**Performance-Based Placement Measures**  
**RBWO Provider GA+SCORECARD - CCI**  
**Report Quarter: Q3 FY2018**



**Provider/Program Name: Youth Renaissance Society of GA - (5253) - CCI**

1817 S. Stone Mountain Lithonia Rd., Lithonia, GA 30058

Phone: 470-395-2837

Vendor ID# 150769

Quarterly Scores (Grades)		Current Quarter Score (Grade)
Q1: 69.02 (D+)	Q2: 100.56 (A+)	98.54% (A+)
Q3: 98.54 (A+)	Q4: N/A	

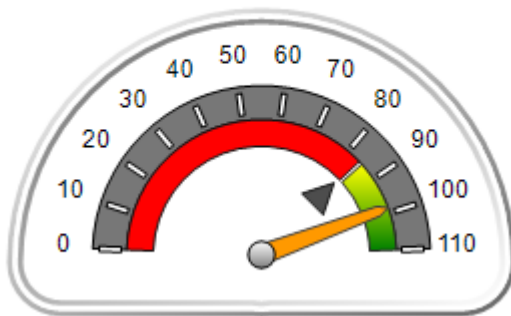
  

Program Census Information:	# Children in Care During Quarter: 4	# Placements During Quarter: 4	# Children in Care On Last Day: 3
-----------------------------	--------------------------------------	--------------------------------	-----------------------------------

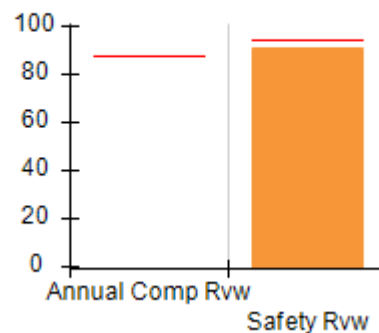
**Quarterly Provider Comparisons to All CCIs**

▼ — indicates average for all CCIs

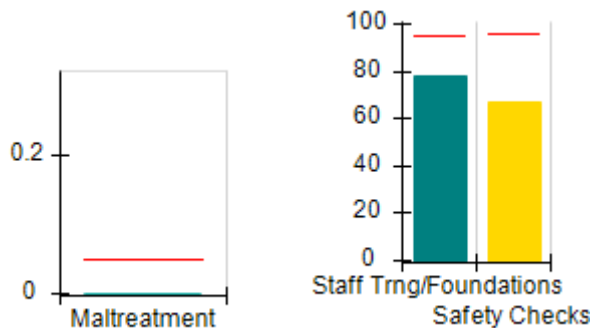
Overall Score (%)



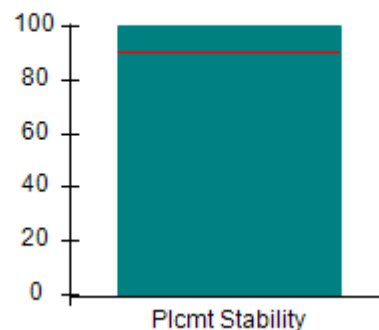
OPM Monitoring Reviews (%)



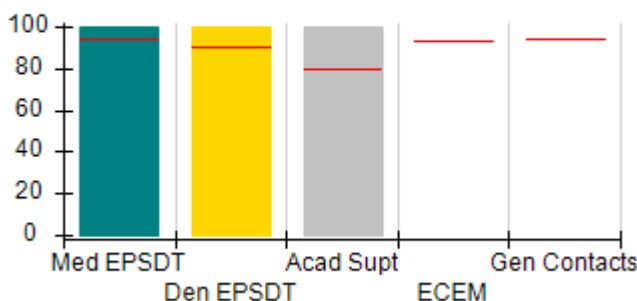
Safety Outcomes (%)



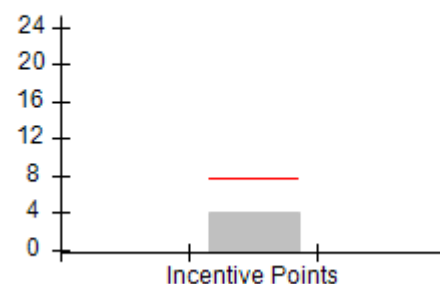
Permanency Outcomes (%)



Well-Being Outcomes (%)



Incentives Earned (Points)





DHS, DFCS, Office of Provider Management  
**Performance-Based Placement Measures**  
**RBWO Provider GA+SCORECARD - CCI**  
**Report Quarter: Q3 FY2018**



Provider/Program Name: Youth Renaissance Society of GA - (5253) - CCI				
<b>1817 S. Stone Mountain Lithonia Rd., Lithonia, GA 30058</b> <b>Phone: 470-395-2837</b> <b>Vendor ID# 150769</b>		Quarterly Scores (Grades)		Current Quarter Score (Grade)
		Q1: 69.02 (D+)	Q2: 100.56 (A+)	<b>98.54%</b> <b>(A+)</b>
		Q3: 98.54 (A+)	Q4: N/A	
Program Census Information:		# Children in Care During Quarter: 4	# Placements During Quarter: 4	# Children in Care On Last Day: 3
	Avg Performance All CCIs (%)	Provider Performance (%)*	Possible Points (Weight)	Provider Points Earned
<b>OPM Monitoring Reviews</b>				
Annual Comprehensive Reviews	87%	Not Yet Conducted		
Safety Reviews	94%	91%	15	13.69
<b>Monitoring Sub-Total</b>			<b>15</b>	<b>13.69</b>
<b>CCI Safety Outcomes</b>				
Incidence of Maltreatment	0.05%	No Substantiated Reports	10	10.00
Staff Training/Foundations	95%	78%	5	3.90
Staff Safety Checks	95%	67%	5	3.35
<b>Safety Sub-Total</b>			<b>20</b>	<b>17.25</b>
<b>CCI Permanency Outcomes</b>				
Placement Stability	90%	100%	15	15.00
<b>Permanency Sub-Total</b>			<b>15</b>	<b>15.00</b>
<b>CCI Well-Being Outcomes</b>				
EPSDT Medical Visits	94%	100%	9.1	9.08
EPSDT Dental Visits	90%	100%	9.1	9.08
Academic Supports	79%	100%	6.8	6.81
Provider ECEM Visits	93%	Not Eligible	N/A	
Provider General Contacts	93%	Not Eligible	N/A	
Placements with Siblings	38%	Not Eligible	Not Scored	Not Scored
Placements within Legal County	16%	Not Eligible	Not Scored	Not Scored
<b>Well-Being Sub-Total</b>			<b>25</b>	<b>24.97</b>
*Performance calculation descriptions can be found in the FY 2018 RBWO PBP Measurements and Standards Guide.				

Monitoring & Outcomes: Possible Points = 75		Points Earned = 70.91	
<b>Score Before Incentives Credit</b>		<b>94.54%</b>	
<b>Incentives Awarded</b>		<b>4.00 pts</b>	
<b>PBP Verification</b>		<b>N/A pts</b>	
<b>Total Score</b>		<b>98.54%</b>	



**DHS, DFCS, Office of Provider Management**  
**Performance-Based Placement Measures**  
**RBWO Provider GA+SCORECARD - CCI**  
**Report Quarter: Q3 FY2018**



**Provider/Program Name: Youth Renaissance Society of GA - (5253) - CCI**

Program Census Information:		# Children in Care During Quarter: 4	# Placements During Quarter: 4	# Children in Care On Last Day: 3
CCI Incentive Credits	Avg Performance All CCIs (Points)	Provider Performance (%)*	Possible Points (Weight)	Provider Points Earned
Early EPSDT Medical Visits		Not Eligible	2	
Early EPSDT Dental Visits		Not Eligible	2	
Permanency Contacts		None Planned	5	
Additional Academic Supports		0%	2	0.00
Active Agency Accreditation		0%	4	0.00
Staff Clinical Licensure		0%	5	0.00
Behavior Management (threshold = 0)		100%	4	4.00
<b>Incentives Total</b>	<b>7.65</b>		<b>24</b>	<b>4.00</b>
Maximum total combined incentive credit allowed is 10 points.			<b>Incentives Awarded</b>	<b>4.00</b>

\*Performance calculation descriptions can be found in the FY 2018 RBWO PBP Measurements and Standards Guide.

**Child Protective Services Investigations and Dispositions**

The following investigations data, which is not used for scoring but is considered significant to a provider's performance, is from Georgia SHINES and is not considered final or complete until the end of the fiscal year.

Total Reports:	2	
Number Screened In:	0	
Number Screened Out:	2	
Number Substantiated:	0	
Number Unsubstantiated:	0	
Number Active CPS Investigations:	0	