



RBWO Provider GA+SCORECARD - CPA

Performance-Based Placement Measures

FY 2017 Qtr 2

Office of Provider Management,
Georgia Department of Human Services

Care Solutions, Inc.



**Table of Contents**

Provider	Page
All God's Children - (861) - CPA	1
ALR Family Services, Inc. - (5140) - CPA	4
Benchmark Family Services, Inc - Augusta (5150) - CPA	7
Benchmark Family Services, Inc - Brunswick (5149) - CPA	10
Benchmark Family Services, Inc - Columbus (5113) - CPA	13
Benchmark Family Services, Inc - Jonesboro (formerly Lifeway for Youth) (973) - CPA	16
Benchmark Family Services, Inc - Macon (5176) - CPA	19
Benchmark Family Services, Inc - Snellville/Lawrenceville (5112) - CPA	22
Bethany Christian Services - Atlanta (573) - CPA	25
Bethany Christian Services - Bogart (5215) - CPA	28
Bethany Christian Services - Columbus (574) - CPA	31
Bloom Our Youth - (5208) - CPA	34
Care4All Children Services, Inc. - College Park (5206) - CPA	37
Care4All Children Services, Inc. - Lawrenceville (5147) - CPA	40
Centerstone of Tennessee - (5203) - CPA	43
Childkind, Inc - (583) - CPA	46
Choices for Life Of GA - Valdosta (943) - CPA	49
CHRIS 180 Inc. - DBA: Gateway Foster Care (5166) - CPA	52
Community Connections - (586) - CPA	55
Creative Community Services - (612) - CPA	58
Devereux GA Treatment Network - Specialty Foster Care (621) - CPA	61
Elks Aidmore Children's Center - Child Placing Agency (5120) - CPA	64
Elks Aidmore Children's Center - Valdosta (5179) - CPA	67
ENA, Inc., dba NECCO (formerly GA SAFE) - Albany (672) - CPA	70
ENA, Inc., dba NECCO (formerly GA SAFE) - Jonesboro (4289) - CPA	73
ENA, Inc., dba NECCO (formerly GA SAFE) - Macon (675) - CPA	76
ENA, Inc., dba NECCO (formerly GA SAFE) - Martinez (673) - CPA	79
Faithbridge Foster Care - Atlanta (974) - CPA	82
Faithbridge Foster Care - Brunswick (5185) - CPA	85
Families First - Foster Care Program (639) - CPA	88
Georgia Agape - (655) - CPA	91
Georgia Baptist Children's Home & Family Ministries - Palmetto Campus (CPA) (5211) - CPA	94
Georgia Hope, Inc. - Georgia Hope (5182) - CPA	97
Georgia Parent Support Network - (670) - CPA	100
Giving Children A Chance of Georgia - (981) - CPA	103

**Table of Contents**

Provider	Page
Goshen Valley Foundation - Goshen Homes (5200) - CPA	106
Hillside - Connections Program (700) - CPA	109
Laurel Heights Hospital -Universal Health - Laurel Heights CPA (722) - CPA	112
Lighthouse Therapeutic Foster Care - (727) - CPA	115
Lighthouse Therapeutic Foster Care - Stockbridge (5186) - CPA	118
Lookout Mountain Community Services Board - TREK Program/Cartersville (5199) - CPA	121
Lookout Mountain Community Services Board - TREK Program/Forsyth (5146) - CPA	124
Lookout Mountain Community Services Board - TREK Program/Ft.Oglethorpe (876) - CPA	127
Lutheran Services of Georgia - Lutheran of Albany (731) - CPA	130
Lutheran Services of Georgia - Lutheran of Atlanta (728) - CPA	133
Lutheran Services of Georgia - Lutheran of Rome (4381) - CPA	136
Lutheran Services of Georgia - Lutheran of Savannah (730) - CPA	139
Mentor Network - Albany (733) - CPA	142
Mentor Network - Mentor Athens (734) - CPA	145
Mentor Network - Mentor Atlanta (736) - CPA	148
Mentor Network - Mentor Augusta (737) - CPA	151
Mentor Network - Mentor Macon (740) - CPA	154
Mentor Network - Mentor Savannah (742) - CPA	157
Meritan, Inc. d/b/a Meritan Stepping Stones - Cartersville (680) - CPA	160
Meritan, Inc. d/b/a Meritan Stepping Stones - Macon (682) - CPA	163
Methodist Home for Children & Youth, The - Macon - CPA Administrative Site (748) - CPA	166
Methodist Home for Children & Youth, The - St. Marys Region (942) - CPA	169
Morningstar Children and Family Services - Foster Care Services - Brunswick (765) - CPA	172
Murphy-Harpst Children's Centers - Murphy-Harpst CPA (769) - CPA	175
National Youth Advocate Program - Augusta (683) - CPA	178
National Youth Advocate Program - East Point/Decatur (4389) - CPA	181
National Youth Placement Corp, Inc. - (5141) - CPA	184
Neighbor to Family - Chatham County (4960) - CPA	187
Neighbor to Family - Dekalb County (1031) - CPA	190
Neighbor to Family - Douglas County (1033) - CPA	193
Neighbor to Family - Fulton County (774) - CPA	196
Neighbor to Family - Gwinnett County (1032) - CPA	199
Neighbor to Family - Henry County (1035) - CPA	202
Neighbor to Family - Richmond County (1034) - CPA	205
New Beginnings, Life Changing Network, Inc. - (979) - CPA	208



DHS, DFCS, Office of Provider Management
RBWO Provider GA+SCORECARD - CPA
FY2017 - Quarter 2



Table of Contents

Provider	Page
New Horizons Community Services Board - New Horizons (877) - CPA	211
On The Path - (5209) - CPA	214
Ray of Hope Foster Care, Inc. - (5189) - CPA	217
Trinity J and D, LLC - Trinity J and D, LLC (980) - CPA	220
Twin Cedars Youth Services - Foster Care (932) - CPA	223
United Methodist Children Home of the North GA Conference - (847) - CPA	226
Uniting Hope 4 Children - Augusta (5216) - CPA	229
Uniting Hope 4 Children - Loganville (5188) - CPA	232
Universal Health Services of Savannah - Coastal Harbor Families (990) - CPA	235



DHS, DFCS, Office of Provider Management
Performance-Based Placement Measures
RBWO Provider GA+SCORECARD - CPA



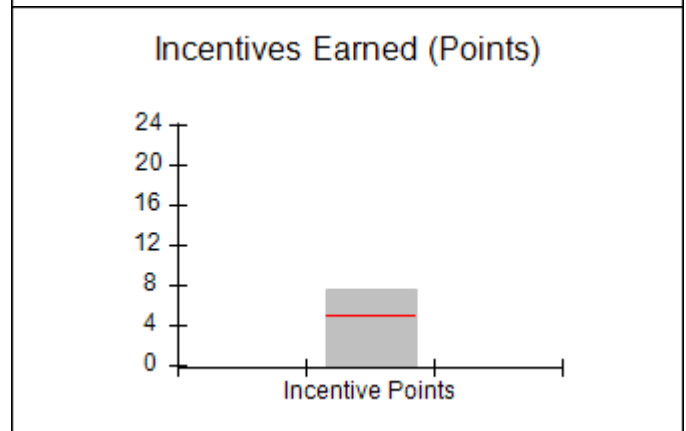
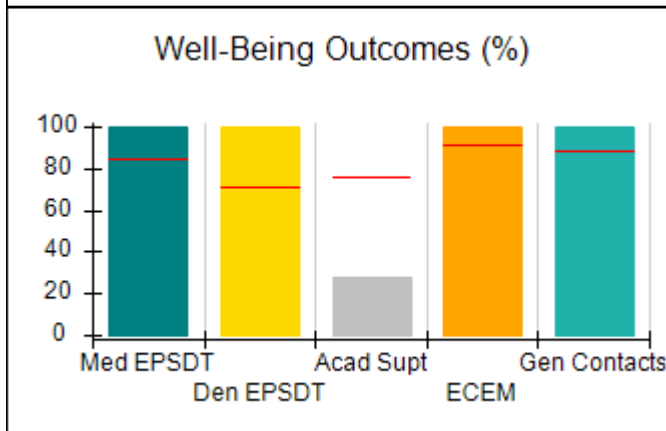
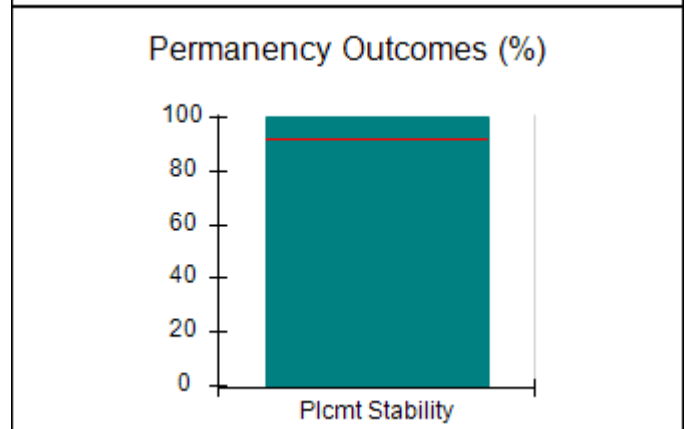
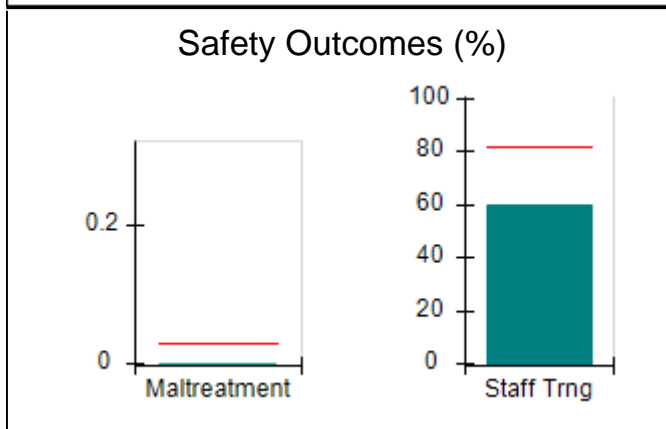
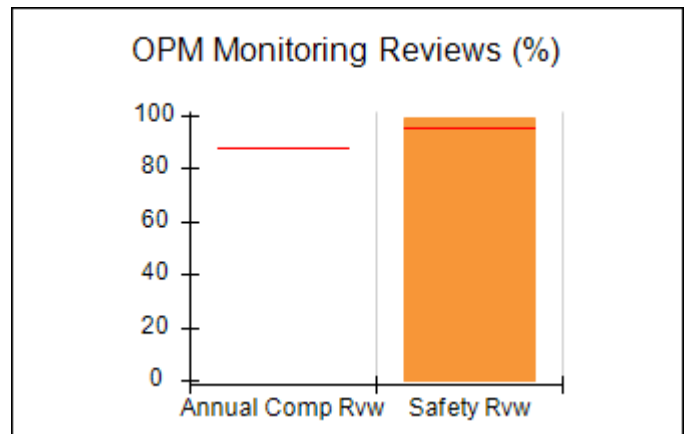
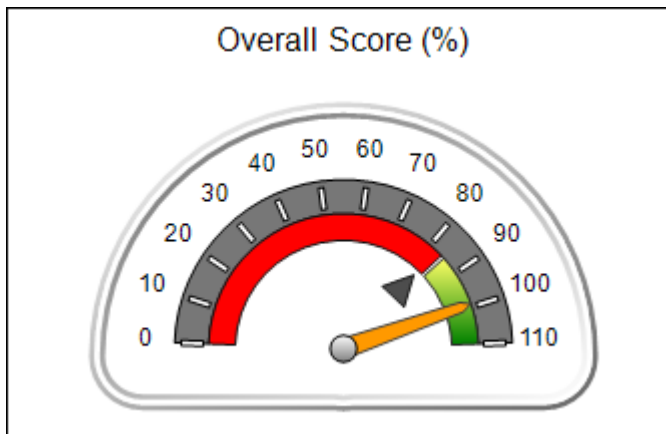
Report Quarter: Q2 FY2017

Provider/Program Name: All God's Children - (861) - CPA

1671 Meriweather Dr., Watkinsville, GA 30677 Phone: 706-316-2421 Vendor ID# 35219	Quarterly Scores (Grades)		Current Quarter Score (Grade)
	Q1: 95.46 (A)	Q2: 99.18 (A+)	99.18% (A+)
	Q3: N/A	Q4: N/A	
# New Foster Homes During Quarter: 0	# Children in Care During Quarter: 13	# Placements During Quarter: 13	# Children in Care On Last Day: 9

Quarterly Provider Comparisons to All CPAs

— indicates average for all CPAs





DHS, DFCS, Office of Provider Management
Performance-Based Placement Measures
RBWO Provider GA+SCORECARD - CPA



Report Quarter: Q2 FY2017

Provider/Program Name: All God's Children - (861) - CPA

1671 Meriweather Dr., Watkinsville, GA 30677 Phone: 706-316-2421 Vendor ID# 35219		Quarterly Scores (Grades)		Current Quarter Score (Grade)
		Q1: 95.46 (A)	Q2: 99.18 (A+)	99.18%
		Q3: N/A	Q4: N/A	(A+)
# New Foster Homes During Quarter: 0		# Children in Care During Quarter: 13	# Placements During Quarter: 13	# Children in Care On Last Day: 9
	Avg Performance All CPAs (%)	Provider Performance (%)*	Possible Points (Weight)	Provider Points Earned
OPM Monitoring Reviews				
Annual Comprehensive Reviews	87%	Not Yet Conducted		
Safety Reviews	95%	99%	15	14.80
Monitoring Sub-Total			15	14.80
CPA Safety Outcomes				
Incidence of Maltreatment	0.03%	No Substantiated Reports	10	10.00
Staff Training	82%	60%	10	6.00
Safety Sub-Total			20	16.00
CPA Permanency Outcomes				
Placement Stability	92%	100%	15	15.00
Permanency Sub-Total			15	15.00
CPA Well-Being Outcomes				
EPSDT Medical Visits	84%	100%	4	4.00
EPSDT Dental Visits	71%	100%	4	4.00
Academic Supports	76%	28%	3	0.84
Provider ECEM Visits	91%	100%	7	7.00
Provider General Contacts	88%	100%	7	7.00
Placements with Siblings	57%	Not Eligible	Not Scored	Not Scored
Placements within Legal County	14%	0%	Not Scored	Not Scored
Well-Being Sub-Total			25	22.84

*Performance calculation descriptions can be found in the FY 2017 RBWO PBP Measurements and Standards Guide.

Monitoring & Outcomes: Possible Points = 75		Points Earned: 68.64	
Score Before Incentives Credit			91.52%
Incentives Awarded			7.66 pts
PBP Verification			N/A pts
Total Score			99.18%

Provider/Program Name: All God's Children - (861) - CPA



DHS, DFCS, Office of Provider Management
Performance-Based Placement Measures
RBWO Provider GA+SCORECARD - CPA



Report Quarter: Q2 FY2017

# New Foster Homes During Quarter: 0		# Children in Care During Quarter: 13	# Placements During Quarter: 13	# Children in Care On Last Day: 9
CPA Incentive Credits	Avg Performance All CPAs (%)	Provider Performance (%)*	Possible Points (Weight)	Provider Points Earned
Early EPSDT Medical Visits		100%	2	2.00
Early EPSDT Dental Visits		83%	2	1.66
Permanency Contacts		0%	5	0.00
Additional Academic Supports		0%	2	0.00
Foster Hm Retention Rate (threshold = 90)		100%	2	2.00
Foster Hm Recruitment (threshold = 100)		100%	2	2.00
Active Agency Accreditation		0%	4	0.00
Staff Clinical Licensure		0%	5	0.00
Incentives Total	5.04		24	7.66
Maximum total combined incentive credit allowed is 10 points.			Incentives Awarded	7.66
*Performance calculation descriptions can be found in the FY 2017 RBWO PBP Measurements and Standards Guide.				

Child Protective Services Investigations and Dispositions

The following investigations data, which is not used for scoring but is considered significant to a provider's performance, is from Georgia SHINES and is not considered final or complete until the end of the fiscal year.

Total Reports:	0
Number Screened In:	0
Number Screened Out:	0
Number Substantiated:	0
Number Unsubstantiated:	1
Number Active CPS Investigations:	-1



DHS, DFCS, Office of Provider Management
Performance-Based Placement Measures
RBWO Provider GA+SCORECARD - CPA



Report Quarter: Q2 FY2017

Provider/Program Name: ALR Family Services, Inc. - (5140) - CPA

1458 Airport Road, Hinesville, GA 31313

Phone: 912-559-5536

Vendor ID# 114739

Quarterly Scores (Grades)

Q1: 72.32 (C-)

Q2: 84.73 (B)

Q3: N/A

Q4: N/A

Current Quarter Score (Grade)

84.73%
(B)

New Foster Homes During Quarter: 0

Children in Care During Quarter: 11

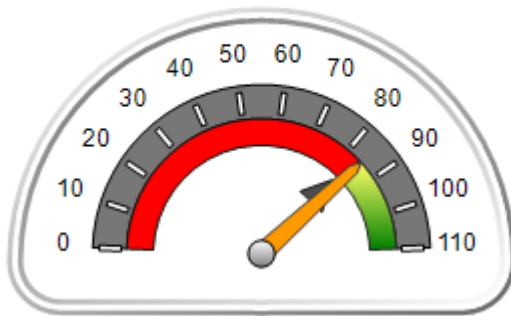
Placements During Quarter: 11

Children in Care On Last Day: 10

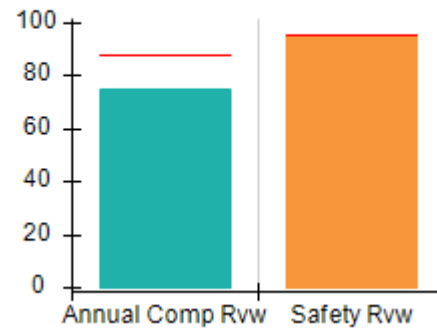
Quarterly Provider Comparisons to All CPAs

— indicates average for all CPAs

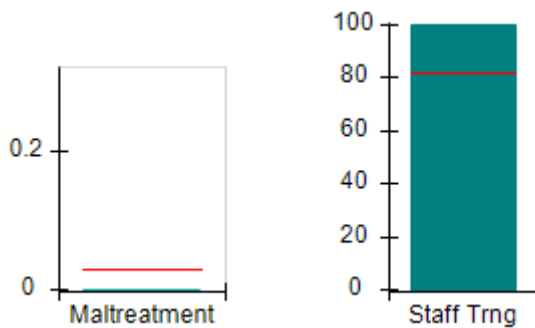
Overall Score (%)



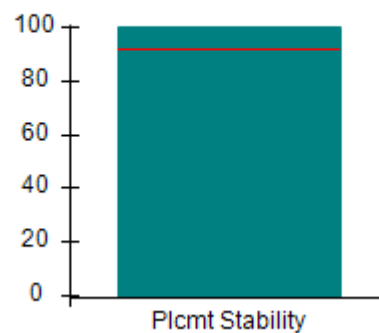
OPM Monitoring Reviews (%)



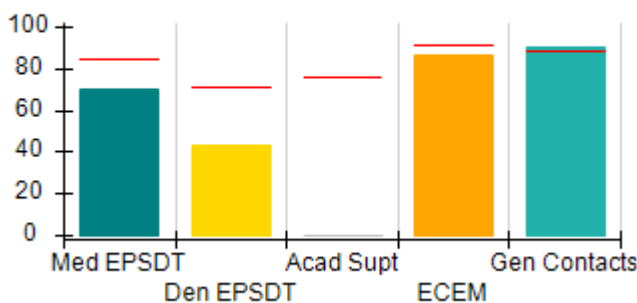
Safety Outcomes (%)



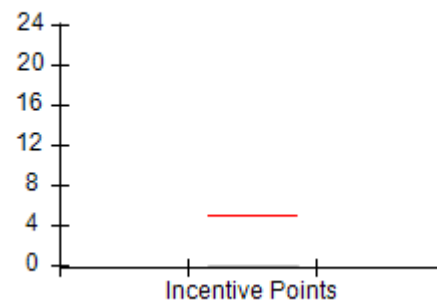
Permanency Outcomes (%)



Well-Being Outcomes (%)



Incentives Earned (Points)





DHS, DFCS, Office of Provider Management
Performance-Based Placement Measures
RBWO Provider GA+SCORECARD - CPA



Report Quarter: Q2 FY2017

Provider/Program Name: ALR Family Services, Inc. - (5140) - CPA

1458 Airport Road, Hinesville, GA 31313 Phone: 912-559-5536 Vendor ID# 114739		Quarterly Scores (Grades)		Current Quarter Score (Grade)
		Q1: 72.32 (C-)	Q2: 84.73 (B)	84.73%
		Q3: N/A	Q4: N/A	(B)
# New Foster Homes During Quarter: 0		# Children in Care During Quarter: 11	# Placements During Quarter: 11	# Children in Care On Last Day: 10
	Avg Performance All CPAs (%)	Provider Performance (%)*	Possible Points (Weight)	Provider Points Earned
OPM Monitoring Reviews				
Annual Comprehensive Reviews	87%	75%	25	18.65
Safety Reviews	95%	95%	15	14.24
Monitoring Sub-Total			40	32.89
CPA Safety Outcomes				
Incidence of Maltreatment	0.03%	No Substantiated Reports	10	10.00
Staff Training	82%	100%	10	10.00
Safety Sub-Total			20	20.00
CPA Permanency Outcomes				
Placement Stability	92%	100%	15	15.00
Permanency Sub-Total			15	15.00
CPA Well-Being Outcomes				
EPSDT Medical Visits	84%	70%	4	2.80
EPSDT Dental Visits	71%	43%	4	1.72
Academic Supports	76%	0%	3	0.00
Provider ECEM Visits	91%	86%	7	6.02
Provider General Contacts	88%	90%	7	6.30
Placements with Siblings	57%	43%	Not Scored	Not Scored
Placements within Legal County	14%	0%	Not Scored	Not Scored
Well-Being Sub-Total			25	16.84

*Performance calculation descriptions can be found in the FY 2017 RBWO PBP Measurements and Standards Guide.

Monitoring & Outcomes: Possible Points = 100		Points Earned: 84.73	
Score Before Incentives Credit			84.73%
Incentives Awarded			0.00 pts
PBP Verification			N/A pts
Total Score			84.73%

Provider/Program Name: ALR Family Services, Inc. - (5140) - CPA



DHS, DFCS, Office of Provider Management
Performance-Based Placement Measures
RBWO Provider GA+SCORECARD - CPA



Report Quarter: Q2 FY2017

# New Foster Homes During Quarter: 0		# Children in Care During Quarter: 11	# Placements During Quarter: 11	# Children in Care On Last Day: 10
CPA Incentive Credits	Avg Performance All CPAs (%)	Provider Performance (%)*	Possible Points (Weight)	Provider Points Earned
Early EPSDT Medical Visits		0%	2	0.00
Early EPSDT Dental Visits		0%	2	0.00
Permanency Contacts		0%	5	0.00
Additional Academic Supports		0%	2	0.00
Foster Hm Retention Rate (threshold = 90)		0%	2	0.00
Foster Hm Recruitment (threshold = 100)		0%	2	0.00
Active Agency Accreditation		0%	4	0.00
Staff Clinical Licensure		0%	5	0.00
Incentives Total	5.04		24	0.00
Maximum total combined incentive credit allowed is 10 points.			Incentives Awarded	0.00
*Performance calculation descriptions can be found in the FY 2017 RBWO PBP Measurements and Standards Guide.				

Child Protective Services Investigations and Dispositions		
The following investigations data, which is not used for scoring but is considered significant to a provider's performance, is from Georgia SHINES and is not considered final or complete until the end of the fiscal year.		
Total Reports:	0	
Number Screened In:	0	
Number Screened Out:	0	
Number Substantiated:	0	
Number Unsubstantiated:	0	
Number Active CPS Investigations:	0	



DHS, DFCS, Office of Provider Management
Performance-Based Placement Measures
RBWO Provider GA+SCORECARD - CPA



Report Quarter: Q2 FY2017

Provider/Program Name: Benchmark Family Services, Inc - Augusta (5150) - CPA

4389 West Maysfield Drive, Augusta, GA 30909 Phone: (706) 868-7200 Vendor ID# 115566	Quarterly Scores (Grades)		Current Quarter Score (Grade)
	Q1: 93.06 (A-)	Q2: 86.90 (B)	86.90% (B)
	Q3: N/A	Q4: N/A	
# New Foster Homes During Quarter: 2	# Children in Care During Quarter: 26	# Placements During Quarter: 26	# Children in Care On Last Day: 21

Quarterly Provider Comparisons to All CPAs

▼ — indicates average for all CPAs





DHS, DFCS, Office of Provider Management
Performance-Based Placement Measures
RBWO Provider GA+SCORECARD - CPA



Report Quarter: Q2 FY2017

Provider/Program Name: Benchmark Family Services, Inc - Augusta (5150) - CPA

4389 West Maysfield Drive, Augusta, GA 30909 Phone: (706) 868-7200 Vendor ID# 115566		Quarterly Scores (Grades)		Current Quarter Score (Grade)
		Q1: 93.06 (A-)	Q2: 86.90 (B)	86.90%
		Q3: N/A	Q4: N/A	(B)
# New Foster Homes During Quarter: 2		# Children in Care During Quarter: 26	# Placements During Quarter: 26	# Children in Care On Last Day: 21
	Avg Performance All CPAs (%)	Provider Performance (%)*	Possible Points (Weight)	Provider Points Earned
OPM Monitoring Reviews				
Annual Comprehensive Reviews	87%	97%	25	24.17
Safety Reviews	95%	92%	15	13.86
Monitoring Sub-Total			40	38.02
CPA Safety Outcomes				
Incidence of Maltreatment	0.03%	1 Substantiated Report	10	0.00
Staff Training	82%	95%	10	9.50
Safety Sub-Total			20	9.50
CPA Permanency Outcomes				
Placement Stability	92%	92%	15	13.80
Permanency Sub-Total			15	13.80
CPA Well-Being Outcomes				
EPSDT Medical Visits	84%	83%	4	3.32
EPSDT Dental Visits	71%	71%	4	2.84
Academic Supports	76%	78%	3	2.34
Provider ECEM Visits	91%	78%	7	5.46
Provider General Contacts	88%	77%	7	5.39
Placements with Siblings	57%	21%	Not Scored	Not Scored
Placements within Legal County	14%	50%	Not Scored	Not Scored
Well-Being Sub-Total			25	19.35

*Performance calculation descriptions can be found in the FY 2017 RBWO PBP Measurements and Standards Guide.

Monitoring & Outcomes: Possible Points = 100		Points Earned: 80.67	
Score Before Incentives Credit			80.67%
Incentives Awarded			6.23 pts
PBP Verification			N/A pts
Total Score			86.90%

Provider/Program Name: Benchmark Family Services, Inc - Augusta (5150) - CPA



DHS, DFCS, Office of Provider Management
Performance-Based Placement Measures
RBWO Provider GA+SCORECARD - CPA



Report Quarter: Q2 FY2017

# New Foster Homes During Quarter: 2		# Children in Care During Quarter: 26	# Placements During Quarter: 26	# Children in Care On Last Day: 21
CPA Incentive Credits	Avg Performance All CPAs (%)	Provider Performance (%)*	Possible Points (Weight)	Provider Points Earned
Early EPSDT Medical Visits		33%	2	0.66
Early EPSDT Dental Visits		33%	2	0.66
Permanency Contacts		5%	5	0.25
Additional Academic Supports		33%	2	0.66
Foster Hm Retention Rate (threshold = 90)		80%	2	0.00
Foster Hm Recruitment (threshold = 100)		100%	2	2.00
Active Agency Accreditation		50%	4	2.00
Staff Clinical Licensure		0%	5	0.00
Incentives Total	5.04		24	6.23
Maximum total combined incentive credit allowed is 10 points.			Incentives Awarded	6.23
*Performance calculation descriptions can be found in the FY 2017 RBWO PBP Measurements and Standards Guide.				

Child Protective Services Investigations and Dispositions

The following investigations data, which is not used for scoring but is considered significant to a provider's performance, is from Georgia SHINES and is not considered final or complete until the end of the fiscal year.

Total Reports:	1
Number Screened In:	0
Number Screened Out:	1
Number Substantiated:	1
Number Unsubstantiated:	0
Number Active CPS Investigations:	-1



DHS, DFCS, Office of Provider Management
Performance-Based Placement Measures
RBWO Provider GA+SCORECARD - CPA



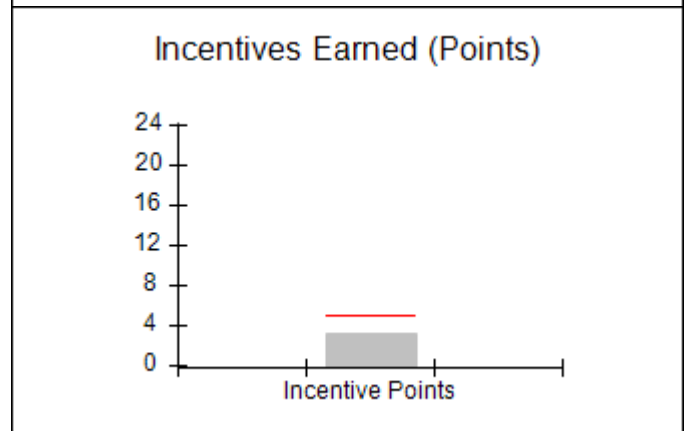
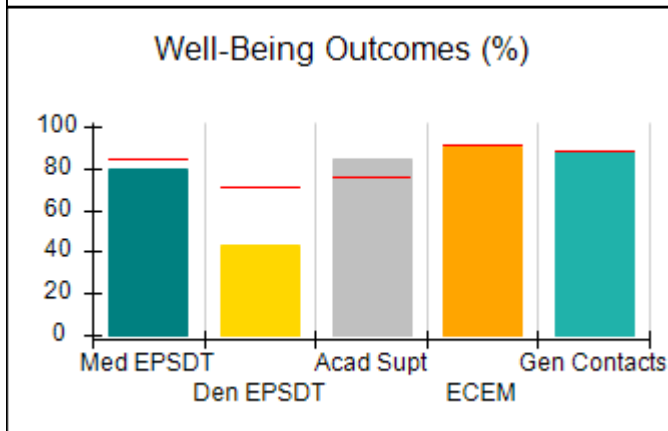
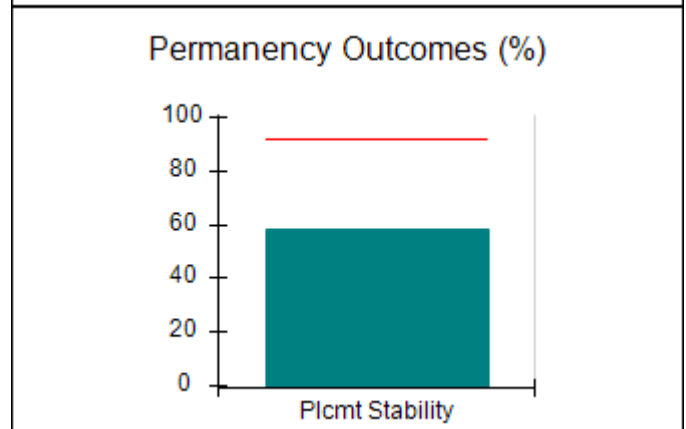
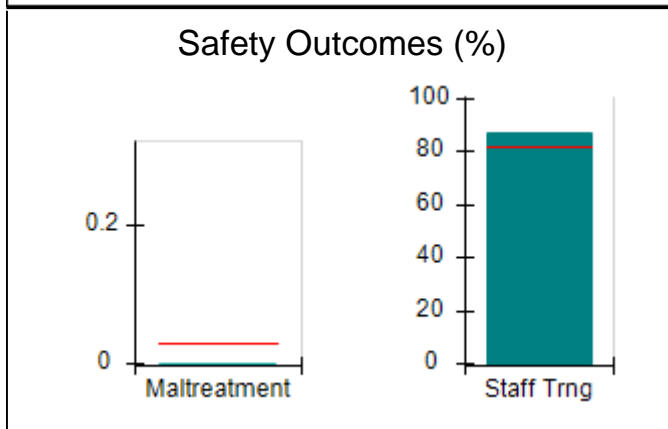
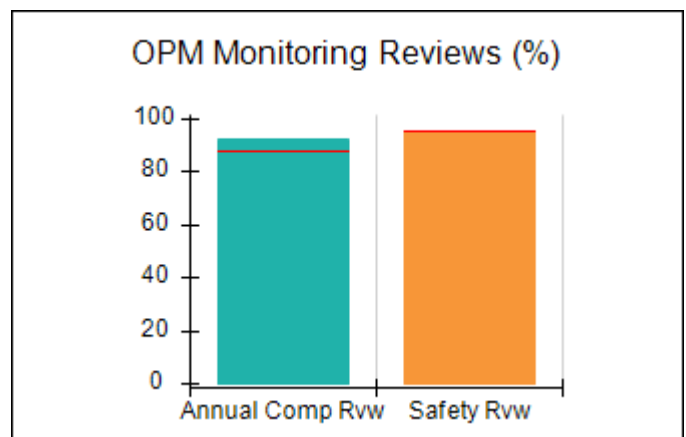
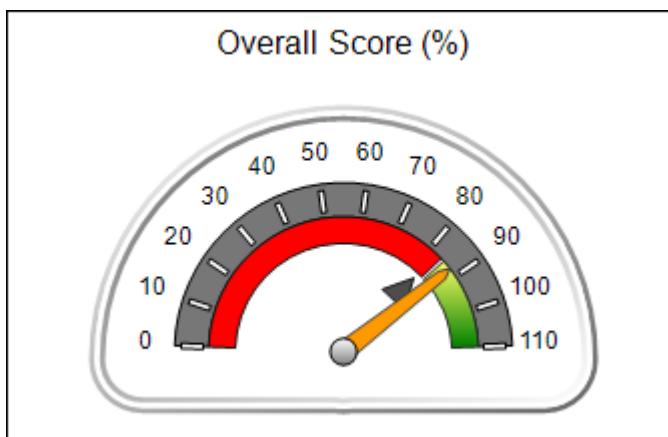
Report Quarter: Q2 FY2017

Provider/Program Name: Benchmark Family Services, Inc - Brunswick (5149) - CPA

93 Benchmark Way, Brunswick, GA 31520 Phone: (912) 262-2777 Vendor ID# 115567	Quarterly Scores (Grades)		Current Quarter Score (Grade)
	Q1: 89.07 (B+)	Q2: 87.63 (B+)	87.63% (B+)
	Q3: N/A	Q4: N/A	
# New Foster Homes During Quarter: 3	# Children in Care During Quarter: 83	# Placements During Quarter: 85	# Children in Care On Last Day: 43

Quarterly Provider Comparisons to All CPAs

— indicates average for all CPAs





DHS, DFCS, Office of Provider Management
Performance-Based Placement Measures
RBWO Provider GA+SCORECARD - CPA



Report Quarter: Q2 FY2017

Provider/Program Name: Benchmark Family Services, Inc - Brunswick (5149) - CPA

93 Benchmark Way, Brunswick, GA 31520 Phone: (912) 262-2777 Vendor ID# 115567		Quarterly Scores (Grades)		Current Quarter Score (Grade)
		Q1: 89.07 (B+)	Q2: 87.63 (B+)	87.63%
		Q3: N/A	Q4: N/A	(B+)
# New Foster Homes During Quarter: 3		# Children in Care During Quarter: 83	# Placements During Quarter: 85	# Children in Care On Last Day: 43
	Avg Performance All CPAs (%)	Provider Performance (%)*	Possible Points (Weight)	Provider Points Earned
OPM Monitoring Reviews				
Annual Comprehensive Reviews	87%	92%	25	23.06
Safety Reviews	95%	95%	15	14.23
Monitoring Sub-Total			40	37.29
CPA Safety Outcomes				
Incidence of Maltreatment	0.03%	No Substantiated Reports	10	10.00
Staff Training	82%	87%	10	8.70
Safety Sub-Total			20	18.70
CPA Permanency Outcomes				
Placement Stability	92%	58%	15	8.70
Permanency Sub-Total			15	8.70
CPA Well-Being Outcomes				
EPSDT Medical Visits	84%	80%	4	3.20
EPSDT Dental Visits	71%	43%	4	1.72
Academic Supports	76%	84%	3	2.52
Provider ECEM Visits	91%	90%	7	6.30
Provider General Contacts	88%	88%	7	6.16
Placements with Siblings	57%	88%	Not Scored	Not Scored
Placements within Legal County	14%	0%	Not Scored	Not Scored
Well-Being Sub-Total			25	19.90

*Performance calculation descriptions can be found in the FY 2017 RBWO PBP Measurements and Standards Guide.

Monitoring & Outcomes: Possible Points = 100		Points Earned: 84.59	
Score Before Incentives Credit			84.59%
Incentives Awarded			3.04 pts
PBP Verification			N/A pts
Total Score			87.63%

Provider/Program Name: Benchmark Family Services, Inc - Brunswick (5149) - CPA



DHS, DFCS, Office of Provider Management
Performance-Based Placement Measures
RBWO Provider GA+SCORECARD - CPA



Report Quarter: Q2 FY2017

# New Foster Homes During Quarter: 3		# Children in Care During Quarter: 83	# Placements During Quarter: 85	# Children in Care On Last Day: 43
CPA Incentive Credits	Avg Performance All CPAs (%)	Provider Performance (%)*	Possible Points (Weight)	Provider Points Earned
Early EPSDT Medical Visits		46%	2	0.92
Early EPSDT Dental Visits		24%	2	0.48
Permanency Contacts		0%	5	0.00
Additional Academic Supports		82%	2	1.64
Foster Hm Retention Rate (threshold = 90)		83%	2	0.00
Foster Hm Recruitment (threshold = 100)		75%	2	0.00
Active Agency Accreditation		0%	4	0.00
Staff Clinical Licensure		0%	5	0.00
Incentives Total	5.04		24	3.04
Maximum total combined incentive credit allowed is 10 points.			Incentives Awarded	3.04
*Performance calculation descriptions can be found in the FY 2017 RBWO PBP Measurements and Standards Guide.				

Child Protective Services Investigations and Dispositions

The following investigations data, which is not used for scoring but is considered significant to a provider's performance, is from Georgia SHINES and is not considered final or complete until the end of the fiscal year.

Total Reports:	1	
Number Screened In:	0	
Number Screened Out:	1	
Number Substantiated:	0	
Number Unsubstantiated:	0	
Number Active CPS Investigations:	0	



DHS, DFCS, Office of Provider Management
Performance-Based Placement Measures
RBWO Provider GA+SCORECARD - CPA



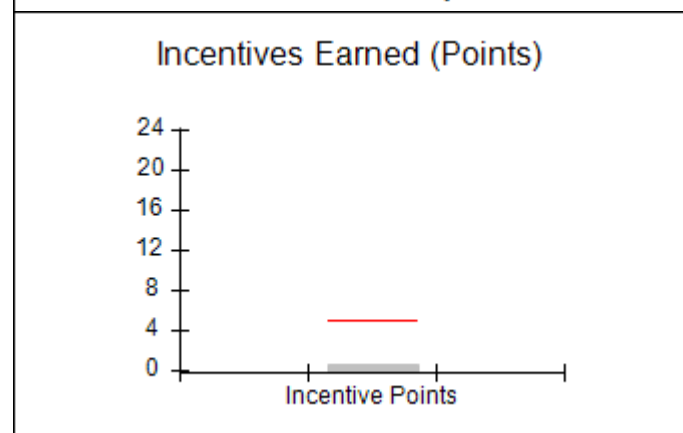
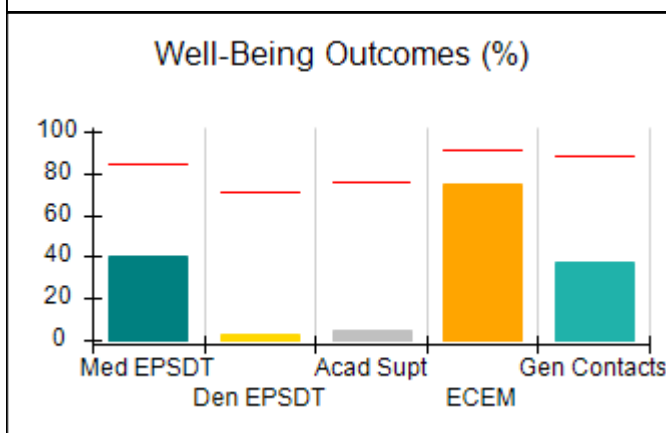
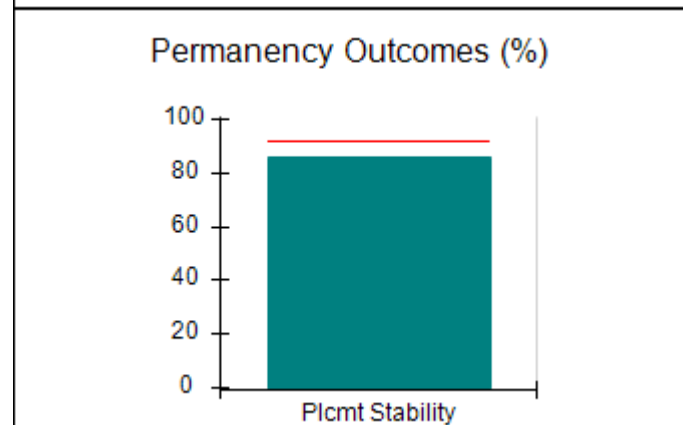
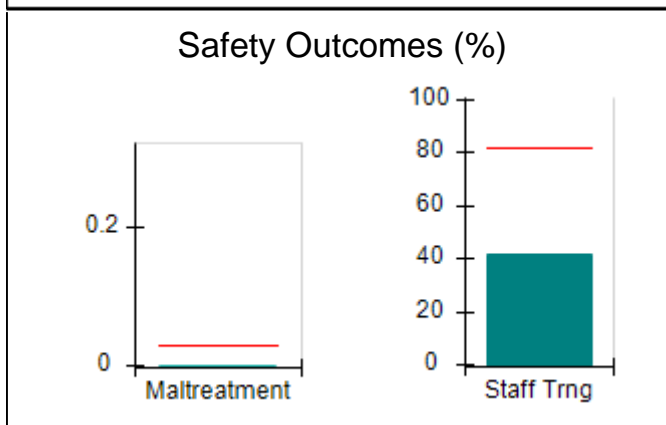
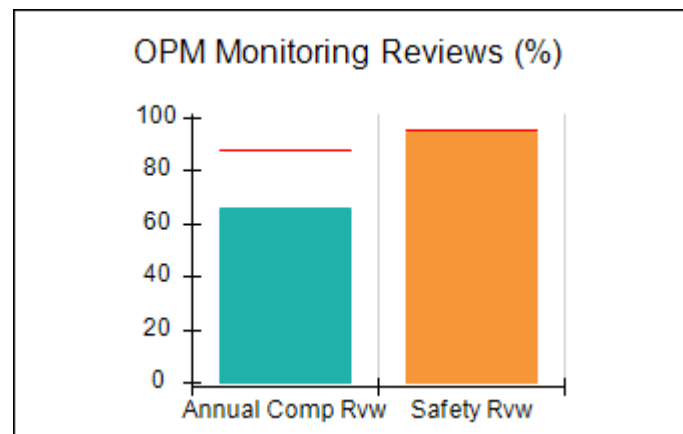
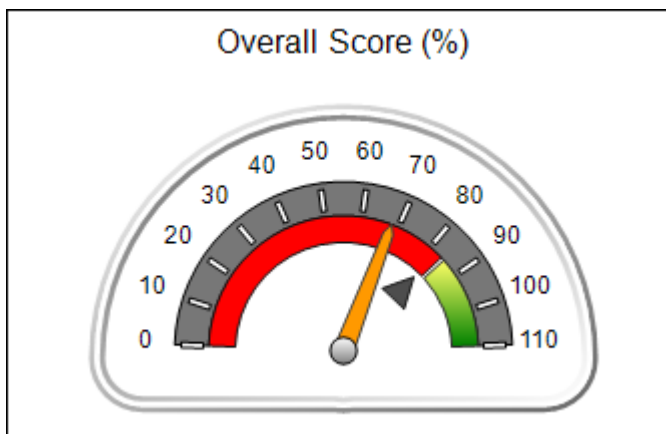
Report Quarter: Q2 FY2017

Provider/Program Name: Benchmark Family Services, Inc - Columbus (5113) - CPA

506 Manchester Expressway, Columbus, GA 30345 Phone: 706-494-1821 Vendor ID# 99720	Quarterly Scores (Grades)		Current Quarter Score (Grade)
	Q1: 70.23 (C-)	Q2: 68.12 (D+)	68.12% (D+)
	Q3: N/A	Q4: N/A	
# New Foster Homes During Quarter: 0	# Children in Care During Quarter: 59	# Placements During Quarter: 68	# Children in Care On Last Day: 47

Quarterly Provider Comparisons to All CPAs

▼ — indicates average for all CPAs





DHS, DFCS, Office of Provider Management
Performance-Based Placement Measures
RBWO Provider GA+SCORECARD - CPA



Report Quarter: Q2 FY2017

Provider/Program Name: Benchmark Family Services, Inc - Columbus (5113) - CPA

506 Manchester Expressway, Columbus, GA 30345 Phone: 706-494-1821 Vendor ID# 99720		Quarterly Scores (Grades)		Current Quarter Score (Grade)
		Q1: 70.23 (C-)	Q2: 68.12 (D+)	68.12%
		Q3: N/A	Q4: N/A	(D+)
# New Foster Homes During Quarter: 0		# Children in Care During Quarter: 59	# Placements During Quarter: 68	# Children in Care On Last Day: 47
	Avg Performance All CPAs (%)	Provider Performance (%)*	Possible Points (Weight)	Provider Points Earned
OPM Monitoring Reviews				
Annual Comprehensive Reviews	87%	66%	25	16.52
Safety Reviews	95%	95%	15	14.18
Monitoring Sub-Total			40	30.70
CPA Safety Outcomes				
Incidence of Maltreatment	0.03%	No Substantiated Reports	10	10.00
Staff Training	82%	42%	10	4.20
Safety Sub-Total			20	14.20
CPA Permanency Outcomes				
Placement Stability	92%	86%	15	12.90
Permanency Sub-Total			15	12.90
CPA Well-Being Outcomes				
EPSDT Medical Visits	84%	40%	4	1.60
EPSDT Dental Visits	71%	3%	4	0.12
Academic Supports	76%	5%	3	0.15
Provider ECEM Visits	91%	75%	7	5.25
Provider General Contacts	88%	38%	7	2.66
Placements with Siblings	57%	44%	Not Scored	Not Scored
Placements within Legal County	14%	21%	Not Scored	Not Scored
Well-Being Sub-Total			25	9.78

*Performance calculation descriptions can be found in the FY 2017 RBWO PBP Measurements and Standards Guide.

Monitoring & Outcomes: Possible Points = 100		Points Earned: 67.58	
Score Before Incentives Credit			67.58%
Incentives Awarded			0.54 pts
PBP Verification			N/A pts
Total Score			68.12%

Provider/Program Name: Benchmark Family Services, Inc - Columbus (5113) - CPA



DHS, DFCS, Office of Provider Management
Performance-Based Placement Measures
RBWO Provider GA+SCORECARD - CPA



Report Quarter: Q2 FY2017

# New Foster Homes During Quarter: 0		# Children in Care During Quarter: 59	# Placements During Quarter: 68	# Children in Care On Last Day: 47
CPA Incentive Credits	Avg Performance All CPAs (%)	Provider Performance (%)*	Possible Points (Weight)	Provider Points Earned
Early EPSDT Medical Visits		0%	2	0.00
Early EPSDT Dental Visits		0%	2	0.00
Permanency Contacts		0%	5	0.00
Additional Academic Supports		2%	2	0.04
Foster Hm Retention Rate (threshold = 90)		79%	2	0.00
Foster Hm Recruitment (threshold = 100)		0%	2	0.00
Active Agency Accreditation		0%	4	0.00
Staff Clinical Licensure		10%	5	0.50
Incentives Total	5.04		24	0.54
Maximum total combined incentive credit allowed is 10 points.			Incentives Awarded	0.54
*Performance calculation descriptions can be found in the FY 2017 RBWO PBP Measurements and Standards Guide.				

Child Protective Services Investigations and Dispositions

The following investigations data, which is not used for scoring but is considered significant to a provider's performance, is from Georgia SHINES and is not considered final or complete until the end of the fiscal year.

Total Reports:	0	
Number Screened In:	0	
Number Screened Out:	0	
Number Substantiated:	0	
Number Unsubstantiated:	0	
Number Active CPS Investigations:	0	



DHS, DFCS, Office of Provider Management
Performance-Based Placement Measures
RBWO Provider GA+SCORECARD - CPA



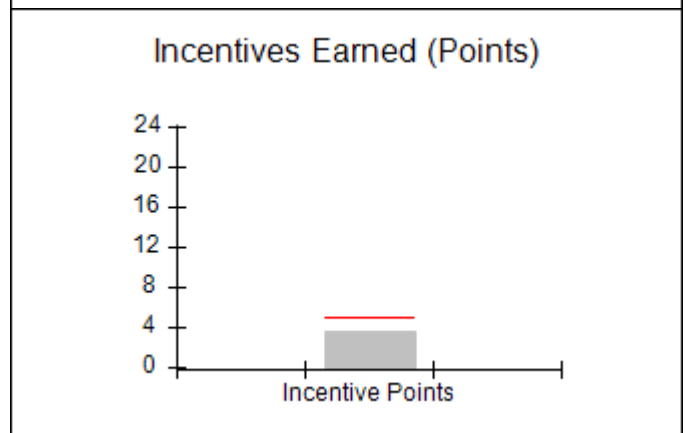
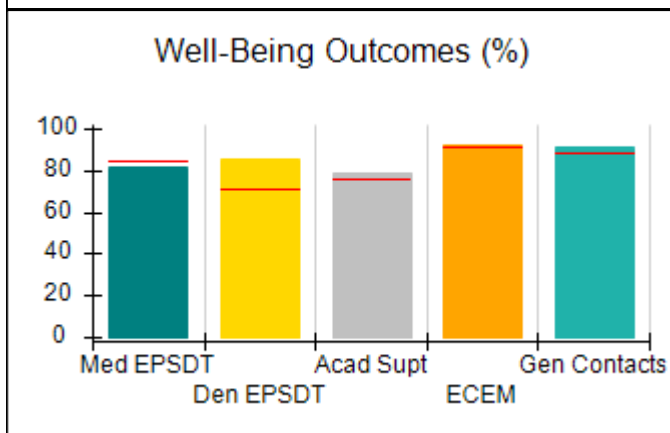
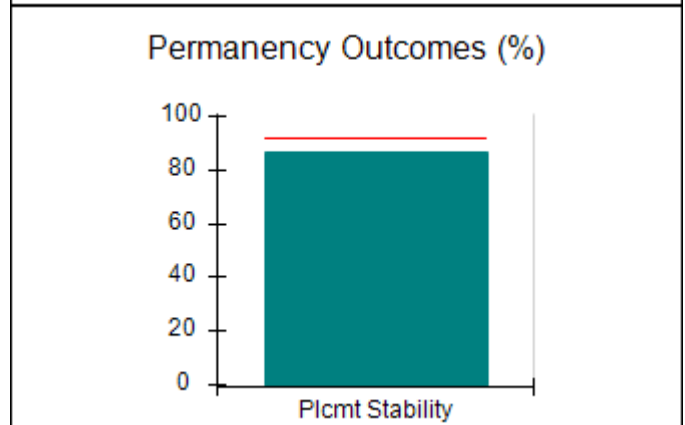
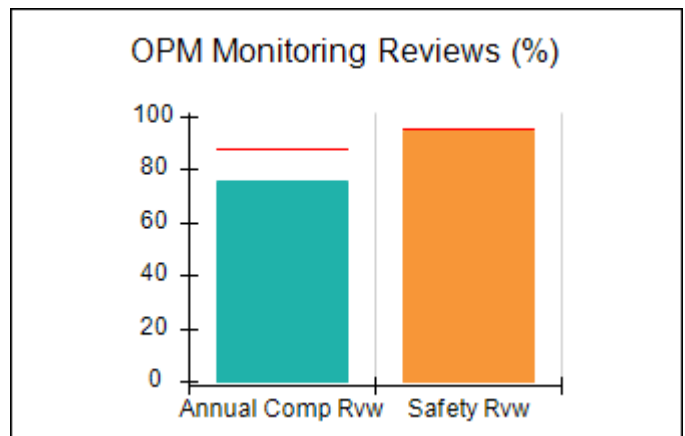
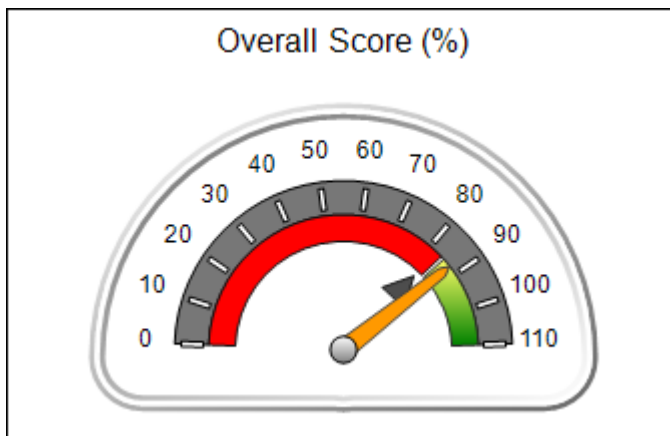
Report Quarter: Q2 FY2017

Provider/Program Name: Benchmark Family Services, Inc - Jonesboro (formerly Lifeway for Youth) (973) - CPA

9478 Winding Way Lane, Jonesboro, GA 30238 Phone: 770-210-8745 Vendor ID# 35445	Quarterly Scores (Grades)		Current Quarter Score (Grade)
	Q1: 92.62 (A-)	Q2: 87.47 (B+)	87.47% (B+)
	Q3: N/A	Q4: N/A	
# New Foster Homes During Quarter: 0	# Children in Care During Quarter: 86	# Placements During Quarter: 89	# Children in Care On Last Day: 63

Quarterly Provider Comparisons to All CPAs

▼ — indicates average for all CPAs





DHS, DFCS, Office of Provider Management
Performance-Based Placement Measures
RBWO Provider GA+SCORECARD - CPA



Report Quarter: Q2 FY2017

Provider/Program Name: Benchmark Family Services, Inc - Jonesboro (formerly Lifeway for Youth) (973) - CPA

9478 Winding Way Lane, Jonesboro, GA 30238 Phone: 770-210-8745 Vendor ID# 35445	Quarterly Scores (Grades)		Current Quarter Score (Grade)
	Q1: 92.62 (A-)	Q2: 87.47 (B+)	87.47% (B+)
	Q3: N/A	Q4: N/A	

# New Foster Homes During Quarter: 0	# Children in Care During Quarter: 86	# Placements During Quarter: 89	# Children in Care On Last Day: 63
--------------------------------------	---------------------------------------	---------------------------------	------------------------------------

	Avg Performance All CPAs (%)	Provider Performance (%)*	Possible Points (Weight)	Provider Points Earned
--	-------------------------------------	----------------------------------	---------------------------------	-------------------------------

OPM Monitoring Reviews

Annual Comprehensive Reviews	87%	76%	25	18.96
Safety Reviews	95%	94%	15	14.12
Monitoring Sub-Total			40	33.08

CPA Safety Outcomes

Incidence of Maltreatment	0.03%	No Substantiated Reports	10	10.00
Staff Training	82%	59%	10	5.90
Safety Sub-Total			20	15.90

CPA Permanency Outcomes

Placement Stability	92%	87%	15	13.05
Permanency Sub-Total			15	13.05

CPA Well-Being Outcomes

EPSDT Medical Visits	84%	82%	4	3.28
EPSDT Dental Visits	71%	85%	4	3.40
Academic Supports	76%	79%	3	2.37
Provider ECEM Visits	91%	92%	7	6.44
Provider General Contacts	88%	91%	7	6.37
Placements with Siblings	57%	61%	Not Scored	Not Scored
Placements within Legal County	14%	0%	Not Scored	Not Scored
Well-Being Sub-Total			25	21.86

*Performance calculation descriptions can be found in the FY 2017 RBWO PBP Measurements and Standards Guide.

Monitoring & Outcomes: Possible Points = 100	Points Earned: 83.89
Score Before Incentives Credit	83.89%
Incentives Awarded	3.58 pts
PBP Verification	N/A pts
Total Score	87.47%



DHS, DFCS, Office of Provider Management
Performance-Based Placement Measures
RBWO Provider GA+SCORECARD - CPA



Report Quarter: Q2 FY2017

Provider/Program Name: Benchmark Family Services, Inc - Jonesboro (formerly Lifeway for Youth) (973) - CPA

# New Foster Homes During Quarter: 0		# Children in Care During Quarter: 86	# Placements During Quarter: 89	# Children in Care On Last Day: 63
CPA Incentive Credits	Avg Performance All CPAs (%)	Provider Performance (%)*	Possible Points (Weight)	Provider Points Earned
Early EPSDT Medical Visits		39%	2	0.78
Early EPSDT Dental Visits		64%	2	1.28
Permanency Contacts		0%	5	0.00
Additional Academic Supports		76%	2	1.52
Foster Hm Retention Rate (threshold = 90)		67%	2	0.00
Foster Hm Recruitment (threshold = 100)		0%	2	0.00
Active Agency Accreditation		0%	4	0.00
Staff Clinical Licensure		0%	5	0.00
Incentives Total	5.04		24	3.58
Maximum total combined incentive credit allowed is 10 points.			Incentives Awarded	3.58

*Performance calculation descriptions can be found in the FY 2017 RBWO PBP Measurements and Standards Guide.

Child Protective Services Investigations and Dispositions

The following investigations data, which is not used for scoring but is considered significant to a provider's performance, is from Georgia SHINES and is not considered final or complete until the end of the fiscal year.

Total Reports:	1
Number Screened In:	1
Number Screened Out:	0
Number Substantiated:	0
Number Unsubstantiated:	1
Number Active CPS Investigations:	0



DHS, DFCS, Office of Provider Management
Performance-Based Placement Measures
RBWO Provider GA+SCORECARD - CPA

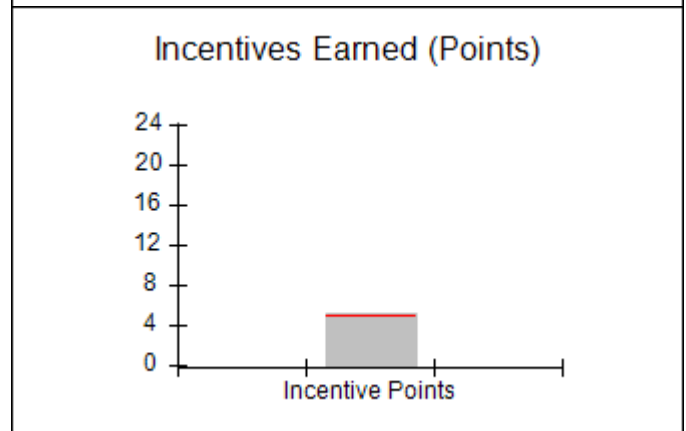
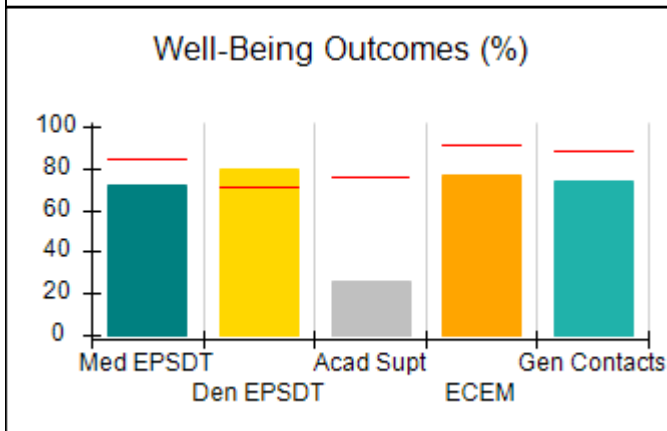
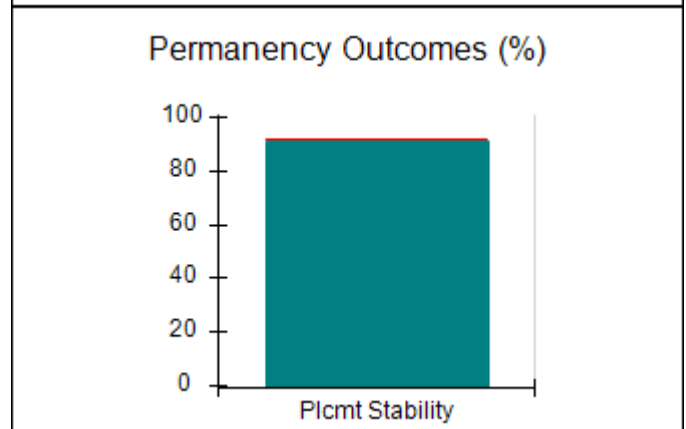
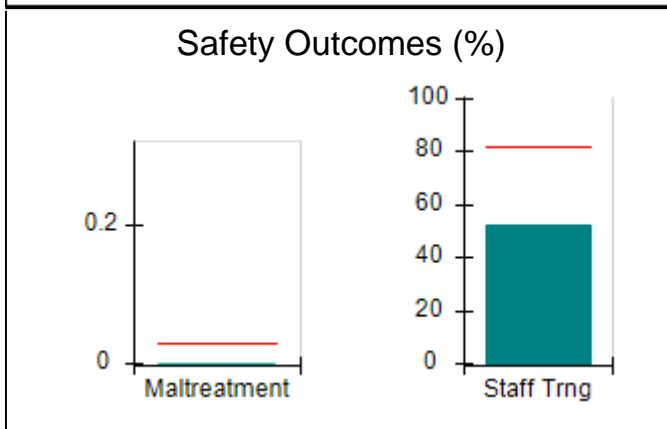
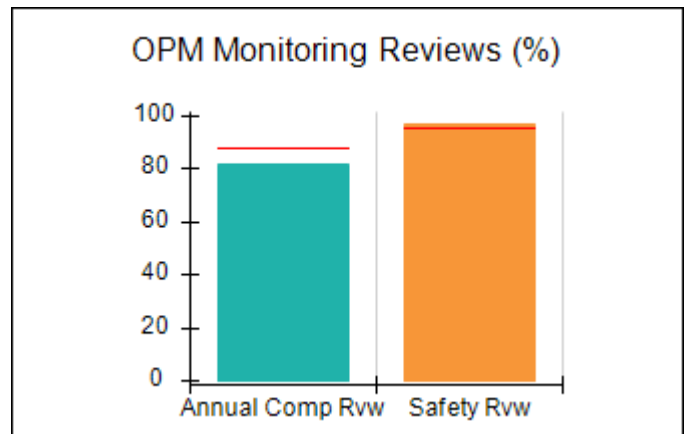
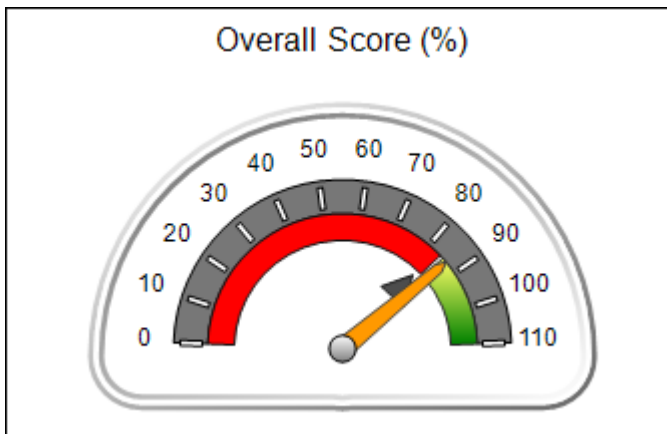


Report Quarter: Q2 FY2017

Provider/Program Name: Benchmark Family Services, Inc - Macon (5176) - CPA

4931 Riverside Drive, Macon, GA 31210 Phone: 770-210-8745 Vendor ID# 121138	Quarterly Scores (Grades)		Current Quarter Score (Grade)
	Q1: 86.75 (B)	Q2: 86.34 (B)	86.34% (B)
	Q3: N/A	Q4: N/A	
# New Foster Homes During Quarter: 7	# Children in Care During Quarter: 43	# Placements During Quarter: 46	# Children in Care On Last Day: 36
Quarterly Provider Comparisons to All CPAs			

▼ — indicates average for all CPAs





DHS, DFCS, Office of Provider Management
Performance-Based Placement Measures
RBWO Provider GA+SCORECARD - CPA



Report Quarter: Q2 FY2017

Provider/Program Name: Benchmark Family Services, Inc - Macon (5176) - CPA

4931 Riverside Drive, Macon, GA 31210		Quarterly Scores (Grades)		Current Quarter Score (Grade)
Phone: 770-210-8745		Q1: 86.75 (B)	Q2: 86.34 (B)	86.34%
Vendor ID# 121138		Q3: N/A	Q4: N/A	(B)
# New Foster Homes During Quarter: 7		# Children in Care During Quarter: 43	# Placements During Quarter: 46	# Children in Care On Last Day: 36
	Avg Performance All CPAs (%)	Provider Performance (%)*	Possible Points (Weight)	Provider Points Earned
OPM Monitoring Reviews				
Annual Comprehensive Reviews	87%	82%	25	20.41
Safety Reviews	95%	96%	15	14.47
Monitoring Sub-Total			40	34.88
CPA Safety Outcomes				
Incidence of Maltreatment	0.03%	No Substantiated Reports	10	10.00
Staff Training	82%	52%	10	5.20
Safety Sub-Total			20	15.20
CPA Permanency Outcomes				
Placement Stability	92%	91%	15	13.65
Permanency Sub-Total			15	13.65
CPA Well-Being Outcomes				
EPSDT Medical Visits	84%	72%	4	2.88
EPSDT Dental Visits	71%	80%	4	3.20
Academic Supports	76%	26%	3	0.78
Provider ECEM Visits	91%	77%	7	5.39
Provider General Contacts	88%	74%	7	5.18
Placements with Siblings	57%	62%	Not Scored	Not Scored
Placements within Legal County	14%	19%	Not Scored	Not Scored
Well-Being Sub-Total			25	17.43

*Performance calculation descriptions can be found in the FY 2017 RBWO PBP Measurements and Standards Guide.

Monitoring & Outcomes: Possible Points = 100		Points Earned: 81.16	
Score Before Incentives Credit			81.16%
Incentives Awarded			5.18 pts
PBP Verification			N/A pts
Total Score			86.34%

Provider/Program Name: Benchmark Family Services, Inc - Macon (5176) - CPA



DHS, DFCS, Office of Provider Management
Performance-Based Placement Measures
RBWO Provider GA+SCORECARD - CPA



Report Quarter: Q2 FY2017

# New Foster Homes During Quarter: 7		# Children in Care During Quarter: 43	# Placements During Quarter: 46	# Children in Care On Last Day: 36
CPA Incentive Credits	Avg Performance All CPAs (%)	Provider Performance (%)*	Possible Points (Weight)	Provider Points Earned
Early EPSDT Medical Visits		23%	2	0.46
Early EPSDT Dental Visits		36%	2	0.72
Permanency Contacts		0%	5	0.00
Additional Academic Supports		0%	2	0.00
Foster Hm Retention Rate (threshold = 90)		73%	2	0.00
Foster Hm Recruitment (threshold = 100)		200%	2	2.00
Active Agency Accreditation		50%	4	2.00
Staff Clinical Licensure		0%	5	0.00
Incentives Total	5.04		24	5.18
Maximum total combined incentive credit allowed is 10 points.			Incentives Awarded	5.18
*Performance calculation descriptions can be found in the FY 2017 RBWO PBP Measurements and Standards Guide.				

Child Protective Services Investigations and Dispositions

The following investigations data, which is not used for scoring but is considered significant to a provider's performance, is from Georgia SHINES and is not considered final or complete until the end of the fiscal year.

Total Reports:	2	
Number Screened In:	2	
Number Screened Out:	0	
Number Substantiated:	0	
Number Unsubstantiated:	2	
Number Active CPS Investigations:	0	



DHS, DFCS, Office of Provider Management
Performance-Based Placement Measures
RBWO Provider GA+SCORECARD - CPA



Report Quarter: Q2 FY2017

Provider/Program Name: Benchmark Family Services, Inc - Snellville/Lawrenceville (5112) - CPA

2820 Main Street, West, Snellville, GA 30238

Phone: 770-338-0800

Vendor ID# 99719

Quarterly Scores (Grades)

Q1: 91.36 (A-)

Q2: 93.86 (A-)

Q3: N/A

Q4: N/A

Current Quarter Score (Grade)

93.86%

(A-)

New Foster Homes During Quarter: 3

Children in Care During Quarter: 134

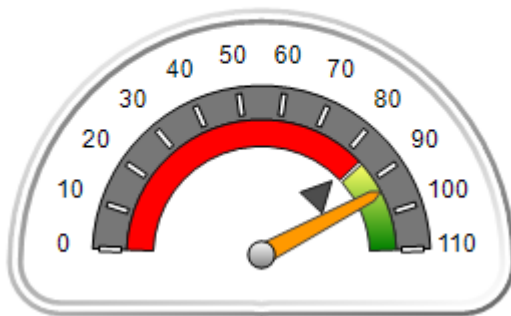
Placements During Quarter: 141

Children in Care On Last Day: 99

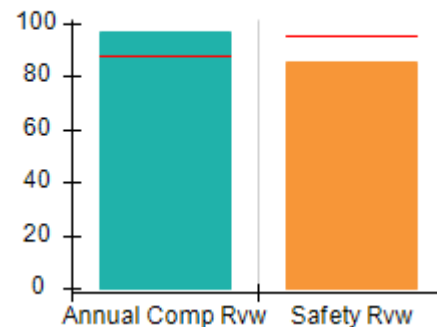
Quarterly Provider Comparisons to All CPAs

▼ — indicates average for all CPAs

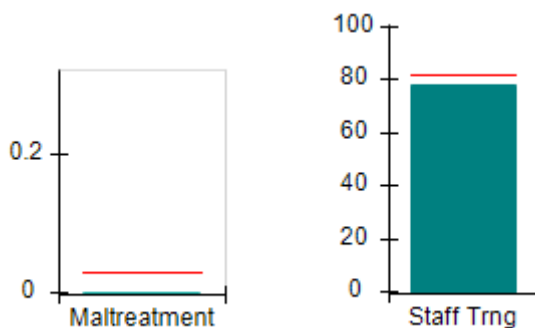
Overall Score (%)



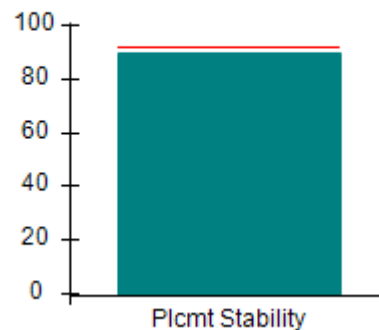
OPM Monitoring Reviews (%)



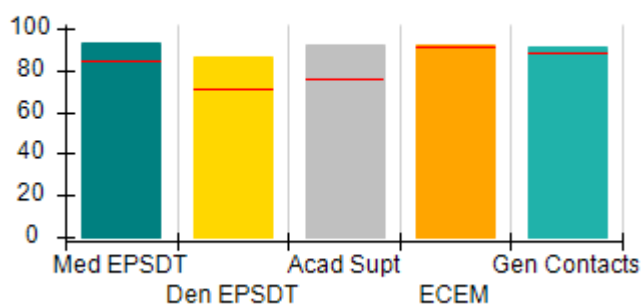
Safety Outcomes (%)



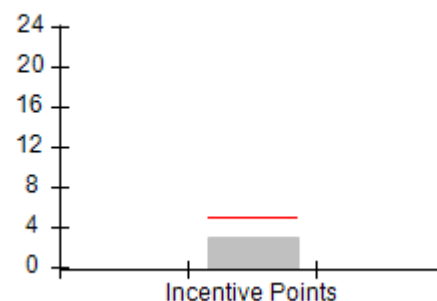
Permanency Outcomes (%)



Well-Being Outcomes (%)



Incentives Earned (Points)





DHS, DFCS, Office of Provider Management
Performance-Based Placement Measures
RBWO Provider GA+SCORECARD - CPA



Report Quarter: Q2 FY2017

Provider/Program Name: Benchmark Family Services, Inc - Snellville/Lawrenceville (5112) - CPA

2820 Main Street, West, Snellville, GA 30238		Quarterly Scores (Grades)		Current Quarter Score (Grade)
Phone: 770-338-0800		Q1: 91.36 (A-)	Q2: 93.86 (A-)	93.86%
Vendor ID# 99719		Q3: N/A	Q4: N/A	(A-)
# New Foster Homes During Quarter: 3		# Children in Care During Quarter: 134	# Placements During Quarter: 141	# Children in Care On Last Day: 99
	Avg Performance All CPAs (%)	Provider Performance (%)*	Possible Points (Weight)	Provider Points Earned
OPM Monitoring Reviews				
Annual Comprehensive Reviews	87%	96%	25	24.08
Safety Reviews	95%	85%	15	12.77
Monitoring Sub-Total			40	36.85
CPA Safety Outcomes				
Incidence of Maltreatment	0.03%	No Substantiated Reports	10	10.00
Staff Training	82%	78%	10	7.80
Safety Sub-Total			20	17.80
CPA Permanency Outcomes				
Placement Stability	92%	90%	15	13.50
Permanency Sub-Total			15	13.50
CPA Well-Being Outcomes				
EPSDT Medical Visits	84%	93%	4	3.72
EPSDT Dental Visits	71%	86%	4	3.44
Academic Supports	76%	92%	3	2.76
Provider ECEM Visits	91%	92%	7	6.44
Provider General Contacts	88%	91%	7	6.37
Placements with Siblings	57%	37%	Not Scored	Not Scored
Placements within Legal County	14%	9%	Not Scored	Not Scored
Well-Being Sub-Total			25	22.73

*Performance calculation descriptions can be found in the FY 2017 RBWO PBP Measurements and Standards Guide.

Monitoring & Outcomes: Possible Points = 100		Points Earned: 90.88	
Score Before Incentives Credit			90.88%
Incentives Awarded			2.98 pts
PBP Verification			N/A pts
Total Score			93.86%



DHS, DFCS, Office of Provider Management
Performance-Based Placement Measures
RBWO Provider GA+SCORECARD - CPA



Report Quarter: Q2 FY2017

Provider/Program Name: Benchmark Family Services, Inc - Snellville/Lawrenceville (5112) - CPA

# New Foster Homes During Quarter: 3		# Children in Care During Quarter: 134	# Placements During Quarter: 141	# Children in Care On Last Day: 99
CPA Incentive Credits	Avg Performance All CPAs (%)	Provider Performance (%)*	Possible Points (Weight)	Provider Points Earned
Early EPSDT Medical Visits		18%	2	0.36
Early EPSDT Dental Visits		41%	2	0.82
Permanency Contacts		None Planned	5	
Additional Academic Supports		90%	2	1.80
Foster Hm Retention Rate (threshold = 90)		79%	2	0.00
Foster Hm Recruitment (threshold = 100)		75%	2	0.00
Active Agency Accreditation		0%	4	0.00
Staff Clinical Licensure		0%	5	0.00
Incentives Total	5.04		24	2.98
Maximum total combined incentive credit allowed is 10 points.			Incentives Awarded	2.98

*Performance calculation descriptions can be found in the FY 2017 RBWO PBP Measurements and Standards Guide.

Child Protective Services Investigations and Dispositions

The following investigations data, which is not used for scoring but is considered significant to a provider's performance, is from Georgia SHINES and is not considered final or complete until the end of the fiscal year.

Total Reports:	3
Number Screened In:	1
Number Screened Out:	2
Number Substantiated:	0
Number Unsubstantiated:	3
Number Active CPS Investigations:	-2



DHS, DFCS, Office of Provider Management
Performance-Based Placement Measures
RBWO Provider GA+SCORECARD - CPA



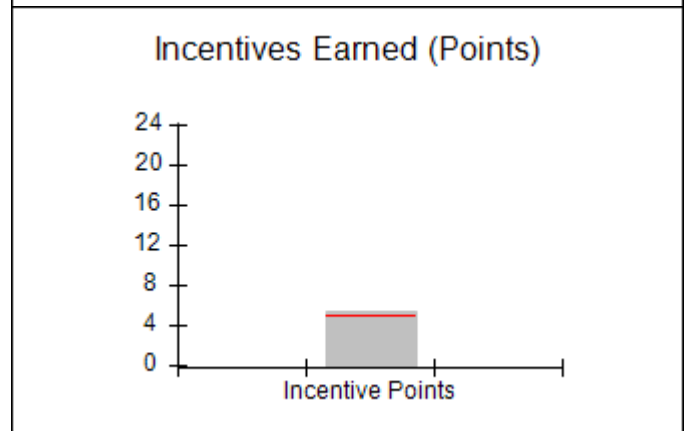
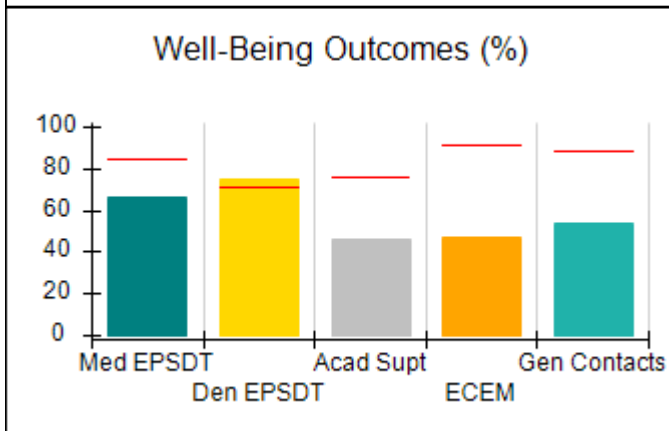
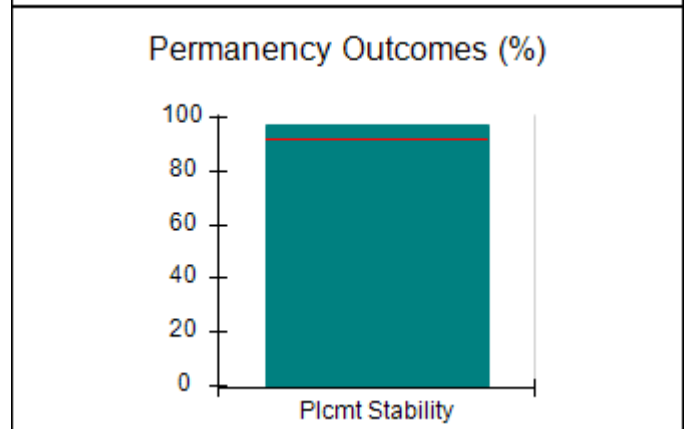
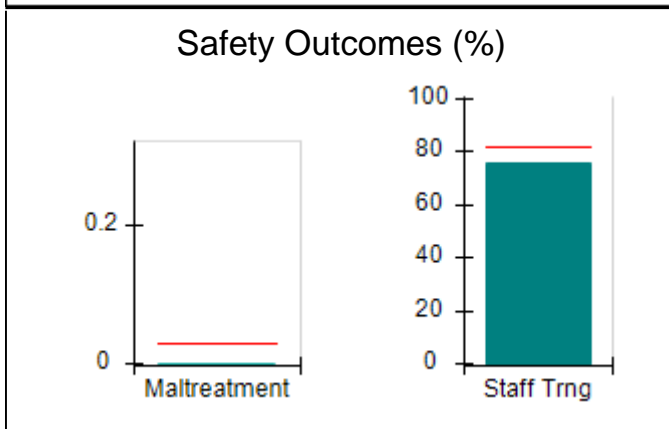
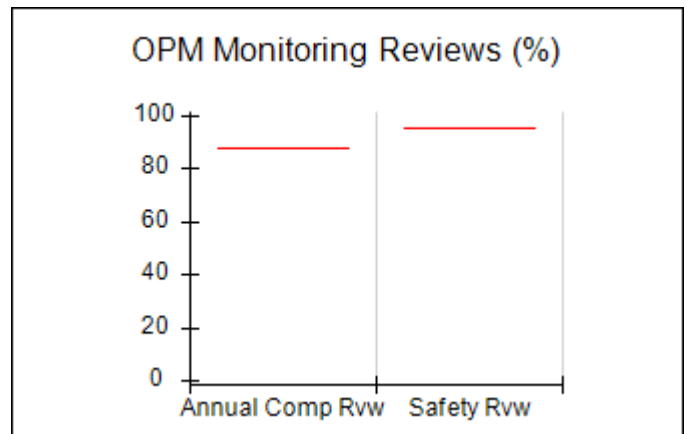
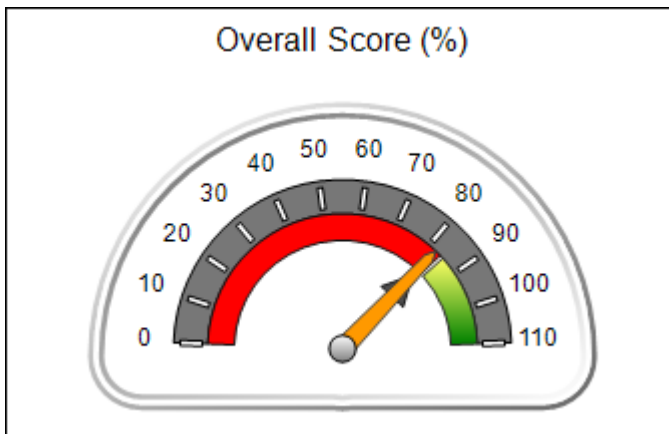
Report Quarter: Q2 FY2017

Provider/Program Name: Benchmark Family Services, Inc - Statesboro (5242) - CPA

9222 Highway 301 South, Statesboro, GA 30458 Phone: (912) 623-2130 Vendor ID# 143215	Quarterly Scores (Grades)		Current Quarter Score (Grade)
	Q1: 76.54 (C)	Q2: 82.33 (B-)	82.33% (B-)
	Q3: N/A	Q4: N/A	
# New Foster Homes During Quarter: 24	# Children in Care During Quarter: 39	# Placements During Quarter: 40	# Children in Care On Last Day: 35

Quarterly Provider Comparisons to All CPAs

▼ — indicates average for all CPAs





DHS, DFCS, Office of Provider Management
Performance-Based Placement Measures
RBWO Provider GA+SCORECARD - CPA



Report Quarter: Q2 FY2017

Provider/Program Name: Benchmark Family Services, Inc - Statesboro (5242) - CPA

9222 Highway 301 South, Statesboro, GA 30458 Phone: (912) 623-2130 Vendor ID# 143215		Quarterly Scores (Grades)		Current Quarter Score (Grade)
		Q1: 76.54 (C)	Q2: 82.33 (B-)	82.33%
		Q3: N/A	Q4: N/A	(B-)
# New Foster Homes During Quarter: 24		# Children in Care During Quarter: 39	# Placements During Quarter: 40	# Children in Care On Last Day: 35
	Avg Performance All CPAs (%)	Provider Performance (%)*	Possible Points (Weight)	Provider Points Earned
OPM Monitoring Reviews				
Annual Comprehensive Reviews	87%	Not Yet Conducted		
Safety Reviews	95%	Not Yet Conducted		
Monitoring Sub-Total				0.00
CPA Safety Outcomes				
Incidence of Maltreatment	0.03%	No Substantiated Reports	10	10.00
Staff Training	82%	76%	10	7.60
Safety Sub-Total			20	17.60
CPA Permanency Outcomes				
Placement Stability	92%	97%	15	14.55
Permanency Sub-Total			15	14.55
CPA Well-Being Outcomes				
EPSDT Medical Visits	84%	66%	4	2.64
EPSDT Dental Visits	71%	75%	4	3.00
Academic Supports	76%	46%	3	1.38
Provider ECEM Visits	91%	47%	7	3.29
Provider General Contacts	88%	54%	7	3.78
Placements with Siblings	57%	100%	Not Scored	Not Scored
Placements within Legal County	14%	11%	Not Scored	Not Scored
Well-Being Sub-Total			25	14.09

*Performance calculation descriptions can be found in the FY 2017 RBWO PBP Measurements and Standards Guide.

Monitoring & Outcomes: Possible Points = 60		Points Earned: 46.24	
Score Before Incentives Credit			77.07%
Incentives Awarded			5.26 pts
PBP Verification			N/A pts
Total Score			82.33%

Provider/Program Name: Benchmark Family Services, Inc - Statesboro (5242) - CPA



DHS, DFCS, Office of Provider Management
Performance-Based Placement Measures
RBWO Provider GA+SCORECARD - CPA



Report Quarter: Q2 FY2017

# New Foster Homes During Quarter: 24		# Children in Care During Quarter: 39	# Placements During Quarter: 40	# Children in Care On Last Day: 35
CPA Incentive Credits	Avg Performance All CPAs (%)	Provider Performance (%)*	Possible Points (Weight)	Provider Points Earned
Early EPSDT Medical Visits		0%	2	0.00
Early EPSDT Dental Visits		17%	2	0.34
Permanency Contacts		0%	5	0.00
Additional Academic Supports		46%	2	0.92
Foster Hm Retention Rate (threshold = 90)		0%	2	0.00
Foster Hm Recruitment (threshold = 100)		1000%	2	2.00
Active Agency Accreditation		50%	4	2.00
Staff Clinical Licensure		0%	5	0.00
Incentives Total	5.04		24	5.26
Maximum total combined incentive credit allowed is 10 points.			Incentives Awarded	5.26
*Performance calculation descriptions can be found in the FY 2017 RBWO PBP Measurements and Standards Guide.				

Child Protective Services Investigations and Dispositions

The following investigations data, which is not used for scoring but is considered significant to a provider's performance, is from Georgia SHINES and is not considered final or complete until the end of the fiscal year.

Total Reports:	0	
Number Screened In:	0	
Number Screened Out:	0	
Number Substantiated:	0	
Number Unsubstantiated:	0	
Number Active CPS Investigations:	0	



DHS, DFCS, Office of Provider Management
Performance-Based Placement Measures
RBWO Provider GA+SCORECARD - CPA



Report Quarter: Q2 FY2017

Provider/Program Name: Bethany Christian Services - Atlanta (573) - CPA

6645 Peachtree Dunwoody Road, NE, Atlanta, GA 30328

Phone: 770-455-7111

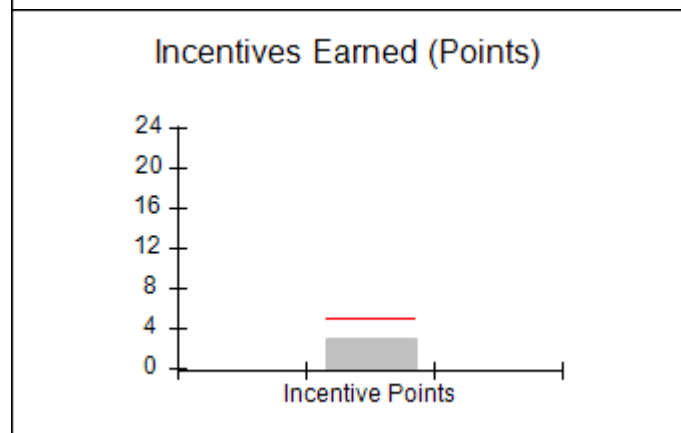
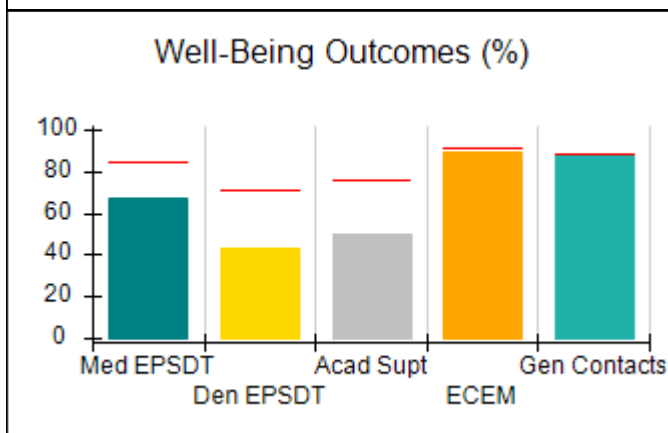
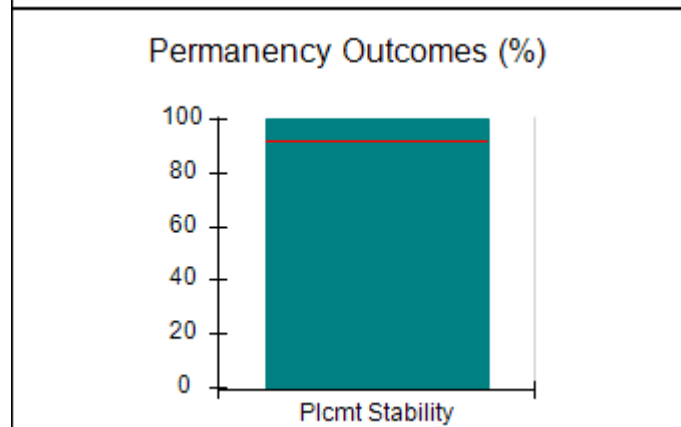
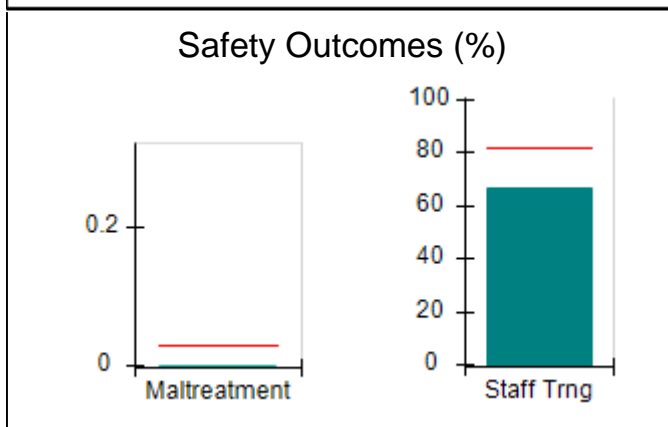
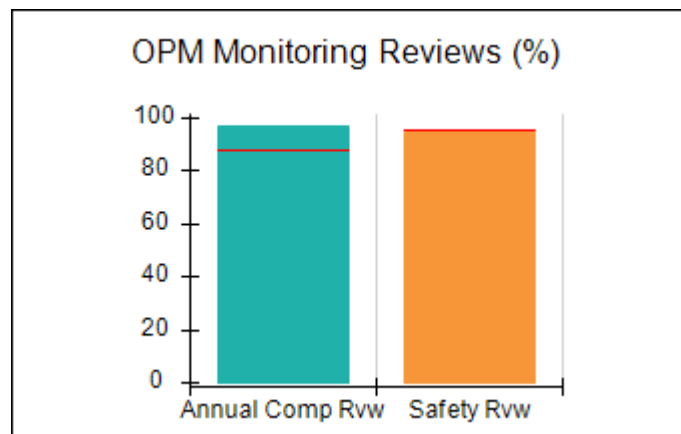
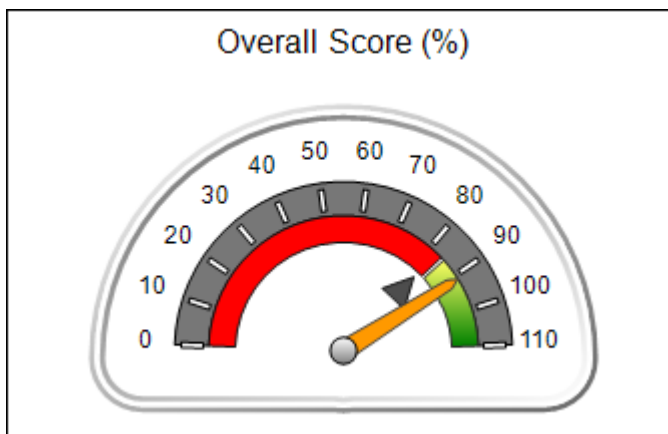
Vendor ID# 35249

Quarterly Scores (Grades)		Current Quarter Score (Grade)
Q1: 91.16 (A-)	Q2: 91.24 (A-)	91.24% (A-)
Q3: N/A	Q4: N/A	

# New Foster Homes During Quarter: 2	# Children in Care During Quarter: 102	# Placements During Quarter: 102	# Children in Care On Last Day: 84
--------------------------------------	--	----------------------------------	------------------------------------

Quarterly Provider Comparisons to All CPAs

▼ — indicates average for all CPAs





DHS, DFCS, Office of Provider Management
Performance-Based Placement Measures
RBWO Provider GA+SCORECARD - CPA



Report Quarter: Q2 FY2017

Provider/Program Name: Bethany Christian Services - Atlanta (573) - CPA

6645 Peachtree Dunwoody Road, NE, Atlanta, GA 30328

Phone: 770-455-7111

Vendor ID# 35249

Quarterly Scores (Grades)		Current Quarter Score (Grade)
Q1: 91.16 (A-)	Q2: 91.24 (A-)	91.24% (A-)
Q3: N/A	Q4: N/A	

New Foster Homes During Quarter: 2

Children in Care During Quarter: 102

Placements During Quarter: 102

Children in Care On Last Day: 84

	Avg Performance All CPAs (%)	Provider Performance (%)*	Possible Points (Weight)	Provider Points Earned
--	------------------------------	---------------------------	--------------------------	------------------------

OPM Monitoring Reviews

Annual Comprehensive Reviews	87%	97%	25	24.17
Safety Reviews	95%	94%	15	14.13
Monitoring Sub-Total			40	38.29

CPA Safety Outcomes

Incidence of Maltreatment	0.03%	No Substantiated Reports	10	10.00
Staff Training	82%	67%	10	6.70
Safety Sub-Total			20	16.70

CPA Permanency Outcomes

Placement Stability	92%	100%	15	15.00
Permanency Sub-Total			15	15.00

CPA Well-Being Outcomes

EPSDT Medical Visits	84%	67%	4	2.68
EPSDT Dental Visits	71%	43%	4	1.72
Academic Supports	76%	50%	3	1.50
Provider ECEM Visits	91%	89%	7	6.23
Provider General Contacts	88%	88%	7	6.16
Placements with Siblings	57%	62%	Not Scored	Not Scored
Placements within Legal County	14%	5%	Not Scored	Not Scored
Well-Being Sub-Total			25	18.29

*Performance calculation descriptions can be found in the FY 2017 RBWO PBP Measurements and Standards Guide.

Monitoring & Outcomes: Possible Points = 100	Points Earned: 88.28
Score Before Incentives Credit	88.28%
Incentives Awarded	2.96 pts
PBP Verification	N/A pts
Total Score	91.24%

Provider/Program Name: Bethany Christian Services - Atlanta (573) - CPA



DHS, DFCS, Office of Provider Management
Performance-Based Placement Measures
RBWO Provider GA+SCORECARD - CPA



Report Quarter: Q2 FY2017

# New Foster Homes During Quarter: 2		# Children in Care During Quarter: 102	# Placements During Quarter: 102	# Children in Care On Last Day: 84
CPA Incentive Credits	Avg Performance All CPAs (%)	Provider Performance (%)*	Possible Points (Weight)	Provider Points Earned
Early EPSDT Medical Visits		15%	2	0.30
Early EPSDT Dental Visits		7%	2	0.14
Permanency Contacts		0%	5	0.00
Additional Academic Supports		1%	2	0.02
Foster Hm Retention Rate (threshold = 90)		87%	2	0.00
Foster Hm Recruitment (threshold = 100)		175%	2	2.00
Active Agency Accreditation		0%	4	0.00
Staff Clinical Licensure		10%	5	0.50
Incentives Total	5.04		24	2.96
Maximum total combined incentive credit allowed is 10 points.			Incentives Awarded	2.96
*Performance calculation descriptions can be found in the FY 2017 RBWO PBP Measurements and Standards Guide.				

Child Protective Services Investigations and Dispositions

The following investigations data, which is not used for scoring but is considered significant to a provider's performance, is from Georgia SHINES and is not considered final or complete until the end of the fiscal year.

Total Reports:	7	
Number Screened In:	6	
Number Screened Out:	1	
Number Substantiated:	0	
Number Unsubstantiated:	0	
Number Active CPS Investigations:	6	



DHS, DFCS, Office of Provider Management
Performance-Based Placement Measures
RBWO Provider GA+SCORECARD - CPA



Report Quarter: Q2 FY2017

Provider/Program Name: Bethany Christian Services - Bogart (5215) - CPA

188 Ben Burton Circle, Bogart, GA 30622

Phone: 770-274-3412

Vendor ID# 135987

Quarterly Scores (Grades)

Current Quarter Score (Grade)

Q1: 69.97 (D+)

Q2: 80.37 (B-)

80.37%

Q3: N/A

Q4: N/A

(B-)

New Foster Homes During Quarter: 10

Children in Care During Quarter: 52

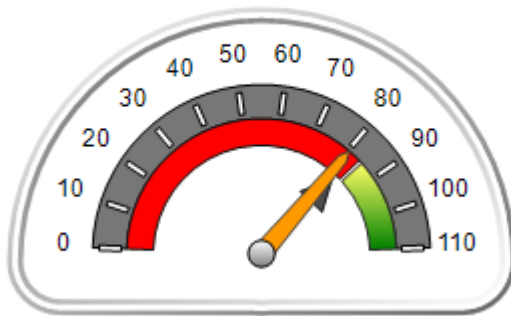
Placements During Quarter: 56

Children in Care On Last Day: 39

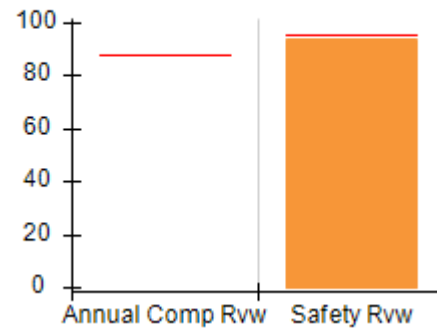
Quarterly Provider Comparisons to All CPAs

▼ — indicates average for all CPAs

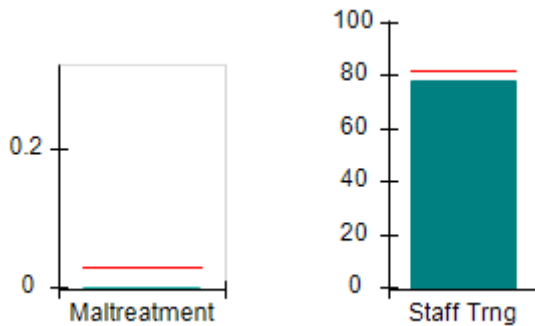
Overall Score (%)



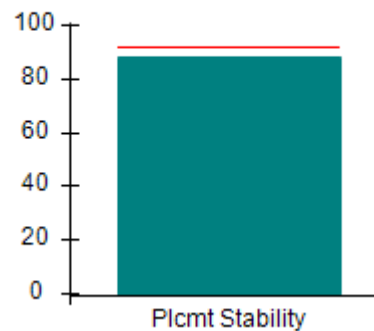
OPM Monitoring Reviews (%)



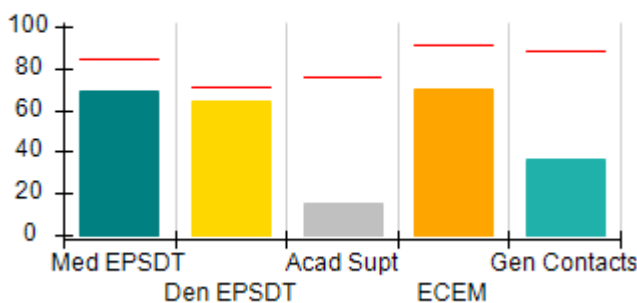
Safety Outcomes (%)



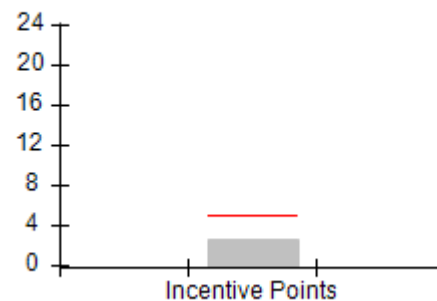
Permanency Outcomes (%)



Well-Being Outcomes (%)



Incentives Earned (Points)





DHS, DFCS, Office of Provider Management
Performance-Based Placement Measures
RBWO Provider GA+SCORECARD - CPA



Report Quarter: Q2 FY2017

Provider/Program Name: Bethany Christian Services - Bogart (5215) - CPA

188 Ben Burton Circle, Bogart, GA 30622 Phone: 770-274-3412 Vendor ID# 135987		Quarterly Scores (Grades)		Current Quarter Score (Grade)
		Q1: 69.97 (D+)	Q2: 80.37 (B-)	80.37%
		Q3: N/A	Q4: N/A	(B-)
# New Foster Homes During Quarter: 10		# Children in Care During Quarter: 52	# Placements During Quarter: 56	# Children in Care On Last Day: 39
	Avg Performance All CPAs (%)	Provider Performance (%)*	Possible Points (Weight)	Provider Points Earned
OPM Monitoring Reviews				
Annual Comprehensive Reviews	87%	Not Yet Conducted		
Safety Reviews	95%	94%	15	14.03
Monitoring Sub-Total			15	14.03
CPA Safety Outcomes				
Incidence of Maltreatment	0.03%	No Substantiated Reports	10	10.00
Staff Training	82%	78%	10	7.80
Safety Sub-Total			20	17.80
CPA Permanency Outcomes				
Placement Stability	92%	88%	15	13.20
Permanency Sub-Total			15	13.20
CPA Well-Being Outcomes				
EPSDT Medical Visits	84%	69%	4	2.76
EPSDT Dental Visits	71%	64%	4	2.56
Academic Supports	76%	16%	3	0.48
Provider ECEM Visits	91%	70%	7	4.90
Provider General Contacts	88%	37%	7	2.59
Placements with Siblings	57%	49%	Not Scored	Not Scored
Placements within Legal County	14%	0%	Not Scored	Not Scored
Well-Being Sub-Total			25	13.29

*Performance calculation descriptions can be found in the FY 2017 RBWO PBP Measurements and Standards Guide.

Monitoring & Outcomes: Possible Points = 75		Points Earned: 58.32	
Score Before Incentives Credit			77.75%
Incentives Awarded			2.62 pts
PBP Verification			N/A pts
Total Score			80.37%

Provider/Program Name: Bethany Christian Services - Bogart (5215) - CPA



DHS, DFCS, Office of Provider Management
Performance-Based Placement Measures
RBWO Provider GA+SCORECARD - CPA



Report Quarter: Q2 FY2017

# New Foster Homes During Quarter: 10		# Children in Care During Quarter: 52	# Placements During Quarter: 56	# Children in Care On Last Day: 39
CPA Incentive Credits	Avg Performance All CPAs (%)	Provider Performance (%)*	Possible Points (Weight)	Provider Points Earned
Early EPSDT Medical Visits		14%	2	0.28
Early EPSDT Dental Visits		17%	2	0.34
Permanency Contacts		0%	5	0.00
Additional Academic Supports		0%	2	0.00
Foster Hm Retention Rate (threshold = 90)		82%	2	0.00
Foster Hm Recruitment (threshold = 100)		225%	2	2.00
Active Agency Accreditation		0%	4	0.00
Staff Clinical Licensure		0%	5	0.00
Incentives Total	5.04		24	2.62
Maximum total combined incentive credit allowed is 10 points.			Incentives Awarded	2.62
*Performance calculation descriptions can be found in the FY 2017 RBWO PBP Measurements and Standards Guide.				

Child Protective Services Investigations and Dispositions		
The following investigations data, which is not used for scoring but is considered significant to a provider's performance, is from Georgia SHINES and is not considered final or complete until the end of the fiscal year.		
Total Reports:	11	
Number Screened In:	6	
Number Screened Out:	5	
Number Substantiated:	0	
Number Unsubstantiated:	4	
Number Active CPS Investigations:	2	



DHS, DFCS, Office of Provider Management
Performance-Based Placement Measures
RBWO Provider GA+SCORECARD - CPA



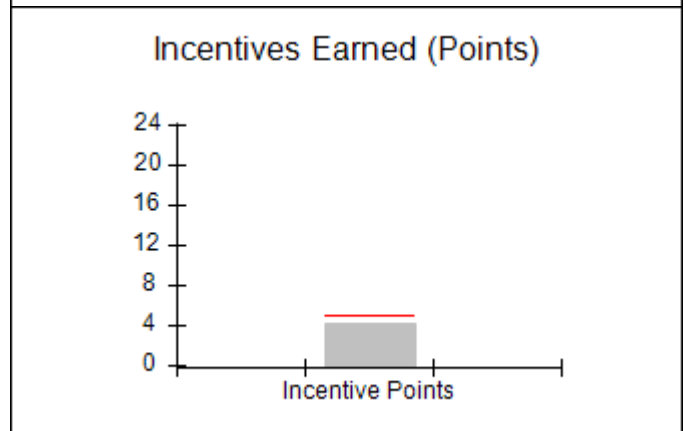
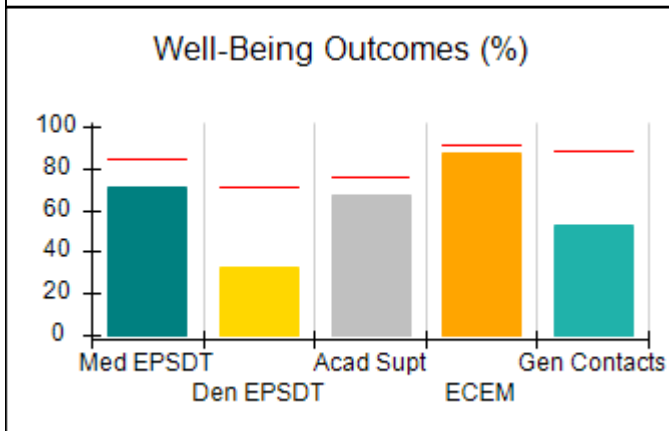
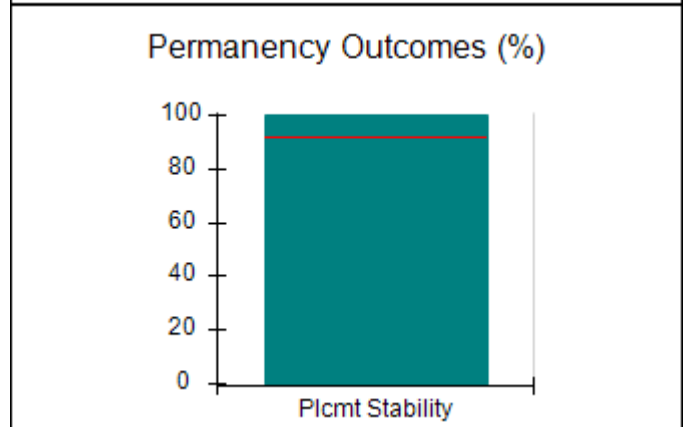
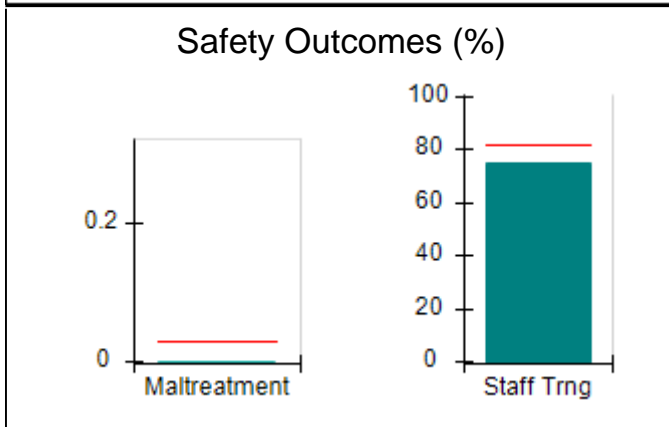
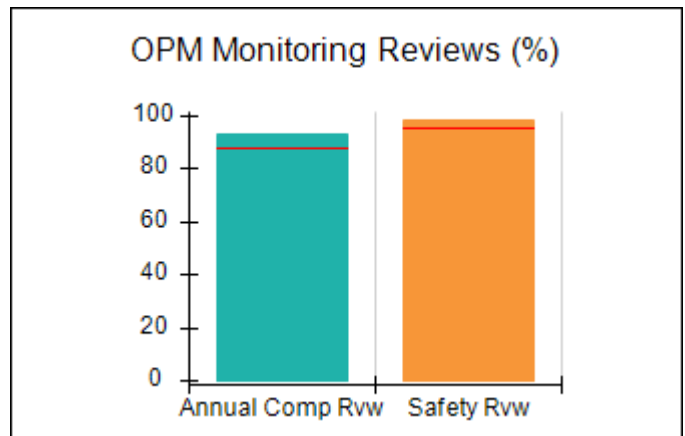
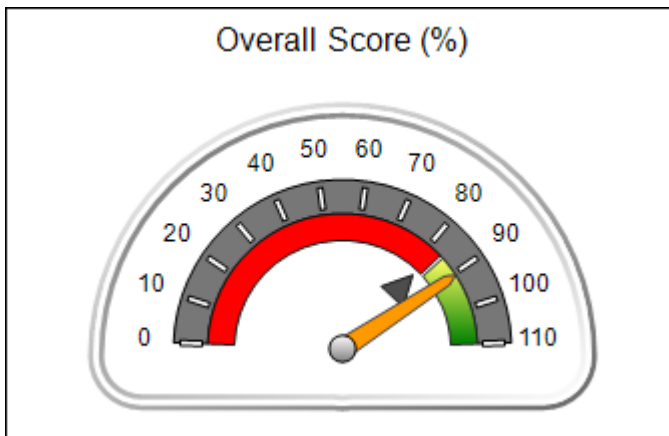
Report Quarter: Q2 FY2017

Provider/Program Name: Bethany Christian Services - Columbus (574) - CPA

3127 Tower Road, Columbus, GA 31909 Phone: 706-576-5766 Vendor ID# 35248	Quarterly Scores (Grades)		Current Quarter Score (Grade)
	Q1: 85.18 (B)	Q2: 90.59 (A-)	90.59% (A-)
	Q3: N/A	Q4: N/A	
# New Foster Homes During Quarter: 0	# Children in Care During Quarter: 8	# Placements During Quarter: 8	# Children in Care On Last Day: 4

Quarterly Provider Comparisons to All CPAs

▼ — indicates average for all CPAs





DHS, DFCS, Office of Provider Management
Performance-Based Placement Measures
RBWO Provider GA+SCORECARD - CPA



Report Quarter: Q2 FY2017

Provider/Program Name: Bethany Christian Services - Columbus (574) - CPA

3127 Tower Road, Columbus, GA 31909 Phone: 706-576-5766 Vendor ID# 35248		Quarterly Scores (Grades)		Current Quarter Score (Grade)
		Q1: 85.18 (B)	Q2: 90.59 (A-)	90.59%
		Q3: N/A	Q4: N/A	(A-)
# New Foster Homes During Quarter: 0		# Children in Care During Quarter: 8	# Placements During Quarter: 8	# Children in Care On Last Day: 4
	Avg Performance All CPAs (%)	Provider Performance (%)*	Possible Points (Weight)	Provider Points Earned
OPM Monitoring Reviews				
Annual Comprehensive Reviews	87%	93%	25	23.17
Safety Reviews	95%	98%	15	14.75
Monitoring Sub-Total			40	37.92
CPA Safety Outcomes				
Incidence of Maltreatment	0.03%	No Substantiated Reports	10	10.00
Staff Training	82%	75%	10	7.50
Safety Sub-Total			20	17.50
CPA Permanency Outcomes				
Placement Stability	92%	100%	15	15.00
Permanency Sub-Total			15	15.00
CPA Well-Being Outcomes				
EPSDT Medical Visits	84%	71%	4	2.84
EPSDT Dental Visits	71%	33%	4	1.32
Academic Supports	76%	67%	3	2.01
Provider ECEM Visits	91%	87%	7	6.09
Provider General Contacts	88%	53%	7	3.71
Placements with Siblings	57%	31%	Not Scored	Not Scored
Placements within Legal County	14%	0%	Not Scored	Not Scored
Well-Being Sub-Total			25	15.97

*Performance calculation descriptions can be found in the FY 2017 RBWO PBP Measurements and Standards Guide.

Monitoring & Outcomes: Possible Points = 100		Points Earned: 86.39	
Score Before Incentives Credit			86.39%
Incentives Awarded			4.20 pts
PBP Verification			N/A pts
Total Score			90.59%

Provider/Program Name: Bethany Christian Services - Columbus (574) - CPA



DHS, DFCS, Office of Provider Management
Performance-Based Placement Measures
RBWO Provider GA+SCORECARD - CPA



Report Quarter: Q2 FY2017

# New Foster Homes During Quarter: 0		# Children in Care During Quarter: 8	# Placements During Quarter: 8	# Children in Care On Last Day: 4
CPA Incentive Credits	Avg Performance All CPAs (%)	Provider Performance (%)*	Possible Points (Weight)	Provider Points Earned
Early EPSDT Medical Visits		50%	2	1.00
Early EPSDT Dental Visits		60%	2	1.20
Permanency Contacts		None Planned	5	
Additional Academic Supports		0%	2	0.00
Foster Hm Retention Rate (threshold = 90)		100%	2	2.00
Foster Hm Recruitment (threshold = 100)		0%	2	0.00
Active Agency Accreditation		0%	4	0.00
Staff Clinical Licensure		0%	5	0.00
Incentives Total	5.04		24	4.20
Maximum total combined incentive credit allowed is 10 points.			Incentives Awarded	4.20
*Performance calculation descriptions can be found in the FY 2017 RBWO PBP Measurements and Standards Guide.				

Child Protective Services Investigations and Dispositions

The following investigations data, which is not used for scoring but is considered significant to a provider's performance, is from Georgia SHINES and is not considered final or complete until the end of the fiscal year.

Total Reports:	0	
Number Screened In:	0	
Number Screened Out:	0	
Number Substantiated:	0	
Number Unsubstantiated:	0	
Number Active CPS Investigations:	0	



DHS, DFCS, Office of Provider Management
Performance-Based Placement Measures
RBWO Provider GA+SCORECARD - CPA



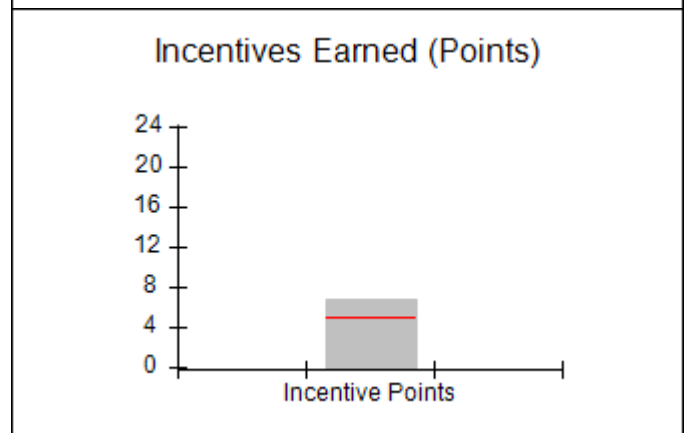
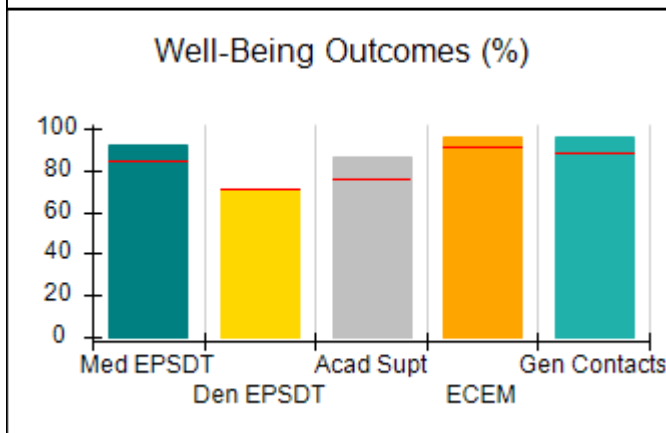
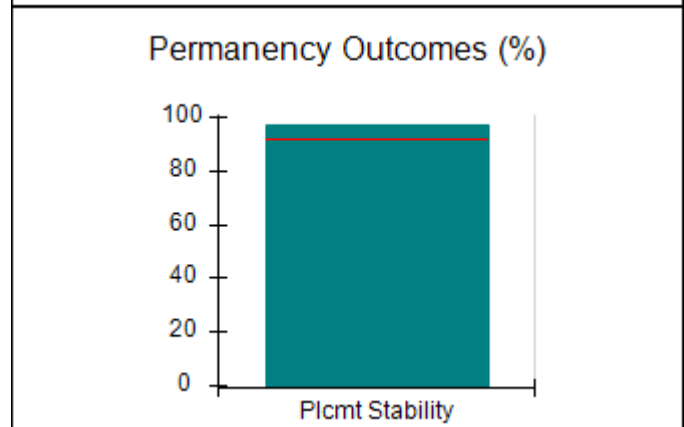
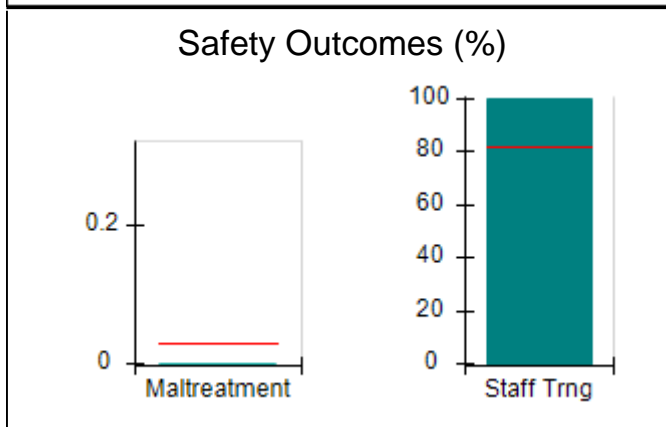
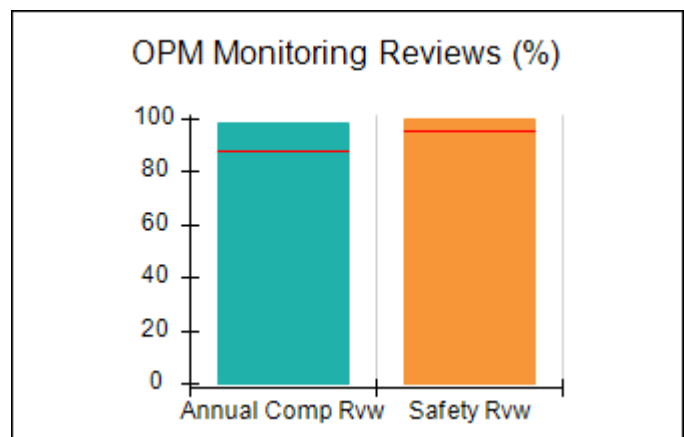
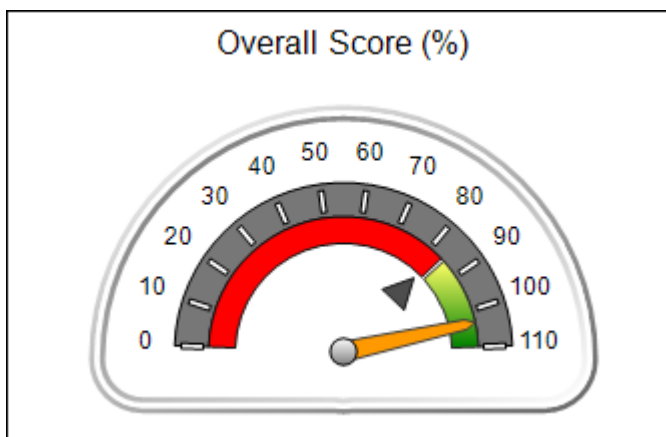
Report Quarter: Q2 FY2017

Provider/Program Name: Bloom Our Youth - (5208) - CPA

150 Marquis Dr, Fayetteville, GA 30214 Phone: 770-460-6652 Vendor ID# 133541	Quarterly Scores (Grades)		Current Quarter Score (Grade)
	Q1: 102.65 (A+)	Q2: 103.47 (A+)	103.47% (A+)
	Q3: N/A	Q4: N/A	
# New Foster Homes During Quarter: 4	# Children in Care During Quarter: 29	# Placements During Quarter: 29	# Children in Care On Last Day: 23

Quarterly Provider Comparisons to All CPAs

▼ — indicates average for all CPAs





DHS, DFCS, Office of Provider Management
Performance-Based Placement Measures
RBWO Provider GA+SCORECARD - CPA



Report Quarter: Q2 FY2017

Provider/Program Name: Bloom Our Youth - (5208) - CPA

150 Marquis Dr, Fayetteville, GA 30214		Quarterly Scores (Grades)		Current Quarter Score (Grade)
Phone: 770-460-6652		Q1: 102.65 (A+)	Q2: 103.47 (A+)	103.47%
Vendor ID# 133541		Q3: N/A	Q4: N/A	(A+)
# New Foster Homes During Quarter: 4		# Children in Care During Quarter: 29	# Placements During Quarter: 29	# Children in Care On Last Day: 23
	Avg Performance All CPAs (%)	Provider Performance (%)*	Possible Points (Weight)	Provider Points Earned
OPM Monitoring Reviews				
Annual Comprehensive Reviews	87%	98%	25	24.58
Safety Reviews	95%	100%	15	15.00
Monitoring Sub-Total			40	39.58
CPA Safety Outcomes				
Incidence of Maltreatment	0.03%	No Substantiated Reports	10	10.00
Staff Training	82%	100%	10	10.00
Safety Sub-Total			20	20.00
CPA Permanency Outcomes				
Placement Stability	92%	97%	15	14.55
Permanency Sub-Total			15	14.55
CPA Well-Being Outcomes				
EPSDT Medical Visits	84%	92%	4	3.68
EPSDT Dental Visits	71%	71%	4	2.84
Academic Supports	76%	86%	3	2.58
Provider ECEM Visits	91%	96%	7	6.72
Provider General Contacts	88%	96%	7	6.72
Placements with Siblings	57%	70%	Not Scored	Not Scored
Placements within Legal County	14%	13%	Not Scored	Not Scored
Well-Being Sub-Total			25	22.54

*Performance calculation descriptions can be found in the FY 2017 RBWO PBP Measurements and Standards Guide.

Monitoring & Outcomes: Possible Points = 100		Points Earned: 96.67	
Score Before Incentives Credit			96.67%
Incentives Awarded			6.80 pts
PBP Verification			N/A pts
Total Score			103.47%

Provider/Program Name: Bloom Our Youth - (5208) - CPA



DHS, DFCS, Office of Provider Management
Performance-Based Placement Measures
RBWO Provider GA+SCORECARD - CPA



Report Quarter: Q2 FY2017

# New Foster Homes During Quarter: 4		# Children in Care During Quarter: 29	# Placements During Quarter: 29	# Children in Care On Last Day: 23
CPA Incentive Credits	Avg Performance All CPAs (%)	Provider Performance (%)*	Possible Points (Weight)	Provider Points Earned
Early EPSDT Medical Visits		50%	2	1.00
Early EPSDT Dental Visits		17%	2	0.34
Permanency Contacts		None Planned	5	
Additional Academic Supports		73%	2	1.46
Foster Hm Retention Rate (threshold = 90)		95%	2	2.00
Foster Hm Recruitment (threshold = 100)		125%	2	2.00
Active Agency Accreditation		0%	4	0.00
Staff Clinical Licensure		0%	5	0.00
Incentives Total	5.04		24	6.80
Maximum total combined incentive credit allowed is 10 points.			Incentives Awarded	6.80
*Performance calculation descriptions can be found in the FY 2017 RBWO PBP Measurements and Standards Guide.				

Child Protective Services Investigations and Dispositions

The following investigations data, which is not used for scoring but is considered significant to a provider's performance, is from Georgia SHINES and is not considered final or complete until the end of the fiscal year.

Total Reports:	0	
Number Screened In:	0	
Number Screened Out:	0	
Number Substantiated:	0	
Number Unsubstantiated:	0	
Number Active CPS Investigations:	0	



DHS, DFCS, Office of Provider Management
Performance-Based Placement Measures
RBWO Provider GA+SCORECARD - CPA



Report Quarter: Q2 FY2017

Provider/Program Name: Care4All Children Services, Inc. - College Park (5206) - CPA

1651 Phoenix Blvd., College Park, GA 30349 Phone: 678-719-9677 Vendor ID# 133468	Quarterly Scores (Grades)		Current Quarter Score (Grade)
	Q1: 99.00 (A+)	Q2: 99.94 (A+)	99.94% (A+)
	Q3: N/A	Q4: N/A	
# New Foster Homes During Quarter: 3	# Children in Care During Quarter: 44	# Placements During Quarter: 47	# Children in Care On Last Day: 36

Quarterly Provider Comparisons to All CPAs

▼ — indicates average for all CPAs





DHS, DFCS, Office of Provider Management
Performance-Based Placement Measures
RBWO Provider GA+SCORECARD - CPA



Report Quarter: Q2 FY2017

Provider/Program Name: Care4All Children Services, Inc. - College Park (5206) - CPA

1651 Phoenix Blvd., College Park, GA 30349 Phone: 678-719-9677 Vendor ID# 133468		Quarterly Scores (Grades)		Current Quarter Score (Grade)
		Q1: 99.00 (A+)	Q2: 99.94 (A+)	99.94%
		Q3: N/A	Q4: N/A	(A+)
# New Foster Homes During Quarter: 3		# Children in Care During Quarter: 44	# Placements During Quarter: 47	# Children in Care On Last Day: 36
	Avg Performance All CPAs (%)	Provider Performance (%)*	Possible Points (Weight)	Provider Points Earned
OPM Monitoring Reviews				
Annual Comprehensive Reviews	87%	80%	25	20.09
Safety Reviews	95%	100%	15	15.00
Monitoring Sub-Total			40	35.09
CPA Safety Outcomes				
Incidence of Maltreatment	0.03%	No Substantiated Reports	10	10.00
Staff Training	82%	91%	10	9.10
Safety Sub-Total			20	19.10
CPA Permanency Outcomes				
Placement Stability	92%	91%	15	13.65
Permanency Sub-Total			15	13.65
CPA Well-Being Outcomes				
EPSDT Medical Visits	84%	97%	4	3.88
EPSDT Dental Visits	71%	93%	4	3.72
Academic Supports	76%	100%	3	3.00
Provider ECEM Visits	91%	100%	7	7.00
Provider General Contacts	88%	100%	7	7.00
Placements with Siblings	57%	85%	Not Scored	Not Scored
Placements within Legal County	14%	0%	Not Scored	Not Scored
Well-Being Sub-Total			25	24.60

*Performance calculation descriptions can be found in the FY 2017 RBWO PBP Measurements and Standards Guide.

Monitoring & Outcomes: Possible Points = 100		Points Earned: 92.44	
Score Before Incentives Credit			92.44%
Incentives Awarded			7.50 pts
PBP Verification			N/A pts
Total Score			99.94%

Provider/Program Name: Care4All Children Services, Inc. - College Park (5206) - CPA



DHS, DFCS, Office of Provider Management
Performance-Based Placement Measures
RBWO Provider GA+SCORECARD - CPA



Report Quarter: Q2 FY2017

# New Foster Homes During Quarter: 3		# Children in Care During Quarter: 44	# Placements During Quarter: 47	# Children in Care On Last Day: 36
CPA Incentive Credits	Avg Performance All CPAs (%)	Provider Performance (%)*	Possible Points (Weight)	Provider Points Earned
Early EPSDT Medical Visits		90%	2	1.80
Early EPSDT Dental Visits		85%	2	1.70
Permanency Contacts		None Planned	5	
Additional Academic Supports		100%	2	2.00
Foster Hm Retention Rate (threshold = 90)		50%	2	0.00
Foster Hm Recruitment (threshold = 100)		150%	2	2.00
Active Agency Accreditation		0%	4	0.00
Staff Clinical Licensure		0%	5	0.00
Incentives Total	5.04		24	7.50
Maximum total combined incentive credit allowed is 10 points.			Incentives Awarded	7.50
*Performance calculation descriptions can be found in the FY 2017 RBWO PBP Measurements and Standards Guide.				

Child Protective Services Investigations and Dispositions

The following investigations data, which is not used for scoring but is considered significant to a provider's performance, is from Georgia SHINES and is not considered final or complete until the end of the fiscal year.

Total Reports:	8	
Number Screened In:	0	
Number Screened Out:	8	
Number Substantiated:	0	
Number Unsubstantiated:	0	
Number Active CPS Investigations:	0	



DHS, DFCS, Office of Provider Management
Performance-Based Placement Measures
RBWO Provider GA+SCORECARD - CPA



Report Quarter: Q2 FY2017

Provider/Program Name: Care4All Children Services, Inc. - Lawrenceville (5147) - CPA

896 Legacy Park Dr, Lawrenceville, GA 30043 Phone: 678-719-9677 Vendor ID# 115381	Quarterly Scores (Grades)		Current Quarter Score (Grade)
	Q1: 99.68 (A+)	Q2: 99.52 (A+)	99.52% (A+)
	Q3: N/A	Q4: N/A	
# New Foster Homes During Quarter: 1	# Children in Care During Quarter: 81	# Placements During Quarter: 86	# Children in Care On Last Day: 61

Quarterly Provider Comparisons to All CPAs

▼ — indicates average for all CPAs





DHS, DFCS, Office of Provider Management
Performance-Based Placement Measures
RBWO Provider GA+SCORECARD - CPA



Report Quarter: Q2 FY2017

Provider/Program Name: Care4All Children Services, Inc. - Lawrenceville (5147) - CPA

896 Legacy Park Dr, Lawrenceville, GA 30043 Phone: 678-719-9677 Vendor ID# 115381		Quarterly Scores (Grades)		Current Quarter Score (Grade)
		Q1: 99.68 (A+)	Q2: 99.52 (A+)	99.52%
		Q3: N/A	Q4: N/A	(A+)
# New Foster Homes During Quarter: 1		# Children in Care During Quarter: 81	# Placements During Quarter: 86	# Children in Care On Last Day: 61
	Avg Performance All CPAs (%)	Provider Performance (%)*	Possible Points (Weight)	Provider Points Earned
OPM Monitoring Reviews				
Annual Comprehensive Reviews	87%	85%	25	21.27
Safety Reviews	95%	93%	15	14.01
Monitoring Sub-Total			40	35.28
CPA Safety Outcomes				
Incidence of Maltreatment	0.03%	No Substantiated Reports	10	10.00
Staff Training	82%	98%	10	9.80
Safety Sub-Total			20	19.80
CPA Permanency Outcomes				
Placement Stability	92%	94%	15	14.10
Permanency Sub-Total			15	14.10
CPA Well-Being Outcomes				
EPSDT Medical Visits	84%	97%	4	3.88
EPSDT Dental Visits	71%	96%	4	3.84
Academic Supports	76%	100%	3	3.00
Provider ECEM Visits	91%	100%	7	7.00
Provider General Contacts	88%	100%	7	7.00
Placements with Siblings	57%	57%	Not Scored	Not Scored
Placements within Legal County	14%	10%	Not Scored	Not Scored
Well-Being Sub-Total			25	24.72

*Performance calculation descriptions can be found in the FY 2017 RBWO PBP Measurements and Standards Guide.

Monitoring & Outcomes: Possible Points = 100		Points Earned: 93.90	
Score Before Incentives Credit			93.90%
Incentives Awarded			5.62 pts
PBP Verification			N/A pts
Total Score			99.52%

Provider/Program Name: Care4All Children Services, Inc. - Lawrenceville (5147) - CPA



DHS, DFCS, Office of Provider Management
Performance-Based Placement Measures
RBWO Provider GA+SCORECARD - CPA



Report Quarter: Q2 FY2017

# New Foster Homes During Quarter: 1		# Children in Care During Quarter: 81	# Placements During Quarter: 86	# Children in Care On Last Day: 61
CPA Incentive Credits	Avg Performance All CPAs (%)	Provider Performance (%)*	Possible Points (Weight)	Provider Points Earned
Early EPSDT Medical Visits		88%	2	1.76
Early EPSDT Dental Visits		93%	2	1.86
Permanency Contacts		None Planned	5	
Additional Academic Supports		100%	2	2.00
Foster Hm Retention Rate (threshold = 90)		81%	2	0.00
Foster Hm Recruitment (threshold = 100)		75%	2	0.00
Active Agency Accreditation		0%	4	0.00
Staff Clinical Licensure		0%	5	0.00
Incentives Total	5.04		24	5.62
Maximum total combined incentive credit allowed is 10 points.			Incentives Awarded	5.62
*Performance calculation descriptions can be found in the FY 2017 RBWO PBP Measurements and Standards Guide.				

Child Protective Services Investigations and Dispositions

The following investigations data, which is not used for scoring but is considered significant to a provider's performance, is from Georgia SHINES and is not considered final or complete until the end of the fiscal year.

Total Reports:	3
Number Screened In:	3
Number Screened Out:	0
Number Substantiated:	0
Number Unsubstantiated:	3
Number Active CPS Investigations:	0



DHS, DFCS, Office of Provider Management
Performance-Based Placement Measures
RBWO Provider GA+SCORECARD - CPA



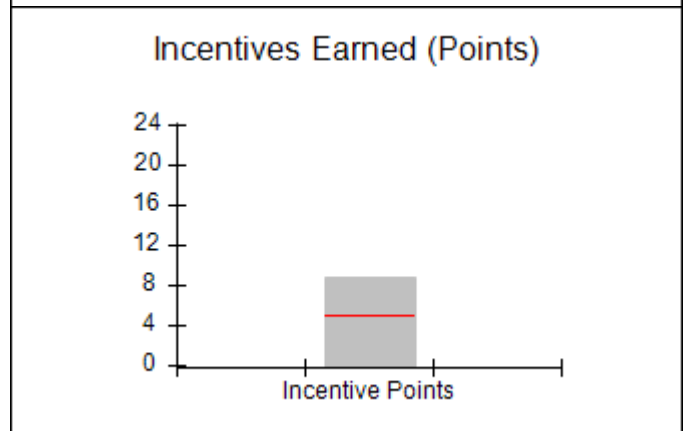
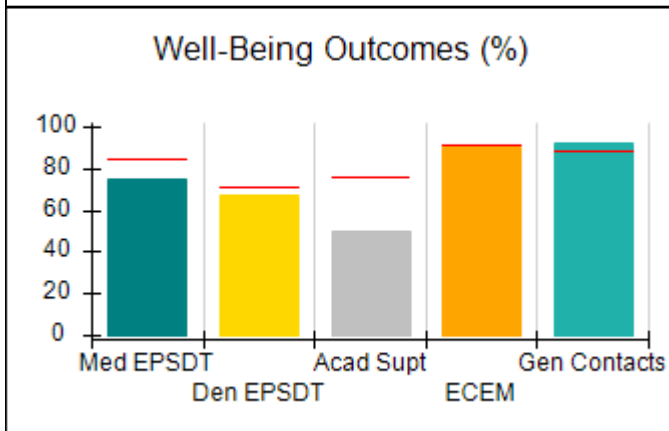
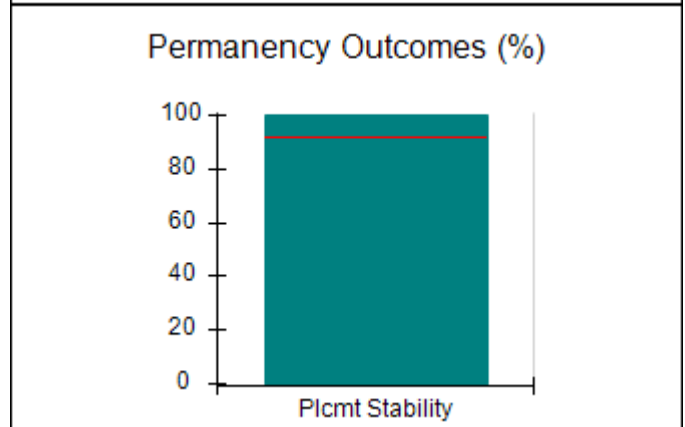
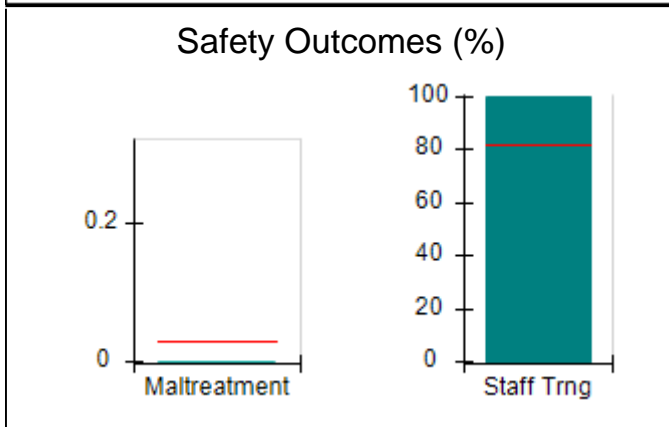
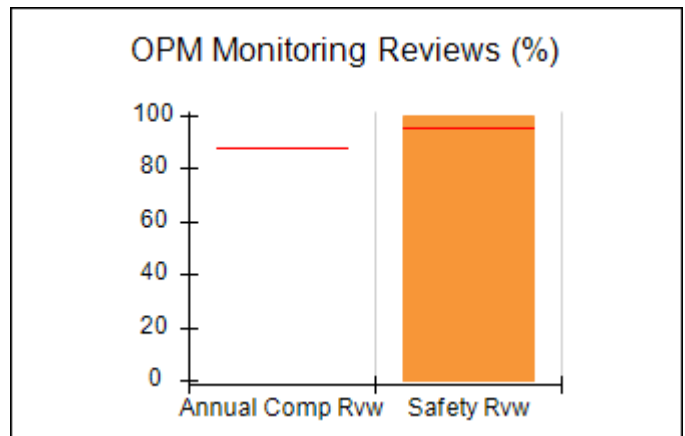
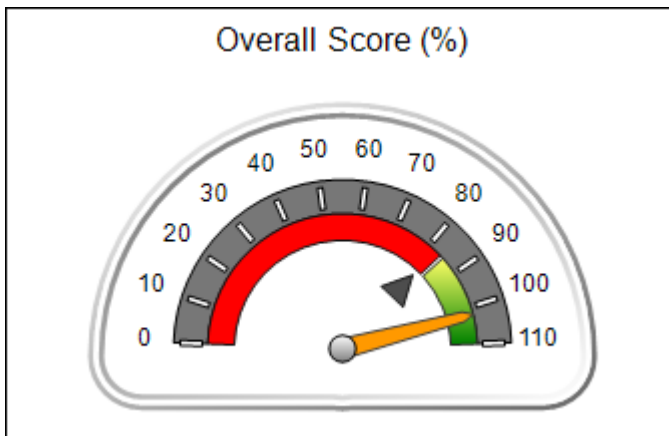
Report Quarter: Q2 FY2017

Provider/Program Name: Centerstone of Tennessee - (5203) - CPA

206 West Hawthorne Street, Dalton, GA 37208 Phone: 706-618-7784 Vendor ID# 132186	Quarterly Scores (Grades)		Current Quarter Score (Grade)
	Q1: 98.32 (A+)	Q2: 102.07 (A+)	102.07% (A+)
	Q3: N/A	Q4: N/A	
# New Foster Homes During Quarter: 2	# Children in Care During Quarter: 6	# Placements During Quarter: 6	# Children in Care On Last Day: 6

Quarterly Provider Comparisons to All CPAs

▼ — indicates average for all CPAs





DHS, DFCS, Office of Provider Management
Performance-Based Placement Measures
RBWO Provider GA+SCORECARD - CPA



Report Quarter: Q2 FY2017

Provider/Program Name: Centerstone of Tennessee - (5203) - CPA

206 West Hawthorne Street, Dalton, GA 37208 Phone: 706-618-7784 Vendor ID# 132186		Quarterly Scores (Grades)		Current Quarter Score (Grade)
		Q1: 98.32 (A+)	Q2: 102.07 (A+)	102.07%
		Q3: N/A	Q4: N/A	(A+)
# New Foster Homes During Quarter: 2		# Children in Care During Quarter: 6	# Placements During Quarter: 6	# Children in Care On Last Day: 6
	Avg Performance All CPAs (%)	Provider Performance (%)*	Possible Points (Weight)	Provider Points Earned
OPM Monitoring Reviews				
Annual Comprehensive Reviews	87%	Not Yet Conducted		
Safety Reviews	95%	100%	15	15.00
Monitoring Sub-Total			15	15.00
CPA Safety Outcomes				
Incidence of Maltreatment	0.03%	No Substantiated Reports	10	10.00
Staff Training	82%	100%	10	10.00
Safety Sub-Total			20	20.00
CPA Permanency Outcomes				
Placement Stability	92%	100%	15	15.00
Permanency Sub-Total			15	15.00
CPA Well-Being Outcomes				
EPSDT Medical Visits	84%	75%	4	3.00
EPSDT Dental Visits	71%	67%	4	2.68
Academic Supports	76%	50%	3	1.50
Provider ECEM Visits	91%	90%	7	6.30
Provider General Contacts	88%	92%	7	6.44
Placements with Siblings	57%	40%	Not Scored	Not Scored
Placements within Legal County	14%	0%	Not Scored	Not Scored
Well-Being Sub-Total			25	19.92

*Performance calculation descriptions can be found in the FY 2017 RBWO PBP Measurements and Standards Guide.

Monitoring & Outcomes: Possible Points = 75		Points Earned: 69.92	
Score Before Incentives Credit			93.23%
Incentives Awarded			8.84 pts
PBP Verification			N/A pts
Total Score			102.07%

Provider/Program Name: Centerstone of Tennessee - (5203) - CPA



DHS, DFCS, Office of Provider Management
Performance-Based Placement Measures
RBWO Provider GA+SCORECARD - CPA



Report Quarter: Q2 FY2017

# New Foster Homes During Quarter: 2		# Children in Care During Quarter: 6	# Placements During Quarter: 6	# Children in Care On Last Day: 6
CPA Incentive Credits	Avg Performance All CPAs (%)	Provider Performance (%)*	Possible Points (Weight)	Provider Points Earned
Early EPSDT Medical Visits		75%	2	1.50
Early EPSDT Dental Visits		67%	2	1.34
Permanency Contacts		None Planned	5	
Additional Academic Supports		0%	2	0.00
Foster Hm Retention Rate (threshold = 90)		100%	2	2.00
Foster Hm Recruitment (threshold = 100)		100%	2	2.00
Active Agency Accreditation		50%	4	2.00
Staff Clinical Licensure		0%	5	0.00
Incentives Total	5.04		24	8.84
Maximum total combined incentive credit allowed is 10 points.			Incentives Awarded	8.84
*Performance calculation descriptions can be found in the FY 2017 RBWO PBP Measurements and Standards Guide.				

Child Protective Services Investigations and Dispositions

The following investigations data, which is not used for scoring but is considered significant to a provider's performance, is from Georgia SHINES and is not considered final or complete until the end of the fiscal year.

Total Reports:	0	
Number Screened In:	0	
Number Screened Out:	0	
Number Substantiated:	0	
Number Unsubstantiated:	0	
Number Active CPS Investigations:	0	



DHS, DFCS, Office of Provider Management
Performance-Based Placement Measures
RBWO Provider GA+SCORECARD - CPA



Report Quarter: Q2 FY2017

Provider/Program Name: Childkind, Inc - (583) - CPA

3107 Clairmont Road, NE, Suite A, Atlanta, GA 30329

Phone: 404-248-1980

Vendor ID# 35271

New Foster Homes During Quarter: 4

Children in Care During Quarter: 85

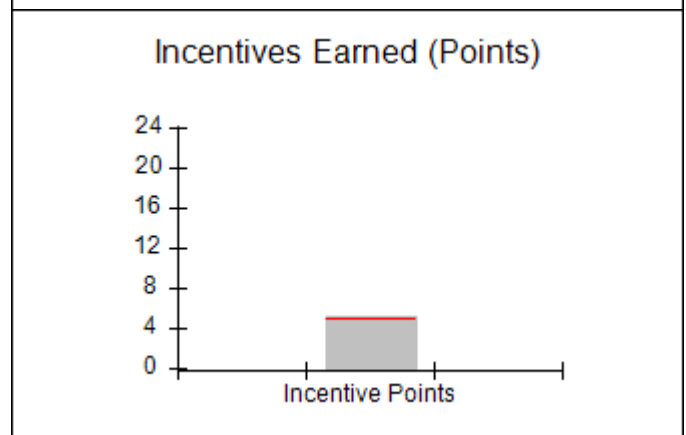
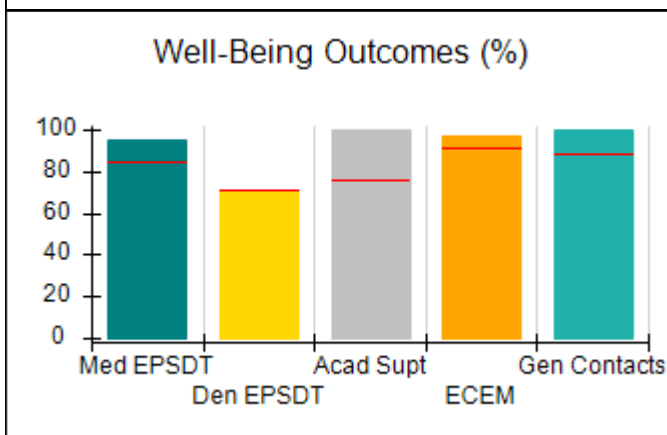
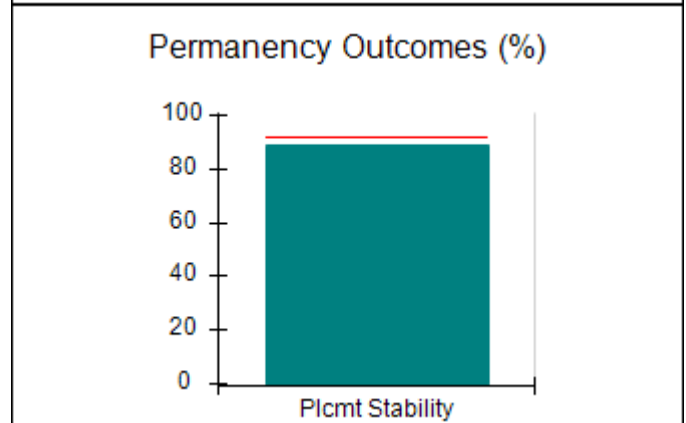
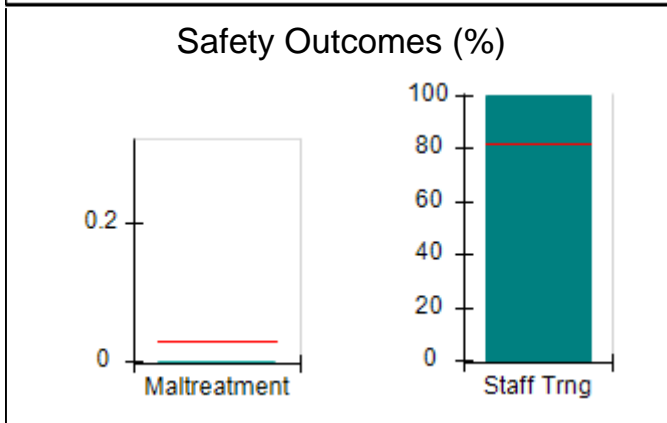
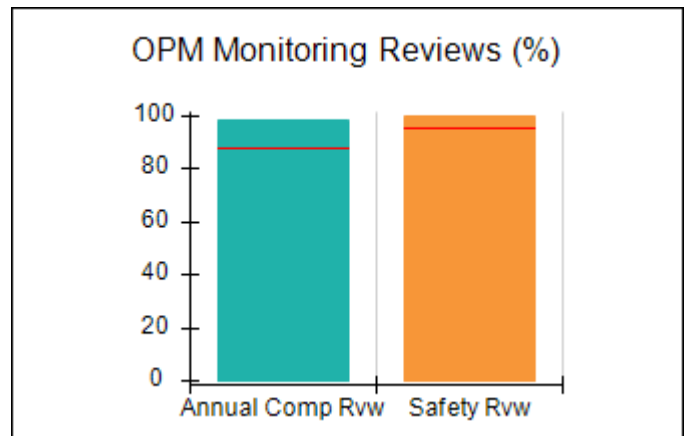
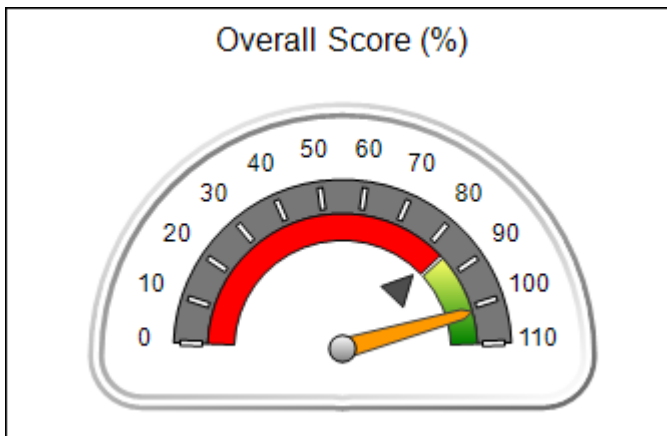
Placements During Quarter: 92

Children in Care On Last Day: 69

Quarterly Scores (Grades)		Current Quarter Score (Grade)
Q1: 102.69 (A+)	Q2: 101.33 (A+)	101.33% (A+)
Q3: N/A	Q4: N/A	

Quarterly Provider Comparisons to All CPAs

▼ — indicates average for all CPAs





DHS, DFCS, Office of Provider Management
Performance-Based Placement Measures
RBWO Provider GA+SCORECARD - CPA



Report Quarter: Q2 FY2017

Provider/Program Name: Childkind, Inc - (583) - CPA

3107 Clairmont Road, NE, Suite A, Atlanta, GA 30329 Phone: 404-248-1980 Vendor ID# 35271	Quarterly Scores (Grades)		Current Quarter Score (Grade)
	Q1: 102.69 (A+)	Q2: 101.33 (A+)	101.33%
	Q3: N/A	Q4: N/A	(A+)

# New Foster Homes During Quarter: 4	# Children in Care During Quarter: 85	# Placements During Quarter: 92	# Children in Care On Last Day: 69
--------------------------------------	---------------------------------------	---------------------------------	------------------------------------

	Avg Performance All CPAs (%)	Provider Performance (%)*	Possible Points (Weight)	Provider Points Earned
--	-------------------------------------	----------------------------------	---------------------------------	-------------------------------

OPM Monitoring Reviews

Annual Comprehensive Reviews	87%	98%	25	24.57
Safety Reviews	95%	100%	15	14.93
Monitoring Sub-Total			40	39.49

CPA Safety Outcomes

Incidence of Maltreatment	0.03%	No Substantiated Reports	10	10.00
Staff Training	82%	100%	10	10.00
Safety Sub-Total			20	20.00

CPA Permanency Outcomes

Placement Stability	92%	89%	15	13.35
Permanency Sub-Total			15	13.35

CPA Well-Being Outcomes

EPSDT Medical Visits	84%	95%	4	3.80
EPSDT Dental Visits	71%	71%	4	2.84
Academic Supports	76%	100%	3	3.00
Provider ECEM Visits	91%	97%	7	6.79
Provider General Contacts	88%	100%	7	7.00
Placements with Siblings	57%	61%	Not Scored	Not Scored
Placements within Legal County	14%	5%	Not Scored	Not Scored
Well-Being Sub-Total			25	23.43

*Performance calculation descriptions can be found in the FY 2017 RBWO PBP Measurements and Standards Guide.

Monitoring & Outcomes: Possible Points = 100		Points Earned: 96.27	
Score Before Incentives Credit			96.27%
Incentives Awarded			5.06 pts
PBP Verification			N/A pts
Total Score			101.33%

Provider/Program Name: Childkind, Inc - (583) - CPA



DHS, DFCS, Office of Provider Management
Performance-Based Placement Measures
RBWO Provider GA+SCORECARD - CPA



Report Quarter: Q2 FY2017

# New Foster Homes During Quarter: 4		# Children in Care During Quarter: 85	# Placements During Quarter: 92	# Children in Care On Last Day: 69
CPA Incentive Credits	Avg Performance All CPAs (%)	Provider Performance (%)*	Possible Points (Weight)	Provider Points Earned
Early EPSDT Medical Visits		80%	2	1.60
Early EPSDT Dental Visits		48%	2	0.96
Permanency Contacts		None Planned	5	
Additional Academic Supports		0%	2	0.00
Foster Hm Retention Rate (threshold = 90)		82%	2	0.00
Foster Hm Recruitment (threshold = 100)		50%	2	0.00
Active Agency Accreditation		50%	4	2.00
Staff Clinical Licensure		10%	5	0.50
Incentives Total	5.04		24	5.06
Maximum total combined incentive credit allowed is 10 points.			Incentives Awarded	5.06
*Performance calculation descriptions can be found in the FY 2017 RBWO PBP Measurements and Standards Guide.				

Child Protective Services Investigations and Dispositions

The following investigations data, which is not used for scoring but is considered significant to a provider's performance, is from Georgia SHINES and is not considered final or complete until the end of the fiscal year.

Total Reports:	5
Number Screened In:	3
Number Screened Out:	2
Number Substantiated:	0
Number Unsubstantiated:	4
Number Active CPS Investigations:	-1



DHS, DFCS, Office of Provider Management
Performance-Based Placement Measures
RBWO Provider GA+SCORECARD - CPA



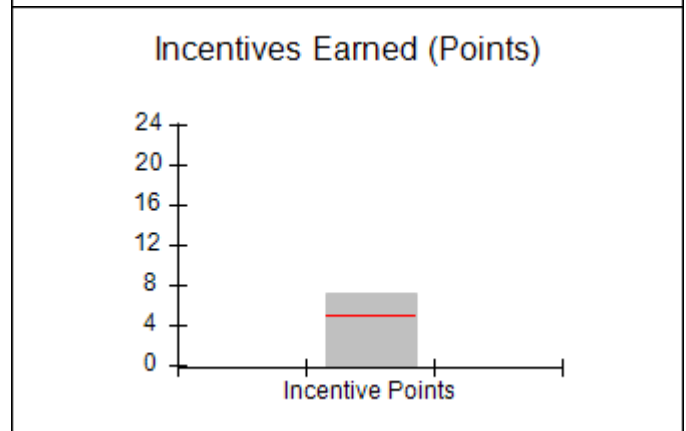
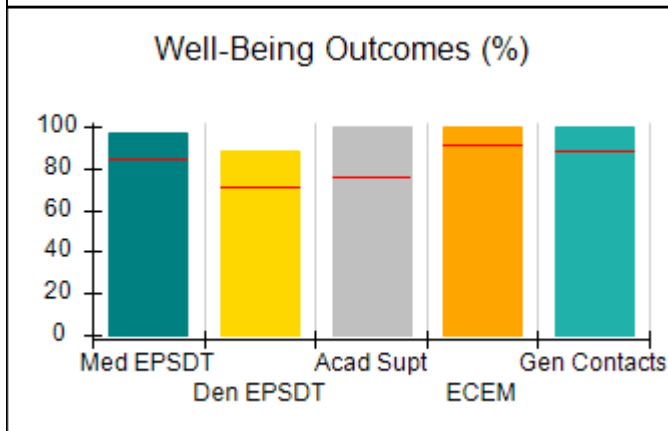
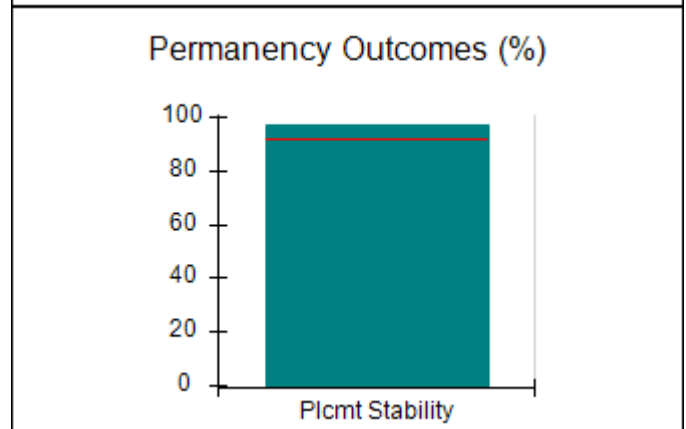
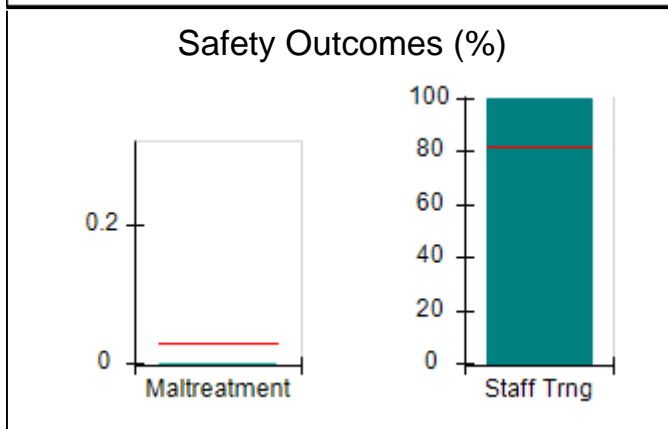
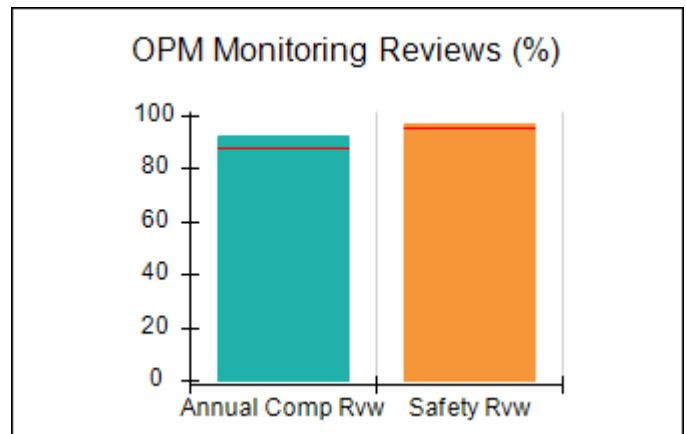
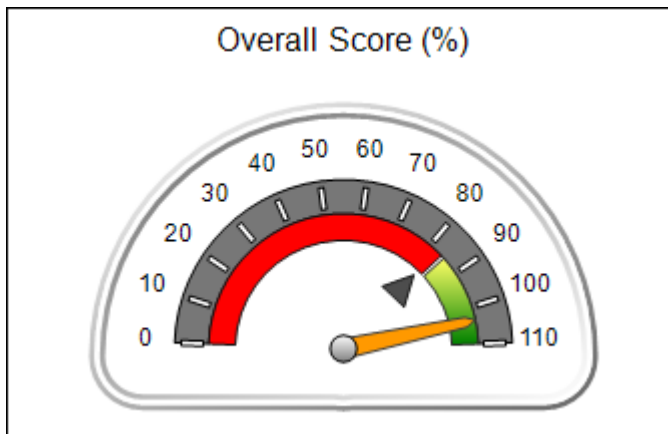
Report Quarter: Q2 FY2017

Provider/Program Name: Choices for Life Of GA - Valdosta (943) - CPA

2200 North Patterson, Valdosta, GA 31602 Phone: 229 244-1707 Vendor ID# 35275	Quarterly Scores (Grades)		Current Quarter Score (Grade)
	Q1: 102.03 (A+)	Q2: 103.66 (A+)	103.66% (A+)
	Q3: N/A	Q4: N/A	
# New Foster Homes During Quarter: 2	# Children in Care During Quarter: 33	# Placements During Quarter: 33	# Children in Care On Last Day: 26

Quarterly Provider Comparisons to All CPAs

▼ — indicates average for all CPAs





DHS, DFCS, Office of Provider Management
Performance-Based Placement Measures
RBWO Provider GA+SCORECARD - CPA



Report Quarter: Q2 FY2017

Provider/Program Name: Choices for Life Of GA - Valdosta (943) - CPA

2200 North Patterson, Valdosta, GA 31602 Phone: 229 244-1707 Vendor ID# 35275		Quarterly Scores (Grades)		Current Quarter Score (Grade)
		Q1: 102.03 (A+)	Q2: 103.66 (A+)	103.66%
		Q3: N/A	Q4: N/A	(A+)
# New Foster Homes During Quarter: 2		# Children in Care During Quarter: 33	# Placements During Quarter: 33	# Children in Care On Last Day: 26
	Avg Performance All CPAs (%)	Provider Performance (%)*	Possible Points (Weight)	Provider Points Earned
OPM Monitoring Reviews				
Annual Comprehensive Reviews	87%	92%	25	23.02
Safety Reviews	95%	97%	15	14.48
Monitoring Sub-Total			40	37.49
CPA Safety Outcomes				
Incidence of Maltreatment	0.03%	No Substantiated Reports	10	10.00
Staff Training	82%	100%	10	10.00
Safety Sub-Total			20	20.00
CPA Permanency Outcomes				
Placement Stability	92%	97%	15	14.55
Permanency Sub-Total			15	14.55
CPA Well-Being Outcomes				
EPSDT Medical Visits	84%	97%	4	3.88
EPSDT Dental Visits	71%	88%	4	3.52
Academic Supports	76%	100%	3	3.00
Provider ECEM Visits	91%	100%	7	7.00
Provider General Contacts	88%	100%	7	7.00
Placements with Siblings	57%	29%	Not Scored	Not Scored
Placements within Legal County	14%	0%	Not Scored	Not Scored
Well-Being Sub-Total			25	24.40

*Performance calculation descriptions can be found in the FY 2017 RBWO PBP Measurements and Standards Guide.

Monitoring & Outcomes: Possible Points = 100		Points Earned: 96.44	
Score Before Incentives Credit			96.44%
Incentives Awarded			7.22 pts
PBP Verification			N/A pts
Total Score			103.66%

Provider/Program Name: Choices for Life Of GA - Valdosta (943) - CPA



DHS, DFCS, Office of Provider Management
Performance-Based Placement Measures
RBWO Provider GA+SCORECARD - CPA



Report Quarter: Q2 FY2017

# New Foster Homes During Quarter: 2		# Children in Care During Quarter: 33	# Placements During Quarter: 33	# Children in Care On Last Day: 26
CPA Incentive Credits	Avg Performance All CPAs (%)	Provider Performance (%)*	Possible Points (Weight)	Provider Points Earned
Early EPSDT Medical Visits		90%	2	1.80
Early EPSDT Dental Visits		43%	2	0.86
Permanency Contacts		None Planned	5	
Additional Academic Supports		28%	2	0.56
Foster Hm Retention Rate (threshold = 90)		92%	2	2.00
Foster Hm Recruitment (threshold = 100)		67%	2	0.00
Active Agency Accreditation		50%	4	2.00
Staff Clinical Licensure		0%	5	0.00
Incentives Total	5.04		24	7.22
Maximum total combined incentive credit allowed is 10 points.			Incentives Awarded	7.22
*Performance calculation descriptions can be found in the FY 2017 RBWO PBP Measurements and Standards Guide.				

Child Protective Services Investigations and Dispositions

The following investigations data, which is not used for scoring but is considered significant to a provider's performance, is from Georgia SHINES and is not considered final or complete until the end of the fiscal year.

Total Reports:	0	
Number Screened In:	0	
Number Screened Out:	0	
Number Substantiated:	0	
Number Unsubstantiated:	1	
Number Active CPS Investigations:	-1	



DHS, DFCS, Office of Provider Management
Performance-Based Placement Measures
RBWO Provider GA+SCORECARD - CPA



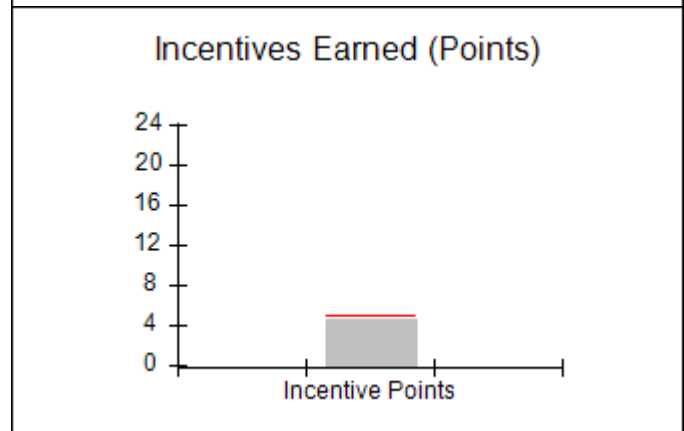
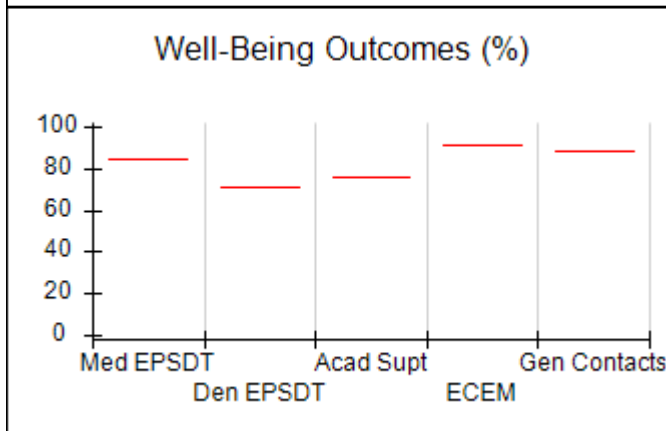
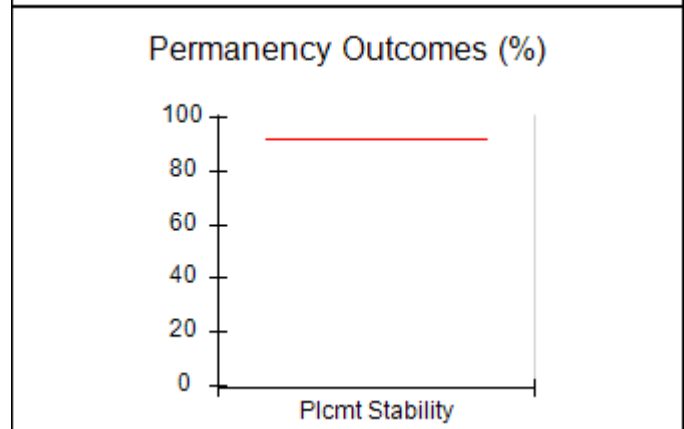
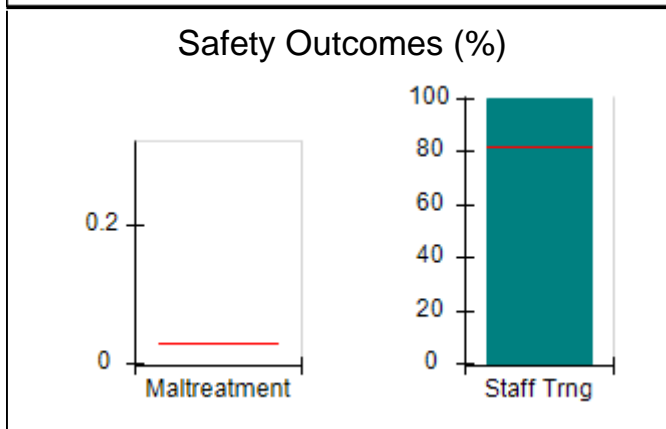
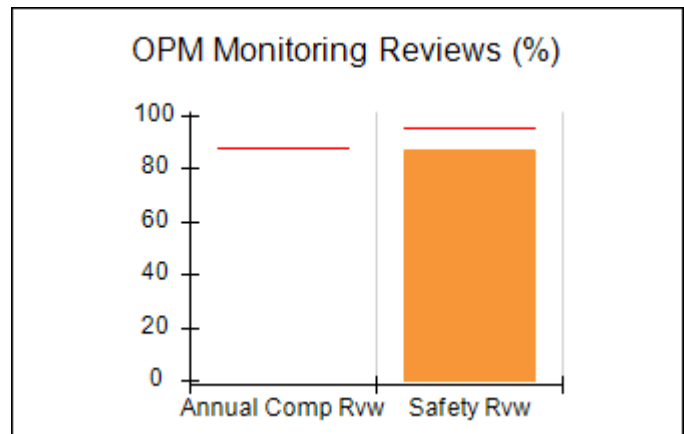
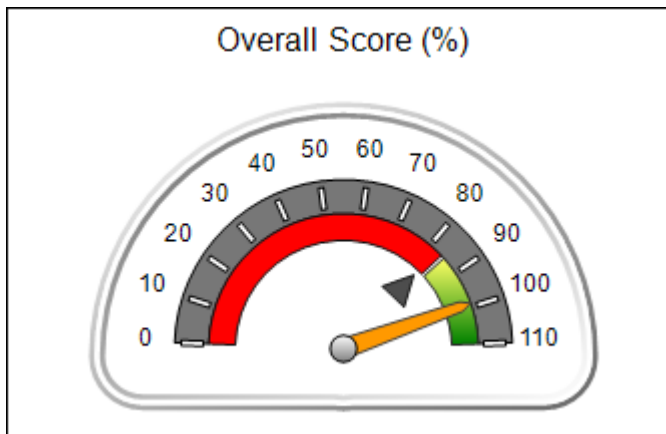
Report Quarter: Q2 FY2017

Provider/Program Name: CHRIS 180 Inc. - DBA: Gateway Foster Care (5166) - CPA

1017 Fayetteville Road, Atlanta, GA 30316 Phone: 404-844-4981 Vendor ID# 117441	Quarterly Scores (Grades)		Current Quarter Score (Grade)
	Q1: 96.98 (A)	Q2: 98.98 (A+)	98.98% (A+)
	Q3: N/A	Q4: N/A	
# New Foster Homes During Quarter: 0	# Children in Care During Quarter: 0	# Placements During Quarter: 0	# Children in Care On Last Day: 0

Quarterly Provider Comparisons to All CPAs

▼ — indicates average for all CPAs





DHS, DFCS, Office of Provider Management
Performance-Based Placement Measures
RBWO Provider GA+SCORECARD - CPA



Report Quarter: Q2 FY2017

Provider/Program Name: CHRIS 180 Inc. - DBA: Gateway Foster Care (5166) - CPA

1017 Fayetteville Road, Atlanta, GA 30316 Phone: 404-844-4981 Vendor ID# 117441		Quarterly Scores (Grades)		Current Quarter Score (Grade)
		Q1: 96.98 (A)	Q2: 98.98 (A+)	98.98%
		Q3: N/A	Q4: N/A	(A+)
# New Foster Homes During Quarter: 0		# Children in Care During Quarter: 0	# Placements During Quarter: 0	# Children in Care On Last Day: 0
	Avg Performance All CPAs (%)	Provider Performance (%)*	Possible Points (Weight)	Provider Points Earned
OPM Monitoring Reviews				
Annual Comprehensive Reviews	87%	Not Yet Conducted		
Safety Reviews	95%	87%	15	13.07
Monitoring Sub-Total			15	13.07
CPA Safety Outcomes				
Incidence of Maltreatment	0.03%	Not Eligible		
Staff Training	82%	100%	20	20.00
Safety Sub-Total			20	20.00
CPA Permanency Outcomes				
Placement Stability	92%	Not Eligible		
Permanency Sub-Total			N/A	
CPA Well-Being Outcomes				
EPSDT Medical Visits	84%	Not Eligible		
EPSDT Dental Visits	71%	Not Eligible		
Academic Supports	76%	Not Eligible		
Provider ECEM Visits	91%	Not Eligible		
Provider General Contacts	88%	Not Eligible		
Placements with Siblings	57%	Not Eligible	Not Scored	Not Scored
Placements within Legal County	14%	Not Eligible	Not Scored	Not Scored
Well-Being Sub-Total			N/A	

*Performance calculation descriptions can be found in the FY 2017 RBWO PBP Measurements and Standards Guide.

Monitoring & Outcomes: Possible Points = 35		Points Earned: 33.07	
Score Before Incentives Credit			94.48%
Incentives Awarded			4.50 pts
PBP Verification			N/A pts
Total Score			98.98%

Provider/Program Name: CHRIS 180 Inc. - DBA: Gateway Foster Care (5166) - CPA



DHS, DFCS, Office of Provider Management
Performance-Based Placement Measures
RBWO Provider GA+SCORECARD - CPA



Report Quarter: Q2 FY2017

# New Foster Homes During Quarter: 0		# Children in Care During Quarter: 0	# Placements During Quarter: 0	# Children in Care On Last Day: 0
CPA Incentive Credits	Avg Performance All CPAs (%)	Provider Performance (%)*	Possible Points (Weight)	Provider Points Earned
Early EPSDT Medical Visits		Not Eligible	2	
Early EPSDT Dental Visits		Not Eligible	2	
Permanency Contacts		None Planned	5	
Additional Academic Supports		Not Eligible	2	
Foster Hm Retention Rate (threshold = 90)		100%	2	2.00
Foster Hm Recruitment (threshold = 100)		0%	2	0.00
Active Agency Accreditation		50%	4	2.00
Staff Clinical Licensure		10%	5	0.50
Incentives Total	5.04		24	4.50
Maximum total combined incentive credit allowed is 10 points.			Incentives Awarded	4.50

*Performance calculation descriptions can be found in the FY 2017 RBWO PBP Measurements and Standards Guide.

Child Protective Services Investigations and Dispositions

The following investigations data, which is not used for scoring but is considered significant to a provider's performance, is from Georgia SHINES and is not considered final or complete until the end of the fiscal year.

Total Reports:	0
Number Screened In:	0
Number Screened Out:	0
Number Substantiated:	0
Number Unsubstantiated:	0
Number Active CPS Investigations:	0



DHS, DFCS, Office of Provider Management
Performance-Based Placement Measures
RBWO Provider GA+SCORECARD - CPA



Report Quarter: Q2 FY2017

Provider/Program Name: CHRIS 180 Inc. - Lithonia (5236) - CPA

5210 Lost Dutchman, Lithonia, GA 30038 Phone: 404-564-3402 Vendor ID# 85446	Quarterly Scores (Grades)		Current Quarter Score (Grade)
	Q1: 106.50 (A+)	Q2: 99.13 (A+)	99.13% (A+)
	Q3: N/A	Q4: N/A	
# New Foster Homes During Quarter: 0	# Children in Care During Quarter: 6	# Placements During Quarter: 6	# Children in Care On Last Day: 3

Quarterly Provider Comparisons to All CPAs

▼ — indicates average for all CPAs





DHS, DFCS, Office of Provider Management
Performance-Based Placement Measures
RBWO Provider GA+SCORECARD - CPA



Report Quarter: Q2 FY2017

Provider/Program Name: CHRIS 180 Inc. - Lithonia (5236) - CPA

5210 Lost Dutchman, Lithonia, GA 30038 Phone: 404-564-3402 Vendor ID# 85446		Quarterly Scores (Grades)		Current Quarter Score (Grade)
		Q1: 106.50 (A+)	Q2: 99.13 (A+)	99.13%
		Q3: N/A	Q4: N/A	(A+)
# New Foster Homes During Quarter: 0		# Children in Care During Quarter: 6	# Placements During Quarter: 6	# Children in Care On Last Day: 3
	Avg Performance All CPAs (%)	Provider Performance (%)*	Possible Points (Weight)	Provider Points Earned
OPM Monitoring Reviews				
Annual Comprehensive Reviews	87%	Not Yet Conducted		
Safety Reviews	95%	Not Yet Conducted		
Monitoring Sub-Total				0.00
CPA Safety Outcomes				
Incidence of Maltreatment	0.03%	No Substantiated Reports	10	10.00
Staff Training	82%	92%	10	9.20
Safety Sub-Total			20	19.20
CPA Permanency Outcomes				
Placement Stability	92%	100%	15	15.00
Permanency Sub-Total			15	15.00
CPA Well-Being Outcomes				
EPSDT Medical Visits	84%	100%	4	4.00
EPSDT Dental Visits	71%	83%	4	3.32
Academic Supports	76%	46%	3	1.38
Provider ECEM Visits	91%	100%	7	7.00
Provider General Contacts	88%	100%	7	7.00
Placements with Siblings	57%	100%	Not Scored	Not Scored
Placements within Legal County	14%	100%	Not Scored	Not Scored
Well-Being Sub-Total			25	22.70

*Performance calculation descriptions can be found in the FY 2017 RBWO PBP Measurements and Standards Guide.

Monitoring & Outcomes: Possible Points = 60		Points Earned: 56.90	
Score Before Incentives Credit			94.83%
Incentives Awarded			4.30 pts
PBP Verification			N/A pts
Total Score			99.13%

Provider/Program Name: CHRIS 180 Inc. - Lithonia (5236) - CPA



DHS, DFCS, Office of Provider Management
Performance-Based Placement Measures
RBWO Provider GA+SCORECARD - CPA



Report Quarter: Q2 FY2017

# New Foster Homes During Quarter: 0		# Children in Care During Quarter: 6	# Placements During Quarter: 6	# Children in Care On Last Day: 3
CPA Incentive Credits	Avg Performance All CPAs (%)	Provider Performance (%)*	Possible Points (Weight)	Provider Points Earned
Early EPSDT Medical Visits		Not Eligible	2	
Early EPSDT Dental Visits		67%	2	1.34
Permanency Contacts		None Planned	5	
Additional Academic Supports		23%	2	0.46
Foster Hm Retention Rate (threshold = 90)		100%	2	2.00
Foster Hm Recruitment (threshold = 100)		0%	2	0.00
Active Agency Accreditation		0%	4	0.00
Staff Clinical Licensure		10%	5	0.50
Incentives Total	5.04		24	4.30
Maximum total combined incentive credit allowed is 10 points.			Incentives Awarded	4.30
*Performance calculation descriptions can be found in the FY 2017 RBWO PBP Measurements and Standards Guide.				

Child Protective Services Investigations and Dispositions

The following investigations data, which is not used for scoring but is considered significant to a provider's performance, is from Georgia SHINES and is not considered final or complete until the end of the fiscal year.

Total Reports:	0	
Number Screened In:	0	
Number Screened Out:	0	
Number Substantiated:	0	
Number Unsubstantiated:	0	
Number Active CPS Investigations:	0	



DHS, DFCS, Office of Provider Management
Performance-Based Placement Measures
RBWO Provider GA+SCORECARD - CPA



Report Quarter: Q2 FY2017

Provider/Program Name: Community Connections - (586) - CPA

2300 West Park Place Blvd., Stone Mountain, GA 30087

Phone: 770-465-9644

Vendor ID# 35292

Quarterly Scores (Grades)

Q1: 100.10 (A+)

Q2: 102.52 (A+)

Q3: N/A

Q4: N/A

Current Quarter Score (Grade)

102.52%

(A+)

New Foster Homes During Quarter: 1

Children in Care During Quarter: 66

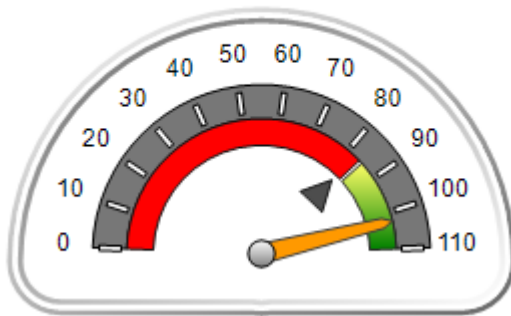
Placements During Quarter: 67

Children in Care On Last Day: 56

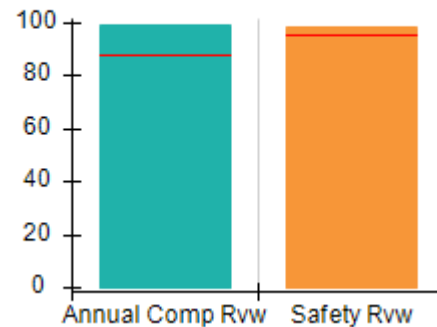
Quarterly Provider Comparisons to All CPAs

▼ — indicates average for all CPAs

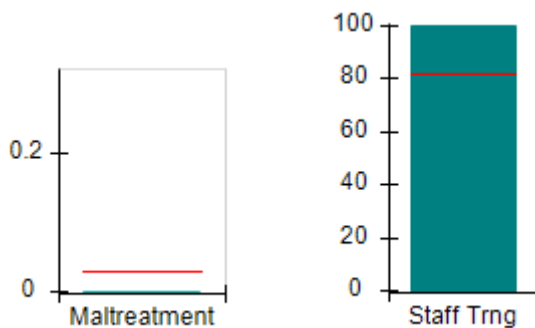
Overall Score (%)



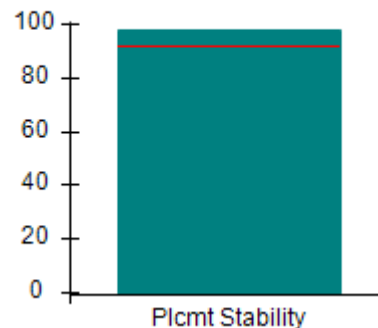
OPM Monitoring Reviews (%)



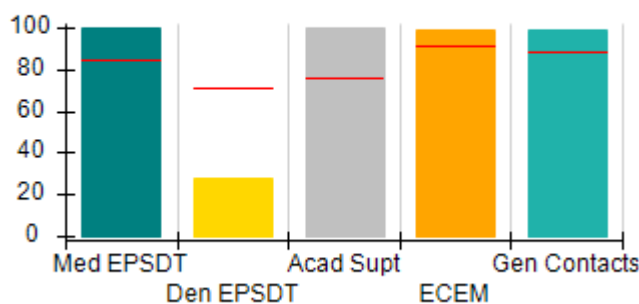
Safety Outcomes (%)



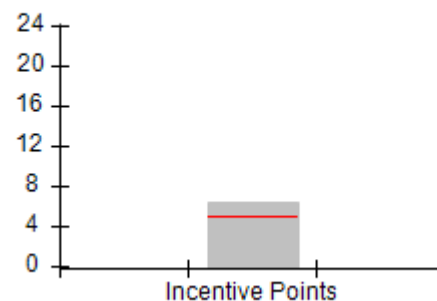
Permanency Outcomes (%)



Well-Being Outcomes (%)



Incentives Earned (Points)





DHS, DFCS, Office of Provider Management
Performance-Based Placement Measures
RBWO Provider GA+SCORECARD - CPA



Report Quarter: Q2 FY2017

Provider/Program Name: Community Connections - (586) - CPA

2300 West Park Place Blvd., Stone Mountain, GA 30087

Phone: 770-465-9644

Vendor ID# 35292

Quarterly Scores (Grades)		Current Quarter Score (Grade)
Q1: 100.10 (A+)	Q2: 102.52 (A+)	102.52% (A+)
Q3: N/A	Q4: N/A	

# New Foster Homes During Quarter: 1	# Children in Care During Quarter: 66	# Placements During Quarter: 67	# Children in Care On Last Day: 56
--------------------------------------	---------------------------------------	---------------------------------	------------------------------------

	Avg Performance All CPAs (%)	Provider Performance (%)*	Possible Points (Weight)	Provider Points Earned
--	------------------------------	---------------------------	--------------------------	------------------------

OPM Monitoring Reviews

Annual Comprehensive Reviews	87%	99%	25	24.75
Safety Reviews	95%	98%	15	14.74
Monitoring Sub-Total			40	39.48

CPA Safety Outcomes

Incidence of Maltreatment	0.03%	No Substantiated Reports	10	10.00
Staff Training	82%	100%	10	10.00
Safety Sub-Total			20	20.00

CPA Permanency Outcomes

Placement Stability	92%	98%	15	14.70
Permanency Sub-Total			15	14.70

CPA Well-Being Outcomes

EPSDT Medical Visits	84%	100%	4	4.00
EPSDT Dental Visits	71%	28%	4	1.12
Academic Supports	76%	100%	3	3.00
Provider ECEM Visits	91%	99%	7	6.93
Provider General Contacts	88%	99%	7	6.93
Placements with Siblings	57%	60%	Not Scored	Not Scored
Placements within Legal County	14%	29%	Not Scored	Not Scored
Well-Being Sub-Total			25	21.98

*Performance calculation descriptions can be found in the FY 2017 RBWO PBP Measurements and Standards Guide.

Monitoring & Outcomes: Possible Points = 100	Points Earned: 96.16
Score Before Incentives Credit	96.16%
Incentives Awarded	6.36 pts
PBP Verification	N/A pts
Total Score	102.52%

Provider/Program Name: Community Connections - (586) - CPA



DHS, DFCS, Office of Provider Management
Performance-Based Placement Measures
RBWO Provider GA+SCORECARD - CPA



Report Quarter: Q2 FY2017

# New Foster Homes During Quarter: 1		# Children in Care During Quarter: 66	# Placements During Quarter: 67	# Children in Care On Last Day: 56
CPA Incentive Credits	Avg Performance All CPAs (%)	Provider Performance (%)*	Possible Points (Weight)	Provider Points Earned
Early EPSDT Medical Visits		100%	2	2.00
Early EPSDT Dental Visits		18%	2	0.36
Permanency Contacts		0%	5	0.00
Additional Academic Supports		0%	2	0.00
Foster Hm Retention Rate (threshold = 90)		95%	2	2.00
Foster Hm Recruitment (threshold = 100)		25%	2	0.00
Active Agency Accreditation		0%	4	0.00
Staff Clinical Licensure		40%	5	2.00
Incentives Total	5.04		24	6.36
Maximum total combined incentive credit allowed is 10 points.			Incentives Awarded	6.36
*Performance calculation descriptions can be found in the FY 2017 RBWO PBP Measurements and Standards Guide.				

Child Protective Services Investigations and Dispositions		
The following investigations data, which is not used for scoring but is considered significant to a provider's performance, is from Georgia SHINES and is not considered final or complete until the end of the fiscal year.		
Total Reports:	1	
Number Screened In:	0	
Number Screened Out:	1	
Number Substantiated:	0	
Number Unsubstantiated:	0	
Number Active CPS Investigations:	0	



DHS, DFCS, Office of Provider Management
Performance-Based Placement Measures
RBWO Provider GA+SCORECARD - CPA



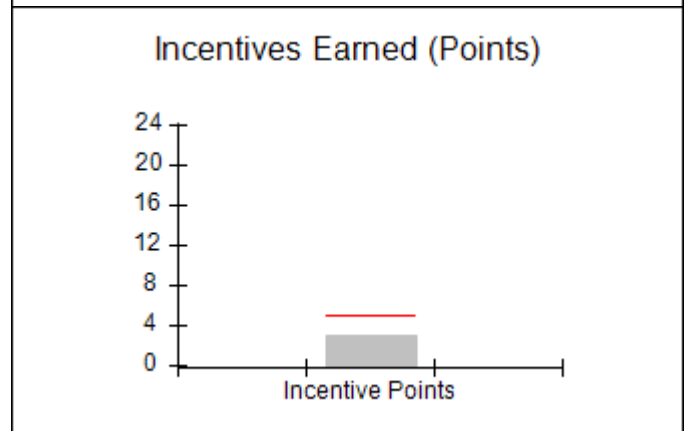
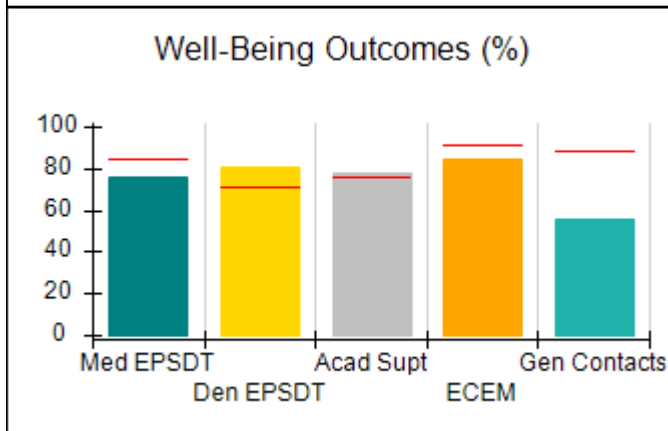
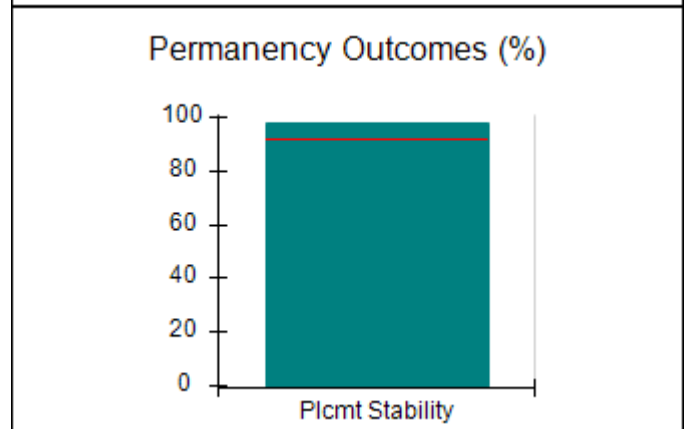
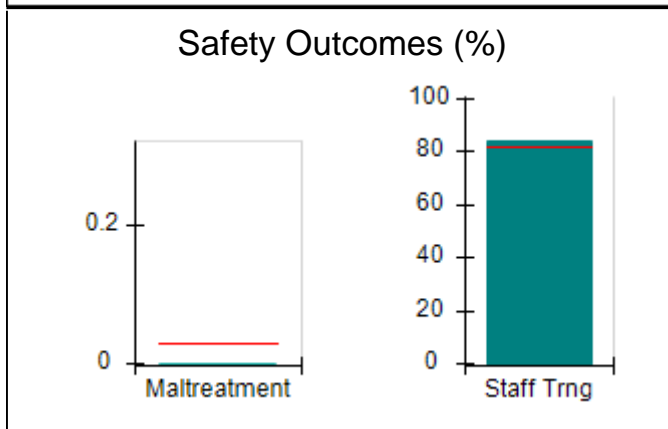
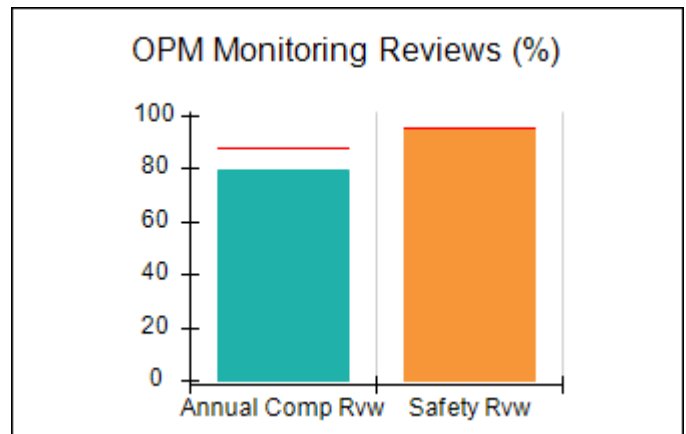
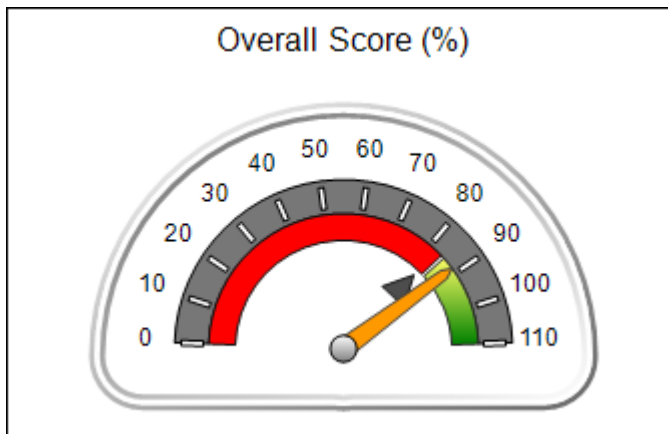
Report Quarter: Q2 FY2017

Provider/Program Name: Creative Community Services - (612) - CPA

4487 Park Drive, Norcross, GA 30093 Phone: 770-469-6226 Vendor ID# 35296	Quarterly Scores (Grades)		Current Quarter Score (Grade)
	Q1: 93.65 (A-)	Q2: 88.51 (B+)	88.51% (B+)
	Q3: N/A	Q4: N/A	
# New Foster Homes During Quarter: 3	# Children in Care During Quarter: 40	# Placements During Quarter: 41	# Children in Care On Last Day: 37

Quarterly Provider Comparisons to All CPAs

▼ — indicates average for all CPAs





DHS, DFCS, Office of Provider Management
Performance-Based Placement Measures
RBWO Provider GA+SCORECARD - CPA



Report Quarter: Q2 FY2017

Provider/Program Name: Creative Community Services - (612) - CPA

4487 Park Drive, Norcross, GA 30093		Quarterly Scores (Grades)		Current Quarter Score (Grade)
Phone: 770-469-6226		Q1: 93.65 (A-)	Q2: 88.51 (B+)	88.51%
Vendor ID# 35296		Q3: N/A	Q4: N/A	(B+)
# New Foster Homes During Quarter: 3		# Children in Care During Quarter: 40	# Placements During Quarter: 41	# Children in Care On Last Day: 37
	Avg Performance All CPAs (%)	Provider Performance (%)*	Possible Points (Weight)	Provider Points Earned
OPM Monitoring Reviews				
Annual Comprehensive Reviews	87%	79%	25	19.81
Safety Reviews	95%	95%	15	14.23
Monitoring Sub-Total			40	34.03
CPA Safety Outcomes				
Incidence of Maltreatment	0.03%	No Substantiated Reports	10	10.00
Staff Training	82%	84%	10	8.40
Safety Sub-Total			20	18.40
CPA Permanency Outcomes				
Placement Stability	92%	98%	15	14.70
Permanency Sub-Total			15	14.70
CPA Well-Being Outcomes				
EPSDT Medical Visits	84%	76%	4	3.04
EPSDT Dental Visits	71%	81%	4	3.24
Academic Supports	76%	78%	3	2.34
Provider ECEM Visits	91%	84%	7	5.88
Provider General Contacts	88%	56%	7	3.92
Placements with Siblings	57%	55%	Not Scored	Not Scored
Placements within Legal County	14%	20%	Not Scored	Not Scored
Well-Being Sub-Total			25	18.42

*Performance calculation descriptions can be found in the FY 2017 RBWO PBP Measurements and Standards Guide.

Monitoring & Outcomes: Possible Points = 100		Points Earned: 85.55	
Score Before Incentives Credit			85.55%
Incentives Awarded			2.96 pts
PBP Verification			N/A pts
Total Score			88.51%

Provider/Program Name: Creative Community Services - (612) - CPA



DHS, DFCS, Office of Provider Management
Performance-Based Placement Measures
RBWO Provider GA+SCORECARD - CPA



Report Quarter: Q2 FY2017

# New Foster Homes During Quarter: 3		# Children in Care During Quarter: 40	# Placements During Quarter: 41	# Children in Care On Last Day: 37
CPA Incentive Credits	Avg Performance All CPAs (%)	Provider Performance (%)*	Possible Points (Weight)	Provider Points Earned
Early EPSDT Medical Visits		18%	2	0.36
Early EPSDT Dental Visits		30%	2	0.60
Permanency Contacts		0%	5	0.00
Additional Academic Supports		0%	2	0.00
Foster Hm Retention Rate (threshold = 90)		80%	2	0.00
Foster Hm Recruitment (threshold = 100)		75%	2	0.00
Active Agency Accreditation		50%	4	2.00
Staff Clinical Licensure		0%	5	0.00
Incentives Total	5.04		24	2.96
Maximum total combined incentive credit allowed is 10 points.			Incentives Awarded	2.96
*Performance calculation descriptions can be found in the FY 2017 RBWO PBP Measurements and Standards Guide.				

Child Protective Services Investigations and Dispositions

The following investigations data, which is not used for scoring but is considered significant to a provider's performance, is from Georgia SHINES and is not considered final or complete until the end of the fiscal year.

Total Reports:	5	
Number Screened In:	0	
Number Screened Out:	5	
Number Substantiated:	0	
Number Unsubstantiated:	0	
Number Active CPS Investigations:	0	



DHS, DFCS, Office of Provider Management
Performance-Based Placement Measures
RBWO Provider GA+SCORECARD - CPA



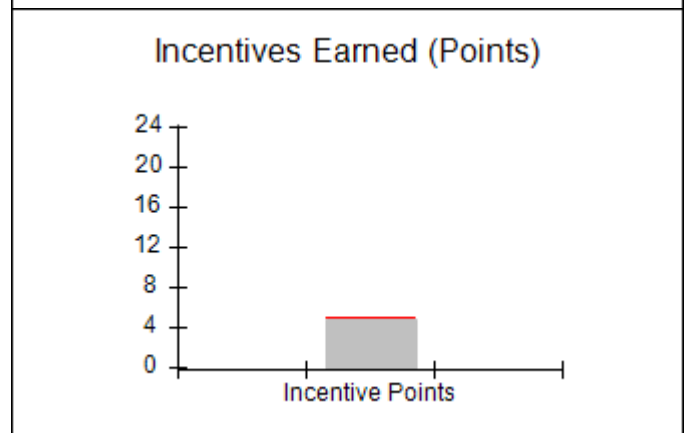
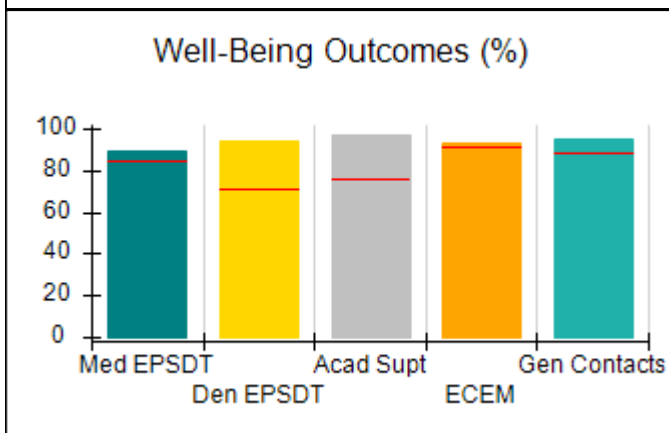
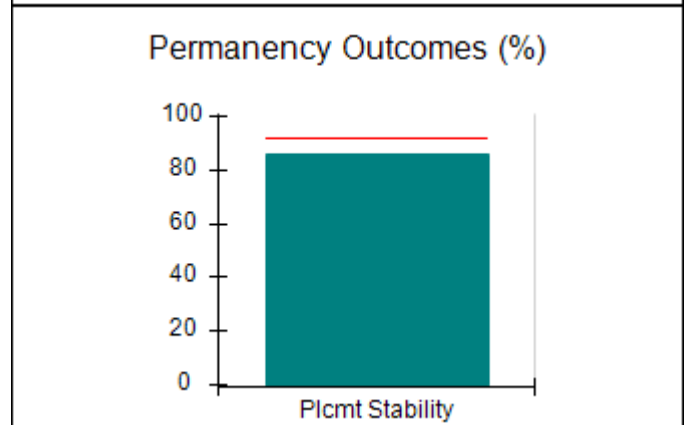
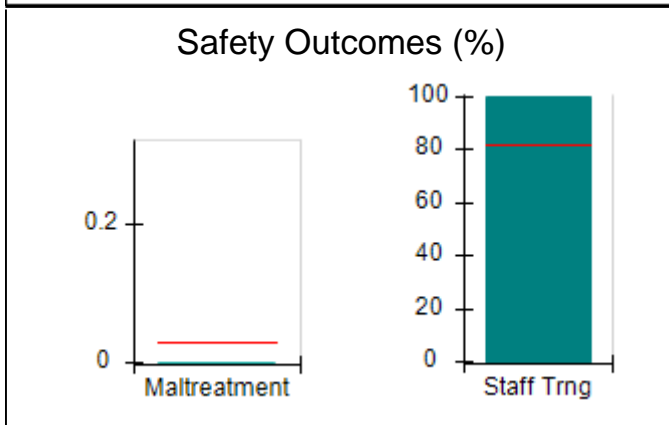
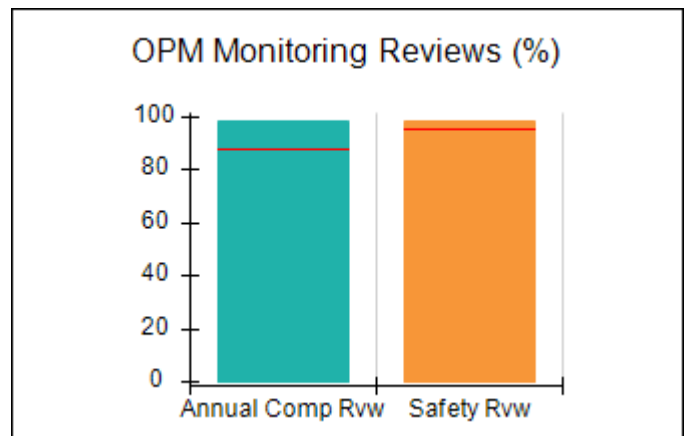
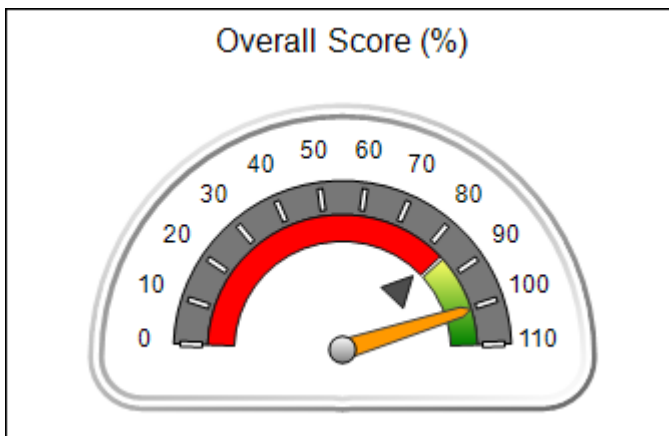
Report Quarter: Q2 FY2017

Provider/Program Name: Devereux GA Treatment Network - Specialty Foster Care (621) - CPA

1291 Stanley Rd., Kennesaw, GA 30512 Phone: 770-427-0147 Vendor ID# 35305	Quarterly Scores (Grades)		Current Quarter Score (Grade)
	Q1: 99.89 (A+)	Q2: 100.32 (A+)	100.32% (A+)
	Q3: N/A	Q4: N/A	
# New Foster Homes During Quarter: 0	# Children in Care During Quarter: 50	# Placements During Quarter: 58	# Children in Care On Last Day: 31

Quarterly Provider Comparisons to All CPAs

▼ — indicates average for all CPAs





DHS, DFCS, Office of Provider Management
Performance-Based Placement Measures
RBWO Provider GA+SCORECARD - CPA



Report Quarter: Q2 FY2017

Provider/Program Name: Devereux GA Treatment Network - Specialty Foster Care (621) - CPA

1291 Stanley Rd., Kennesaw, GA 30512 Phone: 770-427-0147 Vendor ID# 35305	Quarterly Scores (Grades)		Current Quarter Score (Grade)
	Q1: 99.89 (A+)	Q2: 100.32 (A+)	100.32% (A+)
	Q3: N/A	Q4: N/A	

# New Foster Homes During Quarter: 0	# Children in Care During Quarter: 50	# Placements During Quarter: 58	# Children in Care On Last Day: 31
--------------------------------------	---------------------------------------	---------------------------------	------------------------------------

	Avg Performance All CPAs (%)	Provider Performance (%)*	Possible Points (Weight)	Provider Points Earned
--	-------------------------------------	----------------------------------	---------------------------------	-------------------------------

OPM Monitoring Reviews

Annual Comprehensive Reviews	87%	98%	25	24.58
Safety Reviews	95%	98%	15	14.69
Monitoring Sub-Total			40	39.27

CPA Safety Outcomes

Incidence of Maltreatment	0.03%	No Substantiated Reports	10	10.00
Staff Training	82%	100%	10	10.00
Safety Sub-Total			20	20.00

CPA Permanency Outcomes

Placement Stability	92%	86%	15	12.90
Permanency Sub-Total			15	12.90

CPA Well-Being Outcomes

EPSDT Medical Visits	84%	89%	4	3.56
EPSDT Dental Visits	71%	94%	4	3.76
Academic Supports	76%	97%	3	2.91
Provider ECEM Visits	91%	93%	7	6.51
Provider General Contacts	88%	95%	7	6.65
Placements with Siblings	57%	49%	Not Scored	Not Scored
Placements within Legal County	14%	15%	Not Scored	Not Scored
Well-Being Sub-Total			25	23.39

*Performance calculation descriptions can be found in the FY 2017 RBWO PBP Measurements and Standards Guide.

Monitoring & Outcomes: Possible Points = 100	Points Earned: 95.56
Score Before Incentives Credit	95.56%
Incentives Awarded	4.76 pts
PBP Verification	N/A pts
Total Score	100.32%



DHS, DFCS, Office of Provider Management
Performance-Based Placement Measures
RBWO Provider GA+SCORECARD - CPA



Report Quarter: Q2 FY2017

Provider/Program Name: Devereux GA Treatment Network - Specialty Foster Care (621) - CPA

# New Foster Homes During Quarter: 0		# Children in Care During Quarter: 50	# Placements During Quarter: 58	# Children in Care On Last Day: 31
CPA Incentive Credits	Avg Performance All CPAs (%)	Provider Performance (%)*	Possible Points (Weight)	Provider Points Earned
Early EPSDT Medical Visits		43%	2	0.86
Early EPSDT Dental Visits		95%	2	1.90
Permanency Contacts		0%	5	0.00
Additional Academic Supports		0%	2	0.00
Foster Hm Retention Rate (threshold = 90)		100%	2	2.00
Foster Hm Recruitment (threshold = 100)		0%	2	0.00
Active Agency Accreditation		0%	4	0.00
Staff Clinical Licensure		0%	5	0.00
Incentives Total	5.04		24	4.76
Maximum total combined incentive credit allowed is 10 points.			Incentives Awarded	4.76

*Performance calculation descriptions can be found in the FY 2017 RBWO PBP Measurements and Standards Guide.

Child Protective Services Investigations and Dispositions

The following investigations data, which is not used for scoring but is considered significant to a provider's performance, is from Georgia SHINES and is not considered final or complete until the end of the fiscal year.

Total Reports:	1
Number Screened In:	0
Number Screened Out:	1
Number Substantiated:	0
Number Unsubstantiated:	1
Number Active CPS Investigations:	-1



DHS, DFCS, Office of Provider Management
Performance-Based Placement Measures
RBWO Provider GA+SCORECARD - CPA

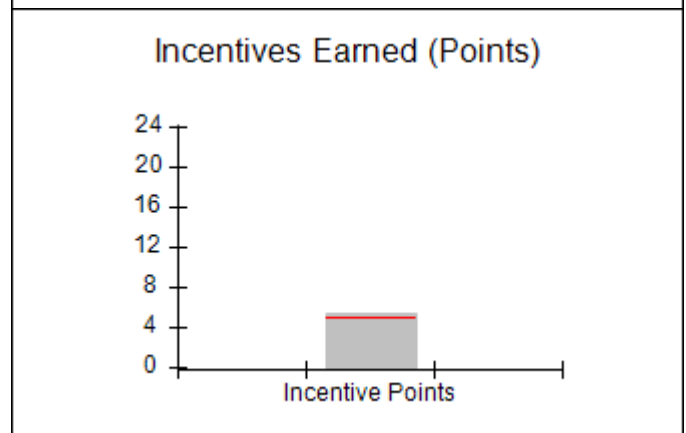
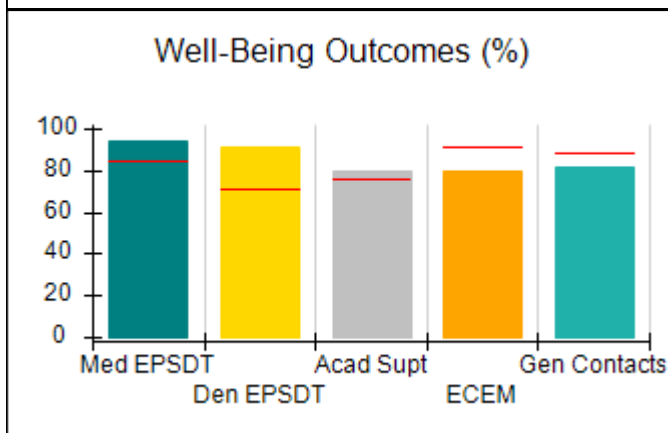
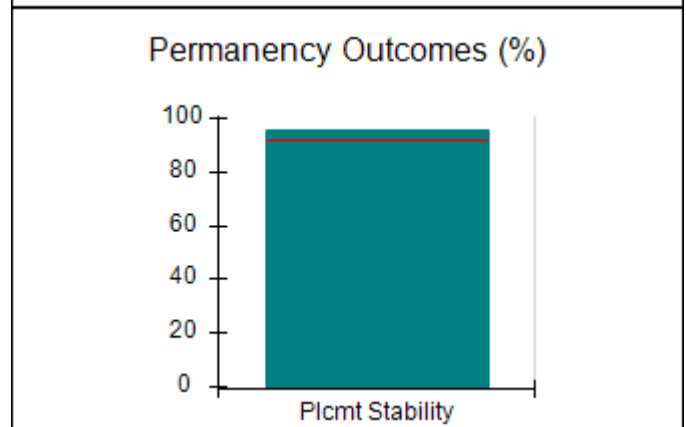
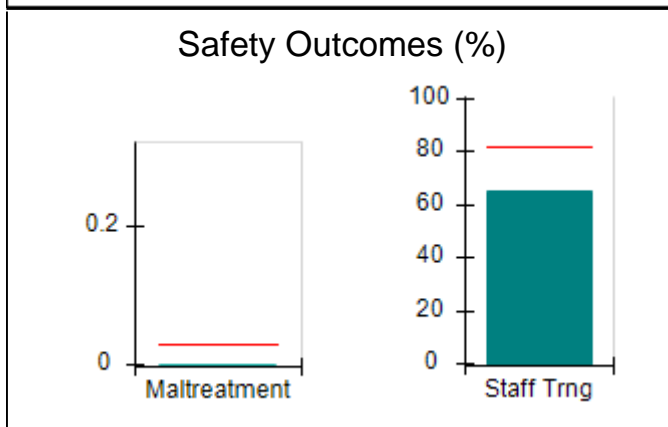
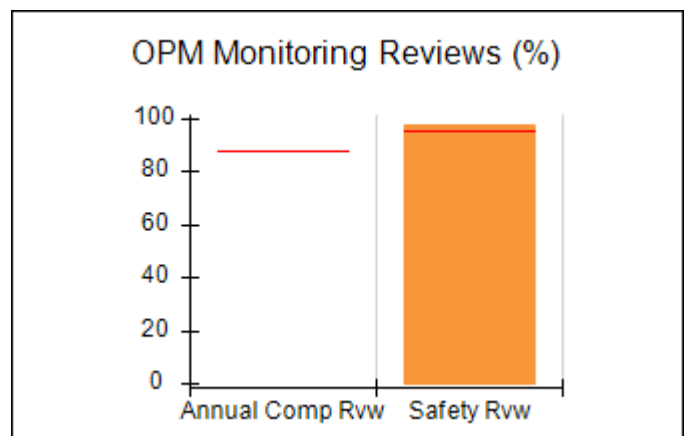
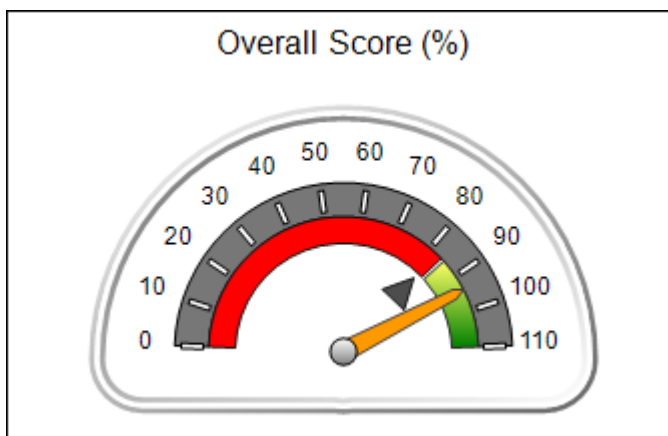


Report Quarter: Q2 FY2017

Provider/Program Name: Elks Aidmore Children's Center - Child Placing Agency (5120) - CPA

2394 Morrison Road, Conyers, GA 30094 Phone: 770-483-3535 Vendor ID# 108643	Quarterly Scores (Grades)		Current Quarter Score (Grade)
	Q1: 95.34 (A)	Q2: 94.19 (A)	94.19% (A)
	Q3: N/A	Q4: N/A	
# New Foster Homes During Quarter: 1	# Children in Care During Quarter: 90	# Placements During Quarter: 92	# Children in Care On Last Day: 81
Quarterly Provider Comparisons to All CPAs			

▼ — indicates average for all CPAs





DHS, DFCS, Office of Provider Management
Performance-Based Placement Measures
RBWO Provider GA+SCORECARD - CPA



Report Quarter: Q2 FY2017

Provider/Program Name: Elks Aidmore Children's Center - Child Placing Agency (5120) - CPA

2394 Morrison Road, Conyers, GA 30094 Phone: 770-483-3535 Vendor ID# 108643	Quarterly Scores (Grades)		Current Quarter Score (Grade)
	Q1: 95.34 (A)	Q2: 94.19 (A)	94.19%
	Q3: N/A	Q4: N/A	(A)

# New Foster Homes During Quarter: 1	# Children in Care During Quarter: 90	# Placements During Quarter: 92	# Children in Care On Last Day: 81
--------------------------------------	---------------------------------------	---------------------------------	------------------------------------

	Avg Performance All CPAs (%)	Provider Performance (%)*	Possible Points (Weight)	Provider Points Earned
--	-------------------------------------	----------------------------------	---------------------------------	-------------------------------

OPM Monitoring Reviews

Annual Comprehensive Reviews	87%	Not Yet Conducted		
Safety Reviews	95%	97%	15	14.61
Monitoring Sub-Total			15	14.61

CPA Safety Outcomes

Incidence of Maltreatment	0.03%	No Substantiated Reports	10	10.00
Staff Training	82%	65%	10	6.50
Safety Sub-Total			20	16.50

CPA Permanency Outcomes

Placement Stability	92%	96%	15	14.40
Permanency Sub-Total			15	14.40

CPA Well-Being Outcomes

EPSDT Medical Visits	84%	94%	4	3.76
EPSDT Dental Visits	71%	91%	4	3.64
Academic Supports	76%	80%	3	2.40
Provider ECEM Visits	91%	80%	7	5.60
Provider General Contacts	88%	82%	7	5.74
Placements with Siblings	57%	34%	Not Scored	Not Scored
Placements within Legal County	14%	0%	Not Scored	Not Scored
Well-Being Sub-Total			25	21.14

*Performance calculation descriptions can be found in the FY 2017 RBWO PBP Measurements and Standards Guide.

Monitoring & Outcomes: Possible Points = 75		Points Earned: 66.65	
Score Before Incentives Credit			88.87%
Incentives Awarded			5.32 pts
PBP Verification			N/A pts
Total Score			94.19%



DHS, DFCS, Office of Provider Management
Performance-Based Placement Measures
RBWO Provider GA+SCORECARD - CPA



Report Quarter: Q2 FY2017

Provider/Program Name: Elks Aidmore Children's Center - Child Placing Agency (5120) - CPA

# New Foster Homes During Quarter: 1		# Children in Care During Quarter: 90	# Placements During Quarter: 92	# Children in Care On Last Day: 81
CPA Incentive Credits	Avg Performance All CPAs (%)	Provider Performance (%)*	Possible Points (Weight)	Provider Points Earned
Early EPSDT Medical Visits		64%	2	1.28
Early EPSDT Dental Visits		70%	2	1.40
Permanency Contacts		0%	5	0.00
Additional Academic Supports		7%	2	0.14
Foster Hm Retention Rate (threshold = 90)		82%	2	0.00
Foster Hm Recruitment (threshold = 100)		25%	2	0.00
Active Agency Accreditation		50%	4	2.00
Staff Clinical Licensure		10%	5	0.50
Incentives Total	5.04		24	5.32
Maximum total combined incentive credit allowed is 10 points.			Incentives Awarded	5.32

*Performance calculation descriptions can be found in the FY 2017 RBWO PBP Measurements and Standards Guide.

Child Protective Services Investigations and Dispositions

The following investigations data, which is not used for scoring but is considered significant to a provider's performance, is from Georgia SHINES and is not considered final or complete until the end of the fiscal year.

Total Reports:	3
Number Screened In:	3
Number Screened Out:	0
Number Substantiated:	0
Number Unsubstantiated:	2
Number Active CPS Investigations:	1



DHS, DFCS, Office of Provider Management
Performance-Based Placement Measures
RBWO Provider GA+SCORECARD - CPA



Report Quarter: Q2 FY2017

Provider/Program Name: Elks Aidmore Children's Center - Savannah (5231) - CPA

132 Stephenson Avenue, Savannah, GA 31405

Phone: 912-200-3685

Vendor ID# 143218

Quarterly Scores (Grades)

Q1: 102.00 (A+)

Q2: 54.00 (F)

Q3: N/A

Q4: N/A

Current Quarter Score (Grade)

54.00%

(F)

New Foster Homes During Quarter: 1

Children in Care During Quarter: 0

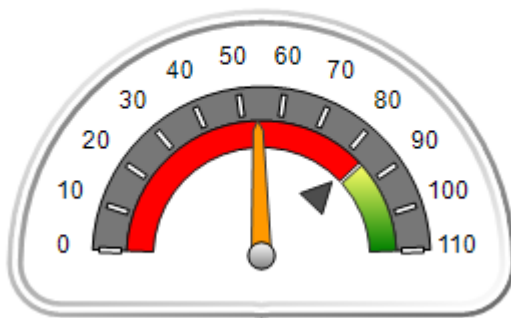
Placements During Quarter: 0

Children in Care On Last Day: 0

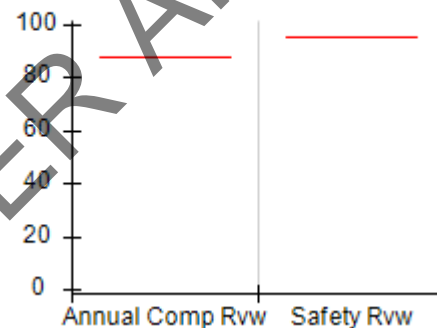
Quarterly Provider Comparisons to All CPAs

▼ — indicates average for all CPAs

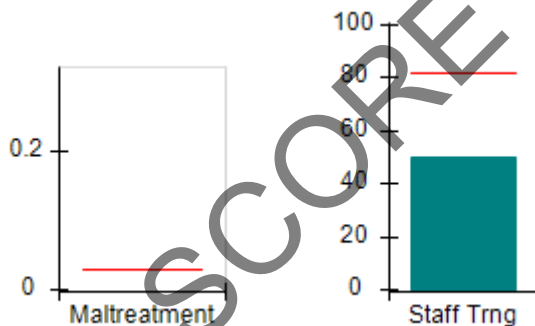
Overall Score (%)



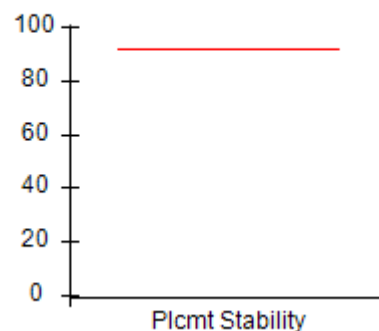
OPM Monitoring Reviews (%)



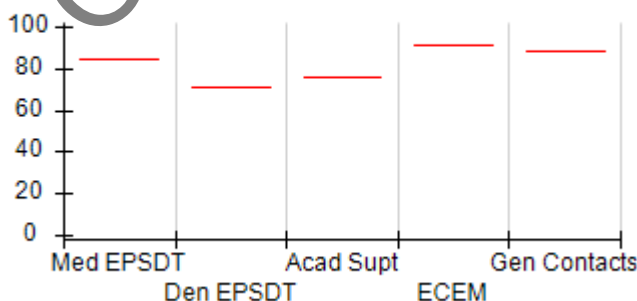
Safety Outcomes (%)



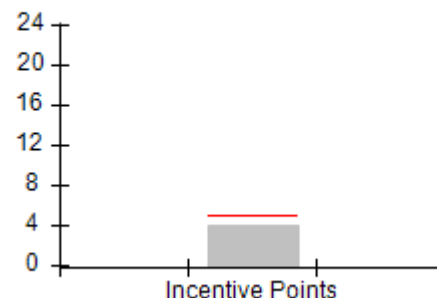
Permanency Outcomes (%)



Well-Being Outcomes (%)



Incentives Earned (Points)





DHS, DFCS, Office of Provider Management
Performance-Based Placement Measures
RBWO Provider GA+SCORECARD - CPA



Report Quarter: Q2 FY2017

Provider/Program Name: Elks Aidmore Children's Center - Savannah (5231) - CPA

132 Stephenson Avenue, Savannah, GA 31405 Phone: 912-200-3685 Vendor ID# 143218		Quarterly Scores (Grades)		Current Quarter Score (Grade)
		Q1: 102.00 (A+)	Q2: 54.00 (F)	54.00%
		Q3: N/A	Q4: N/A	(F)
# New Foster Homes During Quarter: 1		# Children in Care During Quarter: 0	# Placements During Quarter: 0	# Children in Care On Last Day: 0
	Avg Performance All CPAs (%)	Provider Performance (%)*	Possible Points (Weight)	Provider Points Earned
OPM Monitoring Reviews				
Annual Comprehensive Reviews	87%	Not Yet Conducted		
Safety Reviews	95%	Not Yet Conducted		
Monitoring Sub-Total				0.00
CPA Safety Outcomes				
Incidence of Maltreatment	0.03%	Not Eligible		
Staff Training	82%	50%	20	10.00
Safety Sub-Total			20	10.00
CPA Permanency Outcomes				
Placement Stability	92%	Not Eligible		
Permanency Sub-Total			N/A	
CPA Well-Being Outcomes				
EPSDT Medical Visits	84%	Not Eligible		
EPSDT Dental Visits	71%	Not Eligible		
Academic Supports	76%	Not Eligible		
Provider ECEM Visits	91%	Not Eligible		
Provider General Contacts	88%	Not Eligible		
Placements with Siblings	57%	Not Eligible	Not Scored	Not Scored
Placements within Legal County	14%	Not Eligible	Not Scored	Not Scored
Well-Being Sub-Total			N/A	

*Performance calculation descriptions can be found in the FY 2017 RBWO PBP Measurements and Standards Guide.

Monitoring & Outcomes: Possible Points = 20		Points Earned: 10.00	
Score Before Incentives Credit			50.00%
Incentives Awarded			4.00 pts
PBP Verification			N/A pts
Total Score			54.00%

Provider/Program Name: Elks Aidmore Children's Center - Savannah (5231) - CPA



DHS, DFCS, Office of Provider Management
Performance-Based Placement Measures
RBWO Provider GA+SCORECARD - CPA



Report Quarter: Q2 FY2017

# New Foster Homes During Quarter: 1		# Children in Care During Quarter: 0	# Placements During Quarter: 0	# Children in Care On Last Day: 0
CPA Incentive Credits	Avg Performance All CPAs (%)	Provider Performance (%)*	Possible Points (Weight)	Provider Points Earned
Early EPSDT Medical Visits		Not Eligible	2	
Early EPSDT Dental Visits		Not Eligible	2	
Permanency Contacts		None Planned	5	
Additional Academic Supports		Not Eligible	2	
Foster Hm Retention Rate (threshold = 90)		Not Eligible	2	0.00
Foster Hm Recruitment (threshold = 100)		100%	2	2.00
Active Agency Accreditation		50%	4	2.00
Staff Clinical Licensure		0%	5	0.00
Incentives Total	5.04		24	4.00
Maximum total combined incentive credit allowed is 10 points.			Incentives Awarded	4.00

*Performance calculation descriptions can be found in the FY 2017 RBWO PBP Measurements and Standards Guide.

Child Protective Services Investigations and Dispositions

The following investigations data, which is not used for scoring but is considered significant to a provider's performance, is from Georgia SHINES and is not considered final or complete until the end of the fiscal year.

Total Reports:	0
Number Screened In:	0
Number Screened Out:	0
Number Substantiated:	0
Number Unsubstantiated:	0
Number Active CPS Investigations:	0



DHS, DFCS, Office of Provider Management
Performance-Based Placement Measures
RBWO Provider GA+SCORECARD - CPA



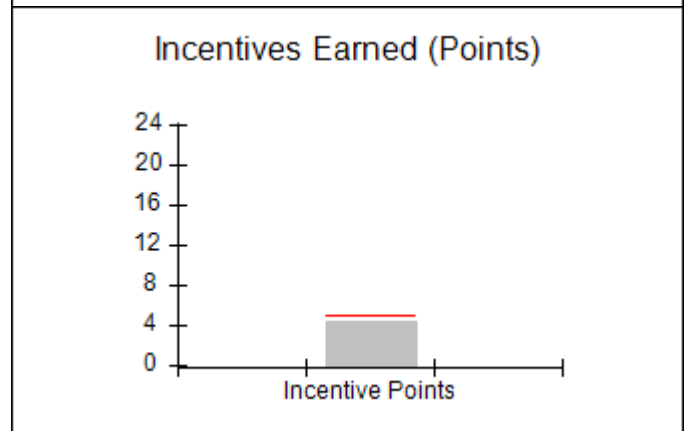
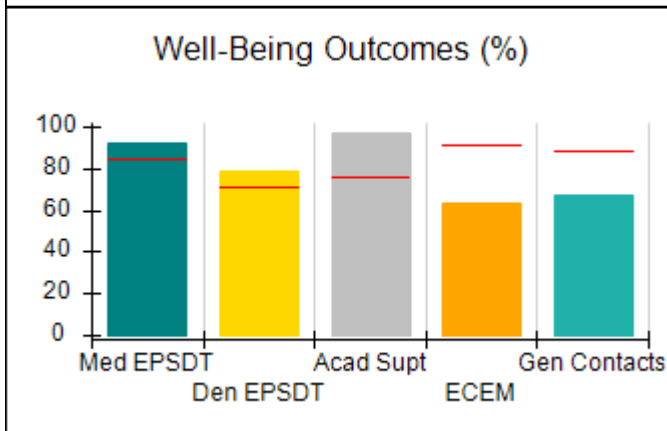
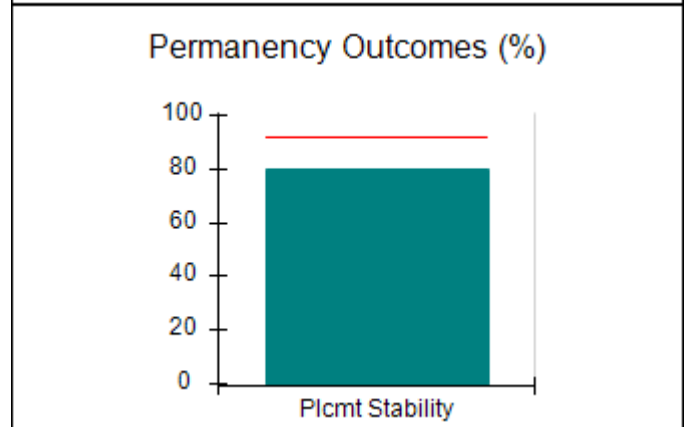
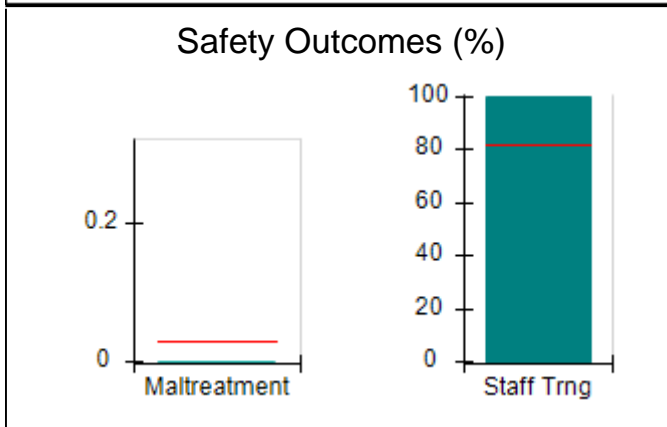
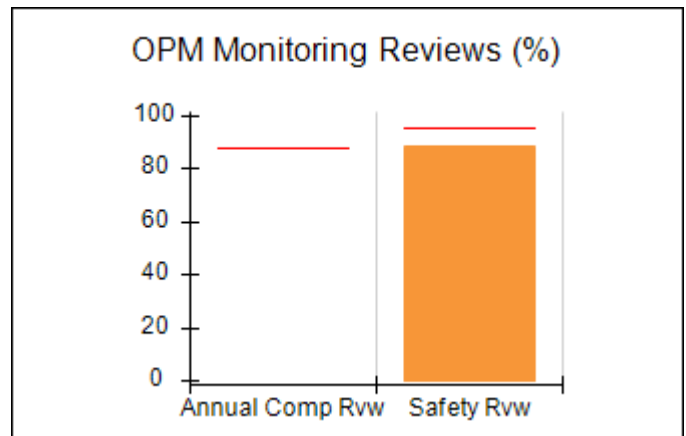
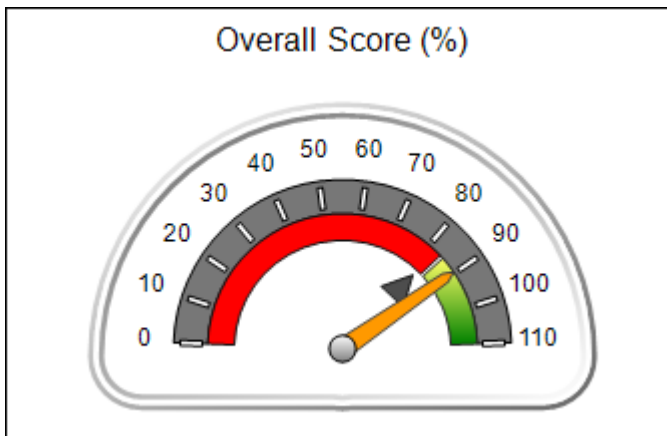
Report Quarter: Q2 FY2017

Provider/Program Name: Elks Aidmore Children's Center - Valdosta (5179) - CPA

300 N. St. Augustine Road, Valdosta, GA 31601 Phone: 229-244-3020 Vendor ID# 33264	Quarterly Scores (Grades)		Current Quarter Score (Grade)
	Q1: 94.80 (A)	Q2: 89.68 (B+)	89.68% (B+)
	Q3: N/A	Q4: N/A	
# New Foster Homes During Quarter: 0	# Children in Care During Quarter: 30	# Placements During Quarter: 34	# Children in Care On Last Day: 24

Quarterly Provider Comparisons to All CPAs

▼ — indicates average for all CPAs





DHS, DFCS, Office of Provider Management
Performance-Based Placement Measures
RBWO Provider GA+SCORECARD - CPA



Report Quarter: Q2 FY2017

Provider/Program Name: Elks Aidmore Children's Center - Valdosta (5179) - CPA

300 N. St. Augustine Road, Valdosta, GA 31601 Phone: 229-244-3020 Vendor ID# 33264		Quarterly Scores (Grades)		Current Quarter Score (Grade)
		Q1: 94.80 (A)	Q2: 89.68 (B+)	89.68%
		Q3: N/A	Q4: N/A	(B+)
# New Foster Homes During Quarter: 0		# Children in Care During Quarter: 30	# Placements During Quarter: 34	# Children in Care On Last Day: 24
	Avg Performance All CPAs (%)	Provider Performance (%)*	Possible Points (Weight)	Provider Points Earned
OPM Monitoring Reviews				
Annual Comprehensive Reviews	87%	Not Yet Conducted		
Safety Reviews	95%	88%	15	13.20
Monitoring Sub-Total			15	13.20
CPA Safety Outcomes				
Incidence of Maltreatment	0.03%	No Substantiated Reports	10	10.00
Staff Training	82%	100%	10	10.00
Safety Sub-Total			20	20.00
CPA Permanency Outcomes				
Placement Stability	92%	80%	15	12.00
Permanency Sub-Total			15	12.00
CPA Well-Being Outcomes				
EPSDT Medical Visits	84%	92%	4	3.68
EPSDT Dental Visits	71%	79%	4	3.16
Academic Supports	76%	97%	3	2.91
Provider ECEM Visits	91%	63%	7	4.41
Provider General Contacts	88%	67%	7	4.69
Placements with Siblings	57%	35%	Not Scored	Not Scored
Placements within Legal County	14%	0%	Not Scored	Not Scored
Well-Being Sub-Total			25	18.85

*Performance calculation descriptions can be found in the FY 2017 RBWO PBP Measurements and Standards Guide.

Monitoring & Outcomes: Possible Points = 75		Points Earned: 64.05	
Score Before Incentives Credit			85.40%
Incentives Awarded			4.28 pts
PBP Verification			N/A pts
Total Score			89.68%

Provider/Program Name: Elks Aidmore Children's Center - Valdosta (5179) - CPA



DHS, DFCS, Office of Provider Management
Performance-Based Placement Measures
RBWO Provider GA+SCORECARD - CPA



Report Quarter: Q2 FY2017

# New Foster Homes During Quarter: 0		# Children in Care During Quarter: 30	# Placements During Quarter: 34	# Children in Care On Last Day: 24
CPA Incentive Credits	Avg Performance All CPAs (%)	Provider Performance (%)*	Possible Points (Weight)	Provider Points Earned
Early EPSDT Medical Visits		33%	2	0.66
Early EPSDT Dental Visits		38%	2	0.76
Permanency Contacts		0%	5	0.00
Additional Academic Supports		43%	2	0.86
Foster Hm Retention Rate (threshold = 90)		80%	2	0.00
Foster Hm Recruitment (threshold = 100)		0%	2	0.00
Active Agency Accreditation		50%	4	2.00
Staff Clinical Licensure		0%	5	0.00
Incentives Total	5.04		24	4.28
Maximum total combined incentive credit allowed is 10 points.			Incentives Awarded	4.28
*Performance calculation descriptions can be found in the FY 2017 RBWO PBP Measurements and Standards Guide.				

Child Protective Services Investigations and Dispositions

The following investigations data, which is not used for scoring but is considered significant to a provider's performance, is from Georgia SHINES and is not considered final or complete until the end of the fiscal year.

Total Reports:	0
Number Screened In:	0
Number Screened Out:	0
Number Substantiated:	0
Number Unsubstantiated:	0
Number Active CPS Investigations:	0



DHS, DFCS, Office of Provider Management
Performance-Based Placement Measures
RBWO Provider GA+SCORECARD - CPA



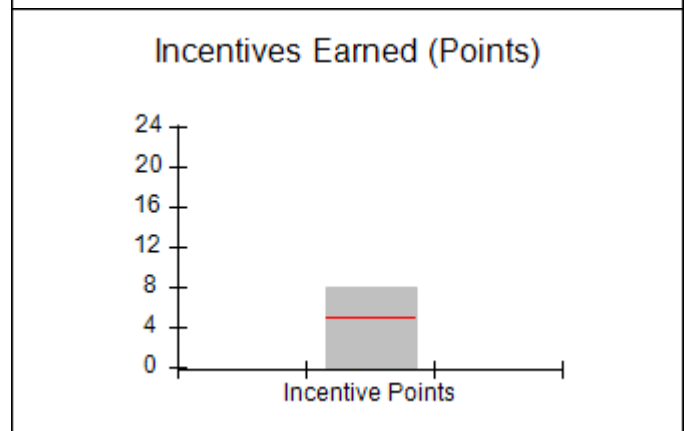
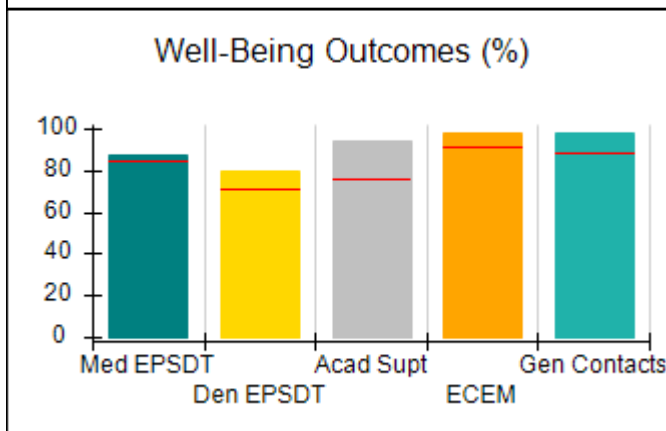
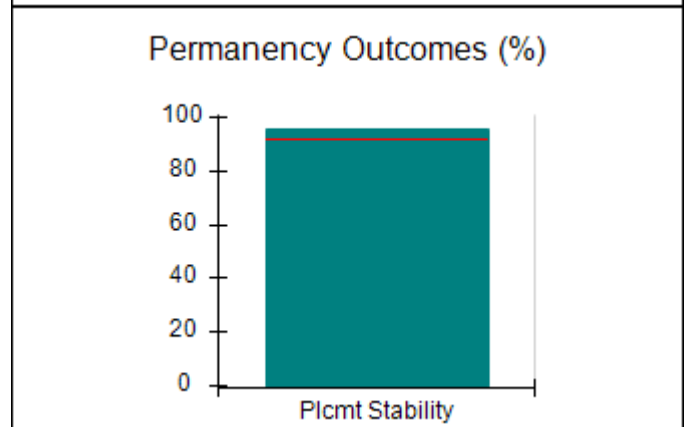
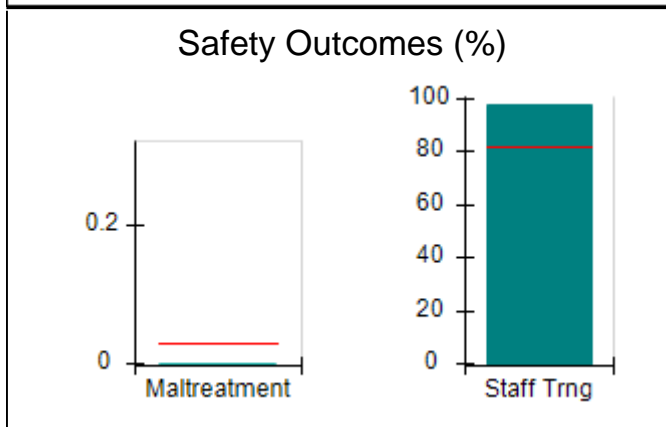
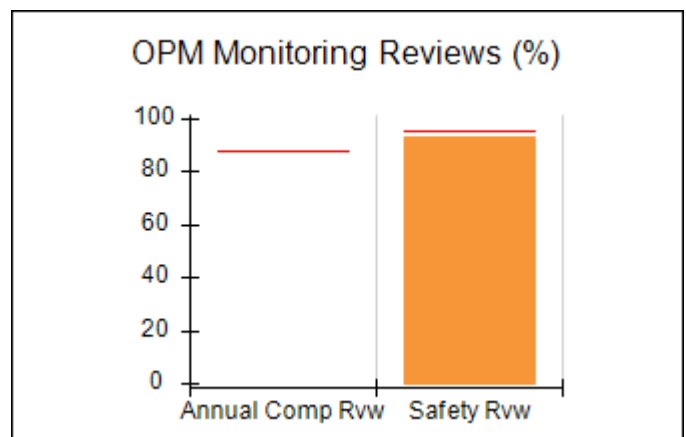
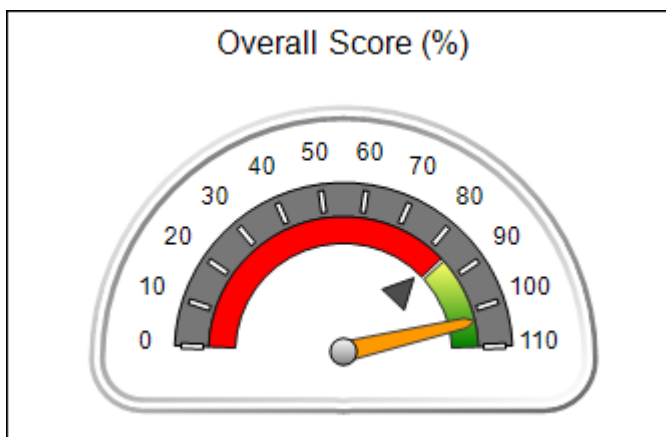
Report Quarter: Q2 FY2017

Provider/Program Name: ENA, Inc., dba NECCO (formerly GA SAFE) - Albany (672) - CPA

2231 Dawson Rd., Albany, GA 31707 Phone: 229-299-5095 Vendor ID# 84512	Quarterly Scores (Grades)		Current Quarter Score (Grade)
	Q1: 103.24 (A+)	Q2: 103.04 (A+)	103.04% (A+)
	Q3: N/A	Q4: N/A	
# New Foster Homes During Quarter: 8	# Children in Care During Quarter: 89	# Placements During Quarter: 91	# Children in Care On Last Day: 75

Quarterly Provider Comparisons to All CPAs

— indicates average for all CPAs





DHS, DFCS, Office of Provider Management
Performance-Based Placement Measures
RBWO Provider GA+SCORECARD - CPA



Report Quarter: Q2 FY2017

Provider/Program Name: ENA, Inc., dba NECCO (formerly GA SAFE) - Albany (672) - CPA

2231 Dawson Rd., Albany, GA 31707 Phone: 229-299-5095 Vendor ID# 84512	Quarterly Scores (Grades)		Current Quarter Score (Grade)
	Q1: 103.24 (A+)	Q2: 103.04 (A+)	103.04%
	Q3: N/A	Q4: N/A	(A+)

# New Foster Homes During Quarter: 8	# Children in Care During Quarter: 89	# Placements During Quarter: 91	# Children in Care On Last Day: 75
--------------------------------------	---------------------------------------	---------------------------------	------------------------------------

	Avg Performance All CPAs (%)	Provider Performance (%)*	Possible Points (Weight)	Provider Points Earned
--	-------------------------------------	----------------------------------	---------------------------------	-------------------------------

OPM Monitoring Reviews

Annual Comprehensive Reviews	87%	Not Yet Conducted		
Safety Reviews	95%	93%	15	13.90
Monitoring Sub-Total			15	13.90

CPA Safety Outcomes

Incidence of Maltreatment	0.03%	No Substantiated Reports	10	10.00
Staff Training	82%	98%	10	9.80
Safety Sub-Total			20	19.80

CPA Permanency Outcomes

Placement Stability	92%	96%	15	14.40
Permanency Sub-Total			15	14.40

CPA Well-Being Outcomes

EPSDT Medical Visits	84%	87%	4	3.48
EPSDT Dental Visits	71%	80%	4	3.20
Academic Supports	76%	94%	3	2.82
Provider ECEM Visits	91%	98%	7	6.86
Provider General Contacts	88%	98%	7	6.86
Placements with Siblings	57%	47%	Not Scored	Not Scored
Placements within Legal County	14%	15%	Not Scored	Not Scored
Well-Being Sub-Total			25	23.22

*Performance calculation descriptions can be found in the FY 2017 RBWO PBP Measurements and Standards Guide.

Monitoring & Outcomes: Possible Points = 75		Points Earned: 71.32	
Score Before Incentives Credit			95.10%
Incentives Awarded			7.94 pts
PBP Verification			N/A pts
Total Score			103.04%

Provider/Program Name: ENA, Inc., dba NECCO (formerly GA SAFE) - Albany (672) - CPA



DHS, DFCS, Office of Provider Management
Performance-Based Placement Measures
RBWO Provider GA+SCORECARD - CPA



Report Quarter: Q2 FY2017

# New Foster Homes During Quarter: 8		# Children in Care During Quarter: 89	# Placements During Quarter: 91	# Children in Care On Last Day: 75
CPA Incentive Credits	Avg Performance All CPAs (%)	Provider Performance (%)*	Possible Points (Weight)	Provider Points Earned
Early EPSDT Medical Visits		38%	2	0.76
Early EPSDT Dental Visits		59%	2	1.18
Permanency Contacts		0%	5	0.00
Additional Academic Supports		0%	2	0.00
Foster Hm Retention Rate (threshold = 90)		92%	2	2.00
Foster Hm Recruitment (threshold = 100)		150%	2	2.00
Active Agency Accreditation		50%	4	2.00
Staff Clinical Licensure		0%	5	0.00
Incentives Total	5.04		24	7.94
Maximum total combined incentive credit allowed is 10 points.			Incentives Awarded	7.94
*Performance calculation descriptions can be found in the FY 2017 RBWO PBP Measurements and Standards Guide.				

Child Protective Services Investigations and Dispositions

The following investigations data, which is not used for scoring but is considered significant to a provider's performance, is from Georgia SHINES and is not considered final or complete until the end of the fiscal year.

Total Reports:	2	
Number Screened In:	0	
Number Screened Out:	2	
Number Substantiated:	0	
Number Unsubstantiated:	0	
Number Active CPS Investigations:	0	



DHS, DFCS, Office of Provider Management
Performance-Based Placement Measures
RBWO Provider GA+SCORECARD - CPA

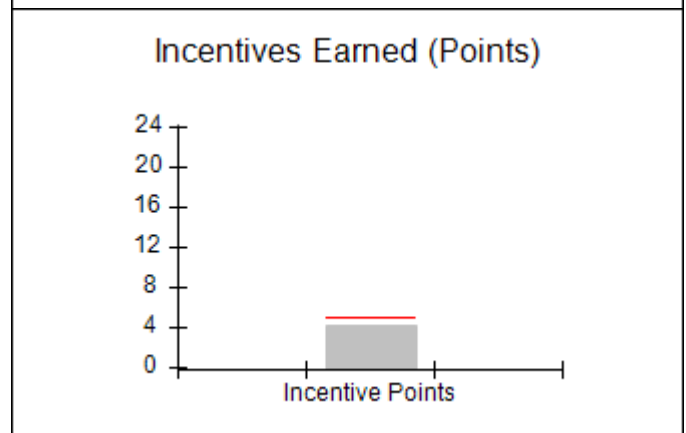
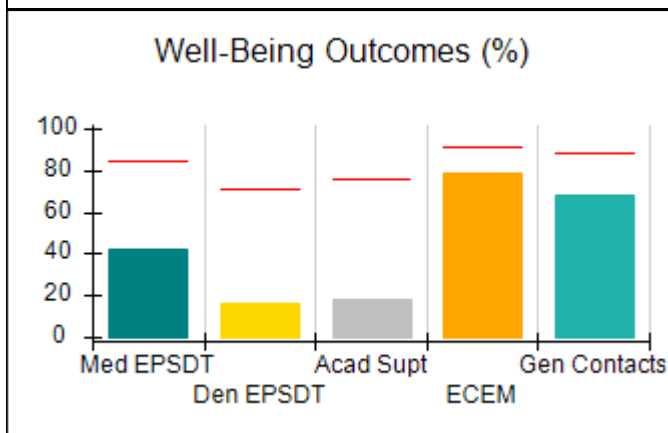
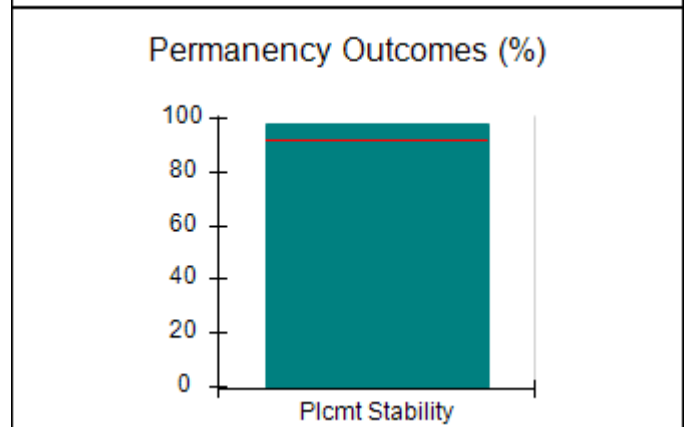
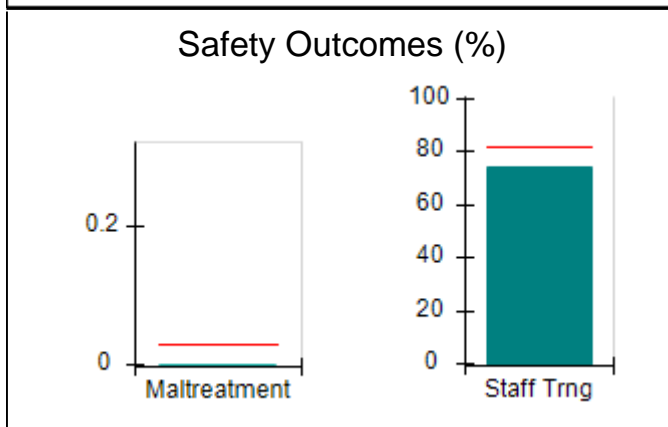
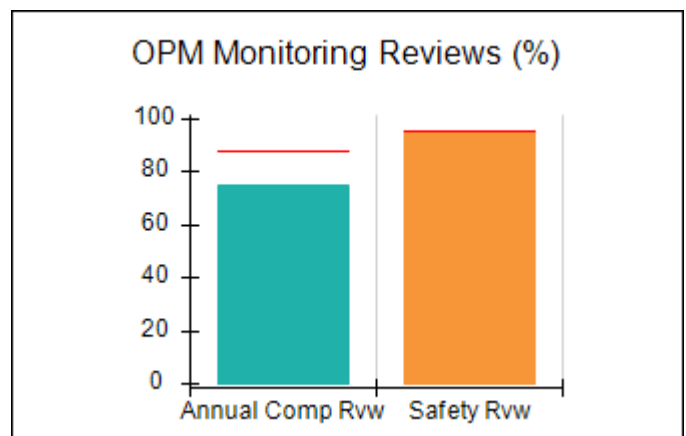
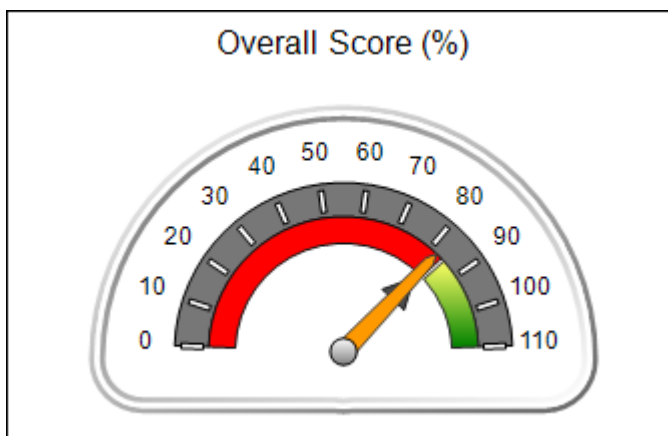


Report Quarter: Q2 FY2017

Provider/Program Name: ENA, Inc., dba NECCO (formerly GA SAFE) - Jonesboro (4289) - CPA

9556 Tara Blvd., Jonesboro, GA 30236 Phone: 678-610-1933 Vendor ID# 84514	Quarterly Scores (Grades)		Current Quarter Score (Grade)
	Q1: 83.04 (B-)	Q2: 82.28 (B-)	82.28% (B-)
	Q3: N/A	Q4: N/A	
# New Foster Homes During Quarter: 4	# Children in Care During Quarter: 85	# Placements During Quarter: 86	# Children in Care On Last Day: 75
Quarterly Provider Comparisons to All CPAs			

▼ — indicates average for all CPAs





DHS, DFCS, Office of Provider Management
Performance-Based Placement Measures
RBWO Provider GA+SCORECARD - CPA



Report Quarter: Q2 FY2017

Provider/Program Name: ENA, Inc., dba NECCO (formerly GA SAFE) - Jonesboro (4289) - CPA

9556 Tara Blvd., Jonesboro, GA 30236 Phone: 678-610-1933 Vendor ID# 84514	Quarterly Scores (Grades)		Current Quarter Score (Grade)
	Q1: 83.04 (B-)	Q2: 82.28 (B-)	82.28%
	Q3: N/A	Q4: N/A	(B-)

# New Foster Homes During Quarter: 4	# Children in Care During Quarter: 85	# Placements During Quarter: 86	# Children in Care On Last Day: 75
--------------------------------------	---------------------------------------	---------------------------------	------------------------------------

	Avg Performance All CPAs (%)	Provider Performance (%)*	Possible Points (Weight)	Provider Points Earned
--	-------------------------------------	----------------------------------	---------------------------------	-------------------------------

OPM Monitoring Reviews

Annual Comprehensive Reviews	87%	75%	25	18.65
Safety Reviews	95%	95%	15	14.30
Monitoring Sub-Total			40	32.95

CPA Safety Outcomes

Incidence of Maltreatment	0.03%	No Substantiated Reports	10	10.00
Staff Training	82%	74%	10	7.40
Safety Sub-Total			20	17.40

CPA Permanency Outcomes

Placement Stability	92%	98%	15	14.70
Permanency Sub-Total			15	14.70

CPA Well-Being Outcomes

EPSDT Medical Visits	84%	42%	4	1.68
EPSDT Dental Visits	71%	17%	4	0.68
Academic Supports	76%	18%	3	0.54
Provider ECEM Visits	91%	79%	7	5.53
Provider General Contacts	88%	68%	7	4.76
Placements with Siblings	57%	29%	Not Scored	Not Scored
Placements within Legal County	14%	0%	Not Scored	Not Scored
Well-Being Sub-Total			25	13.19

*Performance calculation descriptions can be found in the FY 2017 RBWO PBP Measurements and Standards Guide.

Monitoring & Outcomes: Possible Points = 100	Points Earned: 78.24
Score Before Incentives Credit	78.24%
Incentives Awarded	4.04 pts
PBP Verification	N/A pts
Total Score	82.28%



DHS, DFCS, Office of Provider Management
Performance-Based Placement Measures
RBWO Provider GA+SCORECARD - CPA



Report Quarter: Q2 FY2017

Provider/Program Name: ENA, Inc., dba NECCO (formerly GA SAFE) - Jonesboro (4289) - CPA

# New Foster Homes During Quarter: 4		# Children in Care During Quarter: 85	# Placements During Quarter: 86	# Children in Care On Last Day: 75
CPA Incentive Credits	Avg Performance All CPAs (%)	Provider Performance (%)*	Possible Points (Weight)	Provider Points Earned
Early EPSDT Medical Visits		0%	2	0.00
Early EPSDT Dental Visits		2%	2	0.04
Permanency Contacts		0%	5	0.00
Additional Academic Supports		0%	2	0.00
Foster Hm Retention Rate (threshold = 90)		77%	2	0.00
Foster Hm Recruitment (threshold = 100)		100%	2	2.00
Active Agency Accreditation		50%	4	2.00
Staff Clinical Licensure		0%	5	0.00
Incentives Total	5.04		24	4.04
Maximum total combined incentive credit allowed is 10 points.			Incentives Awarded	4.04

*Performance calculation descriptions can be found in the FY 2017 RBWO PBP Measurements and Standards Guide.

Child Protective Services Investigations and Dispositions

The following investigations data, which is not used for scoring but is considered significant to a provider's performance, is from Georgia SHINES and is not considered final or complete until the end of the fiscal year.

Total Reports:	2
Number Screened In:	0
Number Screened Out:	2
Number Substantiated:	0
Number Unsubstantiated:	3
Number Active CPS Investigations:	-3



DHS, DFCS, Office of Provider Management
Performance-Based Placement Measures
RBWO Provider GA+SCORECARD - CPA



Report Quarter: Q2 FY2017

Provider/Program Name: ENA, Inc., dba NECCO (formerly GA SAFE) - Macon (675) - CPA

150 North Crest Boulevard, Macon, GA 31210 Phone: 478-254-2902 Vendor ID# 84513	Quarterly Scores (Grades)		Current Quarter Score (Grade)
	Q1: 98.87 (A+)	Q2: 96.19 (A)	96.19% (A)
	Q3: N/A	Q4: N/A	
# New Foster Homes During Quarter: 4	# Children in Care During Quarter: 70	# Placements During Quarter: 72	# Children in Care On Last Day: 55

Quarterly Provider Comparisons to All CPAs

▼ — indicates average for all CPAs





DHS, DFCS, Office of Provider Management
Performance-Based Placement Measures
RBWO Provider GA+SCORECARD - CPA



Report Quarter: Q2 FY2017

Provider/Program Name: ENA, Inc., dba NECCO (formerly GA SAFE) - Macon (675) - CPA

150 North Crest Boulevard, Macon, GA 31210 Phone: 478-254-2902 Vendor ID# 84513		Quarterly Scores (Grades)		Current Quarter Score (Grade)
		Q1: 98.87 (A+)	Q2: 96.19 (A)	96.19%
		Q3: N/A	Q4: N/A	(A)
# New Foster Homes During Quarter: 4		# Children in Care During Quarter: 70	# Placements During Quarter: 72	# Children in Care On Last Day: 55
	Avg Performance All CPAs (%)	Provider Performance (%)*	Possible Points (Weight)	Provider Points Earned
OPM Monitoring Reviews				
Annual Comprehensive Reviews	87%	91%	25	22.73
Safety Reviews	95%	97%	15	14.55
Monitoring Sub-Total			40	37.27
CPA Safety Outcomes				
Incidence of Maltreatment	0.03%	No Substantiated Reports	10	10.00
Staff Training	82%	94%	10	9.40
Safety Sub-Total			20	19.40
CPA Permanency Outcomes				
Placement Stability	92%	96%	15	14.40
Permanency Sub-Total			15	14.40
CPA Well-Being Outcomes				
EPSDT Medical Visits	84%	61%	4	2.44
EPSDT Dental Visits	71%	62%	4	2.48
Academic Supports	76%	67%	3	2.01
Provider ECEM Visits	91%	99%	7	6.93
Provider General Contacts	88%	100%	7	7.00
Placements with Siblings	57%	76%	Not Scored	Not Scored
Placements within Legal County	14%	11%	Not Scored	Not Scored
Well-Being Sub-Total			25	20.86

*Performance calculation descriptions can be found in the FY 2017 RBWO PBP Measurements and Standards Guide.

Monitoring & Outcomes: Possible Points = 100		Points Earned: 91.93	
Score Before Incentives Credit			91.93%
Incentives Awarded			4.26 pts
PBP Verification			N/A pts
Total Score			96.19%

Provider/Program Name: ENA, Inc., dba NECCO (formerly GA SAFE) - Macon (675) - CPA



DHS, DFCS, Office of Provider Management
Performance-Based Placement Measures
RBWO Provider GA+SCORECARD - CPA



Report Quarter: Q2 FY2017

# New Foster Homes During Quarter: 4		# Children in Care During Quarter: 70	# Placements During Quarter: 72	# Children in Care On Last Day: 55
CPA Incentive Credits	Avg Performance All CPAs (%)	Provider Performance (%)*	Possible Points (Weight)	Provider Points Earned
Early EPSDT Medical Visits		0%	2	0.00
Early EPSDT Dental Visits		13%	2	0.26
Permanency Contacts		0%	5	0.00
Additional Academic Supports		0%	2	0.00
Foster Hm Retention Rate (threshold = 90)		94%	2	2.00
Foster Hm Recruitment (threshold = 100)		75%	2	0.00
Active Agency Accreditation		50%	4	2.00
Staff Clinical Licensure		0%	5	0.00
Incentives Total	5.04		24	4.26
Maximum total combined incentive credit allowed is 10 points.			Incentives Awarded	4.26
*Performance calculation descriptions can be found in the FY 2017 RBWO PBP Measurements and Standards Guide.				

Child Protective Services Investigations and Dispositions

The following investigations data, which is not used for scoring but is considered significant to a provider's performance, is from Georgia SHINES and is not considered final or complete until the end of the fiscal year.

Total Reports:	2	
Number Screened In:	1	
Number Screened Out:	1	
Number Substantiated:	0	
Number Unsubstantiated:	3	
Number Active CPS Investigations:	-2	



DHS, DFCS, Office of Provider Management
Performance-Based Placement Measures
RBWO Provider GA+SCORECARD - CPA



Report Quarter: Q2 FY2017

Provider/Program Name: ENA, Inc., dba NECCO (formerly GA SAFE) - Martinez (673) - CPA

4424 Columbia Rd., Martinez, GA 30907 Phone: 706-210-3435 Vendor ID# 84510	Quarterly Scores (Grades)		Current Quarter Score (Grade)
	Q1: 99.60 (A+)	Q2: 98.38 (A+)	98.38% (A+)
	Q3: N/A	Q4: N/A	
# New Foster Homes During Quarter: 1	# Children in Care During Quarter: 51	# Placements During Quarter: 56	# Children in Care On Last Day: 45
Quarterly Provider Comparisons to All CPAs			

▼ — indicates average for all CPAs





DHS, DFCS, Office of Provider Management
Performance-Based Placement Measures
RBWO Provider GA+SCORECARD - CPA



Report Quarter: Q2 FY2017

Provider/Program Name: ENA, Inc., dba NECCO (formerly GA SAFE) - Martinez (673) - CPA				
4424 Columbia Rd., Martinez, GA 30907 Phone: 706-210-3435 Vendor ID# 84510		Quarterly Scores (Grades)		Current Quarter Score (Grade)
		Q1: 99.60 (A+)	Q2: 98.38 (A+)	98.38%
		Q3: N/A	Q4: N/A	(A+)
# New Foster Homes During Quarter: 1		# Children in Care During Quarter: 51	# Placements During Quarter: 56	# Children in Care On Last Day: 45
	Avg Performance All CPAs (%)	Provider Performance (%)*	Possible Points (Weight)	Provider Points Earned
OPM Monitoring Reviews				
Annual Comprehensive Reviews	87%	98%	25	24.50
Safety Reviews	95%	94%	15	14.17
Monitoring Sub-Total			40	38.67
CPA Safety Outcomes				
Incidence of Maltreatment	0.03%	No Substantiated Reports	10	10.00
Staff Training	82%	100%	10	10.00
Safety Sub-Total			20	20.00
CPA Permanency Outcomes				
Placement Stability	92%	84%	15	12.60
Permanency Sub-Total			15	12.60
CPA Well-Being Outcomes				
EPSDT Medical Visits	84%	85%	4	3.40
EPSDT Dental Visits	71%	79%	4	3.16
Academic Supports	76%	59%	3	1.77
Provider ECEM Visits	91%	98%	7	6.86
Provider General Contacts	88%	98%	7	6.86
Placements with Siblings	57%	51%	Not Scored	Not Scored
Placements within Legal County	14%	10%	Not Scored	Not Scored
Well-Being Sub-Total			25	22.05
*Performance calculation descriptions can be found in the FY 2017 RBWO PBP Measurements and Standards Guide.				
Monitoring & Outcomes: Possible Points = 100			Points Earned: 93.32	
Score Before Incentives Credit			93.32%	
Incentives Awarded			5.06 pts	
PBP Verification			N/A pts	
Total Score			98.38%	



DHS, DFCS, Office of Provider Management
Performance-Based Placement Measures
RBWO Provider GA+SCORECARD - CPA



Report Quarter: Q2 FY2017

Provider/Program Name: ENA, Inc., dba NECCO (formerly GA SAFE) - Martinez (673) - CPA

# New Foster Homes During Quarter: 1		# Children in Care During Quarter: 51	# Placements During Quarter: 56	# Children in Care On Last Day: 45
CPA Incentive Credits	Avg Performance All CPAs (%)	Provider Performance (%)*	Possible Points (Weight)	Provider Points Earned
Early EPSDT Medical Visits		13%	2	0.26
Early EPSDT Dental Visits		29%	2	0.58
Permanency Contacts		0%	5	0.00
Additional Academic Supports		11%	2	0.22
Foster Hm Retention Rate (threshold = 90)		95%	2	2.00
Foster Hm Recruitment (threshold = 100)		50%	2	0.00
Active Agency Accreditation		50%	4	2.00
Staff Clinical Licensure		0%	5	0.00
Incentives Total	5.04		24	5.06
Maximum total combined incentive credit allowed is 10 points.			Incentives Awarded	5.06

*Performance calculation descriptions can be found in the FY 2017 RBWO PBP Measurements and Standards Guide.

Child Protective Services Investigations and Dispositions

The following investigations data, which is not used for scoring but is considered significant to a provider's performance, is from Georgia SHINES and is not considered final or complete until the end of the fiscal year.

Total Reports:	3
Number Screened In:	0
Number Screened Out:	3
Number Substantiated:	0
Number Unsubstantiated:	1
Number Active CPS Investigations:	-1



DHS, DFCS, Office of Provider Management
Performance-Based Placement Measures
RBWO Provider GA+SCORECARD - CPA



Report Quarter: Q2 FY2017

Provider/Program Name: Faithbridge Foster Care - Atlanta (974) - CPA

2655 Northwinds Pkwy., Alpharetta, GA 30009

Phone: 678-690-7114

Vendor ID# 82494

Quarterly Scores (Grades)

Q1: 92.82 (A-)

Q2: 98.89 (A+)

Q3: N/A

Q4: N/A

Current Quarter Score (Grade)

98.89%

(A+)

New Foster Homes During Quarter: 23

Children in Care During Quarter: 169

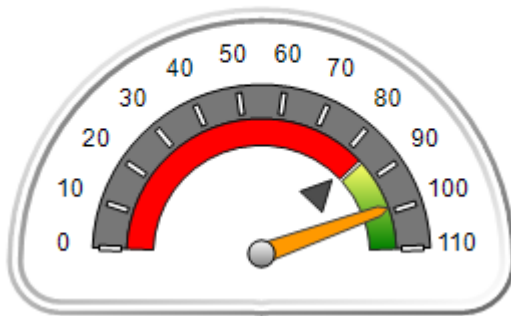
Placements During Quarter: 178

Children in Care On Last Day: 134

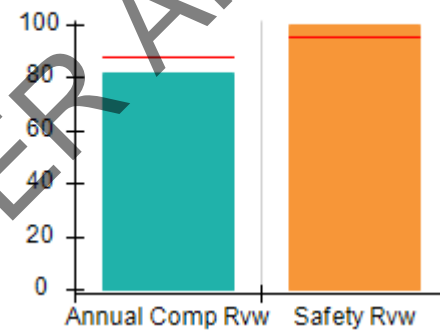
Quarterly Provider Comparisons to All CPAs

▼ — indicates average for all CPAs

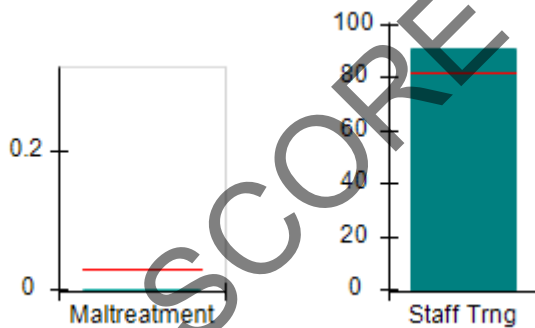
Overall Score (%)



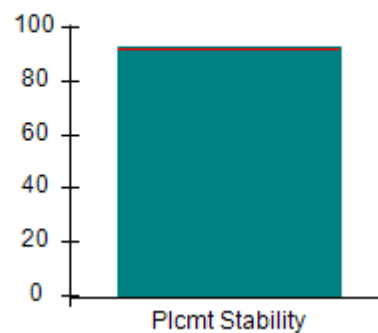
OPM Monitoring Reviews (%)



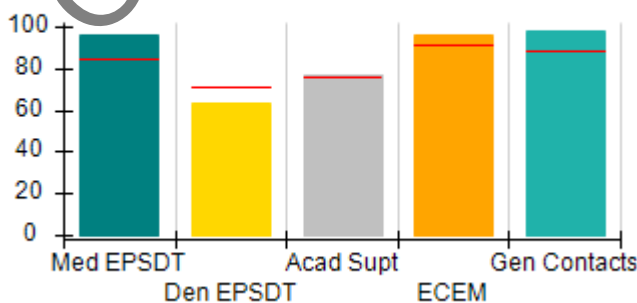
Safety Outcomes (%)



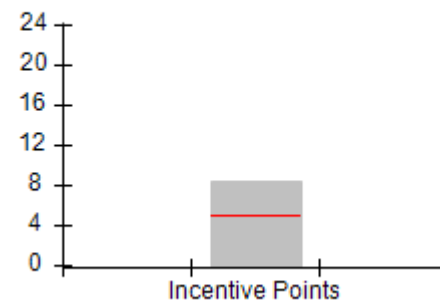
Permanency Outcomes (%)



Well-Being Outcomes (%)



Incentives Earned (Points)





DHS, DFCS, Office of Provider Management
Performance-Based Placement Measures
RBWO Provider GA+SCORECARD - CPA



Report Quarter: Q2 FY2017

Provider/Program Name: Faithbridge Foster Care - Atlanta (974) - CPA

2655 Northwinds Pkwy., Alpharetta, GA 30009 Phone: 678-690-7114 Vendor ID# 82494		Quarterly Scores (Grades)		Current Quarter Score (Grade)
		Q1: 92.82 (A-)	Q2: 98.89 (A+)	98.89%
		Q3: N/A	Q4: N/A	(A+)
# New Foster Homes During Quarter: 23		# Children in Care During Quarter: 169	# Placements During Quarter: 178	# Children in Care On Last Day: 134
	Avg Performance All CPAs (%)	Provider Performance (%)*	Possible Points (Weight)	Provider Points Earned
OPM Monitoring Reviews				
Annual Comprehensive Reviews	87%	81%	25	20.33
Safety Reviews	95%	99%	15	14.89
Monitoring Sub-Total			40	35.22
CPA Safety Outcomes				
Incidence of Maltreatment	0.03%	No Substantiated Reports	10	10.00
Staff Training	82%	91%	10	9.10
Safety Sub-Total			20	19.10
CPA Permanency Outcomes				
Placement Stability	92%	93%	15	13.95
Permanency Sub-Total			15	13.95
CPA Well-Being Outcomes				
EPSDT Medical Visits	84%	96%	4	3.84
EPSDT Dental Visits	71%	63%	4	2.52
Academic Supports	76%	77%	3	2.31
Provider ECEM Visits	91%	96%	7	6.72
Provider General Contacts	88%	98%	7	6.86
Placements with Siblings	57%	61%	Not Scored	Not Scored
Placements within Legal County	14%	38%	Not Scored	Not Scored
Well-Being Sub-Total			25	22.25

*Performance calculation descriptions can be found in the FY 2017 RBWO PBP Measurements and Standards Guide.

Monitoring & Outcomes: Possible Points = 100		Points Earned: 90.52	
Score Before Incentives Credit		90.52%	
Incentives Awarded		8.37 pts	
PBP Verification		N/A pts	
Total Score		98.89%	

Provider/Program Name: Faithbridge Foster Care - Atlanta (974) - CPA



DHS, DFCS, Office of Provider Management
Performance-Based Placement Measures
RBWO Provider GA+SCORECARD - CPA



Report Quarter: Q2 FY2017

# New Foster Homes During Quarter: 23		# Children in Care During Quarter: 169	# Placements During Quarter: 178	# Children in Care On Last Day: 134
CPA Incentive Credits	Avg Performance All CPAs (%)	Provider Performance (%)*	Possible Points (Weight)	Provider Points Earned
Early EPSDT Medical Visits		88%	2	1.76
Early EPSDT Dental Visits		48%	2	0.96
Permanency Contacts		33%	5	1.65
Additional Academic Supports		0%	2	0.00
Foster Hm Retention Rate (threshold = 90)		90%	2	2.00
Foster Hm Recruitment (threshold = 100)		550%	2	2.00
Active Agency Accreditation		0%	4	0.00
Staff Clinical Licensure		0%	5	0.00
Incentives Total	5.04		24	8.37
Maximum total combined incentive credit allowed is 10 points.			Incentives Awarded	8.37
*Performance calculation descriptions can be found in the FY 2017 RBWO PBP Measurements and Standards Guide.				

Child Protective Services Investigations and Dispositions		
The following investigations data, which is not used for scoring but is considered significant to a provider's performance, is from Georgia SHINES and is not considered final or complete until the end of the fiscal year.		
Total Reports:	2	
Number Screened In:	2	
Number Screened Out:	0	
Number Substantiated:	0	
Number Unsubstantiated:	1	
Number Active CPS Investigations:	1	



DHS, DFCS, Office of Provider Management
Performance-Based Placement Measures
RBWO Provider GA+SCORECARD - CPA



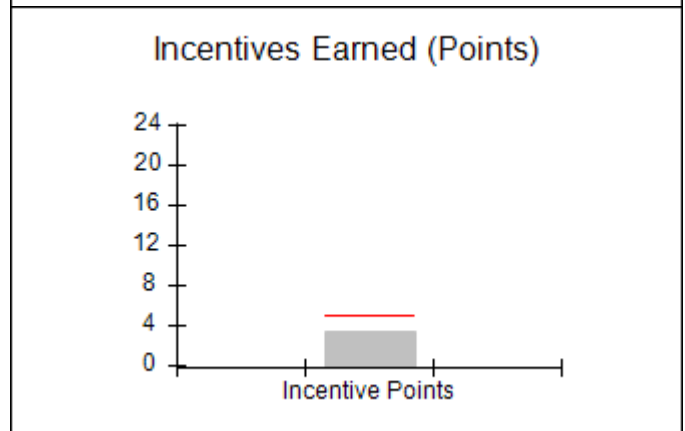
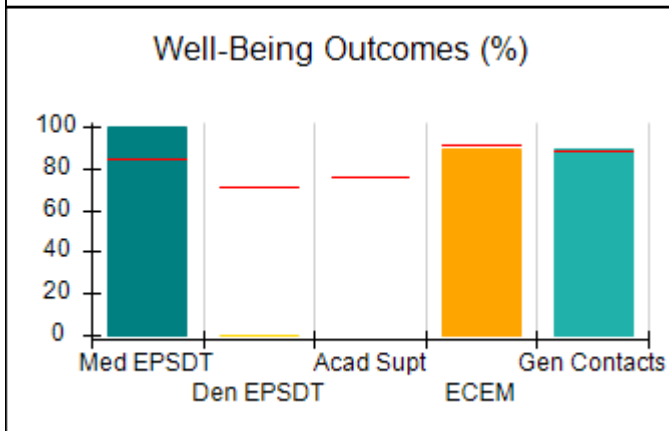
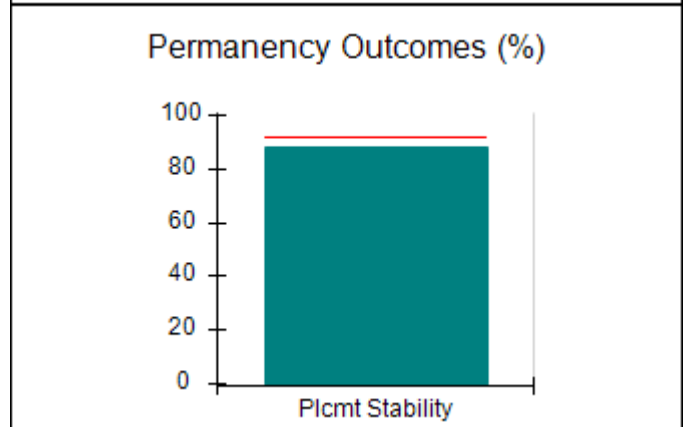
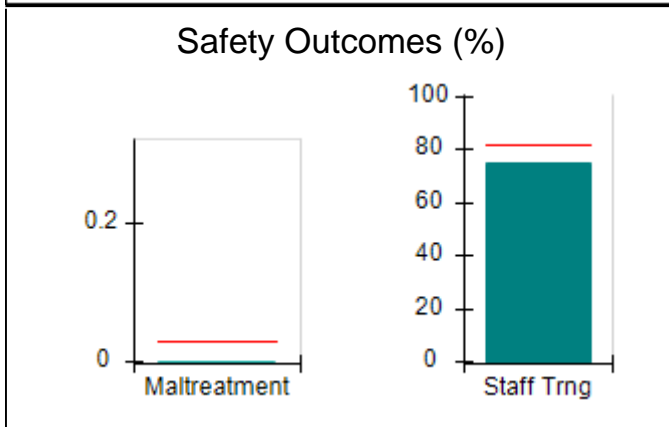
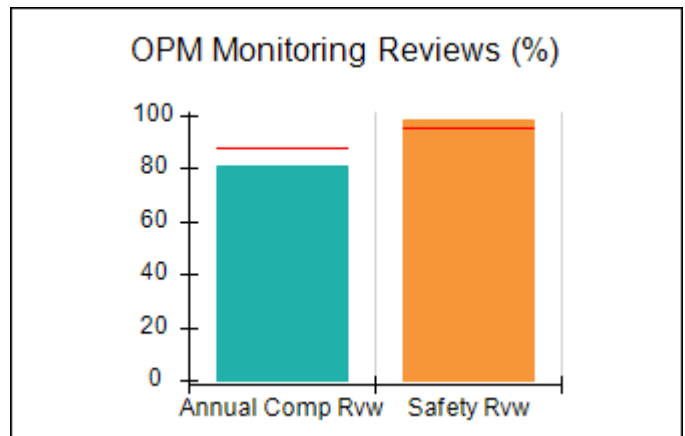
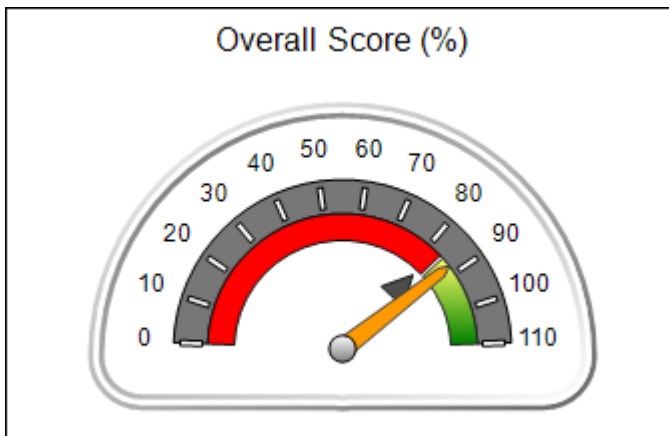
Report Quarter: Q2 FY2017

Provider/Program Name: Faithbridge Foster Care - Brunswick (5185) - CPA

1400 Norwich Street, Brunswick, GA 31520 Phone: 678-690-7114 Vendor ID# 121136	Quarterly Scores (Grades)		Current Quarter Score (Grade)
	Q1: 93.74 (A-)	Q2: 87.71 (B+)	87.71%
	Q3: N/A	Q4: N/A	(B+)
# New Foster Homes During Quarter: 0	# Children in Care During Quarter: 8	# Placements During Quarter: 8	# Children in Care On Last Day: 5

Quarterly Provider Comparisons to All CPAs

▼ — indicates average for all CPAs





DHS, DFCS, Office of Provider Management
Performance-Based Placement Measures
RBWO Provider GA+SCORECARD - CPA



Report Quarter: Q2 FY2017

Provider/Program Name: Faithbridge Foster Care - Brunswick (5185) - CPA

1400 Norwich Street, Brunswick, GA 31520 Phone: 678-690-7114 Vendor ID# 121136		Quarterly Scores (Grades)		Current Quarter Score (Grade)
		Q1: 93.74 (A-)	Q2: 87.71 (B+)	87.71% (B+)
		Q3: N/A	Q4: N/A	
# New Foster Homes During Quarter: 0		# Children in Care During Quarter: 8	# Placements During Quarter: 8	# Children in Care On Last Day: 5
	Avg Performance All CPAs (%)	Provider Performance (%)*	Possible Points (Weight)	Provider Points Earned
OPM Monitoring Reviews				
Annual Comprehensive Reviews	87%	81%	25	20.25
Safety Reviews	95%	98%	15	14.71
Monitoring Sub-Total			40	34.96
CPA Safety Outcomes				
Incidence of Maltreatment	0.03%	No Substantiated Reports	10	10.00
Staff Training	82%	75%	10	7.50
Safety Sub-Total			20	17.50
CPA Permanency Outcomes				
Placement Stability	92%	88%	15	13.20
Permanency Sub-Total			15	13.20
CPA Well-Being Outcomes				
EPSDT Medical Visits	84%	100%	4.5	4.55
EPSDT Dental Visits	71%	0%	4.5	0.00
Academic Supports	76%	Not Eligible		
Provider ECEM Visits	91%	89%	8	7.08
Provider General Contacts	88%	89%	8	7.08
Placements with Siblings	57%	100%	Not Scored	Not Scored
Placements within Legal County	14%	100%	Not Scored	Not Scored
Well-Being Sub-Total			25	18.71

*Performance calculation descriptions can be found in the FY 2017 RBWO PBP Measurements and Standards Guide.

Monitoring & Outcomes: Possible Points = 100	Points Earned: 84.37
Score Before Incentives Credit	84.37%
Incentives Awarded	3.34 pts
PBP Verification	N/A pts
Total Score	87.71%

Provider/Program Name: Faithbridge Foster Care - Brunswick (5185) - CPA



DHS, DFCS, Office of Provider Management
Performance-Based Placement Measures
RBWO Provider GA+SCORECARD - CPA



Report Quarter: Q2 FY2017

# New Foster Homes During Quarter: 0		# Children in Care During Quarter: 8	# Placements During Quarter: 8	# Children in Care On Last Day: 5
CPA Incentive Credits	Avg Performance All CPAs (%)	Provider Performance (%)*	Possible Points (Weight)	Provider Points Earned
Early EPSDT Medical Visits		100%	2	2.00
Early EPSDT Dental Visits		67%	2	1.34
Permanency Contacts		None Planned	5	
Additional Academic Supports		Not Eligible	2	
Foster Hm Retention Rate (threshold = 90)		80%	2	0.00
Foster Hm Recruitment (threshold = 100)		0%	2	0.00
Active Agency Accreditation		0%	4	0.00
Staff Clinical Licensure		0%	5	0.00
Incentives Total	5.04		24	3.34
Maximum total combined incentive credit allowed is 10 points.			Incentives Awarded	3.34
*Performance calculation descriptions can be found in the FY 2017 RBWO PBP Measurements and Standards Guide.				

Child Protective Services Investigations and Dispositions

The following investigations data, which is not used for scoring but is considered significant to a provider's performance, is from Georgia SHINES and is not considered final or complete until the end of the fiscal year.

Total Reports:	0	
Number Screened In:	0	
Number Screened Out:	0	
Number Substantiated:	0	
Number Unsubstantiated:	0	
Number Active CPS Investigations:	0	



DHS, DFCS, Office of Provider Management
Performance-Based Placement Measures
RBWO Provider GA+SCORECARD - CPA



Report Quarter: Q2 FY2017

Provider/Program Name: Families First - Foster Care Program (639) - CPA

1105 W. Peachtree St., Atlanta, GA 30309 Phone: 404-853-2829 Vendor ID# 35335	Quarterly Scores (Grades)		Current Quarter Score (Grade)
	Q1: 92.38 (A-)	Q2: 90.60 (A-)	90.60% (A-)
	Q3: N/A	Q4: N/A	
# New Foster Homes During Quarter: 1	# Children in Care During Quarter: 42	# Placements During Quarter: 42	# Children in Care On Last Day: 37

Quarterly Provider Comparisons to All CPAs

▼ — indicates average for all CPAs





DHS, DFCS, Office of Provider Management
Performance-Based Placement Measures
RBWO Provider GA+SCORECARD - CPA



Report Quarter: Q2 FY2017

Provider/Program Name: Families First - Foster Care Program (639) - CPA

1105 W. Peachtree St., Atlanta, GA 30309 Phone: 404-853-2829 Vendor ID# 35335		Quarterly Scores (Grades)		Current Quarter Score (Grade)
		Q1: 92.38 (A-)	Q2: 90.60 (A-)	90.60%
		Q3: N/A	Q4: N/A	(A-)
# New Foster Homes During Quarter: 1		# Children in Care During Quarter: 42	# Placements During Quarter: 42	# Children in Care On Last Day: 37
	Avg Performance All CPAs (%)	Provider Performance (%)*	Possible Points (Weight)	Provider Points Earned
OPM Monitoring Reviews				
Annual Comprehensive Reviews	87%	95%	25	23.67
Safety Reviews	95%	95%	15	14.21
Monitoring Sub-Total			40	37.88
CPA Safety Outcomes				
Incidence of Maltreatment	0.03%	No Substantiated Reports	10	10.00
Staff Training	82%	100%	10	10.00
Safety Sub-Total			20	20.00
CPA Permanency Outcomes				
Placement Stability	92%	98%	15	14.70
Permanency Sub-Total			15	14.70
CPA Well-Being Outcomes				
EPSDT Medical Visits	84%	69%	4	2.76
EPSDT Dental Visits	71%	28%	4	1.12
Academic Supports	76%	72%	3	2.16
Provider ECEM Visits	91%	92%	7	6.44
Provider General Contacts	88%	76%	7	5.32
Placements with Siblings	57%	47%	Not Scored	Not Scored
Placements within Legal County	14%	Not Eligible	Not Scored	Not Scored
Well-Being Sub-Total			25	17.80

*Performance calculation descriptions can be found in the FY 2017 RBWO PBP Measurements and Standards Guide.

Monitoring & Outcomes: Possible Points = 100		Points Earned: 90.38	
Score Before Incentives Credit			90.38%
Incentives Awarded			0.22 pts
PBP Verification			N/A pts
Total Score			90.60%

Provider/Program Name: Families First - Foster Care Program (639) - CPA



DHS, DFCS, Office of Provider Management
Performance-Based Placement Measures
RBWO Provider GA+SCORECARD - CPA



Report Quarter: Q2 FY2017

# New Foster Homes During Quarter: 1		# Children in Care During Quarter: 42	# Placements During Quarter: 42	# Children in Care On Last Day: 37
CPA Incentive Credits	Avg Performance All CPAs (%)	Provider Performance (%)*	Possible Points (Weight)	Provider Points Earned
Early EPSDT Medical Visits		0%	2	0.00
Early EPSDT Dental Visits		11%	2	0.22
Permanency Contacts		0%	5	0.00
Additional Academic Supports		0%	2	0.00
Foster Hm Retention Rate (threshold = 90)		71%	2	0.00
Foster Hm Recruitment (threshold = 100)		25%	2	0.00
Active Agency Accreditation		0%	4	0.00
Staff Clinical Licensure		0%	5	0.00
Incentives Total	5.04		24	0.22
Maximum total combined incentive credit allowed is 10 points.			Incentives Awarded	0.22
*Performance calculation descriptions can be found in the FY 2017 RBWO PBP Measurements and Standards Guide.				

Child Protective Services Investigations and Dispositions

The following investigations data, which is not used for scoring but is considered significant to a provider's performance, is from Georgia SHINES and is not considered final or complete until the end of the fiscal year.

Total Reports:	0	
Number Screened In:	0	
Number Screened Out:	0	
Number Substantiated:	0	
Number Unsubstantiated:	1	
Number Active CPS Investigations:	-1	



DHS, DFCS, Office of Provider Management
Performance-Based Placement Measures
RBWO Provider GA+SCORECARD - CPA



Report Quarter: Q2 FY2017

Provider/Program Name: Georgia Agape - (655) - CPA

3094 Mercer University Dr., Atlanta, GA 30341 Phone: 770-452-9995 Vendor ID# 35356	Quarterly Scores (Grades)		Current Quarter Score (Grade)
	Q1: 102.10 (A+)	Q2: 101.43 (A+)	101.43% (A+)
	Q3: N/A	Q4: N/A	
# New Foster Homes During Quarter: 0	# Children in Care During Quarter: 23	# Placements During Quarter: 23	# Children in Care On Last Day: 15

Quarterly Provider Comparisons to All CPAs

▼ — indicates average for all CPAs





DHS, DFCS, Office of Provider Management
Performance-Based Placement Measures
RBWO Provider GA+SCORECARD - CPA



Report Quarter: Q2 FY2017

Provider/Program Name: Georgia Agape - (655) - CPA

3094 Mercer University Dr., Atlanta, GA 30341 Phone: 770-452-9995 Vendor ID# 35356		Quarterly Scores (Grades)		Current Quarter Score (Grade)
		Q1: 102.10 (A+)	Q2: 101.43 (A+)	101.43%
		Q3: N/A	Q4: N/A	(A+)
# New Foster Homes During Quarter: 0		# Children in Care During Quarter: 23	# Placements During Quarter: 23	# Children in Care On Last Day: 15
	Avg Performance All CPAs (%)	Provider Performance (%)*	Possible Points (Weight)	Provider Points Earned
OPM Monitoring Reviews				
Annual Comprehensive Reviews	87%	Not Yet Conducted		
Safety Reviews	95%	95%	15	14.29
Monitoring Sub-Total			15	14.29
CPA Safety Outcomes				
Incidence of Maltreatment	0.03%	No Substantiated Reports	10	10.00
Staff Training	82%	100%	10	10.00
Safety Sub-Total			20	20.00
CPA Permanency Outcomes				
Placement Stability	92%	96%	15	14.40
Permanency Sub-Total			15	14.40
CPA Well-Being Outcomes				
EPSDT Medical Visits	84%	87%	4	3.48
EPSDT Dental Visits	71%	38%	4	1.52
Academic Supports	76%	100%	3	3.00
Provider ECEM Visits	91%	100%	7	7.00
Provider General Contacts	88%	100%	7	7.00
Placements with Siblings	57%	29%	Not Scored	Not Scored
Placements within Legal County	14%	0%	Not Scored	Not Scored
Well-Being Sub-Total			25	22.00

*Performance calculation descriptions can be found in the FY 2017 RBWO PBP Measurements and Standards Guide.

Monitoring & Outcomes: Possible Points = 75		Points Earned: 70.69	
Score Before Incentives Credit			94.25%
Incentives Awarded			7.18 pts
PBP Verification			N/A pts
Total Score			101.43%

Provider/Program Name: Georgia Agape - (655) - CPA



DHS, DFCS, Office of Provider Management
Performance-Based Placement Measures
RBWO Provider GA+SCORECARD - CPA



Report Quarter: Q2 FY2017

# New Foster Homes During Quarter: 0		# Children in Care During Quarter: 23	# Placements During Quarter: 23	# Children in Care On Last Day: 15
CPA Incentive Credits	Avg Performance All CPAs (%)	Provider Performance (%)*	Possible Points (Weight)	Provider Points Earned
Early EPSDT Medical Visits		67%	2	1.34
Early EPSDT Dental Visits		17%	2	0.34
Permanency Contacts		0%	5	0.00
Additional Academic Supports		100%	2	2.00
Foster Hm Retention Rate (threshold = 90)		77%	2	0.00
Foster Hm Recruitment (threshold = 100)		0%	2	0.00
Active Agency Accreditation		50%	4	2.00
Staff Clinical Licensure		30%	5	1.50
Incentives Total	5.04		24	7.18
Maximum total combined incentive credit allowed is 10 points.			Incentives Awarded	7.18
*Performance calculation descriptions can be found in the FY 2017 RBWO PBP Measurements and Standards Guide.				

Child Protective Services Investigations and Dispositions

The following investigations data, which is not used for scoring but is considered significant to a provider's performance, is from Georgia SHINES and is not considered final or complete until the end of the fiscal year.

Total Reports:	0	
Number Screened In:	0	
Number Screened Out:	0	
Number Substantiated:	0	
Number Unsubstantiated:	0	
Number Active CPS Investigations:	0	



DHS, DFCS, Office of Provider Management
Performance-Based Placement Measures
RBWO Provider GA+SCORECARD - CPA



Report Quarter: Q2 FY2017

Provider/Program Name: Georgia Baptist Children's Home & Family Ministries - Palmetto Campus (CPA) (5211) - CPA

9250 Hutcheson Ferry Road, Palmetto, GA 30268

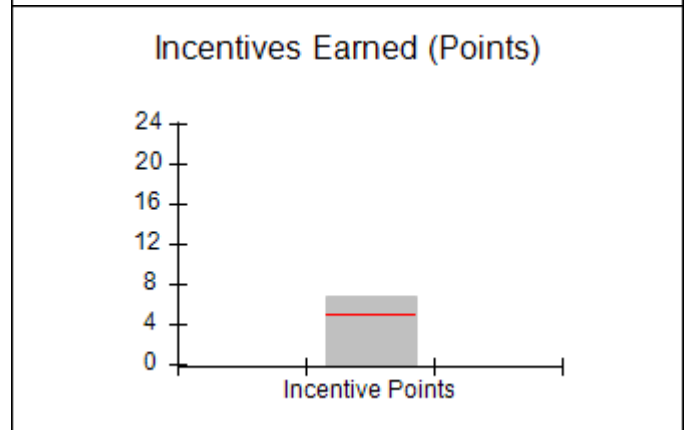
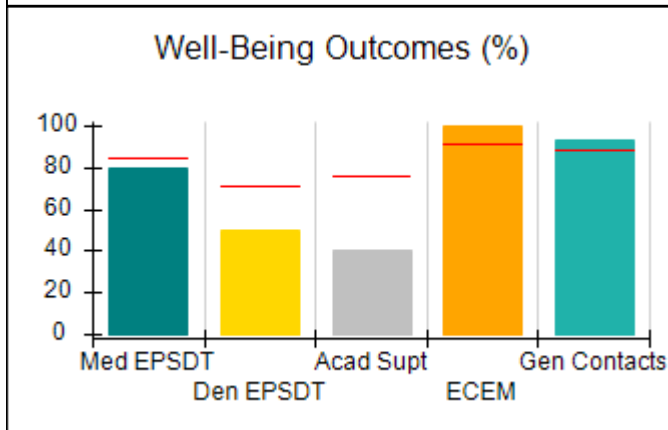
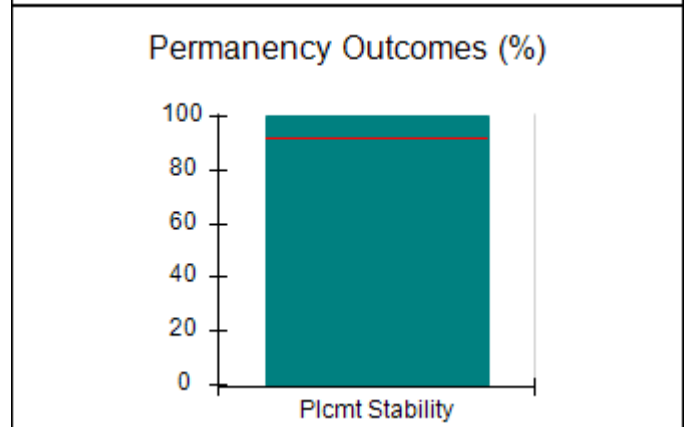
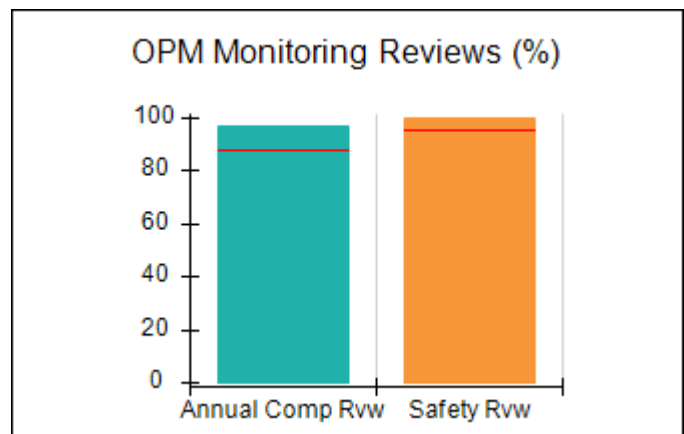
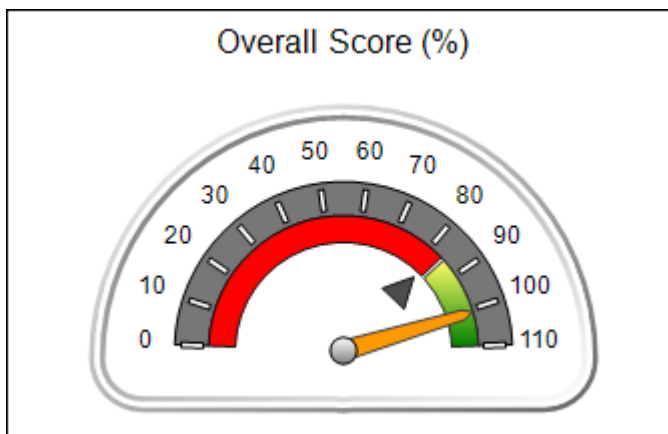
Phone: 770-463-3800

Vendor ID# 131262

9250 Hutcheson Ferry Road, Palmetto, GA 30268 Phone: 770-463-3800 Vendor ID# 131262	Quarterly Scores (Grades)		Current Quarter Score (Grade)
	Q1: 101.87 (A+)	Q2: 100.88 (A+)	100.88% (A+)
	Q3: N/A	Q4: N/A	
# New Foster Homes During Quarter: 0	# Children in Care During Quarter: 9	# Placements During Quarter: 9	# Children in Care On Last Day: 4

Quarterly Provider Comparisons to All CPAs

▼ — indicates average for all CPAs





DHS, DFCS, Office of Provider Management
Performance-Based Placement Measures
RBWO Provider GA+SCORECARD - CPA



Report Quarter: Q2 FY2017

Provider/Program Name: Georgia Baptist Children's Home & Family Ministries - Palmetto Campus (CPA) (5211) - CPA

9250 Hutcheson Ferry Road, Palmetto, GA 30268 Phone: 770-463-3800 Vendor ID# 131262	Quarterly Scores (Grades)		Current Quarter Score (Grade)
	Q1: 101.87 (A+)	Q2: 100.88 (A+)	100.88% (A+)
	Q3: N/A	Q4: N/A	

# New Foster Homes During Quarter: 0	# Children in Care During Quarter: 9	# Placements During Quarter: 9	# Children in Care On Last Day: 4
--------------------------------------	--------------------------------------	--------------------------------	-----------------------------------

	Avg Performance All CPAs (%)	Provider Performance (%)*	Possible Points (Weight)	Provider Points Earned
--	-------------------------------------	----------------------------------	---------------------------------	-------------------------------

OPM Monitoring Reviews

Annual Comprehensive Reviews	87%	97%	25	24.17
Safety Reviews	95%	100%	15	15.00
Monitoring Sub-Total			40	39.17

CPA Safety Outcomes

Incidence of Maltreatment	0.03%	No Substantiated Reports	10	10.00
Staff Training	82%	100%	10	10.00
Safety Sub-Total			20	20.00

CPA Permanency Outcomes

Placement Stability	92%	100%	15	15.00
Permanency Sub-Total			15	15.00

CPA Well-Being Outcomes

EPSDT Medical Visits	84%	80%	4	3.20
EPSDT Dental Visits	71%	50%	4	2.00
Academic Supports	76%	40%	3	1.20
Provider ECEM Visits	91%	100%	7	7.00
Provider General Contacts	88%	93%	7	6.51
Placements with Siblings	57%	60%	Not Scored	Not Scored
Placements within Legal County	14%	0%	Not Scored	Not Scored
Well-Being Sub-Total			25	19.91

*Performance calculation descriptions can be found in the FY 2017 RBWO PBP Measurements and Standards Guide.

Monitoring & Outcomes: Possible Points = 100	Points Earned: 94.08
Score Before Incentives Credit	94.08%
Incentives Awarded	6.80 pts
PBP Verification	N/A pts
Total Score	100.88%



DHS, DFCS, Office of Provider Management
Performance-Based Placement Measures
RBWO Provider GA+SCORECARD - CPA



Report Quarter: Q2 FY2017

Provider/Program Name: Georgia Baptist Children's Home & Family Ministries - Palmetto Campus (CPA) (5211) - CPA

# New Foster Homes During Quarter: 0		# Children in Care During Quarter: 9	# Placements During Quarter: 9	# Children in Care On Last Day: 4
CPA Incentive Credits	Avg Performance All CPAs (%)	Provider Performance (%)*	Possible Points (Weight)	Provider Points Earned
Early EPSDT Medical Visits		67%	2	1.34
Early EPSDT Dental Visits		33%	2	0.66
Permanency Contacts		None Planned	5	
Additional Academic Supports		40%	2	0.80
Foster Hm Retention Rate (threshold = 90)		100%	2	2.00
Foster Hm Recruitment (threshold = 100)		0%	2	0.00
Active Agency Accreditation		50%	4	2.00
Staff Clinical Licensure		0%	5	0.00
Incentives Total	5.04		24	6.80
Maximum total combined incentive credit allowed is 10 points.			Incentives Awarded	6.80

*Performance calculation descriptions can be found in the FY 2017 RBWO PBP Measurements and Standards Guide.

Child Protective Services Investigations and Dispositions

The following investigations data, which is not used for scoring but is considered significant to a provider's performance, is from Georgia SHINES and is not considered final or complete until the end of the fiscal year.

Total Reports:	0
Number Screened In:	0
Number Screened Out:	0
Number Substantiated:	0
Number Unsubstantiated:	0
Number Active CPS Investigations:	0



DHS, DFCS, Office of Provider Management
Performance-Based Placement Measures
RBWO Provider GA+SCORECARD - CPA



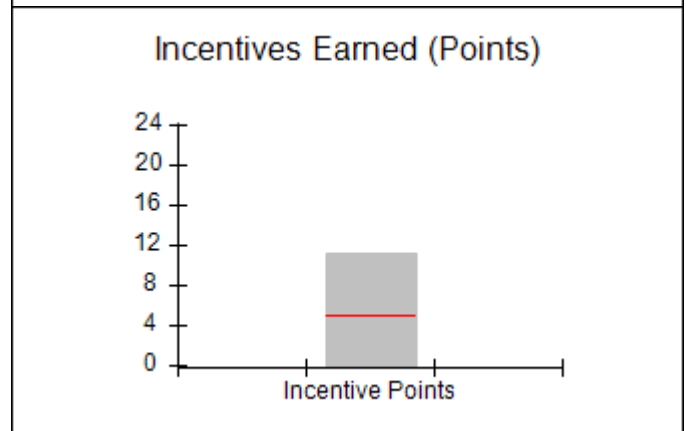
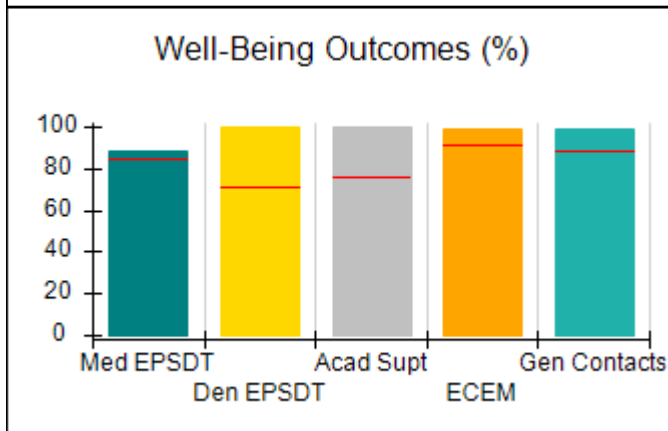
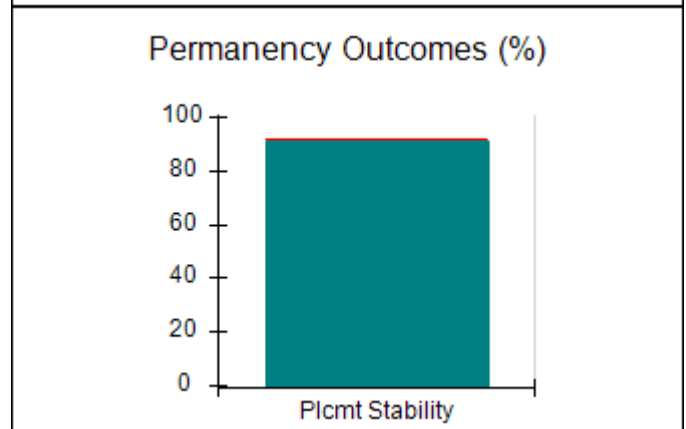
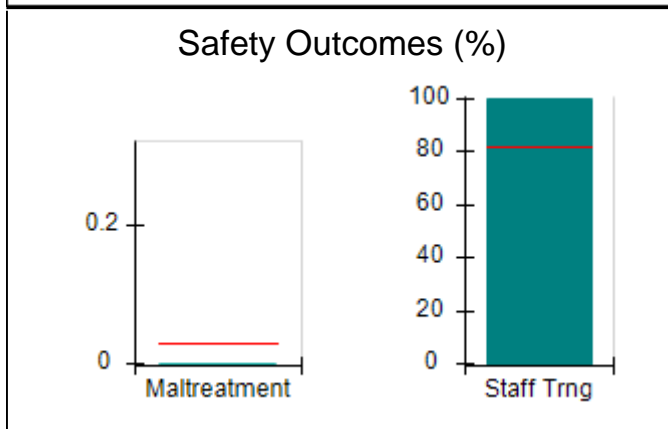
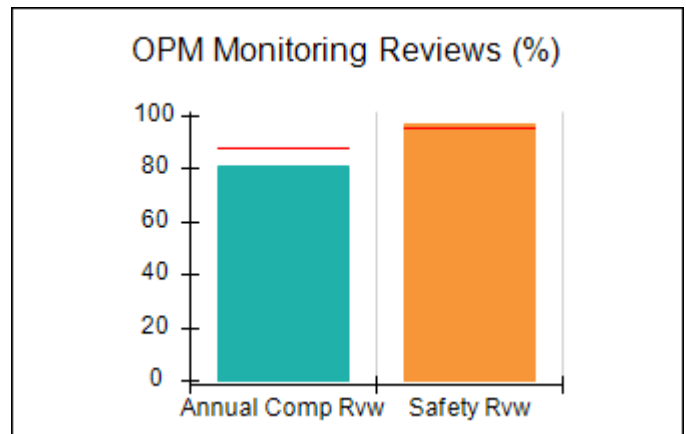
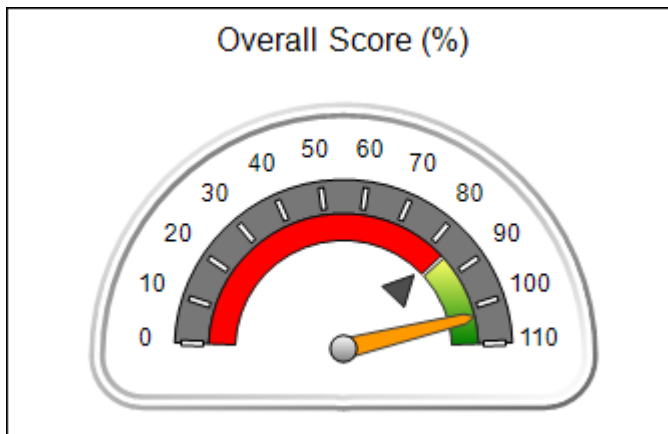
Report Quarter: Q2 FY2017

Provider/Program Name: Georgia Hope, Inc. - Georgia Hope (5182) - CPA

1257 Commercial Drive, Conyers, GA 30094 Phone: 770-344-8704 Vendor ID# 121496	Quarterly Scores (Grades)		Current Quarter Score (Grade)
	Q1: 102.94 (A+)	Q2: 102.67 (A+)	102.67% (A+)
	Q3: N/A	Q4: N/A	
# New Foster Homes During Quarter: 4	# Children in Care During Quarter: 47	# Placements During Quarter: 49	# Children in Care On Last Day: 36

Quarterly Provider Comparisons to All CPAs

▼ — indicates average for all CPAs





DHS, DFCS, Office of Provider Management
Performance-Based Placement Measures
RBWO Provider GA+SCORECARD - CPA



Report Quarter: Q2 FY2017

Provider/Program Name: Georgia Hope, Inc. - Georgia Hope (5182) - CPA

1257 Commercial Drive, Conyers, GA 30094 Phone: 770-344-8704 Vendor ID# 121496		Quarterly Scores (Grades)		Current Quarter Score (Grade)
		Q1: 102.94 (A+)	Q2: 102.67 (A+)	102.67%
		Q3: N/A	Q4: N/A	(A+)
# New Foster Homes During Quarter: 4		# Children in Care During Quarter: 47	# Placements During Quarter: 49	# Children in Care On Last Day: 36
	Avg Performance All CPAs (%)	Provider Performance (%)*	Possible Points (Weight)	Provider Points Earned
OPM Monitoring Reviews				
Annual Comprehensive Reviews	87%	81%	25	20.16
Safety Reviews	95%	97%	15	14.48
Monitoring Sub-Total			40	34.64
CPA Safety Outcomes				
Incidence of Maltreatment	0.03%	No Substantiated Reports	10	10.00
Staff Training	82%	100%	10	10.00
Safety Sub-Total			20	20.00
CPA Permanency Outcomes				
Placement Stability	92%	91%	15	13.65
Permanency Sub-Total			15	13.65
CPA Well-Being Outcomes				
EPSDT Medical Visits	84%	88%	4	3.52
EPSDT Dental Visits	71%	100%	4	4.00
Academic Supports	76%	100%	3	3.00
Provider ECEM Visits	91%	99%	7	6.93
Provider General Contacts	88%	99%	7	6.93
Placements with Siblings	57%	81%	Not Scored	Not Scored
Placements within Legal County	14%	8%	Not Scored	Not Scored
Well-Being Sub-Total			25	24.38

*Performance calculation descriptions can be found in the FY 2017 RBWO PBP Measurements and Standards Guide.

Monitoring & Outcomes: Possible Points = 100		Points Earned: 92.67	
Score Before Incentives Credit			92.67%
Incentives Awarded			10.00 pts
PBP Verification			N/A pts
Total Score			102.67%

Provider/Program Name: Georgia Hope, Inc. - Georgia Hope (5182) - CPA



DHS, DFCS, Office of Provider Management
Performance-Based Placement Measures
RBWO Provider GA+SCORECARD - CPA



Report Quarter: Q2 FY2017

# New Foster Homes During Quarter: 4		# Children in Care During Quarter: 47	# Placements During Quarter: 49	# Children in Care On Last Day: 36
CPA Incentive Credits	Avg Performance All CPAs (%)	Provider Performance (%)*	Possible Points (Weight)	Provider Points Earned
Early EPSDT Medical Visits		54%	2	1.08
Early EPSDT Dental Visits		100%	2	2.00
Permanency Contacts		100%	5	5.00
Additional Academic Supports		59%	2	1.18
Foster Hm Retention Rate (threshold = 90)		80%	2	0.00
Foster Hm Recruitment (threshold = 100)		133%	2	2.00
Active Agency Accreditation		0%	4	0.00
Staff Clinical Licensure		0%	5	0.00
Incentives Total	5.04		24	11.26
Maximum total combined incentive credit allowed is 10 points.			Incentives Awarded	10.00
*Performance calculation descriptions can be found in the FY 2017 RBWO PBP Measurements and Standards Guide.				

Child Protective Services Investigations and Dispositions

The following investigations data, which is not used for scoring but is considered significant to a provider's performance, is from Georgia SHINES and is not considered final or complete until the end of the fiscal year.

Total Reports:	0	
Number Screened In:	0	
Number Screened Out:	0	
Number Substantiated:	0	
Number Unsubstantiated:	0	
Number Active CPS Investigations:	0	



DHS, DFCS, Office of Provider Management
Performance-Based Placement Measures
RBWO Provider GA+SCORECARD - CPA



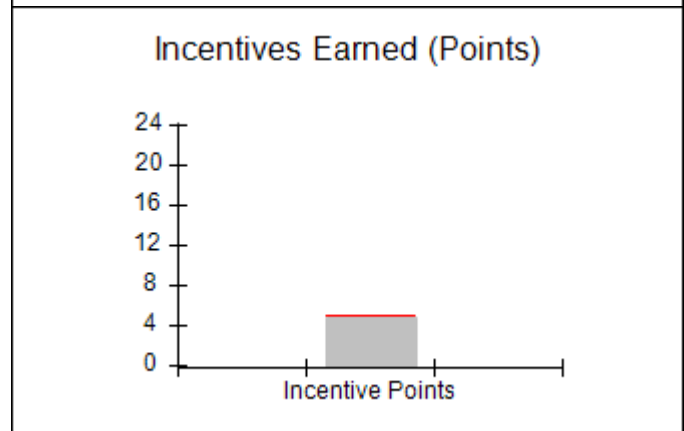
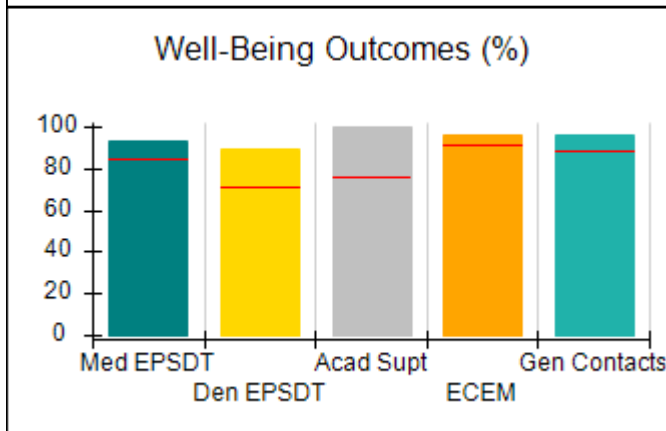
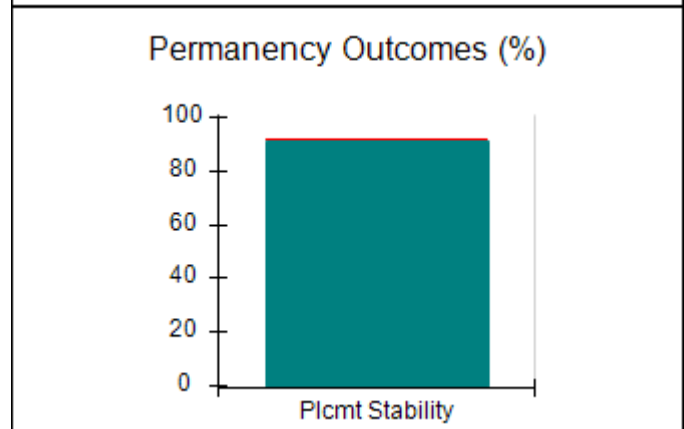
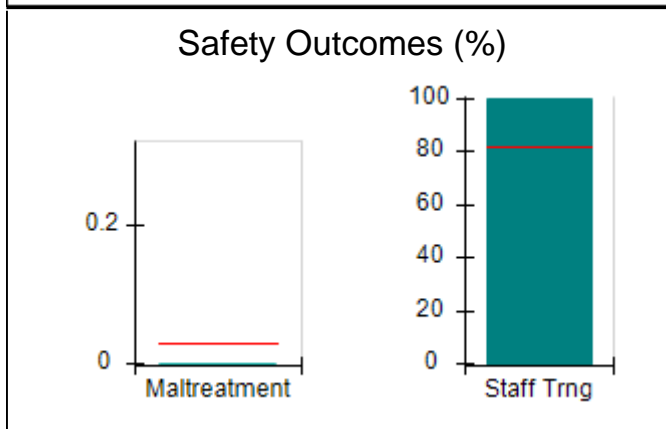
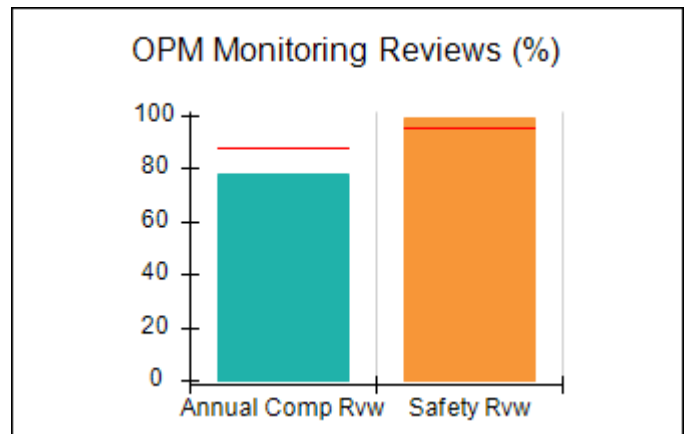
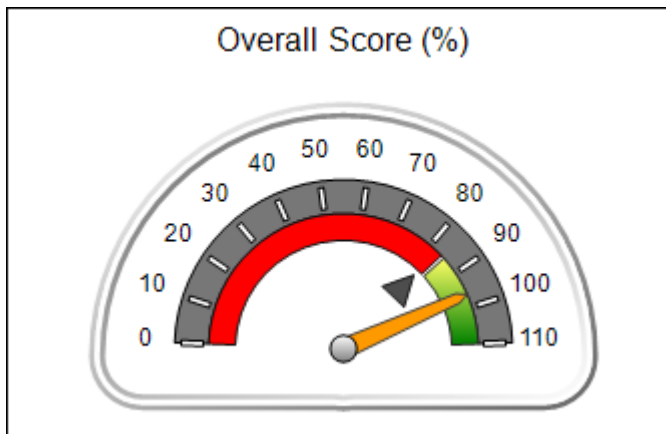
Report Quarter: Q2 FY2017

Provider/Program Name: Georgia Parent Support Network - (670) - CPA

1381 Metropolitan Pkwy., Atlanta, GA 30310 Phone: 404-758-4500 Vendor ID# 35378	Quarterly Scores (Grades)		Current Quarter Score (Grade)
	Q1: 98.66 (A+)	Q2: 96.44 (A)	96.44% (A)
	Q3: N/A	Q4: N/A	
# New Foster Homes During Quarter: 0	# Children in Care During Quarter: 75	# Placements During Quarter: 75	# Children in Care On Last Day: 55

Quarterly Provider Comparisons to All CPAs

▼ — indicates average for all CPAs





DHS, DFCS, Office of Provider Management
Performance-Based Placement Measures
RBWO Provider GA+SCORECARD - CPA



Report Quarter: Q2 FY2017

Provider/Program Name: Georgia Parent Support Network - (670) - CPA

1381 Metropolitan Pkwy., Atlanta, GA 30310 Phone: 404-758-4500 Vendor ID# 35378		Quarterly Scores (Grades)		Current Quarter Score (Grade)
		Q1: 98.66 (A+)	Q2: 96.44 (A)	96.44%
		Q3: N/A	Q4: N/A	(A)
# New Foster Homes During Quarter: 0		# Children in Care During Quarter: 75	# Placements During Quarter: 75	# Children in Care On Last Day: 55
	Avg Performance All CPAs (%)	Provider Performance (%)*	Possible Points (Weight)	Provider Points Earned
OPM Monitoring Reviews				
Annual Comprehensive Reviews	87%	78%	25	19.44
Safety Reviews	95%	99%	15	14.80
Monitoring Sub-Total			40	34.25
CPA Safety Outcomes				
Incidence of Maltreatment	0.03%	No Substantiated Reports	10	10.00
Staff Training	82%	100%	10	10.00
Safety Sub-Total			20	20.00
CPA Permanency Outcomes				
Placement Stability	92%	91%	15	13.65
Permanency Sub-Total			15	13.65
CPA Well-Being Outcomes				
EPSDT Medical Visits	84%	93%	4	3.72
EPSDT Dental Visits	71%	89%	4	3.56
Academic Supports	76%	100%	3	3.00
Provider ECEM Visits	91%	96%	7	6.72
Provider General Contacts	88%	96%	7	6.72
Placements with Siblings	57%	41%	Not Scored	Not Scored
Placements within Legal County	14%	13%	Not Scored	Not Scored
Well-Being Sub-Total			25	23.72

*Performance calculation descriptions can be found in the FY 2017 RBWO PBP Measurements and Standards Guide.

Monitoring & Outcomes: Possible Points = 100		Points Earned: 91.62	
Score Before Incentives Credit			91.62%
Incentives Awarded			4.82 pts
PBP Verification			N/A pts
Total Score			96.44%

Provider/Program Name: Georgia Parent Support Network - (670) - CPA



DHS, DFCS, Office of Provider Management
Performance-Based Placement Measures
RBWO Provider GA+SCORECARD - CPA



Report Quarter: Q2 FY2017

# New Foster Homes During Quarter: 0		# Children in Care During Quarter: 75	# Placements During Quarter: 75	# Children in Care On Last Day: 55
CPA Incentive Credits	Avg Performance All CPAs (%)	Provider Performance (%)*	Possible Points (Weight)	Provider Points Earned
Early EPSDT Medical Visits		69%	2	1.38
Early EPSDT Dental Visits		73%	2	1.46
Permanency Contacts		0%	5	0.00
Additional Academic Supports		99%	2	1.98
Foster Hm Retention Rate (threshold = 90)		65%	2	0.00
Foster Hm Recruitment (threshold = 100)		50%	2	0.00
Active Agency Accreditation		0%	4	0.00
Staff Clinical Licensure		0%	5	0.00
Incentives Total	5.04		24	4.82
Maximum total combined incentive credit allowed is 10 points.			Incentives Awarded	4.82
*Performance calculation descriptions can be found in the FY 2017 RBWO PBP Measurements and Standards Guide.				

Child Protective Services Investigations and Dispositions

The following investigations data, which is not used for scoring but is considered significant to a provider's performance, is from Georgia SHINES and is not considered final or complete until the end of the fiscal year.

Total Reports:	3	
Number Screened In:	2	
Number Screened Out:	1	
Number Substantiated:	0	
Number Unsubstantiated:	3	
Number Active CPS Investigations:	-1	



DHS, DFCS, Office of Provider Management
Performance-Based Placement Measures
RBWO Provider GA+SCORECARD - CPA



Report Quarter: Q2 FY2017

Provider/Program Name: Giving Children A Chance of Georgia - (981) - CPA

201 Vaughn Drive, Alpharetta, GA 30009

Phone: 770-255-1018

Vendor ID# 40276

Quarterly Scores (Grades)

Q1: 96.38 (A)

Q2: 96.40 (A)

Q3: N/A

Q4: N/A

Current Quarter Score (Grade)

96.40%

(A)

New Foster Homes During Quarter: 5

Children in Care During Quarter: 67

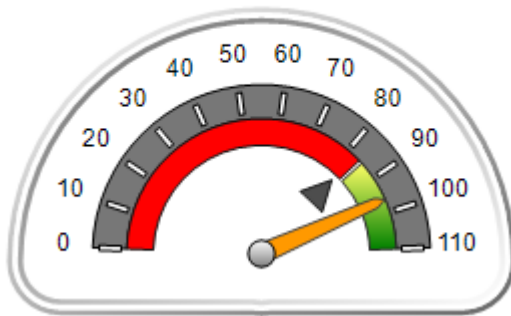
Placements During Quarter: 71

Children in Care On Last Day: 52

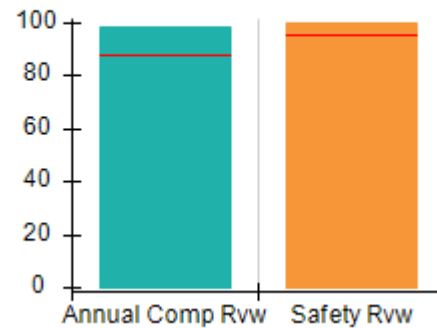
Quarterly Provider Comparisons to All CPAs

— indicates average for all CPAs

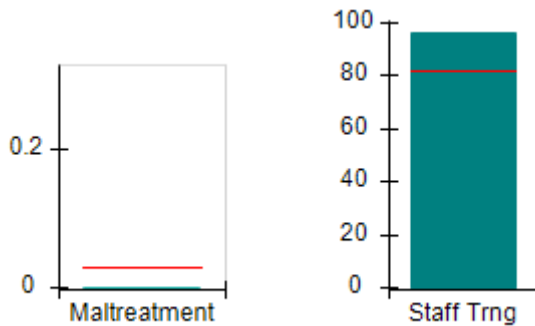
Overall Score (%)



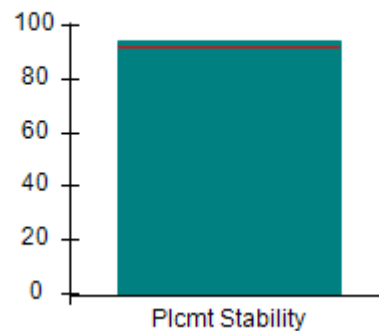
OPM Monitoring Reviews (%)



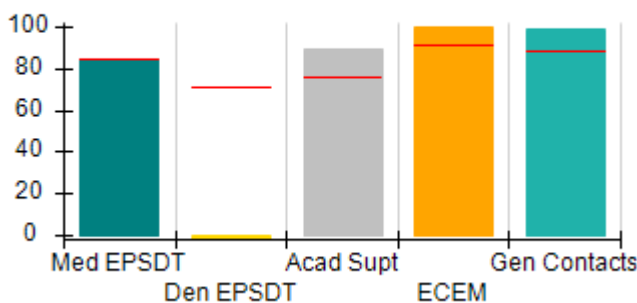
Safety Outcomes (%)



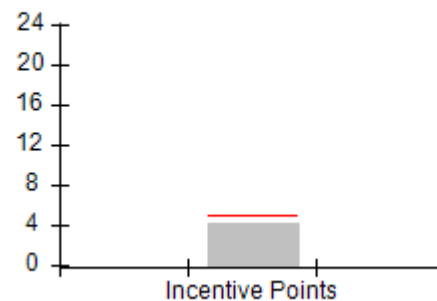
Permanency Outcomes (%)



Well-Being Outcomes (%)



Incentives Earned (Points)





DHS, DFCS, Office of Provider Management
Performance-Based Placement Measures
RBWO Provider GA+SCORECARD - CPA



Report Quarter: Q2 FY2017

Provider/Program Name: Giving Children A Chance of Georgia - (981) - CPA

201 Vaughn Drive, Alpharetta, GA 30009 Phone: 770-255-1018 Vendor ID# 40276		Quarterly Scores (Grades)		Current Quarter Score (Grade)
		Q1: 96.38 (A)	Q2: 96.40 (A)	96.40%
		Q3: N/A	Q4: N/A	(A)
# New Foster Homes During Quarter: 5		# Children in Care During Quarter: 67	# Placements During Quarter: 71	# Children in Care On Last Day: 52
	Avg Performance All CPAs (%)	Provider Performance (%)*	Possible Points (Weight)	Provider Points Earned
OPM Monitoring Reviews				
Annual Comprehensive Reviews	87%	98%	25	24.57
Safety Reviews	95%	100%	15	14.97
Monitoring Sub-Total			40	39.54
CPA Safety Outcomes				
Incidence of Maltreatment	0.03%	No Substantiated Reports	10	10.00
Staff Training	82%	96%	10	9.60
Safety Sub-Total			20	19.60
CPA Permanency Outcomes				
Placement Stability	92%	94%	15	14.10
Permanency Sub-Total			15	14.10
CPA Well-Being Outcomes				
EPSDT Medical Visits	84%	84%	4	3.36
EPSDT Dental Visits	71%	-24%	4	-0.96
Academic Supports	76%	89%	3	2.67
Provider ECEM Visits	91%	100%	7	7.00
Provider General Contacts	88%	99%	7	6.93
Placements with Siblings	57%	69%	Not Scored	Not Scored
Placements within Legal County	14%	9%	Not Scored	Not Scored
Well-Being Sub-Total			25	19.00

*Performance calculation descriptions can be found in the FY 2017 RBWO PBP Measurements and Standards Guide.

Monitoring & Outcomes: Possible Points = 100		Points Earned: 92.24	
Score Before Incentives Credit			92.24%
Incentives Awarded			4.16 pts
PBP Verification			N/A pts
Total Score			96.40%

Provider/Program Name: Giving Children A Chance of Georgia - (981) - CPA



DHS, DFCS, Office of Provider Management
Performance-Based Placement Measures
RBWO Provider GA+SCORECARD - CPA



Report Quarter: Q2 FY2017

# New Foster Homes During Quarter: 5		# Children in Care During Quarter: 67	# Placements During Quarter: 71	# Children in Care On Last Day: 52
CPA Incentive Credits	Avg Performance All CPAs (%)	Provider Performance (%)*	Possible Points (Weight)	Provider Points Earned
Early EPSDT Medical Visits		54%	2	1.08
Early EPSDT Dental Visits		16%	2	0.32
Permanency Contacts		None Planned	5	
Additional Academic Supports		38%	2	0.76
Foster Hm Retention Rate (threshold = 90)		85%	2	0.00
Foster Hm Recruitment (threshold = 100)		125%	2	2.00
Active Agency Accreditation		0%	4	0.00
Staff Clinical Licensure		0%	5	0.00
Incentives Total	5.04		24	4.16
Maximum total combined incentive credit allowed is 10 points.			Incentives Awarded	4.16
*Performance calculation descriptions can be found in the FY 2017 RBWO PBP Measurements and Standards Guide.				

Child Protective Services Investigations and Dispositions		
The following investigations data, which is not used for scoring but is considered significant to a provider's performance, is from Georgia SHINES and is not considered final or complete until the end of the fiscal year.		
Total Reports:	2	
Number Screened In:	2	
Number Screened Out:	0	
Number Substantiated:	0	
Number Unsubstantiated:	2	
Number Active CPS Investigations:	0	



DHS, DFCS, Office of Provider Management
Performance-Based Placement Measures
RBWO Provider GA+SCORECARD - CPA



Report Quarter: Q2 FY2017

Provider/Program Name: Goshen Valley Foundation - Goshen Homes (5200) - CPA

505 Brown Industrial, Waleska, GA 30183 Phone: 404-643-3343 Vendor ID# 131805	Quarterly Scores (Grades)		Current Quarter Score (Grade)
	Q1: 104.27 (A+)	Q2: 100.32 (A+)	100.32% (A+)
	Q3: N/A	Q4: N/A	
# New Foster Homes During Quarter: 3	# Children in Care During Quarter: 23	# Placements During Quarter: 23	# Children in Care On Last Day: 16

Quarterly Provider Comparisons to All CPAs

▼ — indicates average for all CPAs





DHS, DFCS, Office of Provider Management
Performance-Based Placement Measures
RBWO Provider GA+SCORECARD - CPA



Report Quarter: Q2 FY2017

Provider/Program Name: Goshen Valley Foundation - Goshen Homes (5200) - CPA

505 Brown Industrial, Waleska, GA 30183 Phone: 404-643-3343 Vendor ID# 131805		Quarterly Scores (Grades)		Current Quarter Score (Grade)
		Q1: 104.27 (A+)	Q2: 100.32 (A+)	100.32%
		Q3: N/A	Q4: N/A	(A+)
# New Foster Homes During Quarter: 3		# Children in Care During Quarter: 23	# Placements During Quarter: 23	# Children in Care On Last Day: 16
	Avg Performance All CPAs (%)	Provider Performance (%)*	Possible Points (Weight)	Provider Points Earned
OPM Monitoring Reviews				
Annual Comprehensive Reviews	87%	61%	25	15.32
Safety Reviews	95%	100%	15	15.00
Monitoring Sub-Total			40	30.32
CPA Safety Outcomes				
Incidence of Maltreatment	0.03%	No Substantiated Reports	10	10.00
Staff Training	82%	100%	10	10.00
Safety Sub-Total			20	20.00
CPA Permanency Outcomes				
Placement Stability	92%	100%	15	15.00
Permanency Sub-Total			15	15.00
CPA Well-Being Outcomes				
EPSDT Medical Visits	84%	100%	4	4.00
EPSDT Dental Visits	71%	100%	4	4.00
Academic Supports	76%	100%	3	3.00
Provider ECEM Visits	91%	100%	7	7.00
Provider General Contacts	88%	100%	7	7.00
Placements with Siblings	57%	98%	Not Scored	Not Scored
Placements within Legal County	14%	20%	Not Scored	Not Scored
Well-Being Sub-Total			25	25.00

*Performance calculation descriptions can be found in the FY 2017 RBWO PBP Measurements and Standards Guide.

Monitoring & Outcomes: Possible Points = 100		Points Earned: 90.32	
Score Before Incentives Credit			90.32%
Incentives Awarded			10.00 pts
PBP Verification			N/A pts
Total Score			100.32%

Provider/Program Name: Goshen Valley Foundation - Goshen Homes (5200) - CPA



DHS, DFCS, Office of Provider Management
Performance-Based Placement Measures
RBWO Provider GA+SCORECARD - CPA



Report Quarter: Q2 FY2017

# New Foster Homes During Quarter: 3		# Children in Care During Quarter: 23	# Placements During Quarter: 23	# Children in Care On Last Day: 16
CPA Incentive Credits	Avg Performance All CPAs (%)	Provider Performance (%)*	Possible Points (Weight)	Provider Points Earned
Early EPSDT Medical Visits		100%	2	2.00
Early EPSDT Dental Visits		100%	2	2.00
Permanency Contacts		100%	5	5.00
Additional Academic Supports		44%	2	0.88
Foster Hm Retention Rate (threshold = 90)		80%	2	0.00
Foster Hm Recruitment (threshold = 100)		400%	2	2.00
Active Agency Accreditation		50%	4	2.00
Staff Clinical Licensure		10%	5	0.50
Incentives Total	5.04		24	14.38
Maximum total combined incentive credit allowed is 10 points.			Incentives Awarded	10.00
*Performance calculation descriptions can be found in the FY 2017 RBWO PBP Measurements and Standards Guide.				

Child Protective Services Investigations and Dispositions

The following investigations data, which is not used for scoring but is considered significant to a provider's performance, is from Georgia SHINES and is not considered final or complete until the end of the fiscal year.

Total Reports:	3	
Number Screened In:	3	
Number Screened Out:	0	
Number Substantiated:	0	
Number Unsubstantiated:	0	
Number Active CPS Investigations:	3	



DHS, DFCS, Office of Provider Management
Performance-Based Placement Measures
RBWO Provider GA+SCORECARD - CPA



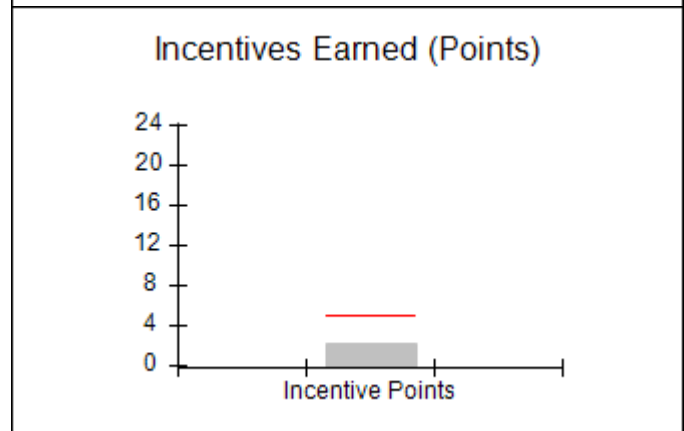
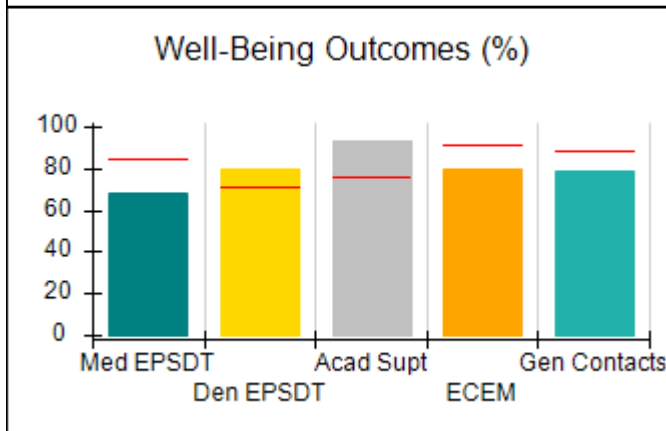
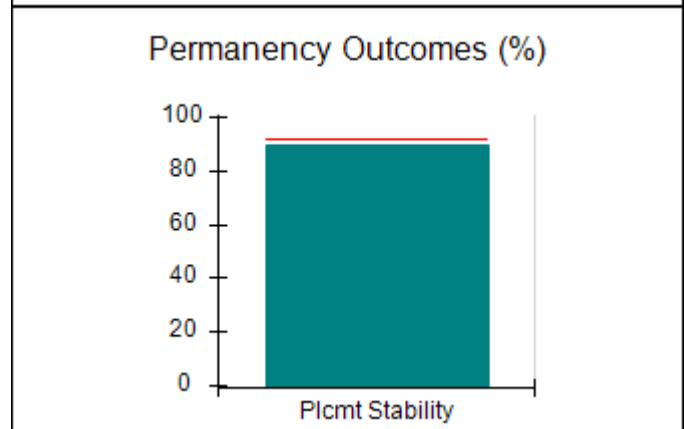
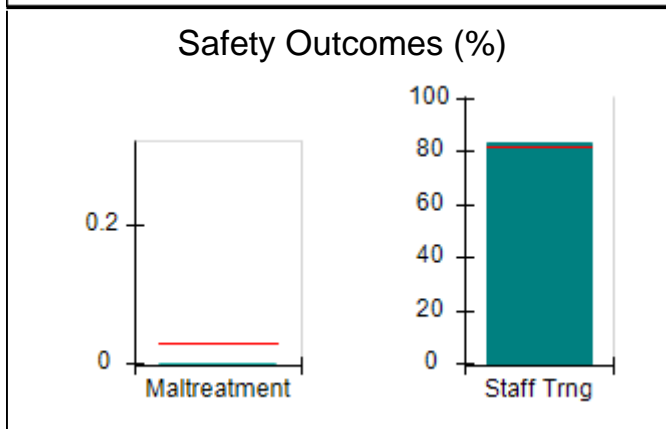
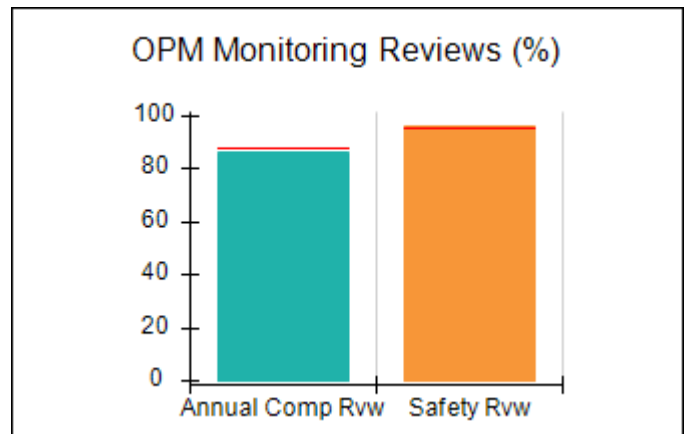
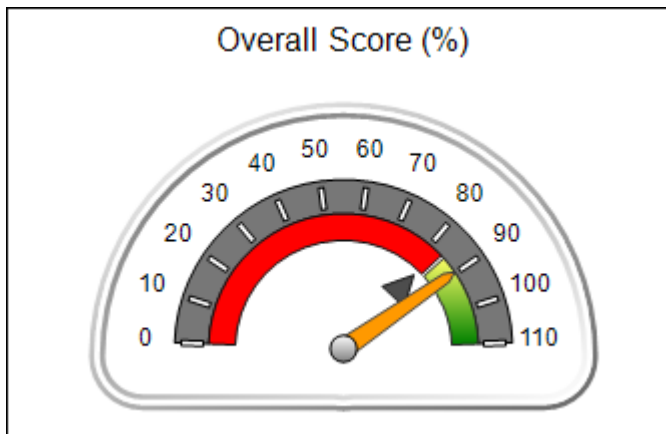
Report Quarter: Q2 FY2017

Provider/Program Name: Hillside - Connections Program (700) - CPA

1301 Monroe Drive, Atlanta, GA 30306 Phone: 404-875-4551 Vendor ID# 35415	Quarterly Scores (Grades)		Current Quarter Score (Grade)
	Q1: 88.83 (B+)	Q2: 89.69 (B+)	89.69% (B+)
	Q3: N/A	Q4: N/A	
# New Foster Homes During Quarter: 1	# Children in Care During Quarter: 30	# Placements During Quarter: 30	# Children in Care On Last Day: 25

Quarterly Provider Comparisons to All CPAs

▼ — indicates average for all CPAs





DHS, DFCS, Office of Provider Management
Performance-Based Placement Measures
RBWO Provider GA+SCORECARD - CPA



Report Quarter: Q2 FY2017

Provider/Program Name: Hillside - Connections Program (700) - CPA

1301 Monroe Drive, Atlanta, GA 30306 Phone: 404-875-4551 Vendor ID# 35415		Quarterly Scores (Grades)		Current Quarter Score (Grade)
		Q1: 88.83 (B+)	Q2: 89.69 (B+)	89.69%
		Q3: N/A	Q4: N/A	(B+)
# New Foster Homes During Quarter: 1		# Children in Care During Quarter: 30	# Placements During Quarter: 30	# Children in Care On Last Day: 25
	Avg Performance All CPAs (%)	Provider Performance (%)*	Possible Points (Weight)	Provider Points Earned
OPM Monitoring Reviews				
Annual Comprehensive Reviews	87%	86%	25	21.60
Safety Reviews	95%	96%	15	14.43
Monitoring Sub-Total			40	36.03
CPA Safety Outcomes				
Incidence of Maltreatment	0.03%	No Substantiated Reports	10	10.00
Staff Training	82%	83%	10	8.30
Safety Sub-Total			20	18.30
CPA Permanency Outcomes				
Placement Stability	92%	90%	15	13.50
Permanency Sub-Total			15	13.50
CPA Well-Being Outcomes				
EPSDT Medical Visits	84%	68%	4	2.72
EPSDT Dental Visits	71%	80%	4	3.20
Academic Supports	76%	93%	3	2.79
Provider ECEM Visits	91%	80%	7	5.60
Provider General Contacts	88%	79%	7	5.53
Placements with Siblings	57%	71%	Not Scored	Not Scored
Placements within Legal County	14%	33%	Not Scored	Not Scored
Well-Being Sub-Total			25	19.84

*Performance calculation descriptions can be found in the FY 2017 RBWO PBP Measurements and Standards Guide.

Monitoring & Outcomes: Possible Points = 100		Points Earned: 87.67	
Score Before Incentives Credit			87.67%
Incentives Awarded			2.02 pts
PBP Verification			N/A pts
Total Score			89.69%

Provider/Program Name: Hillside - Connections Program (700) - CPA



DHS, DFCS, Office of Provider Management
Performance-Based Placement Measures
RBWO Provider GA+SCORECARD - CPA



Report Quarter: Q2 FY2017

# New Foster Homes During Quarter: 1		# Children in Care During Quarter: 30	# Placements During Quarter: 30	# Children in Care On Last Day: 25
CPA Incentive Credits	Avg Performance All CPAs (%)	Provider Performance (%)*	Possible Points (Weight)	Provider Points Earned
Early EPSDT Medical Visits		27%	2	0.54
Early EPSDT Dental Visits		46%	2	0.92
Permanency Contacts		0%	5	0.00
Additional Academic Supports		3%	2	0.06
Foster Hm Retention Rate (threshold = 90)		72%	2	0.00
Foster Hm Recruitment (threshold = 100)		25%	2	0.00
Active Agency Accreditation		0%	4	0.00
Staff Clinical Licensure		10%	5	0.50
Incentives Total	5.04		24	2.02
Maximum total combined incentive credit allowed is 10 points.			Incentives Awarded	2.02
*Performance calculation descriptions can be found in the FY 2017 RBWO PBP Measurements and Standards Guide.				

Child Protective Services Investigations and Dispositions

The following investigations data, which is not used for scoring but is considered significant to a provider's performance, is from Georgia SHINES and is not considered final or complete until the end of the fiscal year.

Total Reports:	0	
Number Screened In:	0	
Number Screened Out:	0	
Number Substantiated:	0	
Number Unsubstantiated:	0	
Number Active CPS Investigations:	0	



DHS, DFCS, Office of Provider Management
Performance-Based Placement Measures
RBWO Provider GA+SCORECARD - CPA

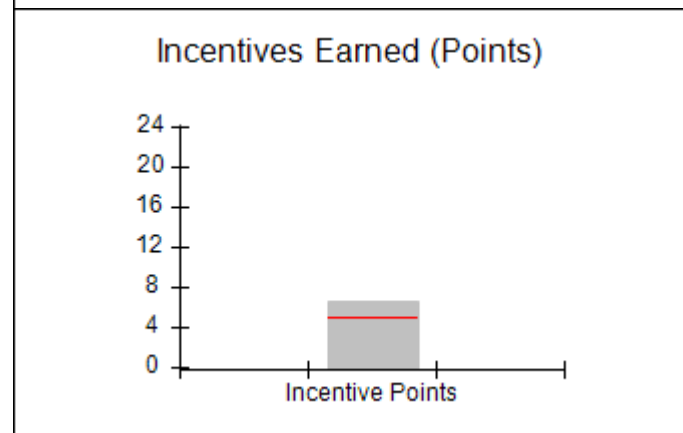
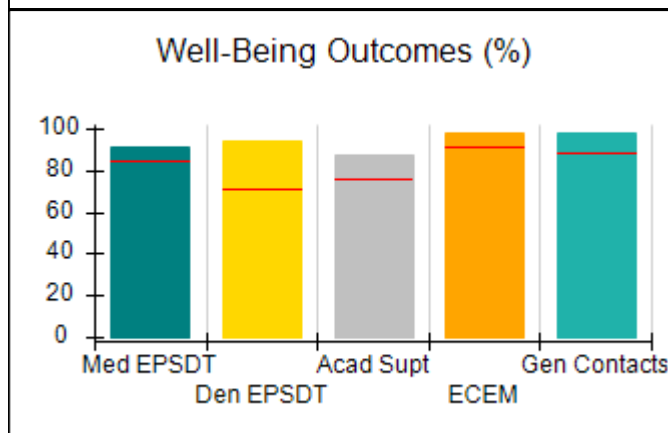
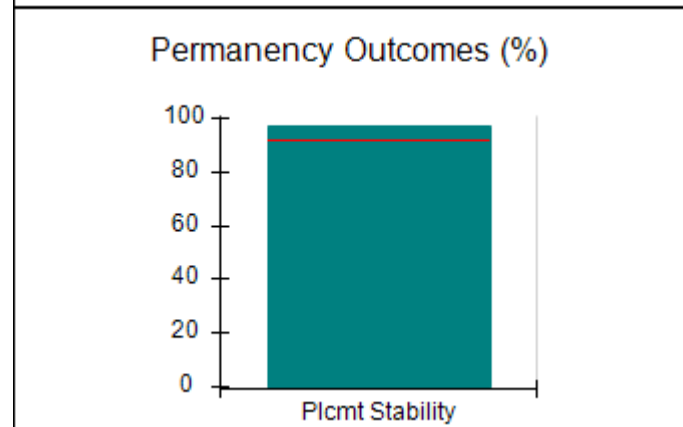
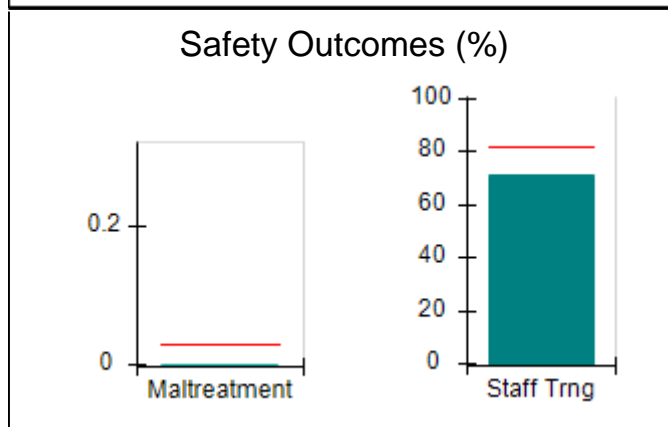
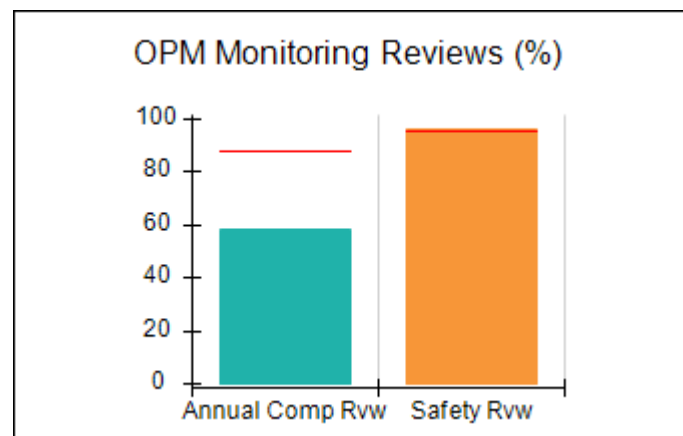
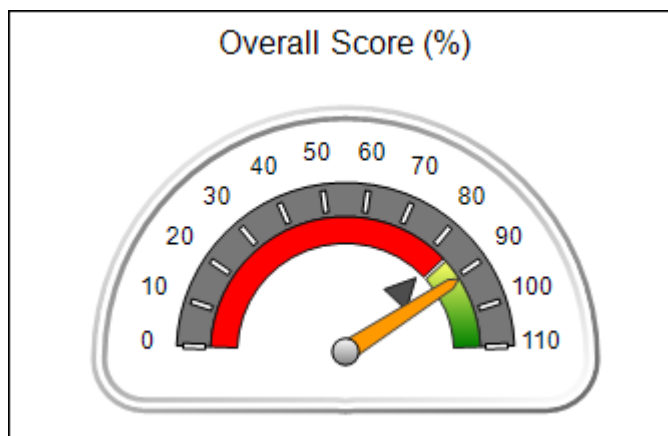


Report Quarter: Q2 FY2017

Provider/Program Name: Laurel Heights Hospital -Universal Health - Laurel Heights CPA (722) - CPA

934 Briarcliff Rd., NE, Atlanta, GA 30306 Phone: 404-888-7860 Vendor ID# 35443	Quarterly Scores (Grades)		Current Quarter Score (Grade)
	Q1: 85.65 (B)	Q2: 90.81 (A-)	90.81%
	Q3: N/A	Q4: N/A	(A-)
# New Foster Homes During Quarter: 0	# Children in Care During Quarter: 39	# Placements During Quarter: 40	# Children in Care On Last Day: 34
Quarterly Provider Comparisons to All CPAs			

▼ — indicates average for all CPAs





DHS, DFCS, Office of Provider Management
Performance-Based Placement Measures
RBWO Provider GA+SCORECARD - CPA



Report Quarter: Q2 FY2017

Provider/Program Name: Laurel Heights Hospital -Universal Health - Laurel Heights CPA (722) - CPA

934 Briarcliff Rd., NE, Atlanta, GA 30306 Phone: 404-888-7860 Vendor ID# 35443	Quarterly Scores (Grades)		Current Quarter Score (Grade)
	Q1: 85.65 (B)	Q2: 90.81 (A-)	90.81% (A-)
	Q3: N/A	Q4: N/A	

# New Foster Homes During Quarter: 0	# Children in Care During Quarter: 39	# Placements During Quarter: 40	# Children in Care On Last Day: 34
--------------------------------------	---------------------------------------	---------------------------------	------------------------------------

	Avg Performance All CPAs (%)	Provider Performance (%)*	Possible Points (Weight)	Provider Points Earned
--	-------------------------------------	----------------------------------	---------------------------------	-------------------------------

OPM Monitoring Reviews

Annual Comprehensive Reviews	87%	58%	25	14.51
Safety Reviews	95%	96%	15	14.40
Monitoring Sub-Total			40	28.91

CPA Safety Outcomes

Incidence of Maltreatment	0.03%	No Substantiated Reports	10	10.00
Staff Training	82%	71%	10	7.10
Safety Sub-Total			20	17.10

CPA Permanency Outcomes

Placement Stability	92%	97%	15	14.55
Permanency Sub-Total			15	14.55

CPA Well-Being Outcomes

EPSDT Medical Visits	84%	91%	4	3.64
EPSDT Dental Visits	71%	94%	4	3.76
Academic Supports	76%	87%	3	2.61
Provider ECEM Visits	91%	98%	7	6.86
Provider General Contacts	88%	98%	7	6.86
Placements with Siblings	57%	9%	Not Scored	Not Scored
Placements within Legal County	14%	0%	Not Scored	Not Scored
Well-Being Sub-Total			25	23.73

*Performance calculation descriptions can be found in the FY 2017 RBWO PBP Measurements and Standards Guide.

Monitoring & Outcomes: Possible Points = 100	Points Earned: 84.29
Score Before Incentives Credit	84.29%
Incentives Awarded	6.52 pts
PBP Verification	N/A pts
Total Score	90.81%



DHS, DFCS, Office of Provider Management
Performance-Based Placement Measures
RBWO Provider GA+SCORECARD - CPA



Report Quarter: Q2 FY2017

Provider/Program Name: Laurel Heights Hospital -Universal Health - Laurel Heights CPA (722) - CPA

# New Foster Homes During Quarter: 0		# Children in Care During Quarter: 39	# Placements During Quarter: 40	# Children in Care On Last Day: 34
CPA Incentive Credits	Avg Performance All CPAs (%)	Provider Performance (%)*	Possible Points (Weight)	Provider Points Earned
Early EPSDT Medical Visits		57%	2	1.14
Early EPSDT Dental Visits		69%	2	1.38
Permanency Contacts		0%	5	0.00
Additional Academic Supports		0%	2	0.00
Foster Hm Retention Rate (threshold = 90)		90%	2	2.00
Foster Hm Recruitment (threshold = 100)		0%	2	0.00
Active Agency Accreditation		50%	4	2.00
Staff Clinical Licensure		0%	5	0.00
Incentives Total	5.04		24	6.52
Maximum total combined incentive credit allowed is 10 points.			Incentives Awarded	6.52

*Performance calculation descriptions can be found in the FY 2017 RBWO PBP Measurements and Standards Guide.

Child Protective Services Investigations and Dispositions

The following investigations data, which is not used for scoring but is considered significant to a provider's performance, is from Georgia SHINES and is not considered final or complete until the end of the fiscal year.

Total Reports:	2
Number Screened In:	1
Number Screened Out:	1
Number Substantiated:	0
Number Unsubstantiated:	0
Number Active CPS Investigations:	1



DHS, DFCS, Office of Provider Management
Performance-Based Placement Measures
RBWO Provider GA+SCORECARD - CPA



Report Quarter: Q2 FY2017

Provider/Program Name: Lighthouse Therapeutic Foster Care - (727) - CPA

35 Mountain Street, Ringgold, GA 30736-2045 Phone: 706-937-4236 Vendor ID# 35446	Quarterly Scores (Grades)		Current Quarter Score (Grade)
	Q1: 92.00 (A-)	Q2: 94.61 (A)	94.61% (A)
	Q3: N/A	Q4: N/A	
# New Foster Homes During Quarter: 2	# Children in Care During Quarter: 20	# Placements During Quarter: 21	# Children in Care On Last Day: 15

Quarterly Provider Comparisons to All CPAs

▼ — indicates average for all CPAs





DHS, DFCS, Office of Provider Management
Performance-Based Placement Measures
RBWO Provider GA+SCORECARD - CPA



Report Quarter: Q2 FY2017

Provider/Program Name: Lighthouse Therapeutic Foster Care - (727) - CPA

35 Mountain Street, Ringgold, GA 30736-2045 Phone: 706-937-4236 Vendor ID# 35446		Quarterly Scores (Grades)		Current Quarter Score (Grade)
		Q1: 92.00 (A-)	Q2: 94.61 (A)	94.61%
		Q3: N/A	Q4: N/A	(A)
# New Foster Homes During Quarter: 2		# Children in Care During Quarter: 20	# Placements During Quarter: 21	# Children in Care On Last Day: 15
	Avg Performance All CPAs (%)	Provider Performance (%)*	Possible Points (Weight)	Provider Points Earned
OPM Monitoring Reviews				
Annual Comprehensive Reviews	87%	91%	25	22.66
Safety Reviews	95%	95%	15	14.20
Monitoring Sub-Total			40	36.86
CPA Safety Outcomes				
Incidence of Maltreatment	0.03%	No Substantiated Reports	10	10.00
Staff Training	82%	75%	10	7.50
Safety Sub-Total			20	17.50
CPA Permanency Outcomes				
Placement Stability	92%	95%	15	14.25
Permanency Sub-Total			15	14.25
CPA Well-Being Outcomes				
EPSDT Medical Visits	84%	94%	4	3.76
EPSDT Dental Visits	71%	90%	4	3.60
Academic Supports	76%	25%	3	0.75
Provider ECEM Visits	91%	91%	7	6.37
Provider General Contacts	88%	92%	7	6.44
Placements with Siblings	57%	59%	Not Scored	Not Scored
Placements within Legal County	14%	0%	Not Scored	Not Scored
Well-Being Sub-Total			25	20.92

*Performance calculation descriptions can be found in the FY 2017 RBWO PBP Measurements and Standards Guide.

Monitoring & Outcomes: Possible Points = 100		Points Earned: 89.53	
Score Before Incentives Credit			89.53%
Incentives Awarded			5.08 pts
PBP Verification			N/A pts
Total Score			94.61%

Provider/Program Name: Lighthouse Therapeutic Foster Care - (727) - CPA



DHS, DFCS, Office of Provider Management
Performance-Based Placement Measures
RBWO Provider GA+SCORECARD - CPA



Report Quarter: Q2 FY2017

# New Foster Homes During Quarter: 2		# Children in Care During Quarter: 20	# Placements During Quarter: 21	# Children in Care On Last Day: 15
CPA Incentive Credits	Avg Performance All CPAs (%)	Provider Performance (%)*	Possible Points (Weight)	Provider Points Earned
Early EPSDT Medical Visits		71%	2	1.42
Early EPSDT Dental Visits		83%	2	1.66
Permanency Contacts		0%	5	0.00
Additional Academic Supports		0%	2	0.00
Foster Hm Retention Rate (threshold = 90)		92%	2	2.00
Foster Hm Recruitment (threshold = 100)		67%	2	0.00
Active Agency Accreditation		0%	4	0.00
Staff Clinical Licensure		0%	5	0.00
Incentives Total	5.04		24	5.08
Maximum total combined incentive credit allowed is 10 points.			Incentives Awarded	5.08
*Performance calculation descriptions can be found in the FY 2017 RBWO PBP Measurements and Standards Guide.				

Child Protective Services Investigations and Dispositions

The following investigations data, which is not used for scoring but is considered significant to a provider's performance, is from Georgia SHINES and is not considered final or complete until the end of the fiscal year.

Total Reports:	0	
Number Screened In:	0	
Number Screened Out:	0	
Number Substantiated:	0	
Number Unsubstantiated:	0	
Number Active CPS Investigations:	0	



DHS, DFCS, Office of Provider Management
Performance-Based Placement Measures
RBWO Provider GA+SCORECARD - CPA



Report Quarter: Q2 FY2017

Provider/Program Name: Lighthouse Therapeutic Foster Care - Stockbridge (5186) - CPA

120 M.L.K. Sr. Heritage Trail, Stockbridge, GA 30281

Phone: 770-912-4766

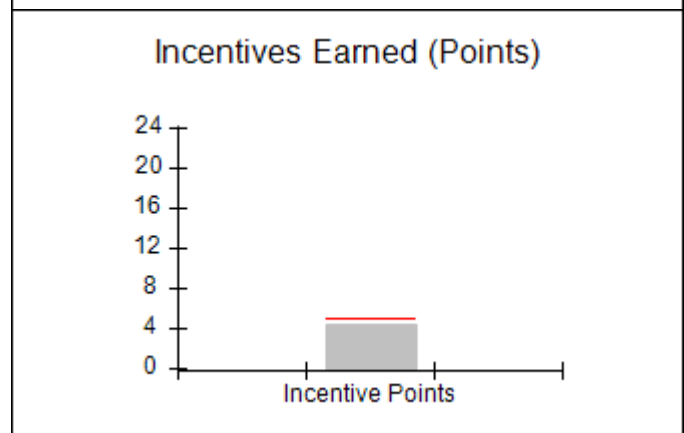
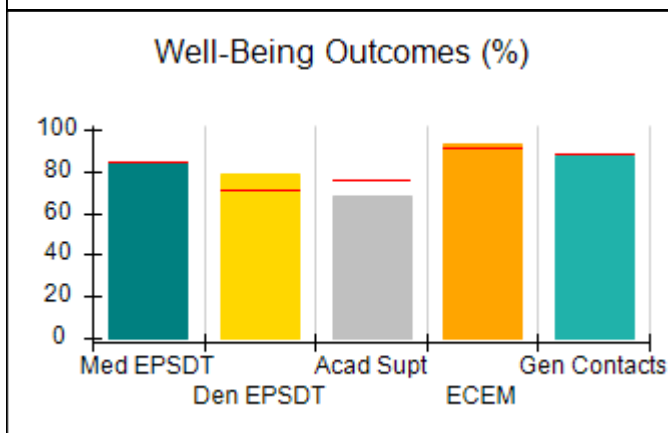
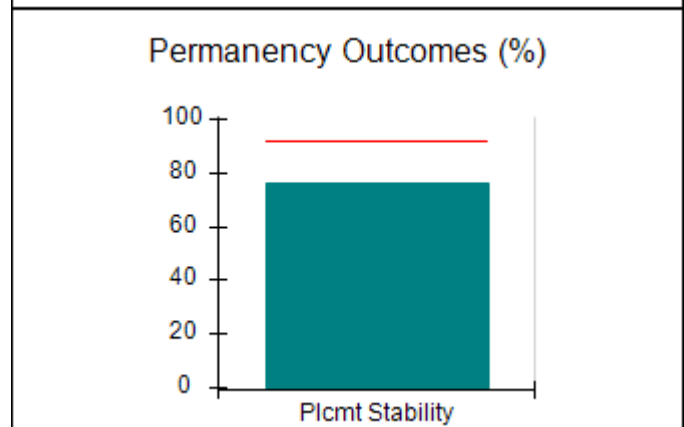
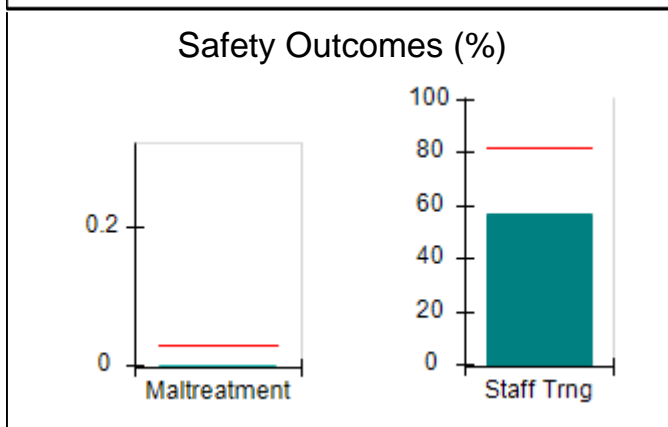
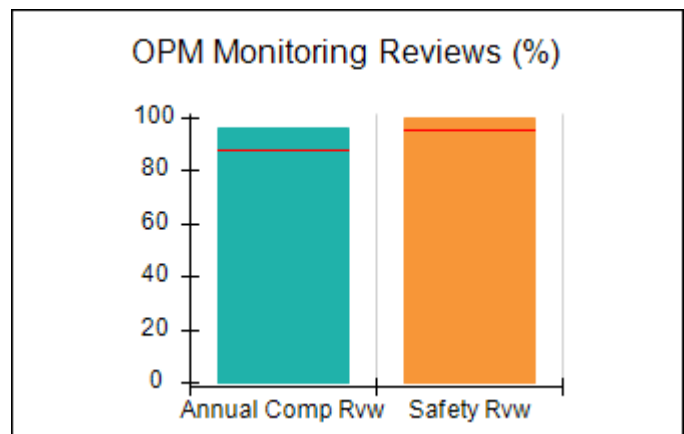
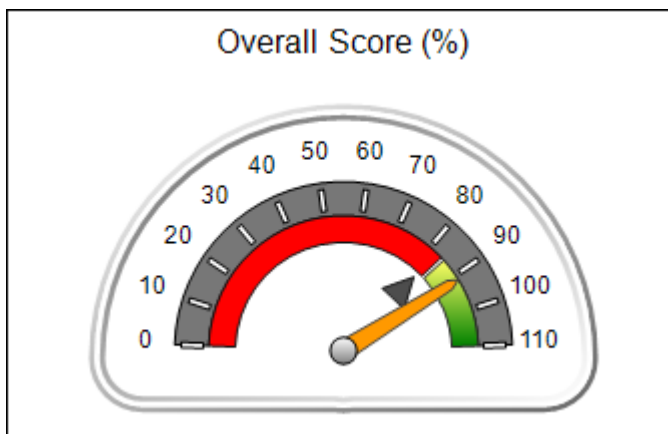
Vendor ID# 121137

Quarterly Scores (Grades)		Current Quarter Score (Grade)
Q1: 93.30 (A-)	Q2: 91.44 (A-)	91.44% (A-)
Q3: N/A	Q4: N/A	

# New Foster Homes During Quarter: 3	# Children in Care During Quarter: 42	# Placements During Quarter: 47	# Children in Care On Last Day: 34
--------------------------------------	---------------------------------------	---------------------------------	------------------------------------

Quarterly Provider Comparisons to All CPAs

▼ — indicates average for all CPAs





DHS, DFCS, Office of Provider Management
Performance-Based Placement Measures
RBWO Provider GA+SCORECARD - CPA



Report Quarter: Q2 FY2017

Provider/Program Name: Lighthouse Therapeutic Foster Care - Stockbridge (5186) - CPA

120 M.L.K. Sr. Heritage Trail, Stockbridge, GA 30281 Phone: 770-912-4766 Vendor ID# 121137		Quarterly Scores (Grades)		Current Quarter Score (Grade)
		Q1: 93.30 (A-)	Q2: 91.44 (A-)	91.44%
		Q3: N/A	Q4: N/A	(A-)
# New Foster Homes During Quarter: 3		# Children in Care During Quarter: 42	# Placements During Quarter: 47	# Children in Care On Last Day: 34
	Avg Performance All CPAs (%)	Provider Performance (%)*	Possible Points (Weight)	Provider Points Earned
OPM Monitoring Reviews				
Annual Comprehensive Reviews	87%	96%	25	23.92
Safety Reviews	95%	100%	15	15.00
Monitoring Sub-Total			40	38.92
CPA Safety Outcomes				
Incidence of Maltreatment	0.03%	No Substantiated Reports	10	10.00
Staff Training	82%	57%	10	5.70
Safety Sub-Total			20	15.70
CPA Permanency Outcomes				
Placement Stability	92%	76%	15	11.40
Permanency Sub-Total			15	11.40
CPA Well-Being Outcomes				
EPSDT Medical Visits	84%	84%	4	3.36
EPSDT Dental Visits	71%	79%	4	3.16
Academic Supports	76%	68%	3	2.04
Provider ECEM Visits	91%	93%	7	6.51
Provider General Contacts	88%	87%	7	6.09
Placements with Siblings	57%	57%	Not Scored	Not Scored
Placements within Legal County	14%	17%	Not Scored	Not Scored
Well-Being Sub-Total			25	21.16

*Performance calculation descriptions can be found in the FY 2017 RBWO PBP Measurements and Standards Guide.

Monitoring & Outcomes: Possible Points = 100		Points Earned: 87.18	
Score Before Incentives Credit			87.18%
Incentives Awarded			4.26 pts
PBP Verification			N/A pts
Total Score			91.44%

Provider/Program Name: Lighthouse Therapeutic Foster Care - Stockbridge (5186) - CPA



DHS, DFCS, Office of Provider Management
Performance-Based Placement Measures
RBWO Provider GA+SCORECARD - CPA



Report Quarter: Q2 FY2017

# New Foster Homes During Quarter: 3		# Children in Care During Quarter: 42	# Placements During Quarter: 47	# Children in Care On Last Day: 34
CPA Incentive Credits	Avg Performance All CPAs (%)	Provider Performance (%)*	Possible Points (Weight)	Provider Points Earned
Early EPSDT Medical Visits		14%	2	0.28
Early EPSDT Dental Visits		50%	2	1.00
Permanency Contacts		0%	5	0.00
Additional Academic Supports		49%	2	0.98
Foster Hm Retention Rate (threshold = 90)		60%	2	0.00
Foster Hm Recruitment (threshold = 100)		150%	2	2.00
Active Agency Accreditation		0%	4	0.00
Staff Clinical Licensure		0%	5	0.00
Incentives Total	5.04		24	4.26
Maximum total combined incentive credit allowed is 10 points.			Incentives Awarded	4.26
*Performance calculation descriptions can be found in the FY 2017 RBWO PBP Measurements and Standards Guide.				

Child Protective Services Investigations and Dispositions

The following investigations data, which is not used for scoring but is considered significant to a provider's performance, is from Georgia SHINES and is not considered final or complete until the end of the fiscal year.

Total Reports:	3
Number Screened In:	0
Number Screened Out:	3
Number Substantiated:	0
Number Unsubstantiated:	0
Number Active CPS Investigations:	0



DHS, DFCS, Office of Provider Management
Performance-Based Placement Measures
RBWO Provider GA+SCORECARD - CPA



Report Quarter: Q2 FY2017

**Provider/Program Name: Lookout Mountain Community Services Board - TREK
Program/Athens (5237) - CPA**

250 North Avenue, Athens, GA 30650

Phone: 706-806-1121

Vendor ID# 143228

Quarterly Scores (Grades)

Q1: 100.00 (A+)

Q2: 100.00 (A+)

Q3: N/A

Q4: N/A

**Current Quarter Score
(Grade)**

100.00%

(A+)

New Foster Homes During Quarter: 1

Children in Care During
Quarter: 0

Placements During
Quarter: 0

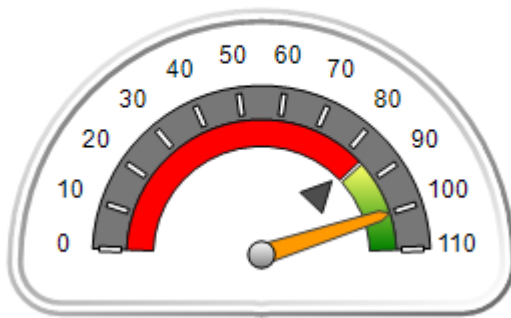
Children in Care On Last
Day: 0

Quarterly Provider Comparisons to All CPAs

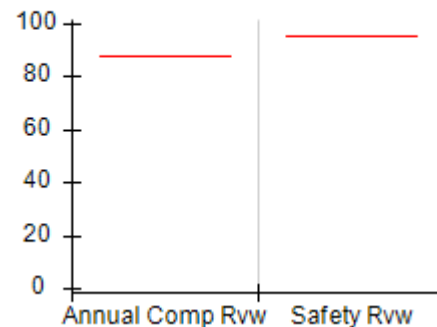


indicates average for all CPAs

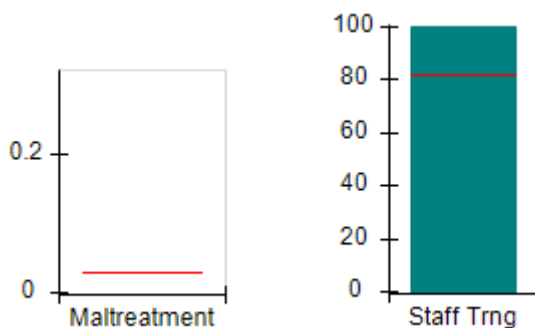
Overall Score (%)



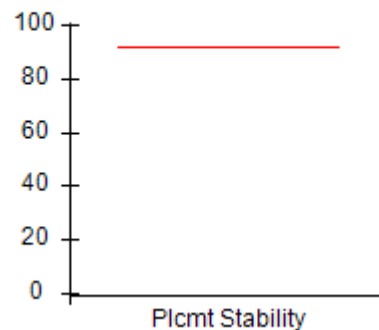
OPM Monitoring Reviews (%)



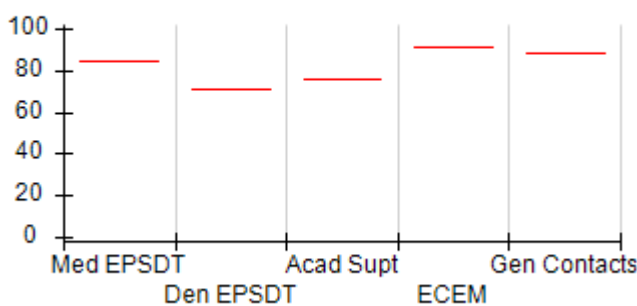
Safety Outcomes (%)




Permanency Outcomes (%)



Well-Being Outcomes (%)



Incentives Earned (Points)





DHS, DFCS, Office of Provider Management
Performance-Based Placement Measures
RBWO Provider GA+SCORECARD - CPA



Report Quarter: Q2 FY2017

Provider/Program Name: Lookout Mountain Community Services Board - TREK
Program/Athens (5237) - CPA

250 North Avenue, Athens, GA 30650		Quarterly Scores (Grades)		Current Quarter Score (Grade)
Phone: 706-806-1121		Q1: 100.00 (A+)	Q2: 100.00 (A+)	100.00% (A+)
Vendor ID# 143228		Q3: N/A	Q4: N/A	
# New Foster Homes During Quarter: 1		# Children in Care During Quarter: 0	# Placements During Quarter: 0	# Children in Care On Last Day: 0
	Avg Performance All CPAs (%)	Provider Performance (%)*	Possible Points (Weight)	Provider Points Earned
OPM Monitoring Reviews				
Annual Comprehensive Reviews	87%	Not Yet Conducted		
Safety Reviews	95%	Not Yet Conducted		
Monitoring Sub-Total				0.00
CPA Safety Outcomes				
Incidence of Maltreatment	0.03%	Not Eligible		
Staff Training	82%	100%	20	20.00
Safety Sub-Total			20	20.00
CPA Permanency Outcomes				
Placement Stability	92%	Not Eligible		
Permanency Sub-Total			N/A	
CPA Well-Being Outcomes				
EPSDT Medical Visits	84%	Not Eligible		
EPSDT Dental Visits	71%	Not Eligible		
Academic Supports	76%	Not Eligible		
Provider ECEM Visits	91%	Not Eligible		
Provider General Contacts	88%	Not Eligible		
Placements with Siblings	57%	Not Eligible	Not Scored	Not Scored
Placements within Legal County	14%	Not Eligible	Not Scored	Not Scored
Well-Being Sub-Total			N/A	

*Performance calculation descriptions can be found in the FY 2017 RBWO PBP Measurements and Standards Guide.

Monitoring & Outcomes: Possible Points = 20		Points Earned: 20.00	
Score Before Incentives Credit			100.00%
Incentives Awarded			0.00 pts
PBP Verification			N/A pts
Total Score			100.00%

Provider/Program Name: Lookout Mountain Community Services Board - TREK
Program/Athens (5237) - CPA



DHS, DFCS, Office of Provider Management
Performance-Based Placement Measures
RBWO Provider GA+SCORECARD - CPA



Report Quarter: Q2 FY2017

# New Foster Homes During Quarter: 1		# Children in Care During Quarter: 0	# Placements During Quarter: 0	# Children in Care On Last Day: 0
CPA Incentive Credits	Avg Performance All CPAs (%)	Provider Performance (%)*	Possible Points (Weight)	Provider Points Earned
Early EPSDT Medical Visits		Not Eligible	2	
Early EPSDT Dental Visits		Not Eligible	2	
Permanency Contacts		None Planned	5	
Additional Academic Supports		Not Eligible	2	
Foster Hm Retention Rate (threshold = 90)		Not Eligible	2	0.00
Foster Hm Recruitment (threshold = 100)		0%	2	0.00
Active Agency Accreditation		0%	4	0.00
Staff Clinical Licensure		0%	5	0.00
Incentives Total	5.04		24	0.00
Maximum total combined incentive credit allowed is 10 points.			Incentives Awarded	0.00

*Performance calculation descriptions can be found in the FY 2017 RBWO PBP Measurements and Standards Guide.

Child Protective Services Investigations and Dispositions

The following investigations data, which is not used for scoring but is considered significant to a provider's performance, is from Georgia SHINES and is not considered final or complete until the end of the fiscal year.

Total Reports:	0
Number Screened In:	0
Number Screened Out:	0
Number Substantiated:	0
Number Unsubstantiated:	0
Number Active CPS Investigations:	0



DHS, DFCS, Office of Provider Management
Performance-Based Placement Measures
RBWO Provider GA+SCORECARD - CPA



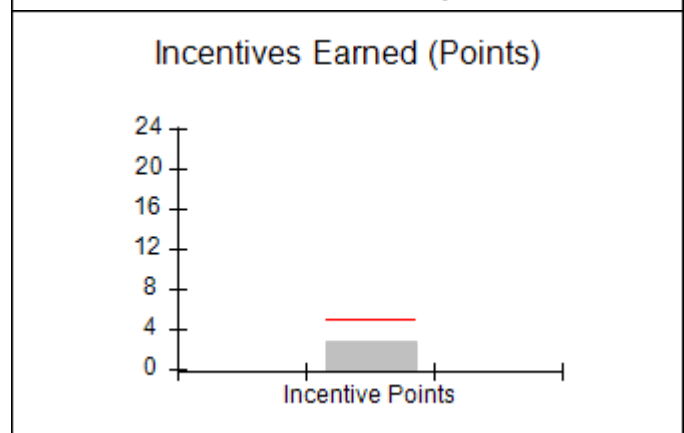
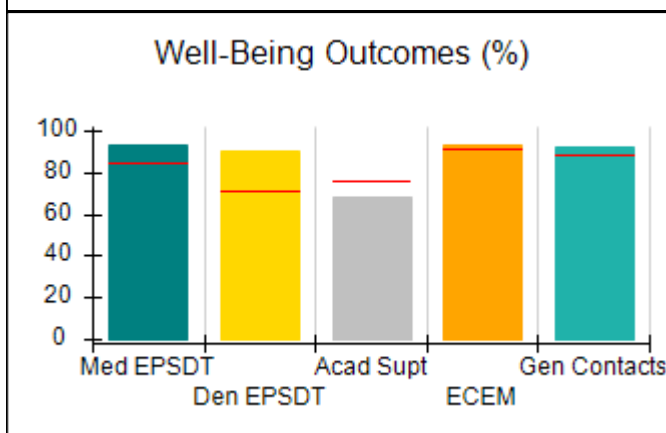
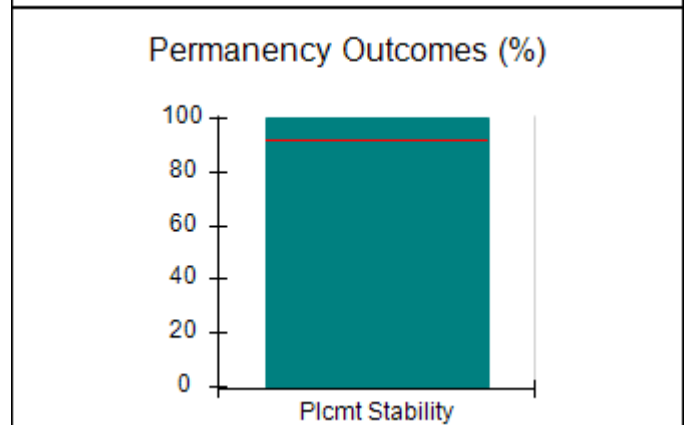
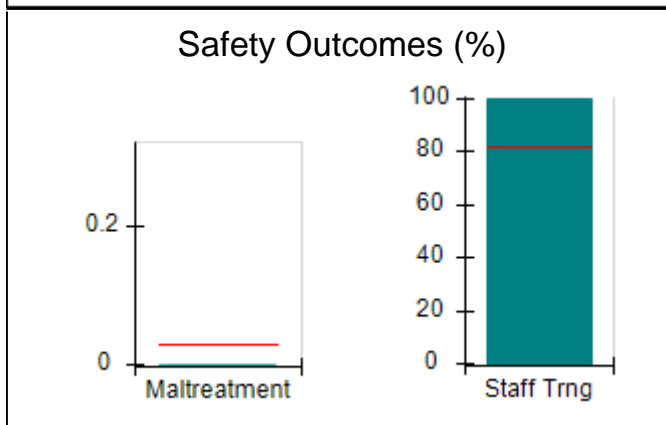
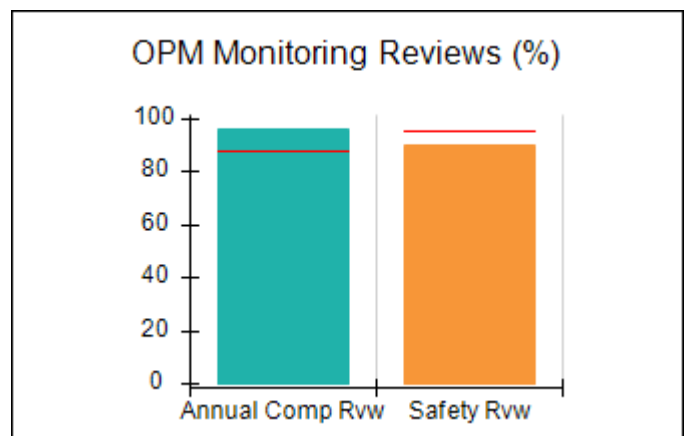
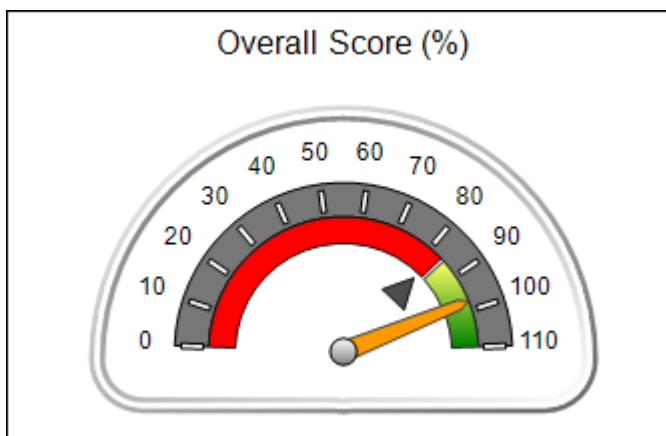
Report Quarter: Q2 FY2017

Provider/Program Name: Lookout Mountain Community Services Board - TREK
Program/Cartersville (5199) - CPA

25 East Main Street, Cartersville, GA 30120 Phone: 706-676-4062 Vendor ID# 15004	Quarterly Scores (Grades)		Current Quarter Score (Grade)
	Q1: 98.47 (A+)	Q2: 97.53 (A+)	97.53% (A+)
	Q3: N/A	Q4: N/A	
# New Foster Homes During Quarter: 2	# Children in Care During Quarter: 46	# Placements During Quarter: 46	# Children in Care On Last Day: 36

Quarterly Provider Comparisons to All CPAs

▼ — indicates average for all CPAs





DHS, DFCS, Office of Provider Management
Performance-Based Placement Measures
RBWO Provider GA+SCORECARD - CPA



Report Quarter: Q2 FY2017

Provider/Program Name: Lookout Mountain Community Services Board - TREK				
Program/Cartersville (5199) - CPA				
25 East Main Street, Cartersville, GA 30120		Quarterly Scores (Grades)		Current Quarter Score (Grade)
Phone: 706-676-4062		Q1: 98.47 (A+)	Q2: 97.53 (A+)	97.53%
Vendor ID# 15004		Q3: N/A	Q4: N/A	(A+)
# New Foster Homes During Quarter: 2		# Children in Care During Quarter: 46	# Placements During Quarter: 46	# Children in Care On Last Day: 36
	Avg Performance All CPAs (%)	Provider Performance (%)*	Possible Points (Weight)	Provider Points Earned
OPM Monitoring Reviews				
Annual Comprehensive Reviews	87%	96%	25	24.00
Safety Reviews	95%	90%	15	13.50
Monitoring Sub-Total			40	37.50
CPA Safety Outcomes				
Incidence of Maltreatment	0.03%	No Substantiated Reports	10	10.00
Staff Training	82%	100%	10	10.00
Safety Sub-Total			20	20.00
CPA Permanency Outcomes				
Placement Stability	92%	100%	15	15.00
Permanency Sub-Total			15	15.00
CPA Well-Being Outcomes				
EPSDT Medical Visits	84%	93%	4	3.72
EPSDT Dental Visits	71%	90%	4	3.60
Academic Supports	76%	68%	3	2.04
Provider ECEM Visits	91%	93%	7	6.51
Provider General Contacts	88%	92%	7	6.44
Placements with Siblings	57%	84%	Not Scored	Not Scored
Placements within Legal County	14%	11%	Not Scored	Not Scored
Well-Being Sub-Total			25	22.31
*Performance calculation descriptions can be found in the FY 2017 RBWO PBP Measurements and Standards Guide.				
Monitoring & Outcomes: Possible Points = 100			Points Earned: 94.81	
Score Before Incentives Credit			94.81%	
Incentives Awarded			2.72 pts	
PBP Verification			N/A pts	
Total Score			97.53%	



DHS, DFCS, Office of Provider Management
Performance-Based Placement Measures
RBWO Provider GA+SCORECARD - CPA



Report Quarter: Q2 FY2017

Provider/Program Name: Lookout Mountain Community Services Board - TREK
Program/Cartersville (5199) - CPA

# New Foster Homes During Quarter: 2		# Children in Care During Quarter: 46	# Placements During Quarter: 46	# Children in Care On Last Day: 36
CPA Incentive Credits	Avg Performance All CPAs (%)	Provider Performance (%)*	Possible Points (Weight)	Provider Points Earned
Early EPSDT Medical Visits		63%	2	1.26
Early EPSDT Dental Visits		73%	2	1.46
Permanency Contacts		None Planned	5	
Additional Academic Supports		0%	2	0.00
Foster Hm Retention Rate (threshold = 90)		85%	2	0.00
Foster Hm Recruitment (threshold = 100)		67%	2	0.00
Active Agency Accreditation		0%	4	0.00
Staff Clinical Licensure		0%	5	0.00
Incentives Total	5.04		24	2.72
Maximum total combined incentive credit allowed is 10 points.			Incentives Awarded	2.72

*Performance calculation descriptions can be found in the FY 2017 RBWO PBP Measurements and Standards Guide.

Child Protective Services Investigations and Dispositions

The following investigations data, which is not used for scoring but is considered significant to a provider's performance, is from Georgia SHINES and is not considered final or complete until the end of the fiscal year.

Total Reports:	0
Number Screened In:	0
Number Screened Out:	0
Number Substantiated:	0
Number Unsubstantiated:	1
Number Active CPS Investigations:	-1



DHS, DFCS, Office of Provider Management
Performance-Based Placement Measures
RBWO Provider GA+SCORECARD - CPA



Report Quarter: Q2 FY2017

**Provider/Program Name: Lookout Mountain Community Services Board - TREK
Program/Forsyth (5146) - CPA**

44 Harris Street, Forsyth, GA 31029

Phone: 478-993-5357

Vendor ID# 115542

Quarterly Scores (Grades)

**Current Quarter Score
(Grade)**

Q1: 99.90 (A+)

Q2: 104.53 (A+)

104.53%

Q3: N/A

Q4: N/A

(A+)

New Foster Homes During Quarter: 2

Children in Care During
Quarter: 15

Placements During
Quarter: 15

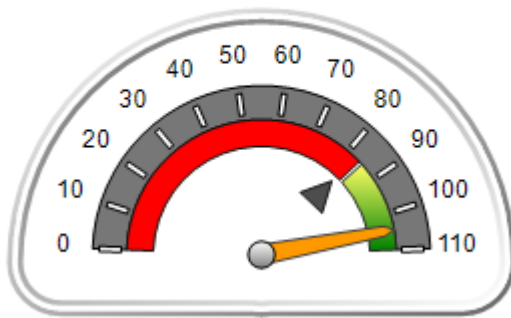
Children in Care On Last
Day: 11

Quarterly Provider Comparisons to All CPAs

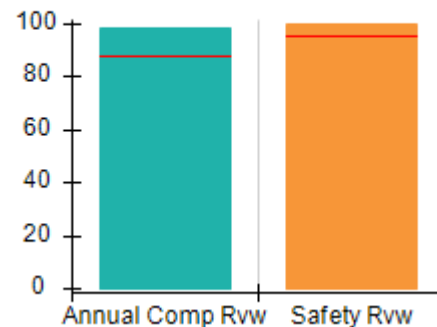


indicates average for all CPAs

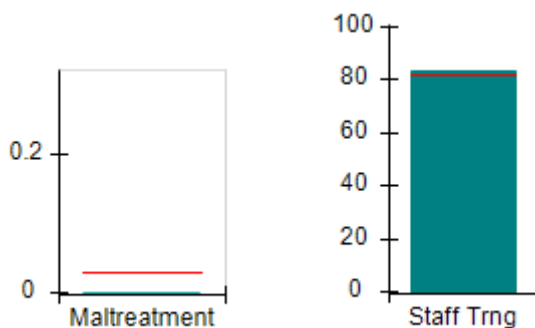
Overall Score (%)



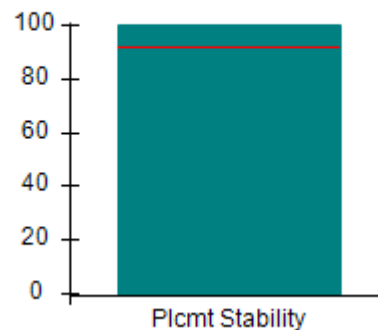
OPM Monitoring Reviews (%)



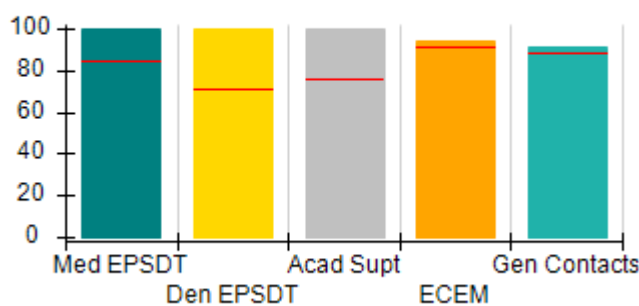
Safety Outcomes (%)



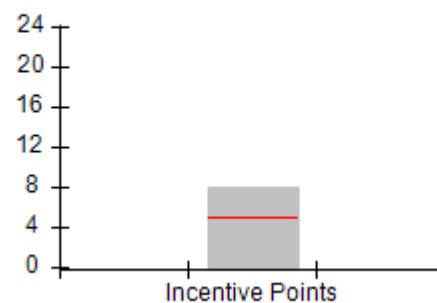
Permanency Outcomes (%)



Well-Being Outcomes (%)



Incentives Earned (Points)





DHS, DFCS, Office of Provider Management
Performance-Based Placement Measures
RBWO Provider GA+SCORECARD - CPA



Report Quarter: Q2 FY2017

Provider/Program Name: Lookout Mountain Community Services Board - TREK				
Program/Forsyth (5146) - CPA				
44 Harris Street, Forsyth, GA 31029 Phone: 478-993-5357 Vendor ID# 115542		Quarterly Scores (Grades)		Current Quarter Score (Grade)
		Q1: 99.90 (A+)	Q2: 104.53 (A+)	104.53% (A+)
		Q3: N/A	Q4: N/A	
# New Foster Homes During Quarter: 2		# Children in Care During Quarter: 15	# Placements During Quarter: 15	# Children in Care On Last Day: 11
	Avg Performance All CPAs (%)	Provider Performance (%)*	Possible Points (Weight)	Provider Points Earned
OPM Monitoring Reviews				
Annual Comprehensive Reviews	87%	98%	25	24.45
Safety Reviews	95%	99%	15	14.91
Monitoring Sub-Total			40	39.36
CPA Safety Outcomes				
Incidence of Maltreatment	0.03%	No Substantiated Reports	10	10.00
Staff Training	82%	83%	10	8.30
Safety Sub-Total			20	18.30
CPA Permanency Outcomes				
Placement Stability	92%	100%	15	15.00
Permanency Sub-Total			15	15.00
CPA Well-Being Outcomes				
EPSDT Medical Visits	84%	100%	4	4.00
EPSDT Dental Visits	71%	100%	4	4.00
Academic Supports	76%	100%	3	3.00
Provider ECEM Visits	91%	94%	7	6.58
Provider General Contacts	88%	91%	7	6.37
Placements with Siblings	57%	Not Eligible	Not Scored	Not Scored
Placements within Legal County	14%	0%	Not Scored	Not Scored
Well-Being Sub-Total			25	23.95
*Performance calculation descriptions can be found in the FY 2017 RBWO PBP Measurements and Standards Guide.				
Monitoring & Outcomes: Possible Points = 100			Points Earned: 96.61	
Score Before Incentives Credit			96.61%	
Incentives Awarded			7.92 pts	
PBP Verification			N/A pts	
Total Score			104.53%	



DHS, DFCS, Office of Provider Management
Performance-Based Placement Measures
RBWO Provider GA+SCORECARD - CPA



Report Quarter: Q2 FY2017

**Provider/Program Name: Lookout Mountain Community Services Board - TREK
Program/Forsyth (5146) - CPA**

# New Foster Homes During Quarter: 2		# Children in Care During Quarter: 15	# Placements During Quarter: 15	# Children in Care On Last Day: 11
CPA Incentive Credits	Avg Performance All CPAs (%)	Provider Performance (%)*	Possible Points (Weight)	Provider Points Earned
Early EPSDT Medical Visits		88%	2	1.76
Early EPSDT Dental Visits		100%	2	2.00
Permanency Contacts		0%	5	0.00
Additional Academic Supports		8%	2	0.16
Foster Hm Retention Rate (threshold = 90)		100%	2	2.00
Foster Hm Recruitment (threshold = 100)		100%	2	2.00
Active Agency Accreditation		0%	4	0.00
Staff Clinical Licensure		0%	5	0.00
Incentives Total	5.04		24	7.92
Maximum total combined incentive credit allowed is 10 points.			Incentives Awarded	7.92

*Performance calculation descriptions can be found in the FY 2017 RBWO PBP Measurements and Standards Guide.

Child Protective Services Investigations and Dispositions

The following investigations data, which is not used for scoring but is considered significant to a provider's performance, is from Georgia SHINES and is not considered final or complete until the end of the fiscal year.

Total Reports:	0
Number Screened In:	0
Number Screened Out:	0
Number Substantiated:	0
Number Unsubstantiated:	0
Number Active CPS Investigations:	0



DHS, DFCS, Office of Provider Management
Performance-Based Placement Measures
RBWO Provider GA+SCORECARD - CPA



Report Quarter: Q2 FY2017

**Provider/Program Name: Lookout Mountain Community Services Board - TREK
 Program/Ft.Oglethorpe (876) - CPA**

1875 Fant Drive, Fort Oglethorpe, GA 30742

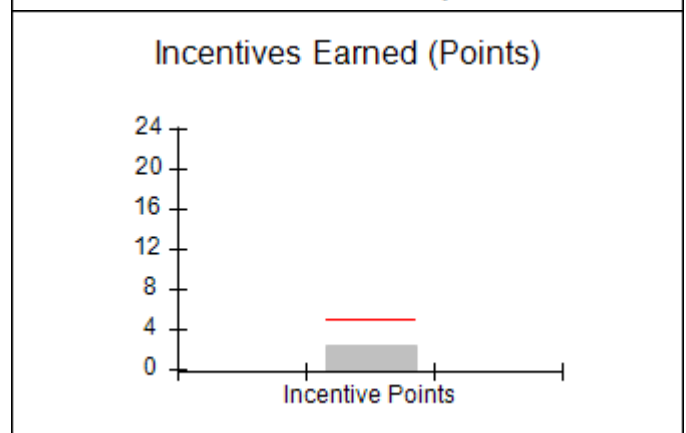
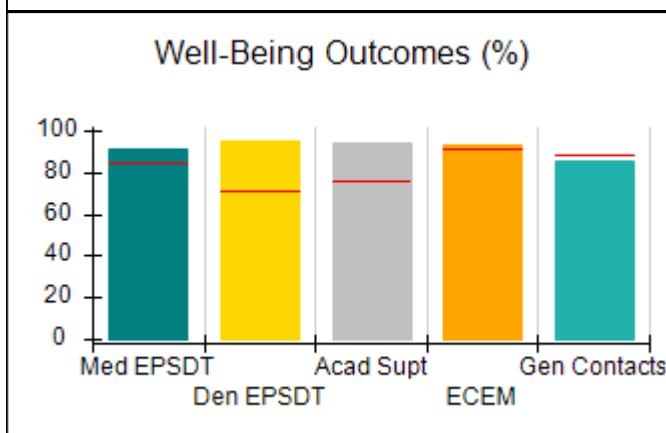
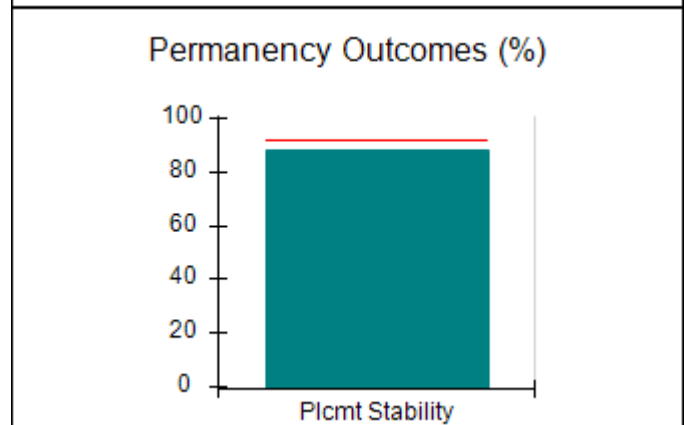
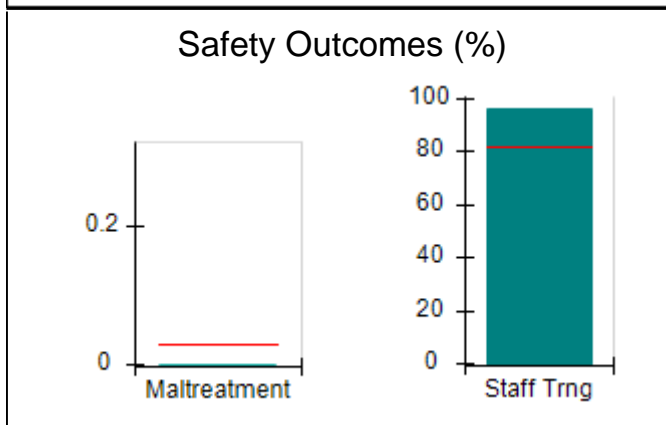
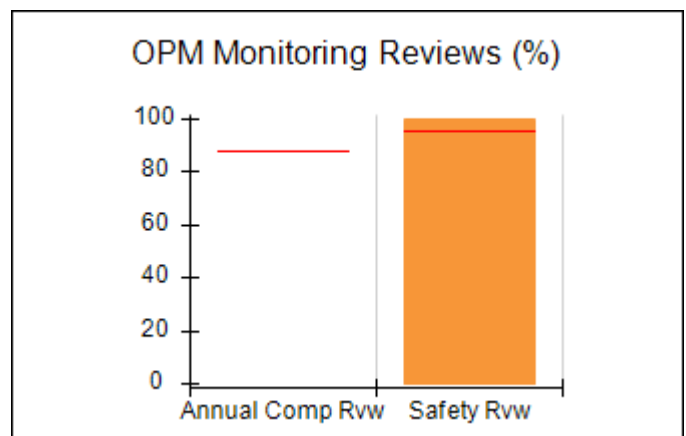
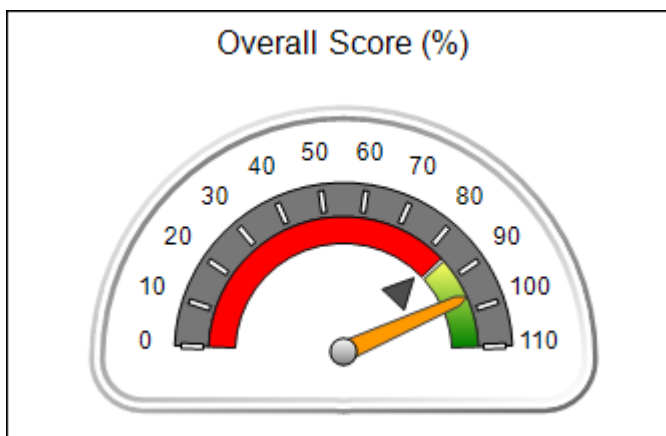
Phone: 706-806-12111

Vendor ID# 35448

1875 Fant Drive, Fort Oglethorpe, GA 30742 Phone: 706-806-12111 Vendor ID# 35448	Quarterly Scores (Grades)		Current Quarter Score (Grade)
	Q1: 98.47 (A+)	Q2: 96.33 (A)	96.33% (A)
	Q3: N/A	Q4: N/A	
# New Foster Homes During Quarter: 3	# Children in Care During Quarter: 56	# Placements During Quarter: 60	# Children in Care On Last Day: 44

Quarterly Provider Comparisons to All CPAs

▼ — indicates average for all CPAs





DHS, DFCS, Office of Provider Management
Performance-Based Placement Measures
RBWO Provider GA+SCORECARD - CPA



Report Quarter: Q2 FY2017

Provider/Program Name: Lookout Mountain Community Services Board - TREK				
Program/Ft.Oglethorpe (876) - CPA				
1875 Fant Drive, Fort Oglethorpe, GA 30742		Quarterly Scores (Grades)		Current Quarter Score (Grade)
Phone: 706-806-12111		Q1: 98.47 (A+)	Q2: 96.33 (A)	96.33%
Vendor ID# 35448		Q3: N/A	Q4: N/A	(A)
# New Foster Homes During Quarter: 3		# Children in Care During Quarter: 56	# Placements During Quarter: 60	# Children in Care On Last Day: 44
	Avg Performance All CPAs (%)	Provider Performance (%)*	Possible Points (Weight)	Provider Points Earned
OPM Monitoring Reviews				
Annual Comprehensive Reviews	87%	Not Yet Conducted		
Safety Reviews	95%	100%	15	15.00
Monitoring Sub-Total			15	15.00
CPA Safety Outcomes				
Incidence of Maltreatment	0.03%	No Substantiated Reports	10	10.00
Staff Training	82%	96%	10	9.60
Safety Sub-Total			20	19.60
CPA Permanency Outcomes				
Placement Stability	92%	88%	15	13.20
Permanency Sub-Total			15	13.20
CPA Well-Being Outcomes				
EPSDT Medical Visits	84%	91%	4	3.64
EPSDT Dental Visits	71%	95%	4	3.80
Academic Supports	76%	94%	3	2.82
Provider ECEM Visits	91%	93%	7	6.51
Provider General Contacts	88%	85%	7	5.95
Placements with Siblings	57%	91%	Not Scored	Not Scored
Placements within Legal County	14%	0%	Not Scored	Not Scored
Well-Being Sub-Total			25	22.72
*Performance calculation descriptions can be found in the FY 2017 RBWO PBP Measurements and Standards Guide.				
Monitoring & Outcomes: Possible Points = 75			Points Earned: 70.52	
Score Before Incentives Credit			94.03%	
Incentives Awarded			2.30 pts	
PBP Verification			N/A pts	
Total Score			96.33%	



DHS, DFCS, Office of Provider Management
Performance-Based Placement Measures
RBWO Provider GA+SCORECARD - CPA



Report Quarter: Q2 FY2017

Provider/Program Name: Lookout Mountain Community Services Board - TREK
Program/Ft.Oglethorpe (876) - CPA

# New Foster Homes During Quarter: 3		# Children in Care During Quarter: 56	# Placements During Quarter: 60	# Children in Care On Last Day: 44
CPA Incentive Credits	Avg Performance All CPAs (%)	Provider Performance (%)*	Possible Points (Weight)	Provider Points Earned
Early EPSDT Medical Visits		38%	2	0.76
Early EPSDT Dental Visits		77%	2	1.54
Permanency Contacts		None Planned	5	
Additional Academic Supports		0%	2	0.00
Foster Hm Retention Rate (threshold = 90)		87%	2	0.00
Foster Hm Recruitment (threshold = 100)		50%	2	0.00
Active Agency Accreditation		0%	4	0.00
Staff Clinical Licensure		0%	5	0.00
Incentives Total	5.04		24	2.30
Maximum total combined incentive credit allowed is 10 points.			Incentives Awarded	2.30

*Performance calculation descriptions can be found in the FY 2017 RBWO PBP Measurements and Standards Guide.

Child Protective Services Investigations and Dispositions

The following investigations data, which is not used for scoring but is considered significant to a provider's performance, is from Georgia SHINES and is not considered final or complete until the end of the fiscal year.

Total Reports:	4
Number Screened In:	3
Number Screened Out:	1
Number Substantiated:	0
Number Unsubstantiated:	0
Number Active CPS Investigations:	3



DHS, DFCS, Office of Provider Management
Performance-Based Placement Measures
RBWO Provider GA+SCORECARD - CPA



Report Quarter: Q2 FY2017

Provider/Program Name: Lutheran Services of Georgia - Lutheran of Albany (731) - CPA

1508 Whispering Pines Avenue, Albany, GA 31707

Phone: 229-432-7664

Vendor ID# 35450

Quarterly Scores (Grades)

Current Quarter Score (Grade)

Q1: 98.91 (A+)

Q2: 102.93 (A+)

**102.93%
(A+)**

Q3: N/A

Q4: N/A

New Foster Homes During Quarter: 1

Children in Care During Quarter: 13

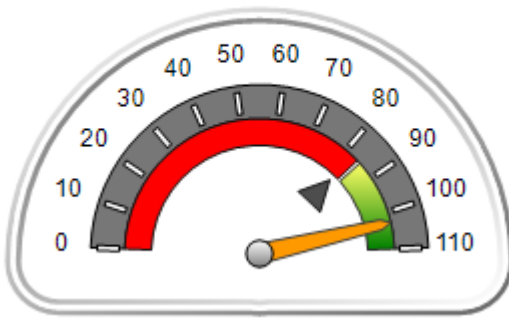
Placements During Quarter: 13

Children in Care On Last Day: 11

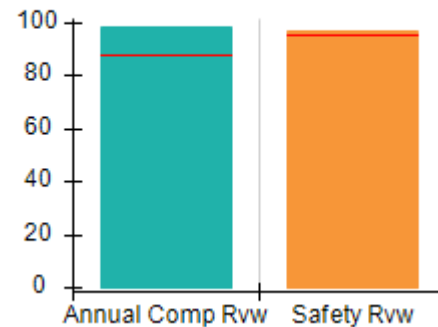
Quarterly Provider Comparisons to All CPAs

▼ — indicates average for all CPAs

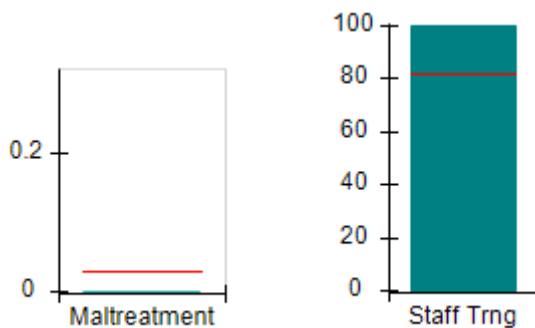
Overall Score (%)



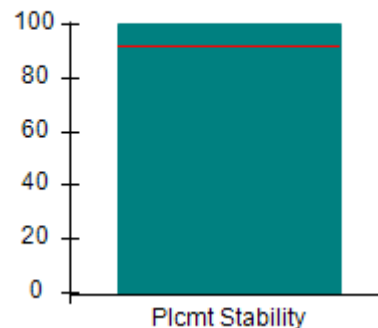
OPM Monitoring Reviews (%)



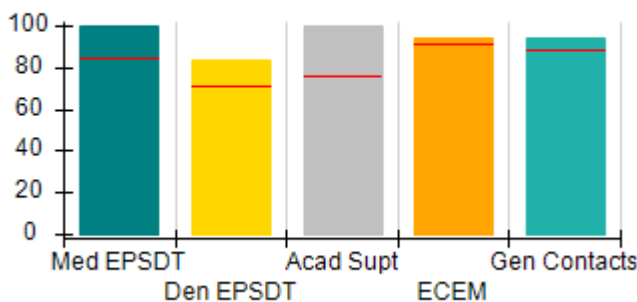
Safety Outcomes (%)



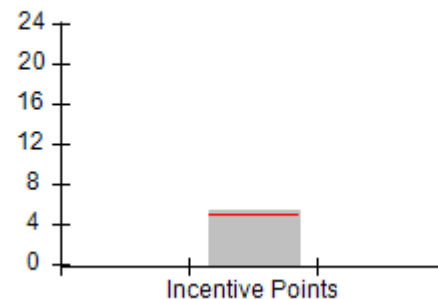
Permanency Outcomes (%)



Well-Being Outcomes (%)



Incentives Earned (Points)





DHS, DFCS, Office of Provider Management
Performance-Based Placement Measures
RBWO Provider GA+SCORECARD - CPA



Report Quarter: Q2 FY2017

Provider/Program Name: Lutheran Services of Georgia - Lutheran of Albany (731) - CPA

1508 Whispering Pines Avenue, Albany, GA 31707 Phone: 229-432-7664 Vendor ID# 35450		Quarterly Scores (Grades)		Current Quarter Score (Grade)
		Q1: 98.91 (A+)	Q2: 102.93 (A+)	102.93%
		Q3: N/A	Q4: N/A	(A+)
# New Foster Homes During Quarter: 1		# Children in Care During Quarter: 13	# Placements During Quarter: 13	# Children in Care On Last Day: 11
	Avg Performance All CPAs (%)	Provider Performance (%)*	Possible Points (Weight)	Provider Points Earned
OPM Monitoring Reviews				
Annual Comprehensive Reviews	87%	98%	25	24.58
Safety Reviews	95%	96%	15	14.45
Monitoring Sub-Total			40	39.03
CPA Safety Outcomes				
Incidence of Maltreatment	0.03%	No Substantiated Reports	10	10.00
Staff Training	82%	100%	10	10.00
Safety Sub-Total			20	20.00
CPA Permanency Outcomes				
Placement Stability	92%	100%	15	15.00
Permanency Sub-Total			15	15.00
CPA Well-Being Outcomes				
EPSDT Medical Visits	84%	100%	4	4.00
EPSDT Dental Visits	71%	83%	4	3.32
Academic Supports	76%	100%	3	3.00
Provider ECEM Visits	91%	94%	7	6.58
Provider General Contacts	88%	94%	7	6.58
Placements with Siblings	57%	0%	Not Scored	Not Scored
Placements within Legal County	14%	Not Eligible	Not Scored	Not Scored
Well-Being Sub-Total			25	23.48

*Performance calculation descriptions can be found in the FY 2017 RBWO PBP Measurements and Standards Guide.

Monitoring & Outcomes: Possible Points = 100		Points Earned: 97.51	
Score Before Incentives Credit			97.51%
Incentives Awarded			5.42 pts
PBP Verification			N/A pts
Total Score			102.93%

Provider/Program Name: Lutheran Services of Georgia - Lutheran of Albany (731) - CPA



DHS, DFCS, Office of Provider Management
Performance-Based Placement Measures
RBWO Provider GA+SCORECARD - CPA



Report Quarter: Q2 FY2017

# New Foster Homes During Quarter: 1		# Children in Care During Quarter: 13	# Placements During Quarter: 13	# Children in Care On Last Day: 11
CPA Incentive Credits	Avg Performance All CPAs (%)	Provider Performance (%)*	Possible Points (Weight)	Provider Points Earned
Early EPSDT Medical Visits		Not Eligible	2	
Early EPSDT Dental Visits		71%	2	1.42
Permanency Contacts		None Planned	5	
Additional Academic Supports		0%	2	0.00
Foster Hm Retention Rate (threshold = 90)		100%	2	2.00
Foster Hm Recruitment (threshold = 100)		0%	2	0.00
Active Agency Accreditation		50%	4	2.00
Staff Clinical Licensure		0%	5	0.00
Incentives Total	5.04		24	5.42
Maximum total combined incentive credit allowed is 10 points.			Incentives Awarded	5.42
*Performance calculation descriptions can be found in the FY 2017 RBWO PBP Measurements and Standards Guide.				

Child Protective Services Investigations and Dispositions

The following investigations data, which is not used for scoring but is considered significant to a provider's performance, is from Georgia SHINES and is not considered final or complete until the end of the fiscal year.

Total Reports:	0	
Number Screened In:	0	
Number Screened Out:	0	
Number Substantiated:	0	
Number Unsubstantiated:	3	
Number Active CPS Investigations:	-3	



DHS, DFCS, Office of Provider Management
Performance-Based Placement Measures
RBWO Provider GA+SCORECARD - CPA



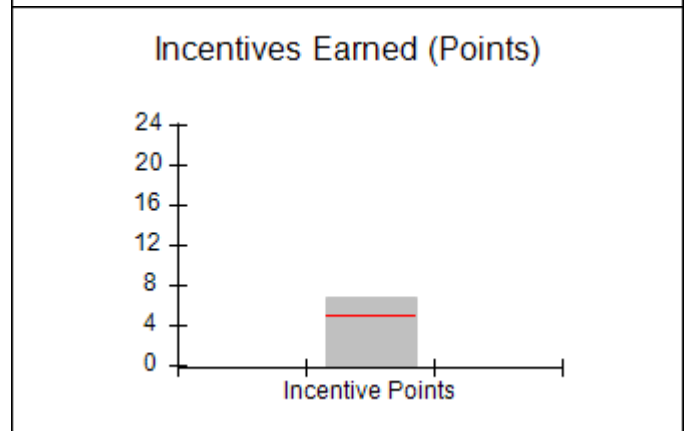
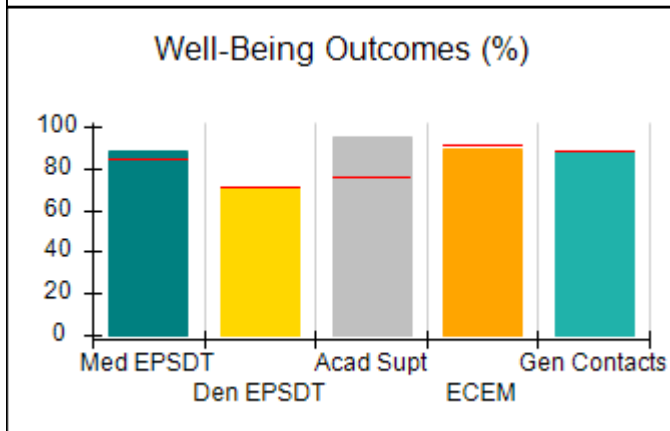
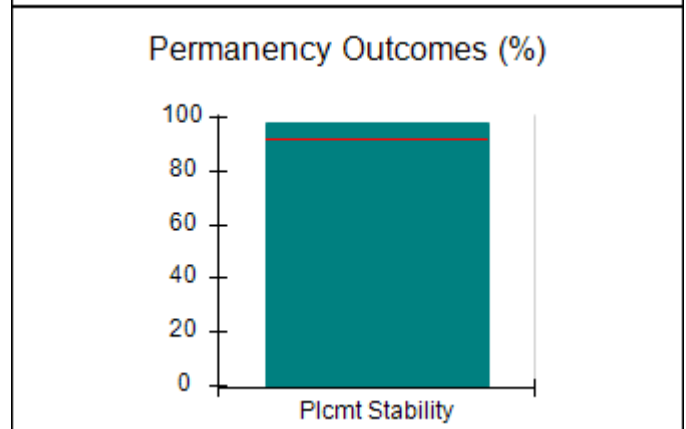
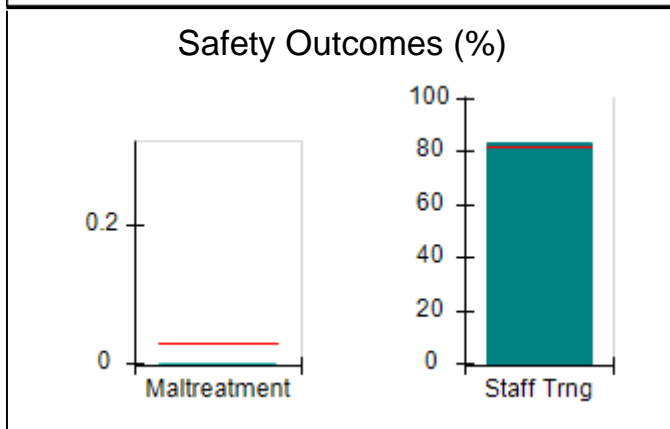
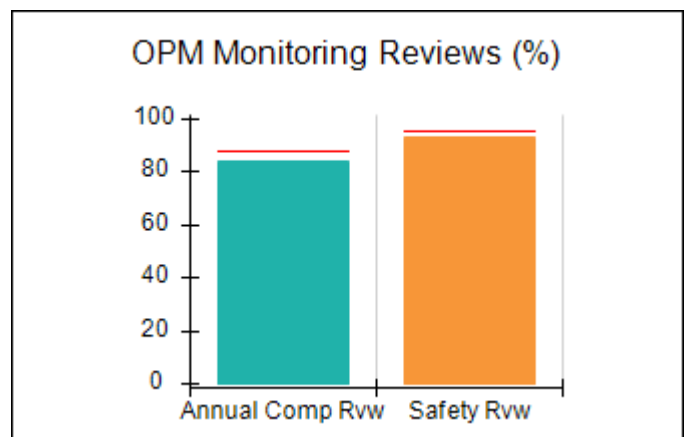
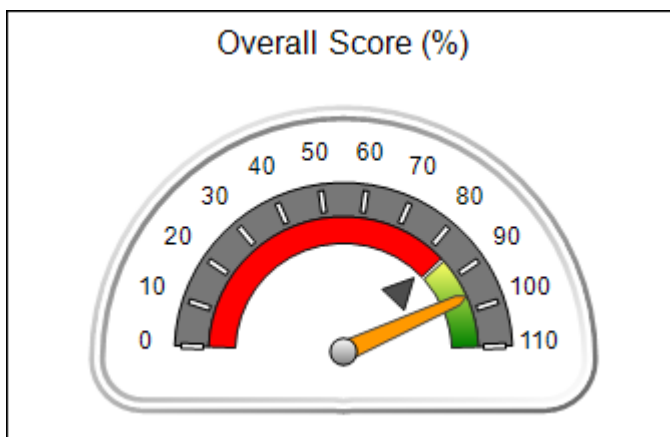
Report Quarter: Q2 FY2017

Provider/Program Name: Lutheran Services of Georgia - Lutheran of Atlanta (728) - CPA

100 Edgewood Avenue, Atlanta, GA 30303 Phone: 404-875-0201 Vendor ID# 35451	Quarterly Scores (Grades)		Current Quarter Score (Grade)
	Q1: 95.82 (A)	Q2: 96.19 (A)	96.19% (A)
	Q3: N/A	Q4: N/A	
# New Foster Homes During Quarter: 5	# Children in Care During Quarter: 45	# Placements During Quarter: 46	# Children in Care On Last Day: 39

Quarterly Provider Comparisons to All CPAs

▼ — indicates average for all CPAs





DHS, DFCS, Office of Provider Management
Performance-Based Placement Measures
RBWO Provider GA+SCORECARD - CPA



Report Quarter: Q2 FY2017

Provider/Program Name: Lutheran Services of Georgia - Lutheran of Atlanta (728) - CPA

100 Edgewood Avenue, Atlanta, GA 30303		Quarterly Scores (Grades)		Current Quarter Score (Grade)
Phone: 404-875-0201		Q1: 95.82 (A)	Q2: 96.19 (A)	96.19%
Vendor ID# 35451		Q3: N/A	Q4: N/A	(A)
# New Foster Homes During Quarter: 5		# Children in Care During Quarter: 45	# Placements During Quarter: 46	# Children in Care On Last Day: 39
	Avg Performance All CPAs (%)	Provider Performance (%)*	Possible Points (Weight)	Provider Points Earned
OPM Monitoring Reviews				
Annual Comprehensive Reviews	87%	84%	25	20.90
Safety Reviews	95%	93%	15	13.95
Monitoring Sub-Total			40	34.85
CPA Safety Outcomes				
Incidence of Maltreatment	0.03%	No Substantiated Reports	10	10.00
Staff Training	82%	83%	10	8.30
Safety Sub-Total			20	18.30
CPA Permanency Outcomes				
Placement Stability	92%	98%	15	14.70
Permanency Sub-Total			15	14.70
CPA Well-Being Outcomes				
EPSDT Medical Visits	84%	88%	4	3.52
EPSDT Dental Visits	71%	71%	4	2.84
Academic Supports	76%	95%	3	2.85
Provider ECEM Visits	91%	89%	7	6.23
Provider General Contacts	88%	88%	7	6.16
Placements with Siblings	57%	59%	Not Scored	Not Scored
Placements within Legal County	14%	14%	Not Scored	Not Scored
Well-Being Sub-Total			25	21.60

*Performance calculation descriptions can be found in the FY 2017 RBWO PBP Measurements and Standards Guide.

Monitoring & Outcomes: Possible Points = 100		Points Earned: 89.45	
Score Before Incentives Credit			89.45%
Incentives Awarded			6.74 pts
PBP Verification			N/A pts
Total Score			96.19%

Provider/Program Name: Lutheran Services of Georgia - Lutheran of Atlanta (728) - CPA



DHS, DFCS, Office of Provider Management
Performance-Based Placement Measures
RBWO Provider GA+SCORECARD - CPA



Report Quarter: Q2 FY2017

# New Foster Homes During Quarter: 5		# Children in Care During Quarter: 45	# Placements During Quarter: 46	# Children in Care On Last Day: 39
CPA Incentive Credits	Avg Performance All CPAs (%)	Provider Performance (%)*	Possible Points (Weight)	Provider Points Earned
Early EPSDT Medical Visits		67%	2	1.34
Early EPSDT Dental Visits		70%	2	1.40
Permanency Contacts		0%	5	0.00
Additional Academic Supports		0%	2	0.00
Foster Hm Retention Rate (threshold = 90)		85%	2	0.00
Foster Hm Recruitment (threshold = 100)		125%	2	2.00
Active Agency Accreditation		50%	4	2.00
Staff Clinical Licensure		0%	5	0.00
Incentives Total	5.04		24	6.74
Maximum total combined incentive credit allowed is 10 points.			Incentives Awarded	6.74
*Performance calculation descriptions can be found in the FY 2017 RBWO PBP Measurements and Standards Guide.				

Child Protective Services Investigations and Dispositions

The following investigations data, which is not used for scoring but is considered significant to a provider's performance, is from Georgia SHINES and is not considered final or complete until the end of the fiscal year.

Total Reports:	1	
Number Screened In:	0	
Number Screened Out:	1	
Number Substantiated:	0	
Number Unsubstantiated:	0	
Number Active CPS Investigations:	0	



DHS, DFCS, Office of Provider Management
Performance-Based Placement Measures
RBWO Provider GA+SCORECARD - CPA



Report Quarter: Q2 FY2017

Provider/Program Name: Lutheran Services of Georgia - Lutheran of Rome (4381) - CPA

336 Broad Street, Rome, GA 30161

Phone: 706-512-6936

Vendor ID# 62037

Quarterly Scores (Grades)

Q1: 98.64 (A+)

Q2: 101.87 (A+)

Q3: N/A

Q4: N/A

Current Quarter Score (Grade)

**101.87%
(A+)**

New Foster Homes During Quarter: 0

Children in Care During Quarter: 28

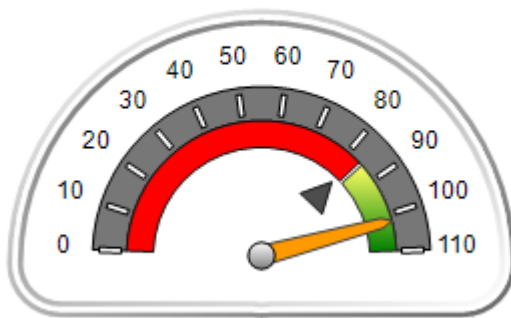
Placements During Quarter: 28

Children in Care On Last Day: 25

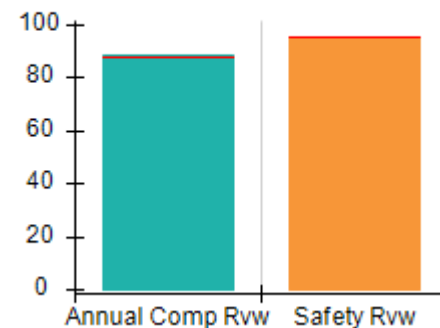
Quarterly Provider Comparisons to All CPAs

▼ — indicates average for all CPAs

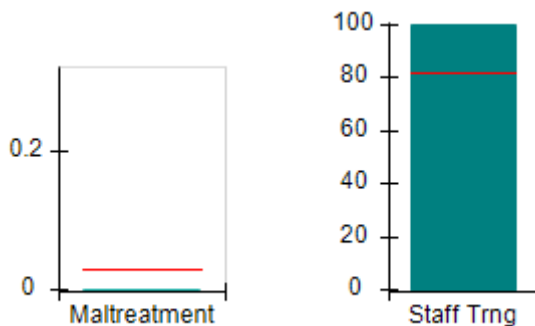
Overall Score (%)



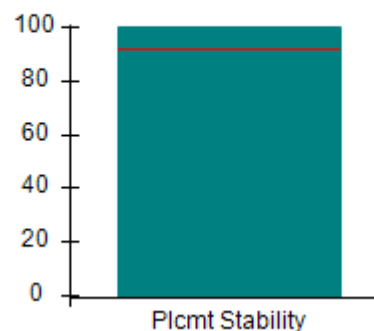
OPM Monitoring Reviews (%)



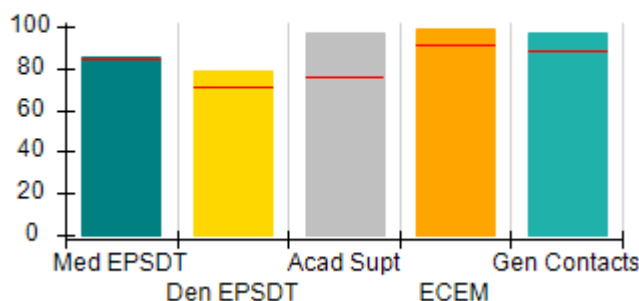
Safety Outcomes (%)



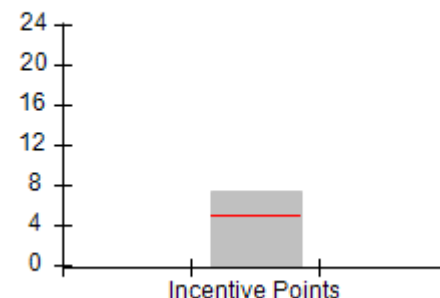
Permanency Outcomes (%)



Well-Being Outcomes (%)



Incentives Earned (Points)





DHS, DFCS, Office of Provider Management
Performance-Based Placement Measures
RBWO Provider GA+SCORECARD - CPA



Report Quarter: Q2 FY2017

Provider/Program Name: Lutheran Services of Georgia - Lutheran of Rome (4381) - CPA

336 Broad Street, Rome, GA 30161		Quarterly Scores (Grades)		Current Quarter Score (Grade)
Phone: 706-512-6936		Q1: 98.64 (A+)	Q2: 101.87 (A+)	101.87%
Vendor ID# 62037		Q3: N/A	Q4: N/A	(A+)
# New Foster Homes During Quarter: 0		# Children in Care During Quarter: 28	# Placements During Quarter: 28	# Children in Care On Last Day: 25
	Avg Performance All CPAs (%)	Provider Performance (%)*	Possible Points (Weight)	Provider Points Earned
OPM Monitoring Reviews				
Annual Comprehensive Reviews	87%	88%	25	22.01
Safety Reviews	95%	95%	15	14.31
Monitoring Sub-Total			40	36.32
CPA Safety Outcomes				
Incidence of Maltreatment	0.03%	No Substantiated Reports	10	10.00
Staff Training	82%	100%	10	10.00
Safety Sub-Total			20	20.00
CPA Permanency Outcomes				
Placement Stability	92%	100%	15	15.00
Permanency Sub-Total			15	15.00
CPA Well-Being Outcomes				
EPSDT Medical Visits	84%	85%	4	3.40
EPSDT Dental Visits	71%	79%	4	3.16
Academic Supports	76%	97%	3	2.91
Provider ECEM Visits	91%	99%	7	6.93
Provider General Contacts	88%	97%	7	6.79
Placements with Siblings	57%	67%	Not Scored	Not Scored
Placements within Legal County	14%	0%	Not Scored	Not Scored
Well-Being Sub-Total			25	23.19

*Performance calculation descriptions can be found in the FY 2017 RBWO PBP Measurements and Standards Guide.

Monitoring & Outcomes: Possible Points = 100		Points Earned: 94.51	
Score Before Incentives Credit			94.51%
Incentives Awarded			7.36 pts
PBP Verification			N/A pts
Total Score			101.87%

Provider/Program Name: Lutheran Services of Georgia - Lutheran of Rome (4381) - CPA



DHS, DFCS, Office of Provider Management
Performance-Based Placement Measures
RBWO Provider GA+SCORECARD - CPA



Report Quarter: Q2 FY2017

# New Foster Homes During Quarter: 0		# Children in Care During Quarter: 28	# Placements During Quarter: 28	# Children in Care On Last Day: 25
CPA Incentive Credits	Avg Performance All CPAs (%)	Provider Performance (%)*	Possible Points (Weight)	Provider Points Earned
Early EPSDT Medical Visits		0%	2	0.00
Early EPSDT Dental Visits		0%	2	0.00
Permanency Contacts		100%	5	5.00
Additional Academic Supports		18%	2	0.36
Foster Hm Retention Rate (threshold = 90)		80%	2	0.00
Foster Hm Recruitment (threshold = 100)		0%	2	0.00
Active Agency Accreditation		50%	4	2.00
Staff Clinical Licensure		0%	5	0.00
Incentives Total	5.04		24	7.36
Maximum total combined incentive credit allowed is 10 points.			Incentives Awarded	7.36
*Performance calculation descriptions can be found in the FY 2017 RBWO PBP Measurements and Standards Guide.				

Child Protective Services Investigations and Dispositions

The following investigations data, which is not used for scoring but is considered significant to a provider's performance, is from Georgia SHINES and is not considered final or complete until the end of the fiscal year.

Total Reports:	0	
Number Screened In:	0	
Number Screened Out:	0	
Number Substantiated:	0	
Number Unsubstantiated:	0	
Number Active CPS Investigations:	0	



DHS, DFCS, Office of Provider Management
Performance-Based Placement Measures
RBWO Provider GA+SCORECARD - CPA



Report Quarter: Q2 FY2017

Provider/Program Name: Lutheran Services of Georgia - Lutheran of Savannah (730) - CPA

6555 Abercorn St., Savannah, GA 31406

Phone: 912-353-8875

Vendor ID# 35452

Quarterly Scores (Grades)

Current Quarter Score (Grade)

Q1: 95.83 (A)

Q2: 91.69 (A-)

91.69%

Q3: N/A

Q4: N/A

(A-)

New Foster Homes During Quarter: 0

Children in Care During Quarter: 25

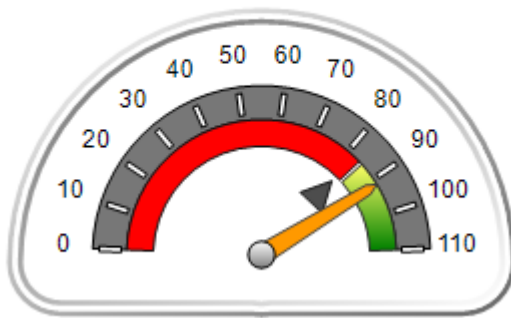
Placements During Quarter: 26

Children in Care On Last Day: 21

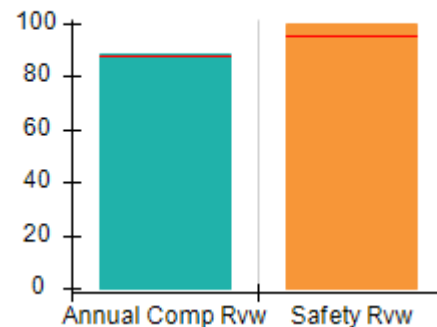
Quarterly Provider Comparisons to All CPAs

▼ — indicates average for all CPAs

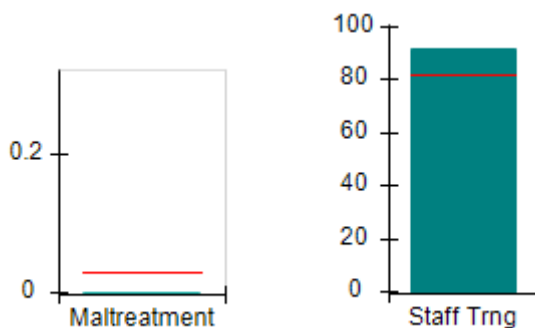
Overall Score (%)



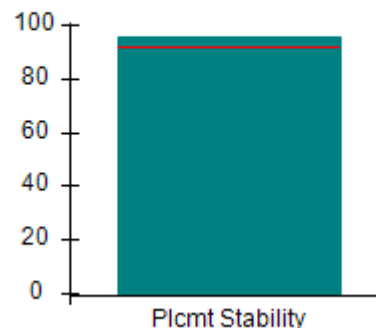
OPM Monitoring Reviews (%)



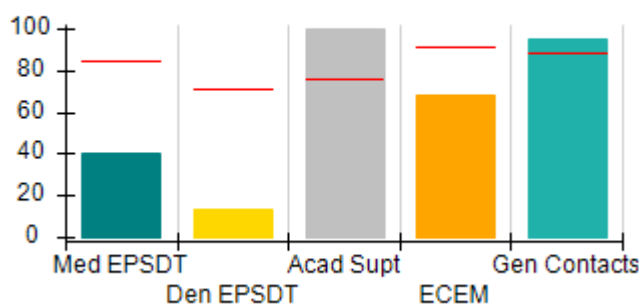
Safety Outcomes (%)



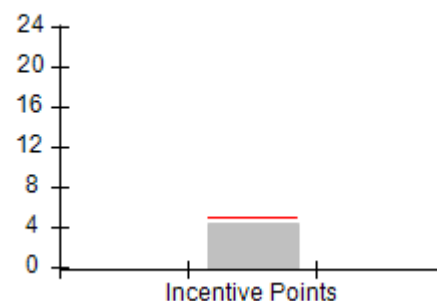
Permanency Outcomes (%)



Well-Being Outcomes (%)



Incentives Earned (Points)





DHS, DFCS, Office of Provider Management
Performance-Based Placement Measures
RBWO Provider GA+SCORECARD - CPA



Report Quarter: Q2 FY2017

Provider/Program Name: Lutheran Services of Georgia - Lutheran of Savannah (730) - CPA

6555 Abercorn St., Savannah, GA 31406 Phone: 912-353-8875 Vendor ID# 35452		Quarterly Scores (Grades)		Current Quarter Score (Grade)
		Q1: 95.83 (A)	Q2: 91.69 (A-)	91.69% (A-)
		Q3: N/A	Q4: N/A	
# New Foster Homes During Quarter: 0		# Children in Care During Quarter: 25	# Placements During Quarter: 26	# Children in Care On Last Day: 21
	Avg Performance All CPAs (%)	Provider Performance (%)*	Possible Points (Weight)	Provider Points Earned
OPM Monitoring Reviews				
Annual Comprehensive Reviews	87%	89%	25	22.17
Safety Reviews	95%	100%	15	14.93
Monitoring Sub-Total			40	37.10
CPA Safety Outcomes				
Incidence of Maltreatment	0.03%	No Substantiated Reports	10	10.00
Staff Training	82%	92%	10	9.20
Safety Sub-Total			20	19.20
CPA Permanency Outcomes				
Placement Stability	92%	96%	15	14.40
Permanency Sub-Total			15	14.40
CPA Well-Being Outcomes				
EPSDT Medical Visits	84%	40%	4	1.60
EPSDT Dental Visits	71%	14%	4	0.56
Academic Supports	76%	100%	3	3.00
Provider ECEM Visits	91%	68%	7	4.76
Provider General Contacts	88%	95%	7	6.65
Placements with Siblings	57%	92%	Not Scored	Not Scored
Placements within Legal County	14%	67%	Not Scored	Not Scored
Well-Being Sub-Total			25	16.57

*Performance calculation descriptions can be found in the FY 2017 RBWO PBP Measurements and Standards Guide.

Monitoring & Outcomes: Possible Points = 100	Points Earned: 87.27
Score Before Incentives Credit	87.27%
Incentives Awarded	4.42 pts
PBP Verification	N/A pts
Total Score	91.69%



DHS, DFCS, Office of Provider Management
Performance-Based Placement Measures
RBWO Provider GA+SCORECARD - CPA



Report Quarter: Q2 FY2017

Provider/Program Name: Lutheran Services of Georgia - Lutheran of Savannah (730) - CPA

# New Foster Homes During Quarter: 0		# Children in Care During Quarter: 25	# Placements During Quarter: 26	# Children in Care On Last Day: 21
CPA Incentive Credits	Avg Performance All CPAs (%)	Provider Performance (%)*	Possible Points (Weight)	Provider Points Earned
Early EPSDT Medical Visits		21%	2	0.42
Early EPSDT Dental Visits		0%	2	0.00
Permanency Contacts		None Planned	5	
Additional Academic Supports		0%	2	0.00
Foster Hm Retention Rate (threshold = 90)		91%	2	2.00
Foster Hm Recruitment (threshold = 100)		0%	2	0.00
Active Agency Accreditation		50%	4	2.00
Staff Clinical Licensure		0%	5	0.00
Incentives Total	5.04		24	4.42
Maximum total combined incentive credit allowed is 10 points.			Incentives Awarded	4.42

*Performance calculation descriptions can be found in the FY 2017 RBWO PBP Measurements and Standards Guide.

Child Protective Services Investigations and Dispositions

The following investigations data, which is not used for scoring but is considered significant to a provider's performance, is from Georgia SHINES and is not considered final or complete until the end of the fiscal year.

Total Reports:	0
Number Screened In:	0
Number Screened Out:	0
Number Substantiated:	0
Number Unsubstantiated:	0
Number Active CPS Investigations:	0



DHS, DFCS, Office of Provider Management
Performance-Based Placement Measures
RBWO Provider GA+SCORECARD - CPA



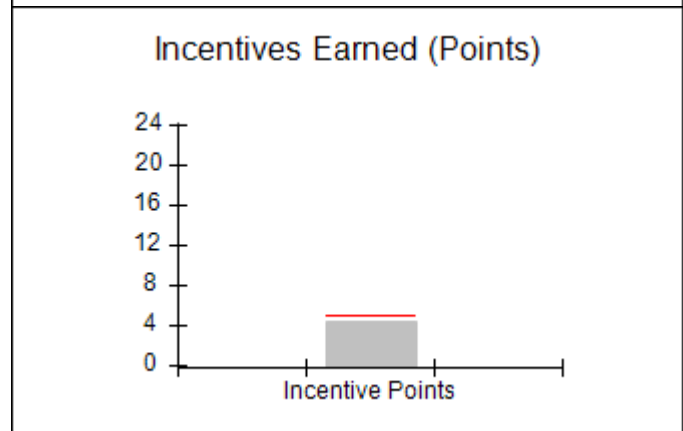
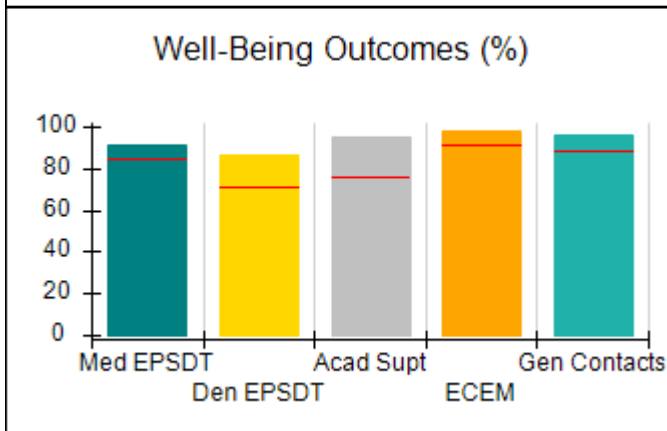
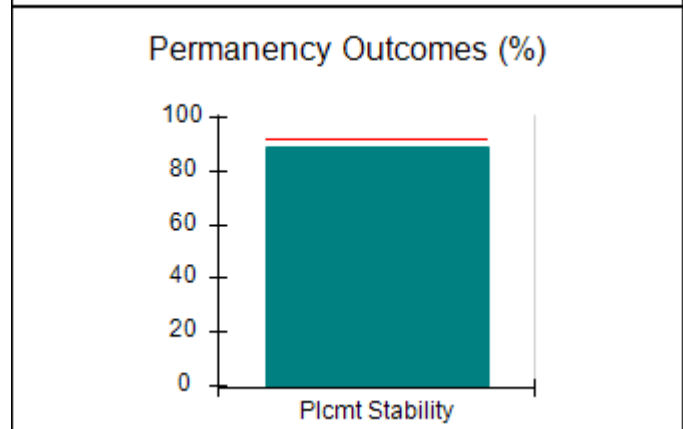
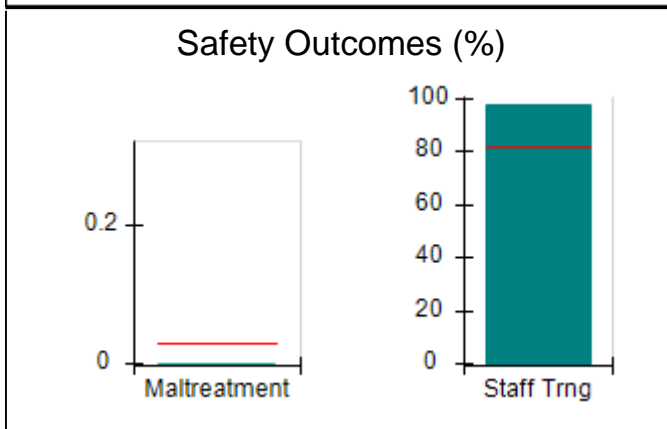
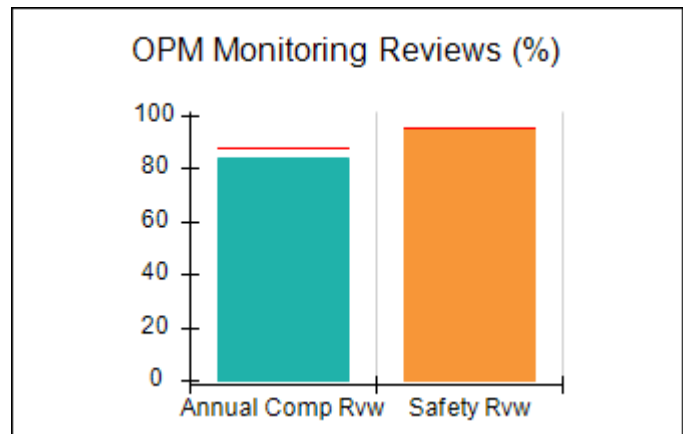
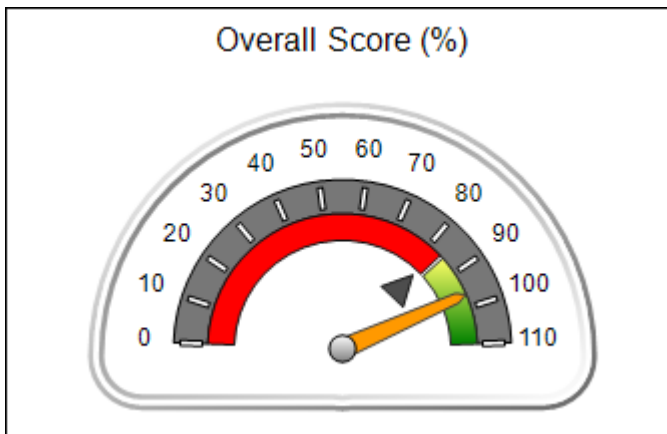
Report Quarter: Q2 FY2017

Provider/Program Name: Mentor Network - Mentor Albany (733) - CPA

2200 Watergate Court, Albany, GA 31707 Phone: 229-435-6601 Vendor ID# 35498	Quarterly Scores (Grades)		Current Quarter Score (Grade)
	Q1: 100.64 (A+)	Q2: 96.40 (A)	96.40% (A)
	Q3: N/A	Q4: N/A	
# New Foster Homes During Quarter: 1	# Children in Care During Quarter: 94	# Placements During Quarter: 97	# Children in Care On Last Day: 83

Quarterly Provider Comparisons to All CPAs

▼ — indicates average for all CPAs





DHS, DFCS, Office of Provider Management
Performance-Based Placement Measures
RBWO Provider GA+SCORECARD - CPA



Report Quarter: Q2 FY2017

Provider/Program Name: Mentor Network - Mentor Albany (733) - CPA

2200 Watergate Court, Albany, GA 31707 Phone: 229-435-6601 Vendor ID# 35498		Quarterly Scores (Grades)		Current Quarter Score (Grade)
		Q1: 100.64 (A+)	Q2: 96.40 (A)	96.40%
		Q3: N/A	Q4: N/A	(A)
# New Foster Homes During Quarter: 1		# Children in Care During Quarter: 94	# Placements During Quarter: 97	# Children in Care On Last Day: 83
	Avg Performance All CPAs (%)	Provider Performance (%)*	Possible Points (Weight)	Provider Points Earned
OPM Monitoring Reviews				
Annual Comprehensive Reviews	87%	84%	25	21.02
Safety Reviews	95%	96%	15	14.33
Monitoring Sub-Total			40	35.34
CPA Safety Outcomes				
Incidence of Maltreatment	0.03%	No Substantiated Reports	10	10.00
Staff Training	82%	98%	10	9.80
Safety Sub-Total			20	19.80
CPA Permanency Outcomes				
Placement Stability	92%	89%	15	13.35
Permanency Sub-Total			15	13.35
CPA Well-Being Outcomes				
EPSDT Medical Visits	84%	91%	4	3.64
EPSDT Dental Visits	71%	86%	4	3.44
Academic Supports	76%	95%	3	2.85
Provider ECEM Visits	91%	98%	7	6.86
Provider General Contacts	88%	96%	7	6.72
Placements with Siblings	57%	44%	Not Scored	Not Scored
Placements within Legal County	14%	12%	Not Scored	Not Scored
Well-Being Sub-Total			25	23.51

*Performance calculation descriptions can be found in the FY 2017 RBWO PBP Measurements and Standards Guide.

Monitoring & Outcomes: Possible Points = 100		Points Earned: 92.00	
Score Before Incentives Credit			92.00%
Incentives Awarded			4.40 pts
PBP Verification			N/A pts
Total Score			96.40%

Provider/Program Name: Mentor Network - Mentor Albany (733) - CPA



DHS, DFCS, Office of Provider Management
Performance-Based Placement Measures
RBWO Provider GA+SCORECARD - CPA



Report Quarter: Q2 FY2017

# New Foster Homes During Quarter: 1		# Children in Care During Quarter: 94	# Placements During Quarter: 97	# Children in Care On Last Day: 83
CPA Incentive Credits	Avg Performance All CPAs (%)	Provider Performance (%)*	Possible Points (Weight)	Provider Points Earned
Early EPSDT Medical Visits		58%	2	1.16
Early EPSDT Dental Visits		62%	2	1.24
Permanency Contacts		None Planned	5	
Additional Academic Supports		0%	2	0.00
Foster Hm Retention Rate (threshold = 90)		74%	2	0.00
Foster Hm Recruitment (threshold = 100)		25%	2	0.00
Active Agency Accreditation		50%	4	2.00
Staff Clinical Licensure		0%	5	0.00
Incentives Total	5.04		24	4.40
Maximum total combined incentive credit allowed is 10 points.			Incentives Awarded	4.40
*Performance calculation descriptions can be found in the FY 2017 RBWO PBP Measurements and Standards Guide.				

Child Protective Services Investigations and Dispositions

The following investigations data, which is not used for scoring but is considered significant to a provider's performance, is from Georgia SHINES and is not considered final or complete until the end of the fiscal year.

Total Reports:	1	
Number Screened In:	1	
Number Screened Out:	0	
Number Substantiated:	0	
Number Unsubstantiated:	1	
Number Active CPS Investigations:	0	



DHS, DFCS, Office of Provider Management
Performance-Based Placement Measures
RBWO Provider GA+SCORECARD - CPA



Report Quarter: Q2 FY2017

Provider/Program Name: Mentor Network - Mentor Athens (734) - CPA

185 Ben Burton Circle, Bogart, GA 30622

Phone: 706 425-1814

Vendor ID# 35497

Quarterly Scores (Grades)

Q1: 98.72 (A+)

Q2: 102.78 (A+)

Q3: N/A

Q4: N/A

Current Quarter Score (Grade)

**102.78%
(A+)**

New Foster Homes During Quarter: 1

Children in Care During Quarter: 31

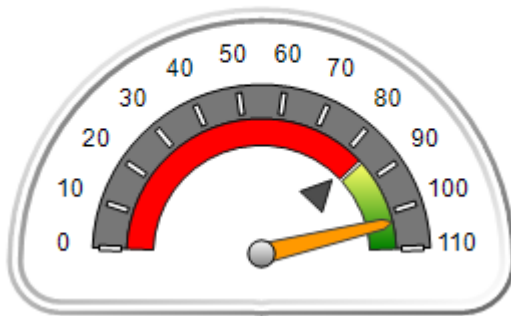
Placements During Quarter: 31

Children in Care On Last Day: 22

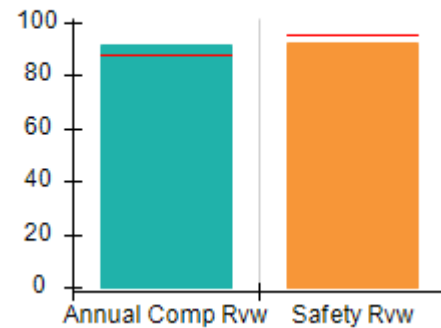
Quarterly Provider Comparisons to All CPAs

▼ — indicates average for all CPAs

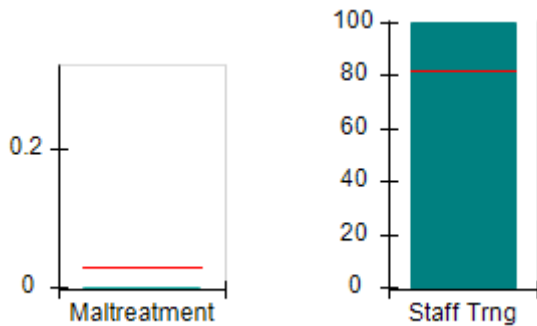
Overall Score (%)



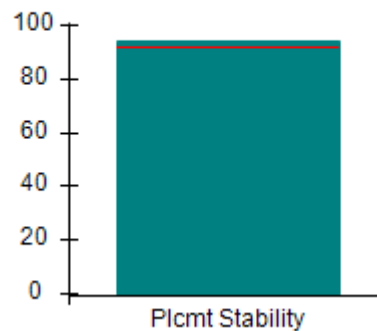
OPM Monitoring Reviews (%)



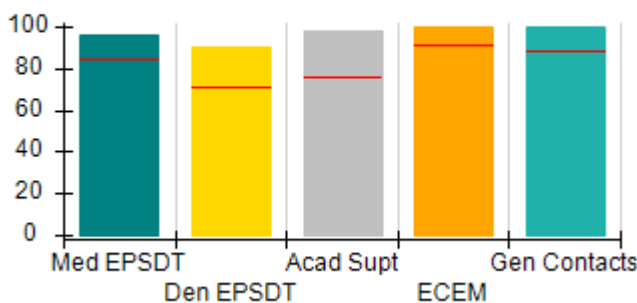
Safety Outcomes (%)



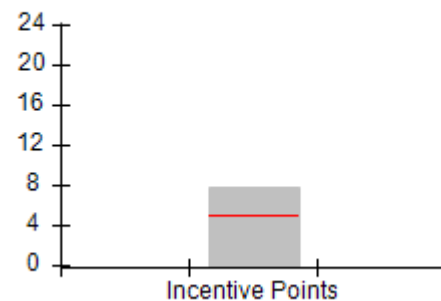
Permanency Outcomes (%)



Well-Being Outcomes (%)



Incentives Earned (Points)





DHS, DFCS, Office of Provider Management
Performance-Based Placement Measures
RBWO Provider GA+SCORECARD - CPA



Report Quarter: Q2 FY2017

Provider/Program Name: Mentor Network - Mentor Athens (734) - CPA

185 Ben Burton Circle, Bogart, GA 30622 Phone: 706 425-1814 Vendor ID# 35497		Quarterly Scores (Grades)		Current Quarter Score (Grade)
		Q1: 98.72 (A+)	Q2: 102.78 (A+)	102.78%
		Q3: N/A	Q4: N/A	(A+)
# New Foster Homes During Quarter: 1		# Children in Care During Quarter: 31	# Placements During Quarter: 31	# Children in Care On Last Day: 22
	Avg Performance All CPAs (%)	Provider Performance (%)*	Possible Points (Weight)	Provider Points Earned
OPM Monitoring Reviews				
Annual Comprehensive Reviews	87%	91%	25	22.81
Safety Reviews	95%	92%	15	13.79
Monitoring Sub-Total			40	36.60
CPA Safety Outcomes				
Incidence of Maltreatment	0.03%	No Substantiated Reports	10	10.00
Staff Training	82%	100%	10	10.00
Safety Sub-Total			20	20.00
CPA Permanency Outcomes				
Placement Stability	92%	94%	15	14.10
Permanency Sub-Total			15	14.10
CPA Well-Being Outcomes				
EPSDT Medical Visits	84%	96%	4	3.84
EPSDT Dental Visits	71%	90%	4	3.60
Academic Supports	76%	98%	3	2.94
Provider ECEM Visits	91%	100%	7	7.00
Provider General Contacts	88%	100%	7	7.00
Placements with Siblings	57%	40%	Not Scored	Not Scored
Placements within Legal County	14%	0%	Not Scored	Not Scored
Well-Being Sub-Total			25	24.38

*Performance calculation descriptions can be found in the FY 2017 RBWO PBP Measurements and Standards Guide.

Monitoring & Outcomes: Possible Points = 100		Points Earned: 95.08	
Score Before Incentives Credit			95.08%
Incentives Awarded			7.70 pts
PBP Verification			N/A pts
Total Score			102.78%

Provider/Program Name: Mentor Network - Mentor Athens (734) - CPA



DHS, DFCS, Office of Provider Management
Performance-Based Placement Measures
RBWO Provider GA+SCORECARD - CPA



Report Quarter: Q2 FY2017

# New Foster Homes During Quarter: 1		# Children in Care During Quarter: 31	# Placements During Quarter: 31	# Children in Care On Last Day: 22
CPA Incentive Credits	Avg Performance All CPAs (%)	Provider Performance (%)*	Possible Points (Weight)	Provider Points Earned
Early EPSDT Medical Visits		75%	2	1.50
Early EPSDT Dental Visits		57%	2	1.14
Permanency Contacts		None Planned	5	
Additional Academic Supports		28%	2	0.56
Foster Hm Retention Rate (threshold = 90)		90%	2	2.00
Foster Hm Recruitment (threshold = 100)		50%	2	0.00
Active Agency Accreditation		50%	4	2.00
Staff Clinical Licensure		10%	5	0.50
Incentives Total	5.04		24	7.70
Maximum total combined incentive credit allowed is 10 points.			Incentives Awarded	7.70
*Performance calculation descriptions can be found in the FY 2017 RBWO PBP Measurements and Standards Guide.				

Child Protective Services Investigations and Dispositions

The following investigations data, which is not used for scoring but is considered significant to a provider's performance, is from Georgia SHINES and is not considered final or complete until the end of the fiscal year.

Total Reports:	0	
Number Screened In:	0	
Number Screened Out:	0	
Number Substantiated:	0	
Number Unsubstantiated:	0	
Number Active CPS Investigations:	0	



DHS, DFCS, Office of Provider Management
Performance-Based Placement Measures
RBWO Provider GA+SCORECARD - CPA



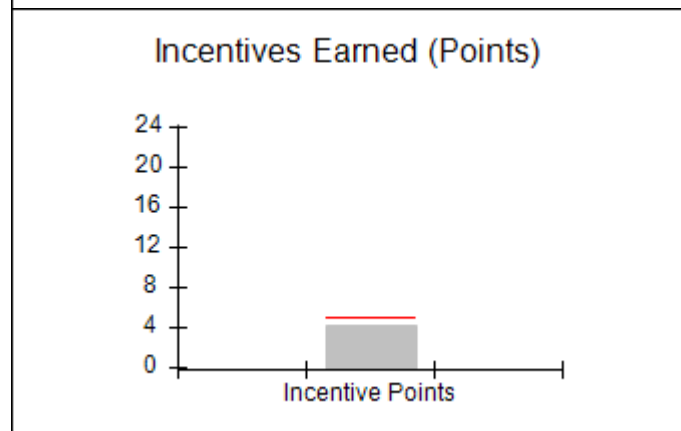
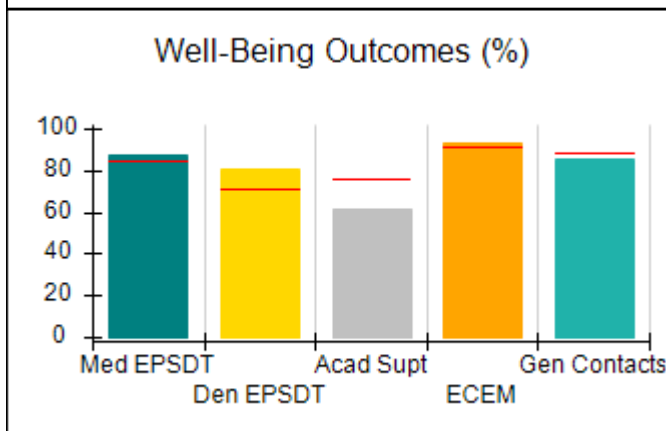
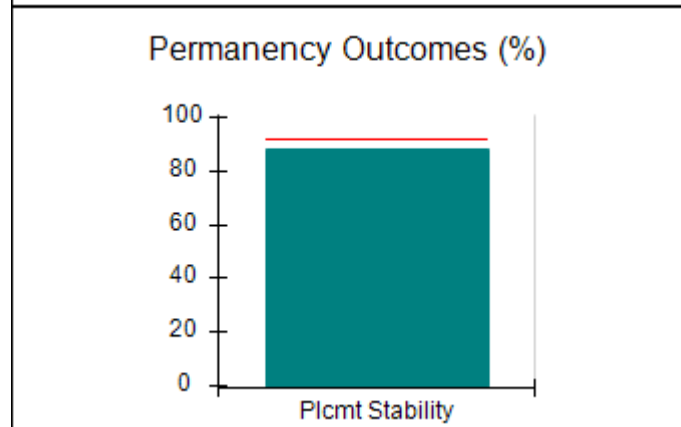
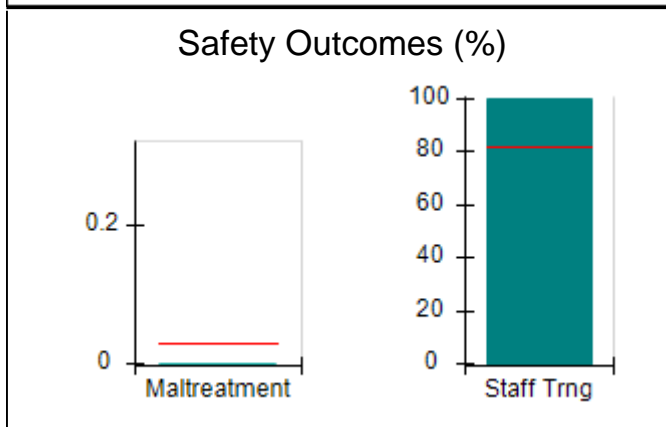
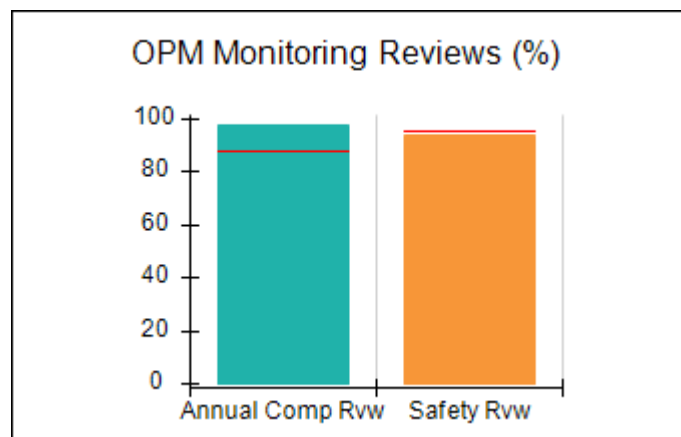
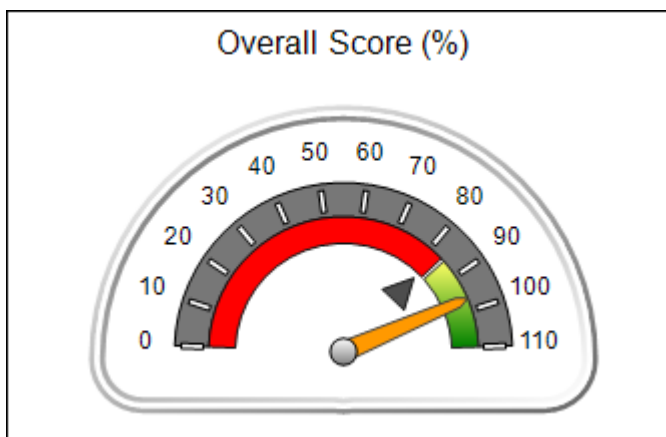
Report Quarter: Q2 FY2017

Provider/Program Name: Mentor Network - Mentor Atlanta (736) - CPA

2302 Parklake Drive, Atlanta, GA 30345 Phone: 470-362-7260 Vendor ID# 35493	Quarterly Scores (Grades)		Current Quarter Score (Grade)
	Q1: 98.52 (A+)	Q2: 96.79 (A)	96.79% (A)
	Q3: N/A	Q4: N/A	
# New Foster Homes During Quarter: 1	# Children in Care During Quarter: 73	# Placements During Quarter: 80	# Children in Care On Last Day: 67

Quarterly Provider Comparisons to All CPAs

▼ — indicates average for all CPAs





DHS, DFCS, Office of Provider Management
Performance-Based Placement Measures
RBWO Provider GA+SCORECARD - CPA



Report Quarter: Q2 FY2017

Provider/Program Name: Mentor Network - Mentor Atlanta (736) - CPA

2302 Parklake Drive, Atlanta, GA 30345 Phone: 470-362-7260 Vendor ID# 35493		Quarterly Scores (Grades)		Current Quarter Score (Grade)
		Q1: 98.52 (A+)	Q2: 96.79 (A)	96.79%
		Q3: N/A	Q4: N/A	(A)
# New Foster Homes During Quarter: 1		# Children in Care During Quarter: 73	# Placements During Quarter: 80	# Children in Care On Last Day: 67
	Avg Performance All CPAs (%)	Provider Performance (%)*	Possible Points (Weight)	Provider Points Earned
OPM Monitoring Reviews				
Annual Comprehensive Reviews	87%	97%	25	24.36
Safety Reviews	95%	94%	15	14.04
Monitoring Sub-Total			40	38.40
CPA Safety Outcomes				
Incidence of Maltreatment	0.03%	No Substantiated Reports	10	10.00
Staff Training	82%	100%	10	10.00
Safety Sub-Total			20	20.00
CPA Permanency Outcomes				
Placement Stability	92%	88%	15	13.20
Permanency Sub-Total			15	13.20
CPA Well-Being Outcomes				
EPSDT Medical Visits	84%	87%	4	3.48
EPSDT Dental Visits	71%	81%	4	3.24
Academic Supports	76%	61%	3	1.83
Provider ECEM Visits	91%	93%	7	6.51
Provider General Contacts	88%	85%	7	5.95
Placements with Siblings	57%	69%	Not Scored	Not Scored
Placements within Legal County	14%	0%	Not Scored	Not Scored
Well-Being Sub-Total			25	21.01

*Performance calculation descriptions can be found in the FY 2017 RBWO PBP Measurements and Standards Guide.

Monitoring & Outcomes: Possible Points = 100		Points Earned: 92.61	
Score Before Incentives Credit			92.61%
Incentives Awarded			4.18 pts
PBP Verification			N/A pts
Total Score			96.79%

Provider/Program Name: Mentor Network - Mentor Atlanta (736) - CPA



DHS, DFCS, Office of Provider Management
Performance-Based Placement Measures
RBWO Provider GA+SCORECARD - CPA



Report Quarter: Q2 FY2017

# New Foster Homes During Quarter: 1		# Children in Care During Quarter: 73	# Placements During Quarter: 80	# Children in Care On Last Day: 67
CPA Incentive Credits	Avg Performance All CPAs (%)	Provider Performance (%)*	Possible Points (Weight)	Provider Points Earned
Early EPSDT Medical Visits		50%	2	1.00
Early EPSDT Dental Visits		59%	2	1.18
Permanency Contacts		0%	5	0.00
Additional Academic Supports		0%	2	0.00
Foster Hm Retention Rate (threshold = 90)		64%	2	0.00
Foster Hm Recruitment (threshold = 100)		25%	2	0.00
Active Agency Accreditation		50%	4	2.00
Staff Clinical Licensure		0%	5	0.00
Incentives Total	5.04		24	4.18
Maximum total combined incentive credit allowed is 10 points.			Incentives Awarded	4.18
*Performance calculation descriptions can be found in the FY 2017 RBWO PBP Measurements and Standards Guide.				

Child Protective Services Investigations and Dispositions

The following investigations data, which is not used for scoring but is considered significant to a provider's performance, is from Georgia SHINES and is not considered final or complete until the end of the fiscal year.

Total Reports:	5	
Number Screened In:	3	
Number Screened Out:	2	
Number Substantiated:	0	
Number Unsubstantiated:	3	
Number Active CPS Investigations:	0	



DHS, DFCS, Office of Provider Management
Performance-Based Placement Measures
RBWO Provider GA+SCORECARD - CPA



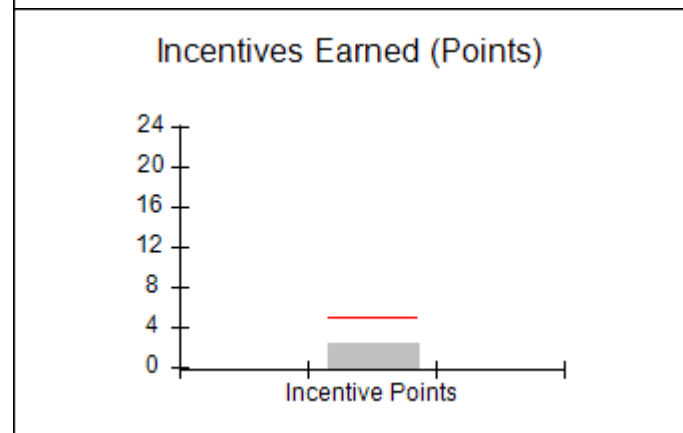
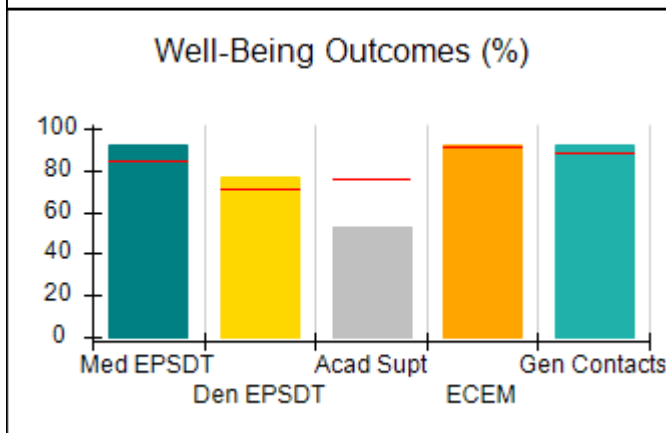
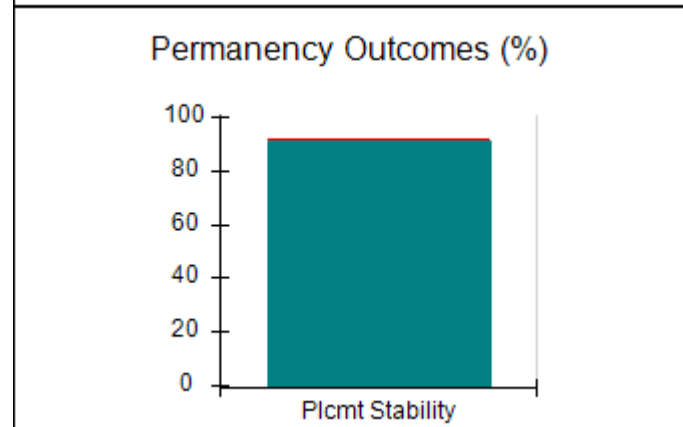
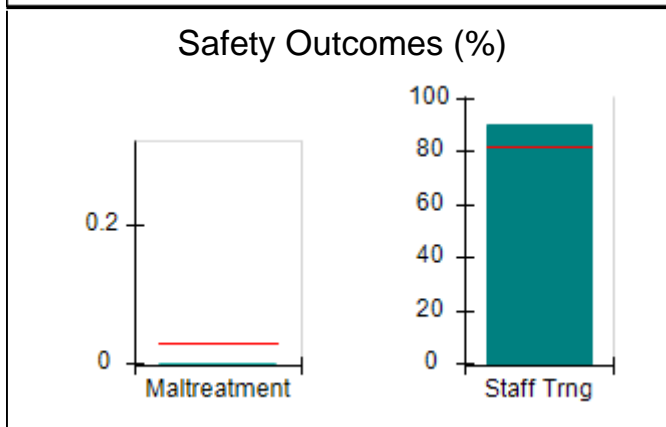
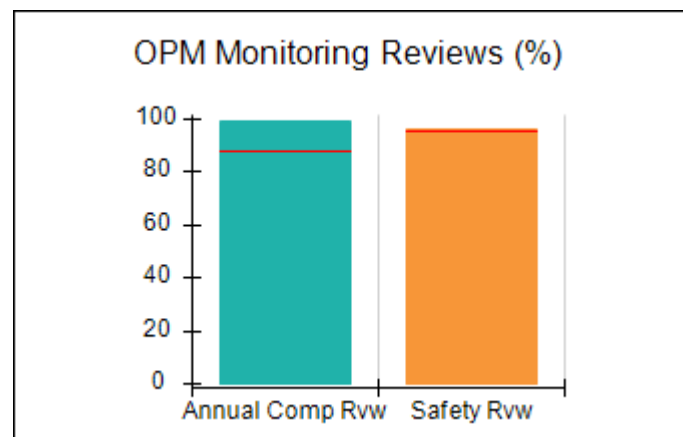
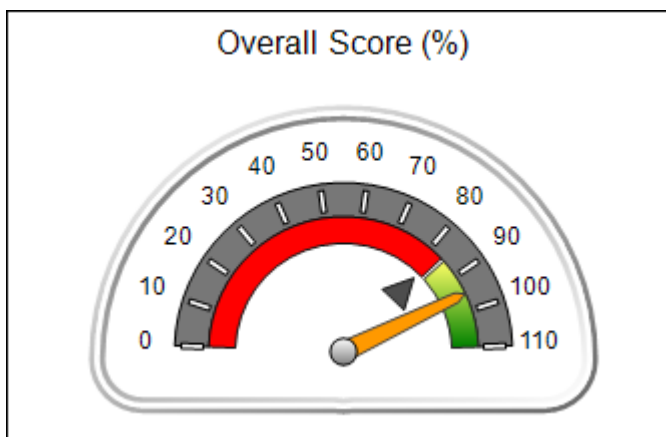
Report Quarter: Q2 FY2017

Provider/Program Name: Mentor Network - Mentor Augusta (737) - CPA

4210 Columbia Rd., Martinez, GA 30907 Phone: 706-868-5268 Vendor ID# 35495	Quarterly Scores (Grades)		Current Quarter Score (Grade)
	Q1: 98.94 (A+)	Q2: 95.32 (A)	95.32% (A)
	Q3: N/A	Q4: N/A	
# New Foster Homes During Quarter: 2	# Children in Care During Quarter: 43	# Placements During Quarter: 47	# Children in Care On Last Day: 40

Quarterly Provider Comparisons to All CPAs

▼ — indicates average for all CPAs





DHS, DFCS, Office of Provider Management
Performance-Based Placement Measures
RBWO Provider GA+SCORECARD - CPA



Report Quarter: Q2 FY2017

Provider/Program Name: Mentor Network - Mentor Augusta (737) - CPA

4210 Columbia Rd., Martinez, GA 30907		Quarterly Scores (Grades)		Current Quarter Score (Grade)
Phone: 706-868-5268		Q1: 98.94 (A+)	Q2: 95.32 (A)	95.32%
Vendor ID# 35495		Q3: N/A	Q4: N/A	(A)
# New Foster Homes During Quarter: 2		# Children in Care During Quarter: 43	# Placements During Quarter: 47	# Children in Care On Last Day: 40
	Avg Performance All CPAs (%)	Provider Performance (%)*	Possible Points (Weight)	Provider Points Earned
OPM Monitoring Reviews				
Annual Comprehensive Reviews	87%	99%	25	24.69
Safety Reviews	95%	96%	15	14.42
Monitoring Sub-Total			40	39.12
CPA Safety Outcomes				
Incidence of Maltreatment	0.03%	No Substantiated Reports	10	10.00
Staff Training	82%	90%	10	9.00
Safety Sub-Total			20	19.00
CPA Permanency Outcomes				
Placement Stability	92%	91%	15	13.65
Permanency Sub-Total			15	13.65
CPA Well-Being Outcomes				
EPSDT Medical Visits	84%	92%	4	3.68
EPSDT Dental Visits	71%	77%	4	3.08
Academic Supports	76%	53%	3	1.59
Provider ECEM Visits	91%	92%	7	6.44
Provider General Contacts	88%	92%	7	6.44
Placements with Siblings	57%	42%	Not Scored	Not Scored
Placements within Legal County	14%	0%	Not Scored	Not Scored
Well-Being Sub-Total			25	21.23

*Performance calculation descriptions can be found in the FY 2017 RBWO PBP Measurements and Standards Guide.

Monitoring & Outcomes: Possible Points = 100		Points Earned: 93.00	
Score Before Incentives Credit			93.00%
Incentives Awarded			2.32 pts
PBP Verification			N/A pts
Total Score			95.32%

Provider/Program Name: Mentor Network - Mentor Augusta (737) - CPA



DHS, DFCS, Office of Provider Management
Performance-Based Placement Measures
RBWO Provider GA+SCORECARD - CPA



Report Quarter: Q2 FY2017

# New Foster Homes During Quarter: 2		# Children in Care During Quarter: 43	# Placements During Quarter: 47	# Children in Care On Last Day: 40
CPA Incentive Credits	Avg Performance All CPAs (%)	Provider Performance (%)*	Possible Points (Weight)	Provider Points Earned
Early EPSDT Medical Visits		63%	2	1.26
Early EPSDT Dental Visits		53%	2	1.06
Permanency Contacts		0%	5	0.00
Additional Academic Supports		0%	2	0.00
Foster Hm Retention Rate (threshold = 90)		88%	2	0.00
Foster Hm Recruitment (threshold = 100)		25%	2	0.00
Active Agency Accreditation		0%	4	0.00
Staff Clinical Licensure		0%	5	0.00
Incentives Total	5.04		24	2.32
Maximum total combined incentive credit allowed is 10 points.			Incentives Awarded	2.32
*Performance calculation descriptions can be found in the FY 2017 RBWO PBP Measurements and Standards Guide.				

Child Protective Services Investigations and Dispositions		
The following investigations data, which is not used for scoring but is considered significant to a provider's performance, is from Georgia SHINES and is not considered final or complete until the end of the fiscal year.		
Total Reports:	5	
Number Screened In:	5	
Number Screened Out:	0	
Number Substantiated:	0	
Number Unsubstantiated:	0	
Number Active CPS Investigations:	5	



DHS, DFCS, Office of Provider Management
Performance-Based Placement Measures
RBWO Provider GA+SCORECARD - CPA



Report Quarter: Q2 FY2017

Provider/Program Name: Mentor Network - Mentor Macon (740) - CPA

4977 Mt. Pleasant Church Road, Macon, GA 31216

Phone: 478-785-0005

Vendor ID# 35496

New Foster Homes During Quarter: 2

Children in Care During Quarter: 77

Placements During Quarter: 81

Children in Care On Last Day: 71

Quarterly Scores (Grades)

Current Quarter Score (Grade)

Q1: 92.09 (A-)

Q2: 90.68 (A-)

90.68%

Q3: N/A

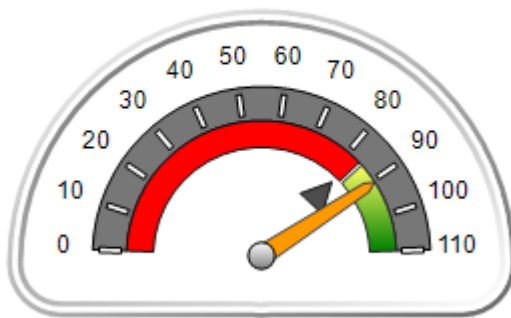
Q4: N/A

(A-)

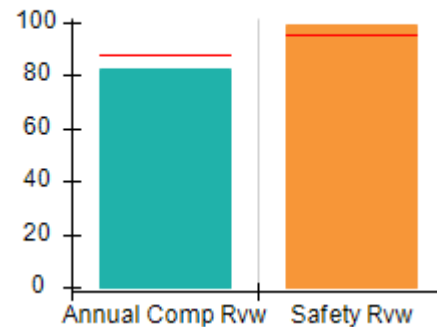
Quarterly Provider Comparisons to All CPAs

▼ — indicates average for all CPAs

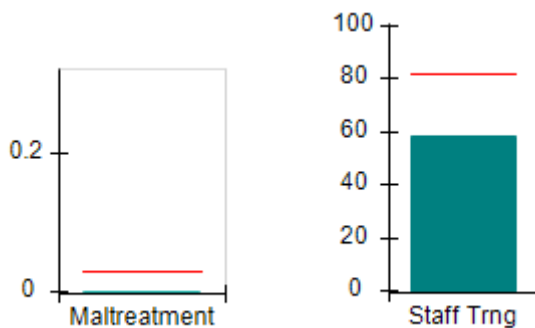
Overall Score (%)



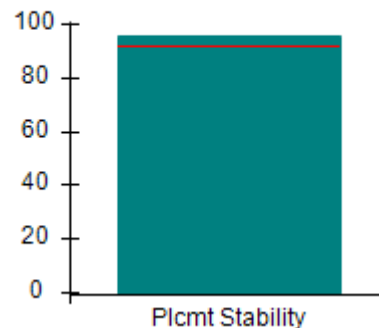
OPM Monitoring Reviews (%)



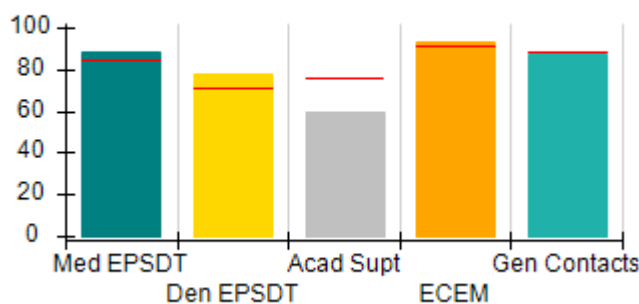
Safety Outcomes (%)



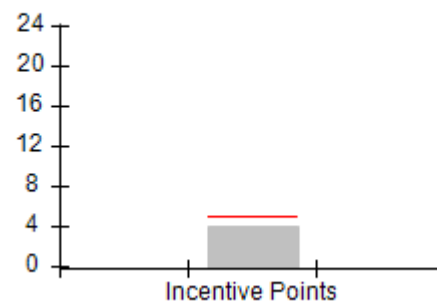
Permanency Outcomes (%)



Well-Being Outcomes (%)



Incentives Earned (Points)





DHS, DFCS, Office of Provider Management
Performance-Based Placement Measures
RBWO Provider GA+SCORECARD - CPA



Report Quarter: Q2 FY2017

Provider/Program Name: Mentor Network - Mentor Macon (740) - CPA

4977 Mt. Pleasant Church Road, Macon, GA 31216 Phone: 478-785-0005 Vendor ID# 35496		Quarterly Scores (Grades)		Current Quarter Score (Grade)
		Q1: 92.09 (A-)	Q2: 90.68 (A-)	90.68%
		Q3: N/A	Q4: N/A	(A-)
# New Foster Homes During Quarter: 2		# Children in Care During Quarter: 77	# Placements During Quarter: 81	# Children in Care On Last Day: 71
	Avg Performance All CPAs (%)	Provider Performance (%)*	Possible Points (Weight)	Provider Points Earned
OPM Monitoring Reviews				
Annual Comprehensive Reviews	87%	83%	25	20.64
Safety Reviews	95%	99%	15	14.88
Monitoring Sub-Total			40	35.52
CPA Safety Outcomes				
Incidence of Maltreatment	0.03%	No Substantiated Reports	10	10.00
Staff Training	82%	58%	10	5.80
Safety Sub-Total			20	15.80
CPA Permanency Outcomes				
Placement Stability	92%	96%	15	14.40
Permanency Sub-Total			15	14.40
CPA Well-Being Outcomes				
EPSDT Medical Visits	84%	88%	4	3.52
EPSDT Dental Visits	71%	78%	4	3.12
Academic Supports	76%	60%	3	1.80
Provider ECEM Visits	91%	93%	7	6.51
Provider General Contacts	88%	87%	7	6.09
Placements with Siblings	57%	93%	Not Scored	Not Scored
Placements within Legal County	14%	19%	Not Scored	Not Scored
Well-Being Sub-Total			25	21.04

*Performance calculation descriptions can be found in the FY 2017 RBWO PBP Measurements and Standards Guide.

Monitoring & Outcomes: Possible Points = 100		Points Earned: 86.76	
Score Before Incentives Credit			86.76%
Incentives Awarded			3.92 pts
PBP Verification			N/A pts
Total Score			90.68%

Provider/Program Name: Mentor Network - Mentor Macon (740) - CPA



DHS, DFCS, Office of Provider Management
Performance-Based Placement Measures
RBWO Provider GA+SCORECARD - CPA



Report Quarter: Q2 FY2017

# New Foster Homes During Quarter: 2		# Children in Care During Quarter: 77	# Placements During Quarter: 81	# Children in Care On Last Day: 71
CPA Incentive Credits	Avg Performance All CPAs (%)	Provider Performance (%)*	Possible Points (Weight)	Provider Points Earned
Early EPSDT Medical Visits		50%	2	1.00
Early EPSDT Dental Visits		46%	2	0.92
Permanency Contacts		0%	5	0.00
Additional Academic Supports		0%	2	0.00
Foster Hm Retention Rate (threshold = 90)		81%	2	0.00
Foster Hm Recruitment (threshold = 100)		50%	2	0.00
Active Agency Accreditation		50%	4	2.00
Staff Clinical Licensure		0%	5	0.00
Incentives Total	5.04		24	3.92
Maximum total combined incentive credit allowed is 10 points.			Incentives Awarded	3.92
*Performance calculation descriptions can be found in the FY 2017 RBWO PBP Measurements and Standards Guide.				

Child Protective Services Investigations and Dispositions

The following investigations data, which is not used for scoring but is considered significant to a provider's performance, is from Georgia SHINES and is not considered final or complete until the end of the fiscal year.

Total Reports:	1
Number Screened In:	1
Number Screened Out:	0
Number Substantiated:	0
Number Unsubstantiated:	0
Number Active CPS Investigations:	1



DHS, DFCS, Office of Provider Management
Performance-Based Placement Measures
RBWO Provider GA+SCORECARD - CPA



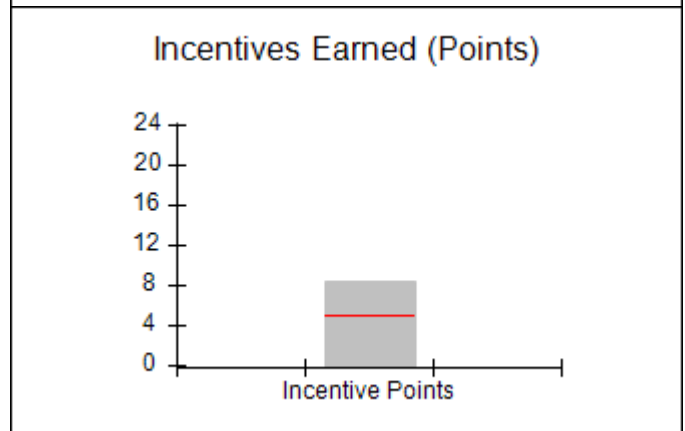
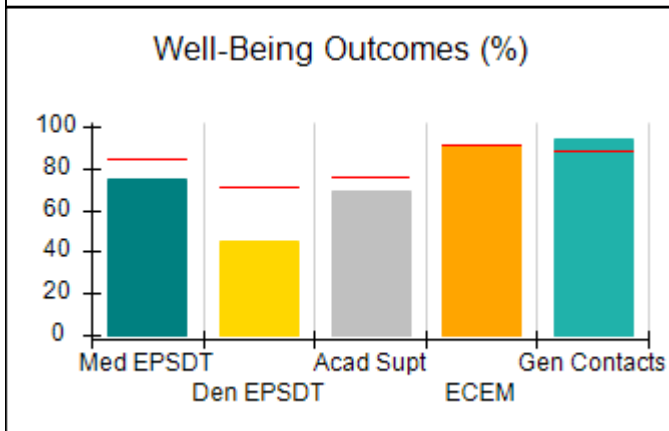
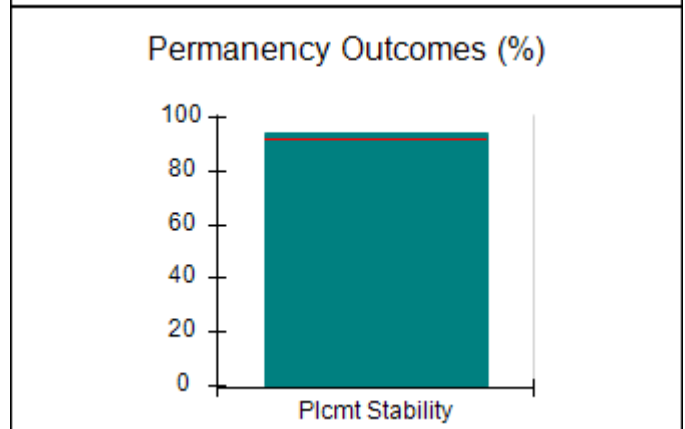
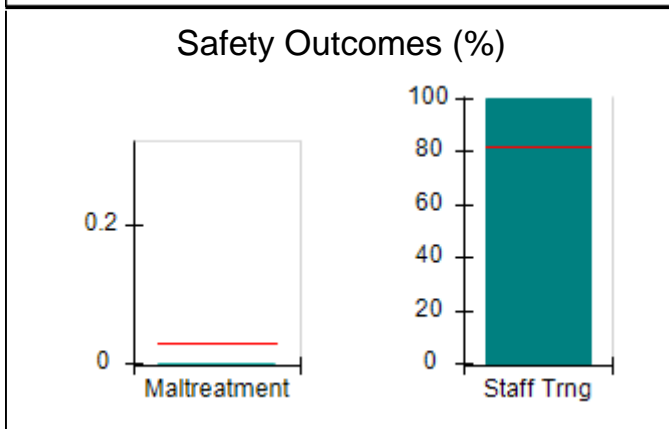
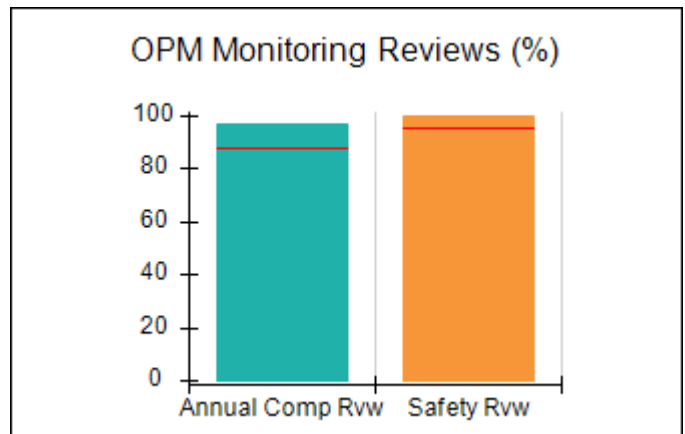
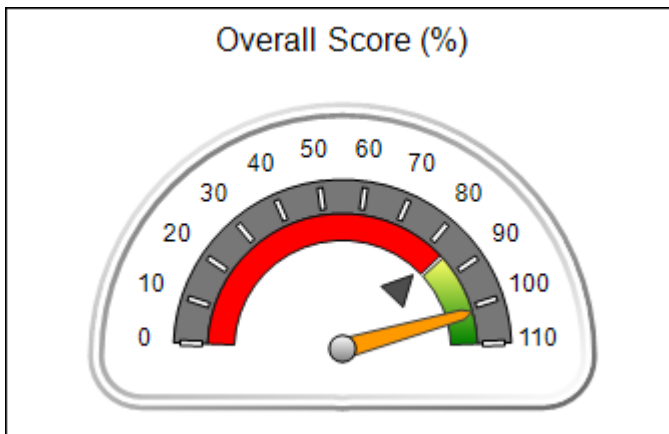
Report Quarter: Q2 FY2017

Provider/Program Name: Mentor Network - Mentor Savannah (742) - CPA

16 Chatham Center S, Savannah, GA 31405 Phone: 912-234-6853 Vendor ID# 35494	Quarterly Scores (Grades)		Current Quarter Score (Grade)
	Q1: 94.44 (A)	Q2: 101.41 (A+)	101.41% (A+)
	Q3: N/A	Q4: N/A	
# New Foster Homes During Quarter: 1	# Children in Care During Quarter: 32	# Placements During Quarter: 34	# Children in Care On Last Day: 29

Quarterly Provider Comparisons to All CPAs

▼ — indicates average for all CPAs





DHS, DFCS, Office of Provider Management
Performance-Based Placement Measures
RBWO Provider GA+SCORECARD - CPA



Report Quarter: Q2 FY2017

Provider/Program Name: Mentor Network - Mentor Savannah (742) - CPA

16 Chatham Center S, Savannah, GA 31405 Phone: 912-234-6853 Vendor ID# 35494		Quarterly Scores (Grades)		Current Quarter Score (Grade)
		Q1: 94.44 (A)	Q2: 101.41 (A+)	101.41%
		Q3: N/A	Q4: N/A	(A+)
# New Foster Homes During Quarter: 1		# Children in Care During Quarter: 32	# Placements During Quarter: 34	# Children in Care On Last Day: 29
	Avg Performance All CPAs (%)	Provider Performance (%)*	Possible Points (Weight)	Provider Points Earned
OPM Monitoring Reviews				
Annual Comprehensive Reviews	87%	97%	25	24.14
Safety Reviews	95%	100%	15	14.93
Monitoring Sub-Total			40	39.07
CPA Safety Outcomes				
Incidence of Maltreatment	0.03%	No Substantiated Reports	10	10.00
Staff Training	82%	100%	10	10.00
Safety Sub-Total			20	20.00
CPA Permanency Outcomes				
Placement Stability	92%	94%	15	14.10
Permanency Sub-Total			15	14.10
CPA Well-Being Outcomes				
EPSDT Medical Visits	84%	75%	4	3.00
EPSDT Dental Visits	71%	45%	4	1.80
Academic Supports	76%	69%	3	2.07
Provider ECEM Visits	91%	91%	7	6.37
Provider General Contacts	88%	94%	7	6.58
Placements with Siblings	57%	79%	Not Scored	Not Scored
Placements within Legal County	14%	0%	Not Scored	Not Scored
Well-Being Sub-Total			25	19.82

*Performance calculation descriptions can be found in the FY 2017 RBWO PBP Measurements and Standards Guide.

Monitoring & Outcomes: Possible Points = 100		Points Earned: 92.99	
Score Before Incentives Credit			92.99%
Incentives Awarded			8.42 pts
PBP Verification			N/A pts
Total Score			101.41%

Provider/Program Name: Mentor Network - Mentor Savannah (742) - CPA



DHS, DFCS, Office of Provider Management
Performance-Based Placement Measures
RBWO Provider GA+SCORECARD - CPA



Report Quarter: Q2 FY2017

# New Foster Homes During Quarter: 1		# Children in Care During Quarter: 32	# Placements During Quarter: 34	# Children in Care On Last Day: 29
CPA Incentive Credits	Avg Performance All CPAs (%)	Provider Performance (%)*	Possible Points (Weight)	Provider Points Earned
Early EPSDT Medical Visits		42%	2	0.84
Early EPSDT Dental Visits		29%	2	0.58
Permanency Contacts		100%	5	5.00
Additional Academic Supports		0%	2	0.00
Foster Hm Retention Rate (threshold = 90)		89%	2	0.00
Foster Hm Recruitment (threshold = 100)		75%	2	0.00
Active Agency Accreditation		50%	4	2.00
Staff Clinical Licensure		0%	5	0.00
Incentives Total	5.04		24	8.42
Maximum total combined incentive credit allowed is 10 points.			Incentives Awarded	8.42
*Performance calculation descriptions can be found in the FY 2017 RBWO PBP Measurements and Standards Guide.				

Child Protective Services Investigations and Dispositions

The following investigations data, which is not used for scoring but is considered significant to a provider's performance, is from Georgia SHINES and is not considered final or complete until the end of the fiscal year.

Total Reports:	0	
Number Screened In:	0	
Number Screened Out:	0	
Number Substantiated:	0	
Number Unsubstantiated:	0	
Number Active CPS Investigations:	0	



DHS, DFCS, Office of Provider Management
Performance-Based Placement Measures
RBWO Provider GA+SCORECARD - CPA

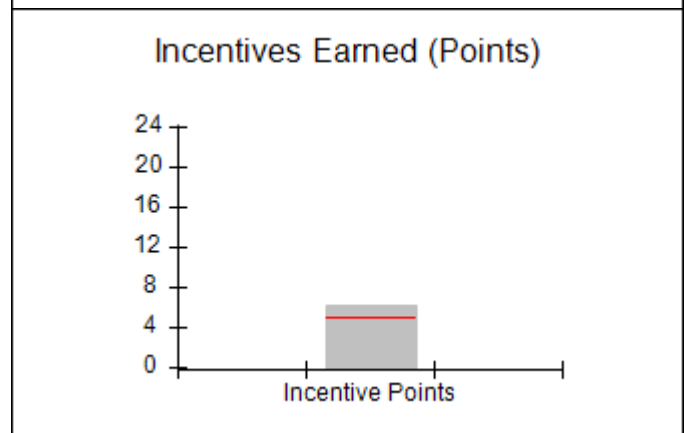
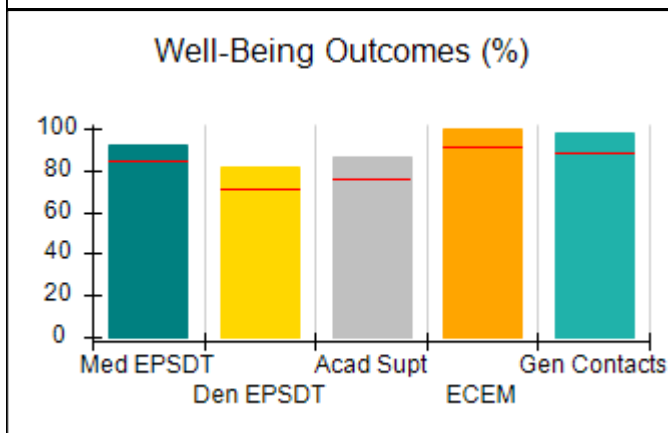
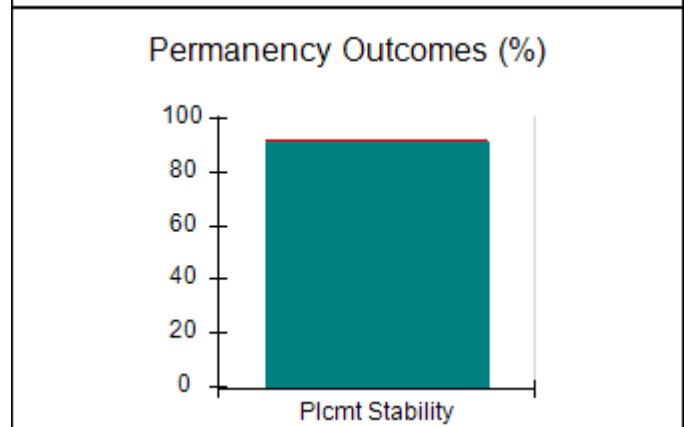
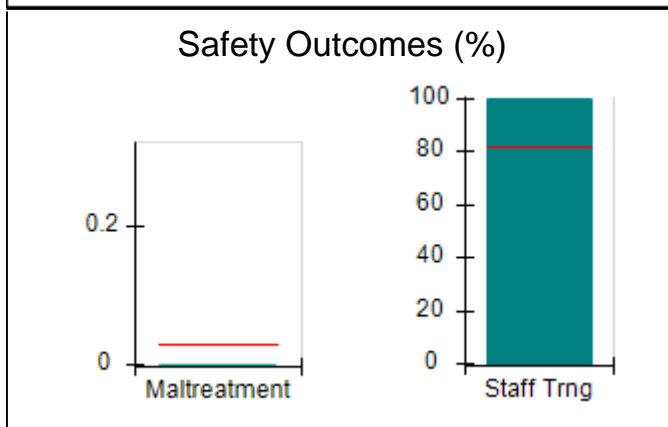
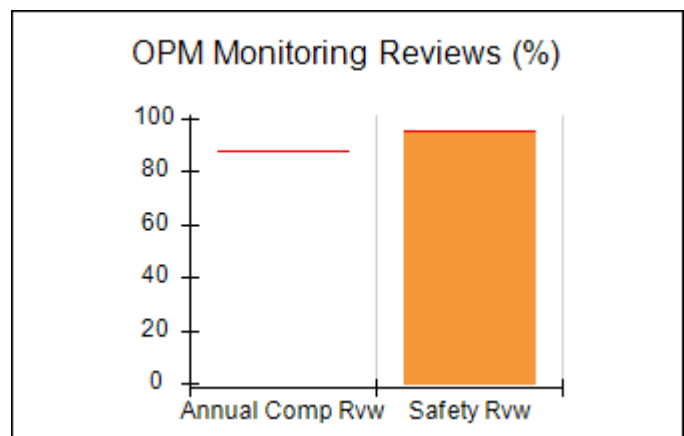
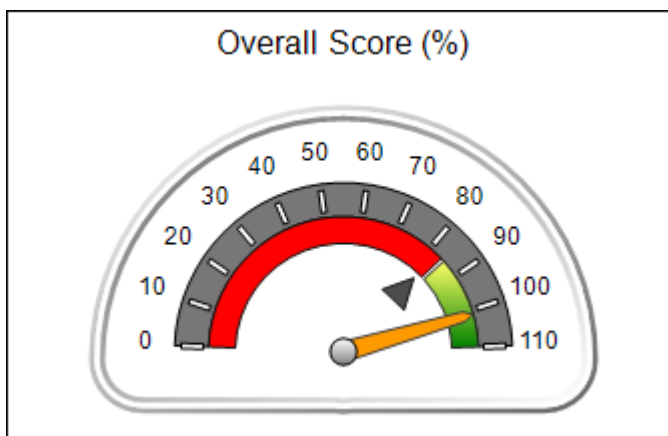


Report Quarter: Q2 FY2017

Provider/Program Name: Meritan, Inc. d/b/a Meritan Stepping Stones - Cartersville (680) - CPA

920-A N Tennessee St., Cartersville, GA 30120 Phone: 770-387-9003 Vendor ID# 35384	Quarterly Scores (Grades)		Current Quarter Score (Grade)
	Q1: 101.82 (A+)	Q2: 101.16 (A+)	101.16% (A+)
	Q3: N/A	Q4: N/A	
# New Foster Homes During Quarter: 0	# Children in Care During Quarter: 45	# Placements During Quarter: 46	# Children in Care On Last Day: 36
Quarterly Provider Comparisons to All CPAs			

▼ — indicates average for all CPAs





DHS, DFCS, Office of Provider Management
Performance-Based Placement Measures
RBWO Provider GA+SCORECARD - CPA



Report Quarter: Q2 FY2017

Provider/Program Name: Meritan, Inc. d/b/a Meritan Stepping Stones - Cartersville (680) - CPA

920-A N Tennessee St., Cartersville, GA 30120 Phone: 770-387-9003 Vendor ID# 35384	Quarterly Scores (Grades)		Current Quarter Score (Grade)
	Q1: 101.82 (A+)	Q2: 101.16 (A+)	101.16% (A+)
	Q3: N/A	Q4: N/A	

# New Foster Homes During Quarter: 0	# Children in Care During Quarter: 45	# Placements During Quarter: 46	# Children in Care On Last Day: 36
--------------------------------------	---------------------------------------	---------------------------------	------------------------------------

	Avg Performance All CPAs (%)	Provider Performance (%)*	Possible Points (Weight)	Provider Points Earned
--	-------------------------------------	----------------------------------	---------------------------------	-------------------------------

OPM Monitoring Reviews

Annual Comprehensive Reviews	87%	Not Yet Conducted		
Safety Reviews	95%	95%	15	14.27
Monitoring Sub-Total			15	14.27

CPA Safety Outcomes

Incidence of Maltreatment	0.03%	No Substantiated Reports	10	10.00
Staff Training	82%	100%	10	10.00
Safety Sub-Total			20	20.00

CPA Permanency Outcomes

Placement Stability	92%	91%	15	13.65
Permanency Sub-Total			15	13.65

CPA Well-Being Outcomes

EPSDT Medical Visits	84%	92%	4	3.68
EPSDT Dental Visits	71%	82%	4	3.28
Academic Supports	76%	86%	3	2.58
Provider ECEM Visits	91%	100%	7	7.00
Provider General Contacts	88%	98%	7	6.86
Placements with Siblings	57%	60%	Not Scored	Not Scored
Placements within Legal County	14%	20%	Not Scored	Not Scored
Well-Being Sub-Total			25	23.40

*Performance calculation descriptions can be found in the FY 2017 RBWO PBP Measurements and Standards Guide.

Monitoring & Outcomes: Possible Points = 75	Points Earned: 71.32
Score Before Incentives Credit	95.10%
Incentives Awarded	6.06 pts
PBP Verification	N/A pts
Total Score	101.16%



DHS, DFCS, Office of Provider Management
Performance-Based Placement Measures
RBWO Provider GA+SCORECARD - CPA



Report Quarter: Q2 FY2017

Provider/Program Name: Meritan, Inc. d/b/a Meritan Stepping Stones - Cartersville (680) - CPA

# New Foster Homes During Quarter: 0		# Children in Care During Quarter: 45	# Placements During Quarter: 46	# Children in Care On Last Day: 36
CPA Incentive Credits	Avg Performance All CPAs (%)	Provider Performance (%)*	Possible Points (Weight)	Provider Points Earned
Early EPSDT Medical Visits		50%	2	1.00
Early EPSDT Dental Visits		53%	2	1.06
Permanency Contacts		0%	5	0.00
Additional Academic Supports		0%	2	0.00
Foster Hm Retention Rate (threshold = 90)		92%	2	2.00
Foster Hm Recruitment (threshold = 100)		0%	2	0.00
Active Agency Accreditation		50%	4	2.00
Staff Clinical Licensure		0%	5	0.00
Incentives Total	5.04		24	6.06
Maximum total combined incentive credit allowed is 10 points.			Incentives Awarded	6.06

*Performance calculation descriptions can be found in the FY 2017 RBWO PBP Measurements and Standards Guide.

Child Protective Services Investigations and Dispositions

The following investigations data, which is not used for scoring but is considered significant to a provider's performance, is from Georgia SHINES and is not considered final or complete until the end of the fiscal year.

Total Reports:	0
Number Screened In:	0
Number Screened Out:	0
Number Substantiated:	0
Number Unsubstantiated:	0
Number Active CPS Investigations:	0



DHS, DFCS, Office of Provider Management
Performance-Based Placement Measures
RBWO Provider GA+SCORECARD - CPA



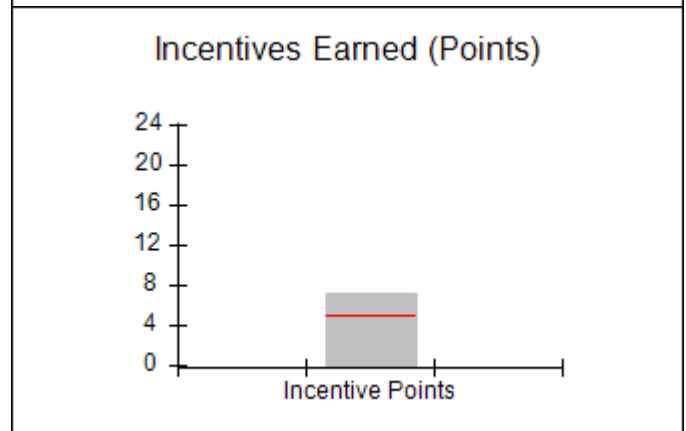
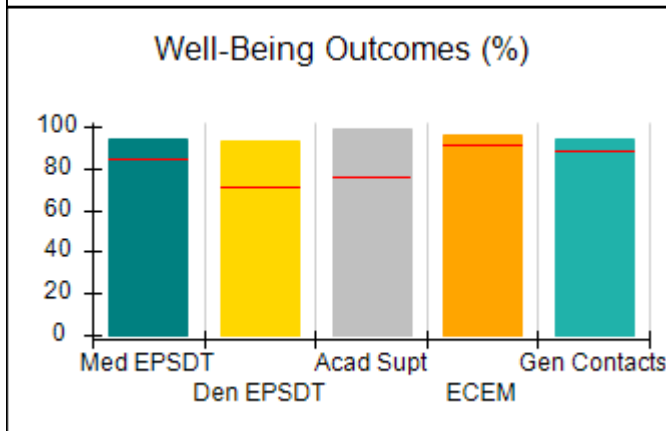
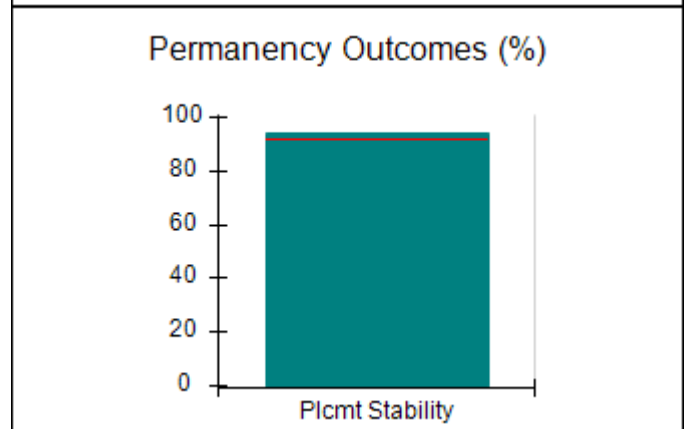
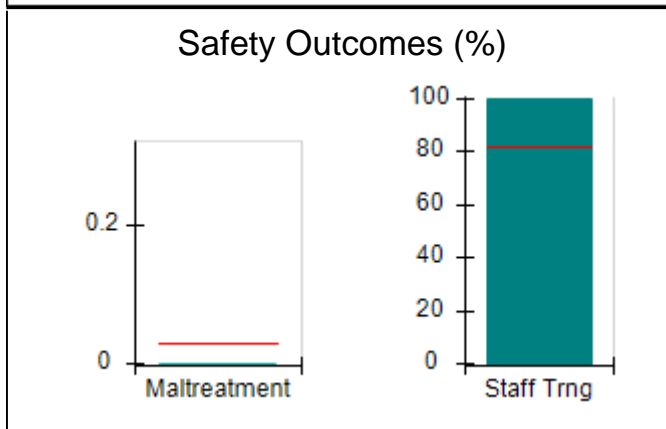
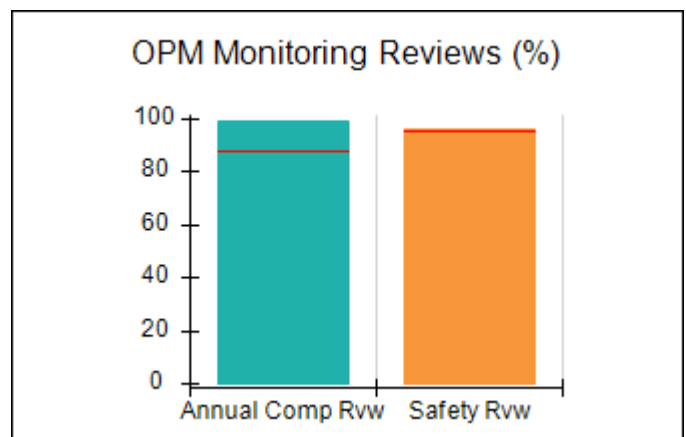
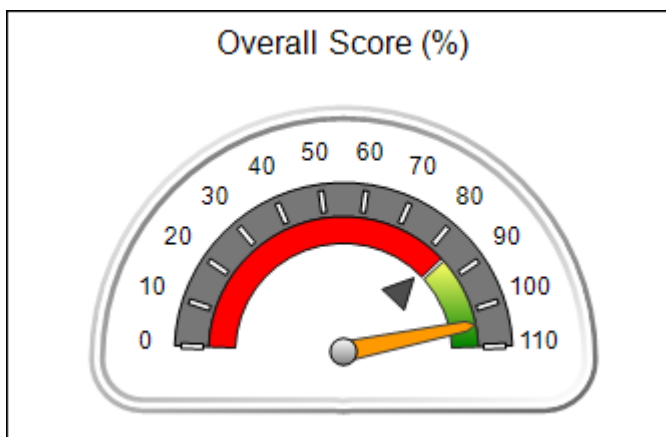
Report Quarter: Q2 FY2017

Provider/Program Name: Meritan, Inc. d/b/a Meritan Stepping Stones - Macon (682) - CPA

3312 Northside Drive, Macon, GA 31210 Phone: 478-474-8552 Vendor ID# 35385	Quarterly Scores (Grades)		Current Quarter Score (Grade)
	Q1: 102.90 (A+)	Q2: 104.00 (A+)	104.00% (A+)
	Q3: N/A	Q4: N/A	
# New Foster Homes During Quarter: 1	# Children in Care During Quarter: 54	# Placements During Quarter: 55	# Children in Care On Last Day: 43

Quarterly Provider Comparisons to All CPAs

▼ — indicates average for all CPAs





DHS, DFCS, Office of Provider Management
Performance-Based Placement Measures
RBWO Provider GA+SCORECARD - CPA



Report Quarter: Q2 FY2017

Provider/Program Name: Meritan, Inc. d/b/a Meritan Stepping Stones - Macon (682) - CPA

3312 Northside Drive, Macon, GA 31210 Phone: 478-474-8552 Vendor ID# 35385	Quarterly Scores (Grades)		Current Quarter Score (Grade)
	Q1: 102.90 (A+)	Q2: 104.00 (A+)	104.00%
	Q3: N/A	Q4: N/A	(A+)

# New Foster Homes During Quarter: 1	# Children in Care During Quarter: 54	# Placements During Quarter: 55	# Children in Care On Last Day: 43
--------------------------------------	---------------------------------------	---------------------------------	------------------------------------

	Avg Performance All CPAs (%)	Provider Performance (%)*	Possible Points (Weight)	Provider Points Earned
--	-------------------------------------	----------------------------------	---------------------------------	-------------------------------

OPM Monitoring Reviews

Annual Comprehensive Reviews	87%	99%	25	24.67
Safety Reviews	95%	96%	15	14.38
Monitoring Sub-Total			40	39.05

CPA Safety Outcomes

Incidence of Maltreatment	0.03%	No Substantiated Reports	10	10.00
Staff Training	82%	100%	10	10.00
Safety Sub-Total			20	20.00

CPA Permanency Outcomes

Placement Stability	92%	94%	15	14.10
Permanency Sub-Total			15	14.10

CPA Well-Being Outcomes

EPSDT Medical Visits	84%	94%	4	3.76
EPSDT Dental Visits	71%	93%	4	3.72
Academic Supports	76%	99%	3	2.97
Provider ECEM Visits	91%	96%	7	6.72
Provider General Contacts	88%	94%	7	6.58
Placements with Siblings	57%	52%	Not Scored	Not Scored
Placements within Legal County	14%	40%	Not Scored	Not Scored
Well-Being Sub-Total			25	23.75

*Performance calculation descriptions can be found in the FY 2017 RBWO PBP Measurements and Standards Guide.

Monitoring & Outcomes: Possible Points = 100		Points Earned: 96.90	
Score Before Incentives Credit			96.90%
Incentives Awarded			7.10 pts
PBP Verification			N/A pts
Total Score			104.00%

Provider/Program Name: Meritan, Inc. d/b/a Meritan Stepping Stones - Macon (682) - CPA



DHS, DFCS, Office of Provider Management
Performance-Based Placement Measures
RBWO Provider GA+SCORECARD - CPA



Report Quarter: Q2 FY2017

# New Foster Homes During Quarter: 1		# Children in Care During Quarter: 54	# Placements During Quarter: 55	# Children in Care On Last Day: 43
CPA Incentive Credits	Avg Performance All CPAs (%)	Provider Performance (%)*	Possible Points (Weight)	Provider Points Earned
Early EPSDT Medical Visits		75%	2	1.50
Early EPSDT Dental Visits		80%	2	1.60
Permanency Contacts		0%	5	0.00
Additional Academic Supports		0%	2	0.00
Foster Hm Retention Rate (threshold = 90)		96%	2	2.00
Foster Hm Recruitment (threshold = 100)		25%	2	0.00
Active Agency Accreditation		50%	4	2.00
Staff Clinical Licensure		0%	5	0.00
Incentives Total	5.04		24	7.10
Maximum total combined incentive credit allowed is 10 points.			Incentives Awarded	7.10
*Performance calculation descriptions can be found in the FY 2017 RBWO PBP Measurements and Standards Guide.				

Child Protective Services Investigations and Dispositions		
The following investigations data, which is not used for scoring but is considered significant to a provider's performance, is from Georgia SHINES and is not considered final or complete until the end of the fiscal year.		
Total Reports:	0	
Number Screened In:	0	
Number Screened Out:	0	
Number Substantiated:	0	
Number Unsubstantiated:	4	
Number Active CPS Investigations:	-4	



DHS, DFCS, Office of Provider Management
Performance-Based Placement Measures
RBWO Provider GA+SCORECARD - CPA



Report Quarter: Q2 FY2017

Provider/Program Name: Methodist Home for Children & Youth, The - Macon - CPA
Administrative Site (748) - CPA

304 Pierce Avenue, Macon, GA 31204

Phone: 478-751-2800

Vendor ID# 35464

Quarterly Scores (Grades)

Current Quarter Score (Grade)

Q1: N/A

Q2: N/A

N/A%

Q3: N/A

Q4: N/A

New Foster Homes During Quarter: 0

Children in Care During Quarter: 0

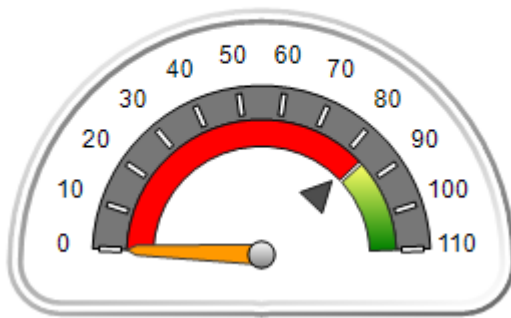
Placements During Quarter: 0

Children in Care On Last Day: 0

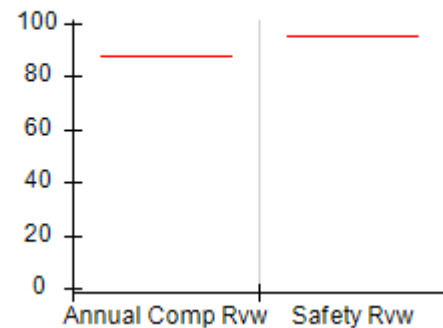
Quarterly Provider Comparisons to All CPAs

▼ — indicates average for all CPAs

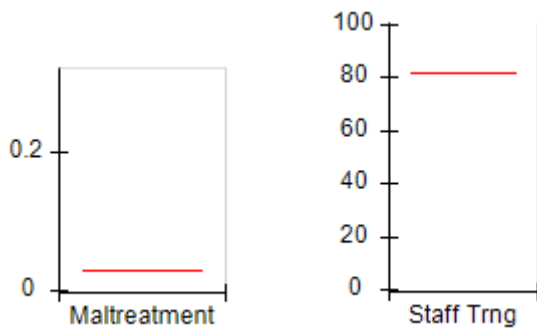
Overall Score (%)



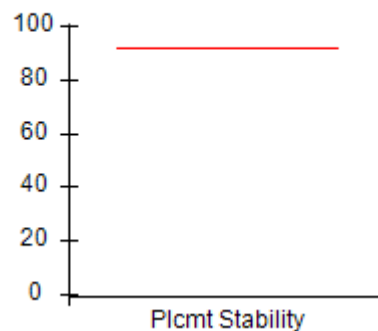
OPM Monitoring Reviews (%)



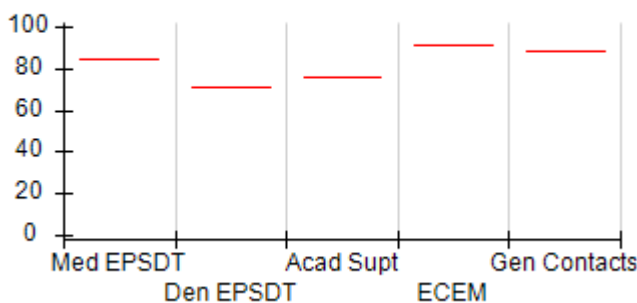
Safety Outcomes (%)



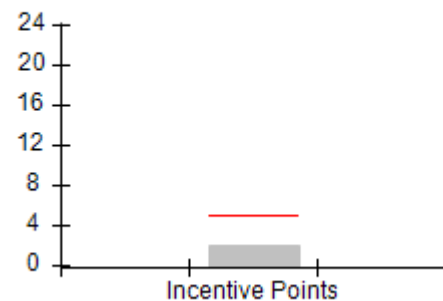
Permanency Outcomes (%)



Well-Being Outcomes (%)



Incentives Earned (Points)





DHS, DFCS, Office of Provider Management
Performance-Based Placement Measures
RBWO Provider GA+SCORECARD - CPA



Report Quarter: Q2 FY2017

Provider/Program Name: Methodist Home for Children & Youth, The - Macon - CPA
Administrative Site (748) - CPA

304 Pierce Avenue, Macon, GA 31204		Quarterly Scores (Grades)		Current Quarter Score (Grade)
Phone: 478-751-2800		Q1: N/A	Q2: N/A	N/A%
Vendor ID# 35464		Q3: N/A	Q4: N/A	(F)
# New Foster Homes During Quarter: 0		# Children in Care During Quarter: 0	# Placements During Quarter: 0	# Children in Care On Last Day: 0
	Avg Performance All CPAs (%)	Provider Performance (%)*	Possible Points (Weight)	Provider Points Earned
OPM Monitoring Reviews				
Annual Comprehensive Reviews	87%	Not Yet Conducted		
Safety Reviews	95%	Not Yet Conducted		
Monitoring Sub-Total				0.00
CPA Safety Outcomes				
Incidence of Maltreatment	0.03%	Not Eligible		
Staff Training	82%	Not Eligible		
Safety Sub-Total			N/A	
CPA Permanency Outcomes				
Placement Stability	92%	Not Eligible		
Permanency Sub-Total			N/A	
CPA Well-Being Outcomes				
EPSDT Medical Visits	84%	Not Eligible		
EPSDT Dental Visits	71%	Not Eligible		
Academic Supports	76%	Not Eligible		
Provider ECEM Visits	91%	Not Eligible		
Provider General Contacts	88%	Not Eligible		
Placements with Siblings	57%	Not Eligible	Not Scored	Not Scored
Placements within Legal County	14%	Not Eligible	Not Scored	Not Scored
Well-Being Sub-Total			N/A	

*Performance calculation descriptions can be found in the FY 2017 RBWO PBP Measurements and Standards Guide.

Monitoring & Outcomes: Possible Points = 0		Points Earned: N/A	
Score Before Incentives Credit			N/A
Incentives Awarded			2.00 pts
PBP Verification			N/A pts
Total Score			N/A%

Provider/Program Name: Methodist Home for Children & Youth, The - Macon - CPA
Administrative Site (748) - CPA



DHS, DFCS, Office of Provider Management
Performance-Based Placement Measures
RBWO Provider GA+SCORECARD - CPA



Report Quarter: Q2 FY2017

# New Foster Homes During Quarter: 0		# Children in Care During Quarter: 0	# Placements During Quarter: 0	# Children in Care On Last Day: 0
CPA Incentive Credits	Avg Performance All CPAs (%)	Provider Performance (%)*	Possible Points (Weight)	Provider Points Earned
Early EPSDT Medical Visits		Not Eligible	2	
Early EPSDT Dental Visits		Not Eligible	2	
Permanency Contacts		None Planned	5	
Additional Academic Supports		Not Eligible	2	
Foster Hm Retention Rate (threshold = 90)		Not Eligible	2	0.00
Foster Hm Recruitment (threshold = 100)		0%	2	0.00
Active Agency Accreditation		50%	4	2.00
Staff Clinical Licensure		0%	5	0.00
Incentives Total	5.04		24	2.00
Maximum total combined incentive credit allowed is 10 points.			Incentives Awarded	2.00

*Performance calculation descriptions can be found in the FY 2017 RBWO PBP Measurements and Standards Guide.

Child Protective Services Investigations and Dispositions

The following investigations data, which is not used for scoring but is considered significant to a provider's performance, is from Georgia SHINES and is not considered final or complete until the end of the fiscal year.

Total Reports:	0
Number Screened In:	0
Number Screened Out:	0
Number Substantiated:	0
Number Unsubstantiated:	0
Number Active CPS Investigations:	0



DHS, DFCS, Office of Provider Management
Performance-Based Placement Measures
RBWO Provider GA+SCORECARD - CPA



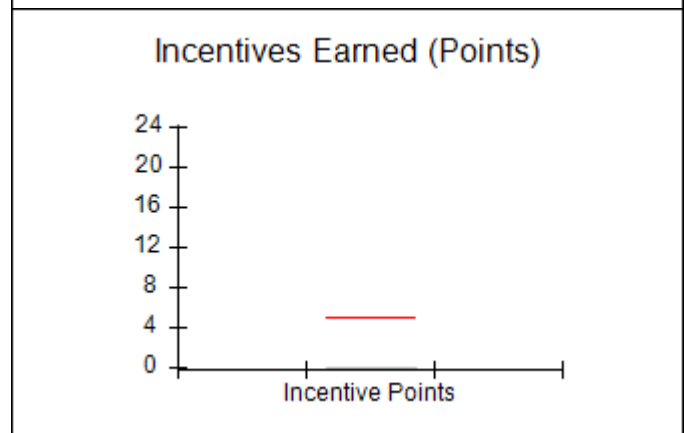
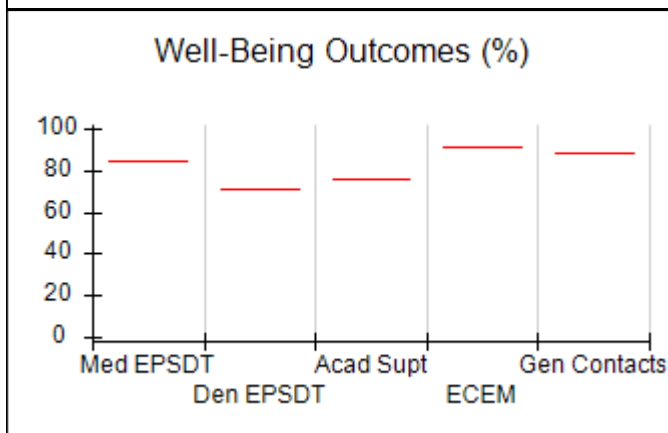
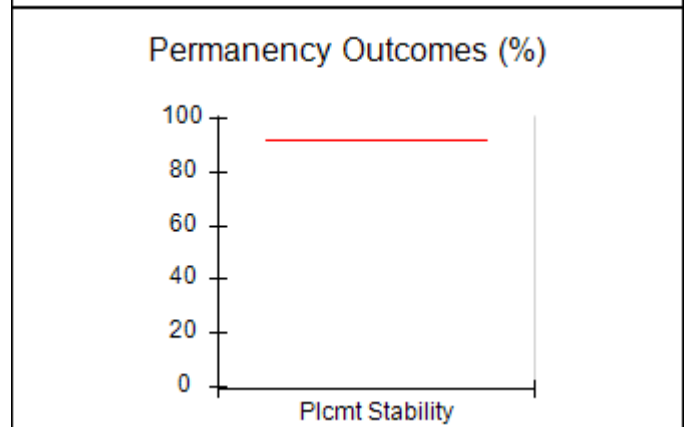
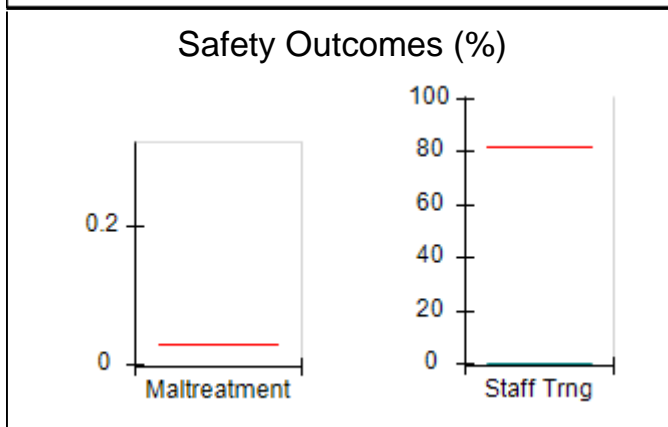
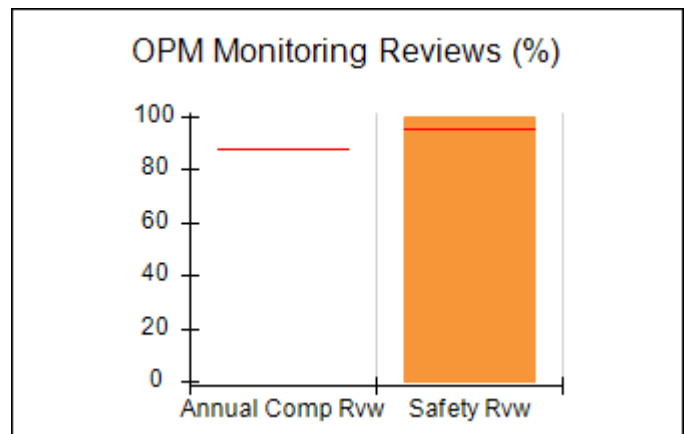
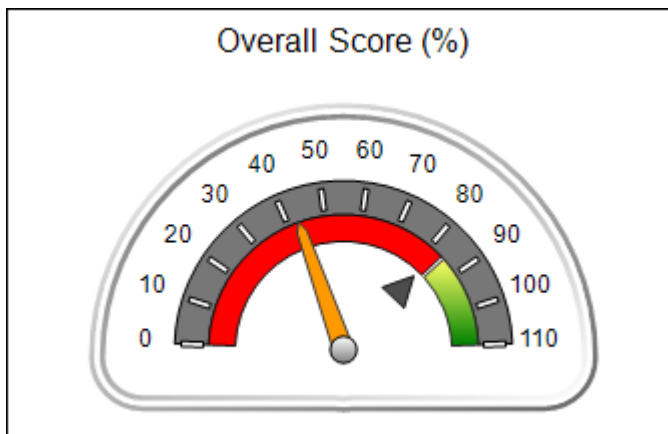
Report Quarter: Q2 FY2017

Provider/Program Name: Methodist Home for Children & Youth, The - St. Marys Region (942) - CPA

201 King's Bay Road, St. Marys, GA 31588 Phone: 912 882-7770 Vendor ID# 35460	Quarterly Scores (Grades)		Current Quarter Score (Grade)
	Q1: 42.86 (F)	Q2: 42.86 (F)	42.86% (F)
	Q3: N/A	Q4: N/A	
# New Foster Homes During Quarter: 0	# Children in Care During Quarter: 0	# Placements During Quarter: 0	# Children in Care On Last Day: 0

Quarterly Provider Comparisons to All CPAs

▼ — indicates average for all CPAs





DHS, DFCS, Office of Provider Management
Performance-Based Placement Measures
RBWO Provider GA+SCORECARD - CPA



Report Quarter: Q2 FY2017

Provider/Program Name: Methodist Home for Children & Youth, The - St. Marys Region (942) - CPA

201 King's Bay Road, St. Marys, GA 31588 Phone: 912 882-7770 Vendor ID# 35460	Quarterly Scores (Grades)		Current Quarter Score (Grade)
	Q1: 42.86 (F)	Q2: 42.86 (F)	42.86%
	Q3: N/A	Q4: N/A	(F)

# New Foster Homes During Quarter: 0	# Children in Care During Quarter: 0	# Placements During Quarter: 0	# Children in Care On Last Day: 0
--------------------------------------	--------------------------------------	--------------------------------	-----------------------------------

	Avg Performance All CPAs (%)	Provider Performance (%)*	Possible Points (Weight)	Provider Points Earned
--	-------------------------------------	----------------------------------	---------------------------------	-------------------------------

OPM Monitoring Reviews

Annual Comprehensive Reviews	87%	Not Yet Conducted		
Safety Reviews	95%	100%	15	15.00
Monitoring Sub-Total			15	15.00

CPA Safety Outcomes

Incidence of Maltreatment	0.03%	Not Eligible		
Staff Training	82%	0%	20	0.00
Safety Sub-Total			20	0.00

CPA Permanency Outcomes

Placement Stability	92%	Not Eligible		
Permanency Sub-Total			N/A	

CPA Well-Being Outcomes

EPSDT Medical Visits	84%	Not Eligible		
EPSDT Dental Visits	71%	Not Eligible		
Academic Supports	76%	Not Eligible		
Provider ECEM Visits	91%	Not Eligible		
Provider General Contacts	88%	Not Eligible		
Placements with Siblings	57%	Not Eligible	Not Scored	Not Scored
Placements within Legal County	14%	Not Eligible	Not Scored	Not Scored
Well-Being Sub-Total			N/A	

*Performance calculation descriptions can be found in the FY 2017 RBWO PBP Measurements and Standards Guide.

Monitoring & Outcomes: Possible Points = 35		Points Earned: 15.00	
Score Before Incentives Credit			42.86%
Incentives Awarded			0.00 pts
PBP Verification			N/A pts
Total Score			42.86%

Provider/Program Name: Methodist Home for Children & Youth, The - St. Marys Region (942) - CPA



DHS, DFCS, Office of Provider Management
Performance-Based Placement Measures
RBWO Provider GA+SCORECARD - CPA



Report Quarter: Q2 FY2017

# New Foster Homes During Quarter: 0		# Children in Care During Quarter: 0	# Placements During Quarter: 0	# Children in Care On Last Day: 0
CPA Incentive Credits	Avg Performance All CPAs (%)	Provider Performance (%)*	Possible Points (Weight)	Provider Points Earned
Early EPSDT Medical Visits		Not Eligible	2	
Early EPSDT Dental Visits		Not Eligible	2	
Permanency Contacts		None Planned	5	
Additional Academic Supports		Not Eligible	2	
Foster Hm Retention Rate (threshold = 90)		Not Eligible	2	0.00
Foster Hm Recruitment (threshold = 100)		0%	2	0.00
Active Agency Accreditation		0%	4	0.00
Staff Clinical Licensure		0%	5	0.00
Incentives Total	5.04		24	0.00
Maximum total combined incentive credit allowed is 10 points.			Incentives Awarded	0.00
*Performance calculation descriptions can be found in the FY 2017 RBWO PBP Measurements and Standards Guide.				

Child Protective Services Investigations and Dispositions

The following investigations data, which is not used for scoring but is considered significant to a provider's performance, is from Georgia SHINES and is not considered final or complete until the end of the fiscal year.

Total Reports:	0
Number Screened In:	0
Number Screened Out:	0
Number Substantiated:	0
Number Unsubstantiated:	0
Number Active CPS Investigations:	0



DHS, DFCS, Office of Provider Management
Performance-Based Placement Measures
RBWO Provider GA+SCORECARD - CPA



Report Quarter: Q2 FY2017

Provider/Program Name: Morningstar Children and Family Services - Foster Care Services - Brunswick (765) - CPA

3596 Darien Highway, Suite 3, Brunswick, GA 31525

Phone: 912-267-3700

Vendor ID# 53071

Quarterly Scores (Grades)		Current Quarter Score (Grade)
Q1: 93.68 (A-)	Q2: 93.36 (A-)	93.36% (A-)
Q3: N/A	Q4: N/A	

New Foster Homes During Quarter: 1

Children in Care During Quarter: 13

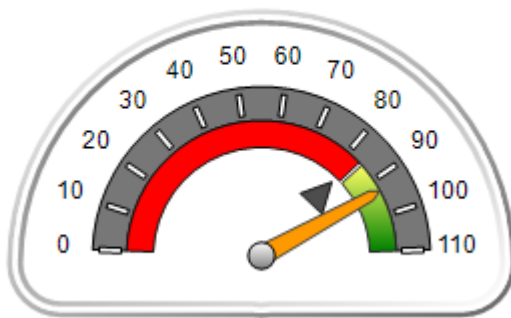
Placements During Quarter: 13

Children in Care On Last Day: 10

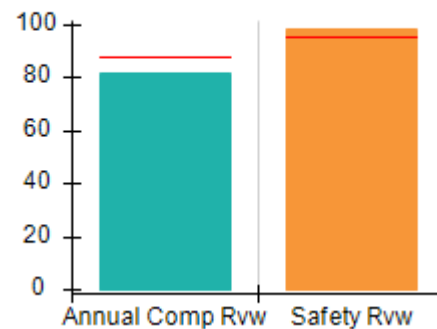
Quarterly Provider Comparisons to All CPAs

— indicates average for all CPAs

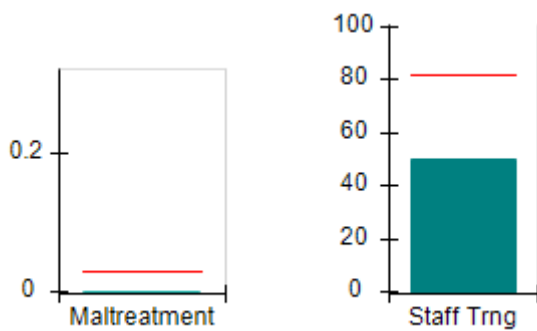
Overall Score (%)



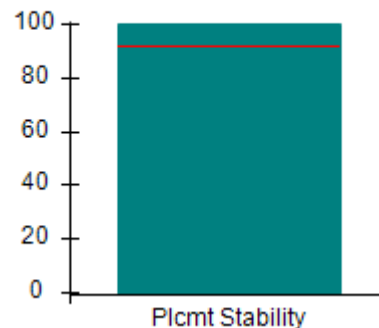
OPM Monitoring Reviews (%)



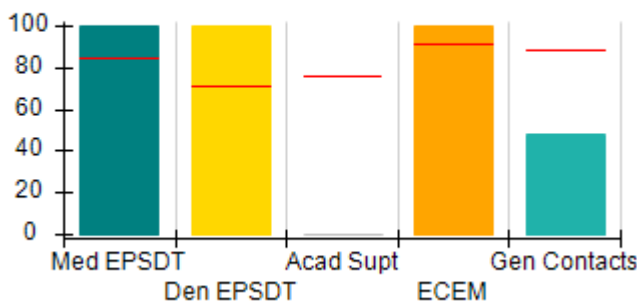
Safety Outcomes (%)



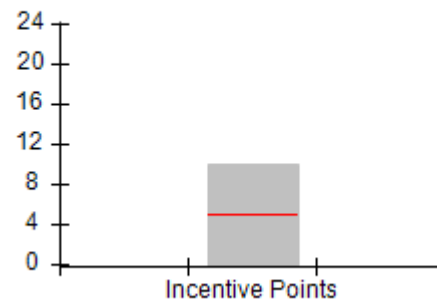
Permanency Outcomes (%)



Well-Being Outcomes (%)



Incentives Earned (Points)





DHS, DFCS, Office of Provider Management
Performance-Based Placement Measures
RBWO Provider GA+SCORECARD - CPA



Report Quarter: Q2 FY2017

Provider/Program Name: Morningstar Children and Family Services - Foster Care Services - Brunswick (765) - CPA				
3596 Darien Highway, Suite 3, Brunswick, GA 31525 Phone: 912-267-3700 Vendor ID# 53071		Quarterly Scores (Grades)		Current Quarter Score (Grade)
		Q1: 93.68 (A-)	Q2: 93.36 (A-)	93.36%
		Q3: N/A	Q4: N/A	(A-)
# New Foster Homes During Quarter: 1		# Children in Care During Quarter: 13	# Placements During Quarter: 13	# Children in Care On Last Day: 10
	Avg Performance All CPAs (%)	Provider Performance (%)*	Possible Points (Weight)	Provider Points Earned
OPM Monitoring Reviews				
Annual Comprehensive Reviews	87%	81%	25	20.33
Safety Reviews	95%	98%	15	14.67
Monitoring Sub-Total			40	35.00
CPA Safety Outcomes				
Incidence of Maltreatment	0.03%	No Substantiated Reports	10	10.00
Staff Training	82%	50%	10	5.00
Safety Sub-Total			20	15.00
CPA Permanency Outcomes				
Placement Stability	92%	100%	15	15.00
Permanency Sub-Total			15	15.00
CPA Well-Being Outcomes				
EPSDT Medical Visits	84%	100%	4	4.00
EPSDT Dental Visits	71%	100%	4	4.00
Academic Supports	76%	0%	3	0.00
Provider ECEM Visits	91%	100%	7	7.00
Provider General Contacts	88%	48%	7	3.36
Placements with Siblings	57%	82%	Not Scored	Not Scored
Placements within Legal County	14%	0%	Not Scored	Not Scored
Well-Being Sub-Total			25	18.36
*Performance calculation descriptions can be found in the FY 2017 RBWO PBP Measurements and Standards Guide.				
Monitoring & Outcomes: Possible Points = 100			Points Earned: 83.36	
Score Before Incentives Credit			83.36%	
Incentives Awarded			10.00 pts	
PBP Verification			N/A pts	
Total Score			93.36%	



DHS, DFCS, Office of Provider Management
Performance-Based Placement Measures
RBWO Provider GA+SCORECARD - CPA



Report Quarter: Q2 FY2017

Provider/Program Name: Morningstar Children and Family Services - Foster Care Services - Brunswick (765) - CPA

# New Foster Homes During Quarter: 1		# Children in Care During Quarter: 13	# Placements During Quarter: 13	# Children in Care On Last Day: 10
CPA Incentive Credits	Avg Performance All CPAs (%)	Provider Performance (%)*	Possible Points (Weight)	Provider Points Earned
Early EPSDT Medical Visits		100%	2	2.00
Early EPSDT Dental Visits		100%	2	2.00
Permanency Contacts		0%	5	0.00
Additional Academic Supports		0%	2	0.00
Foster Hm Retention Rate (threshold = 90)		100%	2	2.00
Foster Hm Recruitment (threshold = 100)		200%	2	2.00
Active Agency Accreditation		50%	4	2.00
Staff Clinical Licensure		0%	5	0.00
Incentives Total	5.04		24	10.00
Maximum total combined incentive credit allowed is 10 points.			Incentives Awarded	10.00

*Performance calculation descriptions can be found in the FY 2017 RBWO PBP Measurements and Standards Guide.

Child Protective Services Investigations and Dispositions

The following investigations data, which is not used for scoring but is considered significant to a provider's performance, is from Georgia SHINES and is not considered final or complete until the end of the fiscal year.

Total Reports:	1
Number Screened In:	0
Number Screened Out:	1
Number Substantiated:	0
Number Unsubstantiated:	0
Number Active CPS Investigations:	0



DHS, DFCS, Office of Provider Management
Performance-Based Placement Measures
RBWO Provider GA+SCORECARD - CPA

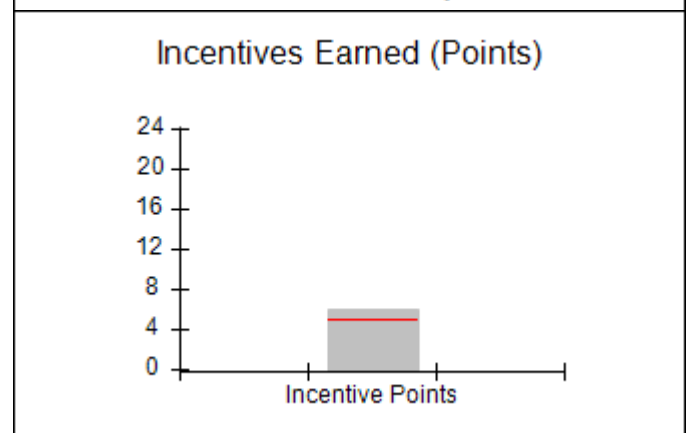
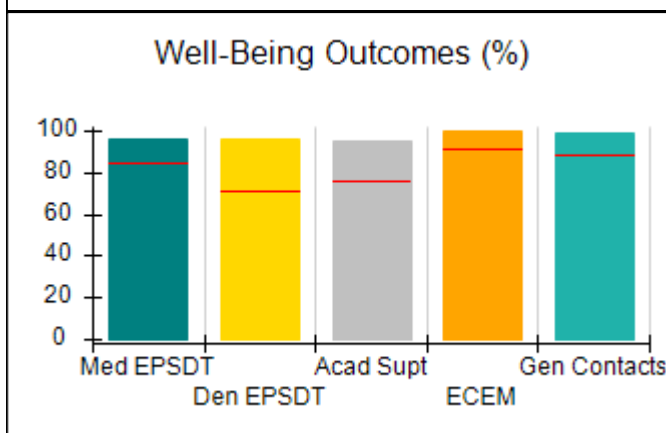
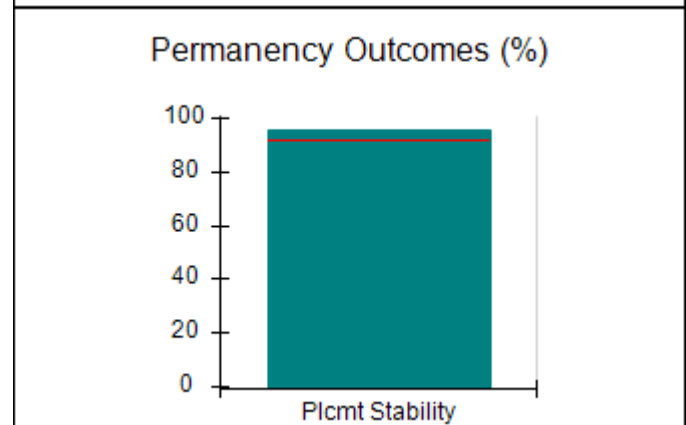
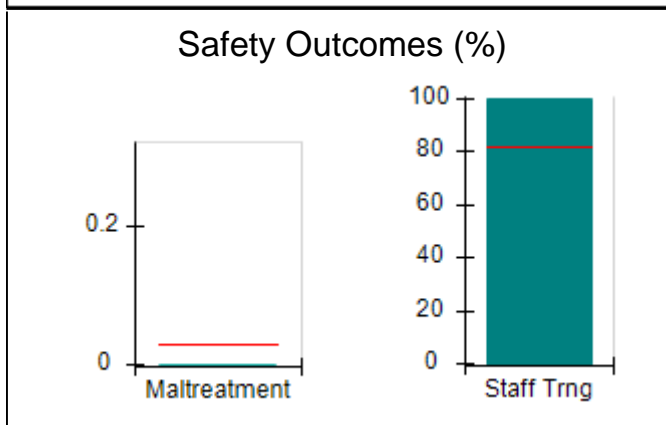
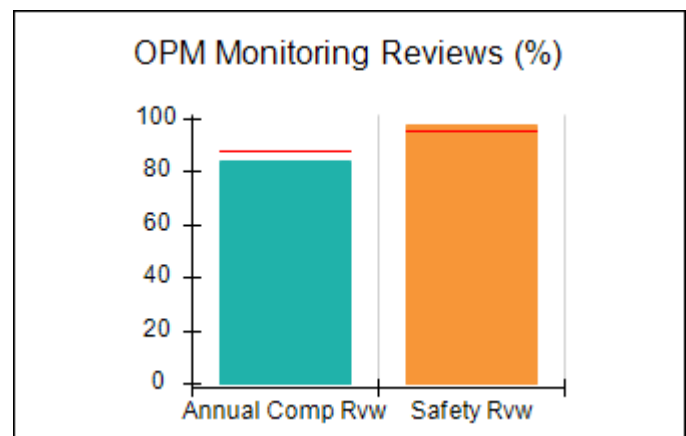
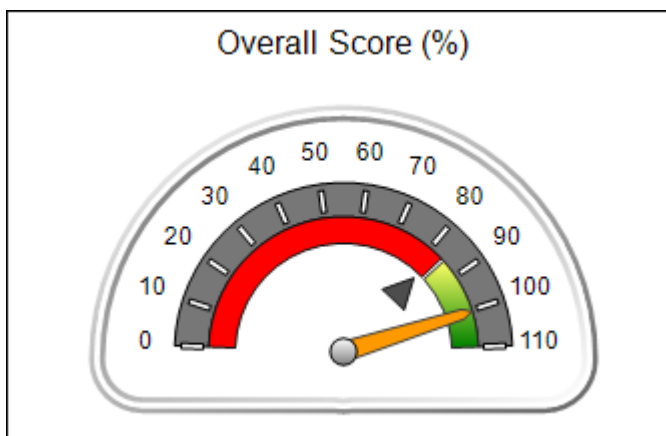


Report Quarter: Q2 FY2017

Provider/Program Name: Murphy-Harpst Children's Centers - Murphy-Harpst CPA (769) - CPA

740 Fletcher St., Cedartown, GA 30125 Phone: 770-748-1500 Vendor ID# 35485	Quarterly Scores (Grades)		Current Quarter Score (Grade)
	Q1: 100.63 (A+)	Q2: 100.39 (A+)	100.39% (A+)
	Q3: N/A	Q4: N/A	
# New Foster Homes During Quarter: 2	# Children in Care During Quarter: 28	# Placements During Quarter: 29	# Children in Care On Last Day: 27
Quarterly Provider Comparisons to All CPAs			

▼ — indicates average for all CPAs





DHS, DFCS, Office of Provider Management
Performance-Based Placement Measures
RBWO Provider GA+SCORECARD - CPA



Report Quarter: Q2 FY2017

Provider/Program Name: Murphy-Harpst Children's Centers - Murphy-Harpst CPA (769) - CPA

740 Fletcher St., Cedartown, GA 30125 Phone: 770-748-1500 Vendor ID# 35485	Quarterly Scores (Grades)		Current Quarter Score (Grade)
	Q1: 100.63 (A+)	Q2: 100.39 (A+)	100.39% (A+)
	Q3: N/A	Q4: N/A	

# New Foster Homes During Quarter: 2	# Children in Care During Quarter: 28	# Placements During Quarter: 29	# Children in Care On Last Day: 27
--------------------------------------	---------------------------------------	---------------------------------	------------------------------------

	Avg Performance All CPAs (%)	Provider Performance (%)*	Possible Points (Weight)	Provider Points Earned
--	-------------------------------------	----------------------------------	---------------------------------	-------------------------------

OPM Monitoring Reviews

Annual Comprehensive Reviews	87%	84%	25	21.00
Safety Reviews	95%	98%	15	14.64
Monitoring Sub-Total			40	35.63

CPA Safety Outcomes

Incidence of Maltreatment	0.03%	No Substantiated Reports	10	10.00
Staff Training	82%	100%	10	10.00
Safety Sub-Total			20	20.00

CPA Permanency Outcomes

Placement Stability	92%	96%	15	14.40
Permanency Sub-Total			15	14.40

CPA Well-Being Outcomes

EPSDT Medical Visits	84%	96%	4	3.84
EPSDT Dental Visits	71%	96%	4	3.84
Academic Supports	76%	95%	3	2.85
Provider ECEM Visits	91%	100%	7	7.00
Provider General Contacts	88%	99%	7	6.93
Placements with Siblings	57%	43%	Not Scored	Not Scored
Placements within Legal County	14%	38%	Not Scored	Not Scored
Well-Being Sub-Total			25	24.46

*Performance calculation descriptions can be found in the FY 2017 RBWO PBP Measurements and Standards Guide.

Monitoring & Outcomes: Possible Points = 100	Points Earned: 94.49
Score Before Incentives Credit	94.49%
Incentives Awarded	5.90 pts
PBP Verification	N/A pts
Total Score	100.39%



DHS, DFCS, Office of Provider Management
Performance-Based Placement Measures
RBWO Provider GA+SCORECARD - CPA



Report Quarter: Q2 FY2017

Provider/Program Name: Murphy-Harpst Children's Centers - Murphy-Harpst CPA (769) - CPA

# New Foster Homes During Quarter: 2		# Children in Care During Quarter: 28	# Placements During Quarter: 29	# Children in Care On Last Day: 27
CPA Incentive Credits	Avg Performance All CPAs (%)	Provider Performance (%)*	Possible Points (Weight)	Provider Points Earned
Early EPSDT Medical Visits		83%	2	1.66
Early EPSDT Dental Visits		92%	2	1.84
Permanency Contacts		None Planned	5	
Additional Academic Supports		20%	2	0.40
Foster Hm Retention Rate (threshold = 90)		85%	2	0.00
Foster Hm Recruitment (threshold = 100)		67%	2	0.00
Active Agency Accreditation		50%	4	2.00
Staff Clinical Licensure		0%	5	0.00
Incentives Total	5.04		24	5.90
Maximum total combined incentive credit allowed is 10 points.			Incentives Awarded	5.90

*Performance calculation descriptions can be found in the FY 2017 RBWO PBP Measurements and Standards Guide.

Child Protective Services Investigations and Dispositions

The following investigations data, which is not used for scoring but is considered significant to a provider's performance, is from Georgia SHINES and is not considered final or complete until the end of the fiscal year.

Total Reports:	1
Number Screened In:	1
Number Screened Out:	0
Number Substantiated:	0
Number Unsubstantiated:	0
Number Active CPS Investigations:	1



DHS, DFCS, Office of Provider Management
Performance-Based Placement Measures
RBWO Provider GA+SCORECARD - CPA



Report Quarter: Q2 FY2017

Provider/Program Name: National Youth Advocate Program - Augusta (683) - CPA

231 Fury's Ferry Rd., Augusta, GA 30901

Phone: 706-724-4387

Vendor ID# 35387

Quarterly Scores (Grades)

Q1: 94.82 (A)

Q2: 91.42 (A-)

Q3: N/A

Q4: N/A

Current Quarter Score (Grade)

91.42%

(A-)

New Foster Homes During Quarter: 2

Children in Care During Quarter: 75

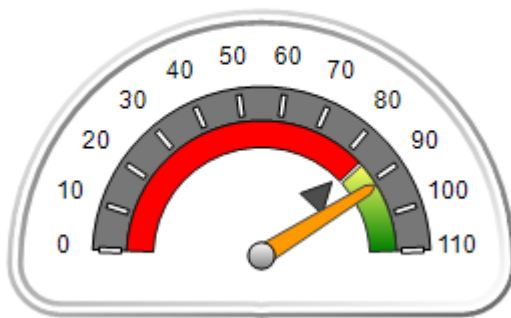
Placements During Quarter: 79

Children in Care On Last Day: 59

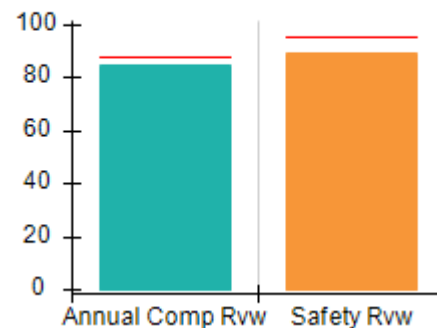
Quarterly Provider Comparisons to All CPAs

— indicates average for all CPAs

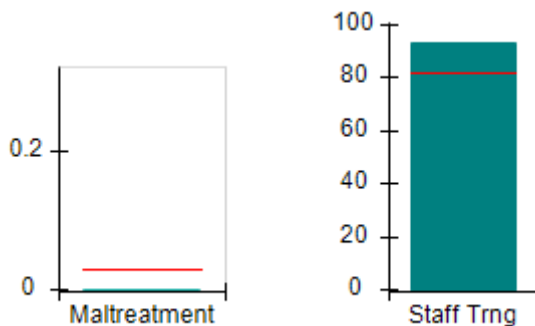
Overall Score (%)



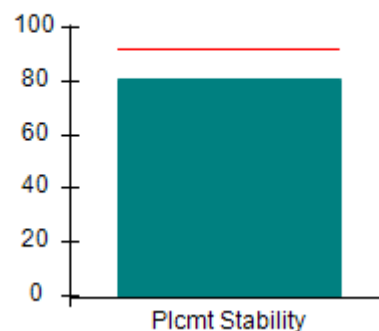
OPM Monitoring Reviews (%)



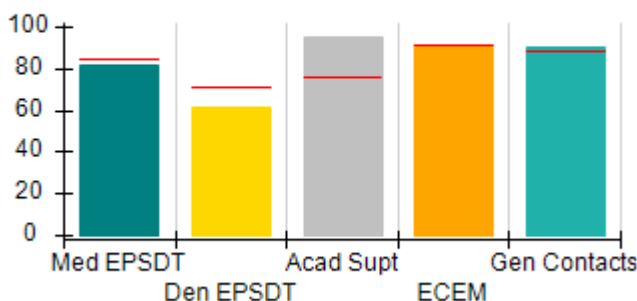
Safety Outcomes (%)



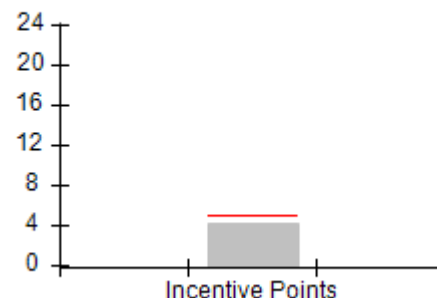
Permanency Outcomes (%)



Well-Being Outcomes (%)



Incentives Earned (Points)





DHS, DFCS, Office of Provider Management
Performance-Based Placement Measures
RBWO Provider GA+SCORECARD - CPA



Report Quarter: Q2 FY2017

Provider/Program Name: National Youth Advocate Program - Augusta (683) - CPA

231 Fury's Ferry Rd., Augusta, GA 30901 Phone: 706-724-4387 Vendor ID# 35387		Quarterly Scores (Grades)		Current Quarter Score (Grade)
		Q1: 94.82 (A)	Q2: 91.42 (A-)	91.42%
		Q3: N/A	Q4: N/A	(A-)
# New Foster Homes During Quarter: 2		# Children in Care During Quarter: 75	# Placements During Quarter: 79	# Children in Care On Last Day: 59
	Avg Performance All CPAs (%)	Provider Performance (%)*	Possible Points (Weight)	Provider Points Earned
OPM Monitoring Reviews				
Annual Comprehensive Reviews	87%	85%	25	21.18
Safety Reviews	95%	89%	15	13.40
Monitoring Sub-Total			40	34.58
CPA Safety Outcomes				
Incidence of Maltreatment	0.03%	No Substantiated Reports	10	10.00
Staff Training	82%	93%	10	9.30
Safety Sub-Total			20	19.30
CPA Permanency Outcomes				
Placement Stability	92%	81%	15	12.15
Permanency Sub-Total			15	12.15
CPA Well-Being Outcomes				
EPSDT Medical Visits	84%	82%	4	3.28
EPSDT Dental Visits	71%	61%	4	2.44
Academic Supports	76%	95%	3	2.85
Provider ECEM Visits	91%	90%	7	6.30
Provider General Contacts	88%	90%	7	6.30
Placements with Siblings	57%	51%	Not Scored	Not Scored
Placements within Legal County	14%	9%	Not Scored	Not Scored
Well-Being Sub-Total			25	21.17

*Performance calculation descriptions can be found in the FY 2017 RBWO PBP Measurements and Standards Guide.

Monitoring & Outcomes: Possible Points = 100		Points Earned: 87.20	
Score Before Incentives Credit			87.20%
Incentives Awarded			4.22 pts
PBP Verification			N/A pts
Total Score			91.42%

Provider/Program Name: National Youth Advocate Program - Augusta (683) - CPA



DHS, DFCS, Office of Provider Management
Performance-Based Placement Measures
RBWO Provider GA+SCORECARD - CPA



Report Quarter: Q2 FY2017

# New Foster Homes During Quarter: 2		# Children in Care During Quarter: 75	# Placements During Quarter: 79	# Children in Care On Last Day: 59
CPA Incentive Credits	Avg Performance All CPAs (%)	Provider Performance (%)*	Possible Points (Weight)	Provider Points Earned
Early EPSDT Medical Visits		32%	2	0.64
Early EPSDT Dental Visits		39%	2	0.78
Permanency Contacts		10%	5	0.50
Additional Academic Supports		15%	2	0.30
Foster Hm Retention Rate (threshold = 90)		71%	2	0.00
Foster Hm Recruitment (threshold = 100)		50%	2	0.00
Active Agency Accreditation		50%	4	2.00
Staff Clinical Licensure		0%	5	0.00
Incentives Total	5.04		24	4.22
Maximum total combined incentive credit allowed is 10 points.			Incentives Awarded	4.22
*Performance calculation descriptions can be found in the FY 2017 RBWO PBP Measurements and Standards Guide.				

Child Protective Services Investigations and Dispositions

The following investigations data, which is not used for scoring but is considered significant to a provider's performance, is from Georgia SHINES and is not considered final or complete until the end of the fiscal year.

Total Reports:	15	
Number Screened In:	10	
Number Screened Out:	5	
Number Substantiated:	0	
Number Unsubstantiated:	7	
Number Active CPS Investigations:	3	



DHS, DFCS, Office of Provider Management
Performance-Based Placement Measures
RBWO Provider GA+SCORECARD - CPA

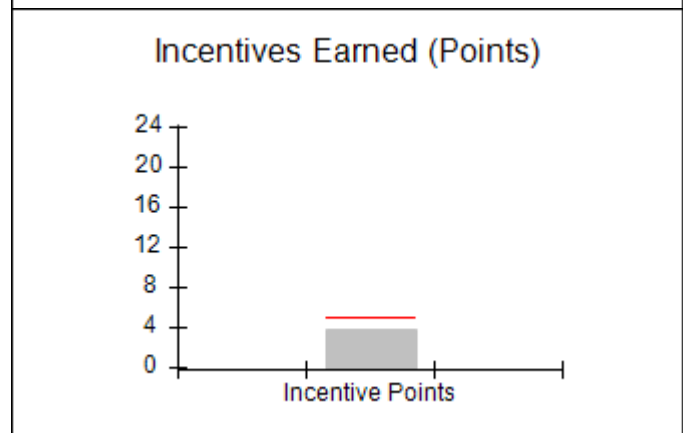
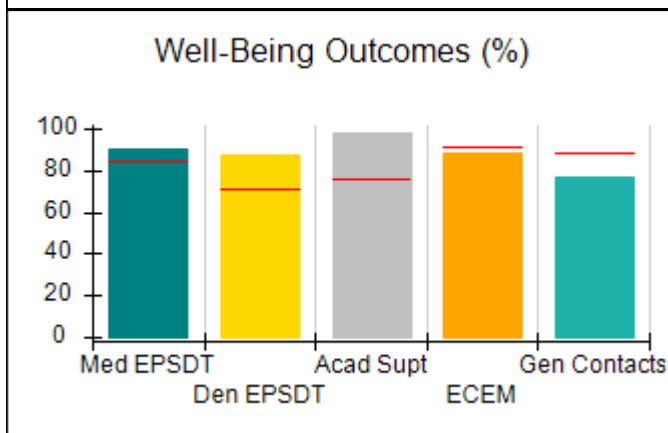
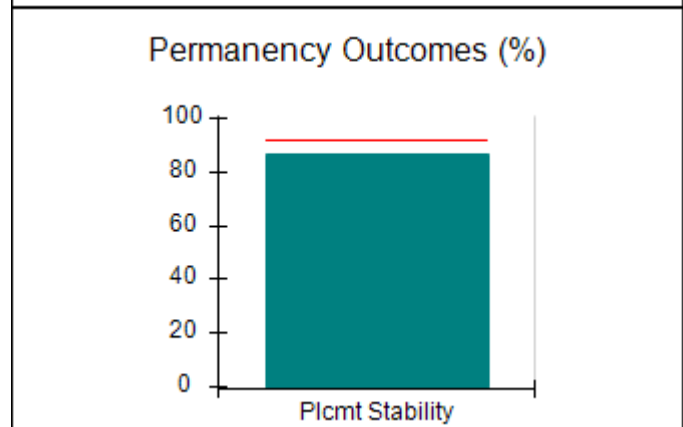
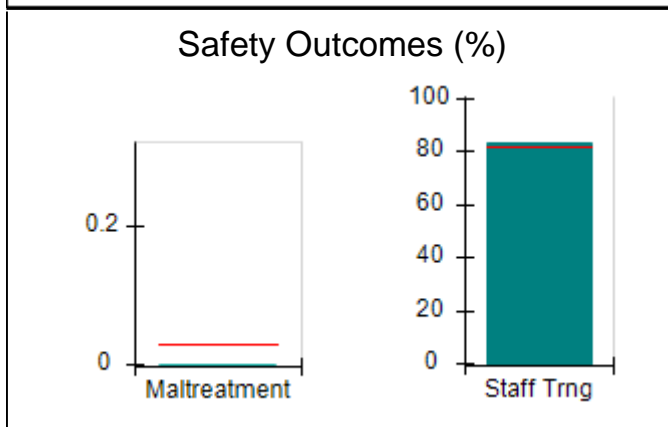
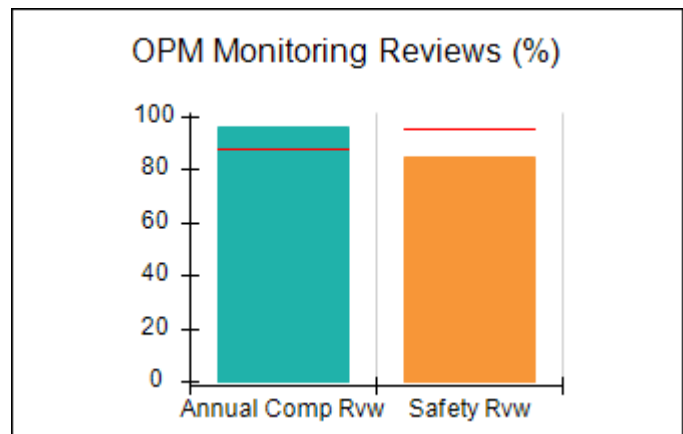
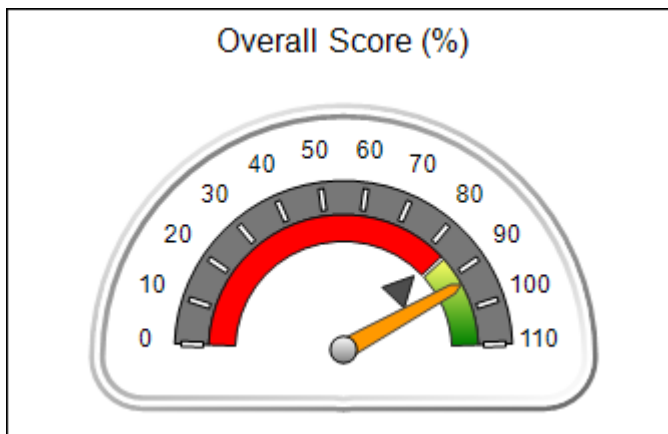


Report Quarter: Q2 FY2017

Provider/Program Name: National Youth Advocate Program - East Point/Decatur (4389) - CPA

315 W. Ponce de Leon Ave., Decatur, GA 30030 Phone: (404) 761-7997 Vendor ID# 84761	Quarterly Scores (Grades)		Current Quarter Score (Grade)
	Q1: 96.86 (A)	Q2: 93.14 (A-)	93.14% (A-)
	Q3: N/A	Q4: N/A	
# New Foster Homes During Quarter: 4	# Children in Care During Quarter: 78	# Placements During Quarter: 81	# Children in Care On Last Day: 54
Quarterly Provider Comparisons to All CPAs			

▼ — indicates average for all CPAs





DHS, DFCS, Office of Provider Management
Performance-Based Placement Measures
RBWO Provider GA+SCORECARD - CPA



Report Quarter: Q2 FY2017

Provider/Program Name: National Youth Advocate Program - East Point/Decatur (4389) - CPA

315 W. Ponce de Leon Ave., Decatur, GA 30030 Phone: (404) 761-7997 Vendor ID# 84761	Quarterly Scores (Grades)		Current Quarter Score (Grade)
	Q1: 96.86 (A)	Q2: 93.14 (A-)	93.14% (A-)
	Q3: N/A	Q4: N/A	

# New Foster Homes During Quarter: 4	# Children in Care During Quarter: 78	# Placements During Quarter: 81	# Children in Care On Last Day: 54
--------------------------------------	---------------------------------------	---------------------------------	------------------------------------

	Avg Performance All CPAs (%)	Provider Performance (%)*	Possible Points (Weight)	Provider Points Earned
--	-------------------------------------	----------------------------------	---------------------------------	-------------------------------

OPM Monitoring Reviews

Annual Comprehensive Reviews	87%	96%	25	23.90
Safety Reviews	95%	84%	15	12.66
Monitoring Sub-Total			40	36.56

CPA Safety Outcomes

Incidence of Maltreatment	0.03%	No Substantiated Reports	10	10.00
Staff Training	82%	83%	10	8.30
Safety Sub-Total			20	18.30

CPA Permanency Outcomes

Placement Stability	92%	87%	15	13.05
Permanency Sub-Total			15	13.05

CPA Well-Being Outcomes

EPSDT Medical Visits	84%	90%	4	3.60
EPSDT Dental Visits	71%	87%	4	3.48
Academic Supports	76%	98%	3	2.94
Provider ECEM Visits	91%	88%	7	6.16
Provider General Contacts	88%	77%	7	5.39
Placements with Siblings	57%	70%	Not Scored	Not Scored
Placements within Legal County	14%	5%	Not Scored	Not Scored
Well-Being Sub-Total			25	21.57

*Performance calculation descriptions can be found in the FY 2017 RBWO PBP Measurements and Standards Guide.

Monitoring & Outcomes: Possible Points = 100	Points Earned: 89.48
Score Before Incentives Credit	89.48%
Incentives Awarded	3.66 pts
PBP Verification	N/A pts
Total Score	93.14%



DHS, DFCS, Office of Provider Management
Performance-Based Placement Measures
RBWO Provider GA+SCORECARD - CPA



Report Quarter: Q2 FY2017

Provider/Program Name: National Youth Advocate Program - East Point/Decatur (4389) - CPA

# New Foster Homes During Quarter: 4		# Children in Care During Quarter: 78	# Placements During Quarter: 81	# Children in Care On Last Day: 54
CPA Incentive Credits	Avg Performance All CPAs (%)	Provider Performance (%)*	Possible Points (Weight)	Provider Points Earned
Early EPSDT Medical Visits		25%	2	0.50
Early EPSDT Dental Visits		58%	2	1.16
Permanency Contacts		0%	5	0.00
Additional Academic Supports		0%	2	0.00
Foster Hm Retention Rate (threshold = 90)		81%	2	0.00
Foster Hm Recruitment (threshold = 100)		75%	2	0.00
Active Agency Accreditation		50%	4	2.00
Staff Clinical Licensure		0%	5	0.00
Incentives Total	5.04		24	3.66
Maximum total combined incentive credit allowed is 10 points.			Incentives Awarded	3.66

*Performance calculation descriptions can be found in the FY 2017 RBWO PBP Measurements and Standards Guide.

Child Protective Services Investigations and Dispositions

The following investigations data, which is not used for scoring but is considered significant to a provider's performance, is from Georgia SHINES and is not considered final or complete until the end of the fiscal year.

Total Reports:	2
Number Screened In:	1
Number Screened Out:	1
Number Substantiated:	0
Number Unsubstantiated:	1
Number Active CPS Investigations:	0



DHS, DFCS, Office of Provider Management
Performance-Based Placement Measures
RBWO Provider GA+SCORECARD - CPA



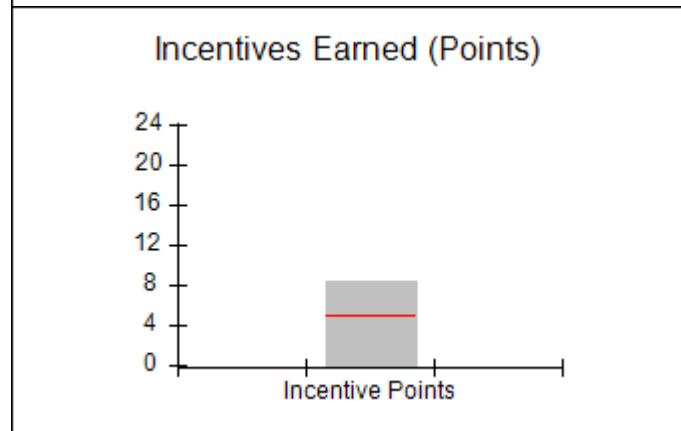
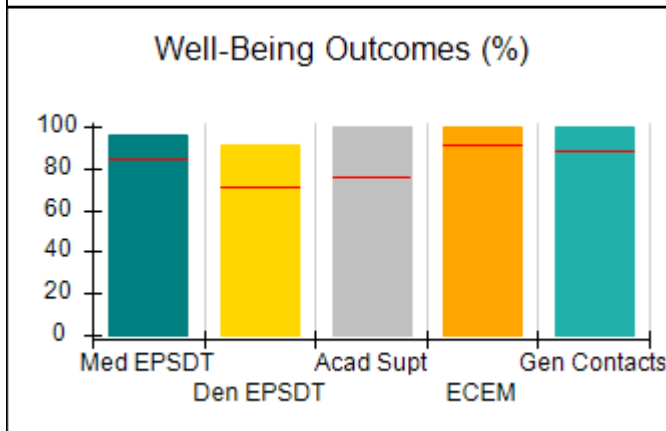
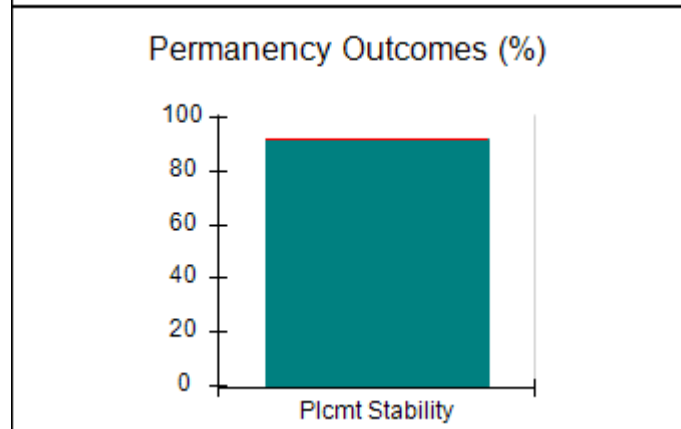
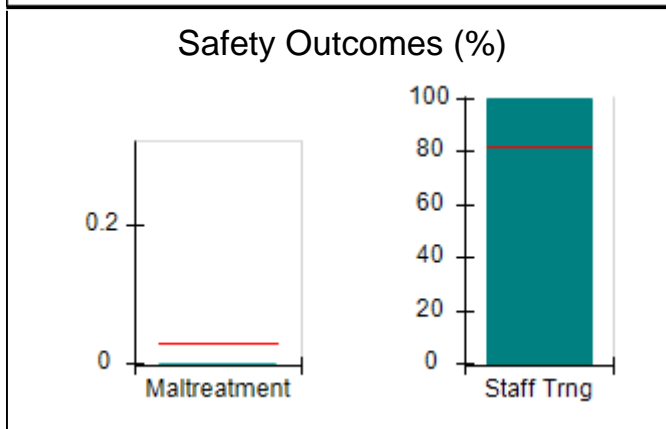
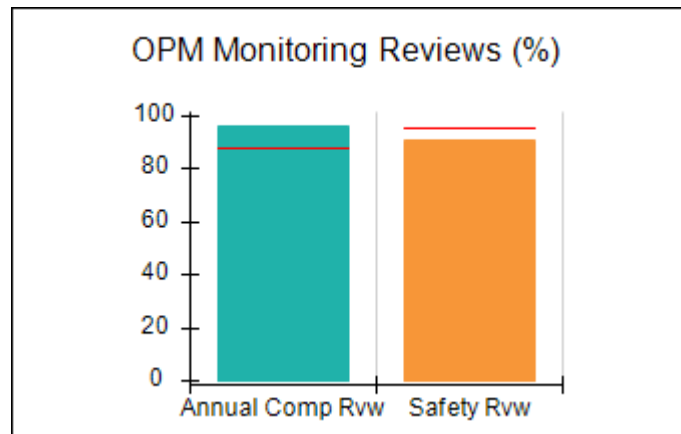
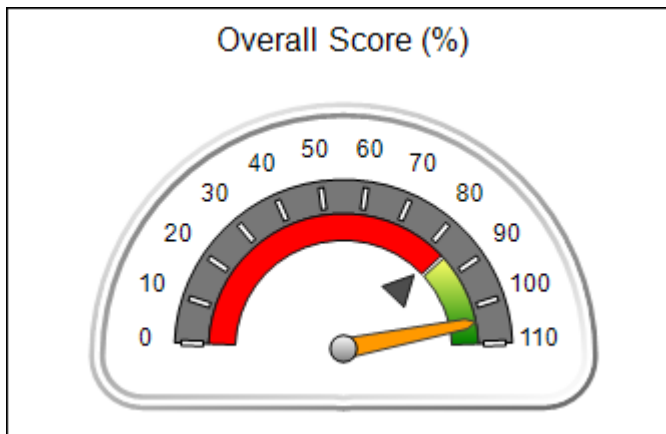
Report Quarter: Q2 FY2017

Provider/Program Name: National Youth Placement Corp, Inc. - (5141) - CPA

1115 Mount Zion Road, Morrow, GA 30260 Phone: 678-422-6064 Vendor ID# 114767	Quarterly Scores (Grades)		Current Quarter Score (Grade)
	Q1: 99.98 (A+)	Q2: 104.18 (A+)	104.18% (A+)
	Q3: N/A	Q4: N/A	
# New Foster Homes During Quarter: 0	# Children in Care During Quarter: 25	# Placements During Quarter: 26	# Children in Care On Last Day: 19

Quarterly Provider Comparisons to All CPAs

▼ — indicates average for all CPAs





DHS, DFCS, Office of Provider Management
Performance-Based Placement Measures
RBWO Provider GA+SCORECARD - CPA



Report Quarter: Q2 FY2017

Provider/Program Name: National Youth Placement Corp, Inc. - (5141) - CPA

1115 Mount Zion Road, Morrow, GA 30260 Phone: 678-422-6064 Vendor ID# 114767		Quarterly Scores (Grades)		Current Quarter Score (Grade)
		Q1: 99.98 (A+)	Q2: 104.18 (A+)	104.18%
		Q3: N/A	Q4: N/A	(A+)
# New Foster Homes During Quarter: 0		# Children in Care During Quarter: 25	# Placements During Quarter: 26	# Children in Care On Last Day: 19
	Avg Performance All CPAs (%)	Provider Performance (%)*	Possible Points (Weight)	Provider Points Earned
OPM Monitoring Reviews				
Annual Comprehensive Reviews	87%	96%	25	23.89
Safety Reviews	95%	91%	15	13.58
Monitoring Sub-Total			40	37.48
CPA Safety Outcomes				
Incidence of Maltreatment	0.03%	No Substantiated Reports	10	10.00
Staff Training	82%	100%	10	10.00
Safety Sub-Total			20	20.00
CPA Permanency Outcomes				
Placement Stability	92%	92%	15	13.80
Permanency Sub-Total			15	13.80
CPA Well-Being Outcomes				
EPSDT Medical Visits	84%	96%	4	3.84
EPSDT Dental Visits	71%	91%	4	3.64
Academic Supports	76%	100%	3	3.00
Provider ECEM Visits	91%	100%	7	7.00
Provider General Contacts	88%	100%	7	7.00
Placements with Siblings	57%	82%	Not Scored	Not Scored
Placements within Legal County	14%	0%	Not Scored	Not Scored
Well-Being Sub-Total			25	24.48

*Performance calculation descriptions can be found in the FY 2017 RBWO PBP Measurements and Standards Guide.

Monitoring & Outcomes: Possible Points = 100		Points Earned: 95.76	
Score Before Incentives Credit			95.76%
Incentives Awarded			8.42 pts
PBP Verification			N/A pts
Total Score			104.18%

Provider/Program Name: National Youth Placement Corp, Inc. - (5141) - CPA



DHS, DFCS, Office of Provider Management
Performance-Based Placement Measures
RBWO Provider GA+SCORECARD - CPA



Report Quarter: Q2 FY2017

# New Foster Homes During Quarter: 0		# Children in Care During Quarter: 25	# Placements During Quarter: 26	# Children in Care On Last Day: 19
CPA Incentive Credits	Avg Performance All CPAs (%)	Provider Performance (%)*	Possible Points (Weight)	Provider Points Earned
Early EPSDT Medical Visits		75%	2	1.50
Early EPSDT Dental Visits		71%	2	1.42
Permanency Contacts		100%	5	5.00
Additional Academic Supports		0%	2	0.00
Foster Hm Retention Rate (threshold = 90)		50%	2	0.00
Foster Hm Recruitment (threshold = 100)		0%	2	0.00
Active Agency Accreditation		0%	4	0.00
Staff Clinical Licensure		10%	5	0.50
Incentives Total	5.04		24	8.42
Maximum total combined incentive credit allowed is 10 points.			Incentives Awarded	8.42
*Performance calculation descriptions can be found in the FY 2017 RBWO PBP Measurements and Standards Guide.				

Child Protective Services Investigations and Dispositions

The following investigations data, which is not used for scoring but is considered significant to a provider's performance, is from Georgia SHINES and is not considered final or complete until the end of the fiscal year.

Total Reports:	1	
Number Screened In:	0	
Number Screened Out:	1	
Number Substantiated:	0	
Number Unsubstantiated:	2	
Number Active CPS Investigations:	-2	



DHS, DFCS, Office of Provider Management
Performance-Based Placement Measures
RBWO Provider GA+SCORECARD - CPA



Report Quarter: Q2 FY2017

Provider/Program Name: Neighbor to Family - Chatham County (4960) - CPA

801 Green St., Augusta, GA 30901

Phone: 706-396-2180

Vendor ID# 89583

Quarterly Scores (Grades)

Q1: 108.98 (A+)

Q2: 106.95 (A+)

Q3: N/A

Q4: N/A

Current Quarter Score (Grade)

106.95%

(A+)

New Foster Homes During Quarter: 0

Children in Care During Quarter: 6

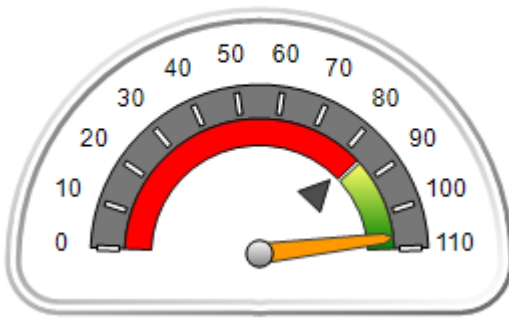
Placements During Quarter: 6

Children in Care On Last Day: 6

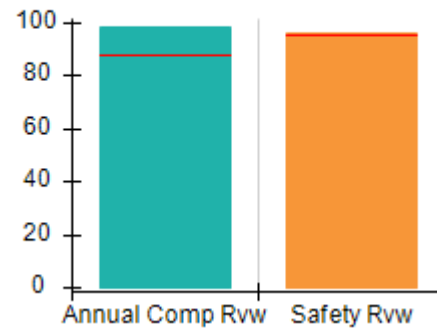
Quarterly Provider Comparisons to All CPAs

▼ — indicates average for all CPAs

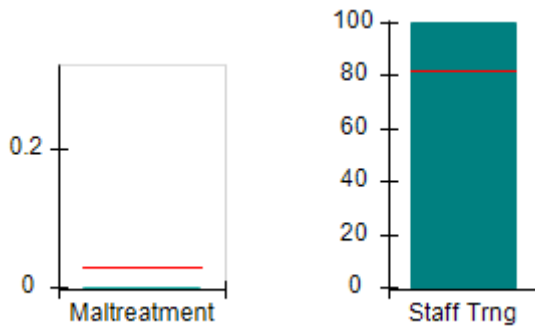
Overall Score (%)



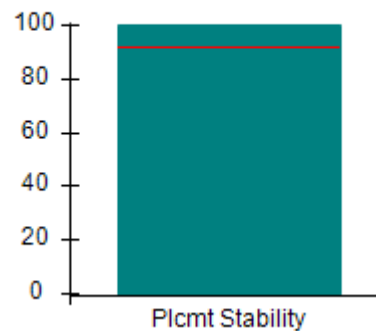
OPM Monitoring Reviews (%)



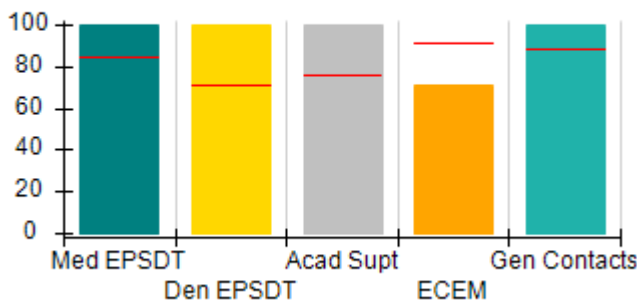
Safety Outcomes (%)



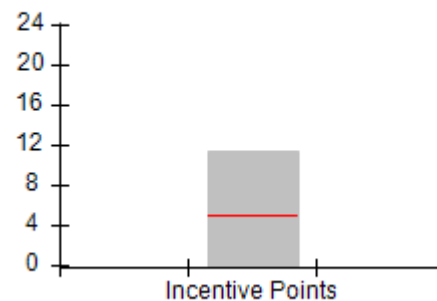
Permanency Outcomes (%)



Well-Being Outcomes (%)



Incentives Earned (Points)





DHS, DFCS, Office of Provider Management
Performance-Based Placement Measures
RBWO Provider GA+SCORECARD - CPA



Report Quarter: Q2 FY2017

Provider/Program Name: Neighbor to Family - Chatham County (4960) - CPA

801 Green St., Augusta, GA 30901 Phone: 706-396-2180 Vendor ID# 89583		Quarterly Scores (Grades)		Current Quarter Score (Grade)
		Q1: 108.98 (A+)	Q2: 106.95 (A+)	106.95%
		Q3: N/A	Q4: N/A	(A+)
# New Foster Homes During Quarter: 0		# Children in Care During Quarter: 6	# Placements During Quarter: 6	# Children in Care On Last Day: 6
	Avg Performance All CPAs (%)	Provider Performance (%)*	Possible Points (Weight)	Provider Points Earned
OPM Monitoring Reviews				
Annual Comprehensive Reviews	87%	98%	25	24.58
Safety Reviews	95%	96%	15	14.40
Monitoring Sub-Total			40	38.98
CPA Safety Outcomes				
Incidence of Maltreatment	0.03%	No Substantiated Reports	10	10.00
Staff Training	82%	100%	10	10.00
Safety Sub-Total			20	20.00
CPA Permanency Outcomes				
Placement Stability	92%	100%	15	15.00
Permanency Sub-Total			15	15.00
CPA Well-Being Outcomes				
EPSDT Medical Visits	84%	100%	4	4.00
EPSDT Dental Visits	71%	100%	4	4.00
Academic Supports	76%	100%	3	3.00
Provider ECEM Visits	91%	71%	7	4.97
Provider General Contacts	88%	100%	7	7.00
Placements with Siblings	57%	Not Eligible	Not Scored	Not Scored
Placements within Legal County	14%	100%	Not Scored	Not Scored
Well-Being Sub-Total			25	22.97

*Performance calculation descriptions can be found in the FY 2017 RBWO PBP Measurements and Standards Guide.

Monitoring & Outcomes: Possible Points = 100		Points Earned: 96.95	
Score Before Incentives Credit			96.95%
Incentives Awarded			10.00 pts
PBP Verification			N/A pts
Total Score			106.95%

Provider/Program Name: Neighbor to Family - Chatham County (4960) - CPA



DHS, DFCS, Office of Provider Management
Performance-Based Placement Measures
RBWO Provider GA+SCORECARD - CPA



Report Quarter: Q2 FY2017

# New Foster Homes During Quarter: 0		# Children in Care During Quarter: 6	# Placements During Quarter: 6	# Children in Care On Last Day: 6
CPA Incentive Credits	Avg Performance All CPAs (%)	Provider Performance (%)*	Possible Points (Weight)	Provider Points Earned
Early EPSDT Medical Visits		100%	2	2.00
Early EPSDT Dental Visits		100%	2	2.00
Permanency Contacts		0%	5	0.00
Additional Academic Supports		67%	2	1.34
Foster Hm Retention Rate (threshold = 90)		100%	2	2.00
Foster Hm Recruitment (threshold = 100)		0%	2	0.00
Active Agency Accreditation		100%	4	4.00
Staff Clinical Licensure		0%	5	0.00
Incentives Total	5.04		24	11.34
Maximum total combined incentive credit allowed is 10 points.			Incentives Awarded	10.00
*Performance calculation descriptions can be found in the FY 2017 RBWO PBP Measurements and Standards Guide.				

Child Protective Services Investigations and Dispositions

The following investigations data, which is not used for scoring but is considered significant to a provider's performance, is from Georgia SHINES and is not considered final or complete until the end of the fiscal year.

Total Reports:	0
Number Screened In:	0
Number Screened Out:	0
Number Substantiated:	0
Number Unsubstantiated:	0
Number Active CPS Investigations:	0



DHS, DFCS, Office of Provider Management
Performance-Based Placement Measures
RBWO Provider GA+SCORECARD - CPA



Report Quarter: Q2 FY2017

Provider/Program Name: Neighbor to Family - Dekalb County (1031) - CPA

1900 Century Pl., Atlanta, GA 30345 Phone: 404-486-5831 Vendor ID# 35503	Quarterly Scores (Grades)		Current Quarter Score (Grade)
	Q1: 96.02 (A)	Q2: 95.62 (A)	95.62% (A)
	Q3: N/A	Q4: N/A	
# New Foster Homes During Quarter: 1	# Children in Care During Quarter: 58	# Placements During Quarter: 59	# Children in Care On Last Day: 44

Quarterly Provider Comparisons to All CPAs

▼ — indicates average for all CPAs





DHS, DFCS, Office of Provider Management
Performance-Based Placement Measures
RBWO Provider GA+SCORECARD - CPA



Report Quarter: Q2 FY2017

Provider/Program Name: Neighbor to Family - Dekalb County (1031) - CPA

1900 Century Pl., Atlanta, GA 30345 Phone: 404-486-5831 Vendor ID# 35503		Quarterly Scores (Grades)		Current Quarter Score (Grade)
		Q1: 96.02 (A)	Q2: 95.62 (A)	95.62%
		Q3: N/A	Q4: N/A	(A)
# New Foster Homes During Quarter: 1		# Children in Care During Quarter: 58	# Placements During Quarter: 59	# Children in Care On Last Day: 44
	Avg Performance All CPAs (%)	Provider Performance (%)*	Possible Points (Weight)	Provider Points Earned
OPM Monitoring Reviews				
Annual Comprehensive Reviews	87%	89%	25	22.27
Safety Reviews	95%	95%	15	14.22
Monitoring Sub-Total			40	36.48
CPA Safety Outcomes				
Incidence of Maltreatment	0.03%	No Substantiated Reports	10	10.00
Staff Training	82%	100%	10	10.00
Safety Sub-Total			20	20.00
CPA Permanency Outcomes				
Placement Stability	92%	98%	15	14.70
Permanency Sub-Total			15	14.70
CPA Well-Being Outcomes				
EPSDT Medical Visits	84%	70%	4	2.80
EPSDT Dental Visits	71%	55%	4	2.20
Academic Supports	76%	89%	3	2.67
Provider ECEM Visits	91%	88%	7	6.16
Provider General Contacts	88%	89%	7	6.23
Placements with Siblings	57%	72%	Not Scored	Not Scored
Placements within Legal County	14%	0%	Not Scored	Not Scored
Well-Being Sub-Total			25	20.06

*Performance calculation descriptions can be found in the FY 2017 RBWO PBP Measurements and Standards Guide.

Monitoring & Outcomes: Possible Points = 100		Points Earned: 91.24	
Score Before Incentives Credit			91.24%
Incentives Awarded			4.38 pts
PBP Verification			N/A pts
Total Score			95.62%

Provider/Program Name: Neighbor to Family - Dekalb County (1031) - CPA



DHS, DFCS, Office of Provider Management
Performance-Based Placement Measures
RBWO Provider GA+SCORECARD - CPA



Report Quarter: Q2 FY2017

# New Foster Homes During Quarter: 1		# Children in Care During Quarter: 58	# Placements During Quarter: 59	# Children in Care On Last Day: 44
CPA Incentive Credits	Avg Performance All CPAs (%)	Provider Performance (%)*	Possible Points (Weight)	Provider Points Earned
Early EPSDT Medical Visits		0%	2	0.00
Early EPSDT Dental Visits		19%	2	0.38
Permanency Contacts		0%	5	0.00
Additional Academic Supports		0%	2	0.00
Foster Hm Retention Rate (threshold = 90)		94%	2	2.00
Foster Hm Recruitment (threshold = 100)		50%	2	0.00
Active Agency Accreditation		50%	4	2.00
Staff Clinical Licensure		0%	5	0.00
Incentives Total	5.04		24	4.38
Maximum total combined incentive credit allowed is 10 points.			Incentives Awarded	4.38
*Performance calculation descriptions can be found in the FY 2017 RBWO PBP Measurements and Standards Guide.				

Child Protective Services Investigations and Dispositions

The following investigations data, which is not used for scoring but is considered significant to a provider's performance, is from Georgia SHINES and is not considered final or complete until the end of the fiscal year.

Total Reports:	0	
Number Screened In:	0	
Number Screened Out:	0	
Number Substantiated:	0	
Number Unsubstantiated:	1	
Number Active CPS Investigations:	-1	



DHS, DFCS, Office of Provider Management
Performance-Based Placement Measures
RBWO Provider GA+SCORECARD - CPA



Report Quarter: Q2 FY2017

Provider/Program Name: Neighbor to Family - Douglas County (1033) - CPA

2075 W Park Pl., Stone Mountain, GA 30087

Phone: 770-465-5170

Vendor ID# 35502

Quarterly Scores (Grades)

Q1: 90.82 (A-)

Q2: 99.71 (A+)

Q3: N/A

Q4: N/A

Current Quarter Score (Grade)

99.71%

(A+)

New Foster Homes During Quarter: 0

Children in Care During Quarter: 9

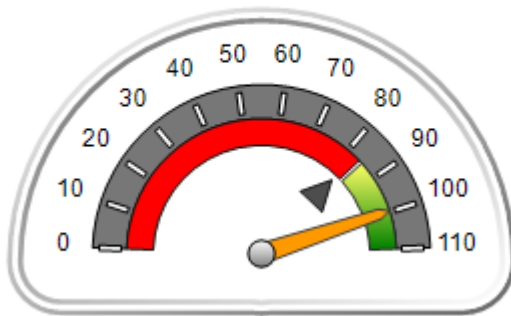
Placements During Quarter: 9

Children in Care On Last Day: 7

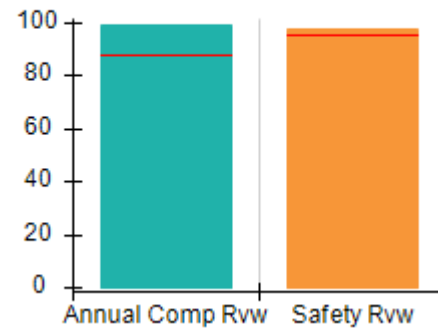
Quarterly Provider Comparisons to All CPAs

— indicates average for all CPAs

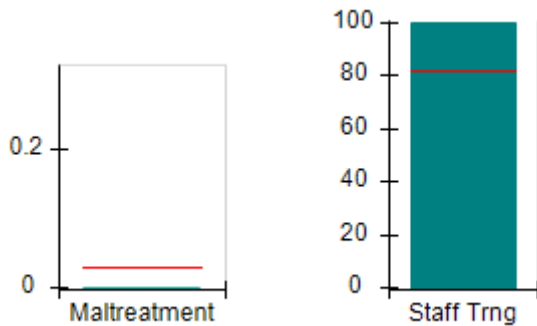
Overall Score (%)



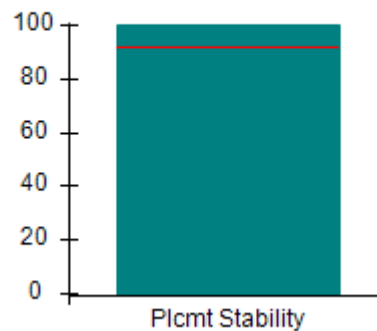
OPM Monitoring Reviews (%)



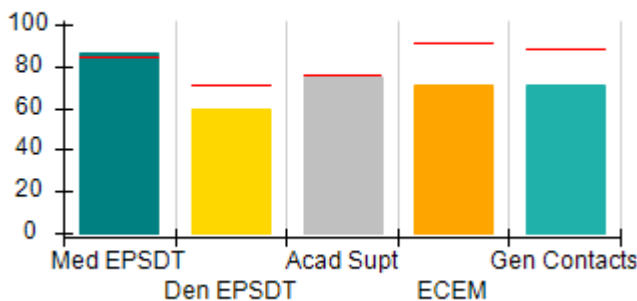
Safety Outcomes (%)



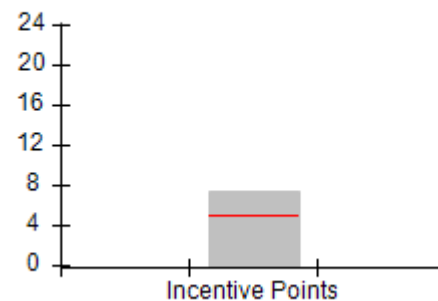
Permanency Outcomes (%)



Well-Being Outcomes (%)



Incentives Earned (Points)





DHS, DFCS, Office of Provider Management
Performance-Based Placement Measures
RBWO Provider GA+SCORECARD - CPA



Report Quarter: Q2 FY2017

Provider/Program Name: Neighbor to Family - Douglas County (1033) - CPA

2075 W Park Pl., Stone Mountain, GA 30087		Quarterly Scores (Grades)		Current Quarter Score (Grade)
Phone: 770-465-5170		Q1: 90.82 (A-)	Q2: 99.71 (A+)	99.71%
Vendor ID# 35502		Q3: N/A	Q4: N/A	(A+)
# New Foster Homes During Quarter: 0		# Children in Care During Quarter: 9	# Placements During Quarter: 9	# Children in Care On Last Day: 7
	Avg Performance All CPAs (%)	Provider Performance (%)*	Possible Points (Weight)	Provider Points Earned
OPM Monitoring Reviews				
Annual Comprehensive Reviews	87%	99%	25	24.75
Safety Reviews	95%	98%	15	14.63
Monitoring Sub-Total			40	39.38
CPA Safety Outcomes				
Incidence of Maltreatment	0.03%	No Substantiated Reports	10	10.00
Staff Training	82%	100%	10	10.00
Safety Sub-Total			20	20.00
CPA Permanency Outcomes				
Placement Stability	92%	100%	15	15.00
Permanency Sub-Total			15	15.00
CPA Well-Being Outcomes				
EPSDT Medical Visits	84%	86%	4	3.44
EPSDT Dental Visits	71%	60%	4	2.40
Academic Supports	76%	75%	3	2.25
Provider ECEM Visits	91%	71%	7	4.97
Provider General Contacts	88%	71%	7	4.97
Placements with Siblings	57%	Not Eligible	Not Scored	Not Scored
Placements within Legal County	14%	0%	Not Scored	Not Scored
Well-Being Sub-Total			25	18.03

*Performance calculation descriptions can be found in the FY 2017 RBWO PBP Measurements and Standards Guide.

Monitoring & Outcomes: Possible Points = 100		Points Earned: 92.41	
Score Before Incentives Credit			92.41%
Incentives Awarded			7.30 pts
PBP Verification			N/A pts
Total Score			99.71%

Provider/Program Name: Neighbor to Family - Douglas County (1033) - CPA



DHS, DFCS, Office of Provider Management
Performance-Based Placement Measures
RBWO Provider GA+SCORECARD - CPA



Report Quarter: Q2 FY2017

# New Foster Homes During Quarter: 0		# Children in Care During Quarter: 9	# Placements During Quarter: 9	# Children in Care On Last Day: 7
CPA Incentive Credits	Avg Performance All CPAs (%)	Provider Performance (%)*	Possible Points (Weight)	Provider Points Earned
Early EPSDT Medical Visits		80%	2	1.60
Early EPSDT Dental Visits		60%	2	1.20
Permanency Contacts		0%	5	0.00
Additional Academic Supports		0%	2	0.00
Foster Hm Retention Rate (threshold = 90)		100%	2	2.00
Foster Hm Recruitment (threshold = 100)		0%	2	0.00
Active Agency Accreditation		50%	4	2.00
Staff Clinical Licensure		10%	5	0.50
Incentives Total	5.04		24	7.30
Maximum total combined incentive credit allowed is 10 points.			Incentives Awarded	7.30
*Performance calculation descriptions can be found in the FY 2017 RBWO PBP Measurements and Standards Guide.				

Child Protective Services Investigations and Dispositions

The following investigations data, which is not used for scoring but is considered significant to a provider's performance, is from Georgia SHINES and is not considered final or complete until the end of the fiscal year.

Total Reports:	0	
Number Screened In:	0	
Number Screened Out:	0	
Number Substantiated:	0	
Number Unsubstantiated:	0	
Number Active CPS Investigations:	0	



DHS, DFCS, Office of Provider Management
Performance-Based Placement Measures
RBWO Provider GA+SCORECARD - CPA



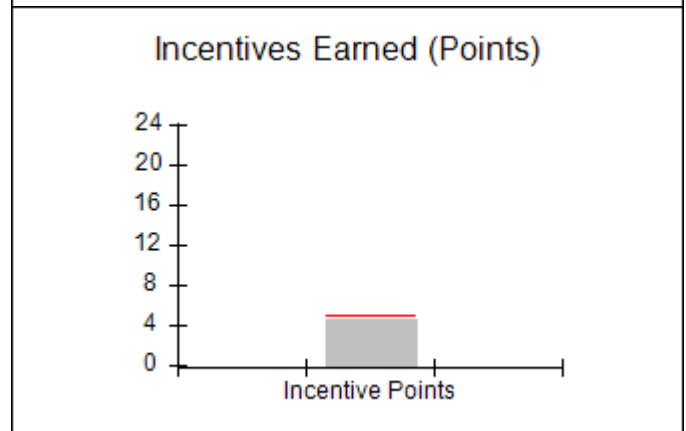
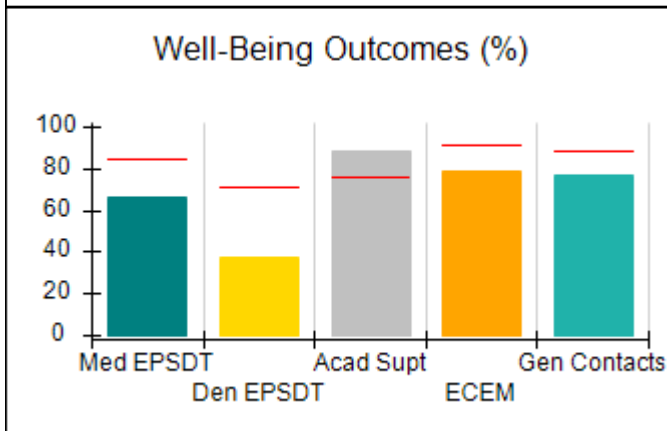
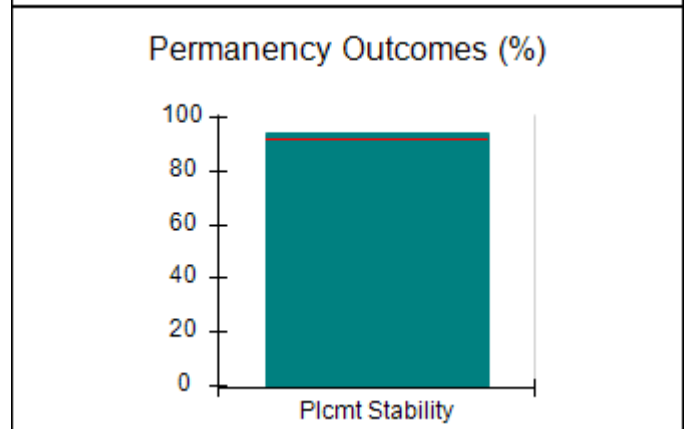
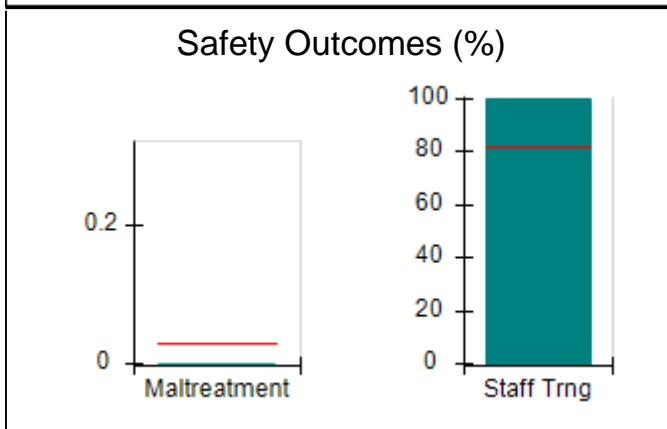
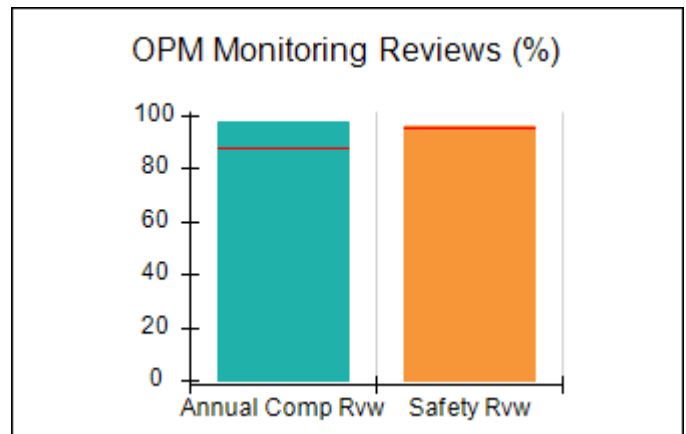
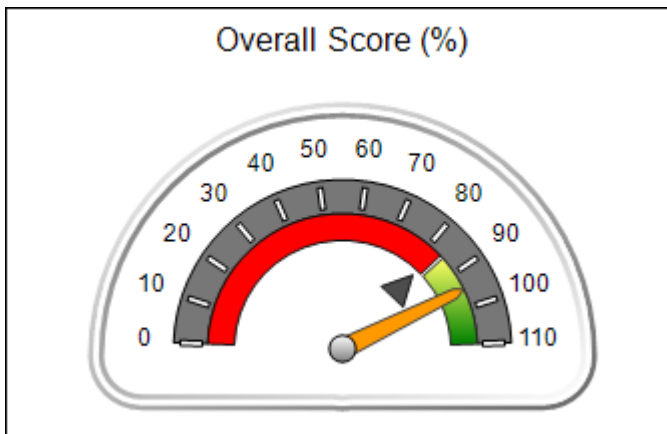
Report Quarter: Q2 FY2017

Provider/Program Name: Neighbor to Family - Fulton County (774) - CPA

1900 Century Pl., Atlanta, GA 30345 Phone: 404-315-0100 Vendor ID# 35505	Quarterly Scores (Grades)		Current Quarter Score (Grade)
	Q1: 97.81 (A+)	Q2: 94.99 (A)	94.99% (A)
	Q3: N/A	Q4: N/A	
# New Foster Homes During Quarter: 0	# Children in Care During Quarter: 35	# Placements During Quarter: 35	# Children in Care On Last Day: 29

Quarterly Provider Comparisons to All CPAs

▼ — indicates average for all CPAs





DHS, DFCS, Office of Provider Management
Performance-Based Placement Measures
RBWO Provider GA+SCORECARD - CPA



Report Quarter: Q2 FY2017

Provider/Program Name: Neighbor to Family - Fulton County (774) - CPA

1900 Century Pl., Atlanta, GA 30345		Quarterly Scores (Grades)		Current Quarter Score (Grade)
Phone: 404-315-0100		Q1: 97.81 (A+)	Q2: 94.99 (A)	94.99%
Vendor ID# 35505		Q3: N/A	Q4: N/A	(A)
# New Foster Homes During Quarter: 0		# Children in Care During Quarter: 35	# Placements During Quarter: 35	# Children in Care On Last Day: 29
	Avg Performance All CPAs (%)	Provider Performance (%)*	Possible Points (Weight)	Provider Points Earned
OPM Monitoring Reviews				
Annual Comprehensive Reviews	87%	97%	25	24.33
Safety Reviews	95%	96%	15	14.34
Monitoring Sub-Total			40	38.67
CPA Safety Outcomes				
Incidence of Maltreatment	0.03%	No Substantiated Reports	10	10.00
Staff Training	82%	100%	10	10.00
Safety Sub-Total			20	20.00
CPA Permanency Outcomes				
Placement Stability	92%	94%	15	14.10
Permanency Sub-Total			15	14.10
CPA Well-Being Outcomes				
EPSDT Medical Visits	84%	66%	4	2.64
EPSDT Dental Visits	71%	38%	4	1.52
Academic Supports	76%	88%	3	2.64
Provider ECEM Visits	91%	79%	7	5.53
Provider General Contacts	88%	77%	7	5.39
Placements with Siblings	57%	13%	Not Scored	Not Scored
Placements within Legal County	14%	0%	Not Scored	Not Scored
Well-Being Sub-Total			25	17.72

*Performance calculation descriptions can be found in the FY 2017 RBWO PBP Measurements and Standards Guide.

Monitoring & Outcomes: Possible Points = 100		Points Earned: 90.49	
Score Before Incentives Credit			90.49%
Incentives Awarded			4.50 pts
PBP Verification			N/A pts
Total Score			94.99%

Provider/Program Name: Neighbor to Family - Fulton County (774) - CPA



DHS, DFCS, Office of Provider Management
Performance-Based Placement Measures
RBWO Provider GA+SCORECARD - CPA



Report Quarter: Q2 FY2017

# New Foster Homes During Quarter: 0		# Children in Care During Quarter: 35	# Placements During Quarter: 35	# Children in Care On Last Day: 29
CPA Incentive Credits	Avg Performance All CPAs (%)	Provider Performance (%)*	Possible Points (Weight)	Provider Points Earned
Early EPSDT Medical Visits		9%	2	0.18
Early EPSDT Dental Visits		14%	2	0.28
Permanency Contacts		0%	5	0.00
Additional Academic Supports		2%	2	0.04
Foster Hm Retention Rate (threshold = 90)		100%	2	2.00
Foster Hm Recruitment (threshold = 100)		0%	2	0.00
Active Agency Accreditation		50%	4	2.00
Staff Clinical Licensure		0%	5	0.00
Incentives Total	5.04		24	4.50
Maximum total combined incentive credit allowed is 10 points.			Incentives Awarded	4.50
*Performance calculation descriptions can be found in the FY 2017 RBWO PBP Measurements and Standards Guide.				

Child Protective Services Investigations and Dispositions

The following investigations data, which is not used for scoring but is considered significant to a provider's performance, is from Georgia SHINES and is not considered final or complete until the end of the fiscal year.

Total Reports:	0	
Number Screened In:	0	
Number Screened Out:	0	
Number Substantiated:	0	
Number Unsubstantiated:	0	
Number Active CPS Investigations:	0	



DHS, DFCS, Office of Provider Management
Performance-Based Placement Measures
RBWO Provider GA+SCORECARD - CPA



Report Quarter: Q2 FY2017

Provider/Program Name: Neighbor to Family - Gwinnett County (1032) - CPA

2075 W Park Pl., Stone Mountain, GA 30087

Phone: 770-465-5170

Vendor ID# 35504

Quarterly Scores (Grades)

Q1: 93.77 (A-)

Q2: 99.34 (A+)

Q3: N/A

Q4: N/A

Current Quarter Score (Grade)

99.34%

(A+)

New Foster Homes During Quarter: 0

Children in Care During Quarter: 44

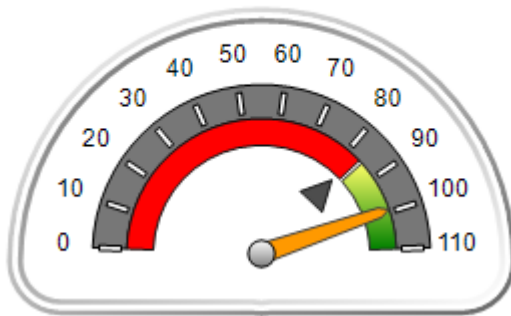
Placements During Quarter: 44

Children in Care On Last Day: 39

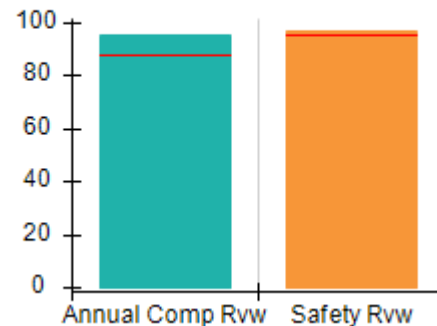
Quarterly Provider Comparisons to All CPAs

— indicates average for all CPAs

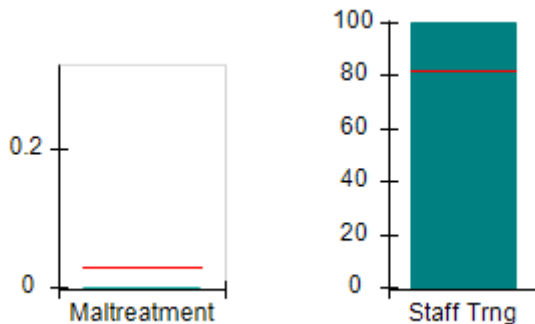
Overall Score (%)



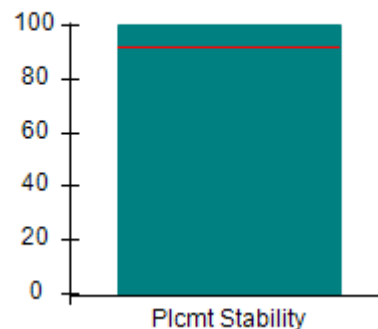
OPM Monitoring Reviews (%)



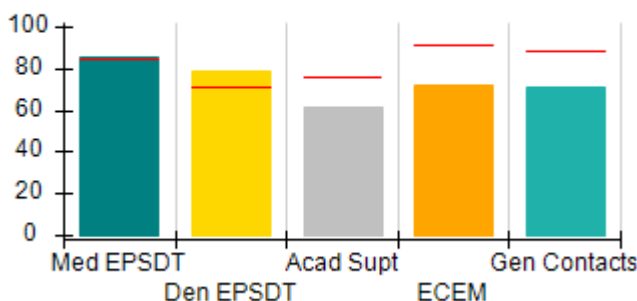
Safety Outcomes (%)



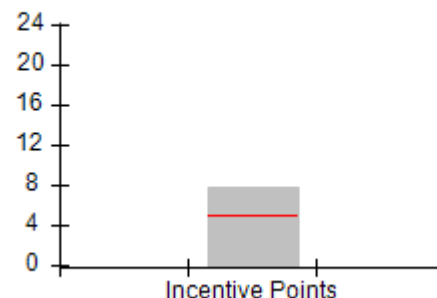
Permanency Outcomes (%)



Well-Being Outcomes (%)



Incentives Earned (Points)





DHS, DFCS, Office of Provider Management
Performance-Based Placement Measures
RBWO Provider GA+SCORECARD - CPA



Report Quarter: Q2 FY2017

Provider/Program Name: Neighbor to Family - Gwinnett County (1032) - CPA

2075 W Park Pl., Stone Mountain, GA 30087		Quarterly Scores (Grades)		Current Quarter Score (Grade)
Phone: 770-465-5170		Q1: 93.77 (A-)	Q2: 99.34 (A+)	99.34%
Vendor ID# 35504		Q3: N/A	Q4: N/A	(A+)
# New Foster Homes During Quarter: 0		# Children in Care During Quarter: 44	# Placements During Quarter: 44	# Children in Care On Last Day: 39
	Avg Performance All CPAs (%)	Provider Performance (%)*	Possible Points (Weight)	Provider Points Earned
OPM Monitoring Reviews				
Annual Comprehensive Reviews	87%	95%	25	23.72
Safety Reviews	95%	97%	15	14.48
Monitoring Sub-Total			40	38.21
CPA Safety Outcomes				
Incidence of Maltreatment	0.03%	No Substantiated Reports	10	10.00
Staff Training	82%	100%	10	10.00
Safety Sub-Total			20	20.00
CPA Permanency Outcomes				
Placement Stability	92%	100%	15	15.00
Permanency Sub-Total			15	15.00
CPA Well-Being Outcomes				
EPSDT Medical Visits	84%	85%	4	3.40
EPSDT Dental Visits	71%	79%	4	3.16
Academic Supports	76%	61%	3	1.83
Provider ECEM Visits	91%	72%	7	5.04
Provider General Contacts	88%	71%	7	4.97
Placements with Siblings	57%	100%	Not Scored	Not Scored
Placements within Legal County	14%	25%	Not Scored	Not Scored
Well-Being Sub-Total			25	18.40

*Performance calculation descriptions can be found in the FY 2017 RBWO PBP Measurements and Standards Guide.

Monitoring & Outcomes: Possible Points = 100		Points Earned: 91.61	
Score Before Incentives Credit			91.61%
Incentives Awarded			7.73 pts
PBP Verification			N/A pts
Total Score			99.34%

Provider/Program Name: Neighbor to Family - Gwinnett County (1032) - CPA



DHS, DFCS, Office of Provider Management
Performance-Based Placement Measures
RBWO Provider GA+SCORECARD - CPA



Report Quarter: Q2 FY2017

# New Foster Homes During Quarter: 0		# Children in Care During Quarter: 44	# Placements During Quarter: 44	# Children in Care On Last Day: 39
CPA Incentive Credits	Avg Performance All CPAs (%)	Provider Performance (%)*	Possible Points (Weight)	Provider Points Earned
Early EPSDT Medical Visits		36%	2	0.72
Early EPSDT Dental Visits		58%	2	1.16
Permanency Contacts		27%	5	1.35
Additional Academic Supports		0%	2	0.00
Foster Hm Retention Rate (threshold = 90)		94%	2	2.00
Foster Hm Recruitment (threshold = 100)		0%	2	0.00
Active Agency Accreditation		50%	4	2.00
Staff Clinical Licensure		10%	5	0.50
Incentives Total	5.04		24	7.73
Maximum total combined incentive credit allowed is 10 points.			Incentives Awarded	7.73
*Performance calculation descriptions can be found in the FY 2017 RBWO PBP Measurements and Standards Guide.				

Child Protective Services Investigations and Dispositions		
The following investigations data, which is not used for scoring but is considered significant to a provider's performance, is from Georgia SHINES and is not considered final or complete until the end of the fiscal year.		
Total Reports:	0	
Number Screened In:	0	
Number Screened Out:	0	
Number Substantiated:	0	
Number Unsubstantiated:	0	
Number Active CPS Investigations:	0	



DHS, DFCS, Office of Provider Management
Performance-Based Placement Measures
RBWO Provider GA+SCORECARD - CPA



Report Quarter: Q2 FY2017

Provider/Program Name: Neighbor to Family - Henry County (1035) - CPA

2075 West Park Place, Stone Mountain, GA 30087

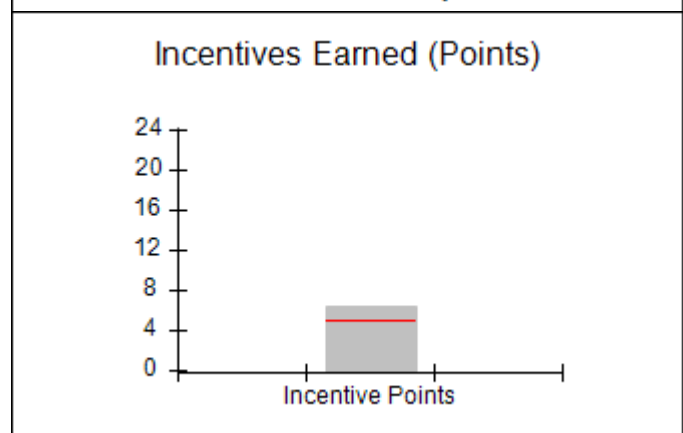
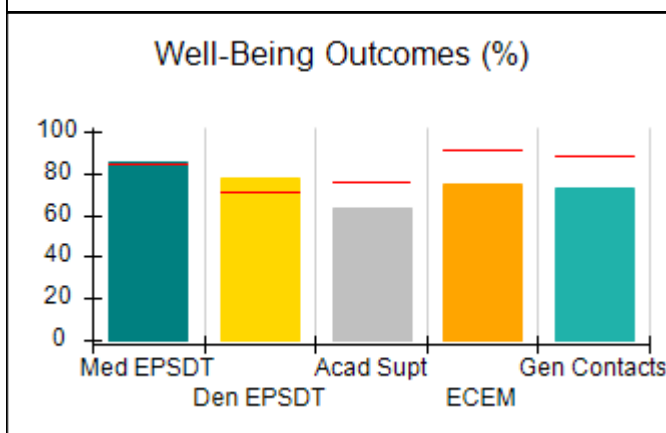
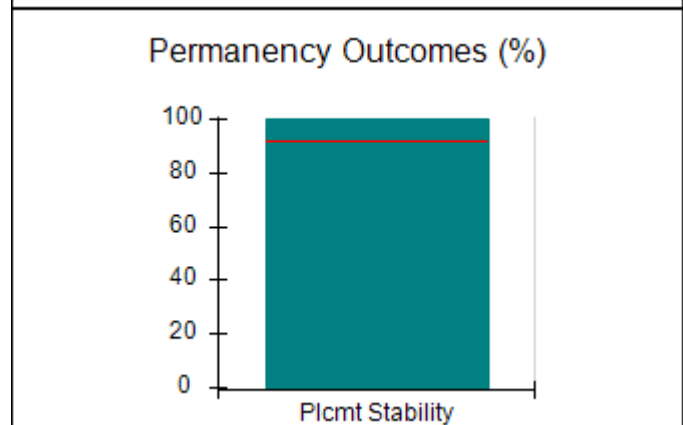
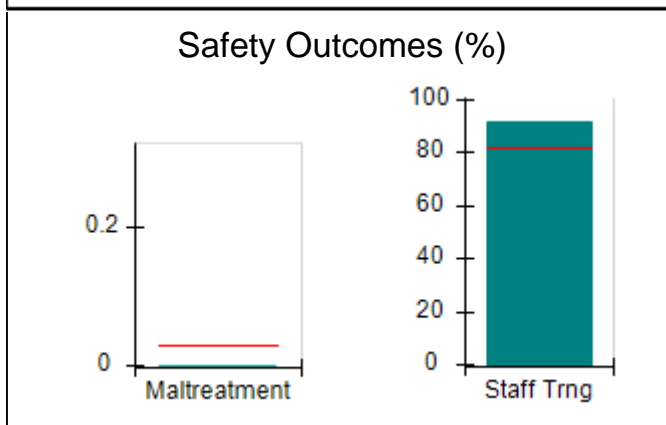
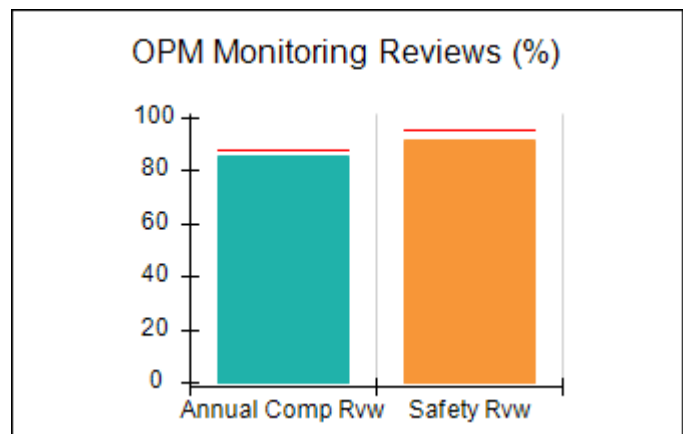
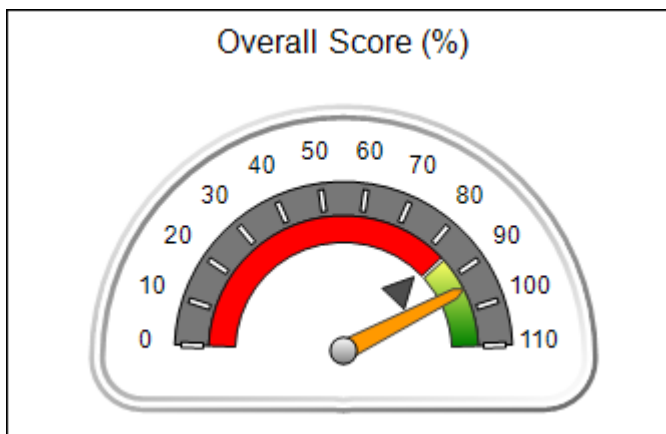
Phone: 770-465-5170

Vendor ID# 62038

2075 West Park Place, Stone Mountain, GA 30087 Phone: 770-465-5170 Vendor ID# 62038	Quarterly Scores (Grades)		Current Quarter Score (Grade)
	Q1: 95.64 (A)	Q2: 94.37 (A)	94.37% (A)
	Q3: N/A	Q4: N/A	
# New Foster Homes During Quarter: 0	# Children in Care During Quarter: 13	# Placements During Quarter: 13	# Children in Care On Last Day: 7

Quarterly Provider Comparisons to All CPAs

▼ — indicates average for all CPAs





DHS, DFCS, Office of Provider Management
Performance-Based Placement Measures
RBWO Provider GA+SCORECARD - CPA



Report Quarter: Q2 FY2017

Provider/Program Name: Neighbor to Family - Henry County (1035) - CPA

2075 West Park Place, Stone Mountain, GA 30087 Phone: 770-465-5170 Vendor ID# 62038		Quarterly Scores (Grades)		Current Quarter Score (Grade)
		Q1: 95.64 (A)	Q2: 94.37 (A)	94.37%
		Q3: N/A	Q4: N/A	(A)
# New Foster Homes During Quarter: 0		# Children in Care During Quarter: 13	# Placements During Quarter: 13	# Children in Care On Last Day: 7
	Avg Performance All CPAs (%)	Provider Performance (%)*	Possible Points (Weight)	Provider Points Earned
OPM Monitoring Reviews				
Annual Comprehensive Reviews	87%	85%	25	21.33
Safety Reviews	95%	92%	15	13.73
Monitoring Sub-Total			40	35.06
CPA Safety Outcomes				
Incidence of Maltreatment	0.03%	No Substantiated Reports	10	10.00
Staff Training	82%	92%	10	9.20
Safety Sub-Total			20	19.20
CPA Permanency Outcomes				
Placement Stability	92%	100%	15	15.00
Permanency Sub-Total			15	15.00
CPA Well-Being Outcomes				
EPSDT Medical Visits	84%	85%	4	3.40
EPSDT Dental Visits	71%	78%	4	3.12
Academic Supports	76%	63%	3	1.89
Provider ECEM Visits	91%	75%	7	5.25
Provider General Contacts	88%	73%	7	5.11
Placements with Siblings	57%	Not Eligible	Not Scored	Not Scored
Placements within Legal County	14%	Not Eligible	Not Scored	Not Scored
Well-Being Sub-Total			25	18.77
*Performance calculation descriptions can be found in the FY 2017 RBWO PBP Measurements and Standards Guide.				

Monitoring & Outcomes: Possible Points = 100		Points Earned: 88.03	
Score Before Incentives Credit			88.03%
Incentives Awarded			6.34 pts
PBP Verification			N/A pts
Total Score			94.37%

Provider/Program Name: Neighbor to Family - Henry County (1035) - CPA



DHS, DFCS, Office of Provider Management
Performance-Based Placement Measures
RBWO Provider GA+SCORECARD - CPA



Report Quarter: Q2 FY2017

# New Foster Homes During Quarter: 0		# Children in Care During Quarter: 13	# Placements During Quarter: 13	# Children in Care On Last Day: 7
CPA Incentive Credits	Avg Performance All CPAs (%)	Provider Performance (%)*	Possible Points (Weight)	Provider Points Earned
Early EPSDT Medical Visits		0%	2	0.00
Early EPSDT Dental Visits		67%	2	1.34
Permanency Contacts		50%	5	2.50
Additional Academic Supports		0%	2	0.00
Foster Hm Retention Rate (threshold = 90)		75%	2	0.00
Foster Hm Recruitment (threshold = 100)		0%	2	0.00
Active Agency Accreditation		50%	4	2.00
Staff Clinical Licensure		10%	5	0.50
Incentives Total	5.04		24	6.34
Maximum total combined incentive credit allowed is 10 points.			Incentives Awarded	6.34
*Performance calculation descriptions can be found in the FY 2017 RBWO PBP Measurements and Standards Guide.				

Child Protective Services Investigations and Dispositions

The following investigations data, which is not used for scoring but is considered significant to a provider's performance, is from Georgia SHINES and is not considered final or complete until the end of the fiscal year.

Total Reports:	0	
Number Screened In:	0	
Number Screened Out:	0	
Number Substantiated:	0	
Number Unsubstantiated:	1	
Number Active CPS Investigations:	-1	



DHS, DFCS, Office of Provider Management
Performance-Based Placement Measures
RBWO Provider GA+SCORECARD - CPA



Report Quarter: Q2 FY2017

Provider/Program Name: Neighbor to Family - Richmond County (1034) - CPA

801 Greene St., Augusta, GA 30901

Phone: 706-396-2180

Vendor ID# 35506

Quarterly Scores (Grades)

Current Quarter Score (Grade)

Q1: 97.32 (A+)

Q2: 93.18 (A-)

93.18%

Q3: N/A

Q4: N/A

(A-)

New Foster Homes During Quarter: 1

Children in Care During Quarter: 26

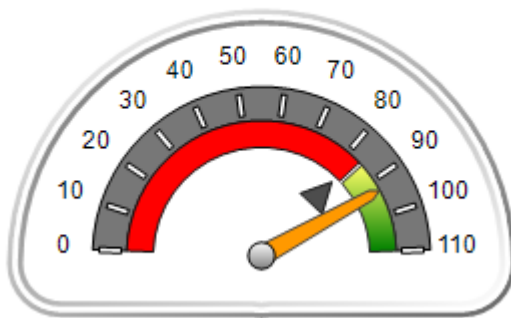
Placements During Quarter: 28

Children in Care On Last Day: 24

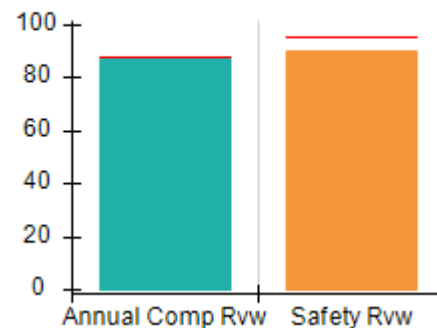
Quarterly Provider Comparisons to All CPAs

▼ — indicates average for all CPAs

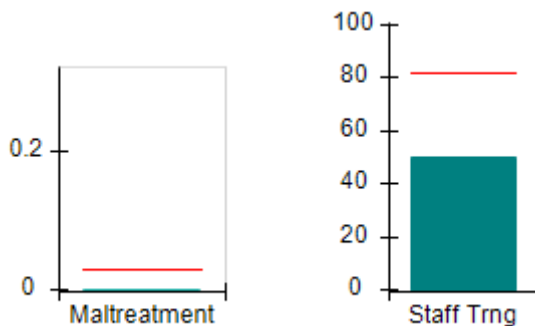
Overall Score (%)



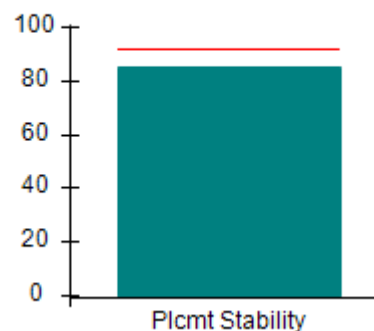
OPM Monitoring Reviews (%)



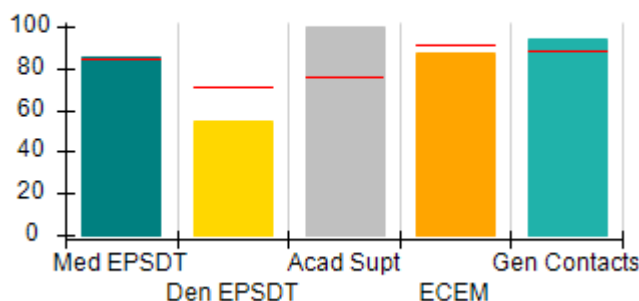
Safety Outcomes (%)



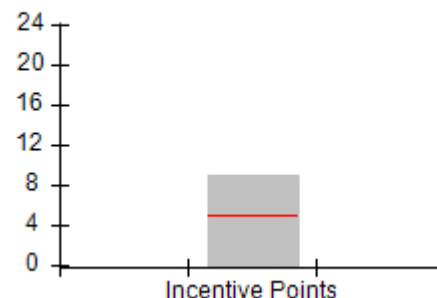
Permanency Outcomes (%)



Well-Being Outcomes (%)



Incentives Earned (Points)





DHS, DFCS, Office of Provider Management
Performance-Based Placement Measures
RBWO Provider GA+SCORECARD - CPA



Report Quarter: Q2 FY2017

Provider/Program Name: Neighbor to Family - Richmond County (1034) - CPA

801 Greene St., Augusta, GA 30901 Phone: 706-396-2180 Vendor ID# 35506		Quarterly Scores (Grades)		Current Quarter Score (Grade)
		Q1: 97.32 (A+)	Q2: 93.18 (A-)	93.18%
		Q3: N/A	Q4: N/A	(A-)
# New Foster Homes During Quarter: 1		# Children in Care During Quarter: 26	# Placements During Quarter: 28	# Children in Care On Last Day: 24
	Avg Performance All CPAs (%)	Provider Performance (%)*	Possible Points (Weight)	Provider Points Earned
OPM Monitoring Reviews				
Annual Comprehensive Reviews	87%	87%	25	21.64
Safety Reviews	95%	90%	15	13.50
Monitoring Sub-Total			40	35.14
CPA Safety Outcomes				
Incidence of Maltreatment	0.03%	No Substantiated Reports	10	10.00
Staff Training	82%	50%	10	5.00
Safety Sub-Total			20	15.00
CPA Permanency Outcomes				
Placement Stability	92%	85%	15	12.75
Permanency Sub-Total			15	12.75
CPA Well-Being Outcomes				
EPSDT Medical Visits	84%	85%	4	3.40
EPSDT Dental Visits	71%	55%	4	2.20
Academic Supports	76%	100%	3	3.00
Provider ECEM Visits	91%	87%	7	6.09
Provider General Contacts	88%	94%	7	6.58
Placements with Siblings	57%	0%	Not Scored	Not Scored
Placements within Legal County	14%	56%	Not Scored	Not Scored
Well-Being Sub-Total			25	21.27

*Performance calculation descriptions can be found in the FY 2017 RBWO PBP Measurements and Standards Guide.

Monitoring & Outcomes: Possible Points = 100		Points Earned: 84.16	
Score Before Incentives Credit			84.16%
Incentives Awarded			9.02 pts
PBP Verification			N/A pts
Total Score			93.18%

Provider/Program Name: Neighbor to Family - Richmond County (1034) - CPA



DHS, DFCS, Office of Provider Management
Performance-Based Placement Measures
RBWO Provider GA+SCORECARD - CPA



Report Quarter: Q2 FY2017

# New Foster Homes During Quarter: 1		# Children in Care During Quarter: 26	# Placements During Quarter: 28	# Children in Care On Last Day: 24
CPA Incentive Credits	Avg Performance All CPAs (%)	Provider Performance (%)*	Possible Points (Weight)	Provider Points Earned
Early EPSDT Medical Visits		64%	2	1.28
Early EPSDT Dental Visits		29%	2	0.58
Permanency Contacts		0%	5	0.00
Additional Academic Supports		58%	2	1.16
Foster Hm Retention Rate (threshold = 90)		57%	2	0.00
Foster Hm Recruitment (threshold = 100)		100%	2	2.00
Active Agency Accreditation		100%	4	4.00
Staff Clinical Licensure		0%	5	0.00
Incentives Total	5.04		24	9.02
Maximum total combined incentive credit allowed is 10 points.			Incentives Awarded	9.02
*Performance calculation descriptions can be found in the FY 2017 RBWO PBP Measurements and Standards Guide.				

Child Protective Services Investigations and Dispositions

The following investigations data, which is not used for scoring but is considered significant to a provider's performance, is from Georgia SHINES and is not considered final or complete until the end of the fiscal year.

Total Reports:	5	
Number Screened In:	3	
Number Screened Out:	2	
Number Substantiated:	0	
Number Unsubstantiated:	3	
Number Active CPS Investigations:	0	



DHS, DFCS, Office of Provider Management
Performance-Based Placement Measures
RBWO Provider GA+SCORECARD - CPA



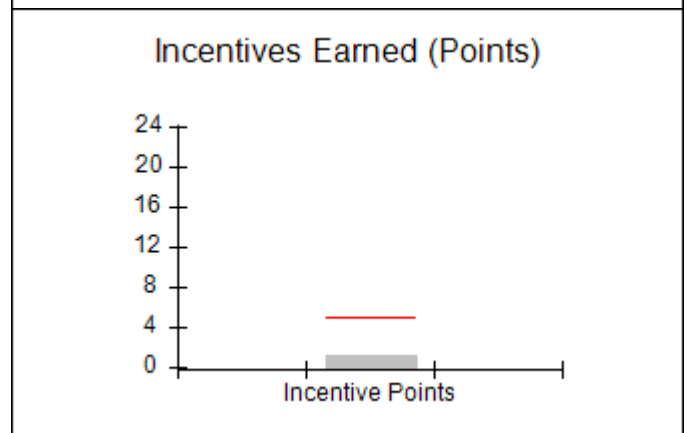
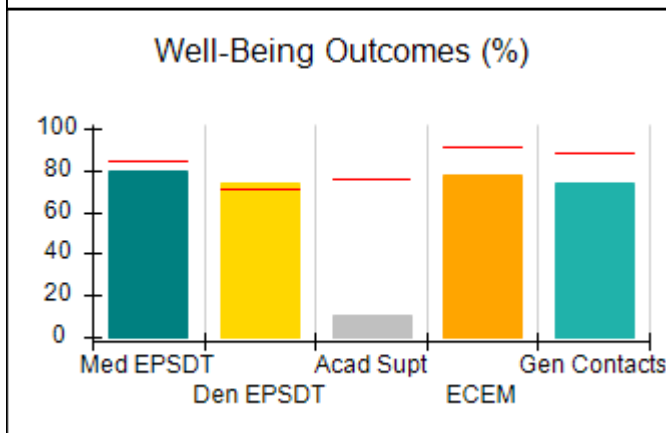
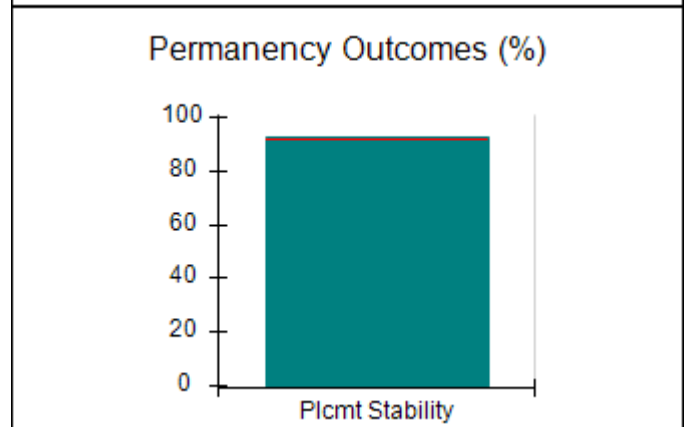
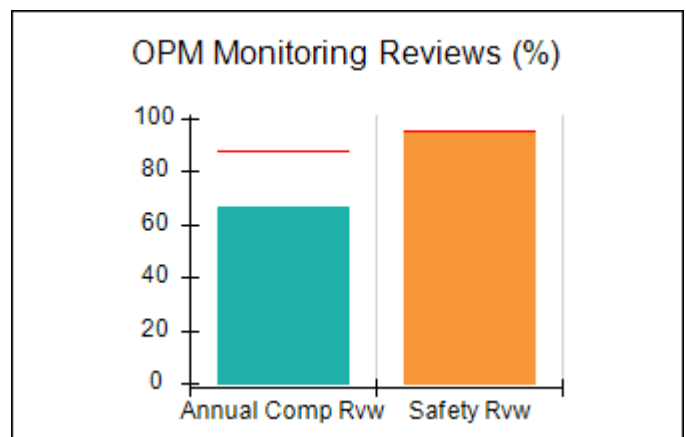
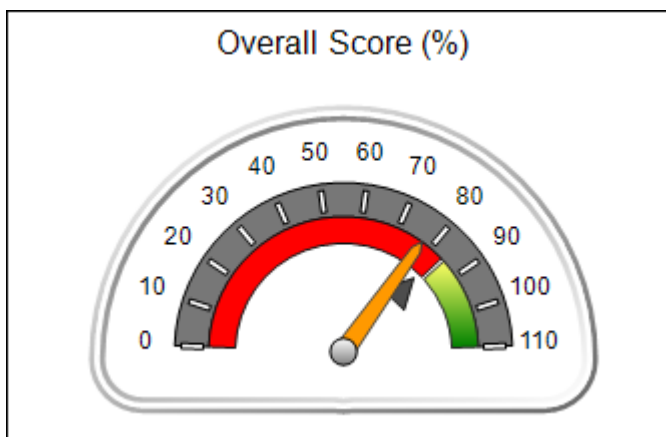
Report Quarter: Q2 FY2017

Provider/Program Name: New Beginnings, Life Changing Network, Inc. - (979) - CPA

100 Edgewood Avenue, Atlanta, GA 30303 Phone: 404-298-0888 Vendor ID# 40080	Quarterly Scores (Grades)		Current Quarter Score (Grade)
	Q1: 74.54 (C)	Q2: 77.24 (C+)	77.24% (C+)
	Q3: N/A	Q4: N/A	
# New Foster Homes During Quarter: 3	# Children in Care During Quarter: 67	# Placements During Quarter: 73	# Children in Care On Last Day: 52

Quarterly Provider Comparisons to All CPAs

▼ — indicates average for all CPAs





DHS, DFCS, Office of Provider Management
Performance-Based Placement Measures
RBWO Provider GA+SCORECARD - CPA



Report Quarter: Q2 FY2017

Provider/Program Name: New Beginnings, Life Changing Network, Inc. - (979) - CPA

100 Edgewood Avenue, Atlanta, GA 30303 Phone: 404-298-0888 Vendor ID# 40080		Quarterly Scores (Grades)		Current Quarter Score (Grade)
		Q1: 74.54 (C)	Q2: 77.24 (C+)	77.24%
		Q3: N/A	Q4: N/A	(C+)
# New Foster Homes During Quarter: 3		# Children in Care During Quarter: 67	# Placements During Quarter: 73	# Children in Care On Last Day: 52
	Avg Performance All CPAs (%)	Provider Performance (%)*	Possible Points (Weight)	Provider Points Earned
OPM Monitoring Reviews				
Annual Comprehensive Reviews	87%	67%	25	16.64
Safety Reviews	95%	95%	15	14.32
Monitoring Sub-Total			40	30.96
CPA Safety Outcomes				
Incidence of Maltreatment	0.03%	No Substantiated Reports	10	10.00
Staff Training	82%	40%	10	4.00
Safety Sub-Total			20	14.00
CPA Permanency Outcomes				
Placement Stability	92%	93%	15	13.95
Permanency Sub-Total			15	13.95
CPA Well-Being Outcomes				
EPSDT Medical Visits	84%	80%	4	3.20
EPSDT Dental Visits	71%	74%	4	2.96
Academic Supports	76%	11%	3	0.33
Provider ECEM Visits	91%	78%	7	5.46
Provider General Contacts	88%	74%	7	5.18
Placements with Siblings	57%	64%	Not Scored	Not Scored
Placements within Legal County	14%	19%	Not Scored	Not Scored
Well-Being Sub-Total			25	17.13

*Performance calculation descriptions can be found in the FY 2017 RBWO PBP Measurements and Standards Guide.

Monitoring & Outcomes: Possible Points = 100		Points Earned: 76.04	
Score Before Incentives Credit			76.04%
Incentives Awarded			1.20 pts
PBP Verification			N/A pts
Total Score			77.24%

Provider/Program Name: New Beginnings, Life Changing Network, Inc. - (979) - CPA



DHS, DFCS, Office of Provider Management
Performance-Based Placement Measures
RBWO Provider GA+SCORECARD - CPA



Report Quarter: Q2 FY2017

# New Foster Homes During Quarter: 3		# Children in Care During Quarter: 67	# Placements During Quarter: 73	# Children in Care On Last Day: 52
CPA Incentive Credits	Avg Performance All CPAs (%)	Provider Performance (%)*	Possible Points (Weight)	Provider Points Earned
Early EPSDT Medical Visits		31%	2	0.62
Early EPSDT Dental Visits		24%	2	0.48
Permanency Contacts		0%	5	0.00
Additional Academic Supports		5%	2	0.10
Foster Hm Retention Rate (threshold = 90)		79%	2	0.00
Foster Hm Recruitment (threshold = 100)		75%	2	0.00
Active Agency Accreditation		0%	4	0.00
Staff Clinical Licensure		0%	5	0.00
Incentives Total	5.04		24	1.20
Maximum total combined incentive credit allowed is 10 points.			Incentives Awarded	1.20
*Performance calculation descriptions can be found in the FY 2017 RBWO PBP Measurements and Standards Guide.				

Child Protective Services Investigations and Dispositions

The following investigations data, which is not used for scoring but is considered significant to a provider's performance, is from Georgia SHINES and is not considered final or complete until the end of the fiscal year.

Total Reports:	6	
Number Screened In:	4	
Number Screened Out:	2	
Number Substantiated:	0	
Number Unsubstantiated:	1	
Number Active CPS Investigations:	3	



DHS, DFCS, Office of Provider Management
Performance-Based Placement Measures
RBWO Provider GA+SCORECARD - CPA



Report Quarter: Q2 FY2017

Provider/Program Name: New Horizons Community Services Board - New Horizons (877) - CPA

2100 Comer Ave., Columbus, GA 31904 Phone: 706-249-0975 Vendor ID# 35508	Quarterly Scores (Grades)		Current Quarter Score (Grade)
	Q1: 81.51 (B-)	Q2: 81.71 (B-)	81.71% (B-)
	Q3: N/A	Q4: N/A	
# New Foster Homes During Quarter: 0	# Children in Care During Quarter: 13	# Placements During Quarter: 13	# Children in Care On Last Day: 12

Quarterly Provider Comparisons to All CPAs

▼ — indicates average for all CPAs





DHS, DFCS, Office of Provider Management
Performance-Based Placement Measures
RBWO Provider GA+SCORECARD - CPA



Report Quarter: Q2 FY2017

Provider/Program Name: New Horizons Community Services Board - New Horizons (877) - CPA

2100 Comer Ave., Columbus, GA 31904 Phone: 706-249-0975 Vendor ID# 35508	Quarterly Scores (Grades)		Current Quarter Score (Grade)
	Q1: 81.51 (B-)	Q2: 81.71 (B-)	81.71% (B-)
	Q3: N/A	Q4: N/A	

# New Foster Homes During Quarter: 0	# Children in Care During Quarter: 13	# Placements During Quarter: 13	# Children in Care On Last Day: 12
--------------------------------------	---------------------------------------	---------------------------------	------------------------------------

	Avg Performance All CPAs (%)	Provider Performance (%)*	Possible Points (Weight)	Provider Points Earned
--	-------------------------------------	----------------------------------	---------------------------------	-------------------------------

OPM Monitoring Reviews

Annual Comprehensive Reviews	87%	91%	25	22.67
Safety Reviews	95%	96%	15	14.45
Monitoring Sub-Total			40	37.12

CPA Safety Outcomes

Incidence of Maltreatment	0.03%	No Substantiated Reports	10	10.00
Staff Training	82%	33%	10	3.30
Safety Sub-Total			20	13.30

CPA Permanency Outcomes

Placement Stability	92%	92%	15	13.80
Permanency Sub-Total			15	13.80

CPA Well-Being Outcomes

EPSDT Medical Visits	84%	90%	4	3.60
EPSDT Dental Visits	71%	90%	4	3.60
Academic Supports	76%	0%	3	0.00
Provider ECEM Visits	91%	48%	7	3.36
Provider General Contacts	88%	44%	7	3.08
Placements with Siblings	57%	75%	Not Scored	Not Scored
Placements within Legal County	14%	25%	Not Scored	Not Scored
Well-Being Sub-Total			25	13.64

*Performance calculation descriptions can be found in the FY 2017 RBWO PBP Measurements and Standards Guide.

Monitoring & Outcomes: Possible Points = 100	Points Earned: 77.86
Score Before Incentives Credit	77.86%
Incentives Awarded	3.85 pts
PBP Verification	N/A pts
Total Score	81.71%



DHS, DFCS, Office of Provider Management
Performance-Based Placement Measures
RBWO Provider GA+SCORECARD - CPA



Report Quarter: Q2 FY2017

Provider/Program Name: New Horizons Community Services Board - New Horizons (877) - CPA

# New Foster Homes During Quarter: 0		# Children in Care During Quarter: 13	# Placements During Quarter: 13	# Children in Care On Last Day: 12
CPA Incentive Credits	Avg Performance All CPAs (%)	Provider Performance (%)*	Possible Points (Weight)	Provider Points Earned
Early EPSDT Medical Visits		0%	2	0.00
Early EPSDT Dental Visits		50%	2	1.00
Permanency Contacts		17%	5	0.85
Additional Academic Supports		0%	2	0.00
Foster Hm Retention Rate (threshold = 90)		100%	2	2.00
Foster Hm Recruitment (threshold = 100)		0%	2	0.00
Active Agency Accreditation		0%	4	0.00
Staff Clinical Licensure		0%	5	0.00
Incentives Total	5.04		24	3.85
Maximum total combined incentive credit allowed is 10 points.			Incentives Awarded	3.85

*Performance calculation descriptions can be found in the FY 2017 RBWO PBP Measurements and Standards Guide.

Child Protective Services Investigations and Dispositions

The following investigations data, which is not used for scoring but is considered significant to a provider's performance, is from Georgia SHINES and is not considered final or complete until the end of the fiscal year.

Total Reports:	3
Number Screened In:	3
Number Screened Out:	0
Number Substantiated:	0
Number Unsubstantiated:	0
Number Active CPS Investigations:	3



DHS, DFCS, Office of Provider Management
Performance-Based Placement Measures
RBWO Provider GA+SCORECARD - CPA



Report Quarter: Q2 FY2017

Provider/Program Name: On The Path - (5209) - CPA

108 Byrd Way, Warner Robins, GA 31088 Phone: 478-953-0330 Vendor ID# 133540	Quarterly Scores (Grades)		Current Quarter Score (Grade)
	Q1: 83.21 (B-)	Q2: 87.67 (B+)	87.67% (B+)
	Q3: N/A	Q4: N/A	
# New Foster Homes During Quarter: 0	# Children in Care During Quarter: 8	# Placements During Quarter: 8	# Children in Care On Last Day: 7

Quarterly Provider Comparisons to All CPAs

▼ — indicates average for all CPAs





DHS, DFCS, Office of Provider Management
Performance-Based Placement Measures
RBWO Provider GA+SCORECARD - CPA



Report Quarter: Q2 FY2017

Provider/Program Name: On The Path - (5209) - CPA

108 Byrd Way, Warner Robins, GA 31088 Phone: 478-953-0330 Vendor ID# 133540		Quarterly Scores (Grades)		Current Quarter Score (Grade)
		Q1: 83.21 (B-)	Q2: 87.67 (B+)	87.67%
		Q3: N/A	Q4: N/A	(B+)
# New Foster Homes During Quarter: 0		# Children in Care During Quarter: 8	# Placements During Quarter: 8	# Children in Care On Last Day: 7
	Avg Performance All CPAs (%)	Provider Performance (%)*	Possible Points (Weight)	Provider Points Earned
OPM Monitoring Reviews				
Annual Comprehensive Reviews	87%	95%	25	23.75
Safety Reviews	95%	91%	15	13.60
Monitoring Sub-Total			40	37.35
CPA Safety Outcomes				
Incidence of Maltreatment	0.03%	No Substantiated Reports	10	10.00
Staff Training	82%	100%	10	10.00
Safety Sub-Total			20	20.00
CPA Permanency Outcomes				
Placement Stability	92%	100%	15	15.00
Permanency Sub-Total			15	15.00
CPA Well-Being Outcomes				
EPSDT Medical Visits	84%	71%	4	2.84
EPSDT Dental Visits	71%	67%	4	2.68
Academic Supports	76%	0%	3	0.00
Provider ECEM Visits	91%	85%	7	5.95
Provider General Contacts	88%	55%	7	3.85
Placements with Siblings	57%	0%	Not Scored	Not Scored
Placements within Legal County	14%	0%	Not Scored	Not Scored
Well-Being Sub-Total			25	15.32

*Performance calculation descriptions can be found in the FY 2017 RBWO PBP Measurements and Standards Guide.

Monitoring & Outcomes: Possible Points = 100		Points Earned: 87.67	
Score Before Incentives Credit			87.67%
Incentives Awarded			0.00 pts
PBP Verification			N/A pts
Total Score			87.67%

Provider/Program Name: On The Path - (5209) - CPA



DHS, DFCS, Office of Provider Management
Performance-Based Placement Measures
RBWO Provider GA+SCORECARD - CPA



Report Quarter: Q2 FY2017

# New Foster Homes During Quarter: 0		# Children in Care During Quarter: 8	# Placements During Quarter: 8	# Children in Care On Last Day: 7
CPA Incentive Credits	Avg Performance All CPAs (%)	Provider Performance (%)*	Possible Points (Weight)	Provider Points Earned
Early EPSDT Medical Visits		0%	2	0.00
Early EPSDT Dental Visits		0%	2	0.00
Permanency Contacts		0%	5	0.00
Additional Academic Supports		0%	2	0.00
Foster Hm Retention Rate (threshold = 90)		60%	2	0.00
Foster Hm Recruitment (threshold = 100)		0%	2	0.00
Active Agency Accreditation		0%	4	0.00
Staff Clinical Licensure		0%	5	0.00
Incentives Total	5.04		24	0.00
Maximum total combined incentive credit allowed is 10 points.			Incentives Awarded	0.00
*Performance calculation descriptions can be found in the FY 2017 RBWO PBP Measurements and Standards Guide.				

Child Protective Services Investigations and Dispositions		
The following investigations data, which is not used for scoring but is considered significant to a provider's performance, is from Georgia SHINES and is not considered final or complete until the end of the fiscal year.		
Total Reports:	0	
Number Screened In:	0	
Number Screened Out:	0	
Number Substantiated:	0	
Number Unsubstantiated:	0	
Number Active CPS Investigations:	0	




DHS, DFCS, Office of Provider Management
Performance-Based Placement Measures
RBWO Provider GA+SCORECARD - CPA
Report Quarter: Q2 FY2017

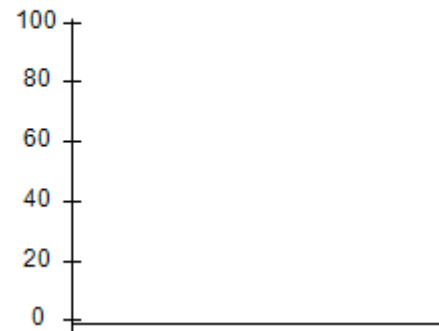


▼ — indicates average for all CPAs

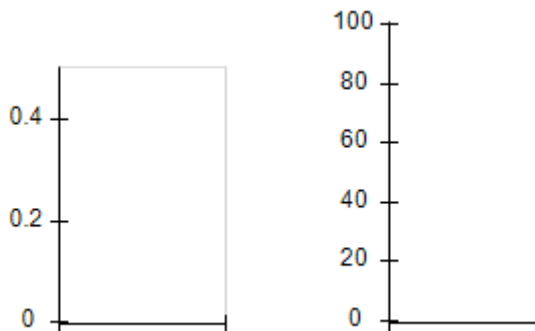
Overall Score (%)



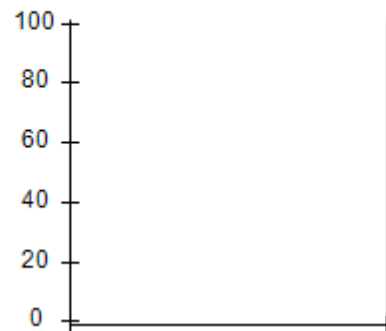
OPM Monitoring Reviews (%)



Safety Outcomes (%)




Permanency Outcomes (%)



Well-Being Outcomes (%)



Incentives Earned (Points)





DHS, DFCS, Office of Provider Management
Performance-Based Placement Measures
RBWO Provider GA+SCORECARD - CPA



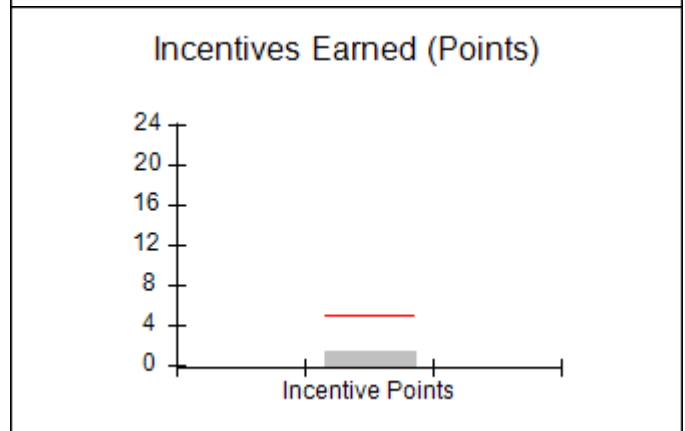
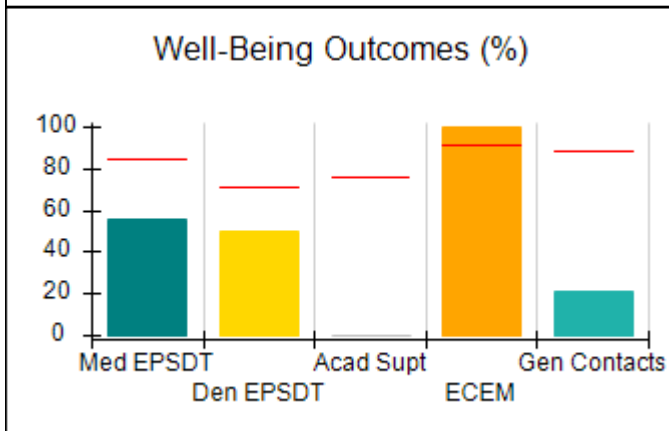
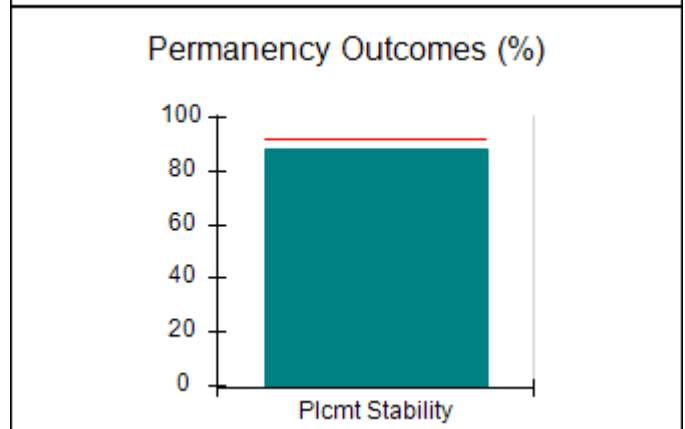
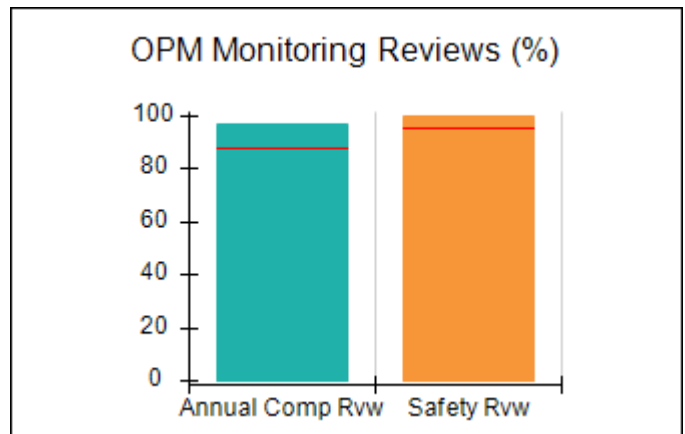
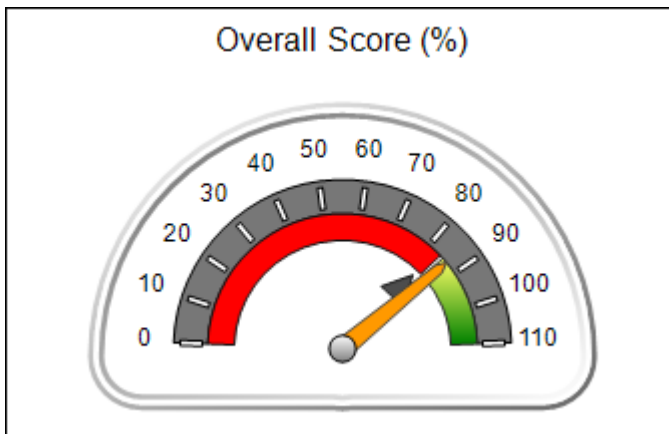
Report Quarter: Q2 FY2017

Provider/Program Name: Ray of Hope Foster Care, Inc. - (5189) - CPA

4405 Mall Blvd, Union City, GA 30291 Phone: 770-306-5144 Vendor ID# 125385	Quarterly Scores (Grades)		Current Quarter Score (Grade)
	Q1: 92.53 (A-)	Q2: 86.52 (B)	86.52% (B)
	Q3: N/A	Q4: N/A	
# New Foster Homes During Quarter: 0	# Children in Care During Quarter: 24	# Placements During Quarter: 26	# Children in Care On Last Day: 15

Quarterly Provider Comparisons to All CPAs

▼ — indicates average for all CPAs





DHS, DFCS, Office of Provider Management
Performance-Based Placement Measures
RBWO Provider GA+SCORECARD - CPA



Report Quarter: Q2 FY2017

Provider/Program Name: Ray of Hope Foster Care, Inc. - (5189) - CPA

4405 Mall Blvd, Union City, GA 30291		Quarterly Scores (Grades)		Current Quarter Score (Grade)
Phone: 770-306-5144		Q1: 92.53 (A-)	Q2: 86.52 (B)	86.52%
Vendor ID# 125385		Q3: N/A	Q4: N/A	(B)
# New Foster Homes During Quarter: 0		# Children in Care During Quarter: 24	# Placements During Quarter: 26	# Children in Care On Last Day: 15
	Avg Performance All CPAs (%)	Provider Performance (%)*	Possible Points (Weight)	Provider Points Earned
OPM Monitoring Reviews				
Annual Comprehensive Reviews	87%	97%	25	24.25
Safety Reviews	95%	100%	15	15.00
Monitoring Sub-Total			40	39.25
CPA Safety Outcomes				
Incidence of Maltreatment	0.03%	No Substantiated Reports	10	10.00
Staff Training	82%	100%	10	10.00
Safety Sub-Total			20	20.00
CPA Permanency Outcomes				
Placement Stability	92%	88%	15	13.20
Permanency Sub-Total			15	13.20
CPA Well-Being Outcomes				
EPSDT Medical Visits	84%	56%	4	2.24
EPSDT Dental Visits	71%	50%	4	2.00
Academic Supports	76%	0%	3	0.00
Provider ECEM Visits	91%	100%	7	7.00
Provider General Contacts	88%	21%	7	1.47
Placements with Siblings	57%	46%	Not Scored	Not Scored
Placements within Legal County	14%	50%	Not Scored	Not Scored
Well-Being Sub-Total			25	12.71

*Performance calculation descriptions can be found in the FY 2017 RBWO PBP Measurements and Standards Guide.

Monitoring & Outcomes: Possible Points = 100		Points Earned: 85.16	
Score Before Incentives Credit			85.16%
Incentives Awarded			1.36 pts
PBP Verification			N/A pts
Total Score			86.52%

Provider/Program Name: Ray of Hope Foster Care, Inc. - (5189) - CPA



DHS, DFCS, Office of Provider Management
Performance-Based Placement Measures
RBWO Provider GA+SCORECARD - CPA



Report Quarter: Q2 FY2017

# New Foster Homes During Quarter: 0		# Children in Care During Quarter: 24	# Placements During Quarter: 26	# Children in Care On Last Day: 15
CPA Incentive Credits	Avg Performance All CPAs (%)	Provider Performance (%)*	Possible Points (Weight)	Provider Points Earned
Early EPSDT Medical Visits		30%	2	0.60
Early EPSDT Dental Visits		38%	2	0.76
Permanency Contacts		0%	5	0.00
Additional Academic Supports		0%	2	0.00
Foster Hm Retention Rate (threshold = 90)		88%	2	0.00
Foster Hm Recruitment (threshold = 100)		0%	2	0.00
Active Agency Accreditation		0%	4	0.00
Staff Clinical Licensure		0%	5	0.00
Incentives Total	5.04		24	1.36
Maximum total combined incentive credit allowed is 10 points.			Incentives Awarded	1.36
*Performance calculation descriptions can be found in the FY 2017 RBWO PBP Measurements and Standards Guide.				

Child Protective Services Investigations and Dispositions		
The following investigations data, which is not used for scoring but is considered significant to a provider's performance, is from Georgia SHINES and is not considered final or complete until the end of the fiscal year.		
Total Reports:	0	
Number Screened In:	0	
Number Screened Out:	0	
Number Substantiated:	0	
Number Unsubstantiated:	1	
Number Active CPS Investigations:	-1	



DHS, DFCS, Office of Provider Management
Performance-Based Placement Measures
RBWO Provider GA+SCORECARD - CPA



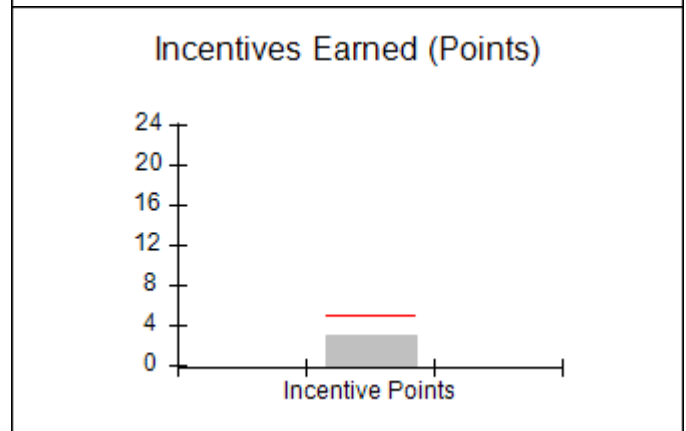
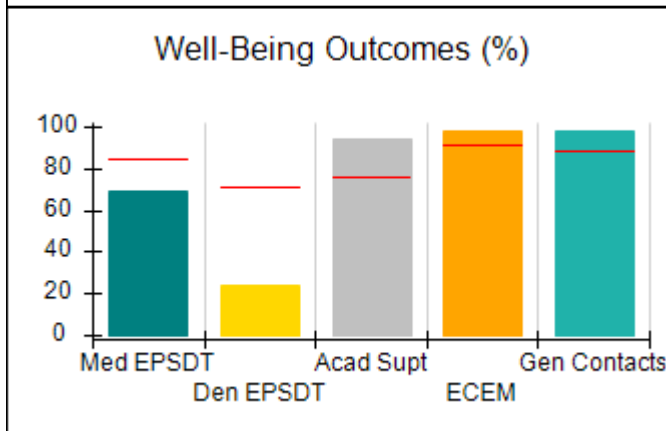
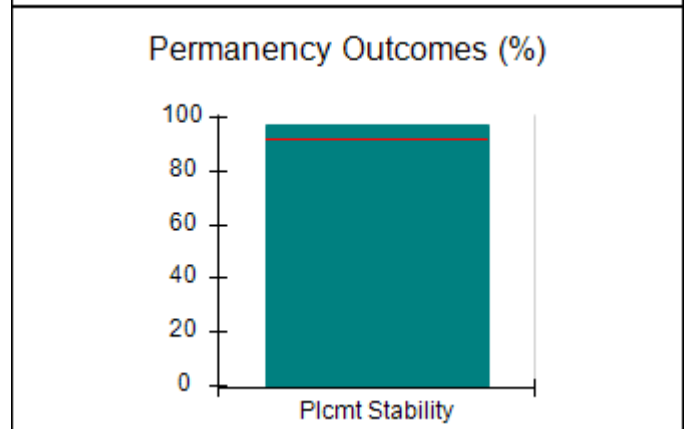
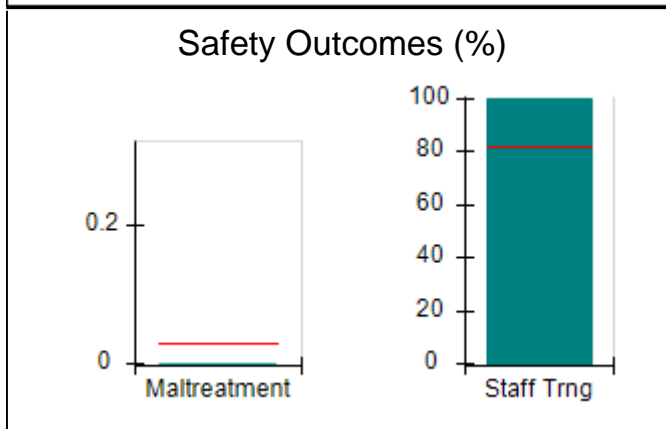
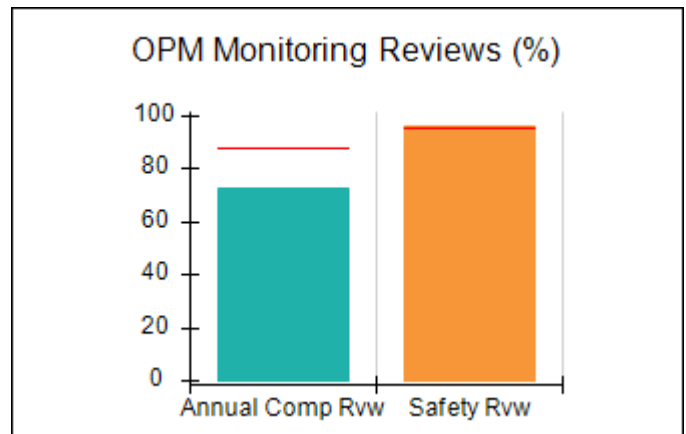
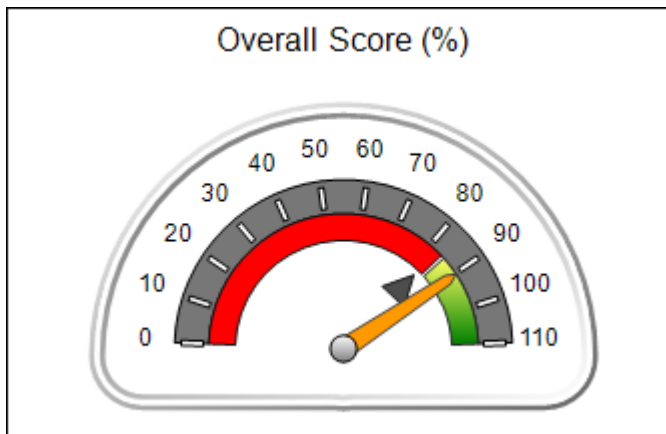
Report Quarter: Q2 FY2017

Provider/Program Name: Trinity J and D, LLC - Trinity J and D, LLC (980) - CPA

7805 Waters Avenue, Savannah, GA 31406 Phone: 912-443-3799 Vendor ID# 40245	Quarterly Scores (Grades)		Current Quarter Score (Grade)
	Q1: 97.45 (A+)	Q2: 90.36 (A-)	90.36% (A-)
	Q3: N/A	Q4: N/A	
# New Foster Homes During Quarter: 0	# Children in Care During Quarter: 35	# Placements During Quarter: 35	# Children in Care On Last Day: 31

Quarterly Provider Comparisons to All CPAs

▼ — indicates average for all CPAs





DHS, DFCS, Office of Provider Management
Performance-Based Placement Measures
RBWO Provider GA+SCORECARD - CPA



Report Quarter: Q2 FY2017

Provider/Program Name: Trinity J and D, LLC - Trinity J and D, LLC (980) - CPA

7805 Waters Avenue, Savannah, GA 31406 Phone: 912-443-3799 Vendor ID# 40245		Quarterly Scores (Grades)		Current Quarter Score (Grade)
		Q1: 97.45 (A+)	Q2: 90.36 (A-)	90.36%
		Q3: N/A	Q4: N/A	(A-)
# New Foster Homes During Quarter: 0		# Children in Care During Quarter: 35	# Placements During Quarter: 35	# Children in Care On Last Day: 31
	Avg Performance All CPAs (%)	Provider Performance (%)*	Possible Points (Weight)	Provider Points Earned
OPM Monitoring Reviews				
Annual Comprehensive Reviews	87%	73%	25	18.20
Safety Reviews	95%	96%	15	14.41
Monitoring Sub-Total			40	32.61
CPA Safety Outcomes				
Incidence of Maltreatment	0.03%	No Substantiated Reports	10	10.00
Staff Training	82%	100%	10	10.00
Safety Sub-Total			20	20.00
CPA Permanency Outcomes				
Placement Stability	92%	97%	15	14.55
Permanency Sub-Total			15	14.55
CPA Well-Being Outcomes				
EPSDT Medical Visits	84%	69%	4	2.76
EPSDT Dental Visits	71%	24%	4	0.96
Academic Supports	76%	94%	3	2.82
Provider ECEM Visits	91%	98%	7	6.86
Provider General Contacts	88%	98%	7	6.86
Placements with Siblings	57%	0%	Not Scored	Not Scored
Placements within Legal County	14%	0%	Not Scored	Not Scored
Well-Being Sub-Total			25	20.26

*Performance calculation descriptions can be found in the FY 2017 RBWO PBP Measurements and Standards Guide.

Monitoring & Outcomes: Possible Points = 100		Points Earned: 87.42	
Score Before Incentives Credit			87.42%
Incentives Awarded			2.94 pts
PBP Verification			N/A pts
Total Score			90.36%

Provider/Program Name: Trinity J and D, LLC - Trinity J and D, LLC (980) - CPA



DHS, DFCS, Office of Provider Management
Performance-Based Placement Measures
RBWO Provider GA+SCORECARD - CPA



Report Quarter: Q2 FY2017

# New Foster Homes During Quarter: 0		# Children in Care During Quarter: 35	# Placements During Quarter: 35	# Children in Care On Last Day: 31
CPA Incentive Credits	Avg Performance All CPAs (%)	Provider Performance (%)*	Possible Points (Weight)	Provider Points Earned
Early EPSDT Medical Visits		31%	2	0.62
Early EPSDT Dental Visits		16%	2	0.32
Permanency Contacts		None Planned	5	
Additional Academic Supports		0%	2	0.00
Foster Hm Retention Rate (threshold = 90)		100%	2	2.00
Foster Hm Recruitment (threshold = 100)		0%	2	0.00
Active Agency Accreditation		0%	4	0.00
Staff Clinical Licensure		0%	5	0.00
Incentives Total	5.04		24	2.94
Maximum total combined incentive credit allowed is 10 points.			Incentives Awarded	2.94
*Performance calculation descriptions can be found in the FY 2017 RBWO PBP Measurements and Standards Guide.				

Child Protective Services Investigations and Dispositions

The following investigations data, which is not used for scoring but is considered significant to a provider's performance, is from Georgia SHINES and is not considered final or complete until the end of the fiscal year.

Total Reports:	0	
Number Screened In:	0	
Number Screened Out:	0	
Number Substantiated:	0	
Number Unsubstantiated:	0	
Number Active CPS Investigations:	0	



DHS, DFCS, Office of Provider Management
Performance-Based Placement Measures
RBWO Provider GA+SCORECARD - CPA



Report Quarter: Q2 FY2017

Provider/Program Name: Twin Cedars Youth Services - Foster Care (932) - CPA

99 Johnson Street, LaGrange, GA 30241 Phone: 706-884-1717 Vendor ID# 35611	Quarterly Scores (Grades)		Current Quarter Score (Grade)
	Q1: 89.34 (B+)	Q2: 91.62 (A-)	91.62% (A-)
	Q3: N/A	Q4: N/A	
# New Foster Homes During Quarter: 3	# Children in Care During Quarter: 37	# Placements During Quarter: 43	# Children in Care On Last Day: 33

Quarterly Provider Comparisons to All CPAs

▼ — indicates average for all CPAs





DHS, DFCS, Office of Provider Management
Performance-Based Placement Measures
RBWO Provider GA+SCORECARD - CPA



Report Quarter: Q2 FY2017

Provider/Program Name: Twin Cedars Youth Services - Foster Care (932) - CPA

99 Johnson Street, LaGrange, GA 30241 Phone: 706-884-1717 Vendor ID# 35611		Quarterly Scores (Grades)		Current Quarter Score (Grade)
		Q1: 89.34 (B+)	Q2: 91.62 (A-)	91.62%
		Q3: N/A	Q4: N/A	(A-)
# New Foster Homes During Quarter: 3		# Children in Care During Quarter: 37	# Placements During Quarter: 43	# Children in Care On Last Day: 33
	Avg Performance All CPAs (%)	Provider Performance (%)*	Possible Points (Weight)	Provider Points Earned
OPM Monitoring Reviews				
Annual Comprehensive Reviews	87%	86%	25	21.43
Safety Reviews	95%	96%	15	14.35
Monitoring Sub-Total			40	35.78
CPA Safety Outcomes				
Incidence of Maltreatment	0.03%	No Substantiated Reports	10	10.00
Staff Training	82%	96%	10	9.60
Safety Sub-Total			20	19.60
CPA Permanency Outcomes				
Placement Stability	92%	76%	15	11.40
Permanency Sub-Total			15	11.40
CPA Well-Being Outcomes				
EPSDT Medical Visits	84%	80%	4	3.20
EPSDT Dental Visits	71%	63%	4	2.52
Academic Supports	76%	51%	3	1.53
Provider ECEM Visits	91%	91%	7	6.37
Provider General Contacts	88%	92%	7	6.44
Placements with Siblings	57%	35%	Not Scored	Not Scored
Placements within Legal County	14%	14%	Not Scored	Not Scored
Well-Being Sub-Total			25	20.06

*Performance calculation descriptions can be found in the FY 2017 RBWO PBP Measurements and Standards Guide.

Monitoring & Outcomes: Possible Points = 100		Points Earned: 86.84	
Score Before Incentives Credit			86.84%
Incentives Awarded			4.78 pts
PBP Verification			N/A pts
Total Score			91.62%

Provider/Program Name: Twin Cedars Youth Services - Foster Care (932) - CPA



DHS, DFCS, Office of Provider Management
Performance-Based Placement Measures
RBWO Provider GA+SCORECARD - CPA



Report Quarter: Q2 FY2017

# New Foster Homes During Quarter: 3		# Children in Care During Quarter: 37	# Placements During Quarter: 43	# Children in Care On Last Day: 33
CPA Incentive Credits	Avg Performance All CPAs (%)	Provider Performance (%)*	Possible Points (Weight)	Provider Points Earned
Early EPSDT Medical Visits		27%	2	0.54
Early EPSDT Dental Visits		12%	2	0.24
Permanency Contacts		0%	5	0.00
Additional Academic Supports		0%	2	0.00
Foster Hm Retention Rate (threshold = 90)		72%	2	0.00
Foster Hm Recruitment (threshold = 100)		100%	2	2.00
Active Agency Accreditation		50%	4	2.00
Staff Clinical Licensure		0%	5	0.00
Incentives Total	5.04		24	4.78
Maximum total combined incentive credit allowed is 10 points.			Incentives Awarded	4.78
*Performance calculation descriptions can be found in the FY 2017 RBWO PBP Measurements and Standards Guide.				

Child Protective Services Investigations and Dispositions

The following investigations data, which is not used for scoring but is considered significant to a provider's performance, is from Georgia SHINES and is not considered final or complete until the end of the fiscal year.

Total Reports:	0	
Number Screened In:	0	
Number Screened Out:	0	
Number Substantiated:	0	
Number Unsubstantiated:	0	
Number Active CPS Investigations:	0	



DHS, DFCS, Office of Provider Management
Performance-Based Placement Measures
RBWO Provider GA+SCORECARD - CPA



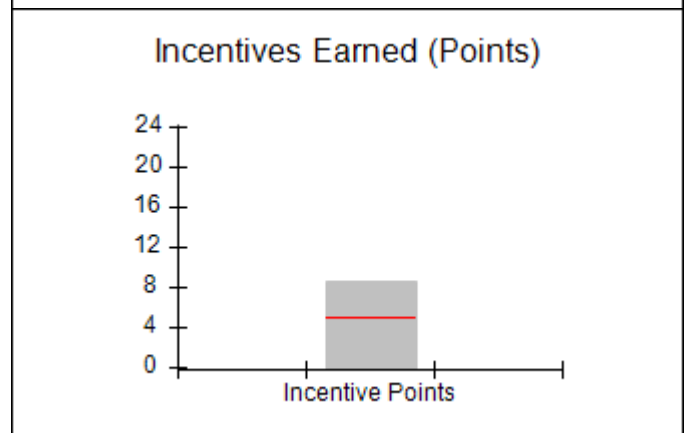
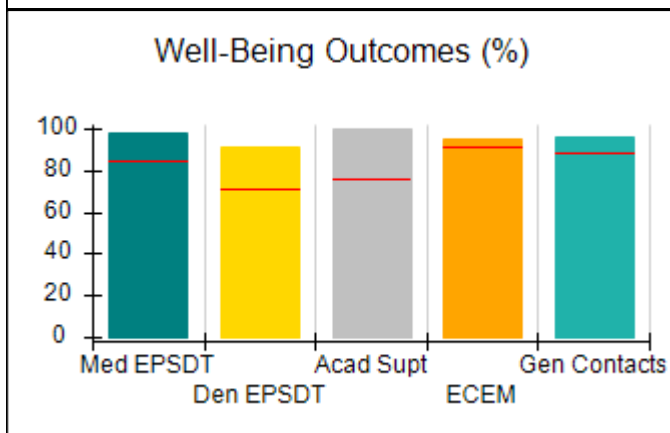
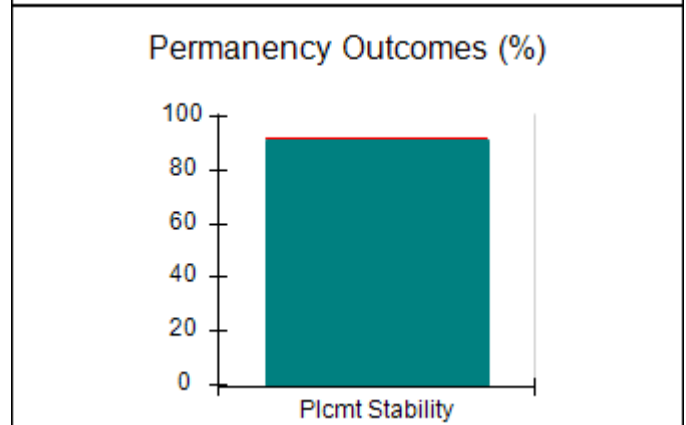
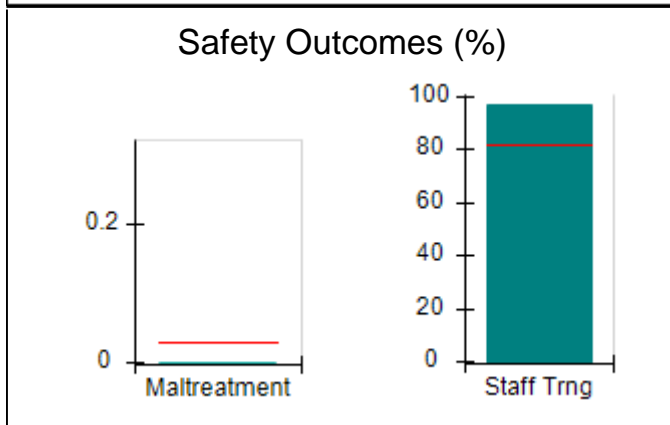
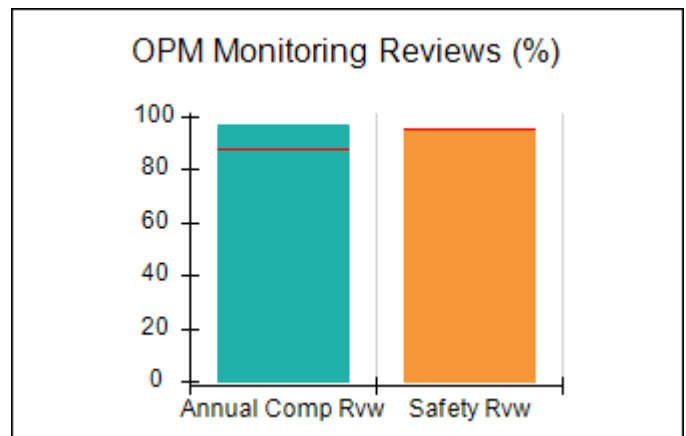
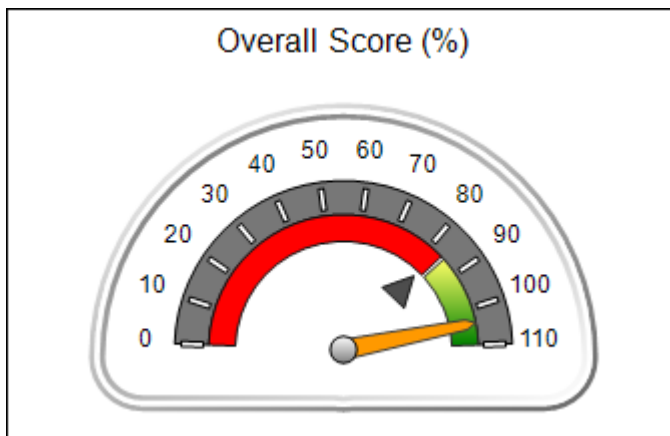
Report Quarter: Q2 FY2017

Provider/Program Name: United Methodist Children Home of the North GA Conference - (847) - CPA

500 South Columbia Dr., Decatur, GA 30030 Phone: 404-327-5820 Vendor ID# 45624	Quarterly Scores (Grades)		Current Quarter Score (Grade)
	Q1: 105.50 (A+)	Q2: 104.12 (A+)	104.12% (A+)
	Q3: N/A	Q4: N/A	
# New Foster Homes During Quarter: 15	# Children in Care During Quarter: 138	# Placements During Quarter: 141	# Children in Care On Last Day: 106

Quarterly Provider Comparisons to All CPAs

▼ — indicates average for all CPAs





DHS, DFCS, Office of Provider Management
Performance-Based Placement Measures
RBWO Provider GA+SCORECARD - CPA



Report Quarter: Q2 FY2017

Provider/Program Name: United Methodist Children Home of the North GA Conference - (847) - CPA

500 South Columbia Dr., Decatur, GA 30030 Phone: 404-327-5820 Vendor ID# 45624	Quarterly Scores (Grades)		Current Quarter Score (Grade)
	Q1: 105.50 (A+)	Q2: 104.12 (A+)	104.12% (A+)
	Q3: N/A	Q4: N/A	

# New Foster Homes During Quarter: 15	# Children in Care During Quarter: 138	# Placements During Quarter: 141	# Children in Care On Last Day: 106
---------------------------------------	--	----------------------------------	-------------------------------------

	Avg Performance All CPAs (%)	Provider Performance (%)*	Possible Points (Weight)	Provider Points Earned
--	-------------------------------------	----------------------------------	---------------------------------	-------------------------------

OPM Monitoring Reviews

Annual Comprehensive Reviews	87%	97%	25	24.25
Safety Reviews	95%	94%	15	14.11
Monitoring Sub-Total			40	38.36

CPA Safety Outcomes

Incidence of Maltreatment	0.03%	No Substantiated Reports	10	10.00
Staff Training	82%	97%	10	9.70
Safety Sub-Total			20	19.70

CPA Permanency Outcomes

Placement Stability	92%	91%	15	13.65
Permanency Sub-Total			15	13.65

CPA Well-Being Outcomes

EPSDT Medical Visits	84%	98%	4	3.92
EPSDT Dental Visits	71%	91%	4	3.64
Academic Supports	76%	100%	3	3.00
Provider ECEM Visits	91%	95%	7	6.65
Provider General Contacts	88%	96%	7	6.72
Placements with Siblings	57%	56%	Not Scored	Not Scored
Placements within Legal County	14%	14%	Not Scored	Not Scored
Well-Being Sub-Total			25	23.93

*Performance calculation descriptions can be found in the FY 2017 RBWO PBP Measurements and Standards Guide.

Monitoring & Outcomes: Possible Points = 100	Points Earned: 95.64
Score Before Incentives Credit	95.64%
Incentives Awarded	8.48 pts
PBP Verification	N/A pts
Total Score	104.12%



DHS, DFCS, Office of Provider Management
Performance-Based Placement Measures
RBWO Provider GA+SCORECARD - CPA



Report Quarter: Q2 FY2017

Provider/Program Name: United Methodist Children Home of the North GA Conference - (847) - CPA

# New Foster Homes During Quarter: 15		# Children in Care During Quarter: 138	# Placements During Quarter: 141	# Children in Care On Last Day: 106
CPA Incentive Credits	Avg Performance All CPAs (%)	Provider Performance (%)*	Possible Points (Weight)	Provider Points Earned
Early EPSDT Medical Visits		96%	2	1.92
Early EPSDT Dental Visits		78%	2	1.56
Permanency Contacts		None Planned	5	
Additional Academic Supports		0%	2	0.00
Foster Hm Retention Rate (threshold = 90)		82%	2	0.00
Foster Hm Recruitment (threshold = 100)		475%	2	2.00
Active Agency Accreditation		50%	4	2.00
Staff Clinical Licensure		20%	5	1.00
Incentives Total	5.04		24	8.48
Maximum total combined incentive credit allowed is 10 points.			Incentives Awarded	8.48

*Performance calculation descriptions can be found in the FY 2017 RBWO PBP Measurements and Standards Guide.

Child Protective Services Investigations and Dispositions

The following investigations data, which is not used for scoring but is considered significant to a provider's performance, is from Georgia SHINES and is not considered final or complete until the end of the fiscal year.

Total Reports:	5
Number Screened In:	1
Number Screened Out:	4
Number Substantiated:	0
Number Unsubstantiated:	1
Number Active CPS Investigations:	0



DHS, DFCS, Office of Provider Management
Performance-Based Placement Measures
RBWO Provider GA+SCORECARD - CPA



Report Quarter: Q2 FY2017

Provider/Program Name: Uniting Hope 4 Children - Augusta (5216) - CPA

611 Telfair Street, Augusta, GA 30901

Phone: 678-585-4686

Vendor ID# 137160

Quarterly Scores (Grades)

Q1: 103.30 (A+)

Q2: 105.65 (A+)

Q3: N/A

Q4: N/A

Current Quarter Score (Grade)

105.65%

(A+)

New Foster Homes During Quarter: 2

Children in Care During Quarter: 19

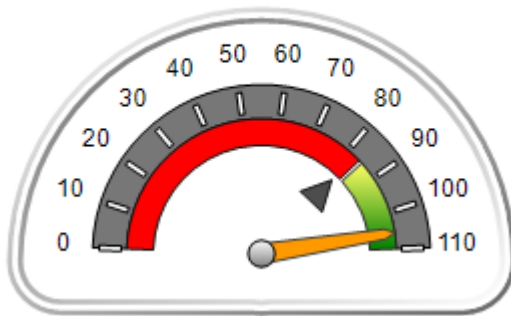
Placements During Quarter: 19

Children in Care On Last Day: 19

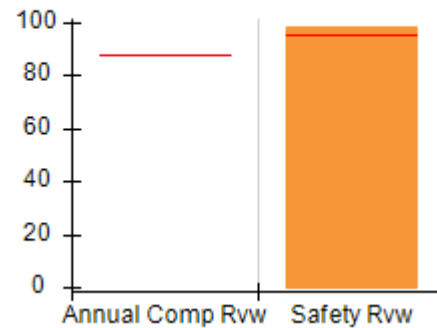
Quarterly Provider Comparisons to All CPAs

▼ — indicates average for all CPAs

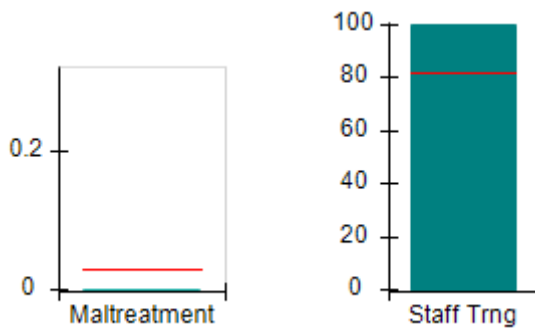
Overall Score (%)



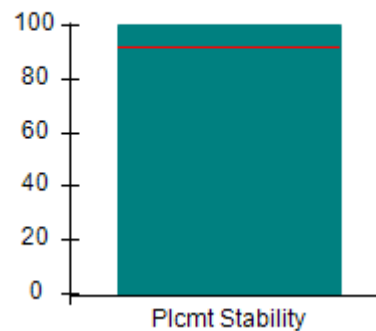
OPM Monitoring Reviews (%)



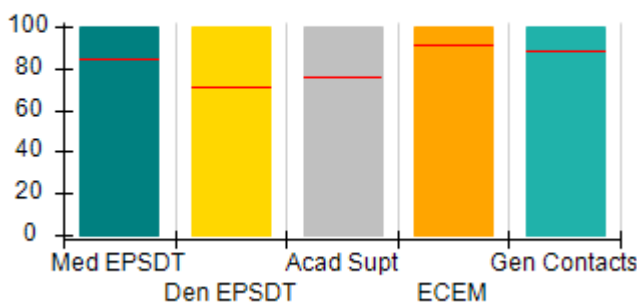
Safety Outcomes (%)



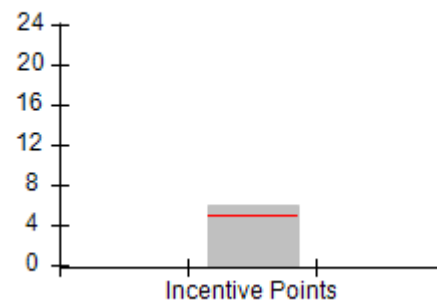
Permanency Outcomes (%)



Well-Being Outcomes (%)



Incentives Earned (Points)





DHS, DFCS, Office of Provider Management
Performance-Based Placement Measures
RBWO Provider GA+SCORECARD - CPA



Report Quarter: Q2 FY2017

Provider/Program Name: Uniting Hope 4 Children - Augusta (5216) - CPA

611 Telfair Street, Augusta, GA 30901		Quarterly Scores (Grades)		Current Quarter Score (Grade)
Phone: 678-585-4686		Q1: 103.30 (A+)	Q2: 105.65 (A+)	105.65% (A+)
Vendor ID# 137160		Q3: N/A	Q4: N/A	
# New Foster Homes During Quarter: 2		# Children in Care During Quarter: 19	# Placements During Quarter: 19	# Children in Care On Last Day: 19
	Avg Performance All CPAs (%)	Provider Performance (%)*	Possible Points (Weight)	Provider Points Earned
OPM Monitoring Reviews				
Annual Comprehensive Reviews	87%	Not Yet Conducted		
Safety Reviews	95%	98%	15	14.74
Monitoring Sub-Total			15	14.74
CPA Safety Outcomes				
Incidence of Maltreatment	0.03%	No Substantiated Reports	10	10.00
Staff Training	82%	100%	10	10.00
Safety Sub-Total			20	20.00
CPA Permanency Outcomes				
Placement Stability	92%	100%	15	15.00
Permanency Sub-Total			15	15.00
CPA Well-Being Outcomes				
EPSDT Medical Visits	84%	100%	4	4.00
EPSDT Dental Visits	71%	100%	4	4.00
Academic Supports	76%	100%	3	3.00
Provider ECEM Visits	91%	100%	7	7.00
Provider General Contacts	88%	100%	7	7.00
Placements with Siblings	57%	61%	Not Scored	Not Scored
Placements within Legal County	14%	0%	Not Scored	Not Scored
Well-Being Sub-Total			25	25.00

*Performance calculation descriptions can be found in the FY 2017 RBWO PBP Measurements and Standards Guide.

Monitoring & Outcomes: Possible Points = 75	Points Earned: 74.74
Score Before Incentives Credit	99.65%
Incentives Awarded	6.00 pts
PBP Verification	N/A pts
Total Score	105.65%

Provider/Program Name: Uniting Hope 4 Children - Augusta (5216) - CPA



DHS, DFCS, Office of Provider Management
Performance-Based Placement Measures
RBWO Provider GA+SCORECARD - CPA



Report Quarter: Q2 FY2017

# New Foster Homes During Quarter: 2		# Children in Care During Quarter: 19	# Placements During Quarter: 19	# Children in Care On Last Day: 19
CPA Incentive Credits	Avg Performance All CPAs (%)	Provider Performance (%)*	Possible Points (Weight)	Provider Points Earned
Early EPSDT Medical Visits		100%	2	2.00
Early EPSDT Dental Visits		100%	2	2.00
Permanency Contacts		None Planned	5	
Additional Academic Supports		0%	2	0.00
Foster Hm Retention Rate (threshold = 90)		86%	2	0.00
Foster Hm Recruitment (threshold = 100)		300%	2	2.00
Active Agency Accreditation		0%	4	0.00
Staff Clinical Licensure		0%	5	0.00
Incentives Total	5.04		24	6.00
Maximum total combined incentive credit allowed is 10 points.			Incentives Awarded	6.00
*Performance calculation descriptions can be found in the FY 2017 RBWO PBP Measurements and Standards Guide.				

Child Protective Services Investigations and Dispositions

The following investigations data, which is not used for scoring but is considered significant to a provider's performance, is from Georgia SHINES and is not considered final or complete until the end of the fiscal year.

Total Reports:	0	
Number Screened In:	0	
Number Screened Out:	0	
Number Substantiated:	0	
Number Unsubstantiated:	0	
Number Active CPS Investigations:	0	



DHS, DFCS, Office of Provider Management
Performance-Based Placement Measures
RBWO Provider GA+SCORECARD - CPA



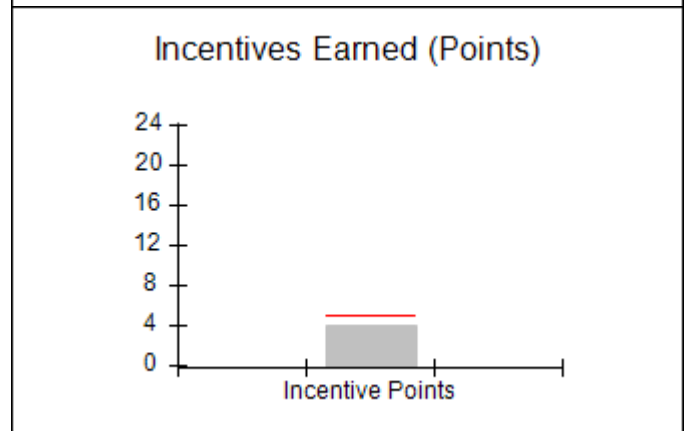
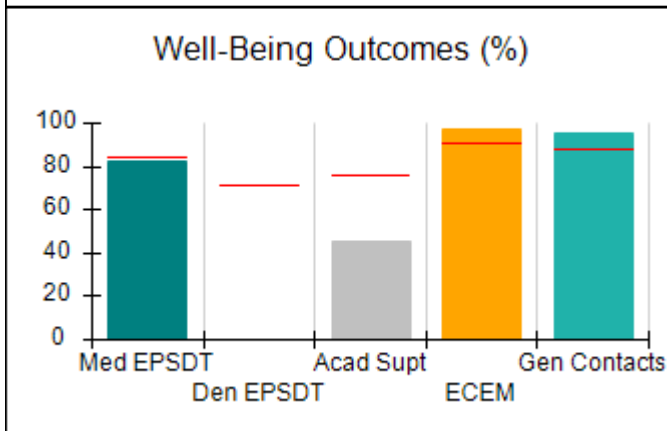
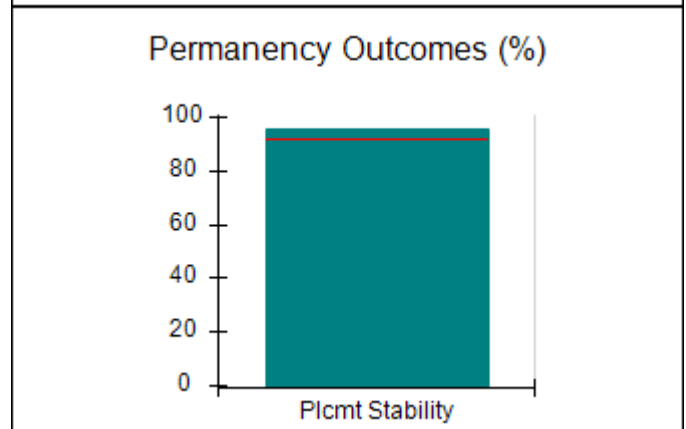
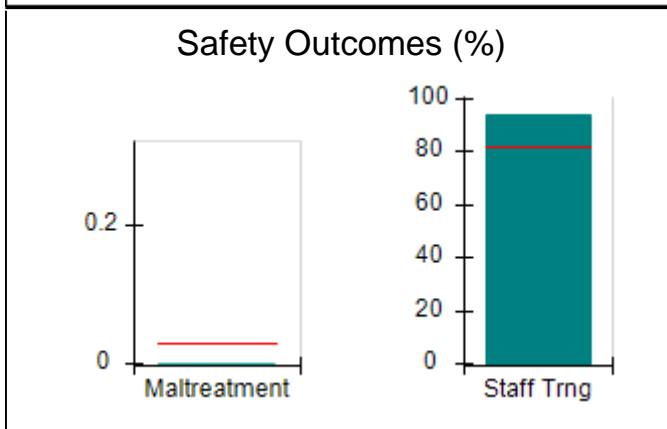
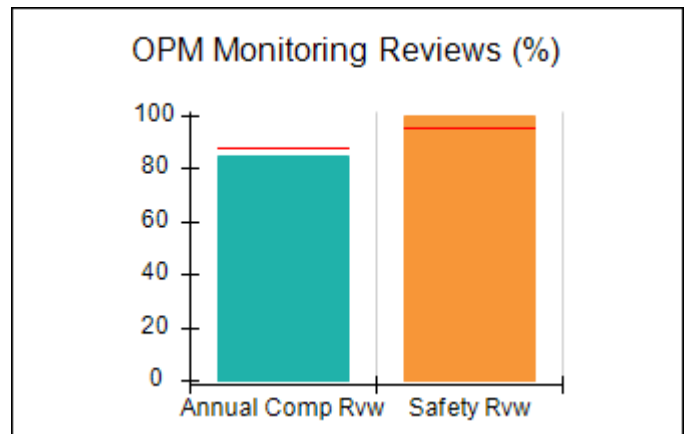
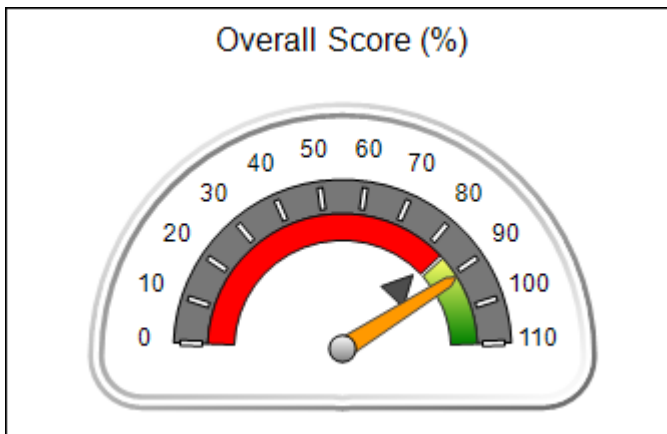
Report Quarter: Q2 FY2017

Provider/Program Name: Uniting Hope 4 Children - Loganville (5188) - CPA

1949 Highway 81, Loganville, GA 30052 Phone: 678-585-4686 Vendor ID# 125643	Quarterly Scores (Grades)		Current Quarter Score (Grade)
	Q1: 91.73 (A-)	Q2: 91.16 (A-)	91.16% (A-)
	Q3: N/A	Q4: N/A	
# New Foster Homes During Quarter: 17	# Children in Care During Quarter: 132	# Placements During Quarter: 134	# Children in Care On Last Day: 114

Quarterly Provider Comparisons to All CPAs

▼ — indicates average for all CPAs





DHS, DFCS, Office of Provider Management
Performance-Based Placement Measures
RBWO Provider GA+SCORECARD - CPA



Report Quarter: Q2 FY2017

Provider/Program Name: Uniting Hope 4 Children - Loganville (5188) - CPA

1949 Highway 81, Loganville, GA 30052		Quarterly Scores (Grades)		Current Quarter Score (Grade)
Phone: 678-585-4686		Q1: 91.73 (A-)	Q2: 91.16 (A-)	91.16%
Vendor ID# 125643		Q3: N/A	Q4: N/A	(A-)
# New Foster Homes During Quarter: 17		# Children in Care During Quarter: 132	# Placements During Quarter: 134	# Children in Care On Last Day: 114
	Avg Performance All CPAs (%)	Provider Performance (%)*	Possible Points (Weight)	Provider Points Earned
OPM Monitoring Reviews				
Annual Comprehensive Reviews	87%	85%	25	21.14
Safety Reviews	95%	99%	15	14.91
Monitoring Sub-Total			40	36.05
CPA Safety Outcomes				
Incidence of Maltreatment	0.03%	No Substantiated Reports	10	10.00
Staff Training	82%	94%	10	9.40
Safety Sub-Total			20	19.40
CPA Permanency Outcomes				
Placement Stability	92%	96%	15	14.40
Permanency Sub-Total			15	14.40
CPA Well-Being Outcomes				
EPSDT Medical Visits	84%	82%	4	3.28
EPSDT Dental Visits	71%	-17%	4	-0.68
Academic Supports	76%	45%	3	1.35
Provider ECEM Visits	91%	97%	7	6.79
Provider General Contacts	88%	95%	7	6.65
Placements with Siblings	57%	53%	Not Scored	Not Scored
Placements within Legal County	14%	12%	Not Scored	Not Scored
Well-Being Sub-Total			25	17.39

*Performance calculation descriptions can be found in the FY 2017 RBWO PBP Measurements and Standards Guide.

Monitoring & Outcomes: Possible Points = 100		Points Earned: 87.24	
Score Before Incentives Credit			87.24%
Incentives Awarded			3.92 pts
PBP Verification			N/A pts
Total Score			91.16%

Provider/Program Name: Uniting Hope 4 Children - Loganville (5188) - CPA



DHS, DFCS, Office of Provider Management
Performance-Based Placement Measures
RBWO Provider GA+SCORECARD - CPA



Report Quarter: Q2 FY2017

# New Foster Homes During Quarter: 17		# Children in Care During Quarter: 132	# Placements During Quarter: 134	# Children in Care On Last Day: 114
CPA Incentive Credits	Avg Performance All CPAs (%)	Provider Performance (%)*	Possible Points (Weight)	Provider Points Earned
Early EPSDT Medical Visits		52%	2	1.04
Early EPSDT Dental Visits		20%	2	0.40
Permanency Contacts		0%	5	0.00
Additional Academic Supports		24%	2	0.48
Foster Hm Retention Rate (threshold = 90)		84%	2	0.00
Foster Hm Recruitment (threshold = 100)		375%	2	2.00
Active Agency Accreditation		0%	4	0.00
Staff Clinical Licensure		0%	5	0.00
Incentives Total	5.04		24	3.92
Maximum total combined incentive credit allowed is 10 points.			Incentives Awarded	3.92
*Performance calculation descriptions can be found in the FY 2017 RBWO PBP Measurements and Standards Guide.				

Child Protective Services Investigations and Dispositions

The following investigations data, which is not used for scoring but is considered significant to a provider's performance, is from Georgia SHINES and is not considered final or complete until the end of the fiscal year.

Total Reports:	0	
Number Screened In:	0	
Number Screened Out:	0	
Number Substantiated:	0	
Number Unsubstantiated:	0	
Number Active CPS Investigations:	0	



DHS, DFCS, Office of Provider Management
Performance-Based Placement Measures
RBWO Provider GA+SCORECARD - CPA



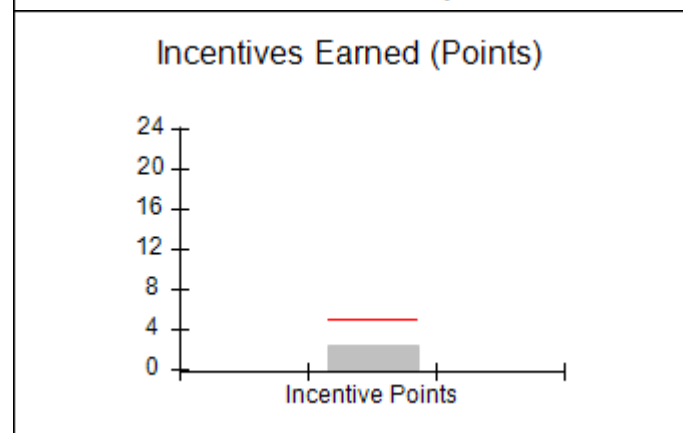
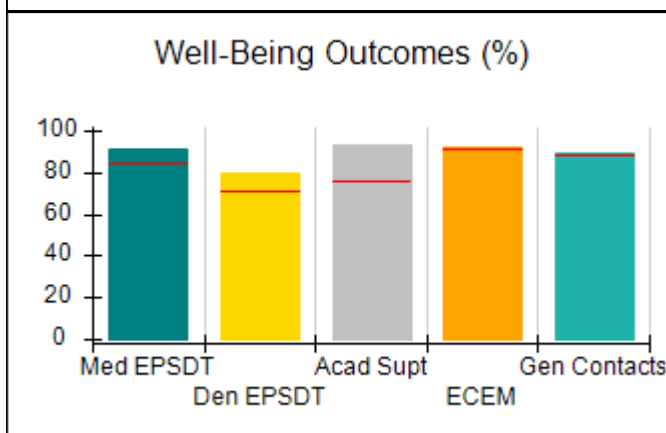
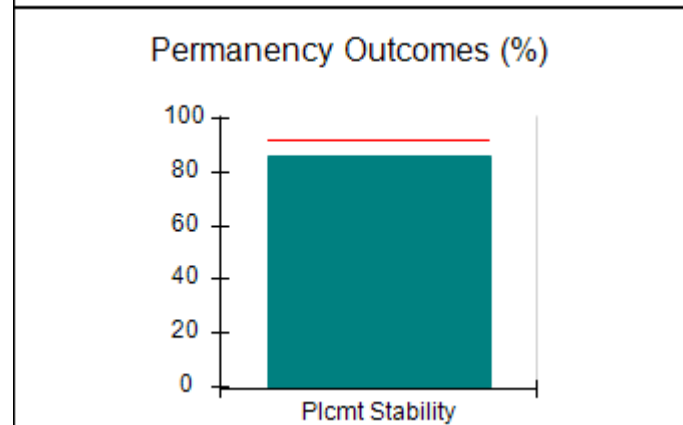
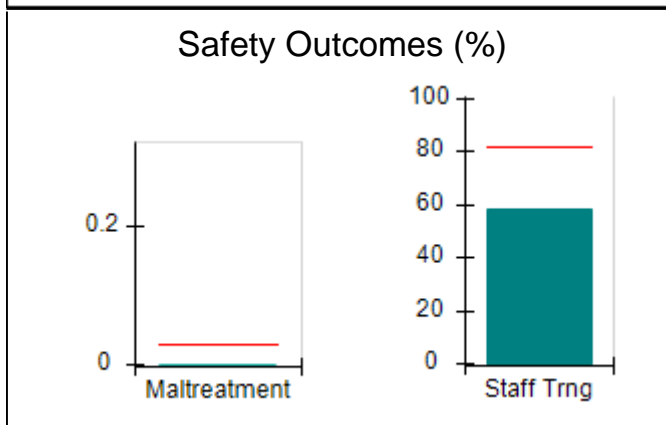
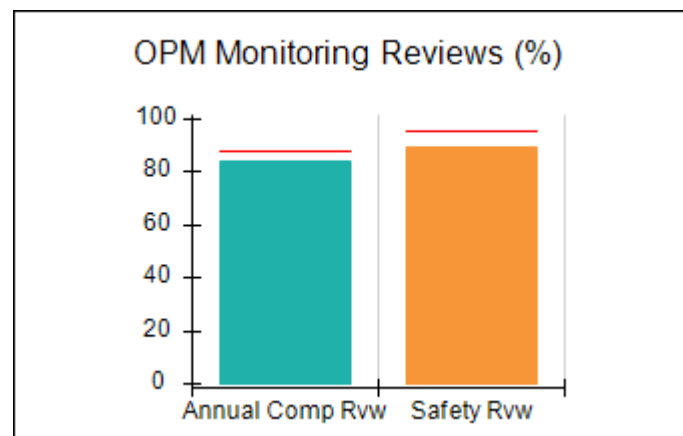
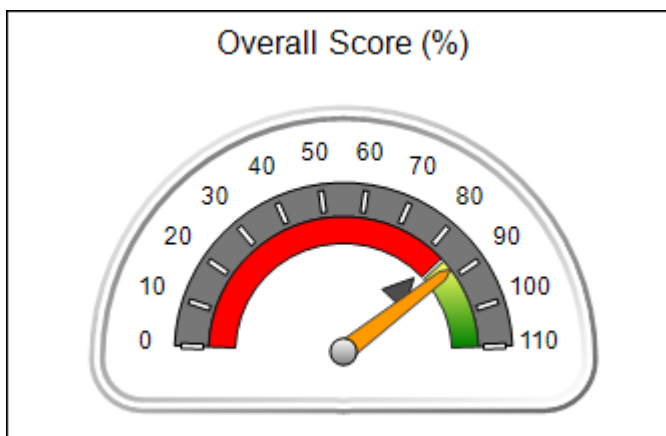
Report Quarter: Q2 FY2017

Provider/Program Name: Universal Health Services of Savannah - Coastal Harbor Families (990) - CPA

1150 Cornell Avenue, Savannah, GA 31406 Phone: 912-355-6437 Vendor ID# 44182	Quarterly Scores (Grades)		Current Quarter Score (Grade)
	Q1: 90.95 (A-)	Q2: 87.82 (B+)	87.82% (B+)
	Q3: N/A	Q4: N/A	
# New Foster Homes During Quarter: 0	# Children in Care During Quarter: 51	# Placements During Quarter: 53	# Children in Care On Last Day: 38

Quarterly Provider Comparisons to All CPAs

▼ — indicates average for all CPAs





DHS, DFCS, Office of Provider Management
Performance-Based Placement Measures
RBWO Provider GA+SCORECARD - CPA



Report Quarter: Q2 FY2017

Provider/Program Name: Universal Health Services of Savannah - Coastal Harbor Families (990) - CPA				
1150 Cornell Avenue, Savannah, GA 31406 Phone: 912-355-6437 Vendor ID# 44182		Quarterly Scores (Grades)		Current Quarter Score (Grade)
		Q1: 90.95 (A-)	Q2: 87.82 (B+)	87.82% (B+)
		Q3: N/A	Q4: N/A	
# New Foster Homes During Quarter: 0		# Children in Care During Quarter: 51	# Placements During Quarter: 53	# Children in Care On Last Day: 38
	Avg Performance All CPAs (%)	Provider Performance (%)*	Possible Points (Weight)	Provider Points Earned
OPM Monitoring Reviews				
Annual Comprehensive Reviews	87%	84%	25	21.06
Safety Reviews	95%	89%	15	13.38
Monitoring Sub-Total			40	34.44
CPA Safety Outcomes				
Incidence of Maltreatment	0.03%	No Substantiated Reports	10	10.00
Staff Training	82%	58%	10	5.80
Safety Sub-Total			20	15.80
CPA Permanency Outcomes				
Placement Stability	92%	86%	15	12.90
Permanency Sub-Total			15	12.90
CPA Well-Being Outcomes				
EPSDT Medical Visits	84%	91%	4	3.64
EPSDT Dental Visits	71%	80%	4	3.20
Academic Supports	76%	93%	3	2.79
Provider ECEM Visits	91%	92%	7	6.44
Provider General Contacts	88%	89%	7	6.23
Placements with Siblings	57%	62%	Not Scored	Not Scored
Placements within Legal County	14%	17%	Not Scored	Not Scored
Well-Being Sub-Total			25	22.30
*Performance calculation descriptions can be found in the FY 2017 RBWO PBP Measurements and Standards Guide.				
Monitoring & Outcomes: Possible Points = 100			Points Earned: 85.44	
Score Before Incentives Credit			85.44%	
Incentives Awarded			2.38 pts	
PBP Verification			N/A pts	
Total Score			87.82%	



DHS, DFCS, Office of Provider Management
Performance-Based Placement Measures
RBWO Provider GA+SCORECARD - CPA



Report Quarter: Q2 FY2017

Provider/Program Name: Universal Health Services of Savannah - Coastal Harbor Families (990) - CPA

# New Foster Homes During Quarter: 0		# Children in Care During Quarter: 51	# Placements During Quarter: 53	# Children in Care On Last Day: 38
CPA Incentive Credits	Avg Performance All CPAs (%)	Provider Performance (%)*	Possible Points (Weight)	Provider Points Earned
Early EPSDT Medical Visits		64%	2	1.28
Early EPSDT Dental Visits		55%	2	1.10
Permanency Contacts		0%	5	0.00
Additional Academic Supports		0%	2	0.00
Foster Hm Retention Rate (threshold = 90)		36%	2	0.00
Foster Hm Recruitment (threshold = 100)		0%	2	0.00
Active Agency Accreditation		0%	4	0.00
Staff Clinical Licensure		0%	5	0.00
Incentives Total	5.04		24	2.38
Maximum total combined incentive credit allowed is 10 points.			Incentives Awarded	2.38

*Performance calculation descriptions can be found in the FY 2017 RBWO PBP Measurements and Standards Guide.

Child Protective Services Investigations and Dispositions

The following investigations data, which is not used for scoring but is considered significant to a provider's performance, is from Georgia SHINES and is not considered final or complete until the end of the fiscal year.

Total Reports:	3
Number Screened In:	2
Number Screened Out:	1
Number Substantiated:	0
Number Unsubstantiated:	1
Number Active CPS Investigations:	1



DHS, DFCS, Office of Provider Management
Performance-Based Placement Measures
RBWO Provider GA+SCORECARD - CPA



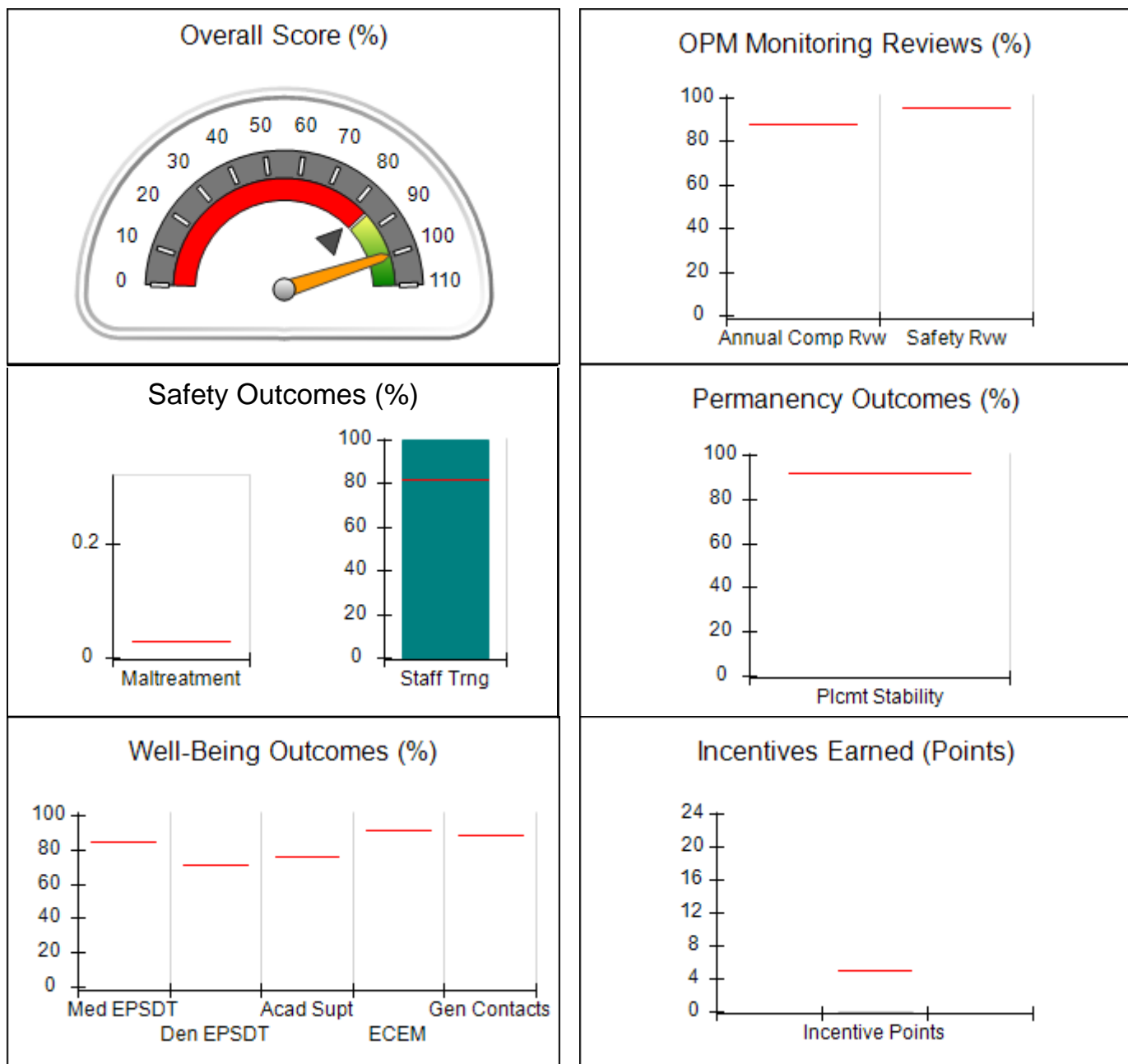
Report Quarter: Q2 FY2017

Provider/Program Name: WinShape Foster Care, LLC - (5225) - CPA

5200 Buffington Road, Atlanta, GA 30349 Phone: 4047652576 Vendor ID# 144122	Quarterly Scores (Grades)		Current Quarter Score (Grade)
	Q1: 100.00 (A+)	Q2: 100.00 (A+)	100.00% (A+)
	Q3: N/A	Q4: N/A	
# New Foster Homes During Quarter: 0	# Children in Care During Quarter: 0	# Placements During Quarter: 0	# Children in Care On Last Day: 0

Quarterly Provider Comparisons to All CPAs

▼ — indicates average for all CPAs





DHS, DFCS, Office of Provider Management
Performance-Based Placement Measures
RBWO Provider GA+SCORECARD - CPA



Report Quarter: Q2 FY2017

Provider/Program Name: WinShape Foster Care, LLC - (5225) - CPA

5200 Buffington Road, Atlanta, GA 30349 Phone: 4047652576 Vendor ID# 144122		Quarterly Scores (Grades)		Current Quarter Score (Grade)
		Q1: 100.00 (A+)	Q2: 100.00 (A+)	100.00%
		Q3: N/A	Q4: N/A	(A+)
# New Foster Homes During Quarter: 0		# Children in Care During Quarter: 0	# Placements During Quarter: 0	# Children in Care On Last Day: 0
	Avg Performance All CPAs (%)	Provider Performance (%)*	Possible Points (Weight)	Provider Points Earned
OPM Monitoring Reviews				
Annual Comprehensive Reviews	87%	Not Yet Conducted		
Safety Reviews	95%	Not Yet Conducted		
Monitoring Sub-Total				0.00
CPA Safety Outcomes				
Incidence of Maltreatment	0.03%	Not Eligible		
Staff Training	82%	100%	20	20.00
Safety Sub-Total			20	20.00
CPA Permanency Outcomes				
Placement Stability	92%	Not Eligible		
Permanency Sub-Total			N/A	
CPA Well-Being Outcomes				
EPSDT Medical Visits	84%	Not Eligible		
EPSDT Dental Visits	71%	Not Eligible		
Academic Supports	76%	Not Eligible		
Provider ECEM Visits	91%	Not Eligible		
Provider General Contacts	88%	Not Eligible		
Placements with Siblings	57%	Not Eligible	Not Scored	Not Scored
Placements within Legal County	14%	Not Eligible	Not Scored	Not Scored
Well-Being Sub-Total			N/A	

*Performance calculation descriptions can be found in the FY 2017 RBWO PBP Measurements and Standards Guide.

Monitoring & Outcomes: Possible Points = 20		Points Earned: 20.00	
Score Before Incentives Credit			100.00%
Incentives Awarded			0.00 pts
PBP Verification			N/A pts
Total Score			100.00%

Provider/Program Name: WinShape Foster Care, LLC - (5225) - CPA



DHS, DFCS, Office of Provider Management
Performance-Based Placement Measures
RBWO Provider GA+SCORECARD - CPA



Report Quarter: Q2 FY2017

# New Foster Homes During Quarter: 0		# Children in Care During Quarter: 0	# Placements During Quarter: 0	# Children in Care On Last Day: 0
CPA Incentive Credits	Avg Performance All CPAs (%)	Provider Performance (%)*	Possible Points (Weight)	Provider Points Earned
Early EPSDT Medical Visits		Not Eligible	2	
Early EPSDT Dental Visits		Not Eligible	2	
Permanency Contacts		None Planned	5	
Additional Academic Supports		Not Eligible	2	
Foster Hm Retention Rate (threshold = 90)		Not Eligible	2	0.00
Foster Hm Recruitment (threshold = 100)		0%	2	0.00
Active Agency Accreditation		0%	4	0.00
Staff Clinical Licensure		0%	5	0.00
Incentives Total	5.04		24	0.00
Maximum total combined incentive credit allowed is 10 points.			Incentives Awarded	0.00
*Performance calculation descriptions can be found in the FY 2017 RBWO PBP Measurements and Standards Guide.				

Child Protective Services Investigations and Dispositions

The following investigations data, which is not used for scoring but is considered significant to a provider's performance, is from Georgia SHINES and is not considered final or complete until the end of the fiscal year.

Total Reports:	0
Number Screened In:	0
Number Screened Out:	0
Number Substantiated:	0
Number Unsubstantiated:	0
Number Active CPS Investigations:	0



DHS, DFCS, Office of Provider Management
Performance-Based Placement Measures
RBWO Provider GA+SCORECARD - CPA



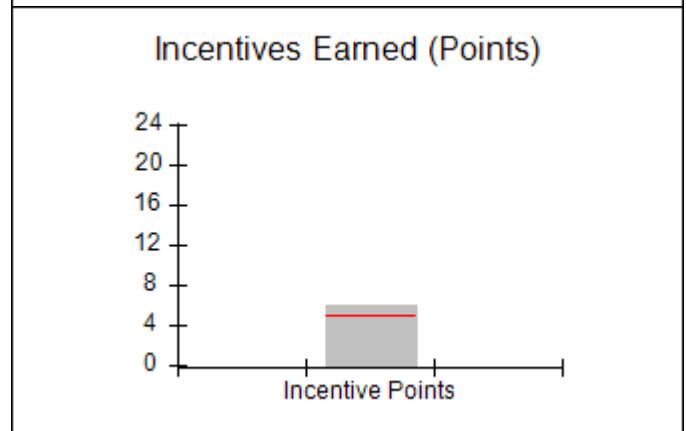
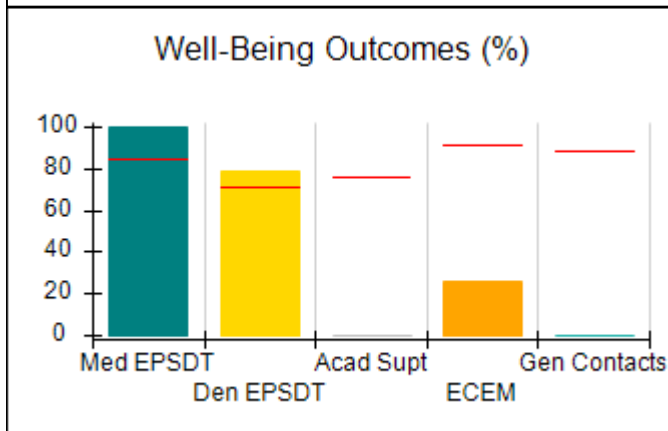
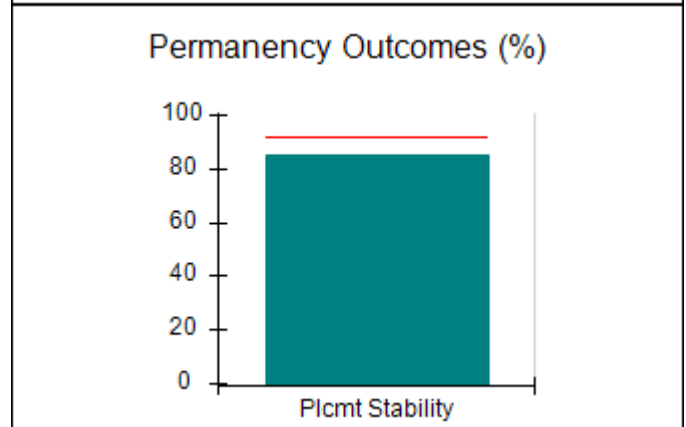
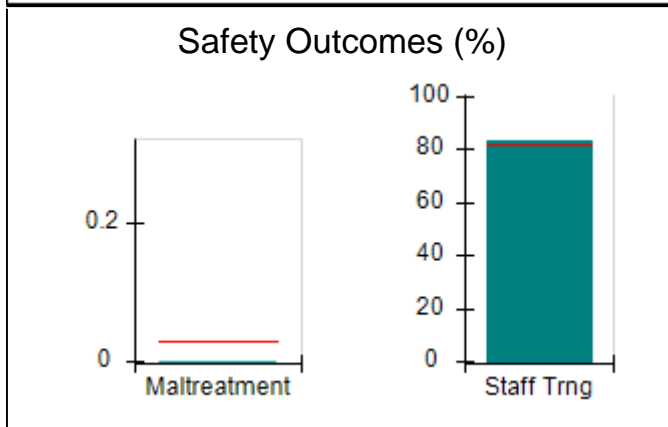
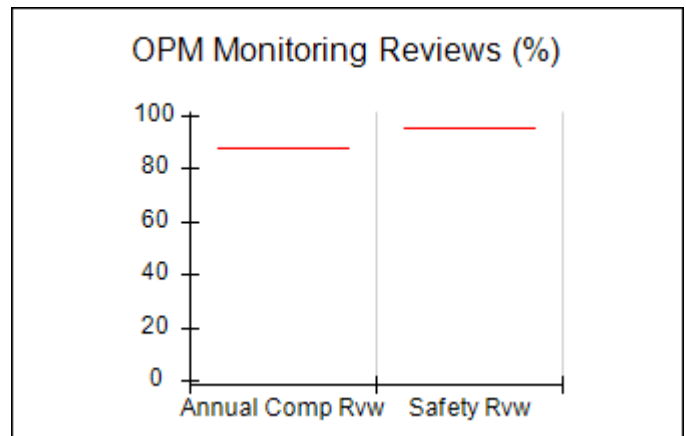
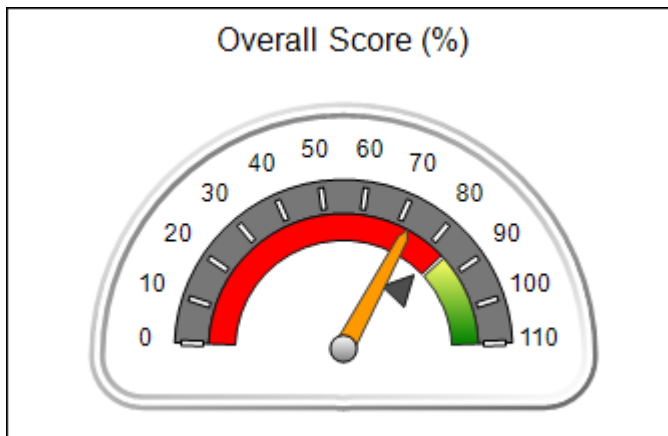
Report Quarter: Q2 FY2017

Provider/Program Name: Wiz Community Services - (5229) - CPA

2300 Satellite Blvd, Duluth, GA 30097 Phone: 678-216-7316 Vendor ID# 143423	Quarterly Scores (Grades)		Current Quarter Score (Grade)
	Q1: 98.17 (A+)	Q2: 72.72 (C-)	72.72%
	Q3: N/A	Q4: N/A	(C-)
# New Foster Homes During Quarter: 2	# Children in Care During Quarter: 27	# Placements During Quarter: 28	# Children in Care On Last Day: 17

Quarterly Provider Comparisons to All CPAs

▼ — indicates average for all CPAs





DHS, DFCS, Office of Provider Management
Performance-Based Placement Measures
RBWO Provider GA+SCORECARD - CPA



Report Quarter: Q2 FY2017

Provider/Program Name: Wiz Community Services - (5229) - CPA

2300 Satellite Blvd, Duluth, GA 30097 Phone: 678-216-7316 Vendor ID# 143423		Quarterly Scores (Grades)		Current Quarter Score (Grade)
		Q1: 98.17 (A+)	Q2: 72.72 (C-)	72.72%
		Q3: N/A	Q4: N/A	(C-)
# New Foster Homes During Quarter: 2		# Children in Care During Quarter: 27	# Placements During Quarter: 28	# Children in Care On Last Day: 17
	Avg Performance All CPAs (%)	Provider Performance (%)*	Possible Points (Weight)	Provider Points Earned
OPM Monitoring Reviews				
Annual Comprehensive Reviews	87%	Not Yet Conducted		
Safety Reviews	95%	Not Yet Conducted		
Monitoring Sub-Total				0.00
CPA Safety Outcomes				
Incidence of Maltreatment	0.03%	No Substantiated Reports	10	10.00
Staff Training	82%	83%	10	8.30
Safety Sub-Total			20	18.30
CPA Permanency Outcomes				
Placement Stability	92%	85%	15	12.75
Permanency Sub-Total			15	12.75
CPA Well-Being Outcomes				
EPSDT Medical Visits	84%	100%	4	4.00
EPSDT Dental Visits	71%	79%	4	3.16
Academic Supports	76%	0%	3	0.00
Provider ECEM Visits	91%	26%	7	1.82
Provider General Contacts	88%	0%	7	0.00
Placements with Siblings	57%	40%	Not Scored	Not Scored
Placements within Legal County	14%	10%	Not Scored	Not Scored
Well-Being Sub-Total			25	8.98

*Performance calculation descriptions can be found in the FY 2017 RBWO PBP Measurements and Standards Guide.

Monitoring & Outcomes: Possible Points = 60		Points Earned: 40.03	
Score Before Incentives Credit			66.72%
Incentives Awarded			6.00 pts
PBP Verification			N/A pts
Total Score			72.72%

Provider/Program Name: Wiz Community Services - (5229) - CPA



DHS, DFCS, Office of Provider Management
Performance-Based Placement Measures
RBWO Provider GA+SCORECARD - CPA



Report Quarter: Q2 FY2017

# New Foster Homes During Quarter: 2		# Children in Care During Quarter: 27	# Placements During Quarter: 28	# Children in Care On Last Day: 17
CPA Incentive Credits	Avg Performance All CPAs (%)	Provider Performance (%)*	Possible Points (Weight)	Provider Points Earned
Early EPSDT Medical Visits		100%	2	2.00
Early EPSDT Dental Visits		0%	2	0.00
Permanency Contacts		0%	5	0.00
Additional Academic Supports		0%	2	0.00
Foster Hm Retention Rate (threshold = 90)		100%	2	2.00
Foster Hm Recruitment (threshold = 100)		200%	2	2.00
Active Agency Accreditation		0%	4	0.00
Staff Clinical Licensure		0%	5	0.00
Incentives Total	5.04		24	6.00
Maximum total combined incentive credit allowed is 10 points.			Incentives Awarded	6.00
*Performance calculation descriptions can be found in the FY 2017 RBWO PBP Measurements and Standards Guide.				

Child Protective Services Investigations and Dispositions

The following investigations data, which is not used for scoring but is considered significant to a provider's performance, is from Georgia SHINES and is not considered final or complete until the end of the fiscal year.

Total Reports:	0	
Number Screened In:	0	
Number Screened Out:	0	
Number Substantiated:	0	
Number Unsubstantiated:	0	
Number Active CPS Investigations:	0	