



DHS, DFCS, Office of Provider Management
Performance-Based Placement Measures
RBWO Provider GA+SCORECARD - CPA
Report Quarter: Q4 FY2020



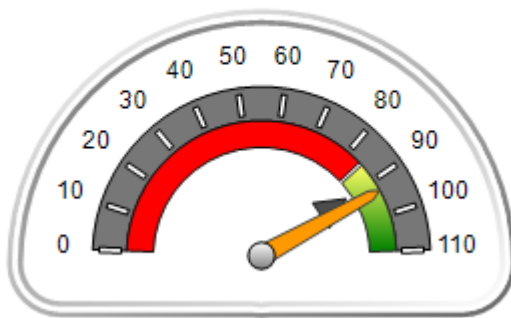
Provider/Program Name: All God's Children - (861) - CPA

| | | | |
|--|--------------------------------------|--------------------------------|-----------------------------------|
| 1671 Meriweather Dr., Watkinsville, GA 30677 | Quarterly Scores (Grades) | | Current Quarter Score (Grade) |
| Phone: 706-316-2421 | Q1: 93.52 (A-) | Q2: 84.40 (B) | 93.24% (A-) |
| Vendor ID# 35219 | Q3: 95.57 (A) | Q4: 93.24 (A-) | |
| # New Foster Homes During Quarter: 1 | # Children in Care During Quarter: 5 | # Placements During Quarter: 5 | # Children in Care On Last Day: 4 |

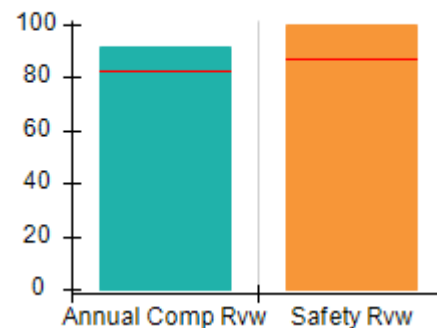
Quarterly Provider Comparisons to All CPAs

▼ — indicates average for all CPAs

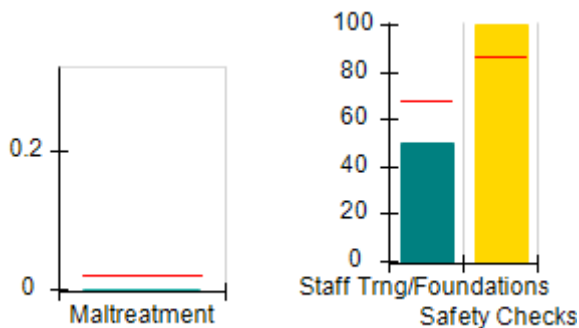
Overall Score (%)



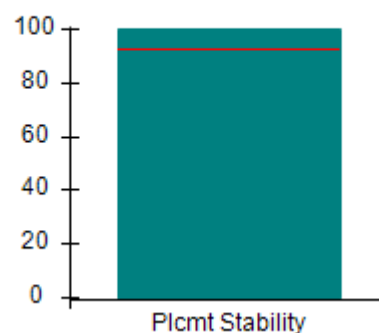
OPM Monitoring Reviews (%)



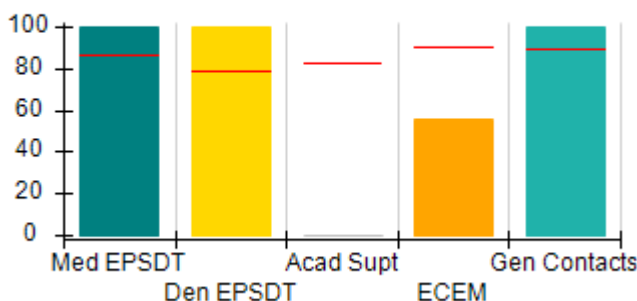
Safety Outcomes (%)



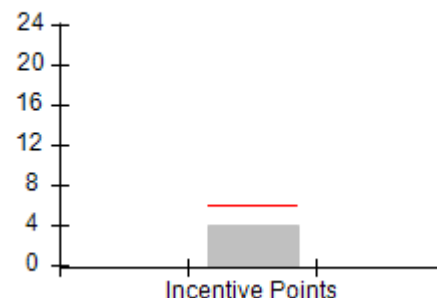
Permanency Outcomes (%)



Well-Being Outcomes (%)



Incentives Earned (Points)





DHS, DFCS, Office of Provider Management
Performance-Based Placement Measures
RBWO Provider GA+SCORECARD - CPA
Report Quarter: Q4 FY2020



Provider/Program Name: All God's Children - (861) - CPA

| | | | |
|--|---------------------------|----------------|-------------------------------|
| 1671 Meriweather Dr., Watkinsville, GA 30677 | Quarterly Scores (Grades) | | Current Quarter Score (Grade) |
| Phone: 706-316-2421 | Q1: 93.52 (A-) | Q2: 84.40 (B) | 93.24% (A-) |
| Vendor ID# 35219 | Q3: 95.57 (A) | Q4: 93.24 (A-) | |

| | | | |
|--------------------------------------|--------------------------------------|--------------------------------|-----------------------------------|
| # New Foster Homes During Quarter: 1 | # Children in Care During Quarter: 5 | # Placements During Quarter: 5 | # Children in Care On Last Day: 4 |
|--------------------------------------|--------------------------------------|--------------------------------|-----------------------------------|

| | Avg Performance All CPAs (%) | Provider Performance (%)* | Possible Points (Weight) | Provider Points Earned |
|--|------------------------------|---------------------------|--------------------------|------------------------|
|--|------------------------------|---------------------------|--------------------------|------------------------|

OPM Monitoring Reviews

| | | | | |
|------------------------------|-----|------|-----------|--------------|
| Annual Comprehensive Reviews | 82% | 91% | 25 | 22.82 |
| Safety Reviews | 87% | 100% | 15 | 15.00 |
| Monitoring Sub-Total | | | 40 | 37.82 |

CPA Safety Outcomes

| | | | | |
|---------------------------|-------|--------------------------|-----------|--------------|
| Incidence of Maltreatment | 0.02% | No Substantiated Reports | 10 | 10.00 |
| Staff Training | 67% | 50% | 5 | 2.50 |
| Staff Safety Checks | 86% | 100% | 5 | 5.00 |
| Safety Sub-Total | | | 20 | 17.50 |

CPA Permanency Outcomes

| | | | | |
|-----------------------------|-----|------|-----------|--------------|
| Placement Stability | 93% | 100% | 15 | 15.00 |
| Permanency Sub-Total | | | 15 | 15.00 |

CPA Well-Being Outcomes

| | | | | |
|--------------------------------|-----|------|------------|--------------|
| EPSDT Medical Visits | 86% | 100% | 4 | 4.00 |
| EPSDT Dental Visits | 79% | 100% | 4 | 4.00 |
| Academic Supports | 82% | 0% | 3 | 0.00 |
| Provider ECEM Visits | 90% | 56% | 7 | 3.92 |
| Provider General Contacts | 89% | 100% | 7 | 7.00 |
| Placements with Siblings | 68% | 100% | Not Scored | Not Scored |
| Placements within Legal County | 18% | 0% | Not Scored | Not Scored |
| Well-Being Sub-Total | | | 25 | 18.92 |

*Performance calculation descriptions can be found in the FY 2019 RBWO PBP Measurements and Standards Guide.

| | |
|---|-----------------------------|
| Monitoring & Outcomes: Possible Points = 100 | Points Earned: 89.24 |
| Score Before Incentives Credit | 89.24% |
| Incentives Awarded | 4.00 pts |
| PBP Verification | 0.00 pts |
| Total Score | 93.24% |



DHS, DFCS, Office of Provider Management
Performance-Based Placement Measures
RBWO Provider GA+SCORECARD - CPA
Report Quarter: Q4 FY2020



Provider/Program Name: All God's Children - (861) - CPA

| # New Foster Homes During Quarter: 1 | | # Children in Care During Quarter: 5 | # Placements During Quarter: 5 | # Children in Care On Last Day: 4 |
|---|------------------------------|--------------------------------------|--------------------------------|-----------------------------------|
| CPA Incentive Credits | Avg Performance All CPAs (%) | Provider Performance (%)* | Possible Points (Weight) | Provider Points Earned |
| Early EPSDT Medical Visits | | 100% | 2 | 2.00 |
| Early EPSDT Dental Visits | | Not Eligible | 2 | |
| Permanency Contacts | | 0% | 5 | 0.00 |
| Additional Academic Supports | | 0% | 2 | 0.00 |
| HS Grad/GED/Prof or Trade Certificate/College | | N/A | 10/5/5/1 | |
| EYSS Agreement | | Not Eligible | 5 | |
| Community Connections | | Not Eligible | 4 | |
| Foster Hm Retention Rate (threshold = 90) | | 0% | 2 | 0.00 |
| Foster Hm Recruitment (threshold = 100) | | 100% | 2 | 2.00 |
| Active Agency Accreditation | | 0% | 4 | 0.00 |
| Staff Clinical Licensure | | 0% | 5 | 0.00 |
| Incentives Total | 5.87 | | | 4.00 |
| Maximum total combined incentive credit allowed is 10 points. | | | Incentives Awarded | 4.00 |

*Performance calculation descriptions can be found in the FY 2019 RBWO PBP Measurements and Standards Guide.

Child Protective Services Investigations and Dispositions

The following investigations data, which is not used for scoring but is considered significant to a provider's performance, is from Georgia SHINES and is not considered final or complete until the end of the fiscal year.

| | | |
|-----------------------------------|---|--|
| Total Reports: | 0 | |
| Number Screened In: | 0 | |
| Number Screened Out: | 0 | |
| Number Substantiated: | 0 | |
| Number Unsubstantiated: | 0 | |
| Number Active CPS Investigations: | 0 | |



DHS, DFCS, Office of Provider Management
Performance-Based Placement Measures
RBWO Provider GA+SCORECARD - CPA
Report Quarter: Q4 FY2020



| | | | |
|--|---------------------------------------|---------------------------------|--------------------------------------|
| Provider/Program Name: ALR Family Services, Inc. - (5140) - CPA | | | |
| 1518 Airport Road, Hinesville, GA 31313 | Quarterly Scores (Grades) | | Current Quarter Score (Grade) |
| Phone: 912-559-5536 | Q1: 95.65 (A) | Q2: 98.33 (A+) | 91.67% (A-) |
| Vendor ID# 114739 | Q3: 98.90 (A+) | Q4: 91.67 (A-) | |
| # New Foster Homes During Quarter: 0 | # Children in Care During Quarter: 11 | # Placements During Quarter: 11 | # Children in Care On Last Day: 8 |
| Quarterly Provider Comparisons to All CPAs | | | |

▼ — indicates average for all CPAs





DHS, DFCS, Office of Provider Management
Performance-Based Placement Measures
RBWO Provider GA+SCORECARD - CPA
 Report Quarter: Q4 FY2020



Provider/Program Name: ALR Family Services, Inc. - (5140) - CPA

| | | | |
|---|---------------------------------------|---------------------------------|-----------------------------------|
| 1518 Airport Road, Hinesville, GA 31313 | Quarterly Scores (Grades) | | Current Quarter Score (Grade) |
| Phone: 912-559-5536 | Q1: 95.65 (A) | Q2: 98.33 (A+) | 91.67% (A-) |
| Vendor ID# 114739 | Q3: 98.90 (A+) | Q4: 91.67 (A-) | |
| # New Foster Homes During Quarter: 0 | # Children in Care During Quarter: 11 | # Placements During Quarter: 11 | # Children in Care On Last Day: 8 |

| | Avg Performance All CPAs (%) | Provider Performance (%)* | Possible Points (Weight) | Provider Points Earned |
|--|------------------------------|---------------------------|--------------------------|------------------------|
|--|------------------------------|---------------------------|--------------------------|------------------------|

OPM Monitoring Reviews

| | | | | |
|------------------------------|-----|------|-----------|--------------|
| Annual Comprehensive Reviews | 82% | 76% | 25 | 19.04 |
| Safety Reviews | 87% | 100% | 15 | 15.00 |
| Monitoring Sub-Total | | | 40 | 34.04 |

CPA Safety Outcomes

| | | | | |
|---------------------------|-------|--------------------------|-----------|--------------|
| Incidence of Maltreatment | 0.02% | No Substantiated Reports | 10 | 10.00 |
| Staff Training | 67% | 0% | 5 | 0.00 |
| Staff Safety Checks | 86% | 100% | 5 | 5.00 |
| Safety Sub-Total | | | 20 | 15.00 |

CPA Permanency Outcomes

| | | | | |
|-----------------------------|-----|-----|-----------|--------------|
| Placement Stability | 93% | 73% | 15 | 10.95 |
| Permanency Sub-Total | | | 15 | 10.95 |

CPA Well-Being Outcomes

| | | | | |
|--------------------------------|-----|--------------|------------|--------------|
| EPSDT Medical Visits | 86% | 88% | 4 | 3.52 |
| EPSDT Dental Visits | 79% | 100% | 4 | 4.00 |
| Academic Supports | 82% | 100% | 3 | 3.00 |
| Provider ECEM Visits | 90% | 96% | 7 | 6.72 |
| Provider General Contacts | 89% | 92% | 7 | 6.44 |
| Placements with Siblings | 68% | 43% | Not Scored | Not Scored |
| Placements within Legal County | 18% | Not Eligible | Not Scored | Not Scored |
| Well-Being Sub-Total | | | 25 | 23.68 |

*Performance calculation descriptions can be found in the FY 2019 RBWO PBP Measurements and Standards Guide.

| | |
|---|-----------------------------|
| Monitoring & Outcomes: Possible Points = 100 | Points Earned: 83.67 |
| Score Before Incentives Credit | 83.67% |
| Incentives Awarded | 8.00 pts |
| PBP Verification | N/A pts |
| Total Score | 91.67% |



DHS, DFCS, Office of Provider Management
Performance-Based Placement Measures
RBWO Provider GA+SCORECARD - CPA
Report Quarter: Q4 FY2020



Provider/Program Name: ALR Family Services, Inc. - (5140) - CPA

| # New Foster Homes During Quarter: 0 | | # Children in Care During Quarter: 11 | # Placements During Quarter: 11 | # Children in Care On Last Day: 8 |
|--|------------------------------|---------------------------------------|---------------------------------|-----------------------------------|
| CPA Incentive Credits | Avg Performance All CPAs (%) | Provider Performance (%)* | Possible Points (Weight) | Provider Points Earned |
| Early EPSDT Medical Visits | | 100% | 2 | 2.00 |
| Early EPSDT Dental Visits | | 100% | 2 | 2.00 |
| Permanency Contacts | | None Planned | 5 | |
| Additional Academic Supports | | 100% | 2 | 2.00 |
| HS Grad/GED/Prof or Trade Certificate/College | | N/A | 10/5/5/1 | |
| EYSS Agreement | | Not Eligible | 5 | |
| Community Connections | | 0% | 4 | 0.00 |
| Foster Hm Retention Rate (threshold = 90) | | 100% | 2 | 2.00 |
| Foster Hm Recruitment (threshold = 100) | | 0% | 2 | 0.00 |
| Active Agency Accreditation | | 0% | 4 | 0.00 |
| Staff Clinical Licensure | | 0% | 5 | 0.00 |
| Incentives Total | 5.87 | | | 8.00 |
| Maximum total combined incentive credit allowed is 10 points. | | | Incentives Awarded | 8.00 |
| *Performance calculation descriptions can be found in the FY 2019 RBWO PBP Measurements and Standards Guide. | | | | |

Child Protective Services Investigations and Dispositions

The following investigations data, which is not used for scoring but is considered significant to a provider's performance, is from Georgia SHINES and is not considered final or complete until the end of the fiscal year.

| | | |
|-----------------------------------|---|--|
| Total Reports: | 1 | |
| Number Screened In: | 1 | |
| Number Screened Out: | 0 | |
| Number Substantiated: | 0 | |
| Number Unsubstantiated: | 0 | |
| Number Active CPS Investigations: | 1 | |



DHS, DFCS, Office of Provider Management

Performance-Based Placement Measures

RBWO Provider GA+SCORECARD - CPA



Report Quarter: Q4 FY2020

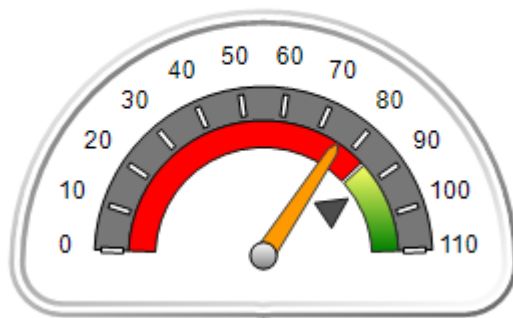
Provider/Program Name: Bethany Christian Services - Atlanta (573) - CPA

| 6645 Peachtree Dunwoody Road, Atlanta, GA 30328 | Quarterly Scores (Grades) | | Current Quarter Score (Grade) |
|---|--|----------------------------------|------------------------------------|
| Phone: 770-455-7111 | Q1: 74.87 (C) | Q2: 84.72 (B) | 76.01% (C) |
| Vendor ID# 35249 | Q3: 80.07 (B-) | Q4: 76.01 (C) | |
| # New Foster Homes During Quarter: 8 | # Children in Care During Quarter: 101 | # Placements During Quarter: 105 | # Children in Care On Last Day: 76 |

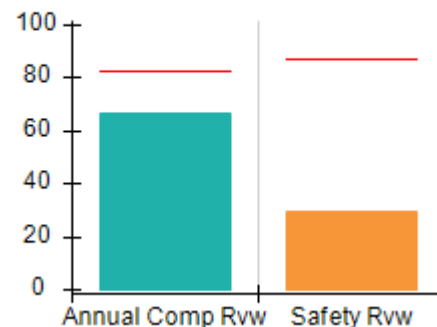
Quarterly Provider Comparisons to All CPAs

▼ — indicates average for all CPAs

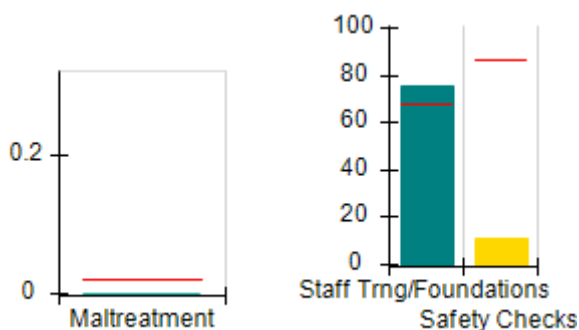
Overall Score (%)



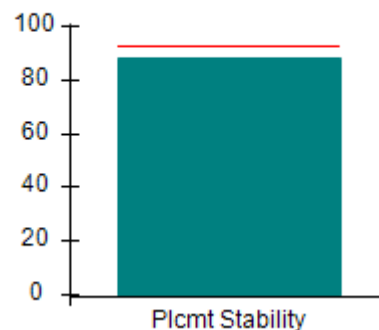
OPM Monitoring Reviews (%)



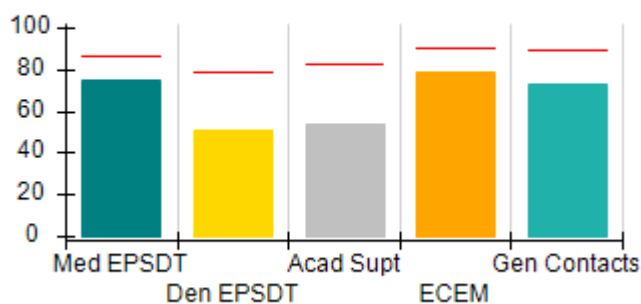
Safety Outcomes (%)



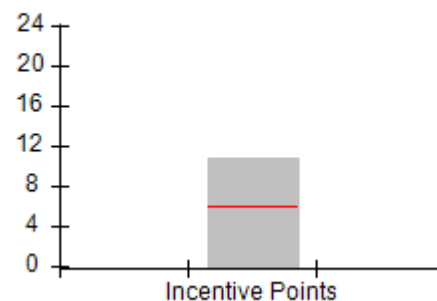
Permanency Outcomes (%)



Well-Being Outcomes (%)



Incentives Earned (Points)





DHS, DFCS, Office of Provider Management
Performance-Based Placement Measures
RBWO Provider GA+SCORECARD - CPA
 Report Quarter: Q4 FY2020



| | | | | |
|--|--|----------------------------------|------------------------------------|------------------------|
| Provider/Program Name: Bethany Christian Services - Atlanta (573) - CPA | | | | |
| 6645 Peachtree Dunwoody Road, Atlanta, GA 30328 | Quarterly Scores (Grades) | | Current Quarter Score (Grade) | |
| Phone: 770-455-7111 | Q1: 74.87 (C) | Q2: 84.72 (B) | 76.01% (C) | |
| Vendor ID# 35249 | Q3: 80.07 (B-) | Q4: 76.01 (C) | | |
| # New Foster Homes During Quarter: 8 | # Children in Care During Quarter: 101 | # Placements During Quarter: 105 | # Children in Care On Last Day: 76 | |
| | Avg Performance All CPAs (%) | Provider Performance (%)* | Possible Points (Weight) | Provider Points Earned |
| OPM Monitoring Reviews | | | | |
| Annual Comprehensive Reviews | 82% | 67% | 25 | 16.71 |
| Safety Reviews | 87% | 30% | 15 | 4.50 |
| Monitoring Sub-Total | | | 40 | 21.21 |
| CPA Safety Outcomes | | | | |
| Incidence of Maltreatment | 0.02% | No Substantiated Reports | 10 | 10.00 |
| Staff Training | 67% | 75% | 5 | 3.75 |
| Staff Safety Checks | 86% | 11% | 5 | 0.55 |
| Safety Sub-Total | | | 20 | 14.30 |
| CPA Permanency Outcomes | | | | |
| Placement Stability | 93% | 88% | 15 | 13.20 |
| Permanency Sub-Total | | | 15 | 13.20 |
| CPA Well-Being Outcomes | | | | |
| EPSDT Medical Visits | 86% | 75% | 4 | 3.00 |
| EPSDT Dental Visits | 79% | 51% | 4 | 2.04 |
| Academic Supports | 82% | 54% | 3 | 1.62 |
| Provider ECEM Visits | 90% | 79% | 7 | 5.53 |
| Provider General Contacts | 89% | 73% | 7 | 5.11 |
| Placements with Siblings | 68% | 69% | Not Scored | Not Scored |
| Placements within Legal County | 18% | 8% | Not Scored | Not Scored |
| Well-Being Sub-Total | | | 25 | 17.30 |

*Performance calculation descriptions can be found in the FY 2019 RBWO PBP Measurements and Standards Guide.

| | |
|---|-----------------------------|
| Monitoring & Outcomes: Possible Points = 100 | Points Earned: 66.01 |
| Score Before Incentives Credit | 66.01% |
| Incentives Awarded | 10.00 pts |
| PBP Verification | N/A pts |
| Total Score | 76.01% |



DHS, DFCS, Office of Provider Management
Performance-Based Placement Measures
RBWO Provider GA+SCORECARD - CPA
Report Quarter: Q4 FY2020



Provider/Program Name: Bethany Christian Services - Atlanta (573) - CPA

| # New Foster Homes During Quarter: 8 | | # Children in Care During Quarter: 101 | # Placements During Quarter: 105 | # Children in Care On Last Day: 76 |
|--|------------------------------|--|----------------------------------|------------------------------------|
| CPA Incentive Credits | Avg Performance All CPAs (%) | Provider Performance (%)* | Possible Points (Weight) | Provider Points Earned |
| Early EPSDT Medical Visits | | 30% | 2 | 0.60 |
| Early EPSDT Dental Visits | | 7% | 2 | 0.14 |
| Permanency Contacts | | 0% | 5 | 0.00 |
| Additional Academic Supports | | 0% | 2 | 0.00 |
| HS Grad/GED/Prof or Trade Certificate/College | | N/A | 10/5/5/1 | |
| EYSS Agreement | | 100% | 5 | 5.00 |
| Community Connections | | 0% | 4 | 0.00 |
| Foster Hm Retention Rate (threshold = 90) | | 89% | 2 | 0.00 |
| Foster Hm Recruitment (threshold = 100) | | 150% | 2 | 2.00 |
| Active Agency Accreditation | | 50% | 4 | 2.00 |
| Staff Clinical Licensure | | 20% | 5 | 1.00 |
| Incentives Total | 5.87 | | | 10.74 |
| Maximum total combined incentive credit allowed is 10 points. | | | Incentives Awarded | 10.00 |
| *Performance calculation descriptions can be found in the FY 2019 RBWO PBP Measurements and Standards Guide. | | | | |

Child Protective Services Investigations and Dispositions

The following investigations data, which is not used for scoring but is considered significant to a provider's performance, is from Georgia SHINES and is not considered final or complete until the end of the fiscal year.

| | | |
|-----------------------------------|---|--|
| Total Reports: | 1 | |
| Number Screened In: | 0 | |
| Number Screened Out: | 1 | |
| Number Substantiated: | 0 | |
| Number Unsubstantiated: | 0 | |
| Number Active CPS Investigations: | 0 | |



DHS, DFCS, Office of Provider Management
Performance-Based Placement Measures
RBWO Provider GA+SCORECARD - CPA
Report Quarter: Q4 FY2020



| | | | |
|--|--|----------------------------------|--------------------------------------|
| Provider/Program Name: Bethany Christian Services - Bogart (5215) - CPA | | | |
| 188 Ben Burton Circle, Bogart, GA 30622 | Quarterly Scores (Grades) | | Current Quarter Score (Grade) |
| Phone: 770-274-3412 | Q1: 96.31 (A) | Q2: 88.03 (B+) | 90.07% (A-) |
| Vendor ID# 135987 | Q3: 91.27 (A-) | Q4: 90.07 (A-) | |
| # New Foster Homes During Quarter: 7 | # Children in Care During Quarter: 136 | # Placements During Quarter: 145 | # Children in Care On Last Day: 105 |
| Quarterly Provider Comparisons to All CPAs | | | |

▼ — indicates average for all CPAs





DHS, DFCS, Office of Provider Management
Performance-Based Placement Measures
RBWO Provider GA+SCORECARD - CPA
 Report Quarter: Q4 FY2020



Provider/Program Name: Bethany Christian Services - Bogart (5215) - CPA

| | | | |
|---|---------------------------|----------------|-------------------------------|
| 188 Ben Burton Circle, Bogart, GA 30622 | Quarterly Scores (Grades) | | Current Quarter Score (Grade) |
| Phone: 770-274-3412 | Q1: 96.31 (A) | Q2: 88.03 (B+) | 90.07% (A-) |
| Vendor ID# 135987 | Q3: 91.27 (A-) | Q4: 90.07 (A-) | |

| | | | |
|--------------------------------------|--|----------------------------------|-------------------------------------|
| # New Foster Homes During Quarter: 7 | # Children in Care During Quarter: 136 | # Placements During Quarter: 145 | # Children in Care On Last Day: 105 |
|--------------------------------------|--|----------------------------------|-------------------------------------|

| | Avg Performance All CPAs (%) | Provider Performance (%)* | Possible Points (Weight) | Provider Points Earned |
|--|------------------------------|---------------------------|--------------------------|------------------------|
|--|------------------------------|---------------------------|--------------------------|------------------------|

OPM Monitoring Reviews

| | | | | |
|------------------------------|-----|-----|-----------|--------------|
| Annual Comprehensive Reviews | 82% | 93% | 25 | 23.37 |
| Safety Reviews | 87% | 85% | 15 | 12.75 |
| Monitoring Sub-Total | | | 40 | 36.12 |

CPA Safety Outcomes

| | | | | |
|---------------------------|-------|--------------------------|-----------|--------------|
| Incidence of Maltreatment | 0.02% | No Substantiated Reports | 10 | 10.00 |
| Staff Training | 67% | 50% | 5 | 2.50 |
| Staff Safety Checks | 86% | 73% | 5 | 3.65 |
| Safety Sub-Total | | | 20 | 16.15 |

CPA Permanency Outcomes

| | | | | |
|-----------------------------|-----|-----|-----------|--------------|
| Placement Stability | 93% | 91% | 15 | 13.65 |
| Permanency Sub-Total | | | 15 | 13.65 |

CPA Well-Being Outcomes

| | | | | |
|--------------------------------|-----|-----|------------|--------------|
| EPSDT Medical Visits | 86% | 59% | 4 | 2.36 |
| EPSDT Dental Visits | 79% | 50% | 4 | 2.00 |
| Academic Supports | 82% | 16% | 3 | 0.48 |
| Provider ECEM Visits | 90% | 67% | 7 | 4.69 |
| Provider General Contacts | 89% | 66% | 7 | 4.62 |
| Placements with Siblings | 68% | 90% | Not Scored | Not Scored |
| Placements within Legal County | 18% | 17% | Not Scored | Not Scored |
| Well-Being Sub-Total | | | 25 | 14.15 |

*Performance calculation descriptions can be found in the FY 2019 RBWO PBP Measurements and Standards Guide.

| | |
|---|-----------------------------|
| Monitoring & Outcomes: Possible Points = 100 | Points Earned: 80.07 |
| Score Before Incentives Credit | 80.07% |
| Incentives Awarded | 10.00 pts |
| PBP Verification | N/A pts |
| Total Score | 90.07% |



DHS, DFCS, Office of Provider Management
Performance-Based Placement Measures
RBWO Provider GA+SCORECARD - CPA
Report Quarter: Q4 FY2020



Provider/Program Name: Bethany Christian Services - Bogart (5215) - CPA

| # New Foster Homes During Quarter: 7 | | # Children in Care During Quarter: 136 | # Placements During Quarter: 145 | # Children in Care On Last Day: 105 |
|---|------------------------------|--|----------------------------------|-------------------------------------|
| CPA Incentive Credits | Avg Performance All CPAs (%) | Provider Performance (%)* | Possible Points (Weight) | Provider Points Earned |
| Early EPSDT Medical Visits | | 3% | 2 | 0.06 |
| Early EPSDT Dental Visits | | 5% | 2 | 0.10 |
| Permanency Contacts | | 0% | 5 | 0.00 |
| Additional Academic Supports | | 1% | 2 | 0.02 |
| HS Grad/GED/Prof or Trade Certificate/College | | N/A | 10/5/5/1 | 10.00 |
| EYSS Agreement | | Not Eligible | 5 | |
| Community Connections | | 0% | 4 | 0.00 |
| Foster Hm Retention Rate (threshold = 90) | | 76% | 2 | 0.00 |
| Foster Hm Recruitment (threshold = 100) | | 225% | 2 | 2.00 |
| Active Agency Accreditation | | 50% | 4 | 2.00 |
| Staff Clinical Licensure | | 40% | 5 | 2.00 |
| Incentives Total | 5.87 | | | 16.18 |
| Maximum total combined incentive credit allowed is 10 points. | | | Incentives Awarded | 10.00 |

*Performance calculation descriptions can be found in the FY 2019 RBWO PBP Measurements and Standards Guide.

Child Protective Services Investigations and Dispositions

The following investigations data, which is not used for scoring but is considered significant to a provider's performance, is from Georgia SHINES and is not considered final or complete until the end of the fiscal year.

| | |
|-----------------------------------|---|
| Total Reports: | 1 |
| Number Screened In: | 0 |
| Number Screened Out: | 1 |
| Number Substantiated: | 0 |
| Number Unsubstantiated: | 0 |
| Number Active CPS Investigations: | 0 |

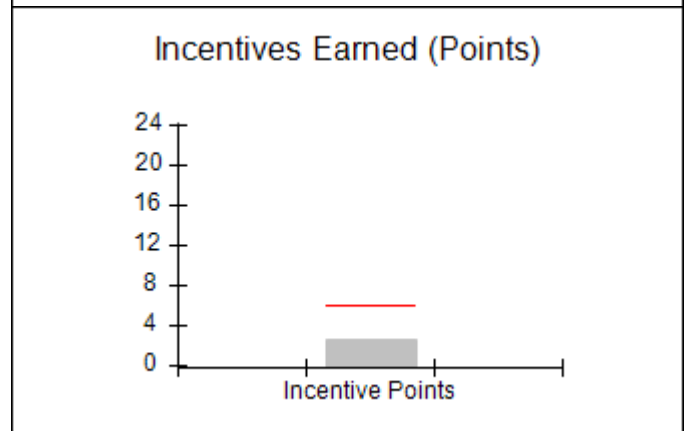
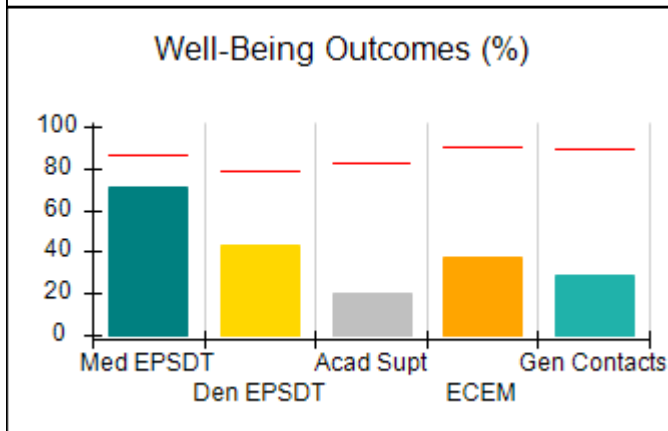
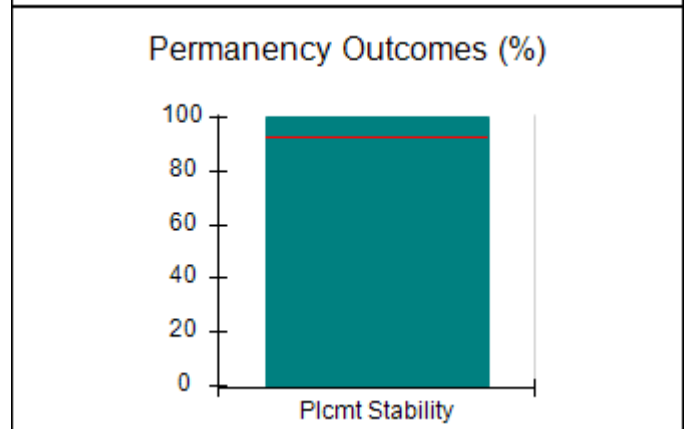
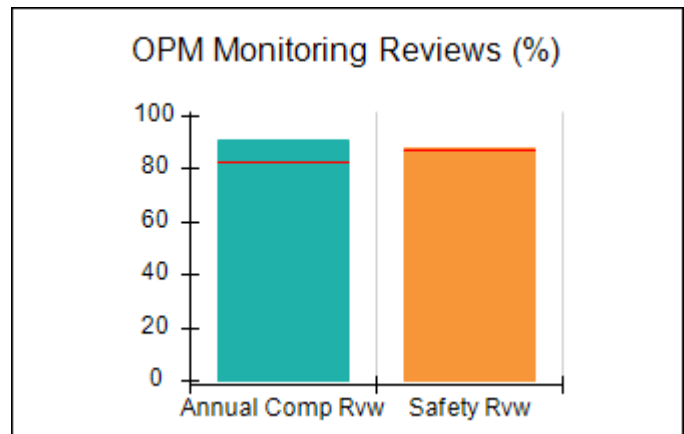
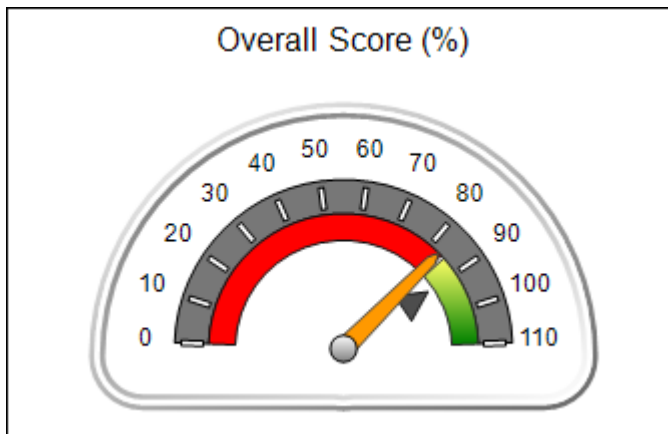


DHS, DFCS, Office of Provider Management
Performance-Based Placement Measures
RBWO Provider GA+SCORECARD - CPA
Report Quarter: Q4 FY2020



| | | | |
|---|--------------------------------------|--------------------------------|--------------------------------------|
| Provider/Program Name: Bethany Christian Services - Columbus (574) - CPA | | | |
| 951 Talbotton Rd., Columbus, GA 31904 | Quarterly Scores (Grades) | | Current Quarter Score (Grade) |
| Phone: 770-455-7111 | Q1: 102.53 (A+) | Q2: 97.50 (A+) | 83.10% (B-) |
| Vendor ID# 35248 | Q3: 96.60 (A) | Q4: 83.10 (B-) | |
| # New Foster Homes During Quarter: 0 | # Children in Care During Quarter: 7 | # Placements During Quarter: 7 | # Children in Care On Last Day: 7 |
| Quarterly Provider Comparisons to All CPAs | | | |

▼ — indicates average for all CPAs





DHS, DFCS, Office of Provider Management
Performance-Based Placement Measures
RBWO Provider GA+SCORECARD - CPA
 Report Quarter: Q4 FY2020



Provider/Program Name: Bethany Christian Services - Columbus (574) - CPA

| | | | |
|---------------------------------------|---------------------------|----------------|-------------------------------|
| 951 Talbotton Rd., Columbus, GA 31904 | Quarterly Scores (Grades) | | Current Quarter Score (Grade) |
| Phone: 770-455-7111 | Q1: 102.53 (A+) | Q2: 97.50 (A+) | 83.10% (B-) |
| Vendor ID# 35248 | Q3: 96.60 (A) | Q4: 83.10 (B-) | |

| | | | |
|--------------------------------------|--------------------------------------|--------------------------------|-----------------------------------|
| # New Foster Homes During Quarter: 0 | # Children in Care During Quarter: 7 | # Placements During Quarter: 7 | # Children in Care On Last Day: 7 |
|--------------------------------------|--------------------------------------|--------------------------------|-----------------------------------|

| | Avg Performance All CPAs (%) | Provider Performance (%)* | Possible Points (Weight) | Provider Points Earned |
|--|------------------------------|---------------------------|--------------------------|------------------------|
|--|------------------------------|---------------------------|--------------------------|------------------------|

OPM Monitoring Reviews

| | | | | |
|------------------------------|-----|-----|-----------|--------------|
| Annual Comprehensive Reviews | 82% | 90% | 25 | 22.62 |
| Safety Reviews | 87% | 88% | 15 | 13.13 |
| Monitoring Sub-Total | | | 40 | 35.75 |

CPA Safety Outcomes

| | | | | |
|---------------------------|-------|--------------------------|-----------|--------------|
| Incidence of Maltreatment | 0.02% | No Substantiated Reports | 10 | 10.00 |
| Staff Training | 67% | 100% | 5 | 5.00 |
| Staff Safety Checks | 86% | 100% | 5 | 5.00 |
| Safety Sub-Total | | | 20 | 20.00 |

CPA Permanency Outcomes

| | | | | |
|-----------------------------|-----|------|-----------|--------------|
| Placement Stability | 93% | 100% | 15 | 15.00 |
| Permanency Sub-Total | | | 15 | 15.00 |

CPA Well-Being Outcomes

| | | | | |
|--------------------------------|-----|--------------|------------|-------------|
| EPSDT Medical Visits | 86% | 71% | 4 | 2.84 |
| EPSDT Dental Visits | 79% | 43% | 4 | 1.72 |
| Academic Supports | 82% | 20% | 3 | 0.60 |
| Provider ECEM Visits | 90% | 38% | 7 | 2.66 |
| Provider General Contacts | 89% | 29% | 7 | 2.03 |
| Placements with Siblings | 68% | 86% | Not Scored | Not Scored |
| Placements within Legal County | 18% | Not Eligible | Not Scored | Not Scored |
| Well-Being Sub-Total | | | 25 | 9.85 |

*Performance calculation descriptions can be found in the FY 2019 RBWO PBP Measurements and Standards Guide.

| | |
|---|-----------------------------|
| Monitoring & Outcomes: Possible Points = 100 | Points Earned: 80.60 |
| Score Before Incentives Credit | 80.60% |
| Incentives Awarded | 2.50 pts |
| PBP Verification | N/A pts |
| Total Score | 83.10% |



DHS, DFCS, Office of Provider Management
Performance-Based Placement Measures
RBWO Provider GA+SCORECARD - CPA
Report Quarter: Q4 FY2020



Provider/Program Name: Bethany Christian Services - Columbus (574) - CPA

| # New Foster Homes During Quarter: 0 | | # Children in Care During Quarter: 7 | # Placements During Quarter: 7 | # Children in Care On Last Day: 7 |
|---|------------------------------|--------------------------------------|--------------------------------|-----------------------------------|
| CPA Incentive Credits | Avg Performance All CPAs (%) | Provider Performance (%)* | Possible Points (Weight) | Provider Points Earned |
| Early EPSDT Medical Visits | | 0% | 2 | 0.00 |
| Early EPSDT Dental Visits | | 0% | 2 | 0.00 |
| Permanency Contacts | | None Planned | 5 | |
| Additional Academic Supports | | 0% | 2 | 0.00 |
| HS Grad/GED/Prof or Trade Certificate/College | | N/A | 10/5/5/1 | |
| EYSS Agreement | | Not Eligible | 5 | |
| Community Connections | | 0% | 4 | 0.00 |
| Foster Hm Retention Rate (threshold = 90) | | 75% | 2 | 0.00 |
| Foster Hm Recruitment (threshold = 100) | | 0% | 2 | 0.00 |
| Active Agency Accreditation | | 50% | 4 | 2.00 |
| Staff Clinical Licensure | | 10% | 5 | 0.50 |
| Incentives Total | 5.87 | | | 2.50 |
| Maximum total combined incentive credit allowed is 10 points. | | | Incentives Awarded | 2.50 |

*Performance calculation descriptions can be found in the FY 2019 RBWO PBP Measurements and Standards Guide.

Child Protective Services Investigations and Dispositions

The following investigations data, which is not used for scoring but is considered significant to a provider's performance, is from Georgia SHINES and is not considered final or complete until the end of the fiscal year.

| | | |
|-----------------------------------|---|--|
| Total Reports: | 0 | |
| Number Screened In: | 0 | |
| Number Screened Out: | 0 | |
| Number Substantiated: | 0 | |
| Number Unsubstantiated: | 0 | |
| Number Active CPS Investigations: | 0 | |



DHS, DFCS, Office of Provider Management
Performance-Based Placement Measures
RBWO Provider GA+SCORECARD - CPA



Report Quarter: Q4 FY2020

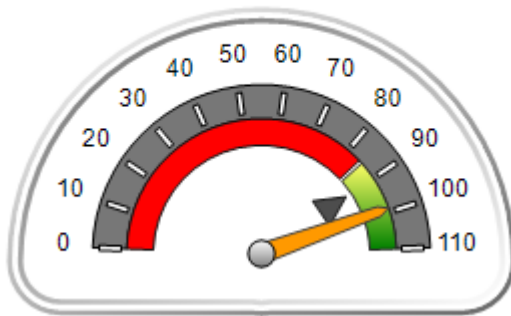
Provider/Program Name: Bloom Our Youth - (5208) - CPA

| 150 Marquis Dr, Fayetteville, GA 30214 | Quarterly Scores (Grades) | | Current Quarter Score (Grade) |
|--|---------------------------------------|---------------------------------|------------------------------------|
| Phone: 770-461-7020 | Q1: 90.68 (A-) | Q2: 94.43 (A) | 98.95% (A+) |
| Vendor ID# 133541 | Q3: 84.84 (B) | Q4: 98.95 (A+) | |
| # New Foster Homes During Quarter: 6 | # Children in Care During Quarter: 68 | # Placements During Quarter: 68 | # Children in Care On Last Day: 63 |

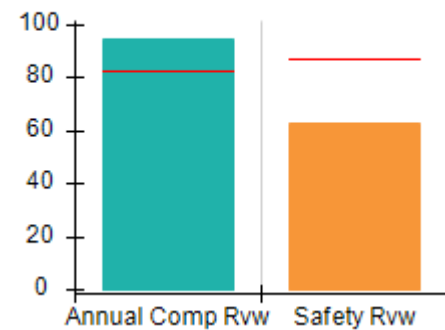
Quarterly Provider Comparisons to All CPAs

▼ — indicates average for all CPAs

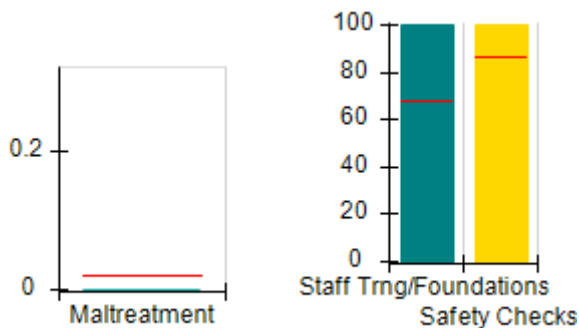
Overall Score (%)



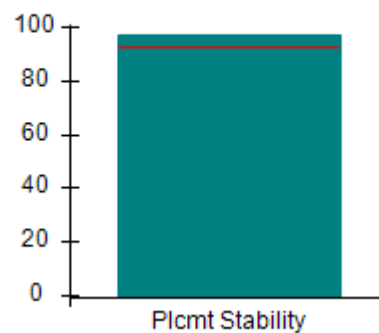
OPM Monitoring Reviews (%)



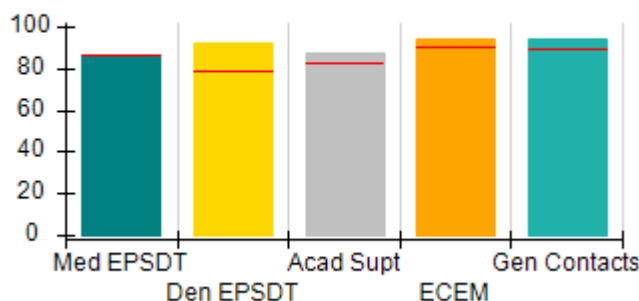
Safety Outcomes (%)



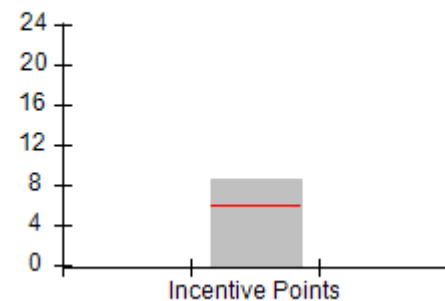
Permanency Outcomes (%)



Well-Being Outcomes (%)



Incentives Earned (Points)





DHS, DFCS, Office of Provider Management
Performance-Based Placement Measures
RBWO Provider GA+SCORECARD - CPA
 Report Quarter: Q4 FY2020



| | | | | |
|--|---------------------------------------|---------------------------------|------------------------------------|------------------------|
| Provider/Program Name: Bloom Our Youth - (5208) - CPA | | | | |
| 150 Marquis Dr, Fayetteville, GA 30214 | Quarterly Scores (Grades) | | Current Quarter Score (Grade) | |
| Phone: 770-461-7020 | Q1: 90.68 (A-) | Q2: 94.43 (A) | 98.95% (A+) | |
| Vendor ID# 133541 | Q3: 84.84 (B) | Q4: 98.95 (A+) | | |
| # New Foster Homes During Quarter: 6 | # Children in Care During Quarter: 68 | # Placements During Quarter: 68 | # Children in Care On Last Day: 63 | |
| | Avg Performance All CPAs (%) | Provider Performance (%)* | Possible Points (Weight) | Provider Points Earned |
| OPM Monitoring Reviews | | | | |
| Annual Comprehensive Reviews | 82% | 94% | 25 | 23.56 |
| Safety Reviews | 87% | 63% | 15 | 9.38 |
| Monitoring Sub-Total | | | 40 | 32.93 |
| CPA Safety Outcomes | | | | |
| Incidence of Maltreatment | 0.02% | No Substantiated Reports | 10 | 10.00 |
| Staff Training | 67% | 100% | 5 | 5.00 |
| Staff Safety Checks | 86% | 100% | 5 | 5.00 |
| Safety Sub-Total | | | 20 | 20.00 |
| CPA Permanency Outcomes | | | | |
| Placement Stability | 93% | 97% | 15 | 14.55 |
| Permanency Sub-Total | | | 15 | 14.55 |
| CPA Well-Being Outcomes | | | | |
| EPSDT Medical Visits | 86% | 86% | 4 | 3.44 |
| EPSDT Dental Visits | 79% | 92% | 4 | 3.68 |
| Academic Supports | 82% | 87% | 3 | 2.61 |
| Provider ECEM Visits | 90% | 94% | 7 | 6.58 |
| Provider General Contacts | 89% | 94% | 7 | 6.58 |
| Placements with Siblings | 68% | 87% | Not Scored | Not Scored |
| Placements within Legal County | 18% | 0% | Not Scored | Not Scored |
| Well-Being Sub-Total | | | 25 | 22.89 |
| *Performance calculation descriptions can be found in the FY 2019 RBWO PBP Measurements and Standards Guide. | | | | |
| Monitoring & Outcomes: Possible Points = 100 | | | Points Earned: 90.37 | |
| Score Before Incentives Credit | | | 90.37% | |
| Incentives Awarded | | | 8.58 pts | |
| PBP Verification | | | N/A pts | |
| Total Score | | | 98.95% | |



DHS, DFCS, Office of Provider Management
Performance-Based Placement Measures
RBWO Provider GA+SCORECARD - CPA
Report Quarter: Q4 FY2020



Provider/Program Name: Bloom Our Youth - (5208) - CPA

| # New Foster Homes During Quarter: 6 | | # Children in Care During Quarter: 68 | # Placements During Quarter: 68 | # Children in Care On Last Day: 63 |
|---|------------------------------|---------------------------------------|---------------------------------|------------------------------------|
| CPA Incentive Credits | Avg Performance All CPAs (%) | Provider Performance (%)* | Possible Points (Weight) | Provider Points Earned |
| Early EPSDT Medical Visits | | 75% | 2 | 1.50 |
| Early EPSDT Dental Visits | | 44% | 2 | 0.88 |
| Permanency Contacts | | 0% | 5 | 0.00 |
| Additional Academic Supports | | 85% | 2 | 1.70 |
| HS Grad/GED/Prof or Trade Certificate/College | | N/A | 10/5/5/1 | |
| EYSS Agreement | | Not Eligible | 5 | |
| Community Connections | | 0% | 4 | 0.00 |
| Foster Hm Retention Rate (threshold = 90) | | 94% | 2 | 2.00 |
| Foster Hm Recruitment (threshold = 100) | | 125% | 2 | 2.00 |
| Active Agency Accreditation | | 0% | 4 | 0.00 |
| Staff Clinical Licensure | | 10% | 5 | 0.50 |
| Incentives Total | 5.87 | | | 8.58 |
| Maximum total combined incentive credit allowed is 10 points. | | | Incentives Awarded | 8.58 |

*Performance calculation descriptions can be found in the FY 2019 RBWO PBP Measurements and Standards Guide.

Child Protective Services Investigations and Dispositions

The following investigations data, which is not used for scoring but is considered significant to a provider's performance, is from Georgia SHINES and is not considered final or complete until the end of the fiscal year.

| | | |
|-----------------------------------|---|--|
| Total Reports: | 0 | |
| Number Screened In: | 0 | |
| Number Screened Out: | 0 | |
| Number Substantiated: | 0 | |
| Number Unsubstantiated: | 0 | |
| Number Active CPS Investigations: | 0 | |



DHS, DFCS, Office of Provider Management
Performance-Based Placement Measures
RBWO Provider GA+SCORECARD - CPA
Report Quarter: Q4 FY2020



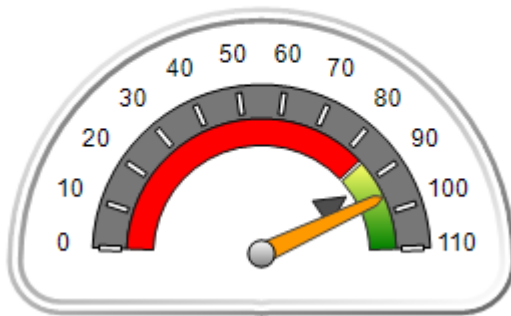
Provider/Program Name: Camp Rock of GA, Inc. - (5392) - CPA

| | | | |
|--|---------------------------------------|---------------------------------|------------------------------------|
| 4888 Rocky Ford Road, Valdosta, GA 31603 | Quarterly Scores (Grades) | | Current Quarter Score (Grade) |
| Phone: 229-244-1920 | Q1: 92.19 (A-) | Q2: 92.39 (A-) | 95.62% (A) |
| Vendor ID# 161801 | Q3: 97.42 (A+) | Q4: 95.62 (A) | |
| # New Foster Homes During Quarter: 1 | # Children in Care During Quarter: 16 | # Placements During Quarter: 16 | # Children in Care On Last Day: 12 |

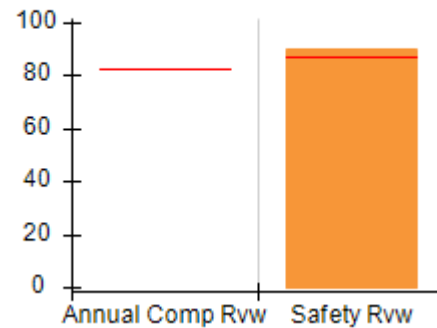
Quarterly Provider Comparisons to All CPAs

▼ — indicates average for all CPAs

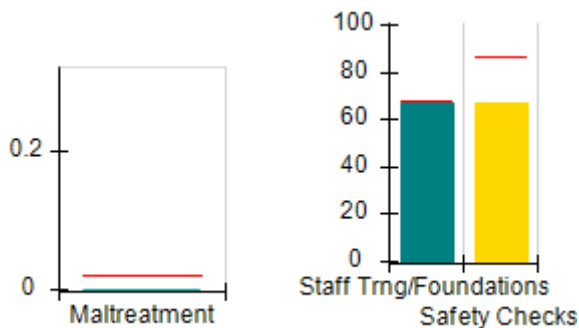
Overall Score (%)



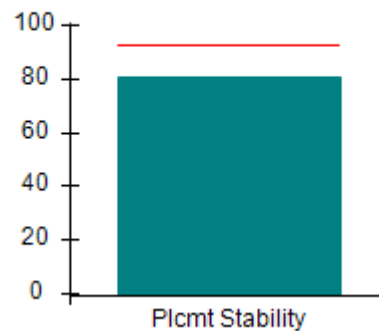
OPM Monitoring Reviews (%)



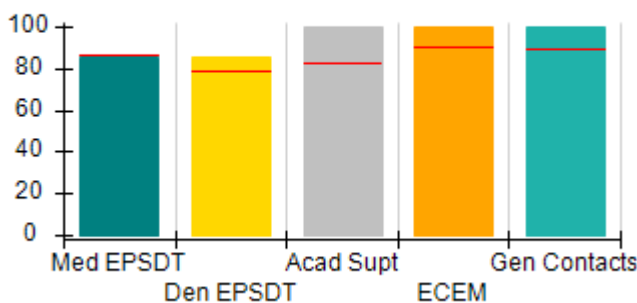
Safety Outcomes (%)



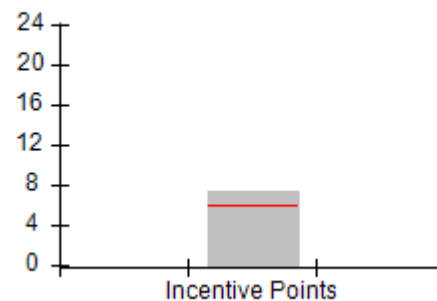
Permanency Outcomes (%)



Well-Being Outcomes (%)



Incentives Earned (Points)





DHS, DFCS, Office of Provider Management
Performance-Based Placement Measures
RBWO Provider GA+SCORECARD - CPA
 Report Quarter: Q4 FY2020



Provider/Program Name: Camp Rock of GA, Inc. - (5392) - CPA

| | | | |
|--|---------------------------------------|---------------------------------|------------------------------------|
| 4888 Rocky Ford Road, Valdosta, GA 31603 | Quarterly Scores (Grades) | | Current Quarter Score (Grade) |
| Phone: 229-244-1920 | Q1: 92.19 (A-) | Q2: 92.39 (A-) | 95.62% (A) |
| Vendor ID# 161801 | Q3: 97.42 (A+) | Q4: 95.62 (A) | |
| # New Foster Homes During Quarter: 1 | # Children in Care During Quarter: 16 | # Placements During Quarter: 16 | # Children in Care On Last Day: 12 |

| | Avg Performance All CPAs (%) | Provider Performance (%)* | Possible Points (Weight) | Provider Points Earned |
|--|------------------------------|---------------------------|--------------------------|------------------------|
|--|------------------------------|---------------------------|--------------------------|------------------------|

OPM Monitoring Reviews

| | | | | |
|------------------------------|-----|-------------------|-----------|--------------|
| Annual Comprehensive Reviews | 82% | Not Yet Conducted | | |
| Safety Reviews | 87% | 90% | 15 | 13.50 |
| Monitoring Sub-Total | | | 15 | 13.50 |

CPA Safety Outcomes

| | | | | |
|---------------------------|-------|--------------------------|-----------|--------------|
| Incidence of Maltreatment | 0.02% | No Substantiated Reports | 10 | 10.00 |
| Staff Training | 67% | 67% | 5 | 3.35 |
| Staff Safety Checks | 86% | 67% | 5 | 3.35 |
| Safety Sub-Total | | | 20 | 16.70 |

CPA Permanency Outcomes

| | | | | |
|-----------------------------|-----|-----|-----------|--------------|
| Placement Stability | 93% | 81% | 15 | 12.15 |
| Permanency Sub-Total | | | 15 | 12.15 |

CPA Well-Being Outcomes

| | | | | |
|--------------------------------|-----|------|------------|--------------|
| EPSDT Medical Visits | 86% | 85% | 4 | 3.40 |
| EPSDT Dental Visits | 79% | 85% | 4 | 3.40 |
| Academic Supports | 82% | 100% | 3 | 3.00 |
| Provider ECEM Visits | 90% | 100% | 7 | 7.00 |
| Provider General Contacts | 89% | 100% | 7 | 7.00 |
| Placements with Siblings | 68% | 62% | Not Scored | Not Scored |
| Placements within Legal County | 18% | 0% | Not Scored | Not Scored |
| Well-Being Sub-Total | | | 25 | 23.80 |

*Performance calculation descriptions can be found in the FY 2019 RBWO PBP Measurements and Standards Guide.

| | |
|--|-----------------------------|
| Monitoring & Outcomes: Possible Points = 75 | Points Earned: 66.15 |
| Score Before Incentives Credit | 88.20% |
| Incentives Awarded | 7.42 pts |
| PBP Verification | N/A pts |
| Total Score | 95.62% |



DHS, DFCS, Office of Provider Management
Performance-Based Placement Measures
RBWO Provider GA+SCORECARD - CPA
Report Quarter: Q4 FY2020



Provider/Program Name: Camp Rock of GA, Inc. - (5392) - CPA

| # New Foster Homes During Quarter: 1 | | # Children in Care During Quarter: 16 | # Placements During Quarter: 16 | # Children in Care On Last Day: 12 |
|---|------------------------------|---------------------------------------|---------------------------------|------------------------------------|
| CPA Incentive Credits | Avg Performance All CPAs (%) | Provider Performance (%)* | Possible Points (Weight) | Provider Points Earned |
| Early EPSDT Medical Visits | | 75% | 2 | 1.50 |
| Early EPSDT Dental Visits | | 75% | 2 | 1.50 |
| Permanency Contacts | | None Planned | 5 | |
| Additional Academic Supports | | 96% | 2 | 1.92 |
| HS Grad/GED/Prof or Trade Certificate/College | | N/A | 10/5/5/1 | |
| EYSS Agreement | | Not Eligible | 5 | |
| Community Connections | | 0% | 4 | 0.00 |
| Foster Hm Retention Rate (threshold = 90) | | 70% | 2 | 0.00 |
| Foster Hm Recruitment (threshold = 100) | | 100% | 2 | 2.00 |
| Active Agency Accreditation | | 0% | 4 | 0.00 |
| Staff Clinical Licensure | | 10% | 5 | 0.50 |
| Incentives Total | 5.87 | | | 7.42 |
| Maximum total combined incentive credit allowed is 10 points. | | | Incentives Awarded | 7.42 |

*Performance calculation descriptions can be found in the FY 2019 RBWO PBP Measurements and Standards Guide.

Child Protective Services Investigations and Dispositions

The following investigations data, which is not used for scoring but is considered significant to a provider's performance, is from Georgia SHINES and is not considered final or complete until the end of the fiscal year.

| | | |
|-----------------------------------|---|--|
| Total Reports: | 3 | |
| Number Screened In: | 0 | |
| Number Screened Out: | 3 | |
| Number Substantiated: | 0 | |
| Number Unsubstantiated: | 0 | |
| Number Active CPS Investigations: | 0 | |



DHS, DFCS, Office of Provider Management

Performance-Based Placement Measures

RBWO Provider GA+SCORECARD - CPA



Report Quarter: Q4 FY2020

| Provider/Program Name: Care4All Children Services, Inc. - College Park (5206) - CPA | | | |
|---|---------------------------------------|---------------------------------|------------------------------------|
| 1651 Phoenix Blvd, College Park, GA 30349 | Quarterly Scores (Grades) | | Current Quarter Score (Grade) |
| Phone: 678-719-9677 | Q1: 93.01 (A-) | Q2: 75.69 (C) | 95.45% (A) |
| Vendor ID# 133468 | Q3: 95.23 (A) | Q4: 95.45 (A) | |
| # New Foster Homes During Quarter: 0 | # Children in Care During Quarter: 23 | # Placements During Quarter: 24 | # Children in Care On Last Day: 18 |
| Quarterly Provider Comparisons to All CPAs | | | |

▼ — indicates average for all CPAs





DHS, DFCS, Office of Provider Management
Performance-Based Placement Measures
RBWO Provider GA+SCORECARD - CPA
 Report Quarter: Q4 FY2020



Provider/Program Name: Care4All Children Services, Inc. - College Park (5206) - CPA

| | | | |
|---|---------------------------|---------------|-------------------------------|
| 1651 Phoenix Blvd, College Park, GA 30349 | Quarterly Scores (Grades) | | Current Quarter Score (Grade) |
| Phone: 678-719-9677 | Q1: 93.01 (A-) | Q2: 75.69 (C) | 95.45% (A) |
| Vendor ID# 133468 | Q3: 95.23 (A) | Q4: 95.45 (A) | |

| | | | |
|--------------------------------------|---------------------------------------|---------------------------------|------------------------------------|
| # New Foster Homes During Quarter: 0 | # Children in Care During Quarter: 23 | # Placements During Quarter: 24 | # Children in Care On Last Day: 18 |
|--------------------------------------|---------------------------------------|---------------------------------|------------------------------------|

| | Avg Performance All CPAs (%) | Provider Performance (%)* | Possible Points (Weight) | Provider Points Earned |
|--|------------------------------|---------------------------|--------------------------|------------------------|
|--|------------------------------|---------------------------|--------------------------|------------------------|

OPM Monitoring Reviews

| | | | | |
|------------------------------|-----|-----|-----------|--------------|
| Annual Comprehensive Reviews | 82% | 77% | 25 | 19.36 |
| Safety Reviews | 87% | 78% | 15 | 11.63 |
| Monitoring Sub-Total | | | 40 | 30.98 |

CPA Safety Outcomes

| | | | | |
|---------------------------|-------|--------------------------|-----------|--------------|
| Incidence of Maltreatment | 0.02% | No Substantiated Reports | 10 | 10.00 |
| Staff Training | 67% | 100% | 5 | 5.00 |
| Staff Safety Checks | 86% | 100% | 5 | 5.00 |
| Safety Sub-Total | | | 20 | 20.00 |

CPA Permanency Outcomes

| | | | | |
|-----------------------------|-----|-----|-----------|--------------|
| Placement Stability | 93% | 91% | 15 | 13.65 |
| Permanency Sub-Total | | | 15 | 13.65 |

CPA Well-Being Outcomes

| | | | | |
|--------------------------------|-----|------|------------|--------------|
| EPSDT Medical Visits | 86% | 100% | 4 | 4.00 |
| EPSDT Dental Visits | 79% | 95% | 4 | 3.80 |
| Academic Supports | 82% | 100% | 3 | 3.00 |
| Provider ECEM Visits | 90% | 100% | 7 | 7.00 |
| Provider General Contacts | 89% | 98% | 7 | 6.86 |
| Placements with Siblings | 68% | 34% | Not Scored | Not Scored |
| Placements within Legal County | 18% | 0% | Not Scored | Not Scored |
| Well-Being Sub-Total | | | 25 | 24.66 |

*Performance calculation descriptions can be found in the FY 2019 RBWO PBP Measurements and Standards Guide.

| | |
|---|-----------------------------|
| Monitoring & Outcomes: Possible Points = 100 | Points Earned: 89.29 |
| Score Before Incentives Credit | 89.29% |
| Incentives Awarded | 6.16 pts |
| PBP Verification | N/A pts |
| Total Score | 95.45% |



DHS, DFCS, Office of Provider Management
Performance-Based Placement Measures
RBWO Provider GA+SCORECARD - CPA
Report Quarter: Q4 FY2020



Provider/Program Name: Care4All Children Services, Inc. - College Park (5206) - CPA

| # New Foster Homes During Quarter: 0 | | # Children in Care During Quarter: 23 | # Placements During Quarter: 24 | # Children in Care On Last Day: 18 |
|---|------------------------------|---------------------------------------|---------------------------------|------------------------------------|
| CPA Incentive Credits | Avg Performance All CPAs (%) | Provider Performance (%)* | Possible Points (Weight) | Provider Points Earned |
| Early EPSDT Medical Visits | | 100% | 2 | 2.00 |
| Early EPSDT Dental Visits | | 83% | 2 | 1.66 |
| Permanency Contacts | | None Planned | 5 | |
| Additional Academic Supports | | 100% | 2 | 2.00 |
| HS Grad/GED/Prof or Trade Certificate/College | | N/A | 10/5/5/1 | |
| EYSS Agreement | | Not Eligible | 5 | |
| Community Connections | | 0% | 4 | 0.00 |
| Foster Hm Retention Rate (threshold = 90) | | 80% | 2 | 0.00 |
| Foster Hm Recruitment (threshold = 100) | | 0% | 2 | 0.00 |
| Active Agency Accreditation | | 0% | 4 | 0.00 |
| Staff Clinical Licensure | | 10% | 5 | 0.50 |
| Incentives Total | 5.87 | | | 6.16 |
| Maximum total combined incentive credit allowed is 10 points. | | | Incentives Awarded | 6.16 |

*Performance calculation descriptions can be found in the FY 2019 RBWO PBP Measurements and Standards Guide.

Child Protective Services Investigations and Dispositions

The following investigations data, which is not used for scoring but is considered significant to a provider's performance, is from Georgia SHINES and is not considered final or complete until the end of the fiscal year.

| | |
|-----------------------------------|----|
| Total Reports: | 0 |
| Number Screened In: | 0 |
| Number Screened Out: | 0 |
| Number Substantiated: | 0 |
| Number Unsubstantiated: | 1 |
| Number Active CPS Investigations: | -1 |



DHS, DFCS, Office of Provider Management

Performance-Based Placement Measures

RBWO Provider GA+SCORECARD - CPA



Report Quarter: Q4 FY2020

Provider/Program Name: Care4All Children Services, Inc. - Lawrenceville (5147) - CPA

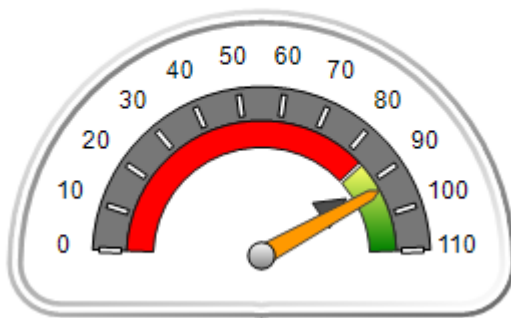
| 1174 McKendree Church Rd , Lawrenceville, GA 30043 | Quarterly Scores (Grades) | | Current Quarter Score (Grade) |
|--|---------------------------------------|---------------------------------|------------------------------------|
| Phone: 678-719-9677 | Q1: 98.34 (A+) | Q2: 95.87 (A) | 93.14% (A-) |
| Vendor ID# 115381 | Q3: 95.53 (A) | Q4: 93.14 (A-) | |
| # New Foster Homes During Quarter: 0 | # Children in Care During Quarter: 58 | # Placements During Quarter: 61 | # Children in Care On Last Day: 46 |

Quarterly Provider Comparisons to All CPAs

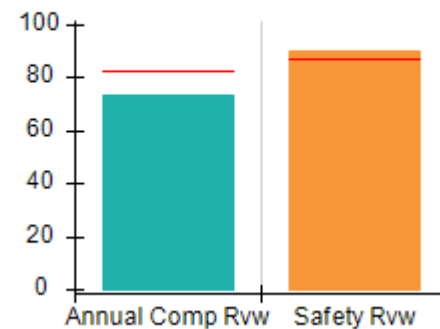


indicates average for all CPAs

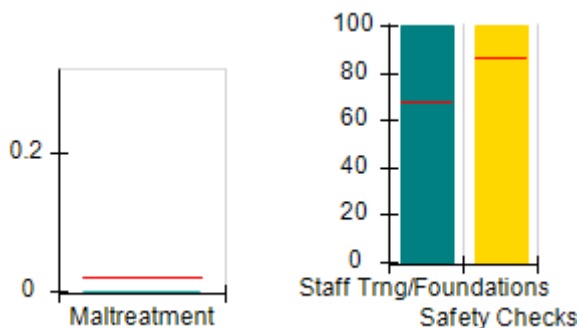
Overall Score (%)



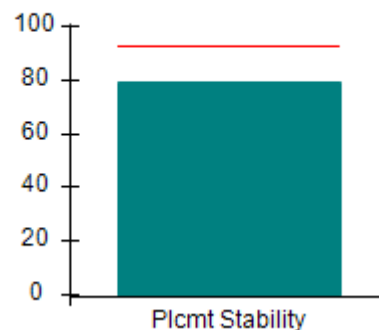
OPM Monitoring Reviews (%)



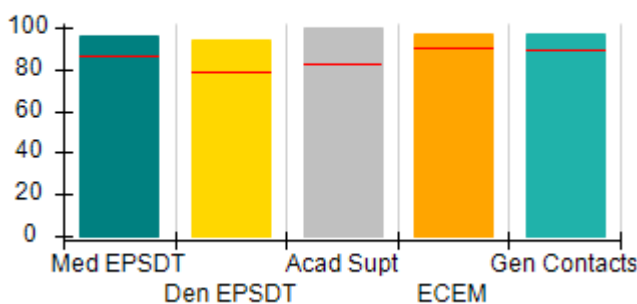
Safety Outcomes (%)



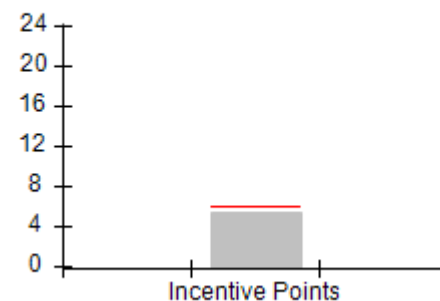
Permanency Outcomes (%)



Well-Being Outcomes (%)



Incentives Earned (Points)





DHS, DFCS, Office of Provider Management
Performance-Based Placement Measures
RBWO Provider GA+SCORECARD - CPA
 Report Quarter: Q4 FY2020



| Provider/Program Name: Care4All Children Services, Inc. - Lawrenceville (5147) - CPA | | | | |
|--|------------------------------|---------------------------------------|---------------------------------|------------------------------------|
| 1174 McKendree Church Rd , Lawrenceville, GA 30043 | | Quarterly Scores (Grades) | | Current Quarter Score (Grade) |
| Phone: 678-719-9677 | | Q1: 98.34 (A+) | Q2: 95.87 (A) | 93.14% (A-) |
| Vendor ID# 115381 | | Q3: 95.53 (A) | Q4: 93.14 (A-) | |
| # New Foster Homes During Quarter: 0 | | # Children in Care During Quarter: 58 | # Placements During Quarter: 61 | # Children in Care On Last Day: 46 |
| | Avg Performance All CPAs (%) | Provider Performance (%)* | Possible Points (Weight) | Provider Points Earned |
| OPM Monitoring Reviews | | | | |
| Annual Comprehensive Reviews | 82% | 73% | 25 | 18.29 |
| Safety Reviews | 87% | 90% | 15 | 13.50 |
| Monitoring Sub-Total | | | 40 | 31.79 |
| CPA Safety Outcomes | | | | |
| Incidence of Maltreatment | 0.02% | No Substantiated Reports | 10 | 10.00 |
| Staff Training | 67% | 100% | 5 | 5.00 |
| Staff Safety Checks | 86% | 100% | 5 | 5.00 |
| Safety Sub-Total | | | 20 | 20.00 |
| CPA Permanency Outcomes | | | | |
| Placement Stability | 93% | 79% | 15 | 11.85 |
| Permanency Sub-Total | | | 15 | 11.85 |
| CPA Well-Being Outcomes | | | | |
| EPSDT Medical Visits | 86% | 96% | 4 | 3.84 |
| EPSDT Dental Visits | 79% | 94% | 4 | 3.76 |
| Academic Supports | 82% | 100% | 3 | 3.00 |
| Provider ECEM Visits | 90% | 97% | 7 | 6.79 |
| Provider General Contacts | 89% | 97% | 7 | 6.79 |
| Placements with Siblings | 68% | 69% | Not Scored | Not Scored |
| Placements within Legal County | 18% | 10% | Not Scored | Not Scored |
| Well-Being Sub-Total | | | 25 | 24.18 |

*Performance calculation descriptions can be found in the FY 2019 RBWO PBP Measurements and Standards Guide.

| | | | |
|---|--|-----------------------------|-----------------|
| Monitoring & Outcomes: Possible Points = 100 | | Points Earned: 87.82 | |
| Score Before Incentives Credit | | | 87.82% |
| Incentives Awarded | | | 5.32 pts |
| PBP Verification | | | N/A pts |
| Total Score | | | 93.14% |



DHS, DFCS, Office of Provider Management
Performance-Based Placement Measures
RBWO Provider GA+SCORECARD - CPA
Report Quarter: Q4 FY2020



Provider/Program Name: Care4All Children Services, Inc. - Lawrenceville (5147) - CPA

| # New Foster Homes During Quarter: 0 | | # Children in Care During Quarter: 58 | # Placements During Quarter: 61 | # Children in Care On Last Day: 46 |
|---|------------------------------|---------------------------------------|---------------------------------|------------------------------------|
| CPA Incentive Credits | Avg Performance All CPAs (%) | Provider Performance (%)* | Possible Points (Weight) | Provider Points Earned |
| Early EPSDT Medical Visits | | 83% | 2 | 1.66 |
| Early EPSDT Dental Visits | | 58% | 2 | 1.16 |
| Permanency Contacts | | None Planned | 5 | |
| Additional Academic Supports | | 100% | 2 | 2.00 |
| HS Grad/GED/Prof or Trade Certificate/College | | N/A | 10/5/5/1 | |
| EYSS Agreement | | Not Eligible | 5 | |
| Community Connections | | 0% | 4 | 0.00 |
| Foster Hm Retention Rate (threshold = 90) | | 71% | 2 | 0.00 |
| Foster Hm Recruitment (threshold = 100) | | 0% | 2 | 0.00 |
| Active Agency Accreditation | | 0% | 4 | 0.00 |
| Staff Clinical Licensure | | 10% | 5 | 0.50 |
| Incentives Total | 5.87 | | | 5.32 |
| Maximum total combined incentive credit allowed is 10 points. | | | Incentives Awarded | 5.32 |

*Performance calculation descriptions can be found in the FY 2019 RBWO PBP Measurements and Standards Guide.

Child Protective Services Investigations and Dispositions

The following investigations data, which is not used for scoring but is considered significant to a provider's performance, is from Georgia SHINES and is not considered final or complete until the end of the fiscal year.

| | |
|-----------------------------------|----|
| Total Reports: | 3 |
| Number Screened In: | 1 |
| Number Screened Out: | 2 |
| Number Substantiated: | 0 |
| Number Unsubstantiated: | 2 |
| Number Active CPS Investigations: | -1 |



DHS, DFCS, Office of Provider Management
Performance-Based Placement Measures
RBWO Provider GA+SCORECARD - CPA
Report Quarter: Q4 FY2020

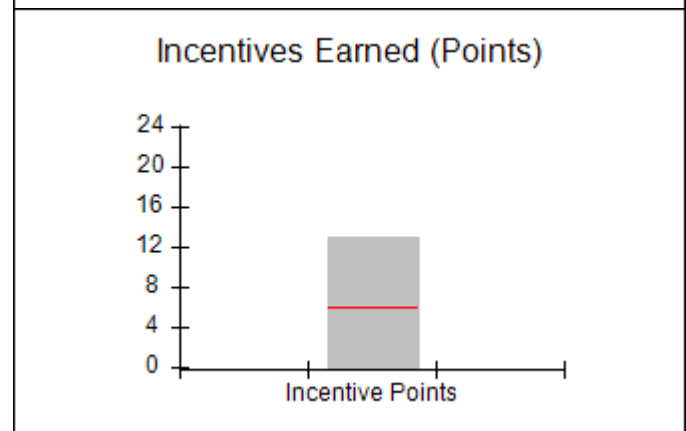
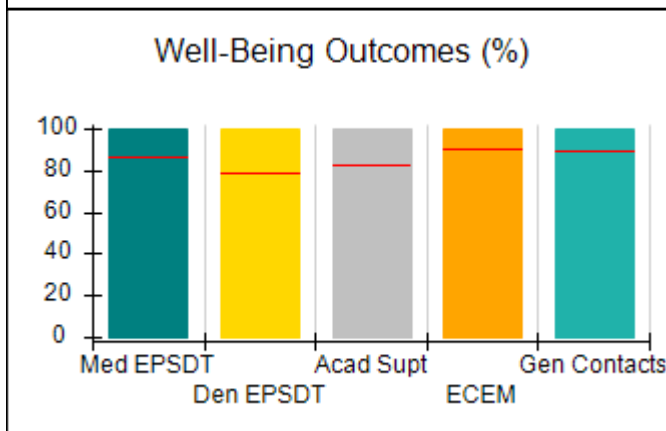
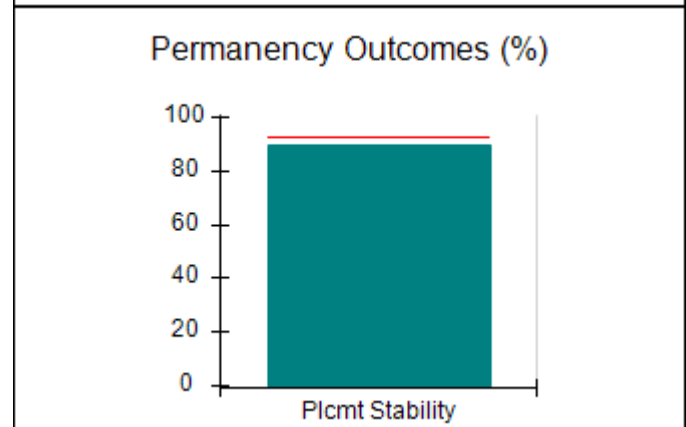
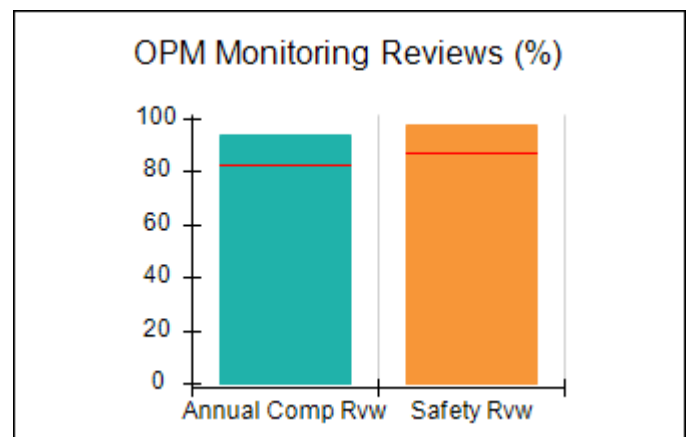
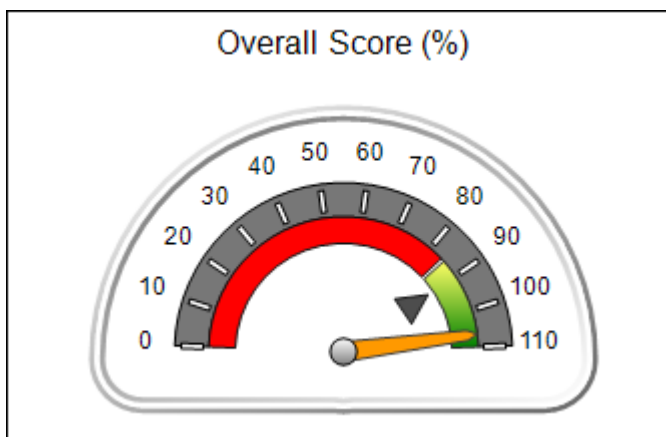


Provider/Program Name: Centerstone of Tennessee - (5203) - CPA

| | | | |
|---|---------------------------------------|---------------------------------|-----------------------------------|
| 206 West Hawthorne Street, Dalton, GA 30720 | Quarterly Scores (Grades) | | Current Quarter Score (Grade) |
| Phone: 706-618-7784 | Q1: 100.76 (A+) | Q2: 105.97 (A+) | 106.62% (A+) |
| Vendor ID# 132186 | Q3: 103.31 (A+) | Q4: 106.62 (A+) | |
| # New Foster Homes During Quarter: 1 | # Children in Care During Quarter: 10 | # Placements During Quarter: 11 | # Children in Care On Last Day: 6 |

Quarterly Provider Comparisons to All CPAs

▼ — indicates average for all CPAs





DHS, DFCS, Office of Provider Management
Performance-Based Placement Measures
RBWO Provider GA+SCORECARD - CPA
 Report Quarter: Q4 FY2020



Provider/Program Name: Centerstone of Tennessee - (5203) - CPA

| | | | |
|---|---------------------------|-----------------|-------------------------------|
| 206 West Hawthorne Street, Dalton, GA 30720 | Quarterly Scores (Grades) | | Current Quarter Score (Grade) |
| Phone: 706-618-7784 | Q1: 100.76 (A+) | Q2: 105.97 (A+) | 106.62% (A+) |
| Vendor ID# 132186 | Q3: 103.31 (A+) | Q4: 106.62 (A+) | |

| | | | |
|--------------------------------------|---------------------------------------|---------------------------------|-----------------------------------|
| # New Foster Homes During Quarter: 1 | # Children in Care During Quarter: 10 | # Placements During Quarter: 11 | # Children in Care On Last Day: 6 |
|--------------------------------------|---------------------------------------|---------------------------------|-----------------------------------|

| | Avg Performance All CPAs (%) | Provider Performance (%)* | Possible Points (Weight) | Provider Points Earned |
|--|------------------------------|---------------------------|--------------------------|------------------------|
|--|------------------------------|---------------------------|--------------------------|------------------------|

OPM Monitoring Reviews

| | | | | |
|------------------------------|-----|-----|-----------|--------------|
| Annual Comprehensive Reviews | 82% | 94% | 25 | 23.50 |
| Safety Reviews | 87% | 98% | 15 | 14.63 |
| Monitoring Sub-Total | | | 40 | 38.12 |

CPA Safety Outcomes

| | | | | |
|---------------------------|-------|--------------------------|-----------|--------------|
| Incidence of Maltreatment | 0.02% | No Substantiated Reports | 10 | 10.00 |
| Staff Training | 67% | 100% | 5 | 5.00 |
| Staff Safety Checks | 86% | 100% | 5 | 5.00 |
| Safety Sub-Total | | | 20 | 20.00 |

CPA Permanency Outcomes

| | | | | |
|-----------------------------|-----|-----|-----------|--------------|
| Placement Stability | 93% | 90% | 15 | 13.50 |
| Permanency Sub-Total | | | 15 | 13.50 |

CPA Well-Being Outcomes

| | | | | |
|--------------------------------|-----|------|------------|--------------|
| EPSDT Medical Visits | 86% | 100% | 4 | 4.00 |
| EPSDT Dental Visits | 79% | 100% | 4 | 4.00 |
| Academic Supports | 82% | 100% | 3 | 3.00 |
| Provider ECEM Visits | 90% | 100% | 7 | 7.00 |
| Provider General Contacts | 89% | 100% | 7 | 7.00 |
| Placements with Siblings | 68% | 100% | Not Scored | Not Scored |
| Placements within Legal County | 18% | 0% | Not Scored | Not Scored |
| Well-Being Sub-Total | | | 25 | 25.00 |

*Performance calculation descriptions can be found in the FY 2019 RBWO PBP Measurements and Standards Guide.

| | |
|---|-----------------------------|
| Monitoring & Outcomes: Possible Points = 100 | Points Earned: 96.62 |
| Score Before Incentives Credit | 96.62% |
| Incentives Awarded | 10.00 pts |
| PBP Verification | N/A pts |
| Total Score | 106.62% |



DHS, DFCS, Office of Provider Management
Performance-Based Placement Measures
RBWO Provider GA+SCORECARD - CPA
Report Quarter: Q4 FY2020



Provider/Program Name: Centerstone of Tennessee - (5203) - CPA

| # New Foster Homes During Quarter: 1 | | # Children in Care During Quarter: 10 | # Placements During Quarter: 11 | # Children in Care On Last Day: 6 |
|--|------------------------------|---------------------------------------|---------------------------------|-----------------------------------|
| CPA Incentive Credits | Avg Performance All CPAs (%) | Provider Performance (%)* | Possible Points (Weight) | Provider Points Earned |
| Early EPSDT Medical Visits | | 100% | 2 | 2.00 |
| Early EPSDT Dental Visits | | 100% | 2 | 2.00 |
| Permanency Contacts | | None Planned | 5 | |
| Additional Academic Supports | | 0% | 2 | 0.00 |
| HS Grad/GED/Prof or Trade Certificate/College | | N/A | 10/5/5/1 | |
| EYSS Agreement | | 100% | 5 | 5.00 |
| Community Connections | | 0% | 4 | 0.00 |
| Foster Hm Retention Rate (threshold = 90) | | 75% | 2 | 0.00 |
| Foster Hm Recruitment (threshold = 100) | | 100% | 2 | 2.00 |
| Active Agency Accreditation | | 50% | 4 | 2.00 |
| Staff Clinical Licensure | | 0% | 5 | 0.00 |
| Incentives Total | 5.87 | | | 13.00 |
| Maximum total combined incentive credit allowed is 10 points. | | | Incentives Awarded | 10.00 |
| *Performance calculation descriptions can be found in the FY 2019 RBWO PBP Measurements and Standards Guide. | | | | |

Child Protective Services Investigations and Dispositions

The following investigations data, which is not used for scoring but is considered significant to a provider's performance, is from Georgia SHINES and is not considered final or complete until the end of the fiscal year.

| | | |
|-----------------------------------|---|--|
| Total Reports: | 0 | |
| Number Screened In: | 0 | |
| Number Screened Out: | 0 | |
| Number Substantiated: | 0 | |
| Number Unsubstantiated: | 0 | |
| Number Active CPS Investigations: | 0 | |



DHS, DFCS, Office of Provider Management
Performance-Based Placement Measures
RBWO Provider GA+SCORECARD - CPA
Report Quarter: Q4 FY2020



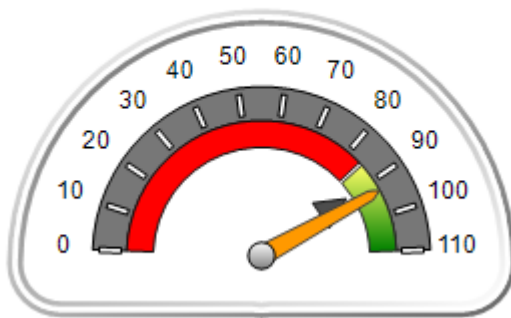
Provider/Program Name: Childkind, Inc - (583) - CPA

| | | | |
|---|---------------------------------------|---------------------------------|------------------------------------|
| 1990 Lakeside Parkway, Tucker, GA 30084 | Quarterly Scores (Grades) | | Current Quarter Score (Grade) |
| Phone: 404-248-1980 | Q1: 100.47 (A+) | Q2: 84.69 (B) | 93.22% (A-) |
| Vendor ID# 35271 | Q3: 93.78 (A-) | Q4: 93.22 (A-) | |
| # New Foster Homes During Quarter: 2 | # Children in Care During Quarter: 56 | # Placements During Quarter: 58 | # Children in Care On Last Day: 49 |

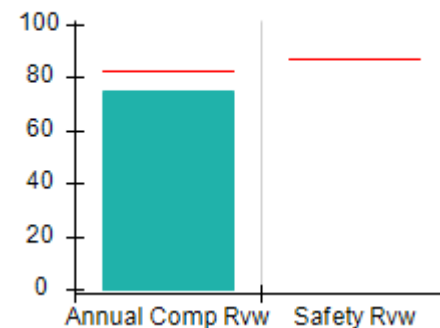
Quarterly Provider Comparisons to All CPAs

▼ — indicates average for all CPAs

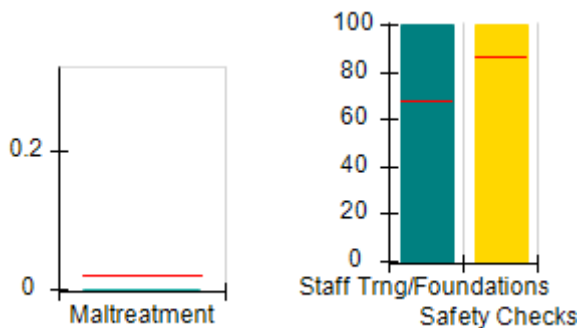
Overall Score (%)



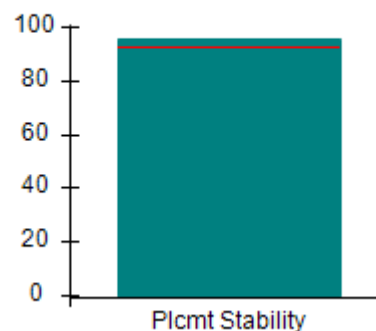
OPM Monitoring Reviews (%)



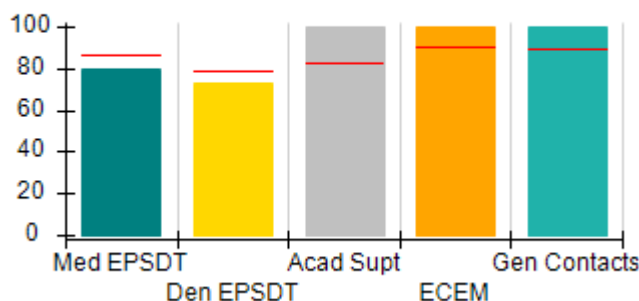
Safety Outcomes (%)



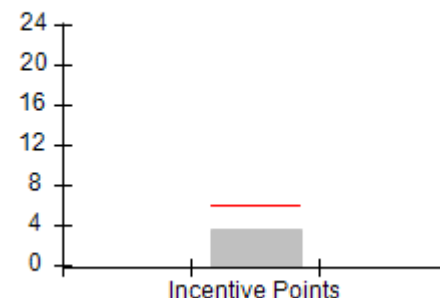
Permanency Outcomes (%)



Well-Being Outcomes (%)



Incentives Earned (Points)





DHS, DFCS, Office of Provider Management
Performance-Based Placement Measures
RBWO Provider GA+SCORECARD - CPA
 Report Quarter: Q4 FY2020



| | | | | |
|--|---------------------------------------|---------------------------------|------------------------------------|------------------------|
| Provider/Program Name: Childkind, Inc - (583) - CPA | | | | |
| 1990 Lakeside Parkway, Tucker, GA 30084 | Quarterly Scores (Grades) | | Current Quarter Score (Grade) | |
| Phone: 404-248-1980 | Q1: 100.47 (A+) | Q2: 84.69 (B) | 93.22% (A-) | |
| Vendor ID# 35271 | Q3: 93.78 (A-) | Q4: 93.22 (A-) | | |
| # New Foster Homes During Quarter: 2 | # Children in Care During Quarter: 56 | # Placements During Quarter: 58 | # Children in Care On Last Day: 49 | |
| | Avg Performance All CPAs (%) | Provider Performance (%)* | Possible Points (Weight) | Provider Points Earned |
| OPM Monitoring Reviews | | | | |
| Annual Comprehensive Reviews | 82% | 75% | 25 | 18.73 |
| Safety Reviews | 87% | Not Yet Conducted | | |
| Monitoring Sub-Total | | | 25 | 18.73 |
| CPA Safety Outcomes | | | | |
| Incidence of Maltreatment | 0.02% | No Substantiated Reports | 10 | 10.00 |
| Staff Training | 67% | 100% | 5 | 5.00 |
| Staff Safety Checks | 86% | 100% | 5 | 5.00 |
| Safety Sub-Total | | | 20 | 20.00 |
| CPA Permanency Outcomes | | | | |
| Placement Stability | 93% | 96% | 15 | 14.40 |
| Permanency Sub-Total | | | 15 | 14.40 |
| CPA Well-Being Outcomes | | | | |
| EPSDT Medical Visits | 86% | 80% | 4 | 3.20 |
| EPSDT Dental Visits | 79% | 73% | 4 | 2.92 |
| Academic Supports | 82% | 100% | 3 | 3.00 |
| Provider ECEM Visits | 90% | 100% | 7 | 7.00 |
| Provider General Contacts | 89% | 100% | 7 | 7.00 |
| Placements with Siblings | 68% | 56% | Not Scored | Not Scored |
| Placements within Legal County | 18% | 0% | Not Scored | Not Scored |
| Well-Being Sub-Total | | | 25 | 23.12 |
| *Performance calculation descriptions can be found in the FY 2019 RBWO PBP Measurements and Standards Guide. | | | | |
| Monitoring & Outcomes: Possible Points = 85 | | | Points Earned: 76.25 | |
| Score Before Incentives Credit | | | 89.70% | |
| Incentives Awarded | | | 3.52 pts | |
| PBP Verification | | | N/A pts | |
| Total Score | | | 93.22% | |



DHS, DFCS, Office of Provider Management
Performance-Based Placement Measures
RBWO Provider GA+SCORECARD - CPA
Report Quarter: Q4 FY2020



Provider/Program Name: Childkind, Inc - (583) - CPA

| # New Foster Homes During Quarter: 2 | | # Children in Care During Quarter: 56 | # Placements During Quarter: 58 | # Children in Care On Last Day: 49 |
|---|------------------------------|---------------------------------------|---------------------------------|------------------------------------|
| CPA Incentive Credits | Avg Performance All CPAs (%) | Provider Performance (%)* | Possible Points (Weight) | Provider Points Earned |
| Early EPSDT Medical Visits | | 43% | 2 | 0.86 |
| Early EPSDT Dental Visits | | 29% | 2 | 0.58 |
| Permanency Contacts | | None Planned | 5 | |
| Additional Academic Supports | | 4% | 2 | 0.08 |
| HS Grad/GED/Prof or Trade Certificate/College | | N/A | 10/5/5/1 | |
| EYSS Agreement | | Not Eligible | 5 | |
| Community Connections | | 0% | 4 | 0.00 |
| Foster Hm Retention Rate (threshold = 90) | | 79% | 2 | 0.00 |
| Foster Hm Recruitment (threshold = 100) | | 50% | 2 | 0.00 |
| Active Agency Accreditation | | 50% | 4 | 2.00 |
| Staff Clinical Licensure | | 0% | 5 | 0.00 |
| Incentives Total | 5.87 | | | 3.52 |
| Maximum total combined incentive credit allowed is 10 points. | | | Incentives Awarded | 3.52 |

*Performance calculation descriptions can be found in the FY 2019 RBWO PBP Measurements and Standards Guide.

Child Protective Services Investigations and Dispositions

The following investigations data, which is not used for scoring but is considered significant to a provider's performance, is from Georgia SHINES and is not considered final or complete until the end of the fiscal year.

| | |
|-----------------------------------|---|
| Total Reports: | 1 |
| Number Screened In: | 0 |
| Number Screened Out: | 1 |
| Number Substantiated: | 0 |
| Number Unsubstantiated: | 0 |
| Number Active CPS Investigations: | 0 |



Performance-Based Placement Measures

RBWO Provider GA+SCORECARD - CPA

Report Quarter: Q4 FY2020

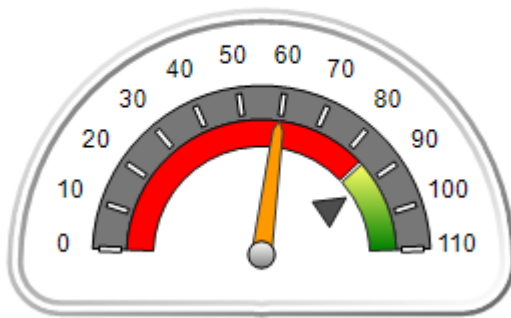
Provider/Program Name: Children 1st Community Development Services, Inc. - Ponce De Leon Ave. (5373) - CPA

| 1026 Ponce De Leon Ave., Atlanta, GA 30306 | Quarterly Scores (Grades) | | Current Quarter Score (Grade) |
|--|--------------------------------------|--------------------------------|-----------------------------------|
| Phone: 6786000580 | Q1: 81.32 (B-) | Q2: 65.06 (D) | 59.70% (F) |
| Vendor ID# 161687 | Q3: 65.95 (D) | Q4: 59.70 (F) | |
| # New Foster Homes During Quarter: 2 | # Children in Care During Quarter: 4 | # Placements During Quarter: 4 | # Children in Care On Last Day: 3 |

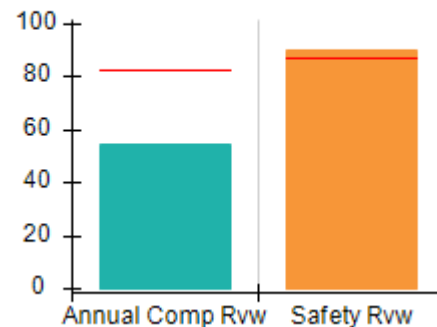
Quarterly Provider Comparisons to All CPAs

indicates average for all CPAs

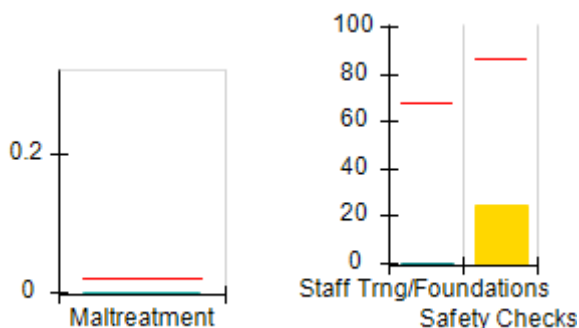
Overall Score (%)



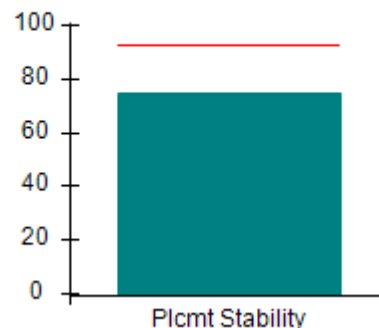
OPM Monitoring Reviews (%)



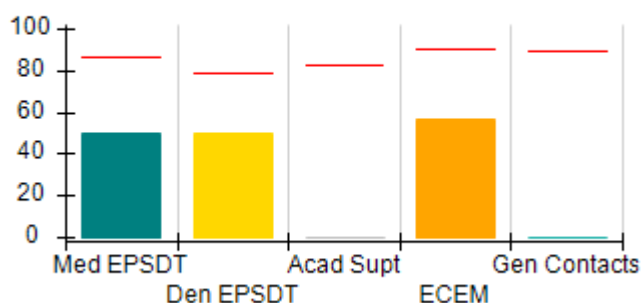
Safety Outcomes (%)



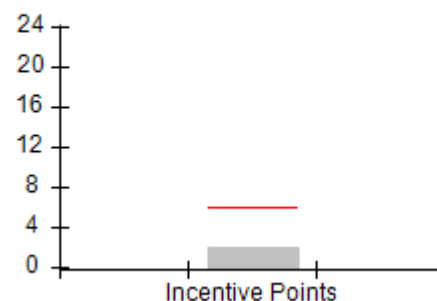
Permanency Outcomes (%)



Well-Being Outcomes (%)



Incentives Earned (Points)





Performance-Based Placement Measures RBWO Provider GA+SCORECARD - CPA

Report Quarter: Q4 FY2020

Provider/Program Name: Children 1st Community Development Services, Inc. - Ponce De Leon Ave. (5373) - CPA

| | | | |
|--|---------------------------|---------------|-------------------------------|
| 1026 Ponce De Leon Ave., Atlanta, GA 30306 | Quarterly Scores (Grades) | | Current Quarter Score (Grade) |
| Phone: 6786000580 | Q1: 81.32 (B-) | Q2: 65.06 (D) | 59.70% (F) |
| Vendor ID# 161687 | Q3: 65.95 (D) | Q4: 59.70 (F) | |

| | | | |
|--------------------------------------|--------------------------------------|--------------------------------|-----------------------------------|
| # New Foster Homes During Quarter: 2 | # Children in Care During Quarter: 4 | # Placements During Quarter: 4 | # Children in Care On Last Day: 3 |
| | Avg Performance All CPAs (%) | Provider Performance (%)* | Possible Points (Weight) |
| | | | Provider Points Earned |

OPM Monitoring Reviews

| | | | | |
|------------------------------|-----|-----|-----------|--------------|
| Annual Comprehensive Reviews | 82% | 55% | 25 | 13.71 |
| Safety Reviews | 87% | 90% | 15 | 13.50 |
| Monitoring Sub-Total | | | 40 | 27.21 |

CPA Safety Outcomes

| | | | | |
|---------------------------|-------|--------------------------|-----------|--------------|
| Incidence of Maltreatment | 0.02% | No Substantiated Reports | 10 | 10.00 |
| Staff Training | 67% | 0% | 5 | 0.00 |
| Staff Safety Checks | 86% | 25% | 5 | 1.25 |
| Safety Sub-Total | | | 20 | 11.25 |

CPA Permanency Outcomes

| | | | | |
|-----------------------------|-----|-----|-----------|--------------|
| Placement Stability | 93% | 75% | 15 | 11.25 |
| Permanency Sub-Total | | | 15 | 11.25 |

CPA Well-Being Outcomes

| | | | | |
|--------------------------------|-----|--------------|------------|-------------|
| EPSDT Medical Visits | 86% | 50% | 4 | 2.00 |
| EPSDT Dental Visits | 79% | 50% | 4 | 2.00 |
| Academic Supports | 82% | 0% | 3 | 0.00 |
| Provider ECEM Visits | 90% | 57% | 7 | 3.99 |
| Provider General Contacts | 89% | 0% | 7 | 0.00 |
| Placements with Siblings | 68% | Not Eligible | Not Scored | Not Scored |
| Placements within Legal County | 18% | 0% | Not Scored | Not Scored |
| Well-Being Sub-Total | | | 25 | 7.99 |

*Performance calculation descriptions can be found in the FY 2019 RBWO PBP Measurements and Standards Guide.

| | |
|---|-----------------------------|
| Monitoring & Outcomes: Possible Points = 100 | Points Earned: 57.70 |
| Score Before Incentives Credit | 57.70% |
| Incentives Awarded | 2.00 pts |
| PBP Verification | N/A pts |
| Total Score | 59.70% |



DHS, DFCS, Office of Provider Management
Performance-Based Placement Measures
RBWO Provider GA+SCORECARD - CPA



Report Quarter: Q4 FY2020

Provider/Program Name: Children 1st Community Development Services, Inc. - Ponce De Leon Ave. (5373) - CPA

| # New Foster Homes During Quarter: 2 | | # Children in Care During Quarter: 4 | # Placements During Quarter: 4 | # Children in Care On Last Day: 3 |
|---|------------------------------|--------------------------------------|--------------------------------|-----------------------------------|
| CPA Incentive Credits | Avg Performance All CPAs (%) | Provider Performance (%)* | Possible Points (Weight) | Provider Points Earned |
| Early EPSDT Medical Visits | | 0% | 2 | 0.00 |
| Early EPSDT Dental Visits | | 0% | 2 | 0.00 |
| Permanency Contacts | | 0% | 5 | 0.00 |
| Additional Academic Supports | | 0% | 2 | 0.00 |
| HS Grad/GED/Prof or Trade Certificate/College | | N/A | 10/5/5/1 | |
| EYSS Agreement | | Not Eligible | 5 | |
| Community Connections | | 0% | 4 | 0.00 |
| Foster Hm Retention Rate (threshold = 90) | | 50% | 2 | 0.00 |
| Foster Hm Recruitment (threshold = 100) | | 100% | 2 | 2.00 |
| Active Agency Accreditation | | 0% | 4 | 0.00 |
| Staff Clinical Licensure | | 0% | 5 | 0.00 |
| Incentives Total | 5.87 | | | 2.00 |
| Maximum total combined incentive credit allowed is 10 points. | | | Incentives Awarded | 2.00 |

*Performance calculation descriptions can be found in the FY 2019 RBWO PBP Measurements and Standards Guide.

Child Protective Services Investigations and Dispositions

The following investigations data, which is not used for scoring but is considered significant to a provider's performance, is from Georgia SHINES and is not considered final or complete until the end of the fiscal year.

| | |
|-----------------------------------|---|
| Total Reports: | 0 |
| Number Screened In: | 0 |
| Number Screened Out: | 0 |
| Number Substantiated: | 0 |
| Number Unsubstantiated: | 0 |
| Number Active CPS Investigations: | 0 |



DHS, DFCS, Office of Provider Management

Performance-Based Placement Measures

RBWO Provider GA+SCORECARD - CPA



Report Quarter: Q4 FY2020

Provider/Program Name: Children 1st Community Development Services, Inc. - University Ave. (5404) - CPA

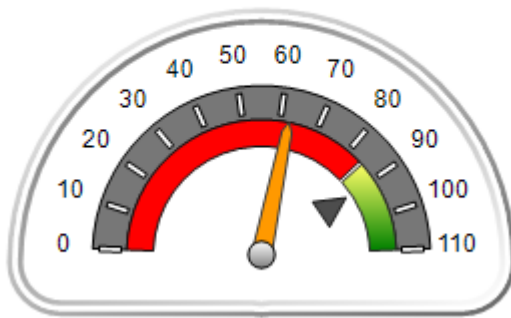
| 3228 University Ave., Columbus, GA 31907 | Quarterly Scores (Grades) | | Current Quarter Score (Grade) |
|--|--------------------------------------|--------------------------------|-----------------------------------|
| Phone: 6786000580 | Q1: (N/A) | Q2: (N/A) | 62.30% (D-) |
| Vendor ID# 165041 | Q3: 97.00 (A+) | Q4: 62.30 (D-) | |
| # New Foster Homes During Quarter: 4 | # Children in Care During Quarter: 9 | # Placements During Quarter: 9 | # Children in Care On Last Day: 7 |

Quarterly Provider Comparisons to All CPAs

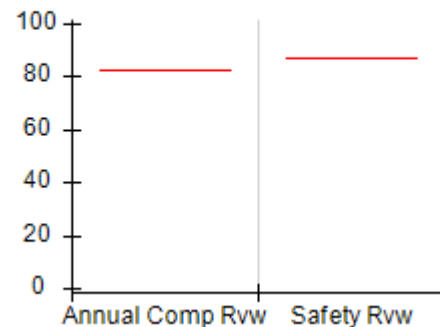


indicates average for all CPAs

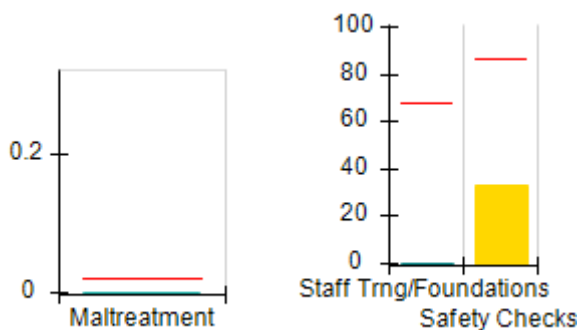
Overall Score (%)



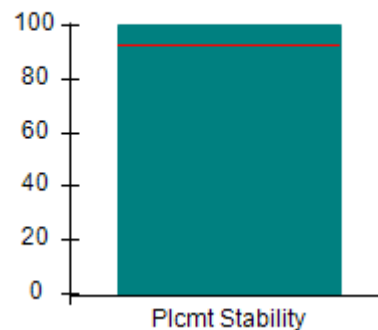
OPM Monitoring Reviews (%)



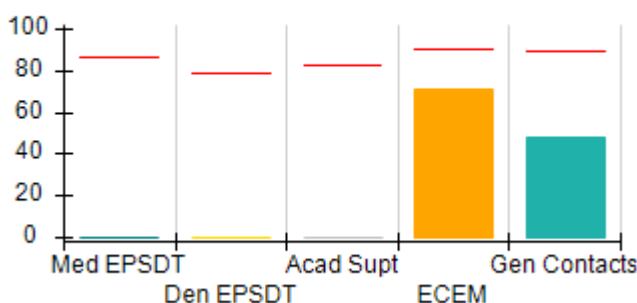
Safety Outcomes (%)



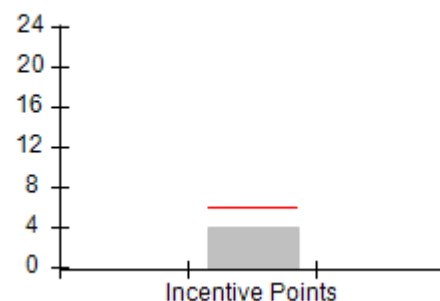
Permanency Outcomes (%)



Well-Being Outcomes (%)



Incentives Earned (Points)





DHS, DFCS, Office of Provider Management
Performance-Based Placement Measures
RBWO Provider GA+SCORECARD - CPA



Report Quarter: Q4 FY2020

| | | | | |
|--|------------------------------|--------------------------------------|--------------------------------|-----------------------------------|
| Provider/Program Name: Children 1st Community Development Services, Inc. - University Ave. (5404) - CPA | | | | |
| 3228 University Ave., Columbus, GA 31907 | | Quarterly Scores (Grades) | | Current Quarter Score (Grade) |
| Phone: 6786000580 | | Q1: (F) | Q2: (N/A) | 62.30% (D-) |
| Vendor ID# 165041 | | Q3: 97.00 (A+) | Q4: 62.30 (D-) | |
| # New Foster Homes During Quarter: 4 | | # Children in Care During Quarter: 9 | # Placements During Quarter: 9 | # Children in Care On Last Day: 7 |
| | Avg Performance All CPAs (%) | Provider Performance (%)* | Possible Points (Weight) | Provider Points Earned |
| OPM Monitoring Reviews | | | | |
| Annual Comprehensive Reviews | 82% | Not Yet Conducted | | |
| Safety Reviews | 87% | Not Yet Conducted | | |
| Monitoring Sub-Total | | | | 0.00 |
| CPA Safety Outcomes | | | | |
| Incidence of Maltreatment | 0.02% | No Substantiated Reports | 10 | 10.00 |
| Staff Training | 67% | 0% | 5 | 0.00 |
| Staff Safety Checks | 86% | 33% | 5 | 1.65 |
| Safety Sub-Total | | | 20 | 11.65 |
| CPA Permanency Outcomes | | | | |
| Placement Stability | 93% | 100% | 15 | 15.00 |
| Permanency Sub-Total | | | 15 | 15.00 |
| CPA Well-Being Outcomes | | | | |
| EPSDT Medical Visits | 86% | 0% | 4 | 0.00 |
| EPSDT Dental Visits | 79% | 0% | 4 | 0.00 |
| Academic Supports | 82% | 0% | 3 | 0.00 |
| Provider ECEM Visits | 90% | 71% | 7 | 4.97 |
| Provider General Contacts | 89% | 48% | 7 | 3.36 |
| Placements with Siblings | 68% | Not Eligible | Not Scored | Not Scored |
| Placements within Legal County | 18% | 57% | Not Scored | Not Scored |
| Well-Being Sub-Total | | | 25 | 8.33 |
| *Performance calculation descriptions can be found in the FY 2019 RBWO PBP Measurements and Standards Guide. | | | | |
| Monitoring & Outcomes: Possible Points = 60 | | | Points Earned: 34.98 | |
| Score Before Incentives Credit | | | 58.30% | |
| Incentives Awarded | | | 4.00 pts | |
| PBP Verification | | | N/A pts | |
| Total Score | | | 62.30% | |



DHS, DFCS, Office of Provider Management
Performance-Based Placement Measures
RBWO Provider GA+SCORECARD - CPA



Report Quarter: Q4 FY2020

Provider/Program Name: Children 1st Community Development Services, Inc. - University Ave. (5404) - CPA

| # New Foster Homes During Quarter: 4 | | # Children in Care During Quarter: 9 | # Placements During Quarter: 9 | # Children in Care On Last Day: 7 |
|---|------------------------------|--------------------------------------|--------------------------------|-----------------------------------|
| CPA Incentive Credits | Avg Performance All CPAs (%) | Provider Performance (%)* | Possible Points (Weight) | Provider Points Earned |
| Early EPSDT Medical Visits | | 0% | 2 | 0.00 |
| Early EPSDT Dental Visits | | 0% | 2 | 0.00 |
| Permanency Contacts | | 0% | 5 | 0.00 |
| Additional Academic Supports | | 0% | 2 | 0.00 |
| HS Grad/GED/Prof or Trade Certificate/College | | N/A | 10/5/5/1 | |
| EYSS Agreement | | Not Eligible | 5 | |
| Community Connections | | 0% | 4 | 0.00 |
| Foster Hm Retention Rate (threshold = 90) | | 100% | 2 | 2.00 |
| Foster Hm Recruitment (threshold = 100) | | 500% | 2 | 2.00 |
| Active Agency Accreditation | | 0% | 4 | 0.00 |
| Staff Clinical Licensure | | 0% | 5 | 0.00 |
| Incentives Total | 5.87 | | | 4.00 |
| Maximum total combined incentive credit allowed is 10 points. | | | Incentives Awarded | 4.00 |

*Performance calculation descriptions can be found in the FY 2019 RBWO PBP Measurements and Standards Guide.

Child Protective Services Investigations and Dispositions

The following investigations data, which is not used for scoring but is considered significant to a provider's performance, is from Georgia SHINES and is not considered final or complete until the end of the fiscal year.

| | |
|-----------------------------------|---|
| Total Reports: | 0 |
| Number Screened In: | 0 |
| Number Screened Out: | 0 |
| Number Substantiated: | 0 |
| Number Unsubstantiated: | 0 |
| Number Active CPS Investigations: | 0 |



DHS, DFCS, Office of Provider Management
Performance-Based Placement Measures
RBWO Provider GA+SCORECARD - CPA



Report Quarter: Q4 FY2020

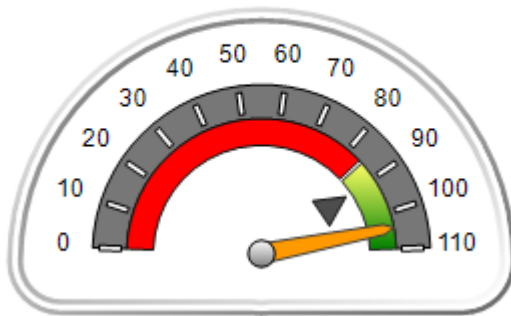
Provider/Program Name: Choices for Life Of GA - Valdosta (943) - CPA

| | | | |
|---|---------------------------------------|---------------------------------|--------------------------------------|
| 2200 North Patterson, Valdosta, GA 31602 | Quarterly Scores (Grades) | | Current Quarter Score (Grade) |
| Phone: 229 244-1707 | Q1: 103.42 (A+) | Q2: 101.15 (A+) | 104.30% (A+) |
| Vendor ID# 35275 | Q3: 102.43 (A+) | Q4: 104.30 (A+) | |
| # New Foster Homes During Quarter: 1 | # Children in Care During Quarter: 51 | # Placements During Quarter: 56 | # Children in Care On Last Day: 48 |

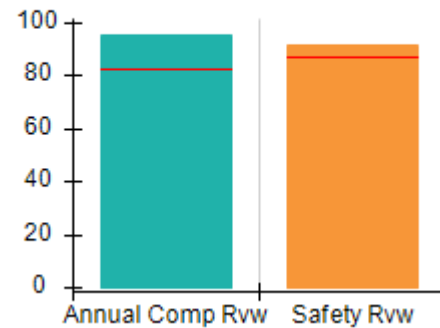
Quarterly Provider Comparisons to All CPAs

▼ — indicates average for all CPAs

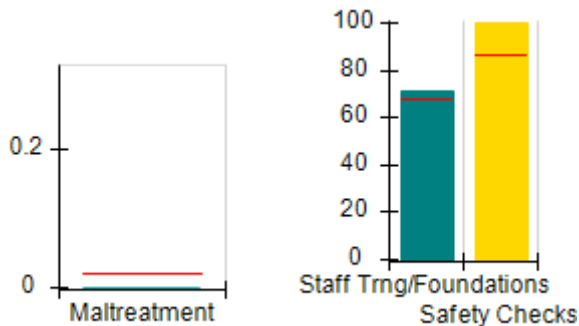
Overall Score (%)



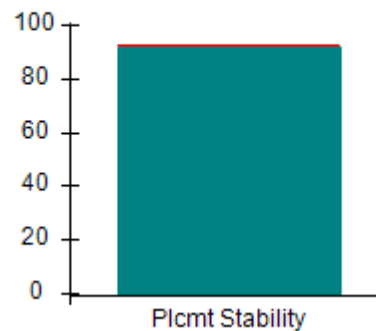
OPM Monitoring Reviews (%)



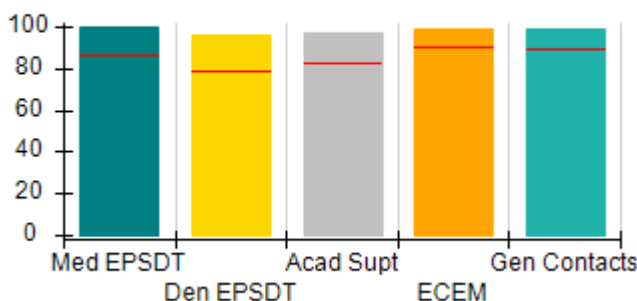
Safety Outcomes (%)



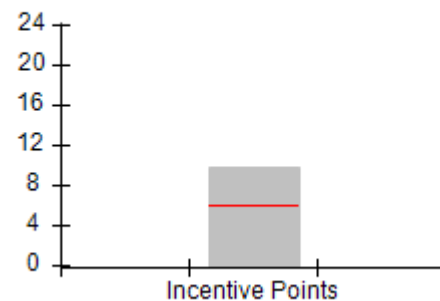
Permanency Outcomes (%)



Well-Being Outcomes (%)



Incentives Earned (Points)





DHS, DFCS, Office of Provider Management
Performance-Based Placement Measures
RBWO Provider GA+SCORECARD - CPA
 Report Quarter: Q4 FY2020



Provider/Program Name: Choices for Life Of GA - Valdosta (943) - CPA

| | | | |
|--|---------------------------|-----------------|-------------------------------|
| 2200 North Patterson, Valdosta, GA 31602 | Quarterly Scores (Grades) | | Current Quarter Score (Grade) |
| Phone: 229 244-1707 | Q1: 103.42 (A+) | Q2: 101.15 (A+) | 104.30% (A+) |
| Vendor ID# 35275 | Q3: 102.43 (A+) | Q4: 104.30 (A+) | |

| | | | |
|--------------------------------------|---------------------------------------|---------------------------------|------------------------------------|
| # New Foster Homes During Quarter: 1 | # Children in Care During Quarter: 51 | # Placements During Quarter: 56 | # Children in Care On Last Day: 48 |
|--------------------------------------|---------------------------------------|---------------------------------|------------------------------------|

| | Avg Performance All CPAs (%) | Provider Performance (%)* | Possible Points (Weight) | Provider Points Earned |
|--|------------------------------|---------------------------|--------------------------|------------------------|
|--|------------------------------|---------------------------|--------------------------|------------------------|

OPM Monitoring Reviews

| | | | | |
|------------------------------|-----|-----|-----------|--------------|
| Annual Comprehensive Reviews | 82% | 95% | 25 | 23.87 |
| Safety Reviews | 87% | 92% | 15 | 13.75 |
| Monitoring Sub-Total | | | 40 | 37.62 |

CPA Safety Outcomes

| | | | | |
|---------------------------|-------|--------------------------|-----------|--------------|
| Incidence of Maltreatment | 0.02% | No Substantiated Reports | 10 | 10.00 |
| Staff Training | 67% | 71% | 5 | 3.55 |
| Staff Safety Checks | 86% | 100% | 5 | 5.00 |
| Safety Sub-Total | | | 20 | 18.55 |

CPA Permanency Outcomes

| | | | | |
|-----------------------------|-----|-----|-----------|--------------|
| Placement Stability | 93% | 92% | 15 | 13.80 |
| Permanency Sub-Total | | | 15 | 13.80 |

CPA Well-Being Outcomes

| | | | | |
|--------------------------------|-----|------|------------|--------------|
| EPSDT Medical Visits | 86% | 100% | 4 | 4.00 |
| EPSDT Dental Visits | 79% | 96% | 4 | 3.84 |
| Academic Supports | 82% | 97% | 3 | 2.91 |
| Provider ECEM Visits | 90% | 99% | 7 | 6.93 |
| Provider General Contacts | 89% | 99% | 7 | 6.93 |
| Placements with Siblings | 68% | 56% | Not Scored | Not Scored |
| Placements within Legal County | 18% | 25% | Not Scored | Not Scored |
| Well-Being Sub-Total | | | 25 | 24.61 |

*Performance calculation descriptions can be found in the FY 2019 RBWO PBP Measurements and Standards Guide.

| | |
|---|-----------------------------|
| Monitoring & Outcomes: Possible Points = 100 | Points Earned: 94.58 |
| Score Before Incentives Credit | 94.58% |
| Incentives Awarded | 9.72 pts |
| PBP Verification | N/A pts |
| Total Score | 104.30% |



DHS, DFCS, Office of Provider Management
Performance-Based Placement Measures
RBWO Provider GA+SCORECARD - CPA
Report Quarter: Q4 FY2020



Provider/Program Name: Choices for Life Of GA - Valdosta (943) - CPA

| # New Foster Homes During Quarter: 1 | | # Children in Care During Quarter: 51 | # Placements During Quarter: 56 | # Children in Care On Last Day: 48 |
|---|------------------------------|---------------------------------------|---------------------------------|------------------------------------|
| CPA Incentive Credits | Avg Performance All CPAs (%) | Provider Performance (%)* | Possible Points (Weight) | Provider Points Earned |
| Early EPSDT Medical Visits | | 100% | 2 | 2.00 |
| Early EPSDT Dental Visits | | 85% | 2 | 1.70 |
| Permanency Contacts | | None Planned | 5 | |
| Additional Academic Supports | | 76% | 2 | 1.52 |
| HS Grad/GED/Prof or Trade Certificate/College | | N/A | 10/5/5/1 | |
| EYSS Agreement | | Not Eligible | 5 | |
| Community Connections | | 0% | 4 | 0.00 |
| Foster Hm Retention Rate (threshold = 90) | | 94% | 2 | 2.00 |
| Foster Hm Recruitment (threshold = 100) | | 50% | 2 | 0.00 |
| Active Agency Accreditation | | 50% | 4 | 2.00 |
| Staff Clinical Licensure | | 10% | 5 | 0.50 |
| Incentives Total | 5.87 | | | 9.72 |
| Maximum total combined incentive credit allowed is 10 points. | | | Incentives Awarded | 9.72 |

*Performance calculation descriptions can be found in the FY 2019 RBWO PBP Measurements and Standards Guide.

Child Protective Services Investigations and Dispositions

The following investigations data, which is not used for scoring but is considered significant to a provider's performance, is from Georgia SHINES and is not considered final or complete until the end of the fiscal year.

| | |
|-----------------------------------|---|
| Total Reports: | 0 |
| Number Screened In: | 0 |
| Number Screened Out: | 0 |
| Number Substantiated: | 0 |
| Number Unsubstantiated: | 0 |
| Number Active CPS Investigations: | 0 |



DHS, DFCS, Office of Provider Management

Performance-Based Placement Measures

RBWO Provider GA+SCORECARD - CPA



Report Quarter: Q4 FY2020

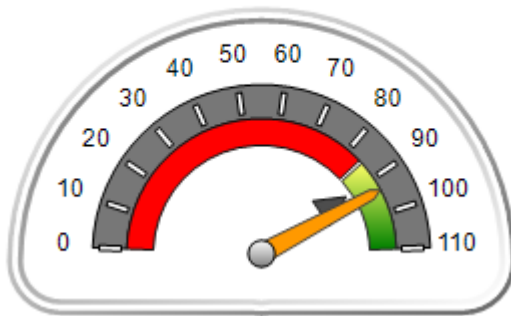
Provider/Program Name: CHRIS 180 Inc. - (5335) - CPA

| | | | |
|---|--------------------------------------|--------------------------------|-----------------------------------|
| 1017 Fayetteville Rd, Atlanta, GA 30316 | Quarterly Scores (Grades) | | Current Quarter Score (Grade) |
| Phone: 404-564-3402 | Q1: 85.92 (B) | Q2: 88.27 (B+) | 93.67% (A-) |
| Vendor ID# 157648 | Q3: 93.73 (A-) | Q4: 93.67 (A-) | |
| # New Foster Homes During Quarter: 1 | # Children in Care During Quarter: 9 | # Placements During Quarter: 9 | # Children in Care On Last Day: 6 |

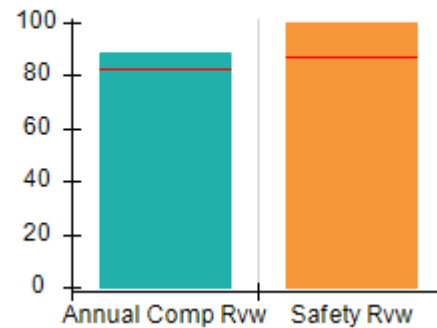
Quarterly Provider Comparisons to All CPAs

▼ — indicates average for all CPAs

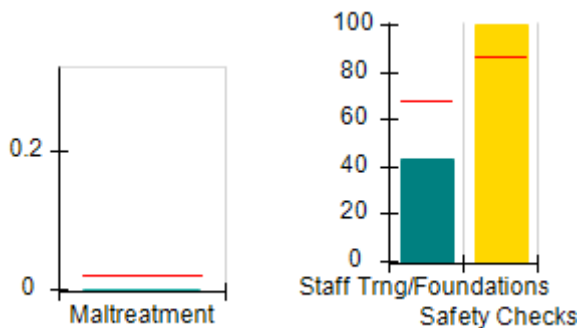
Overall Score (%)



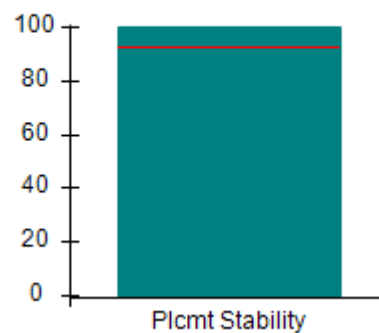
OPM Monitoring Reviews (%)



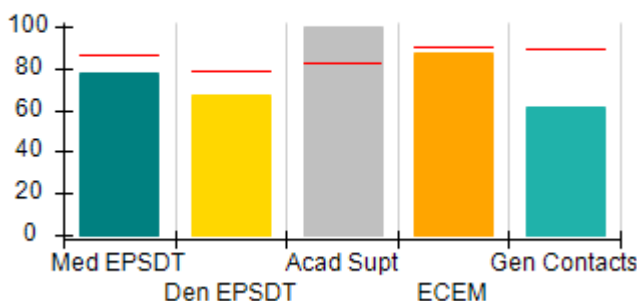
Safety Outcomes (%)



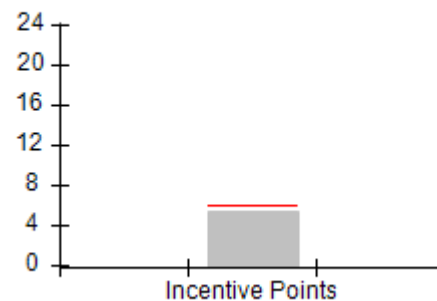
Permanency Outcomes (%)



Well-Being Outcomes (%)



Incentives Earned (Points)





DHS, DFCS, Office of Provider Management
Performance-Based Placement Measures
RBWO Provider GA+SCORECARD - CPA



Report Quarter: Q4 FY2020

| | | | | |
|---|--------------------------------------|--------------------------------|-----------------------------------|------------------------|
| Provider/Program Name: CHRIS 180 Inc. - (5335) - CPA | | | | |
| 1017 Fayetteville Rd, Atlanta, GA 30316 | Quarterly Scores (Grades) | | Current Quarter Score (Grade) | |
| Phone: 404-564-3402 | Q1: 85.92 (B) | Q2: 88.27 (B+) | 93.67% (A-) | |
| Vendor ID# 157648 | Q3: 93.73 (A-) | Q4: 93.67 (A-) | | |
| # New Foster Homes During Quarter: 1 | # Children in Care During Quarter: 9 | # Placements During Quarter: 9 | # Children in Care On Last Day: 6 | |
| | Avg Performance All CPAs (%) | Provider Performance (%)* | Possible Points (Weight) | Provider Points Earned |
| OPM Monitoring Reviews | | | | |
| Annual Comprehensive Reviews | 82% | 88% | 25 | 22.02 |
| Safety Reviews | 87% | 100% | 15 | 15.00 |
| Monitoring Sub-Total | | | 40 | 37.02 |
| CPA Safety Outcomes | | | | |
| Incidence of Maltreatment | 0.02% | No Substantiated Reports | 10 | 10.00 |
| Staff Training | 67% | 43% | 5 | 2.15 |
| Staff Safety Checks | 86% | 100% | 5 | 5.00 |
| Safety Sub-Total | | | 20 | 17.15 |
| CPA Permanency Outcomes | | | | |
| Placement Stability | 93% | 100% | 15 | 15.00 |
| Permanency Sub-Total | | | 15 | 15.00 |
| CPA Well-Being Outcomes | | | | |
| EPSDT Medical Visits | 86% | 78% | 4 | 3.12 |
| EPSDT Dental Visits | 79% | 67% | 4 | 2.68 |
| Academic Supports | 82% | 100% | 3 | 3.00 |
| Provider ECEM Visits | 90% | 87% | 7 | 6.09 |
| Provider General Contacts | 89% | 61% | 7 | 4.27 |
| Placements with Siblings | 68% | 100% | Not Scored | Not Scored |
| Placements within Legal County | 18% | Not Eligible | Not Scored | Not Scored |
| Well-Being Sub-Total | | | 25 | 19.16 |

*Performance calculation descriptions can be found in the FY 2019 RBWO PBP Measurements and Standards Guide.

| | |
|---|-----------------------------|
| Monitoring & Outcomes: Possible Points = 100 | Points Earned: 88.33 |
| Score Before Incentives Credit | 88.33% |
| Incentives Awarded | 5.34 pts |
| PBP Verification | N/A pts |
| Total Score | 93.67% |



DHS, DFCS, Office of Provider Management
Performance-Based Placement Measures
RBWO Provider GA+SCORECARD - CPA
Report Quarter: Q4 FY2020



Provider/Program Name: CHRIS 180 Inc. - (5335) - CPA

| # New Foster Homes During Quarter: 1 | | # Children in Care During Quarter: 9 | # Placements During Quarter: 9 | # Children in Care On Last Day: 6 |
|---|------------------------------|--------------------------------------|--------------------------------|-----------------------------------|
| CPA Incentive Credits | Avg Performance All CPAs (%) | Provider Performance (%)* | Possible Points (Weight) | Provider Points Earned |
| Early EPSDT Medical Visits | | 67% | 2 | 1.34 |
| Early EPSDT Dental Visits | | 0% | 2 | 0.00 |
| Permanency Contacts | | 0% | 5 | 0.00 |
| Additional Academic Supports | | 100% | 2 | 2.00 |
| HS Grad/GED/Prof or Trade Certificate/College | | N/A | 10/5/5/1 | |
| EYSS Agreement | | Not Eligible | 5 | |
| Community Connections | | 0% | 4 | 0.00 |
| Foster Hm Retention Rate (threshold = 90) | | 38% | 2 | 0.00 |
| Foster Hm Recruitment (threshold = 100) | | 50% | 2 | 0.00 |
| Active Agency Accreditation | | 50% | 4 | 2.00 |
| Staff Clinical Licensure | | 0% | 5 | 0.00 |
| Incentives Total | 5.87 | | | 5.34 |
| Maximum total combined incentive credit allowed is 10 points. | | | Incentives Awarded | 5.34 |

*Performance calculation descriptions can be found in the FY 2019 RBWO PBP Measurements and Standards Guide.

Child Protective Services Investigations and Dispositions

The following investigations data, which is not used for scoring but is considered significant to a provider's performance, is from Georgia SHINES and is not considered final or complete until the end of the fiscal year.

| | |
|-----------------------------------|---|
| Total Reports: | 0 |
| Number Screened In: | 0 |
| Number Screened Out: | 0 |
| Number Substantiated: | 0 |
| Number Unsubstantiated: | 0 |
| Number Active CPS Investigations: | 0 |



DHS, DFCS, Office of Provider Management

Performance-Based Placement Measures

RBWO Provider GA+SCORECARD - CPA



Report Quarter: Q4 FY2020

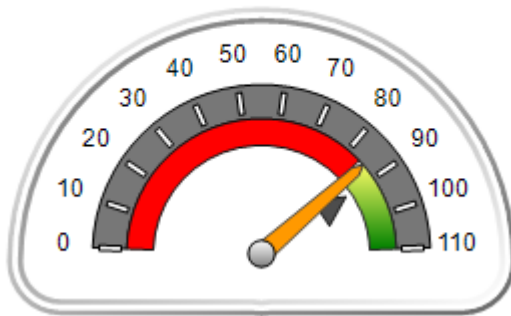
Provider/Program Name: CHRIS 180 Inc. - DBA: Gateway Lithonia (5236) - CPA

| 5210 Lost Dutchman, Lithonia, GA 30038 | Quarterly Scores (Grades) | | Current Quarter Score (Grade) |
|--|--------------------------------------|--------------------------------|-----------------------------------|
| Phone: 404-564-3402 | Q1: 101.48 (A+) | Q2: 91.56 (A-) | 85.57% (B) |
| Vendor ID# 85446 | Q3: 83.00 (B-) | Q4: 85.57 (B) | |
| # New Foster Homes During Quarter: 1 | # Children in Care During Quarter: 0 | # Placements During Quarter: 0 | # Children in Care On Last Day: 0 |

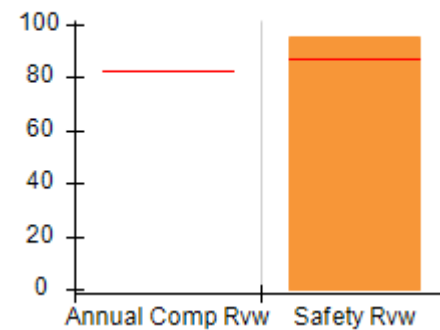
Quarterly Provider Comparisons to All CPAs

— indicates average for all CPAs

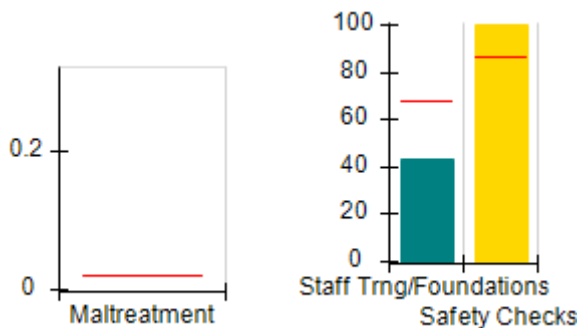
Overall Score (%)



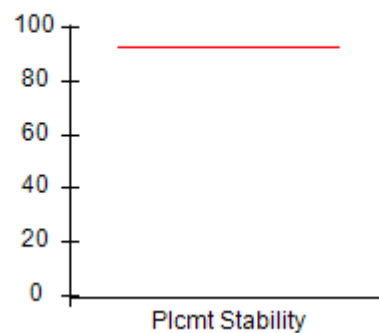
OPM Monitoring Reviews (%)



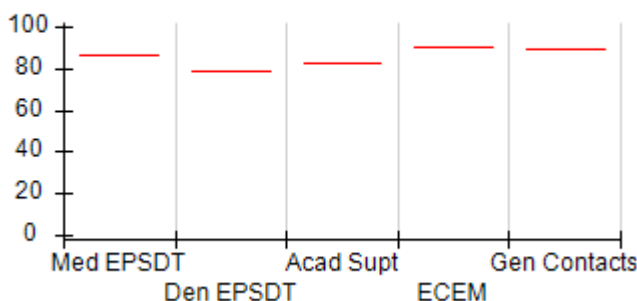
Safety Outcomes (%)



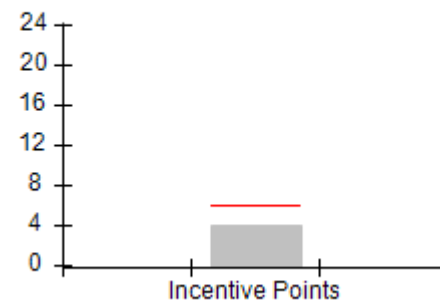
Permanency Outcomes (%)



Well-Being Outcomes (%)



Incentives Earned (Points)





DHS, DFCS, Office of Provider Management
Performance-Based Placement Measures
RBWO Provider GA+SCORECARD - CPA
Report Quarter: Q4 FY2020



Provider/Program Name: CHRIS 180 Inc. - DBA: Gateway Lithonia (5236) - CPA

| | | | |
|---|----------------------------------|-----------------------|--------------------------------------|
| 5210 Lost Dutchman, Lithonia, GA 30038 | Quarterly Scores (Grades) | | Current Quarter Score (Grade) |
| Phone: 404-564-3402 | Q1: 101.48 (A+) | Q2: 91.56 (A-) | 85.57% (B) |
| Vendor ID# 85446 | Q3: 83.00 (B-) | Q4: 85.57 (B) | |

| | | | |
|--------------------------------------|--------------------------------------|--------------------------------|-----------------------------------|
| # New Foster Homes During Quarter: 1 | # Children in Care During Quarter: 0 | # Placements During Quarter: 0 | # Children in Care On Last Day: 0 |
|--------------------------------------|--------------------------------------|--------------------------------|-----------------------------------|

| | Avg Performance All CPAs (%) | Provider Performance (%)* | Possible Points (Weight) | Provider Points Earned |
|--|-------------------------------------|----------------------------------|---------------------------------|-------------------------------|
|--|-------------------------------------|----------------------------------|---------------------------------|-------------------------------|

OPM Monitoring Reviews

| | | | | |
|------------------------------|-----|-------------------|-----------|--------------|
| Annual Comprehensive Reviews | 82% | Not Yet Conducted | | |
| Safety Reviews | 87% | 95% | 15 | 14.25 |
| Monitoring Sub-Total | | | 15 | 14.25 |

CPA Safety Outcomes

| | | | | |
|---------------------------|-------|--------------|-----------|--------------|
| Incidence of Maltreatment | 0.02% | Not Eligible | | |
| Staff Training | 67% | 43% | 10 | 4.30 |
| Staff Safety Checks | 86% | 100% | 10 | 10.00 |
| Safety Sub-Total | | | 20 | 14.30 |

CPA Permanency Outcomes

| | | | | |
|-----------------------------|-----|--------------|------------|--|
| Placement Stability | 93% | Not Eligible | | |
| Permanency Sub-Total | | | N/A | |

CPA Well-Being Outcomes

| | | | | |
|--------------------------------|-----|--------------|------------|------------|
| EPSDT Medical Visits | 86% | Not Eligible | | |
| EPSDT Dental Visits | 79% | Not Eligible | | |
| Academic Supports | 82% | Not Eligible | | |
| Provider ECEM Visits | 90% | Not Eligible | | |
| Provider General Contacts | 89% | Not Eligible | | |
| Placements with Siblings | 68% | Not Eligible | Not Scored | Not Scored |
| Placements within Legal County | 18% | Not Eligible | Not Scored | Not Scored |
| Well-Being Sub-Total | | | N/A | |

*Performance calculation descriptions can be found in the FY 2019 RBWO PBP Measurements and Standards Guide.

| | |
|--|-----------------------------|
| Monitoring & Outcomes: Possible Points = 35 | Points Earned: 28.55 |
| Score Before Incentives Credit | 81.57% |
| Incentives Awarded | 4.00 pts |
| PBP Verification | N/A pts |
| Total Score | 85.57% |



DHS, DFCS, Office of Provider Management
Performance-Based Placement Measures
RBWO Provider GA+SCORECARD - CPA
Report Quarter: Q4 FY2020



Provider/Program Name: CHRIS 180 Inc. - DBA: Gateway Lithonia (5236) - CPA

| # New Foster Homes During Quarter: 1 | | # Children in Care During Quarter: 0 | # Placements During Quarter: 0 | # Children in Care On Last Day: 0 |
|---|------------------------------|--------------------------------------|--------------------------------|-----------------------------------|
| CPA Incentive Credits | Avg Performance All CPAs (%) | Provider Performance (%)* | Possible Points (Weight) | Provider Points Earned |
| Early EPSDT Medical Visits | | Not Eligible | 2 | |
| Early EPSDT Dental Visits | | Not Eligible | 2 | |
| Permanency Contacts | | None Planned | 5 | |
| Additional Academic Supports | | Not Eligible | 2 | |
| HS Grad/GED/Prof or Trade Certificate/College | | N/A | 10/5/5/1 | |
| EYSS Agreement | | Not Eligible | 5 | |
| Community Connections | | Not Eligible | 4 | |
| Foster Hm Retention Rate (threshold = 90) | | Not Eligible | 2 | 0.00 |
| Foster Hm Recruitment (threshold = 100) | | 100% | 2 | 2.00 |
| Active Agency Accreditation | | 50% | 4 | 2.00 |
| Staff Clinical Licensure | | 0% | 5 | 0.00 |
| Incentives Total | 5.87 | | | 4.00 |
| Maximum total combined incentive credit allowed is 10 points. | | | Incentives Awarded | 4.00 |

*Performance calculation descriptions can be found in the FY 2019 RBWO PBP Measurements and Standards Guide.

Child Protective Services Investigations and Dispositions

The following investigations data, which is not used for scoring but is considered significant to a provider's performance, is from Georgia SHINES and is not considered final or complete until the end of the fiscal year.

| | | |
|-----------------------------------|---|--|
| Total Reports: | 0 | |
| Number Screened In: | 0 | |
| Number Screened Out: | 0 | |
| Number Substantiated: | 0 | |
| Number Unsubstantiated: | 0 | |
| Number Active CPS Investigations: | 0 | |



DHS, DFCS, Office of Provider Management
Performance-Based Placement Measures
RBWO Provider GA+SCORECARD - CPA



Report Quarter: Q4 FY2020

| | | | |
|---|--------------------------------------|--------------------------------|--------------------------------------|
| Provider/Program Name: CHRIS 180 Inc. - DBA: Gateway Snellville (5166) - CPA | | | |
| 386 Lenora Church Rd, Atlanta, GA 30309 | Quarterly Scores (Grades) | | Current Quarter Score (Grade) |
| Phone: 404-564-3402 | Q1: 106.00 (A+) | Q2: 100.24 (A+) | 87.69% (B+) |
| Vendor ID# 117441 | Q3: 104.00 (A+) | Q4: 87.69 (B+) | |
| # New Foster Homes During Quarter: 0 | # Children in Care During Quarter: 3 | # Placements During Quarter: 3 | # Children in Care On Last Day: 3 |
| Quarterly Provider Comparisons to All CPAs | | | |

▼ — indicates average for all CPAs





DHS, DFCS, Office of Provider Management
Performance-Based Placement Measures
RBWO Provider GA+SCORECARD - CPA



Report Quarter: Q4 FY2020

Provider/Program Name: CHRIS 180 Inc. - DBA: Gateway Snellville (5166) - CPA

| | | | |
|--|----------------------------------|------------------------|--------------------------------------|
| 386 Lenora Church Rd, Atlanta, GA 30309 | Quarterly Scores (Grades) | | Current Quarter Score (Grade) |
| Phone: 404-564-3402 | Q1: 106.00 (A+) | Q2: 100.24 (A+) | 87.69% (B+) |
| Vendor ID# 117441 | Q3: 104.00 (A+) | Q4: 87.69 (B+) | |

| | | | |
|--------------------------------------|--------------------------------------|--------------------------------|-----------------------------------|
| # New Foster Homes During Quarter: 0 | # Children in Care During Quarter: 3 | # Placements During Quarter: 3 | # Children in Care On Last Day: 3 |
|--------------------------------------|--------------------------------------|--------------------------------|-----------------------------------|

| | Avg Performance All CPAs (%) | Provider Performance (%)* | Possible Points (Weight) | Provider Points Earned |
|--|-------------------------------------|----------------------------------|---------------------------------|-------------------------------|
|--|-------------------------------------|----------------------------------|---------------------------------|-------------------------------|

OPM Monitoring Reviews

| | | | | |
|------------------------------|-----|-------------------|-----------|--------------|
| Annual Comprehensive Reviews | 82% | Not Yet Conducted | | |
| Safety Reviews | 87% | 100% | 15 | 15.00 |
| Monitoring Sub-Total | | | 15 | 15.00 |

CPA Safety Outcomes

| | | | | |
|---------------------------|-------|--------------------------|-----------|--------------|
| Incidence of Maltreatment | 0.02% | No Substantiated Reports | 10 | 10.00 |
| Staff Training | 67% | 43% | 5 | 2.15 |
| Staff Safety Checks | 86% | 100% | 5 | 5.00 |
| Safety Sub-Total | | | 20 | 17.15 |

CPA Permanency Outcomes

| | | | | |
|-----------------------------|-----|------|-----------|--------------|
| Placement Stability | 93% | 100% | 15 | 15.00 |
| Permanency Sub-Total | | | 15 | 15.00 |

CPA Well-Being Outcomes

| | | | | |
|--------------------------------|-----|------|------------|--------------|
| EPSDT Medical Visits | 86% | 100% | 4 | 4.00 |
| EPSDT Dental Visits | 79% | 100% | 4 | 4.00 |
| Academic Supports | 82% | 100% | 3 | 3.00 |
| Provider ECEM Visits | 90% | 33% | 7 | 2.31 |
| Provider General Contacts | 89% | 33% | 7 | 2.31 |
| Placements with Siblings | 68% | 100% | Not Scored | Not Scored |
| Placements within Legal County | 18% | 0% | Not Scored | Not Scored |
| Well-Being Sub-Total | | | 25 | 15.62 |

*Performance calculation descriptions can be found in the FY 2019 RBWO PBP Measurements and Standards Guide.

| | |
|--|-----------------------------|
| Monitoring & Outcomes: Possible Points = 75 | Points Earned: 62.77 |
| Score Before Incentives Credit | 83.69% |
| Incentives Awarded | 4.00 pts |
| PBP Verification | N/A pts |
| Total Score | 87.69% |



DHS, DFCS, Office of Provider Management
Performance-Based Placement Measures
RBWO Provider GA+SCORECARD - CPA
Report Quarter: Q4 FY2020



Provider/Program Name: CHRIS 180 Inc. - DBA: Gateway Snellville (5166) - CPA

| # New Foster Homes During Quarter: 0 | | # Children in Care During Quarter: 3 | # Placements During Quarter: 3 | # Children in Care On Last Day: 3 |
|---|------------------------------|--------------------------------------|--------------------------------|-----------------------------------|
| CPA Incentive Credits | Avg Performance All CPAs (%) | Provider Performance (%)* | Possible Points (Weight) | Provider Points Earned |
| Early EPSDT Medical Visits | | Not Eligible | 2 | |
| Early EPSDT Dental Visits | | Not Eligible | 2 | |
| Permanency Contacts | | 0% | 5 | 0.00 |
| Additional Academic Supports | | 100% | 2 | 2.00 |
| HS Grad/GED/Prof or Trade Certificate/College | | N/A | 10/5/5/1 | |
| EYSS Agreement | | Not Eligible | 5 | |
| Community Connections | | Not Eligible | 4 | |
| Foster Hm Retention Rate (threshold = 90) | | Not Eligible | 2 | 0.00 |
| Foster Hm Recruitment (threshold = 100) | | 0% | 2 | 0.00 |
| Active Agency Accreditation | | 50% | 4 | 2.00 |
| Staff Clinical Licensure | | 0% | 5 | 0.00 |
| Incentives Total | 5.87 | | | 4.00 |
| Maximum total combined incentive credit allowed is 10 points. | | | Incentives Awarded | 4.00 |

*Performance calculation descriptions can be found in the FY 2019 RBWO PBP Measurements and Standards Guide.

Child Protective Services Investigations and Dispositions

The following investigations data, which is not used for scoring but is considered significant to a provider's performance, is from Georgia SHINES and is not considered final or complete until the end of the fiscal year.

| | |
|-----------------------------------|---|
| Total Reports: | 0 |
| Number Screened In: | 0 |
| Number Screened Out: | 0 |
| Number Substantiated: | 0 |
| Number Unsubstantiated: | 0 |
| Number Active CPS Investigations: | 0 |



DHS, DFCS, Office of Provider Management

Performance-Based Placement Measures


RBWO Provider GA+SCORECARD - CPA

Report Quarter: Q4 FY2020

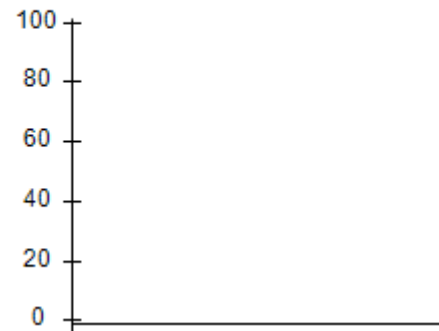


▼ — indicates average for all CPAs

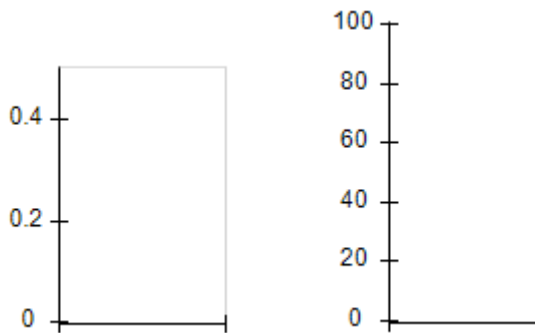
Overall Score (%)



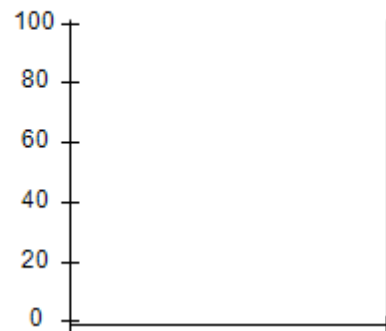
OPM Monitoring Reviews (%)



Safety Outcomes (%)



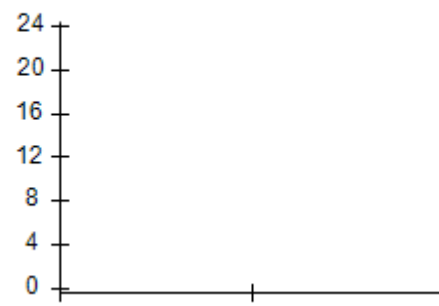
Permanency Outcomes (%)



Well-Being Outcomes (%)



Incentives Earned (Points)





DHS, DFCS, Office of Provider Management

Performance-Based Placement Measures


RBWO Provider GA+SCORECARD - CPA

Report Quarter: Q4 FY2020

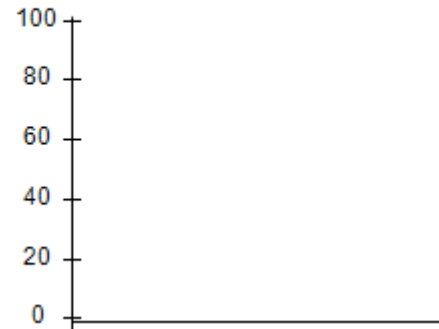


▼ — indicates average for all CPAs

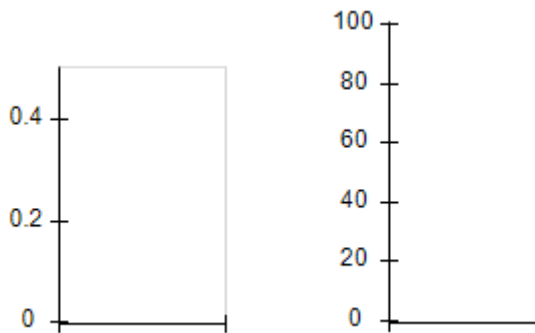
Overall Score (%)



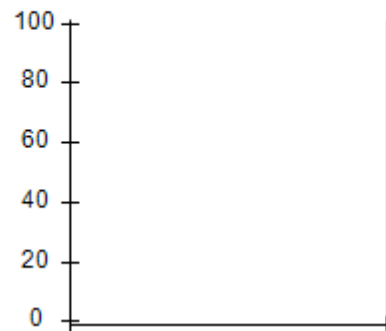
OPM Monitoring Reviews (%)



Safety Outcomes (%)



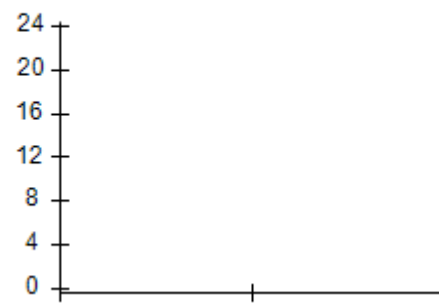
Permanency Outcomes (%)



Well-Being Outcomes (%)



Incentives Earned (Points)





DHS, DFCS, Office of Provider Management
Performance-Based Placement Measures
RBWO Provider GA+SCORECARD - CPA



Report Quarter: Q4 FY2020

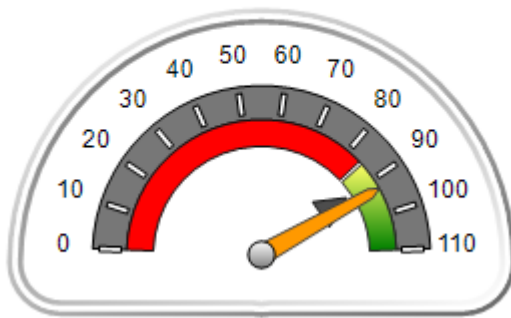
Provider/Program Name: Christian City, Inc., dba Christian City Children's Village (Crossroads) - (5345) - CPA

| 7501 Red Oak Rd., Union City, GA 30291 | Quarterly Scores (Grades) | | Current Quarter Score (Grade) |
|--|---------------------------------------|---------------------------------|------------------------------------|
| Phone: 770-336-6566 | Q1: 97.53 (A+) | Q2: 97.48 (A+) | 92.96% (A-) |
| Vendor ID# 160028 | Q3: 98.97 (A+) | Q4: 92.96 (A-) | |
| # New Foster Homes During Quarter: 1 | # Children in Care During Quarter: 20 | # Placements During Quarter: 22 | # Children in Care On Last Day: 13 |

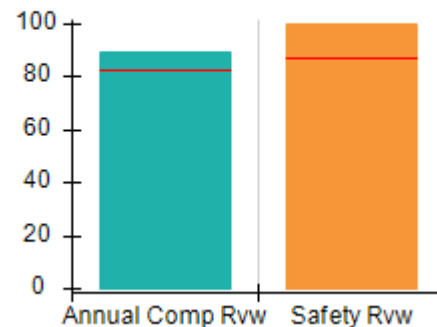
Quarterly Provider Comparisons to All CPAs

▼ — indicates average for all CPAs

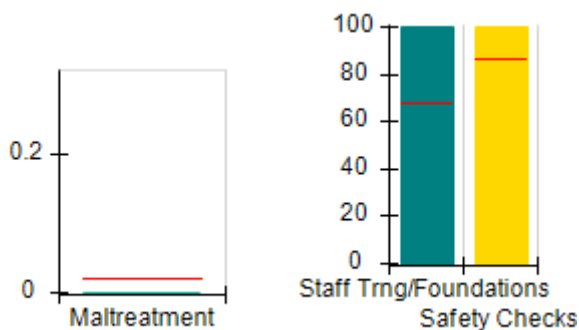
Overall Score (%)



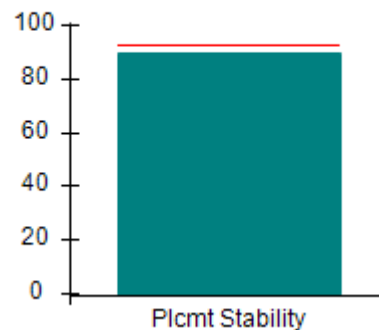
OPM Monitoring Reviews (%)



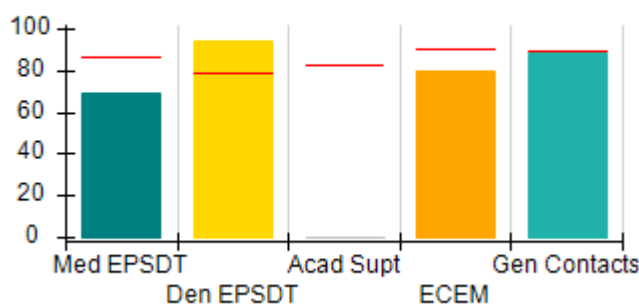
Safety Outcomes (%)



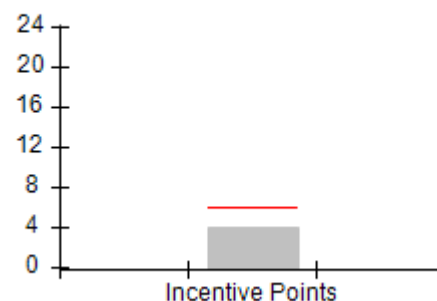
Permanency Outcomes (%)



Well-Being Outcomes (%)



Incentives Earned (Points)





Performance-Based Placement Measures RBWO Provider GA+SCORECARD - CPA

Report Quarter: Q4 FY2020

| | | | | |
|---|------------------------------|---------------------------------------|---------------------------------|------------------------------------|
| Provider/Program Name: Christian City, Inc., dba Christian City Children's Village (Crossroads) - (5345) - CPA | | | | |
| 7501 Red Oak Rd., Union City, GA 30291 | | Quarterly Scores (Grades) | | Current Quarter Score (Grade) |
| Phone: 770-336-6566 | | Q1: 97.53 (A+) | Q2: 97.48 (A+) | 92.96% (A-) |
| Vendor ID# 160028 | | Q3: 98.97 (A+) | Q4: 92.96 (A-) | |
| # New Foster Homes During Quarter: 1 | | # Children in Care During Quarter: 20 | # Placements During Quarter: 22 | # Children in Care On Last Day: 13 |
| | Avg Performance All CPAs (%) | Provider Performance (%)* | Possible Points (Weight) | Provider Points Earned |
| OPM Monitoring Reviews | | | | |
| Annual Comprehensive Reviews | 82% | 89% | 25 | 22.28 |
| Safety Reviews | 87% | 100% | 15 | 15.00 |
| Monitoring Sub-Total | | | 40 | 37.28 |
| CPA Safety Outcomes | | | | |
| Incidence of Maltreatment | 0.02% | No Substantiated Reports | 10 | 10.00 |
| Staff Training | 67% | 100% | 5 | 5.00 |
| Staff Safety Checks | 86% | 100% | 5 | 5.00 |
| Safety Sub-Total | | | 20 | 20.00 |
| CPA Permanency Outcomes | | | | |
| Placement Stability | 93% | 90% | 15 | 13.50 |
| Permanency Sub-Total | | | 15 | 13.50 |
| CPA Well-Being Outcomes | | | | |
| EPSDT Medical Visits | 86% | 69% | 4 | 2.76 |
| EPSDT Dental Visits | 79% | 94% | 4 | 3.76 |
| Academic Supports | 82% | 0% | 3 | 0.00 |
| Provider ECEM Visits | 90% | 80% | 7 | 5.60 |
| Provider General Contacts | 89% | 88% | 7 | 6.16 |
| Placements with Siblings | 68% | 100% | Not Scored | Not Scored |
| Placements within Legal County | 18% | 0% | Not Scored | Not Scored |
| Well-Being Sub-Total | | | 25 | 18.28 |
| *Performance calculation descriptions can be found in the FY 2019 RBWO PBP Measurements and Standards Guide. | | | | |
| Monitoring & Outcomes: Possible Points = 100 | | | Points Earned: 89.06 | |
| Score Before Incentives Credit | | | 89.06% | |
| Incentives Awarded | | | 3.90 pts | |
| PBP Verification | | | N/A pts | |
| Total Score | | | 92.96% | |



DHS, DFCS, Office of Provider Management
Performance-Based Placement Measures
RBWO Provider GA+SCORECARD - CPA



Report Quarter: Q4 FY2020

Provider/Program Name: Christian City, Inc., dba Christian City Children's Village (Crossroads) - (5345) - CPA

| # New Foster Homes During Quarter: 1 | | # Children in Care During Quarter: 20 | # Placements During Quarter: 22 | # Children in Care On Last Day: 13 |
|---|------------------------------|---------------------------------------|---------------------------------|------------------------------------|
| CPA Incentive Credits | Avg Performance All CPAs (%) | Provider Performance (%)* | Possible Points (Weight) | Provider Points Earned |
| Early EPSDT Medical Visits | | 20% | 2 | 0.40 |
| Early EPSDT Dental Visits | | 0% | 2 | 0.00 |
| Permanency Contacts | | None Planned | 5 | |
| Additional Academic Supports | | 0% | 2 | 0.00 |
| HS Grad/GED/Prof or Trade Certificate/College | | N/A | 10/5/5/1 | |
| EYSS Agreement | | Not Eligible | 5 | |
| Community Connections | | 0% | 4 | 0.00 |
| Foster Hm Retention Rate (threshold = 90) | | 92% | 2 | 2.00 |
| Foster Hm Recruitment (threshold = 100) | | 33% | 2 | 0.00 |
| Active Agency Accreditation | | 0% | 4 | 0.00 |
| Staff Clinical Licensure | | 30% | 5 | 1.50 |
| Incentives Total | 5.87 | | | 3.90 |
| Maximum total combined incentive credit allowed is 10 points. | | | Incentives Awarded | 3.90 |

*Performance calculation descriptions can be found in the FY 2019 RBWO PBP Measurements and Standards Guide.

Child Protective Services Investigations and Dispositions

The following investigations data, which is not used for scoring but is considered significant to a provider's performance, is from Georgia SHINES and is not considered final or complete until the end of the fiscal year.

| | |
|-----------------------------------|---|
| Total Reports: | 0 |
| Number Screened In: | 0 |
| Number Screened Out: | 0 |
| Number Substantiated: | 0 |
| Number Unsubstantiated: | 0 |
| Number Active CPS Investigations: | 0 |



DHS, DFCS, Office of Provider Management
Performance-Based Placement Measures
RBWO Provider GA+SCORECARD - CPA
Report Quarter: Q4 FY2020

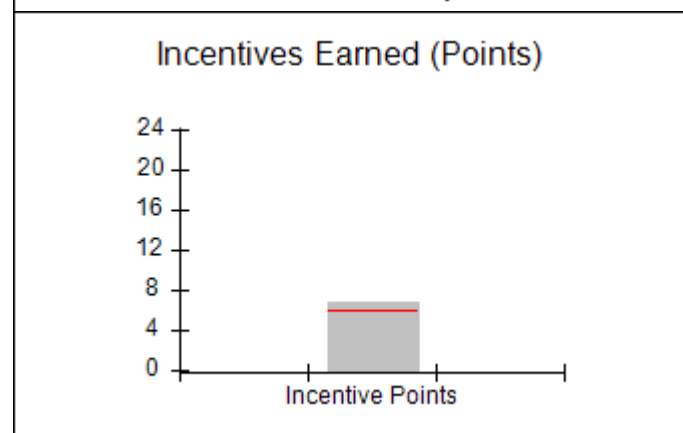
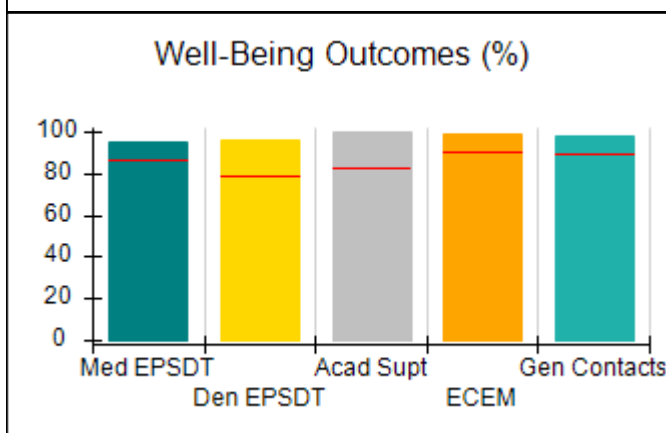
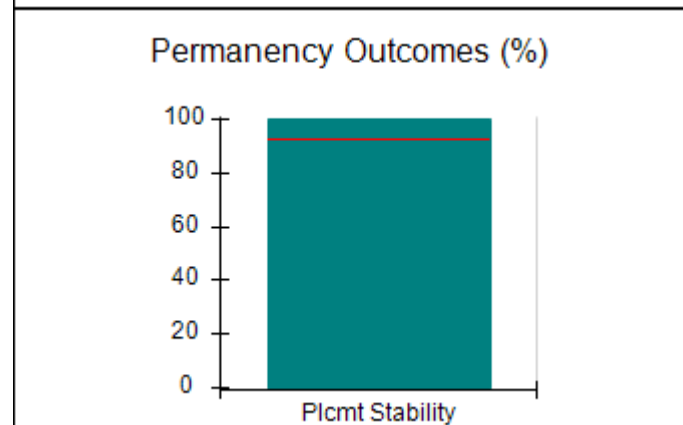
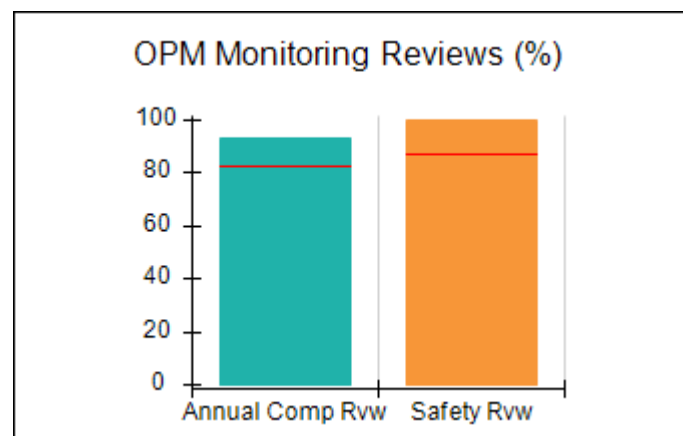
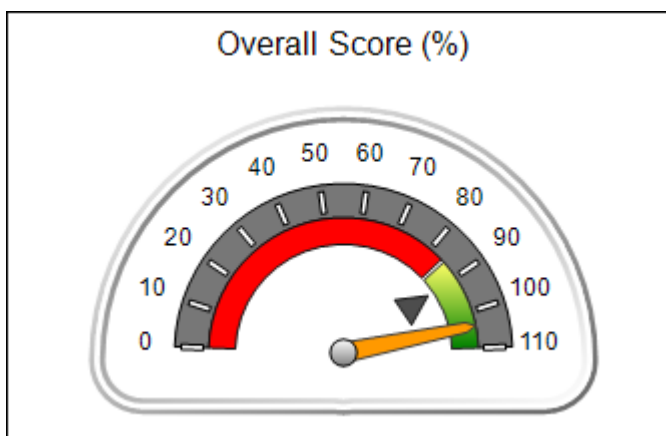


Provider/Program Name: Community Connections - (586) - CPA

| 2300 West Park Place Blvd., Stone Mountain, GA 30087 | Quarterly Scores (Grades) | | Current Quarter Score (Grade) |
|--|---------------------------------------|---------------------------------|------------------------------------|
| Phone: 770-465-9644 | Q1: 104.25 (A+) | Q2: 103.72 (A+) | 104.04% (A+) |
| Vendor ID# 35292 | Q3: 103.14 (A+) | Q4: 104.04 (A+) | |
| # New Foster Homes During Quarter: 0 | # Children in Care During Quarter: 64 | # Placements During Quarter: 64 | # Children in Care On Last Day: 56 |

Quarterly Provider Comparisons to All CPAs

▼ — indicates average for all CPAs





DHS, DFCS, Office of Provider Management
Performance-Based Placement Measures
RBWO Provider GA+SCORECARD - CPA
 Report Quarter: Q4 FY2020



| | | | | |
|---|------------------------------|---------------------------------------|---------------------------------|------------------------------------|
| Provider/Program Name: Community Connections - (586) - CPA | | | | |
| 2300 West Park Place Blvd., Stone Mountain, GA 30087 | | Quarterly Scores (Grades) | | Current Quarter Score (Grade) |
| Phone: 770-465-9644 | | Q1: 104.25 (A+) | Q2: 103.72 (A+) | 104.04% (A+) |
| Vendor ID# 35292 | | Q3: 103.14 (A+) | Q4: 104.04 (A+) | |
| # New Foster Homes During Quarter: 0 | | # Children in Care During Quarter: 64 | # Placements During Quarter: 64 | # Children in Care On Last Day: 56 |
| | Avg Performance All CPAs (%) | Provider Performance (%)* | Possible Points (Weight) | Provider Points Earned |
| OPM Monitoring Reviews | | | | |
| Annual Comprehensive Reviews | 82% | 93% | 25 | 23.30 |
| Safety Reviews | 87% | 100% | 15 | 15.00 |
| Monitoring Sub-Total | | | 40 | 38.30 |
| CPA Safety Outcomes | | | | |
| Incidence of Maltreatment | 0.02% | No Substantiated Reports | 10 | 10.00 |
| Staff Training | 67% | 91% | 5 | 4.55 |
| Staff Safety Checks | 86% | 100% | 5 | 5.00 |
| Safety Sub-Total | | | 20 | 19.55 |
| CPA Permanency Outcomes | | | | |
| Placement Stability | 93% | 100% | 15 | 15.00 |
| Permanency Sub-Total | | | 15 | 15.00 |
| CPA Well-Being Outcomes | | | | |
| EPSDT Medical Visits | 86% | 95% | 4 | 3.80 |
| EPSDT Dental Visits | 79% | 96% | 4 | 3.84 |
| Academic Supports | 82% | 100% | 3 | 3.00 |
| Provider ECEM Visits | 90% | 99% | 7 | 6.93 |
| Provider General Contacts | 89% | 98% | 7 | 6.86 |
| Placements with Siblings | 68% | 81% | Not Scored | Not Scored |
| Placements within Legal County | 18% | 67% | Not Scored | Not Scored |
| Well-Being Sub-Total | | | 25 | 24.43 |

*Performance calculation descriptions can be found in the FY 2019 RBWO PBP Measurements and Standards Guide.

| | | | |
|---|--|-----------------------------|-----------------|
| Monitoring & Outcomes: Possible Points = 100 | | Points Earned: 97.28 | |
| Score Before Incentives Credit | | | 97.28% |
| Incentives Awarded | | | 6.76 pts |
| PBP Verification | | | N/A pts |
| Total Score | | | 104.04% |



DHS, DFCS, Office of Provider Management
Performance-Based Placement Measures
RBWO Provider GA+SCORECARD - CPA
Report Quarter: Q4 FY2020



Provider/Program Name: Community Connections - (586) - CPA

| # New Foster Homes During Quarter: 0 | | # Children in Care During Quarter: 64 | # Placements During Quarter: 64 | # Children in Care On Last Day: 56 |
|---|------------------------------|---------------------------------------|---------------------------------|------------------------------------|
| CPA Incentive Credits | Avg Performance All CPAs (%) | Provider Performance (%)* | Possible Points (Weight) | Provider Points Earned |
| Early EPSDT Medical Visits | | 83% | 2 | 1.66 |
| Early EPSDT Dental Visits | | 80% | 2 | 1.60 |
| Permanency Contacts | | 0% | 5 | 0.00 |
| Additional Academic Supports | | 0% | 2 | 0.00 |
| HS Grad/GED/Prof or Trade Certificate/College | | N/A | 10/5/5/1 | |
| EYSS Agreement | | Not Eligible | 5 | |
| Community Connections | | 0% | 4 | 0.00 |
| Foster Hm Retention Rate (threshold = 90) | | 95% | 2 | 2.00 |
| Foster Hm Recruitment (threshold = 100) | | 0% | 2 | 0.00 |
| Active Agency Accreditation | | 0% | 4 | 0.00 |
| Staff Clinical Licensure | | 30% | 5 | 1.50 |
| Incentives Total | 5.87 | | | 6.76 |
| Maximum total combined incentive credit allowed is 10 points. | | | Incentives Awarded | 6.76 |

*Performance calculation descriptions can be found in the FY 2019 RBWO PBP Measurements and Standards Guide.

Child Protective Services Investigations and Dispositions

The following investigations data, which is not used for scoring but is considered significant to a provider's performance, is from Georgia SHINES and is not considered final or complete until the end of the fiscal year.

| | |
|-----------------------------------|---|
| Total Reports: | 1 |
| Number Screened In: | 1 |
| Number Screened Out: | 0 |
| Number Substantiated: | 0 |
| Number Unsubstantiated: | 1 |
| Number Active CPS Investigations: | 0 |



DHS, DFCS, Office of Provider Management
Performance-Based Placement Measures
RBWO Provider GA+SCORECARD - CPA
Report Quarter: Q4 FY2020



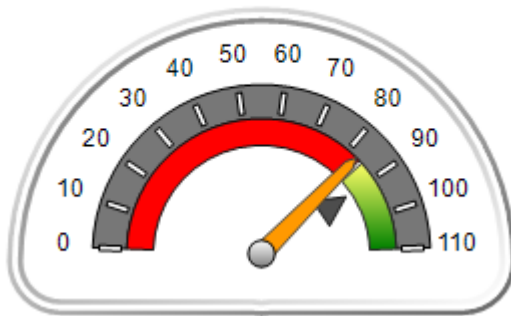
Provider/Program Name: Creative Community Services - (612) - CPA

| | | | |
|--|---------------------------------------|---------------------------------|------------------------------------|
| 1650 Oak Brook Drive, Norcross, GA 30093 | Quarterly Scores (Grades) | | Current Quarter Score (Grade) |
| Phone: 770-469-6226 | Q1: 88.78 (B+) | Q2: 86.56 (B) | 82.94% (B-) |
| Vendor ID# 35296 | Q3: 84.72 (B) | Q4: 82.94 (B-) | |
| # New Foster Homes During Quarter: 0 | # Children in Care During Quarter: 56 | # Placements During Quarter: 62 | # Children in Care On Last Day: 51 |

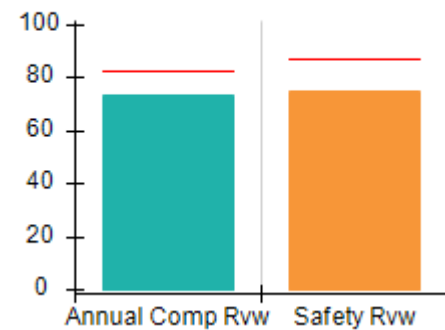
Quarterly Provider Comparisons to All CPAs

▼ — indicates average for all CPAs

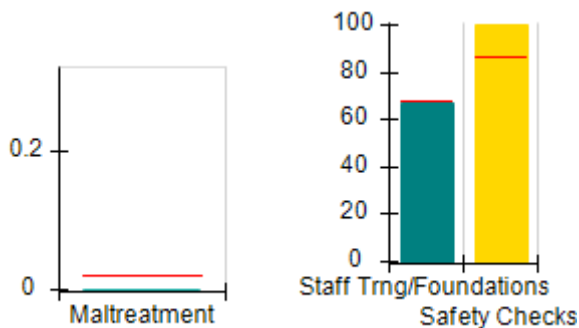
Overall Score (%)



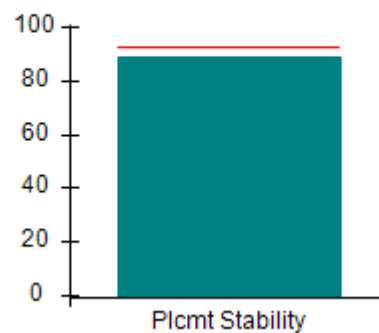
OPM Monitoring Reviews (%)



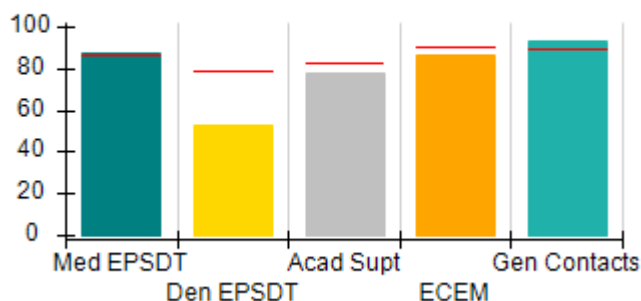
Safety Outcomes (%)




Permanency Outcomes (%)



Well-Being Outcomes (%)



Incentives Earned (Points)





DHS, DFCS, Office of Provider Management
Performance-Based Placement Measures
RBWO Provider GA+SCORECARD - CPA
Report Quarter: Q4 FY2020



| Provider/Program Name: Creative Community Services - (612) - CPA | | | | |
|--|---------------------------------------|---------------------------------|------------------------------------|-------------------------------|
| 1650 Oak Brook Drive, Norcross, GA 30093 | Quarterly Scores (Grades) | | | Current Quarter Score (Grade) |
| Phone: 770-469-6226 | Q1: 88.78 (B+) | Q2: 86.56 (B) | 82.94% (B-) | |
| Vendor ID# 35296 | Q3: 84.72 (B) | Q4: 82.94 (B-) | | |
| # New Foster Homes During Quarter: 0 | # Children in Care During Quarter: 56 | # Placements During Quarter: 62 | # Children in Care On Last Day: 51 | |
| | Avg Performance All CPAs (%) | Provider Performance (%)* | Possible Points (Weight) | Provider Points Earned |
| OPM Monitoring Reviews | | | | |
| Annual Comprehensive Reviews | 82% | 73% | 25 | 18.36 |
| Safety Reviews | 87% | 75% | 15 | 11.25 |
| Monitoring Sub-Total | | | 40 | 29.61 |
| CPA Safety Outcomes | | | | |
| Incidence of Maltreatment | 0.02% | No Substantiated Reports | 10 | 10.00 |
| Staff Training | 67% | 67% | 5 | 3.35 |
| Staff Safety Checks | 86% | 100% | 5 | 5.00 |
| Safety Sub-Total | | | 20 | 18.35 |
| CPA Permanency Outcomes | | | | |
| Placement Stability | 93% | 89% | 15 | 13.35 |
| Permanency Sub-Total | | | 15 | 13.35 |
| CPA Well-Being Outcomes | | | | |
| EPSDT Medical Visits | 86% | 87% | 4 | 3.48 |
| EPSDT Dental Visits | 79% | 53% | 4 | 2.12 |
| Academic Supports | 82% | 78% | 3 | 2.34 |
| Provider ECEM Visits | 90% | 86% | 7 | 6.02 |
| Provider General Contacts | 89% | 93% | 7 | 6.51 |
| Placements with Siblings | 68% | 61% | Not Scored | Not Scored |
| Placements within Legal County | 18% | 0% | Not Scored | Not Scored |
| Well-Being Sub-Total | | | 25 | 20.47 |

*Performance calculation descriptions can be found in the FY 2019 RBWO PBP Measurements and Standards Guide.

| | |
|---|-----------------------------|
| Monitoring & Outcomes: Possible Points = 100 | Points Earned: 81.78 |
| Score Before Incentives Credit | 81.78% |
| Incentives Awarded | 1.16 pts |
| PBP Verification | N/A pts |
| Total Score | 82.94% |



DHS, DFCS, Office of Provider Management
Performance-Based Placement Measures
RBWO Provider GA+SCORECARD - CPA
Report Quarter: Q4 FY2020



Provider/Program Name: Creative Community Services - (612) - CPA

| # New Foster Homes During Quarter: 0 | | # Children in Care During Quarter: 56 | # Placements During Quarter: 62 | # Children in Care On Last Day: 51 |
|---|------------------------------|---------------------------------------|---------------------------------|------------------------------------|
| CPA Incentive Credits | Avg Performance All CPAs (%) | Provider Performance (%)* | Possible Points (Weight) | Provider Points Earned |
| Early EPSDT Medical Visits | | 50% | 2 | 1.00 |
| Early EPSDT Dental Visits | | 8% | 2 | 0.16 |
| Permanency Contacts | | 0% | 5 | 0.00 |
| Additional Academic Supports | | 0% | 2 | 0.00 |
| HS Grad/GED/Prof or Trade Certificate/College | | N/A | 10/5/5/1 | |
| EYSS Agreement | | Not Eligible | 5 | |
| Community Connections | | 0% | 4 | 0.00 |
| Foster Hm Retention Rate (threshold = 90) | | 80% | 2 | 0.00 |
| Foster Hm Recruitment (threshold = 100) | | 50% | 2 | 0.00 |
| Active Agency Accreditation | | 0% | 4 | 0.00 |
| Staff Clinical Licensure | | 0% | 5 | 0.00 |
| Incentives Total | 5.87 | | | 1.16 |
| Maximum total combined incentive credit allowed is 10 points. | | | Incentives Awarded | 1.16 |

*Performance calculation descriptions can be found in the FY 2019 RBWO PBP Measurements and Standards Guide.

Child Protective Services Investigations and Dispositions

The following investigations data, which is not used for scoring but is considered significant to a provider's performance, is from Georgia SHINES and is not considered final or complete until the end of the fiscal year.

| | | |
|-----------------------------------|---|--|
| Total Reports: | 1 | |
| Number Screened In: | 0 | |
| Number Screened Out: | 1 | |
| Number Substantiated: | 0 | |
| Number Unsubstantiated: | 0 | |
| Number Active CPS Investigations: | 0 | |



DHS, DFCS, Office of Provider Management
Performance-Based Placement Measures
RBWO Provider GA+SCORECARD - CPA



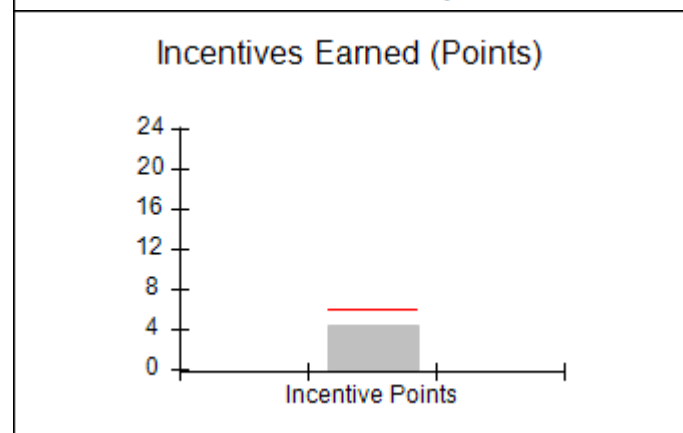
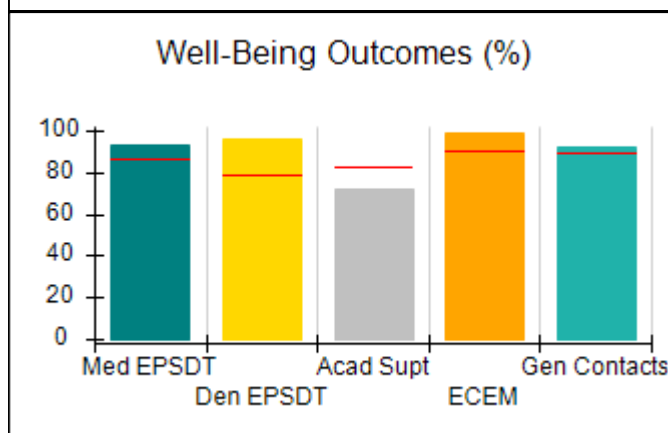
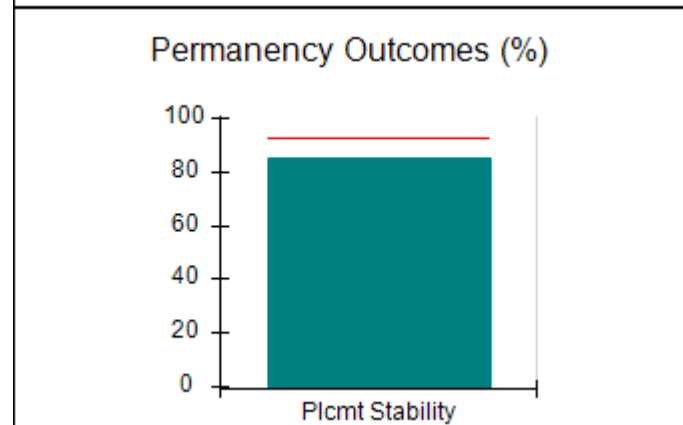
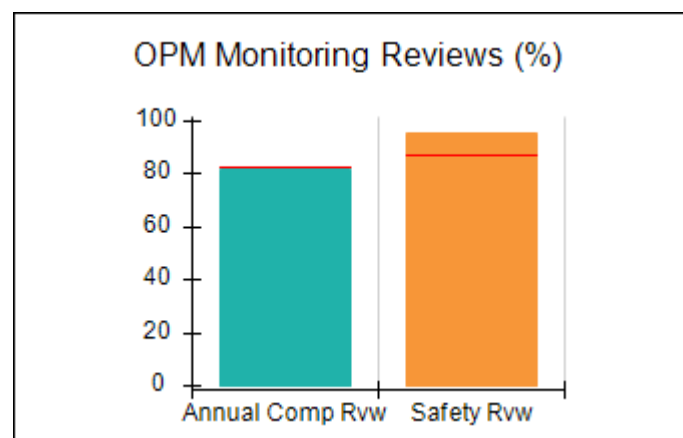
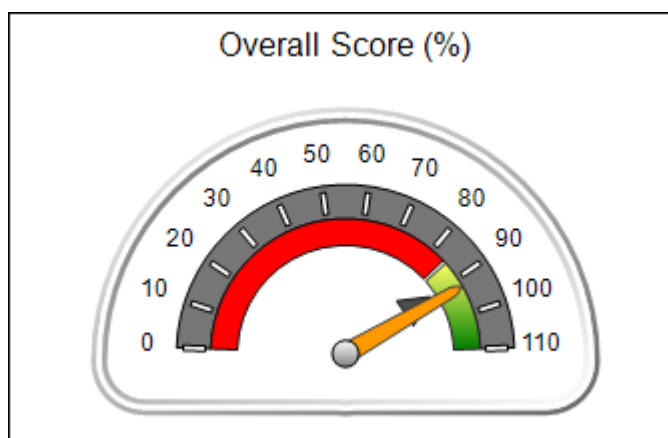
Report Quarter: Q4 FY2020

Provider/Program Name: Devereux GA Treatment Network - Specialty Foster Care (621) - CPA

| 1291 Stanley Rd., Kennesaw, GA 30512 | Quarterly Scores (Grades) | | Current Quarter Score (Grade) |
|--------------------------------------|---------------------------------------|---------------------------------|------------------------------------|
| Phone: 770-738-2618 | Q1: 101.45 (A+) | Q2: 101.83 (A+) | 92.57% (A-) |
| Vendor ID# 35305 | Q3: 97.56 (A+) | Q4: 92.57 (A-) | |
| # New Foster Homes During Quarter: 1 | # Children in Care During Quarter: 61 | # Placements During Quarter: 65 | # Children in Care On Last Day: 46 |

Quarterly Provider Comparisons to All CPAs

▼ — indicates average for all CPAs





DHS, DFCS, Office of Provider Management
Performance-Based Placement Measures
RBWO Provider GA+SCORECARD - CPA



Report Quarter: Q4 FY2020

Provider/Program Name: Devereux GA Treatment Network - Specialty Foster Care (621) - CPA

| | | | | |
|--------------------------------------|------------------------------|---------------------------------------|---------------------------------|------------------------------------|
| 1291 Stanley Rd., Kennesaw, GA 30512 | | Quarterly Scores (Grades) | | Current Quarter Score (Grade) |
| Phone: 770-738-2618 | | Q1: 101.45 (A+) | Q2: 101.83 (A+) | 92.57% (A-) |
| Vendor ID# 35305 | | Q3: 97.56 (A+) | Q4: 92.57 (A-) | |
| # New Foster Homes During Quarter: 1 | | # Children in Care During Quarter: 61 | # Placements During Quarter: 65 | # Children in Care On Last Day: 46 |
| | Avg Performance All CPAs (%) | Provider Performance (%)* | Possible Points (Weight) | Provider Points Earned |
| OPM Monitoring Reviews | | | | |
| Annual Comprehensive Reviews | 82% | 81% | 25 | 20.37 |
| Safety Reviews | 87% | 95% | 15 | 14.25 |
| Monitoring Sub-Total | | | 40 | 34.62 |
| CPA Safety Outcomes | | | | |
| Incidence of Maltreatment | 0.02% | No Substantiated Reports | 10 | 10.00 |
| Staff Training | 67% | 67% | 5 | 3.35 |
| Staff Safety Checks | 86% | 88% | 5 | 4.40 |
| Safety Sub-Total | | | 20 | 17.75 |
| CPA Permanency Outcomes | | | | |
| Placement Stability | 93% | 85% | 15 | 12.75 |
| Permanency Sub-Total | | | 15 | 12.75 |
| CPA Well-Being Outcomes | | | | |
| EPSDT Medical Visits | 86% | 93% | 4 | 3.72 |
| EPSDT Dental Visits | 79% | 96% | 4 | 3.84 |
| Academic Supports | 82% | 72% | 3 | 2.16 |
| Provider ECEM Visits | 90% | 99% | 7 | 6.93 |
| Provider General Contacts | 89% | 92% | 7 | 6.44 |
| Placements with Siblings | 68% | 72% | Not Scored | Not Scored |
| Placements within Legal County | 18% | 25% | Not Scored | Not Scored |
| Well-Being Sub-Total | | | 25 | 23.09 |

*Performance calculation descriptions can be found in the FY 2019 RBWO PBP Measurements and Standards Guide.

| | | | |
|---|--|-----------------------------|-----------------|
| Monitoring & Outcomes: Possible Points = 100 | | Points Earned: 88.21 | |
| Score Before Incentives Credit | | | 88.21% |
| Incentives Awarded | | | 4.36 pts |
| PBP Verification | | | N/A pts |
| Total Score | | | 92.57% |



DHS, DFCS, Office of Provider Management
Performance-Based Placement Measures
RBWO Provider GA+SCORECARD - CPA



Report Quarter: Q4 FY2020

Provider/Program Name: Devereux GA Treatment Network - Specialty Foster Care (621) - CPA

| # New Foster Homes During Quarter: 1 | | # Children in Care During Quarter: 61 | # Placements During Quarter: 65 | # Children in Care On Last Day: 46 |
|---|------------------------------|---------------------------------------|---------------------------------|------------------------------------|
| CPA Incentive Credits | Avg Performance All CPAs (%) | Provider Performance (%)* | Possible Points (Weight) | Provider Points Earned |
| Early EPSDT Medical Visits | | 43% | 2 | 0.86 |
| Early EPSDT Dental Visits | | 75% | 2 | 1.50 |
| Permanency Contacts | | 0% | 5 | 0.00 |
| Additional Academic Supports | | 0% | 2 | 0.00 |
| HS Grad/GED/Prof or Trade Certificate/College | | N/A | 10/5/5/1 | |
| EYSS Agreement | | Not Eligible | 5 | |
| Community Connections | | 0% | 4 | 0.00 |
| Foster Hm Retention Rate (threshold = 90) | | 45% | 2 | 0.00 |
| Foster Hm Recruitment (threshold = 100) | | 50% | 2 | 0.00 |
| Active Agency Accreditation | | 50% | 4 | 2.00 |
| Staff Clinical Licensure | | 0% | 5 | 0.00 |
| Incentives Total | 5.87 | | | 4.36 |
| Maximum total combined incentive credit allowed is 10 points. | | | Incentives Awarded | 4.36 |

*Performance calculation descriptions can be found in the FY 2019 RBWO PBP Measurements and Standards Guide.

Child Protective Services Investigations and Dispositions

The following investigations data, which is not used for scoring but is considered significant to a provider's performance, is from Georgia SHINES and is not considered final or complete until the end of the fiscal year.

| | |
|-----------------------------------|---|
| Total Reports: | 1 |
| Number Screened In: | 0 |
| Number Screened Out: | 1 |
| Number Substantiated: | 0 |
| Number Unsubstantiated: | 0 |
| Number Active CPS Investigations: | 0 |



DHS, DFCS, Office of Provider Management
Performance-Based Placement Measures
RBWO Provider GA+SCORECARD - CPA



Report Quarter: Q4 FY2020

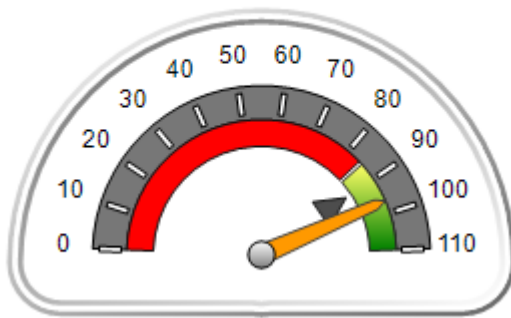
Provider/Program Name: Elks Aidmore Children's Center - Child Placing Agency (5120) - CPA

| 2394 Morrison Road, Conyers, GA 30094 | Quarterly Scores (Grades) | | Current Quarter Score (Grade) |
|---------------------------------------|---------------------------------------|----------------------------------|------------------------------------|
| Phone: 770-483-3535 | Q1: 93.61 (A-) | Q2: 93.28 (A-) | 96.54% (A) |
| Vendor ID# 108643 | Q3: 89.28 (B+) | Q4: 96.54 (A) | |
| # New Foster Homes During Quarter: 1 | # Children in Care During Quarter: 98 | # Placements During Quarter: 109 | # Children in Care On Last Day: 84 |

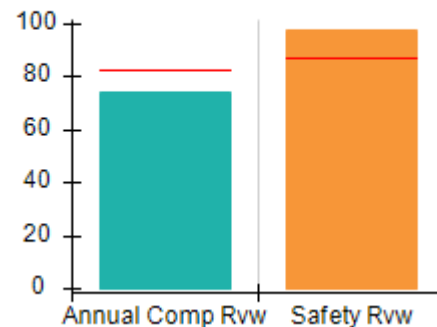
Quarterly Provider Comparisons to All CPAs

▼ — indicates average for all CPAs

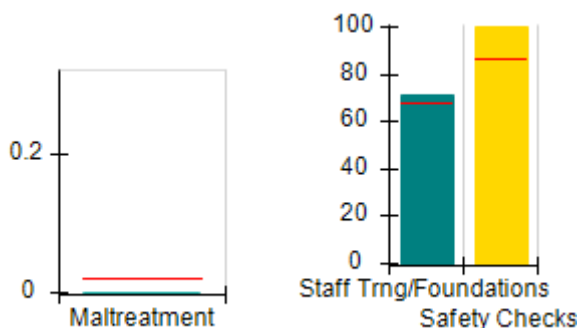
Overall Score (%)



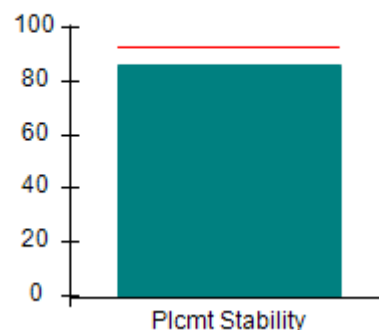
OPM Monitoring Reviews (%)



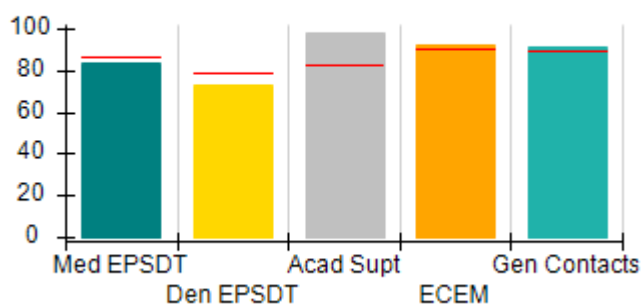
Safety Outcomes (%)



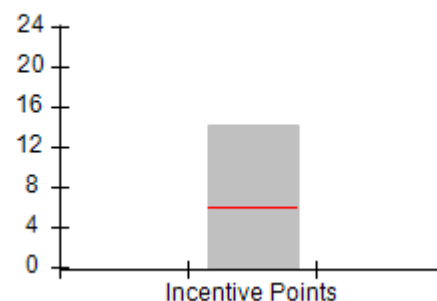
Permanency Outcomes (%)



Well-Being Outcomes (%)



Incentives Earned (Points)





DHS, DFCS, Office of Provider Management
Performance-Based Placement Measures
RBWO Provider GA+SCORECARD - CPA



Report Quarter: Q4 FY2020

Provider/Program Name: Elks Aidmore Children's Center - Child Placing Agency (5120) - CPA

| | | | |
|---------------------------------------|---------------------------|----------------|-------------------------------|
| 2394 Morrison Road, Conyers, GA 30094 | Quarterly Scores (Grades) | | Current Quarter Score (Grade) |
| Phone: 770-483-3535 | Q1: 93.61 (A-) | Q2: 93.28 (A-) | 96.54% (A) |
| Vendor ID# 108643 | Q3: 89.28 (B+) | Q4: 96.54 (A) | |

| | | | |
|--------------------------------------|---------------------------------------|----------------------------------|------------------------------------|
| # New Foster Homes During Quarter: 1 | # Children in Care During Quarter: 98 | # Placements During Quarter: 109 | # Children in Care On Last Day: 84 |
|--------------------------------------|---------------------------------------|----------------------------------|------------------------------------|

| | | | | |
|--|------------------------------|---------------------------|--------------------------|------------------------|
| | Avg Performance All CPAs (%) | Provider Performance (%)* | Possible Points (Weight) | Provider Points Earned |
|--|------------------------------|---------------------------|--------------------------|------------------------|

OPM Monitoring Reviews

| | | | | |
|------------------------------|-----|-----|-----------|--------------|
| Annual Comprehensive Reviews | 82% | 74% | 25 | 18.47 |
| Safety Reviews | 87% | 98% | 15 | 14.63 |
| Monitoring Sub-Total | | | 40 | 33.10 |

CPA Safety Outcomes

| | | | | |
|---------------------------|-------|--------------------------|-----------|--------------|
| Incidence of Maltreatment | 0.02% | No Substantiated Reports | 10 | 10.00 |
| Staff Training | 67% | 71% | 5 | 3.55 |
| Staff Safety Checks | 86% | 100% | 5 | 5.00 |
| Safety Sub-Total | | | 20 | 18.55 |

CPA Permanency Outcomes

| | | | | |
|-----------------------------|-----|-----|-----------|--------------|
| Placement Stability | 93% | 86% | 15 | 12.90 |
| Permanency Sub-Total | | | 15 | 12.90 |

CPA Well-Being Outcomes

| | | | | |
|--------------------------------|-----|-----|------------|--------------|
| EPSDT Medical Visits | 86% | 83% | 4 | 3.32 |
| EPSDT Dental Visits | 79% | 73% | 4 | 2.92 |
| Academic Supports | 82% | 98% | 3 | 2.94 |
| Provider ECEM Visits | 90% | 92% | 7 | 6.44 |
| Provider General Contacts | 89% | 91% | 7 | 6.37 |
| Placements with Siblings | 68% | 49% | Not Scored | Not Scored |
| Placements within Legal County | 18% | 10% | Not Scored | Not Scored |
| Well-Being Sub-Total | | | 25 | 21.99 |

*Performance calculation descriptions can be found in the FY 2019 RBWO PBP Measurements and Standards Guide.

| | |
|---|-----------------------------|
| Monitoring & Outcomes: Possible Points = 100 | Points Earned: 86.54 |
| Score Before Incentives Credit | 86.54% |
| Incentives Awarded | 10.00 pts |
| PBP Verification | N/A pts |
| Total Score | 96.54% |



DHS, DFCS, Office of Provider Management
Performance-Based Placement Measures
RBWO Provider GA+SCORECARD - CPA



Report Quarter: Q4 FY2020

Provider/Program Name: Elks Aidmore Children's Center - Child Placing Agency (5120) - CPA

| # New Foster Homes During Quarter: 1 | | # Children in Care During Quarter: 98 | # Placements During Quarter: 109 | # Children in Care On Last Day: 84 |
|---|------------------------------|---------------------------------------|----------------------------------|------------------------------------|
| CPA Incentive Credits | Avg Performance All CPAs (%) | Provider Performance (%)* | Possible Points (Weight) | Provider Points Earned |
| Early EPSDT Medical Visits | | 33% | 2 | 0.66 |
| Early EPSDT Dental Visits | | 33% | 2 | 0.66 |
| Permanency Contacts | | 0% | 5 | 0.00 |
| Additional Academic Supports | | 21% | 2 | 0.42 |
| HS Grad/GED/Prof or Trade Certificate/College | | N/A | 10/5/5/1 | 10.00 |
| EYSS Agreement | | Not Eligible | 5 | |
| Community Connections | | 0% | 4 | 0.00 |
| Foster Hm Retention Rate (threshold = 90) | | 84% | 2 | 0.00 |
| Foster Hm Recruitment (threshold = 100) | | 25% | 2 | 0.00 |
| Active Agency Accreditation | | 50% | 4 | 2.00 |
| Staff Clinical Licensure | | 10% | 5 | 0.50 |
| Incentives Total | 5.87 | | | 14.24 |
| Maximum total combined incentive credit allowed is 10 points. | | | Incentives Awarded | 10.00 |

*Performance calculation descriptions can be found in the FY 2019 RBWO PBP Measurements and Standards Guide.

Child Protective Services Investigations and Dispositions

The following investigations data, which is not used for scoring but is considered significant to a provider's performance, is from Georgia SHINES and is not considered final or complete until the end of the fiscal year.

| | |
|-----------------------------------|---|
| Total Reports: | 1 |
| Number Screened In: | 1 |
| Number Screened Out: | 0 |
| Number Substantiated: | 0 |
| Number Unsubstantiated: | 0 |
| Number Active CPS Investigations: | 1 |

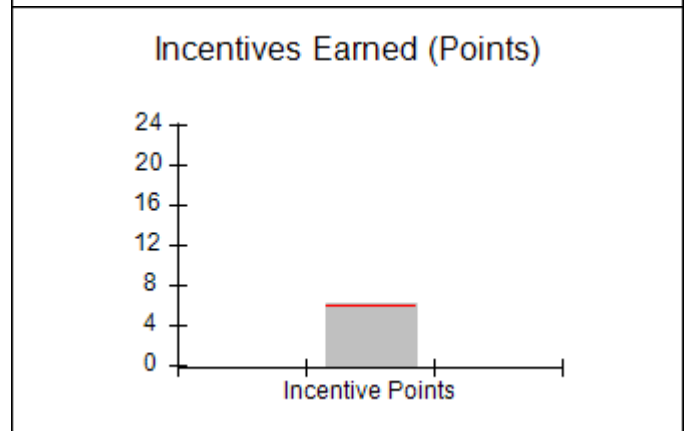
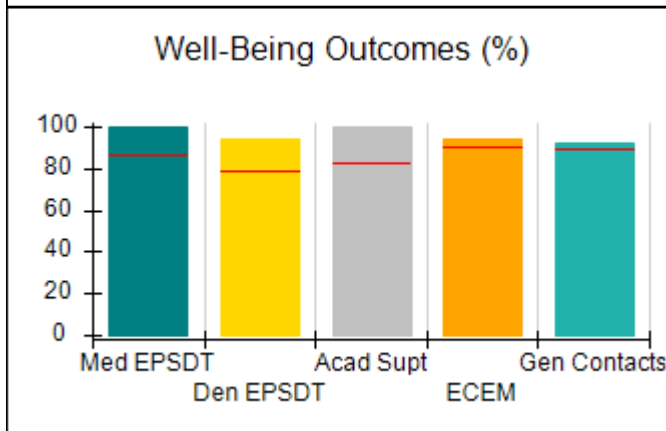
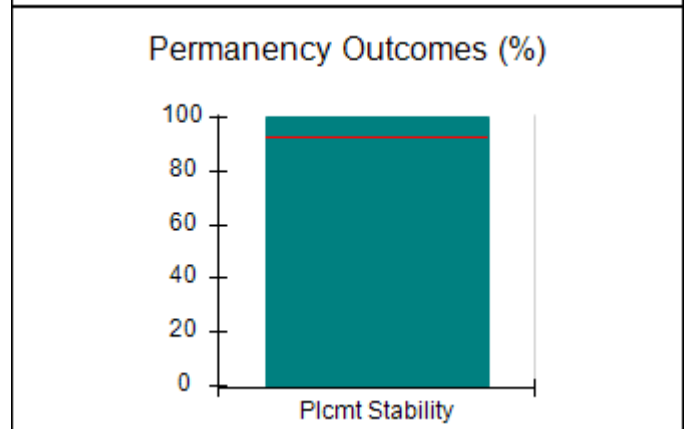
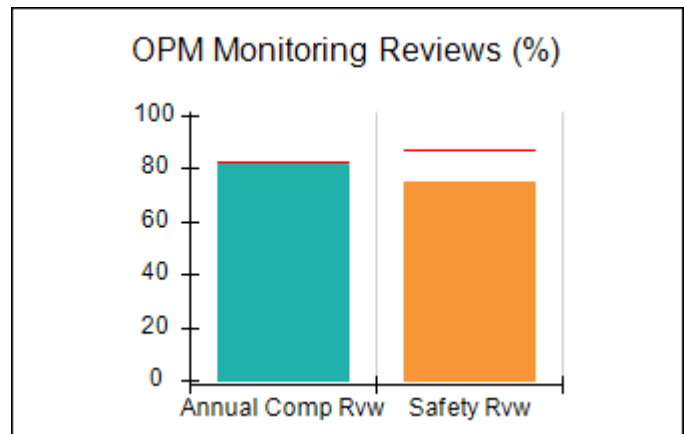
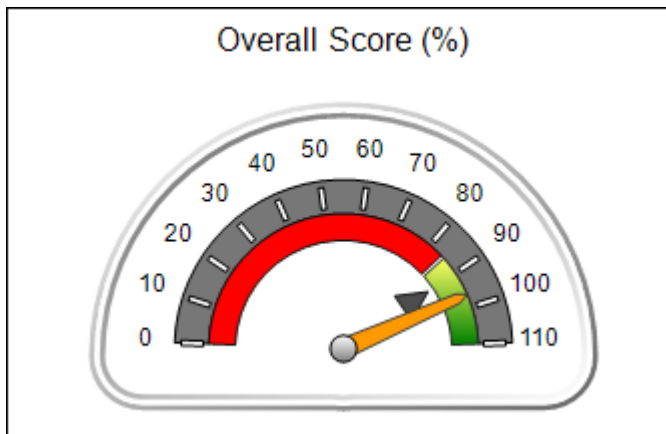


DHS, DFCS, Office of Provider Management
Performance-Based Placement Measures
RBWO Provider GA+SCORECARD - CPA
Report Quarter: Q4 FY2020



| | | | |
|--|---------------------------------------|---------------------------------|--------------------------------------|
| Provider/Program Name: Elks Aidmore Children's Center - Dalton (5311) - CPA | | | |
| 105 North Pentz Street, Dalton, GA 30720 | Quarterly Scores (Grades) | | Current Quarter Score (Grade) |
| Phone: 770-483-3535 | Q1: 93.56 (A-) | Q2: 93.87 (A-) | 96.50% (A) |
| Vendor ID# 4574 | Q3: 92.45 (A-) | Q4: 96.50 (A) | |
| # New Foster Homes During Quarter: 1 | # Children in Care During Quarter: 16 | # Placements During Quarter: 16 | # Children in Care On Last Day: 16 |
| Quarterly Provider Comparisons to All CPAs | | | |

▼ — indicates average for all CPAs





DHS, DFCS, Office of Provider Management
Performance-Based Placement Measures
RBWO Provider GA+SCORECARD - CPA
 Report Quarter: Q4 FY2020



Provider/Program Name: Elks Aidmore Children's Center - Dalton (5311) - CPA

| | | | |
|--|---------------------------|----------------|-------------------------------|
| 105 North Pentz Street, Dalton, GA 30720 | Quarterly Scores (Grades) | | Current Quarter Score (Grade) |
| Phone: 770-483-3535 | Q1: 93.56 (A-) | Q2: 93.87 (A-) | 96.50% (A) |
| Vendor ID# 4574 | Q3: 92.45 (A-) | Q4: 96.50 (A) | |

| | | | |
|--------------------------------------|---------------------------------------|---------------------------------|------------------------------------|
| # New Foster Homes During Quarter: 1 | # Children in Care During Quarter: 16 | # Placements During Quarter: 16 | # Children in Care On Last Day: 16 |
|--------------------------------------|---------------------------------------|---------------------------------|------------------------------------|

| | Avg Performance All CPAs (%) | Provider Performance (%)* | Possible Points (Weight) | Provider Points Earned |
|--|------------------------------|---------------------------|--------------------------|------------------------|
|--|------------------------------|---------------------------|--------------------------|------------------------|

OPM Monitoring Reviews

| | | | | |
|------------------------------|-----|-----|-----------|--------------|
| Annual Comprehensive Reviews | 82% | 81% | 25 | 20.35 |
| Safety Reviews | 87% | 75% | 15 | 11.25 |
| Monitoring Sub-Total | | | 40 | 31.60 |

CPA Safety Outcomes

| | | | | |
|---------------------------|-------|--------------------------|-----------|--------------|
| Incidence of Maltreatment | 0.02% | No Substantiated Reports | 10 | 10.00 |
| Staff Training | 67% | 100% | 5 | 5.00 |
| Staff Safety Checks | 86% | 100% | 5 | 5.00 |
| Safety Sub-Total | | | 20 | 20.00 |

CPA Permanency Outcomes

| | | | | |
|-----------------------------|-----|------|-----------|--------------|
| Placement Stability | 93% | 100% | 15 | 15.00 |
| Permanency Sub-Total | | | 15 | 15.00 |

CPA Well-Being Outcomes

| | | | | |
|--------------------------------|-----|------|------------|--------------|
| EPSDT Medical Visits | 86% | 100% | 4 | 4.00 |
| EPSDT Dental Visits | 79% | 94% | 4 | 3.76 |
| Academic Supports | 82% | 100% | 3 | 3.00 |
| Provider ECEM Visits | 90% | 94% | 7 | 6.58 |
| Provider General Contacts | 89% | 92% | 7 | 6.44 |
| Placements with Siblings | 68% | 50% | Not Scored | Not Scored |
| Placements within Legal County | 18% | 0% | Not Scored | Not Scored |
| Well-Being Sub-Total | | | 25 | 23.78 |

*Performance calculation descriptions can be found in the FY 2019 RBWO PBP Measurements and Standards Guide.

| | |
|---|-----------------------------|
| Monitoring & Outcomes: Possible Points = 100 | Points Earned: 90.38 |
| Score Before Incentives Credit | 90.38% |
| Incentives Awarded | 6.12 pts |
| PBP Verification | N/A pts |
| Total Score | 96.50% |



DHS, DFCS, Office of Provider Management
Performance-Based Placement Measures
RBWO Provider GA+SCORECARD - CPA
Report Quarter: Q4 FY2020



Provider/Program Name: Elks Aidmore Children's Center - Dalton (5311) - CPA

| # New Foster Homes During Quarter: 1 | | # Children in Care During Quarter: 16 | # Placements During Quarter: 16 | # Children in Care On Last Day: 16 |
|---|------------------------------|---------------------------------------|---------------------------------|------------------------------------|
| CPA Incentive Credits | Avg Performance All CPAs (%) | Provider Performance (%)* | Possible Points (Weight) | Provider Points Earned |
| Early EPSDT Medical Visits | | 100% | 2 | 2.00 |
| Early EPSDT Dental Visits | | 78% | 2 | 1.56 |
| Permanency Contacts | | 0% | 5 | 0.00 |
| Additional Academic Supports | | 3% | 2 | 0.06 |
| HS Grad/GED/Prof or Trade Certificate/College | | N/A | 10/5/5/1 | |
| EYSS Agreement | | Not Eligible | 5 | |
| Community Connections | | 0% | 4 | 0.00 |
| Foster Hm Retention Rate (threshold = 90) | | 40% | 2 | 0.00 |
| Foster Hm Recruitment (threshold = 100) | | 0% | 2 | 0.00 |
| Active Agency Accreditation | | 50% | 4 | 2.00 |
| Staff Clinical Licensure | | 10% | 5 | 0.50 |
| Incentives Total | 5.87 | | | 6.12 |
| Maximum total combined incentive credit allowed is 10 points. | | | Incentives Awarded | 6.12 |

*Performance calculation descriptions can be found in the FY 2019 RBWO PBP Measurements and Standards Guide.

Child Protective Services Investigations and Dispositions

The following investigations data, which is not used for scoring but is considered significant to a provider's performance, is from Georgia SHINES and is not considered final or complete until the end of the fiscal year.

| | |
|-----------------------------------|---|
| Total Reports: | 0 |
| Number Screened In: | 0 |
| Number Screened Out: | 0 |
| Number Substantiated: | 0 |
| Number Unsubstantiated: | 0 |
| Number Active CPS Investigations: | 0 |



DHS, DFCS, Office of Provider Management

Performance-Based Placement Measures

RBWO Provider GA+SCORECARD - CPA



Report Quarter: Q4 FY2020

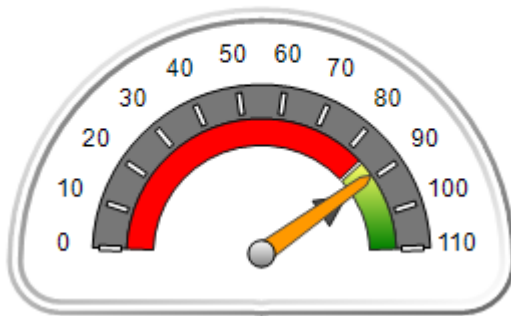
Provider/Program Name: Elks Aidmore Children's Center - Savannah (5231) - CPA

| 132 Stephenson Avenue, Savannah, GA 31405 | Quarterly Scores (Grades) | | Current Quarter Score (Grade) |
|---|---------------------------------------|---------------------------------|-----------------------------------|
| Phone: 912-200-3685 | Q1: 97.90 (A+) | Q2: 96.03 (A) | 89.13% (B+) |
| Vendor ID# 143218 | Q3: 83.49 (B-) | Q4: 89.13 (B+) | |
| # New Foster Homes During Quarter: 0 | # Children in Care During Quarter: 14 | # Placements During Quarter: 14 | # Children in Care On Last Day: 6 |

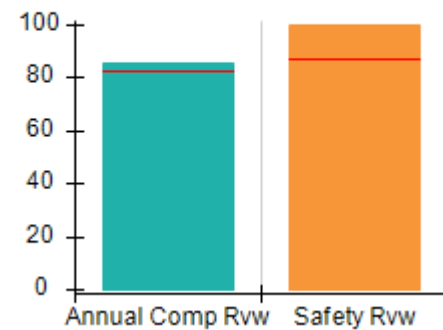
Quarterly Provider Comparisons to All CPAs

▼ — indicates average for all CPAs

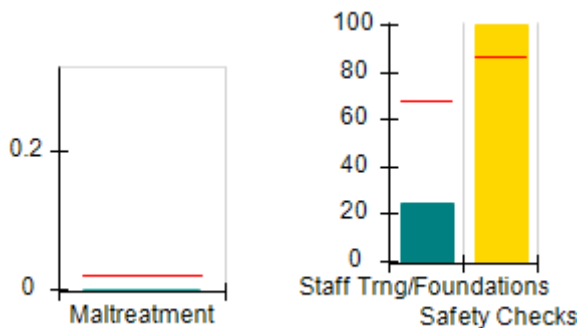
Overall Score (%)



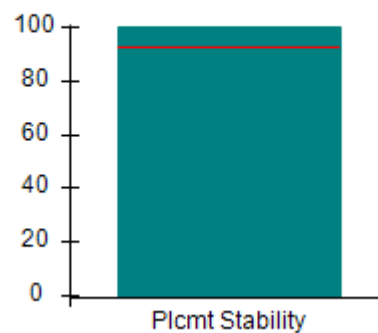
OPM Monitoring Reviews (%)



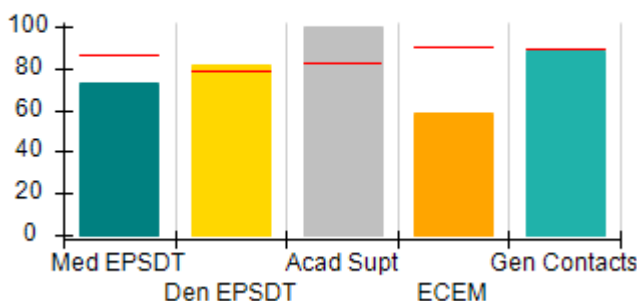
Safety Outcomes (%)



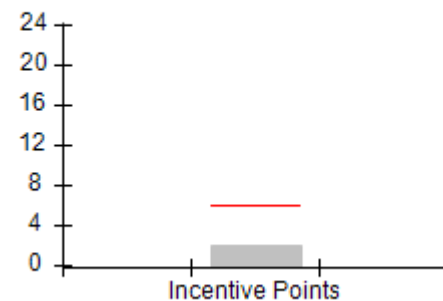
Permanency Outcomes (%)



Well-Being Outcomes (%)



Incentives Earned (Points)





DHS, DFCS, Office of Provider Management
Performance-Based Placement Measures
RBWO Provider GA+SCORECARD - CPA
 Report Quarter: Q4 FY2020



Provider/Program Name: Elks Aidmore Children's Center - Savannah (5231) - CPA

| | | | |
|---|---------------------------|----------------|-------------------------------|
| 132 Stephenson Avenue, Savannah, GA 31405 | Quarterly Scores (Grades) | | Current Quarter Score (Grade) |
| Phone: 912-200-3685 | Q1: 97.90 (A+) | Q2: 96.03 (A) | 89.13% (B+) |
| Vendor ID# 143218 | Q3: 83.49 (B-) | Q4: 89.13 (B+) | |

| | | | |
|--------------------------------------|---------------------------------------|---------------------------------|-----------------------------------|
| # New Foster Homes During Quarter: 0 | # Children in Care During Quarter: 14 | # Placements During Quarter: 14 | # Children in Care On Last Day: 6 |
|--------------------------------------|---------------------------------------|---------------------------------|-----------------------------------|

| | Avg Performance All CPAs (%) | Provider Performance (%)* | Possible Points (Weight) | Provider Points Earned |
|--|------------------------------|---------------------------|--------------------------|------------------------|
|--|------------------------------|---------------------------|--------------------------|------------------------|

OPM Monitoring Reviews

| | | | | |
|------------------------------|-----|------|-----------|--------------|
| Annual Comprehensive Reviews | 82% | 86% | 25 | 21.39 |
| Safety Reviews | 87% | 100% | 15 | 15.00 |
| Monitoring Sub-Total | | | 40 | 36.39 |

CPA Safety Outcomes

| | | | | |
|---------------------------|-------|--------------------------|-----------|--------------|
| Incidence of Maltreatment | 0.02% | No Substantiated Reports | 10 | 10.00 |
| Staff Training | 67% | 25% | 5 | 1.25 |
| Staff Safety Checks | 86% | 100% | 5 | 5.00 |
| Safety Sub-Total | | | 20 | 16.25 |

CPA Permanency Outcomes

| | | | | |
|-----------------------------|-----|------|-----------|--------------|
| Placement Stability | 93% | 100% | 15 | 15.00 |
| Permanency Sub-Total | | | 15 | 15.00 |

CPA Well-Being Outcomes

| | | | | |
|--------------------------------|-----|------|------------|--------------|
| EPSDT Medical Visits | 86% | 73% | 4 | 2.92 |
| EPSDT Dental Visits | 79% | 82% | 4 | 3.28 |
| Academic Supports | 82% | 100% | 3 | 3.00 |
| Provider ECEM Visits | 90% | 59% | 7 | 4.13 |
| Provider General Contacts | 89% | 88% | 7 | 6.16 |
| Placements with Siblings | 68% | 56% | Not Scored | Not Scored |
| Placements within Legal County | 18% | 0% | Not Scored | Not Scored |
| Well-Being Sub-Total | | | 25 | 19.49 |

*Performance calculation descriptions can be found in the FY 2019 RBWO PBP Measurements and Standards Guide.

| | |
|---|-----------------------------|
| Monitoring & Outcomes: Possible Points = 100 | Points Earned: 87.13 |
| Score Before Incentives Credit | 87.13% |
| Incentives Awarded | 2.00 pts |
| PBP Verification | N/A pts |
| Total Score | 89.13% |



DHS, DFCS, Office of Provider Management
Performance-Based Placement Measures
RBWO Provider GA+SCORECARD - CPA
Report Quarter: Q4 FY2020



Provider/Program Name: Elks Aidmore Children's Center - Savannah (5231) - CPA

| # New Foster Homes During Quarter: 0 | | # Children in Care During Quarter: 14 | # Placements During Quarter: 14 | # Children in Care On Last Day: 6 |
|---|------------------------------|---------------------------------------|---------------------------------|-----------------------------------|
| CPA Incentive Credits | Avg Performance All CPAs (%) | Provider Performance (%)* | Possible Points (Weight) | Provider Points Earned |
| Early EPSDT Medical Visits | | 0% | 2 | 0.00 |
| Early EPSDT Dental Visits | | 0% | 2 | 0.00 |
| Permanency Contacts | | 0% | 5 | 0.00 |
| Additional Academic Supports | | 0% | 2 | 0.00 |
| HS Grad/GED/Prof or Trade Certificate/College | | N/A | 10/5/5/1 | |
| EYSS Agreement | | Not Eligible | 5 | |
| Community Connections | | 0% | 4 | 0.00 |
| Foster Hm Retention Rate (threshold = 90) | | 100% | 2 | 2.00 |
| Foster Hm Recruitment (threshold = 100) | | 0% | 2 | 0.00 |
| Active Agency Accreditation | | 0% | 4 | 0.00 |
| Staff Clinical Licensure | | 0% | 5 | 0.00 |
| Incentives Total | 5.87 | | | 2.00 |
| Maximum total combined incentive credit allowed is 10 points. | | | Incentives Awarded | 2.00 |

*Performance calculation descriptions can be found in the FY 2019 RBWO PBP Measurements and Standards Guide.

Child Protective Services Investigations and Dispositions

The following investigations data, which is not used for scoring but is considered significant to a provider's performance, is from Georgia SHINES and is not considered final or complete until the end of the fiscal year.

| | |
|-----------------------------------|---|
| Total Reports: | 0 |
| Number Screened In: | 0 |
| Number Screened Out: | 0 |
| Number Substantiated: | 0 |
| Number Unsubstantiated: | 0 |
| Number Active CPS Investigations: | 0 |



DHS, DFCS, Office of Provider Management

Performance-Based Placement Measures

RBWO Provider GA+SCORECARD - CPA



Report Quarter: Q4 FY2020

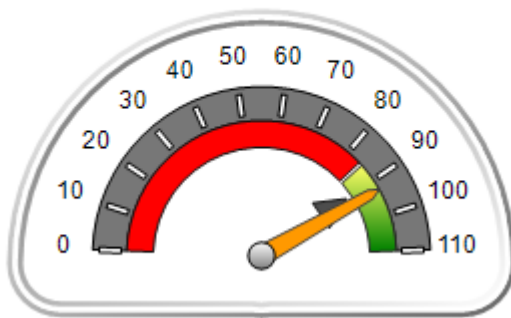
Provider/Program Name: Elks Aidmore Children's Center - Valdosta (5179) - CPA

| 3312A N. Oak Street Extension , Valdosta, GA 31602 | Quarterly Scores (Grades) | | Current Quarter Score (Grade) |
|--|---------------------------------------|---------------------------------|------------------------------------|
| Phone: 229-244-3020 | Q1: 88.46 (B+) | Q2: 95.78 (A) | 92.95% (A-) |
| Vendor ID# 33264 | Q3: 83.43 (B-) | Q4: 92.95 (A-) | |
| # New Foster Homes During Quarter: 1 | # Children in Care During Quarter: 30 | # Placements During Quarter: 31 | # Children in Care On Last Day: 26 |

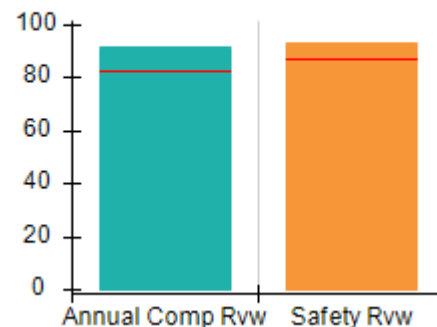
Quarterly Provider Comparisons to All CPAs

▼ — indicates average for all CPAs

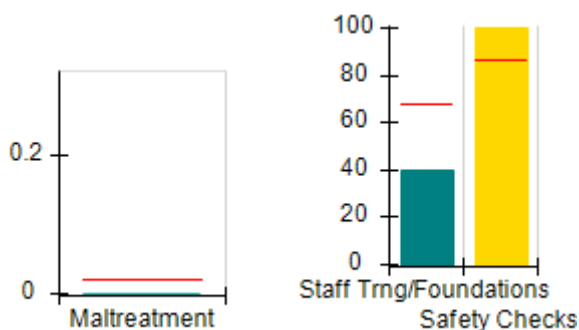
Overall Score (%)



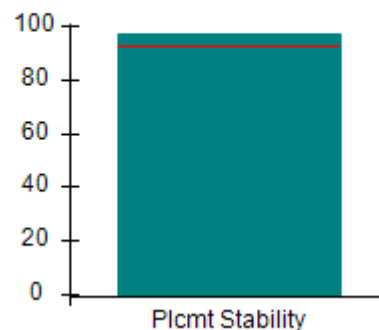
OPM Monitoring Reviews (%)



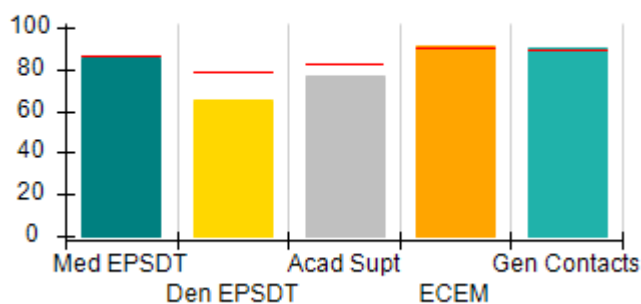
Safety Outcomes (%)



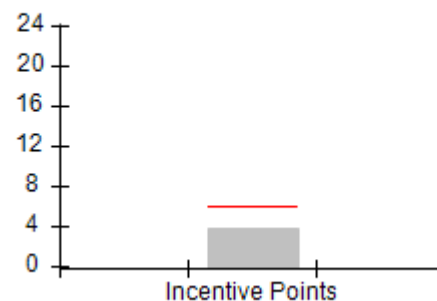
Permanency Outcomes (%)



Well-Being Outcomes (%)



Incentives Earned (Points)





DHS, DFCS, Office of Provider Management
Performance-Based Placement Measures
RBWO Provider GA+SCORECARD - CPA
 Report Quarter: Q4 FY2020



| | | | | |
|--|------------------------------|---------------------------------------|---------------------------------|------------------------------------|
| Provider/Program Name: Elks Aidmore Children's Center - Valdosta (5179) - CPA | | | | |
| 3312A N. Oak Street Extension , Valdosta, GA 31602 | | Quarterly Scores (Grades) | | Current Quarter Score (Grade) |
| Phone: 229-244-3020 | | Q1: 88.46 (B+) | Q2: 95.78 (A) | 92.95% (A-) |
| Vendor ID# 33264 | | Q3: 83.43 (B-) | Q4: 92.95 (A-) | |
| # New Foster Homes During Quarter: 1 | | # Children in Care During Quarter: 30 | # Placements During Quarter: 31 | # Children in Care On Last Day: 26 |
| | Avg Performance All CPAs (%) | Provider Performance (%)* | Possible Points (Weight) | Provider Points Earned |
| OPM Monitoring Reviews | | | | |
| Annual Comprehensive Reviews | 82% | 92% | 25 | 22.88 |
| Safety Reviews | 87% | 93% | 15 | 13.88 |
| Monitoring Sub-Total | | | 40 | 36.76 |
| CPA Safety Outcomes | | | | |
| Incidence of Maltreatment | 0.02% | No Substantiated Reports | 10 | 10.00 |
| Staff Training | 67% | 40% | 5 | 2.00 |
| Staff Safety Checks | 86% | 100% | 5 | 5.00 |
| Safety Sub-Total | | | 20 | 17.00 |
| CPA Permanency Outcomes | | | | |
| Placement Stability | 93% | 97% | 15 | 14.55 |
| Permanency Sub-Total | | | 15 | 14.55 |
| CPA Well-Being Outcomes | | | | |
| EPSDT Medical Visits | 86% | 85% | 4 | 3.40 |
| EPSDT Dental Visits | 79% | 65% | 4 | 2.60 |
| Academic Supports | 82% | 77% | 3 | 2.31 |
| Provider ECEM Visits | 90% | 91% | 7 | 6.37 |
| Provider General Contacts | 89% | 90% | 7 | 6.30 |
| Placements with Siblings | 68% | 58% | Not Scored | Not Scored |
| Placements within Legal County | 18% | 0% | Not Scored | Not Scored |
| Well-Being Sub-Total | | | 25 | 20.98 |

*Performance calculation descriptions can be found in the FY 2019 RBWO PBP Measurements and Standards Guide.

| | | | |
|---|--|-----------------------------|-----------------|
| Monitoring & Outcomes: Possible Points = 100 | | Points Earned: 89.29 | |
| Score Before Incentives Credit | | | 89.29% |
| Incentives Awarded | | | 3.66 pts |
| PBP Verification | | | N/A pts |
| Total Score | | | 92.95% |



DHS, DFCS, Office of Provider Management
Performance-Based Placement Measures
RBWO Provider GA+SCORECARD - CPA
Report Quarter: Q4 FY2020



Provider/Program Name: Elks Aidmore Children's Center - Valdosta (5179) - CPA

| # New Foster Homes During Quarter: 1 | | # Children in Care During Quarter: 30 | # Placements During Quarter: 31 | # Children in Care On Last Day: 26 |
|---|------------------------------|---------------------------------------|---------------------------------|------------------------------------|
| CPA Incentive Credits | Avg Performance All CPAs (%) | Provider Performance (%)* | Possible Points (Weight) | Provider Points Earned |
| Early EPSDT Medical Visits | | 0% | 2 | 0.00 |
| Early EPSDT Dental Visits | | 9% | 2 | 0.18 |
| Permanency Contacts | | 0% | 5 | 0.00 |
| Additional Academic Supports | | 74% | 2 | 1.48 |
| HS Grad/GED/Prof or Trade Certificate/College | | N/A | 10/5/5/1 | |
| EYSS Agreement | | Not Eligible | 5 | |
| Community Connections | | 0% | 4 | 0.00 |
| Foster Hm Retention Rate (threshold = 90) | | 100% | 2 | 2.00 |
| Foster Hm Recruitment (threshold = 100) | | 50% | 2 | 0.00 |
| Active Agency Accreditation | | 0% | 4 | 0.00 |
| Staff Clinical Licensure | | 0% | 5 | 0.00 |
| Incentives Total | 5.87 | | | 3.66 |
| Maximum total combined incentive credit allowed is 10 points. | | | Incentives Awarded | 3.66 |

*Performance calculation descriptions can be found in the FY 2019 RBWO PBP Measurements and Standards Guide.

Child Protective Services Investigations and Dispositions

The following investigations data, which is not used for scoring but is considered significant to a provider's performance, is from Georgia SHINES and is not considered final or complete until the end of the fiscal year.

| | |
|-----------------------------------|---|
| Total Reports: | 0 |
| Number Screened In: | 0 |
| Number Screened Out: | 0 |
| Number Substantiated: | 0 |
| Number Unsubstantiated: | 0 |
| Number Active CPS Investigations: | 0 |



DHS, DFCS, Office of Provider Management
Performance-Based Placement Measures
RBWO Provider GA+SCORECARD - CPA
Report Quarter: Q4 FY2020



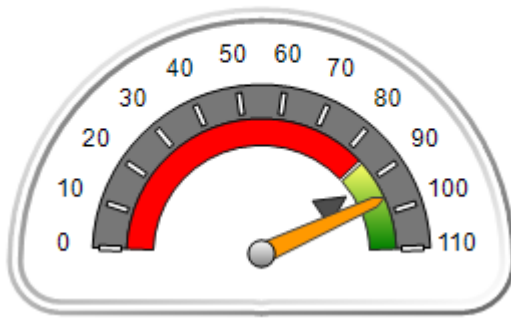
Provider/Program Name: ENA, Inc., dba NECCO (formerly GA SAFE) - Albany (672) - CPA

| 2516 Dawson Rd., Albany, GA 31707 | Quarterly Scores (Grades) | | Current Quarter Score (Grade) |
|--------------------------------------|---------------------------------------|---------------------------------|------------------------------------|
| Phone: 229-889-8884 | Q1: 101.16 (A+) | Q2: 99.11 (A+) | 96.00% (A) |
| Vendor ID# 84512 | Q3: 97.77 (A+) | Q4: 96.00 (A) | |
| # New Foster Homes During Quarter: 0 | # Children in Care During Quarter: 97 | # Placements During Quarter: 98 | # Children in Care On Last Day: 90 |

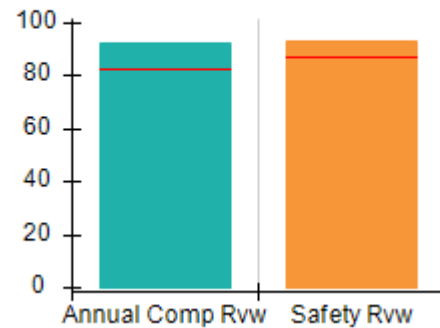
Quarterly Provider Comparisons to All CPAs

▼ — indicates average for all CPAs

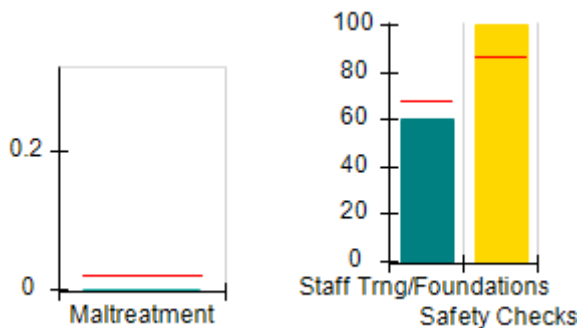
Overall Score (%)



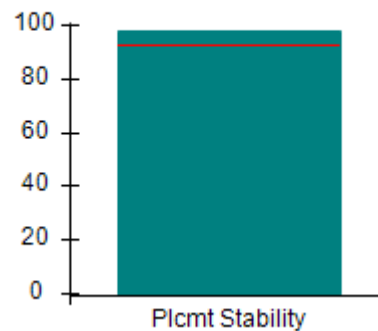
OPM Monitoring Reviews (%)



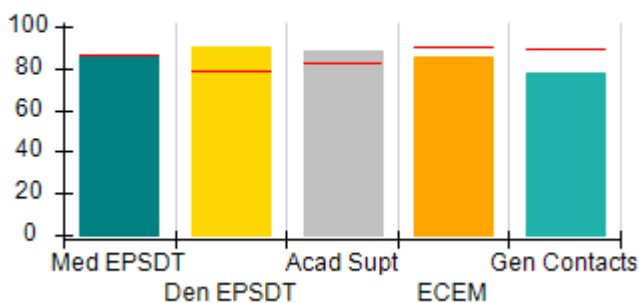
Safety Outcomes (%)



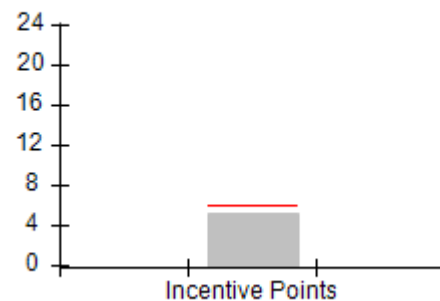
Permanency Outcomes (%)



Well-Being Outcomes (%)



Incentives Earned (Points)





DHS, DFCS, Office of Provider Management
Performance-Based Placement Measures
RBWO Provider GA+SCORECARD - CPA



Report Quarter: Q4 FY2020

Provider/Program Name: ENA, Inc., dba NECCO (formerly GA SAFE) - Albany (672) - CPA

| | | | |
|--|----------------------------------|-----------------------|--------------------------------------|
| 2516 Dawson Rd., Albany, GA 31707 | Quarterly Scores (Grades) | | Current Quarter Score (Grade) |
| Phone: 229-889-8884 | Q1: 101.16 (A+) | Q2: 99.11 (A+) | 96.00% (A) |
| Vendor ID# 84512 | Q3: 97.77 (A+) | Q4: 96.00 (A) | |

| | | | |
|--------------------------------------|---------------------------------------|---------------------------------|------------------------------------|
| # New Foster Homes During Quarter: 0 | # Children in Care During Quarter: 97 | # Placements During Quarter: 98 | # Children in Care On Last Day: 90 |
|--------------------------------------|---------------------------------------|---------------------------------|------------------------------------|

| | Avg Performance All CPAs (%) | Provider Performance (%)* | Possible Points (Weight) | Provider Points Earned |
|--|-------------------------------------|----------------------------------|---------------------------------|-------------------------------|
|--|-------------------------------------|----------------------------------|---------------------------------|-------------------------------|

OPM Monitoring Reviews

| | | | | |
|------------------------------|-----|-----|-----------|--------------|
| Annual Comprehensive Reviews | 82% | 92% | 25 | 23.04 |
| Safety Reviews | 87% | 93% | 15 | 13.99 |
| Monitoring Sub-Total | | | 40 | 37.03 |

CPA Safety Outcomes

| | | | | |
|---------------------------|-------|--------------------------|-----------|--------------|
| Incidence of Maltreatment | 0.02% | No Substantiated Reports | 10 | 10.00 |
| Staff Training | 67% | 60% | 5 | 3.00 |
| Staff Safety Checks | 86% | 100% | 5 | 5.00 |
| Safety Sub-Total | | | 20 | 18.00 |

CPA Permanency Outcomes

| | | | | |
|-----------------------------|-----|-----|-----------|--------------|
| Placement Stability | 93% | 98% | 15 | 14.70 |
| Permanency Sub-Total | | | 15 | 14.70 |

CPA Well-Being Outcomes

| | | | | |
|--------------------------------|-----|-----|------------|--------------|
| EPSDT Medical Visits | 86% | 86% | 4 | 3.44 |
| EPSDT Dental Visits | 79% | 90% | 4 | 3.60 |
| Academic Supports | 82% | 88% | 3 | 2.64 |
| Provider ECEM Visits | 90% | 85% | 7 | 5.95 |
| Provider General Contacts | 89% | 78% | 7 | 5.46 |
| Placements with Siblings | 68% | 50% | Not Scored | Not Scored |
| Placements within Legal County | 18% | 0% | Not Scored | Not Scored |
| Well-Being Sub-Total | | | 25 | 21.09 |

*Performance calculation descriptions can be found in the FY 2019 RBWO PBP Measurements and Standards Guide.

| | | | |
|---|--|-----------------------------|-----------------|
| Monitoring & Outcomes: Possible Points = 100 | | Points Earned: 90.82 | |
| Score Before Incentives Credit | | | 90.82% |
| Incentives Awarded | | | 5.18 pts |
| PBP Verification | | | N/A pts |
| Total Score | | | 96.00% |



DHS, DFCS, Office of Provider Management
Performance-Based Placement Measures
RBWO Provider GA+SCORECARD - CPA
Report Quarter: Q4 FY2020



Provider/Program Name: ENA, Inc., dba NECCO (formerly GA SAFE) - Albany (672) - CPA

| # New Foster Homes During Quarter: 0 | | # Children in Care During Quarter: 97 | # Placements During Quarter: 98 | # Children in Care On Last Day: 90 |
|---|------------------------------|---------------------------------------|---------------------------------|------------------------------------|
| CPA Incentive Credits | Avg Performance All CPAs (%) | Provider Performance (%)* | Possible Points (Weight) | Provider Points Earned |
| Early EPSDT Medical Visits | | 50% | 2 | 1.00 |
| Early EPSDT Dental Visits | | 55% | 2 | 1.10 |
| Permanency Contacts | | 0% | 5 | 0.00 |
| Additional Academic Supports | | 54% | 2 | 1.08 |
| HS Grad/GED/Prof or Trade Certificate/College | | N/A | 10/5/5/1 | |
| EYSS Agreement | | Not Eligible | 5 | |
| Community Connections | | 0% | 4 | 0.00 |
| Foster Hm Retention Rate (threshold = 90) | | 83% | 2 | 0.00 |
| Foster Hm Recruitment (threshold = 100) | | 0% | 2 | 0.00 |
| Active Agency Accreditation | | 50% | 4 | 2.00 |
| Staff Clinical Licensure | | 0% | 5 | 0.00 |
| Incentives Total | 5.87 | | | 5.18 |
| Maximum total combined incentive credit allowed is 10 points. | | | Incentives Awarded | 5.18 |

*Performance calculation descriptions can be found in the FY 2019 RBWO PBP Measurements and Standards Guide.

Child Protective Services Investigations and Dispositions

The following investigations data, which is not used for scoring but is considered significant to a provider's performance, is from Georgia SHINES and is not considered final or complete until the end of the fiscal year.

| | |
|-----------------------------------|---|
| Total Reports: | 1 |
| Number Screened In: | 0 |
| Number Screened Out: | 1 |
| Number Substantiated: | 0 |
| Number Unsubstantiated: | 0 |
| Number Active CPS Investigations: | 0 |



DHS, DFCS, Office of Provider Management
Performance-Based Placement Measures
RBWO Provider GA+SCORECARD - CPA



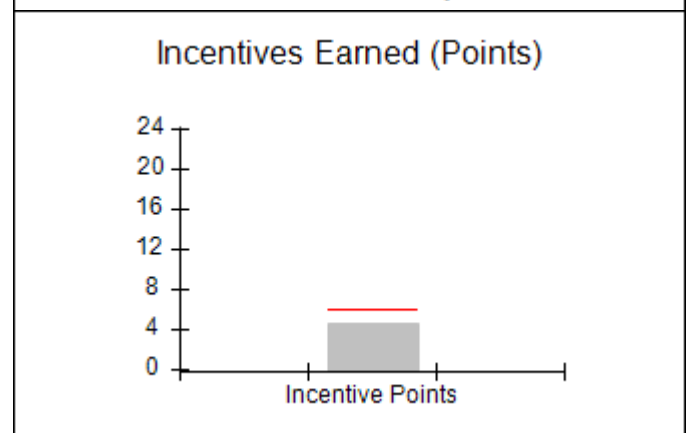
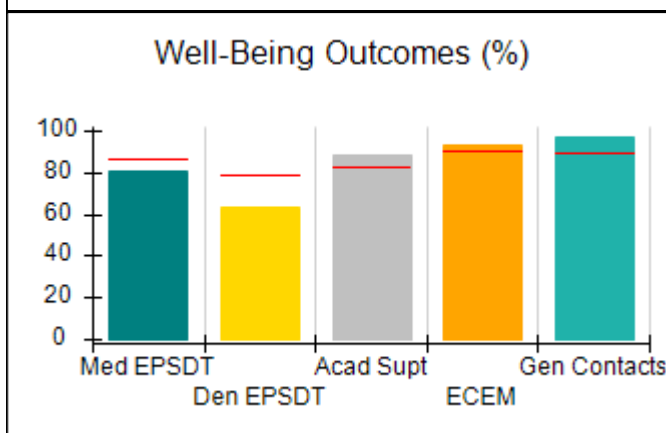
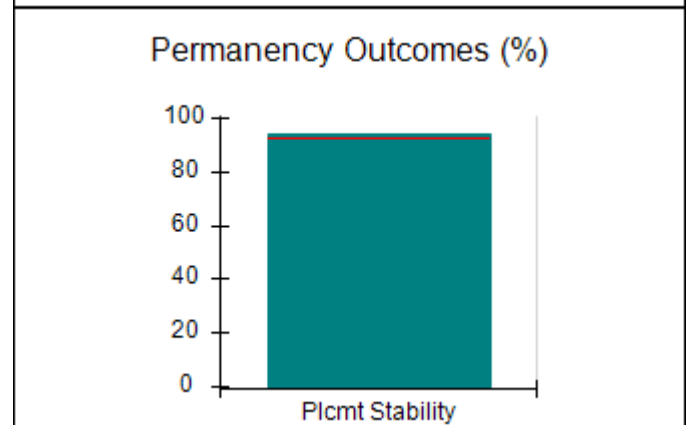
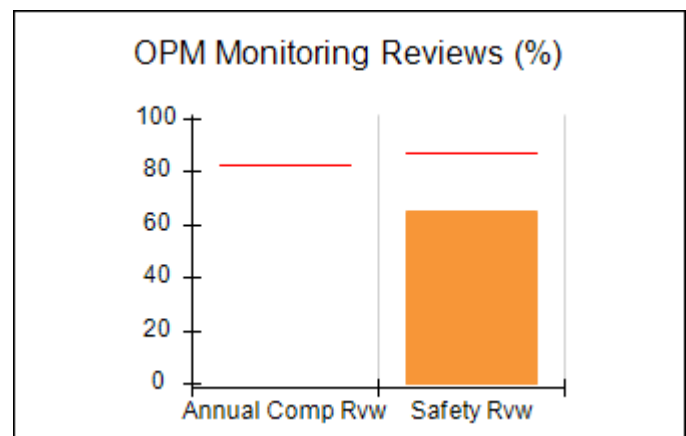
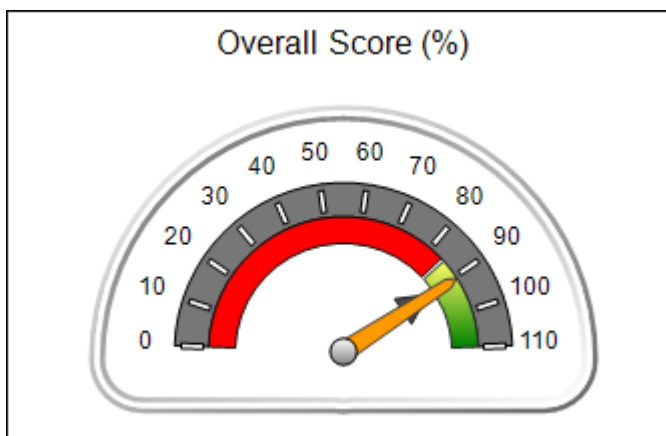
Report Quarter: Q4 FY2020

Provider/Program Name: ENA, Inc., dba NECCO (formerly GA SAFE) - Brunswick (5394) - CPA

| 93 Benchmark Way, Brunswick, GA 31520 | Quarterly Scores (Grades) | | Current Quarter Score (Grade) |
|---------------------------------------|---------------------------------------|---------------------------------|------------------------------------|
| Phone: 912-262-2777 | Q1: 81.35 (B-) | Q2: 85.11 (B) | 90.69% (A-) |
| Vendor ID# 163444 | Q3: 88.59 (B+) | Q4: 90.69 (A-) | |
| # New Foster Homes During Quarter: 3 | # Children in Care During Quarter: 36 | # Placements During Quarter: 36 | # Children in Care On Last Day: 32 |

Quarterly Provider Comparisons to All CPAs

▼ — indicates average for all CPAs





DHS, DFCS, Office of Provider Management
Performance-Based Placement Measures
RBWO Provider GA+SCORECARD - CPA



Report Quarter: Q4 FY2020

Provider/Program Name: ENA, Inc., dba NECCO (formerly GA SAFE) - Brunswick (5394) - CPA

| | | | |
|---------------------------------------|---------------------------|----------------|-------------------------------|
| 93 Benchmark Way, Brunswick, GA 31520 | Quarterly Scores (Grades) | | Current Quarter Score (Grade) |
| Phone: 912-262-2777 | Q1: 81.35 (B-) | Q2: 85.11 (B) | 90.69% (A-) |
| Vendor ID# 163444 | Q3: 88.59 (B+) | Q4: 90.69 (A-) | |

| | | | |
|--------------------------------------|---------------------------------------|---------------------------------|------------------------------------|
| # New Foster Homes During Quarter: 3 | # Children in Care During Quarter: 36 | # Placements During Quarter: 36 | # Children in Care On Last Day: 32 |
|--------------------------------------|---------------------------------------|---------------------------------|------------------------------------|

| | | | | |
|--|------------------------------|---------------------------|--------------------------|------------------------|
| | Avg Performance All CPAs (%) | Provider Performance (%)* | Possible Points (Weight) | Provider Points Earned |
|--|------------------------------|---------------------------|--------------------------|------------------------|

OPM Monitoring Reviews

| | | | | |
|------------------------------|-----|-------------------|-----------|-------------|
| Annual Comprehensive Reviews | 82% | Not Yet Conducted | | |
| Safety Reviews | 87% | 65% | 15 | 9.75 |
| Monitoring Sub-Total | | | 15 | 9.75 |

CPA Safety Outcomes

| | | | | |
|---------------------------|-------|--------------------------|-----------|--------------|
| Incidence of Maltreatment | 0.02% | No Substantiated Reports | 10 | 10.00 |
| Staff Training | 67% | 100% | 5 | 5.00 |
| Staff Safety Checks | 86% | 80% | 5 | 4.00 |
| Safety Sub-Total | | | 20 | 19.00 |

CPA Permanency Outcomes

| | | | | |
|-----------------------------|-----|-----|-----------|--------------|
| Placement Stability | 93% | 94% | 15 | 14.10 |
| Permanency Sub-Total | | | 15 | 14.10 |

CPA Well-Being Outcomes

| | | | | |
|--------------------------------|-----|-----|------------|--------------|
| EPSDT Medical Visits | 86% | 81% | 4 | 3.24 |
| EPSDT Dental Visits | 79% | 63% | 4 | 2.52 |
| Academic Supports | 82% | 88% | 3 | 2.64 |
| Provider ECEM Visits | 90% | 93% | 7 | 6.51 |
| Provider General Contacts | 89% | 97% | 7 | 6.79 |
| Placements with Siblings | 68% | 79% | Not Scored | Not Scored |
| Placements within Legal County | 18% | 0% | Not Scored | Not Scored |
| Well-Being Sub-Total | | | 25 | 21.70 |

*Performance calculation descriptions can be found in the FY 2019 RBWO PBP Measurements and Standards Guide.

| | |
|--|-----------------------------|
| Monitoring & Outcomes: Possible Points = 75 | Points Earned: 64.55 |
| Score Before Incentives Credit | 86.07% |
| Incentives Awarded | 4.62 pts |
| PBP Verification | N/A pts |
| Total Score | 90.69% |



DHS, DFCS, Office of Provider Management
Performance-Based Placement Measures
RBWO Provider GA+SCORECARD - CPA



Report Quarter: Q4 FY2020

Provider/Program Name: ENA, Inc., dba NECCO (formerly GA SAFE) - Brunswick (5394) - CPA

| # New Foster Homes During Quarter: 3 | | # Children in Care During Quarter: 36 | # Placements During Quarter: 36 | # Children in Care On Last Day: 32 |
|---|------------------------------|---------------------------------------|---------------------------------|------------------------------------|
| CPA Incentive Credits | Avg Performance All CPAs (%) | Provider Performance (%)* | Possible Points (Weight) | Provider Points Earned |
| Early EPSDT Medical Visits | | 63% | 2 | 1.26 |
| Early EPSDT Dental Visits | | 15% | 2 | 0.30 |
| Permanency Contacts | | 0% | 5 | 0.00 |
| Additional Academic Supports | | 53% | 2 | 1.06 |
| HS Grad/GED/Prof or Trade Certificate/College | | N/A | 10/5/5/1 | |
| EYSS Agreement | | Not Eligible | 5 | |
| Community Connections | | 0% | 4 | 0.00 |
| Foster Hm Retention Rate (threshold = 90) | | 71% | 2 | 0.00 |
| Foster Hm Recruitment (threshold = 100) | | 400% | 2 | 2.00 |
| Active Agency Accreditation | | 0% | 4 | 0.00 |
| Staff Clinical Licensure | | 0% | 5 | 0.00 |
| Incentives Total | 5.87 | | | 4.62 |
| Maximum total combined incentive credit allowed is 10 points. | | | Incentives Awarded | 4.62 |

*Performance calculation descriptions can be found in the FY 2019 RBWO PBP Measurements and Standards Guide.

Child Protective Services Investigations and Dispositions

The following investigations data, which is not used for scoring but is considered significant to a provider's performance, is from Georgia SHINES and is not considered final or complete until the end of the fiscal year.

| | |
|-----------------------------------|----|
| Total Reports: | 0 |
| Number Screened In: | 0 |
| Number Screened Out: | 0 |
| Number Substantiated: | 0 |
| Number Unsubstantiated: | 1 |
| Number Active CPS Investigations: | -1 |



DHS, DFCS, Office of Provider Management
Performance-Based Placement Measures
RBWO Provider GA+SCORECARD - CPA



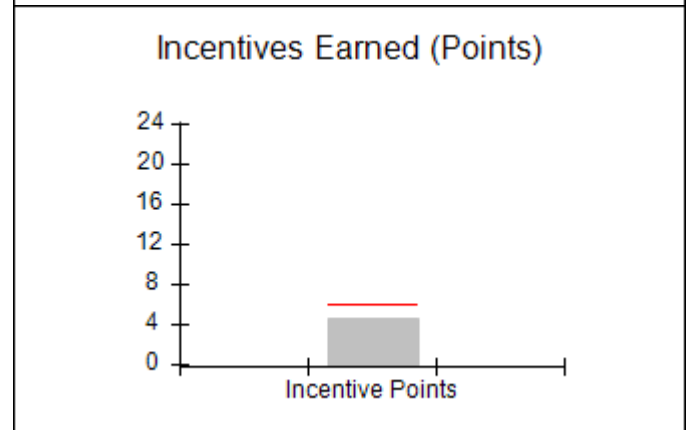
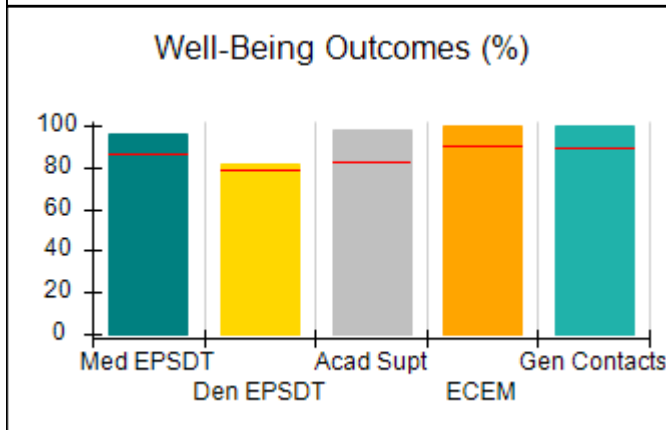
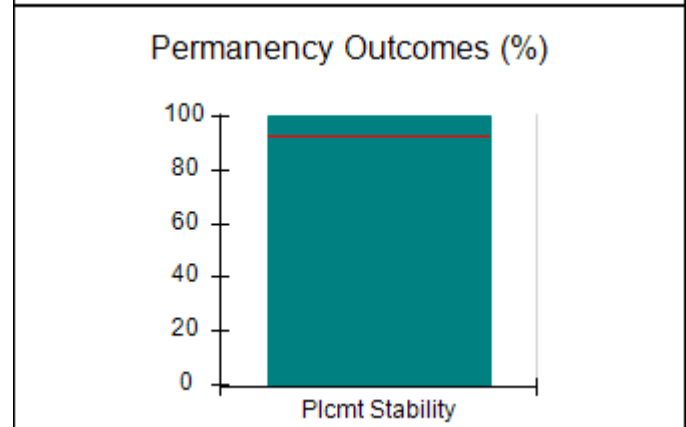
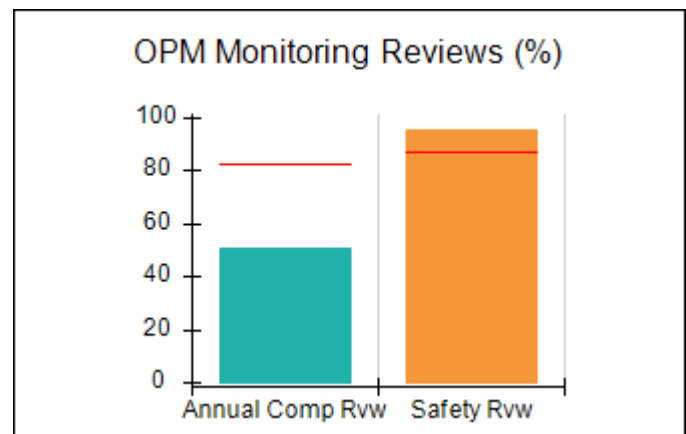
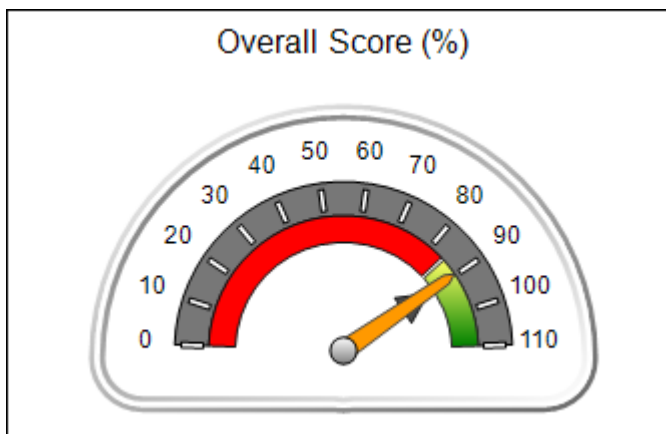
Report Quarter: Q4 FY2020

Provider/Program Name: ENA, Inc., dba NECCO (formerly GA SAFE) - Columbus (5395) - CPA

| | | | |
|--|--|--|---|
| 506 Manchester Expressway, Columbus, GA 31904 | Quarterly Scores (Grades) | | Current Quarter Score (Grade) |
| Phone: 706-405-4256 | Q1: 93.03 (A-) | Q2: 92.69 (A-) | 89.61% (B+) |
| Vendor ID# 163445 | Q3: 80.03 (B-) | Q4: 89.61 (B+) | |
| # New Foster Homes During Quarter: 0 | # Children in Care During Quarter: 23 | # Placements During Quarter: 24 | # Children in Care On Last Day: 20 |

Quarterly Provider Comparisons to All CPAs

▼ — indicates average for all CPAs





DHS, DFCS, Office of Provider Management
Performance-Based Placement Measures
RBWO Provider GA+SCORECARD - CPA



Report Quarter: Q4 FY2020

Provider/Program Name: ENA, Inc., dba NECCO (formerly GA SAFE) - Columbus (5395) - CPA

| | | | |
|---|---------------------------|----------------|-------------------------------|
| 506 Manchester Expressway, Columbus, GA 31904 | Quarterly Scores (Grades) | | Current Quarter Score (Grade) |
| Phone: 706-405-4256 | Q1: 93.03 (A-) | Q2: 92.69 (A-) | 89.61% (B+) |
| Vendor ID# 163445 | Q3: 80.03 (B-) | Q4: 89.61 (B+) | |

| | | | |
|--------------------------------------|---------------------------------------|---------------------------------|------------------------------------|
| # New Foster Homes During Quarter: 0 | # Children in Care During Quarter: 23 | # Placements During Quarter: 24 | # Children in Care On Last Day: 20 |
|--------------------------------------|---------------------------------------|---------------------------------|------------------------------------|

| | | | | |
|--|------------------------------|---------------------------|--------------------------|------------------------|
| | Avg Performance All CPAs (%) | Provider Performance (%)* | Possible Points (Weight) | Provider Points Earned |
|--|------------------------------|---------------------------|--------------------------|------------------------|

OPM Monitoring Reviews

| | | | | |
|------------------------------|-----|-----|-----------|--------------|
| Annual Comprehensive Reviews | 82% | 51% | 25 | 12.76 |
| Safety Reviews | 87% | 95% | 15 | 14.25 |
| Monitoring Sub-Total | | | 40 | 27.01 |

CPA Safety Outcomes

| | | | | |
|---------------------------|-------|--------------------------|-----------|--------------|
| Incidence of Maltreatment | 0.02% | No Substantiated Reports | 10 | 10.00 |
| Staff Training | 67% | 82% | 5 | 4.10 |
| Staff Safety Checks | 86% | 100% | 5 | 5.00 |
| Safety Sub-Total | | | 20 | 19.10 |

CPA Permanency Outcomes

| | | | | |
|-----------------------------|-----|------|-----------|--------------|
| Placement Stability | 93% | 100% | 15 | 15.00 |
| Permanency Sub-Total | | | 15 | 15.00 |

CPA Well-Being Outcomes

| | | | | |
|--------------------------------|-----|------|------------|--------------|
| EPSDT Medical Visits | 86% | 96% | 4 | 3.84 |
| EPSDT Dental Visits | 79% | 82% | 4 | 3.28 |
| Academic Supports | 82% | 98% | 3 | 2.94 |
| Provider ECEM Visits | 90% | 100% | 7 | 7.00 |
| Provider General Contacts | 89% | 100% | 7 | 7.00 |
| Placements with Siblings | 68% | 78% | Not Scored | Not Scored |
| Placements within Legal County | 18% | 100% | Not Scored | Not Scored |
| Well-Being Sub-Total | | | 25 | 24.06 |

*Performance calculation descriptions can be found in the FY 2019 RBWO PBP Measurements and Standards Guide.

| | |
|---|-----------------------------|
| Monitoring & Outcomes: Possible Points = 100 | Points Earned: 85.17 |
| Score Before Incentives Credit | 85.17% |
| Incentives Awarded | 4.44 pts |
| PBP Verification | N/A pts |
| Total Score | 89.61% |



DHS, DFCS, Office of Provider Management
Performance-Based Placement Measures
RBWO Provider GA+SCORECARD - CPA



Report Quarter: Q4 FY2020

Provider/Program Name: ENA, Inc., dba NECCO (formerly GA SAFE) - Columbus (5395) - CPA

| # New Foster Homes During Quarter: 0 | | # Children in Care During Quarter: 23 | # Placements During Quarter: 24 | # Children in Care On Last Day: 20 |
|---|------------------------------|---------------------------------------|---------------------------------|------------------------------------|
| CPA Incentive Credits | Avg Performance All CPAs (%) | Provider Performance (%)* | Possible Points (Weight) | Provider Points Earned |
| Early EPSDT Medical Visits | | 100% | 2 | 2.00 |
| Early EPSDT Dental Visits | | 33% | 2 | 0.66 |
| Permanency Contacts | | None Planned | 5 | |
| Additional Academic Supports | | 89% | 2 | 1.78 |
| HS Grad/GED/Prof or Trade Certificate/College | | N/A | 10/5/5/1 | |
| EYSS Agreement | | Not Eligible | 5 | |
| Community Connections | | 0% | 4 | 0.00 |
| Foster Hm Retention Rate (threshold = 90) | | 56% | 2 | 0.00 |
| Foster Hm Recruitment (threshold = 100) | | 0% | 2 | 0.00 |
| Active Agency Accreditation | | 0% | 4 | 0.00 |
| Staff Clinical Licensure | | 0% | 5 | 0.00 |
| Incentives Total | 5.87 | | | 4.44 |
| Maximum total combined incentive credit allowed is 10 points. | | | Incentives Awarded | 4.44 |

*Performance calculation descriptions can be found in the FY 2019 RBWO PBP Measurements and Standards Guide.

Child Protective Services Investigations and Dispositions

The following investigations data, which is not used for scoring but is considered significant to a provider's performance, is from Georgia SHINES and is not considered final or complete until the end of the fiscal year.

| | |
|-----------------------------------|---|
| Total Reports: | 0 |
| Number Screened In: | 0 |
| Number Screened Out: | 0 |
| Number Substantiated: | 0 |
| Number Unsubstantiated: | 0 |
| Number Active CPS Investigations: | 0 |

**Performance-Based Placement Measures**
RBWO Provider GA+SCORECARD - CPA

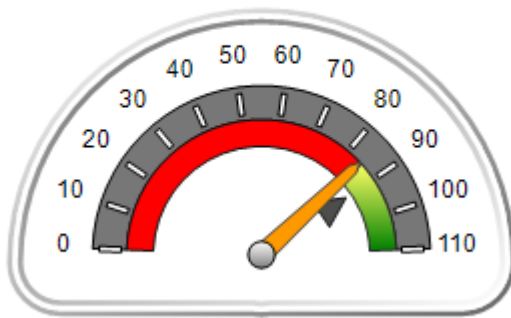
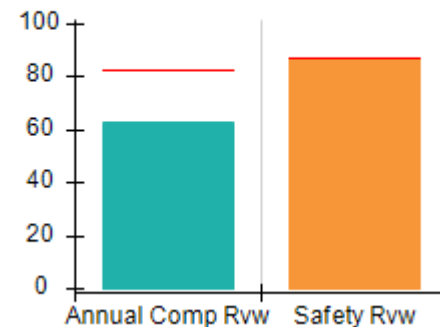
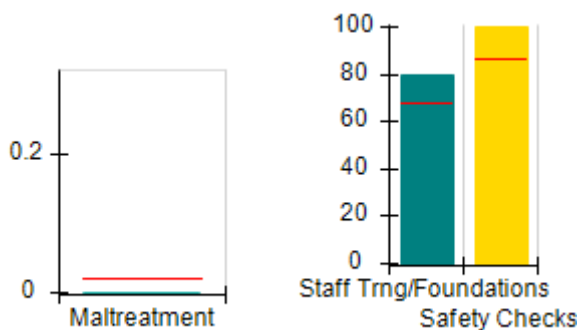
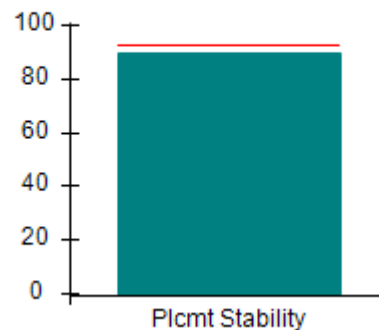
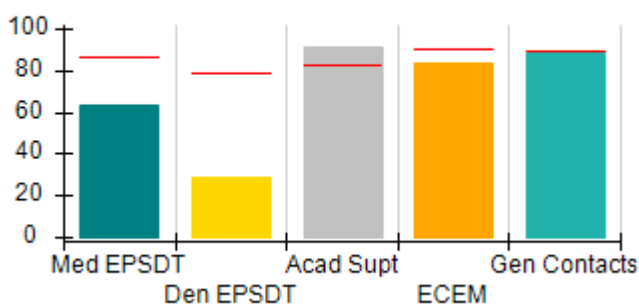
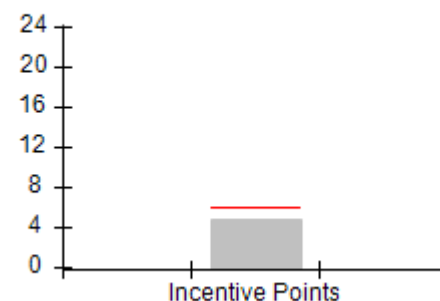
Report Quarter: Q4 FY2020

Provider/Program Name: ENA, Inc., dba NECCO (formerly GA SAFE) - ENA, INC., dba Necco Statesboro (5397) - CPA

| 9222 US-301 South, Statesboro, GA 30458 | Quarterly Scores (Grades) | | Current Quarter Score (Grade) |
|---|---------------------------------------|---------------------------------|------------------------------------|
| Phone: 912-623-2130 | Q1: 88.11 (B+) | Q2: 77.54 (C+) | 84.34% (B) |
| Vendor ID# 163447 | Q3: 77.39 (C+) | Q4: 84.34 (B) | |
| # New Foster Homes During Quarter: 0 | # Children in Care During Quarter: 52 | # Placements During Quarter: 53 | # Children in Care On Last Day: 45 |

Quarterly Provider Comparisons to All CPAs

— indicates average for all CPAs

Overall Score (%)**OPM Monitoring Reviews (%)****Safety Outcomes (%)****Permanency Outcomes (%)****Well-Being Outcomes (%)****Incentives Earned (Points)**



Performance-Based Placement Measures

RBWO Provider GA+SCORECARD - CPA

Report Quarter: Q4 FY2020

| | | | | |
|--|------------------------------|---------------------------------------|---------------------------------|------------------------------------|
| Provider/Program Name: ENA, Inc., dba NECCO (formerly GA SAFE) - ENA, INC., dba Necco Statesboro (5397) - CPA | | | | |
| 9222 US-301 South, Statesboro, GA 30458 | | Quarterly Scores (Grades) | | Current Quarter Score (Grade) |
| Phone: 912-623-2130 | | Q1: 88.11 (B+) | Q2: 77.54 (C+) | 84.34% (B) |
| Vendor ID# 163447 | | Q3: 77.39 (C+) | Q4: 84.34 (B) | |
| # New Foster Homes During Quarter: 0 | | # Children in Care During Quarter: 52 | # Placements During Quarter: 53 | # Children in Care On Last Day: 45 |
| | Avg Performance All CPAs (%) | Provider Performance (%)* | Possible Points (Weight) | Provider Points Earned |
| OPM Monitoring Reviews | | | | |
| Annual Comprehensive Reviews | 82% | 63% | 25 | 15.78 |
| Safety Reviews | 87% | 87% | 15 | 13.00 |
| Monitoring Sub-Total | | | 40 | 28.78 |
| CPA Safety Outcomes | | | | |
| Incidence of Maltreatment | 0.02% | No Substantiated Reports | 10 | 10.00 |
| Staff Training | 67% | 80% | 5 | 4.00 |
| Staff Safety Checks | 86% | 100% | 5 | 5.00 |
| Safety Sub-Total | | | 20 | 19.00 |
| CPA Permanency Outcomes | | | | |
| Placement Stability | 93% | 90% | 15 | 13.50 |
| Permanency Sub-Total | | | 15 | 13.50 |
| CPA Well-Being Outcomes | | | | |
| EPSDT Medical Visits | 86% | 63% | 4 | 2.52 |
| EPSDT Dental Visits | 79% | 29% | 4 | 1.16 |
| Academic Supports | 82% | 91% | 3 | 2.73 |
| Provider ECEM Visits | 90% | 83% | 7 | 5.81 |
| Provider General Contacts | 89% | 88% | 7 | 6.16 |
| Placements with Siblings | 68% | 63% | Not Scored | Not Scored |
| Placements within Legal County | 18% | 0% | Not Scored | Not Scored |
| Well-Being Sub-Total | | | 25 | 18.38 |
| *Performance calculation descriptions can be found in the FY 2019 RBWO PBP Measurements and Standards Guide. | | | | |
| Monitoring & Outcomes: Possible Points = 100 | | | Points Earned: 79.66 | |
| Score Before Incentives Credit | | | 79.66% | |
| Incentives Awarded | | | 4.68 pts | |
| PBP Verification | | | N/A pts | |
| Total Score | | | 84.34% | |



DHS, DFCS, Office of Provider Management
Performance-Based Placement Measures
RBWO Provider GA+SCORECARD - CPA



Report Quarter: Q4 FY2020

Provider/Program Name: ENA, Inc., dba NECCO (formerly GA SAFE) - ENA, INC., dba Necco Statesboro (5397) - CPA

| # New Foster Homes During Quarter: 0 | | # Children in Care During Quarter: 52 | # Placements During Quarter: 53 | # Children in Care On Last Day: 45 |
|---|------------------------------|---------------------------------------|---------------------------------|------------------------------------|
| CPA Incentive Credits | Avg Performance All CPAs (%) | Provider Performance (%)* | Possible Points (Weight) | Provider Points Earned |
| Early EPSDT Medical Visits | | 0% | 2 | 0.00 |
| Early EPSDT Dental Visits | | 0% | 2 | 0.00 |
| Permanency Contacts | | 0% | 5 | 0.00 |
| Additional Academic Supports | | 34% | 2 | 0.68 |
| HS Grad/GED/Prof or Trade Certificate/College | | N/A | 10/5/5/1 | |
| EYSS Agreement | | Not Eligible | 5 | |
| Community Connections | | 0% | 4 | 0.00 |
| Foster Hm Retention Rate (threshold = 90) | | 94% | 2 | 2.00 |
| Foster Hm Recruitment (threshold = 100) | | 0% | 2 | 0.00 |
| Active Agency Accreditation | | 50% | 4 | 2.00 |
| Staff Clinical Licensure | | 0% | 5 | 0.00 |
| Incentives Total | 5.87 | | | 4.68 |
| Maximum total combined incentive credit allowed is 10 points. | | | Incentives Awarded | 4.68 |

*Performance calculation descriptions can be found in the FY 2019 RBWO PBP Measurements and Standards Guide.

Child Protective Services Investigations and Dispositions

The following investigations data, which is not used for scoring but is considered significant to a provider's performance, is from Georgia SHINES and is not considered final or complete until the end of the fiscal year.

| | |
|-----------------------------------|---|
| Total Reports: | 0 |
| Number Screened In: | 0 |
| Number Screened Out: | 0 |
| Number Substantiated: | 0 |
| Number Unsubstantiated: | 0 |
| Number Active CPS Investigations: | 0 |



DHS, DFCS, Office of Provider Management

Performance-Based Placement Measures

RBWO Provider GA+SCORECARD - CPA



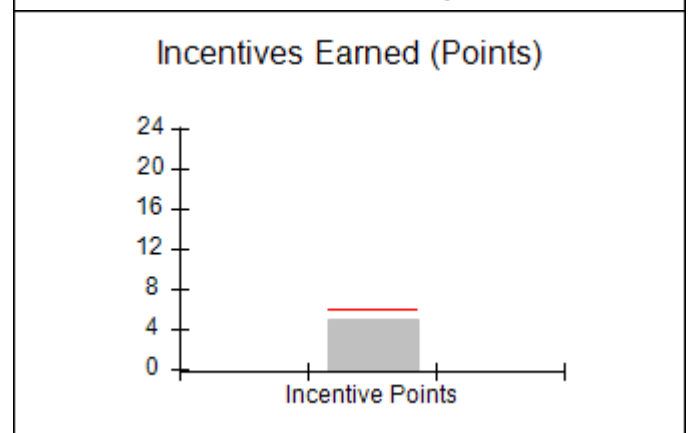
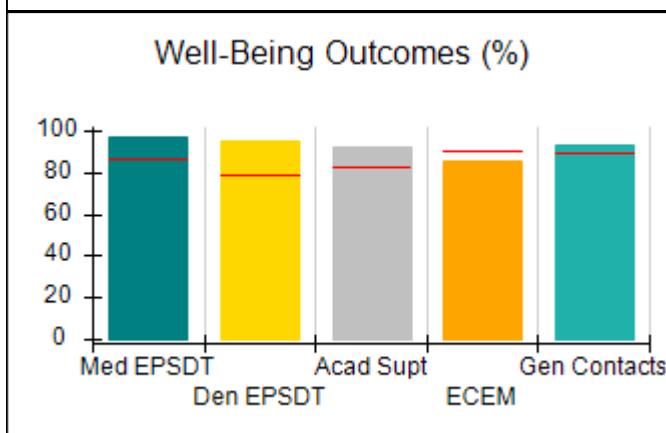
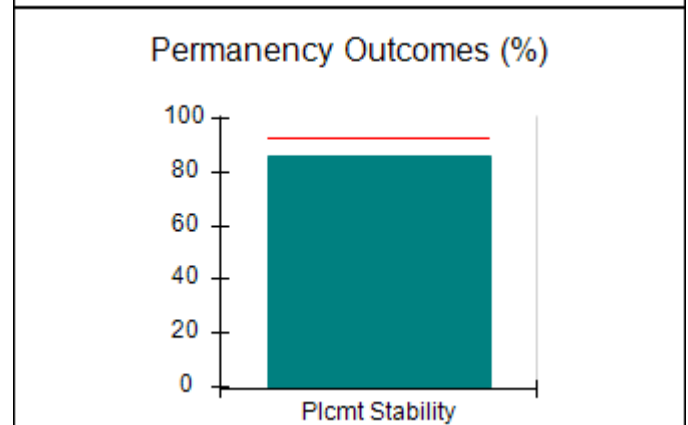
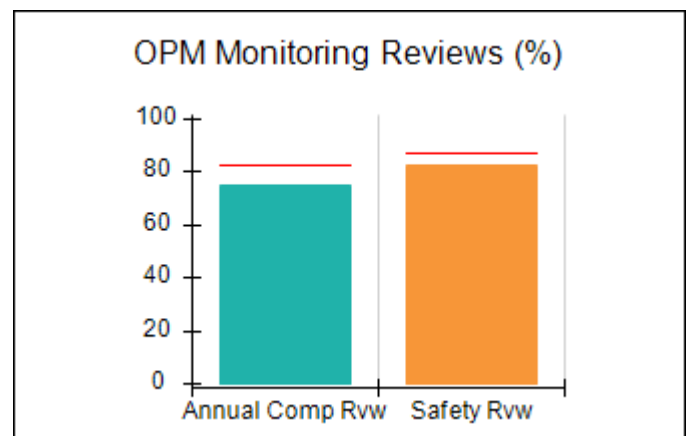
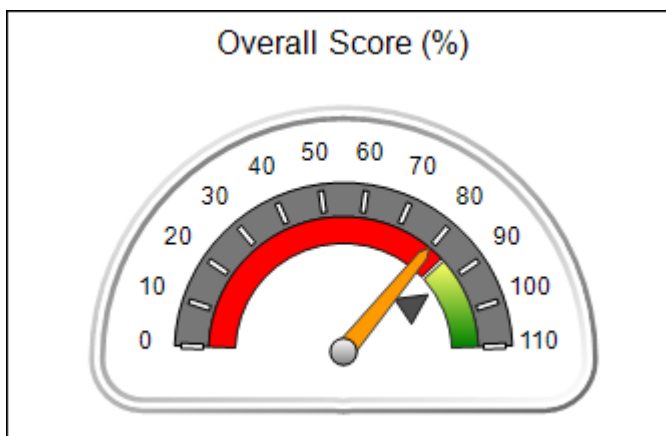
Report Quarter: Q4 FY2020

Provider/Program Name: ENA, Inc., dba NECCO (formerly GA SAFE) - Jonesboro (4289) - CPA

| 2262 Mt. Zion Rd., Jonesboro, GA 30236 | Quarterly Scores (Grades) | | Current Quarter Score (Grade) |
|--|--|----------------------------------|-------------------------------------|
| Phone: 678-610-1933 | Q1: 89.53 (B+) | Q2: 90.65 (A-) | 79.74% (C+) |
| Vendor ID# 84514 | Q3: 77.06 (C+) | Q4: 79.74 (C+) | |
| # New Foster Homes During Quarter: 6 | # Children in Care During Quarter: 204 | # Placements During Quarter: 225 | # Children in Care On Last Day: 176 |

Quarterly Provider Comparisons to All CPAs

▼ — indicates average for all CPAs





DHS, DFCS, Office of Provider Management
Performance-Based Placement Measures
RBWO Provider GA+SCORECARD - CPA



Report Quarter: Q4 FY2020

Provider/Program Name: ENA, Inc., dba NECCO (formerly GA SAFE) - Jonesboro (4289) - CPA

| | | | | |
|--|------------------------------|--|----------------------------------|-------------------------------------|
| 2262 Mt. Zion Rd., Jonesboro, GA 30236 | | Quarterly Scores (Grades) | | Current Quarter Score (Grade) |
| Phone: 678-610-1933 | | Q1: 89.53 (B+) | Q2: 90.65 (A-) | 79.74% (C+) |
| Vendor ID# 84514 | | Q3: 77.06 (C+) | Q4: 79.74 (C+) | |
| # New Foster Homes During Quarter: 6 | | # Children in Care During Quarter: 204 | # Placements During Quarter: 225 | # Children in Care On Last Day: 176 |
| | Avg Performance All CPAs (%) | Provider Performance (%)* | Possible Points (Weight) | Provider Points Earned |
| OPM Monitoring Reviews | | | | |
| Annual Comprehensive Reviews | 82% | 75% | 25 | 18.70 |
| Safety Reviews | 87% | 83% | 15 | 12.39 |
| Monitoring Sub-Total | | | 40 | 31.09 |
| CPA Safety Outcomes | | | | |
| Incidence of Maltreatment | 0.02% | 1 Substantiated Report | 10 | 0.00 |
| Staff Training | 67% | 71% | 5 | 3.55 |
| Staff Safety Checks | 86% | 86% | 5 | 4.30 |
| Safety Sub-Total | | | 20 | 7.85 |
| CPA Permanency Outcomes | | | | |
| Placement Stability | 93% | 86% | 15 | 12.90 |
| Permanency Sub-Total | | | 15 | 12.90 |
| CPA Well-Being Outcomes | | | | |
| EPSDT Medical Visits | 86% | 97% | 4 | 3.88 |
| EPSDT Dental Visits | 79% | 95% | 4 | 3.80 |
| Academic Supports | 82% | 92% | 3 | 2.76 |
| Provider ECEM Visits | 90% | 85% | 7 | 5.95 |
| Provider General Contacts | 89% | 93% | 7 | 6.51 |
| Placements with Siblings | 68% | 63% | Not Scored | Not Scored |
| Placements within Legal County | 18% | 13% | Not Scored | Not Scored |
| Well-Being Sub-Total | | | 25 | 22.90 |

*Performance calculation descriptions can be found in the FY 2019 RBWO PBP Measurements and Standards Guide.

| | | | |
|---|--|-----------------------------|-----------------|
| Monitoring & Outcomes: Possible Points = 100 | | Points Earned: 74.74 | |
| Score Before Incentives Credit | | | 74.74% |
| Incentives Awarded | | | 5.00 pts |
| PBP Verification | | | N/A pts |
| Total Score | | | 79.74% |



DHS, DFCS, Office of Provider Management
Performance-Based Placement Measures
RBWO Provider GA+SCORECARD - CPA



Report Quarter: Q4 FY2020

Provider/Program Name: ENA, Inc., dba NECCO (formerly GA SAFE) - Jonesboro (4289) - CPA

| # New Foster Homes During Quarter: 6 | | # Children in Care During Quarter: 204 | # Placements During Quarter: 225 | # Children in Care On Last Day: 176 |
|---|------------------------------|--|----------------------------------|-------------------------------------|
| CPA Incentive Credits | Avg Performance All CPAs (%) | Provider Performance (%)* | Possible Points (Weight) | Provider Points Earned |
| Early EPSDT Medical Visits | | 91% | 2 | 1.82 |
| Early EPSDT Dental Visits | | 54% | 2 | 1.08 |
| Permanency Contacts | | 0% | 5 | 0.00 |
| Additional Academic Supports | | 5% | 2 | 0.10 |
| HS Grad/GED/Prof or Trade Certificate/College | | N/A | 10/5/5/1 | |
| EYSS Agreement | | Not Eligible | 5 | |
| Community Connections | | 0% | 4 | 0.00 |
| Foster Hm Retention Rate (threshold = 90) | | 84% | 2 | 0.00 |
| Foster Hm Recruitment (threshold = 100) | | 225% | 2 | 2.00 |
| Active Agency Accreditation | | 0% | 4 | 0.00 |
| Staff Clinical Licensure | | 0% | 5 | 0.00 |
| Incentives Total | 5.87 | | | 5.00 |
| Maximum total combined incentive credit allowed is 10 points. | | | Incentives Awarded | 5.00 |

*Performance calculation descriptions can be found in the FY 2019 RBWO PBP Measurements and Standards Guide.

Child Protective Services Investigations and Dispositions

The following investigations data, which is not used for scoring but is considered significant to a provider's performance, is from Georgia SHINES and is not considered final or complete until the end of the fiscal year.

| | |
|-----------------------------------|----|
| Total Reports: | 4 |
| Number Screened In: | 2 |
| Number Screened Out: | 2 |
| Number Substantiated: | 1 |
| Number Unsubstantiated: | 2 |
| Number Active CPS Investigations: | -1 |



DHS, DFCS, Office of Provider Management
Performance-Based Placement Measures
RBWO Provider GA+SCORECARD - CPA



Report Quarter: Q4 FY2020

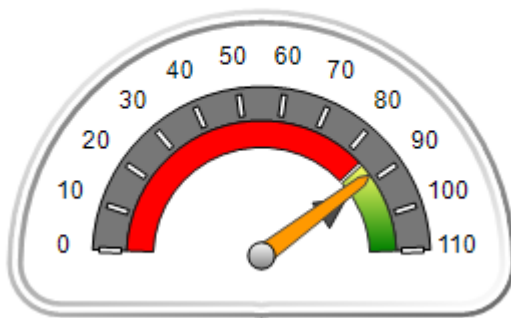
Provider/Program Name: ENA, Inc., dba NECCO (formerly GA SAFE) - Macon (675) - CPA

| 150 North Crest Boulevard, Macon, GA 31210 | Quarterly Scores (Grades) | | Current Quarter Score (Grade) |
|--|---------------------------------------|----------------------------------|------------------------------------|
| Phone: 478-971-2170 | Q1: 89.98 (B+) | Q2: 82.72 (B-) | 88.42% (B+) |
| Vendor ID# 84513 | Q3: 80.43 (B-) | Q4: 88.42 (B+) | |
| # New Foster Homes During Quarter: 1 | # Children in Care During Quarter: 97 | # Placements During Quarter: 100 | # Children in Care On Last Day: 81 |

Quarterly Provider Comparisons to All CPAs

▼ — indicates average for all CPAs

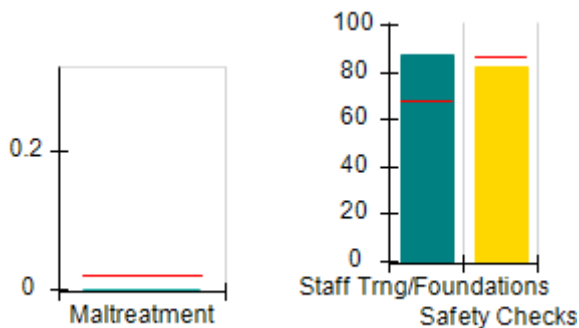
Overall Score (%)



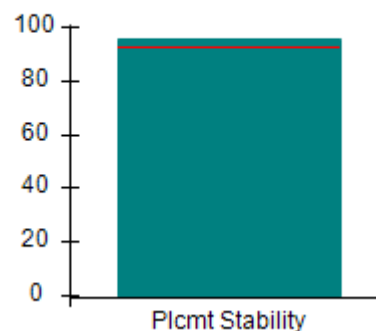
OPM Monitoring Reviews (%)



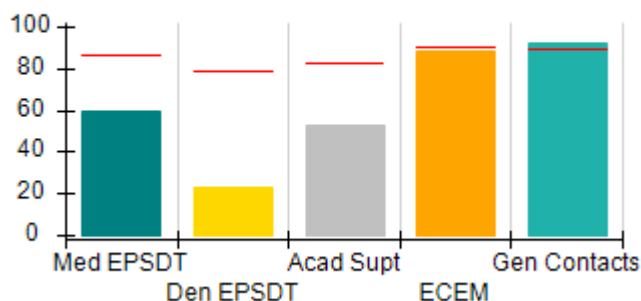
Safety Outcomes (%)



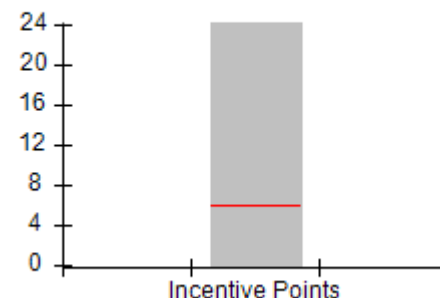
Permanency Outcomes (%)



Well-Being Outcomes (%)



Incentives Earned (Points)





DHS, DFCS, Office of Provider Management
Performance-Based Placement Measures
RBWO Provider GA+SCORECARD - CPA



Report Quarter: Q4 FY2020

Provider/Program Name: ENA, Inc., dba NECCO (formerly GA SAFE) - Macon (675) - CPA

| | | | |
|--|---------------------------|----------------|-------------------------------|
| 150 North Crest Boulevard, Macon, GA 31210 | Quarterly Scores (Grades) | | Current Quarter Score (Grade) |
| Phone: 478-971-2170 | Q1: 89.98 (B+) | Q2: 82.72 (B-) | 88.42% (B+) |
| Vendor ID# 84513 | Q3: 80.43 (B-) | Q4: 88.42 (B+) | |

| | | | |
|--------------------------------------|---------------------------------------|----------------------------------|------------------------------------|
| # New Foster Homes During Quarter: 1 | # Children in Care During Quarter: 97 | # Placements During Quarter: 100 | # Children in Care On Last Day: 81 |
|--------------------------------------|---------------------------------------|----------------------------------|------------------------------------|

| | Avg Performance All CPAs (%) | Provider Performance (%)* | Possible Points (Weight) | Provider Points Earned |
|--|------------------------------|---------------------------|--------------------------|------------------------|
|--|------------------------------|---------------------------|--------------------------|------------------------|

OPM Monitoring Reviews

| | | | | |
|------------------------------|-----|-----|-----------|--------------|
| Annual Comprehensive Reviews | 82% | 64% | 25 | 16.09 |
| Safety Reviews | 87% | 80% | 15 | 11.97 |
| Monitoring Sub-Total | | | 40 | 28.06 |

CPA Safety Outcomes

| | | | | |
|---------------------------|-------|--------------------------|-----------|--------------|
| Incidence of Maltreatment | 0.02% | No Substantiated Reports | 10 | 10.00 |
| Staff Training | 67% | 87% | 5 | 4.35 |
| Staff Safety Checks | 86% | 82% | 5 | 4.10 |
| Safety Sub-Total | | | 20 | 18.45 |

CPA Permanency Outcomes

| | | | | |
|-----------------------------|-----|-----|-----------|--------------|
| Placement Stability | 93% | 96% | 15 | 14.40 |
| Permanency Sub-Total | | | 15 | 14.40 |

CPA Well-Being Outcomes

| | | | | |
|--------------------------------|-----|-----|------------|--------------|
| EPSDT Medical Visits | 86% | 60% | 4 | 2.40 |
| EPSDT Dental Visits | 79% | 23% | 4 | 0.92 |
| Academic Supports | 82% | 53% | 3 | 1.59 |
| Provider ECEM Visits | 90% | 88% | 7 | 6.16 |
| Provider General Contacts | 89% | 92% | 7 | 6.44 |
| Placements with Siblings | 68% | 68% | Not Scored | Not Scored |
| Placements within Legal County | 18% | 13% | Not Scored | Not Scored |
| Well-Being Sub-Total | | | 25 | 17.51 |

*Performance calculation descriptions can be found in the FY 2019 RBWO PBP Measurements and Standards Guide.

| | |
|---|-----------------------------|
| Monitoring & Outcomes: Possible Points = 100 | Points Earned: 78.42 |
| Score Before Incentives Credit | 78.42% |
| Incentives Awarded | 10.00 pts |
| PBP Verification | N/A pts |
| Total Score | 88.42% |



DHS, DFCS, Office of Provider Management
Performance-Based Placement Measures
RBWO Provider GA+SCORECARD - CPA
Report Quarter: Q4 FY2020



Provider/Program Name: ENA, Inc., dba NECCO (formerly GA SAFE) - Macon (675) - CPA

| # New Foster Homes During Quarter: 1 | | # Children in Care During Quarter: 97 | # Placements During Quarter: 100 | # Children in Care On Last Day: 81 |
|---|------------------------------|---------------------------------------|----------------------------------|------------------------------------|
| CPA Incentive Credits | Avg Performance All CPAs (%) | Provider Performance (%)* | Possible Points (Weight) | Provider Points Earned |
| Early EPSDT Medical Visits | | 0% | 2 | 0.00 |
| Early EPSDT Dental Visits | | 6% | 2 | 0.12 |
| Permanency Contacts | | 0% | 5 | 0.00 |
| Additional Academic Supports | | 31% | 2 | 0.62 |
| HS Grad/GED/Prof or Trade Certificate/College | | N/A | 10/5/5/1 | 20.00 |
| EYSS Agreement | | 100% | 5 | 5.00 |
| Community Connections | | 0% | 4 | 0.00 |
| Foster Hm Retention Rate (threshold = 90) | | 50% | 2 | 0.00 |
| Foster Hm Recruitment (threshold = 100) | | 25% | 2 | 0.00 |
| Active Agency Accreditation | | 0% | 4 | 0.00 |
| Staff Clinical Licensure | | 0% | 5 | 0.00 |
| Incentives Total | 5.87 | | | 25.74 |
| Maximum total combined incentive credit allowed is 10 points. | | | Incentives Awarded | 10.00 |

*Performance calculation descriptions can be found in the FY 2019 RBWO PBP Measurements and Standards Guide.

Child Protective Services Investigations and Dispositions

The following investigations data, which is not used for scoring but is considered significant to a provider's performance, is from Georgia SHINES and is not considered final or complete until the end of the fiscal year.

| | |
|-----------------------------------|---|
| Total Reports: | 0 |
| Number Screened In: | 0 |
| Number Screened Out: | 0 |
| Number Substantiated: | 0 |
| Number Unsubstantiated: | 0 |
| Number Active CPS Investigations: | 0 |



DHS, DFCS, Office of Provider Management
Performance-Based Placement Measures
RBWO Provider GA+SCORECARD - CPA



Report Quarter: Q4 FY2020

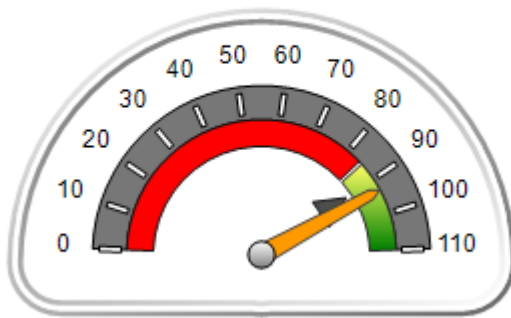
Provider/Program Name: ENA, Inc., dba NECCO (formerly GA SAFE) - Martinez (673) - CPA

| 4424 Columbia Rd., Martinez, GA 30907 | Quarterly Scores (Grades) | | Current Quarter Score (Grade) |
|---------------------------------------|---------------------------------------|---------------------------------|------------------------------------|
| Phone: 706-210-3435 | Q1: 86.89 (B) | Q2: 82.41 (B-) | 93.33% (A-) |
| Vendor ID# 84510 | Q3: 82.11 (B-) | Q4: 93.33 (A-) | |
| # New Foster Homes During Quarter: 1 | # Children in Care During Quarter: 69 | # Placements During Quarter: 76 | # Children in Care On Last Day: 62 |

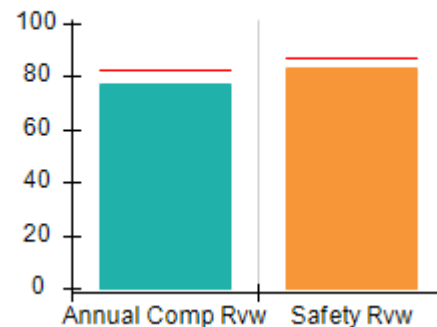
Quarterly Provider Comparisons to All CPAs

▼ — indicates average for all CPAs

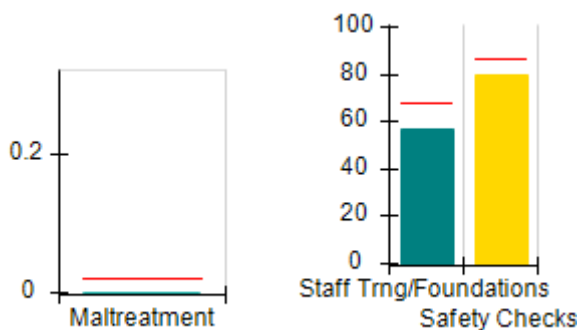
Overall Score (%)



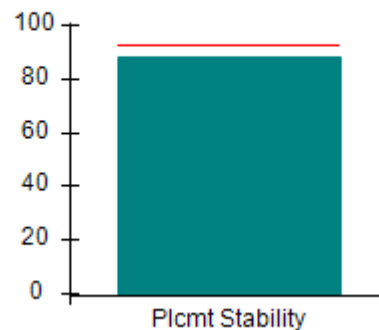
OPM Monitoring Reviews (%)



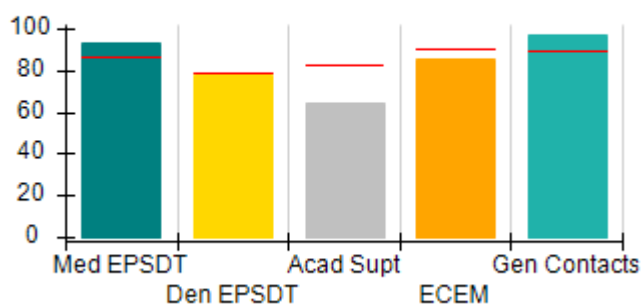
Safety Outcomes (%)



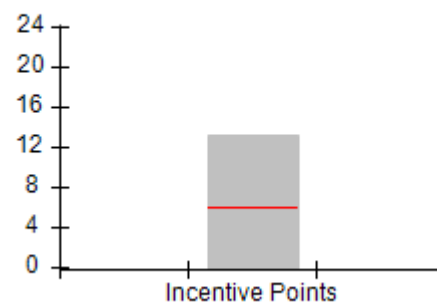
Permanency Outcomes (%)



Well-Being Outcomes (%)



Incentives Earned (Points)





DHS, DFCS, Office of Provider Management
Performance-Based Placement Measures
RBWO Provider GA+SCORECARD - CPA



Report Quarter: Q4 FY2020

Provider/Program Name: ENA, Inc., dba NECCO (formerly GA SAFE) - Martinez (673) - CPA

| | | | |
|--|----------------------------------|-----------------------|--------------------------------------|
| 4424 Columbia Rd., Martinez, GA 30907 | Quarterly Scores (Grades) | | Current Quarter Score (Grade) |
| Phone: 706-210-3435 | Q1: 86.89 (B) | Q2: 82.41 (B-) | 93.33% (A-) |
| Vendor ID# 84510 | Q3: 82.11 (B-) | Q4: 93.33 (A-) | |

| | | | |
|--------------------------------------|---------------------------------------|---------------------------------|------------------------------------|
| # New Foster Homes During Quarter: 1 | # Children in Care During Quarter: 69 | # Placements During Quarter: 76 | # Children in Care On Last Day: 62 |
|--------------------------------------|---------------------------------------|---------------------------------|------------------------------------|

| | | | | |
|--|-------------------------------------|----------------------------------|---------------------------------|-------------------------------|
| | Avg Performance All CPAs (%) | Provider Performance (%)* | Possible Points (Weight) | Provider Points Earned |
|--|-------------------------------------|----------------------------------|---------------------------------|-------------------------------|

OPM Monitoring Reviews

| | | | | |
|------------------------------|-----|-----|-----------|--------------|
| Annual Comprehensive Reviews | 82% | 77% | 25 | 19.36 |
| Safety Reviews | 87% | 83% | 15 | 12.43 |
| Monitoring Sub-Total | | | 40 | 31.78 |

CPA Safety Outcomes

| | | | | |
|---------------------------|-------|--------------------------|-----------|--------------|
| Incidence of Maltreatment | 0.02% | No Substantiated Reports | 10 | 10.00 |
| Staff Training | 67% | 57% | 5 | 2.85 |
| Staff Safety Checks | 86% | 80% | 5 | 4.00 |
| Safety Sub-Total | | | 20 | 16.85 |

CPA Permanency Outcomes

| | | | | |
|-----------------------------|-----|-----|-----------|--------------|
| Placement Stability | 93% | 88% | 15 | 13.20 |
| Permanency Sub-Total | | | 15 | 13.20 |

CPA Well-Being Outcomes

| | | | | |
|--------------------------------|-----|-----|------------|--------------|
| EPSDT Medical Visits | 86% | 93% | 4 | 3.72 |
| EPSDT Dental Visits | 79% | 78% | 4 | 3.12 |
| Academic Supports | 82% | 64% | 3 | 1.92 |
| Provider ECEM Visits | 90% | 85% | 7 | 5.95 |
| Provider General Contacts | 89% | 97% | 7 | 6.79 |
| Placements with Siblings | 68% | 47% | Not Scored | Not Scored |
| Placements within Legal County | 18% | 27% | Not Scored | Not Scored |
| Well-Being Sub-Total | | | 25 | 21.50 |

*Performance calculation descriptions can be found in the FY 2019 RBWO PBP Measurements and Standards Guide.

| | |
|---|-----------------------------|
| Monitoring & Outcomes: Possible Points = 100 | Points Earned: 83.33 |
| Score Before Incentives Credit | 83.33% |
| Incentives Awarded | 10.00 pts |
| PBP Verification | N/A pts |
| Total Score | 93.33% |



DHS, DFCS, Office of Provider Management
Performance-Based Placement Measures
RBWO Provider GA+SCORECARD - CPA



Report Quarter: Q4 FY2020

Provider/Program Name: ENA, Inc., dba NECCO (formerly GA SAFE) - Martinez (673) - CPA

| # New Foster Homes During Quarter: 1 | | # Children in Care During Quarter: 69 | # Placements During Quarter: 76 | # Children in Care On Last Day: 62 |
|---|------------------------------|---------------------------------------|---------------------------------|------------------------------------|
| CPA Incentive Credits | Avg Performance All CPAs (%) | Provider Performance (%)* | Possible Points (Weight) | Provider Points Earned |
| Early EPSDT Medical Visits | | 71% | 2 | 1.42 |
| Early EPSDT Dental Visits | | 24% | 2 | 0.48 |
| Permanency Contacts | | 20% | 5 | 1.00 |
| Additional Academic Supports | | 15% | 2 | 0.30 |
| HS Grad/GED/Prof or Trade Certificate/College | | N/A | 10/5/5/1 | 10.00 |
| EYSS Agreement | | 0% | 5 | 0.00 |
| Community Connections | | 0% | 4 | 0.00 |
| Foster Hm Retention Rate (threshold = 90) | | 81% | 2 | 0.00 |
| Foster Hm Recruitment (threshold = 100) | | 25% | 2 | 0.00 |
| Active Agency Accreditation | | 0% | 4 | 0.00 |
| Staff Clinical Licensure | | 0% | 5 | 0.00 |
| Incentives Total | 5.87 | | | 13.20 |
| Maximum total combined incentive credit allowed is 10 points. | | | Incentives Awarded | 10.00 |

*Performance calculation descriptions can be found in the FY 2019 RBWO PBP Measurements and Standards Guide.

Child Protective Services Investigations and Dispositions

The following investigations data, which is not used for scoring but is considered significant to a provider's performance, is from Georgia SHINES and is not considered final or complete until the end of the fiscal year.

| | |
|-----------------------------------|---|
| Total Reports: | 2 |
| Number Screened In: | 0 |
| Number Screened Out: | 2 |
| Number Substantiated: | 0 |
| Number Unsubstantiated: | 0 |
| Number Active CPS Investigations: | 0 |



DHS, DFCS, Office of Provider Management

Performance-Based Placement Measures

RBWO Provider GA+SCORECARD - CPA



Report Quarter: Q4 FY2020

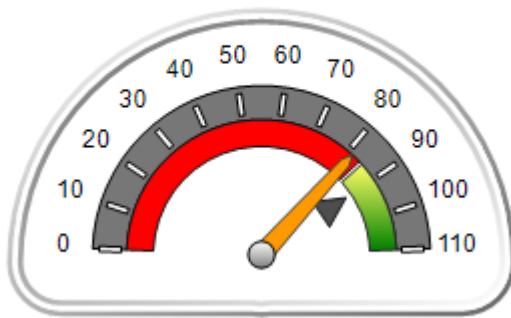
Provider/Program Name: ENA, Inc., dba NECCO (formerly GA SAFE) - Snellville (5396) - CPA

| 320 West Pike St, Lawrenceville, GA 30045 | Quarterly Scores (Grades) | | Current Quarter Score (Grade) |
|---|--|----------------------------------|-------------------------------------|
| Phone: 770-338-0800 | Q1: 95.76 (A) | Q2: 91.02 (A-) | 81.48% (B-) |
| Vendor ID# 163446 | Q3: 87.37 (B+) | Q4: 81.48 (B-) | |
| # New Foster Homes During Quarter: 3 | # Children in Care During Quarter: 160 | # Placements During Quarter: 172 | # Children in Care On Last Day: 145 |

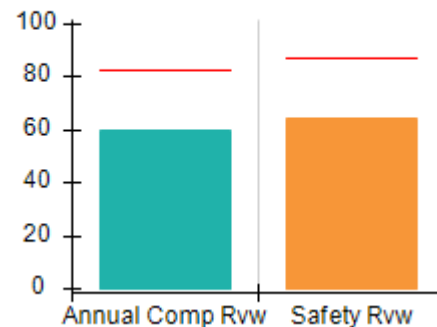
Quarterly Provider Comparisons to All CPAs

▼ — indicates average for all CPAs

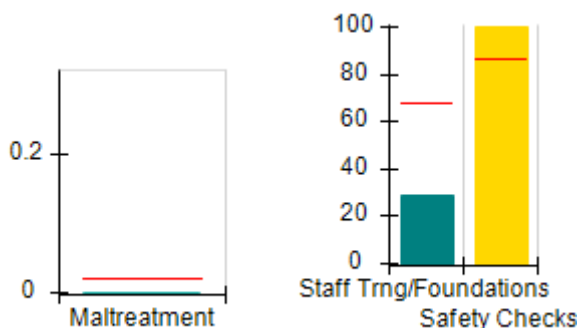
Overall Score (%)



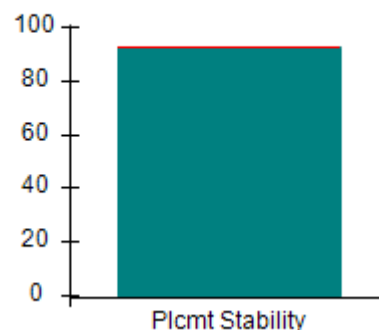
OPM Monitoring Reviews (%)



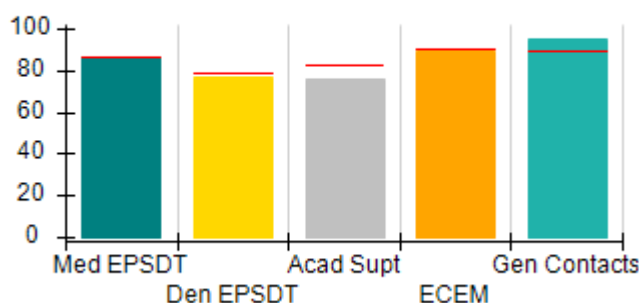
Safety Outcomes (%)



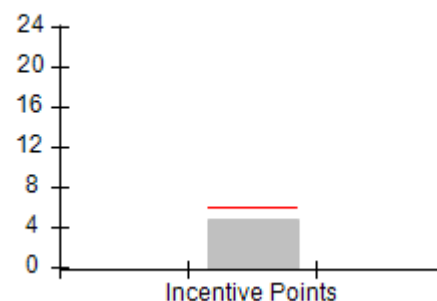
Permanency Outcomes (%)



Well-Being Outcomes (%)



Incentives Earned (Points)





Performance-Based Placement Measures RBWO Provider GA+SCORECARD - CPA

Report Quarter: Q4 FY2020

| | | | | |
|--|-------------------------------------|--|----------------------------------|--------------------------------------|
| Provider/Program Name: ENA, Inc., dba NECCO (formerly GA SAFE) - Snellville (5396) - CPA | | | | |
| 320 West Pike St, Lawrenceville, GA 30045 | | Quarterly Scores (Grades) | | Current Quarter Score (Grade) |
| Phone: 770-338-0800 | | Q1: 95.76 (A) | Q2: 91.02 (A-) | 81.48% (B-) |
| Vendor ID# 163446 | | Q3: 87.37 (B+) | Q4: 81.48 (B-) | |
| # New Foster Homes During Quarter: 3 | | # Children in Care During Quarter: 160 | # Placements During Quarter: 172 | # Children in Care On Last Day: 145 |
| | Avg Performance All CPAs (%) | Provider Performance (%)* | Possible Points (Weight) | Provider Points Earned |
| OPM Monitoring Reviews | | | | |
| Annual Comprehensive Reviews | 82% | 60% | 25 | 15.02 |
| Safety Reviews | 87% | 64% | 15 | 9.64 |
| Monitoring Sub-Total | | | 40 | 24.66 |
| CPA Safety Outcomes | | | | |
| Incidence of Maltreatment | 0.02% | No Substantiated Reports | 10 | 10.00 |
| Staff Training | 67% | 29% | 5 | 1.45 |
| Staff Safety Checks | 86% | 100% | 5 | 5.00 |
| Safety Sub-Total | | | 20 | 16.45 |
| CPA Permanency Outcomes | | | | |
| Placement Stability | 93% | 93% | 15 | 13.95 |
| Permanency Sub-Total | | | 15 | 13.95 |
| CPA Well-Being Outcomes | | | | |
| EPSDT Medical Visits | 86% | 86% | 4 | 3.44 |
| EPSDT Dental Visits | 79% | 77% | 4 | 3.08 |
| Academic Supports | 82% | 76% | 3 | 2.28 |
| Provider ECEM Visits | 90% | 89% | 7 | 6.23 |
| Provider General Contacts | 89% | 95% | 7 | 6.65 |
| Placements with Siblings | 68% | 81% | Not Scored | Not Scored |
| Placements within Legal County | 18% | 19% | Not Scored | Not Scored |
| Well-Being Sub-Total | | | 25 | 21.68 |
| *Performance calculation descriptions can be found in the FY 2019 RBWO PBP Measurements and Standards Guide. | | | | |
| Monitoring & Outcomes: Possible Points = 100 | | | Points Earned: 76.74 | |
| Score Before Incentives Credit | | | 76.74% | |
| Incentives Awarded | | | 4.74 pts | |
| PBP Verification | | | N/A pts | |
| Total Score | | | 81.48% | |



DHS, DFCS, Office of Provider Management
Performance-Based Placement Measures
RBWO Provider GA+SCORECARD - CPA



Report Quarter: Q4 FY2020

Provider/Program Name: ENA, Inc., dba NECCO (formerly GA SAFE) - Snellville (5396) - CPA

| # New Foster Homes During Quarter: 3 | | # Children in Care During Quarter: 160 | # Placements During Quarter: 172 | # Children in Care On Last Day: 145 |
|---|------------------------------|--|----------------------------------|-------------------------------------|
| CPA Incentive Credits | Avg Performance All CPAs (%) | Provider Performance (%)* | Possible Points (Weight) | Provider Points Earned |
| Early EPSDT Medical Visits | | 54% | 2 | 1.08 |
| Early EPSDT Dental Visits | | 23% | 2 | 0.46 |
| Permanency Contacts | | 0% | 5 | 0.00 |
| Additional Academic Supports | | 60% | 2 | 1.20 |
| HS Grad/GED/Prof or Trade Certificate/College | | N/A | 10/5/5/1 | |
| EYSS Agreement | | Not Eligible | 5 | |
| Community Connections | | 0% | 4 | 0.00 |
| Foster Hm Retention Rate (threshold = 90) | | 73% | 2 | 0.00 |
| Foster Hm Recruitment (threshold = 100) | | 200% | 2 | 2.00 |
| Active Agency Accreditation | | 0% | 4 | 0.00 |
| Staff Clinical Licensure | | 0% | 5 | 0.00 |
| Incentives Total | 5.87 | | | 4.74 |
| Maximum total combined incentive credit allowed is 10 points. | | | Incentives Awarded | 4.74 |

*Performance calculation descriptions can be found in the FY 2019 RBWO PBP Measurements and Standards Guide.

Child Protective Services Investigations and Dispositions

The following investigations data, which is not used for scoring but is considered significant to a provider's performance, is from Georgia SHINES and is not considered final or complete until the end of the fiscal year.

| | |
|-----------------------------------|----|
| Total Reports: | 2 |
| Number Screened In: | 0 |
| Number Screened Out: | 2 |
| Number Substantiated: | 0 |
| Number Unsubstantiated: | 3 |
| Number Active CPS Investigations: | -3 |



Performance-Based Placement Measures

RBWO Provider GA+SCORECARD - CPA

Report Quarter: Q4 FY2020

Provider/Program Name: ENA, Inc., dba NECCO (formerly GA SAFE) - Valdosta (5330) - CPA

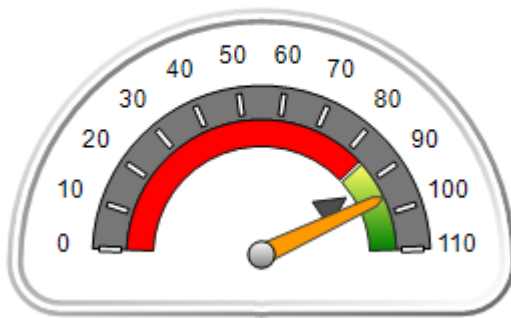
| 120 North Oak St., Valdosta, GA 31601 | Quarterly Scores (Grades) | | Current Quarter Score (Grade) |
|---------------------------------------|---------------------------------------|---------------------------------|------------------------------------|
| Phone: 2294157957 | Q1: 102.19 (A+) | Q2: 100.05 (A+) | 95.54% (A) |
| Vendor ID# 156826 | Q3: 97.64 (A+) | Q4: 95.54 (A) | |
| # New Foster Homes During Quarter: 3 | # Children in Care During Quarter: 77 | # Placements During Quarter: 80 | # Children in Care On Last Day: 68 |

Quarterly Provider Comparisons to All CPAs

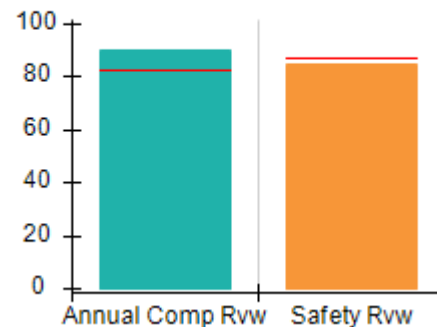


indicates average for all CPAs

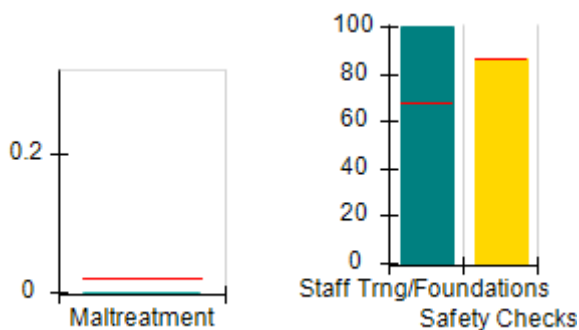
Overall Score (%)



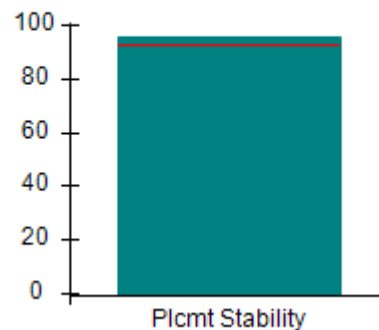
OPM Monitoring Reviews (%)



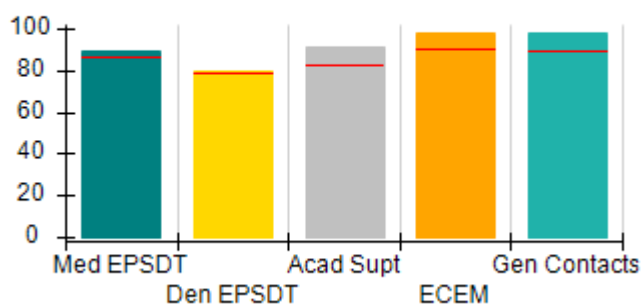
Safety Outcomes (%)



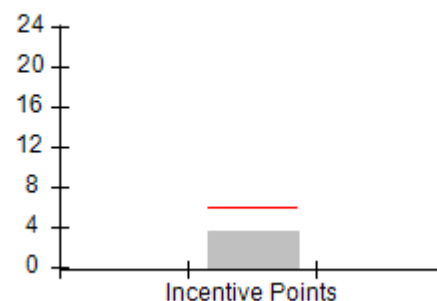
Permanency Outcomes (%)



Well-Being Outcomes (%)



Incentives Earned (Points)





DHS, DFCS, Office of Provider Management
Performance-Based Placement Measures
RBWO Provider GA+SCORECARD - CPA



Report Quarter: Q4 FY2020

| | | | | |
|--|------------------------------|---------------------------------------|---------------------------------|------------------------------------|
| Provider/Program Name: ENA, Inc., dba NECCO (formerly GA SAFE) - Valdosta (5330) - CPA | | | | |
| 120 North Oak St., Valdosta, GA 31601 | | Quarterly Scores (Grades) | | Current Quarter Score (Grade) |
| Phone: 2294157957 | | Q1: 102.19 (A+) | Q2: 100.05 (A+) | 95.54% (A) |
| Vendor ID# 156826 | | Q3: 97.64 (A+) | Q4: 95.54 (A) | |
| # New Foster Homes During Quarter: 3 | | # Children in Care During Quarter: 77 | # Placements During Quarter: 80 | # Children in Care On Last Day: 68 |
| | Avg Performance All CPAs (%) | Provider Performance (%)* | Possible Points (Weight) | Provider Points Earned |
| OPM Monitoring Reviews | | | | |
| Annual Comprehensive Reviews | 82% | 90% | 25 | 22.40 |
| Safety Reviews | 87% | 84% | 15 | 12.67 |
| Monitoring Sub-Total | | | 40 | 35.07 |
| CPA Safety Outcomes | | | | |
| Incidence of Maltreatment | 0.02% | No Substantiated Reports | 10 | 10.00 |
| Staff Training | 67% | 100% | 5 | 5.00 |
| Staff Safety Checks | 86% | 86% | 5 | 4.30 |
| Safety Sub-Total | | | 20 | 19.30 |
| CPA Permanency Outcomes | | | | |
| Placement Stability | 93% | 96% | 15 | 14.40 |
| Permanency Sub-Total | | | 15 | 14.40 |
| CPA Well-Being Outcomes | | | | |
| EPSDT Medical Visits | 86% | 89% | 4 | 3.56 |
| EPSDT Dental Visits | 79% | 80% | 4 | 3.20 |
| Academic Supports | 82% | 91% | 3 | 2.73 |
| Provider ECEM Visits | 90% | 98% | 7 | 6.86 |
| Provider General Contacts | 89% | 98% | 7 | 6.86 |
| Placements with Siblings | 68% | 78% | Not Scored | Not Scored |
| Placements within Legal County | 18% | 0% | Not Scored | Not Scored |
| Well-Being Sub-Total | | | 25 | 23.21 |
| *Performance calculation descriptions can be found in the FY 2019 RBWO PBP Measurements and Standards Guide. | | | | |
| Monitoring & Outcomes: Possible Points = 100 | | | Points Earned: 91.98 | |
| Score Before Incentives Credit | | | 91.98% | |
| Incentives Awarded | | | 3.56 pts | |
| PBP Verification | | | N/A pts | |
| Total Score | | | 95.54% | |



DHS, DFCS, Office of Provider Management
Performance-Based Placement Measures
RBWO Provider GA+SCORECARD - CPA



Report Quarter: Q4 FY2020

Provider/Program Name: ENA, Inc., dba NECCO (formerly GA SAFE) - Valdosta (5330) - CPA

| # New Foster Homes During Quarter: 3 | | # Children in Care During Quarter: 77 | # Placements During Quarter: 80 | # Children in Care On Last Day: 68 |
|---|------------------------------|---------------------------------------|---------------------------------|------------------------------------|
| CPA Incentive Credits | Avg Performance All CPAs (%) | Provider Performance (%)* | Possible Points (Weight) | Provider Points Earned |
| Early EPSDT Medical Visits | | 33% | 2 | 0.66 |
| Early EPSDT Dental Visits | | 45% | 2 | 0.90 |
| Permanency Contacts | | 0% | 5 | 0.00 |
| Additional Academic Supports | | 0% | 2 | 0.00 |
| HS Grad/GED/Prof or Trade Certificate/College | | N/A | 10/5/5/1 | |
| EYSS Agreement | | Not Eligible | 5 | |
| Community Connections | | 0% | 4 | 0.00 |
| Foster Hm Retention Rate (threshold = 90) | | 65% | 2 | 0.00 |
| Foster Hm Recruitment (threshold = 100) | | 125% | 2 | 2.00 |
| Active Agency Accreditation | | 0% | 4 | 0.00 |
| Staff Clinical Licensure | | 0% | 5 | 0.00 |
| Incentives Total | 5.87 | | | 3.56 |
| Maximum total combined incentive credit allowed is 10 points. | | | Incentives Awarded | 3.56 |

*Performance calculation descriptions can be found in the FY 2019 RBWO PBP Measurements and Standards Guide.

Child Protective Services Investigations and Dispositions

The following investigations data, which is not used for scoring but is considered significant to a provider's performance, is from Georgia SHINES and is not considered final or complete until the end of the fiscal year.

| | |
|-----------------------------------|----|
| Total Reports: | 0 |
| Number Screened In: | 0 |
| Number Screened Out: | 0 |
| Number Substantiated: | 0 |
| Number Unsubstantiated: | 1 |
| Number Active CPS Investigations: | -1 |



DHS, DFCS, Office of Provider Management
Performance-Based Placement Measures
RBWO Provider GA+SCORECARD - CPA
Report Quarter: Q4 FY2020



| | | | |
|---|--|----------------------------------|--------------------------------------|
| Provider/Program Name: Faithbridge Foster Care - Atlanta (974) - CPA | | | |
| 4400 Northpoint Parkway, Alpharetta, GA 30022 | Quarterly Scores (Grades) | | Current Quarter Score (Grade) |
| Phone: 678-690-7114 | Q1: 102.93 (A+) | Q2: 105.19 (A+) | 103.50% (A+) |
| Vendor ID# 82494 | Q3: 103.54 (A+) | Q4: 103.50 (A+) | |
| # New Foster Homes During Quarter: 18 | # Children in Care During Quarter: 299 | # Placements During Quarter: 314 | # Children in Care On Last Day: 254 |
| Quarterly Provider Comparisons to All CPAs | | | |

▼ — indicates average for all CPAs





DHS, DFCS, Office of Provider Management
Performance-Based Placement Measures
RBWO Provider GA+SCORECARD - CPA
 Report Quarter: Q4 FY2020



| | | | | |
|---|--|----------------------------------|-------------------------------------|-------------------------------|
| Provider/Program Name: Faithbridge Foster Care - Atlanta (974) - CPA | | | | |
| 4400 Northpoint Parkway, Alpharetta, GA 30022 | Quarterly Scores (Grades) | | | Current Quarter Score (Grade) |
| Phone: 678-690-7114 | Q1: 102.93 (A+) | Q2: 105.19 (A+) | 103.50% (A+) | |
| Vendor ID# 82494 | Q3: 103.54 (A+) | Q4: 103.50 (A+) | | |
| # New Foster Homes During Quarter: 18 | # Children in Care During Quarter: 299 | # Placements During Quarter: 314 | # Children in Care On Last Day: 254 | |
| | Avg Performance All CPAs (%) | Provider Performance (%)* | Possible Points (Weight) | Provider Points Earned |
| OPM Monitoring Reviews | | | | |
| Annual Comprehensive Reviews | 82% | 95% | 25 | 23.83 |
| Safety Reviews | 87% | 100% | 15 | 15.00 |
| Monitoring Sub-Total | | | 40 | 38.83 |
| CPA Safety Outcomes | | | | |
| Incidence of Maltreatment | 0.02% | No Substantiated Reports | 10 | 10.00 |
| Staff Training | 67% | 83% | 5 | 4.15 |
| Staff Safety Checks | 86% | 96% | 5 | 4.80 |
| Safety Sub-Total | | | 20 | 18.95 |
| CPA Permanency Outcomes | | | | |
| Placement Stability | 93% | 95% | 15 | 14.25 |
| Permanency Sub-Total | | | 15 | 14.25 |
| CPA Well-Being Outcomes | | | | |
| EPSDT Medical Visits | 86% | 89% | 4 | 3.56 |
| EPSDT Dental Visits | 79% | 88% | 4 | 3.52 |
| Academic Supports | 82% | 69% | 3 | 2.07 |
| Provider ECEM Visits | 90% | 91% | 7 | 6.37 |
| Provider General Contacts | 89% | 85% | 7 | 5.95 |
| Placements with Siblings | 68% | 62% | Not Scored | Not Scored |
| Placements within Legal County | 18% | 26% | Not Scored | Not Scored |
| Well-Being Sub-Total | | | 25 | 21.47 |

*Performance calculation descriptions can be found in the FY 2019 RBWO PBP Measurements and Standards Guide.

| | | | |
|---|--|-----------------------------|------------------|
| Monitoring & Outcomes: Possible Points = 100 | | Points Earned: 93.50 | |
| Score Before Incentives Credit | | | 93.50% |
| Incentives Awarded | | | 10.00 pts |
| PBP Verification | | | N/A pts |
| Total Score | | | 103.50% |



DHS, DFCS, Office of Provider Management
Performance-Based Placement Measures
RBWO Provider GA+SCORECARD - CPA
Report Quarter: Q4 FY2020



Provider/Program Name: Faithbridge Foster Care - Atlanta (974) - CPA

| # New Foster Homes During Quarter: 18 | | # Children in Care During Quarter: 299 | # Placements During Quarter: 314 | # Children in Care On Last Day: 254 |
|--|------------------------------|--|----------------------------------|-------------------------------------|
| CPA Incentive Credits | Avg Performance All CPAs (%) | Provider Performance (%)* | Possible Points (Weight) | Provider Points Earned |
| Early EPSDT Medical Visits | | 53% | 2 | 1.06 |
| Early EPSDT Dental Visits | | 51% | 2 | 1.02 |
| Permanency Contacts | | 0% | 5 | 0.00 |
| Additional Academic Supports | | 35% | 2 | 0.70 |
| HS Grad/GED/Prof or Trade Certificate/College | | N/A | 10/5/5/1 | 20.00 |
| EYSS Agreement | | 0% | 5 | 0.00 |
| Community Connections | | 0% | 4 | 0.00 |
| Foster Hm Retention Rate (threshold = 90) | | 88% | 2 | 0.00 |
| Foster Hm Recruitment (threshold = 100) | | 500% | 2 | 2.00 |
| Active Agency Accreditation | | 50% | 4 | 2.00 |
| Staff Clinical Licensure | | 0% | 5 | 0.00 |
| Incentives Total | 5.87 | | | 26.78 |
| Maximum total combined incentive credit allowed is 10 points. | | | Incentives Awarded | 10.00 |
| *Performance calculation descriptions can be found in the FY 2019 RBWO PBP Measurements and Standards Guide. | | | | |

Child Protective Services Investigations and Dispositions

The following investigations data, which is not used for scoring but is considered significant to a provider's performance, is from Georgia SHINES and is not considered final or complete until the end of the fiscal year.

| | |
|-----------------------------------|----|
| Total Reports: | 3 |
| Number Screened In: | 3 |
| Number Screened Out: | 0 |
| Number Substantiated: | 0 |
| Number Unsubstantiated: | 4 |
| Number Active CPS Investigations: | -1 |



DHS, DFCS, Office of Provider Management
Performance-Based Placement Measures
RBWO Provider GA+SCORECARD - CPA
Report Quarter: Q4 FY2020



| | | | |
|---|---------------------------------------|---------------------------------|--------------------------------------|
| Provider/Program Name: Families 4 Families - Dublin (5339) - CPA | | | |
| 508 Tucker Street, Dublin, GA 31021 | Quarterly Scores (Grades) | | Current Quarter Score (Grade) |
| Phone: 478-308-7952 | Q1: 99.26 (A+) | Q2: 103.21 (A+) | 95.57% (A) |
| Vendor ID# 157625 | Q3: 105.02 (A+) | Q4: 95.57 (A) | |
| # New Foster Homes During Quarter: 0 | # Children in Care During Quarter: 15 | # Placements During Quarter: 16 | # Children in Care On Last Day: 12 |
| Quarterly Provider Comparisons to All CPAs | | | |

▼ — indicates average for all CPAs





DHS, DFCS, Office of Provider Management
Performance-Based Placement Measures
RBWO Provider GA+SCORECARD - CPA
 Report Quarter: Q4 FY2020



Provider/Program Name: Families 4 Families - Dublin (5339) - CPA

| | | | |
|-------------------------------------|---------------------------|-----------------|-------------------------------|
| 508 Tucker Street, Dublin, GA 31021 | Quarterly Scores (Grades) | | Current Quarter Score (Grade) |
| Phone: 478-308-7952 | Q1: 99.26 (A+) | Q2: 103.21 (A+) | 95.57% (A) |
| Vendor ID# 157625 | Q3: 105.02 (A+) | Q4: 95.57 (A) | |

| | | | |
|--------------------------------------|---------------------------------------|---------------------------------|------------------------------------|
| # New Foster Homes During Quarter: 0 | # Children in Care During Quarter: 15 | # Placements During Quarter: 16 | # Children in Care On Last Day: 12 |
|--------------------------------------|---------------------------------------|---------------------------------|------------------------------------|

| | Avg Performance All CPAs (%) | Provider Performance (%)* | Possible Points (Weight) | Provider Points Earned |
|--|------------------------------|---------------------------|--------------------------|------------------------|
|--|------------------------------|---------------------------|--------------------------|------------------------|

OPM Monitoring Reviews

| | | | | |
|------------------------------|-----|-----|-----------|--------------|
| Annual Comprehensive Reviews | 82% | 96% | 25 | 23.96 |
| Safety Reviews | 87% | 90% | 15 | 13.50 |
| Monitoring Sub-Total | | | 40 | 37.46 |

CPA Safety Outcomes

| | | | | |
|---------------------------|-------|--------------------------|-----------|--------------|
| Incidence of Maltreatment | 0.02% | No Substantiated Reports | 10 | 10.00 |
| Staff Training | 67% | 80% | 5 | 4.00 |
| Staff Safety Checks | 86% | 100% | 5 | 5.00 |
| Safety Sub-Total | | | 20 | 19.00 |

CPA Permanency Outcomes

| | | | | |
|-----------------------------|-----|-----|-----------|--------------|
| Placement Stability | 93% | 93% | 15 | 13.95 |
| Permanency Sub-Total | | | 15 | 13.95 |

CPA Well-Being Outcomes

| | | | | |
|--------------------------------|-----|------|------------|--------------|
| EPSDT Medical Visits | 86% | 100% | 4 | 4.00 |
| EPSDT Dental Visits | 79% | 90% | 4 | 3.60 |
| Academic Supports | 82% | 64% | 3 | 1.92 |
| Provider ECEM Visits | 90% | 100% | 7 | 7.00 |
| Provider General Contacts | 89% | 100% | 7 | 7.00 |
| Placements with Siblings | 68% | 79% | Not Scored | Not Scored |
| Placements within Legal County | 18% | 0% | Not Scored | Not Scored |
| Well-Being Sub-Total | | | 25 | 23.52 |

*Performance calculation descriptions can be found in the FY 2019 RBWO PBP Measurements and Standards Guide.

| | |
|---|-----------------------------|
| Monitoring & Outcomes: Possible Points = 100 | Points Earned: 93.93 |
| Score Before Incentives Credit | 93.93% |
| Incentives Awarded | 1.64 pts |
| PBP Verification | N/A pts |
| Total Score | 95.57% |



DHS, DFCS, Office of Provider Management
Performance-Based Placement Measures
RBWO Provider GA+SCORECARD - CPA
Report Quarter: Q4 FY2020



Provider/Program Name: Families 4 Families - Dublin (5339) - CPA

| # New Foster Homes During Quarter: 0 | | # Children in Care During Quarter: 15 | # Placements During Quarter: 16 | # Children in Care On Last Day: 12 |
|---|------------------------------|---------------------------------------|---------------------------------|------------------------------------|
| CPA Incentive Credits | Avg Performance All CPAs (%) | Provider Performance (%)* | Possible Points (Weight) | Provider Points Earned |
| Early EPSDT Medical Visits | | Not Eligible | 2 | |
| Early EPSDT Dental Visits | | 0% | 2 | 0.00 |
| Permanency Contacts | | None Planned | 5 | |
| Additional Academic Supports | | 57% | 2 | 1.14 |
| HS Grad/GED/Prof or Trade Certificate/College | | N/A | 10/5/5/1 | |
| EYSS Agreement | | Not Eligible | 5 | |
| Community Connections | | 0% | 4 | 0.00 |
| Foster Hm Retention Rate (threshold = 90) | | 80% | 2 | 0.00 |
| Foster Hm Recruitment (threshold = 100) | | 0% | 2 | 0.00 |
| Active Agency Accreditation | | 0% | 4 | 0.00 |
| Staff Clinical Licensure | | 10% | 5 | 0.50 |
| Incentives Total | 5.87 | | | 1.64 |
| Maximum total combined incentive credit allowed is 10 points. | | | Incentives Awarded | 1.64 |

*Performance calculation descriptions can be found in the FY 2019 RBWO PBP Measurements and Standards Guide.

Child Protective Services Investigations and Dispositions

The following investigations data, which is not used for scoring but is considered significant to a provider's performance, is from Georgia SHINES and is not considered final or complete until the end of the fiscal year.

| | | |
|-----------------------------------|---|--|
| Total Reports: | 0 | |
| Number Screened In: | 0 | |
| Number Screened Out: | 0 | |
| Number Substantiated: | 0 | |
| Number Unsubstantiated: | 0 | |
| Number Active CPS Investigations: | 0 | |



DHS, DFCS, Office of Provider Management

Performance-Based Placement Measures


RBWO Provider GA+SCORECARD - CPA

Report Quarter: Q4 FY2020

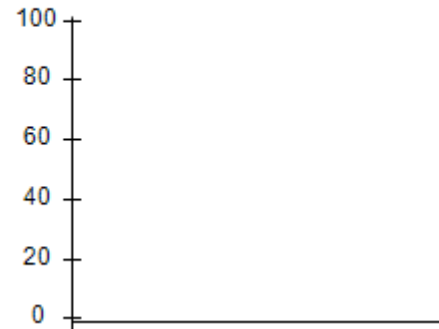


▼ — indicates average for all CPAs

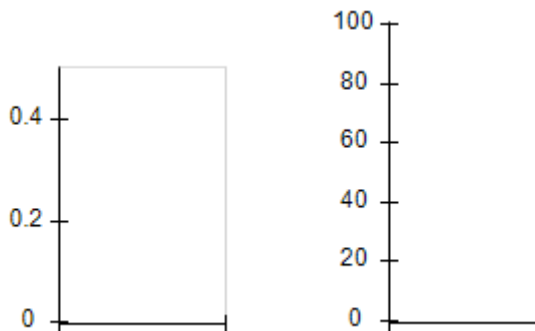
Overall Score (%)



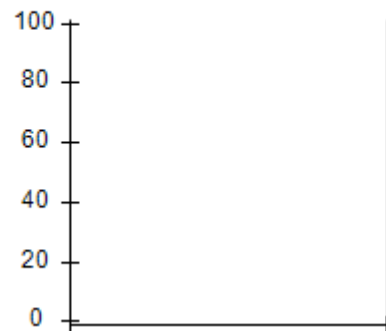
OPM Monitoring Reviews (%)



Safety Outcomes (%)



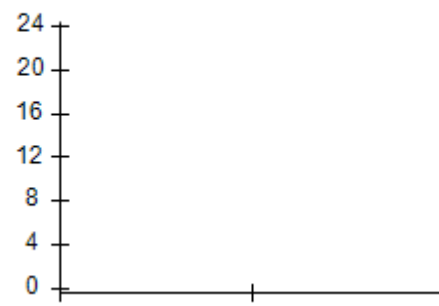
Permanency Outcomes (%)



Well-Being Outcomes (%)



Incentives Earned (Points)





DHS, DFCS, Office of Provider Management
Performance-Based Placement Measures
RBWO Provider GA+SCORECARD - CPA
Report Quarter: Q4 FY2020



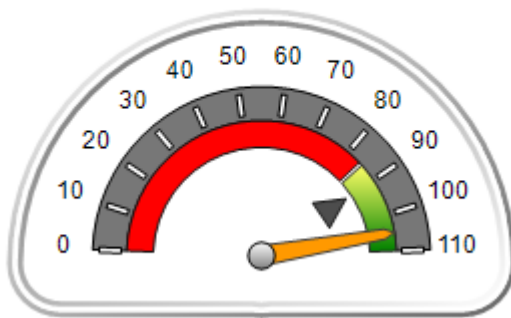
Provider/Program Name: Families 4 Families - Loganville (5257) - CPA

| | | | |
|--|--|----------------------------------|-------------------------------------|
| 3915 Harrison Road, Loganville, GA 30052 | Quarterly Scores (Grades) | | Current Quarter Score (Grade) |
| Phone: 770-462-3405 | Q1: 101.70 (A+) | Q2: 99.67 (A+) | 105.06% (A+) |
| Vendor ID# 152583 | Q3: 102.08 (A+) | Q4: 105.06 (A+) | |
| # New Foster Homes During Quarter: 12 | # Children in Care During Quarter: 116 | # Placements During Quarter: 116 | # Children in Care On Last Day: 106 |

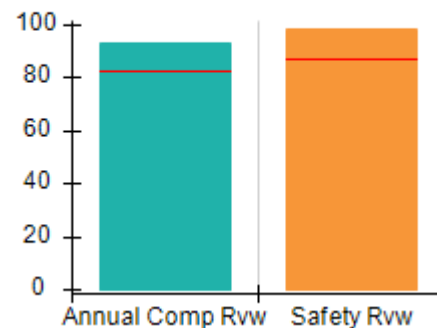
Quarterly Provider Comparisons to All CPAs

▼ — indicates average for all CPAs

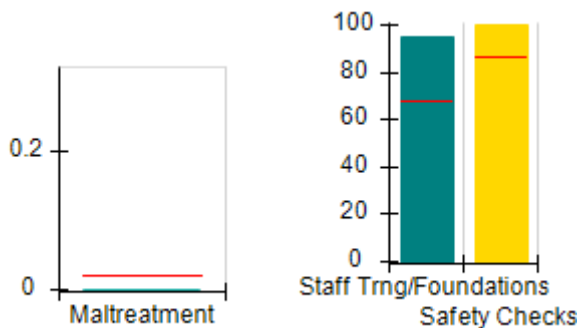
Overall Score (%)



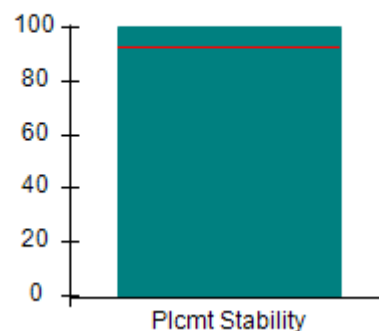
OPM Monitoring Reviews (%)



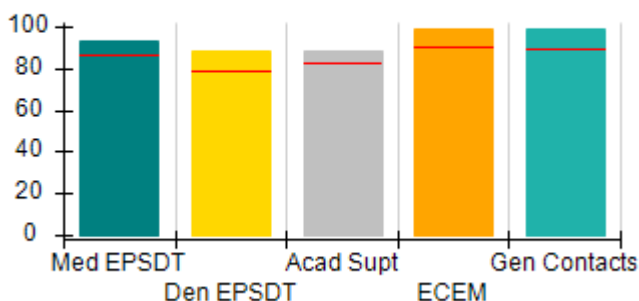
Safety Outcomes (%)



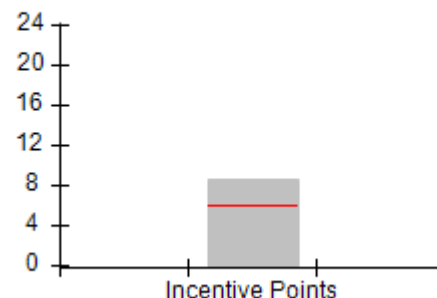
Permanency Outcomes (%)



Well-Being Outcomes (%)



Incentives Earned (Points)





DHS, DFCS, Office of Provider Management
Performance-Based Placement Measures
RBWO Provider GA+SCORECARD - CPA
 Report Quarter: Q4 FY2020



| Provider/Program Name: Families 4 Families - Loganville (5257) - CPA | | | | |
|--|------------------------------|--|----------------------------------|-------------------------------------|
| 3915 Harrison Road, Loganville, GA 30052 | | Quarterly Scores (Grades) | | Current Quarter Score (Grade) |
| Phone: 770-462-3405 | | Q1: 101.70 (A+) | Q2: 99.67 (A+) | 105.06% (A+) |
| Vendor ID# 152583 | | Q3: 102.08 (A+) | Q4: 105.06 (A+) | |
| # New Foster Homes During Quarter: 12 | | # Children in Care During Quarter: 116 | # Placements During Quarter: 116 | # Children in Care On Last Day: 106 |
| | Avg Performance All CPAs (%) | Provider Performance (%)* | Possible Points (Weight) | Provider Points Earned |
| OPM Monitoring Reviews | | | | |
| Annual Comprehensive Reviews | 82% | 93% | 25 | 23.25 |
| Safety Reviews | 87% | 98% | 15 | 14.75 |
| Monitoring Sub-Total | | | 40 | 37.99 |
| CPA Safety Outcomes | | | | |
| Incidence of Maltreatment | 0.02% | No Substantiated Reports | 10 | 10.00 |
| Staff Training | 67% | 95% | 5 | 4.75 |
| Staff Safety Checks | 86% | 100% | 5 | 5.00 |
| Safety Sub-Total | | | 20 | 19.75 |
| CPA Permanency Outcomes | | | | |
| Placement Stability | 93% | 100% | 15 | 15.00 |
| Permanency Sub-Total | | | 15 | 15.00 |
| CPA Well-Being Outcomes | | | | |
| EPSDT Medical Visits | 86% | 93% | 4 | 3.72 |
| EPSDT Dental Visits | 79% | 88% | 4 | 3.52 |
| Academic Supports | 82% | 88% | 3 | 2.64 |
| Provider ECEM Visits | 90% | 99% | 7 | 6.93 |
| Provider General Contacts | 89% | 99% | 7 | 6.93 |
| Placements with Siblings | 68% | 80% | Not Scored | Not Scored |
| Placements within Legal County | 18% | 18% | Not Scored | Not Scored |
| Well-Being Sub-Total | | | 25 | 23.74 |

*Performance calculation descriptions can be found in the FY 2019 RBWO PBP Measurements and Standards Guide.

| | | | |
|---|--|-----------------------------|-----------------|
| Monitoring & Outcomes: Possible Points = 100 | | Points Earned: 96.48 | |
| Score Before Incentives Credit | | | 96.48% |
| Incentives Awarded | | | 8.58 pts |
| PBP Verification | | | N/A pts |
| Total Score | | | 105.06% |



DHS, DFCS, Office of Provider Management
Performance-Based Placement Measures
RBWO Provider GA+SCORECARD - CPA
Report Quarter: Q4 FY2020



Provider/Program Name: Families 4 Families - Loganville (5257) - CPA

| # New Foster Homes During Quarter: 12 | | # Children in Care During Quarter: 116 | # Placements During Quarter: 116 | # Children in Care On Last Day: 106 |
|---|------------------------------|--|----------------------------------|-------------------------------------|
| CPA Incentive Credits | Avg Performance All CPAs (%) | Provider Performance (%)* | Possible Points (Weight) | Provider Points Earned |
| Early EPSDT Medical Visits | | 94% | 2 | 1.88 |
| Early EPSDT Dental Visits | | 64% | 2 | 1.28 |
| Permanency Contacts | | 0% | 5 | 0.00 |
| Additional Academic Supports | | 46% | 2 | 0.92 |
| HS Grad/GED/Prof or Trade Certificate/College | | N/A | 10/5/5/1 | |
| EYSS Agreement | | Not Eligible | 5 | |
| Community Connections | | 0% | 4 | 0.00 |
| Foster Hm Retention Rate (threshold = 90) | | 90% | 2 | 2.00 |
| Foster Hm Recruitment (threshold = 100) | | 375% | 2 | 2.00 |
| Active Agency Accreditation | | 0% | 4 | 0.00 |
| Staff Clinical Licensure | | 10% | 5 | 0.50 |
| Incentives Total | 5.87 | | | 8.58 |
| Maximum total combined incentive credit allowed is 10 points. | | | Incentives Awarded | 8.58 |

*Performance calculation descriptions can be found in the FY 2019 RBWO PBP Measurements and Standards Guide.

Child Protective Services Investigations and Dispositions

The following investigations data, which is not used for scoring but is considered significant to a provider's performance, is from Georgia SHINES and is not considered final or complete until the end of the fiscal year.

| | |
|-----------------------------------|----|
| Total Reports: | 1 |
| Number Screened In: | 0 |
| Number Screened Out: | 1 |
| Number Substantiated: | 0 |
| Number Unsubstantiated: | 1 |
| Number Active CPS Investigations: | -1 |



DHS, DFCS, Office of Provider Management

Performance-Based Placement Measures


RBWO Provider GA+SCORECARD - CPA

Report Quarter: Q4 FY2020

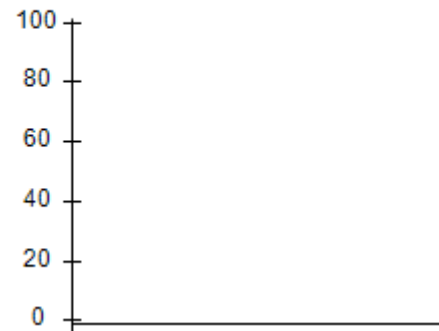


▼ — indicates average for all CPAs

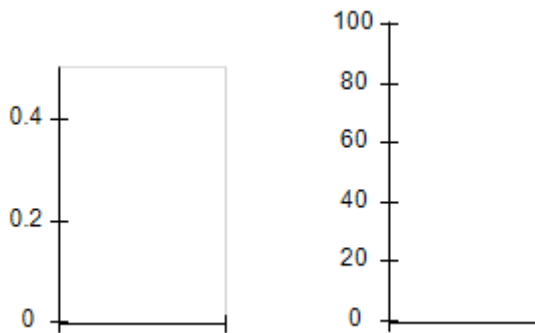
Overall Score (%)



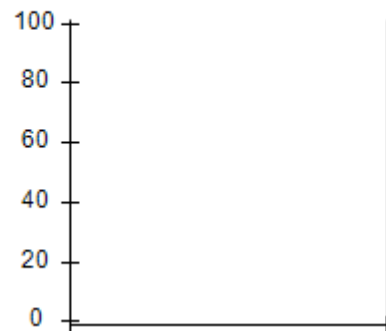
OPM Monitoring Reviews (%)



Safety Outcomes (%)



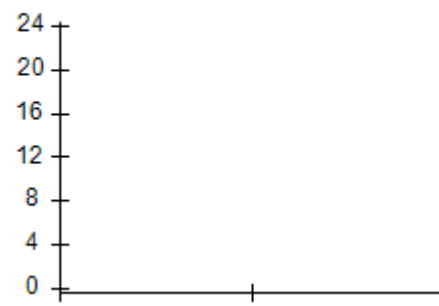
Permanency Outcomes (%)



Well-Being Outcomes (%)



Incentives Earned (Points)



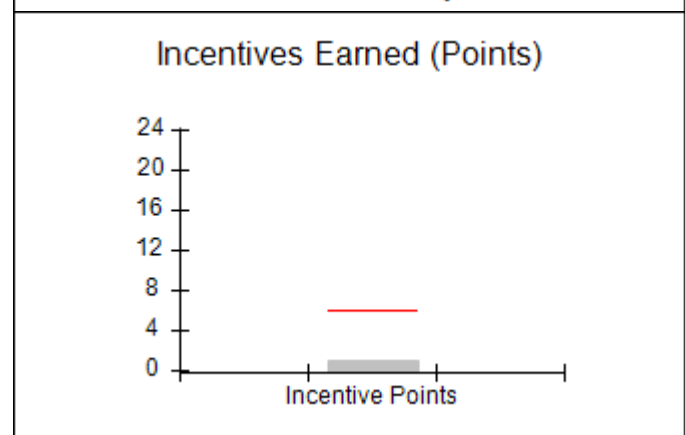
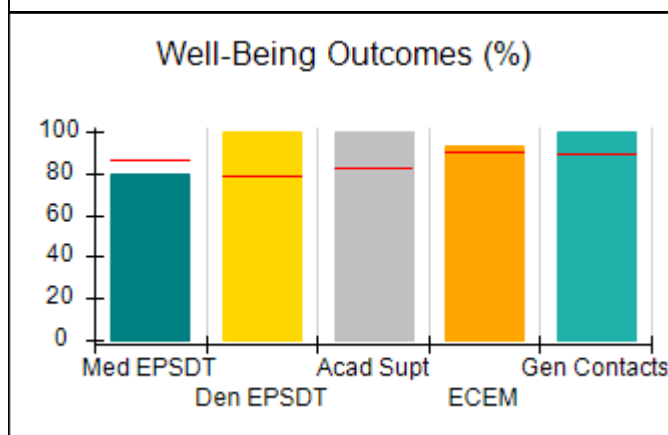
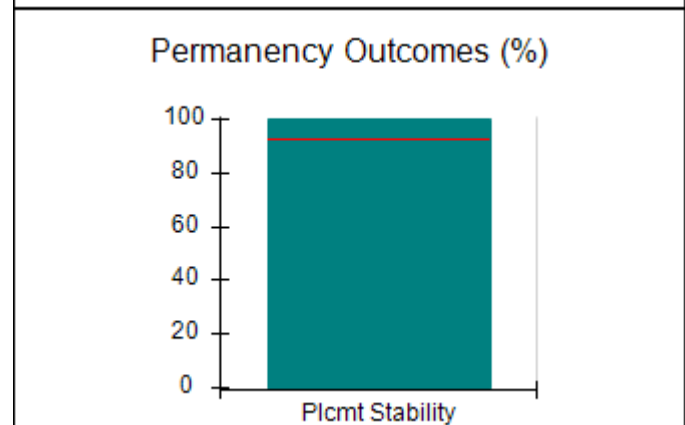
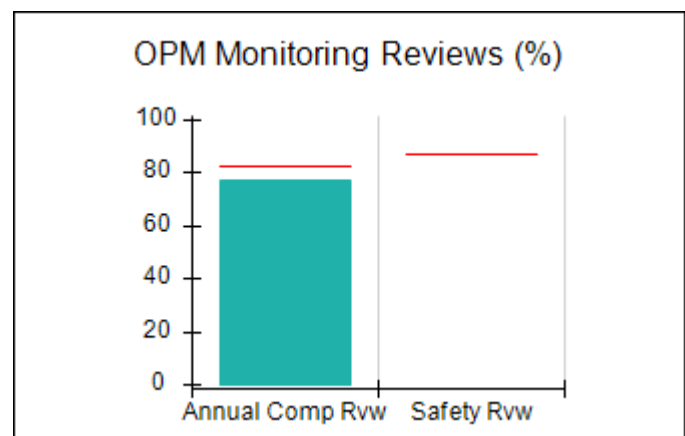
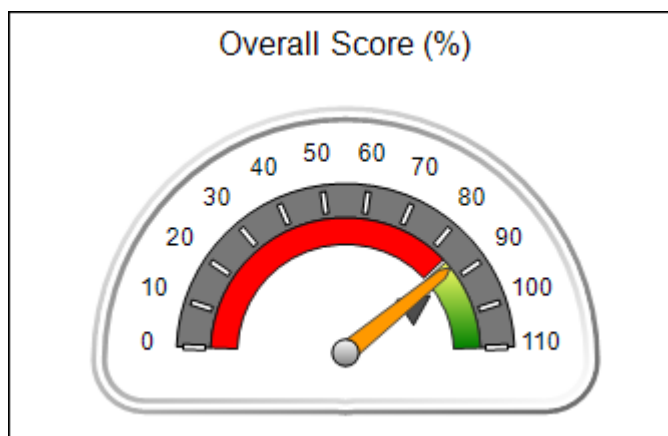


DHS, DFCS, Office of Provider Management
Performance-Based Placement Measures
RBWO Provider GA+SCORECARD - CPA
Report Quarter: Q4 FY2020



| Provider/Program Name: Families First - Foster Care Program: Atlanta (639) - CPA | | | |
|--|--------------------------------------|--------------------------------|-----------------------------------|
| 80 Joseph E. Lowery Blvd NW, Atlanta, GA 30314 | Quarterly Scores (Grades) | | Current Quarter Score (Grade) |
| Phone: 404-853-2867 | Q1: 95.73 (A) | Q2: 93.29 (A-) | 86.87% (B) |
| Vendor ID# 35335 | Q3: 97.44 (A+) | Q4: 86.87 (B) | |
| # New Foster Homes During Quarter: 0 | # Children in Care During Quarter: 5 | # Placements During Quarter: 5 | # Children in Care On Last Day: 5 |
| Quarterly Provider Comparisons to All CPAs | | | |

▼ — indicates average for all CPAs





DHS, DFCS, Office of Provider Management
Performance-Based Placement Measures
RBWO Provider GA+SCORECARD - CPA
 Report Quarter: Q4 FY2020



Provider/Program Name: Families First - Foster Care Program: Atlanta (639) - CPA

| | | | |
|--|---------------------------|----------------|-------------------------------|
| 80 Joseph E. Lowery Blvd NW, Atlanta, GA 30314 | Quarterly Scores (Grades) | | Current Quarter Score (Grade) |
| Phone: 404-853-2867 | Q1: 95.73 (A) | Q2: 93.29 (A-) | 86.87% (B) |
| Vendor ID# 35335 | Q3: 97.44 (A+) | Q4: 86.87 (B) | |

| | | | |
|--------------------------------------|--------------------------------------|--------------------------------|-----------------------------------|
| # New Foster Homes During Quarter: 0 | # Children in Care During Quarter: 5 | # Placements During Quarter: 5 | # Children in Care On Last Day: 5 |
|--------------------------------------|--------------------------------------|--------------------------------|-----------------------------------|

| | Avg Performance All CPAs (%) | Provider Performance (%)* | Possible Points (Weight) | Provider Points Earned |
|--|------------------------------|---------------------------|--------------------------|------------------------|
|--|------------------------------|---------------------------|--------------------------|------------------------|

OPM Monitoring Reviews

| | | | | |
|------------------------------|-----|-------------------|-----------|--------------|
| Annual Comprehensive Reviews | 82% | 77% | 25 | 19.28 |
| Safety Reviews | 87% | Not Yet Conducted | | |
| Monitoring Sub-Total | | | 25 | 19.28 |

CPA Safety Outcomes

| | | | | |
|---------------------------|-------|--------------------------|-----------|--------------|
| Incidence of Maltreatment | 0.02% | No Substantiated Reports | 10 | 10.00 |
| Staff Training | 67% | 33% | 5 | 1.65 |
| Staff Safety Checks | 86% | 67% | 5 | 3.35 |
| Safety Sub-Total | | | 20 | 15.00 |

CPA Permanency Outcomes

| | | | | |
|-----------------------------|-----|------|-----------|--------------|
| Placement Stability | 93% | 100% | 15 | 15.00 |
| Permanency Sub-Total | | | 15 | 15.00 |

CPA Well-Being Outcomes

| | | | | |
|--------------------------------|-----|--------------|------------|--------------|
| EPSDT Medical Visits | 86% | 80% | 4 | 3.20 |
| EPSDT Dental Visits | 79% | 100% | 4 | 4.00 |
| Academic Supports | 82% | 100% | 3 | 3.00 |
| Provider ECEM Visits | 90% | 93% | 7 | 6.51 |
| Provider General Contacts | 89% | 100% | 7 | 7.00 |
| Placements with Siblings | 68% | 0% | Not Scored | Not Scored |
| Placements within Legal County | 18% | Not Eligible | Not Scored | Not Scored |
| Well-Being Sub-Total | | | 25 | 23.71 |

*Performance calculation descriptions can be found in the FY 2019 RBWO PBP Measurements and Standards Guide.

| | | | |
|--|--|-----------------------------|-----------------|
| Monitoring & Outcomes: Possible Points = 85 | | Points Earned: 72.99 | |
| Score Before Incentives Credit | | | 85.87% |
| Incentives Awarded | | | 1.00 pts |
| PBP Verification | | | N/A pts |
| Total Score | | | 86.87% |



DHS, DFCS, Office of Provider Management
Performance-Based Placement Measures
RBWO Provider GA+SCORECARD - CPA
Report Quarter: Q4 FY2020



Provider/Program Name: Families First - Foster Care Program: Atlanta (639) - CPA

| # New Foster Homes During Quarter: 0 | | # Children in Care During Quarter: 5 | # Placements During Quarter: 5 | # Children in Care On Last Day: 5 |
|---|------------------------------|--------------------------------------|--------------------------------|-----------------------------------|
| CPA Incentive Credits | Avg Performance All CPAs (%) | Provider Performance (%)* | Possible Points (Weight) | Provider Points Earned |
| Early EPSDT Medical Visits | | Not Eligible | 2 | |
| Early EPSDT Dental Visits | | Not Eligible | 2 | |
| Permanency Contacts | | None Planned | 5 | |
| Additional Academic Supports | | 0% | 2 | 0.00 |
| HS Grad/GED/Prof or Trade Certificate/College | | N/A | 10/5/5/1 | |
| EYSS Agreement | | Not Eligible | 5 | |
| Community Connections | | 0% | 4 | 0.00 |
| Foster Hm Retention Rate (threshold = 90) | | 38% | 2 | 0.00 |
| Foster Hm Recruitment (threshold = 100) | | 0% | 2 | 0.00 |
| Active Agency Accreditation | | 0% | 4 | 0.00 |
| Staff Clinical Licensure | | 20% | 5 | 1.00 |
| Incentives Total | 5.87 | | | 1.00 |
| Maximum total combined incentive credit allowed is 10 points. | | | Incentives Awarded | 1.00 |

*Performance calculation descriptions can be found in the FY 2019 RBWO PBP Measurements and Standards Guide.

Child Protective Services Investigations and Dispositions

The following investigations data, which is not used for scoring but is considered significant to a provider's performance, is from Georgia SHINES and is not considered final or complete until the end of the fiscal year.

| | |
|-----------------------------------|---|
| Total Reports: | 1 |
| Number Screened In: | 0 |
| Number Screened Out: | 1 |
| Number Substantiated: | 0 |
| Number Unsubstantiated: | 0 |
| Number Active CPS Investigations: | 0 |



DHS, DFCS, Office of Provider Management

Performance-Based Placement Measures


RBWO Provider GA+SCORECARD - CPA

Report Quarter: Q4 FY2020

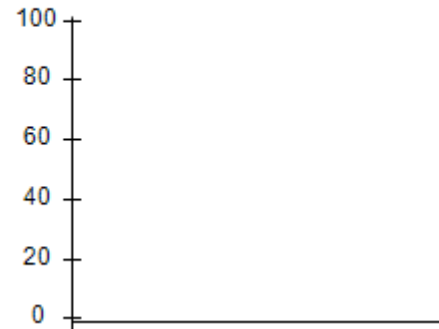


▼ — indicates average for all CPAs

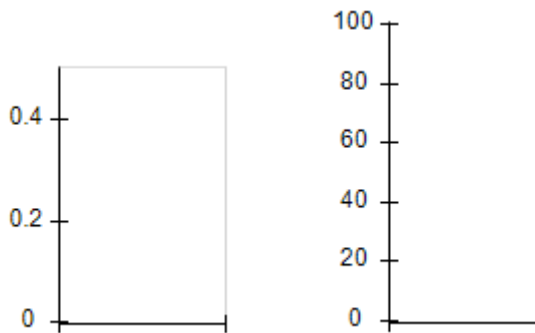
Overall Score (%)



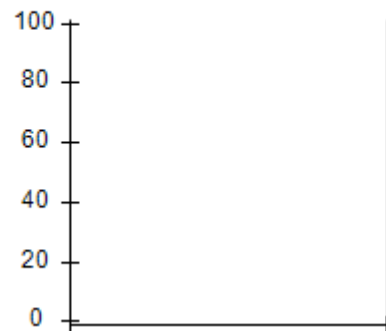
OPM Monitoring Reviews (%)



Safety Outcomes (%)



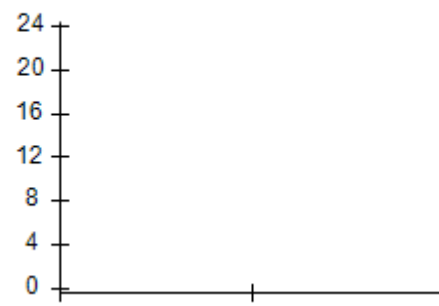
Permanency Outcomes (%)



Well-Being Outcomes (%)



Incentives Earned (Points)





DHS, DFCS, Office of Provider Management
Performance-Based Placement Measures
RBWO Provider GA+SCORECARD - CPA
Report Quarter: Q4 FY2020



| | | | |
|--|---------------------------------------|---------------------------------|--------------------------------------|
| Provider/Program Name: Generational Child Care - (5267) - CPA | | | |
| 275 Northside Crossing, Macon, GA 31210 | Quarterly Scores (Grades) | | Current Quarter Score (Grade) |
| Phone: 478-477-1289 | Q1: 99.27 (A+) | Q2: 95.43 (A) | 97.67% (A+) |
| Vendor ID# 107250 | Q3: 105.18 (A+) | Q4: 97.67 (A+) | |
| # New Foster Homes During Quarter: 1 | # Children in Care During Quarter: 34 | # Placements During Quarter: 34 | # Children in Care On Last Day: 29 |
| Quarterly Provider Comparisons to All CPAs | | | |

▼ — indicates average for all CPAs





DHS, DFCS, Office of Provider Management
Performance-Based Placement Measures
RBWO Provider GA+SCORECARD - CPA
 Report Quarter: Q4 FY2020



Provider/Program Name: Generational Child Care - (5267) - CPA

| | | | |
|---|---------------------------|----------------|-------------------------------|
| 275 Northside Crossing, Macon, GA 31210 | Quarterly Scores (Grades) | | Current Quarter Score (Grade) |
| Phone: 478-477-1289 | Q1: 99.27 (A+) | Q2: 95.43 (A) | 97.67% (A+) |
| Vendor ID# 107250 | Q3: 105.18 (A+) | Q4: 97.67 (A+) | |

| | | | |
|--------------------------------------|---------------------------------------|---------------------------------|------------------------------------|
| # New Foster Homes During Quarter: 1 | # Children in Care During Quarter: 34 | # Placements During Quarter: 34 | # Children in Care On Last Day: 29 |
|--------------------------------------|---------------------------------------|---------------------------------|------------------------------------|

| | Avg Performance All CPAs (%) | Provider Performance (%)* | Possible Points (Weight) | Provider Points Earned |
|--|------------------------------|---------------------------|--------------------------|------------------------|
|--|------------------------------|---------------------------|--------------------------|------------------------|

OPM Monitoring Reviews

| | | | | |
|------------------------------|-----|-----|-----------|--------------|
| Annual Comprehensive Reviews | 82% | 88% | 25 | 21.95 |
| Safety Reviews | 87% | 95% | 15 | 14.25 |
| Monitoring Sub-Total | | | 40 | 36.20 |

CPA Safety Outcomes

| | | | | |
|---------------------------|-------|--------------------------|-----------|--------------|
| Incidence of Maltreatment | 0.02% | No Substantiated Reports | 10 | 10.00 |
| Staff Training | 67% | 80% | 5 | 4.00 |
| Staff Safety Checks | 86% | 75% | 5 | 3.75 |
| Safety Sub-Total | | | 20 | 17.75 |

CPA Permanency Outcomes

| | | | | |
|-----------------------------|-----|------|-----------|--------------|
| Placement Stability | 93% | 100% | 15 | 15.00 |
| Permanency Sub-Total | | | 15 | 15.00 |

CPA Well-Being Outcomes

| | | | | |
|--------------------------------|-----|--------------|------------|--------------|
| EPSDT Medical Visits | 86% | 100% | 4 | 4.00 |
| EPSDT Dental Visits | 79% | 100% | 4 | 4.00 |
| Academic Supports | 82% | 100% | 3 | 3.00 |
| Provider ECEM Visits | 90% | 97% | 7 | 6.79 |
| Provider General Contacts | 89% | 99% | 7 | 6.93 |
| Placements with Siblings | 68% | 100% | Not Scored | Not Scored |
| Placements within Legal County | 18% | Not Eligible | Not Scored | Not Scored |
| Well-Being Sub-Total | | | 25 | 24.72 |

*Performance calculation descriptions can be found in the FY 2019 RBWO PBP Measurements and Standards Guide.

| | | | |
|---|--|-----------------------------|-----------------|
| Monitoring & Outcomes: Possible Points = 100 | | Points Earned: 93.67 | |
| Score Before Incentives Credit | | | 93.67% |
| Incentives Awarded | | | 4.00 pts |
| PBP Verification | | | N/A pts |
| Total Score | | | 97.67% |



DHS, DFCS, Office of Provider Management
Performance-Based Placement Measures
RBWO Provider GA+SCORECARD - CPA
Report Quarter: Q4 FY2020



Provider/Program Name: Generational Child Care - (5267) - CPA

| # New Foster Homes During Quarter: 1 | | # Children in Care During Quarter: 34 | # Placements During Quarter: 34 | # Children in Care On Last Day: 29 |
|---|------------------------------|---------------------------------------|---------------------------------|------------------------------------|
| CPA Incentive Credits | Avg Performance All CPAs (%) | Provider Performance (%)* | Possible Points (Weight) | Provider Points Earned |
| Early EPSDT Medical Visits | | Not Eligible | 2 | |
| Early EPSDT Dental Visits | | 100% | 2 | 2.00 |
| Permanency Contacts | | 0% | 5 | 0.00 |
| Additional Academic Supports | | 0% | 2 | 0.00 |
| HS Grad/GED/Prof or Trade Certificate/College | | N/A | 10/5/5/1 | |
| EYSS Agreement | | Not Eligible | 5 | |
| Community Connections | | 0% | 4 | 0.00 |
| Foster Hm Retention Rate (threshold = 90) | | 88% | 2 | 0.00 |
| Foster Hm Recruitment (threshold = 100) | | 50% | 2 | 0.00 |
| Active Agency Accreditation | | 50% | 4 | 2.00 |
| Staff Clinical Licensure | | 0% | 5 | 0.00 |
| Incentives Total | 5.87 | | | 4.00 |
| Maximum total combined incentive credit allowed is 10 points. | | | Incentives Awarded | 4.00 |

*Performance calculation descriptions can be found in the FY 2019 RBWO PBP Measurements and Standards Guide.

Child Protective Services Investigations and Dispositions

The following investigations data, which is not used for scoring but is considered significant to a provider's performance, is from Georgia SHINES and is not considered final or complete until the end of the fiscal year.

| | |
|-----------------------------------|---|
| Total Reports: | 0 |
| Number Screened In: | 0 |
| Number Screened Out: | 0 |
| Number Substantiated: | 0 |
| Number Unsubstantiated: | 0 |
| Number Active CPS Investigations: | 0 |



DHS, DFCS, Office of Provider Management
Performance-Based Placement Measures
RBWO Provider GA+SCORECARD - CPA



Report Quarter: Q4 FY2020

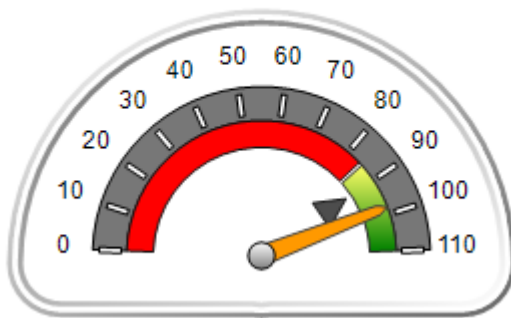
Provider/Program Name: Georgia Agape - (655) - CPA

| 3094 Mercer University Dr., Atlanta, GA 30341 | Quarterly Scores (Grades) | | Current Quarter Score (Grade) |
|---|---------------------------------------|---------------------------------|------------------------------------|
| Phone: 770-452-9995 | Q1: 101.48 (A+) | Q2: 101.28 (A+) | 98.04% (A+) |
| Vendor ID# 35356 | Q3: 102.60 (A+) | Q4: 98.04 (A+) | |
| # New Foster Homes During Quarter: 0 | # Children in Care During Quarter: 15 | # Placements During Quarter: 15 | # Children in Care On Last Day: 14 |

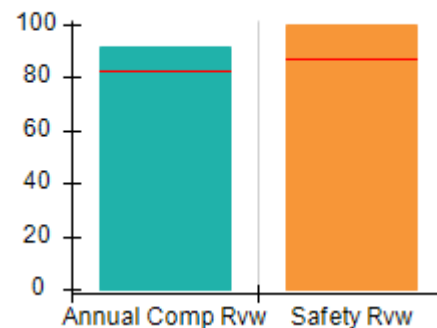
Quarterly Provider Comparisons to All CPAs

▼ — indicates average for all CPAs

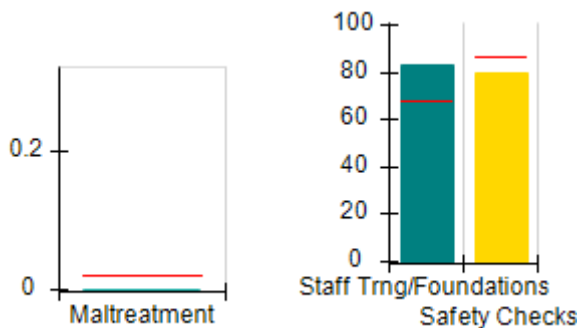
Overall Score (%)



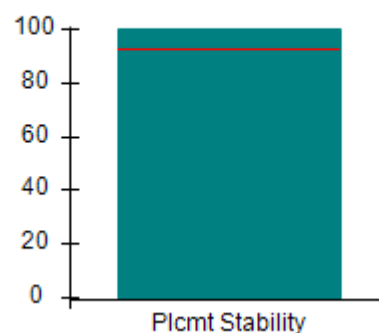
OPM Monitoring Reviews (%)



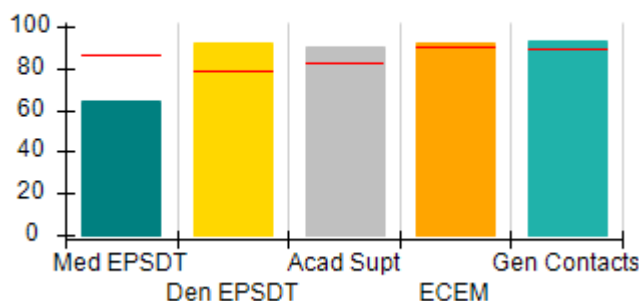
Safety Outcomes (%)



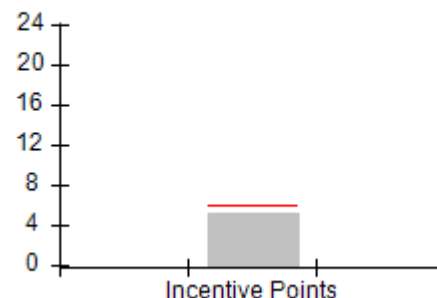
Permanency Outcomes (%)



Well-Being Outcomes (%)



Incentives Earned (Points)





DHS, DFCS, Office of Provider Management
Performance-Based Placement Measures
RBWO Provider GA+SCORECARD - CPA
 Report Quarter: Q4 FY2020



| | | | | |
|---|---------------------------------------|---------------------------------|------------------------------------|-------------------------------|
| Provider/Program Name: Georgia Agape - (655) - CPA | | | | |
| 3094 Mercer University Dr., Atlanta, GA 30341 | Quarterly Scores (Grades) | | | Current Quarter Score (Grade) |
| Phone: 770-452-9995 | Q1: 101.48 (A+) | Q2: 101.28 (A+) | 98.04% (A+) | |
| Vendor ID# 35356 | Q3: 102.60 (A+) | Q4: 98.04 (A+) | | |
| # New Foster Homes During Quarter: 0 | # Children in Care During Quarter: 15 | # Placements During Quarter: 15 | # Children in Care On Last Day: 14 | |
| | Avg Performance All CPAs (%) | Provider Performance (%)* | Possible Points (Weight) | Provider Points Earned |
| OPM Monitoring Reviews | | | | |
| Annual Comprehensive Reviews | 82% | 91% | 25 | 22.80 |
| Safety Reviews | 87% | 100% | 15 | 15.00 |
| Monitoring Sub-Total | | | 40 | 37.80 |
| CPA Safety Outcomes | | | | |
| Incidence of Maltreatment | 0.02% | No Substantiated Reports | 10 | 10.00 |
| Staff Training | 67% | 83% | 5 | 4.15 |
| Staff Safety Checks | 86% | 80% | 5 | 4.00 |
| Safety Sub-Total | | | 20 | 18.15 |
| CPA Permanency Outcomes | | | | |
| Placement Stability | 93% | 100% | 15 | 15.00 |
| Permanency Sub-Total | | | 15 | 15.00 |
| CPA Well-Being Outcomes | | | | |
| EPSDT Medical Visits | 86% | 64% | 4 | 2.56 |
| EPSDT Dental Visits | 79% | 92% | 4 | 3.68 |
| Academic Supports | 82% | 90% | 3 | 2.70 |
| Provider ECEM Visits | 90% | 92% | 7 | 6.44 |
| Provider General Contacts | 89% | 93% | 7 | 6.51 |
| Placements with Siblings | 68% | 100% | Not Scored | Not Scored |
| Placements within Legal County | 18% | 0% | Not Scored | Not Scored |
| Well-Being Sub-Total | | | 25 | 21.89 |

*Performance calculation descriptions can be found in the FY 2019 RBWO PBP Measurements and Standards Guide.

| | |
|---|-----------------------------|
| Monitoring & Outcomes: Possible Points = 100 | Points Earned: 92.84 |
| Score Before Incentives Credit | 92.84% |
| Incentives Awarded | 5.20 pts |
| PBP Verification | N/A pts |
| Total Score | 98.04% |



DHS, DFCS, Office of Provider Management
Performance-Based Placement Measures
RBWO Provider GA+SCORECARD - CPA
Report Quarter: Q4 FY2020



Provider/Program Name: Georgia Agape - (655) - CPA

| # New Foster Homes During Quarter: 0 | | # Children in Care During Quarter: 15 | # Placements During Quarter: 15 | # Children in Care On Last Day: 14 |
|---|------------------------------|---------------------------------------|---------------------------------|------------------------------------|
| CPA Incentive Credits | Avg Performance All CPAs (%) | Provider Performance (%)* | Possible Points (Weight) | Provider Points Earned |
| Early EPSDT Medical Visits | | 0% | 2 | 0.00 |
| Early EPSDT Dental Visits | | 0% | 2 | 0.00 |
| Permanency Contacts | | 0% | 5 | 0.00 |
| Additional Academic Supports | | 85% | 2 | 1.70 |
| HS Grad/GED/Prof or Trade Certificate/College | | N/A | 10/5/5/1 | |
| EYSS Agreement | | Not Eligible | 5 | |
| Community Connections | | 0% | 4 | 0.00 |
| Foster Hm Retention Rate (threshold = 90) | | 83% | 2 | 0.00 |
| Foster Hm Recruitment (threshold = 100) | | 0% | 2 | 0.00 |
| Active Agency Accreditation | | 50% | 4 | 2.00 |
| Staff Clinical Licensure | | 30% | 5 | 1.50 |
| Incentives Total | 5.87 | | | 5.20 |
| Maximum total combined incentive credit allowed is 10 points. | | | Incentives Awarded | 5.20 |

*Performance calculation descriptions can be found in the FY 2019 RBWO PBP Measurements and Standards Guide.

Child Protective Services Investigations and Dispositions

The following investigations data, which is not used for scoring but is considered significant to a provider's performance, is from Georgia SHINES and is not considered final or complete until the end of the fiscal year.

| | |
|-----------------------------------|---|
| Total Reports: | 0 |
| Number Screened In: | 0 |
| Number Screened Out: | 0 |
| Number Substantiated: | 0 |
| Number Unsubstantiated: | 0 |
| Number Active CPS Investigations: | 0 |



Performance-Based Placement Measures

RBWO Provider GA+SCORECARD - CPA

Report Quarter: Q4 FY2020

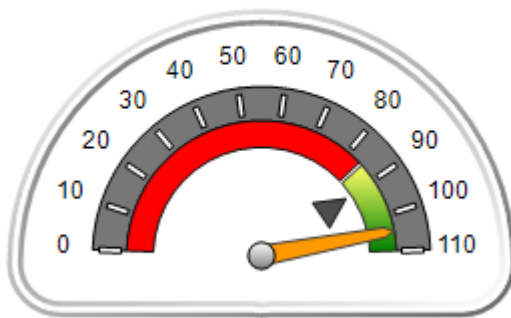
Provider/Program Name: Georgia Baptist Children's Home & Family Ministries - Palmetto Campus (CPA) (5211) - CPA

| 9250 Hutcheson Ferry Road, Palmetto, GA 30268 | Quarterly Scores (Grades) | | Current Quarter Score (Grade) |
|---|---------------------------------------|---------------------------------|------------------------------------|
| Phone: 770-463-3800 | Q1: 100.98 (A+) | Q2: 102.78 (A+) | 104.62% (A+) |
| Vendor ID# 131262 | Q3: 102.04 (A+) | Q4: 104.62 (A+) | |
| # New Foster Homes During Quarter: 2 | # Children in Care During Quarter: 12 | # Placements During Quarter: 12 | # Children in Care On Last Day: 11 |

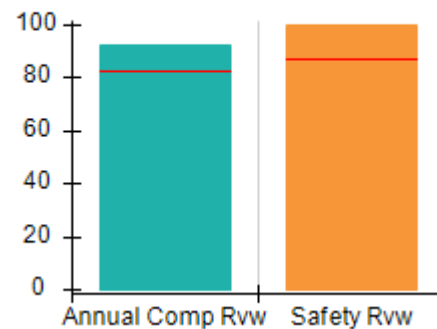
Quarterly Provider Comparisons to All CPAs

indicates average for all CPAs

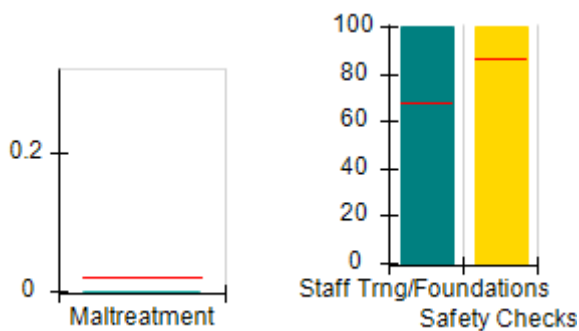
Overall Score (%)



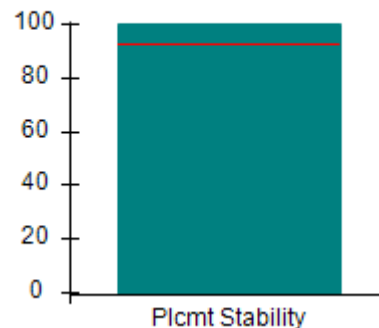
OPM Monitoring Reviews (%)



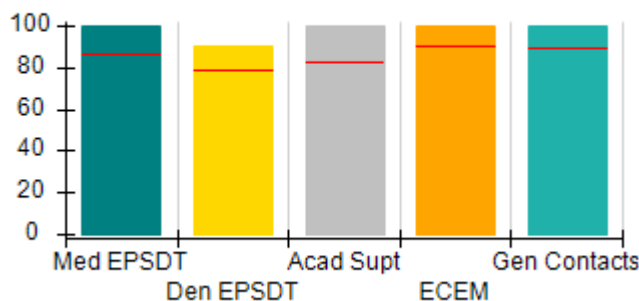
Safety Outcomes (%)



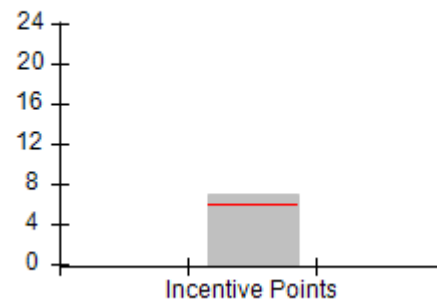
Permanency Outcomes (%)



Well-Being Outcomes (%)



Incentives Earned (Points)





Performance-Based Placement Measures RBWO Provider GA+SCORECARD - CPA

Report Quarter: Q4 FY2020

Provider/Program Name: Georgia Baptist Children's Home & Family Ministries - Palmetto Campus (CPA) (5211) - CPA

| | | | |
|---|---------------------------|-----------------|-------------------------------|
| 9250 Hutcheson Ferry Road, Palmetto, GA 30268 | Quarterly Scores (Grades) | | Current Quarter Score (Grade) |
| Phone: 770-463-3800 | Q1: 100.98 (A+) | Q2: 102.78 (A+) | 104.62% (A+) |
| Vendor ID# 131262 | Q3: 102.04 (A+) | Q4: 104.62 (A+) | |

| | | | |
|--------------------------------------|---------------------------------------|---------------------------------|------------------------------------|
| # New Foster Homes During Quarter: 2 | # Children in Care During Quarter: 12 | # Placements During Quarter: 12 | # Children in Care On Last Day: 11 |
|--------------------------------------|---------------------------------------|---------------------------------|------------------------------------|

| | Avg Performance All CPAs (%) | Provider Performance (%)* | Possible Points (Weight) | Provider Points Earned |
|--|------------------------------|---------------------------|--------------------------|------------------------|
|--|------------------------------|---------------------------|--------------------------|------------------------|

OPM Monitoring Reviews

| | | | | |
|------------------------------|-----|------|-----------|--------------|
| Annual Comprehensive Reviews | 82% | 92% | 25 | 22.98 |
| Safety Reviews | 87% | 100% | 15 | 15.00 |
| Monitoring Sub-Total | | | 40 | 37.98 |

CPA Safety Outcomes

| | | | | |
|---------------------------|-------|--------------------------|-----------|--------------|
| Incidence of Maltreatment | 0.02% | No Substantiated Reports | 10 | 10.00 |
| Staff Training | 67% | 100% | 5 | 5.00 |
| Staff Safety Checks | 86% | 100% | 5 | 5.00 |
| Safety Sub-Total | | | 20 | 20.00 |

CPA Permanency Outcomes

| | | | | |
|-----------------------------|-----|------|-----------|--------------|
| Placement Stability | 93% | 100% | 15 | 15.00 |
| Permanency Sub-Total | | | 15 | 15.00 |

CPA Well-Being Outcomes

| | | | | |
|--------------------------------|-----|------|------------|--------------|
| EPSDT Medical Visits | 86% | 100% | 4 | 4.00 |
| EPSDT Dental Visits | 79% | 90% | 4 | 3.60 |
| Academic Supports | 82% | 100% | 3 | 3.00 |
| Provider ECEM Visits | 90% | 100% | 7 | 7.00 |
| Provider General Contacts | 89% | 100% | 7 | 7.00 |
| Placements with Siblings | 68% | 87% | Not Scored | Not Scored |
| Placements within Legal County | 18% | 44% | Not Scored | Not Scored |
| Well-Being Sub-Total | | | 25 | 24.60 |

*Performance calculation descriptions can be found in the FY 2019 RBWO PBP Measurements and Standards Guide.

| | |
|---|-----------------------------|
| Monitoring & Outcomes: Possible Points = 100 | Points Earned: 97.58 |
| Score Before Incentives Credit | 97.58% |
| Incentives Awarded | 7.04 pts |
| PBP Verification | N/A pts |
| Total Score | 104.62% |



DHS, DFCS, Office of Provider Management
Performance-Based Placement Measures
RBWO Provider GA+SCORECARD - CPA



Report Quarter: Q4 FY2020

Provider/Program Name: Georgia Baptist Children's Home & Family Ministries - Palmetto Campus (CPA) (5211) - CPA

| # New Foster Homes During Quarter: 2 | | # Children in Care During Quarter: 12 | # Placements During Quarter: 12 | # Children in Care On Last Day: 11 |
|---|------------------------------|---------------------------------------|---------------------------------|------------------------------------|
| CPA Incentive Credits | Avg Performance All CPAs (%) | Provider Performance (%)* | Possible Points (Weight) | Provider Points Earned |
| Early EPSDT Medical Visits | | 100% | 2 | 2.00 |
| Early EPSDT Dental Visits | | 20% | 2 | 0.40 |
| Permanency Contacts | | 0% | 5 | 0.00 |
| Additional Academic Supports | | 7% | 2 | 0.14 |
| HS Grad/GED/Prof or Trade Certificate/College | | N/A | 10/5/5/1 | |
| EYSS Agreement | | Not Eligible | 5 | |
| Community Connections | | 0% | 4 | 0.00 |
| Foster Hm Retention Rate (threshold = 90) | | 86% | 2 | 0.00 |
| Foster Hm Recruitment (threshold = 100) | | 300% | 2 | 2.00 |
| Active Agency Accreditation | | 50% | 4 | 2.00 |
| Staff Clinical Licensure | | 10% | 5 | 0.50 |
| Incentives Total | 5.87 | | | 7.04 |
| Maximum total combined incentive credit allowed is 10 points. | | | Incentives Awarded | 7.04 |

*Performance calculation descriptions can be found in the FY 2019 RBWO PBP Measurements and Standards Guide.

Child Protective Services Investigations and Dispositions

The following investigations data, which is not used for scoring but is considered significant to a provider's performance, is from Georgia SHINES and is not considered final or complete until the end of the fiscal year.

| | |
|-----------------------------------|---|
| Total Reports: | 0 |
| Number Screened In: | 0 |
| Number Screened Out: | 0 |
| Number Substantiated: | 0 |
| Number Unsubstantiated: | 0 |
| Number Active CPS Investigations: | 0 |



DHS, DFCS, Office of Provider Management

Performance-Based Placement Measures

RBWO Provider GA+SCORECARD - CPA



Report Quarter: Q4 FY2020

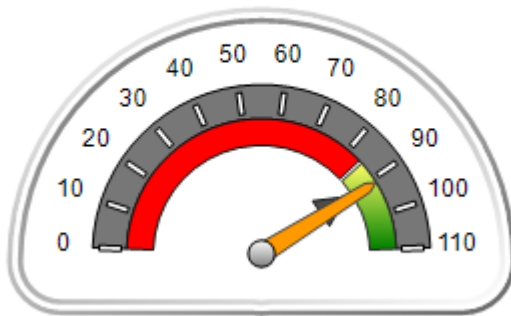
Provider/Program Name: Georgia Hope, Inc. - Georgia Hope (5182) - CPA

| | | | |
|--|---------------------------------------|---------------------------------|------------------------------------|
| 1257 Commercial Drive, Conyers, GA 30094 | Quarterly Scores (Grades) | | Current Quarter Score (Grade) |
| Phone: 770-344-8704 | Q1: 96.81 (A) | Q2: 92.21 (A-) | 91.38% (A-) |
| Vendor ID# 121496 | Q3: 93.17 (A-) | Q4: 91.38 (A-) | |
| # New Foster Homes During Quarter: 0 | # Children in Care During Quarter: 35 | # Placements During Quarter: 35 | # Children in Care On Last Day: 30 |

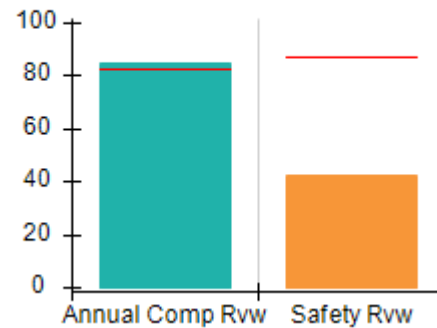
Quarterly Provider Comparisons to All CPAs

▼ — indicates average for all CPAs

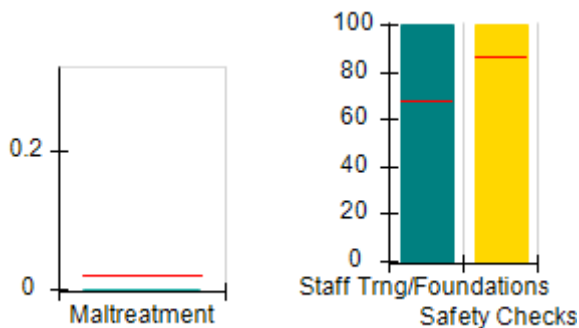
Overall Score (%)



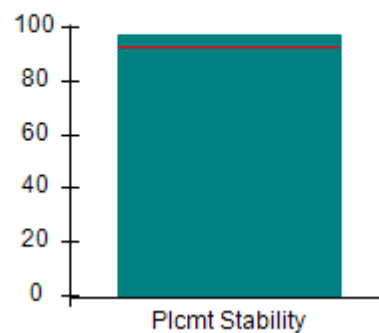
OPM Monitoring Reviews (%)



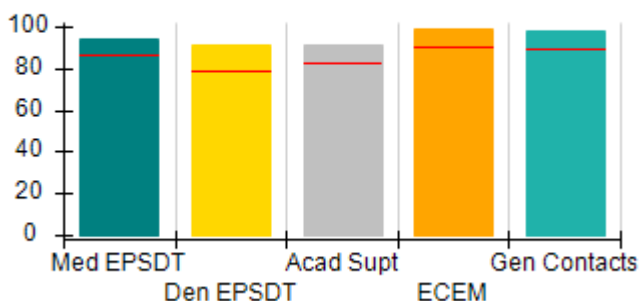
Safety Outcomes (%)



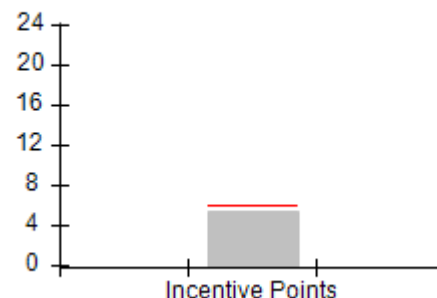
Permanency Outcomes (%)



Well-Being Outcomes (%)



Incentives Earned (Points)





DHS, DFCS, Office of Provider Management
Performance-Based Placement Measures
RBWO Provider GA+SCORECARD - CPA
 Report Quarter: Q4 FY2020



Provider/Program Name: Georgia Hope, Inc. - Georgia Hope (5182) - CPA

| | | | |
|--|---------------------------|----------------|-------------------------------|
| 1257 Commercial Drive, Conyers, GA 30094 | Quarterly Scores (Grades) | | Current Quarter Score (Grade) |
| Phone: 770-344-8704 | Q1: 96.81 (A) | Q2: 92.21 (A-) | 91.38% (A-) |
| Vendor ID# 121496 | Q3: 93.17 (A-) | Q4: 91.38 (A-) | |

| | | | |
|--------------------------------------|---------------------------------------|---------------------------------|------------------------------------|
| # New Foster Homes During Quarter: 0 | # Children in Care During Quarter: 35 | # Placements During Quarter: 35 | # Children in Care On Last Day: 30 |
|--------------------------------------|---------------------------------------|---------------------------------|------------------------------------|

| | Avg Performance All CPAs (%) | Provider Performance (%)* | Possible Points (Weight) | Provider Points Earned |
|--|------------------------------|---------------------------|--------------------------|------------------------|
|--|------------------------------|---------------------------|--------------------------|------------------------|

OPM Monitoring Reviews

| | | | | |
|------------------------------|-----|-----|-----------|--------------|
| Annual Comprehensive Reviews | 82% | 85% | 25 | 21.15 |
| Safety Reviews | 87% | 43% | 15 | 6.38 |
| Monitoring Sub-Total | | | 40 | 27.53 |

CPA Safety Outcomes

| | | | | |
|---------------------------|-------|--------------------------|-----------|--------------|
| Incidence of Maltreatment | 0.02% | No Substantiated Reports | 10 | 10.00 |
| Staff Training | 67% | 100% | 5 | 5.00 |
| Staff Safety Checks | 86% | 100% | 5 | 5.00 |
| Safety Sub-Total | | | 20 | 20.00 |

CPA Permanency Outcomes

| | | | | |
|-----------------------------|-----|-----|-----------|--------------|
| Placement Stability | 93% | 97% | 15 | 14.55 |
| Permanency Sub-Total | | | 15 | 14.55 |

CPA Well-Being Outcomes

| | | | | |
|--------------------------------|-----|-----|------------|--------------|
| EPSDT Medical Visits | 86% | 94% | 4 | 3.76 |
| EPSDT Dental Visits | 79% | 91% | 4 | 3.64 |
| Academic Supports | 82% | 91% | 3 | 2.73 |
| Provider ECEM Visits | 90% | 99% | 7 | 6.93 |
| Provider General Contacts | 89% | 98% | 7 | 6.86 |
| Placements with Siblings | 68% | 94% | Not Scored | Not Scored |
| Placements within Legal County | 18% | 0% | Not Scored | Not Scored |
| Well-Being Sub-Total | | | 25 | 23.92 |

*Performance calculation descriptions can be found in the FY 2019 RBWO PBP Measurements and Standards Guide.

| | |
|---|-----------------------------|
| Monitoring & Outcomes: Possible Points = 100 | Points Earned: 86.00 |
| Score Before Incentives Credit | 86.00% |
| Incentives Awarded | 5.38 pts |
| PBP Verification | N/A pts |
| Total Score | 91.38% |



DHS, DFCS, Office of Provider Management
Performance-Based Placement Measures
RBWO Provider GA+SCORECARD - CPA
Report Quarter: Q4 FY2020



Provider/Program Name: Georgia Hope, Inc. - Georgia Hope (5182) - CPA

| # New Foster Homes During Quarter: 0 | | # Children in Care During Quarter: 35 | # Placements During Quarter: 35 | # Children in Care On Last Day: 30 |
|---|------------------------------|---------------------------------------|---------------------------------|------------------------------------|
| CPA Incentive Credits | Avg Performance All CPAs (%) | Provider Performance (%)* | Possible Points (Weight) | Provider Points Earned |
| Early EPSDT Medical Visits | | 100% | 2 | 2.00 |
| Early EPSDT Dental Visits | | 59% | 2 | 1.18 |
| Permanency Contacts | | 44% | 5 | 2.20 |
| Additional Academic Supports | | 0% | 2 | 0.00 |
| HS Grad/GED/Prof or Trade Certificate/College | | N/A | 10/5/5/1 | |
| EYSS Agreement | | Not Eligible | 5 | |
| Community Connections | | 0% | 4 | 0.00 |
| Foster Hm Retention Rate (threshold = 90) | | 64% | 2 | 0.00 |
| Foster Hm Recruitment (threshold = 100) | | 0% | 2 | 0.00 |
| Active Agency Accreditation | | 0% | 4 | 0.00 |
| Staff Clinical Licensure | | 0% | 5 | 0.00 |
| Incentives Total | 5.87 | | | 5.38 |
| Maximum total combined incentive credit allowed is 10 points. | | | Incentives Awarded | 5.38 |

*Performance calculation descriptions can be found in the FY 2019 RBWO PBP Measurements and Standards Guide.

Child Protective Services Investigations and Dispositions

The following investigations data, which is not used for scoring but is considered significant to a provider's performance, is from Georgia SHINES and is not considered final or complete until the end of the fiscal year.

| | | |
|-----------------------------------|---|--|
| Total Reports: | 0 | |
| Number Screened In: | 0 | |
| Number Screened Out: | 0 | |
| Number Substantiated: | 0 | |
| Number Unsubstantiated: | 0 | |
| Number Active CPS Investigations: | 0 | |



DHS, DFCS, Office of Provider Management
Performance-Based Placement Measures
RBWO Provider GA+SCORECARD - CPA



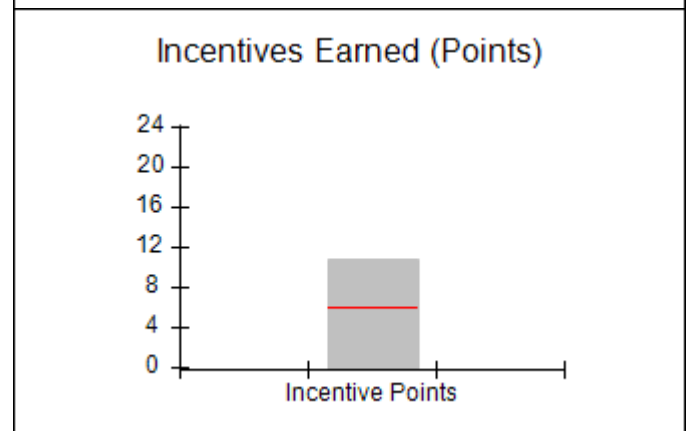
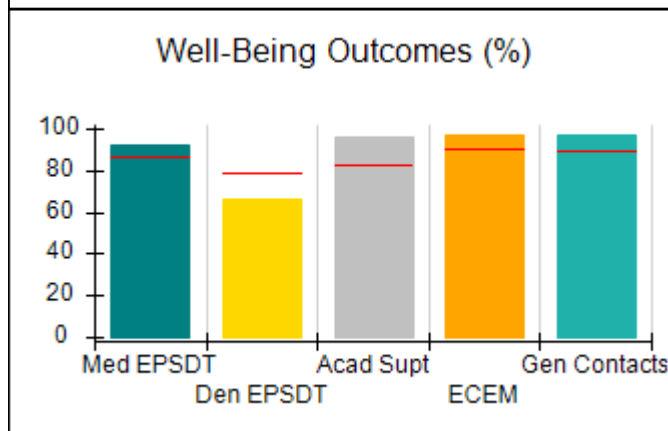
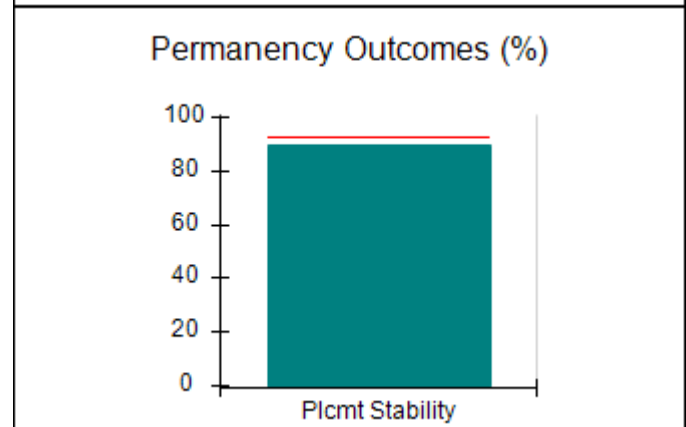
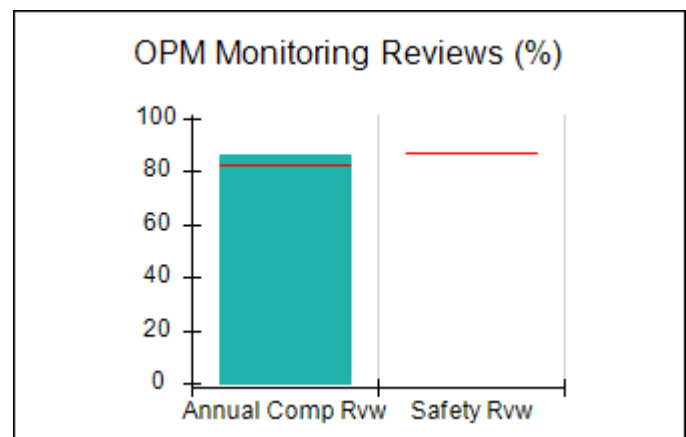
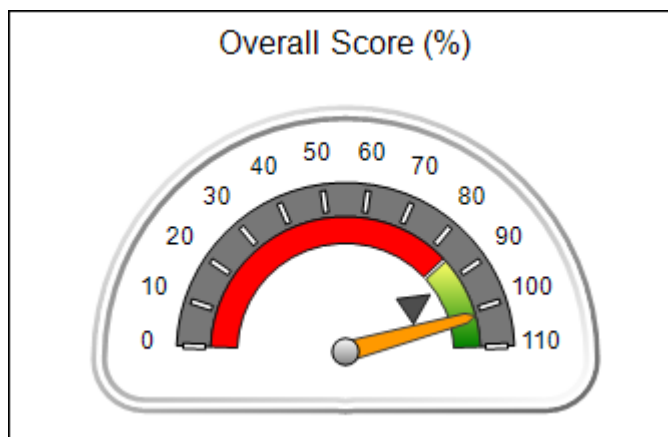
Report Quarter: Q4 FY2020

Provider/Program Name: Georgia Parent Support Network - (670) - CPA

| | | | |
|--|---------------------------------------|---------------------------------|------------------------------------|
| 1395 Metropolitan Pkwy., Atlanta, GA 30310 | Quarterly Scores (Grades) | | Current Quarter Score (Grade) |
| Phone: 404-758-4500 | Q1: 99.32 (A+) | Q2: 100.36 (A+) | 101.61% (A+) |
| Vendor ID# 35378 | Q3: 102.80 (A+) | Q4: 101.61 (A+) | |
| # New Foster Homes During Quarter: 0 | # Children in Care During Quarter: 60 | # Placements During Quarter: 61 | # Children in Care On Last Day: 45 |

Quarterly Provider Comparisons to All CPAs

▼ — indicates average for all CPAs





DHS, DFCS, Office of Provider Management
Performance-Based Placement Measures
RBWO Provider GA+SCORECARD - CPA
 Report Quarter: Q4 FY2020



Provider/Program Name: Georgia Parent Support Network - (670) - CPA

| | | | |
|--|---------------------------|-----------------|-------------------------------|
| 1395 Metropolitan Pkwy., Atlanta, GA 30310 | Quarterly Scores (Grades) | | Current Quarter Score (Grade) |
| Phone: 404-758-4500 | Q1: 99.32 (A+) | Q2: 100.36 (A+) | 101.61% (A+) |
| Vendor ID# 35378 | Q3: 102.80 (A+) | Q4: 101.61 (A+) | |

| | | | |
|--------------------------------------|---------------------------------------|---------------------------------|------------------------------------|
| # New Foster Homes During Quarter: 0 | # Children in Care During Quarter: 60 | # Placements During Quarter: 61 | # Children in Care On Last Day: 45 |
|--------------------------------------|---------------------------------------|---------------------------------|------------------------------------|

| | Avg Performance All CPAs (%) | Provider Performance (%)* | Possible Points (Weight) | Provider Points Earned |
|--|------------------------------|---------------------------|--------------------------|------------------------|
|--|------------------------------|---------------------------|--------------------------|------------------------|

OPM Monitoring Reviews

| | | | | |
|------------------------------|-----|-------------------|-----------|--------------|
| Annual Comprehensive Reviews | 82% | 86% | 25 | 21.59 |
| Safety Reviews | 87% | Not Yet Conducted | | |
| Monitoring Sub-Total | | | 25 | 21.59 |

CPA Safety Outcomes

| | | | | |
|---------------------------|-------|--------------------------|-----------|--------------|
| Incidence of Maltreatment | 0.02% | No Substantiated Reports | 10 | 10.00 |
| Staff Training | 67% | 100% | 5 | 5.00 |
| Staff Safety Checks | 86% | 100% | 5 | 5.00 |
| Safety Sub-Total | | | 20 | 20.00 |

CPA Permanency Outcomes

| | | | | |
|-----------------------------|-----|-----|-----------|--------------|
| Placement Stability | 93% | 90% | 15 | 13.50 |
| Permanency Sub-Total | | | 15 | 13.50 |

CPA Well-Being Outcomes

| | | | | |
|--------------------------------|-----|-----|------------|--------------|
| EPSDT Medical Visits | 86% | 92% | 4 | 3.68 |
| EPSDT Dental Visits | 79% | 66% | 4 | 2.64 |
| Academic Supports | 82% | 96% | 3 | 2.88 |
| Provider ECEM Visits | 90% | 97% | 7 | 6.79 |
| Provider General Contacts | 89% | 97% | 7 | 6.79 |
| Placements with Siblings | 68% | 67% | Not Scored | Not Scored |
| Placements within Legal County | 18% | 20% | Not Scored | Not Scored |
| Well-Being Sub-Total | | | 25 | 22.78 |

*Performance calculation descriptions can be found in the FY 2019 RBWO PBP Measurements and Standards Guide.

| | | | |
|--|--|-----------------------------|------------------|
| Monitoring & Outcomes: Possible Points = 85 | | Points Earned: 77.87 | |
| Score Before Incentives Credit | | | 91.61% |
| Incentives Awarded | | | 10.00 pts |
| PBP Verification | | | N/A pts |
| Total Score | | | 101.61% |



DHS, DFCS, Office of Provider Management
Performance-Based Placement Measures
RBWO Provider GA+SCORECARD - CPA
Report Quarter: Q4 FY2020



Provider/Program Name: Georgia Parent Support Network - (670) - CPA

| # New Foster Homes During Quarter: 0 | | # Children in Care During Quarter: 60 | # Placements During Quarter: 61 | # Children in Care On Last Day: 45 |
|---|------------------------------|---------------------------------------|---------------------------------|------------------------------------|
| CPA Incentive Credits | Avg Performance All CPAs (%) | Provider Performance (%)* | Possible Points (Weight) | Provider Points Earned |
| Early EPSDT Medical Visits | | 67% | 2 | 1.34 |
| Early EPSDT Dental Visits | | 33% | 2 | 0.66 |
| Permanency Contacts | | 0% | 5 | 0.00 |
| Additional Academic Supports | | 90% | 2 | 1.80 |
| HS Grad/GED/Prof or Trade Certificate/College | | N/A | 10/5/5/1 | |
| EYSS Agreement | | 100% | 5 | 5.00 |
| Community Connections | | 0% | 4 | 0.00 |
| Foster Hm Retention Rate (threshold = 90) | | 89% | 2 | 0.00 |
| Foster Hm Recruitment (threshold = 100) | | 0% | 2 | 0.00 |
| Active Agency Accreditation | | 50% | 4 | 2.00 |
| Staff Clinical Licensure | | 0% | 5 | 0.00 |
| Incentives Total | 5.87 | | | 10.80 |
| Maximum total combined incentive credit allowed is 10 points. | | | Incentives Awarded | 10.00 |

*Performance calculation descriptions can be found in the FY 2019 RBWO PBP Measurements and Standards Guide.

Child Protective Services Investigations and Dispositions

The following investigations data, which is not used for scoring but is considered significant to a provider's performance, is from Georgia SHINES and is not considered final or complete until the end of the fiscal year.

| | |
|-----------------------------------|---|
| Total Reports: | 0 |
| Number Screened In: | 0 |
| Number Screened Out: | 0 |
| Number Substantiated: | 0 |
| Number Unsubstantiated: | 0 |
| Number Active CPS Investigations: | 0 |



DHS, DFCS, Office of Provider Management
Performance-Based Placement Measures
RBWO Provider GA+SCORECARD - CPA
Report Quarter: Q4 FY2020



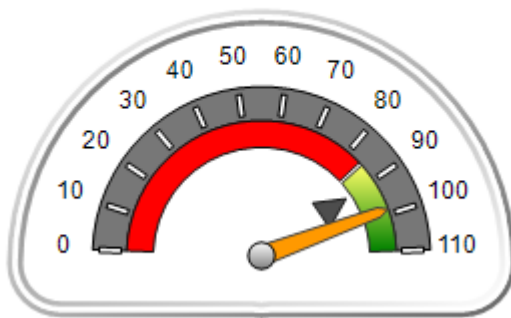
Provider/Program Name: Giving Children A Chance of Georgia - (981) - CPA

| 201 Vaughn Drive, Alpharetta, GA 30009 | Quarterly Scores (Grades) | | Current Quarter Score (Grade) |
|--|---------------------------------------|---------------------------------|------------------------------------|
| Phone: 770-255-1018 | Q1: 100.50 (A+) | Q2: 98.27 (A+) | 98.65% (A+) |
| Vendor ID# 40276 | Q3: 104.01 (A+) | Q4: 98.65 (A+) | |
| # New Foster Homes During Quarter: 1 | # Children in Care During Quarter: 58 | # Placements During Quarter: 60 | # Children in Care On Last Day: 52 |

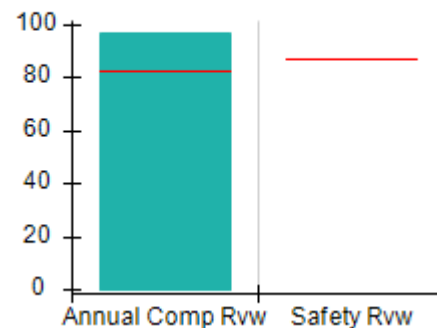
Quarterly Provider Comparisons to All CPAs

▼ — indicates average for all CPAs

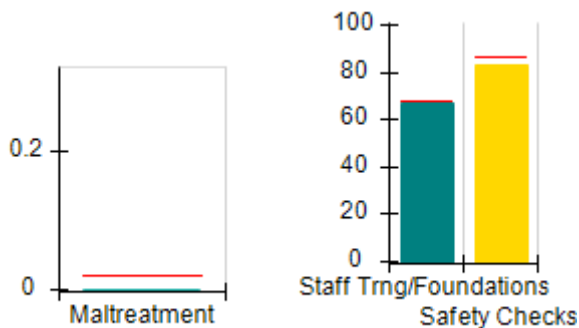
Overall Score (%)



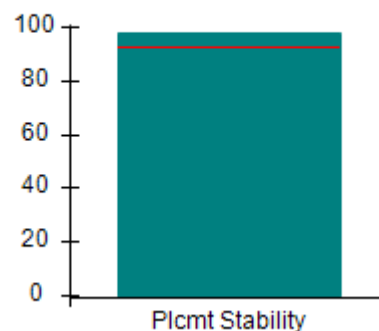
OPM Monitoring Reviews (%)



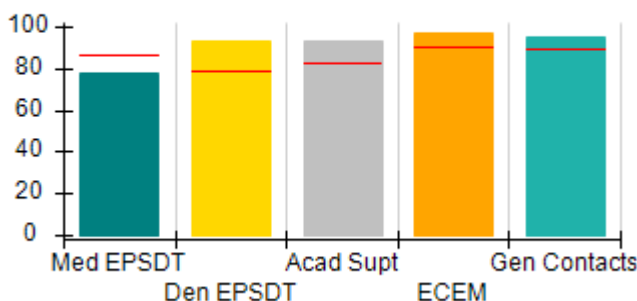
Safety Outcomes (%)



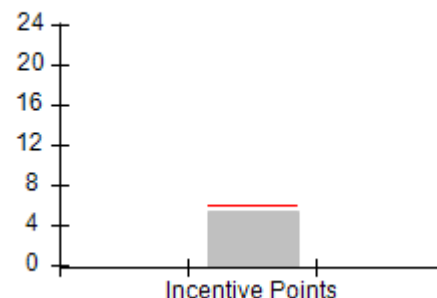
Permanency Outcomes (%)



Well-Being Outcomes (%)



Incentives Earned (Points)





DHS, DFCS, Office of Provider Management
Performance-Based Placement Measures
RBWO Provider GA+SCORECARD - CPA



Report Quarter: Q4 FY2020

| Provider/Program Name: Giving Children A Chance of Georgia - (981) - CPA | | | | |
|--|---------------------------------------|---------------------------------|------------------------------------|------------------------|
| 201 Vaughn Drive, Alpharetta, GA 30009 | Quarterly Scores (Grades) | | Current Quarter Score (Grade) | |
| Phone: 770-255-1018 | Q1: 100.50 (A+) | Q2: 98.27 (A+) | 98.65% (A+) | |
| Vendor ID# 40276 | Q3: 104.01 (A+) | Q4: 98.65 (A+) | | |
| # New Foster Homes During Quarter: 1 | # Children in Care During Quarter: 58 | # Placements During Quarter: 60 | # Children in Care On Last Day: 52 | |
| | Avg Performance All CPAs (%) | Provider Performance (%)* | Possible Points (Weight) | Provider Points Earned |
| OPM Monitoring Reviews | | | | |
| Annual Comprehensive Reviews | 82% | 96% | 25 | 24.10 |
| Safety Reviews | 87% | Not Yet Conducted | | |
| Monitoring Sub-Total | | | 25 | 24.10 |
| CPA Safety Outcomes | | | | |
| Incidence of Maltreatment | 0.02% | No Substantiated Reports | 10 | 10.00 |
| Staff Training | 67% | 67% | 5 | 3.35 |
| Staff Safety Checks | 86% | 83% | 5 | 4.15 |
| Safety Sub-Total | | | 20 | 17.50 |
| CPA Permanency Outcomes | | | | |
| Placement Stability | 93% | 98% | 15 | 14.70 |
| Permanency Sub-Total | | | 15 | 14.70 |
| CPA Well-Being Outcomes | | | | |
| EPSDT Medical Visits | 86% | 78% | 4 | 3.12 |
| EPSDT Dental Visits | 79% | 93% | 4 | 3.72 |
| Academic Supports | 82% | 93% | 3 | 2.79 |
| Provider ECEM Visits | 90% | 97% | 7 | 6.79 |
| Provider General Contacts | 89% | 95% | 7 | 6.65 |
| Placements with Siblings | 68% | 69% | Not Scored | Not Scored |
| Placements within Legal County | 18% | 0% | Not Scored | Not Scored |
| Well-Being Sub-Total | | | 25 | 23.07 |

*Performance calculation descriptions can be found in the FY 2019 RBWO PBP Measurements and Standards Guide.

| | |
|--|-----------------------------|
| Monitoring & Outcomes: Possible Points = 85 | Points Earned: 79.37 |
| Score Before Incentives Credit | 93.38% |
| Incentives Awarded | 5.27 pts |
| PBP Verification | N/A pts |
| Total Score | 98.65% |



DHS, DFCS, Office of Provider Management
Performance-Based Placement Measures
RBWO Provider GA+SCORECARD - CPA
Report Quarter: Q4 FY2020



Provider/Program Name: Giving Children A Chance of Georgia - (981) - CPA

| # New Foster Homes During Quarter: 1 | | # Children in Care During Quarter: 58 | # Placements During Quarter: 60 | # Children in Care On Last Day: 52 |
|---|------------------------------|---------------------------------------|---------------------------------|------------------------------------|
| CPA Incentive Credits | Avg Performance All CPAs (%) | Provider Performance (%)* | Possible Points (Weight) | Provider Points Earned |
| Early EPSDT Medical Visits | | 75% | 2 | 1.50 |
| Early EPSDT Dental Visits | | 53% | 2 | 1.06 |
| Permanency Contacts | | 33% | 5 | 1.65 |
| Additional Academic Supports | | 53% | 2 | 1.06 |
| HS Grad/GED/Prof or Trade Certificate/College | | N/A | 10/5/5/1 | |
| EYSS Agreement | | Not Eligible | 5 | |
| Community Connections | | 0% | 4 | 0.00 |
| Foster Hm Retention Rate (threshold = 90) | | 83% | 2 | 0.00 |
| Foster Hm Recruitment (threshold = 100) | | 0% | 2 | 0.00 |
| Active Agency Accreditation | | 0% | 4 | 0.00 |
| Staff Clinical Licensure | | 0% | 5 | 0.00 |
| Incentives Total | 5.87 | | | 5.27 |
| Maximum total combined incentive credit allowed is 10 points. | | | Incentives Awarded | 5.27 |

*Performance calculation descriptions can be found in the FY 2019 RBWO PBP Measurements and Standards Guide.

Child Protective Services Investigations and Dispositions

The following investigations data, which is not used for scoring but is considered significant to a provider's performance, is from Georgia SHINES and is not considered final or complete until the end of the fiscal year.

| | |
|-----------------------------------|----|
| Total Reports: | 0 |
| Number Screened In: | 0 |
| Number Screened Out: | 0 |
| Number Substantiated: | 0 |
| Number Unsubstantiated: | 2 |
| Number Active CPS Investigations: | -2 |



DHS, DFCS, Office of Provider Management

Performance-Based Placement Measures

RBWO Provider GA+SCORECARD - CPA



Report Quarter: Q4 FY2020

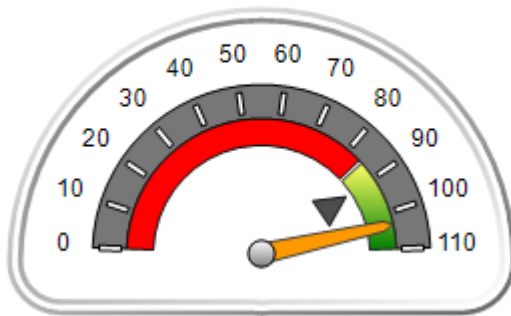
Provider/Program Name: Goshen Valley Foundation - Goshen Homes (5200) - CPA

| 505 Brown Industrial, Waleska, GA 30183 | Quarterly Scores (Grades) | | Current Quarter Score (Grade) |
|---|---------------------------------------|---------------------------------|------------------------------------|
| Phone: 404-778-1732 | Q1: 103.39 (A+) | Q2: 103.94 (A+) | 103.40% (A+) |
| Vendor ID# 131805 | Q3: 98.76 (A+) | Q4: 103.40 (A+) | |
| # New Foster Homes During Quarter: 4 | # Children in Care During Quarter: 59 | # Placements During Quarter: 61 | # Children in Care On Last Day: 47 |

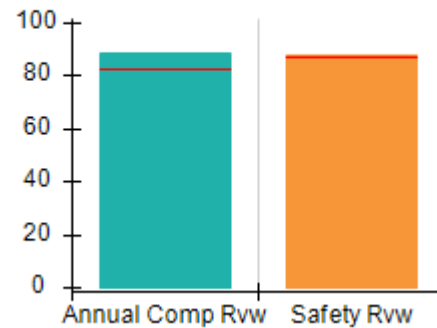
Quarterly Provider Comparisons to All CPAs

▼ — indicates average for all CPAs

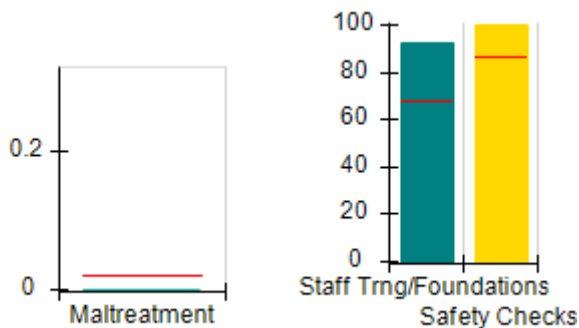
Overall Score (%)



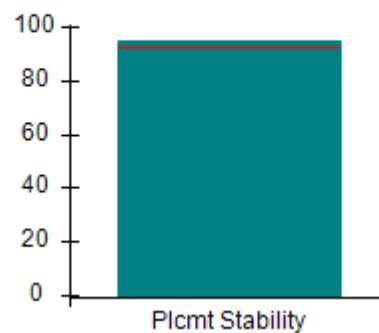
OPM Monitoring Reviews (%)



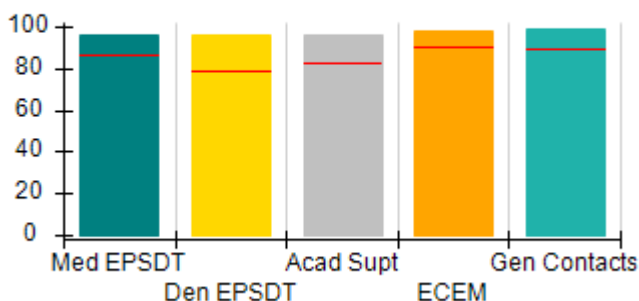
Safety Outcomes (%)



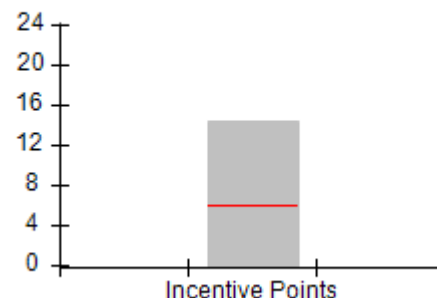
Permanency Outcomes (%)



Well-Being Outcomes (%)



Incentives Earned (Points)





DHS, DFCS, Office of Provider Management
Performance-Based Placement Measures
RBWO Provider GA+SCORECARD - CPA
 Report Quarter: Q4 FY2020



Provider/Program Name: Goshen Valley Foundation - Goshen Homes (5200) - CPA

| | | | |
|---|---------------------------|-----------------|-------------------------------|
| 505 Brown Industrial, Waleska, GA 30183 | Quarterly Scores (Grades) | | Current Quarter Score (Grade) |
| Phone: 404-778-1732 | Q1: 103.39 (A+) | Q2: 103.94 (A+) | 103.40% (A+) |
| Vendor ID# 131805 | Q3: 98.76 (A+) | Q4: 103.40 (A+) | |

| | | | |
|--------------------------------------|---------------------------------------|---------------------------------|------------------------------------|
| # New Foster Homes During Quarter: 4 | # Children in Care During Quarter: 59 | # Placements During Quarter: 61 | # Children in Care On Last Day: 47 |
|--------------------------------------|---------------------------------------|---------------------------------|------------------------------------|

| | Avg Performance All CPAs (%) | Provider Performance (%)* | Possible Points (Weight) | Provider Points Earned |
|--|------------------------------|---------------------------|--------------------------|------------------------|
|--|------------------------------|---------------------------|--------------------------|------------------------|

OPM Monitoring Reviews

| | | | | |
|------------------------------|-----|-----|-----------|--------------|
| Annual Comprehensive Reviews | 82% | 88% | 25 | 22.08 |
| Safety Reviews | 87% | 88% | 15 | 13.13 |
| Monitoring Sub-Total | | | 40 | 35.20 |

CPA Safety Outcomes

| | | | | |
|---------------------------|-------|--------------------------|-----------|--------------|
| Incidence of Maltreatment | 0.02% | No Substantiated Reports | 10 | 10.00 |
| Staff Training | 67% | 92% | 5 | 4.60 |
| Staff Safety Checks | 86% | 100% | 5 | 5.00 |
| Safety Sub-Total | | | 20 | 19.60 |

CPA Permanency Outcomes

| | | | | |
|-----------------------------|-----|-----|-----------|--------------|
| Placement Stability | 93% | 95% | 15 | 14.25 |
| Permanency Sub-Total | | | 15 | 14.25 |

CPA Well-Being Outcomes

| | | | | |
|--------------------------------|-----|-----|------------|--------------|
| EPSDT Medical Visits | 86% | 96% | 4 | 3.84 |
| EPSDT Dental Visits | 79% | 96% | 4 | 3.84 |
| Academic Supports | 82% | 96% | 3 | 2.88 |
| Provider ECEM Visits | 90% | 98% | 7 | 6.86 |
| Provider General Contacts | 89% | 99% | 7 | 6.93 |
| Placements with Siblings | 68% | 84% | Not Scored | Not Scored |
| Placements within Legal County | 18% | 41% | Not Scored | Not Scored |
| Well-Being Sub-Total | | | 25 | 24.35 |

*Performance calculation descriptions can be found in the FY 2019 RBWO PBP Measurements and Standards Guide.

| | |
|---|-----------------------------|
| Monitoring & Outcomes: Possible Points = 100 | Points Earned: 93.40 |
| Score Before Incentives Credit | 93.40% |
| Incentives Awarded | 10.00 pts |
| PBP Verification | N/A pts |
| Total Score | 103.40% |



DHS, DFCS, Office of Provider Management
Performance-Based Placement Measures
RBWO Provider GA+SCORECARD - CPA
Report Quarter: Q4 FY2020



Provider/Program Name: Goshen Valley Foundation - Goshen Homes (5200) - CPA

| # New Foster Homes During Quarter: 4 | | # Children in Care During Quarter: 59 | # Placements During Quarter: 61 | # Children in Care On Last Day: 47 |
|---|------------------------------|---------------------------------------|---------------------------------|------------------------------------|
| CPA Incentive Credits | Avg Performance All CPAs (%) | Provider Performance (%)* | Possible Points (Weight) | Provider Points Earned |
| Early EPSDT Medical Visits | | 100% | 2 | 2.00 |
| Early EPSDT Dental Visits | | 80% | 2 | 1.60 |
| Permanency Contacts | | 67% | 5 | 3.35 |
| Additional Academic Supports | | 77% | 2 | 1.54 |
| HS Grad/GED/Prof or Trade Certificate/College | | N/A | 10/5/5/1 | |
| EYSS Agreement | | Not Eligible | 5 | |
| Community Connections | | 0% | 4 | 0.00 |
| Foster Hm Retention Rate (threshold = 90) | | 64% | 2 | 0.00 |
| Foster Hm Recruitment (threshold = 100) | | 150% | 2 | 2.00 |
| Active Agency Accreditation | | 50% | 4 | 2.00 |
| Staff Clinical Licensure | | 40% | 5 | 2.00 |
| Incentives Total | 5.87 | | | 14.49 |
| Maximum total combined incentive credit allowed is 10 points. | | | Incentives Awarded | 10.00 |

*Performance calculation descriptions can be found in the FY 2019 RBWO PBP Measurements and Standards Guide.

Child Protective Services Investigations and Dispositions

The following investigations data, which is not used for scoring but is considered significant to a provider's performance, is from Georgia SHINES and is not considered final or complete until the end of the fiscal year.

| | |
|-----------------------------------|---|
| Total Reports: | 2 |
| Number Screened In: | 0 |
| Number Screened Out: | 2 |
| Number Substantiated: | 0 |
| Number Unsubstantiated: | 0 |
| Number Active CPS Investigations: | 0 |



DHS, DFCS, Office of Provider Management

Performance-Based Placement Measures

RBWO Provider GA+SCORECARD - CPA



Report Quarter: Q4 FY2020

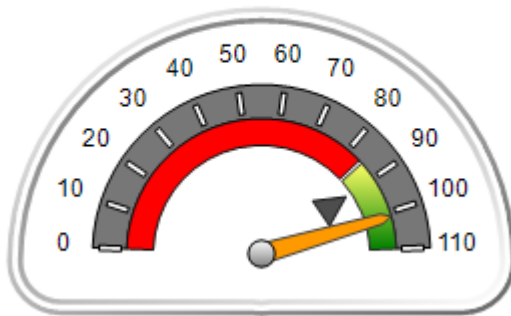
Provider/Program Name: Great Heights Foster Care, Inc. - (5384) - CPA

| 3340 Peachtree Rd, Atlanta, GA 30326 | Quarterly Scores (Grades) | | Current Quarter Score (Grade) |
|--------------------------------------|--------------------------------------|--------------------------------|-----------------------------------|
| Phone: 770-334-9373 | Q1: 109.50 (A+) | Q2: 104.50 (A+) | 101.20% (A+) |
| Vendor ID# 162316 | Q3: 100.83 (A+) | Q4: 101.20 (A+) | |
| # New Foster Homes During Quarter: 1 | # Children in Care During Quarter: 1 | # Placements During Quarter: 1 | # Children in Care On Last Day: 1 |

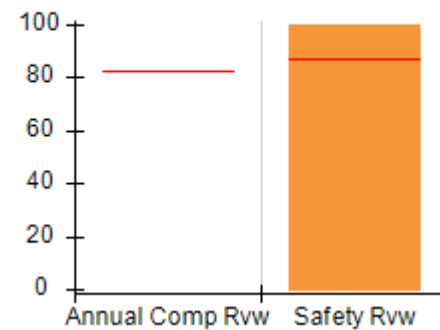
Quarterly Provider Comparisons to All CPAs

— indicates average for all CPAs

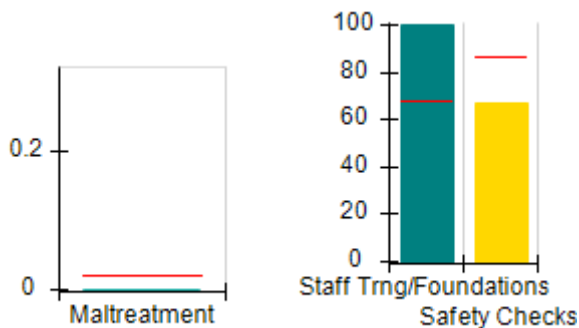
Overall Score (%)



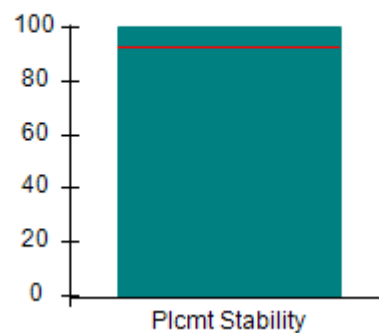
OPM Monitoring Reviews (%)



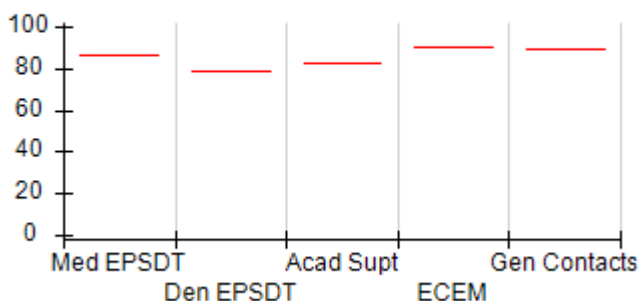
Safety Outcomes (%)



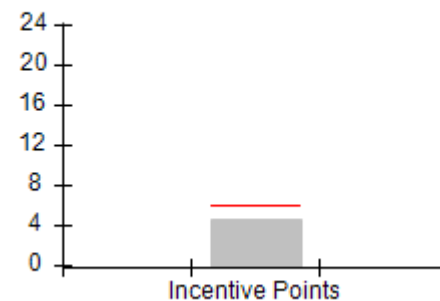
Permanency Outcomes (%)



Well-Being Outcomes (%)



Incentives Earned (Points)





DHS, DFCS, Office of Provider Management
Performance-Based Placement Measures
RBWO Provider GA+SCORECARD - CPA
 Report Quarter: Q4 FY2020



| | | | | |
|--|------------------------------|--------------------------------------|--------------------------------|-----------------------------------|
| Provider/Program Name: Great Heights Foster Care, Inc. - (5384) - CPA | | | | |
| 3340 Peachtree Rd, Atlanta, GA 30326 | | Quarterly Scores (Grades) | | Current Quarter Score (Grade) |
| Phone: 770-334-9373 | | Q1: 109.50 (A+) | Q2: 104.50 (A+) | 101.20% (A+) |
| Vendor ID# 162316 | | Q3: 100.83 (A+) | Q4: 101.20 (A+) | |
| # New Foster Homes During Quarter: 1 | | # Children in Care During Quarter: 1 | # Placements During Quarter: 1 | # Children in Care On Last Day: 1 |
| | Avg Performance All CPAs (%) | Provider Performance (%)* | Possible Points (Weight) | Provider Points Earned |
| OPM Monitoring Reviews | | | | |
| Annual Comprehensive Reviews | 82% | Not Yet Conducted | | |
| Safety Reviews | 87% | 100% | 15 | 15.00 |
| Monitoring Sub-Total | | | 15 | 15.00 |
| CPA Safety Outcomes | | | | |
| Incidence of Maltreatment | 0.02% | No Substantiated Reports | 10 | 10.00 |
| Staff Training | 67% | 100% | 5 | 5.00 |
| Staff Safety Checks | 86% | 67% | 5 | 3.35 |
| Safety Sub-Total | | | 20 | 18.35 |
| CPA Permanency Outcomes | | | | |
| Placement Stability | 93% | 100% | 15 | 15.00 |
| Permanency Sub-Total | | | 15 | 15.00 |
| CPA Well-Being Outcomes | | | | |
| EPSDT Medical Visits | 86% | Not Eligible | | |
| EPSDT Dental Visits | 79% | Not Eligible | | |
| Academic Supports | 82% | Not Eligible | | |
| Provider ECEM Visits | 90% | Not Eligible | | |
| Provider General Contacts | 89% | Not Eligible | | |
| Placements with Siblings | 68% | Not Eligible | Not Scored | Not Scored |
| Placements within Legal County | 18% | 100% | Not Scored | Not Scored |
| Well-Being Sub-Total | | | N/A | |
| *Performance calculation descriptions can be found in the FY 2019 RBWO PBP Measurements and Standards Guide. | | | | |
| Monitoring & Outcomes: Possible Points = 50 | | | Points Earned: 48.35 | |
| Score Before Incentives Credit | | | 96.70% | |
| Incentives Awarded | | | 4.50 pts | |
| PBP Verification | | | N/A pts | |
| Total Score | | | 101.20% | |



DHS, DFCS, Office of Provider Management
Performance-Based Placement Measures
RBWO Provider GA+SCORECARD - CPA
Report Quarter: Q4 FY2020



Provider/Program Name: Great Heights Foster Care, Inc. - (5384) - CPA

| # New Foster Homes During Quarter: 1 | | # Children in Care During Quarter: 1 | # Placements During Quarter: 1 | # Children in Care On Last Day: 1 |
|---|------------------------------|--------------------------------------|--------------------------------|-----------------------------------|
| CPA Incentive Credits | Avg Performance All CPAs (%) | Provider Performance (%)* | Possible Points (Weight) | Provider Points Earned |
| Early EPSDT Medical Visits | | Not Eligible | 2 | |
| Early EPSDT Dental Visits | | Not Eligible | 2 | |
| Permanency Contacts | | None Planned | 5 | |
| Additional Academic Supports | | Not Eligible | 2 | |
| HS Grad/GED/Prof or Trade Certificate/College | | N/A | 10/5/5/1 | |
| EYSS Agreement | | Not Eligible | 5 | |
| Community Connections | | Not Eligible | 4 | |
| Foster Hm Retention Rate (threshold = 90) | | 100% | 2 | 2.00 |
| Foster Hm Recruitment (threshold = 100) | | 100% | 2 | 2.00 |
| Active Agency Accreditation | | 0% | 4 | 0.00 |
| Staff Clinical Licensure | | 10% | 5 | 0.50 |
| Incentives Total | 5.87 | | | 4.50 |
| Maximum total combined incentive credit allowed is 10 points. | | | Incentives Awarded | 4.50 |

*Performance calculation descriptions can be found in the FY 2019 RBWO PBP Measurements and Standards Guide.

Child Protective Services Investigations and Dispositions

The following investigations data, which is not used for scoring but is considered significant to a provider's performance, is from Georgia SHINES and is not considered final or complete until the end of the fiscal year.

| | | |
|-----------------------------------|---|--|
| Total Reports: | 0 | |
| Number Screened In: | 0 | |
| Number Screened Out: | 0 | |
| Number Substantiated: | 0 | |
| Number Unsubstantiated: | 0 | |
| Number Active CPS Investigations: | 0 | |



DHS, DFCS, Office of Provider Management
Performance-Based Placement Measures
RBWO Provider GA+SCORECARD - CPA
 Report Quarter: Q4 FY2020



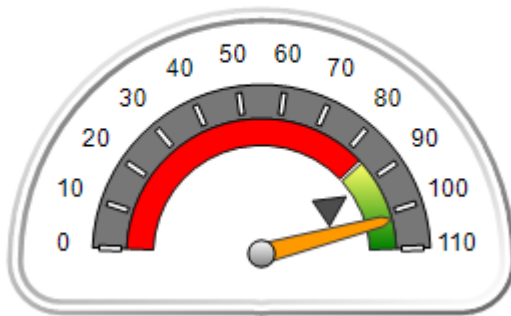
Provider/Program Name: Health Connect America, Inc. - (5374) - CPA

| 100 Glendalough Ct., Tyrone, GA 30290 | Quarterly Scores (Grades) | | Current Quarter Score (Grade) |
|---------------------------------------|---------------------------------------|---------------------------------|------------------------------------|
| Phone: 770-683-9375 | Q1: 101.92 (A+) | Q2: 98.45 (A+) | 101.99% (A+) |
| Vendor ID# 161999 | Q3: 107.85 (A+) | Q4: 101.99 (A+) | |
| # New Foster Homes During Quarter: 2 | # Children in Care During Quarter: 13 | # Placements During Quarter: 13 | # Children in Care On Last Day: 10 |

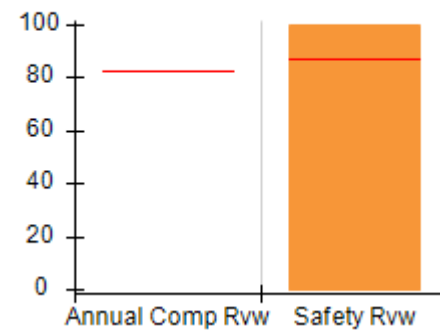
Quarterly Provider Comparisons to All CPAs

▼ — indicates average for all CPAs

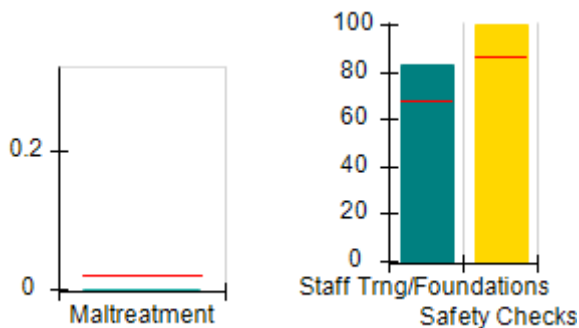
Overall Score (%)



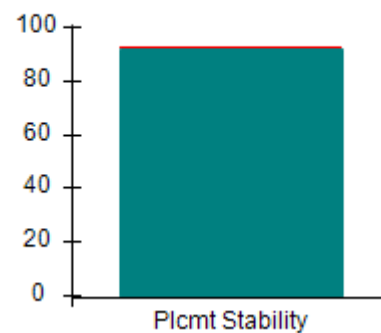
OPM Monitoring Reviews (%)



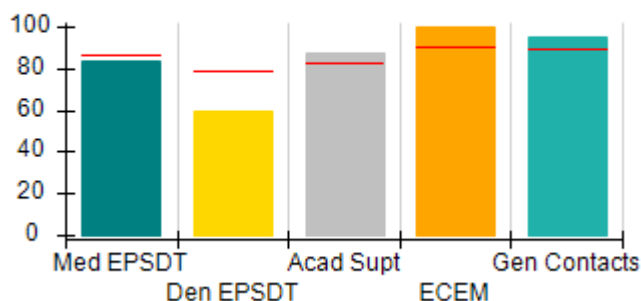
Safety Outcomes (%)



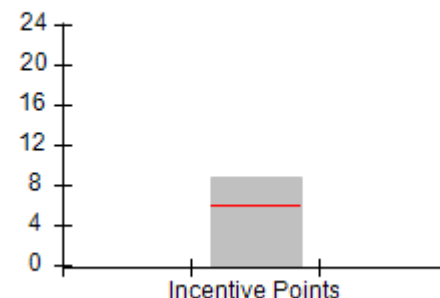
Permanency Outcomes (%)



Well-Being Outcomes (%)



Incentives Earned (Points)





DHS, DFCS, Office of Provider Management
Performance-Based Placement Measures
RBWO Provider GA+SCORECARD - CPA
 Report Quarter: Q4 FY2020



Provider/Program Name: Health Connect America, Inc. - (5374) - CPA

| | | | |
|--|----------------------------------|------------------------|--------------------------------------|
| 100 Glendalough Ct., Tyrone, GA 30290 | Quarterly Scores (Grades) | | Current Quarter Score (Grade) |
| Phone: 770-683-9375 | Q1: 101.92 (A+) | Q2: 98.45 (A+) | 101.99% (A+) |
| Vendor ID# 161999 | Q3: 107.85 (A+) | Q4: 101.99 (A+) | |

| | | | |
|--------------------------------------|---------------------------------------|---------------------------------|------------------------------------|
| # New Foster Homes During Quarter: 2 | # Children in Care During Quarter: 13 | # Placements During Quarter: 13 | # Children in Care On Last Day: 10 |
|--------------------------------------|---------------------------------------|---------------------------------|------------------------------------|

| | Avg Performance All CPAs (%) | Provider Performance (%)* | Possible Points (Weight) | Provider Points Earned |
|--|-------------------------------------|----------------------------------|---------------------------------|-------------------------------|
|--|-------------------------------------|----------------------------------|---------------------------------|-------------------------------|

OPM Monitoring Reviews

| | | | | |
|------------------------------|-----|-------------------|-----------|--------------|
| Annual Comprehensive Reviews | 82% | Not Yet Conducted | | |
| Safety Reviews | 87% | 100% | 15 | 15.00 |
| Monitoring Sub-Total | | | 15 | 15.00 |

CPA Safety Outcomes

| | | | | |
|---------------------------|-------|--------------------------|-----------|--------------|
| Incidence of Maltreatment | 0.02% | No Substantiated Reports | 10 | 10.00 |
| Staff Training | 67% | 83% | 5 | 4.15 |
| Staff Safety Checks | 86% | 100% | 5 | 5.00 |
| Safety Sub-Total | | | 20 | 19.15 |

CPA Permanency Outcomes

| | | | | |
|-----------------------------|-----|-----|-----------|--------------|
| Placement Stability | 93% | 92% | 15 | 13.80 |
| Permanency Sub-Total | | | 15 | 13.80 |

CPA Well-Being Outcomes

| | | | | |
|--------------------------------|-----|------|------------|--------------|
| EPSDT Medical Visits | 86% | 83% | 4 | 3.32 |
| EPSDT Dental Visits | 79% | 60% | 4 | 2.40 |
| Academic Supports | 82% | 87% | 3 | 2.61 |
| Provider ECEM Visits | 90% | 100% | 7 | 7.00 |
| Provider General Contacts | 89% | 95% | 7 | 6.65 |
| Placements with Siblings | 68% | 0% | Not Scored | Not Scored |
| Placements within Legal County | 18% | 0% | Not Scored | Not Scored |
| Well-Being Sub-Total | | | 25 | 21.98 |

*Performance calculation descriptions can be found in the FY 2019 RBWO PBP Measurements and Standards Guide.

| | | | |
|--|--|-----------------------------|-----------------|
| Monitoring & Outcomes: Possible Points = 75 | | Points Earned: 69.93 | |
| Score Before Incentives Credit | | | 93.24% |
| Incentives Awarded | | | 8.75 pts |
| PBP Verification | | | N/A pts |
| Total Score | | | 101.99% |



DHS, DFCS, Office of Provider Management
Performance-Based Placement Measures
RBWO Provider GA+SCORECARD - CPA
Report Quarter: Q4 FY2020



Provider/Program Name: Health Connect America, Inc. - (5374) - CPA

| # New Foster Homes During Quarter: 2 | | # Children in Care During Quarter: 13 | # Placements During Quarter: 13 | # Children in Care On Last Day: 10 |
|---|------------------------------|---------------------------------------|---------------------------------|------------------------------------|
| CPA Incentive Credits | Avg Performance All CPAs (%) | Provider Performance (%)* | Possible Points (Weight) | Provider Points Earned |
| Early EPSDT Medical Visits | | 0% | 2 | 0.00 |
| Early EPSDT Dental Visits | | 50% | 2 | 1.00 |
| Permanency Contacts | | 55% | 5 | 2.75 |
| Additional Academic Supports | | 0% | 2 | 0.00 |
| HS Grad/GED/Prof or Trade Certificate/College | | N/A | 10/5/5/1 | |
| EYSS Agreement | | 0% | 5 | 0.00 |
| Community Connections | | 0% | 4 | 0.00 |
| Foster Hm Retention Rate (threshold = 90) | | 83% | 2 | 0.00 |
| Foster Hm Recruitment (threshold = 100) | | 400% | 2 | 2.00 |
| Active Agency Accreditation | | 50% | 4 | 2.00 |
| Staff Clinical Licensure | | 20% | 5 | 1.00 |
| Incentives Total | 5.87 | | | 8.75 |
| Maximum total combined incentive credit allowed is 10 points. | | | Incentives Awarded | 8.75 |

*Performance calculation descriptions can be found in the FY 2019 RBWO PBP Measurements and Standards Guide.

Child Protective Services Investigations and Dispositions

The following investigations data, which is not used for scoring but is considered significant to a provider's performance, is from Georgia SHINES and is not considered final or complete until the end of the fiscal year.

| | |
|-----------------------------------|---|
| Total Reports: | 0 |
| Number Screened In: | 0 |
| Number Screened Out: | 0 |
| Number Substantiated: | 0 |
| Number Unsubstantiated: | 0 |
| Number Active CPS Investigations: | 0 |



DHS, DFCS, Office of Provider Management
Performance-Based Placement Measures
RBWO Provider GA+SCORECARD - CPA
 Report Quarter: Q4 FY2020



| | | | |
|--|---------------------------------------|---------------------------------|------------------------------------|
| Provider/Program Name: Hillside - Connections Program (700) - CPA | | | |
| 690 Courtenay Dr., NE, Atlanta, GA 30306 | Quarterly Scores (Grades) | | Current Quarter Score (Grade) |
| Phone: 404-875-4551 | Q1: 90.60 (A-) | Q2: 92.31 (A-) | 87.59% (B+) |
| Vendor ID# 35415 | Q3: 95.72 (A) | Q4: 87.59 (B+) | |
| # New Foster Homes During Quarter: 2 | # Children in Care During Quarter: 20 | # Placements During Quarter: 23 | # Children in Care On Last Day: 16 |
| Quarterly Provider Comparisons to All CPAs | | | |

▼ — indicates average for all CPAs





DHS, DFCS, Office of Provider Management
Performance-Based Placement Measures
RBWO Provider GA+SCORECARD - CPA
 Report Quarter: Q4 FY2020



| Provider/Program Name: Hillside - Connections Program (700) - CPA | | | | |
|---|------------------------------|---------------------------------------|---------------------------------|------------------------------------|
| 690 Courtenay Dr., NE, Atlanta, GA 30306 | | Quarterly Scores (Grades) | | Current Quarter Score (Grade) |
| Phone: 404-875-4551 | | Q1: 90.60 (A-) | Q2: 92.31 (A-) | 87.59% (B+) |
| Vendor ID# 35415 | | Q3: 95.72 (A) | Q4: 87.59 (B+) | |
| # New Foster Homes During Quarter: 2 | | # Children in Care During Quarter: 20 | # Placements During Quarter: 23 | # Children in Care On Last Day: 16 |
| | Avg Performance All CPAs (%) | Provider Performance (%)* | Possible Points (Weight) | Provider Points Earned |
| OPM Monitoring Reviews | | | | |
| Annual Comprehensive Reviews | 82% | 83% | 25 | 20.78 |
| Safety Reviews | 87% | 70% | 15 | 10.50 |
| Monitoring Sub-Total | | | 40 | 31.28 |
| CPA Safety Outcomes | | | | |
| Incidence of Maltreatment | 0.02% | No Substantiated Reports | 10 | 10.00 |
| Staff Training | 67% | 44% | 5 | 2.20 |
| Staff Safety Checks | 86% | 100% | 5 | 5.00 |
| Safety Sub-Total | | | 20 | 17.20 |
| CPA Permanency Outcomes | | | | |
| Placement Stability | 93% | 85% | 15 | 12.75 |
| Permanency Sub-Total | | | 15 | 12.75 |
| CPA Well-Being Outcomes | | | | |
| EPSDT Medical Visits | 86% | 95% | 4 | 3.80 |
| EPSDT Dental Visits | 79% | 68% | 4 | 2.72 |
| Academic Supports | 82% | 98% | 3 | 2.94 |
| Provider ECEM Visits | 90% | 81% | 7 | 5.67 |
| Provider General Contacts | 89% | 83% | 7 | 5.81 |
| Placements with Siblings | 68% | 59% | Not Scored | Not Scored |
| Placements within Legal County | 18% | 0% | Not Scored | Not Scored |
| Well-Being Sub-Total | | | 25 | 20.94 |

*Performance calculation descriptions can be found in the FY 2019 RBWO PBP Measurements and Standards Guide.

| | | | |
|---|--|-----------------------------|-----------------|
| Monitoring & Outcomes: Possible Points = 100 | | Points Earned: 82.17 | |
| Score Before Incentives Credit | | | 82.17% |
| Incentives Awarded | | | 5.42 pts |
| PBP Verification | | | N/A pts |
| Total Score | | | 87.59% |



DHS, DFCS, Office of Provider Management
Performance-Based Placement Measures
RBWO Provider GA+SCORECARD - CPA
Report Quarter: Q4 FY2020



Provider/Program Name: Hillside - Connections Program (700) - CPA

| # New Foster Homes During Quarter: 2 | | # Children in Care During Quarter: 20 | # Placements During Quarter: 23 | # Children in Care On Last Day: 16 |
|---|------------------------------|---------------------------------------|---------------------------------|------------------------------------|
| CPA Incentive Credits | Avg Performance All CPAs (%) | Provider Performance (%)* | Possible Points (Weight) | Provider Points Earned |
| Early EPSDT Medical Visits | | 75% | 2 | 1.50 |
| Early EPSDT Dental Visits | | 25% | 2 | 0.50 |
| Permanency Contacts | | 0% | 5 | 0.00 |
| Additional Academic Supports | | 21% | 2 | 0.42 |
| HS Grad/GED/Prof or Trade Certificate/College | | N/A | 10/5/5/1 | |
| EYSS Agreement | | Not Eligible | 5 | |
| Community Connections | | 0% | 4 | 0.00 |
| Foster Hm Retention Rate (threshold = 90) | | 38% | 2 | 0.00 |
| Foster Hm Recruitment (threshold = 100) | | 67% | 2 | 0.00 |
| Active Agency Accreditation | | 50% | 4 | 2.00 |
| Staff Clinical Licensure | | 20% | 5 | 1.00 |
| Incentives Total | 5.87 | | | 5.42 |
| Maximum total combined incentive credit allowed is 10 points. | | | Incentives Awarded | 5.42 |

*Performance calculation descriptions can be found in the FY 2019 RBWO PBP Measurements and Standards Guide.

Child Protective Services Investigations and Dispositions

The following investigations data, which is not used for scoring but is considered significant to a provider's performance, is from Georgia SHINES and is not considered final or complete until the end of the fiscal year.

| | |
|-----------------------------------|----|
| Total Reports: | 2 |
| Number Screened In: | 1 |
| Number Screened Out: | 1 |
| Number Substantiated: | 0 |
| Number Unsubstantiated: | 2 |
| Number Active CPS Investigations: | -1 |



DHS, DFCS, Office of Provider Management
Performance-Based Placement Measures
RBWO Provider GA+SCORECARD - CPA



Report Quarter: Q4 FY2020

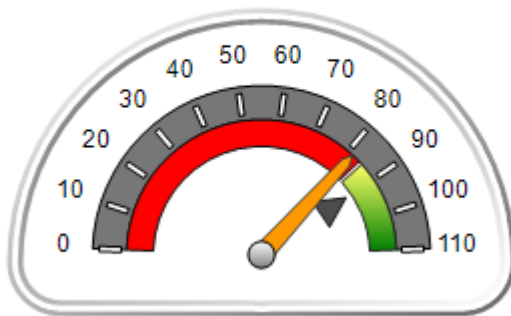
Provider/Program Name: Inspiritus, Inc. (formerly Lutheran Services of GA) - Atlanta (728) - CPA

| 731 Peachtree Street NE, Atlanta, GA 30308 | Quarterly Scores (Grades) | | Current Quarter Score (Grade) |
|--|---------------------------------------|---------------------------------|------------------------------------|
| Phone: 404-591-7035 | Q1: 84.12 (B) | Q2: 90.03 (A-) | 81.57% (B-) |
| Vendor ID# 35451 | Q3: 89.13 (B+) | Q4: 81.57 (B-) | |
| # New Foster Homes During Quarter: 0 | # Children in Care During Quarter: 13 | # Placements During Quarter: 13 | # Children in Care On Last Day: 13 |

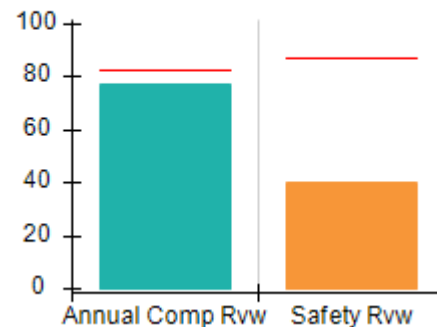
Quarterly Provider Comparisons to All CPAs

▼ — indicates average for all CPAs

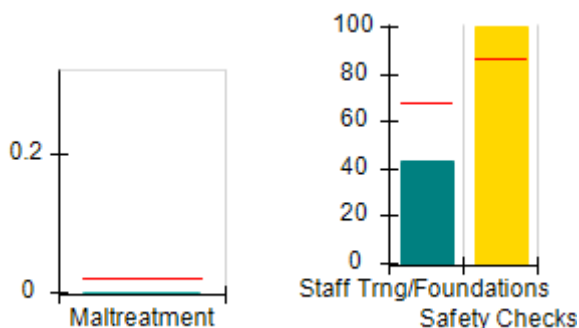
Overall Score (%)



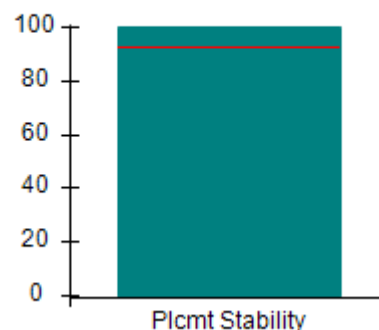
OPM Monitoring Reviews (%)



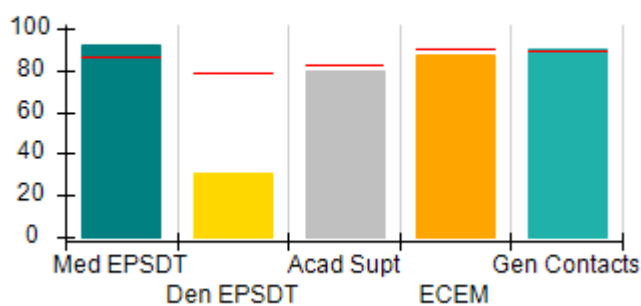
Safety Outcomes (%)



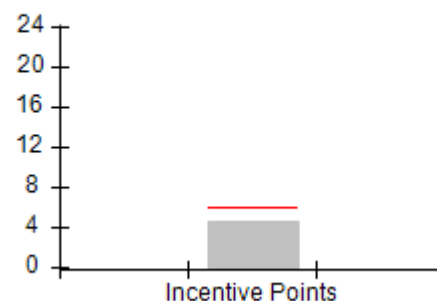
Permanency Outcomes (%)



Well-Being Outcomes (%)



Incentives Earned (Points)





DHS, DFCS, Office of Provider Management
Performance-Based Placement Measures
RBWO Provider GA+SCORECARD - CPA



Report Quarter: Q4 FY2020

| | | | | |
|--|------------------------------|---------------------------------------|---------------------------------|------------------------------------|
| Provider/Program Name: Inspiritus, Inc. (formerly Lutheran Services of GA) - Atlanta (728) - CPA | | | | |
| 731 Peachtree Street NE, Atlanta, GA 30308 | | Quarterly Scores (Grades) | | Current Quarter Score (Grade) |
| Phone: 404-591-7035 | | Q1: 84.12 (B) | Q2: 90.03 (A-) | 81.57% (B-) |
| Vendor ID# 35451 | | Q3: 89.13 (B+) | Q4: 81.57 (B-) | |
| # New Foster Homes During Quarter: 0 | | # Children in Care During Quarter: 13 | # Placements During Quarter: 13 | # Children in Care On Last Day: 13 |
| | Avg Performance All CPAs (%) | Provider Performance (%)* | Possible Points (Weight) | Provider Points Earned |
| OPM Monitoring Reviews | | | | |
| Annual Comprehensive Reviews | 82% | 77% | 25 | 19.21 |
| Safety Reviews | 87% | 40% | 15 | 6.00 |
| Monitoring Sub-Total | | | 40 | 25.21 |
| CPA Safety Outcomes | | | | |
| Incidence of Maltreatment | 0.02% | No Substantiated Reports | 10 | 10.00 |
| Staff Training | 67% | 43% | 5 | 2.15 |
| Staff Safety Checks | 86% | 100% | 5 | 5.00 |
| Safety Sub-Total | | | 20 | 17.15 |
| CPA Permanency Outcomes | | | | |
| Placement Stability | 93% | 100% | 15 | 15.00 |
| Permanency Sub-Total | | | 15 | 15.00 |
| CPA Well-Being Outcomes | | | | |
| EPSDT Medical Visits | 86% | 92% | 4 | 3.68 |
| EPSDT Dental Visits | 79% | 31% | 4 | 1.24 |
| Academic Supports | 82% | 80% | 3 | 2.40 |
| Provider ECEM Visits | 90% | 87% | 7 | 6.09 |
| Provider General Contacts | 89% | 90% | 7 | 6.30 |
| Placements with Siblings | 68% | 100% | Not Scored | Not Scored |
| Placements within Legal County | 18% | Not Eligible | Not Scored | Not Scored |
| Well-Being Sub-Total | | | 25 | 19.71 |
| *Performance calculation descriptions can be found in the FY 2019 RBWO PBP Measurements and Standards Guide. | | | | |
| Monitoring & Outcomes: Possible Points = 100 | | | Points Earned: 77.07 | |
| Score Before Incentives Credit | | | 77.07% | |
| Incentives Awarded | | | 4.50 pts | |
| PBP Verification | | | N/A pts | |
| Total Score | | | 81.57% | |



DHS, DFCS, Office of Provider Management
Performance-Based Placement Measures
RBWO Provider GA+SCORECARD - CPA



Report Quarter: Q4 FY2020

Provider/Program Name: Inspiritus, Inc. (formerly Lutheran Services of GA) - Atlanta (728) - CPA

| # New Foster Homes During Quarter: 0 | | # Children in Care During Quarter: 13 | # Placements During Quarter: 13 | # Children in Care On Last Day: 13 |
|---|------------------------------|---------------------------------------|---------------------------------|------------------------------------|
| CPA Incentive Credits | Avg Performance All CPAs (%) | Provider Performance (%)* | Possible Points (Weight) | Provider Points Earned |
| Early EPSDT Medical Visits | | 0% | 2 | 0.00 |
| Early EPSDT Dental Visits | | 0% | 2 | 0.00 |
| Permanency Contacts | | None Planned | 5 | |
| Additional Academic Supports | | 0% | 2 | 0.00 |
| HS Grad/GED/Prof or Trade Certificate/College | | N/A | 10/5/5/1 | |
| EYSS Agreement | | Not Eligible | 5 | |
| Community Connections | | 0% | 4 | 0.00 |
| Foster Hm Retention Rate (threshold = 90) | | 100% | 2 | 2.00 |
| Foster Hm Recruitment (threshold = 100) | | 0% | 2 | 0.00 |
| Active Agency Accreditation | | 50% | 4 | 2.00 |
| Staff Clinical Licensure | | 10% | 5 | 0.50 |
| Incentives Total | 5.87 | | | 4.50 |
| Maximum total combined incentive credit allowed is 10 points. | | | Incentives Awarded | 4.50 |

*Performance calculation descriptions can be found in the FY 2019 RBWO PBP Measurements and Standards Guide.

Child Protective Services Investigations and Dispositions

The following investigations data, which is not used for scoring but is considered significant to a provider's performance, is from Georgia SHINES and is not considered final or complete until the end of the fiscal year.

| | |
|-----------------------------------|---|
| Total Reports: | 0 |
| Number Screened In: | 0 |
| Number Screened Out: | 0 |
| Number Substantiated: | 0 |
| Number Unsubstantiated: | 0 |
| Number Active CPS Investigations: | 0 |



DHS, DFCS, Office of Provider Management
Performance-Based Placement Measures
RBWO Provider GA+SCORECARD - CPA



Report Quarter: Q4 FY2020

Provider/Program Name: Inspiritus, Inc. (formerly Lutheran Services of GA) - Rome (4381) - CPA

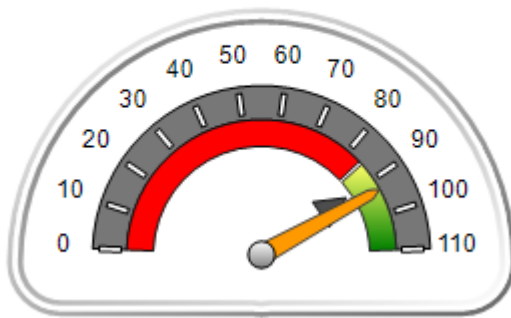
| 202 E 3rd Ave, Rome, GA 30161 | Quarterly Scores (Grades) | | Current Quarter Score (Grade) |
|--------------------------------------|--------------------------------------|--------------------------------|-----------------------------------|
| Phone: 706-512-1185 | Q1: 86.68 (B) | Q2: 90.96 (A-) | 93.22% (A-) |
| Vendor ID# 62037 | Q3: 89.45 (B+) | Q4: 93.22 (A-) | |
| # New Foster Homes During Quarter: 0 | # Children in Care During Quarter: 4 | # Placements During Quarter: 4 | # Children in Care On Last Day: 3 |

Quarterly Provider Comparisons to All CPAs

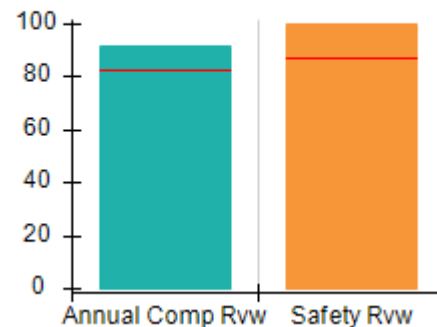


— indicates average for all CPAs

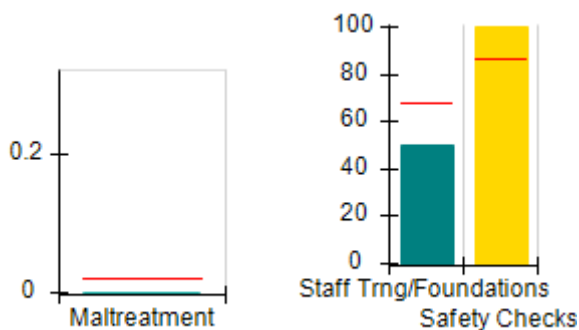
Overall Score (%)



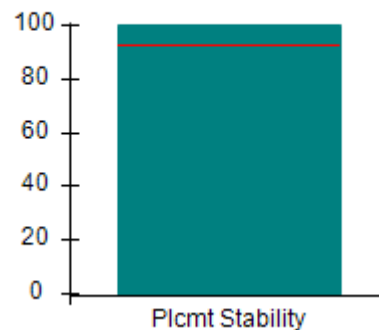
OPM Monitoring Reviews (%)



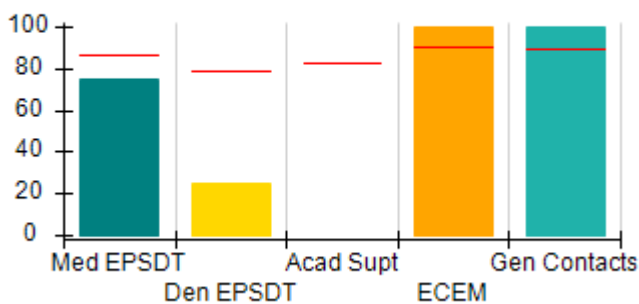
Safety Outcomes (%)



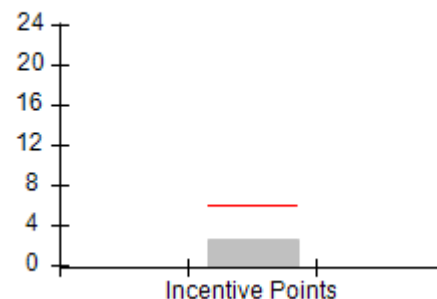
Permanency Outcomes (%)



Well-Being Outcomes (%)



Incentives Earned (Points)





DHS, DFCS, Office of Provider Management
Performance-Based Placement Measures
RBWO Provider GA+SCORECARD - CPA



Report Quarter: Q4 FY2020

| | | | | |
|--|------------------------------|--------------------------------------|--------------------------------|-----------------------------------|
| Provider/Program Name: Inspiritus, Inc. (formerly Lutheran Services of GA) - Rome (4381) - CPA | | | | |
| 202 E 3rd Ave, Rome, GA 30161 | | Quarterly Scores (Grades) | | Current Quarter Score (Grade) |
| Phone: 706-512-1185 | | Q1: 86.68 (B) | Q2: 90.96 (A-) | 93.22% (A-) |
| Vendor ID# 62037 | | Q3: 89.45 (B+) | Q4: 93.22 (A-) | |
| # New Foster Homes During Quarter: 0 | | # Children in Care During Quarter: 4 | # Placements During Quarter: 4 | # Children in Care On Last Day: 3 |
| | Avg Performance All CPAs (%) | Provider Performance (%)* | Possible Points (Weight) | Provider Points Earned |
| OPM Monitoring Reviews | | | | |
| Annual Comprehensive Reviews | 82% | 91% | 25 | 22.77 |
| Safety Reviews | 87% | 100% | 15 | 15.00 |
| Monitoring Sub-Total | | | 40 | 37.77 |
| CPA Safety Outcomes | | | | |
| Incidence of Maltreatment | 0.02% | No Substantiated Reports | 10 | 10.00 |
| Staff Training | 67% | 50% | 5 | 2.50 |
| Staff Safety Checks | 86% | 100% | 5 | 5.00 |
| Safety Sub-Total | | | 20 | 17.50 |
| CPA Permanency Outcomes | | | | |
| Placement Stability | 93% | 100% | 15 | 15.00 |
| Permanency Sub-Total | | | 15 | 15.00 |
| CPA Well-Being Outcomes | | | | |
| EPSDT Medical Visits | 86% | 75% | 4.5 | 3.41 |
| EPSDT Dental Visits | 79% | 25% | 4.5 | 1.14 |
| Academic Supports | 82% | Not Eligible | | |
| Provider ECEM Visits | 90% | 100% | 8 | 7.95 |
| Provider General Contacts | 89% | 100% | 8 | 7.95 |
| Placements with Siblings | 68% | 100% | Not Scored | Not Scored |
| Placements within Legal County | 18% | Not Eligible | Not Scored | Not Scored |
| Well-Being Sub-Total | | | 25 | 20.46 |
| *Performance calculation descriptions can be found in the FY 2019 RBWO PBP Measurements and Standards Guide. | | | | |
| Monitoring & Outcomes: Possible Points = 100 | | | Points Earned: 90.72 | |
| Score Before Incentives Credit | | | 90.72% | |
| Incentives Awarded | | | 2.50 pts | |
| PBP Verification | | | N/A pts | |
| Total Score | | | 93.22% | |



DHS, DFCS, Office of Provider Management
Performance-Based Placement Measures
RBWO Provider GA+SCORECARD - CPA



Report Quarter: Q4 FY2020

Provider/Program Name: Inspiritus, Inc. (formerly Lutheran Services of GA) - Rome (4381) - CPA

| # New Foster Homes During Quarter: 0 | | # Children in Care During Quarter: 4 | # Placements During Quarter: 4 | # Children in Care On Last Day: 3 |
|---|------------------------------|--------------------------------------|--------------------------------|-----------------------------------|
| CPA Incentive Credits | Avg Performance All CPAs (%) | Provider Performance (%)* | Possible Points (Weight) | Provider Points Earned |
| Early EPSDT Medical Visits | | Not Eligible | 2 | |
| Early EPSDT Dental Visits | | 0% | 2 | 0.00 |
| Permanency Contacts | | None Planned | 5 | |
| Additional Academic Supports | | Not Eligible | 2 | |
| HS Grad/GED/Prof or Trade Certificate/College | | N/A | 10/5/5/1 | |
| EYSS Agreement | | Not Eligible | 5 | |
| Community Connections | | 0% | 4 | 0.00 |
| Foster Hm Retention Rate (threshold = 90) | | 0% | 2 | 0.00 |
| Foster Hm Recruitment (threshold = 100) | | 0% | 2 | 0.00 |
| Active Agency Accreditation | | 50% | 4 | 2.00 |
| Staff Clinical Licensure | | 10% | 5 | 0.50 |
| Incentives Total | 5.87 | | | 2.50 |
| Maximum total combined incentive credit allowed is 10 points. | | | Incentives Awarded | 2.50 |

*Performance calculation descriptions can be found in the FY 2019 RBWO PBP Measurements and Standards Guide.

Child Protective Services Investigations and Dispositions

The following investigations data, which is not used for scoring but is considered significant to a provider's performance, is from Georgia SHINES and is not considered final or complete until the end of the fiscal year.

| | |
|-----------------------------------|---|
| Total Reports: | 0 |
| Number Screened In: | 0 |
| Number Screened Out: | 0 |
| Number Substantiated: | 0 |
| Number Unsubstantiated: | 0 |
| Number Active CPS Investigations: | 0 |



DHS, DFCS, Office of Provider Management
Performance-Based Placement Measures
RBWO Provider GA+SCORECARD - CPA
Report Quarter: Q4 FY2020



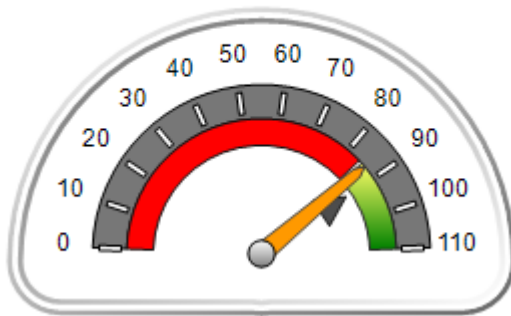
Provider/Program Name: Integrated Health Center Corp - (5337) - CPA

| | | | |
|---------------------------------------|---------------------------------------|---------------------------------|------------------------------------|
| 1400 Buford Hwy, Sugar Hill, GA 30518 | Quarterly Scores (Grades) | | Current Quarter Score (Grade) |
| Phone: 470-326-5750 | Q1: 96.30 (A) | Q2: 82.15 (B-) | 86.13% (B) |
| Vendor ID# 157127 | Q3: 83.44 (B-) | Q4: 86.13 (B) | |
| # New Foster Homes During Quarter: 0 | # Children in Care During Quarter: 39 | # Placements During Quarter: 39 | # Children in Care On Last Day: 32 |

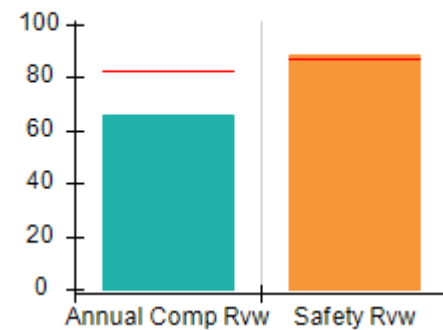
Quarterly Provider Comparisons to All CPAs

▼ — indicates average for all CPAs

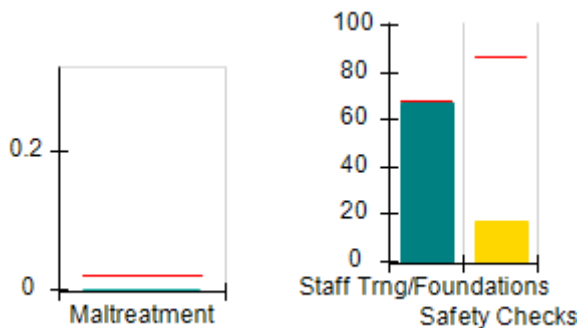
Overall Score (%)



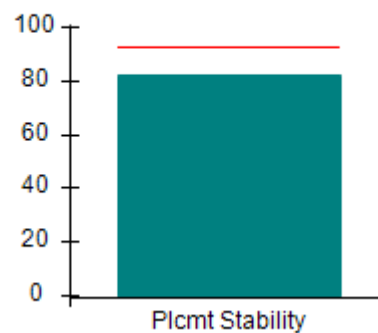
OPM Monitoring Reviews (%)



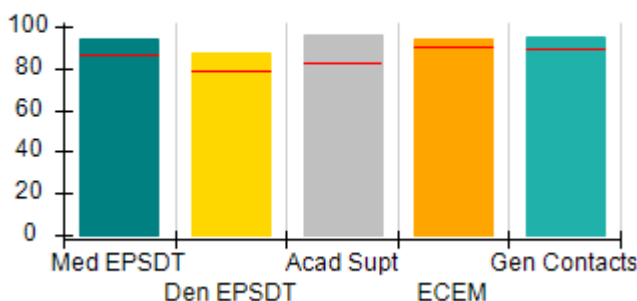
Safety Outcomes (%)



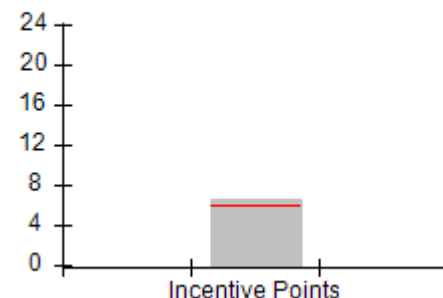
Permanency Outcomes (%)



Well-Being Outcomes (%)



Incentives Earned (Points)





DHS, DFCS, Office of Provider Management
Performance-Based Placement Measures
RBWO Provider GA+SCORECARD - CPA
 Report Quarter: Q4 FY2020



Provider/Program Name: Integrated Health Center Corp - (5337) - CPA

| | | | |
|---------------------------------------|---------------------------|----------------|-------------------------------|
| 1400 Buford Hwy, Sugar Hill, GA 30518 | Quarterly Scores (Grades) | | Current Quarter Score (Grade) |
| Phone: 470-326-5750 | Q1: 96.30 (A) | Q2: 82.15 (B-) | 86.13% (B) |
| Vendor ID# 157127 | Q3: 83.44 (B-) | Q4: 86.13 (B) | |

| | | | |
|--------------------------------------|---------------------------------------|---------------------------------|------------------------------------|
| # New Foster Homes During Quarter: 0 | # Children in Care During Quarter: 39 | # Placements During Quarter: 39 | # Children in Care On Last Day: 32 |
|--------------------------------------|---------------------------------------|---------------------------------|------------------------------------|

| | Avg Performance All CPAs (%) | Provider Performance (%)* | Possible Points (Weight) | Provider Points Earned |
|--|------------------------------|---------------------------|--------------------------|------------------------|
|--|------------------------------|---------------------------|--------------------------|------------------------|

OPM Monitoring Reviews

| | | | | |
|------------------------------|-----|-----|-----------|--------------|
| Annual Comprehensive Reviews | 82% | 66% | 25 | 16.46 |
| Safety Reviews | 87% | 88% | 15 | 13.25 |
| Monitoring Sub-Total | | | 40 | 29.70 |

CPA Safety Outcomes

| | | | | |
|---------------------------|-------|--------------------------|-----------|--------------|
| Incidence of Maltreatment | 0.02% | No Substantiated Reports | 10 | 10.00 |
| Staff Training | 67% | 67% | 5 | 3.35 |
| Staff Safety Checks | 86% | 17% | 5 | 0.85 |
| Safety Sub-Total | | | 20 | 14.20 |

CPA Permanency Outcomes

| | | | | |
|-----------------------------|-----|-----|-----------|--------------|
| Placement Stability | 93% | 82% | 15 | 12.30 |
| Permanency Sub-Total | | | 15 | 12.30 |

CPA Well-Being Outcomes

| | | | | |
|--------------------------------|-----|-----|------------|--------------|
| EPSDT Medical Visits | 86% | 94% | 4 | 3.76 |
| EPSDT Dental Visits | 79% | 87% | 4 | 3.48 |
| Academic Supports | 82% | 96% | 3 | 2.88 |
| Provider ECEM Visits | 90% | 94% | 7 | 6.58 |
| Provider General Contacts | 89% | 95% | 7 | 6.65 |
| Placements with Siblings | 68% | 53% | Not Scored | Not Scored |
| Placements within Legal County | 18% | 0% | Not Scored | Not Scored |
| Well-Being Sub-Total | | | 25 | 23.35 |

*Performance calculation descriptions can be found in the FY 2019 RBWO PBP Measurements and Standards Guide.

| | |
|---|-----------------------------|
| Monitoring & Outcomes: Possible Points = 100 | Points Earned: 79.55 |
| Score Before Incentives Credit | 79.55% |
| Incentives Awarded | 6.58 pts |
| PBP Verification | N/A pts |
| Total Score | 86.13% |



DHS, DFCS, Office of Provider Management
Performance-Based Placement Measures
RBWO Provider GA+SCORECARD - CPA
Report Quarter: Q4 FY2020



Provider/Program Name: Integrated Health Center Corp - (5337) - CPA

| # New Foster Homes During Quarter: 0 | | # Children in Care During Quarter: 39 | # Placements During Quarter: 39 | # Children in Care On Last Day: 32 |
|---|------------------------------|---------------------------------------|---------------------------------|------------------------------------|
| CPA Incentive Credits | Avg Performance All CPAs (%) | Provider Performance (%)* | Possible Points (Weight) | Provider Points Earned |
| Early EPSDT Medical Visits | | 0% | 2 | 0.00 |
| Early EPSDT Dental Visits | | 40% | 2 | 0.80 |
| Permanency Contacts | | 0% | 5 | 0.00 |
| Additional Academic Supports | | 89% | 2 | 1.78 |
| HS Grad/GED/Prof or Trade Certificate/College | | N/A | 10/5/5/1 | |
| EYSS Agreement | | Not Eligible | 5 | |
| Community Connections | | 0% | 4 | 0.00 |
| Foster Hm Retention Rate (threshold = 90) | | 92% | 2 | 2.00 |
| Foster Hm Recruitment (threshold = 100) | | 33% | 2 | 0.00 |
| Active Agency Accreditation | | 50% | 4 | 2.00 |
| Staff Clinical Licensure | | 0% | 5 | 0.00 |
| Incentives Total | 5.87 | | | 6.58 |
| Maximum total combined incentive credit allowed is 10 points. | | | Incentives Awarded | 6.58 |

*Performance calculation descriptions can be found in the FY 2019 RBWO PBP Measurements and Standards Guide.

Child Protective Services Investigations and Dispositions

The following investigations data, which is not used for scoring but is considered significant to a provider's performance, is from Georgia SHINES and is not considered final or complete until the end of the fiscal year.

| | | |
|-----------------------------------|---|--|
| Total Reports: | 1 | |
| Number Screened In: | 0 | |
| Number Screened Out: | 1 | |
| Number Substantiated: | 0 | |
| Number Unsubstantiated: | 0 | |
| Number Active CPS Investigations: | 0 | |



DHS, DFCS, Office of Provider Management

Performance-Based Placement Measures


RBWO Provider GA+SCORECARD - CPA

Report Quarter: Q4 FY2020

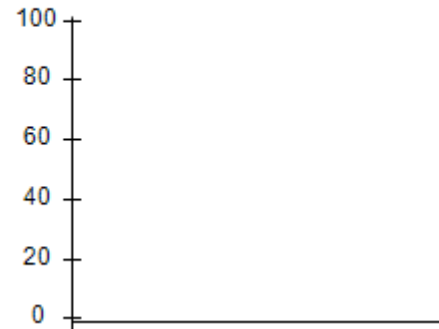


▼ — indicates average for all CPAs

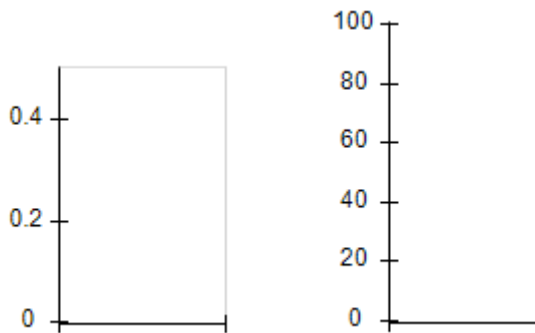
Overall Score (%)



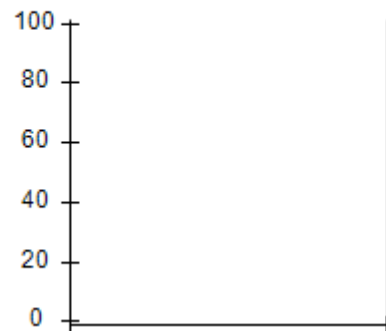
OPM Monitoring Reviews (%)



Safety Outcomes (%)



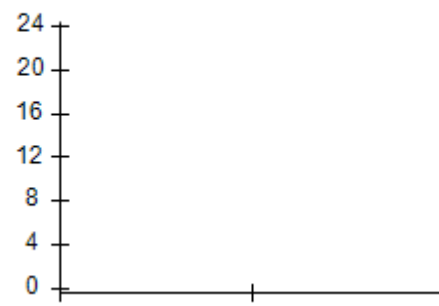
Permanency Outcomes (%)



Well-Being Outcomes (%)



Incentives Earned (Points)





DHS, DFCS, Office of Provider Management

Performance-Based Placement Measures


RBWO Provider GA+SCORECARD - CPA

Report Quarter: Q4 FY2020

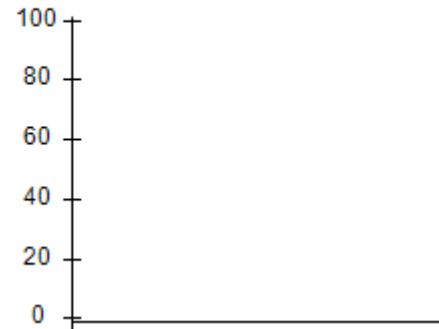


▼ — indicates average for all CPAs

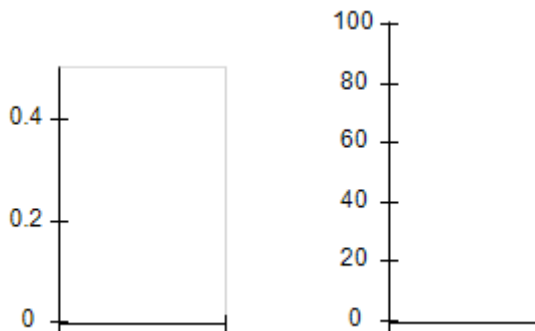
Overall Score (%)



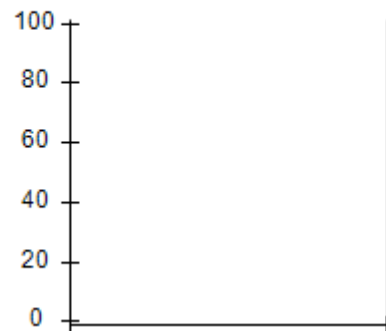
OPM Monitoring Reviews (%)



Safety Outcomes (%)



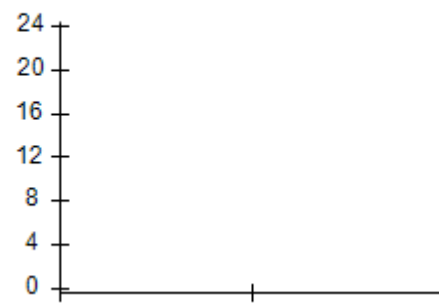
Permanency Outcomes (%)



Well-Being Outcomes (%)



Incentives Earned (Points)





DHS, DFCS, Office of Provider Management
Performance-Based Placement Measures
RBWO Provider GA+SCORECARD - CPA



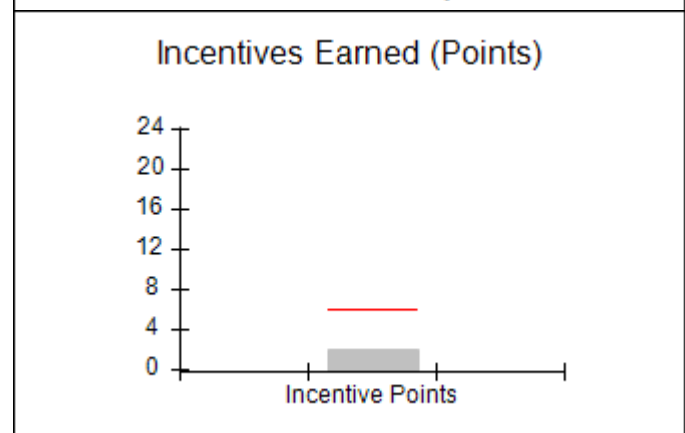
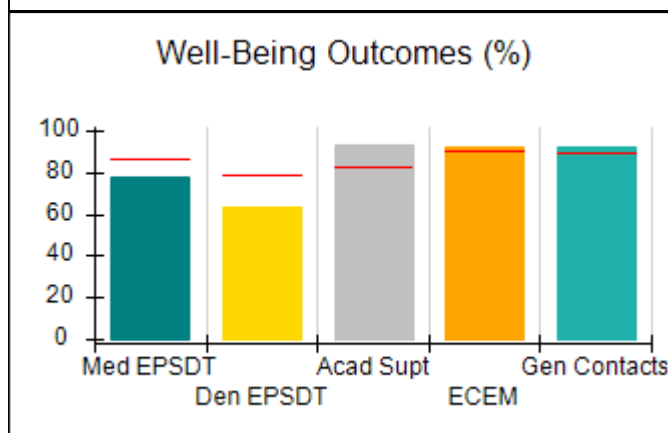
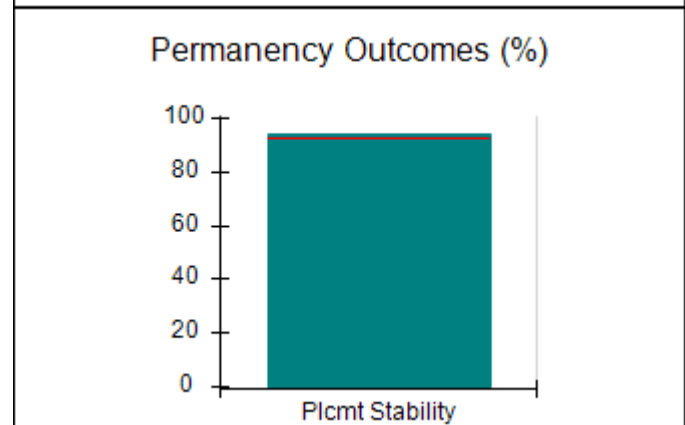
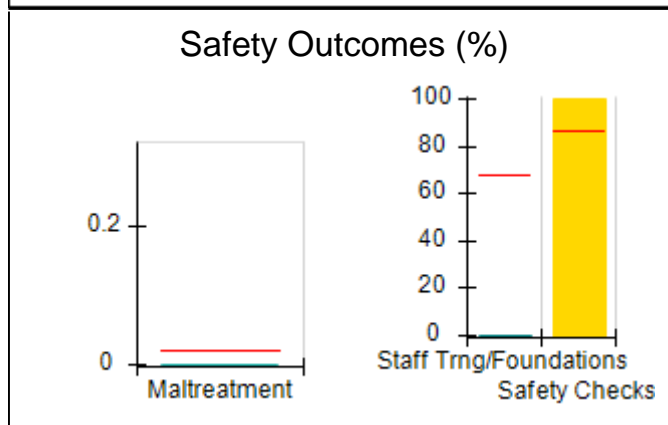
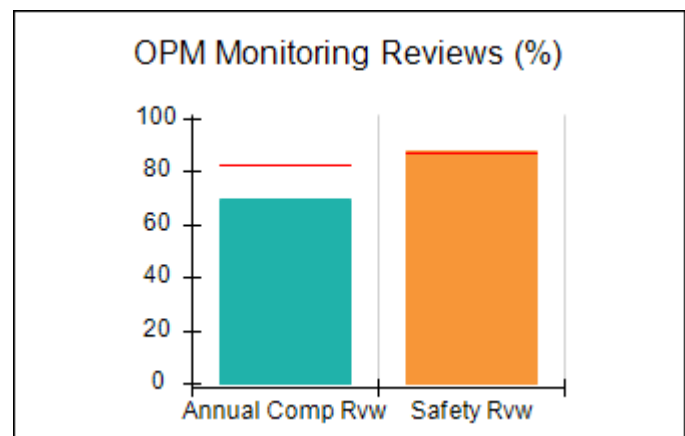
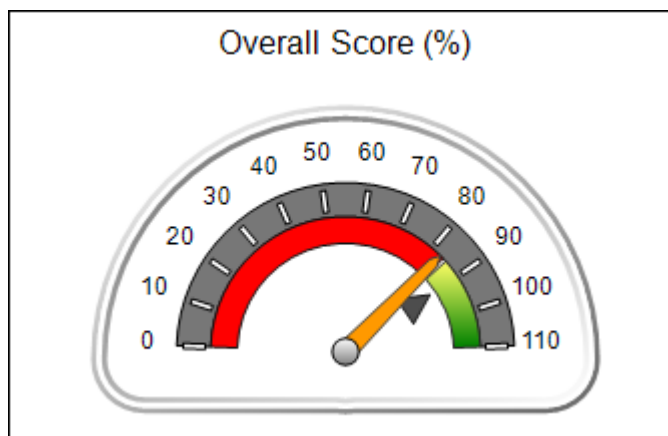
Report Quarter: Q4 FY2020

Provider/Program Name: Laurel Heights Hospital -Universal Health - Laurel Heights CPA (722) - CPA

| 934 Briarcliff Rd., NE, Atlanta, GA 30306 | Quarterly Scores (Grades) | | Current Quarter Score (Grade) |
|---|---------------------------------------|---------------------------------|------------------------------------|
| Phone: 404-888-7860 | Q1: 91.02 (A-) | Q2: 92.06 (A-) | 82.94% (B-) |
| Vendor ID# 35443 | Q3: 88.34 (B+) | Q4: 82.94 (B-) | |
| # New Foster Homes During Quarter: 1 | # Children in Care During Quarter: 47 | # Placements During Quarter: 51 | # Children in Care On Last Day: 40 |

Quarterly Provider Comparisons to All CPAs

▼ — indicates average for all CPAs





DHS, DFCS, Office of Provider Management
Performance-Based Placement Measures
RBWO Provider GA+SCORECARD - CPA



Report Quarter: Q4 FY2020

Provider/Program Name: Laurel Heights Hospital -Universal Health - Laurel Heights CPA (722) - CPA

| | | | |
|---|----------------------------------|----------------|--------------------------------------|
| 934 Briarcliff Rd., NE, Atlanta, GA 30306 | Quarterly Scores (Grades) | | Current Quarter Score (Grade) |
| Phone: 404-888-7860 | Q1: 91.02 (A-) | Q2: 92.06 (A-) | 82.94% (B-) |
| Vendor ID# 35443 | Q3: 88.34 (B+) | Q4: 82.94 (B-) | |

| | | | |
|--------------------------------------|---------------------------------------|---------------------------------|------------------------------------|
| # New Foster Homes During Quarter: 1 | # Children in Care During Quarter: 47 | # Placements During Quarter: 51 | # Children in Care On Last Day: 40 |
|--------------------------------------|---------------------------------------|---------------------------------|------------------------------------|

| | | | | |
|--|-------------------------------------|----------------------------------|---------------------------------|-------------------------------|
| | Avg Performance All CPAs (%) | Provider Performance (%)* | Possible Points (Weight) | Provider Points Earned |
|--|-------------------------------------|----------------------------------|---------------------------------|-------------------------------|

OPM Monitoring Reviews

| | | | | |
|------------------------------|-----|-----|-----------|--------------|
| Annual Comprehensive Reviews | 82% | 70% | 25 | 17.48 |
| Safety Reviews | 87% | 88% | 15 | 13.13 |
| Monitoring Sub-Total | | | 40 | 30.61 |

CPA Safety Outcomes

| | | | | |
|---------------------------|-------|--------------------------|-----------|--------------|
| Incidence of Maltreatment | 0.02% | No Substantiated Reports | 10 | 10.00 |
| Staff Training | 67% | 0% | 5 | 0.00 |
| Staff Safety Checks | 86% | 100% | 5 | 5.00 |
| Safety Sub-Total | | | 20 | 15.00 |

CPA Permanency Outcomes

| | | | | |
|-----------------------------|-----|-----|-----------|--------------|
| Placement Stability | 93% | 94% | 15 | 14.10 |
| Permanency Sub-Total | | | 15 | 14.10 |

CPA Well-Being Outcomes

| | | | | |
|--------------------------------|-----|-----|------------|--------------|
| EPSDT Medical Visits | 86% | 78% | 4 | 3.12 |
| EPSDT Dental Visits | 79% | 63% | 4 | 2.52 |
| Academic Supports | 82% | 93% | 3 | 2.79 |
| Provider ECEM Visits | 90% | 92% | 7 | 6.44 |
| Provider General Contacts | 89% | 92% | 7 | 6.44 |
| Placements with Siblings | 68% | 80% | Not Scored | Not Scored |
| Placements within Legal County | 18% | 70% | Not Scored | Not Scored |
| Well-Being Sub-Total | | | 25 | 21.31 |

*Performance calculation descriptions can be found in the FY 2019 RBWO PBP Measurements and Standards Guide.

| | | | |
|---|--|-----------------------------|-----------------|
| Monitoring & Outcomes: Possible Points = 100 | | Points Earned: 81.02 | |
| Score Before Incentives Credit | | | 81.02% |
| Incentives Awarded | | | 1.92 pts |
| PBP Verification | | | N/A pts |
| Total Score | | | 82.94% |



DHS, DFCS, Office of Provider Management
Performance-Based Placement Measures
RBWO Provider GA+SCORECARD - CPA



Report Quarter: Q4 FY2020

Provider/Program Name: Laurel Heights Hospital -Universal Health - Laurel Heights CPA (722) - CPA

| # New Foster Homes During Quarter: 1 | | # Children in Care During Quarter: 47 | # Placements During Quarter: 51 | # Children in Care On Last Day: 40 |
|---|------------------------------|---------------------------------------|---------------------------------|------------------------------------|
| CPA Incentive Credits | Avg Performance All CPAs (%) | Provider Performance (%)* | Possible Points (Weight) | Provider Points Earned |
| Early EPSDT Medical Visits | | 47% | 2 | 0.94 |
| Early EPSDT Dental Visits | | 21% | 2 | 0.42 |
| Permanency Contacts | | 0% | 5 | 0.00 |
| Additional Academic Supports | | 28% | 2 | 0.56 |
| HS Grad/GED/Prof or Trade Certificate/College | | N/A | 10/5/5/1 | |
| EYSS Agreement | | Not Eligible | 5 | |
| Community Connections | | 0% | 4 | 0.00 |
| Foster Hm Retention Rate (threshold = 90) | | 75% | 2 | 0.00 |
| Foster Hm Recruitment (threshold = 100) | | 50% | 2 | 0.00 |
| Active Agency Accreditation | | 0% | 4 | 0.00 |
| Staff Clinical Licensure | | 0% | 5 | 0.00 |
| Incentives Total | 5.87 | | | 1.92 |
| Maximum total combined incentive credit allowed is 10 points. | | | Incentives Awarded | 1.92 |

*Performance calculation descriptions can be found in the FY 2019 RBWO PBP Measurements and Standards Guide.

Child Protective Services Investigations and Dispositions

The following investigations data, which is not used for scoring but is considered significant to a provider's performance, is from Georgia SHINES and is not considered final or complete until the end of the fiscal year.

| | |
|-----------------------------------|---|
| Total Reports: | 0 |
| Number Screened In: | 0 |
| Number Screened Out: | 0 |
| Number Substantiated: | 0 |
| Number Unsubstantiated: | 0 |
| Number Active CPS Investigations: | 0 |



DHS, DFCS, Office of Provider Management

Performance-Based Placement Measures

RBWO Provider GA+SCORECARD - CPA



Report Quarter: Q4 FY2020

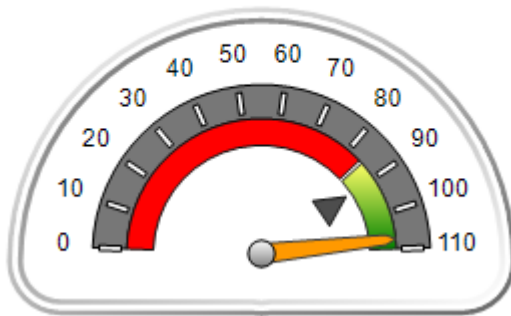
Provider/Program Name: Lighthouse Therapeutic Foster Care - (727) - CPA

| 35 Mountain Street, Ringgold, GA 30736-2045 | Quarterly Scores (Grades) | | Current Quarter Score (Grade) |
|---|---------------------------------------|---------------------------------|------------------------------------|
| Phone: 706-937-4236 | Q1: 106.23 (A+) | Q2: 101.42 (A+) | 107.32% (A+) |
| Vendor ID# 35446 | Q3: 100.32 (A+) | Q4: 107.32 (A+) | |
| # New Foster Homes During Quarter: 0 | # Children in Care During Quarter: 17 | # Placements During Quarter: 17 | # Children in Care On Last Day: 15 |

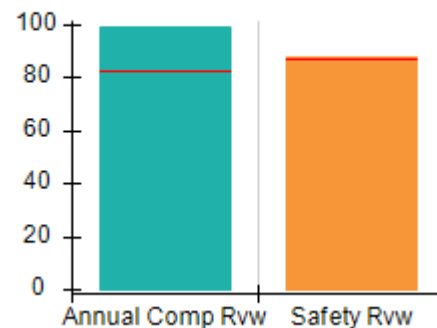
Quarterly Provider Comparisons to All CPAs

▼ — indicates average for all CPAs

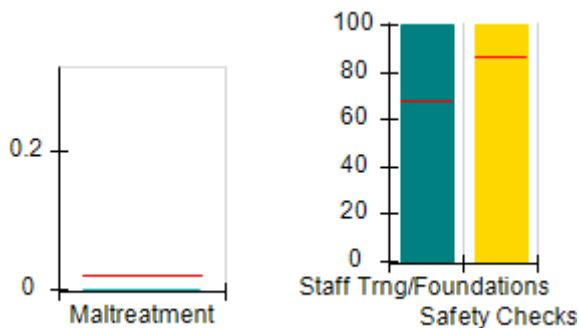
Overall Score (%)



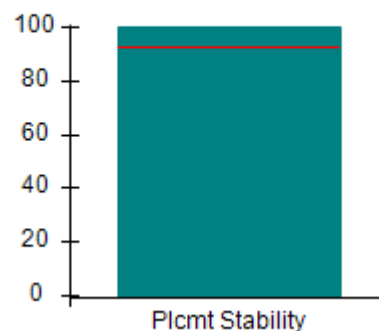
OPM Monitoring Reviews (%)



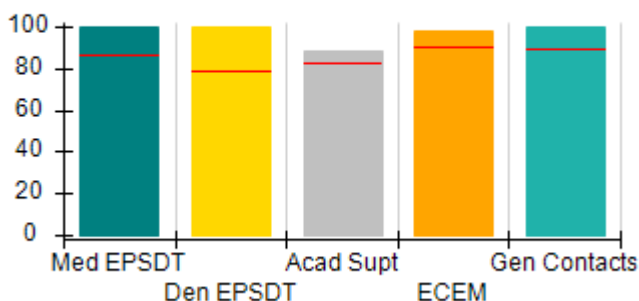
Safety Outcomes (%)



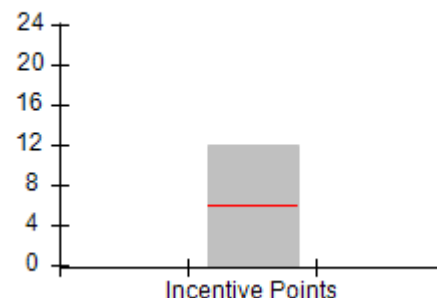
Permanency Outcomes (%)



Well-Being Outcomes (%)



Incentives Earned (Points)





DHS, DFCS, Office of Provider Management
Performance-Based Placement Measures
RBWO Provider GA+SCORECARD - CPA
 Report Quarter: Q4 FY2020



Provider/Program Name: Lighthouse Therapeutic Foster Care - (727) - CPA

| | | | |
|---|---------------------------|-----------------|-------------------------------|
| 35 Mountain Street, Ringgold, GA 30736-2045 | Quarterly Scores (Grades) | | Current Quarter Score (Grade) |
| Phone: 706-937-4236 | Q1: 106.23 (A+) | Q2: 101.42 (A+) | 107.32% (A+) |
| Vendor ID# 35446 | Q3: 100.32 (A+) | Q4: 107.32 (A+) | |

| | | | |
|--------------------------------------|---------------------------------------|---------------------------------|------------------------------------|
| # New Foster Homes During Quarter: 0 | # Children in Care During Quarter: 17 | # Placements During Quarter: 17 | # Children in Care On Last Day: 15 |
|--------------------------------------|---------------------------------------|---------------------------------|------------------------------------|

| | Avg Performance All CPAs (%) | Provider Performance (%)* | Possible Points (Weight) | Provider Points Earned |
|--|------------------------------|---------------------------|--------------------------|------------------------|
|--|------------------------------|---------------------------|--------------------------|------------------------|

OPM Monitoring Reviews

| | | | | |
|------------------------------|-----|-----|-----------|--------------|
| Annual Comprehensive Reviews | 82% | 99% | 25 | 24.69 |
| Safety Reviews | 87% | 88% | 15 | 13.13 |
| Monitoring Sub-Total | | | 40 | 37.82 |

CPA Safety Outcomes

| | | | | |
|---------------------------|-------|--------------------------|-----------|--------------|
| Incidence of Maltreatment | 0.02% | No Substantiated Reports | 10 | 10.00 |
| Staff Training | 67% | 100% | 5 | 5.00 |
| Staff Safety Checks | 86% | 100% | 5 | 5.00 |
| Safety Sub-Total | | | 20 | 20.00 |

CPA Permanency Outcomes

| | | | | |
|-----------------------------|-----|------|-----------|--------------|
| Placement Stability | 93% | 100% | 15 | 15.00 |
| Permanency Sub-Total | | | 15 | 15.00 |

CPA Well-Being Outcomes

| | | | | |
|--------------------------------|-----|--------------|------------|--------------|
| EPSDT Medical Visits | 86% | 100% | 4 | 4.00 |
| EPSDT Dental Visits | 79% | 100% | 4 | 4.00 |
| Academic Supports | 82% | 88% | 3 | 2.64 |
| Provider ECEM Visits | 90% | 98% | 7 | 6.86 |
| Provider General Contacts | 89% | 100% | 7 | 7.00 |
| Placements with Siblings | 68% | 69% | Not Scored | Not Scored |
| Placements within Legal County | 18% | Not Eligible | Not Scored | Not Scored |
| Well-Being Sub-Total | | | 25 | 24.50 |

*Performance calculation descriptions can be found in the FY 2019 RBWO PBP Measurements and Standards Guide.

| | |
|---|-----------------------------|
| Monitoring & Outcomes: Possible Points = 100 | Points Earned: 97.32 |
| Score Before Incentives Credit | 97.32% |
| Incentives Awarded | 10.00 pts |
| PBP Verification | N/A pts |
| Total Score | 107.32% |



DHS, DFCS, Office of Provider Management
Performance-Based Placement Measures
RBWO Provider GA+SCORECARD - CPA
Report Quarter: Q4 FY2020



Provider/Program Name: Lighthouse Therapeutic Foster Care - (727) - CPA

| # New Foster Homes During Quarter: 0 | | # Children in Care During Quarter: 17 | # Placements During Quarter: 17 | # Children in Care On Last Day: 15 |
|---|------------------------------|---------------------------------------|---------------------------------|------------------------------------|
| CPA Incentive Credits | Avg Performance All CPAs (%) | Provider Performance (%)* | Possible Points (Weight) | Provider Points Earned |
| Early EPSDT Medical Visits | | Not Eligible | 2 | |
| Early EPSDT Dental Visits | | 100% | 2 | 2.00 |
| Permanency Contacts | | None Planned | 5 | |
| Additional Academic Supports | | 0% | 2 | 0.00 |
| HS Grad/GED/Prof or Trade Certificate/College | | N/A | 10/5/5/1 | 10.00 |
| EYSS Agreement | | Not Eligible | 5 | |
| Community Connections | | 0% | 4 | 0.00 |
| Foster Hm Retention Rate (threshold = 90) | | 80% | 2 | 0.00 |
| Foster Hm Recruitment (threshold = 100) | | 0% | 2 | 0.00 |
| Active Agency Accreditation | | 0% | 4 | 0.00 |
| Staff Clinical Licensure | | 0% | 5 | 0.00 |
| Incentives Total | 5.87 | | | 12.00 |
| Maximum total combined incentive credit allowed is 10 points. | | | Incentives Awarded | 10.00 |

*Performance calculation descriptions can be found in the FY 2019 RBWO PBP Measurements and Standards Guide.

Child Protective Services Investigations and Dispositions

The following investigations data, which is not used for scoring but is considered significant to a provider's performance, is from Georgia SHINES and is not considered final or complete until the end of the fiscal year.

| | | |
|-----------------------------------|---|--|
| Total Reports: | 0 | |
| Number Screened In: | 0 | |
| Number Screened Out: | 0 | |
| Number Substantiated: | 0 | |
| Number Unsubstantiated: | 0 | |
| Number Active CPS Investigations: | 0 | |



DHS, DFCS, Office of Provider Management
Performance-Based Placement Measures
RBWO Provider GA+SCORECARD - CPA
Report Quarter: Q4 FY2020



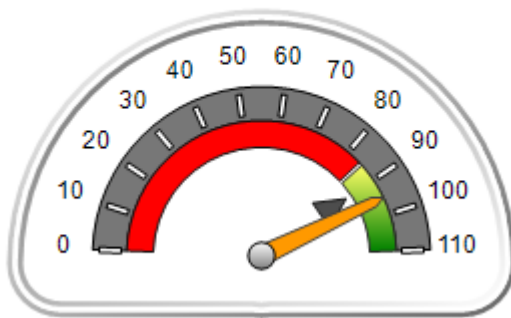
Provider/Program Name: Lighthouse Therapeutic Foster Care - Marietta (5309) - CPA

| 1000 Parkwood Circle SE, Marietta, GA 30339 | Quarterly Scores (Grades) | | Current Quarter Score (Grade) |
|---|--------------------------------------|--------------------------------|-----------------------------------|
| Phone: 706-937-4236 | Q1: 101.01 (A+) | Q2: 98.36 (A+) | 95.34% (A) |
| Vendor ID# 153417 | Q3: 91.14 (A-) | Q4: 95.34 (A) | |
| # New Foster Homes During Quarter: 0 | # Children in Care During Quarter: 4 | # Placements During Quarter: 4 | # Children in Care On Last Day: 4 |

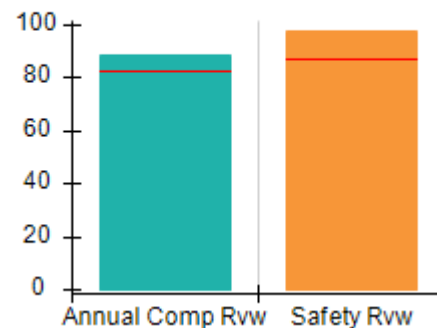
Quarterly Provider Comparisons to All CPAs

▼ — indicates average for all CPAs

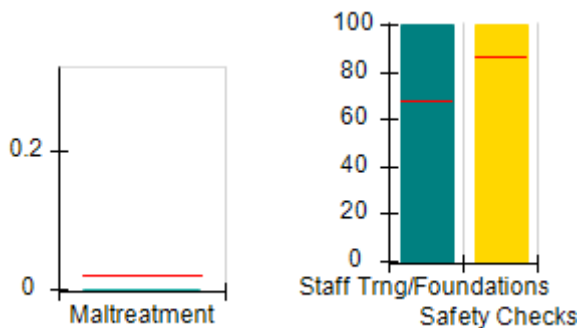
Overall Score (%)



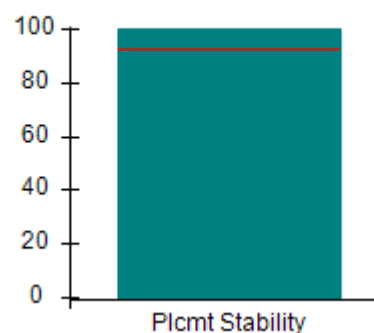
OPM Monitoring Reviews (%)



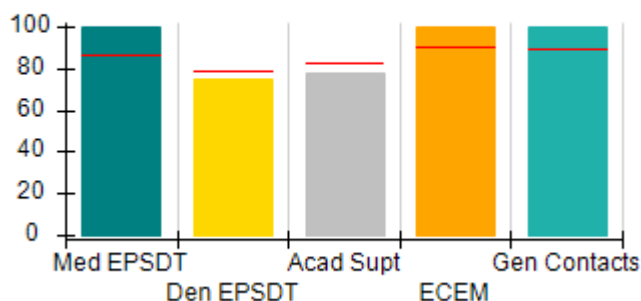
Safety Outcomes (%)




Permanency Outcomes (%)



Well-Being Outcomes (%)



Incentives Earned (Points)





DHS, DFCS, Office of Provider Management
Performance-Based Placement Measures
RBWO Provider GA+SCORECARD - CPA
 Report Quarter: Q4 FY2020



Provider/Program Name: Lighthouse Therapeutic Foster Care - Marietta (5309) - CPA

| | | | |
|---|---------------------------|----------------|-------------------------------|
| 1000 Parkwood Circle SE, Marietta, GA 30339 | Quarterly Scores (Grades) | | Current Quarter Score (Grade) |
| Phone: 706-937-4236 | Q1: 101.01 (A+) | Q2: 98.36 (A+) | 95.34% (A) |
| Vendor ID# 153417 | Q3: 91.14 (A-) | Q4: 95.34 (A) | |

| | | | |
|--------------------------------------|--------------------------------------|--------------------------------|-----------------------------------|
| # New Foster Homes During Quarter: 0 | # Children in Care During Quarter: 4 | # Placements During Quarter: 4 | # Children in Care On Last Day: 4 |
|--------------------------------------|--------------------------------------|--------------------------------|-----------------------------------|

| | Avg Performance All CPAs (%) | Provider Performance (%)* | Possible Points (Weight) | Provider Points Earned |
|--|------------------------------|---------------------------|--------------------------|------------------------|
|--|------------------------------|---------------------------|--------------------------|------------------------|

OPM Monitoring Reviews

| | | | | |
|------------------------------|-----|-----|-----------|--------------|
| Annual Comprehensive Reviews | 82% | 89% | 25 | 22.15 |
| Safety Reviews | 87% | 98% | 15 | 14.63 |
| Monitoring Sub-Total | | | 40 | 36.78 |

CPA Safety Outcomes

| | | | | |
|---------------------------|-------|--------------------------|-----------|--------------|
| Incidence of Maltreatment | 0.02% | No Substantiated Reports | 10 | 10.00 |
| Staff Training | 67% | 100% | 5 | 5.00 |
| Staff Safety Checks | 86% | 100% | 5 | 5.00 |
| Safety Sub-Total | | | 20 | 20.00 |

CPA Permanency Outcomes

| | | | | |
|-----------------------------|-----|------|-----------|--------------|
| Placement Stability | 93% | 100% | 15 | 15.00 |
| Permanency Sub-Total | | | 15 | 15.00 |

CPA Well-Being Outcomes

| | | | | |
|--------------------------------|-----|--------------|------------|--------------|
| EPSDT Medical Visits | 86% | 100% | 4 | 4.00 |
| EPSDT Dental Visits | 79% | 75% | 4 | 3.00 |
| Academic Supports | 82% | 78% | 3 | 2.34 |
| Provider ECEM Visits | 90% | 100% | 7 | 7.00 |
| Provider General Contacts | 89% | 100% | 7 | 7.00 |
| Placements with Siblings | 68% | 100% | Not Scored | Not Scored |
| Placements within Legal County | 18% | Not Eligible | Not Scored | Not Scored |
| Well-Being Sub-Total | | | 25 | 23.34 |

*Performance calculation descriptions can be found in the FY 2019 RBWO PBP Measurements and Standards Guide.

| | |
|---|-----------------------------|
| Monitoring & Outcomes: Possible Points = 100 | Points Earned: 95.12 |
| Score Before Incentives Credit | 95.12% |
| Incentives Awarded | 0.22 pts |
| PBP Verification | N/A pts |
| Total Score | 95.34% |



DHS, DFCS, Office of Provider Management
Performance-Based Placement Measures
RBWO Provider GA+SCORECARD - CPA
Report Quarter: Q4 FY2020



Provider/Program Name: Lighthouse Therapeutic Foster Care - Marietta (5309) - CPA

| # New Foster Homes During Quarter: 0 | | # Children in Care During Quarter: 4 | # Placements During Quarter: 4 | # Children in Care On Last Day: 4 |
|---|------------------------------|--------------------------------------|--------------------------------|-----------------------------------|
| CPA Incentive Credits | Avg Performance All CPAs (%) | Provider Performance (%)* | Possible Points (Weight) | Provider Points Earned |
| Early EPSDT Medical Visits | | Not Eligible | 2 | |
| Early EPSDT Dental Visits | | 0% | 2 | 0.00 |
| Permanency Contacts | | None Planned | 5 | |
| Additional Academic Supports | | 11% | 2 | 0.22 |
| HS Grad/GED/Prof or Trade Certificate/College | | N/A | 10/5/5/1 | |
| EYSS Agreement | | Not Eligible | 5 | |
| Community Connections | | 0% | 4 | 0.00 |
| Foster Hm Retention Rate (threshold = 90) | | 67% | 2 | 0.00 |
| Foster Hm Recruitment (threshold = 100) | | 0% | 2 | 0.00 |
| Active Agency Accreditation | | 0% | 4 | 0.00 |
| Staff Clinical Licensure | | 0% | 5 | 0.00 |
| Incentives Total | 5.87 | | | 0.22 |
| Maximum total combined incentive credit allowed is 10 points. | | | Incentives Awarded | 0.22 |

*Performance calculation descriptions can be found in the FY 2019 RBWO PBP Measurements and Standards Guide.

Child Protective Services Investigations and Dispositions

The following investigations data, which is not used for scoring but is considered significant to a provider's performance, is from Georgia SHINES and is not considered final or complete until the end of the fiscal year.

| | |
|-----------------------------------|---|
| Total Reports: | 0 |
| Number Screened In: | 0 |
| Number Screened Out: | 0 |
| Number Substantiated: | 0 |
| Number Unsubstantiated: | 0 |
| Number Active CPS Investigations: | 0 |



DHS, DFCS, Office of Provider Management
Performance-Based Placement Measures
RBWO Provider GA+SCORECARD - CPA
Report Quarter: Q4 FY2020

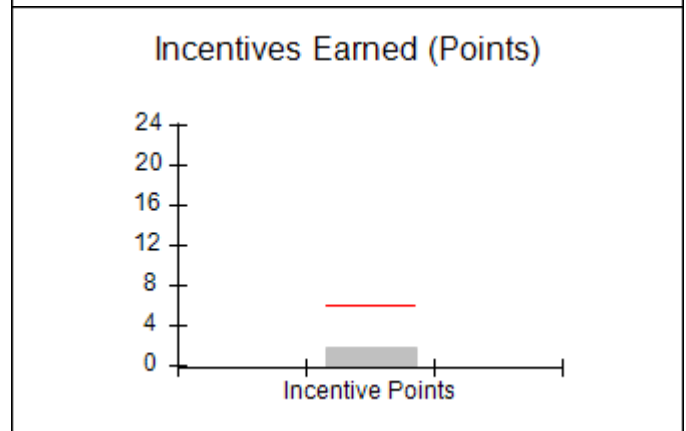
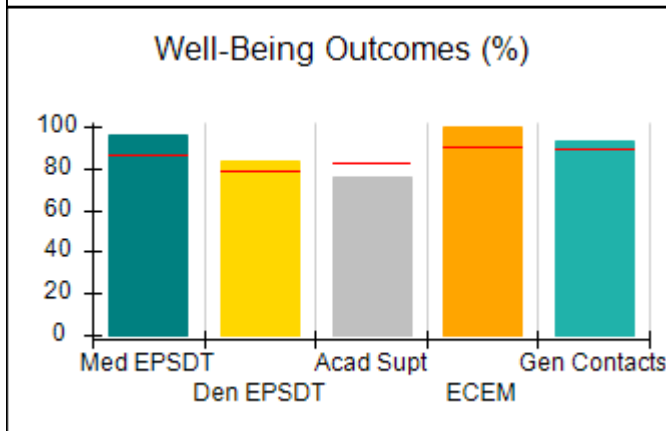
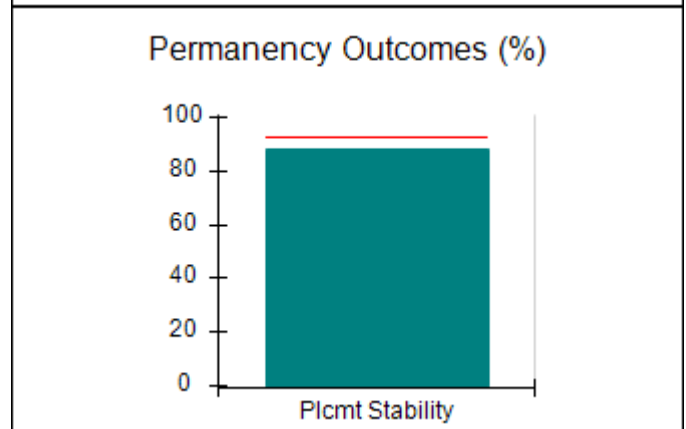
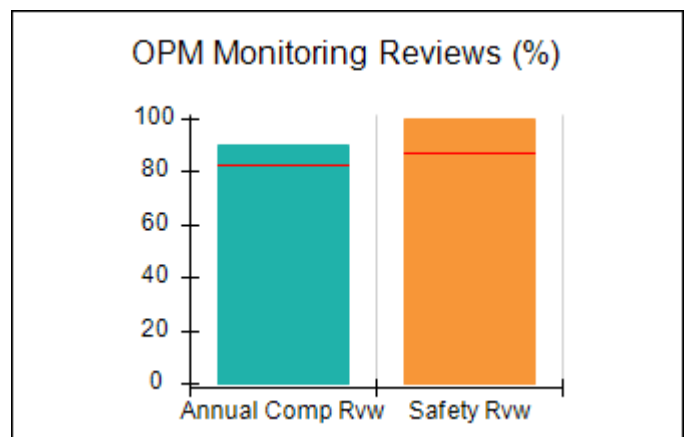
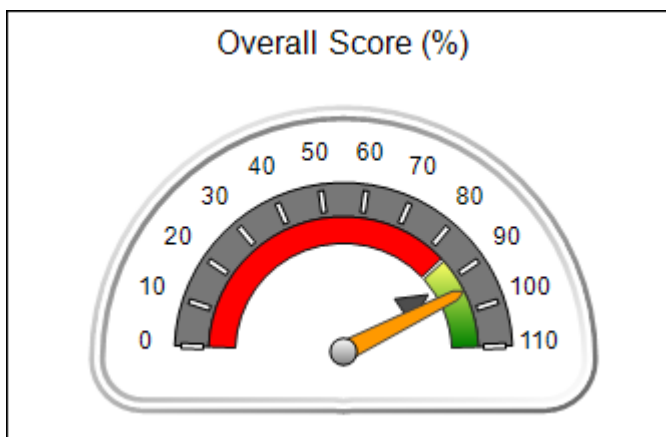


Provider/Program Name: Lighthouse Therapeutic Foster Care - Stockbridge (5186) - CPA

| | | | |
|--------------------------------------|---------------------------------------|---------------------------------|------------------------------------|
| 165 Burke St., Stockbridge, GA 30281 | Quarterly Scores (Grades) | | Current Quarter Score (Grade) |
| Phone: 770.507.8007 | Q1: 104.92 (A+) | Q2: 97.46 (A+) | 94.61% (A) |
| Vendor ID# 121137 | Q3: 97.28 (A+) | Q4: 94.61 (A) | |
| # New Foster Homes During Quarter: 0 | # Children in Care During Quarter: 25 | # Placements During Quarter: 28 | # Children in Care On Last Day: 22 |

Quarterly Provider Comparisons to All CPAs

▼ — indicates average for all CPAs





DHS, DFCS, Office of Provider Management
Performance-Based Placement Measures
RBWO Provider GA+SCORECARD - CPA
 Report Quarter: Q4 FY2020



Provider/Program Name: Lighthouse Therapeutic Foster Care - Stockbridge (5186) - CPA

| | | | |
|--------------------------------------|---------------------------|----------------|-------------------------------|
| 165 Burke St., Stockbridge, GA 30281 | Quarterly Scores (Grades) | | Current Quarter Score (Grade) |
| Phone: 770.507.8007 | Q1: 104.92 (A+) | Q2: 97.46 (A+) | 94.61% (A) |
| Vendor ID# 121137 | Q3: 97.28 (A+) | Q4: 94.61 (A) | |

| | | | |
|--------------------------------------|---------------------------------------|---------------------------------|------------------------------------|
| # New Foster Homes During Quarter: 0 | # Children in Care During Quarter: 25 | # Placements During Quarter: 28 | # Children in Care On Last Day: 22 |
|--------------------------------------|---------------------------------------|---------------------------------|------------------------------------|

| | Avg Performance All CPAs (%) | Provider Performance (%)* | Possible Points (Weight) | Provider Points Earned |
|--|------------------------------|---------------------------|--------------------------|------------------------|
|--|------------------------------|---------------------------|--------------------------|------------------------|

OPM Monitoring Reviews

| | | | | |
|------------------------------|-----|------|-----------|--------------|
| Annual Comprehensive Reviews | 82% | 90% | 25 | 22.53 |
| Safety Reviews | 87% | 100% | 15 | 15.00 |
| Monitoring Sub-Total | | | 40 | 37.53 |

CPA Safety Outcomes

| | | | | |
|---------------------------|-------|--------------------------|-----------|--------------|
| Incidence of Maltreatment | 0.02% | No Substantiated Reports | 10 | 10.00 |
| Staff Training | 67% | 100% | 5 | 5.00 |
| Staff Safety Checks | 86% | 83% | 5 | 4.15 |
| Safety Sub-Total | | | 20 | 19.15 |

CPA Permanency Outcomes

| | | | | |
|-----------------------------|-----|-----|-----------|--------------|
| Placement Stability | 93% | 88% | 15 | 13.20 |
| Permanency Sub-Total | | | 15 | 13.20 |

CPA Well-Being Outcomes

| | | | | |
|--------------------------------|-----|------|------------|--------------|
| EPSDT Medical Visits | 86% | 96% | 4 | 3.84 |
| EPSDT Dental Visits | 79% | 83% | 4 | 3.32 |
| Academic Supports | 82% | 76% | 3 | 2.28 |
| Provider ECEM Visits | 90% | 100% | 7 | 7.00 |
| Provider General Contacts | 89% | 93% | 7 | 6.51 |
| Placements with Siblings | 68% | 40% | Not Scored | Not Scored |
| Placements within Legal County | 18% | 0% | Not Scored | Not Scored |
| Well-Being Sub-Total | | | 25 | 22.95 |

*Performance calculation descriptions can be found in the FY 2019 RBWO PBP Measurements and Standards Guide.

| | | | |
|---|--|-----------------------------|-----------------|
| Monitoring & Outcomes: Possible Points = 100 | | Points Earned: 92.83 | |
| Score Before Incentives Credit | | | 92.83% |
| Incentives Awarded | | | 1.78 pts |
| PBP Verification | | | N/A pts |
| Total Score | | | 94.61% |



DHS, DFCS, Office of Provider Management
Performance-Based Placement Measures
RBWO Provider GA+SCORECARD - CPA
Report Quarter: Q4 FY2020



Provider/Program Name: Lighthouse Therapeutic Foster Care - Stockbridge (5186) - CPA

| # New Foster Homes During Quarter: 0 | | # Children in Care During Quarter: 25 | # Placements During Quarter: 28 | # Children in Care On Last Day: 22 |
|---|------------------------------|---------------------------------------|---------------------------------|------------------------------------|
| CPA Incentive Credits | Avg Performance All CPAs (%) | Provider Performance (%)* | Possible Points (Weight) | Provider Points Earned |
| Early EPSDT Medical Visits | | Not Eligible | 2 | |
| Early EPSDT Dental Visits | | 20% | 2 | 0.40 |
| Permanency Contacts | | 0% | 5 | 0.00 |
| Additional Academic Supports | | 69% | 2 | 1.38 |
| HS Grad/GED/Prof or Trade Certificate/College | | N/A | 10/5/5/1 | |
| EYSS Agreement | | Not Eligible | 5 | |
| Community Connections | | 0% | 4 | 0.00 |
| Foster Hm Retention Rate (threshold = 90) | | 80% | 2 | 0.00 |
| Foster Hm Recruitment (threshold = 100) | | 0% | 2 | 0.00 |
| Active Agency Accreditation | | 0% | 4 | 0.00 |
| Staff Clinical Licensure | | 0% | 5 | 0.00 |
| Incentives Total | 5.87 | | | 1.78 |
| Maximum total combined incentive credit allowed is 10 points. | | | Incentives Awarded | 1.78 |

*Performance calculation descriptions can be found in the FY 2019 RBWO PBP Measurements and Standards Guide.

Child Protective Services Investigations and Dispositions

The following investigations data, which is not used for scoring but is considered significant to a provider's performance, is from Georgia SHINES and is not considered final or complete until the end of the fiscal year.

| | |
|-----------------------------------|---|
| Total Reports: | 0 |
| Number Screened In: | 0 |
| Number Screened Out: | 0 |
| Number Substantiated: | 0 |
| Number Unsubstantiated: | 0 |
| Number Active CPS Investigations: | 0 |



DHS, DFCS, Office of Provider Management
Performance-Based Placement Measures
RBWO Provider GA+SCORECARD - CPA



Report Quarter: Q4 FY2020

| | | | |
|--|---------------------------------------|---------------------------------|--------------------------------------|
| Provider/Program Name: Lookout Mountain Community Services Board - TREK Program/Athens (5237) - CPA | | | |
| 1020 Barber Creek Dr., Watkinsville, GA 30677 | Quarterly Scores (Grades) | | Current Quarter Score (Grade) |
| Phone: 706-806-1121 | Q1: 93.84 (A-) | Q2: 93.76 (A-) | 94.00% (A-) |
| Vendor ID# 143228 | Q3: 98.43 (A+) | Q4: 94.00 (A-) | |
| # New Foster Homes During Quarter: 0 | # Children in Care During Quarter: 15 | # Placements During Quarter: 15 | # Children in Care On Last Day: 15 |
| Quarterly Provider Comparisons to All CPAs | | | |

▼ — indicates average for all CPAs





DHS, DFCS, Office of Provider Management
Performance-Based Placement Measures
RBWO Provider GA+SCORECARD - CPA



Report Quarter: Q4 FY2020

| | | | | |
|--|------------------------------|---------------------------------------|---------------------------------|------------------------------------|
| Provider/Program Name: Lookout Mountain Community Services Board - TREK | | | | |
| Program/Athens (5237) - CPA | | | | |
| 1020 Barber Creek Dr., Watkinsville, GA 30677 | | Quarterly Scores (Grades) | | Current Quarter Score (Grade) |
| Phone: 706-806-1121 | | Q1: 93.84 (A-) | Q2: 93.76 (A-) | 94.00% (A-) |
| Vendor ID# 143228 | | Q3: 98.43 (A+) | Q4: 94.00 (A-) | |
| # New Foster Homes During Quarter: 0 | | # Children in Care During Quarter: 15 | # Placements During Quarter: 15 | # Children in Care On Last Day: 15 |
| | Avg Performance All CPAs (%) | Provider Performance (%)* | Possible Points (Weight) | Provider Points Earned |
| OPM Monitoring Reviews | | | | |
| Annual Comprehensive Reviews | 82% | 78% | 25 | 19.48 |
| Safety Reviews | 87% | 95% | 15 | 14.25 |
| Monitoring Sub-Total | | | 40 | 33.73 |
| CPA Safety Outcomes | | | | |
| Incidence of Maltreatment | 0.02% | No Substantiated Reports | 10 | 10.00 |
| Staff Training | 67% | 75% | 5 | 3.75 |
| Staff Safety Checks | 86% | 100% | 5 | 5.00 |
| Safety Sub-Total | | | 20 | 18.75 |
| CPA Permanency Outcomes | | | | |
| Placement Stability | 93% | 100% | 15 | 15.00 |
| Permanency Sub-Total | | | 15 | 15.00 |
| CPA Well-Being Outcomes | | | | |
| EPSDT Medical Visits | 86% | 100% | 4 | 4.00 |
| EPSDT Dental Visits | 79% | 86% | 4 | 3.44 |
| Academic Supports | 82% | 80% | 3 | 2.40 |
| Provider ECEM Visits | 90% | 81% | 7 | 5.67 |
| Provider General Contacts | 89% | 83% | 7 | 5.81 |
| Placements with Siblings | 68% | 43% | Not Scored | Not Scored |
| Placements within Legal County | 18% | 20% | Not Scored | Not Scored |
| Well-Being Sub-Total | | | 25 | 21.32 |
| *Performance calculation descriptions can be found in the FY 2019 RBWO PBP Measurements and Standards Guide. | | | | |
| Monitoring & Outcomes: Possible Points = 100 | | | Points Earned: 88.80 | |
| Score Before Incentives Credit | | | 88.80% | |
| Incentives Awarded | | | 5.20 pts | |
| PBP Verification | | | N/A pts | |
| Total Score | | | 94.00% | |



DHS, DFCS, Office of Provider Management
Performance-Based Placement Measures
RBWO Provider GA+SCORECARD - CPA



Report Quarter: Q4 FY2020

Provider/Program Name: Lookout Mountain Community Services Board - TREK
Program/Athens (5237) - CPA

| # New Foster Homes During Quarter: 0 | | # Children in Care During Quarter: 15 | # Placements During Quarter: 15 | # Children in Care On Last Day: 15 |
|---|------------------------------|---------------------------------------|---------------------------------|------------------------------------|
| CPA Incentive Credits | Avg Performance All CPAs (%) | Provider Performance (%)* | Possible Points (Weight) | Provider Points Earned |
| Early EPSDT Medical Visits | | 100% | 2 | 2.00 |
| Early EPSDT Dental Visits | | 60% | 2 | 1.20 |
| Permanency Contacts | | 0% | 5 | 0.00 |
| Additional Academic Supports | | 0% | 2 | 0.00 |
| HS Grad/GED/Prof or Trade Certificate/College | | N/A | 10/5/5/1 | |
| EYSS Agreement | | Not Eligible | 5 | |
| Community Connections | | 0% | 4 | 0.00 |
| Foster Hm Retention Rate (threshold = 90) | | Not Eligible | 2 | 0.00 |
| Foster Hm Recruitment (threshold = 100) | | 100% | 2 | 2.00 |
| Active Agency Accreditation | | 0% | 4 | 0.00 |
| Staff Clinical Licensure | | 0% | 5 | 0.00 |
| Incentives Total | 5.87 | | | 5.20 |
| Maximum total combined incentive credit allowed is 10 points. | | | Incentives Awarded | 5.20 |

*Performance calculation descriptions can be found in the FY 2019 RBWO PBP Measurements and Standards Guide.

Child Protective Services Investigations and Dispositions

The following investigations data, which is not used for scoring but is considered significant to a provider's performance, is from Georgia SHINES and is not considered final or complete until the end of the fiscal year.

| | |
|-----------------------------------|---|
| Total Reports: | 0 |
| Number Screened In: | 0 |
| Number Screened Out: | 0 |
| Number Substantiated: | 0 |
| Number Unsubstantiated: | 0 |
| Number Active CPS Investigations: | 0 |



Performance-Based Placement Measures

RBWO Provider GA+SCORECARD - CPA

Report Quarter: Q4 FY2020

Provider/Program Name: Lookout Mountain Community Services Board - TREK
Program/Cartersville (5199) - CPA

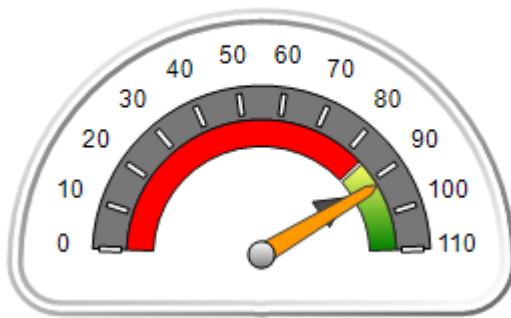
| 25 East Main Street, Cartersville, GA 30120 | Quarterly Scores (Grades) | | Current Quarter Score (Grade) |
|---|---------------------------------------|---------------------------------|------------------------------------|
| Phone: 706-806-1121 | Q1: 100.69 (A+) | Q2: 95.60 (A) | 91.97% (A-) |
| Vendor ID# 15004 | Q3: 90.50 (A-) | Q4: 91.97 (A-) | |
| # New Foster Homes During Quarter: 0 | # Children in Care During Quarter: 16 | # Placements During Quarter: 16 | # Children in Care On Last Day: 14 |

Quarterly Provider Comparisons to All CPAs

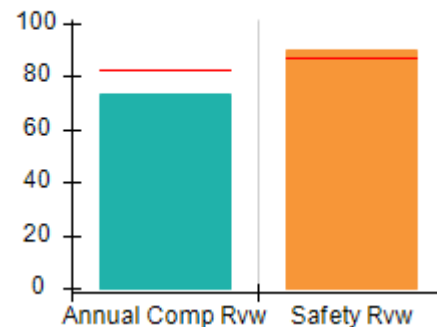


— indicates average for all CPAs

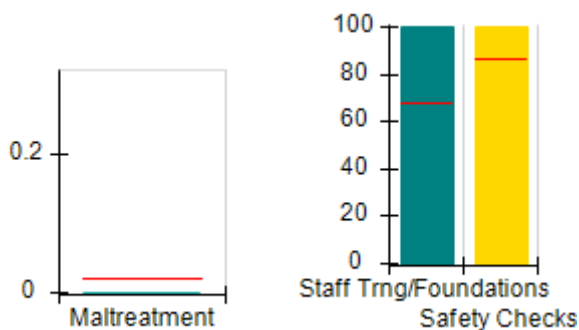
Overall Score (%)



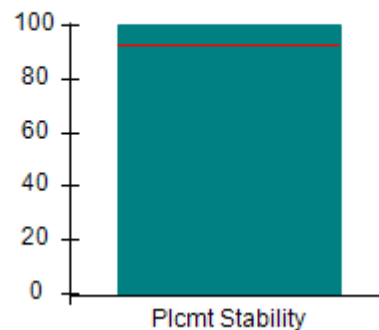
OPM Monitoring Reviews (%)



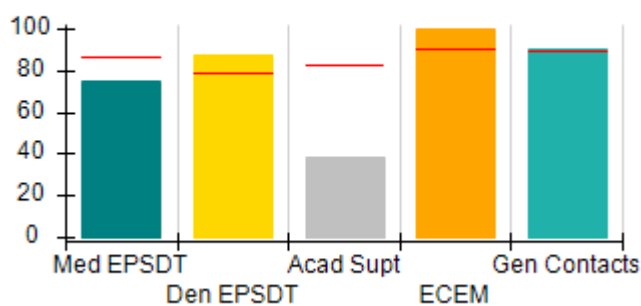
Safety Outcomes (%)



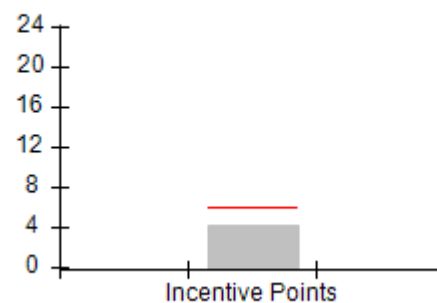
Permanency Outcomes (%)



Well-Being Outcomes (%)



Incentives Earned (Points)





DHS, DFCS, Office of Provider Management
Performance-Based Placement Measures
RBWO Provider GA+SCORECARD - CPA



Report Quarter: Q4 FY2020

| | | | | |
|--|-------------------------------------|---------------------------------------|---------------------------------|--------------------------------------|
| Provider/Program Name: Lookout Mountain Community Services Board - TREK | | | | |
| Program/Cartersville (5199) - CPA | | | | |
| 25 East Main Street, Cartersville, GA 30120 | | Quarterly Scores (Grades) | | Current Quarter Score (Grade) |
| Phone: 706-806-1121 | | Q1: 100.69 (A+) | Q2: 95.60 (A) | 91.97% (A-) |
| Vendor ID# 15004 | | Q3: 90.50 (A-) | Q4: 91.97 (A-) | |
| # New Foster Homes During Quarter: 0 | | # Children in Care During Quarter: 16 | # Placements During Quarter: 16 | # Children in Care On Last Day: 14 |
| | Avg Performance All CPAs (%) | Provider Performance (%)* | Possible Points (Weight) | Provider Points Earned |
| OPM Monitoring Reviews | | | | |
| Annual Comprehensive Reviews | 82% | 73% | 25 | 18.32 |
| Safety Reviews | 87% | 90% | 15 | 13.50 |
| Monitoring Sub-Total | | | 40 | 31.82 |
| CPA Safety Outcomes | | | | |
| Incidence of Maltreatment | 0.02% | No Substantiated Reports | 10 | 10.00 |
| Staff Training | 67% | 100% | 5 | 5.00 |
| Staff Safety Checks | 86% | 100% | 5 | 5.00 |
| Safety Sub-Total | | | 20 | 20.00 |
| CPA Permanency Outcomes | | | | |
| Placement Stability | 93% | 100% | 15 | 15.00 |
| Permanency Sub-Total | | | 15 | 15.00 |
| CPA Well-Being Outcomes | | | | |
| EPSDT Medical Visits | 86% | 75% | 4 | 3.00 |
| EPSDT Dental Visits | 79% | 87% | 4 | 3.48 |
| Academic Supports | 82% | 39% | 3 | 1.17 |
| Provider ECEM Visits | 90% | 100% | 7 | 7.00 |
| Provider General Contacts | 89% | 90% | 7 | 6.30 |
| Placements with Siblings | 68% | 91% | Not Scored | Not Scored |
| Placements within Legal County | 18% | 67% | Not Scored | Not Scored |
| Well-Being Sub-Total | | | 25 | 20.95 |
| *Performance calculation descriptions can be found in the FY 2019 RBWO PBP Measurements and Standards Guide. | | | | |
| Monitoring & Outcomes: Possible Points = 100 | | | Points Earned: 87.77 | |
| Score Before Incentives Credit | | | 87.77% | |
| Incentives Awarded | | | 4.20 pts | |
| PBP Verification | | | N/A pts | |
| Total Score | | | 91.97% | |



DHS, DFCS, Office of Provider Management
Performance-Based Placement Measures
RBWO Provider GA+SCORECARD - CPA



Report Quarter: Q4 FY2020

Provider/Program Name: Lookout Mountain Community Services Board - TREK
Program/Cartersville (5199) - CPA

| # New Foster Homes During Quarter: 0 | | # Children in Care During Quarter: 16 | # Placements During Quarter: 16 | # Children in Care On Last Day: 14 |
|---|------------------------------|---------------------------------------|---------------------------------|------------------------------------|
| CPA Incentive Credits | Avg Performance All CPAs (%) | Provider Performance (%)* | Possible Points (Weight) | Provider Points Earned |
| Early EPSDT Medical Visits | | 60% | 2 | 1.20 |
| Early EPSDT Dental Visits | | 50% | 2 | 1.00 |
| Permanency Contacts | | None Planned | 5 | |
| Additional Academic Supports | | 0% | 2 | 0.00 |
| HS Grad/GED/Prof or Trade Certificate/College | | N/A | 10/5/5/1 | |
| EYSS Agreement | | Not Eligible | 5 | |
| Community Connections | | 0% | 4 | 0.00 |
| Foster Hm Retention Rate (threshold = 90) | | 60% | 2 | 0.00 |
| Foster Hm Recruitment (threshold = 100) | | 300% | 2 | 2.00 |
| Active Agency Accreditation | | 0% | 4 | 0.00 |
| Staff Clinical Licensure | | 0% | 5 | 0.00 |
| Incentives Total | 5.87 | | | 4.20 |
| Maximum total combined incentive credit allowed is 10 points. | | | Incentives Awarded | 4.20 |

*Performance calculation descriptions can be found in the FY 2019 RBWO PBP Measurements and Standards Guide.

Child Protective Services Investigations and Dispositions

The following investigations data, which is not used for scoring but is considered significant to a provider's performance, is from Georgia SHINES and is not considered final or complete until the end of the fiscal year.

| | |
|-----------------------------------|---|
| Total Reports: | 0 |
| Number Screened In: | 0 |
| Number Screened Out: | 0 |
| Number Substantiated: | 0 |
| Number Unsubstantiated: | 0 |
| Number Active CPS Investigations: | 0 |



DHS, DFCS, Office of Provider Management
Performance-Based Placement Measures
RBWO Provider GA+SCORECARD - CPA



Report Quarter: Q4 FY2020

| | | | |
|---|--------------------------------------|--------------------------------|--------------------------------------|
| Provider/Program Name: Lookout Mountain Community Services Board - TREK Program/Forsyth (5146) - CPA | | | |
| 44 Harris Street, Forsyth, GA 31029 | Quarterly Scores (Grades) | | Current Quarter Score (Grade) |
| Phone: 478-993-5357 | Q1: 99.81 (A+) | Q2: 97.29 (A+) | 85.85% (B) |
| Vendor ID# 115542 | Q3: 91.07 (A-) | Q4: 85.85 (B) | |
| # New Foster Homes During Quarter: 0 | # Children in Care During Quarter: 5 | # Placements During Quarter: 5 | # Children in Care On Last Day: 5 |
| Quarterly Provider Comparisons to All CPAs | | | |

▼ — indicates average for all CPAs





Performance-Based Placement Measures RBWO Provider GA+SCORECARD - CPA

Report Quarter: Q4 FY2020

| | | | | |
|---|------------------------------|--------------------------------------|--------------------------------|-----------------------------------|
| Provider/Program Name: Lookout Mountain Community Services Board - TREK Program/Forsyth (5146) - CPA | | | | |
| 44 Harris Street, Forsyth, GA 31029 | | Quarterly Scores (Grades) | | Current Quarter Score (Grade) |
| Phone: 478-993-5357 | | Q1: 99.81 (A+) | Q2: 97.29 (A+) | 85.85% (B) |
| Vendor ID# 115542 | | Q3: 91.07 (A-) | Q4: 85.85 (B) | |
| # New Foster Homes During Quarter: 0 | | # Children in Care During Quarter: 5 | # Placements During Quarter: 5 | # Children in Care On Last Day: 5 |
| | Avg Performance All CPAs (%) | Provider Performance (%)* | Possible Points (Weight) | Provider Points Earned |
| OPM Monitoring Reviews | | | | |
| Annual Comprehensive Reviews | 82% | 90% | 25 | 22.56 |
| Safety Reviews | 87% | 60% | 15 | 9.00 |
| Monitoring Sub-Total | | | 40 | 31.56 |
| CPA Safety Outcomes | | | | |
| Incidence of Maltreatment | 0.02% | No Substantiated Reports | 10 | 10.00 |
| Staff Training | 67% | 100% | 5 | 5.00 |
| Staff Safety Checks | 86% | 100% | 5 | 5.00 |
| Safety Sub-Total | | | 20 | 20.00 |
| CPA Permanency Outcomes | | | | |
| Placement Stability | 93% | 100% | 15 | 15.00 |
| Permanency Sub-Total | | | 15 | 15.00 |
| CPA Well-Being Outcomes | | | | |
| EPSDT Medical Visits | 86% | 60% | 4 | 2.40 |
| EPSDT Dental Visits | 79% | 40% | 4 | 1.60 |
| Academic Supports | 82% | 93% | 3 | 2.79 |
| Provider ECEM Visits | 90% | 100% | 7 | 7.00 |
| Provider General Contacts | 89% | 100% | 7 | 7.00 |
| Placements with Siblings | 68% | 0% | Not Scored | Not Scored |
| Placements within Legal County | 18% | Not Eligible | Not Scored | Not Scored |
| Well-Being Sub-Total | | | 25 | 20.79 |
| *Performance calculation descriptions can be found in the FY 2019 RBWO PBP Measurements and Standards Guide. | | | | |
| Monitoring & Outcomes: Possible Points = 100 | | | Points Earned: 87.35 | |
| Score Before Incentives Credit | | | 87.35% | |
| Incentives Awarded | | | 2.00 pts | |
| PBP Verification | | | -3.50 pts | |
| Total Score | | | 85.85% | |



DHS, DFCS, Office of Provider Management
Performance-Based Placement Measures
RBWO Provider GA+SCORECARD - CPA



Report Quarter: Q4 FY2020

Provider/Program Name: Lookout Mountain Community Services Board - TREK
Program/Forsyth (5146) - CPA

| # New Foster Homes During Quarter: 0 | | # Children in Care During Quarter: 5 | # Placements During Quarter: 5 | # Children in Care On Last Day: 5 |
|---|------------------------------|--------------------------------------|--------------------------------|-----------------------------------|
| CPA Incentive Credits | Avg Performance All CPAs (%) | Provider Performance (%)* | Possible Points (Weight) | Provider Points Earned |
| Early EPSDT Medical Visits | | 0% | 2 | 0.00 |
| Early EPSDT Dental Visits | | 0% | 2 | 0.00 |
| Permanency Contacts | | 0% | 5 | 0.00 |
| Additional Academic Supports | | 0% | 2 | 0.00 |
| HS Grad/GED/Prof or Trade Certificate/College | | N/A | 10/5/5/1 | |
| EYSS Agreement | | 0% | 5 | 0.00 |
| Community Connections | | 0% | 4 | 0.00 |
| Foster Hm Retention Rate (threshold = 90) | | 100% | 2 | 2.00 |
| Foster Hm Recruitment (threshold = 100) | | 0% | 2 | 0.00 |
| Active Agency Accreditation | | 0% | 4 | 0.00 |
| Staff Clinical Licensure | | 0% | 5 | 0.00 |
| Incentives Total | 5.87 | | | 2.00 |
| Maximum total combined incentive credit allowed is 10 points. | | | Incentives Awarded | 2.00 |

*Performance calculation descriptions can be found in the FY 2019 RBWO PBP Measurements and Standards Guide.

Child Protective Services Investigations and Dispositions

The following investigations data, which is not used for scoring but is considered significant to a provider's performance, is from Georgia SHINES and is not considered final or complete until the end of the fiscal year.

| | |
|-----------------------------------|---|
| Total Reports: | 0 |
| Number Screened In: | 0 |
| Number Screened Out: | 0 |
| Number Substantiated: | 0 |
| Number Unsubstantiated: | 0 |
| Number Active CPS Investigations: | 0 |



Performance-Based Placement Measures

RBWO Provider GA+SCORECARD - CPA

Report Quarter: Q4 FY2020

Provider/Program Name: Lookout Mountain Community Services Board - TREK
Program/Ft.Oglethorpe (876) - CPA

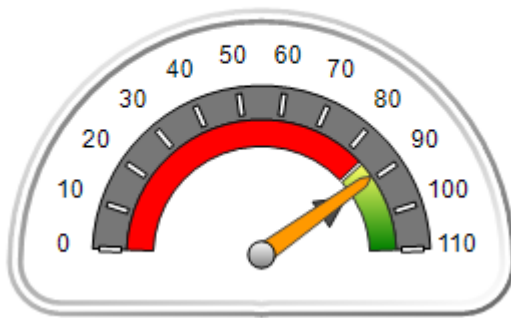
| 1875 Fant Drive, Fort Oglethorpe, GA 30742 | Quarterly Scores (Grades) | | Current Quarter Score (Grade) |
|--|---------------------------------------|---------------------------------|------------------------------------|
| Phone: 706-806-1211 | Q1: 98.63 (A+) | Q2: 97.84 (A+) | 89.14% (B+) |
| Vendor ID# 35448 | Q3: 93.65 (A-) | Q4: 89.14 (B+) | |
| # New Foster Homes During Quarter: 1 | # Children in Care During Quarter: 23 | # Placements During Quarter: 24 | # Children in Care On Last Day: 21 |

Quarterly Provider Comparisons to All CPAs

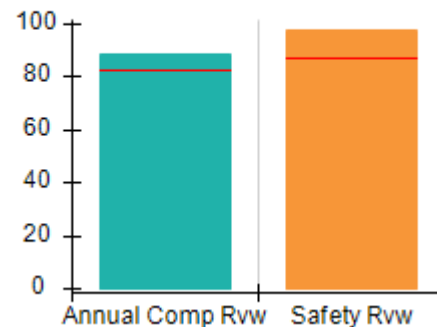


indicates average for all CPAs

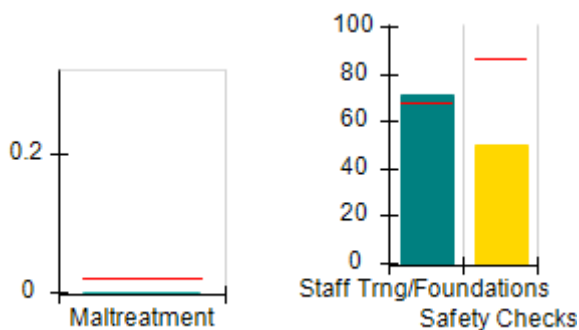
Overall Score (%)



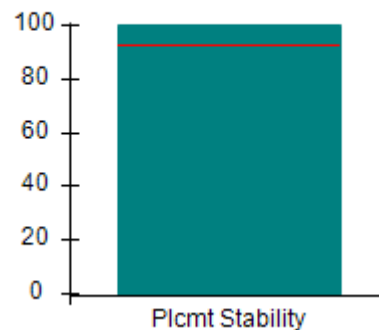
OPM Monitoring Reviews (%)



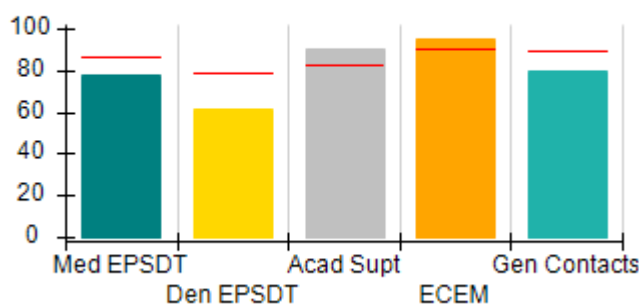
Safety Outcomes (%)




Permanency Outcomes (%)



Well-Being Outcomes (%)



Incentives Earned (Points)





Performance-Based Placement Measures

RBWO Provider GA+SCORECARD - CPA

Report Quarter: Q4 FY2020

| | | | | |
|--|------------------------------|---------------------------------------|---------------------------------|------------------------------------|
| Provider/Program Name: Lookout Mountain Community Services Board - TREK | | | | |
| Program/Ft.Oglethorpe (876) - CPA | | | | |
| 1875 Fant Drive, Fort Oglethorpe, GA 30742 | | Quarterly Scores (Grades) | | Current Quarter Score (Grade) |
| Phone: 706-806-1211 | | Q1: 98.63 (A+) | Q2: 97.84 (A+) | 89.14% (B+) |
| Vendor ID# 35448 | | Q3: 93.65 (A-) | Q4: 89.14 (B+) | |
| # New Foster Homes During Quarter: 1 | | # Children in Care During Quarter: 23 | # Placements During Quarter: 24 | # Children in Care On Last Day: 21 |
| | Avg Performance All CPAs (%) | Provider Performance (%)* | Possible Points (Weight) | Provider Points Earned |
| OPM Monitoring Reviews | | | | |
| Annual Comprehensive Reviews | 82% | 88% | 25 | 22.10 |
| Safety Reviews | 87% | 98% | 15 | 14.63 |
| Monitoring Sub-Total | | | 40 | 36.72 |
| CPA Safety Outcomes | | | | |
| Incidence of Maltreatment | 0.02% | No Substantiated Reports | 10 | 10.00 |
| Staff Training | 67% | 71% | 5 | 3.55 |
| Staff Safety Checks | 86% | 50% | 5 | 2.50 |
| Safety Sub-Total | | | 20 | 16.05 |
| CPA Permanency Outcomes | | | | |
| Placement Stability | 93% | 100% | 15 | 15.00 |
| Permanency Sub-Total | | | 15 | 15.00 |
| CPA Well-Being Outcomes | | | | |
| EPSDT Medical Visits | 86% | 78% | 4 | 3.12 |
| EPSDT Dental Visits | 79% | 61% | 4 | 2.44 |
| Academic Supports | 82% | 90% | 3 | 2.70 |
| Provider ECEM Visits | 90% | 95% | 7 | 6.65 |
| Provider General Contacts | 89% | 80% | 7 | 5.60 |
| Placements with Siblings | 68% | 96% | Not Scored | Not Scored |
| Placements within Legal County | 18% | 50% | Not Scored | Not Scored |
| Well-Being Sub-Total | | | 25 | 20.51 |
| *Performance calculation descriptions can be found in the FY 2019 RBWO PBP Measurements and Standards Guide. | | | | |
| Monitoring & Outcomes: Possible Points = 100 | | | Points Earned: 88.28 | |
| Score Before Incentives Credit | | | 88.28% | |
| Incentives Awarded | | | 0.86 pts | |
| PBP Verification | | | N/A pts | |
| Total Score | | | 89.14% | |



DHS, DFCS, Office of Provider Management
Performance-Based Placement Measures
RBWO Provider GA+SCORECARD - CPA



Report Quarter: Q4 FY2020

Provider/Program Name: Lookout Mountain Community Services Board - TREK
Program/Ft.Oglethorpe (876) - CPA

| # New Foster Homes During Quarter: 1 | | # Children in Care During Quarter: 23 | # Placements During Quarter: 24 | # Children in Care On Last Day: 21 |
|---|------------------------------|---------------------------------------|---------------------------------|------------------------------------|
| CPA Incentive Credits | Avg Performance All CPAs (%) | Provider Performance (%)* | Possible Points (Weight) | Provider Points Earned |
| Early EPSDT Medical Visits | | 33% | 2 | 0.66 |
| Early EPSDT Dental Visits | | 10% | 2 | 0.20 |
| Permanency Contacts | | None Planned | 5 | |
| Additional Academic Supports | | 0% | 2 | 0.00 |
| HS Grad/GED/Prof or Trade Certificate/College | | N/A | 10/5/5/1 | |
| EYSS Agreement | | Not Eligible | 5 | |
| Community Connections | | 0% | 4 | 0.00 |
| Foster Hm Retention Rate (threshold = 90) | | 82% | 2 | 0.00 |
| Foster Hm Recruitment (threshold = 100) | | 50% | 2 | 0.00 |
| Active Agency Accreditation | | 0% | 4 | 0.00 |
| Staff Clinical Licensure | | 0% | 5 | 0.00 |
| Incentives Total | 5.87 | | | 0.86 |
| Maximum total combined incentive credit allowed is 10 points. | | | Incentives Awarded | 0.86 |

*Performance calculation descriptions can be found in the FY 2019 RBWO PBP Measurements and Standards Guide.

Child Protective Services Investigations and Dispositions

The following investigations data, which is not used for scoring but is considered significant to a provider's performance, is from Georgia SHINES and is not considered final or complete until the end of the fiscal year.

| | |
|-----------------------------------|---|
| Total Reports: | 0 |
| Number Screened In: | 0 |
| Number Screened Out: | 0 |
| Number Substantiated: | 0 |
| Number Unsubstantiated: | 0 |
| Number Active CPS Investigations: | 0 |



DHS, DFCS, Office of Provider Management
Performance-Based Placement Measures
RBWO Provider GA+SCORECARD - CPA
Report Quarter: Q4 FY2020



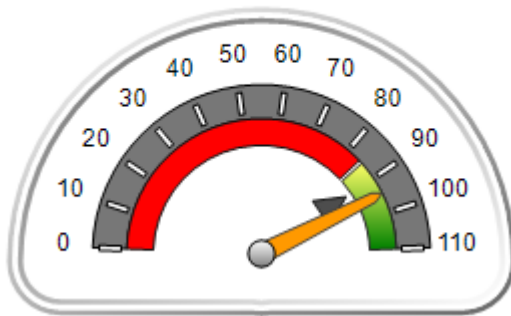
Provider/Program Name: Mentor Network - Mentor Athens (734) - CPA

| | | | |
|---|---------------------------------------|---------------------------------|------------------------------------|
| 185 Ben Burton Circle, Bogart, GA 30622 | Quarterly Scores (Grades) | | Current Quarter Score (Grade) |
| Phone: 706-425-1814 | Q1: 102.71 (A+) | Q2: 97.30 (A+) | 94.67% (A) |
| Vendor ID# 35497 | Q3: 92.04 (A-) | Q4: 94.67 (A) | |
| # New Foster Homes During Quarter: 0 | # Children in Care During Quarter: 31 | # Placements During Quarter: 31 | # Children in Care On Last Day: 26 |

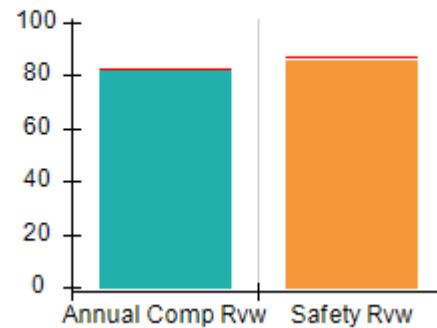
Quarterly Provider Comparisons to All CPAs

▼ — indicates average for all CPAs

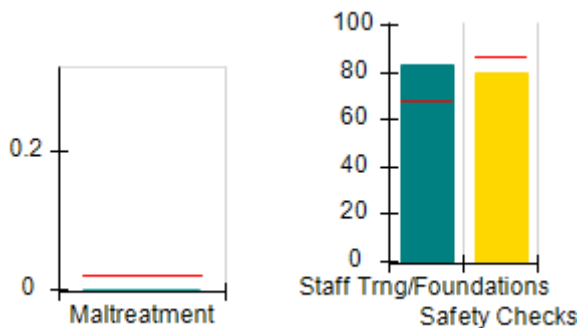
Overall Score (%)



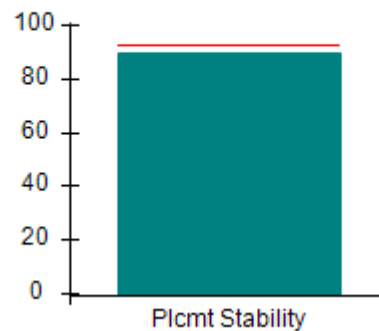
OPM Monitoring Reviews (%)



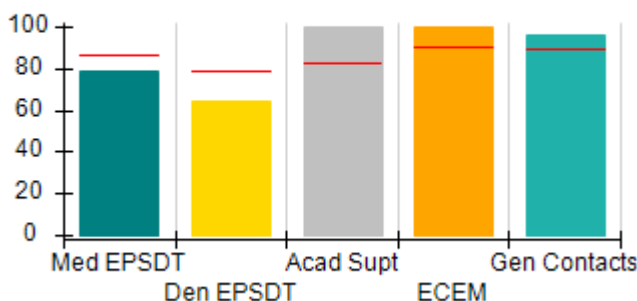
Safety Outcomes (%)



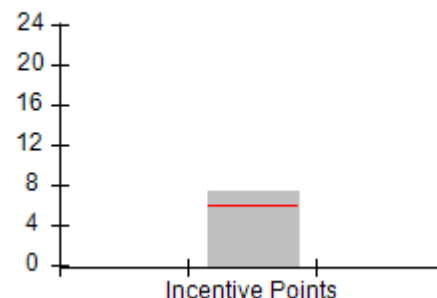
Permanency Outcomes (%)



Well-Being Outcomes (%)



Incentives Earned (Points)





DHS, DFCS, Office of Provider Management
Performance-Based Placement Measures
RBWO Provider GA+SCORECARD - CPA
 Report Quarter: Q4 FY2020



Provider/Program Name: Mentor Network - Mentor Athens (734) - CPA

| | | | |
|---|---------------------------|----------------|-------------------------------|
| 185 Ben Burton Circle, Bogart, GA 30622 | Quarterly Scores (Grades) | | Current Quarter Score (Grade) |
| Phone: 706-425-1814 | Q1: 102.71 (A+) | Q2: 97.30 (A+) | 94.67% (A) |
| Vendor ID# 35497 | Q3: 92.04 (A-) | Q4: 94.67 (A) | |

| | | | |
|--------------------------------------|---------------------------------------|---------------------------------|------------------------------------|
| # New Foster Homes During Quarter: 0 | # Children in Care During Quarter: 31 | # Placements During Quarter: 31 | # Children in Care On Last Day: 26 |
|--------------------------------------|---------------------------------------|---------------------------------|------------------------------------|

| | Avg Performance All CPAs (%) | Provider Performance (%)* | Possible Points (Weight) | Provider Points Earned |
|--|------------------------------|---------------------------|--------------------------|------------------------|
|--|------------------------------|---------------------------|--------------------------|------------------------|

OPM Monitoring Reviews

| | | | | |
|------------------------------|-----|-----|-----------|--------------|
| Annual Comprehensive Reviews | 82% | 82% | 25 | 20.43 |
| Safety Reviews | 87% | 85% | 15 | 12.75 |
| Monitoring Sub-Total | | | 40 | 33.18 |

CPA Safety Outcomes

| | | | | |
|---------------------------|-------|--------------------------|-----------|--------------|
| Incidence of Maltreatment | 0.02% | No Substantiated Reports | 10 | 10.00 |
| Staff Training | 67% | 83% | 5 | 4.15 |
| Staff Safety Checks | 86% | 80% | 5 | 4.00 |
| Safety Sub-Total | | | 20 | 18.15 |

CPA Permanency Outcomes

| | | | | |
|-----------------------------|-----|-----|-----------|--------------|
| Placement Stability | 93% | 90% | 15 | 13.50 |
| Permanency Sub-Total | | | 15 | 13.50 |

CPA Well-Being Outcomes

| | | | | |
|--------------------------------|-----|------|------------|--------------|
| EPSDT Medical Visits | 86% | 79% | 4 | 3.16 |
| EPSDT Dental Visits | 79% | 64% | 4 | 2.56 |
| Academic Supports | 82% | 100% | 3 | 3.00 |
| Provider ECEM Visits | 90% | 100% | 7 | 7.00 |
| Provider General Contacts | 89% | 96% | 7 | 6.72 |
| Placements with Siblings | 68% | 74% | Not Scored | Not Scored |
| Placements within Legal County | 18% | 0% | Not Scored | Not Scored |
| Well-Being Sub-Total | | | 25 | 22.44 |

*Performance calculation descriptions can be found in the FY 2019 RBWO PBP Measurements and Standards Guide.

| | |
|---|-----------------------------|
| Monitoring & Outcomes: Possible Points = 100 | Points Earned: 87.27 |
| Score Before Incentives Credit | 87.27% |
| Incentives Awarded | 7.40 pts |
| PBP Verification | N/A pts |
| Total Score | 94.67% |



DHS, DFCS, Office of Provider Management
Performance-Based Placement Measures
RBWO Provider GA+SCORECARD - CPA
Report Quarter: Q4 FY2020



Provider/Program Name: Mentor Network - Mentor Athens (734) - CPA

| # New Foster Homes During Quarter: 0 | | # Children in Care During Quarter: 31 | # Placements During Quarter: 31 | # Children in Care On Last Day: 26 |
|---|------------------------------|---------------------------------------|---------------------------------|------------------------------------|
| CPA Incentive Credits | Avg Performance All CPAs (%) | Provider Performance (%)* | Possible Points (Weight) | Provider Points Earned |
| Early EPSDT Medical Visits | | 0% | 2 | 0.00 |
| Early EPSDT Dental Visits | | 17% | 2 | 0.34 |
| Permanency Contacts | | None Planned | 5 | |
| Additional Academic Supports | | 3% | 2 | 0.06 |
| HS Grad/GED/Prof or Trade Certificate/College | | N/A | 10/5/5/1 | |
| EYSS Agreement | | 100% | 5 | 5.00 |
| Community Connections | | 0% | 4 | 0.00 |
| Foster Hm Retention Rate (threshold = 90) | | 43% | 2 | 0.00 |
| Foster Hm Recruitment (threshold = 100) | | 0% | 2 | 0.00 |
| Active Agency Accreditation | | 50% | 4 | 2.00 |
| Staff Clinical Licensure | | 0% | 5 | 0.00 |
| Incentives Total | 5.87 | | | 7.40 |
| Maximum total combined incentive credit allowed is 10 points. | | | Incentives Awarded | 7.40 |

*Performance calculation descriptions can be found in the FY 2019 RBWO PBP Measurements and Standards Guide.

Child Protective Services Investigations and Dispositions

The following investigations data, which is not used for scoring but is considered significant to a provider's performance, is from Georgia SHINES and is not considered final or complete until the end of the fiscal year.

| | | |
|-----------------------------------|---|--|
| Total Reports: | 2 | |
| Number Screened In: | 0 | |
| Number Screened Out: | 2 | |
| Number Substantiated: | 0 | |
| Number Unsubstantiated: | 0 | |
| Number Active CPS Investigations: | 0 | |



DHS, DFCS, Office of Provider Management
Performance-Based Placement Measures
RBWO Provider GA+SCORECARD - CPA
Report Quarter: Q4 FY2020



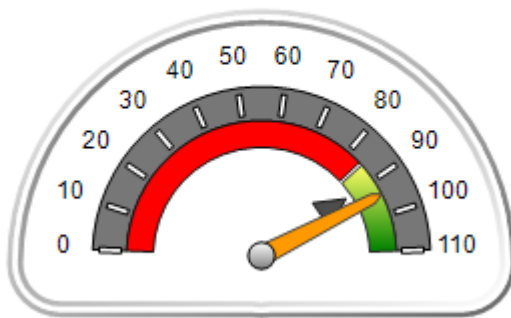
Provider/Program Name: Mentor Network - Mentor Atlanta (736) - CPA

| | | | |
|--|---------------------------------------|---------------------------------|------------------------------------|
| 2302 Parklake Drive, Atlanta, GA 30345 | Quarterly Scores (Grades) | | Current Quarter Score (Grade) |
| Phone: 470-362-7212 | Q1: 99.34 (A+) | Q2: 102.15 (A+) | 94.38% (A) |
| Vendor ID# 35493 | Q3: 99.35 (A+) | Q4: 94.38 (A) | |
| # New Foster Homes During Quarter: 5 | # Children in Care During Quarter: 67 | # Placements During Quarter: 68 | # Children in Care On Last Day: 53 |

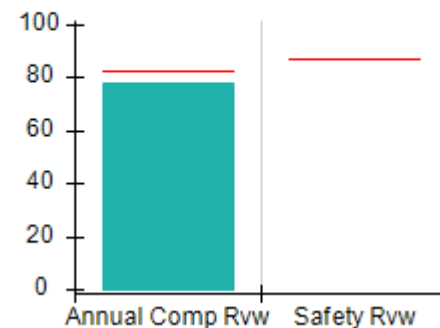
Quarterly Provider Comparisons to All CPAs

▼ — indicates average for all CPAs

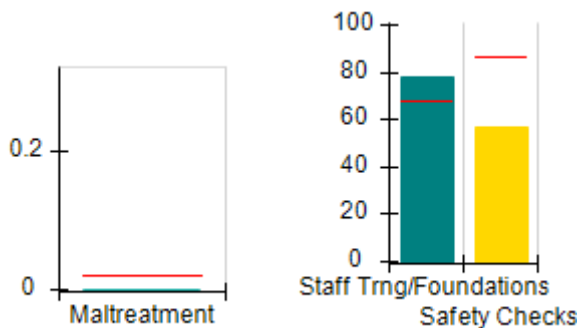
Overall Score (%)



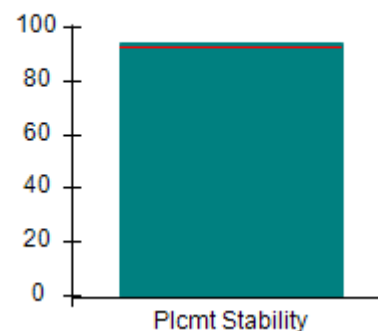
OPM Monitoring Reviews (%)



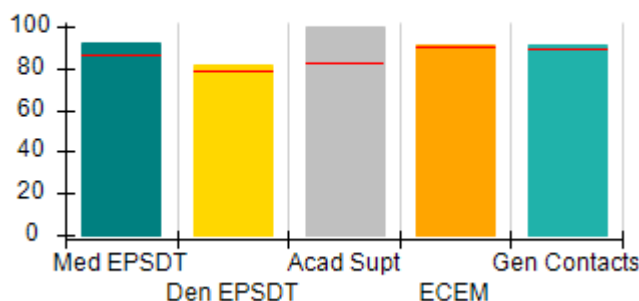
Safety Outcomes (%)



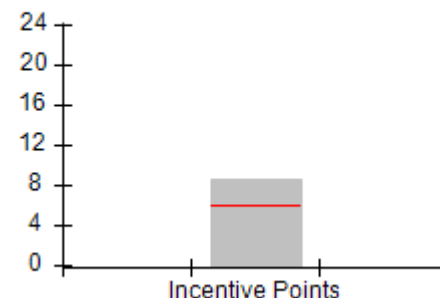
Permanency Outcomes (%)



Well-Being Outcomes (%)



Incentives Earned (Points)





DHS, DFCS, Office of Provider Management
Performance-Based Placement Measures
RBWO Provider GA+SCORECARD - CPA
 Report Quarter: Q4 FY2020



Provider/Program Name: Mentor Network - Mentor Atlanta (736) - CPA

| | | | |
|--|---------------------------|-----------------|-------------------------------|
| 2302 Parklake Drive, Atlanta, GA 30345 | Quarterly Scores (Grades) | | Current Quarter Score (Grade) |
| Phone: 470-362-7212 | Q1: 99.34 (A+) | Q2: 102.15 (A+) | 94.38% (A) |
| Vendor ID# 35493 | Q3: 99.35 (A+) | Q4: 94.38 (A) | |

| | | | |
|--------------------------------------|---------------------------------------|---------------------------------|------------------------------------|
| # New Foster Homes During Quarter: 5 | # Children in Care During Quarter: 67 | # Placements During Quarter: 68 | # Children in Care On Last Day: 53 |
|--------------------------------------|---------------------------------------|---------------------------------|------------------------------------|

| | Avg Performance All CPAs (%) | Provider Performance (%)* | Possible Points (Weight) | Provider Points Earned |
|--|------------------------------|---------------------------|--------------------------|------------------------|
|--|------------------------------|---------------------------|--------------------------|------------------------|

OPM Monitoring Reviews

| | | | | |
|------------------------------|-----|-------------------|-----------|--------------|
| Annual Comprehensive Reviews | 82% | 78% | 25 | 19.43 |
| Safety Reviews | 87% | Not Yet Conducted | | |
| Monitoring Sub-Total | | | 25 | 19.43 |

CPA Safety Outcomes

| | | | | |
|---------------------------|-------|--------------------------|-----------|--------------|
| Incidence of Maltreatment | 0.02% | No Substantiated Reports | 10 | 10.00 |
| Staff Training | 67% | 78% | 5 | 3.90 |
| Staff Safety Checks | 86% | 57% | 5 | 2.85 |
| Safety Sub-Total | | | 20 | 16.75 |

CPA Permanency Outcomes

| | | | | |
|-----------------------------|-----|-----|-----------|--------------|
| Placement Stability | 93% | 94% | 15 | 14.10 |
| Permanency Sub-Total | | | 15 | 14.10 |

CPA Well-Being Outcomes

| | | | | |
|--------------------------------|-----|------|------------|--------------|
| EPSDT Medical Visits | 86% | 92% | 4 | 3.68 |
| EPSDT Dental Visits | 79% | 82% | 4 | 3.28 |
| Academic Supports | 82% | 100% | 3 | 3.00 |
| Provider ECEM Visits | 90% | 91% | 7 | 6.37 |
| Provider General Contacts | 89% | 91% | 7 | 6.37 |
| Placements with Siblings | 68% | 56% | Not Scored | Not Scored |
| Placements within Legal County | 18% | 0% | Not Scored | Not Scored |
| Well-Being Sub-Total | | | 25 | 22.70 |

*Performance calculation descriptions can be found in the FY 2019 RBWO PBP Measurements and Standards Guide.

| | |
|--|-----------------------------|
| Monitoring & Outcomes: Possible Points = 85 | Points Earned: 72.98 |
| Score Before Incentives Credit | 85.86% |
| Incentives Awarded | 8.52 pts |
| PBP Verification | N/A pts |
| Total Score | 94.38% |



DHS, DFCS, Office of Provider Management
Performance-Based Placement Measures
RBWO Provider GA+SCORECARD - CPA
Report Quarter: Q4 FY2020



Provider/Program Name: Mentor Network - Mentor Atlanta (736) - CPA

| # New Foster Homes During Quarter: 5 | | # Children in Care During Quarter: 67 | # Placements During Quarter: 68 | # Children in Care On Last Day: 53 |
|---|------------------------------|---------------------------------------|---------------------------------|------------------------------------|
| CPA Incentive Credits | Avg Performance All CPAs (%) | Provider Performance (%)* | Possible Points (Weight) | Provider Points Earned |
| Early EPSDT Medical Visits | | 67% | 2 | 1.34 |
| Early EPSDT Dental Visits | | 25% | 2 | 0.50 |
| Permanency Contacts | | None Planned | 5 | |
| Additional Academic Supports | | 34% | 2 | 0.68 |
| HS Grad/GED/Prof or Trade Certificate/College | | N/A | 10/5/5/1 | |
| EYSS Agreement | | 0% | 5 | 0.00 |
| Community Connections | | 0% | 4 | 0.00 |
| Foster Hm Retention Rate (threshold = 90) | | 90% | 2 | 2.00 |
| Foster Hm Recruitment (threshold = 100) | | 125% | 2 | 2.00 |
| Active Agency Accreditation | | 50% | 4 | 2.00 |
| Staff Clinical Licensure | | 0% | 5 | 0.00 |
| Incentives Total | 5.87 | | | 8.52 |
| Maximum total combined incentive credit allowed is 10 points. | | | Incentives Awarded | 8.52 |

*Performance calculation descriptions can be found in the FY 2019 RBWO PBP Measurements and Standards Guide.

Child Protective Services Investigations and Dispositions

The following investigations data, which is not used for scoring but is considered significant to a provider's performance, is from Georgia SHINES and is not considered final or complete until the end of the fiscal year.

| | |
|-----------------------------------|---|
| Total Reports: | 1 |
| Number Screened In: | 0 |
| Number Screened Out: | 1 |
| Number Substantiated: | 0 |
| Number Unsubstantiated: | 0 |
| Number Active CPS Investigations: | 0 |



DHS, DFCS, Office of Provider Management
Performance-Based Placement Measures
RBWO Provider GA+SCORECARD - CPA
Report Quarter: Q4 FY2020

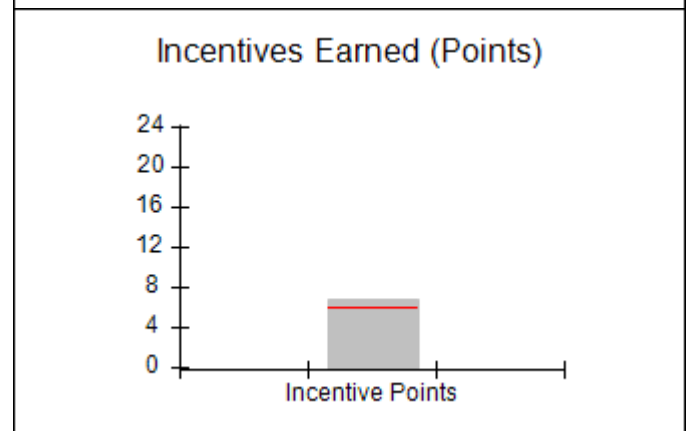
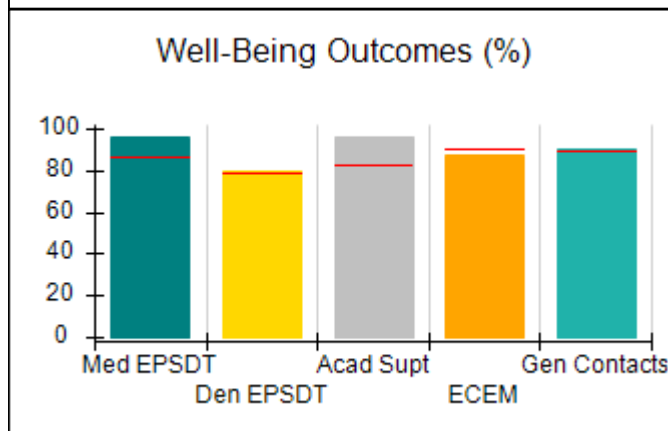
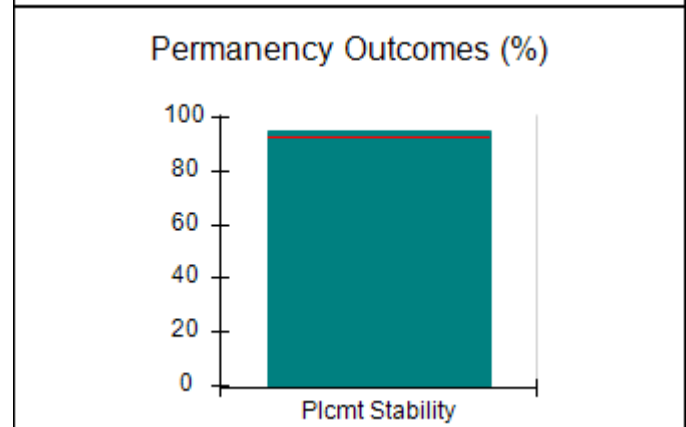
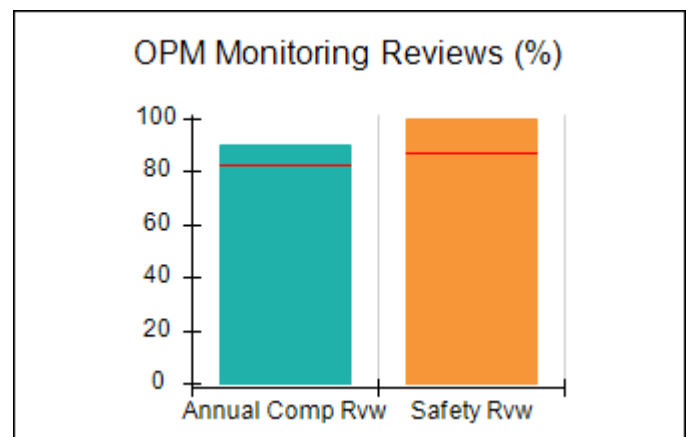
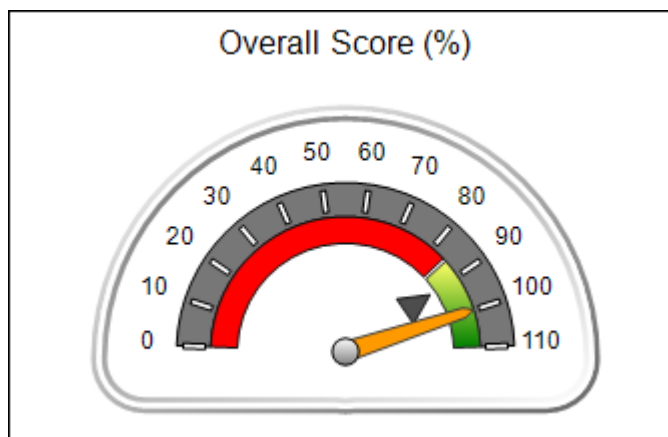


Provider/Program Name: Mentor Network - Mentor Augusta (737) - CPA

| | | | |
|---------------------------------------|---------------------------------------|---------------------------------|------------------------------------|
| 4210 Columbia Rd., Martinez, GA 30907 | Quarterly Scores (Grades) | | Current Quarter Score (Grade) |
| Phone: 706-868-5268 | Q1: 97.68 (A+) | Q2: 98.65 (A+) | 99.96% (A+) |
| Vendor ID# 35495 | Q3: 102.91 (A+) | Q4: 99.96 (A+) | |
| # New Foster Homes During Quarter: 1 | # Children in Care During Quarter: 55 | # Placements During Quarter: 58 | # Children in Care On Last Day: 48 |

Quarterly Provider Comparisons to All CPAs

▼ — indicates average for all CPAs





DHS, DFCS, Office of Provider Management
Performance-Based Placement Measures
RBWO Provider GA+SCORECARD - CPA
 Report Quarter: Q4 FY2020



Provider/Program Name: Mentor Network - Mentor Augusta (737) - CPA

| | | | |
|---------------------------------------|---------------------------|----------------|-------------------------------|
| 4210 Columbia Rd., Martinez, GA 30907 | Quarterly Scores (Grades) | | Current Quarter Score (Grade) |
| Phone: 706-868-5268 | Q1: 97.68 (A+) | Q2: 98.65 (A+) | 99.96% (A+) |
| Vendor ID# 35495 | Q3: 102.91 (A+) | Q4: 99.96 (A+) | |

| | | | |
|--------------------------------------|---------------------------------------|---------------------------------|------------------------------------|
| # New Foster Homes During Quarter: 1 | # Children in Care During Quarter: 55 | # Placements During Quarter: 58 | # Children in Care On Last Day: 48 |
|--------------------------------------|---------------------------------------|---------------------------------|------------------------------------|

| | Avg Performance All CPAs (%) | Provider Performance (%)* | Possible Points (Weight) | Provider Points Earned |
|--|------------------------------|---------------------------|--------------------------|------------------------|
|--|------------------------------|---------------------------|--------------------------|------------------------|

OPM Monitoring Reviews

| | | | | |
|------------------------------|-----|------|-----------|--------------|
| Annual Comprehensive Reviews | 82% | 90% | 25 | 22.44 |
| Safety Reviews | 87% | 100% | 15 | 15.00 |
| Monitoring Sub-Total | | | 40 | 37.44 |

CPA Safety Outcomes

| | | | | |
|---------------------------|-------|--------------------------|-----------|--------------|
| Incidence of Maltreatment | 0.02% | No Substantiated Reports | 10 | 10.00 |
| Staff Training | 67% | 100% | 5 | 5.00 |
| Staff Safety Checks | 86% | 86% | 5 | 4.30 |
| Safety Sub-Total | | | 20 | 19.30 |

CPA Permanency Outcomes

| | | | | |
|-----------------------------|-----|-----|-----------|--------------|
| Placement Stability | 93% | 95% | 15 | 14.25 |
| Permanency Sub-Total | | | 15 | 14.25 |

CPA Well-Being Outcomes

| | | | | |
|--------------------------------|-----|-----|------------|--------------|
| EPSDT Medical Visits | 86% | 96% | 4 | 3.84 |
| EPSDT Dental Visits | 79% | 80% | 4 | 3.20 |
| Academic Supports | 82% | 96% | 3 | 2.88 |
| Provider ECEM Visits | 90% | 87% | 7 | 6.09 |
| Provider General Contacts | 89% | 90% | 7 | 6.30 |
| Placements with Siblings | 68% | 64% | Not Scored | Not Scored |
| Placements within Legal County | 18% | 60% | Not Scored | Not Scored |
| Well-Being Sub-Total | | | 25 | 22.31 |

*Performance calculation descriptions can be found in the FY 2019 RBWO PBP Measurements and Standards Guide.

| | |
|---|-----------------------------|
| Monitoring & Outcomes: Possible Points = 100 | Points Earned: 93.30 |
| Score Before Incentives Credit | 93.30% |
| Incentives Awarded | 6.66 pts |
| PBP Verification | N/A pts |
| Total Score | 99.96% |



DHS, DFCS, Office of Provider Management
Performance-Based Placement Measures
RBWO Provider GA+SCORECARD - CPA
Report Quarter: Q4 FY2020



Provider/Program Name: Mentor Network - Mentor Augusta (737) - CPA

| # New Foster Homes During Quarter: 1 | | # Children in Care During Quarter: 55 | # Placements During Quarter: 58 | # Children in Care On Last Day: 48 |
|---|------------------------------|---------------------------------------|---------------------------------|------------------------------------|
| CPA Incentive Credits | Avg Performance All CPAs (%) | Provider Performance (%)* | Possible Points (Weight) | Provider Points Earned |
| Early EPSDT Medical Visits | | 100% | 2 | 2.00 |
| Early EPSDT Dental Visits | | 33% | 2 | 0.66 |
| Permanency Contacts | | None Planned | 5 | |
| Additional Academic Supports | | 0% | 2 | 0.00 |
| HS Grad/GED/Prof or Trade Certificate/College | | N/A | 10/5/5/1 | |
| EYSS Agreement | | 0% | 5 | 0.00 |
| Community Connections | | 0% | 4 | 0.00 |
| Foster Hm Retention Rate (threshold = 90) | | 96% | 2 | 2.00 |
| Foster Hm Recruitment (threshold = 100) | | 0% | 2 | 0.00 |
| Active Agency Accreditation | | 50% | 4 | 2.00 |
| Staff Clinical Licensure | | 0% | 5 | 0.00 |
| Incentives Total | 5.87 | | | 6.66 |
| Maximum total combined incentive credit allowed is 10 points. | | | Incentives Awarded | 6.66 |

*Performance calculation descriptions can be found in the FY 2019 RBWO PBP Measurements and Standards Guide.

Child Protective Services Investigations and Dispositions

The following investigations data, which is not used for scoring but is considered significant to a provider's performance, is from Georgia SHINES and is not considered final or complete until the end of the fiscal year.

| | | |
|-----------------------------------|---|--|
| Total Reports: | 2 | |
| Number Screened In: | 0 | |
| Number Screened Out: | 2 | |
| Number Substantiated: | 0 | |
| Number Unsubstantiated: | 0 | |
| Number Active CPS Investigations: | 0 | |



DHS, DFCS, Office of Provider Management

Performance-Based Placement Measures


RBWO Provider GA+SCORECARD - CPA

Report Quarter: Q4 FY2020

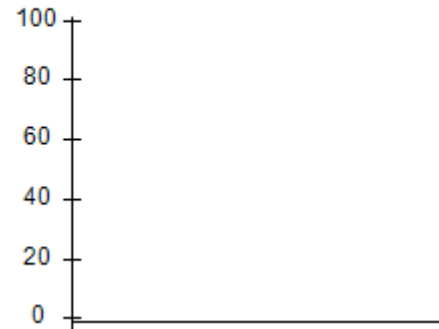


▼ — indicates average for all CPAs

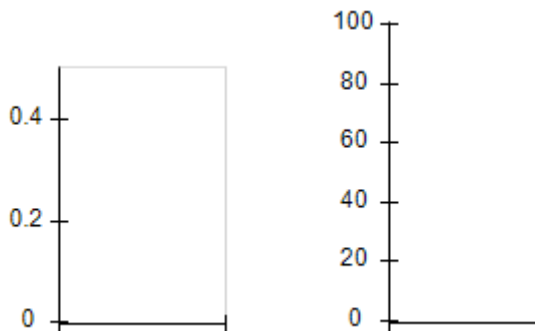
Overall Score (%)



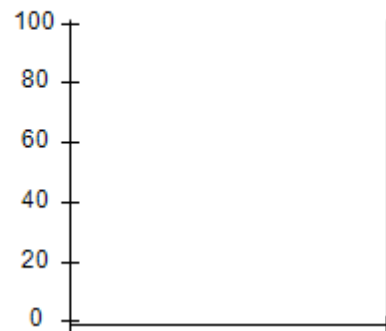
OPM Monitoring Reviews (%)



Safety Outcomes (%)



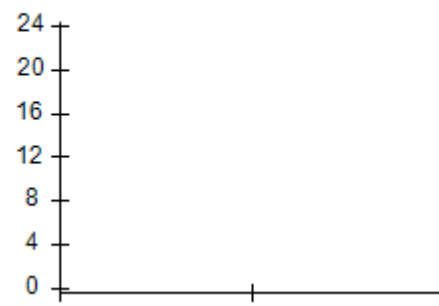
Permanency Outcomes (%)



Well-Being Outcomes (%)



Incentives Earned (Points)





DHS, DFCS, Office of Provider Management
Performance-Based Placement Measures
RBWO Provider GA+SCORECARD - CPA
Report Quarter: Q4 FY2020



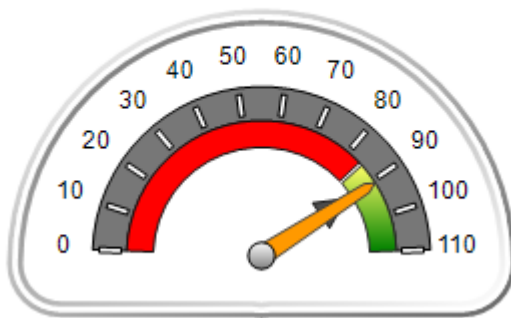
Provider/Program Name: Mentor Network - Mentor Macon (740) - CPA

| 120-B Osgian Blvd., Warner Robins, GA 31088 | Quarterly Scores (Grades) | | Current Quarter Score (Grade) |
|---|--|----------------------------------|------------------------------------|
| Phone: 478-333-2971 | Q1: 83.73 (B-) | Q2: 88.35 (B+) | 90.86% (A-) |
| Vendor ID# 35496 | Q3: 82.12 (B-) | Q4: 90.86 (A-) | |
| # New Foster Homes During Quarter: 3 | # Children in Care During Quarter: 100 | # Placements During Quarter: 103 | # Children in Care On Last Day: 86 |

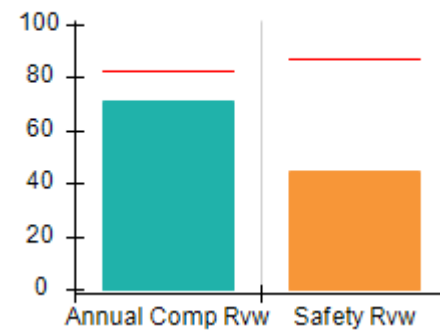
Quarterly Provider Comparisons to All CPAs

▼ — indicates average for all CPAs

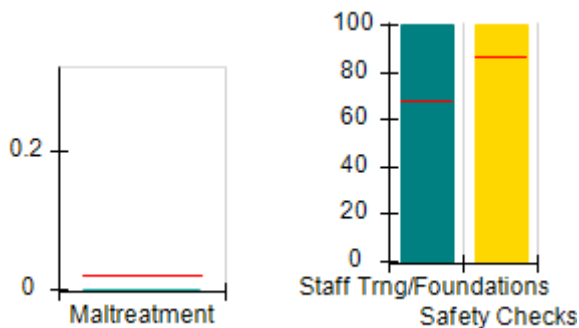
Overall Score (%)



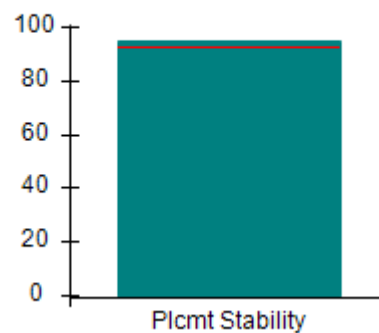
OPM Monitoring Reviews (%)



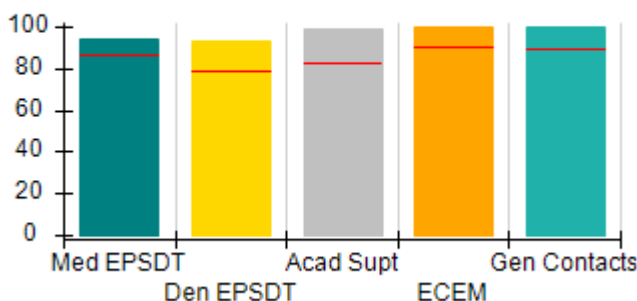
Safety Outcomes (%)



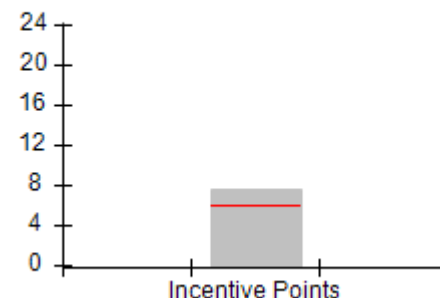
Permanency Outcomes (%)



Well-Being Outcomes (%)



Incentives Earned (Points)





DHS, DFCS, Office of Provider Management
Performance-Based Placement Measures
RBWO Provider GA+SCORECARD - CPA
 Report Quarter: Q4 FY2020



| Provider/Program Name: Mentor Network - Mentor Macon (740) - CPA | | | | |
|--|------------------------------|--|----------------------------------|------------------------------------|
| 120-B Osgian Blvd., Warner Robins, GA 31088 | | Quarterly Scores (Grades) | | Current Quarter Score (Grade) |
| Phone: 478-333-2971 | | Q1: 83.73 (B-) | Q2: 88.35 (B+) | 90.86% (A-) |
| Vendor ID# 35496 | | Q3: 82.12 (B-) | Q4: 90.86 (A-) | |
| # New Foster Homes During Quarter: 3 | | # Children in Care During Quarter: 100 | # Placements During Quarter: 103 | # Children in Care On Last Day: 86 |
| | Avg Performance All CPAs (%) | Provider Performance (%)* | Possible Points (Weight) | Provider Points Earned |
| OPM Monitoring Reviews | | | | |
| Annual Comprehensive Reviews | 82% | 71% | 25 | 17.81 |
| Safety Reviews | 87% | 45% | 15 | 6.75 |
| Monitoring Sub-Total | | | 40 | 24.56 |
| CPA Safety Outcomes | | | | |
| Incidence of Maltreatment | 0.02% | No Substantiated Reports | 10 | 10.00 |
| Staff Training | 67% | 100% | 5 | 5.00 |
| Staff Safety Checks | 86% | 100% | 5 | 5.00 |
| Safety Sub-Total | | | 20 | 20.00 |
| CPA Permanency Outcomes | | | | |
| Placement Stability | 93% | 95% | 15 | 14.25 |
| Permanency Sub-Total | | | 15 | 14.25 |
| CPA Well-Being Outcomes | | | | |
| EPSDT Medical Visits | 86% | 94% | 4 | 3.76 |
| EPSDT Dental Visits | 79% | 93% | 4 | 3.72 |
| Academic Supports | 82% | 99% | 3 | 2.97 |
| Provider ECEM Visits | 90% | 100% | 7 | 7.00 |
| Provider General Contacts | 89% | 100% | 7 | 7.00 |
| Placements with Siblings | 68% | 76% | Not Scored | Not Scored |
| Placements within Legal County | 18% | 0% | Not Scored | Not Scored |
| Well-Being Sub-Total | | | 25 | 24.45 |

*Performance calculation descriptions can be found in the FY 2019 RBWO PBP Measurements and Standards Guide.

| | | | |
|---|--|-----------------------------|-----------------|
| Monitoring & Outcomes: Possible Points = 100 | | Points Earned: 83.26 | |
| Score Before Incentives Credit | | | 83.26% |
| Incentives Awarded | | | 7.60 pts |
| PBP Verification | | | N/A pts |
| Total Score | | | 90.86% |



DHS, DFCS, Office of Provider Management
Performance-Based Placement Measures
RBWO Provider GA+SCORECARD - CPA
Report Quarter: Q4 FY2020



Provider/Program Name: Mentor Network - Mentor Macon (740) - CPA

| # New Foster Homes During Quarter: 3 | | # Children in Care During Quarter: 100 | # Placements During Quarter: 103 | # Children in Care On Last Day: 86 |
|---|------------------------------|--|----------------------------------|------------------------------------|
| CPA Incentive Credits | Avg Performance All CPAs (%) | Provider Performance (%)* | Possible Points (Weight) | Provider Points Earned |
| Early EPSDT Medical Visits | | 83% | 2 | 1.66 |
| Early EPSDT Dental Visits | | 55% | 2 | 1.10 |
| Permanency Contacts | | 0% | 5 | 0.00 |
| Additional Academic Supports | | 42% | 2 | 0.84 |
| HS Grad/GED/Prof or Trade Certificate/College | | N/A | 10/5/5/1 | |
| EYSS Agreement | | Not Eligible | 5 | |
| Community Connections | | 0% | 4 | 0.00 |
| Foster Hm Retention Rate (threshold = 90) | | 85% | 2 | 0.00 |
| Foster Hm Recruitment (threshold = 100) | | 75% | 2 | 0.00 |
| Active Agency Accreditation | | 100% | 4 | 4.00 |
| Staff Clinical Licensure | | 0% | 5 | 0.00 |
| Incentives Total | 5.87 | | | 7.60 |
| Maximum total combined incentive credit allowed is 10 points. | | | Incentives Awarded | 7.60 |

*Performance calculation descriptions can be found in the FY 2019 RBWO PBP Measurements and Standards Guide.

Child Protective Services Investigations and Dispositions

The following investigations data, which is not used for scoring but is considered significant to a provider's performance, is from Georgia SHINES and is not considered final or complete until the end of the fiscal year.

| | |
|-----------------------------------|----|
| Total Reports: | 0 |
| Number Screened In: | 0 |
| Number Screened Out: | 0 |
| Number Substantiated: | 0 |
| Number Unsubstantiated: | 3 |
| Number Active CPS Investigations: | -3 |



DHS, DFCS, Office of Provider Management
Performance-Based Placement Measures
RBWO Provider GA+SCORECARD - CPA
Report Quarter: Q4 FY2020



| | | | |
|--|--|----------------------------------|--------------------------------------|
| Provider/Program Name: Mentor Network - Mentor Network Albany (733) - CPA | | | |
| 2200 Watergate Court, Albany, GA 31707 | Quarterly Scores (Grades) | | Current Quarter Score (Grade) |
| Phone: 229-435-6601 | Q1: 99.36 (A+) | Q2: 97.31 (A+) | 102.13% (A+) |
| Vendor ID# 35498 | Q3: 100.88 (A+) | Q4: 102.13 (A+) | |
| # New Foster Homes During Quarter: 4 | # Children in Care During Quarter: 145 | # Placements During Quarter: 151 | # Children in Care On Last Day: 135 |
| Quarterly Provider Comparisons to All CPAs | | | |

▼ — indicates average for all CPAs





DHS, DFCS, Office of Provider Management
Performance-Based Placement Measures
RBWO Provider GA+SCORECARD - CPA
 Report Quarter: Q4 FY2020



Provider/Program Name: Mentor Network - Mentor Network Albany (733) - CPA

| | | | |
|--|---------------------------|-----------------|-------------------------------|
| 2200 Watergate Court, Albany, GA 31707 | Quarterly Scores (Grades) | | Current Quarter Score (Grade) |
| Phone: 229-435-6601 | Q1: 99.36 (A+) | Q2: 97.31 (A+) | 102.13% (A+) |
| Vendor ID# 35498 | Q3: 100.88 (A+) | Q4: 102.13 (A+) | |

| | | | |
|--------------------------------------|--|----------------------------------|-------------------------------------|
| # New Foster Homes During Quarter: 4 | # Children in Care During Quarter: 145 | # Placements During Quarter: 151 | # Children in Care On Last Day: 135 |
|--------------------------------------|--|----------------------------------|-------------------------------------|

| | Avg Performance All CPAs (%) | Provider Performance (%)* | Possible Points (Weight) | Provider Points Earned |
|--|------------------------------|---------------------------|--------------------------|------------------------|
|--|------------------------------|---------------------------|--------------------------|------------------------|

OPM Monitoring Reviews

| | | | | |
|------------------------------|-----|------|-----------|--------------|
| Annual Comprehensive Reviews | 82% | 82% | 25 | 20.60 |
| Safety Reviews | 87% | 100% | 15 | 15.00 |
| Monitoring Sub-Total | | | 40 | 35.60 |

CPA Safety Outcomes

| | | | | |
|---------------------------|-------|--------------------------|-----------|--------------|
| Incidence of Maltreatment | 0.02% | No Substantiated Reports | 10 | 10.00 |
| Staff Training | 67% | 92% | 5 | 4.60 |
| Staff Safety Checks | 86% | 100% | 5 | 5.00 |
| Safety Sub-Total | | | 20 | 19.60 |

CPA Permanency Outcomes

| | | | | |
|-----------------------------|-----|-----|-----------|--------------|
| Placement Stability | 93% | 92% | 15 | 13.80 |
| Permanency Sub-Total | | | 15 | 13.80 |

CPA Well-Being Outcomes

| | | | | |
|--------------------------------|-----|-----|------------|--------------|
| EPSDT Medical Visits | 86% | 90% | 4 | 3.60 |
| EPSDT Dental Visits | 79% | 95% | 4 | 3.80 |
| Academic Supports | 82% | 96% | 3 | 2.88 |
| Provider ECEM Visits | 90% | 98% | 7 | 6.86 |
| Provider General Contacts | 89% | 99% | 7 | 6.93 |
| Placements with Siblings | 68% | 62% | Not Scored | Not Scored |
| Placements within Legal County | 18% | 56% | Not Scored | Not Scored |
| Well-Being Sub-Total | | | 25 | 24.07 |

*Performance calculation descriptions can be found in the FY 2019 RBWO PBP Measurements and Standards Guide.

| | |
|---|-----------------------------|
| Monitoring & Outcomes: Possible Points = 100 | Points Earned: 93.07 |
| Score Before Incentives Credit | 93.07% |
| Incentives Awarded | 9.06 pts |
| PBP Verification | N/A pts |
| Total Score | 102.13% |



DHS, DFCS, Office of Provider Management
Performance-Based Placement Measures
RBWO Provider GA+SCORECARD - CPA
Report Quarter: Q4 FY2020



Provider/Program Name: Mentor Network - Mentor Network Albany (733) - CPA

| # New Foster Homes During Quarter: 4 | | # Children in Care During Quarter: 145 | # Placements During Quarter: 151 | # Children in Care On Last Day: 135 |
|---|------------------------------|--|----------------------------------|-------------------------------------|
| CPA Incentive Credits | Avg Performance All CPAs (%) | Provider Performance (%)* | Possible Points (Weight) | Provider Points Earned |
| Early EPSDT Medical Visits | | 81% | 2 | 1.62 |
| Early EPSDT Dental Visits | | 80% | 2 | 1.60 |
| Permanency Contacts | | 0% | 5 | 0.00 |
| Additional Academic Supports | | 92% | 2 | 1.84 |
| HS Grad/GED/Prof or Trade Certificate/College | | N/A | 10/5/5/1 | |
| EYSS Agreement | | Not Eligible | 5 | |
| Community Connections | | 0% | 4 | 0.00 |
| Foster Hm Retention Rate (threshold = 90) | | 86% | 2 | 0.00 |
| Foster Hm Recruitment (threshold = 100) | | 150% | 2 | 2.00 |
| Active Agency Accreditation | | 50% | 4 | 2.00 |
| Staff Clinical Licensure | | 0% | 5 | 0.00 |
| Incentives Total | 5.87 | | | 9.06 |
| Maximum total combined incentive credit allowed is 10 points. | | | Incentives Awarded | 9.06 |

*Performance calculation descriptions can be found in the FY 2019 RBWO PBP Measurements and Standards Guide.

Child Protective Services Investigations and Dispositions

The following investigations data, which is not used for scoring but is considered significant to a provider's performance, is from Georgia SHINES and is not considered final or complete until the end of the fiscal year.

| | |
|-----------------------------------|----|
| Total Reports: | 1 |
| Number Screened In: | 0 |
| Number Screened Out: | 1 |
| Number Substantiated: | 0 |
| Number Unsubstantiated: | 3 |
| Number Active CPS Investigations: | -3 |



DHS, DFCS, Office of Provider Management
Performance-Based Placement Measures
RBWO Provider GA+SCORECARD - CPA
Report Quarter: Q4 FY2020



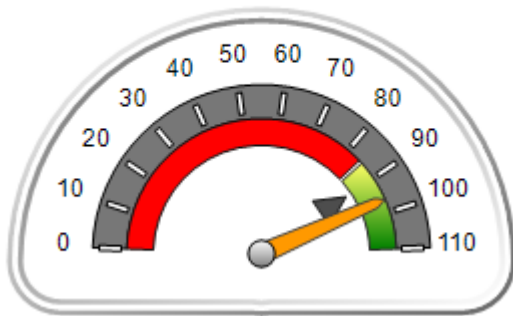
Provider/Program Name: Mentor Network - Mentor Savannah (742) - CPA

| 529 Stephenson Ave, Savannah, GA 31405 | Quarterly Scores (Grades) | | Current Quarter Score (Grade) |
|--|---------------------------------------|---------------------------------|------------------------------------|
| Phone: 912-354-8990 | Q1: 93.82 (A-) | Q2: 95.29 (A) | 96.39% (A) |
| Vendor ID# 35494 | Q3: 84.93 (B) | Q4: 96.39 (A) | |
| # New Foster Homes During Quarter: 4 | # Children in Care During Quarter: 52 | # Placements During Quarter: 52 | # Children in Care On Last Day: 46 |

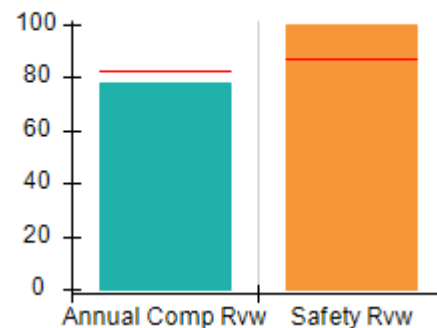
Quarterly Provider Comparisons to All CPAs

▼ — indicates average for all CPAs

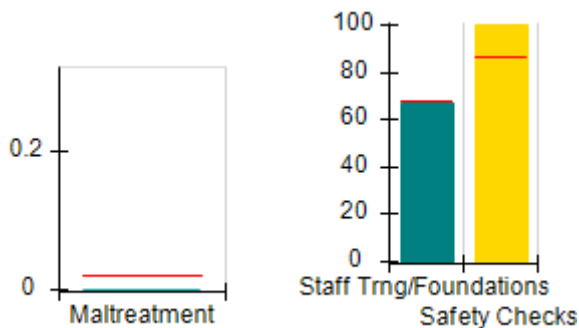
Overall Score (%)



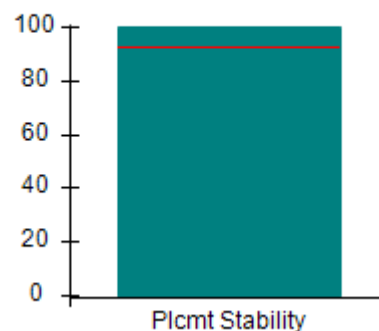
OPM Monitoring Reviews (%)



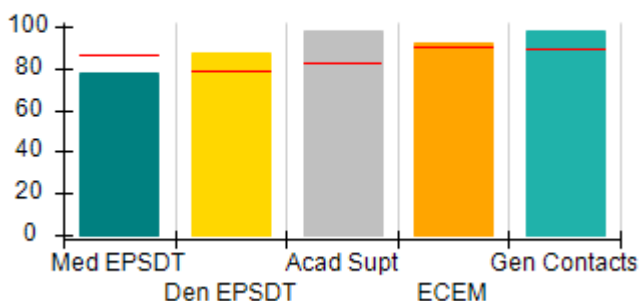
Safety Outcomes (%)



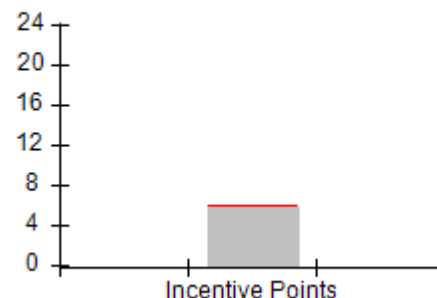
Permanency Outcomes (%)



Well-Being Outcomes (%)



Incentives Earned (Points)





DHS, DFCS, Office of Provider Management
Performance-Based Placement Measures
RBWO Provider GA+SCORECARD - CPA
 Report Quarter: Q4 FY2020



Provider/Program Name: Mentor Network - Mentor Savannah (742) - CPA

| | | | |
|--|---------------------------------------|---------------------------------|------------------------------------|
| 529 Stephenson Ave, Savannah, GA 31405 | Quarterly Scores (Grades) | | Current Quarter Score (Grade) |
| Phone: 912-354-8990 | Q1: 93.82 (A-) | Q2: 95.29 (A) | 96.39% (A) |
| Vendor ID# 35494 | Q3: 84.93 (B) | Q4: 96.39 (A) | |
| # New Foster Homes During Quarter: 4 | # Children in Care During Quarter: 52 | # Placements During Quarter: 52 | # Children in Care On Last Day: 46 |

| | Avg Performance All CPAs (%) | Provider Performance (%)* | Possible Points (Weight) | Provider Points Earned |
|--|------------------------------|---------------------------|--------------------------|------------------------|
|--|------------------------------|---------------------------|--------------------------|------------------------|

OPM Monitoring Reviews

| | | | | |
|------------------------------|-----|------|-----------|--------------|
| Annual Comprehensive Reviews | 82% | 78% | 25 | 19.48 |
| Safety Reviews | 87% | 100% | 15 | 15.00 |
| Monitoring Sub-Total | | | 40 | 34.48 |

CPA Safety Outcomes

| | | | | |
|---------------------------|-------|--------------------------|-----------|--------------|
| Incidence of Maltreatment | 0.02% | No Substantiated Reports | 10 | 10.00 |
| Staff Training | 67% | 67% | 5 | 3.35 |
| Staff Safety Checks | 86% | 100% | 5 | 5.00 |
| Safety Sub-Total | | | 20 | 18.35 |

CPA Permanency Outcomes

| | | | | |
|-----------------------------|-----|------|-----------|--------------|
| Placement Stability | 93% | 100% | 15 | 15.00 |
| Permanency Sub-Total | | | 15 | 15.00 |

CPA Well-Being Outcomes

| | | | | |
|--------------------------------|-----|-----|------------|--------------|
| EPSDT Medical Visits | 86% | 78% | 4 | 3.12 |
| EPSDT Dental Visits | 79% | 87% | 4 | 3.48 |
| Academic Supports | 82% | 98% | 3 | 2.94 |
| Provider ECEM Visits | 90% | 92% | 7 | 6.44 |
| Provider General Contacts | 89% | 98% | 7 | 6.86 |
| Placements with Siblings | 68% | 80% | Not Scored | Not Scored |
| Placements within Legal County | 18% | 0% | Not Scored | Not Scored |
| Well-Being Sub-Total | | | 25 | 22.84 |

*Performance calculation descriptions can be found in the FY 2019 RBWO PBP Measurements and Standards Guide.

| | |
|---|-----------------------------|
| Monitoring & Outcomes: Possible Points = 100 | Points Earned: 90.67 |
| Score Before Incentives Credit | 90.67% |
| Incentives Awarded | 5.72 pts |
| PBP Verification | N/A pts |
| Total Score | 96.39% |



DHS, DFCS, Office of Provider Management
Performance-Based Placement Measures
RBWO Provider GA+SCORECARD - CPA
Report Quarter: Q4 FY2020



Provider/Program Name: Mentor Network - Mentor Savannah (742) - CPA

| # New Foster Homes During Quarter: 4 | | # Children in Care During Quarter: 52 | # Placements During Quarter: 52 | # Children in Care On Last Day: 46 |
|---|------------------------------|---------------------------------------|---------------------------------|------------------------------------|
| CPA Incentive Credits | Avg Performance All CPAs (%) | Provider Performance (%)* | Possible Points (Weight) | Provider Points Earned |
| Early EPSDT Medical Visits | | 0% | 2 | 0.00 |
| Early EPSDT Dental Visits | | 30% | 2 | 0.60 |
| Permanency Contacts | | 0% | 5 | 0.00 |
| Additional Academic Supports | | 56% | 2 | 1.12 |
| HS Grad/GED/Prof or Trade Certificate/College | | N/A | 10/5/5/1 | |
| EYSS Agreement | | Not Eligible | 5 | |
| Community Connections | | 0% | 4 | 0.00 |
| Foster Hm Retention Rate (threshold = 90) | | 75% | 2 | 0.00 |
| Foster Hm Recruitment (threshold = 100) | | 100% | 2 | 2.00 |
| Active Agency Accreditation | | 50% | 4 | 2.00 |
| Staff Clinical Licensure | | 0% | 5 | 0.00 |
| Incentives Total | 5.87 | | | 5.72 |
| Maximum total combined incentive credit allowed is 10 points. | | | Incentives Awarded | 5.72 |

*Performance calculation descriptions can be found in the FY 2019 RBWO PBP Measurements and Standards Guide.

Child Protective Services Investigations and Dispositions

The following investigations data, which is not used for scoring but is considered significant to a provider's performance, is from Georgia SHINES and is not considered final or complete until the end of the fiscal year.

| | | |
|-----------------------------------|---|--|
| Total Reports: | 0 | |
| Number Screened In: | 0 | |
| Number Screened Out: | 0 | |
| Number Substantiated: | 0 | |
| Number Unsubstantiated: | 0 | |
| Number Active CPS Investigations: | 0 | |




DHS, DFCS, Office of Provider Management
Performance-Based Placement Measures
RBWO Provider GA+SCORECARD - CPA
Report Quarter: Q4 FY2020

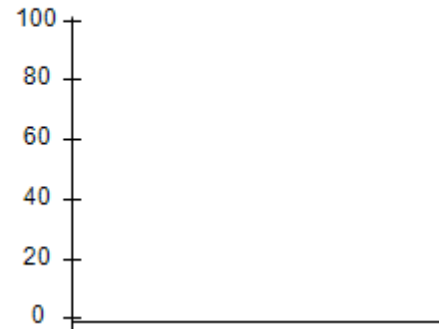


▼ — indicates average for all CPAs

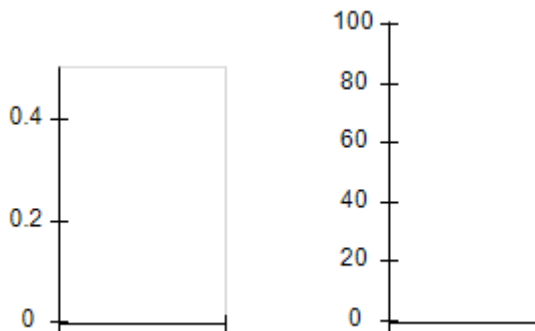
Overall Score (%)



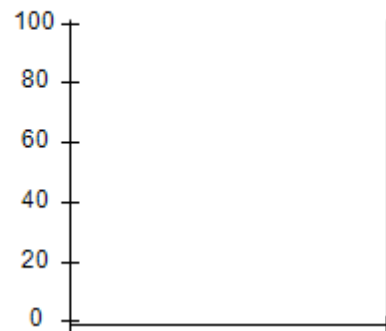
OPM Monitoring Reviews (%)



Safety Outcomes (%)



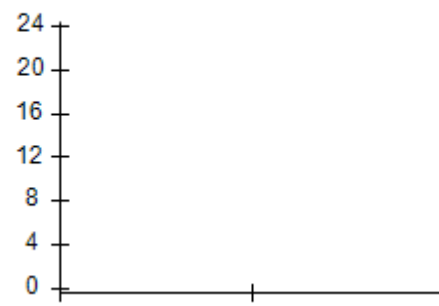
Permanency Outcomes (%)



Well-Being Outcomes (%)



Incentives Earned (Points)





DHS, DFCS, Office of Provider Management

Performance-Based Placement Measures

RBWO Provider GA+SCORECARD - CPA



Report Quarter: Q4 FY2020

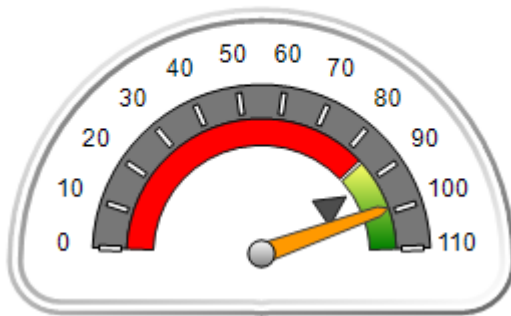
Provider/Program Name: Meritan, Inc. d/b/a Meritan Stepping Stones - Macon (682) - CPA

| 920A N Tennessee St., Macon, GA 31210 | Quarterly Scores (Grades) | | Current Quarter Score (Grade) |
|---------------------------------------|---------------------------------------|---------------------------------|------------------------------------|
| Phone: 478-474-8552 | Q1: 97.46 (A+) | Q2: 95.38 (A) | 98.94% (A+) |
| Vendor ID# 35385 | Q3: 95.05 (A) | Q4: 98.94 (A+) | |
| # New Foster Homes During Quarter: 1 | # Children in Care During Quarter: 53 | # Placements During Quarter: 54 | # Children in Care On Last Day: 49 |

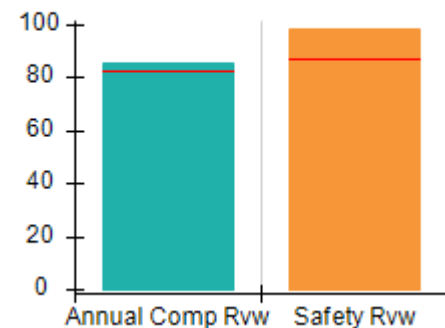
Quarterly Provider Comparisons to All CPAs

▼ — indicates average for all CPAs

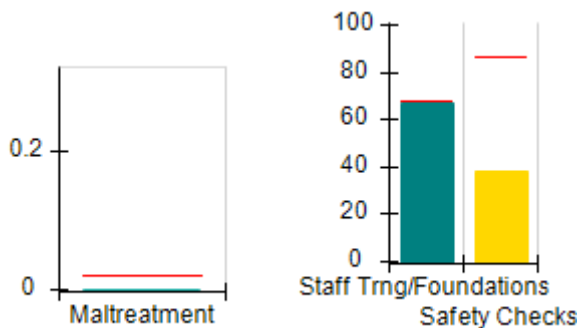
Overall Score (%)



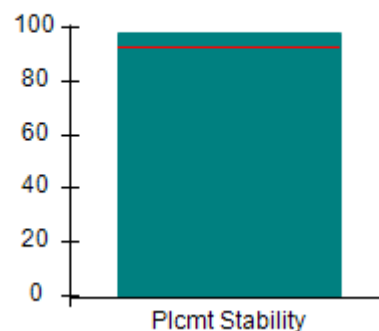
OPM Monitoring Reviews (%)



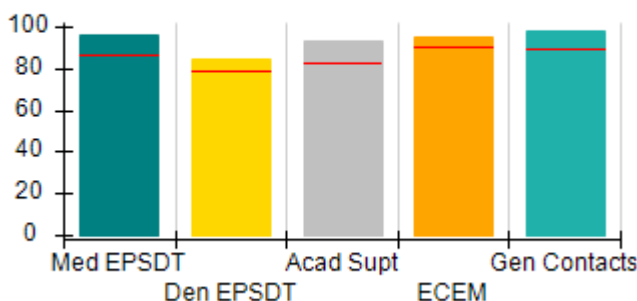
Safety Outcomes (%)



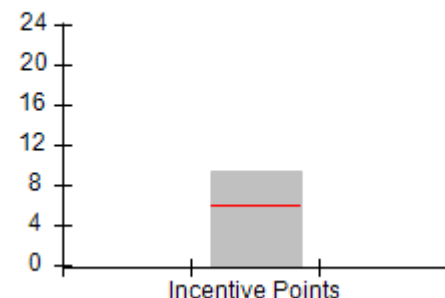
Permanency Outcomes (%)



Well-Being Outcomes (%)



Incentives Earned (Points)





DHS, DFCS, Office of Provider Management
Performance-Based Placement Measures
RBWO Provider GA+SCORECARD - CPA
 Report Quarter: Q4 FY2020



Provider/Program Name: Meritan, Inc. d/b/a Meritan Stepping Stones - Macon (682) - CPA

| | | | |
|---------------------------------------|---------------------------|----------------|-------------------------------|
| 920A N Tennessee St., Macon, GA 31210 | Quarterly Scores (Grades) | | Current Quarter Score (Grade) |
| Phone: 478-474-8552 | Q1: 97.46 (A+) | Q2: 95.38 (A) | 98.94% (A+) |
| Vendor ID# 35385 | Q3: 95.05 (A) | Q4: 98.94 (A+) | |

| | | | |
|--------------------------------------|---------------------------------------|---------------------------------|------------------------------------|
| # New Foster Homes During Quarter: 1 | # Children in Care During Quarter: 53 | # Placements During Quarter: 54 | # Children in Care On Last Day: 49 |
|--------------------------------------|---------------------------------------|---------------------------------|------------------------------------|

| | Avg Performance All CPAs (%) | Provider Performance (%)* | Possible Points (Weight) | Provider Points Earned |
|--|------------------------------|---------------------------|--------------------------|------------------------|
|--|------------------------------|---------------------------|--------------------------|------------------------|

OPM Monitoring Reviews

| | | | | |
|------------------------------|-----|-----|-----------|--------------|
| Annual Comprehensive Reviews | 82% | 85% | 25 | 21.32 |
| Safety Reviews | 87% | 98% | 15 | 14.75 |
| Monitoring Sub-Total | | | 40 | 36.07 |

CPA Safety Outcomes

| | | | | |
|---------------------------|-------|--------------------------|-----------|--------------|
| Incidence of Maltreatment | 0.02% | No Substantiated Reports | 10 | 10.00 |
| Staff Training | 67% | 67% | 5 | 3.35 |
| Staff Safety Checks | 86% | 38% | 5 | 1.90 |
| Safety Sub-Total | | | 20 | 15.25 |

CPA Permanency Outcomes

| | | | | |
|-----------------------------|-----|-----|-----------|--------------|
| Placement Stability | 93% | 98% | 15 | 14.70 |
| Permanency Sub-Total | | | 15 | 14.70 |

CPA Well-Being Outcomes

| | | | | |
|--------------------------------|-----|-----|------------|--------------|
| EPSDT Medical Visits | 86% | 96% | 4 | 3.84 |
| EPSDT Dental Visits | 79% | 84% | 4 | 3.36 |
| Academic Supports | 82% | 93% | 3 | 2.79 |
| Provider ECEM Visits | 90% | 95% | 7 | 6.65 |
| Provider General Contacts | 89% | 98% | 7 | 6.86 |
| Placements with Siblings | 68% | 48% | Not Scored | Not Scored |
| Placements within Legal County | 18% | 0% | Not Scored | Not Scored |
| Well-Being Sub-Total | | | 25 | 23.50 |

*Performance calculation descriptions can be found in the FY 2019 RBWO PBP Measurements and Standards Guide.

| | |
|---|-----------------------------|
| Monitoring & Outcomes: Possible Points = 100 | Points Earned: 89.52 |
| Score Before Incentives Credit | 89.52% |
| Incentives Awarded | 9.42 pts |
| PBP Verification | N/A pts |
| Total Score | 98.94% |



DHS, DFCS, Office of Provider Management
Performance-Based Placement Measures
RBWO Provider GA+SCORECARD - CPA
Report Quarter: Q4 FY2020



Provider/Program Name: Meritan, Inc. d/b/a Meritan Stepping Stones - Macon (682) - CPA

| # New Foster Homes During Quarter: 1 | | # Children in Care During Quarter: 53 | # Placements During Quarter: 54 | # Children in Care On Last Day: 49 |
|---|------------------------------|---------------------------------------|---------------------------------|------------------------------------|
| CPA Incentive Credits | Avg Performance All CPAs (%) | Provider Performance (%)* | Possible Points (Weight) | Provider Points Earned |
| Early EPSDT Medical Visits | | 80% | 2 | 1.60 |
| Early EPSDT Dental Visits | | 41% | 2 | 0.82 |
| Permanency Contacts | | 0% | 5 | 0.00 |
| Additional Academic Supports | | 0% | 2 | 0.00 |
| HS Grad/GED/Prof or Trade Certificate/College | | N/A | 10/5/5/1 | |
| EYSS Agreement | | 100% | 5 | 5.00 |
| Community Connections | | 0% | 4 | 0.00 |
| Foster Hm Retention Rate (threshold = 90) | | 75% | 2 | 0.00 |
| Foster Hm Recruitment (threshold = 100) | | 25% | 2 | 0.00 |
| Active Agency Accreditation | | 50% | 4 | 2.00 |
| Staff Clinical Licensure | | 0% | 5 | 0.00 |
| Incentives Total | 5.87 | | | 9.42 |
| Maximum total combined incentive credit allowed is 10 points. | | | Incentives Awarded | 9.42 |

*Performance calculation descriptions can be found in the FY 2019 RBWO PBP Measurements and Standards Guide.

Child Protective Services Investigations and Dispositions

The following investigations data, which is not used for scoring but is considered significant to a provider's performance, is from Georgia SHINES and is not considered final or complete until the end of the fiscal year.

| | |
|-----------------------------------|---|
| Total Reports: | 1 |
| Number Screened In: | 0 |
| Number Screened Out: | 1 |
| Number Substantiated: | 0 |
| Number Unsubstantiated: | 0 |
| Number Active CPS Investigations: | 0 |



DHS, DFCS, Office of Provider Management
Performance-Based Placement Measures
RBWO Provider GA+SCORECARD - CPA
 Report Quarter: Q4 FY2020

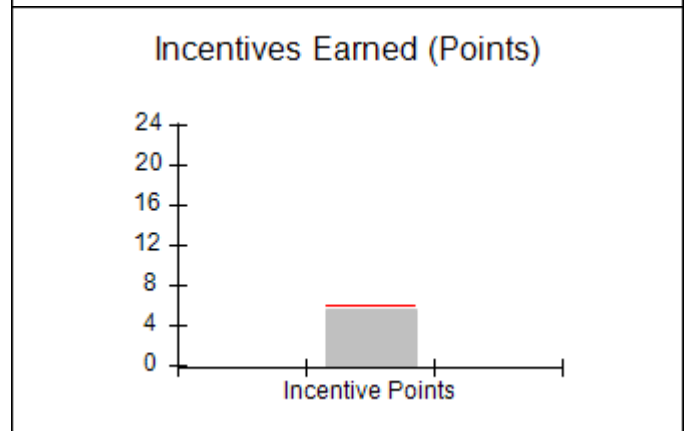
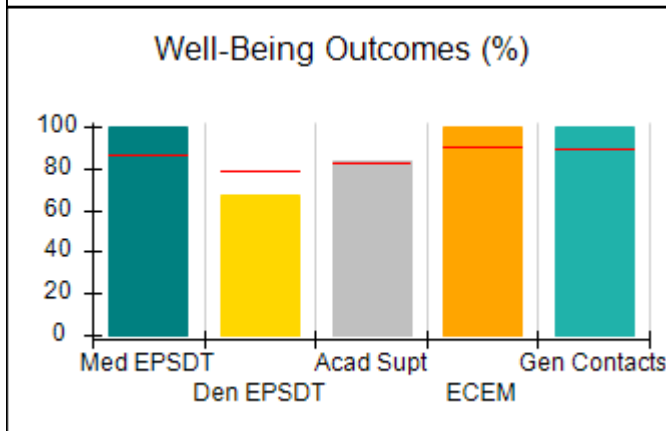
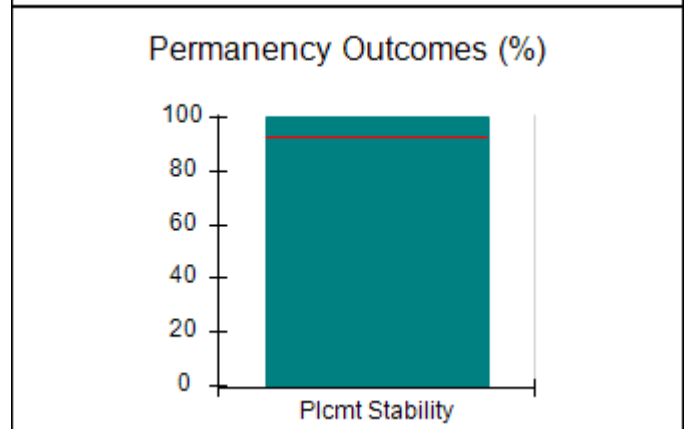
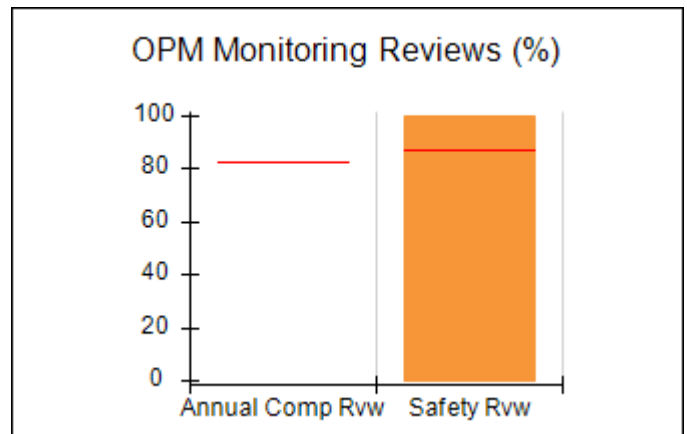
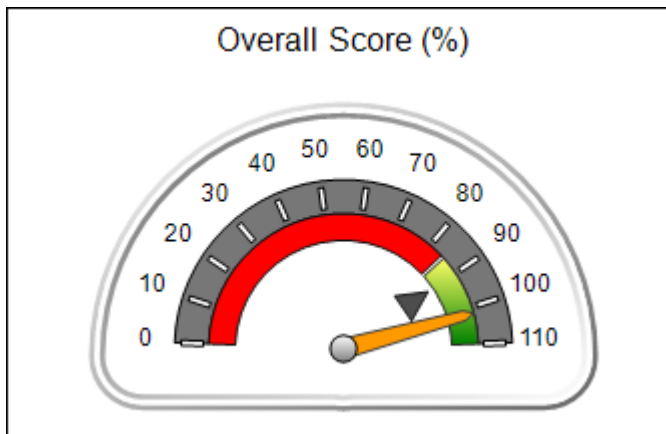


Provider/Program Name: Methodist Home for Children & Youth - Americus II (5362) - CPA

| | | | |
|--|--------------------------------------|--------------------------------|-----------------------------------|
| 102 Mill Creek Rd., Americus, GA 31709 | Quarterly Scores (Grades) | | Current Quarter Score (Grade) |
| Phone: 229-944-2092 | Q1: 104.50 (A+) | Q2: 96.77 (A) | 101.73% (A+) |
| Vendor ID# 160032 | Q3: 103.83 (A+) | Q4: 101.73 (A+) | |
| # New Foster Homes During Quarter: 0 | # Children in Care During Quarter: 4 | # Placements During Quarter: 4 | # Children in Care On Last Day: 4 |

Quarterly Provider Comparisons to All CPAs

▼ — indicates average for all CPAs





DHS, DFCS, Office of Provider Management
Performance-Based Placement Measures
RBWO Provider GA+SCORECARD - CPA
 Report Quarter: Q4 FY2020



Provider/Program Name: Methodist Home for Children & Youth - Americus II (5362) - CPA

| | | | |
|--|---------------------------|-----------------|-------------------------------|
| 102 Mill Creek Rd., Americus, GA 31709 | Quarterly Scores (Grades) | | Current Quarter Score (Grade) |
| Phone: 229-944-2092 | Q1: 104.50 (A+) | Q2: 96.77 (A) | 101.73% (A+) |
| Vendor ID# 160032 | Q3: 103.83 (A+) | Q4: 101.73 (A+) | |

| | | | |
|--------------------------------------|--------------------------------------|--------------------------------|-----------------------------------|
| # New Foster Homes During Quarter: 0 | # Children in Care During Quarter: 4 | # Placements During Quarter: 4 | # Children in Care On Last Day: 4 |
|--------------------------------------|--------------------------------------|--------------------------------|-----------------------------------|

| | Avg Performance All CPAs (%) | Provider Performance (%)* | Possible Points (Weight) | Provider Points Earned |
|--|------------------------------|---------------------------|--------------------------|------------------------|
|--|------------------------------|---------------------------|--------------------------|------------------------|

OPM Monitoring Reviews

| | | | | |
|------------------------------|-----|-------------------|-----------|--------------|
| Annual Comprehensive Reviews | 82% | Not Yet Conducted | | |
| Safety Reviews | 87% | 100% | 15 | 15.00 |
| Monitoring Sub-Total | | | 15 | 15.00 |

CPA Safety Outcomes

| | | | | |
|---------------------------|-------|--------------------------|-----------|--------------|
| Incidence of Maltreatment | 0.02% | No Substantiated Reports | 10 | 10.00 |
| Staff Training | 67% | 80% | 5 | 4.00 |
| Staff Safety Checks | 86% | 100% | 5 | 5.00 |
| Safety Sub-Total | | | 20 | 19.00 |

CPA Permanency Outcomes

| | | | | |
|-----------------------------|-----|------|-----------|--------------|
| Placement Stability | 93% | 100% | 15 | 15.00 |
| Permanency Sub-Total | | | 15 | 15.00 |

CPA Well-Being Outcomes

| | | | | |
|--------------------------------|-----|------|------------|--------------|
| EPSDT Medical Visits | 86% | 100% | 4 | 4.00 |
| EPSDT Dental Visits | 79% | 67% | 4 | 2.68 |
| Academic Supports | 82% | 83% | 3 | 2.49 |
| Provider ECEM Visits | 90% | 100% | 7 | 7.00 |
| Provider General Contacts | 89% | 100% | 7 | 7.00 |
| Placements with Siblings | 68% | 100% | Not Scored | Not Scored |
| Placements within Legal County | 18% | 0% | Not Scored | Not Scored |
| Well-Being Sub-Total | | | 25 | 23.17 |

*Performance calculation descriptions can be found in the FY 2019 RBWO PBP Measurements and Standards Guide.

| | |
|--|-----------------------------|
| Monitoring & Outcomes: Possible Points = 75 | Points Earned: 72.17 |
| Score Before Incentives Credit | 96.23% |
| Incentives Awarded | 5.50 pts |
| PBP Verification | N/A pts |
| Total Score | 101.73% |



DHS, DFCS, Office of Provider Management
Performance-Based Placement Measures
RBWO Provider GA+SCORECARD - CPA
Report Quarter: Q4 FY2020



Provider/Program Name: Methodist Home for Children & Youth - Americus II (5362) - CPA

| # New Foster Homes During Quarter: 0 | | # Children in Care During Quarter: 4 | # Placements During Quarter: 4 | # Children in Care On Last Day: 4 |
|---|------------------------------|--------------------------------------|--------------------------------|-----------------------------------|
| CPA Incentive Credits | Avg Performance All CPAs (%) | Provider Performance (%)* | Possible Points (Weight) | Provider Points Earned |
| Early EPSDT Medical Visits | | 100% | 2 | 2.00 |
| Early EPSDT Dental Visits | | 0% | 2 | 0.00 |
| Permanency Contacts | | 0% | 5 | 0.00 |
| Additional Academic Supports | | 50% | 2 | 1.00 |
| HS Grad/GED/Prof or Trade Certificate/College | | N/A | 10/5/5/1 | |
| EYSS Agreement | | Not Eligible | 5 | |
| Community Connections | | 0% | 4 | 0.00 |
| Foster Hm Retention Rate (threshold = 90) | | 50% | 2 | 0.00 |
| Foster Hm Recruitment (threshold = 100) | | 0% | 2 | 0.00 |
| Active Agency Accreditation | | 50% | 4 | 2.00 |
| Staff Clinical Licensure | | 10% | 5 | 0.50 |
| Incentives Total | 5.87 | | | 5.50 |
| Maximum total combined incentive credit allowed is 10 points. | | | Incentives Awarded | 5.50 |

*Performance calculation descriptions can be found in the FY 2019 RBWO PBP Measurements and Standards Guide.

Child Protective Services Investigations and Dispositions

The following investigations data, which is not used for scoring but is considered significant to a provider's performance, is from Georgia SHINES and is not considered final or complete until the end of the fiscal year.

| | | |
|-----------------------------------|---|--|
| Total Reports: | 0 | |
| Number Screened In: | 0 | |
| Number Screened Out: | 0 | |
| Number Substantiated: | 0 | |
| Number Unsubstantiated: | 0 | |
| Number Active CPS Investigations: | 0 | |



DHS, DFCS, Office of Provider Management
Performance-Based Placement Measures
RBWO Provider GA+SCORECARD - CPA



Report Quarter: Q4 FY2020

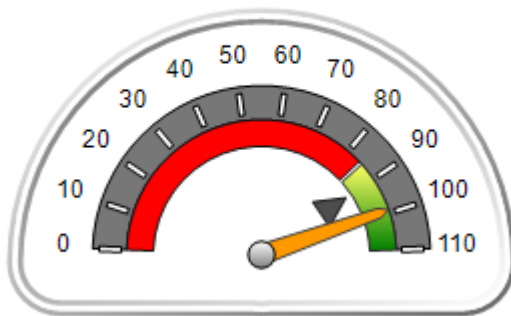
Provider/Program Name: Methodist Home for Children & Youth - Macon - CPA
Administrative Site (748) - CPA

| 304 Pierce Avenue, Macon, GA 31204 | Quarterly Scores (Grades) | | Current Quarter Score (Grade) |
|--------------------------------------|---------------------------------------|---------------------------------|------------------------------------|
| Phone: 478-751-2800 | Q1: 105.77 (A+) | Q2: 101.65 (A+) | 99.13% (A+) |
| Vendor ID# 35464 | Q3: 103.03 (A+) | Q4: 99.13 (A+) | |
| # New Foster Homes During Quarter: 0 | # Children in Care During Quarter: 14 | # Placements During Quarter: 14 | # Children in Care On Last Day: 14 |

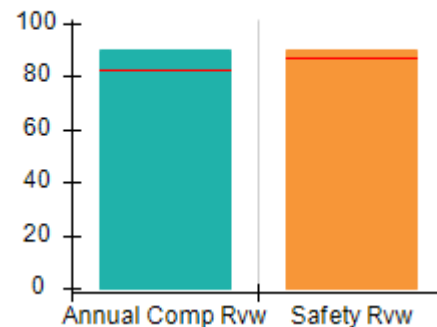
Quarterly Provider Comparisons to All CPAs

▼ — indicates average for all CPAs

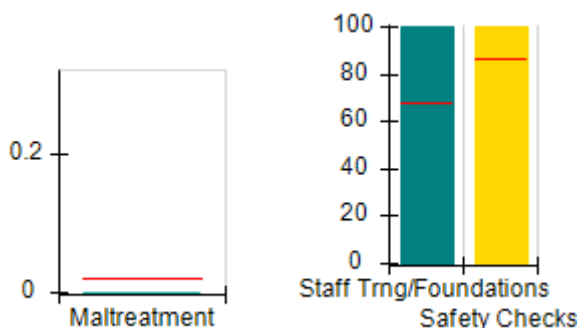
Overall Score (%)



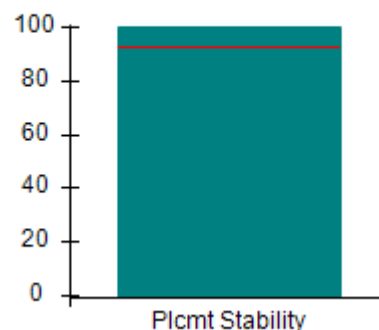
OPM Monitoring Reviews (%)



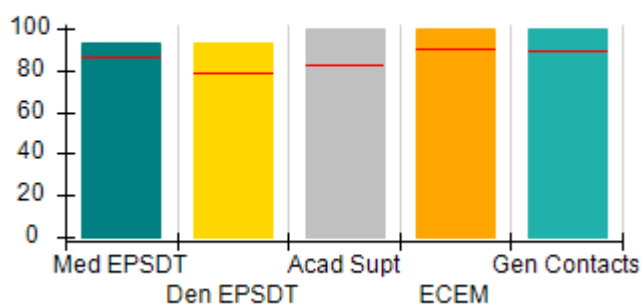
Safety Outcomes (%)



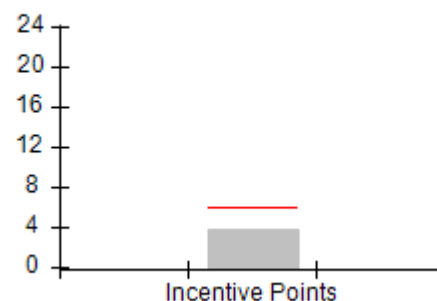
Permanency Outcomes (%)



Well-Being Outcomes (%)



Incentives Earned (Points)





Performance-Based Placement Measures RBWO Provider GA+SCORECARD - CPA

Report Quarter: Q4 FY2020

| | | | | |
|--|------------------------------|---------------------------------------|---------------------------------|------------------------------------|
| Provider/Program Name: Methodist Home for Children & Youth - Macon - CPA | | | | |
| Administrative Site (748) - CPA | | | | |
| 304 Pierce Avenue, Macon, GA 31204 | | Quarterly Scores (Grades) | | Current Quarter Score (Grade) |
| Phone: 478-751-2800 | | Q1: 105.77 (A+) | Q2: 101.65 (A+) | 99.13% (A+) |
| Vendor ID# 35464 | | Q3: 103.03 (A+) | Q4: 99.13 (A+) | |
| # New Foster Homes During Quarter: 0 | | # Children in Care During Quarter: 14 | # Placements During Quarter: 14 | # Children in Care On Last Day: 14 |
| | Avg Performance All CPAs (%) | Provider Performance (%)* | Possible Points (Weight) | Provider Points Earned |
| OPM Monitoring Reviews | | | | |
| Annual Comprehensive Reviews | 82% | 90% | 25 | 22.43 |
| Safety Reviews | 87% | 90% | 15 | 13.50 |
| Monitoring Sub-Total | | | 40 | 35.93 |
| CPA Safety Outcomes | | | | |
| Incidence of Maltreatment | 0.02% | No Substantiated Reports | 10 | 10.00 |
| Staff Training | 67% | 100% | 5 | 5.00 |
| Staff Safety Checks | 86% | 100% | 5 | 5.00 |
| Safety Sub-Total | | | 20 | 20.00 |
| CPA Permanency Outcomes | | | | |
| Placement Stability | 93% | 100% | 15 | 15.00 |
| Permanency Sub-Total | | | 15 | 15.00 |
| CPA Well-Being Outcomes | | | | |
| EPSDT Medical Visits | 86% | 93% | 4 | 3.72 |
| EPSDT Dental Visits | 79% | 93% | 4 | 3.72 |
| Academic Supports | 82% | 100% | 3 | 3.00 |
| Provider ECEM Visits | 90% | 100% | 7 | 7.00 |
| Provider General Contacts | 89% | 100% | 7 | 7.00 |
| Placements with Siblings | 68% | 97% | Not Scored | Not Scored |
| Placements within Legal County | 18% | Not Eligible | Not Scored | Not Scored |
| Well-Being Sub-Total | | | 25 | 24.44 |
| *Performance calculation descriptions can be found in the FY 2019 RBWO PBP Measurements and Standards Guide. | | | | |
| Monitoring & Outcomes: Possible Points = 100 | | | Points Earned: 95.37 | |
| Score Before Incentives Credit | | | 95.37% | |
| Incentives Awarded | | | 3.76 pts | |
| PBP Verification | | | N/A pts | |
| Total Score | | | 99.13% | |



DHS, DFCS, Office of Provider Management
Performance-Based Placement Measures
RBWO Provider GA+SCORECARD - CPA



Report Quarter: Q4 FY2020

Provider/Program Name: Methodist Home for Children & Youth - Macon - CPA
Administrative Site (748) - CPA

| # New Foster Homes During Quarter: 0 | | # Children in Care During Quarter: 14 | # Placements During Quarter: 14 | # Children in Care On Last Day: 14 |
|---|------------------------------|---------------------------------------|---------------------------------|------------------------------------|
| CPA Incentive Credits | Avg Performance All CPAs (%) | Provider Performance (%)* | Possible Points (Weight) | Provider Points Earned |
| Early EPSDT Medical Visits | | 0% | 2 | 0.00 |
| Early EPSDT Dental Visits | | 50% | 2 | 1.00 |
| Permanency Contacts | | 0% | 5 | 0.00 |
| Additional Academic Supports | | 13% | 2 | 0.26 |
| HS Grad/GED/Prof or Trade Certificate/College | | N/A | 10/5/5/1 | |
| EYSS Agreement | | Not Eligible | 5 | |
| Community Connections | | 0% | 4 | 0.00 |
| Foster Hm Retention Rate (threshold = 90) | | 75% | 2 | 0.00 |
| Foster Hm Recruitment (threshold = 100) | | 50% | 2 | 0.00 |
| Active Agency Accreditation | | 50% | 4 | 2.00 |
| Staff Clinical Licensure | | 10% | 5 | 0.50 |
| Incentives Total | 5.87 | | | 3.76 |
| Maximum total combined incentive credit allowed is 10 points. | | | Incentives Awarded | 3.76 |

*Performance calculation descriptions can be found in the FY 2019 RBWO PBP Measurements and Standards Guide.

Child Protective Services Investigations and Dispositions

The following investigations data, which is not used for scoring but is considered significant to a provider's performance, is from Georgia SHINES and is not considered final or complete until the end of the fiscal year.

| | |
|-----------------------------------|---|
| Total Reports: | 0 |
| Number Screened In: | 0 |
| Number Screened Out: | 0 |
| Number Substantiated: | 0 |
| Number Unsubstantiated: | 0 |
| Number Active CPS Investigations: | 0 |



DHS, DFCS, Office of Provider Management
Performance-Based Placement Measures
RBWO Provider GA+SCORECARD - CPA



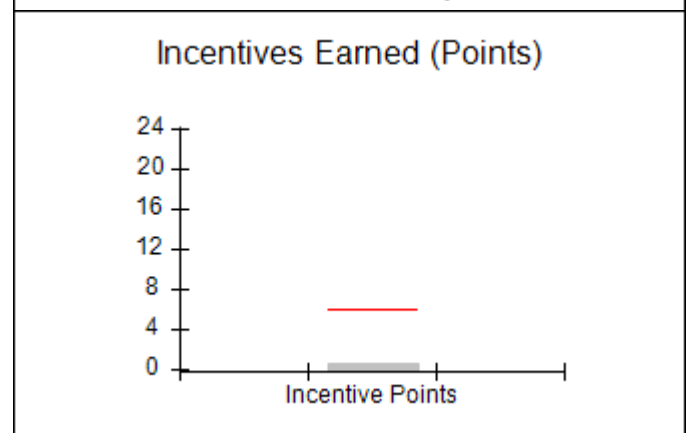
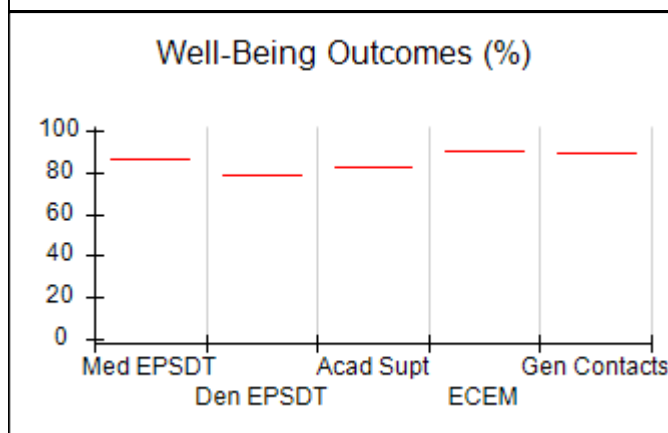
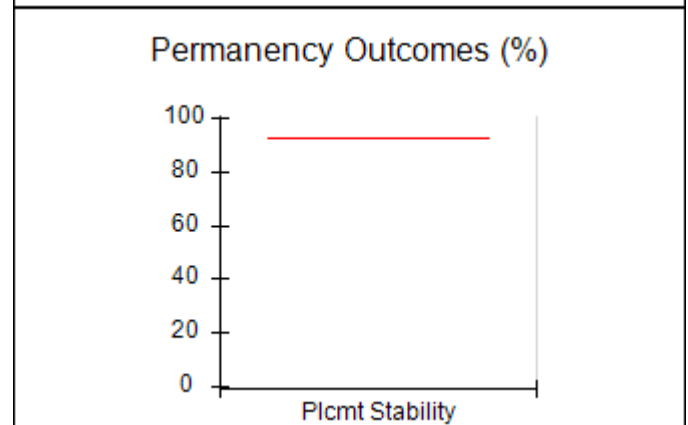
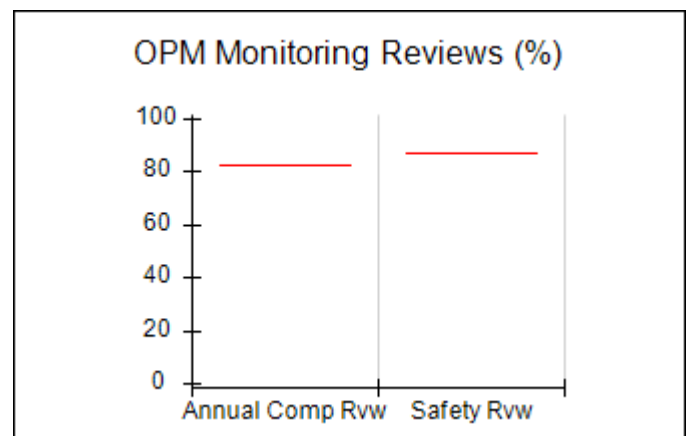
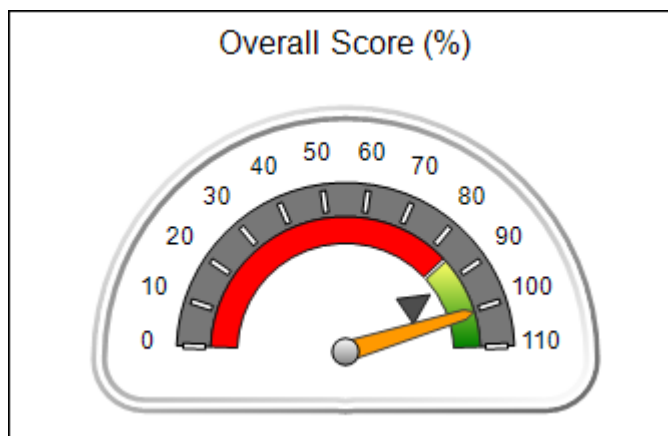
Report Quarter: Q4 FY2020

Provider/Program Name: Methodist Home for Children & Youth - St. Marys Region (942) - CPA

| 3296 Winding Rd, St. Marys, GA 31588 | Quarterly Scores (Grades) | | Current Quarter Score (Grade) |
|--------------------------------------|--------------------------------------|--------------------------------|-----------------------------------|
| Phone: 912 882-7770 | Q1: 102.50 (A+) | Q2: 100.50 (A+) | 100.50% (A+) |
| Vendor ID# 35460 | Q3: 100.50 (A+) | Q4: 100.50 (A+) | |
| # New Foster Homes During Quarter: 0 | # Children in Care During Quarter: 0 | # Placements During Quarter: 0 | # Children in Care On Last Day: 0 |

Quarterly Provider Comparisons to All CPAs

▼ — indicates average for all CPAs





DHS, DFCS, Office of Provider Management
Performance-Based Placement Measures
RBWO Provider GA+SCORECARD - CPA



Report Quarter: Q4 FY2020

Provider/Program Name: Methodist Home for Children & Youth - St. Marys Region (942) - CPA

| | | | | |
|--------------------------------------|------------------------------|--------------------------------------|--------------------------------|-----------------------------------|
| 3296 Winding Rd, St. Marys, GA 31588 | | Quarterly Scores (Grades) | | Current Quarter Score (Grade) |
| Phone: 912 882-7770 | | Q1: 102.50 (A+) | Q2: 100.50 (A+) | 100.50% (A+) |
| Vendor ID# 35460 | | Q3: 100.50 (A+) | Q4: 100.50 (A+) | |
| # New Foster Homes During Quarter: 0 | | # Children in Care During Quarter: 0 | # Placements During Quarter: 0 | # Children in Care On Last Day: 0 |
| | Avg Performance All CPAs (%) | Provider Performance (%)* | Possible Points (Weight) | Provider Points Earned |
| OPM Monitoring Reviews | | | | |
| Annual Comprehensive Reviews | 82% | Not Yet Conducted | | |
| Safety Reviews | 87% | Not Yet Conducted | | |
| Monitoring Sub-Total | | | | 0.00 |
| CPA Safety Outcomes | | | | |
| Incidence of Maltreatment | 0.02% | Not Eligible | | |
| Staff Training | 67% | 100% | 10 | 10.00 |
| Staff Safety Checks | 86% | 100% | 10 | 10.00 |
| Safety Sub-Total | | | 20 | 20.00 |
| CPA Permanency Outcomes | | | | |
| Placement Stability | 93% | Not Eligible | | |
| Permanency Sub-Total | | | N/A | |
| CPA Well-Being Outcomes | | | | |
| EPSDT Medical Visits | 86% | Not Eligible | | |
| EPSDT Dental Visits | 79% | Not Eligible | | |
| Academic Supports | 82% | Not Eligible | | |
| Provider ECEM Visits | 90% | Not Eligible | | |
| Provider General Contacts | 89% | Not Eligible | | |
| Placements with Siblings | 68% | Not Eligible | Not Scored | Not Scored |
| Placements within Legal County | 18% | Not Eligible | Not Scored | Not Scored |
| Well-Being Sub-Total | | | N/A | |

*Performance calculation descriptions can be found in the FY 2019 RBWO PBP Measurements and Standards Guide.

| | | | |
|--|--|-----------------------------|-----------------|
| Monitoring & Outcomes: Possible Points = 20 | | Points Earned: 20.00 | |
| Score Before Incentives Credit | | | 100.00% |
| Incentives Awarded | | | 0.50 pts |
| PBP Verification | | | N/A pts |
| Total Score | | | 100.50% |



DHS, DFCS, Office of Provider Management
Performance-Based Placement Measures
RBWO Provider GA+SCORECARD - CPA



Report Quarter: Q4 FY2020

Provider/Program Name: Methodist Home for Children & Youth - St. Marys Region (942) - CPA

| # New Foster Homes During Quarter: 0 | | # Children in Care During Quarter: 0 | # Placements During Quarter: 0 | # Children in Care On Last Day: 0 |
|---|------------------------------|--------------------------------------|--------------------------------|-----------------------------------|
| CPA Incentive Credits | Avg Performance All CPAs (%) | Provider Performance (%)* | Possible Points (Weight) | Provider Points Earned |
| Early EPSDT Medical Visits | | Not Eligible | 2 | |
| Early EPSDT Dental Visits | | Not Eligible | 2 | |
| Permanency Contacts | | None Planned | 5 | |
| Additional Academic Supports | | Not Eligible | 2 | |
| HS Grad/GED/Prof or Trade Certificate/College | | N/A | 10/5/5/1 | |
| EYSS Agreement | | Not Eligible | 5 | |
| Community Connections | | Not Eligible | 4 | |
| Foster Hm Retention Rate (threshold = 90) | | Not Eligible | 2 | 0.00 |
| Foster Hm Recruitment (threshold = 100) | | 0% | 2 | 0.00 |
| Active Agency Accreditation | | 0% | 4 | 0.00 |
| Staff Clinical Licensure | | 10% | 5 | 0.50 |
| Incentives Total | 5.87 | | | 0.50 |
| Maximum total combined incentive credit allowed is 10 points. | | | Incentives Awarded | 0.50 |

*Performance calculation descriptions can be found in the FY 2019 RBWO PBP Measurements and Standards Guide.

Child Protective Services Investigations and Dispositions

The following investigations data, which is not used for scoring but is considered significant to a provider's performance, is from Georgia SHINES and is not considered final or complete until the end of the fiscal year.

| | |
|-----------------------------------|---|
| Total Reports: | 0 |
| Number Screened In: | 0 |
| Number Screened Out: | 0 |
| Number Substantiated: | 0 |
| Number Unsubstantiated: | 0 |
| Number Active CPS Investigations: | 0 |



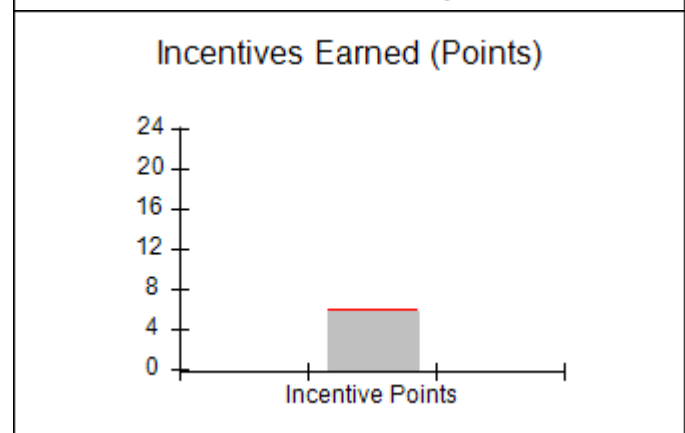
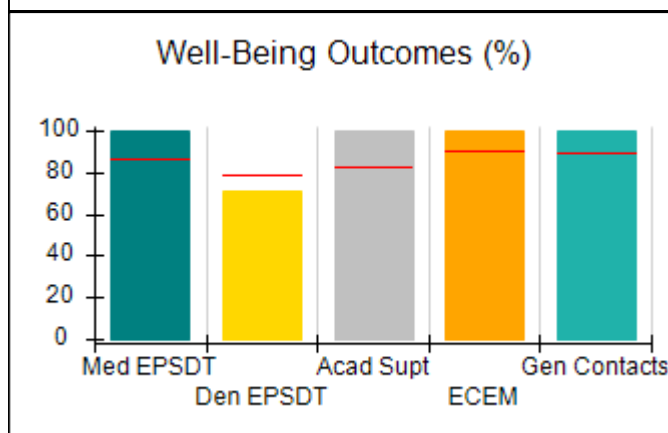
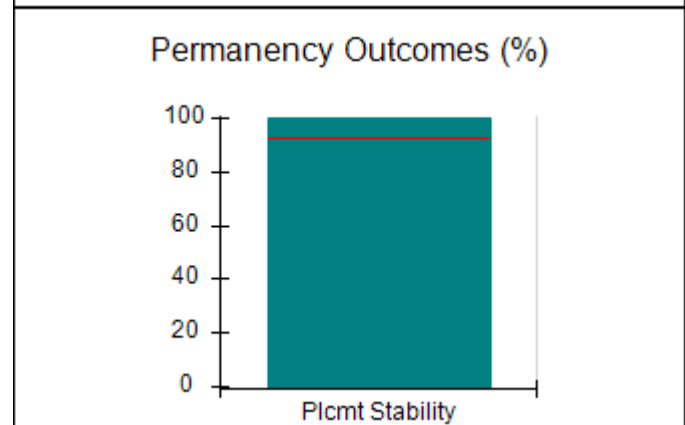
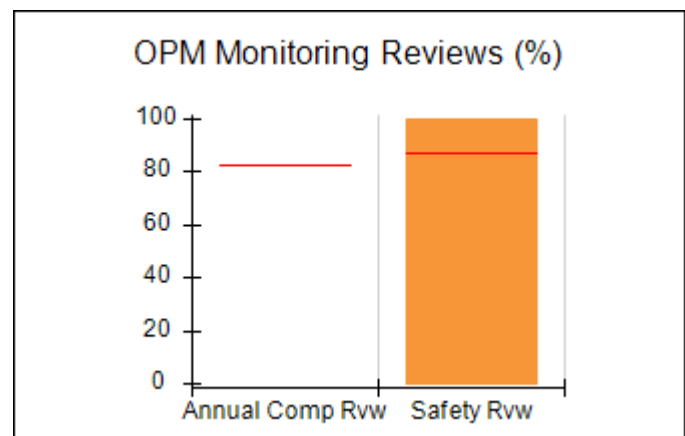
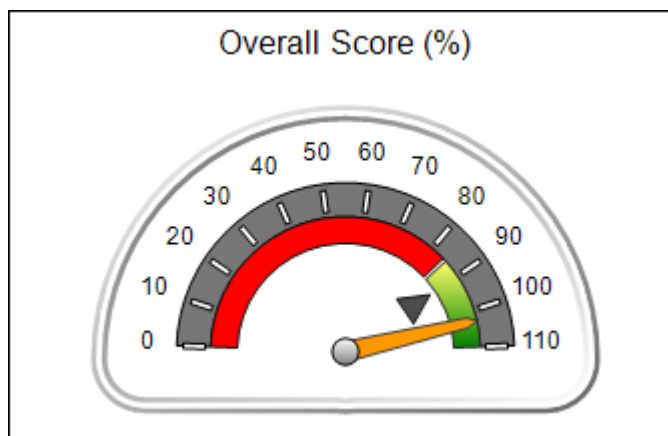
DHS, DFCS, Office of Provider Management
Performance-Based Placement Measures
RBWO Provider GA+SCORECARD - CPA



Report Quarter: Q4 FY2020

| Provider/Program Name: Methodist Home for Children & Youth - Waverly Hall (5357) - CPA | | | |
|--|--------------------------------------|--------------------------------|-----------------------------------|
| 9308 GA Hwy 85, Waverly Hall, GA 31831 | Quarterly Scores (Grades) | | Current Quarter Score (Grade) |
| Phone: 478-751-2808 | Q1: 98.21 (A+) | Q2: 96.83 (A) | 102.96% (A+) |
| Vendor ID# 160029 | Q3: 109.25 (A+) | Q4: 102.96 (A+) | |
| # New Foster Homes During Quarter: 0 | # Children in Care During Quarter: 9 | # Placements During Quarter: 9 | # Children in Care On Last Day: 9 |
| Quarterly Provider Comparisons to All CPAs | | | |

▼ — indicates average for all CPAs





DHS, DFCS, Office of Provider Management
Performance-Based Placement Measures
RBWO Provider GA+SCORECARD - CPA



Report Quarter: Q4 FY2020

| | | | | |
|--|------------------------------|--------------------------------------|--------------------------------|-----------------------------------|
| Provider/Program Name: Methodist Home for Children & Youth - Waverly Hall (5357) - CPA | | | | |
| 9308 GA Hwy 85, Waverly Hall, GA 31831 | | Quarterly Scores (Grades) | | Current Quarter Score (Grade) |
| Phone: 478-751-2808 | | Q1: 98.21 (A+) | Q2: 96.83 (A) | 102.96% (A+) |
| Vendor ID# 160029 | | Q3: 109.25 (A+) | Q4: 102.96 (A+) | |
| # New Foster Homes During Quarter: 0 | | # Children in Care During Quarter: 9 | # Placements During Quarter: 9 | # Children in Care On Last Day: 9 |
| | Avg Performance All CPAs (%) | Provider Performance (%)* | Possible Points (Weight) | Provider Points Earned |
| OPM Monitoring Reviews | | | | |
| Annual Comprehensive Reviews | 82% | Not Yet Conducted | | |
| Safety Reviews | 87% | 100% | 15 | 15.00 |
| Monitoring Sub-Total | | | 15 | 15.00 |
| CPA Safety Outcomes | | | | |
| Incidence of Maltreatment | 0.02% | No Substantiated Reports | 10 | 10.00 |
| Staff Training | 67% | 80% | 5 | 4.00 |
| Staff Safety Checks | 86% | 100% | 5 | 5.00 |
| Safety Sub-Total | | | 20 | 19.00 |
| CPA Permanency Outcomes | | | | |
| Placement Stability | 93% | 100% | 15 | 15.00 |
| Permanency Sub-Total | | | 15 | 15.00 |
| CPA Well-Being Outcomes | | | | |
| EPSDT Medical Visits | 86% | 100% | 4 | 4.00 |
| EPSDT Dental Visits | 79% | 71% | 4 | 2.84 |
| Academic Supports | 82% | 100% | 3 | 3.00 |
| Provider ECEM Visits | 90% | 100% | 7 | 7.00 |
| Provider General Contacts | 89% | 100% | 7 | 7.00 |
| Placements with Siblings | 68% | 100% | Not Scored | Not Scored |
| Placements within Legal County | 18% | 0% | Not Scored | Not Scored |
| Well-Being Sub-Total | | | 25 | 23.84 |
| *Performance calculation descriptions can be found in the FY 2019 RBWO PBP Measurements and Standards Guide. | | | | |
| Monitoring & Outcomes: Possible Points = 75 | | | Points Earned: 72.84 | |
| Score Before Incentives Credit | | | 97.12% | |
| Incentives Awarded | | | 5.84 pts | |
| PBP Verification | | | N/A pts | |
| Total Score | | | 102.96% | |



DHS, DFCS, Office of Provider Management
Performance-Based Placement Measures
RBWO Provider GA+SCORECARD - CPA



Report Quarter: Q4 FY2020

Provider/Program Name: Methodist Home for Children & Youth - Waverly Hall (5357) - CPA

| # New Foster Homes During Quarter: 0 | | # Children in Care During Quarter: 9 | # Placements During Quarter: 9 | # Children in Care On Last Day: 9 |
|---|------------------------------|--------------------------------------|--------------------------------|-----------------------------------|
| CPA Incentive Credits | Avg Performance All CPAs (%) | Provider Performance (%)* | Possible Points (Weight) | Provider Points Earned |
| Early EPSDT Medical Visits | | 100% | 2 | 2.00 |
| Early EPSDT Dental Visits | | 0% | 2 | 0.00 |
| Permanency Contacts | | None Planned | 5 | |
| Additional Academic Supports | | 67% | 2 | 1.34 |
| HS Grad/GED/Prof or Trade Certificate/College | | N/A | 10/5/5/1 | |
| EYSS Agreement | | Not Eligible | 5 | |
| Community Connections | | 0% | 4 | 0.00 |
| Foster Hm Retention Rate (threshold = 90) | | 75% | 2 | 0.00 |
| Foster Hm Recruitment (threshold = 100) | | 0% | 2 | 0.00 |
| Active Agency Accreditation | | 50% | 4 | 2.00 |
| Staff Clinical Licensure | | 10% | 5 | 0.50 |
| Incentives Total | 5.87 | | | 5.84 |
| Maximum total combined incentive credit allowed is 10 points. | | | Incentives Awarded | 5.84 |

*Performance calculation descriptions can be found in the FY 2019 RBWO PBP Measurements and Standards Guide.

Child Protective Services Investigations and Dispositions

The following investigations data, which is not used for scoring but is considered significant to a provider's performance, is from Georgia SHINES and is not considered final or complete until the end of the fiscal year.

| | |
|-----------------------------------|---|
| Total Reports: | 0 |
| Number Screened In: | 0 |
| Number Screened Out: | 0 |
| Number Substantiated: | 0 |
| Number Unsubstantiated: | 0 |
| Number Active CPS Investigations: | 0 |



Performance-Based Placement Measures

RBWO Provider GA+SCORECARD - CPA

Report Quarter: Q4 FY2020

Provider/Program Name: Morningstar Children and Family Services - Foster Care Services - Brunswick (765) - CPA

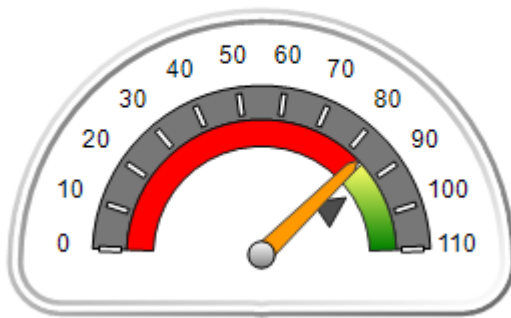
| 1 Youth Estate Drive, Brunswick, GA 31525 | Quarterly Scores (Grades) | | Current Quarter Score (Grade) |
|---|--------------------------------------|--------------------------------|-----------------------------------|
| Phone: 912-267-3701 | Q1: 90.27 (A-) | Q2: 91.18 (A-) | 83.60% (B-) |
| Vendor ID# 53071 | Q3: 87.96 (B+) | Q4: 83.60 (B-) | |
| # New Foster Homes During Quarter: 0 | # Children in Care During Quarter: 7 | # Placements During Quarter: 7 | # Children in Care On Last Day: 7 |

Quarterly Provider Comparisons to All CPAs

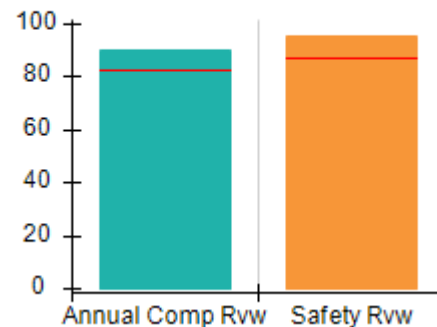


— indicates average for all CPAs

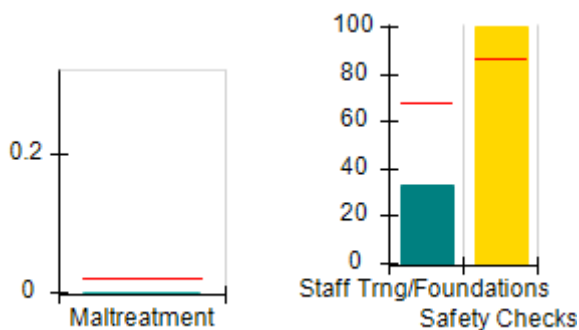
Overall Score (%)



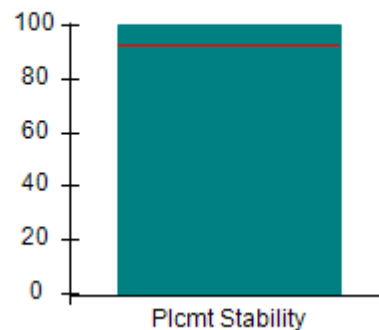
OPM Monitoring Reviews (%)



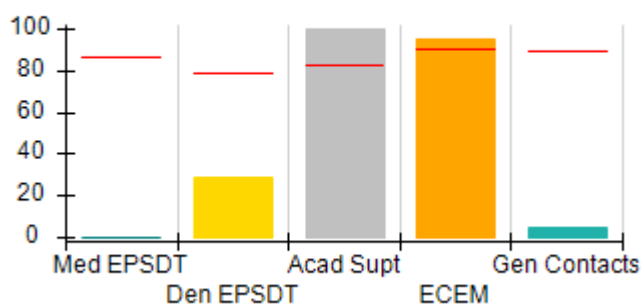
Safety Outcomes (%)



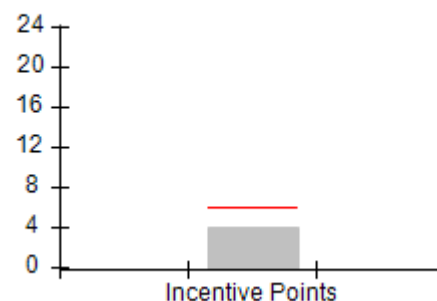
Permanency Outcomes (%)



Well-Being Outcomes (%)



Incentives Earned (Points)





Performance-Based Placement Measures

RBWO Provider GA+SCORECARD - CPA

Report Quarter: Q4 FY2020

| | | | | |
|---|-------------------------------------|--------------------------------------|---------------------------------|--------------------------------------|
| Provider/Program Name: Morningstar Children and Family Services - Foster Care Services - Brunswick (765) - CPA | | | | |
| 1 Youth Estate Drive, Brunswick, GA 31525 | | Quarterly Scores (Grades) | | Current Quarter Score (Grade) |
| Phone: 912-267-3701 | | Q1: 90.27 (A-) | Q2: 91.18 (A-) | 83.60% (B-) |
| Vendor ID# 53071 | | Q3: 87.96 (B+) | Q4: 83.60 (B-) | |
| # New Foster Homes During Quarter: 0 | | # Children in Care During Quarter: 7 | # Placements During Quarter: 7 | # Children in Care On Last Day: 7 |
| | Avg Performance All CPAs (%) | Provider Performance (%)* | Possible Points (Weight) | Provider Points Earned |
| OPM Monitoring Reviews | | | | |
| Annual Comprehensive Reviews | 82% | 90% | 25 | 22.54 |
| Safety Reviews | 87% | 95% | 15 | 14.25 |
| Monitoring Sub-Total | | | 40 | 36.79 |
| CPA Safety Outcomes | | | | |
| Incidence of Maltreatment | 0.02% | No Substantiated Reports | 10 | 10.00 |
| Staff Training | 67% | 33% | 5 | 1.65 |
| Staff Safety Checks | 86% | 100% | 5 | 5.00 |
| Safety Sub-Total | | | 20 | 16.65 |
| CPA Permanency Outcomes | | | | |
| Placement Stability | 93% | 100% | 15 | 15.00 |
| Permanency Sub-Total | | | 15 | 15.00 |
| CPA Well-Being Outcomes | | | | |
| EPSDT Medical Visits | 86% | 0% | 4 | 0.00 |
| EPSDT Dental Visits | 79% | 29% | 4 | 1.16 |
| Academic Supports | 82% | 100% | 3 | 3.00 |
| Provider ECEM Visits | 90% | 95% | 7 | 6.65 |
| Provider General Contacts | 89% | 5% | 7 | 0.35 |
| Placements with Siblings | 68% | 50% | Not Scored | Not Scored |
| Placements within Legal County | 18% | Not Eligible | Not Scored | Not Scored |
| Well-Being Sub-Total | | | 25 | 11.16 |
| *Performance calculation descriptions can be found in the FY 2019 RBWO PBP Measurements and Standards Guide. | | | | |
| Monitoring & Outcomes: Possible Points = 100 | | | Points Earned: 79.60 | |
| Score Before Incentives Credit | | | 79.60% | |
| Incentives Awarded | | | 4.00 pts | |
| PBP Verification | | | N/A pts | |
| Total Score | | | 83.60% | |



DHS, DFCS, Office of Provider Management
Performance-Based Placement Measures
RBWO Provider GA+SCORECARD - CPA



Report Quarter: Q4 FY2020

Provider/Program Name: Morningstar Children and Family Services - Foster Care Services - Brunswick (765) - CPA

| # New Foster Homes During Quarter: 0 | | # Children in Care During Quarter: 7 | # Placements During Quarter: 7 | # Children in Care On Last Day: 7 |
|---|------------------------------|--------------------------------------|--------------------------------|-----------------------------------|
| CPA Incentive Credits | Avg Performance All CPAs (%) | Provider Performance (%)* | Possible Points (Weight) | Provider Points Earned |
| Early EPSDT Medical Visits | | 0% | 2 | 0.00 |
| Early EPSDT Dental Visits | | 0% | 2 | 0.00 |
| Permanency Contacts | | 0% | 5 | 0.00 |
| Additional Academic Supports | | 0% | 2 | 0.00 |
| HS Grad/GED/Prof or Trade Certificate/College | | N/A | 10/5/5/1 | |
| EYSS Agreement | | Not Eligible | 5 | |
| Community Connections | | 0% | 4 | 0.00 |
| Foster Hm Retention Rate (threshold = 90) | | 100% | 2 | 2.00 |
| Foster Hm Recruitment (threshold = 100) | | 0% | 2 | 0.00 |
| Active Agency Accreditation | | 50% | 4 | 2.00 |
| Staff Clinical Licensure | | 0% | 5 | 0.00 |
| Incentives Total | 5.87 | | | 4.00 |
| Maximum total combined incentive credit allowed is 10 points. | | | Incentives Awarded | 4.00 |

*Performance calculation descriptions can be found in the FY 2019 RBWO PBP Measurements and Standards Guide.

Child Protective Services Investigations and Dispositions

The following investigations data, which is not used for scoring but is considered significant to a provider's performance, is from Georgia SHINES and is not considered final or complete until the end of the fiscal year.

| | |
|-----------------------------------|---|
| Total Reports: | 0 |
| Number Screened In: | 0 |
| Number Screened Out: | 0 |
| Number Substantiated: | 0 |
| Number Unsubstantiated: | 0 |
| Number Active CPS Investigations: | 0 |



DHS, DFCS, Office of Provider Management

Performance-Based Placement Measures

RBWO Provider GA+SCORECARD - CPA



Report Quarter: Q4 FY2020

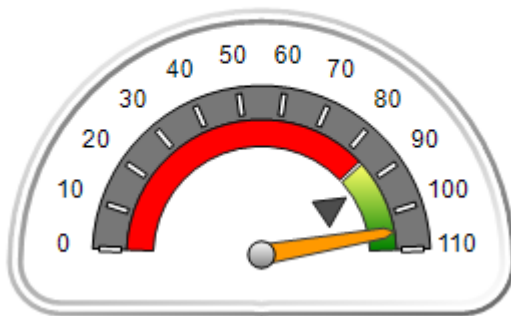
Provider/Program Name: Murphy-Harpst Children's Centers - Murphy-Harpst CPA (769) - CPA

| 740 Fletcher St., Cedartown, GA 30125 | Quarterly Scores (Grades) | | Current Quarter Score (Grade) |
|---------------------------------------|---------------------------------------|---------------------------------|------------------------------------|
| Phone: 770-748-1500 | Q1: 103.61 (A+) | Q2: 100.87 (A+) | 105.09% (A+) |
| Vendor ID# 35485 | Q3: 102.43 (A+) | Q4: 105.09 (A+) | |
| # New Foster Homes During Quarter: 2 | # Children in Care During Quarter: 55 | # Placements During Quarter: 55 | # Children in Care On Last Day: 50 |

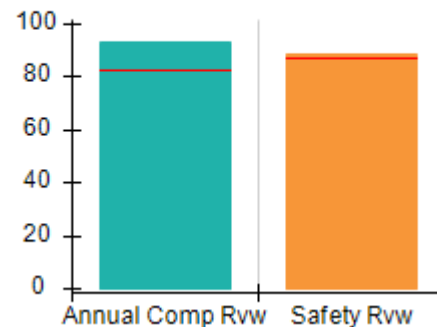
Quarterly Provider Comparisons to All CPAs

▼ — indicates average for all CPAs

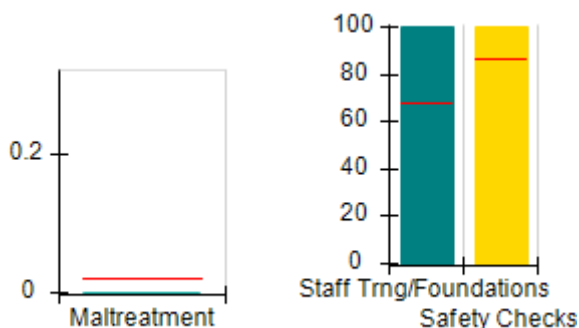
Overall Score (%)



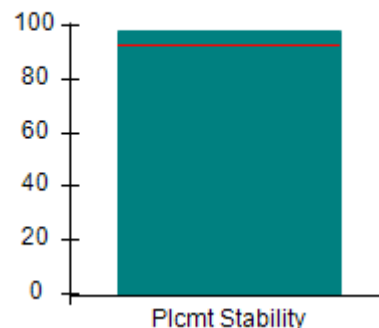
OPM Monitoring Reviews (%)



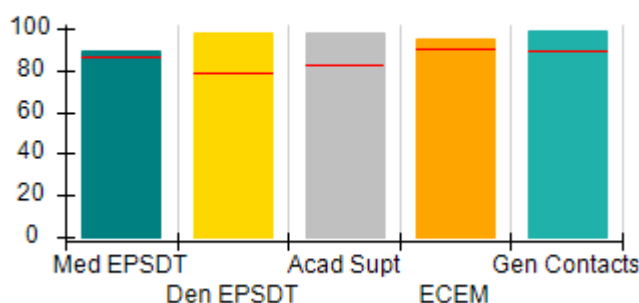
Safety Outcomes (%)



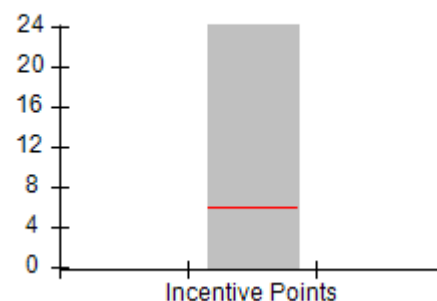
Permanency Outcomes (%)



Well-Being Outcomes (%)



Incentives Earned (Points)





DHS, DFCS, Office of Provider Management
Performance-Based Placement Measures
RBWO Provider GA+SCORECARD - CPA



Report Quarter: Q4 FY2020

Provider/Program Name: Murphy-Harpst Children's Centers - Murphy-Harpst CPA (769) - CPA

| | | | | |
|---------------------------------------|------------------------------|---------------------------------------|---------------------------------|------------------------------------|
| 740 Fletcher St., Cedartown, GA 30125 | | Quarterly Scores (Grades) | | Current Quarter Score (Grade) |
| Phone: 770-748-1500 | | Q1: 103.61 (A+) | Q2: 100.87 (A+) | 105.09% (A+) |
| Vendor ID# 35485 | | Q3: 102.43 (A+) | Q4: 105.09 (A+) | |
| # New Foster Homes During Quarter: 2 | | # Children in Care During Quarter: 55 | # Placements During Quarter: 55 | # Children in Care On Last Day: 50 |
| | Avg Performance All CPAs (%) | Provider Performance (%)* | Possible Points (Weight) | Provider Points Earned |
| OPM Monitoring Reviews | | | | |
| Annual Comprehensive Reviews | 82% | 93% | 25 | 23.14 |
| Safety Reviews | 87% | 88% | 15 | 13.25 |
| Monitoring Sub-Total | | | 40 | 36.39 |
| CPA Safety Outcomes | | | | |
| Incidence of Maltreatment | 0.02% | No Substantiated Reports | 10 | 10.00 |
| Staff Training | 67% | 100% | 5 | 5.00 |
| Staff Safety Checks | 86% | 100% | 5 | 5.00 |
| Safety Sub-Total | | | 20 | 20.00 |
| CPA Permanency Outcomes | | | | |
| Placement Stability | 93% | 98% | 15 | 14.70 |
| Permanency Sub-Total | | | 15 | 14.70 |
| CPA Well-Being Outcomes | | | | |
| EPSDT Medical Visits | 86% | 89% | 4 | 3.56 |
| EPSDT Dental Visits | 79% | 98% | 4 | 3.92 |
| Academic Supports | 82% | 98% | 3 | 2.94 |
| Provider ECEM Visits | 90% | 95% | 7 | 6.65 |
| Provider General Contacts | 89% | 99% | 7 | 6.93 |
| Placements with Siblings | 68% | 91% | Not Scored | Not Scored |
| Placements within Legal County | 18% | 0% | Not Scored | Not Scored |
| Well-Being Sub-Total | | | 25 | 24.00 |

*Performance calculation descriptions can be found in the FY 2019 RBWO PBP Measurements and Standards Guide.

| | | | |
|---|--|-----------------------------|------------------|
| Monitoring & Outcomes: Possible Points = 100 | | Points Earned: 95.09 | |
| Score Before Incentives Credit | | | 95.09% |
| Incentives Awarded | | | 10.00 pts |
| PBP Verification | | | N/A pts |
| Total Score | | | 105.09% |



DHS, DFCS, Office of Provider Management
Performance-Based Placement Measures
RBWO Provider GA+SCORECARD - CPA



Report Quarter: Q4 FY2020

Provider/Program Name: Murphy-Harpst Children's Centers - Murphy-Harpst CPA (769) - CPA

| # New Foster Homes During Quarter: 2 | | # Children in Care During Quarter: 55 | # Placements During Quarter: 55 | # Children in Care On Last Day: 50 |
|---|------------------------------|---------------------------------------|---------------------------------|------------------------------------|
| CPA Incentive Credits | Avg Performance All CPAs (%) | Provider Performance (%)* | Possible Points (Weight) | Provider Points Earned |
| Early EPSDT Medical Visits | | 75% | 2 | 1.50 |
| Early EPSDT Dental Visits | | 57% | 2 | 1.14 |
| Permanency Contacts | | None Planned | 5 | |
| Additional Academic Supports | | 2% | 2 | 0.04 |
| HS Grad/GED/Prof or Trade Certificate/College | | N/A | 10/5/5/1 | 20.00 |
| EYSS Agreement | | Not Eligible | 5 | |
| Community Connections | | 0% | 4 | 0.00 |
| Foster Hm Retention Rate (threshold = 90) | | 95% | 2 | 2.00 |
| Foster Hm Recruitment (threshold = 100) | | 50% | 2 | 0.00 |
| Active Agency Accreditation | | 100% | 4 | 4.00 |
| Staff Clinical Licensure | | 0% | 5 | 0.00 |
| Incentives Total | 5.87 | | | 28.68 |
| Maximum total combined incentive credit allowed is 10 points. | | | Incentives Awarded | 10.00 |

*Performance calculation descriptions can be found in the FY 2019 RBWO PBP Measurements and Standards Guide.

Child Protective Services Investigations and Dispositions

The following investigations data, which is not used for scoring but is considered significant to a provider's performance, is from Georgia SHINES and is not considered final or complete until the end of the fiscal year.

| | |
|-----------------------------------|---|
| Total Reports: | 1 |
| Number Screened In: | 0 |
| Number Screened Out: | 1 |
| Number Substantiated: | 0 |
| Number Unsubstantiated: | 0 |
| Number Active CPS Investigations: | 0 |



DHS, DFCS, Office of Provider Management
Performance-Based Placement Measures
RBWO Provider GA+SCORECARD - CPA



Report Quarter: Q4 FY2020

| Provider/Program Name: National Youth Advocate Program - Augusta (683) - CPA | | | |
|--|---------------------------------------|---------------------------------|------------------------------------|
| 231 Fury's Ferry Rd., Augusta, GA 30901 | Quarterly Scores (Grades) | | Current Quarter Score (Grade) |
| Phone: 706-724-4387 | Q1: 98.81 (A+) | Q2: 86.48 (B) | 92.50% (A-) |
| Vendor ID# 35387 | Q3: 76.24 (C) | Q4: 92.50 (A-) | |
| # New Foster Homes During Quarter: 1 | # Children in Care During Quarter: 70 | # Placements During Quarter: 70 | # Children in Care On Last Day: 57 |
| Quarterly Provider Comparisons to All CPAs | | | |

▼ — indicates average for all CPAs





DHS, DFCS, Office of Provider Management
Performance-Based Placement Measures
RBWO Provider GA+SCORECARD - CPA
 Report Quarter: Q4 FY2020



Provider/Program Name: National Youth Advocate Program - Augusta (683) - CPA

| | | | |
|---|---------------------------|----------------|-------------------------------|
| 231 Fury's Ferry Rd., Augusta, GA 30901 | Quarterly Scores (Grades) | | Current Quarter Score (Grade) |
| Phone: 706-724-4387 | Q1: 98.81 (A+) | Q2: 86.48 (B) | 92.50% (A-) |
| Vendor ID# 35387 | Q3: 76.24 (C) | Q4: 92.50 (A-) | |

| | | | |
|--------------------------------------|---------------------------------------|---------------------------------|------------------------------------|
| # New Foster Homes During Quarter: 1 | # Children in Care During Quarter: 70 | # Placements During Quarter: 70 | # Children in Care On Last Day: 57 |
|--------------------------------------|---------------------------------------|---------------------------------|------------------------------------|

| | Avg Performance All CPAs (%) | Provider Performance (%)* | Possible Points (Weight) | Provider Points Earned |
|--|------------------------------|---------------------------|--------------------------|------------------------|
|--|------------------------------|---------------------------|--------------------------|------------------------|

OPM Monitoring Reviews

| | | | | |
|------------------------------|-----|-----|-----------|--------------|
| Annual Comprehensive Reviews | 82% | 91% | 25 | 22.71 |
| Safety Reviews | 87% | 43% | 15 | 6.38 |
| Monitoring Sub-Total | | | 40 | 29.08 |

CPA Safety Outcomes

| | | | | |
|---------------------------|-------|--------------------------|-----------|--------------|
| Incidence of Maltreatment | 0.02% | No Substantiated Reports | 10 | 10.00 |
| Staff Training | 67% | 67% | 5 | 3.35 |
| Staff Safety Checks | 86% | 100% | 5 | 5.00 |
| Safety Sub-Total | | | 20 | 18.35 |

CPA Permanency Outcomes

| | | | | |
|-----------------------------|-----|-----|-----------|--------------|
| Placement Stability | 93% | 93% | 15 | 13.95 |
| Permanency Sub-Total | | | 15 | 13.95 |

CPA Well-Being Outcomes

| | | | | |
|--------------------------------|-----|-----|------------|--------------|
| EPSDT Medical Visits | 86% | 88% | 4 | 3.52 |
| EPSDT Dental Visits | 79% | 64% | 4 | 2.56 |
| Academic Supports | 82% | 93% | 3 | 2.79 |
| Provider ECEM Visits | 90% | 88% | 7 | 6.16 |
| Provider General Contacts | 89% | 87% | 7 | 6.09 |
| Placements with Siblings | 68% | 48% | Not Scored | Not Scored |
| Placements within Legal County | 18% | 13% | Not Scored | Not Scored |
| Well-Being Sub-Total | | | 25 | 21.12 |

*Performance calculation descriptions can be found in the FY 2019 RBWO PBP Measurements and Standards Guide.

| | |
|---|-----------------------------|
| Monitoring & Outcomes: Possible Points = 100 | Points Earned: 82.50 |
| Score Before Incentives Credit | 82.50% |
| Incentives Awarded | 10.00 pts |
| PBP Verification | N/A pts |
| Total Score | 92.50% |



DHS, DFCS, Office of Provider Management
Performance-Based Placement Measures
RBWO Provider GA+SCORECARD - CPA
Report Quarter: Q4 FY2020



Provider/Program Name: National Youth Advocate Program - Augusta (683) - CPA

| # New Foster Homes During Quarter: 1 | | # Children in Care During Quarter: 70 | # Placements During Quarter: 70 | # Children in Care On Last Day: 57 |
|---|------------------------------|---------------------------------------|---------------------------------|------------------------------------|
| CPA Incentive Credits | Avg Performance All CPAs (%) | Provider Performance (%)* | Possible Points (Weight) | Provider Points Earned |
| Early EPSDT Medical Visits | | 57% | 2 | 1.14 |
| Early EPSDT Dental Visits | | 24% | 2 | 0.48 |
| Permanency Contacts | | 0% | 5 | 0.00 |
| Additional Academic Supports | | 8% | 2 | 0.16 |
| HS Grad/GED/Prof or Trade Certificate/College | | N/A | 10/5/5/1 | 10.00 |
| EYSS Agreement | | Not Eligible | 5 | |
| Community Connections | | 0% | 4 | 0.00 |
| Foster Hm Retention Rate (threshold = 90) | | 59% | 2 | 0.00 |
| Foster Hm Recruitment (threshold = 100) | | 25% | 2 | 0.00 |
| Active Agency Accreditation | | 50% | 4 | 2.00 |
| Staff Clinical Licensure | | 0% | 5 | 0.00 |
| Incentives Total | 5.87 | | | 13.78 |
| Maximum total combined incentive credit allowed is 10 points. | | | Incentives Awarded | 10.00 |

*Performance calculation descriptions can be found in the FY 2019 RBWO PBP Measurements and Standards Guide.

Child Protective Services Investigations and Dispositions

The following investigations data, which is not used for scoring but is considered significant to a provider's performance, is from Georgia SHINES and is not considered final or complete until the end of the fiscal year.

| | | |
|-----------------------------------|----|--|
| Total Reports: | 5 | |
| Number Screened In: | 1 | |
| Number Screened Out: | 4 | |
| Number Substantiated: | 0 | |
| Number Unsubstantiated: | 4 | |
| Number Active CPS Investigations: | -3 | |



DHS, DFCS, Office of Provider Management
Performance-Based Placement Measures
RBWO Provider GA+SCORECARD - CPA



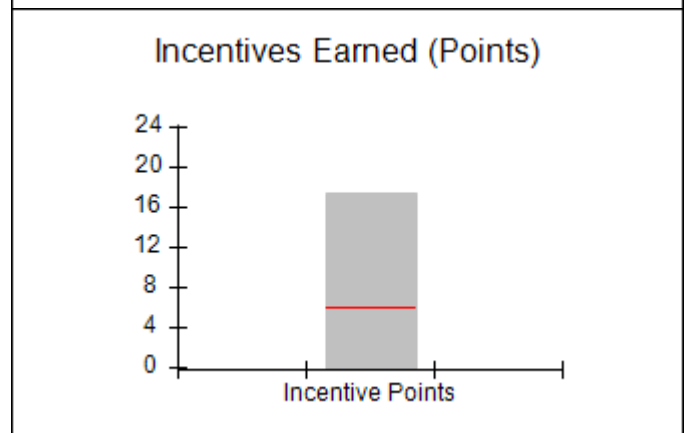
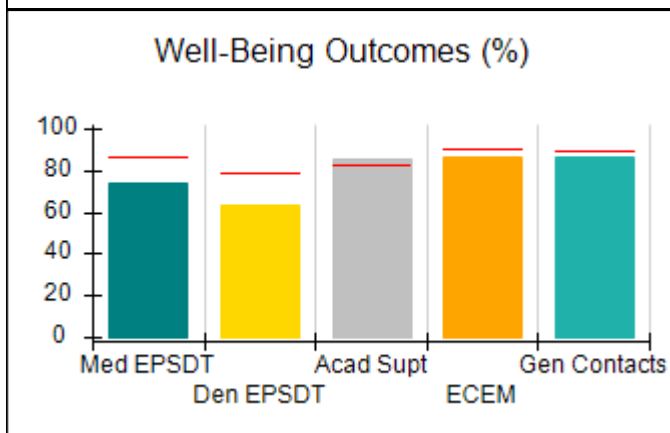
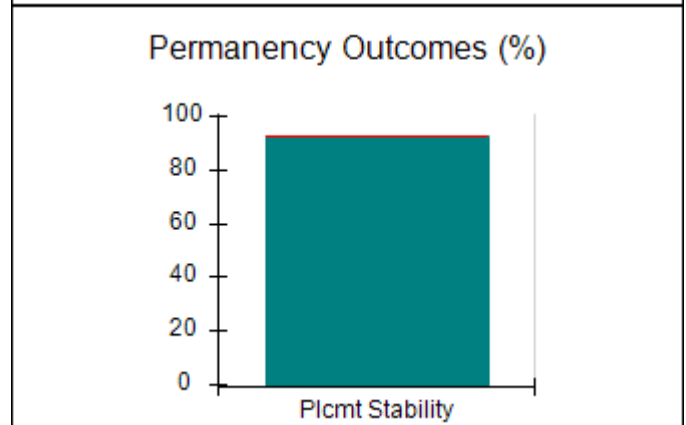
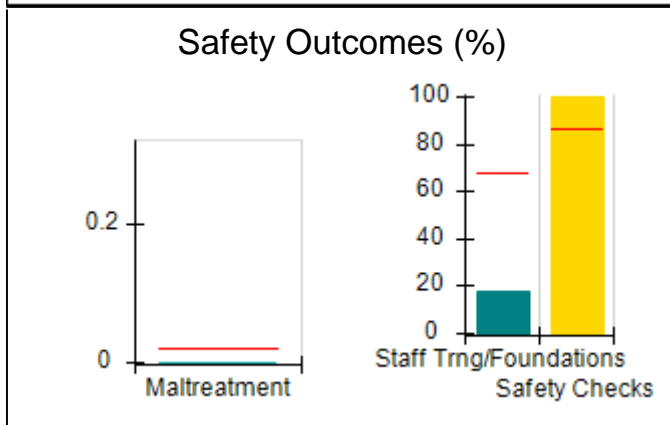
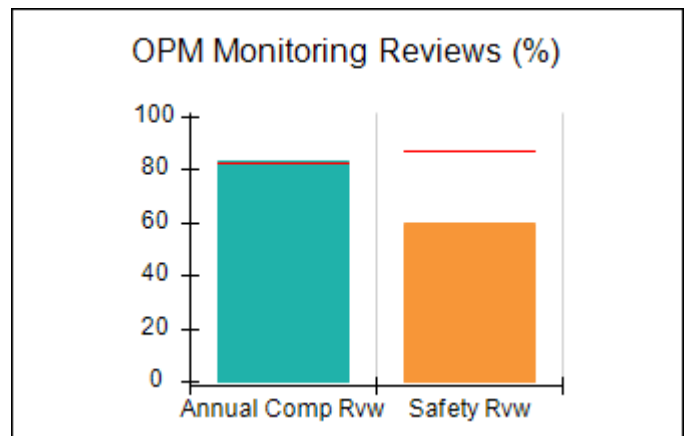
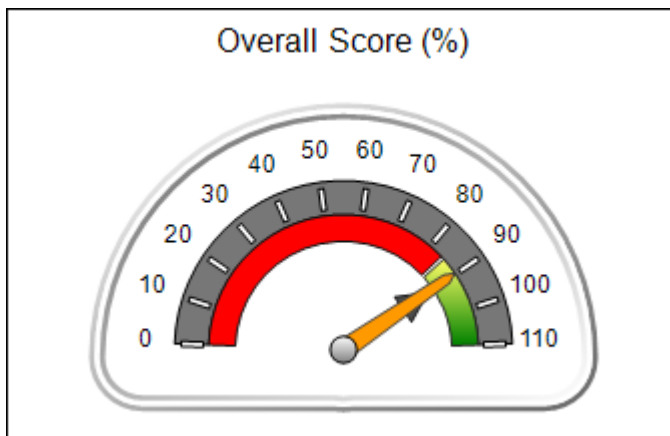
Report Quarter: Q4 FY2020

Provider/Program Name: National Youth Advocate Program - East Point/Decatur (4389) - CPA

| 315 W. Ponce de Leon Ave., Decatur, GA 30030 | Quarterly Scores (Grades) | | Current Quarter Score (Grade) |
|--|---------------------------------------|---------------------------------|------------------------------------|
| Phone: (404) 761-7997 | Q1: 95.94 (A) | Q2: 85.19 (B) | 89.78% (B+) |
| Vendor ID# 84761 | Q3: 74.92 (C) | Q4: 89.78 (B+) | |
| # New Foster Homes During Quarter: 0 | # Children in Care During Quarter: 83 | # Placements During Quarter: 87 | # Children in Care On Last Day: 68 |

Quarterly Provider Comparisons to All CPAs

▼ — indicates average for all CPAs





DHS, DFCS, Office of Provider Management
Performance-Based Placement Measures
RBWO Provider GA+SCORECARD - CPA



Report Quarter: Q4 FY2020

Provider/Program Name: National Youth Advocate Program - East Point/Decatur (4389) - CPA

| | | | |
|--|---------------------------|----------------|-------------------------------|
| 315 W. Ponce de Leon Ave., Decatur, GA 30030 | Quarterly Scores (Grades) | | Current Quarter Score (Grade) |
| Phone: (404) 761-7997 | Q1: 95.94 (A) | Q2: 85.19 (B) | 89.78% (B+) |
| Vendor ID# 84761 | Q3: 74.92 (C) | Q4: 89.78 (B+) | |

| | | | |
|--------------------------------------|---------------------------------------|---------------------------------|------------------------------------|
| # New Foster Homes During Quarter: 0 | # Children in Care During Quarter: 83 | # Placements During Quarter: 87 | # Children in Care On Last Day: 68 |
|--------------------------------------|---------------------------------------|---------------------------------|------------------------------------|

| | Avg Performance All CPAs (%) | Provider Performance (%)* | Possible Points (Weight) | Provider Points Earned |
|--|------------------------------|---------------------------|--------------------------|------------------------|
|--|------------------------------|---------------------------|--------------------------|------------------------|

OPM Monitoring Reviews

| | | | | |
|------------------------------|-----|-----|-----------|--------------|
| Annual Comprehensive Reviews | 82% | 83% | 25 | 20.86 |
| Safety Reviews | 87% | 60% | 15 | 9.00 |
| Monitoring Sub-Total | | | 40 | 29.86 |

CPA Safety Outcomes

| | | | | |
|---------------------------|-------|--------------------------|-----------|--------------|
| Incidence of Maltreatment | 0.02% | No Substantiated Reports | 10 | 10.00 |
| Staff Training | 67% | 18% | 5 | 0.90 |
| Staff Safety Checks | 86% | 100% | 5 | 5.00 |
| Safety Sub-Total | | | 20 | 15.90 |

CPA Permanency Outcomes

| | | | | |
|-----------------------------|-----|-----|-----------|--------------|
| Placement Stability | 93% | 93% | 15 | 13.95 |
| Permanency Sub-Total | | | 15 | 13.95 |

CPA Well-Being Outcomes

| | | | | |
|--------------------------------|-----|-----|------------|--------------|
| EPSDT Medical Visits | 86% | 74% | 4 | 2.96 |
| EPSDT Dental Visits | 79% | 63% | 4 | 2.52 |
| Academic Supports | 82% | 85% | 3 | 2.55 |
| Provider ECEM Visits | 90% | 86% | 7 | 6.02 |
| Provider General Contacts | 89% | 86% | 7 | 6.02 |
| Placements with Siblings | 68% | 69% | Not Scored | Not Scored |
| Placements within Legal County | 18% | 13% | Not Scored | Not Scored |
| Well-Being Sub-Total | | | 25 | 20.07 |

*Performance calculation descriptions can be found in the FY 2019 RBWO PBP Measurements and Standards Guide.

| | |
|---|-----------------------------|
| Monitoring & Outcomes: Possible Points = 100 | Points Earned: 79.78 |
| Score Before Incentives Credit | 79.78% |
| Incentives Awarded | 10.00 pts |
| PBP Verification | N/A pts |
| Total Score | 89.78% |



DHS, DFCS, Office of Provider Management
Performance-Based Placement Measures
RBWO Provider GA+SCORECARD - CPA



Report Quarter: Q4 FY2020

Provider/Program Name: National Youth Advocate Program - East Point/Decatur (4389) - CPA

| # New Foster Homes During Quarter: 0 | | # Children in Care During Quarter: 83 | # Placements During Quarter: 87 | # Children in Care On Last Day: 68 |
|---|------------------------------|---------------------------------------|---------------------------------|------------------------------------|
| CPA Incentive Credits | Avg Performance All CPAs (%) | Provider Performance (%)* | Possible Points (Weight) | Provider Points Earned |
| Early EPSDT Medical Visits | | 27% | 2 | 0.54 |
| Early EPSDT Dental Visits | | 19% | 2 | 0.38 |
| Permanency Contacts | | 0% | 5 | 0.00 |
| Additional Academic Supports | | 0% | 2 | 0.00 |
| HS Grad/GED/Prof or Trade Certificate/College | | N/A | 10/5/5/1 | 10.00 |
| EYSS Agreement | | 50% | 5 | 2.50 |
| Community Connections | | 0% | 4 | 0.00 |
| Foster Hm Retention Rate (threshold = 90) | | 93% | 2 | 2.00 |
| Foster Hm Recruitment (threshold = 100) | | 33% | 2 | 0.00 |
| Active Agency Accreditation | | 50% | 4 | 2.00 |
| Staff Clinical Licensure | | 0% | 5 | 0.00 |
| Incentives Total | 5.87 | | | 17.42 |
| Maximum total combined incentive credit allowed is 10 points. | | | Incentives Awarded | 10.00 |

*Performance calculation descriptions can be found in the FY 2019 RBWO PBP Measurements and Standards Guide.

Child Protective Services Investigations and Dispositions

The following investigations data, which is not used for scoring but is considered significant to a provider's performance, is from Georgia SHINES and is not considered final or complete until the end of the fiscal year.

| | |
|-----------------------------------|---|
| Total Reports: | 0 |
| Number Screened In: | 0 |
| Number Screened Out: | 0 |
| Number Substantiated: | 0 |
| Number Unsubstantiated: | 0 |
| Number Active CPS Investigations: | 0 |



DHS, DFCS, Office of Provider Management
Performance-Based Placement Measures
RBWO Provider GA+SCORECARD - CPA
Report Quarter: Q4 FY2020



Provider/Program Name: National Youth Advocate Program - Richmond Hill (5405) - CPA

| | | | |
|--------------------------------------|---------------------------------------|---------------------------------|------------------------------------|
| 3766 Hwy 17, Richmond Hill, GA 31324 | Quarterly Scores (Grades) | | Current Quarter Score (Grade) |
| Phone: 404-761-7997 | Q1: (N/A) | Q2: 86.58 (B) | 73.02% (C-) |
| Vendor ID# 164098 | Q3: 84.52 (B) | Q4: 73.02 (C-) | |
| # New Foster Homes During Quarter: 0 | # Children in Care During Quarter: 13 | # Placements During Quarter: 13 | # Children in Care On Last Day: 10 |

Quarterly Provider Comparisons to All CPAs

▼ — indicates average for all CPAs





DHS, DFCS, Office of Provider Management
Performance-Based Placement Measures
RBWO Provider GA+SCORECARD - CPA
 Report Quarter: Q4 FY2020



Provider/Program Name: National Youth Advocate Program - Richmond Hill (5405) - CPA

| | | | |
|--------------------------------------|---------------------------|----------------|-------------------------------|
| 3766 Hwy 17, Richmond Hill, GA 31324 | Quarterly Scores (Grades) | | Current Quarter Score (Grade) |
| Phone: 404-761-7997 | Q1: (F) | Q2: 86.58 (B) | 73.02% (C-) |
| Vendor ID# 164098 | Q3: 84.52 (B) | Q4: 73.02 (C-) | |

| | | | |
|--------------------------------------|---------------------------------------|---------------------------------|------------------------------------|
| # New Foster Homes During Quarter: 0 | # Children in Care During Quarter: 13 | # Placements During Quarter: 13 | # Children in Care On Last Day: 10 |
|--------------------------------------|---------------------------------------|---------------------------------|------------------------------------|

| | Avg Performance All CPAs (%) | Provider Performance (%)* | Possible Points (Weight) | Provider Points Earned |
|--|------------------------------|---------------------------|--------------------------|------------------------|
|--|------------------------------|---------------------------|--------------------------|------------------------|

OPM Monitoring Reviews

| | | | | |
|------------------------------|-----|-------------------|--|-------------|
| Annual Comprehensive Reviews | 82% | Not Yet Conducted | | |
| Safety Reviews | 87% | Not Yet Conducted | | |
| Monitoring Sub-Total | | | | 0.00 |

CPA Safety Outcomes

| | | | | |
|---------------------------|-------|--------------------------|-----------|--------------|
| Incidence of Maltreatment | 0.02% | No Substantiated Reports | 10 | 10.00 |
| Staff Training | 67% | 33% | 5 | 1.65 |
| Staff Safety Checks | 86% | 100% | 5 | 5.00 |
| Safety Sub-Total | | | 20 | 16.65 |

CPA Permanency Outcomes

| | | | | |
|-----------------------------|-----|------|-----------|--------------|
| Placement Stability | 93% | 100% | 15 | 15.00 |
| Permanency Sub-Total | | | 15 | 15.00 |

CPA Well-Being Outcomes

| | | | | |
|--------------------------------|-----|-----|------------|-------------|
| EPSDT Medical Visits | 86% | 67% | 4 | 2.68 |
| EPSDT Dental Visits | 79% | 56% | 4 | 2.24 |
| Academic Supports | 82% | 60% | 3 | 1.80 |
| Provider ECEM Visits | 90% | 32% | 7 | 2.24 |
| Provider General Contacts | 89% | 8% | 7 | 0.56 |
| Placements with Siblings | 68% | 85% | Not Scored | Not Scored |
| Placements within Legal County | 18% | 50% | Not Scored | Not Scored |
| Well-Being Sub-Total | | | 25 | 9.52 |

*Performance calculation descriptions can be found in the FY 2019 RBWO PBP Measurements and Standards Guide.

| | |
|--|-----------------------------|
| Monitoring & Outcomes: Possible Points = 60 | Points Earned: 41.17 |
| Score Before Incentives Credit | 68.62% |
| Incentives Awarded | 4.40 pts |
| PBP Verification | N/A pts |
| Total Score | 73.02% |



DHS, DFCS, Office of Provider Management
Performance-Based Placement Measures
RBWO Provider GA+SCORECARD - CPA
Report Quarter: Q4 FY2020



Provider/Program Name: National Youth Advocate Program - Richmond Hill (5405) - CPA

| # New Foster Homes During Quarter: 0 | | # Children in Care During Quarter: 13 | # Placements During Quarter: 13 | # Children in Care On Last Day: 10 |
|---|------------------------------|---------------------------------------|---------------------------------|------------------------------------|
| CPA Incentive Credits | Avg Performance All CPAs (%) | Provider Performance (%)* | Possible Points (Weight) | Provider Points Earned |
| Early EPSDT Medical Visits | | 60% | 2 | 1.20 |
| Early EPSDT Dental Visits | | 0% | 2 | 0.00 |
| Permanency Contacts | | 0% | 5 | 0.00 |
| Additional Academic Supports | | 60% | 2 | 1.20 |
| HS Grad/GED/Prof or Trade Certificate/College | | N/A | 10/5/5/1 | |
| EYSS Agreement | | Not Eligible | 5 | |
| Community Connections | | 0% | 4 | 0.00 |
| Foster Hm Retention Rate (threshold = 90) | | 80% | 2 | 0.00 |
| Foster Hm Recruitment (threshold = 100) | | 0% | 2 | 0.00 |
| Active Agency Accreditation | | 50% | 4 | 2.00 |
| Staff Clinical Licensure | | 0% | 5 | 0.00 |
| Incentives Total | 5.87 | | | 4.40 |
| Maximum total combined incentive credit allowed is 10 points. | | | Incentives Awarded | 4.40 |

*Performance calculation descriptions can be found in the FY 2019 RBWO PBP Measurements and Standards Guide.

Child Protective Services Investigations and Dispositions

The following investigations data, which is not used for scoring but is considered significant to a provider's performance, is from Georgia SHINES and is not considered final or complete until the end of the fiscal year.

| | |
|-----------------------------------|---|
| Total Reports: | 0 |
| Number Screened In: | 0 |
| Number Screened Out: | 0 |
| Number Substantiated: | 0 |
| Number Unsubstantiated: | 0 |
| Number Active CPS Investigations: | 0 |



DHS, DFCS, Office of Provider Management

Performance-Based Placement Measures

RBWO Provider GA+SCORECARD - CPA



Report Quarter: Q4 FY2020

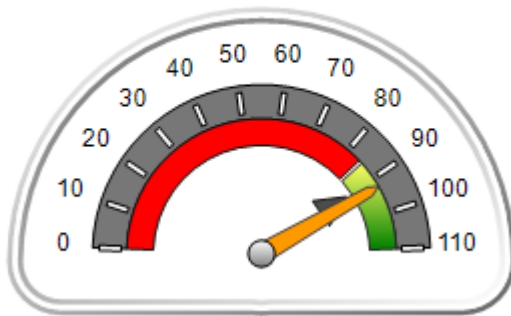
Provider/Program Name: National Youth Placement Corp, Inc. - Morrow (5141) - CPA

| 1115 Mount Zion Road, Morrow, GA 30260 | Quarterly Scores (Grades) | | Current Quarter Score (Grade) |
|--|---------------------------------------|---------------------------------|------------------------------------|
| Phone: 678-422-6064 | Q1: 95.81 (A) | Q2: 102.89 (A+) | 92.63% (A-) |
| Vendor ID# 114767 | Q3: 95.51 (A) | Q4: 92.63 (A-) | |
| # New Foster Homes During Quarter: 0 | # Children in Care During Quarter: 25 | # Placements During Quarter: 25 | # Children in Care On Last Day: 20 |

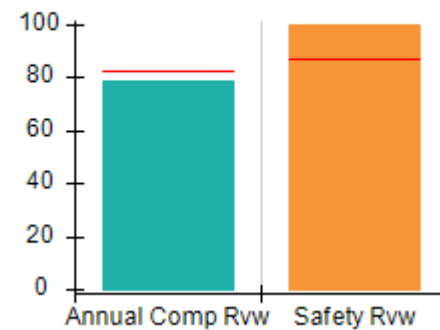
Quarterly Provider Comparisons to All CPAs

▼ — indicates average for all CPAs

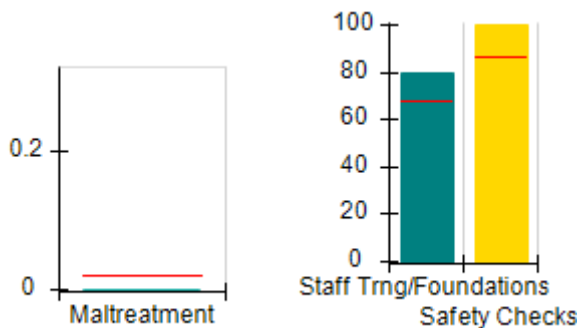
Overall Score (%)



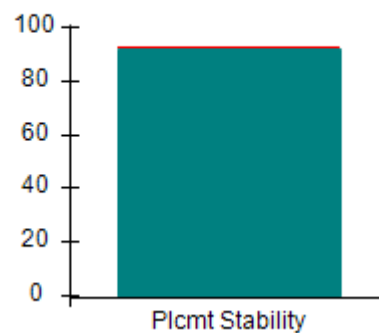
OPM Monitoring Reviews (%)



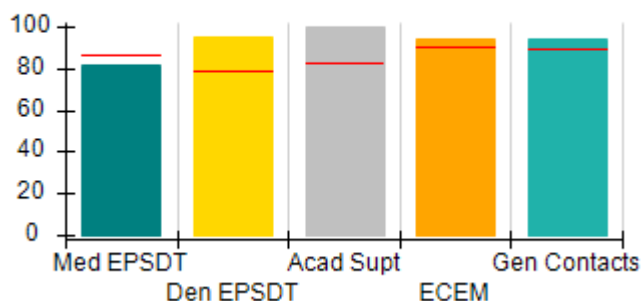
Safety Outcomes (%)



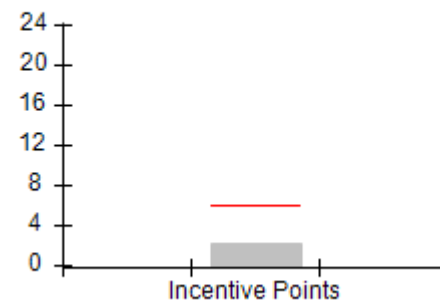
Permanency Outcomes (%)



Well-Being Outcomes (%)



Incentives Earned (Points)





DHS, DFCS, Office of Provider Management
Performance-Based Placement Measures
RBWO Provider GA+SCORECARD - CPA
 Report Quarter: Q4 FY2020



Provider/Program Name: National Youth Placement Corp, Inc. - Morrow (5141) - CPA

| | | | |
|--|---------------------------|-----------------|-------------------------------|
| 1115 Mount Zion Road, Morrow, GA 30260 | Quarterly Scores (Grades) | | Current Quarter Score (Grade) |
| Phone: 678-422-6064 | Q1: 95.81 (A) | Q2: 102.89 (A+) | 92.63% (A-) |
| Vendor ID# 114767 | Q3: 95.51 (A) | Q4: 92.63 (A-) | |

| | | | |
|--------------------------------------|---------------------------------------|---------------------------------|------------------------------------|
| # New Foster Homes During Quarter: 0 | # Children in Care During Quarter: 25 | # Placements During Quarter: 25 | # Children in Care On Last Day: 20 |
|--------------------------------------|---------------------------------------|---------------------------------|------------------------------------|

| | Avg Performance All CPAs (%) | Provider Performance (%)* | Possible Points (Weight) | Provider Points Earned |
|--|------------------------------|---------------------------|--------------------------|------------------------|
|--|------------------------------|---------------------------|--------------------------|------------------------|

OPM Monitoring Reviews

| | | | | |
|------------------------------|-----|------|-----------|--------------|
| Annual Comprehensive Reviews | 82% | 78% | 25 | 19.57 |
| Safety Reviews | 87% | 100% | 15 | 15.00 |
| Monitoring Sub-Total | | | 40 | 34.57 |

CPA Safety Outcomes

| | | | | |
|---------------------------|-------|--------------------------|-----------|--------------|
| Incidence of Maltreatment | 0.02% | No Substantiated Reports | 10 | 10.00 |
| Staff Training | 67% | 80% | 5 | 4.00 |
| Staff Safety Checks | 86% | 100% | 5 | 5.00 |
| Safety Sub-Total | | | 20 | 19.00 |

CPA Permanency Outcomes

| | | | | |
|-----------------------------|-----|-----|-----------|--------------|
| Placement Stability | 93% | 92% | 15 | 13.80 |
| Permanency Sub-Total | | | 15 | 13.80 |

CPA Well-Being Outcomes

| | | | | |
|--------------------------------|-----|------|------------|--------------|
| EPSDT Medical Visits | 86% | 82% | 4 | 3.28 |
| EPSDT Dental Visits | 79% | 95% | 4 | 3.80 |
| Academic Supports | 82% | 100% | 3 | 3.00 |
| Provider ECEM Visits | 90% | 94% | 7 | 6.58 |
| Provider General Contacts | 89% | 94% | 7 | 6.58 |
| Placements with Siblings | 68% | 85% | Not Scored | Not Scored |
| Placements within Legal County | 18% | 0% | Not Scored | Not Scored |
| Well-Being Sub-Total | | | 25 | 23.24 |

*Performance calculation descriptions can be found in the FY 2019 RBWO PBP Measurements and Standards Guide.

| | |
|---|-----------------------------|
| Monitoring & Outcomes: Possible Points = 100 | Points Earned: 90.61 |
| Score Before Incentives Credit | 90.61% |
| Incentives Awarded | 2.02 pts |
| PBP Verification | N/A pts |
| Total Score | 92.63% |



DHS, DFCS, Office of Provider Management
Performance-Based Placement Measures
RBWO Provider GA+SCORECARD - CPA
Report Quarter: Q4 FY2020



Provider/Program Name: National Youth Placement Corp, Inc. - Morrow (5141) - CPA

| # New Foster Homes During Quarter: 0 | | # Children in Care During Quarter: 25 | # Placements During Quarter: 25 | # Children in Care On Last Day: 20 |
|---|------------------------------|---------------------------------------|---------------------------------|------------------------------------|
| CPA Incentive Credits | Avg Performance All CPAs (%) | Provider Performance (%)* | Possible Points (Weight) | Provider Points Earned |
| Early EPSDT Medical Visits | | 20% | 2 | 0.40 |
| Early EPSDT Dental Visits | | 33% | 2 | 0.66 |
| Permanency Contacts | | 0% | 5 | 0.00 |
| Additional Academic Supports | | 23% | 2 | 0.46 |
| HS Grad/GED/Prof or Trade Certificate/College | | N/A | 10/5/5/1 | |
| EYSS Agreement | | Not Eligible | 5 | |
| Community Connections | | 0% | 4 | 0.00 |
| Foster Hm Retention Rate (threshold = 90) | | 69% | 2 | 0.00 |
| Foster Hm Recruitment (threshold = 100) | | 0% | 2 | 0.00 |
| Active Agency Accreditation | | 0% | 4 | 0.00 |
| Staff Clinical Licensure | | 10% | 5 | 0.50 |
| Incentives Total | 5.87 | | | 2.02 |
| Maximum total combined incentive credit allowed is 10 points. | | | Incentives Awarded | 2.02 |

*Performance calculation descriptions can be found in the FY 2019 RBWO PBP Measurements and Standards Guide.

Child Protective Services Investigations and Dispositions

The following investigations data, which is not used for scoring but is considered significant to a provider's performance, is from Georgia SHINES and is not considered final or complete until the end of the fiscal year.

| | |
|-----------------------------------|---|
| Total Reports: | 0 |
| Number Screened In: | 0 |
| Number Screened Out: | 0 |
| Number Substantiated: | 0 |
| Number Unsubstantiated: | 0 |
| Number Active CPS Investigations: | 0 |



DHS, DFCS, Office of Provider Management

Performance-Based Placement Measures

RBWO Provider GA+SCORECARD - CPA

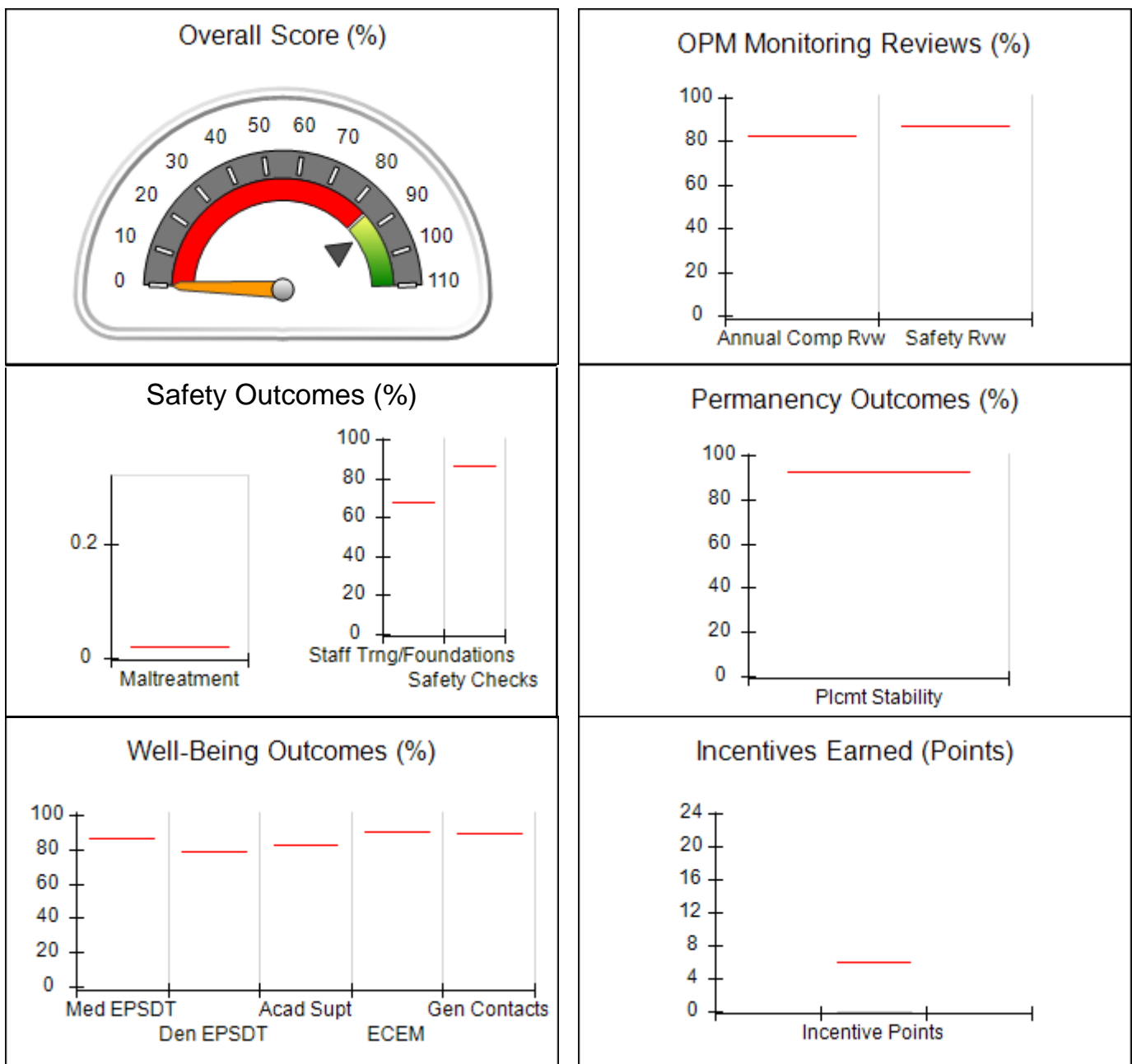


Report Quarter: Q4 FY2020

| Provider/Program Name: National Youth Placement Corp, Inc. - Norcross (5323) - CPA | | | |
|--|--------------------------------------|--------------------------------|-----------------------------------|
| 4056 Wetherburn Way, Norcross, GA 30092 | Quarterly Scores (Grades) | | Current Quarter Score (Grade) |
| Phone: 678-736-4340 | Q1: N/A | Q2: N/A | N/A% |
| Vendor ID# 155552 | Q3: N/A | Q4: N/A | |
| # New Foster Homes During Quarter: 0 | # Children in Care During Quarter: 0 | # Placements During Quarter: 0 | # Children in Care On Last Day: 0 |

Quarterly Provider Comparisons to All CPAs

— indicates average for all CPAs





DHS, DFCS, Office of Provider Management
Performance-Based Placement Measures
RBWO Provider GA+SCORECARD - CPA
 Report Quarter: Q4 FY2020



| | | | | |
|--|--------------------------------------|--------------------------------|-----------------------------------|------------------------|
| Provider/Program Name: National Youth Placement Corp, Inc. - Norcross (5323) - CPA | | | | |
| 4056 Wetherburn Way, Norcross, GA 30092 | Quarterly Scores (Grades) | | Current Quarter Score (Grade) | |
| Phone: 678-736-4340 | Q1: N/A | Q2: N/A | N/A% (F) | |
| Vendor ID# 155552 | Q3: N/A | Q4: N/A | | |
| # New Foster Homes During Quarter: 0 | # Children in Care During Quarter: 0 | # Placements During Quarter: 0 | # Children in Care On Last Day: 0 | |
| | Avg Performance All CPAs (%) | Provider Performance (%)* | Possible Points (Weight) | Provider Points Earned |
| OPM Monitoring Reviews | | | | |
| Annual Comprehensive Reviews | 82% | Not Yet Conducted | | |
| Safety Reviews | 87% | Not Yet Conducted | | |
| Monitoring Sub-Total | | | | 0.00 |
| CPA Safety Outcomes | | | | |
| Incidence of Maltreatment | 0.02% | Not Eligible | | |
| Staff Training | 67% | Not Eligible | | |
| Staff Safety Checks | 86% | Not Eligible | | |
| Safety Sub-Total | | | N/A | |
| CPA Permanency Outcomes | | | | |
| Placement Stability | 93% | Not Eligible | | |
| Permanency Sub-Total | | | N/A | |
| CPA Well-Being Outcomes | | | | |
| EPSDT Medical Visits | 86% | Not Eligible | | |
| EPSDT Dental Visits | 79% | Not Eligible | | |
| Academic Supports | 82% | Not Eligible | | |
| Provider ECEM Visits | 90% | Not Eligible | | |
| Provider General Contacts | 89% | Not Eligible | | |
| Placements with Siblings | 68% | Not Eligible | Not Scored | Not Scored |
| Placements within Legal County | 18% | Not Eligible | Not Scored | Not Scored |
| Well-Being Sub-Total | | | N/A | |
| *Performance calculation descriptions can be found in the FY 2019 RBWO PBP Measurements and Standards Guide. | | | | |
| Monitoring & Outcomes: Possible Points = 0 | | | Points Earned: N/A | |
| Score Before Incentives Credit | | | | N/A |
| Incentives Awarded | | | | 0.00 pts |
| PBP Verification | | | | N/A pts |
| Total Score | | | | N/A% |



DHS, DFCS, Office of Provider Management
Performance-Based Placement Measures
RBWO Provider GA+SCORECARD - CPA
Report Quarter: Q4 FY2020



Provider/Program Name: National Youth Placement Corp, Inc. - Norcross (5323) - CPA

| # New Foster Homes During Quarter: 0 | | # Children in Care During Quarter: 0 | # Placements During Quarter: 0 | # Children in Care On Last Day: 0 |
|--|------------------------------|--------------------------------------|--------------------------------|-----------------------------------|
| CPA Incentive Credits | Avg Performance All CPAs (%) | Provider Performance (%)* | Possible Points (Weight) | Provider Points Earned |
| Early EPSDT Medical Visits | | Not Eligible | 2 | |
| Early EPSDT Dental Visits | | Not Eligible | 2 | |
| Permanency Contacts | | None Planned | 5 | |
| Additional Academic Supports | | Not Eligible | 2 | |
| HS Grad/GED/Prof or Trade Certificate/College | | N/A | 10/5/5/1 | |
| EYSS Agreement | | Not Eligible | 5 | |
| Community Connections | | Not Eligible | 4 | |
| Foster Hm Retention Rate (threshold = 90) | | Not Eligible | 2 | 0.00 |
| Foster Hm Recruitment (threshold = 100) | | 0% | 2 | 0.00 |
| Active Agency Accreditation | | 0% | 4 | 0.00 |
| Staff Clinical Licensure | | 0% | 5 | 0.00 |
| Incentives Total | 5.87 | | | 0.00 |
| Maximum total combined incentive credit allowed is 10 points. | | | Incentives Awarded | 0.00 |
| *Performance calculation descriptions can be found in the FY 2019 RBWO PBP Measurements and Standards Guide. | | | | |

Child Protective Services Investigations and Dispositions

The following investigations data, which is not used for scoring but is considered significant to a provider's performance, is from Georgia SHINES and is not considered final or complete until the end of the fiscal year.

| | | |
|-----------------------------------|---|--|
| Total Reports: | 0 | |
| Number Screened In: | 0 | |
| Number Screened Out: | 0 | |
| Number Substantiated: | 0 | |
| Number Unsubstantiated: | 0 | |
| Number Active CPS Investigations: | 0 | |



DHS, DFCS, Office of Provider Management
Performance-Based Placement Measures
RBWO Provider GA+SCORECARD - CPA



Report Quarter: Q4 FY2020

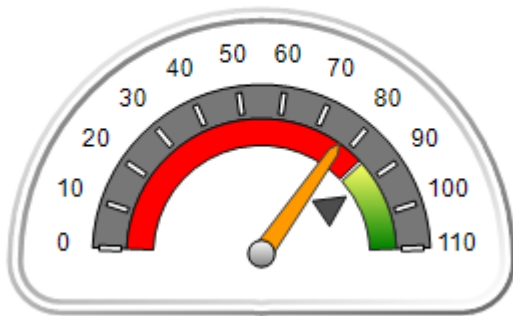
Provider/Program Name: Neighbor to Family - Chatham County (4960) - CPA

| 801 Green St., Augusta, GA 30901 | Quarterly Scores (Grades) | | Current Quarter Score (Grade) |
|--------------------------------------|--------------------------------------|--------------------------------|-----------------------------------|
| Phone: 706-396-2180 | Q1: 101.07 (A+) | Q2: 101.07 (A+) | 77.07% (C+) |
| Vendor ID# 89583 | Q3: 101.07 (A+) | Q4: 77.07 (C+) | |
| # New Foster Homes During Quarter: 0 | # Children in Care During Quarter: 0 | # Placements During Quarter: 0 | # Children in Care On Last Day: 0 |

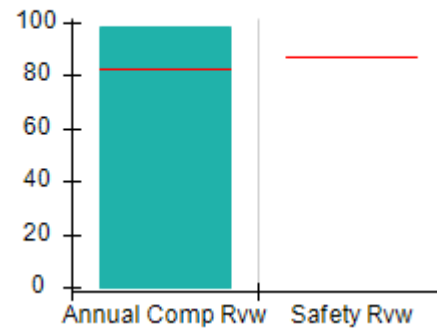
Quarterly Provider Comparisons to All CPAs

▼ — indicates average for all CPAs

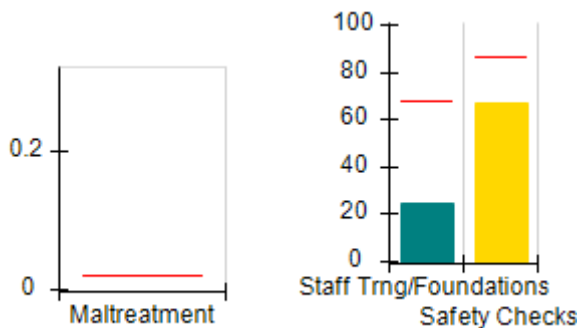
Overall Score (%)



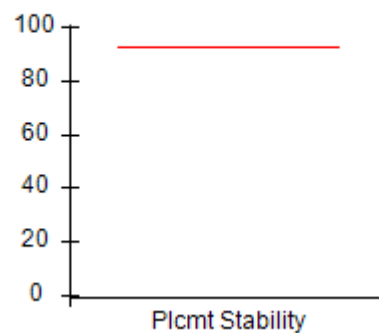
OPM Monitoring Reviews (%)



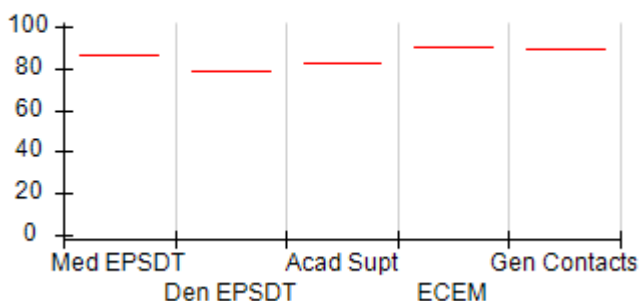
Safety Outcomes (%)



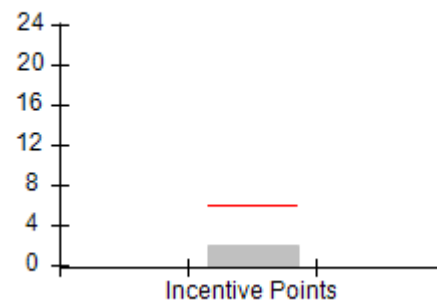
Permanency Outcomes (%)



Well-Being Outcomes (%)



Incentives Earned (Points)





DHS, DFCS, Office of Provider Management
Performance-Based Placement Measures
RBWO Provider GA+SCORECARD - CPA
 Report Quarter: Q4 FY2020



| | | | | |
|--|--------------------------------------|--------------------------------|-----------------------------------|------------------------|
| Provider/Program Name: Neighbor to Family - Chatham County (4960) - CPA | | | | |
| 801 Green St., Augusta, GA 30901 | Quarterly Scores (Grades) | | Current Quarter Score (Grade) | |
| Phone: 706-396-2180 | Q1: 101.07 (A+) | Q2: 101.07 (A+) | 77.07% (C+) | |
| Vendor ID# 89583 | Q3: 101.07 (A+) | Q4: 77.07 (C+) | | |
| # New Foster Homes During Quarter: 0 | # Children in Care During Quarter: 0 | # Placements During Quarter: 0 | # Children in Care On Last Day: 0 | |
| | Avg Performance All CPAs (%) | Provider Performance (%)* | Possible Points (Weight) | Provider Points Earned |
| OPM Monitoring Reviews | | | | |
| Annual Comprehensive Reviews | 82% | 98% | 25 | 24.58 |
| Safety Reviews | 87% | Not Yet Conducted | | |
| Monitoring Sub-Total | | | 25 | 24.58 |
| CPA Safety Outcomes | | | | |
| Incidence of Maltreatment | 0.02% | Not Eligible | | |
| Staff Training | 67% | 25% | 10 | 2.50 |
| Staff Safety Checks | 86% | 67% | 10 | 6.70 |
| Safety Sub-Total | | | 20 | 9.20 |
| CPA Permanency Outcomes | | | | |
| Placement Stability | 93% | Not Eligible | | |
| Permanency Sub-Total | | | N/A | |
| CPA Well-Being Outcomes | | | | |
| EPSDT Medical Visits | 86% | Not Eligible | | |
| EPSDT Dental Visits | 79% | Not Eligible | | |
| Academic Supports | 82% | Not Eligible | | |
| Provider ECEM Visits | 90% | Not Eligible | | |
| Provider General Contacts | 89% | Not Eligible | | |
| Placements with Siblings | 68% | Not Eligible | Not Scored | Not Scored |
| Placements within Legal County | 18% | Not Eligible | Not Scored | Not Scored |
| Well-Being Sub-Total | | | N/A | |
| *Performance calculation descriptions can be found in the FY 2019 RBWO PBP Measurements and Standards Guide. | | | | |

| | |
|--|-----------------------------|
| Monitoring & Outcomes: Possible Points = 45 | Points Earned: 33.78 |
| Score Before Incentives Credit | 75.07% |
| Incentives Awarded | 2.00 pts |
| PBP Verification | N/A pts |
| Total Score | 77.07% |



DHS, DFCS, Office of Provider Management
Performance-Based Placement Measures
RBWO Provider GA+SCORECARD - CPA
Report Quarter: Q4 FY2020



Provider/Program Name: Neighbor to Family - Chatham County (4960) - CPA

| # New Foster Homes During Quarter: 0 | | # Children in Care During Quarter: 0 | # Placements During Quarter: 0 | # Children in Care On Last Day: 0 |
|---|------------------------------|--------------------------------------|--------------------------------|-----------------------------------|
| CPA Incentive Credits | Avg Performance All CPAs (%) | Provider Performance (%)* | Possible Points (Weight) | Provider Points Earned |
| Early EPSDT Medical Visits | | Not Eligible | 2 | |
| Early EPSDT Dental Visits | | Not Eligible | 2 | |
| Permanency Contacts | | None Planned | 5 | |
| Additional Academic Supports | | Not Eligible | 2 | |
| HS Grad/GED/Prof or Trade Certificate/College | | N/A | 10/5/5/1 | |
| EYSS Agreement | | Not Eligible | 5 | |
| Community Connections | | Not Eligible | 4 | |
| Foster Hm Retention Rate (threshold = 90) | | Not Eligible | 2 | 0.00 |
| Foster Hm Recruitment (threshold = 100) | | 0% | 2 | 0.00 |
| Active Agency Accreditation | | 50% | 4 | 2.00 |
| Staff Clinical Licensure | | 0% | 5 | 0.00 |
| Incentives Total | 5.87 | | | 2.00 |
| Maximum total combined incentive credit allowed is 10 points. | | | Incentives Awarded | 2.00 |

*Performance calculation descriptions can be found in the FY 2019 RBWO PBP Measurements and Standards Guide.

Child Protective Services Investigations and Dispositions

The following investigations data, which is not used for scoring but is considered significant to a provider's performance, is from Georgia SHINES and is not considered final or complete until the end of the fiscal year.

| | | |
|-----------------------------------|---|--|
| Total Reports: | 0 | |
| Number Screened In: | 0 | |
| Number Screened Out: | 0 | |
| Number Substantiated: | 0 | |
| Number Unsubstantiated: | 0 | |
| Number Active CPS Investigations: | 0 | |



DHS, DFCS, Office of Provider Management

Performance-Based Placement Measures

RBWO Provider GA+SCORECARD - CPA



Report Quarter: Q4 FY2020

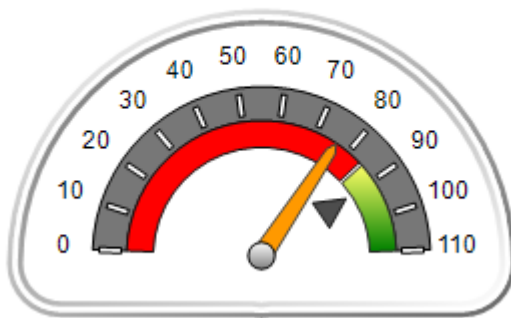
Provider/Program Name: Neighbor to Family - Dekalb County (1031) - CPA

| 2075 West Park Place Blvd., Stone Mountain, GA 30087 | Quarterly Scores (Grades) | | Current Quarter Score (Grade) |
|--|---------------------------------------|---------------------------------|------------------------------------|
| Phone: (770) 465-5170 | Q1: 79.10 (C+) | Q2: 94.94 (A) | 76.08% (C) |
| Vendor ID# 35503 | Q3: 100.00 (A+) | Q4: 76.08 (C) | |
| # New Foster Homes During Quarter: 0 | # Children in Care During Quarter: 36 | # Placements During Quarter: 36 | # Children in Care On Last Day: 26 |

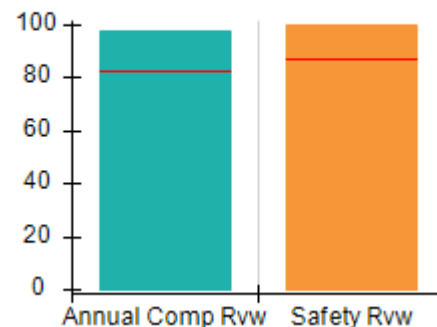
Quarterly Provider Comparisons to All CPAs

▼ — indicates average for all CPAs

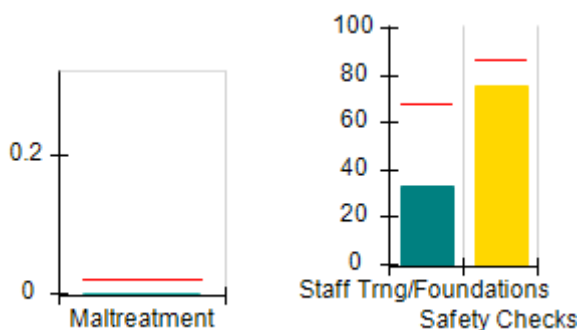
Overall Score (%)



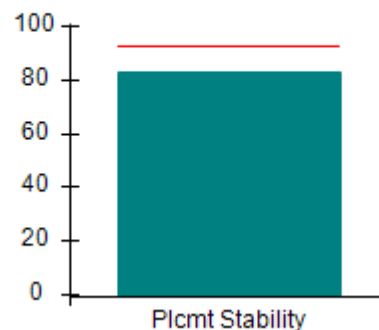
OPM Monitoring Reviews (%)



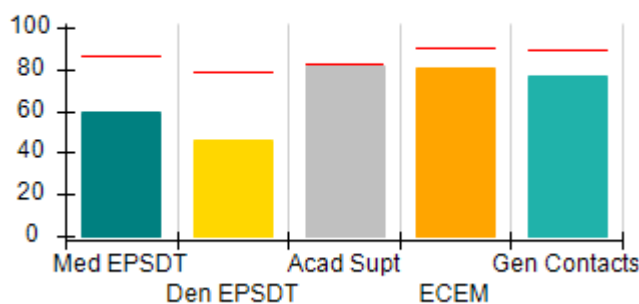
Safety Outcomes (%)



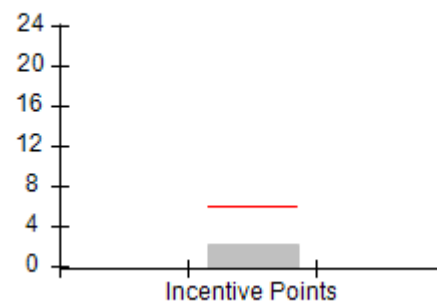
Permanency Outcomes (%)



Well-Being Outcomes (%)



Incentives Earned (Points)





DHS, DFCS, Office of Provider Management
Performance-Based Placement Measures
RBWO Provider GA+SCORECARD - CPA
 Report Quarter: Q4 FY2020



| | | | | |
|---|------------------------------|---------------------------------------|---------------------------------|------------------------------------|
| Provider/Program Name: Neighbor to Family - Dekalb County (1031) - CPA | | | | |
| 2075 West Park Place Blvd., Stone Mountain, GA 30087 | | Quarterly Scores (Grades) | | Current Quarter Score (Grade) |
| Phone: (770) 465-5170 | | Q1: 79.10 (C+) | Q2: 94.94 (A) | 76.08% (C) |
| Vendor ID# 35503 | | Q3: 100.00 (A+) | Q4: 76.08 (C) | |
| # New Foster Homes During Quarter: 0 | | # Children in Care During Quarter: 36 | # Placements During Quarter: 36 | # Children in Care On Last Day: 26 |
| | Avg Performance All CPAs (%) | Provider Performance (%)* | Possible Points (Weight) | Provider Points Earned |
| OPM Monitoring Reviews | | | | |
| Annual Comprehensive Reviews | 82% | 97% | 25 | 24.29 |
| Safety Reviews | 87% | 100% | 15 | 15.00 |
| Monitoring Sub-Total | | | 40 | 39.29 |
| CPA Safety Outcomes | | | | |
| Incidence of Maltreatment | 0.02% | No Substantiated Reports | 10 | 10.00 |
| Staff Training | 67% | 33% | 5 | 1.65 |
| Staff Safety Checks | 86% | 75% | 5 | 3.75 |
| Safety Sub-Total | | | 20 | 15.40 |
| CPA Permanency Outcomes | | | | |
| Placement Stability | 93% | 83% | 15 | 12.45 |
| Permanency Sub-Total | | | 15 | 12.45 |
| CPA Well-Being Outcomes | | | | |
| EPSDT Medical Visits | 86% | 60% | 4 | 2.40 |
| EPSDT Dental Visits | 79% | 46% | 4 | 1.84 |
| Academic Supports | 82% | 82% | 3 | 2.46 |
| Provider ECEM Visits | 90% | 81% | 7 | 5.67 |
| Provider General Contacts | 89% | 77% | 7 | 5.39 |
| Placements with Siblings | 68% | 75% | Not Scored | Not Scored |
| Placements within Legal County | 18% | Not Eligible | Not Scored | Not Scored |
| Well-Being Sub-Total | | | 25 | 17.76 |

*Performance calculation descriptions can be found in the FY 2019 RBWO PBP Measurements and Standards Guide.

| | | | |
|---|--|-----------------------------|-------------------|
| Monitoring & Outcomes: Possible Points = 100 | | Points Earned: 84.90 | |
| Score Before Incentives Credit | | | 84.90% |
| Incentives Awarded | | | 2.20 pts |
| PBP Verification | | | -11.02 pts |
| Total Score | | | 76.08% |



DHS, DFCS, Office of Provider Management
Performance-Based Placement Measures
RBWO Provider GA+SCORECARD - CPA
Report Quarter: Q4 FY2020



Provider/Program Name: Neighbor to Family - Dekalb County (1031) - CPA

| # New Foster Homes During Quarter: 0 | | # Children in Care During Quarter: 36 | # Placements During Quarter: 36 | # Children in Care On Last Day: 26 |
|---|------------------------------|---------------------------------------|---------------------------------|------------------------------------|
| CPA Incentive Credits | Avg Performance All CPAs (%) | Provider Performance (%)* | Possible Points (Weight) | Provider Points Earned |
| Early EPSDT Medical Visits | | 0% | 2 | 0.00 |
| Early EPSDT Dental Visits | | 10% | 2 | 0.20 |
| Permanency Contacts | | 0% | 5 | 0.00 |
| Additional Academic Supports | | 0% | 2 | 0.00 |
| HS Grad/GED/Prof or Trade Certificate/College | | N/A | 10/5/5/1 | |
| EYSS Agreement | | Not Eligible | 5 | |
| Community Connections | | 0% | 4 | 0.00 |
| Foster Hm Retention Rate (threshold = 90) | | 58% | 2 | 0.00 |
| Foster Hm Recruitment (threshold = 100) | | 0% | 2 | 0.00 |
| Active Agency Accreditation | | 50% | 4 | 2.00 |
| Staff Clinical Licensure | | 0% | 5 | 0.00 |
| Incentives Total | 5.87 | | | 2.20 |
| Maximum total combined incentive credit allowed is 10 points. | | | Incentives Awarded | 2.20 |

*Performance calculation descriptions can be found in the FY 2019 RBWO PBP Measurements and Standards Guide.

Child Protective Services Investigations and Dispositions

The following investigations data, which is not used for scoring but is considered significant to a provider's performance, is from Georgia SHINES and is not considered final or complete until the end of the fiscal year.

| | | |
|-----------------------------------|---|--|
| Total Reports: | 0 | |
| Number Screened In: | 0 | |
| Number Screened Out: | 0 | |
| Number Substantiated: | 0 | |
| Number Unsubstantiated: | 0 | |
| Number Active CPS Investigations: | 0 | |



DHS, DFCS, Office of Provider Management
Performance-Based Placement Measures
RBWO Provider GA+SCORECARD - CPA
Report Quarter: Q4 FY2020



| | | | |
|--|--------------------------------------|--------------------------------|--------------------------------------|
| Provider/Program Name: Neighbor to Family - Douglas County (1033) - CPA | | | |
| 2075 West Park Place Blvd., Stone Mountain, GA 30087 | Quarterly Scores (Grades) | | Current Quarter Score (Grade) |
| Phone: 770-465-5170 | Q1: 94.99 (A) | Q2: 98.80 (A+) | 86.86% (B) |
| Vendor ID# 35502 | Q3: 87.69 (B+) | Q4: 86.86 (B) | |
| # New Foster Homes During Quarter: 0 | # Children in Care During Quarter: 5 | # Placements During Quarter: 5 | # Children in Care On Last Day: 2 |
| Quarterly Provider Comparisons to All CPAs | | | |

▼ — indicates average for all CPAs





DHS, DFCS, Office of Provider Management
Performance-Based Placement Measures
RBWO Provider GA+SCORECARD - CPA
 Report Quarter: Q4 FY2020



Provider/Program Name: Neighbor to Family - Douglas County (1033) - CPA

| | | | |
|--|---------------------------|----------------|-------------------------------|
| 2075 West Park Place Blvd., Stone Mountain, GA 30087 | Quarterly Scores (Grades) | | Current Quarter Score (Grade) |
| Phone: 770-465-5170 | Q1: 94.99 (A) | Q2: 98.80 (A+) | 86.86% (B) |
| Vendor ID# 35502 | Q3: 87.69 (B+) | Q4: 86.86 (B) | |

| | | | |
|--------------------------------------|--------------------------------------|--------------------------------|-----------------------------------|
| # New Foster Homes During Quarter: 0 | # Children in Care During Quarter: 5 | # Placements During Quarter: 5 | # Children in Care On Last Day: 2 |
|--------------------------------------|--------------------------------------|--------------------------------|-----------------------------------|

| | Avg Performance All CPAs (%) | Provider Performance (%)* | Possible Points (Weight) | Provider Points Earned |
|--|------------------------------|---------------------------|--------------------------|------------------------|
|--|------------------------------|---------------------------|--------------------------|------------------------|

OPM Monitoring Reviews

| | | | | |
|------------------------------|-----|-------------------|-----------|--------------|
| Annual Comprehensive Reviews | 82% | 99% | 25 | 24.75 |
| Safety Reviews | 87% | Not Yet Conducted | | |
| Monitoring Sub-Total | | | 25 | 24.75 |

CPA Safety Outcomes

| | | | | |
|---------------------------|-------|--------------------------|-----------|--------------|
| Incidence of Maltreatment | 0.02% | No Substantiated Reports | 10 | 10.00 |
| Staff Training | 67% | 29% | 5 | 1.45 |
| Staff Safety Checks | 86% | 86% | 5 | 4.30 |
| Safety Sub-Total | | | 20 | 15.75 |

CPA Permanency Outcomes

| | | | | |
|-----------------------------|-----|------|-----------|--------------|
| Placement Stability | 93% | 100% | 15 | 15.00 |
| Permanency Sub-Total | | | 15 | 15.00 |

CPA Well-Being Outcomes

| | | | | |
|--------------------------------|-----|--------------|------------|--------------|
| EPSDT Medical Visits | 86% | 40% | 4 | 1.60 |
| EPSDT Dental Visits | 79% | 40% | 4 | 1.60 |
| Academic Supports | 82% | 100% | 3 | 3.00 |
| Provider ECEM Visits | 90% | 100% | 7 | 7.00 |
| Provider General Contacts | 89% | 100% | 7 | 7.00 |
| Placements with Siblings | 68% | Not Eligible | Not Scored | Not Scored |
| Placements within Legal County | 18% | Not Eligible | Not Scored | Not Scored |
| Well-Being Sub-Total | | | 25 | 20.20 |

*Performance calculation descriptions can be found in the FY 2019 RBWO PBP Measurements and Standards Guide.

| | |
|--|-----------------------------|
| Monitoring & Outcomes: Possible Points = 85 | Points Earned: 75.70 |
| Score Before Incentives Credit | 89.06% |
| Incentives Awarded | 2.80 pts |
| PBP Verification | -5.00 pts |
| Total Score | 86.86% |



DHS, DFCS, Office of Provider Management
Performance-Based Placement Measures
RBWO Provider GA+SCORECARD - CPA
Report Quarter: Q4 FY2020



Provider/Program Name: Neighbor to Family - Douglas County (1033) - CPA

| # New Foster Homes During Quarter: 0 | | # Children in Care During Quarter: 5 | # Placements During Quarter: 5 | # Children in Care On Last Day: 2 |
|---|------------------------------|--------------------------------------|--------------------------------|-----------------------------------|
| CPA Incentive Credits | Avg Performance All CPAs (%) | Provider Performance (%)* | Possible Points (Weight) | Provider Points Earned |
| Early EPSDT Medical Visits | | 40% | 2 | 0.80 |
| Early EPSDT Dental Visits | | 0% | 2 | 0.00 |
| Permanency Contacts | | 0% | 5 | 0.00 |
| Additional Academic Supports | | 0% | 2 | 0.00 |
| HS Grad/GED/Prof or Trade Certificate/College | | N/A | 10/5/5/1 | |
| EYSS Agreement | | Not Eligible | 5 | |
| Community Connections | | 0% | 4 | 0.00 |
| Foster Hm Retention Rate (threshold = 90) | | 100% | 2 | 2.00 |
| Foster Hm Recruitment (threshold = 100) | | 0% | 2 | 0.00 |
| Active Agency Accreditation | | 0% | 4 | 0.00 |
| Staff Clinical Licensure | | 0% | 5 | 0.00 |
| Incentives Total | 5.87 | | | 2.80 |
| Maximum total combined incentive credit allowed is 10 points. | | | Incentives Awarded | 2.80 |

*Performance calculation descriptions can be found in the FY 2019 RBWO PBP Measurements and Standards Guide.

Child Protective Services Investigations and Dispositions

The following investigations data, which is not used for scoring but is considered significant to a provider's performance, is from Georgia SHINES and is not considered final or complete until the end of the fiscal year.

| | | |
|-----------------------------------|---|--|
| Total Reports: | 0 | |
| Number Screened In: | 0 | |
| Number Screened Out: | 0 | |
| Number Substantiated: | 0 | |
| Number Unsubstantiated: | 0 | |
| Number Active CPS Investigations: | 0 | |



DHS, DFCS, Office of Provider Management
Performance-Based Placement Measures
RBWO Provider GA+SCORECARD - CPA



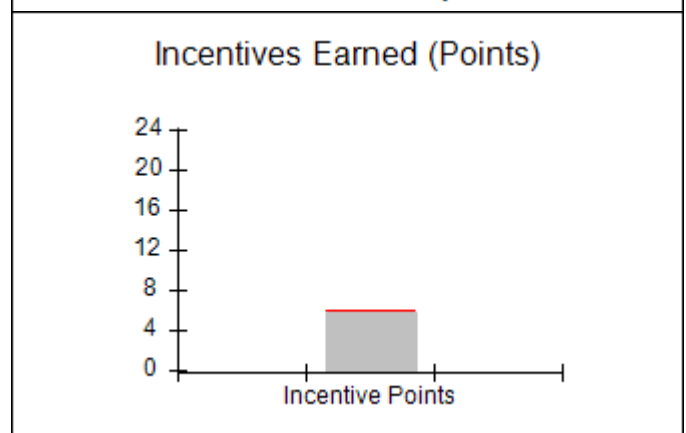
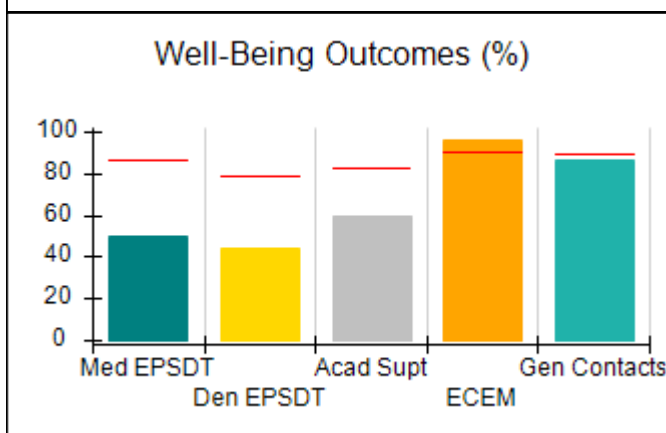
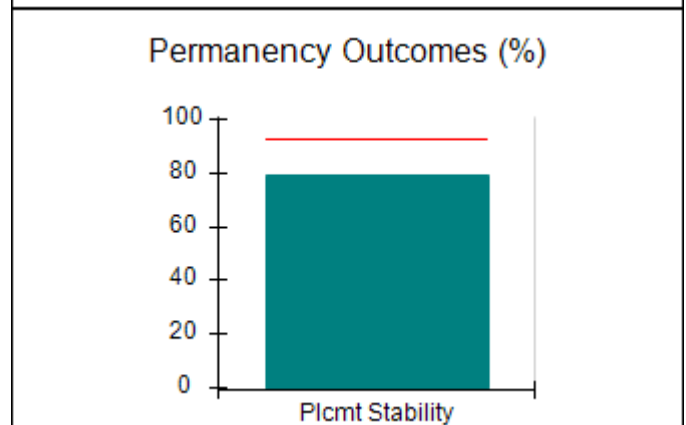
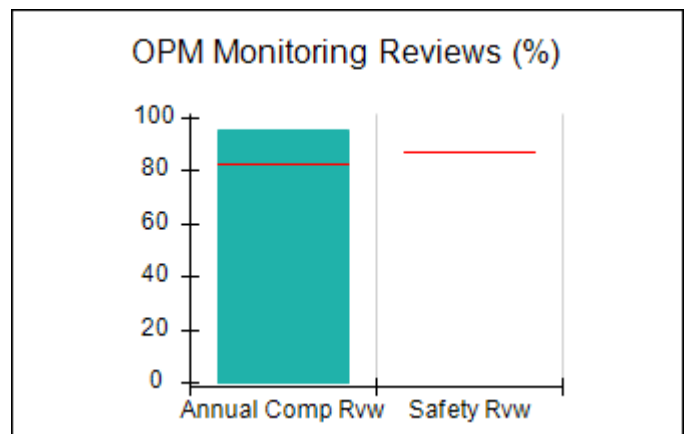
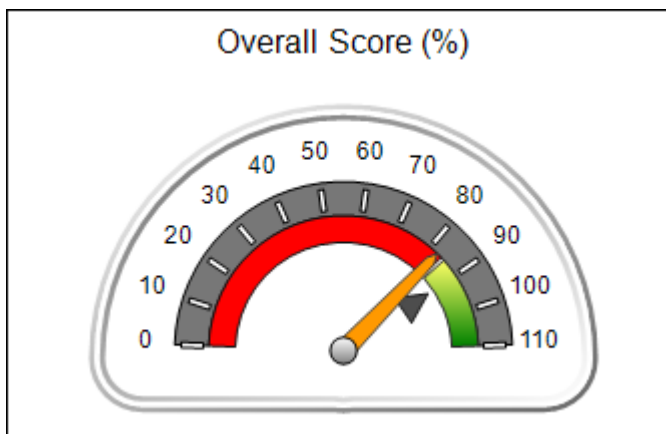
Report Quarter: Q4 FY2020

Provider/Program Name: Neighbor to Family - Fulton County (774) - CPA

| 2075 West Park Place Blvd., Stone Mountain, GA 30087 | Quarterly Scores (Grades) | | Current Quarter Score (Grade) |
|--|---------------------------------------|---------------------------------|------------------------------------|
| Phone: 770-465-5170 | Q1: 93.84 (A-) | Q2: 92.33 (A-) | 82.57% (B-) |
| Vendor ID# 35505 | Q3: 92.40 (A-) | Q4: 82.57 (B-) | |
| # New Foster Homes During Quarter: 1 | # Children in Care During Quarter: 19 | # Placements During Quarter: 21 | # Children in Care On Last Day: 12 |

Quarterly Provider Comparisons to All CPAs

▼ — indicates average for all CPAs





DHS, DFCS, Office of Provider Management
Performance-Based Placement Measures
RBWO Provider GA+SCORECARD - CPA
Report Quarter: Q4 FY2020



| | | | | |
|--|------------------------------|---------------------------------------|---------------------------------|------------------------------------|
| Provider/Program Name: Neighbor to Family - Fulton County (774) - CPA | | | | |
| 2075 West Park Place Blvd., Stone Mountain, GA 30087 | | Quarterly Scores (Grades) | | Current Quarter Score (Grade) |
| Phone: 770-465-5170 | | Q1: 93.84 (A-) | Q2: 92.33 (A-) | 82.57% (B-) |
| Vendor ID# 35505 | | Q3: 92.40 (A-) | Q4: 82.57 (B-) | |
| # New Foster Homes During Quarter: 1 | | # Children in Care During Quarter: 19 | # Placements During Quarter: 21 | # Children in Care On Last Day: 12 |
| | Avg Performance All CPAs (%) | Provider Performance (%)* | Possible Points (Weight) | Provider Points Earned |
| OPM Monitoring Reviews | | | | |
| Annual Comprehensive Reviews | 82% | 95% | 25 | 23.73 |
| Safety Reviews | 87% | Not Yet Conducted | | |
| Monitoring Sub-Total | | | 25 | 23.73 |
| CPA Safety Outcomes | | | | |
| Incidence of Maltreatment | 0.02% | No Substantiated Reports | 10 | 10.00 |
| Staff Training | 67% | 25% | 5 | 1.25 |
| Staff Safety Checks | 86% | 100% | 5 | 5.00 |
| Safety Sub-Total | | | 20 | 16.25 |
| CPA Permanency Outcomes | | | | |
| Placement Stability | 93% | 79% | 15 | 11.85 |
| Permanency Sub-Total | | | 15 | 11.85 |
| CPA Well-Being Outcomes | | | | |
| EPSDT Medical Visits | 86% | 50% | 4 | 2.00 |
| EPSDT Dental Visits | 79% | 44% | 4 | 1.76 |
| Academic Supports | 82% | 60% | 3 | 1.80 |
| Provider ECEM Visits | 90% | 96% | 7 | 6.72 |
| Provider General Contacts | 89% | 86% | 7 | 6.02 |
| Placements with Siblings | 68% | 8% | Not Scored | Not Scored |
| Placements within Legal County | 18% | 0% | Not Scored | Not Scored |
| Well-Being Sub-Total | | | 25 | 18.30 |
| *Performance calculation descriptions can be found in the FY 2019 RBWO PBP Measurements and Standards Guide. | | | | |
| Monitoring & Outcomes: Possible Points = 85 | | | Points Earned: 70.13 | |
| Score Before Incentives Credit | | | 82.51% | |
| Incentives Awarded | | | 5.82 pts | |
| PBP Verification | | | -5.76 pts | |
| Total Score | | | 82.57% | |



DHS, DFCS, Office of Provider Management
Performance-Based Placement Measures
RBWO Provider GA+SCORECARD - CPA
Report Quarter: Q4 FY2020



Provider/Program Name: Neighbor to Family - Fulton County (774) - CPA

| # New Foster Homes During Quarter: 1 | | # Children in Care During Quarter: 19 | # Placements During Quarter: 21 | # Children in Care On Last Day: 12 |
|---|------------------------------|---------------------------------------|---------------------------------|------------------------------------|
| CPA Incentive Credits | Avg Performance All CPAs (%) | Provider Performance (%)* | Possible Points (Weight) | Provider Points Earned |
| Early EPSDT Medical Visits | | 11% | 2 | 0.22 |
| Early EPSDT Dental Visits | | 0% | 2 | 0.00 |
| Permanency Contacts | | 32% | 5 | 1.60 |
| Additional Academic Supports | | 0% | 2 | 0.00 |
| HS Grad/GED/Prof or Trade Certificate/College | | N/A | 10/5/5/1 | |
| EYSS Agreement | | Not Eligible | 5 | |
| Community Connections | | 0% | 4 | 0.00 |
| Foster Hm Retention Rate (threshold = 90) | | 0% | 2 | 0.00 |
| Foster Hm Recruitment (threshold = 100) | | 100% | 2 | 2.00 |
| Active Agency Accreditation | | 50% | 4 | 2.00 |
| Staff Clinical Licensure | | 0% | 5 | 0.00 |
| Incentives Total | 5.87 | | | 5.82 |
| Maximum total combined incentive credit allowed is 10 points. | | | Incentives Awarded | 5.82 |

*Performance calculation descriptions can be found in the FY 2019 RBWO PBP Measurements and Standards Guide.

Child Protective Services Investigations and Dispositions

The following investigations data, which is not used for scoring but is considered significant to a provider's performance, is from Georgia SHINES and is not considered final or complete until the end of the fiscal year.

| | |
|-----------------------------------|---|
| Total Reports: | 0 |
| Number Screened In: | 0 |
| Number Screened Out: | 0 |
| Number Substantiated: | 0 |
| Number Unsubstantiated: | 0 |
| Number Active CPS Investigations: | 0 |



DHS, DFCS, Office of Provider Management

Performance-Based Placement Measures

RBWO Provider GA+SCORECARD - CPA

Report Quarter: Q4 FY2020



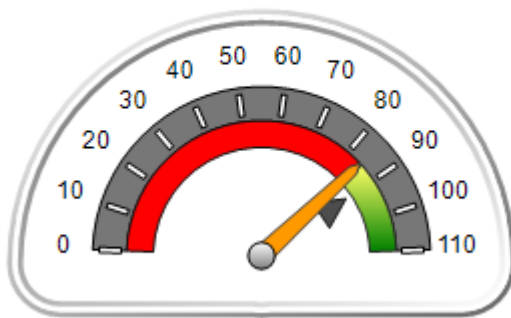
Provider/Program Name: Neighbor to Family - Gwinnett County (1032) - CPA

| 2075 W Park Pl., Stone Mountain, GA 30087 | Quarterly Scores (Grades) | | Current Quarter Score (Grade) |
|---|---------------------------------------|---------------------------------|------------------------------------|
| Phone: 770-465-5170 | Q1: 98.97 (A+) | Q2: 100.53 (A+) | 84.39% (B) |
| Vendor ID# 35504 | Q3: 99.17 (A+) | Q4: 84.39 (B) | |
| # New Foster Homes During Quarter: 0 | # Children in Care During Quarter: 27 | # Placements During Quarter: 27 | # Children in Care On Last Day: 24 |

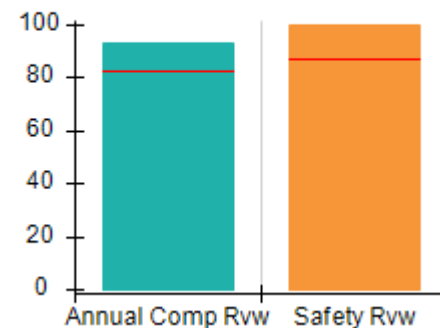
Quarterly Provider Comparisons to All CPAs

▼ — indicates average for all CPAs

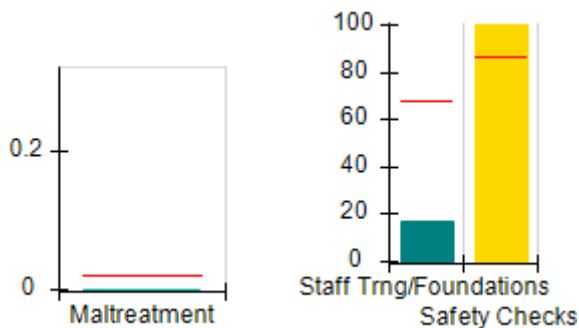
Overall Score (%)



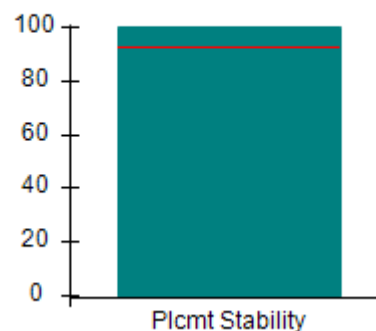
OPM Monitoring Reviews (%)



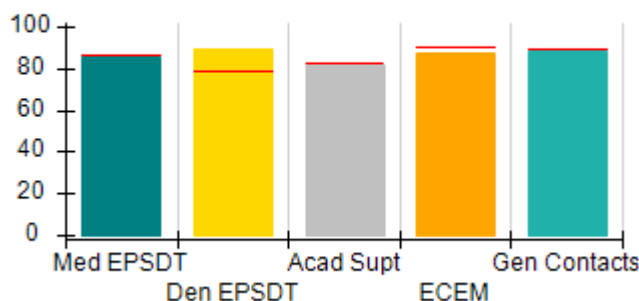
Safety Outcomes (%)



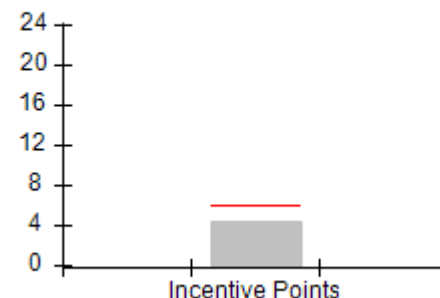
Permanency Outcomes (%)



Well-Being Outcomes (%)



Incentives Earned (Points)





DHS, DFCS, Office of Provider Management
Performance-Based Placement Measures
RBWO Provider GA+SCORECARD - CPA
 Report Quarter: Q4 FY2020



Provider/Program Name: Neighbor to Family - Gwinnett County (1032) - CPA

| | | | |
|---|---------------------------|-----------------|-------------------------------|
| 2075 W Park Pl., Stone Mountain, GA 30087 | Quarterly Scores (Grades) | | Current Quarter Score (Grade) |
| Phone: 770-465-5170 | Q1: 98.97 (A+) | Q2: 100.53 (A+) | 84.39% (B) |
| Vendor ID# 35504 | Q3: 99.17 (A+) | Q4: 84.39 (B) | |

| | | | |
|--------------------------------------|---------------------------------------|---------------------------------|------------------------------------|
| # New Foster Homes During Quarter: 0 | # Children in Care During Quarter: 27 | # Placements During Quarter: 27 | # Children in Care On Last Day: 24 |
|--------------------------------------|---------------------------------------|---------------------------------|------------------------------------|

| | Avg Performance All CPAs (%) | Provider Performance (%)* | Possible Points (Weight) | Provider Points Earned |
|--|------------------------------|---------------------------|--------------------------|------------------------|
|--|------------------------------|---------------------------|--------------------------|------------------------|

OPM Monitoring Reviews

| | | | | |
|------------------------------|-----|------|-----------|--------------|
| Annual Comprehensive Reviews | 82% | 93% | 25 | 23.14 |
| Safety Reviews | 87% | 100% | 15 | 15.00 |
| Monitoring Sub-Total | | | 40 | 38.14 |

CPA Safety Outcomes

| | | | | |
|---------------------------|-------|--------------------------|-----------|--------------|
| Incidence of Maltreatment | 0.02% | No Substantiated Reports | 10 | 10.00 |
| Staff Training | 67% | 17% | 5 | 0.85 |
| Staff Safety Checks | 86% | 100% | 5 | 5.00 |
| Safety Sub-Total | | | 20 | 15.85 |

CPA Permanency Outcomes

| | | | | |
|-----------------------------|-----|------|-----------|--------------|
| Placement Stability | 93% | 100% | 15 | 15.00 |
| Permanency Sub-Total | | | 15 | 15.00 |

CPA Well-Being Outcomes

| | | | | |
|--------------------------------|-----|--------------|------------|--------------|
| EPSDT Medical Visits | 86% | 85% | 4 | 3.40 |
| EPSDT Dental Visits | 79% | 89% | 4 | 3.56 |
| Academic Supports | 82% | 82% | 3 | 2.46 |
| Provider ECEM Visits | 90% | 87% | 7 | 6.09 |
| Provider General Contacts | 89% | 88% | 7 | 6.16 |
| Placements with Siblings | 68% | 100% | Not Scored | Not Scored |
| Placements within Legal County | 18% | Not Eligible | Not Scored | Not Scored |
| Well-Being Sub-Total | | | 25 | 21.67 |

*Performance calculation descriptions can be found in the FY 2019 RBWO PBP Measurements and Standards Guide.

| | |
|---|-----------------------------|
| Monitoring & Outcomes: Possible Points = 100 | Points Earned: 90.66 |
| Score Before Incentives Credit | 90.66% |
| Incentives Awarded | 4.24 pts |
| PBP Verification | -10.51 pts |
| Total Score | 84.39% |



DHS, DFCS, Office of Provider Management
Performance-Based Placement Measures
RBWO Provider GA+SCORECARD - CPA
Report Quarter: Q4 FY2020



Provider/Program Name: Neighbor to Family - Gwinnett County (1032) - CPA

| # New Foster Homes During Quarter: 0 | | # Children in Care During Quarter: 27 | # Placements During Quarter: 27 | # Children in Care On Last Day: 24 |
|---|------------------------------|---------------------------------------|---------------------------------|------------------------------------|
| CPA Incentive Credits | Avg Performance All CPAs (%) | Provider Performance (%)* | Possible Points (Weight) | Provider Points Earned |
| Early EPSDT Medical Visits | | 0% | 2 | 0.00 |
| Early EPSDT Dental Visits | | 57% | 2 | 1.14 |
| Permanency Contacts | | 22% | 5 | 1.10 |
| Additional Academic Supports | | 0% | 2 | 0.00 |
| HS Grad/GED/Prof or Trade Certificate/College | | N/A | 10/5/5/1 | |
| EYSS Agreement | | Not Eligible | 5 | |
| Community Connections | | 0% | 4 | 0.00 |
| Foster Hm Retention Rate (threshold = 90) | | 40% | 2 | 0.00 |
| Foster Hm Recruitment (threshold = 100) | | 0% | 2 | 0.00 |
| Active Agency Accreditation | | 50% | 4 | 2.00 |
| Staff Clinical Licensure | | 0% | 5 | 0.00 |
| Incentives Total | 5.87 | | | 4.24 |
| Maximum total combined incentive credit allowed is 10 points. | | | Incentives Awarded | 4.24 |

*Performance calculation descriptions can be found in the FY 2019 RBWO PBP Measurements and Standards Guide.

Child Protective Services Investigations and Dispositions

The following investigations data, which is not used for scoring but is considered significant to a provider's performance, is from Georgia SHINES and is not considered final or complete until the end of the fiscal year.

| | |
|-----------------------------------|---|
| Total Reports: | 0 |
| Number Screened In: | 0 |
| Number Screened Out: | 0 |
| Number Substantiated: | 0 |
| Number Unsubstantiated: | 0 |
| Number Active CPS Investigations: | 0 |



DHS, DFCS, Office of Provider Management
Performance-Based Placement Measures
RBWO Provider GA+SCORECARD - CPA
Report Quarter: Q4 FY2020



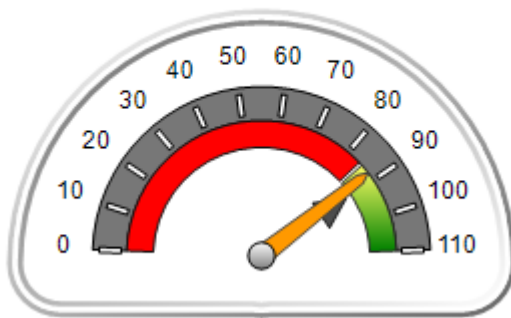
Provider/Program Name: Neighbor to Family - Henry County (1035) - CPA

| | | | |
|--|---------------------------------------|---------------------------------|-----------------------------------|
| 3000 Corporate Center Dr, Morrow, GA 30260 | Quarterly Scores (Grades) | | Current Quarter Score (Grade) |
| Phone: 678-422-9770 | Q1: 94.18 (A) | Q2: 91.78 (A-) | 87.66% (B+) |
| Vendor ID# 62038 | Q3: 82.70 (B-) | Q4: 87.66 (B+) | |
| # New Foster Homes During Quarter: 0 | # Children in Care During Quarter: 15 | # Placements During Quarter: 15 | # Children in Care On Last Day: 8 |

Quarterly Provider Comparisons to All CPAs

▼ — indicates average for all CPAs

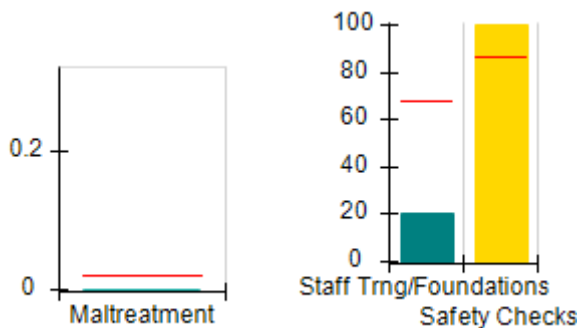
Overall Score (%)



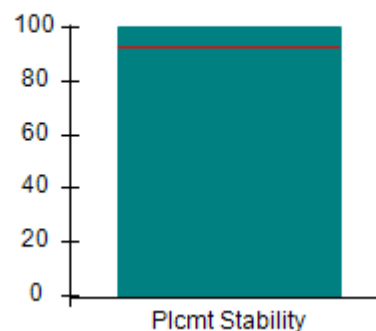
OPM Monitoring Reviews (%)



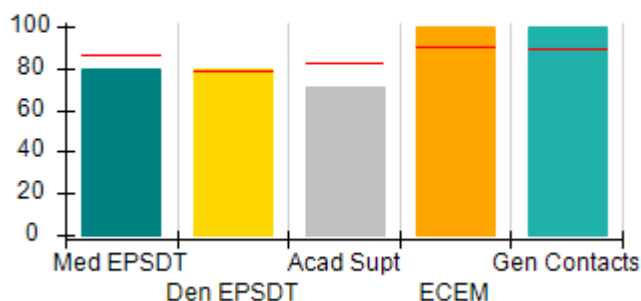
Safety Outcomes (%)



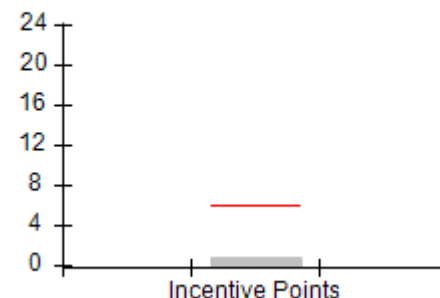
Permanency Outcomes (%)



Well-Being Outcomes (%)



Incentives Earned (Points)





DHS, DFCS, Office of Provider Management
Performance-Based Placement Measures
RBWO Provider GA+SCORECARD - CPA
 Report Quarter: Q4 FY2020



Provider/Program Name: Neighbor to Family - Henry County (1035) - CPA

| | | | |
|--|---------------------------|----------------|-------------------------------|
| 3000 Corporate Center Dr, Morrow, GA 30260 | Quarterly Scores (Grades) | | Current Quarter Score (Grade) |
| Phone: 678-422-9770 | Q1: 94.18 (A) | Q2: 91.78 (A-) | 87.66% (B+) |
| Vendor ID# 62038 | Q3: 82.70 (B-) | Q4: 87.66 (B+) | |

| | | | |
|--------------------------------------|---------------------------------------|---------------------------------|-----------------------------------|
| # New Foster Homes During Quarter: 0 | # Children in Care During Quarter: 15 | # Placements During Quarter: 15 | # Children in Care On Last Day: 8 |
|--------------------------------------|---------------------------------------|---------------------------------|-----------------------------------|

| | Avg Performance All CPAs (%) | Provider Performance (%)* | Possible Points (Weight) | Provider Points Earned |
|--|------------------------------|---------------------------|--------------------------|------------------------|
|--|------------------------------|---------------------------|--------------------------|------------------------|

OPM Monitoring Reviews

| | | | | |
|------------------------------|-----|-----|-----------|--------------|
| Annual Comprehensive Reviews | 82% | 85% | 25 | 21.33 |
| Safety Reviews | 87% | 80% | 15 | 12.00 |
| Monitoring Sub-Total | | | 40 | 33.33 |

CPA Safety Outcomes

| | | | | |
|---------------------------|-------|--------------------------|-----------|--------------|
| Incidence of Maltreatment | 0.02% | No Substantiated Reports | 10 | 10.00 |
| Staff Training | 67% | 20% | 5 | 1.00 |
| Staff Safety Checks | 86% | 100% | 5 | 5.00 |
| Safety Sub-Total | | | 20 | 16.00 |

CPA Permanency Outcomes

| | | | | |
|-----------------------------|-----|------|-----------|--------------|
| Placement Stability | 93% | 100% | 15 | 15.00 |
| Permanency Sub-Total | | | 15 | 15.00 |

CPA Well-Being Outcomes

| | | | | |
|--------------------------------|-----|--------------|------------|--------------|
| EPSDT Medical Visits | 86% | 80% | 4 | 3.20 |
| EPSDT Dental Visits | 79% | 80% | 4 | 3.20 |
| Academic Supports | 82% | 71% | 3 | 2.13 |
| Provider ECEM Visits | 90% | 100% | 7 | 7.00 |
| Provider General Contacts | 89% | 100% | 7 | 7.00 |
| Placements with Siblings | 68% | 35% | Not Scored | Not Scored |
| Placements within Legal County | 18% | Not Eligible | Not Scored | Not Scored |
| Well-Being Sub-Total | | | 25 | 22.53 |

*Performance calculation descriptions can be found in the FY 2019 RBWO PBP Measurements and Standards Guide.

| | | | |
|---|--|-----------------------------|-----------------|
| Monitoring & Outcomes: Possible Points = 100 | | Points Earned: 86.86 | |
| Score Before Incentives Credit | | | 86.86% |
| Incentives Awarded | | | 0.80 pts |
| PBP Verification | | | N/A pts |
| Total Score | | | 87.66% |



DHS, DFCS, Office of Provider Management
Performance-Based Placement Measures
RBWO Provider GA+SCORECARD - CPA
Report Quarter: Q4 FY2020



Provider/Program Name: Neighbor to Family - Henry County (1035) - CPA

| # New Foster Homes During Quarter: 0 | | # Children in Care During Quarter: 15 | # Placements During Quarter: 15 | # Children in Care On Last Day: 8 |
|---|------------------------------|---------------------------------------|---------------------------------|-----------------------------------|
| CPA Incentive Credits | Avg Performance All CPAs (%) | Provider Performance (%)* | Possible Points (Weight) | Provider Points Earned |
| Early EPSDT Medical Visits | | 0% | 2 | 0.00 |
| Early EPSDT Dental Visits | | 0% | 2 | 0.00 |
| Permanency Contacts | | 16% | 5 | 0.80 |
| Additional Academic Supports | | 0% | 2 | 0.00 |
| HS Grad/GED/Prof or Trade Certificate/College | | N/A | 10/5/5/1 | |
| EYSS Agreement | | Not Eligible | 5 | |
| Community Connections | | 0% | 4 | 0.00 |
| Foster Hm Retention Rate (threshold = 90) | | 60% | 2 | 0.00 |
| Foster Hm Recruitment (threshold = 100) | | 0% | 2 | 0.00 |
| Active Agency Accreditation | | 0% | 4 | 0.00 |
| Staff Clinical Licensure | | 0% | 5 | 0.00 |
| Incentives Total | 5.87 | | | 0.80 |
| Maximum total combined incentive credit allowed is 10 points. | | | Incentives Awarded | 0.80 |

*Performance calculation descriptions can be found in the FY 2019 RBWO PBP Measurements and Standards Guide.

Child Protective Services Investigations and Dispositions

The following investigations data, which is not used for scoring but is considered significant to a provider's performance, is from Georgia SHINES and is not considered final or complete until the end of the fiscal year.

| | | |
|-----------------------------------|---|--|
| Total Reports: | 0 | |
| Number Screened In: | 0 | |
| Number Screened Out: | 0 | |
| Number Substantiated: | 0 | |
| Number Unsubstantiated: | 0 | |
| Number Active CPS Investigations: | 0 | |



DHS, DFCS, Office of Provider Management

Performance-Based Placement Measures

RBWO Provider GA+SCORECARD - CPA

Report Quarter: Q4 FY2020



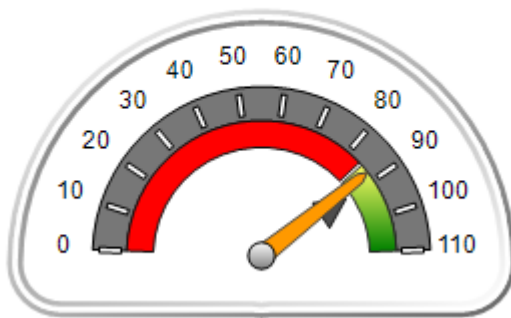
Provider/Program Name: Neighbor to Family - Richmond County (1034) - CPA

| 1226 Augusta West Pkwy, Augusta, GA 30909 | Quarterly Scores (Grades) | | Current Quarter Score (Grade) |
|---|---------------------------------------|---------------------------------|------------------------------------|
| Phone: 706-396-2180 | Q1: 101.57 (A+) | Q2: 102.82 (A+) | 87.39% (B+) |
| Vendor ID# 35506 | Q3: 100.96 (A+) | Q4: 87.39 (B+) | |
| # New Foster Homes During Quarter: 0 | # Children in Care During Quarter: 40 | # Placements During Quarter: 40 | # Children in Care On Last Day: 36 |

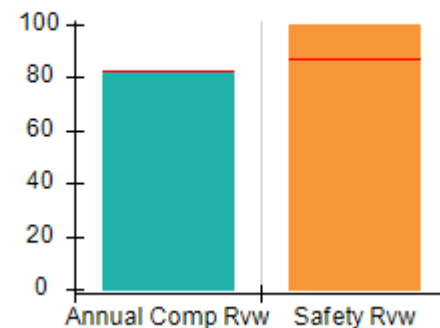
Quarterly Provider Comparisons to All CPAs

▼ — indicates average for all CPAs

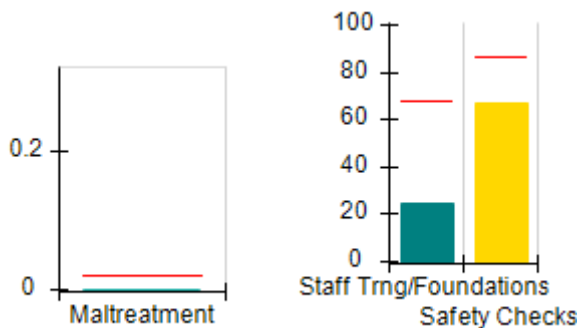
Overall Score (%)



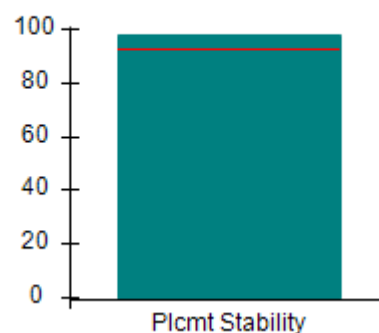
OPM Monitoring Reviews (%)



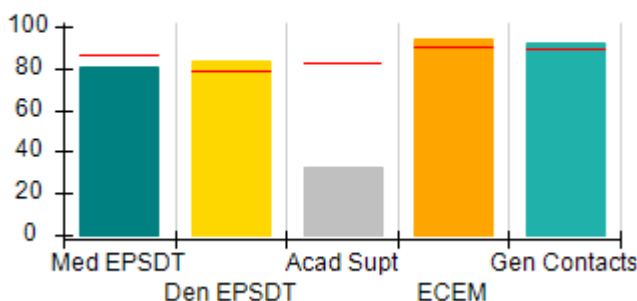
Safety Outcomes (%)



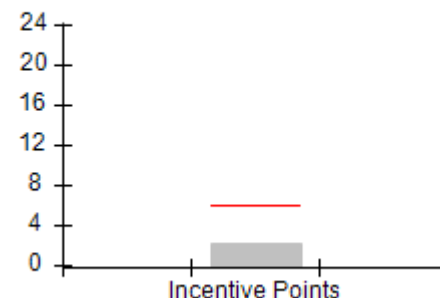
Permanency Outcomes (%)



Well-Being Outcomes (%)



Incentives Earned (Points)





DHS, DFCS, Office of Provider Management
Performance-Based Placement Measures
RBWO Provider GA+SCORECARD - CPA
 Report Quarter: Q4 FY2020



| Provider/Program Name: Neighbor to Family - Richmond County (1034) - CPA | | | | |
|--|---------------------------------------|---------------------------------|------------------------------------|-------------------------------|
| 1226 Augusta West Pkwy, Augusta, GA 30909 | Quarterly Scores (Grades) | | | Current Quarter Score (Grade) |
| Phone: 706-396-2180 | Q1: 101.57 (A+) | Q2: 102.82 (A+) | 87.39% (B+) | |
| Vendor ID# 35506 | Q3: 100.96 (A+) | Q4: 87.39 (B+) | | |
| # New Foster Homes During Quarter: 0 | # Children in Care During Quarter: 40 | # Placements During Quarter: 40 | # Children in Care On Last Day: 36 | |
| | Avg Performance All CPAs (%) | Provider Performance (%)* | Possible Points (Weight) | Provider Points Earned |
| OPM Monitoring Reviews | | | | |
| Annual Comprehensive Reviews | 82% | 82% | 25 | 20.46 |
| Safety Reviews | 87% | 100% | 15 | 15.00 |
| Monitoring Sub-Total | | | 40 | 35.46 |
| CPA Safety Outcomes | | | | |
| Incidence of Maltreatment | 0.02% | No Substantiated Reports | 10 | 10.00 |
| Staff Training | 67% | 25% | 5 | 1.25 |
| Staff Safety Checks | 86% | 67% | 5 | 3.35 |
| Safety Sub-Total | | | 20 | 14.60 |
| CPA Permanency Outcomes | | | | |
| Placement Stability | 93% | 98% | 15 | 14.70 |
| Permanency Sub-Total | | | 15 | 14.70 |
| CPA Well-Being Outcomes | | | | |
| EPSDT Medical Visits | 86% | 81% | 4 | 3.24 |
| EPSDT Dental Visits | 79% | 83% | 4 | 3.32 |
| Academic Supports | 82% | 33% | 3 | 0.99 |
| Provider ECEM Visits | 90% | 94% | 7 | 6.58 |
| Provider General Contacts | 89% | 92% | 7 | 6.44 |
| Placements with Siblings | 68% | 100% | Not Scored | Not Scored |
| Placements within Legal County | 18% | 0% | Not Scored | Not Scored |
| Well-Being Sub-Total | | | 25 | 20.57 |

*Performance calculation descriptions can be found in the FY 2019 RBWO PBP Measurements and Standards Guide.

| Monitoring & Outcomes: Possible Points = 100 | | Points Earned: 85.33 | |
|--|--|----------------------|--|
| Score Before Incentives Credit | | 85.33% | |
| Incentives Awarded | | 2.06 pts | |
| PBP Verification | | N/A pts | |
| Total Score | | 87.39% | |



DHS, DFCS, Office of Provider Management
Performance-Based Placement Measures
RBWO Provider GA+SCORECARD - CPA
Report Quarter: Q4 FY2020



Provider/Program Name: Neighbor to Family - Richmond County (1034) - CPA

| # New Foster Homes During Quarter: 0 | | # Children in Care During Quarter: 40 | # Placements During Quarter: 40 | # Children in Care On Last Day: 36 |
|---|------------------------------|---------------------------------------|---------------------------------|------------------------------------|
| CPA Incentive Credits | Avg Performance All CPAs (%) | Provider Performance (%)* | Possible Points (Weight) | Provider Points Earned |
| Early EPSDT Medical Visits | | 0% | 2 | 0.00 |
| Early EPSDT Dental Visits | | 0% | 2 | 0.00 |
| Permanency Contacts | | 0% | 5 | 0.00 |
| Additional Academic Supports | | 3% | 2 | 0.06 |
| HS Grad/GED/Prof or Trade Certificate/College | | N/A | 10/5/5/1 | |
| EYSS Agreement | | Not Eligible | 5 | |
| Community Connections | | 0% | 4 | 0.00 |
| Foster Hm Retention Rate (threshold = 90) | | 88% | 2 | 0.00 |
| Foster Hm Recruitment (threshold = 100) | | 0% | 2 | 0.00 |
| Active Agency Accreditation | | 50% | 4 | 2.00 |
| Staff Clinical Licensure | | 0% | 5 | 0.00 |
| Incentives Total | 5.87 | | | 2.06 |
| Maximum total combined incentive credit allowed is 10 points. | | | Incentives Awarded | 2.06 |

*Performance calculation descriptions can be found in the FY 2019 RBWO PBP Measurements and Standards Guide.

Child Protective Services Investigations and Dispositions

The following investigations data, which is not used for scoring but is considered significant to a provider's performance, is from Georgia SHINES and is not considered final or complete until the end of the fiscal year.

| | |
|-----------------------------------|---|
| Total Reports: | 0 |
| Number Screened In: | 0 |
| Number Screened Out: | 0 |
| Number Substantiated: | 0 |
| Number Unsubstantiated: | 0 |
| Number Active CPS Investigations: | 0 |



DHS, DFCS, Office of Provider Management

Performance-Based Placement Measures

RBWO Provider GA+SCORECARD - CPA



Report Quarter: Q4 FY2020

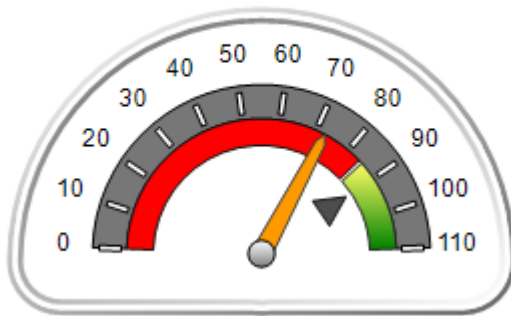
Provider/Program Name: New Beginnings, Life Changing Network, Inc. - (979) - CPA

| 50 Hurt Plaza , Atlanta, GA 30303 | Quarterly Scores (Grades) | | Current Quarter Score (Grade) |
|--------------------------------------|---------------------------------------|---------------------------------|------------------------------------|
| Phone: 404-298-0888 | Q1: 91.31 (A-) | Q2: 85.84 (B) | 72.54% (C-) |
| Vendor ID# 40080 | Q3: 79.90 (C+) | Q4: 72.54 (C-) | |
| # New Foster Homes During Quarter: 4 | # Children in Care During Quarter: 65 | # Placements During Quarter: 71 | # Children in Care On Last Day: 48 |

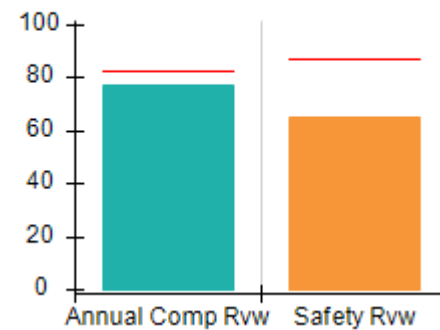
Quarterly Provider Comparisons to All CPAs

▼ — indicates average for all CPAs

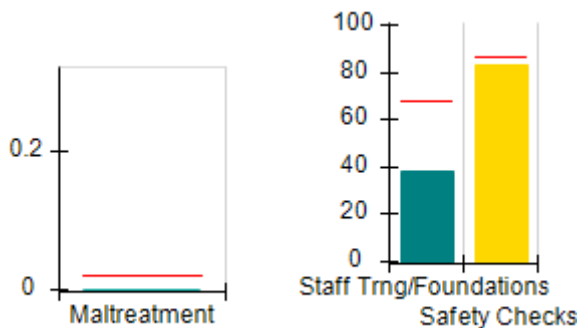
Overall Score (%)



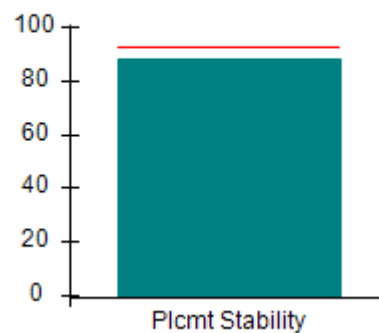
OPM Monitoring Reviews (%)



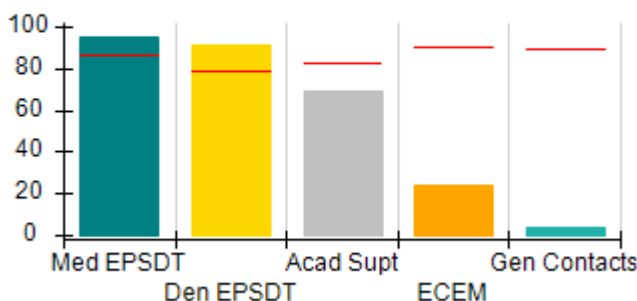
Safety Outcomes (%)



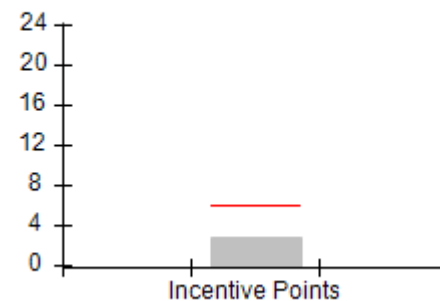
Permanency Outcomes (%)



Well-Being Outcomes (%)



Incentives Earned (Points)





DHS, DFCS, Office of Provider Management
Performance-Based Placement Measures
RBWO Provider GA+SCORECARD - CPA
 Report Quarter: Q4 FY2020



Provider/Program Name: New Beginnings, Life Changing Network, Inc. - (979) - CPA

| | | | |
|-----------------------------------|---------------------------|----------------|-------------------------------|
| 50 Hurt Plaza , Atlanta, GA 30303 | Quarterly Scores (Grades) | | Current Quarter Score (Grade) |
| Phone: 404-298-0888 | Q1: 91.31 (A-) | Q2: 85.84 (B) | 72.54% (C-) |
| Vendor ID# 40080 | Q3: 79.90 (C+) | Q4: 72.54 (C-) | |

| | | | |
|--------------------------------------|---------------------------------------|---------------------------------|------------------------------------|
| # New Foster Homes During Quarter: 4 | # Children in Care During Quarter: 65 | # Placements During Quarter: 71 | # Children in Care On Last Day: 48 |
|--------------------------------------|---------------------------------------|---------------------------------|------------------------------------|

| | Avg Performance All CPAs (%) | Provider Performance (%)* | Possible Points (Weight) | Provider Points Earned |
|--|------------------------------|---------------------------|--------------------------|------------------------|
|--|------------------------------|---------------------------|--------------------------|------------------------|

OPM Monitoring Reviews

| | | | | |
|------------------------------|-----|-----|-----------|--------------|
| Annual Comprehensive Reviews | 82% | 77% | 25 | 19.25 |
| Safety Reviews | 87% | 65% | 15 | 9.75 |
| Monitoring Sub-Total | | | 40 | 29.00 |

CPA Safety Outcomes

| | | | | |
|---------------------------|-------|--------------------------|-----------|--------------|
| Incidence of Maltreatment | 0.02% | No Substantiated Reports | 10 | 10.00 |
| Staff Training | 67% | 38% | 5 | 1.90 |
| Staff Safety Checks | 86% | 83% | 5 | 4.15 |
| Safety Sub-Total | | | 20 | 16.05 |

CPA Permanency Outcomes

| | | | | |
|-----------------------------|-----|-----|-----------|--------------|
| Placement Stability | 93% | 88% | 15 | 13.20 |
| Permanency Sub-Total | | | 15 | 13.20 |

CPA Well-Being Outcomes

| | | | | |
|--------------------------------|-----|-----|------------|--------------|
| EPSDT Medical Visits | 86% | 95% | 4 | 3.80 |
| EPSDT Dental Visits | 79% | 91% | 4 | 3.64 |
| Academic Supports | 82% | 69% | 3 | 2.07 |
| Provider ECEM Visits | 90% | 24% | 7 | 1.68 |
| Provider General Contacts | 89% | 4% | 7 | 0.28 |
| Placements with Siblings | 68% | 40% | Not Scored | Not Scored |
| Placements within Legal County | 18% | 38% | Not Scored | Not Scored |
| Well-Being Sub-Total | | | 25 | 11.47 |

*Performance calculation descriptions can be found in the FY 2019 RBWO PBP Measurements and Standards Guide.

| | |
|---|-----------------------------|
| Monitoring & Outcomes: Possible Points = 100 | Points Earned: 69.72 |
| Score Before Incentives Credit | 69.72% |
| Incentives Awarded | 2.82 pts |
| PBP Verification | N/A pts |
| Total Score | 72.54% |



DHS, DFCS, Office of Provider Management
Performance-Based Placement Measures
RBWO Provider GA+SCORECARD - CPA
Report Quarter: Q4 FY2020



Provider/Program Name: New Beginnings, Life Changing Network, Inc. - (979) - CPA

| # New Foster Homes During Quarter: 4 | | # Children in Care During Quarter: 65 | # Placements During Quarter: 71 | # Children in Care On Last Day: 48 |
|---|------------------------------|---------------------------------------|---------------------------------|------------------------------------|
| CPA Incentive Credits | Avg Performance All CPAs (%) | Provider Performance (%)* | Possible Points (Weight) | Provider Points Earned |
| Early EPSDT Medical Visits | | 67% | 2 | 1.34 |
| Early EPSDT Dental Visits | | 62% | 2 | 1.24 |
| Permanency Contacts | | 0% | 5 | 0.00 |
| Additional Academic Supports | | 12% | 2 | 0.24 |
| HS Grad/GED/Prof or Trade Certificate/College | | N/A | 10/5/5/1 | |
| EYSS Agreement | | Not Eligible | 5 | |
| Community Connections | | 0% | 4 | 0.00 |
| Foster Hm Retention Rate (threshold = 90) | | 63% | 2 | 0.00 |
| Foster Hm Recruitment (threshold = 100) | | 75% | 2 | 0.00 |
| Active Agency Accreditation | | 0% | 4 | 0.00 |
| Staff Clinical Licensure | | 0% | 5 | 0.00 |
| Incentives Total | 5.87 | | | 2.82 |
| Maximum total combined incentive credit allowed is 10 points. | | | Incentives Awarded | 2.82 |

*Performance calculation descriptions can be found in the FY 2019 RBWO PBP Measurements and Standards Guide.

Child Protective Services Investigations and Dispositions

The following investigations data, which is not used for scoring but is considered significant to a provider's performance, is from Georgia SHINES and is not considered final or complete until the end of the fiscal year.

| | |
|-----------------------------------|---|
| Total Reports: | 4 |
| Number Screened In: | 3 |
| Number Screened Out: | 1 |
| Number Substantiated: | 0 |
| Number Unsubstantiated: | 2 |
| Number Active CPS Investigations: | 1 |



DHS, DFCS, Office of Provider Management
Performance-Based Placement Measures
RBWO Provider GA+SCORECARD - CPA



Report Quarter: Q4 FY2020

| Provider/Program Name: New Horizons Community Services Board - New Horizons Community Services Board (877) - CPA | | | |
|--|--------------------------------------|--------------------------------|-----------------------------------|
| 2100 Comer Ave., Columbus, GA 31904 | Quarterly Scores (Grades) | | Current Quarter Score (Grade) |
| Phone: 706-596-5500 | Q1: 93.52 (A-) | Q2: 85.35 (B) | 91.32% (A-) |
| Vendor ID# 35508 | Q3: 87.71 (B+) | Q4: 91.32 (A-) | |
| # New Foster Homes During Quarter: 1 | # Children in Care During Quarter: 4 | # Placements During Quarter: 4 | # Children in Care On Last Day: 4 |
| Quarterly Provider Comparisons to All CPAs | | | |

▼ — indicates average for all CPAs





DHS, DFCS, Office of Provider Management
Performance-Based Placement Measures
RBWO Provider GA+SCORECARD - CPA



Report Quarter: Q4 FY2020

| | | | | |
|---|------------------------------|--------------------------------------|--------------------------------|-----------------------------------|
| Provider/Program Name: New Horizons Community Services Board - New Horizons Community Services Board (877) - CPA | | | | |
| 2100 Comer Ave., Columbus, GA 31904 | | Quarterly Scores (Grades) | | Current Quarter Score (Grade) |
| Phone: 706-596-5500 | | Q1: 93.52 (A-) | Q2: 85.35 (B) | 91.32% (A-) |
| Vendor ID# 35508 | | Q3: 87.71 (B+) | Q4: 91.32 (A-) | |
| # New Foster Homes During Quarter: 1 | | # Children in Care During Quarter: 4 | # Placements During Quarter: 4 | # Children in Care On Last Day: 4 |
| | Avg Performance All CPAs (%) | Provider Performance (%)* | Possible Points (Weight) | Provider Points Earned |
| OPM Monitoring Reviews | | | | |
| Annual Comprehensive Reviews | 82% | 82% | 25 | 20.57 |
| Safety Reviews | 87% | 100% | 15 | 15.00 |
| Monitoring Sub-Total | | | 40 | 35.57 |
| CPA Safety Outcomes | | | | |
| Incidence of Maltreatment | 0.02% | No Substantiated Reports | 10 | 10.00 |
| Staff Training | 67% | 100% | 5 | 5.00 |
| Staff Safety Checks | 86% | 50% | 5 | 2.50 |
| Safety Sub-Total | | | 20 | 17.50 |
| CPA Permanency Outcomes | | | | |
| Placement Stability | 93% | 100% | 15 | 15.00 |
| Permanency Sub-Total | | | 15 | 15.00 |
| CPA Well-Being Outcomes | | | | |
| EPSDT Medical Visits | 86% | 100% | 4 | 4.00 |
| EPSDT Dental Visits | 79% | 75% | 4 | 3.00 |
| Academic Supports | 82% | 0% | 3 | 0.00 |
| Provider ECEM Visits | 90% | 75% | 7 | 5.25 |
| Provider General Contacts | 89% | 100% | 7 | 7.00 |
| Placements with Siblings | 68% | 0% | Not Scored | Not Scored |
| Placements within Legal County | 18% | Not Eligible | Not Scored | Not Scored |
| Well-Being Sub-Total | | | 25 | 19.25 |
| *Performance calculation descriptions can be found in the FY 2019 RBWO PBP Measurements and Standards Guide. | | | | |
| Monitoring & Outcomes: Possible Points = 100 | | | Points Earned: 87.32 | |
| Score Before Incentives Credit | | | 87.32% | |
| Incentives Awarded | | | 4.00 pts | |
| PBP Verification | | | N/A pts | |
| Total Score | | | 91.32% | |



DHS, DFCS, Office of Provider Management
Performance-Based Placement Measures
RBWO Provider GA+SCORECARD - CPA



Report Quarter: Q4 FY2020

Provider/Program Name: New Horizons Community Services Board - New Horizons Community Services Board (877) - CPA

| # New Foster Homes During Quarter: 1 | | # Children in Care During Quarter: 4 | # Placements During Quarter: 4 | # Children in Care On Last Day: 4 |
|---|------------------------------|--------------------------------------|--------------------------------|-----------------------------------|
| CPA Incentive Credits | Avg Performance All CPAs (%) | Provider Performance (%)* | Possible Points (Weight) | Provider Points Earned |
| Early EPSDT Medical Visits | | 100% | 2 | 2.00 |
| Early EPSDT Dental Visits | | 0% | 2 | 0.00 |
| Permanency Contacts | | 0% | 5 | 0.00 |
| Additional Academic Supports | | 0% | 2 | 0.00 |
| HS Grad/GED/Prof or Trade Certificate/College | | N/A | 10/5/5/1 | |
| EYSS Agreement | | Not Eligible | 5 | |
| Community Connections | | 0% | 4 | 0.00 |
| Foster Hm Retention Rate (threshold = 90) | | 50% | 2 | 0.00 |
| Foster Hm Recruitment (threshold = 100) | | 100% | 2 | 2.00 |
| Active Agency Accreditation | | 0% | 4 | 0.00 |
| Staff Clinical Licensure | | 0% | 5 | 0.00 |
| Incentives Total | 5.87 | | | 4.00 |
| Maximum total combined incentive credit allowed is 10 points. | | | Incentives Awarded | 4.00 |

*Performance calculation descriptions can be found in the FY 2019 RBWO PBP Measurements and Standards Guide.

Child Protective Services Investigations and Dispositions

The following investigations data, which is not used for scoring but is considered significant to a provider's performance, is from Georgia SHINES and is not considered final or complete until the end of the fiscal year.

| | |
|-----------------------------------|---|
| Total Reports: | 0 |
| Number Screened In: | 0 |
| Number Screened Out: | 0 |
| Number Substantiated: | 0 |
| Number Unsubstantiated: | 0 |
| Number Active CPS Investigations: | 0 |



DHS, DFCS, Office of Provider Management
Performance-Based Placement Measures
RBWO Provider GA+SCORECARD - CPA
Report Quarter: Q4 FY2020

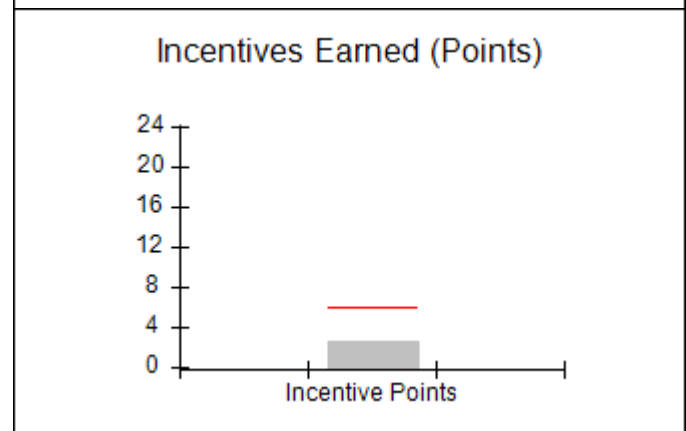
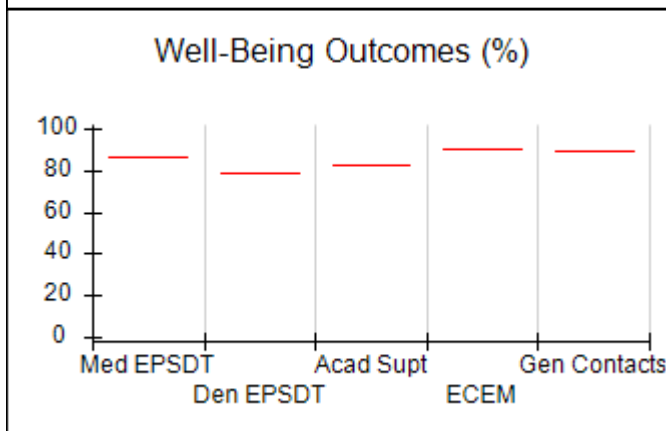
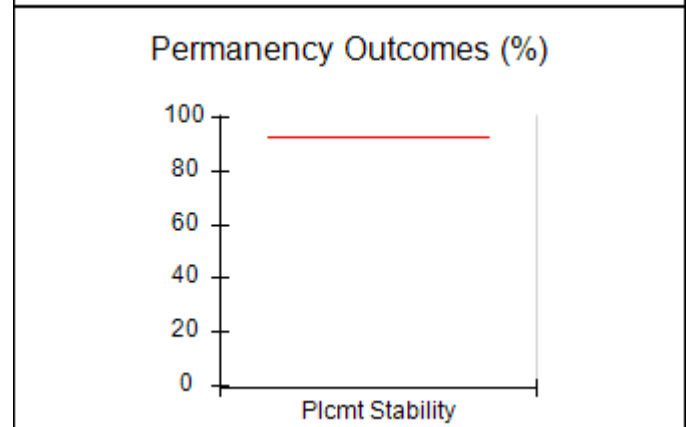
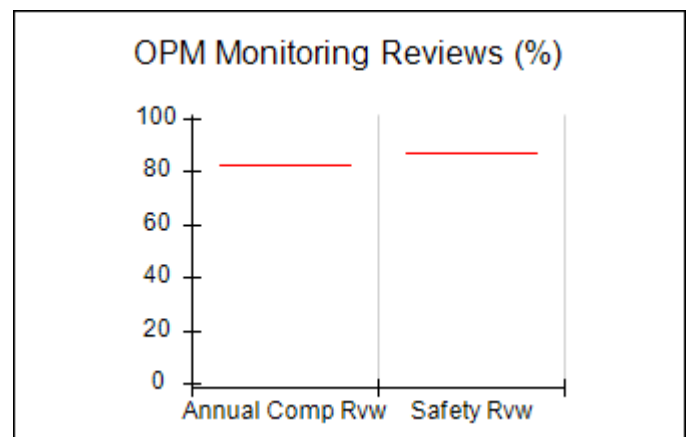
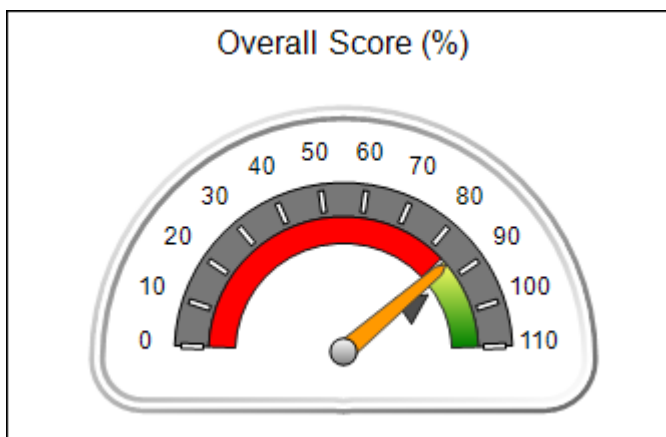


Provider/Program Name: Nightlight Christian Adoptions - (5416) - CPA

| 2350 Prince Ave., Athens, GA 30606 | Quarterly Scores (Grades) | | Current Quarter Score (Grade) |
|--------------------------------------|--------------------------------------|--------------------------------|-----------------------------------|
| Phone: 706-750-9119 | Q1: (N/A) | Q2: 86.00 (B) | 86.00% (B) |
| Vendor ID# 166391 | Q3: 102.50 (A+) | Q4: 86.00 (B) | |
| # New Foster Homes During Quarter: 0 | # Children in Care During Quarter: 0 | # Placements During Quarter: 0 | # Children in Care On Last Day: 0 |

Quarterly Provider Comparisons to All CPAs

▼ — indicates average for all CPAs





DHS, DFCS, Office of Provider Management
Performance-Based Placement Measures
RBWO Provider GA+SCORECARD - CPA
Report Quarter: Q4 FY2020



| | | | | |
|--|--------------------------------------|--------------------------------|-----------------------------------|------------------------|
| Provider/Program Name: Nightlight Christian Adoptions - (5416) - CPA | | | | |
| 2350 Prince Ave., Athens, GA 30606 | Quarterly Scores (Grades) | | Current Quarter Score (Grade) | |
| Phone: 706-750-9119 | Q1: (F) | Q2: 86.00 (B) | 86.00% (B) | |
| Vendor ID# 166391 | Q3: 102.50 (A+) | Q4: 86.00 (B) | | |
| # New Foster Homes During Quarter: 0 | # Children in Care During Quarter: 0 | # Placements During Quarter: 0 | # Children in Care On Last Day: 0 | |
| | Avg Performance All CPAs (%) | Provider Performance (%)* | Possible Points (Weight) | Provider Points Earned |
| OPM Monitoring Reviews | | | | |
| Annual Comprehensive Reviews | 82% | Not Yet Conducted | | |
| Safety Reviews | 87% | Not Yet Conducted | | |
| Monitoring Sub-Total | | | | 0.00 |
| CPA Safety Outcomes | | | | |
| Incidence of Maltreatment | 0.02% | Not Eligible | | |
| Staff Training | 67% | 100% | 10 | 10.00 |
| Staff Safety Checks | 86% | 67% | 10 | 6.70 |
| Safety Sub-Total | | | 20 | 16.70 |
| CPA Permanency Outcomes | | | | |
| Placement Stability | 93% | Not Eligible | | |
| Permanency Sub-Total | | | N/A | |
| CPA Well-Being Outcomes | | | | |
| EPSDT Medical Visits | 86% | Not Eligible | | |
| EPSDT Dental Visits | 79% | Not Eligible | | |
| Academic Supports | 82% | Not Eligible | | |
| Provider ECEM Visits | 90% | Not Eligible | | |
| Provider General Contacts | 89% | Not Eligible | | |
| Placements with Siblings | 68% | Not Eligible | Not Scored | Not Scored |
| Placements within Legal County | 18% | Not Eligible | Not Scored | Not Scored |
| Well-Being Sub-Total | | | N/A | |
| *Performance calculation descriptions can be found in the FY 2019 RBWO PBP Measurements and Standards Guide. | | | | |

| | |
|--|-----------------------------|
| Monitoring & Outcomes: Possible Points = 20 | Points Earned: 16.70 |
| Score Before Incentives Credit | 83.50% |
| Incentives Awarded | 2.50 pts |
| PBP Verification | N/A pts |
| Total Score | 86.00% |



DHS, DFCS, Office of Provider Management
Performance-Based Placement Measures
RBWO Provider GA+SCORECARD - CPA
Report Quarter: Q4 FY2020



Provider/Program Name: Nightlight Christian Adoptions - (5416) - CPA

| # New Foster Homes During Quarter: 0 | | # Children in Care During Quarter: 0 | # Placements During Quarter: 0 | # Children in Care On Last Day: 0 |
|---|------------------------------|--------------------------------------|--------------------------------|-----------------------------------|
| CPA Incentive Credits | Avg Performance All CPAs (%) | Provider Performance (%)* | Possible Points (Weight) | Provider Points Earned |
| Early EPSDT Medical Visits | | Not Eligible | 2 | |
| Early EPSDT Dental Visits | | Not Eligible | 2 | |
| Permanency Contacts | | None Planned | 5 | |
| Additional Academic Supports | | Not Eligible | 2 | |
| HS Grad/GED/Prof or Trade Certificate/College | | N/A | 10/5/5/1 | |
| EYSS Agreement | | Not Eligible | 5 | |
| Community Connections | | Not Eligible | 4 | |
| Foster Hm Retention Rate (threshold = 90) | | Not Eligible | 2 | 0.00 |
| Foster Hm Recruitment (threshold = 100) | | 0% | 2 | 0.00 |
| Active Agency Accreditation | | 50% | 4 | 2.00 |
| Staff Clinical Licensure | | 10% | 5 | 0.50 |
| Incentives Total | 5.87 | | | 2.50 |
| Maximum total combined incentive credit allowed is 10 points. | | | Incentives Awarded | 2.50 |

*Performance calculation descriptions can be found in the FY 2019 RBWO PBP Measurements and Standards Guide.

Child Protective Services Investigations and Dispositions

The following investigations data, which is not used for scoring but is considered significant to a provider's performance, is from Georgia SHINES and is not considered final or complete until the end of the fiscal year.

| | | |
|-----------------------------------|---|--|
| Total Reports: | 0 | |
| Number Screened In: | 0 | |
| Number Screened Out: | 0 | |
| Number Substantiated: | 0 | |
| Number Unsubstantiated: | 0 | |
| Number Active CPS Investigations: | 0 | |



DHS, DFCS, Office of Provider Management
Performance-Based Placement Measures
RBWO Provider GA+SCORECARD - CPA
Report Quarter: Q4 FY2020



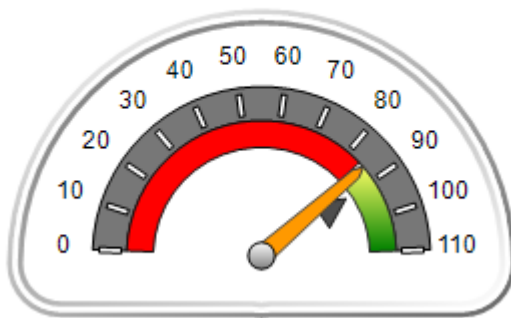
Provider/Program Name: Normal Life of Georgia, Inc. - Atlanta (5248) - CPA

| | | | |
|---|---------------------------------------|---------------------------------|------------------------------------|
| 2296 Henderson Mill Road, Atlanta, GA 30345 | Quarterly Scores (Grades) | | Current Quarter Score (Grade) |
| Phone: 770-908-2481 | Q1: 86.40 (B) | Q2: 82.14 (B-) | 85.66% (B) |
| Vendor ID# 44915 | Q3: 81.13 (B-) | Q4: 85.66 (B) | |
| # New Foster Homes During Quarter: 2 | # Children in Care During Quarter: 59 | # Placements During Quarter: 59 | # Children in Care On Last Day: 56 |

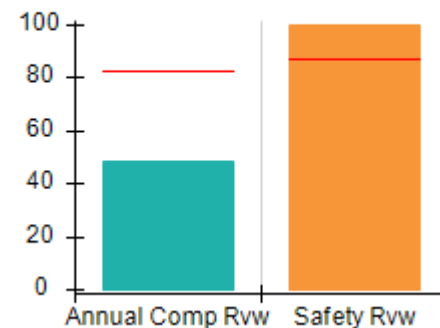
Quarterly Provider Comparisons to All CPAs

▼ — indicates average for all CPAs

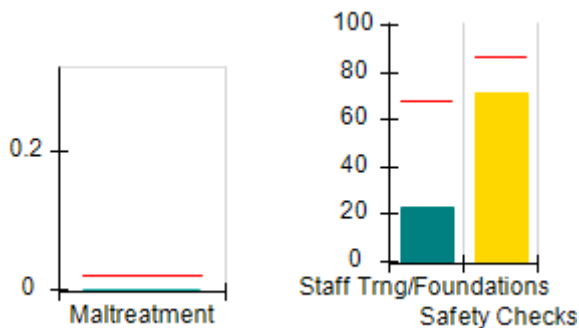
Overall Score (%)



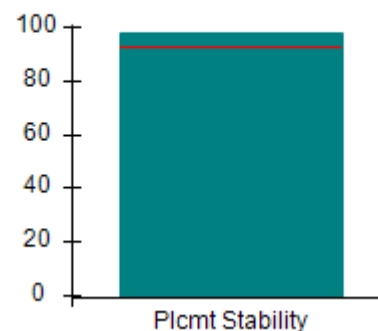
OPM Monitoring Reviews (%)



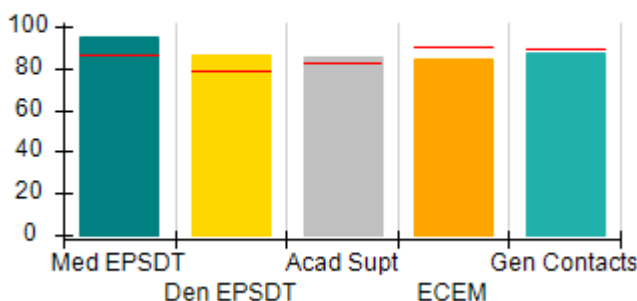
Safety Outcomes (%)



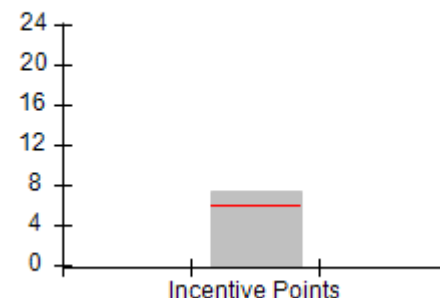
Permanency Outcomes (%)



Well-Being Outcomes (%)



Incentives Earned (Points)





DHS, DFCS, Office of Provider Management
Performance-Based Placement Measures
RBWO Provider GA+SCORECARD - CPA
Report Quarter: Q4 FY2020



Provider/Program Name: Normal Life of Georgia, Inc. - Atlanta (5248) - CPA

| | | | |
|---|---------------------------|----------------|-------------------------------|
| 2296 Henderson Mill Road, Atlanta, GA 30345 | Quarterly Scores (Grades) | | Current Quarter Score (Grade) |
| Phone: 770-908-2481 | Q1: 86.40 (B) | Q2: 82.14 (B-) | 85.66% (B) |
| Vendor ID# 44915 | Q3: 81.13 (B-) | Q4: 85.66 (B) | |

| | | | |
|--------------------------------------|---------------------------------------|---------------------------------|------------------------------------|
| # New Foster Homes During Quarter: 2 | # Children in Care During Quarter: 59 | # Placements During Quarter: 59 | # Children in Care On Last Day: 56 |
|--------------------------------------|---------------------------------------|---------------------------------|------------------------------------|

| | Avg Performance All CPAs (%) | Provider Performance (%)* | Possible Points (Weight) | Provider Points Earned |
|--|------------------------------|---------------------------|--------------------------|------------------------|
|--|------------------------------|---------------------------|--------------------------|------------------------|

OPM Monitoring Reviews

| | | | | |
|------------------------------|-----|------|-----------|--------------|
| Annual Comprehensive Reviews | 82% | 48% | 25 | 12.08 |
| Safety Reviews | 87% | 100% | 15 | 15.00 |
| Monitoring Sub-Total | | | 40 | 27.08 |

CPA Safety Outcomes

| | | | | |
|---------------------------|-------|--------------------------|-----------|--------------|
| Incidence of Maltreatment | 0.02% | No Substantiated Reports | 10 | 10.00 |
| Staff Training | 67% | 23% | 5 | 1.15 |
| Staff Safety Checks | 86% | 71% | 5 | 3.55 |
| Safety Sub-Total | | | 20 | 14.70 |

CPA Permanency Outcomes

| | | | | |
|-----------------------------|-----|-----|-----------|--------------|
| Placement Stability | 93% | 98% | 15 | 14.70 |
| Permanency Sub-Total | | | 15 | 14.70 |

CPA Well-Being Outcomes

| | | | | |
|--------------------------------|-----|-----|------------|--------------|
| EPSDT Medical Visits | 86% | 95% | 4 | 3.80 |
| EPSDT Dental Visits | 79% | 86% | 4 | 3.44 |
| Academic Supports | 82% | 85% | 3 | 2.55 |
| Provider ECEM Visits | 90% | 84% | 7 | 5.88 |
| Provider General Contacts | 89% | 87% | 7 | 6.09 |
| Placements with Siblings | 68% | 44% | Not Scored | Not Scored |
| Placements within Legal County | 18% | 0% | Not Scored | Not Scored |
| Well-Being Sub-Total | | | 25 | 21.76 |

*Performance calculation descriptions can be found in the FY 2019 RBWO PBP Measurements and Standards Guide.

| | |
|---|-----------------------------|
| Monitoring & Outcomes: Possible Points = 100 | Points Earned: 78.24 |
| Score Before Incentives Credit | 78.24% |
| Incentives Awarded | 7.42 pts |
| PBP Verification | N/A pts |
| Total Score | 85.66% |



DHS, DFCS, Office of Provider Management
Performance-Based Placement Measures
RBWO Provider GA+SCORECARD - CPA
Report Quarter: Q4 FY2020



Provider/Program Name: Normal Life of Georgia, Inc. - Atlanta (5248) - CPA

| # New Foster Homes During Quarter: 2 | | # Children in Care During Quarter: 59 | # Placements During Quarter: 59 | # Children in Care On Last Day: 56 |
|---|------------------------------|---------------------------------------|---------------------------------|------------------------------------|
| CPA Incentive Credits | Avg Performance All CPAs (%) | Provider Performance (%)* | Possible Points (Weight) | Provider Points Earned |
| Early EPSDT Medical Visits | | 88% | 2 | 1.76 |
| Early EPSDT Dental Visits | | 47% | 2 | 0.94 |
| Permanency Contacts | | 0% | 5 | 0.00 |
| Additional Academic Supports | | 36% | 2 | 0.72 |
| HS Grad/GED/Prof or Trade Certificate/College | | N/A | 10/5/5/1 | |
| EYSS Agreement | | Not Eligible | 5 | |
| Community Connections | | 0% | 4 | 0.00 |
| Foster Hm Retention Rate (threshold = 90) | | 100% | 2 | 2.00 |
| Foster Hm Recruitment (threshold = 100) | | 200% | 2 | 2.00 |
| Active Agency Accreditation | | 0% | 4 | 0.00 |
| Staff Clinical Licensure | | 0% | 5 | 0.00 |
| Incentives Total | 5.87 | | | 7.42 |
| Maximum total combined incentive credit allowed is 10 points. | | | Incentives Awarded | 7.42 |

*Performance calculation descriptions can be found in the FY 2019 RBWO PBP Measurements and Standards Guide.

Child Protective Services Investigations and Dispositions

The following investigations data, which is not used for scoring but is considered significant to a provider's performance, is from Georgia SHINES and is not considered final or complete until the end of the fiscal year.

| | | |
|-----------------------------------|---|--|
| Total Reports: | 0 | |
| Number Screened In: | 0 | |
| Number Screened Out: | 0 | |
| Number Substantiated: | 0 | |
| Number Unsubstantiated: | 0 | |
| Number Active CPS Investigations: | 0 | |



DHS, DFCS, Office of Provider Management
Performance-Based Placement Measures
RBWO Provider GA+SCORECARD - CPA
Report Quarter: Q4 FY2020



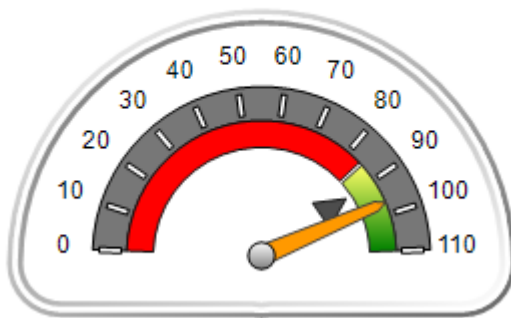
Provider/Program Name: Normal Life of Georgia, Inc. - Macon (5251) - CPA

| 105 Preston Court, Macon, GA 31210 | Quarterly Scores (Grades) | | Current Quarter Score (Grade) |
|--------------------------------------|---------------------------------------|---------------------------------|------------------------------------|
| Phone: 478-741-9745 | Q1: 90.22 (A-) | Q2: 93.48 (A-) | 96.75% (A) |
| Vendor ID# 59683 | Q3: 93.13 (A-) | Q4: 96.75 (A) | |
| # New Foster Homes During Quarter: 0 | # Children in Care During Quarter: 58 | # Placements During Quarter: 59 | # Children in Care On Last Day: 44 |

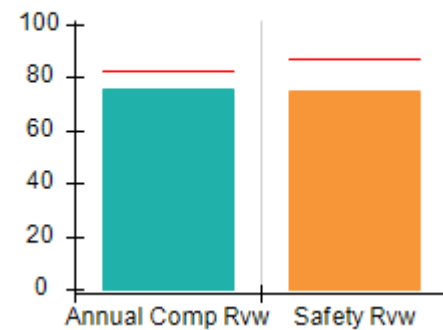
Quarterly Provider Comparisons to All CPAs

▼ — indicates average for all CPAs

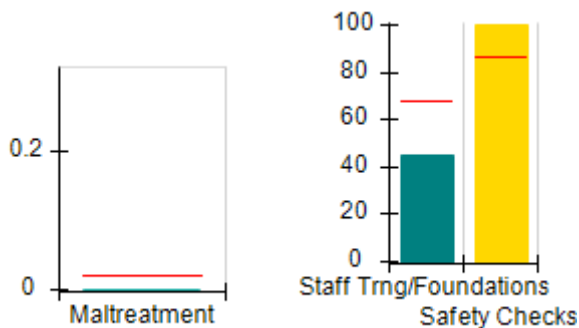
Overall Score (%)



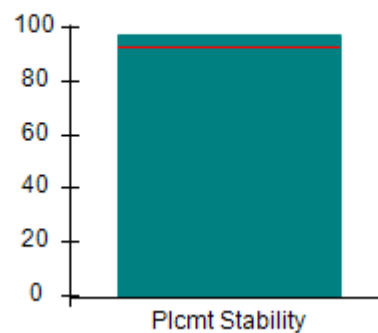
OPM Monitoring Reviews (%)



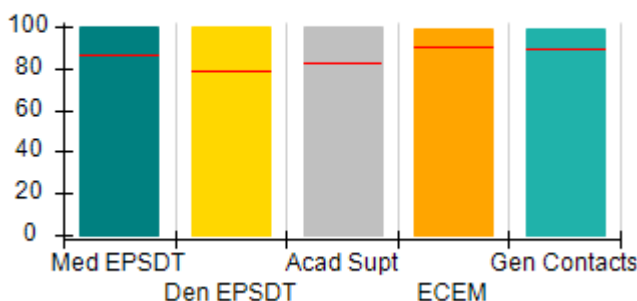
Safety Outcomes (%)



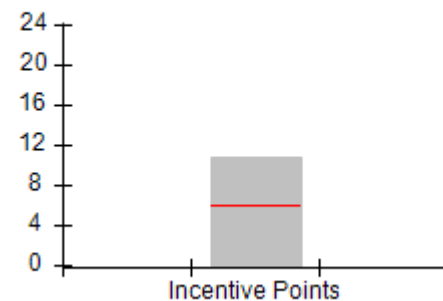
Permanency Outcomes (%)



Well-Being Outcomes (%)



Incentives Earned (Points)





DHS, DFCS, Office of Provider Management
Performance-Based Placement Measures
RBWO Provider GA+SCORECARD - CPA
 Report Quarter: Q4 FY2020



Provider/Program Name: Normal Life of Georgia, Inc. - Macon (5251) - CPA

| | | | |
|------------------------------------|---------------------------|----------------|-------------------------------|
| 105 Preston Court, Macon, GA 31210 | Quarterly Scores (Grades) | | Current Quarter Score (Grade) |
| Phone: 478-741-9745 | Q1: 90.22 (A-) | Q2: 93.48 (A-) | 96.75% (A) |
| Vendor ID# 59683 | Q3: 93.13 (A-) | Q4: 96.75 (A) | |

| | | | |
|--------------------------------------|---------------------------------------|---------------------------------|------------------------------------|
| # New Foster Homes During Quarter: 0 | # Children in Care During Quarter: 58 | # Placements During Quarter: 59 | # Children in Care On Last Day: 44 |
|--------------------------------------|---------------------------------------|---------------------------------|------------------------------------|

| | Avg Performance All CPAs (%) | Provider Performance (%)* | Possible Points (Weight) | Provider Points Earned |
|--|------------------------------|---------------------------|--------------------------|------------------------|
|--|------------------------------|---------------------------|--------------------------|------------------------|

OPM Monitoring Reviews

| | | | | |
|------------------------------|-----|-----|-----------|--------------|
| Annual Comprehensive Reviews | 82% | 75% | 25 | 18.84 |
| Safety Reviews | 87% | 75% | 15 | 11.25 |
| Monitoring Sub-Total | | | 40 | 30.09 |

CPA Safety Outcomes

| | | | | |
|---------------------------|-------|--------------------------|-----------|--------------|
| Incidence of Maltreatment | 0.02% | No Substantiated Reports | 10 | 10.00 |
| Staff Training | 67% | 45% | 5 | 2.25 |
| Staff Safety Checks | 86% | 100% | 5 | 5.00 |
| Safety Sub-Total | | | 20 | 17.25 |

CPA Permanency Outcomes

| | | | | |
|-----------------------------|-----|-----|-----------|--------------|
| Placement Stability | 93% | 97% | 15 | 14.55 |
| Permanency Sub-Total | | | 15 | 14.55 |

CPA Well-Being Outcomes

| | | | | |
|--------------------------------|-----|------|------------|--------------|
| EPSDT Medical Visits | 86% | 100% | 4 | 4.00 |
| EPSDT Dental Visits | 79% | 100% | 4 | 4.00 |
| Academic Supports | 82% | 100% | 3 | 3.00 |
| Provider ECEM Visits | 90% | 99% | 7 | 6.93 |
| Provider General Contacts | 89% | 99% | 7 | 6.93 |
| Placements with Siblings | 68% | 53% | Not Scored | Not Scored |
| Placements within Legal County | 18% | 0% | Not Scored | Not Scored |
| Well-Being Sub-Total | | | 25 | 24.86 |

*Performance calculation descriptions can be found in the FY 2019 RBWO PBP Measurements and Standards Guide.

| | |
|---|-----------------------------|
| Monitoring & Outcomes: Possible Points = 100 | Points Earned: 86.75 |
| Score Before Incentives Credit | 86.75% |
| Incentives Awarded | 10.00 pts |
| PBP Verification | N/A pts |
| Total Score | 96.75% |



DHS, DFCS, Office of Provider Management
Performance-Based Placement Measures
RBWO Provider GA+SCORECARD - CPA
Report Quarter: Q4 FY2020



Provider/Program Name: Normal Life of Georgia, Inc. - Macon (5251) - CPA

| # New Foster Homes During Quarter: 0 | | # Children in Care During Quarter: 58 | # Placements During Quarter: 59 | # Children in Care On Last Day: 44 |
|---|------------------------------|---------------------------------------|---------------------------------|------------------------------------|
| CPA Incentive Credits | Avg Performance All CPAs (%) | Provider Performance (%)* | Possible Points (Weight) | Provider Points Earned |
| Early EPSDT Medical Visits | | 100% | 2 | 2.00 |
| Early EPSDT Dental Visits | | 83% | 2 | 1.66 |
| Permanency Contacts | | 0% | 5 | 0.00 |
| Additional Academic Supports | | 4% | 2 | 0.08 |
| HS Grad/GED/Prof or Trade Certificate/College | | N/A | 10/5/5/1 | |
| EYSS Agreement | | 100% | 5 | 5.00 |
| Community Connections | | 0% | 4 | 0.00 |
| Foster Hm Retention Rate (threshold = 90) | | 92% | 2 | 2.00 |
| Foster Hm Recruitment (threshold = 100) | | 33% | 2 | 0.00 |
| Active Agency Accreditation | | 0% | 4 | 0.00 |
| Staff Clinical Licensure | | 0% | 5 | 0.00 |
| Incentives Total | 5.87 | | | 10.74 |
| Maximum total combined incentive credit allowed is 10 points. | | | Incentives Awarded | 10.00 |

*Performance calculation descriptions can be found in the FY 2019 RBWO PBP Measurements and Standards Guide.

Child Protective Services Investigations and Dispositions

The following investigations data, which is not used for scoring but is considered significant to a provider's performance, is from Georgia SHINES and is not considered final or complete until the end of the fiscal year.

| | |
|-----------------------------------|---|
| Total Reports: | 1 |
| Number Screened In: | 1 |
| Number Screened Out: | 0 |
| Number Substantiated: | 0 |
| Number Unsubstantiated: | 1 |
| Number Active CPS Investigations: | 0 |



DHS, DFCS, Office of Provider Management
Performance-Based Placement Measures
RBWO Provider GA+SCORECARD - CPA
Report Quarter: Q4 FY2020



| | | | |
|--|---------------------------------------|---------------------------------|--------------------------------------|
| Provider/Program Name: Normal Life of Georgia, Inc. - Valdosta (5249) - CPA | | | |
| 2210A N. Patterson St., Valdosta, GA 31602 | Quarterly Scores (Grades) | | Current Quarter Score (Grade) |
| Phone: 229-244-5263 | Q1: 81.47 (B-) | Q2: 92.70 (A-) | 72.00% (C-) |
| Vendor ID# 113391 | Q3: 87.27 (B+) | Q4: 72.00 (C-) | |
| # New Foster Homes During Quarter: 1 | # Children in Care During Quarter: 15 | # Placements During Quarter: 17 | # Children in Care On Last Day: 14 |
| Quarterly Provider Comparisons to All CPAs | | | |

▼ — indicates average for all CPAs





DHS, DFCS, Office of Provider Management
Performance-Based Placement Measures
RBWO Provider GA+SCORECARD - CPA
 Report Quarter: Q4 FY2020



Provider/Program Name: Normal Life of Georgia, Inc. - Valdosta (5249) - CPA

| | | | |
|--|---------------------------|----------------|-------------------------------|
| 2210A N. Patterson St., Valdosta, GA 31602 | Quarterly Scores (Grades) | | Current Quarter Score (Grade) |
| Phone: 229-244-5263 | Q1: 81.47 (B-) | Q2: 92.70 (A-) | 72.00% (C-) |
| Vendor ID# 113391 | Q3: 87.27 (B+) | Q4: 72.00 (C-) | |

| | | | |
|--------------------------------------|---------------------------------------|---------------------------------|------------------------------------|
| # New Foster Homes During Quarter: 1 | # Children in Care During Quarter: 15 | # Placements During Quarter: 17 | # Children in Care On Last Day: 14 |
|--------------------------------------|---------------------------------------|---------------------------------|------------------------------------|

| | Avg Performance All CPAs (%) | Provider Performance (%)* | Possible Points (Weight) | Provider Points Earned |
|--|------------------------------|---------------------------|--------------------------|------------------------|
|--|------------------------------|---------------------------|--------------------------|------------------------|

OPM Monitoring Reviews

| | | | | |
|------------------------------|-----|-----|-----------|--------------|
| Annual Comprehensive Reviews | 82% | 75% | 25 | 18.82 |
| Safety Reviews | 87% | 93% | 15 | 13.88 |
| Monitoring Sub-Total | | | 40 | 32.69 |

CPA Safety Outcomes

| | | | | |
|---------------------------|-------|--------------------------|-----------|--------------|
| Incidence of Maltreatment | 0.02% | No Substantiated Reports | 10 | 10.00 |
| Staff Training | 67% | 33% | 5 | 1.65 |
| Staff Safety Checks | 86% | 100% | 5 | 5.00 |
| Safety Sub-Total | | | 20 | 16.65 |

CPA Permanency Outcomes

| | | | | |
|-----------------------------|-----|-----|-----------|--------------|
| Placement Stability | 93% | 80% | 15 | 12.00 |
| Permanency Sub-Total | | | 15 | 12.00 |

CPA Well-Being Outcomes

| | | | | |
|--------------------------------|-----|-----|------------|-------------|
| EPSDT Medical Visits | 86% | 79% | 4 | 3.16 |
| EPSDT Dental Visits | 79% | 64% | 4 | 2.56 |
| Academic Supports | 82% | 0% | 3 | 0.00 |
| Provider ECEM Visits | 90% | 17% | 7 | 1.19 |
| Provider General Contacts | 89% | 25% | 7 | 1.75 |
| Placements with Siblings | 68% | 38% | Not Scored | Not Scored |
| Placements within Legal County | 18% | 14% | Not Scored | Not Scored |
| Well-Being Sub-Total | | | 25 | 8.66 |

*Performance calculation descriptions can be found in the FY 2019 RBWO PBP Measurements and Standards Guide.

| | |
|---|-----------------------------|
| Monitoring & Outcomes: Possible Points = 100 | Points Earned: 70.00 |
| Score Before Incentives Credit | 70.00% |
| Incentives Awarded | 2.00 pts |
| PBP Verification | N/A pts |
| Total Score | 72.00% |



DHS, DFCS, Office of Provider Management
Performance-Based Placement Measures
RBWO Provider GA+SCORECARD - CPA
Report Quarter: Q4 FY2020



Provider/Program Name: Normal Life of Georgia, Inc. - Valdosta (5249) - CPA

| # New Foster Homes During Quarter: 1 | | # Children in Care During Quarter: 15 | # Placements During Quarter: 17 | # Children in Care On Last Day: 14 |
|---|------------------------------|---------------------------------------|---------------------------------|------------------------------------|
| CPA Incentive Credits | Avg Performance All CPAs (%) | Provider Performance (%)* | Possible Points (Weight) | Provider Points Earned |
| Early EPSDT Medical Visits | | 0% | 2 | 0.00 |
| Early EPSDT Dental Visits | | 0% | 2 | 0.00 |
| Permanency Contacts | | None Planned | 5 | |
| Additional Academic Supports | | 0% | 2 | 0.00 |
| HS Grad/GED/Prof or Trade Certificate/College | | N/A | 10/5/5/1 | |
| EYSS Agreement | | Not Eligible | 5 | |
| Community Connections | | 0% | 4 | 0.00 |
| Foster Hm Retention Rate (threshold = 90) | | 50% | 2 | 0.00 |
| Foster Hm Recruitment (threshold = 100) | | 100% | 2 | 2.00 |
| Active Agency Accreditation | | 0% | 4 | 0.00 |
| Staff Clinical Licensure | | 0% | 5 | 0.00 |
| Incentives Total | 5.87 | | | 2.00 |
| Maximum total combined incentive credit allowed is 10 points. | | | Incentives Awarded | 2.00 |

*Performance calculation descriptions can be found in the FY 2019 RBWO PBP Measurements and Standards Guide.

Child Protective Services Investigations and Dispositions

The following investigations data, which is not used for scoring but is considered significant to a provider's performance, is from Georgia SHINES and is not considered final or complete until the end of the fiscal year.

| | | |
|-----------------------------------|---|--|
| Total Reports: | 1 | |
| Number Screened In: | 1 | |
| Number Screened Out: | 0 | |
| Number Substantiated: | 0 | |
| Number Unsubstantiated: | 1 | |
| Number Active CPS Investigations: | 0 | |

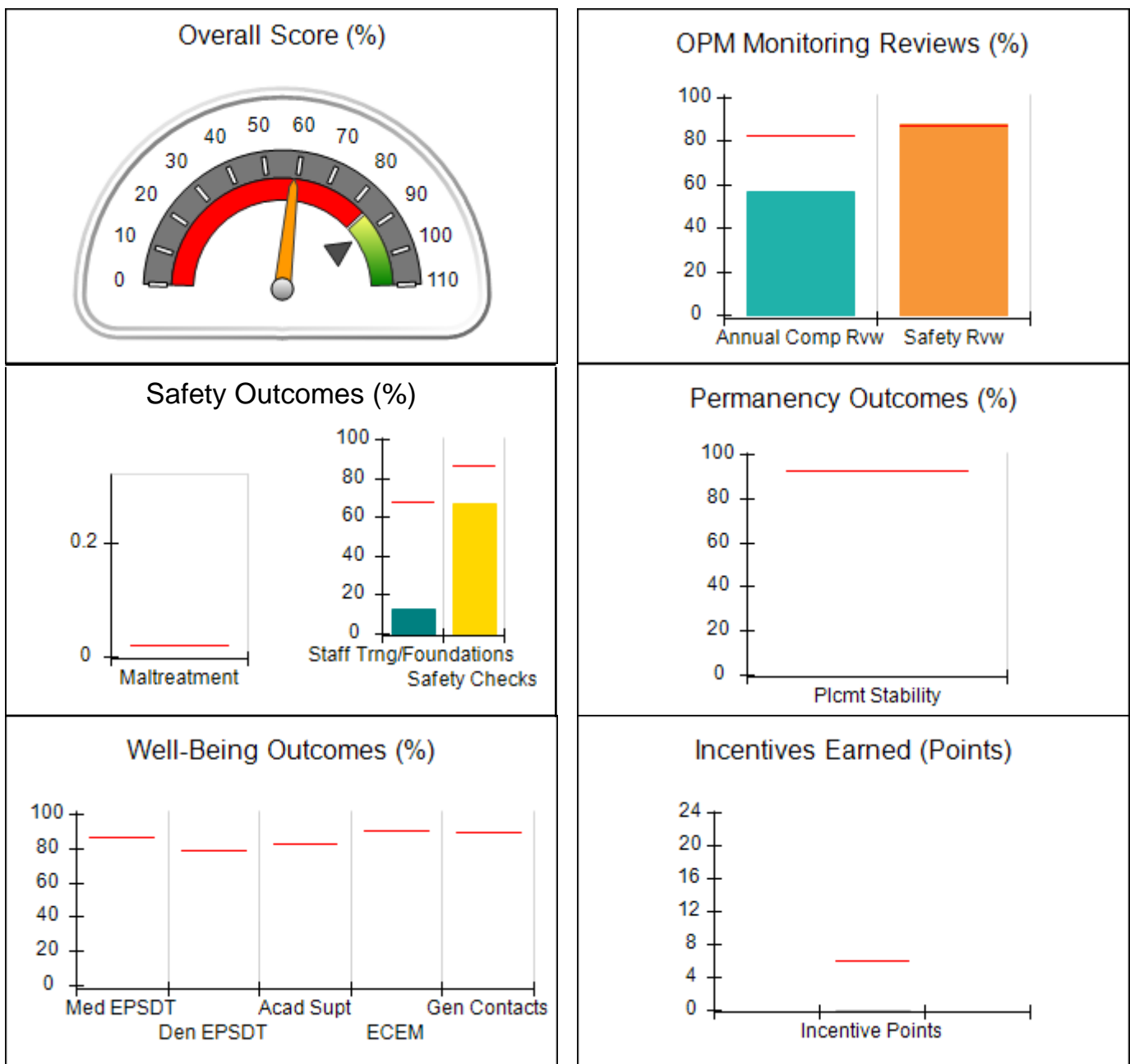


DHS, DFCS, Office of Provider Management
Performance-Based Placement Measures
RBWO Provider GA+SCORECARD - CPA
Report Quarter: Q4 FY2020



| Provider/Program Name: Normal Life of Georgia, Inc. - Watkinsville (5250) - CPA | | | |
|---|--------------------------------------|--------------------------------|-----------------------------------|
| 105 Westpark Dr., Athens, GA 30606 | Quarterly Scores (Grades) | | Current Quarter Score (Grade) |
| Phone: 478-847-2900 | Q1: 64.54 (D) | Q2: 86.26 (B) | 58.90% (F) |
| Vendor ID# 95348 | Q3: 62.99 (D-) | Q4: 58.90 (F) | |
| # New Foster Homes During Quarter: 0 | # Children in Care During Quarter: 0 | # Placements During Quarter: 0 | # Children in Care On Last Day: 0 |
| Quarterly Provider Comparisons to All CPAs | | | |

▼ — indicates average for all CPAs





DHS, DFCS, Office of Provider Management
Performance-Based Placement Measures
RBWO Provider GA+SCORECARD - CPA
 Report Quarter: Q4 FY2020



| | | | | |
|--|--------------------------------------|--------------------------------|-----------------------------------|------------------------|
| Provider/Program Name: Normal Life of Georgia, Inc. - Watkinsville (5250) - CPA | | | | |
| 105 Westpark Dr., Athens, GA 30606 | Quarterly Scores (Grades) | | Current Quarter Score (Grade) | |
| Phone: 478-847-2900 | Q1: 64.54 (D) | Q2: 86.26 (B) | 58.90% (F) | |
| Vendor ID# 95348 | Q3: 62.99 (D-) | Q4: 58.90 (F) | | |
| # New Foster Homes During Quarter: 0 | # Children in Care During Quarter: 0 | # Placements During Quarter: 0 | # Children in Care On Last Day: 0 | |
| | Avg Performance All CPAs (%) | Provider Performance (%)* | Possible Points (Weight) | Provider Points Earned |
| OPM Monitoring Reviews | | | | |
| Annual Comprehensive Reviews | 82% | 57% | 25 | 14.22 |
| Safety Reviews | 87% | 88% | 15 | 13.13 |
| Monitoring Sub-Total | | | 40 | 27.34 |
| CPA Safety Outcomes | | | | |
| Incidence of Maltreatment | 0.02% | Not Eligible | | |
| Staff Training | 67% | 13% | 10 | 1.30 |
| Staff Safety Checks | 86% | 67% | 10 | 6.70 |
| Safety Sub-Total | | | 20 | 8.00 |
| CPA Permanency Outcomes | | | | |
| Placement Stability | 93% | Not Eligible | | |
| Permanency Sub-Total | | | N/A | |
| CPA Well-Being Outcomes | | | | |
| EPSDT Medical Visits | 86% | Not Eligible | | |
| EPSDT Dental Visits | 79% | Not Eligible | | |
| Academic Supports | 82% | Not Eligible | | |
| Provider ECEM Visits | 90% | Not Eligible | | |
| Provider General Contacts | 89% | Not Eligible | | |
| Placements with Siblings | 68% | Not Eligible | Not Scored | Not Scored |
| Placements within Legal County | 18% | Not Eligible | Not Scored | Not Scored |
| Well-Being Sub-Total | | | N/A | |
| *Performance calculation descriptions can be found in the FY 2019 RBWO PBP Measurements and Standards Guide. | | | | |
| Monitoring & Outcomes: Possible Points = 60 | | | Points Earned: 35.34 | |
| Score Before Incentives Credit | | | 58.90% | |
| Incentives Awarded | | | 0.00 pts | |
| PBP Verification | | | N/A pts | |
| Total Score | | | 58.90% | |



DHS, DFCS, Office of Provider Management
Performance-Based Placement Measures
RBWO Provider GA+SCORECARD - CPA
Report Quarter: Q4 FY2020



Provider/Program Name: Normal Life of Georgia, Inc. - Watkinsville (5250) - CPA

| # New Foster Homes During Quarter: 0 | | # Children in Care During Quarter: 0 | # Placements During Quarter: 0 | # Children in Care On Last Day: 0 |
|---|------------------------------|--------------------------------------|--------------------------------|-----------------------------------|
| CPA Incentive Credits | Avg Performance All CPAs (%) | Provider Performance (%)* | Possible Points (Weight) | Provider Points Earned |
| Early EPSDT Medical Visits | | Not Eligible | 2 | |
| Early EPSDT Dental Visits | | Not Eligible | 2 | |
| Permanency Contacts | | None Planned | 5 | |
| Additional Academic Supports | | Not Eligible | 2 | |
| HS Grad/GED/Prof or Trade Certificate/College | | N/A | 10/5/5/1 | |
| EYSS Agreement | | Not Eligible | 5 | |
| Community Connections | | Not Eligible | 4 | |
| Foster Hm Retention Rate (threshold = 90) | | Not Eligible | 2 | 0.00 |
| Foster Hm Recruitment (threshold = 100) | | 0% | 2 | 0.00 |
| Active Agency Accreditation | | 0% | 4 | 0.00 |
| Staff Clinical Licensure | | 0% | 5 | 0.00 |
| Incentives Total | 5.87 | | | 0.00 |
| Maximum total combined incentive credit allowed is 10 points. | | | Incentives Awarded | 0.00 |

*Performance calculation descriptions can be found in the FY 2019 RBWO PBP Measurements and Standards Guide.

Child Protective Services Investigations and Dispositions

The following investigations data, which is not used for scoring but is considered significant to a provider's performance, is from Georgia SHINES and is not considered final or complete until the end of the fiscal year.

| | |
|-----------------------------------|---|
| Total Reports: | 0 |
| Number Screened In: | 0 |
| Number Screened Out: | 0 |
| Number Substantiated: | 0 |
| Number Unsubstantiated: | 0 |
| Number Active CPS Investigations: | 0 |



DHS, DFCS, Office of Provider Management

Performance-Based Placement Measures

RBWO Provider GA+SCORECARD - CPA



Report Quarter: Q4 FY2020

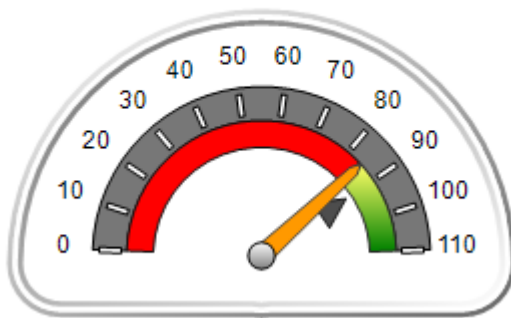
Provider/Program Name: On The Path - (5209) - CPA

| 108 Byrd Way, Warner Robins, GA 31088 | Quarterly Scores (Grades) | | Current Quarter Score (Grade) |
|---------------------------------------|---------------------------------------|---------------------------------|-----------------------------------|
| Phone: 478-953-0330 | Q1: 92.64 (A-) | Q2: 89.93 (B+) | 84.67% (B) |
| Vendor ID# 133540 | Q3: 90.94 (A-) | Q4: 84.67 (B) | |
| # New Foster Homes During Quarter: 1 | # Children in Care During Quarter: 14 | # Placements During Quarter: 16 | # Children in Care On Last Day: 8 |

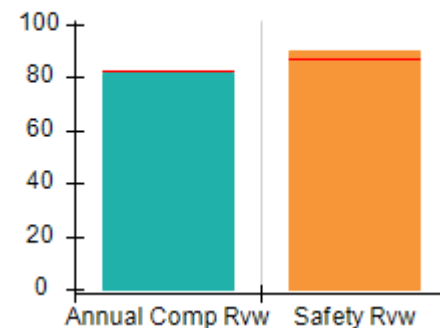
Quarterly Provider Comparisons to All CPAs

▼ — indicates average for all CPAs

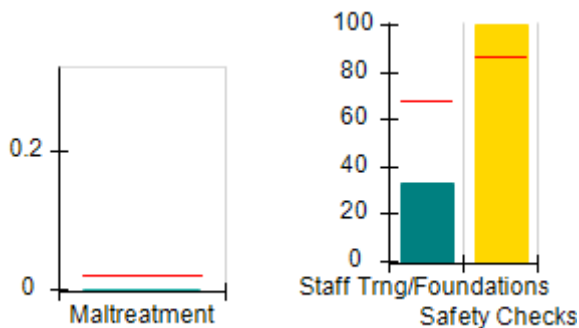
Overall Score (%)



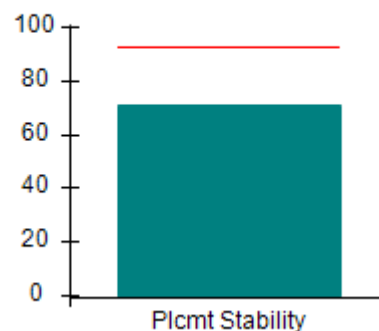
OPM Monitoring Reviews (%)



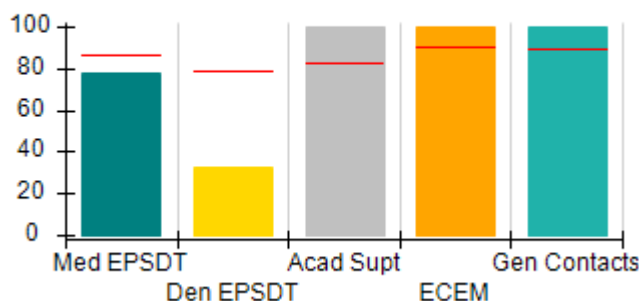
Safety Outcomes (%)



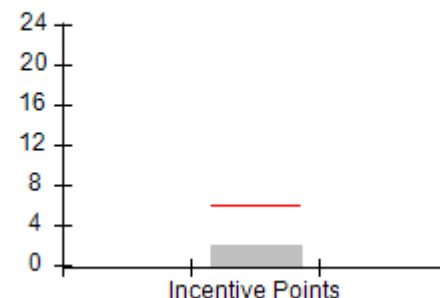
Permanency Outcomes (%)



Well-Being Outcomes (%)



Incentives Earned (Points)





DHS, DFCS, Office of Provider Management
Performance-Based Placement Measures
RBWO Provider GA+SCORECARD - CPA
 Report Quarter: Q4 FY2020



| Provider/Program Name: On The Path - (5209) - CPA | | | | |
|---|------------------------------|---------------------------------------|---------------------------------|-----------------------------------|
| 108 Byrd Way, Warner Robins, GA 31088 | | Quarterly Scores (Grades) | | Current Quarter Score (Grade) |
| Phone: 478-953-0330 | | Q1: 92.64 (A-) | Q2: 89.93 (B+) | 84.67% (B) |
| Vendor ID# 133540 | | Q3: 90.94 (A-) | Q4: 84.67 (B) | |
| # New Foster Homes During Quarter: 1 | | # Children in Care During Quarter: 14 | # Placements During Quarter: 16 | # Children in Care On Last Day: 8 |
| | Avg Performance All CPAs (%) | Provider Performance (%)* | Possible Points (Weight) | Provider Points Earned |
| OPM Monitoring Reviews | | | | |
| Annual Comprehensive Reviews | 82% | 82% | 25 | 20.43 |
| Safety Reviews | 87% | 90% | 15 | 13.50 |
| Monitoring Sub-Total | | | 40 | 33.93 |
| CPA Safety Outcomes | | | | |
| Incidence of Maltreatment | 0.02% | No Substantiated Reports | 10 | 10.00 |
| Staff Training | 67% | 33% | 5 | 1.65 |
| Staff Safety Checks | 86% | 100% | 5 | 5.00 |
| Safety Sub-Total | | | 20 | 16.65 |
| CPA Permanency Outcomes | | | | |
| Placement Stability | 93% | 71% | 15 | 10.65 |
| Permanency Sub-Total | | | 15 | 10.65 |
| CPA Well-Being Outcomes | | | | |
| EPSDT Medical Visits | 86% | 78% | 4 | 3.12 |
| EPSDT Dental Visits | 79% | 33% | 4 | 1.32 |
| Academic Supports | 82% | 100% | 3 | 3.00 |
| Provider ECEM Visits | 90% | 100% | 7 | 7.00 |
| Provider General Contacts | 89% | 100% | 7 | 7.00 |
| Placements with Siblings | 68% | 100% | Not Scored | Not Scored |
| Placements within Legal County | 18% | 0% | Not Scored | Not Scored |
| Well-Being Sub-Total | | | 25 | 21.44 |

*Performance calculation descriptions can be found in the FY 2019 RBWO PBP Measurements and Standards Guide.

| | | | |
|---|--|-----------------------------|-----------------|
| Monitoring & Outcomes: Possible Points = 100 | | Points Earned: 82.67 | |
| Score Before Incentives Credit | | | 82.67% |
| Incentives Awarded | | | 2.00 pts |
| PBP Verification | | | N/A pts |
| Total Score | | | 84.67% |



DHS, DFCS, Office of Provider Management
Performance-Based Placement Measures
RBWO Provider GA+SCORECARD - CPA
Report Quarter: Q4 FY2020



Provider/Program Name: On The Path - (5209) - CPA

| # New Foster Homes During Quarter: 1 | | # Children in Care During Quarter: 14 | # Placements During Quarter: 16 | # Children in Care On Last Day: 8 |
|---|------------------------------|---------------------------------------|---------------------------------|-----------------------------------|
| CPA Incentive Credits | Avg Performance All CPAs (%) | Provider Performance (%)* | Possible Points (Weight) | Provider Points Earned |
| Early EPSDT Medical Visits | | 0% | 2 | 0.00 |
| Early EPSDT Dental Visits | | 0% | 2 | 0.00 |
| Permanency Contacts | | 0% | 5 | 0.00 |
| Additional Academic Supports | | 0% | 2 | 0.00 |
| HS Grad/GED/Prof or Trade Certificate/College | | N/A | 10/5/5/1 | |
| EYSS Agreement | | Not Eligible | 5 | |
| Community Connections | | 0% | 4 | 0.00 |
| Foster Hm Retention Rate (threshold = 90) | | 71% | 2 | 0.00 |
| Foster Hm Recruitment (threshold = 100) | | 100% | 2 | 2.00 |
| Active Agency Accreditation | | 0% | 4 | 0.00 |
| Staff Clinical Licensure | | 0% | 5 | 0.00 |
| Incentives Total | 5.87 | | | 2.00 |
| Maximum total combined incentive credit allowed is 10 points. | | | Incentives Awarded | 2.00 |

*Performance calculation descriptions can be found in the FY 2019 RBWO PBP Measurements and Standards Guide.

Child Protective Services Investigations and Dispositions

The following investigations data, which is not used for scoring but is considered significant to a provider's performance, is from Georgia SHINES and is not considered final or complete until the end of the fiscal year.

| | | |
|-----------------------------------|---|--|
| Total Reports: | 0 | |
| Number Screened In: | 0 | |
| Number Screened Out: | 0 | |
| Number Substantiated: | 0 | |
| Number Unsubstantiated: | 0 | |
| Number Active CPS Investigations: | 0 | |



DHS, DFCS, Office of Provider Management
Performance-Based Placement Measures
RBWO Provider GA+SCORECARD - CPA



Report Quarter: Q4 FY2020

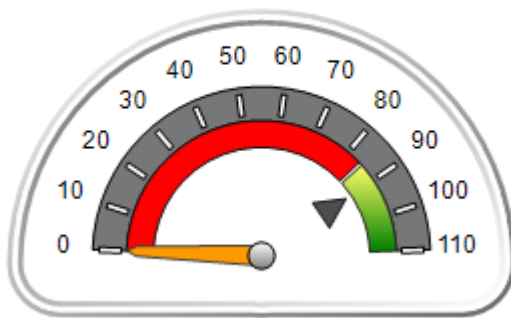
Provider/Program Name: Open Arms Foster Care Agency - (5417) - CPA

| 4291 Cedar Lake Cove, Conley, GA 30288 | Quarterly Scores (Grades) | | Current Quarter Score (Grade) |
|--|--------------------------------------|--------------------------------|-----------------------------------|
| Phone: 912-531-0811 | Q1: (N/A) | Q2: 25.00 (F) | 00.00% (F) |
| Vendor ID# 166525 | Q3: 25.00 (F) | Q4: 00.00 (F) | |
| # New Foster Homes During Quarter: 0 | # Children in Care During Quarter: 0 | # Placements During Quarter: 0 | # Children in Care On Last Day: 0 |

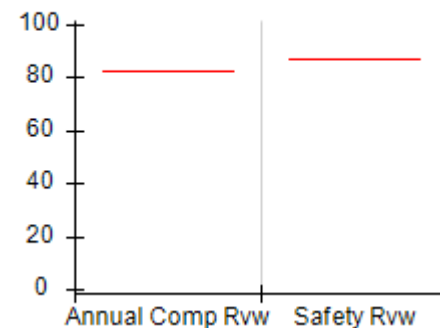
Quarterly Provider Comparisons to All CPAs

▼ — indicates average for all CPAs

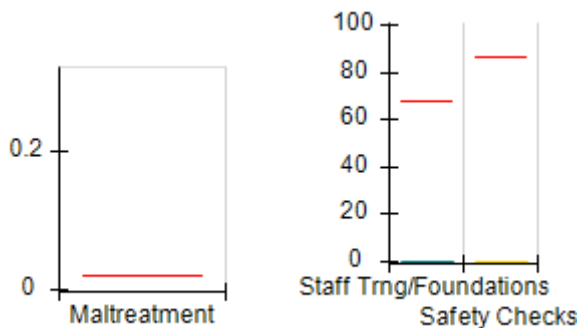
Overall Score (%)



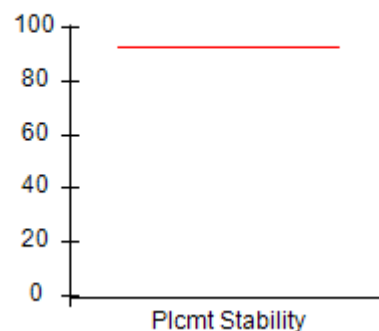
OPM Monitoring Reviews (%)



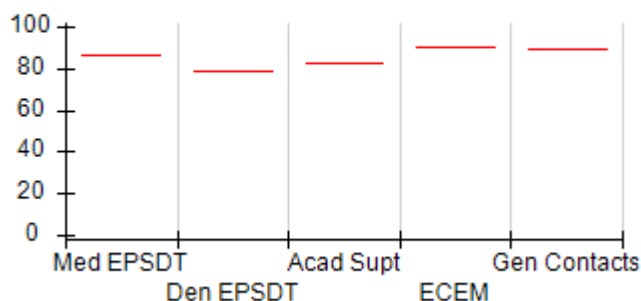
Safety Outcomes (%)




Permanency Outcomes (%)



Well-Being Outcomes (%)



Incentives Earned (Points)





DHS, DFCS, Office of Provider Management
Performance-Based Placement Measures
RBWO Provider GA+SCORECARD - CPA
Report Quarter: Q4 FY2020



| | | | | |
|--|--------------------------------------|--------------------------------|-----------------------------------|------------------------|
| Provider/Program Name: Open Arms Foster Care Agency - (5417) - CPA | | | | |
| 4291 Cedar Lake Cove, Conley, GA 30288 | Quarterly Scores (Grades) | | Current Quarter Score (Grade) | |
| Phone: 912-531-0811 | Q1: (F) | Q2: 25.00 (F) | 00.00% (F) | |
| Vendor ID# 166525 | Q3: 25.00 (F) | Q4: 00.00 (F) | | |
| # New Foster Homes During Quarter: 0 | # Children in Care During Quarter: 0 | # Placements During Quarter: 0 | # Children in Care On Last Day: 0 | |
| | Avg Performance All CPAs (%) | Provider Performance (%)* | Possible Points (Weight) | Provider Points Earned |
| OPM Monitoring Reviews | | | | |
| Annual Comprehensive Reviews | 82% | Not Yet Conducted | | |
| Safety Reviews | 87% | Not Yet Conducted | | |
| Monitoring Sub-Total | | | | 0.00 |
| CPA Safety Outcomes | | | | |
| Incidence of Maltreatment | 0.02% | Not Eligible | | |
| Staff Training | 67% | 0% | 10 | 0.00 |
| Staff Safety Checks | 86% | 0% | 10 | 0.00 |
| Safety Sub-Total | | | 20 | 0.00 |
| CPA Permanency Outcomes | | | | |
| Placement Stability | 93% | Not Eligible | | |
| Permanency Sub-Total | | | N/A | |
| CPA Well-Being Outcomes | | | | |
| EPSDT Medical Visits | 86% | Not Eligible | | |
| EPSDT Dental Visits | 79% | Not Eligible | | |
| Academic Supports | 82% | Not Eligible | | |
| Provider ECEM Visits | 90% | Not Eligible | | |
| Provider General Contacts | 89% | Not Eligible | | |
| Placements with Siblings | 68% | Not Eligible | Not Scored | Not Scored |
| Placements within Legal County | 18% | Not Eligible | Not Scored | Not Scored |
| Well-Being Sub-Total | | | N/A | |
| *Performance calculation descriptions can be found in the FY 2019 RBWO PBP Measurements and Standards Guide. | | | | |
| Monitoring & Outcomes: Possible Points = 20 | | | Points Earned: 00.00 | |
| Score Before Incentives Credit | | | 00.00% | |
| Incentives Awarded | | | 0.00 pts | |
| PBP Verification | | | N/A pts | |
| Total Score | | | 00.00% | |



DHS, DFCS, Office of Provider Management
Performance-Based Placement Measures
RBWO Provider GA+SCORECARD - CPA
Report Quarter: Q4 FY2020



Provider/Program Name: Open Arms Foster Care Agency - (5417) - CPA

| # New Foster Homes During Quarter: 0 | | # Children in Care During Quarter: 0 | # Placements During Quarter: 0 | # Children in Care On Last Day: 0 |
|---|------------------------------|--------------------------------------|--------------------------------|-----------------------------------|
| CPA Incentive Credits | Avg Performance All CPAs (%) | Provider Performance (%)* | Possible Points (Weight) | Provider Points Earned |
| Early EPSDT Medical Visits | | Not Eligible | 2 | |
| Early EPSDT Dental Visits | | Not Eligible | 2 | |
| Permanency Contacts | | None Planned | 5 | |
| Additional Academic Supports | | Not Eligible | 2 | |
| HS Grad/GED/Prof or Trade Certificate/College | | N/A | 10/5/5/1 | |
| EYSS Agreement | | Not Eligible | 5 | |
| Community Connections | | Not Eligible | 4 | |
| Foster Hm Retention Rate (threshold = 90) | | Not Eligible | 2 | 0.00 |
| Foster Hm Recruitment (threshold = 100) | | 0% | 2 | 0.00 |
| Active Agency Accreditation | | 0% | 4 | 0.00 |
| Staff Clinical Licensure | | 0% | 5 | 0.00 |
| Incentives Total | 5.87 | | | 0.00 |
| Maximum total combined incentive credit allowed is 10 points. | | | Incentives Awarded | 0.00 |

*Performance calculation descriptions can be found in the FY 2019 RBWO PBP Measurements and Standards Guide.

Child Protective Services Investigations and Dispositions

The following investigations data, which is not used for scoring but is considered significant to a provider's performance, is from Georgia SHINES and is not considered final or complete until the end of the fiscal year.

| | | |
|-----------------------------------|---|--|
| Total Reports: | 0 | |
| Number Screened In: | 0 | |
| Number Screened Out: | 0 | |
| Number Substantiated: | 0 | |
| Number Unsubstantiated: | 0 | |
| Number Active CPS Investigations: | 0 | |

**Performance-Based Placement Measures**
RBWO Provider GA+SCORECARD - CPA

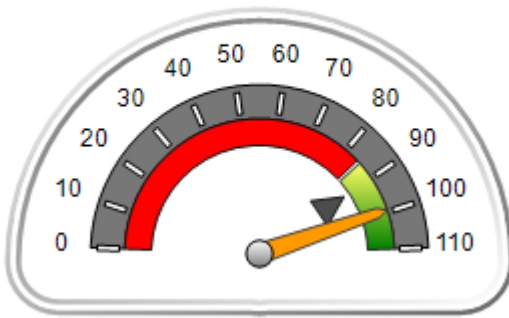
Report Quarter: Q4 FY2020

Provider/Program Name: Raintree Village - (5386) - CPA

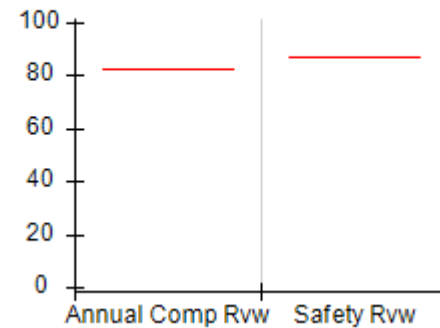
| | | | |
|---------------------------------------|--------------------------------------|--------------------------------|-----------------------------------|
| 3757 Johnston Rd., Valdosta, GA 31601 | Quarterly Scores (Grades) | | Current Quarter Score (Grade) |
| Phone: 229-559-5944 | Q1: 92.50 (A-) | Q2: 103.75 (A+) | 99.44% (A+) |
| Vendor ID# 162317 | Q3: 105.75 (A+) | Q4: 99.44 (A+) | |
| # New Foster Homes During Quarter: 0 | # Children in Care During Quarter: 1 | # Placements During Quarter: 1 | # Children in Care On Last Day: 1 |

Quarterly Provider Comparisons to All CPAs indicates average for all CPAs

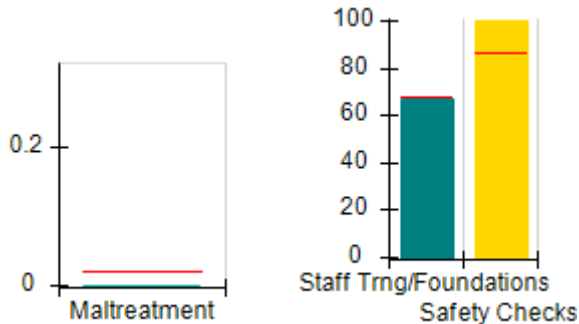
Overall Score (%)



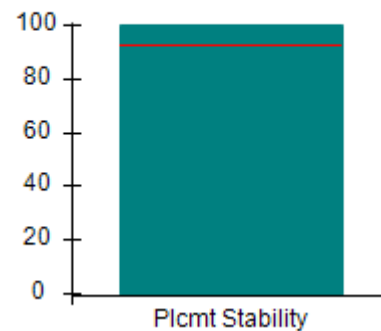
OPM Monitoring Reviews (%)



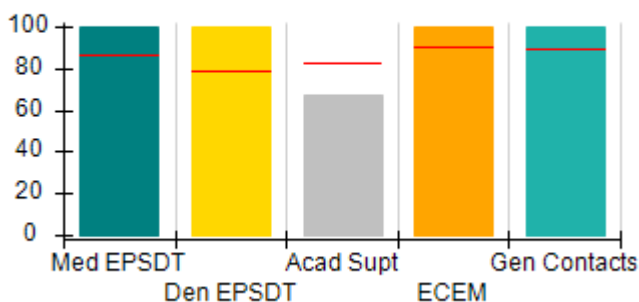
Safety Outcomes (%)



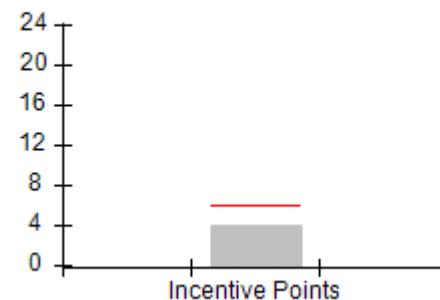
Permanency Outcomes (%)



Well-Being Outcomes (%)



Incentives Earned (Points)





Performance-Based Placement Measures

RBWO Provider GA+SCORECARD - CPA

Report Quarter: Q4 FY2020

Provider/Program Name: Raintree Village - (5386) - CPA

| | | | |
|---------------------------------------|--------------------------------------|--------------------------------|-----------------------------------|
| 3757 Johnston Rd., Valdosta, GA 31601 | Quarterly Scores (Grades) | | Current Quarter Score (Grade) |
| Phone: 229-559-5944 | Q1: 92.50 (A-) | Q2: 103.75 (A+) | 99.44% (A+) |
| Vendor ID# 162317 | Q3: 105.75 (A+) | Q4: 99.44 (A+) | |
| # New Foster Homes During Quarter: 0 | # Children in Care During Quarter: 1 | # Placements During Quarter: 1 | # Children in Care On Last Day: 1 |

| | Avg Performance All CPAs (%) | Provider Performance (%)* | Possible Points (Weight) | Provider Points Earned |
|--|------------------------------|---------------------------|--------------------------|------------------------|
|--|------------------------------|---------------------------|--------------------------|------------------------|

OPM Monitoring Reviews

| | | | | |
|------------------------------|-----|-------------------|--|-------------|
| Annual Comprehensive Reviews | 82% | Not Yet Conducted | | |
| Safety Reviews | 87% | Not Yet Conducted | | |
| Monitoring Sub-Total | | | | 0.00 |

CPA Safety Outcomes

| | | | | |
|---------------------------|-------|--------------------------|-----------|--------------|
| Incidence of Maltreatment | 0.02% | No Substantiated Reports | 10 | 10.00 |
| Staff Training | 67% | 67% | 5 | 3.35 |
| Staff Safety Checks | 86% | 100% | 5 | 5.00 |
| Safety Sub-Total | | | 20 | 18.35 |

CPA Permanency Outcomes

| | | | | |
|-----------------------------|-----|------|-----------|--------------|
| Placement Stability | 93% | 100% | 15 | 15.00 |
| Permanency Sub-Total | | | 15 | 15.00 |

CPA Well-Being Outcomes

| | | | | |
|--------------------------------|-----|--------------|------------|--------------|
| EPSDT Medical Visits | 86% | 100% | 4 | 4.00 |
| EPSDT Dental Visits | 79% | 100% | 4 | 4.00 |
| Academic Supports | 82% | 67% | 3 | 2.01 |
| Provider ECEM Visits | 90% | 100% | 7 | 7.00 |
| Provider General Contacts | 89% | 100% | 7 | 7.00 |
| Placements with Siblings | 68% | Not Eligible | Not Scored | Not Scored |
| Placements within Legal County | 18% | Not Eligible | Not Scored | Not Scored |
| Well-Being Sub-Total | | | 25 | 24.01 |

*Performance calculation descriptions can be found in the FY 2019 RBWO PBP Measurements and Standards Guide.

| | |
|--|-----------------------------|
| Monitoring & Outcomes: Possible Points = 60 | Points Earned: 57.36 |
| Score Before Incentives Credit | 95.60% |
| Incentives Awarded | 3.84 pts |
| PBP Verification | N/A pts |
| Total Score | 99.44% |

**Performance-Based Placement Measures**
RBWO Provider GA+SCORECARD - CPA

Report Quarter: Q4 FY2020

Provider/Program Name: Raintree Village - (5386) - CPA

| # New Foster Homes During Quarter: 0 | | # Children in Care During Quarter: 1 | # Placements During Quarter: 1 | # Children in Care On Last Day: 1 |
|---|------------------------------|--------------------------------------|--------------------------------|-----------------------------------|
| CPA Incentive Credits | Avg Performance All CPAs (%) | Provider Performance (%)* | Possible Points (Weight) | Provider Points Earned |
| Early EPSDT Medical Visits | | Not Eligible | 2 | |
| Early EPSDT Dental Visits | | Not Eligible | 2 | |
| Permanency Contacts | | None Planned | 5 | |
| Additional Academic Supports | | 67% | 2 | 1.34 |
| HS Grad/GED/Prof or Trade Certificate/College | | N/A | 10/5/5/1 | |
| EYSS Agreement | | Not Eligible | 5 | |
| Community Connections | | 0% | 4 | 0.00 |
| Foster Hm Retention Rate (threshold = 90) | | 100% | 2 | 2.00 |
| Foster Hm Recruitment (threshold = 100) | | 0% | 2 | 0.00 |
| Active Agency Accreditation | | 0% | 4 | 0.00 |
| Staff Clinical Licensure | | 10% | 5 | 0.50 |
| Incentives Total | 5.87 | | | 3.84 |
| Maximum total combined incentive credit allowed is 10 points. | | | Incentives Awarded | 3.84 |

*Performance calculation descriptions can be found in the FY 2019 RBWO PBP Measurements and Standards Guide.

Child Protective Services Investigations and Dispositions

The following investigations data, which is not used for scoring but is considered significant to a provider's performance, is from Georgia SHINES and is not considered final or complete until the end of the fiscal year.

| | |
|-----------------------------------|---|
| Total Reports: | 0 |
| Number Screened In: | 0 |
| Number Screened Out: | 0 |
| Number Substantiated: | 0 |
| Number Unsubstantiated: | 0 |
| Number Active CPS Investigations: | 0 |



DHS, DFCS, Office of Provider Management
Performance-Based Placement Measures
RBWO Provider GA+SCORECARD - CPA
Report Quarter: Q4 FY2020



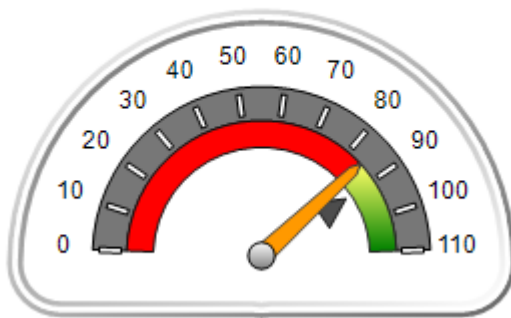
Provider/Program Name: Ray of Hope Foster Care, Inc. - (5189) - CPA

| 4405 Mall Blvd, Union City, GA 30291 | Quarterly Scores (Grades) | | Current Quarter Score (Grade) |
|--------------------------------------|--------------------------------------|--------------------------------|-----------------------------------|
| Phone: 770-306-5144 | Q1: 71.63 (C-) | Q2: 70.11 (C-) | 84.55% (B) |
| Vendor ID# 125385 | Q3: 79.62 (C+) | Q4: 84.55 (B) | |
| # New Foster Homes During Quarter: 0 | # Children in Care During Quarter: 9 | # Placements During Quarter: 9 | # Children in Care On Last Day: 8 |

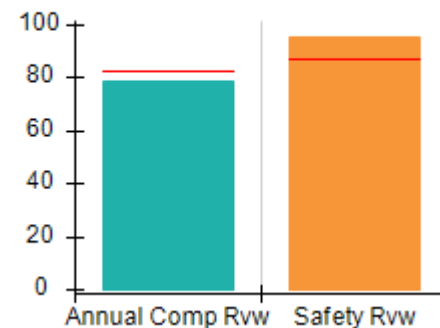
Quarterly Provider Comparisons to All CPAs

▼ — indicates average for all CPAs

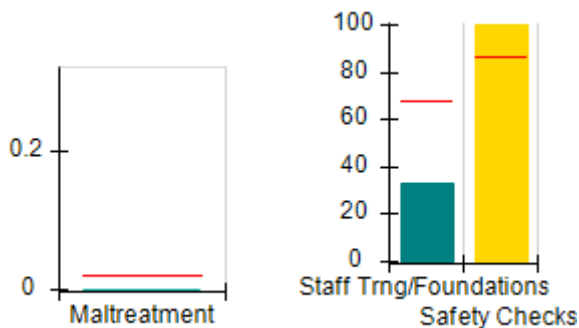
Overall Score (%)



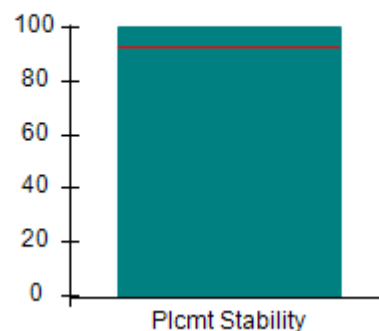
OPM Monitoring Reviews (%)



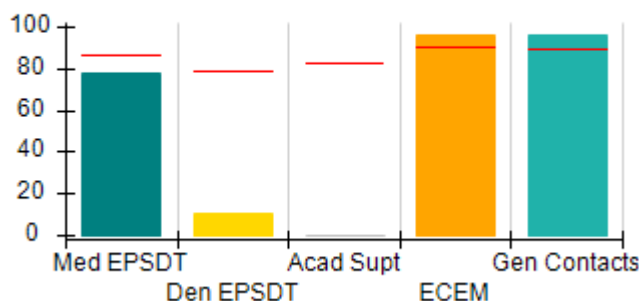
Safety Outcomes (%)



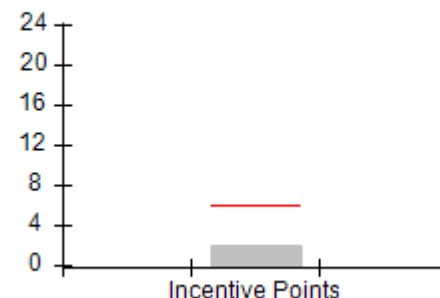
Permanency Outcomes (%)



Well-Being Outcomes (%)



Incentives Earned (Points)





DHS, DFCS, Office of Provider Management
Performance-Based Placement Measures
RBWO Provider GA+SCORECARD - CPA
 Report Quarter: Q4 FY2020



Provider/Program Name: Ray of Hope Foster Care, Inc. - (5189) - CPA

| | | | |
|--------------------------------------|---------------------------|----------------|-------------------------------|
| 4405 Mall Blvd, Union City, GA 30291 | Quarterly Scores (Grades) | | Current Quarter Score (Grade) |
| Phone: 770-306-5144 | Q1: 71.63 (C-) | Q2: 70.11 (C-) | 84.55% (B) |
| Vendor ID# 125385 | Q3: 79.62 (C+) | Q4: 84.55 (B) | |

| | | | |
|--------------------------------------|--------------------------------------|--------------------------------|-----------------------------------|
| # New Foster Homes During Quarter: 0 | # Children in Care During Quarter: 9 | # Placements During Quarter: 9 | # Children in Care On Last Day: 8 |
|--------------------------------------|--------------------------------------|--------------------------------|-----------------------------------|

| | Avg Performance All CPAs (%) | Provider Performance (%)* | Possible Points (Weight) | Provider Points Earned |
|--|------------------------------|---------------------------|--------------------------|------------------------|
|--|------------------------------|---------------------------|--------------------------|------------------------|

OPM Monitoring Reviews

| | | | | |
|------------------------------|-----|-----|-----------|--------------|
| Annual Comprehensive Reviews | 82% | 79% | 25 | 19.65 |
| Safety Reviews | 87% | 95% | 15 | 14.25 |
| Monitoring Sub-Total | | | 40 | 33.90 |

CPA Safety Outcomes

| | | | | |
|---------------------------|-------|--------------------------|-----------|--------------|
| Incidence of Maltreatment | 0.02% | No Substantiated Reports | 10 | 10.00 |
| Staff Training | 67% | 33% | 5 | 1.65 |
| Staff Safety Checks | 86% | 100% | 5 | 5.00 |
| Safety Sub-Total | | | 20 | 16.65 |

CPA Permanency Outcomes

| | | | | |
|-----------------------------|-----|------|-----------|--------------|
| Placement Stability | 93% | 100% | 15 | 15.00 |
| Permanency Sub-Total | | | 15 | 15.00 |

CPA Well-Being Outcomes

| | | | | |
|--------------------------------|-----|--------------|------------|--------------|
| EPSDT Medical Visits | 86% | 78% | 4 | 3.12 |
| EPSDT Dental Visits | 79% | 11% | 4 | 0.44 |
| Academic Supports | 82% | 0% | 3 | 0.00 |
| Provider ECEM Visits | 90% | 96% | 7 | 6.72 |
| Provider General Contacts | 89% | 96% | 7 | 6.72 |
| Placements with Siblings | 68% | 0% | Not Scored | Not Scored |
| Placements within Legal County | 18% | Not Eligible | Not Scored | Not Scored |
| Well-Being Sub-Total | | | 25 | 17.00 |

*Performance calculation descriptions can be found in the FY 2019 RBWO PBP Measurements and Standards Guide.

| | |
|---|-----------------------------|
| Monitoring & Outcomes: Possible Points = 100 | Points Earned: 82.55 |
| Score Before Incentives Credit | 82.55% |
| Incentives Awarded | 2.00 pts |
| PBP Verification | N/A pts |
| Total Score | 84.55% |



DHS, DFCS, Office of Provider Management
Performance-Based Placement Measures
RBWO Provider GA+SCORECARD - CPA
Report Quarter: Q4 FY2020



Provider/Program Name: Ray of Hope Foster Care, Inc. - (5189) - CPA

| # New Foster Homes During Quarter: 0 | | # Children in Care During Quarter: 9 | # Placements During Quarter: 9 | # Children in Care On Last Day: 8 |
|---|------------------------------|--------------------------------------|--------------------------------|-----------------------------------|
| CPA Incentive Credits | Avg Performance All CPAs (%) | Provider Performance (%)* | Possible Points (Weight) | Provider Points Earned |
| Early EPSDT Medical Visits | | 0% | 2 | 0.00 |
| Early EPSDT Dental Visits | | 0% | 2 | 0.00 |
| Permanency Contacts | | 0% | 5 | 0.00 |
| Additional Academic Supports | | 0% | 2 | 0.00 |
| HS Grad/GED/Prof or Trade Certificate/College | | N/A | 10/5/5/1 | |
| EYSS Agreement | | Not Eligible | 5 | |
| Community Connections | | 0% | 4 | 0.00 |
| Foster Hm Retention Rate (threshold = 90) | | 100% | 2 | 2.00 |
| Foster Hm Recruitment (threshold = 100) | | 0% | 2 | 0.00 |
| Active Agency Accreditation | | 0% | 4 | 0.00 |
| Staff Clinical Licensure | | 0% | 5 | 0.00 |
| Incentives Total | 5.87 | | | 2.00 |
| Maximum total combined incentive credit allowed is 10 points. | | | Incentives Awarded | 2.00 |

*Performance calculation descriptions can be found in the FY 2019 RBWO PBP Measurements and Standards Guide.

Child Protective Services Investigations and Dispositions

The following investigations data, which is not used for scoring but is considered significant to a provider's performance, is from Georgia SHINES and is not considered final or complete until the end of the fiscal year.

| | | |
|-----------------------------------|---|--|
| Total Reports: | 0 | |
| Number Screened In: | 0 | |
| Number Screened Out: | 0 | |
| Number Substantiated: | 0 | |
| Number Unsubstantiated: | 0 | |
| Number Active CPS Investigations: | 0 | |



DHS, DFCS, Office of Provider Management
Performance-Based Placement Measures
RBWO Provider GA+SCORECARD - CPA



Report Quarter: Q4 FY2020

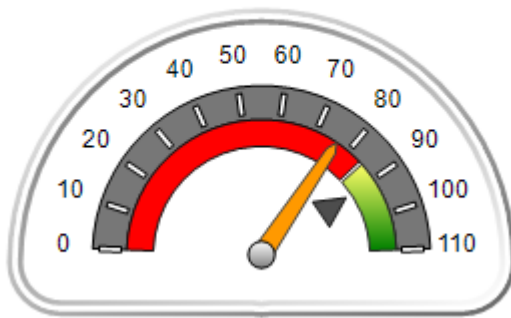
Provider/Program Name: Rose Garden Community Development - dba We Are Precious (5272) - CPA

| 5536 Old National Hwy, College Park, GA 30349 | Quarterly Scores (Grades) | | Current Quarter Score (Grade) |
|---|---------------------------------------|---------------------------------|------------------------------------|
| Phone: 404-759-1929 | Q1: 86.45 (B) | Q2: 79.62 (C+) | 76.21% (C) |
| Vendor ID# 153030 | Q3: 75.33 (C) | Q4: 76.21 (C) | |
| # New Foster Homes During Quarter: 0 | # Children in Care During Quarter: 18 | # Placements During Quarter: 18 | # Children in Care On Last Day: 12 |

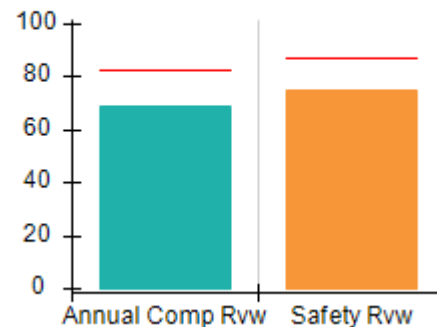
Quarterly Provider Comparisons to All CPAs

▼ — indicates average for all CPAs

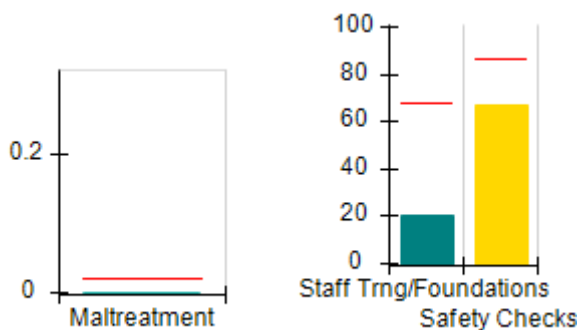
Overall Score (%)



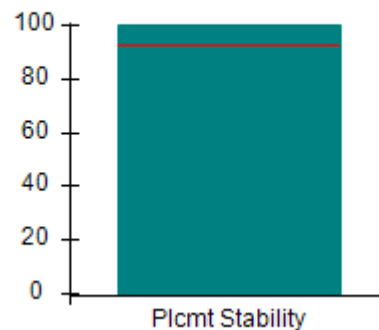
OPM Monitoring Reviews (%)



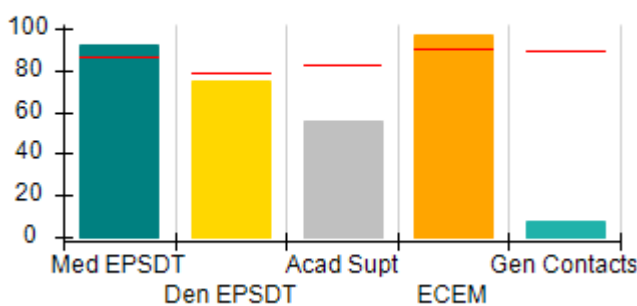
Safety Outcomes (%)



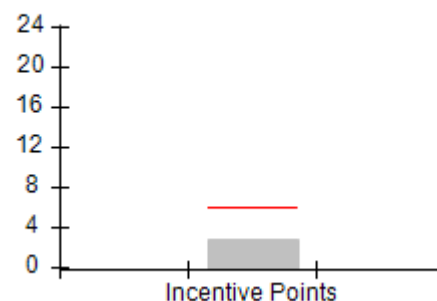
Permanency Outcomes (%)



Well-Being Outcomes (%)



Incentives Earned (Points)





DHS, DFCS, Office of Provider Management
Performance-Based Placement Measures
RBWO Provider GA+SCORECARD - CPA



Report Quarter: Q4 FY2020

| | | | | |
|--|------------------------------|---------------------------------------|---------------------------------|------------------------------------|
| Provider/Program Name: Rose Garden Community Development - dba We Are Precious (5272) - CPA | | | | |
| 5536 Old National Hwy, College Park, GA 30349 | | Quarterly Scores (Grades) | | Current Quarter Score (Grade) |
| Phone: 404-759-1929 | | Q1: 86.45 (B) | Q2: 79.62 (C+) | 76.21% (C) |
| Vendor ID# 153030 | | Q3: 75.33 (C) | Q4: 76.21 (C) | |
| # New Foster Homes During Quarter: 0 | | # Children in Care During Quarter: 18 | # Placements During Quarter: 18 | # Children in Care On Last Day: 12 |
| | Avg Performance All CPAs (%) | Provider Performance (%)* | Possible Points (Weight) | Provider Points Earned |
| OPM Monitoring Reviews | | | | |
| Annual Comprehensive Reviews | 82% | 69% | 25 | 17.26 |
| Safety Reviews | 87% | 75% | 15 | 11.25 |
| Monitoring Sub-Total | | | 40 | 28.51 |
| CPA Safety Outcomes | | | | |
| Incidence of Maltreatment | 0.02% | No Substantiated Reports | 10 | 10.00 |
| Staff Training | 67% | 20% | 5 | 1.00 |
| Staff Safety Checks | 86% | 67% | 5 | 3.35 |
| Safety Sub-Total | | | 20 | 14.35 |
| CPA Permanency Outcomes | | | | |
| Placement Stability | 93% | 100% | 15 | 15.00 |
| Permanency Sub-Total | | | 15 | 15.00 |
| CPA Well-Being Outcomes | | | | |
| EPSDT Medical Visits | 86% | 92% | 4 | 3.68 |
| EPSDT Dental Visits | 79% | 75% | 4 | 3.00 |
| Academic Supports | 82% | 56% | 3 | 1.68 |
| Provider ECEM Visits | 90% | 97% | 7 | 6.79 |
| Provider General Contacts | 89% | 8% | 7 | 0.56 |
| Placements with Siblings | 68% | 92% | Not Scored | Not Scored |
| Placements within Legal County | 18% | Not Eligible | Not Scored | Not Scored |
| Well-Being Sub-Total | | | 25 | 15.71 |
| *Performance calculation descriptions can be found in the FY 2019 RBWO PBP Measurements and Standards Guide. | | | | |
| Monitoring & Outcomes: Possible Points = 100 | | | Points Earned: 73.57 | |
| Score Before Incentives Credit | | | 73.57% | |
| Incentives Awarded | | | 2.64 pts | |
| PBP Verification | | | N/A pts | |
| Total Score | | | 76.21% | |



DHS, DFCS, Office of Provider Management
Performance-Based Placement Measures
RBWO Provider GA+SCORECARD - CPA



Report Quarter: Q4 FY2020

Provider/Program Name: Rose Garden Community Development - dba We Are Precious (5272) - CPA

| # New Foster Homes During Quarter: 0 | | # Children in Care During Quarter: 18 | # Placements During Quarter: 18 | # Children in Care On Last Day: 12 |
|---|------------------------------|---------------------------------------|---------------------------------|------------------------------------|
| CPA Incentive Credits | Avg Performance All CPAs (%) | Provider Performance (%)* | Possible Points (Weight) | Provider Points Earned |
| Early EPSDT Medical Visits | | Not Eligible | 2 | |
| Early EPSDT Dental Visits | | 0% | 2 | 0.00 |
| Permanency Contacts | | None Planned | 5 | |
| Additional Academic Supports | | 7% | 2 | 0.14 |
| HS Grad/GED/Prof or Trade Certificate/College | | N/A | 10/5/5/1 | |
| EYSS Agreement | | Not Eligible | 5 | |
| Community Connections | | 0% | 4 | 0.00 |
| Foster Hm Retention Rate (threshold = 90) | | 100% | 2 | 2.00 |
| Foster Hm Recruitment (threshold = 100) | | 0% | 2 | 0.00 |
| Active Agency Accreditation | | 0% | 4 | 0.00 |
| Staff Clinical Licensure | | 10% | 5 | 0.50 |
| Incentives Total | 5.87 | | | 2.64 |
| Maximum total combined incentive credit allowed is 10 points. | | | Incentives Awarded | 2.64 |

*Performance calculation descriptions can be found in the FY 2019 RBWO PBP Measurements and Standards Guide.

Child Protective Services Investigations and Dispositions

The following investigations data, which is not used for scoring but is considered significant to a provider's performance, is from Georgia SHINES and is not considered final or complete until the end of the fiscal year.

| | |
|-----------------------------------|---|
| Total Reports: | 0 |
| Number Screened In: | 0 |
| Number Screened Out: | 0 |
| Number Substantiated: | 0 |
| Number Unsubstantiated: | 0 |
| Number Active CPS Investigations: | 0 |



DHS, DFCS, Office of Provider Management
Performance-Based Placement Measures
RBWO Provider GA+SCORECARD - CPA
Report Quarter: Q4 FY2020



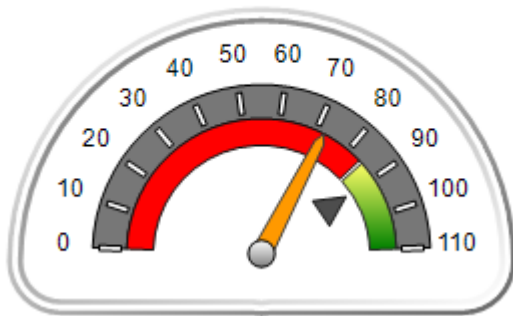
Provider/Program Name: Safe Haven Around the Clock Youth Service, Inc. - (5352) - CPA

| 2800 Northside Crossing, Macon, GA 31210 | Quarterly Scores (Grades) | | Current Quarter Score (Grade) |
|--|---------------------------------------|---------------------------------|------------------------------------|
| Phone: 478-201-0572 | Q1: 83.32 (B-) | Q2: 89.85 (B+) | 72.23% (C-) |
| Vendor ID# 159638 | Q3: 68.35 (D+) | Q4: 72.23 (C-) | |
| # New Foster Homes During Quarter: 0 | # Children in Care During Quarter: 21 | # Placements During Quarter: 22 | # Children in Care On Last Day: 18 |

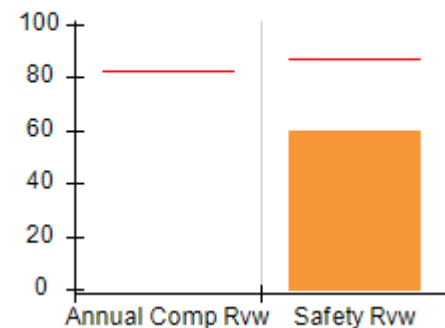
Quarterly Provider Comparisons to All CPAs

▼ — indicates average for all CPAs

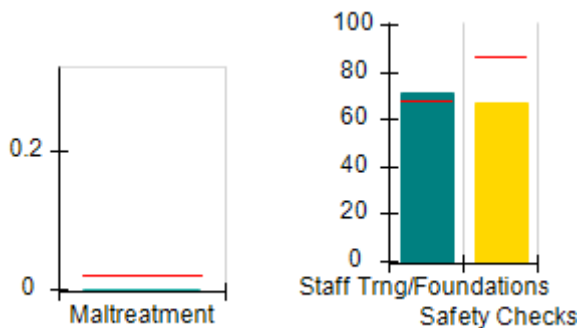
Overall Score (%)



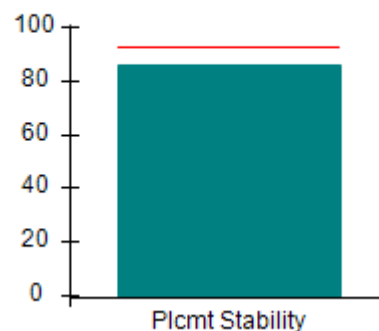
OPM Monitoring Reviews (%)



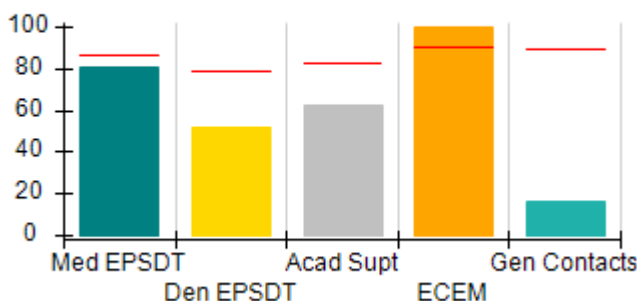
Safety Outcomes (%)




Permanency Outcomes (%)



Well-Being Outcomes (%)



Incentives Earned (Points)





DHS, DFCS, Office of Provider Management
Performance-Based Placement Measures
RBWO Provider GA+SCORECARD - CPA
 Report Quarter: Q4 FY2020



Provider/Program Name: Safe Haven Around the Clock Youth Service, Inc. - (5352) - CPA

| | | | |
|--|---------------------------|----------------|-------------------------------|
| 2800 Northside Crossing, Macon, GA 31210 | Quarterly Scores (Grades) | | Current Quarter Score (Grade) |
| Phone: 478-201-0572 | Q1: 83.32 (B-) | Q2: 89.85 (B+) | 72.23% (C-) |
| Vendor ID# 159638 | Q3: 68.35 (D+) | Q4: 72.23 (C-) | |

| | | | |
|--------------------------------------|---------------------------------------|---------------------------------|------------------------------------|
| # New Foster Homes During Quarter: 0 | # Children in Care During Quarter: 21 | # Placements During Quarter: 22 | # Children in Care On Last Day: 18 |
|--------------------------------------|---------------------------------------|---------------------------------|------------------------------------|

| | Avg Performance All CPAs (%) | Provider Performance (%)* | Possible Points (Weight) | Provider Points Earned |
|--|------------------------------|---------------------------|--------------------------|------------------------|
|--|------------------------------|---------------------------|--------------------------|------------------------|

OPM Monitoring Reviews

| | | | | |
|------------------------------|-----|-------------------|-----------|-------------|
| Annual Comprehensive Reviews | 82% | Not Yet Conducted | | |
| Safety Reviews | 87% | 60% | 15 | 9.00 |
| Monitoring Sub-Total | | | 15 | 9.00 |

CPA Safety Outcomes

| | | | | |
|---------------------------|-------|--------------------------|-----------|--------------|
| Incidence of Maltreatment | 0.02% | No Substantiated Reports | 10 | 10.00 |
| Staff Training | 67% | 71% | 5 | 3.55 |
| Staff Safety Checks | 86% | 67% | 5 | 3.35 |
| Safety Sub-Total | | | 20 | 16.90 |

CPA Permanency Outcomes

| | | | | |
|-----------------------------|-----|-----|-----------|--------------|
| Placement Stability | 93% | 86% | 15 | 12.90 |
| Permanency Sub-Total | | | 15 | 12.90 |

CPA Well-Being Outcomes

| | | | | |
|--------------------------------|-----|------|------------|--------------|
| EPSDT Medical Visits | 86% | 81% | 4 | 3.24 |
| EPSDT Dental Visits | 79% | 52% | 4 | 2.08 |
| Academic Supports | 82% | 62% | 3 | 1.86 |
| Provider ECEM Visits | 90% | 100% | 7 | 7.00 |
| Provider General Contacts | 89% | 17% | 7 | 1.19 |
| Placements with Siblings | 68% | 80% | Not Scored | Not Scored |
| Placements within Legal County | 18% | 0% | Not Scored | Not Scored |
| Well-Being Sub-Total | | | 25 | 15.37 |

*Performance calculation descriptions can be found in the FY 2019 RBWO PBP Measurements and Standards Guide.

| | |
|--|-----------------------------|
| Monitoring & Outcomes: Possible Points = 75 | Points Earned: 54.17 |
| Score Before Incentives Credit | 72.23% |
| Incentives Awarded | 0.00 pts |
| PBP Verification | N/A pts |
| Total Score | 72.23% |



DHS, DFCS, Office of Provider Management
Performance-Based Placement Measures
RBWO Provider GA+SCORECARD - CPA
Report Quarter: Q4 FY2020



Provider/Program Name: Safe Haven Around the Clock Youth Service, Inc. - (5352) - CPA

| # New Foster Homes During Quarter: 0 | | # Children in Care During Quarter: 21 | # Placements During Quarter: 22 | # Children in Care On Last Day: 18 |
|--|------------------------------|---------------------------------------|---------------------------------|------------------------------------|
| CPA Incentive Credits | Avg Performance All CPAs (%) | Provider Performance (%)* | Possible Points (Weight) | Provider Points Earned |
| Early EPSDT Medical Visits | | 0% | 2 | 0.00 |
| Early EPSDT Dental Visits | | 0% | 2 | 0.00 |
| Permanency Contacts | | 0% | 5 | 0.00 |
| Additional Academic Supports | | 0% | 2 | 0.00 |
| HS Grad/GED/Prof or Trade Certificate/College | | N/A | 10/5/5/1 | |
| EYSS Agreement | | Not Eligible | 5 | |
| Community Connections | | 0% | 4 | 0.00 |
| Foster Hm Retention Rate (threshold = 90) | | 75% | 2 | 0.00 |
| Foster Hm Recruitment (threshold = 100) | | 0% | 2 | 0.00 |
| Active Agency Accreditation | | 0% | 4 | 0.00 |
| Staff Clinical Licensure | | 0% | 5 | 0.00 |
| Incentives Total | 5.87 | | | 0.00 |
| Maximum total combined incentive credit allowed is 10 points. | | | Incentives Awarded | 0.00 |
| *Performance calculation descriptions can be found in the FY 2019 RBWO PBP Measurements and Standards Guide. | | | | |

Child Protective Services Investigations and Dispositions

The following investigations data, which is not used for scoring but is considered significant to a provider's performance, is from Georgia SHINES and is not considered final or complete until the end of the fiscal year.

| | | |
|-----------------------------------|----|--|
| Total Reports: | 0 | |
| Number Screened In: | 0 | |
| Number Screened Out: | 0 | |
| Number Substantiated: | 0 | |
| Number Unsubstantiated: | 2 | |
| Number Active CPS Investigations: | -2 | |



DHS, DFCS, Office of Provider Management

Performance-Based Placement Measures

RBWO Provider GA+SCORECARD - CPA



Report Quarter: Q4 FY2020

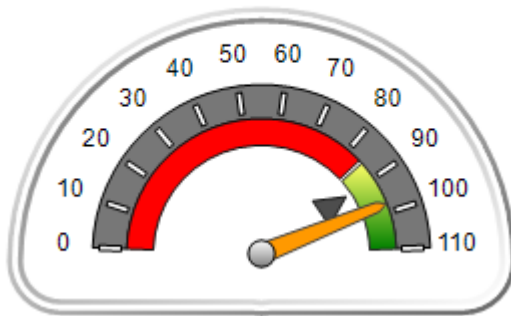
Provider/Program Name: Seeds That Grow, Inc. - Conyers (5322) - CPA

| 1805 Overlake Dr., Conyers, GA 30013 | Quarterly Scores (Grades) | | Current Quarter Score (Grade) |
|--------------------------------------|---------------------------------------|---------------------------------|------------------------------------|
| Phone: 770-679-9021 | Q1: 94.41 (A) | Q2: 93.44 (A-) | 97.62% (A+) |
| Vendor ID# 15077 | Q3: 93.49 (A-) | Q4: 97.62 (A+) | |
| # New Foster Homes During Quarter: 2 | # Children in Care During Quarter: 36 | # Placements During Quarter: 38 | # Children in Care On Last Day: 29 |

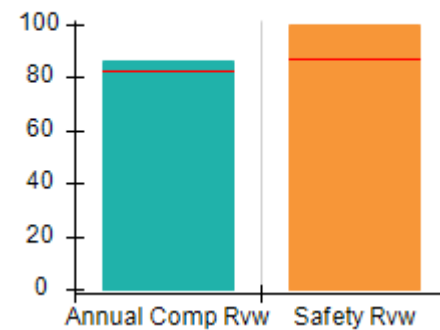
Quarterly Provider Comparisons to All CPAs

▼ — indicates average for all CPAs

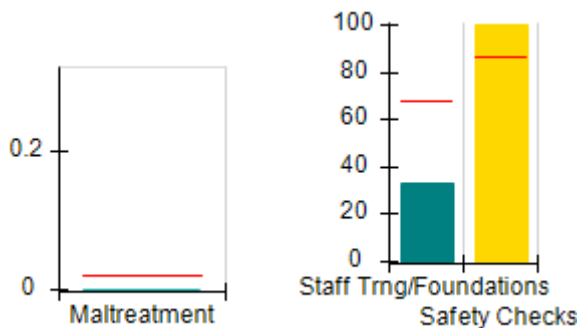
Overall Score (%)



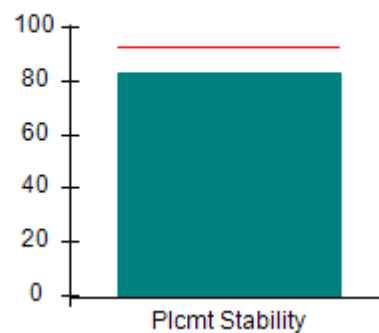
OPM Monitoring Reviews (%)



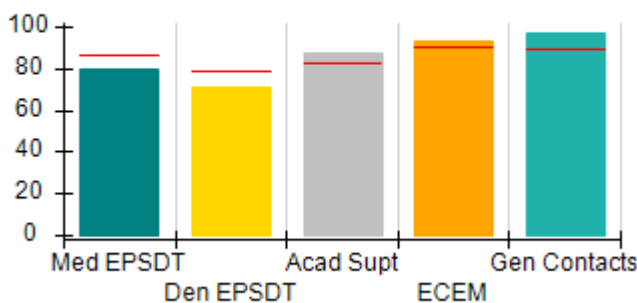
Safety Outcomes (%)



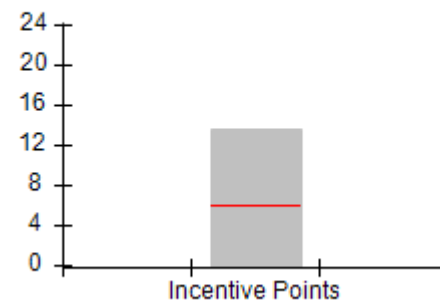
Permanency Outcomes (%)



Well-Being Outcomes (%)



Incentives Earned (Points)





DHS, DFCS, Office of Provider Management
Performance-Based Placement Measures
RBWO Provider GA+SCORECARD - CPA
 Report Quarter: Q4 FY2020



Provider/Program Name: Seeds That Grow, Inc. - Conyers (5322) - CPA

| | | | |
|--------------------------------------|---------------------------|----------------|-------------------------------|
| 1805 Overlake Dr., Conyers, GA 30013 | Quarterly Scores (Grades) | | Current Quarter Score (Grade) |
| Phone: 770-679-9021 | Q1: 94.41 (A) | Q2: 93.44 (A-) | 97.62% (A+) |
| Vendor ID# 15077 | Q3: 93.49 (A-) | Q4: 97.62 (A+) | |

| | | | |
|--------------------------------------|---------------------------------------|---------------------------------|------------------------------------|
| # New Foster Homes During Quarter: 2 | # Children in Care During Quarter: 36 | # Placements During Quarter: 38 | # Children in Care On Last Day: 29 |
|--------------------------------------|---------------------------------------|---------------------------------|------------------------------------|

| | Avg Performance All CPAs (%) | Provider Performance (%)* | Possible Points (Weight) | Provider Points Earned |
|--|------------------------------|---------------------------|--------------------------|------------------------|
|--|------------------------------|---------------------------|--------------------------|------------------------|

OPM Monitoring Reviews

| | | | | |
|------------------------------|-----|------|-----------|--------------|
| Annual Comprehensive Reviews | 82% | 86% | 25 | 21.57 |
| Safety Reviews | 87% | 100% | 15 | 15.00 |
| Monitoring Sub-Total | | | 40 | 36.57 |

CPA Safety Outcomes

| | | | | |
|---------------------------|-------|--------------------------|-----------|--------------|
| Incidence of Maltreatment | 0.02% | No Substantiated Reports | 10 | 10.00 |
| Staff Training | 67% | 33% | 5 | 1.65 |
| Staff Safety Checks | 86% | 100% | 5 | 5.00 |
| Safety Sub-Total | | | 20 | 16.65 |

CPA Permanency Outcomes

| | | | | |
|-----------------------------|-----|-----|-----------|--------------|
| Placement Stability | 93% | 83% | 15 | 12.45 |
| Permanency Sub-Total | | | 15 | 12.45 |

CPA Well-Being Outcomes

| | | | | |
|--------------------------------|-----|-----|------------|--------------|
| EPSDT Medical Visits | 86% | 80% | 4 | 3.20 |
| EPSDT Dental Visits | 79% | 71% | 4 | 2.84 |
| Academic Supports | 82% | 87% | 3 | 2.61 |
| Provider ECEM Visits | 90% | 93% | 7 | 6.51 |
| Provider General Contacts | 89% | 97% | 7 | 6.79 |
| Placements with Siblings | 68% | 49% | Not Scored | Not Scored |
| Placements within Legal County | 18% | 0% | Not Scored | Not Scored |
| Well-Being Sub-Total | | | 25 | 21.95 |

*Performance calculation descriptions can be found in the FY 2019 RBWO PBP Measurements and Standards Guide.

| | |
|---|-----------------------------|
| Monitoring & Outcomes: Possible Points = 100 | Points Earned: 87.62 |
| Score Before Incentives Credit | 87.62% |
| Incentives Awarded | 10.00 pts |
| PBP Verification | N/A pts |
| Total Score | 97.62% |



DHS, DFCS, Office of Provider Management
Performance-Based Placement Measures
RBWO Provider GA+SCORECARD - CPA
Report Quarter: Q4 FY2020



Provider/Program Name: Seeds That Grow, Inc. - Conyers (5322) - CPA

| # New Foster Homes During Quarter: 2 | | # Children in Care During Quarter: 36 | # Placements During Quarter: 38 | # Children in Care On Last Day: 29 |
|---|------------------------------|---------------------------------------|---------------------------------|------------------------------------|
| CPA Incentive Credits | Avg Performance All CPAs (%) | Provider Performance (%)* | Possible Points (Weight) | Provider Points Earned |
| Early EPSDT Medical Visits | | 25% | 2 | 0.50 |
| Early EPSDT Dental Visits | | 22% | 2 | 0.44 |
| Permanency Contacts | | 0% | 5 | 0.00 |
| Additional Academic Supports | | 37% | 2 | 0.74 |
| HS Grad/GED/Prof or Trade Certificate/College | | N/A | 10/5/5/1 | 10.00 |
| EYSS Agreement | | Not Eligible | 5 | |
| Community Connections | | 0% | 4 | 0.00 |
| Foster Hm Retention Rate (threshold = 90) | | 56% | 2 | 0.00 |
| Foster Hm Recruitment (threshold = 100) | | 100% | 2 | 2.00 |
| Active Agency Accreditation | | 0% | 4 | 0.00 |
| Staff Clinical Licensure | | 0% | 5 | 0.00 |
| Incentives Total | 5.87 | | | 13.68 |
| Maximum total combined incentive credit allowed is 10 points. | | | Incentives Awarded | 10.00 |

*Performance calculation descriptions can be found in the FY 2019 RBWO PBP Measurements and Standards Guide.

Child Protective Services Investigations and Dispositions

The following investigations data, which is not used for scoring but is considered significant to a provider's performance, is from Georgia SHINES and is not considered final or complete until the end of the fiscal year.

| | |
|-----------------------------------|---|
| Total Reports: | 0 |
| Number Screened In: | 0 |
| Number Screened Out: | 0 |
| Number Substantiated: | 0 |
| Number Unsubstantiated: | 0 |
| Number Active CPS Investigations: | 0 |



DHS, DFCS, Office of Provider Management

Performance-Based Placement Measures

RBWO Provider GA+SCORECARD - CPA



Report Quarter: Q4 FY2020

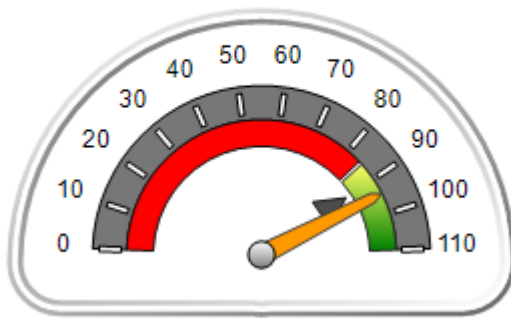
Provider/Program Name: Seeds That Grow, Inc. - Seeds that Grow, INC Albany (5367) - CPA

| 2615 Gillionville Rd., Albany, GA 31721 | Quarterly Scores (Grades) | | Current Quarter Score (Grade) |
|---|--------------------------------------|--------------------------------|-----------------------------------|
| Phone: (229) 573-7304 | Q1: 52.00 (F) | Q2: 78.00 (C+) | 94.39% (A) |
| Vendor ID# 161225 | Q3: 98.60 (A+) | Q4: 94.39 (A) | |
| # New Foster Homes During Quarter: 0 | # Children in Care During Quarter: 6 | # Placements During Quarter: 6 | # Children in Care On Last Day: 5 |

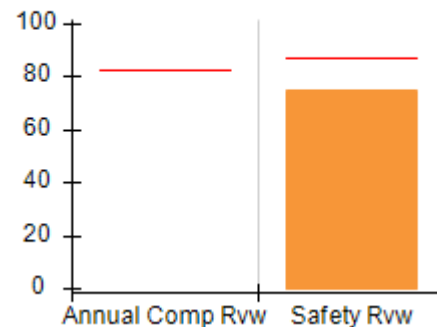
Quarterly Provider Comparisons to All CPAs

▼ — indicates average for all CPAs

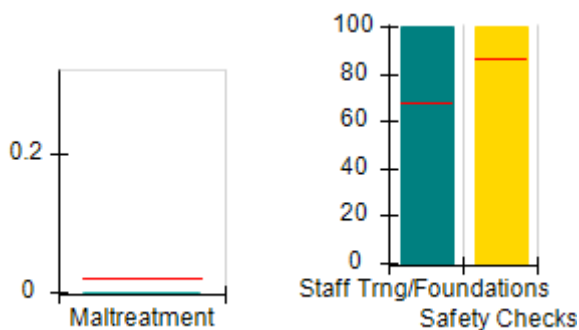
Overall Score (%)



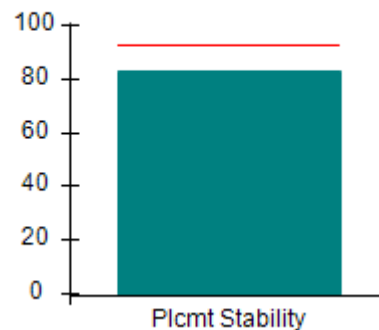
OPM Monitoring Reviews (%)



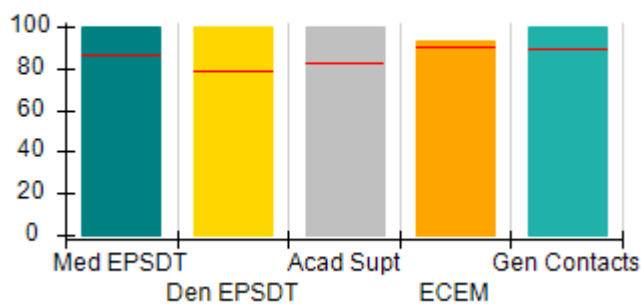
Safety Outcomes (%)



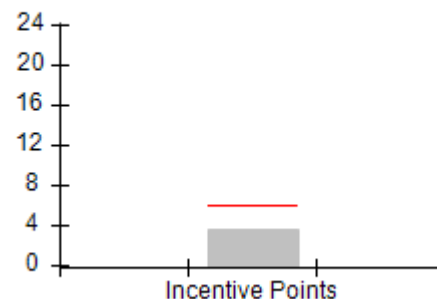
Permanency Outcomes (%)



Well-Being Outcomes (%)



Incentives Earned (Points)





DHS, DFCS, Office of Provider Management
Performance-Based Placement Measures
RBWO Provider GA+SCORECARD - CPA



Report Quarter: Q4 FY2020

Provider/Program Name: Seeds That Grow, Inc. - Seeds that Grow, INC Albany (5367) - CPA

| | | | |
|---|---------------------------|----------------|-------------------------------|
| 2615 Gillionville Rd., Albany, GA 31721 | Quarterly Scores (Grades) | | Current Quarter Score (Grade) |
| Phone: (229) 573-7304 | Q1: 52.00 (F) | Q2: 78.00 (C+) | 94.39% (A) |
| Vendor ID# 161225 | Q3: 98.60 (A+) | Q4: 94.39 (A) | |

| | | | |
|--------------------------------------|--------------------------------------|--------------------------------|-----------------------------------|
| # New Foster Homes During Quarter: 0 | # Children in Care During Quarter: 6 | # Placements During Quarter: 6 | # Children in Care On Last Day: 5 |
|--------------------------------------|--------------------------------------|--------------------------------|-----------------------------------|

| | Avg Performance All CPAs (%) | Provider Performance (%)* | Possible Points (Weight) | Provider Points Earned |
|--|------------------------------|---------------------------|--------------------------|------------------------|
|--|------------------------------|---------------------------|--------------------------|------------------------|

OPM Monitoring Reviews

| | | | | |
|------------------------------|-----|-------------------|-----------|--------------|
| Annual Comprehensive Reviews | 82% | Not Yet Conducted | | |
| Safety Reviews | 87% | 75% | 15 | 11.25 |
| Monitoring Sub-Total | | | 15 | 11.25 |

CPA Safety Outcomes

| | | | | |
|---------------------------|-------|--------------------------|-----------|--------------|
| Incidence of Maltreatment | 0.02% | No Substantiated Reports | 10 | 10.00 |
| Staff Training | 67% | 100% | 5 | 5.00 |
| Staff Safety Checks | 86% | 100% | 5 | 5.00 |
| Safety Sub-Total | | | 20 | 20.00 |

CPA Permanency Outcomes

| | | | | |
|-----------------------------|-----|-----|-----------|--------------|
| Placement Stability | 93% | 83% | 15 | 12.45 |
| Permanency Sub-Total | | | 15 | 12.45 |

CPA Well-Being Outcomes

| | | | | |
|--------------------------------|-----|--------------|------------|--------------|
| EPSDT Medical Visits | 86% | 100% | 4 | 4.00 |
| EPSDT Dental Visits | 79% | 100% | 4 | 4.00 |
| Academic Supports | 82% | 100% | 3 | 3.00 |
| Provider ECEM Visits | 90% | 93% | 7 | 6.51 |
| Provider General Contacts | 89% | 100% | 7 | 7.00 |
| Placements with Siblings | 68% | 38% | Not Scored | Not Scored |
| Placements within Legal County | 18% | Not Eligible | Not Scored | Not Scored |
| Well-Being Sub-Total | | | 25 | 24.51 |

*Performance calculation descriptions can be found in the FY 2019 RBWO PBP Measurements and Standards Guide.

| | |
|--|-----------------------------|
| Monitoring & Outcomes: Possible Points = 75 | Points Earned: 68.21 |
| Score Before Incentives Credit | 90.95% |
| Incentives Awarded | 3.44 pts |
| PBP Verification | N/A pts |
| Total Score | 94.39% |



DHS, DFCS, Office of Provider Management
Performance-Based Placement Measures
RBWO Provider GA+SCORECARD - CPA



Report Quarter: Q4 FY2020

Provider/Program Name: Seeds That Grow, Inc. - Seeds that Grow, INC Albany (5367) - CPA

| # New Foster Homes During Quarter: 0 | | # Children in Care During Quarter: 6 | # Placements During Quarter: 6 | # Children in Care On Last Day: 5 |
|---|------------------------------|--------------------------------------|--------------------------------|-----------------------------------|
| CPA Incentive Credits | Avg Performance All CPAs (%) | Provider Performance (%)* | Possible Points (Weight) | Provider Points Earned |
| Early EPSDT Medical Visits | | Not Eligible | 2 | |
| Early EPSDT Dental Visits | | 50% | 2 | 1.00 |
| Permanency Contacts | | None Planned | 5 | |
| Additional Academic Supports | | 22% | 2 | 0.44 |
| HS Grad/GED/Prof or Trade Certificate/College | | N/A | 10/5/5/1 | |
| EYSS Agreement | | Not Eligible | 5 | |
| Community Connections | | 0% | 4 | 0.00 |
| Foster Hm Retention Rate (threshold = 90) | | 100% | 2 | 2.00 |
| Foster Hm Recruitment (threshold = 100) | | 0% | 2 | 0.00 |
| Active Agency Accreditation | | 0% | 4 | 0.00 |
| Staff Clinical Licensure | | 0% | 5 | 0.00 |
| Incentives Total | 5.87 | | | 3.44 |
| Maximum total combined incentive credit allowed is 10 points. | | | Incentives Awarded | 3.44 |

*Performance calculation descriptions can be found in the FY 2019 RBWO PBP Measurements and Standards Guide.

Child Protective Services Investigations and Dispositions

The following investigations data, which is not used for scoring but is considered significant to a provider's performance, is from Georgia SHINES and is not considered final or complete until the end of the fiscal year.

| | |
|-----------------------------------|---|
| Total Reports: | 2 |
| Number Screened In: | 0 |
| Number Screened Out: | 2 |
| Number Substantiated: | 0 |
| Number Unsubstantiated: | 0 |
| Number Active CPS Investigations: | 0 |



DHS, DFCS, Office of Provider Management
Performance-Based Placement Measures
RBWO Provider GA+SCORECARD - CPA
Report Quarter: Q4 FY2020



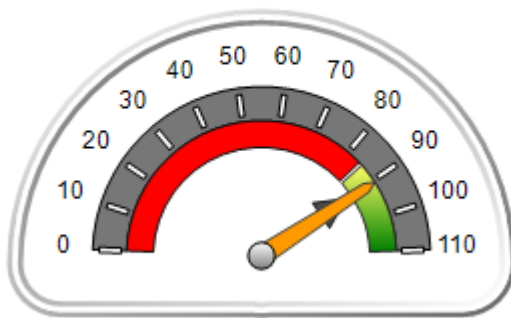
Provider/Program Name: Trinity J and D, LLC - Trinity J and D, LLC (980) - CPA

| 7805 Waters Avenue, Savannah, GA 31406 | Quarterly Scores (Grades) | | Current Quarter Score (Grade) |
|--|---------------------------------------|---------------------------------|------------------------------------|
| Phone: 912-443-3799 | Q1: 99.69 (A+) | Q2: 92.47 (A-) | 90.70% (A-) |
| Vendor ID# 40245 | Q3: 94.22 (A) | Q4: 90.70 (A-) | |
| # New Foster Homes During Quarter: 0 | # Children in Care During Quarter: 36 | # Placements During Quarter: 39 | # Children in Care On Last Day: 31 |

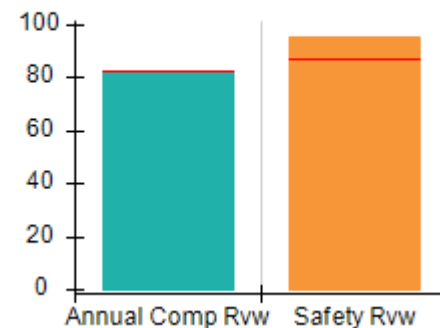
Quarterly Provider Comparisons to All CPAs

▼ — indicates average for all CPAs

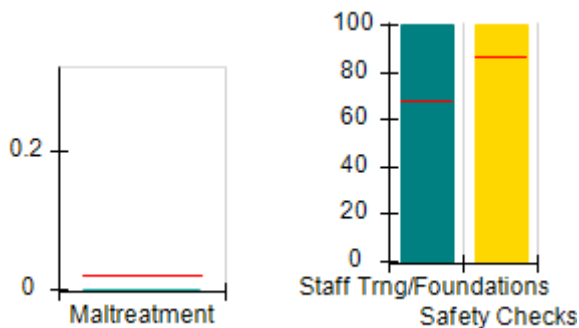
Overall Score (%)



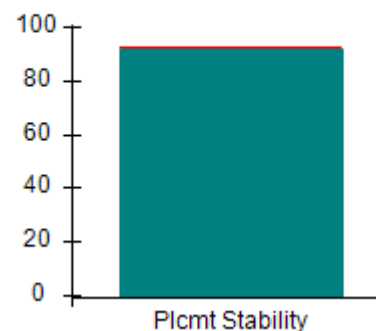
OPM Monitoring Reviews (%)



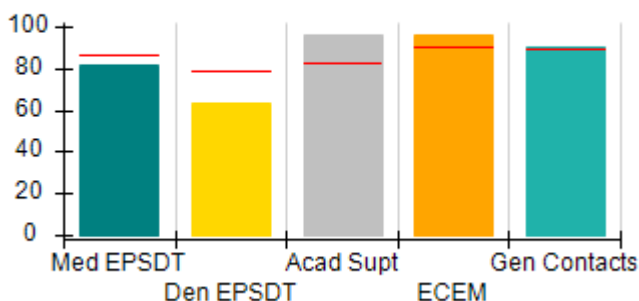
Safety Outcomes (%)




Permanency Outcomes (%)



Well-Being Outcomes (%)



Incentives Earned (Points)





DHS, DFCS, Office of Provider Management
Performance-Based Placement Measures
RBWO Provider GA+SCORECARD - CPA
 Report Quarter: Q4 FY2020



Provider/Program Name: Trinity J and D, LLC - Trinity J and D, LLC (980) - CPA

| | | | |
|--|---------------------------------------|---------------------------------|------------------------------------|
| 7805 Waters Avenue, Savannah, GA 31406 | Quarterly Scores (Grades) | | Current Quarter Score (Grade) |
| Phone: 912-443-3799 | Q1: 99.69 (A+) | Q2: 92.47 (A-) | 90.70% (A-) |
| Vendor ID# 40245 | Q3: 94.22 (A) | Q4: 90.70 (A-) | |
| # New Foster Homes During Quarter: 0 | # Children in Care During Quarter: 36 | # Placements During Quarter: 39 | # Children in Care On Last Day: 31 |

| | Avg Performance All CPAs (%) | Provider Performance (%)* | Possible Points (Weight) | Provider Points Earned |
|--|------------------------------|---------------------------|--------------------------|------------------------|
|--|------------------------------|---------------------------|--------------------------|------------------------|

OPM Monitoring Reviews

| | | | | |
|------------------------------|-----|-----|-----------|--------------|
| Annual Comprehensive Reviews | 82% | 82% | 25 | 20.61 |
| Safety Reviews | 87% | 95% | 15 | 14.25 |
| Monitoring Sub-Total | | | 40 | 34.86 |

CPA Safety Outcomes

| | | | | |
|---------------------------|-------|--------------------------|-----------|--------------|
| Incidence of Maltreatment | 0.02% | No Substantiated Reports | 10 | 10.00 |
| Staff Training | 67% | 100% | 5 | 5.00 |
| Staff Safety Checks | 86% | 100% | 5 | 5.00 |
| Safety Sub-Total | | | 20 | 20.00 |

CPA Permanency Outcomes

| | | | | |
|-----------------------------|-----|-----|-----------|--------------|
| Placement Stability | 93% | 92% | 15 | 13.80 |
| Permanency Sub-Total | | | 15 | 13.80 |

CPA Well-Being Outcomes

| | | | | |
|--------------------------------|-----|------|------------|--------------|
| EPSDT Medical Visits | 86% | 82% | 4 | 3.28 |
| EPSDT Dental Visits | 79% | 63% | 4 | 2.52 |
| Academic Supports | 82% | 96% | 3 | 2.88 |
| Provider ECEM Visits | 90% | 96% | 7 | 6.72 |
| Provider General Contacts | 89% | 90% | 7 | 6.30 |
| Placements with Siblings | 68% | 100% | Not Scored | Not Scored |
| Placements within Legal County | 18% | 33% | Not Scored | Not Scored |
| Well-Being Sub-Total | | | 25 | 21.70 |

*Performance calculation descriptions can be found in the FY 2019 RBWO PBP Measurements and Standards Guide.

| | |
|---|-----------------------------|
| Monitoring & Outcomes: Possible Points = 100 | Points Earned: 90.36 |
| Score Before Incentives Credit | 90.36% |
| Incentives Awarded | 0.34 pts |
| PBP Verification | N/A pts |
| Total Score | 90.70% |



DHS, DFCS, Office of Provider Management
Performance-Based Placement Measures
RBWO Provider GA+SCORECARD - CPA
Report Quarter: Q4 FY2020



Provider/Program Name: Trinity J and D, LLC - Trinity J and D, LLC (980) - CPA

| # New Foster Homes During Quarter: 0 | | # Children in Care During Quarter: 36 | # Placements During Quarter: 39 | # Children in Care On Last Day: 31 |
|--|------------------------------|---------------------------------------|---------------------------------|------------------------------------|
| CPA Incentive Credits | Avg Performance All CPAs (%) | Provider Performance (%)* | Possible Points (Weight) | Provider Points Earned |
| Early EPSDT Medical Visits | | 17% | 2 | 0.34 |
| Early EPSDT Dental Visits | | 0% | 2 | 0.00 |
| Permanency Contacts | | 0% | 5 | 0.00 |
| Additional Academic Supports | | 0% | 2 | 0.00 |
| HS Grad/GED/Prof or Trade Certificate/College | | N/A | 10/5/5/1 | |
| EYSS Agreement | | Not Eligible | 5 | |
| Community Connections | | 0% | 4 | 0.00 |
| Foster Hm Retention Rate (threshold = 90) | | 62% | 2 | 0.00 |
| Foster Hm Recruitment (threshold = 100) | | 0% | 2 | 0.00 |
| Active Agency Accreditation | | 0% | 4 | 0.00 |
| Staff Clinical Licensure | | 0% | 5 | 0.00 |
| Incentives Total | 5.87 | | | 0.34 |
| Maximum total combined incentive credit allowed is 10 points. | | | Incentives Awarded | 0.34 |
| *Performance calculation descriptions can be found in the FY 2019 RBWO PBP Measurements and Standards Guide. | | | | |

Child Protective Services Investigations and Dispositions

The following investigations data, which is not used for scoring but is considered significant to a provider's performance, is from Georgia SHINES and is not considered final or complete until the end of the fiscal year.

| | | |
|-----------------------------------|---|--|
| Total Reports: | 0 | |
| Number Screened In: | 0 | |
| Number Screened Out: | 0 | |
| Number Substantiated: | 0 | |
| Number Unsubstantiated: | 0 | |
| Number Active CPS Investigations: | 0 | |



DHS, DFCS, Office of Provider Management
Performance-Based Placement Measures
RBWO Provider GA+SCORECARD - CPA
Report Quarter: Q4 FY2020



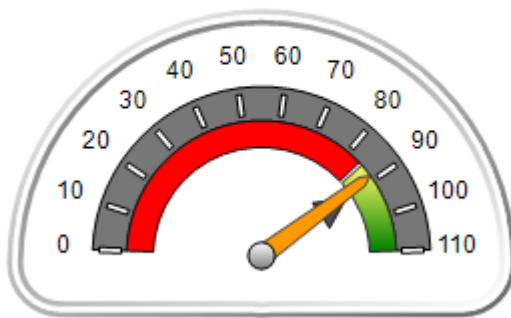
Provider/Program Name: Twin Cedars Youth Services - Foster Care (932) - CPA

| 2250 Northside Crossing, Macon, GA 31210 | Quarterly Scores (Grades) | | Current Quarter Score (Grade) |
|--|---------------------------------------|---------------------------------|------------------------------------|
| Phone: 706-298-0050 | Q1: 86.90 (B) | Q2: 76.39 (C) | 88.58% (B+) |
| Vendor ID# 35611 | Q3: 86.49 (B) | Q4: 88.58 (B+) | |
| # New Foster Homes During Quarter: 0 | # Children in Care During Quarter: 50 | # Placements During Quarter: 54 | # Children in Care On Last Day: 39 |

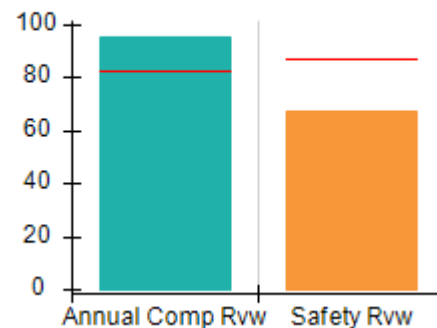
Quarterly Provider Comparisons to All CPAs

▼ — indicates average for all CPAs

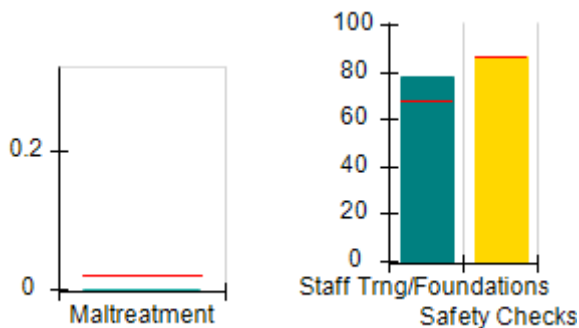
Overall Score (%)



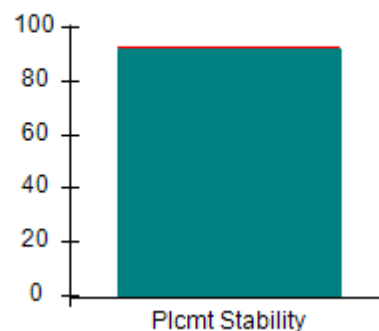
OPM Monitoring Reviews (%)



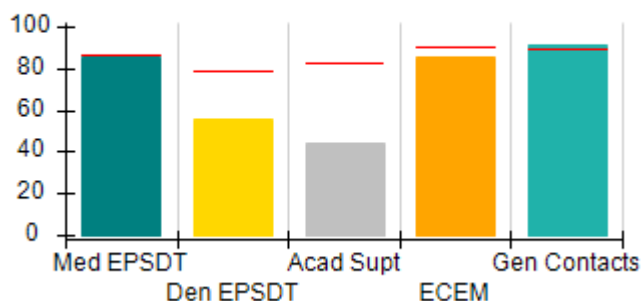
Safety Outcomes (%)



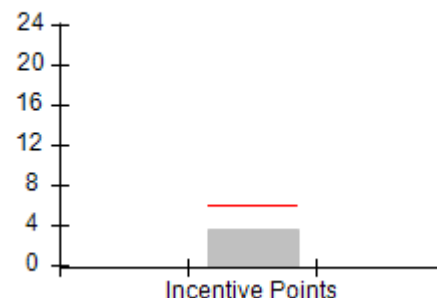
Permanency Outcomes (%)



Well-Being Outcomes (%)



Incentives Earned (Points)





DHS, DFCS, Office of Provider Management
Performance-Based Placement Measures
RBWO Provider GA+SCORECARD - CPA
 Report Quarter: Q4 FY2020



| | | | | |
|--|---------------------------------------|---------------------------------|------------------------------------|-------------------------------|
| Provider/Program Name: Twin Cedars Youth Services - Foster Care (932) - CPA | | | | |
| 2250 Northside Crossing, Macon, GA 31210 | Quarterly Scores (Grades) | | | Current Quarter Score (Grade) |
| Phone: 706-298-0050 | Q1: 86.90 (B) | Q2: 76.39 (C) | 88.58% (B+) | |
| Vendor ID# 35611 | Q3: 86.49 (B) | Q4: 88.58 (B+) | | |
| # New Foster Homes During Quarter: 0 | # Children in Care During Quarter: 50 | # Placements During Quarter: 54 | # Children in Care On Last Day: 39 | |
| | Avg Performance All CPAs (%) | Provider Performance (%)* | Possible Points (Weight) | Provider Points Earned |
| OPM Monitoring Reviews | | | | |
| Annual Comprehensive Reviews | 82% | 95% | 25 | 23.73 |
| Safety Reviews | 87% | 68% | 15 | 10.13 |
| Monitoring Sub-Total | | | 40 | 33.86 |
| CPA Safety Outcomes | | | | |
| Incidence of Maltreatment | 0.02% | No Substantiated Reports | 10 | 10.00 |
| Staff Training | 67% | 78% | 5 | 3.90 |
| Staff Safety Checks | 86% | 86% | 5 | 4.30 |
| Safety Sub-Total | | | 20 | 18.20 |
| CPA Permanency Outcomes | | | | |
| Placement Stability | 93% | 92% | 15 | 13.80 |
| Permanency Sub-Total | | | 15 | 13.80 |
| CPA Well-Being Outcomes | | | | |
| EPSDT Medical Visits | 86% | 85% | 4 | 3.40 |
| EPSDT Dental Visits | 79% | 56% | 4 | 2.24 |
| Academic Supports | 82% | 44% | 3 | 1.32 |
| Provider ECEM Visits | 90% | 85% | 7 | 5.95 |
| Provider General Contacts | 89% | 91% | 7 | 6.37 |
| Placements with Siblings | 68% | 40% | Not Scored | Not Scored |
| Placements within Legal County | 18% | 40% | Not Scored | Not Scored |
| Well-Being Sub-Total | | | 25 | 19.28 |
| *Performance calculation descriptions can be found in the FY 2019 RBWO PBP Measurements and Standards Guide. | | | | |
| Monitoring & Outcomes: Possible Points = 100 | | | Points Earned: 85.14 | |
| Score Before Incentives Credit | | | 85.14% | |
| Incentives Awarded | | | 3.44 pts | |
| PBP Verification | | | N/A pts | |
| Total Score | | | 88.58% | |



DHS, DFCS, Office of Provider Management
Performance-Based Placement Measures
RBWO Provider GA+SCORECARD - CPA
Report Quarter: Q4 FY2020



Provider/Program Name: Twin Cedars Youth Services - Foster Care (932) - CPA

| # New Foster Homes During Quarter: 0 | | # Children in Care During Quarter: 50 | # Placements During Quarter: 54 | # Children in Care On Last Day: 39 |
|---|------------------------------|---------------------------------------|---------------------------------|------------------------------------|
| CPA Incentive Credits | Avg Performance All CPAs (%) | Provider Performance (%)* | Possible Points (Weight) | Provider Points Earned |
| Early EPSDT Medical Visits | | 67% | 2 | 1.34 |
| Early EPSDT Dental Visits | | 5% | 2 | 0.10 |
| Permanency Contacts | | 0% | 5 | 0.00 |
| Additional Academic Supports | | 0% | 2 | 0.00 |
| HS Grad/GED/Prof or Trade Certificate/College | | N/A | 10/5/5/1 | |
| EYSS Agreement | | Not Eligible | 5 | |
| Community Connections | | 0% | 4 | 0.00 |
| Foster Hm Retention Rate (threshold = 90) | | 80% | 2 | 0.00 |
| Foster Hm Recruitment (threshold = 100) | | 0% | 2 | 0.00 |
| Active Agency Accreditation | | 50% | 4 | 2.00 |
| Staff Clinical Licensure | | 0% | 5 | 0.00 |
| Incentives Total | 5.87 | | | 3.44 |
| Maximum total combined incentive credit allowed is 10 points. | | | Incentives Awarded | 3.44 |

*Performance calculation descriptions can be found in the FY 2019 RBWO PBP Measurements and Standards Guide.

Child Protective Services Investigations and Dispositions

The following investigations data, which is not used for scoring but is considered significant to a provider's performance, is from Georgia SHINES and is not considered final or complete until the end of the fiscal year.

| | |
|-----------------------------------|---|
| Total Reports: | 0 |
| Number Screened In: | 0 |
| Number Screened Out: | 0 |
| Number Substantiated: | 0 |
| Number Unsubstantiated: | 0 |
| Number Active CPS Investigations: | 0 |



Performance-Based Placement Measures

RBWO Provider GA+SCORECARD - CPA

Report Quarter: Q4 FY2020

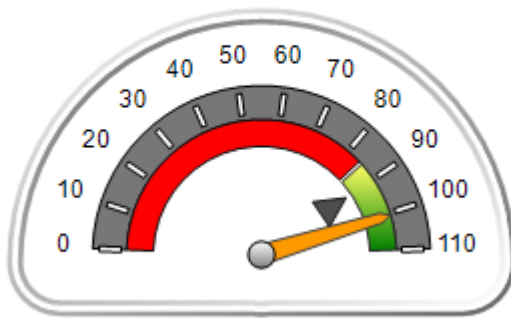
Provider/Program Name: United Methodist Children Home of the North GA Conference - DBA Wellroot Family Services - (847) - CPA

| 1967 Lakeside Pkwy, Tucker, GA 30084 | Quarterly Scores (Grades) | | Current Quarter Score (Grade) |
|--------------------------------------|---------------------------------------|---------------------------------|------------------------------------|
| Phone: 404-327-5820 | Q1: 102.61 (A+) | Q2: 101.46 (A+) | 100.63% (A+) |
| Vendor ID# 35624 | Q3: 100.08 (A+) | Q4: 100.63 (A+) | |
| # New Foster Homes During Quarter: 2 | # Children in Care During Quarter: 53 | # Placements During Quarter: 54 | # Children in Care On Last Day: 43 |

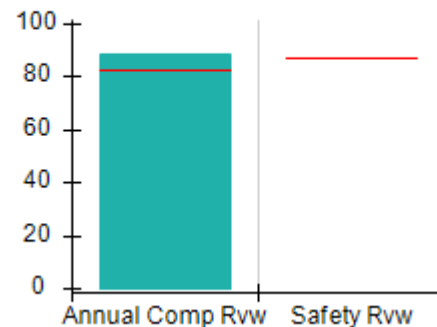
Quarterly Provider Comparisons to All CPAs

indicates average for all CPAs

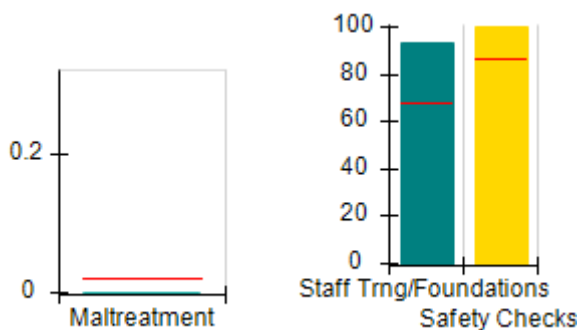
Overall Score (%)



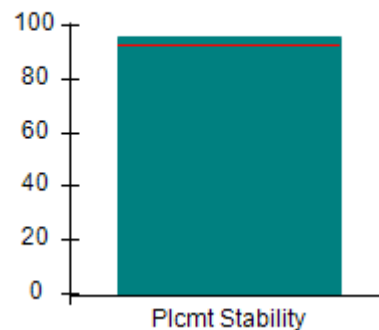
OPM Monitoring Reviews (%)



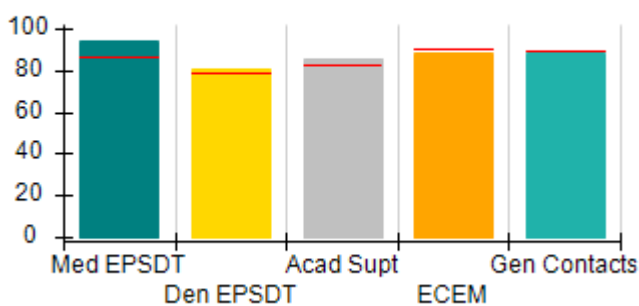
Safety Outcomes (%)



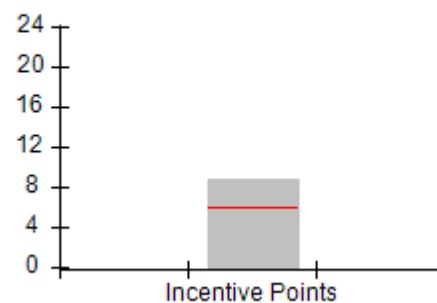
Permanency Outcomes (%)



Well-Being Outcomes (%)



Incentives Earned (Points)





Performance-Based Placement Measures

RBWO Provider GA+SCORECARD - CPA

Report Quarter: Q4 FY2020

| | | | | |
|--|------------------------------|---------------------------------------|---------------------------------|------------------------------------|
| Provider/Program Name: United Methodist Children Home of the North GA Conference - DBA Wellroot Family Services - (847) - CPA | | | | |
| 1967 Lakeside Pkwy, Tucker, GA 30084 | | Quarterly Scores (Grades) | | Current Quarter Score (Grade) |
| Phone: 404-327-5820 | | Q1: 102.61 (A+) | Q2: 101.46 (A+) | 100.63% (A+) |
| Vendor ID# 35624 | | Q3: 100.08 (A+) | Q4: 100.63 (A+) | |
| # New Foster Homes During Quarter: 2 | | # Children in Care During Quarter: 53 | # Placements During Quarter: 54 | # Children in Care On Last Day: 43 |
| | Avg Performance All CPAs (%) | Provider Performance (%)* | Possible Points (Weight) | Provider Points Earned |
| OPM Monitoring Reviews | | | | |
| Annual Comprehensive Reviews | 82% | 89% | 25 | 22.18 |
| Safety Reviews | 87% | Not Yet Conducted | | |
| Monitoring Sub-Total | | | 25 | 22.18 |
| CPA Safety Outcomes | | | | |
| Incidence of Maltreatment | 0.02% | No Substantiated Reports | 10 | 10.00 |
| Staff Training | 67% | 93% | 5 | 4.65 |
| Staff Safety Checks | 86% | 100% | 5 | 5.00 |
| Safety Sub-Total | | | 20 | 19.65 |
| CPA Permanency Outcomes | | | | |
| Placement Stability | 93% | 96% | 15 | 14.40 |
| Permanency Sub-Total | | | 15 | 14.40 |
| CPA Well-Being Outcomes | | | | |
| EPSDT Medical Visits | 86% | 94% | 4 | 3.76 |
| EPSDT Dental Visits | 79% | 81% | 4 | 3.24 |
| Academic Supports | 82% | 85% | 3 | 2.55 |
| Provider ECEM Visits | 90% | 88% | 7 | 6.16 |
| Provider General Contacts | 89% | 88% | 7 | 6.16 |
| Placements with Siblings | 68% | 68% | Not Scored | Not Scored |
| Placements within Legal County | 18% | 0% | Not Scored | Not Scored |
| Well-Being Sub-Total | | | 25 | 21.87 |
| *Performance calculation descriptions can be found in the FY 2019 RBWO PBP Measurements and Standards Guide. | | | | |
| Monitoring & Outcomes: Possible Points = 85 | | | Points Earned: 78.10 | |
| Score Before Incentives Credit | | | 91.89% | |
| Incentives Awarded | | | 8.74 pts | |
| PBP Verification | | | N/A pts | |
| Total Score | | | 100.63% | |



DHS, DFCS, Office of Provider Management
Performance-Based Placement Measures
RBWO Provider GA+SCORECARD - CPA



Report Quarter: Q4 FY2020

Provider/Program Name: United Methodist Children Home of the North GA Conference - DBA Wellroot Family Services - (847) - CPA

| # New Foster Homes During Quarter: 2 | | # Children in Care During Quarter: 53 | # Placements During Quarter: 54 | # Children in Care On Last Day: 43 |
|---|------------------------------|---------------------------------------|---------------------------------|------------------------------------|
| CPA Incentive Credits | Avg Performance All CPAs (%) | Provider Performance (%)* | Possible Points (Weight) | Provider Points Earned |
| Early EPSDT Medical Visits | | 57% | 2 | 1.14 |
| Early EPSDT Dental Visits | | 50% | 2 | 1.00 |
| Permanency Contacts | | 0% | 5 | 0.00 |
| Additional Academic Supports | | 5% | 2 | 0.10 |
| HS Grad/GED/Prof or Trade Certificate/College | | N/A | 10/5/5/1 | |
| EYSS Agreement | | Not Eligible | 5 | |
| Community Connections | | 0% | 4 | 0.00 |
| Foster Hm Retention Rate (threshold = 90) | | 81% | 2 | 0.00 |
| Foster Hm Recruitment (threshold = 100) | | 100% | 2 | 2.00 |
| Active Agency Accreditation | | 100% | 4 | 4.00 |
| Staff Clinical Licensure | | 10% | 5 | 0.50 |
| Incentives Total | 5.87 | | | 8.74 |
| Maximum total combined incentive credit allowed is 10 points. | | | Incentives Awarded | 8.74 |

*Performance calculation descriptions can be found in the FY 2019 RBWO PBP Measurements and Standards Guide.

Child Protective Services Investigations and Dispositions

The following investigations data, which is not used for scoring but is considered significant to a provider's performance, is from Georgia SHINES and is not considered final or complete until the end of the fiscal year.

| | |
|-----------------------------------|---|
| Total Reports: | 2 |
| Number Screened In: | 2 |
| Number Screened Out: | 0 |
| Number Substantiated: | 0 |
| Number Unsubstantiated: | 2 |
| Number Active CPS Investigations: | 0 |



Performance-Based Placement Measures

RBWO Provider GA+SCORECARD - CPA

Report Quarter: Q4 FY2020

Provider/Program Name: United Methodist Children Home of the North GA Conference - DBA Wellroot Family Services - Augusta (5363) - CPA

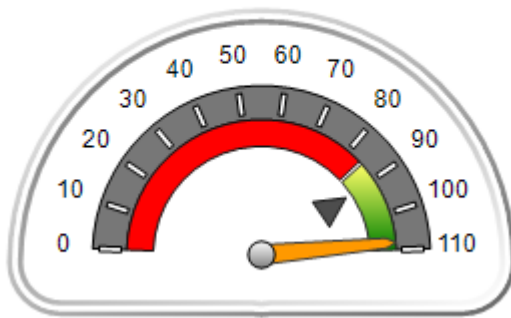
| | | | |
|--|--------------------------------------|--------------------------------|-----------------------------------|
| 555 Hereford Farm Rd., Evans, GA 30809 | Quarterly Scores (Grades) | | Current Quarter Score (Grade) |
| Phone: 404-327-5841 | Q1: 108.50 (A+) | Q2: 108.29 (A+) | 108.00% (A+) |
| Vendor ID# 161215 | Q3: 103.58 (A+) | Q4: 108.00 (A+) | |
| # New Foster Homes During Quarter: 0 | # Children in Care During Quarter: 4 | # Placements During Quarter: 4 | # Children in Care On Last Day: 4 |

Quarterly Provider Comparisons to All CPAs

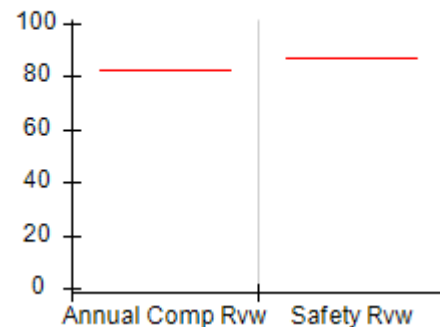


indicates average for all CPAs

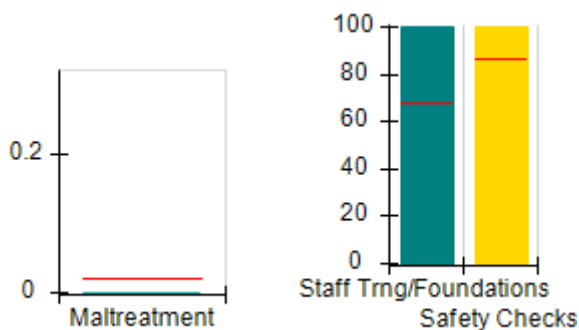
Overall Score (%)



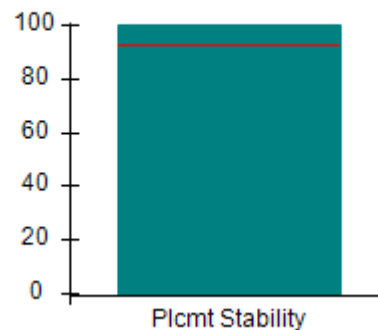
OPM Monitoring Reviews (%)



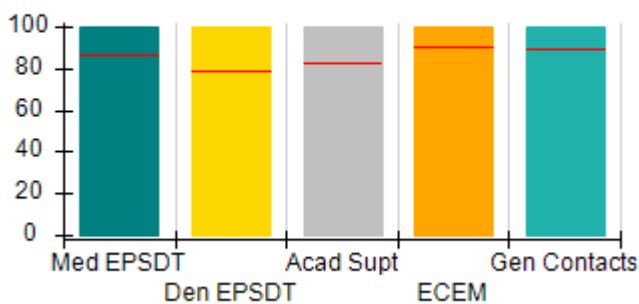
Safety Outcomes (%)



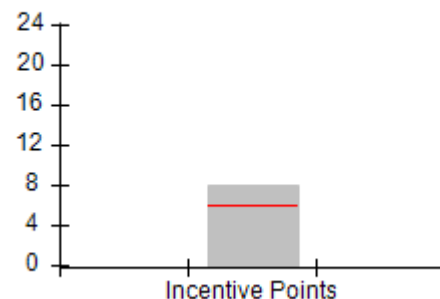
Permanency Outcomes (%)



Well-Being Outcomes (%)



Incentives Earned (Points)





Performance-Based Placement Measures

RBWO Provider GA+SCORECARD - CPA

Report Quarter: Q4 FY2020

| | | | | |
|---|------------------------------|--------------------------------------|--------------------------------|-----------------------------------|
| Provider/Program Name: United Methodist Children Home of the North GA Conference - DBA Wellroot Family Services - Augusta (5363) - CPA | | | | |
| 555 Hereford Farm Rd., Evans, GA 30809 | | Quarterly Scores (Grades) | | Current Quarter Score (Grade) |
| Phone: 404-327-5841 | | Q1: 108.50 (A+) | Q2: 108.29 (A+) | 108.00% (A+) |
| Vendor ID# 161215 | | Q3: 103.58 (A+) | Q4: 108.00 (A+) | |
| # New Foster Homes During Quarter: 0 | | # Children in Care During Quarter: 4 | # Placements During Quarter: 4 | # Children in Care On Last Day: 4 |
| | Avg Performance All CPAs (%) | Provider Performance (%)* | Possible Points (Weight) | Provider Points Earned |
| OPM Monitoring Reviews | | | | |
| Annual Comprehensive Reviews | 82% | Not Yet Conducted | | |
| Safety Reviews | 87% | Not Yet Conducted | | |
| Monitoring Sub-Total | | | | 0.00 |
| CPA Safety Outcomes | | | | |
| Incidence of Maltreatment | 0.02% | No Substantiated Reports | 10 | 10.00 |
| Staff Training | 67% | 100% | 5 | 5.00 |
| Staff Safety Checks | 86% | 100% | 5 | 5.00 |
| Safety Sub-Total | | | 20 | 20.00 |
| CPA Permanency Outcomes | | | | |
| Placement Stability | 93% | 100% | 15 | 15.00 |
| Permanency Sub-Total | | | 15 | 15.00 |
| CPA Well-Being Outcomes | | | | |
| EPSDT Medical Visits | 86% | 100% | 4 | 4.00 |
| EPSDT Dental Visits | 79% | 100% | 4 | 4.00 |
| Academic Supports | 82% | 100% | 3 | 3.00 |
| Provider ECEM Visits | 90% | 100% | 7 | 7.00 |
| Provider General Contacts | 89% | 100% | 7 | 7.00 |
| Placements with Siblings | 68% | 75% | Not Scored | Not Scored |
| Placements within Legal County | 18% | Not Eligible | Not Scored | Not Scored |
| Well-Being Sub-Total | | | 25 | 25.00 |
| *Performance calculation descriptions can be found in the FY 2019 RBWO PBP Measurements and Standards Guide. | | | | |
| Monitoring & Outcomes: Possible Points = 60 | | | Points Earned: 60.00 | |
| Score Before Incentives Credit | | | 100.00% | |
| Incentives Awarded | | | 8.00 pts | |
| PBP Verification | | | N/A pts | |
| Total Score | | | 108.00% | |



DHS, DFCS, Office of Provider Management
Performance-Based Placement Measures
RBWO Provider GA+SCORECARD - CPA



Report Quarter: Q4 FY2020

Provider/Program Name: United Methodist Children Home of the North GA Conference - DBA Wellroot Family Services - Augusta (5363) - CPA

| # New Foster Homes During Quarter: 0 | | # Children in Care During Quarter: 4 | # Placements During Quarter: 4 | # Children in Care On Last Day: 4 |
|---|------------------------------|--------------------------------------|--------------------------------|-----------------------------------|
| CPA Incentive Credits | Avg Performance All CPAs (%) | Provider Performance (%)* | Possible Points (Weight) | Provider Points Earned |
| Early EPSDT Medical Visits | | 100% | 2 | 2.00 |
| Early EPSDT Dental Visits | | 100% | 2 | 2.00 |
| Permanency Contacts | | None Planned | 5 | |
| Additional Academic Supports | | 0% | 2 | 0.00 |
| HS Grad/GED/Prof or Trade Certificate/College | | N/A | 10/5/5/1 | |
| EYSS Agreement | | Not Eligible | 5 | |
| Community Connections | | 0% | 4 | 0.00 |
| Foster Hm Retention Rate (threshold = 90) | | 50% | 2 | 0.00 |
| Foster Hm Recruitment (threshold = 100) | | 0% | 2 | 0.00 |
| Active Agency Accreditation | | 100% | 4 | 4.00 |
| Staff Clinical Licensure | | 0% | 5 | 0.00 |
| Incentives Total | 5.87 | | | 8.00 |
| Maximum total combined incentive credit allowed is 10 points. | | | Incentives Awarded | 8.00 |

*Performance calculation descriptions can be found in the FY 2019 RBWO PBP Measurements and Standards Guide.

Child Protective Services Investigations and Dispositions

The following investigations data, which is not used for scoring but is considered significant to a provider's performance, is from Georgia SHINES and is not considered final or complete until the end of the fiscal year.

| | |
|-----------------------------------|---|
| Total Reports: | 0 |
| Number Screened In: | 0 |
| Number Screened Out: | 0 |
| Number Substantiated: | 0 |
| Number Unsubstantiated: | 0 |
| Number Active CPS Investigations: | 0 |



Performance-Based Placement Measures

RBWO Provider GA+SCORECARD - CPA

Report Quarter: Q4 FY2020

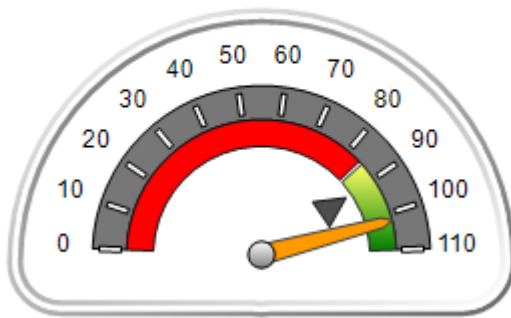
Provider/Program Name: United Methodist Children Home of the North GA Conference - DBA Wellroot Family Services - Gainesville (5364) - CPA

| 604 Washington St. N.W., Gainesville, GA 30501 | Quarterly Scores (Grades) | | Current Quarter Score (Grade) |
|--|---------------------------------------|---------------------------------|------------------------------------|
| Phone: 404-327-5841 | Q1: 100.85 (A+) | Q2: 102.87 (A+) | 102.03% (A+) |
| Vendor ID# 161216 | Q3: 87.79 (B+) | Q4: 102.03 (A+) | |
| # New Foster Homes During Quarter: 1 | # Children in Care During Quarter: 29 | # Placements During Quarter: 29 | # Children in Care On Last Day: 28 |

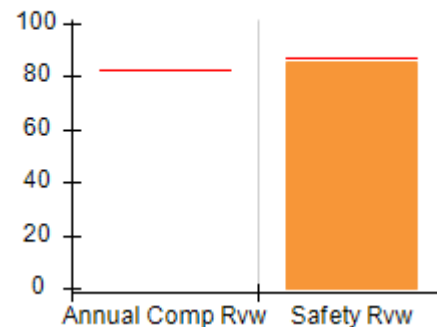
Quarterly Provider Comparisons to All CPAs

indicates average for all CPAs

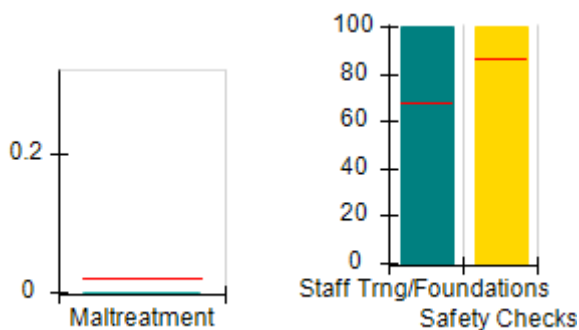
Overall Score (%)



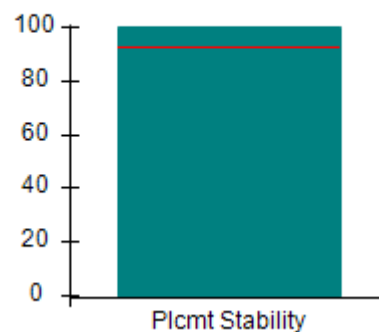
OPM Monitoring Reviews (%)



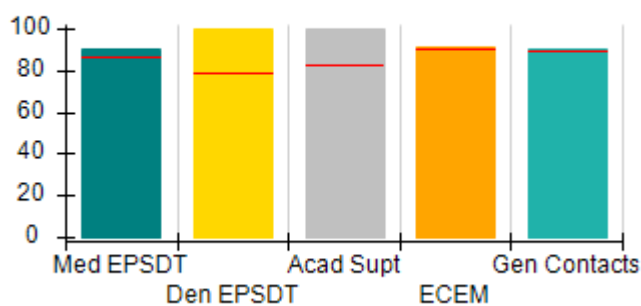
Safety Outcomes (%)



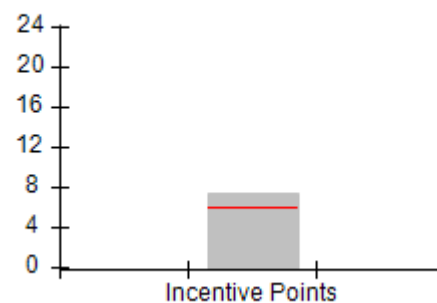
Permanency Outcomes (%)



Well-Being Outcomes (%)



Incentives Earned (Points)





Performance-Based Placement Measures

RBWO Provider GA+SCORECARD - CPA

Report Quarter: Q4 FY2020

Provider/Program Name: United Methodist Children Home of the North GA Conference - DBA Wellroot Family Services - Gainesville (5364) - CPA

| | | | |
|--|---------------------------|-----------------|-------------------------------|
| 604 Washington St. N.W., Gainesville, GA 30501 | Quarterly Scores (Grades) | | Current Quarter Score (Grade) |
| Phone: 404-327-5841 | Q1: 100.85 (A+) | Q2: 102.87 (A+) | 102.03% (A+) |
| Vendor ID# 161216 | Q3: 87.79 (B+) | Q4: 102.03 (A+) | |

| | | | |
|--------------------------------------|---------------------------------------|---------------------------------|------------------------------------|
| # New Foster Homes During Quarter: 1 | # Children in Care During Quarter: 29 | # Placements During Quarter: 29 | # Children in Care On Last Day: 28 |
|--------------------------------------|---------------------------------------|---------------------------------|------------------------------------|

| | Avg Performance All CPAs (%) | Provider Performance (%)* | Possible Points (Weight) | Provider Points Earned |
|--|------------------------------|---------------------------|--------------------------|------------------------|
|--|------------------------------|---------------------------|--------------------------|------------------------|

OPM Monitoring Reviews

| | | | | |
|------------------------------|-----|-------------------|-----------|--------------|
| Annual Comprehensive Reviews | 82% | Not Yet Conducted | | |
| Safety Reviews | 87% | 85% | 15 | 12.75 |
| Monitoring Sub-Total | | | 15 | 12.75 |

CPA Safety Outcomes

| | | | | |
|---------------------------|-------|--------------------------|-----------|--------------|
| Incidence of Maltreatment | 0.02% | No Substantiated Reports | 10 | 10.00 |
| Staff Training | 67% | 100% | 5 | 5.00 |
| Staff Safety Checks | 86% | 100% | 5 | 5.00 |
| Safety Sub-Total | | | 20 | 20.00 |

CPA Permanency Outcomes

| | | | | |
|-----------------------------|-----|------|-----------|--------------|
| Placement Stability | 93% | 100% | 15 | 15.00 |
| Permanency Sub-Total | | | 15 | 15.00 |

CPA Well-Being Outcomes

| | | | | |
|--------------------------------|-----|------|------------|--------------|
| EPSDT Medical Visits | 86% | 90% | 4 | 3.60 |
| EPSDT Dental Visits | 79% | 100% | 4 | 4.00 |
| Academic Supports | 82% | 100% | 3 | 3.00 |
| Provider ECEM Visits | 90% | 91% | 7 | 6.37 |
| Provider General Contacts | 89% | 90% | 7 | 6.30 |
| Placements with Siblings | 68% | 79% | Not Scored | Not Scored |
| Placements within Legal County | 18% | 67% | Not Scored | Not Scored |
| Well-Being Sub-Total | | | 25 | 23.27 |

*Performance calculation descriptions can be found in the FY 2019 RBWO PBP Measurements and Standards Guide.

| | |
|--|-----------------------------|
| Monitoring & Outcomes: Possible Points = 75 | Points Earned: 71.02 |
| Score Before Incentives Credit | 94.69% |
| Incentives Awarded | 7.34 pts |
| PBP Verification | N/A pts |
| Total Score | 102.03% |



DHS, DFCS, Office of Provider Management
Performance-Based Placement Measures
RBWO Provider GA+SCORECARD - CPA



Report Quarter: Q4 FY2020

Provider/Program Name: United Methodist Children Home of the North GA Conference - DBA Wellroot Family Services - Gainesville (5364) - CPA

| # New Foster Homes During Quarter: 1 | | # Children in Care During Quarter: 29 | # Placements During Quarter: 29 | # Children in Care On Last Day: 28 |
|---|------------------------------|---------------------------------------|---------------------------------|------------------------------------|
| CPA Incentive Credits | Avg Performance All CPAs (%) | Provider Performance (%)* | Possible Points (Weight) | Provider Points Earned |
| Early EPSDT Medical Visits | | 67% | 2 | 1.34 |
| Early EPSDT Dental Visits | | 100% | 2 | 2.00 |
| Permanency Contacts | | None Planned | 5 | |
| Additional Academic Supports | | 0% | 2 | 0.00 |
| HS Grad/GED/Prof or Trade Certificate/College | | N/A | 10/5/5/1 | |
| EYSS Agreement | | Not Eligible | 5 | |
| Community Connections | | 0% | 4 | 0.00 |
| Foster Hm Retention Rate (threshold = 90) | | 79% | 2 | 0.00 |
| Foster Hm Recruitment (threshold = 100) | | 25% | 2 | 0.00 |
| Active Agency Accreditation | | 100% | 4 | 4.00 |
| Staff Clinical Licensure | | 0% | 5 | 0.00 |
| Incentives Total | 5.87 | | | 7.34 |
| Maximum total combined incentive credit allowed is 10 points. | | | Incentives Awarded | 7.34 |

*Performance calculation descriptions can be found in the FY 2019 RBWO PBP Measurements and Standards Guide.

Child Protective Services Investigations and Dispositions

The following investigations data, which is not used for scoring but is considered significant to a provider's performance, is from Georgia SHINES and is not considered final or complete until the end of the fiscal year.

| | |
|-----------------------------------|---|
| Total Reports: | 0 |
| Number Screened In: | 0 |
| Number Screened Out: | 0 |
| Number Substantiated: | 0 |
| Number Unsubstantiated: | 0 |
| Number Active CPS Investigations: | 0 |



Performance-Based Placement Measures

RBWO Provider GA+SCORECARD - CPA

Report Quarter: Q4 FY2020

Provider/Program Name: United Methodist Children Home of the North GA Conference - DBA Wellroot Family Services - Newnan (5365) - CPA

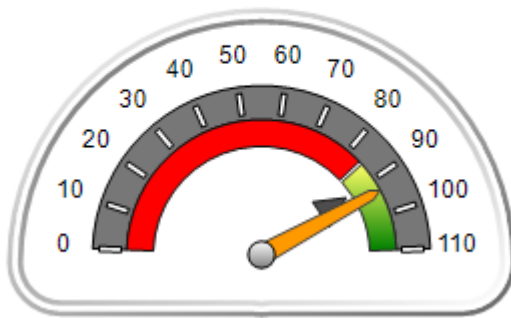
| 17-23 Greenville St., Newnan, GA 30263 | Quarterly Scores (Grades) | | Current Quarter Score (Grade) |
|--|---------------------------------------|---------------------------------|------------------------------------|
| Phone: 404-327-5841 | Q1: 103.36 (A+) | Q2: 102.15 (A+) | 93.49% (A-) |
| Vendor ID# 161217 | Q3: 100.87 (A+) | Q4: 93.49 (A-) | |
| # New Foster Homes During Quarter: 3 | # Children in Care During Quarter: 22 | # Placements During Quarter: 23 | # Children in Care On Last Day: 21 |

Quarterly Provider Comparisons to All CPAs



— indicates average for all CPAs

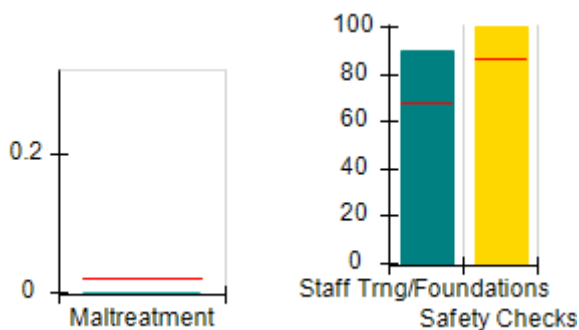
Overall Score (%)



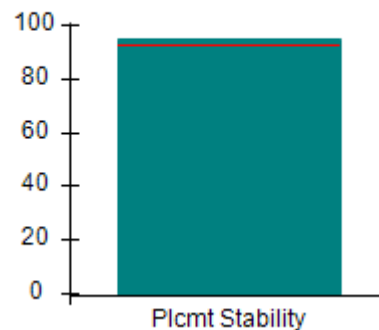
OPM Monitoring Reviews (%)



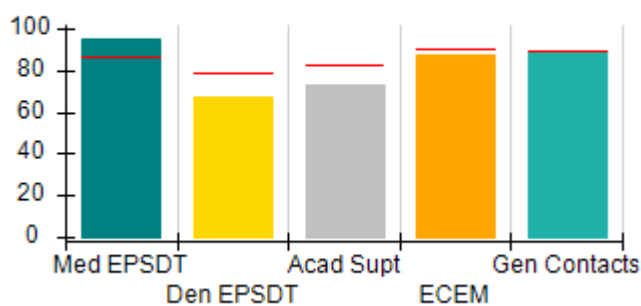
Safety Outcomes (%)



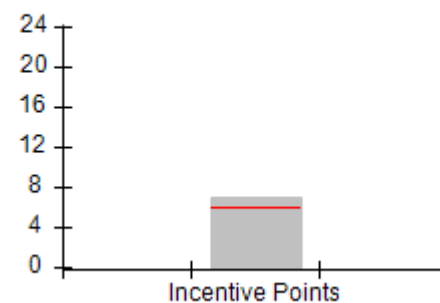
Permanency Outcomes (%)



Well-Being Outcomes (%)



Incentives Earned (Points)





Performance-Based Placement Measures

RBWO Provider GA+SCORECARD - CPA

Report Quarter: Q4 FY2020

Provider/Program Name: United Methodist Children Home of the North GA Conference - DBA Wellroot Family Services - Newnan (5365) - CPA

| | | | |
|--|---------------------------|-----------------|-------------------------------|
| 17-23 Greenville St., Newnan, GA 30263 | Quarterly Scores (Grades) | | Current Quarter Score (Grade) |
| Phone: 404-327-5841 | Q1: 103.36 (A+) | Q2: 102.15 (A+) | 93.49% (A-) |
| Vendor ID# 161217 | Q3: 100.87 (A+) | Q4: 93.49 (A-) | |

| | | | |
|--------------------------------------|---------------------------------------|---------------------------------|------------------------------------|
| # New Foster Homes During Quarter: 3 | # Children in Care During Quarter: 22 | # Placements During Quarter: 23 | # Children in Care On Last Day: 21 |
|--------------------------------------|---------------------------------------|---------------------------------|------------------------------------|

| | | | | |
|--|------------------------------|---------------------------|--------------------------|------------------------|
| | Avg Performance All CPAs (%) | Provider Performance (%)* | Possible Points (Weight) | Provider Points Earned |
|--|------------------------------|---------------------------|--------------------------|------------------------|

OPM Monitoring Reviews

| | | | | |
|------------------------------|-----|-------------------|-----------|--------------|
| Annual Comprehensive Reviews | 82% | Not Yet Conducted | | |
| Safety Reviews | 87% | 68% | 15 | 10.13 |
| Monitoring Sub-Total | | | 15 | 10.13 |

CPA Safety Outcomes

| | | | | |
|---------------------------|-------|--------------------------|-----------|--------------|
| Incidence of Maltreatment | 0.02% | No Substantiated Reports | 10 | 10.00 |
| Staff Training | 67% | 90% | 5 | 4.50 |
| Staff Safety Checks | 86% | 100% | 5 | 5.00 |
| Safety Sub-Total | | | 20 | 19.50 |

CPA Permanency Outcomes

| | | | | |
|-----------------------------|-----|-----|-----------|--------------|
| Placement Stability | 93% | 95% | 15 | 14.25 |
| Permanency Sub-Total | | | 15 | 14.25 |

CPA Well-Being Outcomes

| | | | | |
|--------------------------------|-----|-----|------------|--------------|
| EPSDT Medical Visits | 86% | 95% | 4 | 3.80 |
| EPSDT Dental Visits | 79% | 67% | 4 | 2.68 |
| Academic Supports | 82% | 73% | 3 | 2.19 |
| Provider ECEM Visits | 90% | 87% | 7 | 6.09 |
| Provider General Contacts | 89% | 89% | 7 | 6.23 |
| Placements with Siblings | 68% | 53% | Not Scored | Not Scored |
| Placements within Legal County | 18% | 14% | Not Scored | Not Scored |
| Well-Being Sub-Total | | | 25 | 20.99 |

*Performance calculation descriptions can be found in the FY 2019 RBWO PBP Measurements and Standards Guide.

| | |
|--|-----------------------------|
| Monitoring & Outcomes: Possible Points = 75 | Points Earned: 64.87 |
| Score Before Incentives Credit | 86.49% |
| Incentives Awarded | 7.00 pts |
| PBP Verification | N/A pts |
| Total Score | 93.49% |



DHS, DFCS, Office of Provider Management
Performance-Based Placement Measures
RBWO Provider GA+SCORECARD - CPA



Report Quarter: Q4 FY2020

Provider/Program Name: United Methodist Children Home of the North GA Conference - DBA Wellroot Family Services - Newnan (5365) - CPA

| # New Foster Homes During Quarter: 3 | | # Children in Care During Quarter: 22 | # Placements During Quarter: 23 | # Children in Care On Last Day: 21 |
|---|------------------------------|---------------------------------------|---------------------------------|------------------------------------|
| CPA Incentive Credits | Avg Performance All CPAs (%) | Provider Performance (%)* | Possible Points (Weight) | Provider Points Earned |
| Early EPSDT Medical Visits | | 50% | 2 | 1.00 |
| Early EPSDT Dental Visits | | 0% | 2 | 0.00 |
| Permanency Contacts | | 0% | 5 | 0.00 |
| Additional Academic Supports | | 0% | 2 | 0.00 |
| HS Grad/GED/Prof or Trade Certificate/College | | N/A | 10/5/5/1 | |
| EYSS Agreement | | Not Eligible | 5 | |
| Community Connections | | 0% | 4 | 0.00 |
| Foster Hm Retention Rate (threshold = 90) | | 82% | 2 | 0.00 |
| Foster Hm Recruitment (threshold = 100) | | 150% | 2 | 2.00 |
| Active Agency Accreditation | | 100% | 4 | 4.00 |
| Staff Clinical Licensure | | 0% | 5 | 0.00 |
| Incentives Total | 5.87 | | | 7.00 |
| Maximum total combined incentive credit allowed is 10 points. | | | Incentives Awarded | 7.00 |

*Performance calculation descriptions can be found in the FY 2019 RBWO PBP Measurements and Standards Guide.

Child Protective Services Investigations and Dispositions

The following investigations data, which is not used for scoring but is considered significant to a provider's performance, is from Georgia SHINES and is not considered final or complete until the end of the fiscal year.

| | |
|-----------------------------------|---|
| Total Reports: | 0 |
| Number Screened In: | 0 |
| Number Screened Out: | 0 |
| Number Substantiated: | 0 |
| Number Unsubstantiated: | 0 |
| Number Active CPS Investigations: | 0 |



DHS, DFCS, Office of Provider Management

Performance-Based Placement Measures

RBWO Provider GA+SCORECARD - CPA



Report Quarter: Q4 FY2020

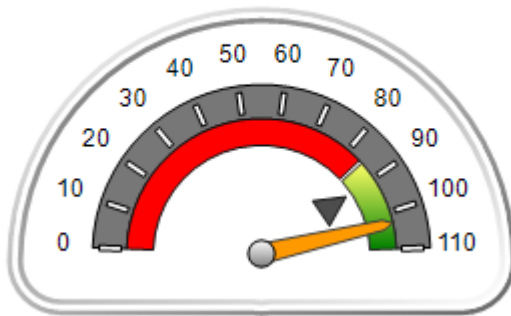
Provider/Program Name: Uniting Hope 4 Children - Loganville (5188) - CPA

| 1949 Highway 81, Loganville, GA 30052 | Quarterly Scores (Grades) | | Current Quarter Score (Grade) |
|---------------------------------------|--|----------------------------------|------------------------------------|
| Phone: 678-585-4686 | Q1: 104.76 (A+) | Q2: 105.25 (A+) | 103.05% (A+) |
| Vendor ID# 125643 | Q3: 105.72 (A+) | Q4: 103.05 (A+) | |
| # New Foster Homes During Quarter: 2 | # Children in Care During Quarter: 101 | # Placements During Quarter: 102 | # Children in Care On Last Day: 90 |

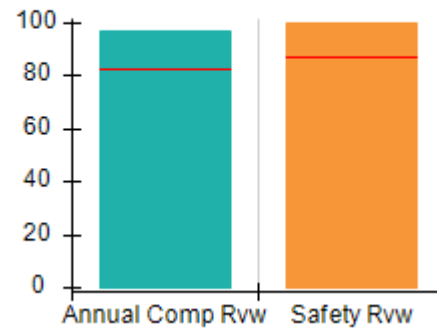
Quarterly Provider Comparisons to All CPAs

▼ — indicates average for all CPAs

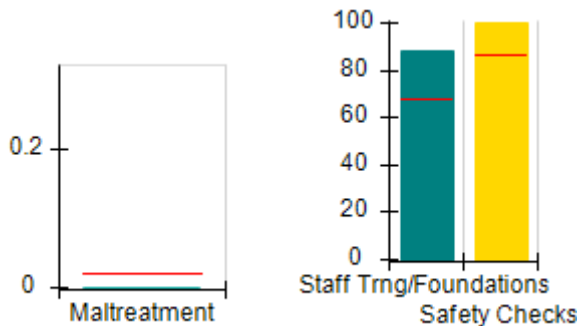
Overall Score (%)



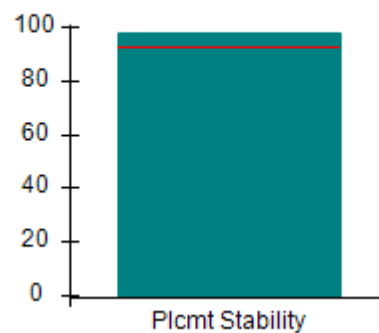
OPM Monitoring Reviews (%)



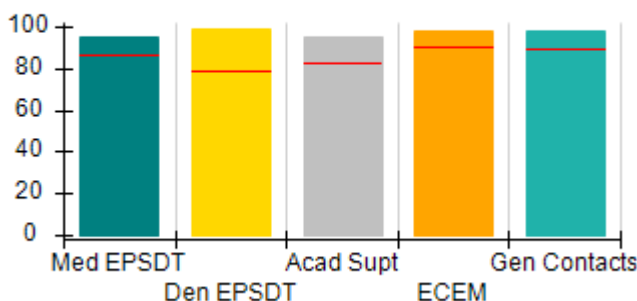
Safety Outcomes (%)



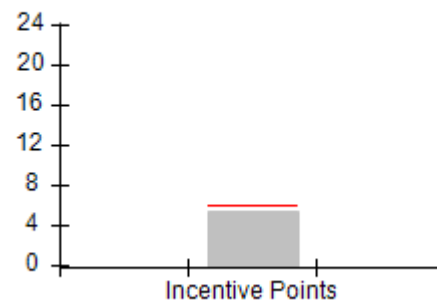
Permanency Outcomes (%)



Well-Being Outcomes (%)



Incentives Earned (Points)





DHS, DFCS, Office of Provider Management
Performance-Based Placement Measures
RBWO Provider GA+SCORECARD - CPA
 Report Quarter: Q4 FY2020



Provider/Program Name: Uniting Hope 4 Children - Loganville (5188) - CPA

| | | | |
|---------------------------------------|---------------------------|-----------------|-------------------------------|
| 1949 Highway 81, Loganville, GA 30052 | Quarterly Scores (Grades) | | Current Quarter Score (Grade) |
| Phone: 678-585-4686 | Q1: 104.76 (A+) | Q2: 105.25 (A+) | 103.05% (A+) |
| Vendor ID# 125643 | Q3: 105.72 (A+) | Q4: 103.05 (A+) | |

| | | | |
|--------------------------------------|--|----------------------------------|------------------------------------|
| # New Foster Homes During Quarter: 2 | # Children in Care During Quarter: 101 | # Placements During Quarter: 102 | # Children in Care On Last Day: 90 |
|--------------------------------------|--|----------------------------------|------------------------------------|

| | Avg Performance All CPAs (%) | Provider Performance (%)* | Possible Points (Weight) | Provider Points Earned |
|--|------------------------------|---------------------------|--------------------------|------------------------|
|--|------------------------------|---------------------------|--------------------------|------------------------|

OPM Monitoring Reviews

| | | | | |
|------------------------------|-----|------|-----------|--------------|
| Annual Comprehensive Reviews | 82% | 97% | 25 | 24.20 |
| Safety Reviews | 87% | 100% | 15 | 15.00 |
| Monitoring Sub-Total | | | 40 | 39.20 |

CPA Safety Outcomes

| | | | | |
|---------------------------|-------|--------------------------|-----------|--------------|
| Incidence of Maltreatment | 0.02% | No Substantiated Reports | 10 | 10.00 |
| Staff Training | 67% | 88% | 5 | 4.40 |
| Staff Safety Checks | 86% | 100% | 5 | 5.00 |
| Safety Sub-Total | | | 20 | 19.40 |

CPA Permanency Outcomes

| | | | | |
|-----------------------------|-----|-----|-----------|--------------|
| Placement Stability | 93% | 98% | 15 | 14.70 |
| Permanency Sub-Total | | | 15 | 14.70 |

CPA Well-Being Outcomes

| | | | | |
|--------------------------------|-----|-----|------------|--------------|
| EPSDT Medical Visits | 86% | 95% | 4 | 3.80 |
| EPSDT Dental Visits | 79% | 99% | 4 | 3.96 |
| Academic Supports | 82% | 95% | 3 | 2.85 |
| Provider ECEM Visits | 90% | 98% | 7 | 6.86 |
| Provider General Contacts | 89% | 98% | 7 | 6.86 |
| Placements with Siblings | 68% | 63% | Not Scored | Not Scored |
| Placements within Legal County | 18% | 14% | Not Scored | Not Scored |
| Well-Being Sub-Total | | | 25 | 24.33 |

*Performance calculation descriptions can be found in the FY 2019 RBWO PBP Measurements and Standards Guide.

| | |
|---|-----------------------------|
| Monitoring & Outcomes: Possible Points = 100 | Points Earned: 97.63 |
| Score Before Incentives Credit | 97.63% |
| Incentives Awarded | 5.42 pts |
| PBP Verification | N/A pts |
| Total Score | 103.05% |



DHS, DFCS, Office of Provider Management
Performance-Based Placement Measures
RBWO Provider GA+SCORECARD - CPA
Report Quarter: Q4 FY2020



Provider/Program Name: Uniting Hope 4 Children - Loganville (5188) - CPA

| # New Foster Homes During Quarter: 2 | | # Children in Care During Quarter: 101 | # Placements During Quarter: 102 | # Children in Care On Last Day: 90 |
|---|------------------------------|--|----------------------------------|------------------------------------|
| CPA Incentive Credits | Avg Performance All CPAs (%) | Provider Performance (%)* | Possible Points (Weight) | Provider Points Earned |
| Early EPSDT Medical Visits | | 75% | 2 | 1.50 |
| Early EPSDT Dental Visits | | 89% | 2 | 1.78 |
| Permanency Contacts | | 0% | 5 | 0.00 |
| Additional Academic Supports | | 82% | 2 | 1.64 |
| HS Grad/GED/Prof or Trade Certificate/College | | N/A | 10/5/5/1 | |
| EYSS Agreement | | Not Eligible | 5 | |
| Community Connections | | 0% | 4 | 0.00 |
| Foster Hm Retention Rate (threshold = 90) | | 79% | 2 | 0.00 |
| Foster Hm Recruitment (threshold = 100) | | 0% | 2 | 0.00 |
| Active Agency Accreditation | | 0% | 4 | 0.00 |
| Staff Clinical Licensure | | 10% | 5 | 0.50 |
| Incentives Total | 5.87 | | | 5.42 |
| Maximum total combined incentive credit allowed is 10 points. | | | Incentives Awarded | 5.42 |

*Performance calculation descriptions can be found in the FY 2019 RBWO PBP Measurements and Standards Guide.

Child Protective Services Investigations and Dispositions

The following investigations data, which is not used for scoring but is considered significant to a provider's performance, is from Georgia SHINES and is not considered final or complete until the end of the fiscal year.

| | | |
|-----------------------------------|---|--|
| Total Reports: | 0 | |
| Number Screened In: | 0 | |
| Number Screened Out: | 0 | |
| Number Substantiated: | 0 | |
| Number Unsubstantiated: | 0 | |
| Number Active CPS Investigations: | 0 | |



DHS, DFCS, Office of Provider Management
Performance-Based Placement Measures
RBWO Provider GA+SCORECARD - CPA



Report Quarter: Q4 FY2020

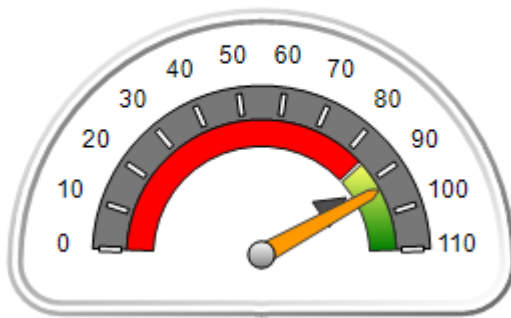
Provider/Program Name: Universal Health Services of Savannah - Coastal Harbor Families (990) - CPA

| 1150 Cornell Avenue, Savannah, GA 31406 | Quarterly Scores (Grades) | | Current Quarter Score (Grade) |
|---|---------------------------------------|---------------------------------|------------------------------------|
| Phone: 912-355-6437 | Q1: 103.18 (A+) | Q2: 97.56 (A+) | 93.22% (A-) |
| Vendor ID# 44182 | Q3: 97.47 (A+) | Q4: 93.22 (A-) | |
| # New Foster Homes During Quarter: 0 | # Children in Care During Quarter: 47 | # Placements During Quarter: 50 | # Children in Care On Last Day: 40 |

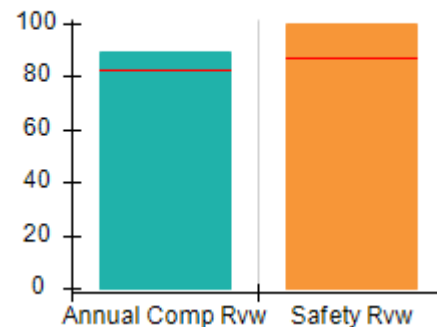
Quarterly Provider Comparisons to All CPAs

▼ — indicates average for all CPAs

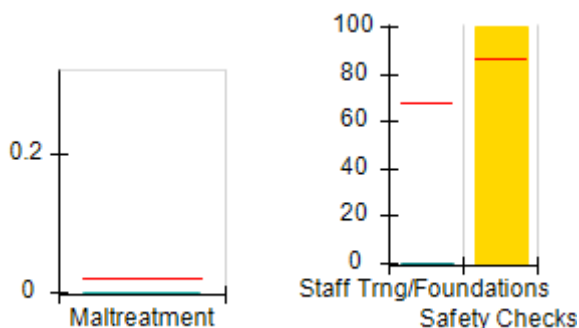
Overall Score (%)



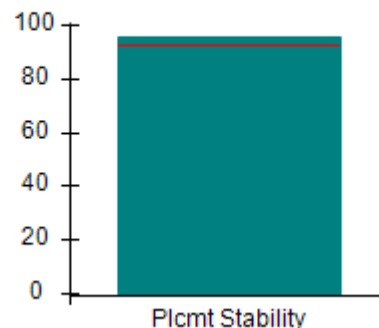
OPM Monitoring Reviews (%)



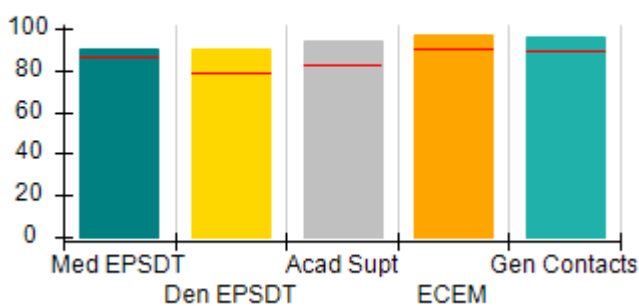
Safety Outcomes (%)



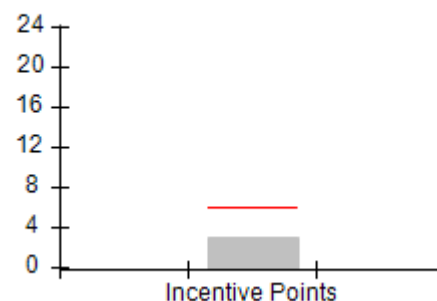
Permanency Outcomes (%)



Well-Being Outcomes (%)



Incentives Earned (Points)





Performance-Based Placement Measures RBWO Provider GA+SCORECARD - CPA

Report Quarter: Q4 FY2020

| | | | | |
|--|------------------------------|---------------------------------------|---------------------------------|------------------------------------|
| Provider/Program Name: Universal Health Services of Savannah - Coastal Harbor Families (990) - CPA | | | | |
| 1150 Cornell Avenue, Savannah, GA 31406 | | Quarterly Scores (Grades) | | Current Quarter Score (Grade) |
| Phone: 912-355-6437 | | Q1: 103.18 (A+) | Q2: 97.56 (A+) | 93.22% (A-) |
| Vendor ID# 44182 | | Q3: 97.47 (A+) | Q4: 93.22 (A-) | |
| # New Foster Homes During Quarter: 0 | | # Children in Care During Quarter: 47 | # Placements During Quarter: 50 | # Children in Care On Last Day: 40 |
| | Avg Performance All CPAs (%) | Provider Performance (%)* | Possible Points (Weight) | Provider Points Earned |
| OPM Monitoring Reviews | | | | |
| Annual Comprehensive Reviews | 82% | 89% | 25 | 22.37 |
| Safety Reviews | 87% | 100% | 15 | 15.00 |
| Monitoring Sub-Total | | | 40 | 37.37 |
| CPA Safety Outcomes | | | | |
| Incidence of Maltreatment | 0.02% | No Substantiated Reports | 10 | 10.00 |
| Staff Training | 67% | 0% | 5 | 0.00 |
| Staff Safety Checks | 86% | 100% | 5 | 5.00 |
| Safety Sub-Total | | | 20 | 15.00 |
| CPA Permanency Outcomes | | | | |
| Placement Stability | 93% | 96% | 15 | 14.40 |
| Permanency Sub-Total | | | 15 | 14.40 |
| CPA Well-Being Outcomes | | | | |
| EPSDT Medical Visits | 86% | 90% | 4 | 3.60 |
| EPSDT Dental Visits | 79% | 90% | 4 | 3.60 |
| Academic Supports | 82% | 94% | 3 | 2.82 |
| Provider ECEM Visits | 90% | 97% | 7 | 6.79 |
| Provider General Contacts | 89% | 96% | 7 | 6.72 |
| Placements with Siblings | 68% | 65% | Not Scored | Not Scored |
| Placements within Legal County | 18% | 30% | Not Scored | Not Scored |
| Well-Being Sub-Total | | | 25 | 23.53 |
| *Performance calculation descriptions can be found in the FY 2019 RBWO PBP Measurements and Standards Guide. | | | | |
| Monitoring & Outcomes: Possible Points = 100 | | | Points Earned: 90.30 | |
| Score Before Incentives Credit | | | 90.30% | |
| Incentives Awarded | | | 2.92 pts | |
| PBP Verification | | | N/A pts | |
| Total Score | | | 93.22% | |



DHS, DFCS, Office of Provider Management
Performance-Based Placement Measures
RBWO Provider GA+SCORECARD - CPA



Report Quarter: Q4 FY2020

Provider/Program Name: Universal Health Services of Savannah - Coastal Harbor Families (990) - CPA

| # New Foster Homes During Quarter: 0 | | # Children in Care During Quarter: 47 | # Placements During Quarter: 50 | # Children in Care On Last Day: 40 |
|---|------------------------------|---------------------------------------|---------------------------------|------------------------------------|
| CPA Incentive Credits | Avg Performance All CPAs (%) | Provider Performance (%)* | Possible Points (Weight) | Provider Points Earned |
| Early EPSDT Medical Visits | | 75% | 2 | 1.50 |
| Early EPSDT Dental Visits | | 71% | 2 | 1.42 |
| Permanency Contacts | | 0% | 5 | 0.00 |
| Additional Academic Supports | | 0% | 2 | 0.00 |
| HS Grad/GED/Prof or Trade Certificate/College | | N/A | 10/5/5/1 | |
| EYSS Agreement | | Not Eligible | 5 | |
| Community Connections | | 0% | 4 | 0.00 |
| Foster Hm Retention Rate (threshold = 90) | | 89% | 2 | 0.00 |
| Foster Hm Recruitment (threshold = 100) | | 0% | 2 | 0.00 |
| Active Agency Accreditation | | 0% | 4 | 0.00 |
| Staff Clinical Licensure | | 0% | 5 | 0.00 |
| Incentives Total | 5.87 | | | 2.92 |
| Maximum total combined incentive credit allowed is 10 points. | | | Incentives Awarded | 2.92 |

*Performance calculation descriptions can be found in the FY 2019 RBWO PBP Measurements and Standards Guide.

Child Protective Services Investigations and Dispositions

The following investigations data, which is not used for scoring but is considered significant to a provider's performance, is from Georgia SHINES and is not considered final or complete until the end of the fiscal year.

| | |
|-----------------------------------|----|
| Total Reports: | 0 |
| Number Screened In: | 0 |
| Number Screened Out: | 0 |
| Number Substantiated: | 0 |
| Number Unsubstantiated: | 2 |
| Number Active CPS Investigations: | -2 |

**Performance-Based Placement Measures**
RBWO Provider GA+SCORECARD - CPA

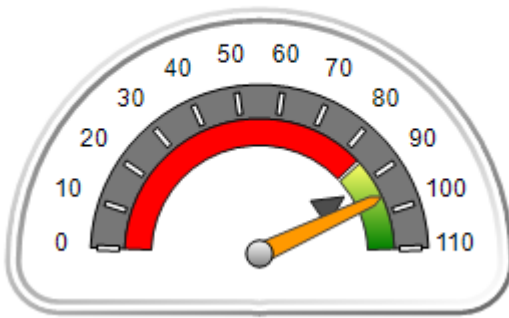
Report Quarter: Q4 FY2020

Provider/Program Name: WinShape Foster Care, LLC - (5225) - CPA

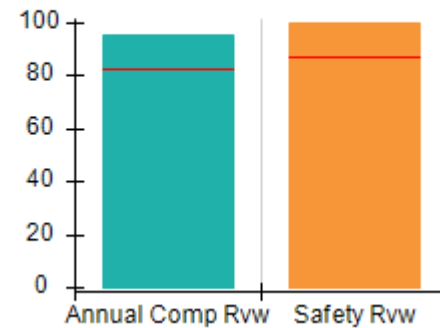
| | | | |
|---|---------------------------------------|---------------------------------|------------------------------------|
| 5295 Buffington Road, Atlanta, GA 30349 | Quarterly Scores (Grades) | | Current Quarter Score (Grade) |
| Phone: 4047652576 | Q1: 99.27 (A+) | Q2: 98.95 (A+) | 95.67% (A) |
| Vendor ID# 144122 | Q3: 99.75 (A+) | Q4: 95.67 (A) | |
| # New Foster Homes During Quarter: 0 | # Children in Care During Quarter: 16 | # Placements During Quarter: 16 | # Children in Care On Last Day: 10 |

Quarterly Provider Comparisons to All CPAs indicates average for all CPAs

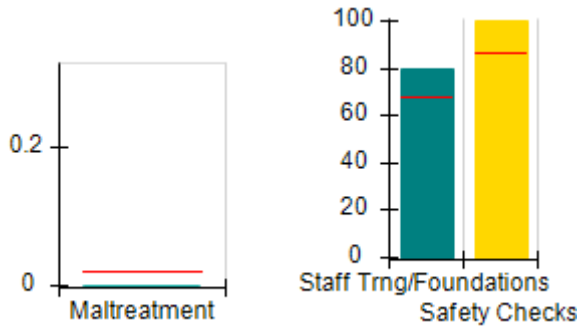
Overall Score (%)



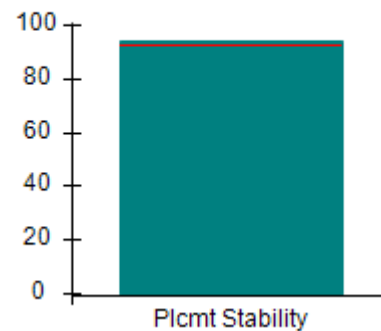
OPM Monitoring Reviews (%)



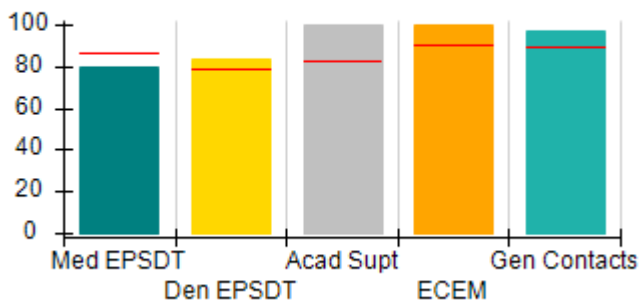
Safety Outcomes (%)



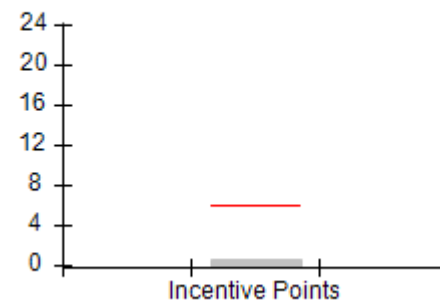
Permanency Outcomes (%)



Well-Being Outcomes (%)



Incentives Earned (Points)





Performance-Based Placement Measures RBWO Provider GA+SCORECARD - CPA

Report Quarter: Q4 FY2020

Provider/Program Name: WinShape Foster Care, LLC - (5225) - CPA

| | | | |
|---|---------------------------------------|---------------------------------|------------------------------------|
| 5295 Buffington Road, Atlanta, GA 30349 | Quarterly Scores (Grades) | | Current Quarter Score (Grade) |
| Phone: 4047652576 | Q1: 99.27 (A+) | Q2: 98.95 (A+) | 95.67% (A) |
| Vendor ID# 144122 | Q3: 99.75 (A+) | Q4: 95.67 (A) | |
| # New Foster Homes During Quarter: 0 | # Children in Care During Quarter: 16 | # Placements During Quarter: 16 | # Children in Care On Last Day: 10 |

| | Avg Performance All CPAs (%) | Provider Performance (%)* | Possible Points (Weight) | Provider Points Earned |
|--|------------------------------|---------------------------|--------------------------|------------------------|
|--|------------------------------|---------------------------|--------------------------|------------------------|

OPM Monitoring Reviews

| | | | | |
|------------------------------|-----|------|-----------|--------------|
| Annual Comprehensive Reviews | 82% | 95% | 25 | 23.76 |
| Safety Reviews | 87% | 100% | 15 | 15.00 |
| Monitoring Sub-Total | | | 40 | 38.76 |

CPA Safety Outcomes

| | | | | |
|---------------------------|-------|--------------------------|-----------|--------------|
| Incidence of Maltreatment | 0.02% | No Substantiated Reports | 10 | 10.00 |
| Staff Training | 67% | 80% | 5 | 4.00 |
| Staff Safety Checks | 86% | 100% | 5 | 5.00 |
| Safety Sub-Total | | | 20 | 19.00 |

CPA Permanency Outcomes

| | | | | |
|-----------------------------|-----|-----|-----------|--------------|
| Placement Stability | 93% | 94% | 15 | 14.10 |
| Permanency Sub-Total | | | 15 | 14.10 |

CPA Well-Being Outcomes

| | | | | |
|--------------------------------|-----|------|------------|--------------|
| EPSDT Medical Visits | 86% | 80% | 4 | 3.20 |
| EPSDT Dental Visits | 79% | 83% | 4 | 3.32 |
| Academic Supports | 82% | 100% | 3 | 3.00 |
| Provider ECEM Visits | 90% | 100% | 7 | 7.00 |
| Provider General Contacts | 89% | 97% | 7 | 6.79 |
| Placements with Siblings | 68% | 100% | Not Scored | Not Scored |
| Placements within Legal County | 18% | 0% | Not Scored | Not Scored |
| Well-Being Sub-Total | | | 25 | 23.31 |

*Performance calculation descriptions can be found in the FY 2019 RBWO PBP Measurements and Standards Guide.

| | |
|---|-----------------------------|
| Monitoring & Outcomes: Possible Points = 100 | Points Earned: 95.17 |
| Score Before Incentives Credit | 95.17% |
| Incentives Awarded | 0.50 pts |
| PBP Verification | N/A pts |
| Total Score | 95.67% |

**Performance-Based Placement Measures**
RBWO Provider GA+SCORECARD - CPA

Report Quarter: Q4 FY2020

Provider/Program Name: WinShape Foster Care, LLC - (5225) - CPA

| # New Foster Homes During Quarter: 0 | | # Children in Care During Quarter: 16 | # Placements During Quarter: 16 | # Children in Care On Last Day: 10 |
|---|------------------------------|---------------------------------------|---------------------------------|------------------------------------|
| CPA Incentive Credits | Avg Performance All CPAs (%) | Provider Performance (%)* | Possible Points (Weight) | Provider Points Earned |
| Early EPSDT Medical Visits | | Not Eligible | 2 | |
| Early EPSDT Dental Visits | | 0% | 2 | 0.00 |
| Permanency Contacts | | None Planned | 5 | |
| Additional Academic Supports | | 0% | 2 | 0.00 |
| HS Grad/GED/Prof or Trade Certificate/College | | N/A | 10/5/5/1 | |
| EYSS Agreement | | Not Eligible | 5 | |
| Community Connections | | 0% | 4 | 0.00 |
| Foster Hm Retention Rate (threshold = 90) | | 79% | 2 | 0.00 |
| Foster Hm Recruitment (threshold = 100) | | 33% | 2 | 0.00 |
| Active Agency Accreditation | | 0% | 4 | 0.00 |
| Staff Clinical Licensure | | 10% | 5 | 0.50 |
| Incentives Total | 5.87 | | | 0.50 |
| Maximum total combined incentive credit allowed is 10 points. | | | Incentives Awarded | 0.50 |

*Performance calculation descriptions can be found in the FY 2019 RBWO PBP Measurements and Standards Guide.

Child Protective Services Investigations and Dispositions

The following investigations data, which is not used for scoring but is considered significant to a provider's performance, is from Georgia SHINES and is not considered final or complete until the end of the fiscal year.

| | |
|-----------------------------------|---|
| Total Reports: | 0 |
| Number Screened In: | 0 |
| Number Screened Out: | 0 |
| Number Substantiated: | 0 |
| Number Unsubstantiated: | 0 |
| Number Active CPS Investigations: | 0 |