



DHS, DFCS, Office of Provider Management
Performance-Based Placement Measures
RBWO Provider GA+SCORECARD - CPA
Report Quarter: Q3 FY2018



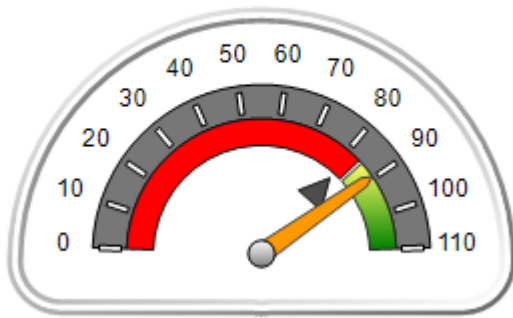
Provider/Program Name: All God's Children - (861) - CPA

1671 Meriweather Dr., Watkinsville, GA 30677 Phone: 706-316-2421 Vendor ID# 35219	Quarterly Scores (Grades)		Current Quarter Score (Grade)
	Q1: 97.83 (A+)	Q2: 96.58 (A)	89.45% (B+)
	Q3: 89.45 (B+)	Q4: (N/A)	
# New Foster Homes During Quarter: 1	# Children in Care During Quarter: 10	# Placements During Quarter: 10	# Children in Care On Last Day: 8

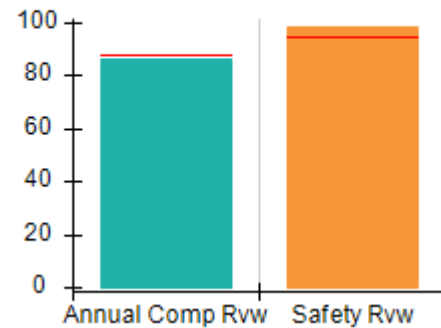
Quarterly Provider Comparisons to All CPAs

▼ — indicates average for all CPAs

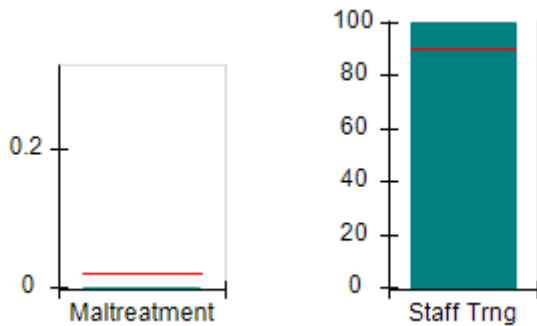
Overall Score (%)



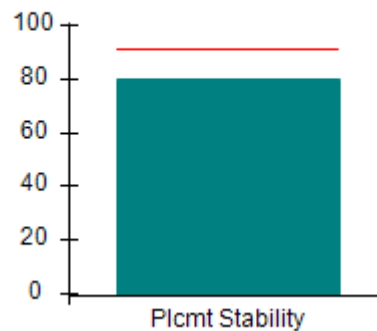
OPM Monitoring Reviews (%)



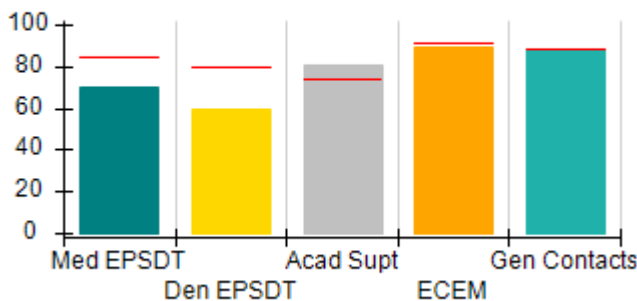
Safety Outcomes (%)



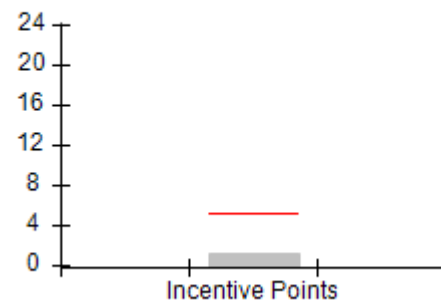
Permanency Outcomes (%)



Well-Being Outcomes (%)



Incentives Earned (Points)





DHS, DFCS, Office of Provider Management
Performance-Based Placement Measures
RBWO Provider GA+SCORECARD - CPA
Report Quarter: Q3 FY2018



Provider/Program Name: All God's Children - (861) - CPA

1671 Meriweather Dr., Watkinsville, GA 30677 Phone: 706-316-2421 Vendor ID# 35219		Quarterly Scores (Grades)		Current Quarter Score (Grade)
		Q1: 97.83 (A+)	Q2: 96.58 (A)	89.45%
		Q3: 89.45 (B+)	Q4: (N/A)	(B+)
# New Foster Homes During Quarter: 1		# Children in Care During Quarter: 10	# Placements During Quarter: 10	# Children in Care On Last Day: 8
	Avg Performance All CPAs (%)	Provider Performance (%)*	Possible Points (Weight)	Provider Points Earned
OPM Monitoring Reviews				
Annual Comprehensive Reviews	88%	86%	25	21.60
Safety Reviews	94%	98%	15	14.72
Monitoring Sub-Total			40	36.31
CPA Safety Outcomes				
Incidence of Maltreatment	0.02%	No Substantiated Reports	10	10.00
Staff Training	90%	100%	10	5.00
Safety Sub-Total			20	20.00
CPA Permanency Outcomes				
Placement Stability	92%	80%	15	12.00
Permanency Sub-Total			15	12.00
CPA Well-Being Outcomes				
EPSDT Medical Visits	85%	70%	4	2.80
EPSDT Dental Visits	79%	60%	4	2.40
Academic Supports	74%	81%	3	2.43
Provider ECEM Visits	91%	89%	7	6.23
Provider General Contacts	88%	88%	7	6.16
Placements with Siblings	64%	Not Eligible	Not Scored	Not Scored
Placements within Legal County	19%	Not Eligible	Not Scored	Not Scored
Well-Being Sub-Total			25	20.02

*Performance calculation descriptions can be found in the FY 2017 RBWO PBP Measurements and Standards Guide.

Monitoring & Outcomes: Possible Points = 100	Points Earned: 88.33
Score Before Incentives Credit	88.33%
Incentives Awarded	1.12 pts
PBP Verification	N/A pts
Total Score	89.45%

Provider/Program Name: All God's Children - (861) - CPA



DHS, DFCS, Office of Provider Management
Performance-Based Placement Measures
RBWO Provider GA+SCORECARD - CPA



Report Quarter: Q3 FY2018

# New Foster Homes During Quarter: 1		# Children in Care During Quarter: 10	# Placements During Quarter: 10	# Children in Care On Last Day: 8
CPA Incentive Credits	Avg Performance All CPAs (%)	Provider Performance (%)*	Possible Points (Weight)	Provider Points Earned
Early EPSDT Medical Visits		0%	2	0.00
Early EPSDT Dental Visits		0%	2	0.00
Permanency Contacts		0%	5	0.00
Additional Academic Supports		56%	2	1.12
Foster Hm Retention Rate (threshold = 90)		83%	2	0.00
Foster Hm Recruitment (threshold = 100)		0%	2	0.00
Active Agency Accreditation		0%	4	0.00
Staff Clinical Licensure		0%	5	0.00
Incentives Total	5.21		24	1.12
Maximum total combined incentive credit allowed is 10 points.			Incentives Awarded	1.12
*Performance calculation descriptions can be found in the FY 2017 RBWO PBP Measurements and Standards Guide.				

Child Protective Services Investigations and Dispositions

The following investigations data, which is not used for scoring but is considered significant to a provider's performance, is from Georgia SHINES and is not considered final or complete until the end of the fiscal year.

Total Reports:	0	
Number Screened In:	0	
Number Screened Out:	0	
Number Substantiated:	0	
Number Unsubstantiated:	0	
Number Active CPS Investigations:	0	

**Performance-Based Placement Measures**
RBWO Provider GA+SCORECARD - CPA

Report Quarter: Q3 FY2018

Provider/Program Name: ALR Family Services, Inc. - (5140) - CPA

1518 Airport Road, Hinesville, GA 31313

Phone: 912-877-7928

Vendor ID# 114739

Quarterly Scores (Grades)**Current Quarter Score (Grade)**

Q1: 88.25 (B+)

Q2: 90.76 (A-)

93.02%

Q3: 93.02 (A-)

Q4: N/A

(A-)

New Foster Homes During Quarter: 1

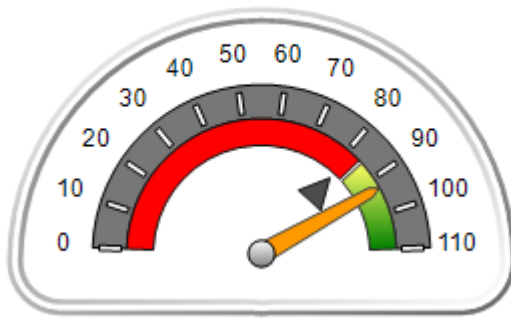
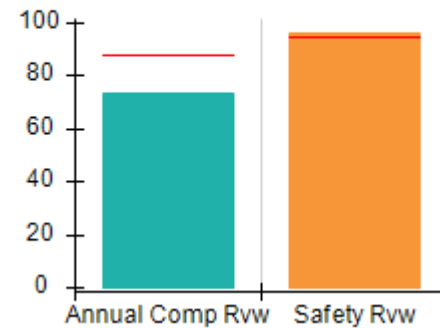
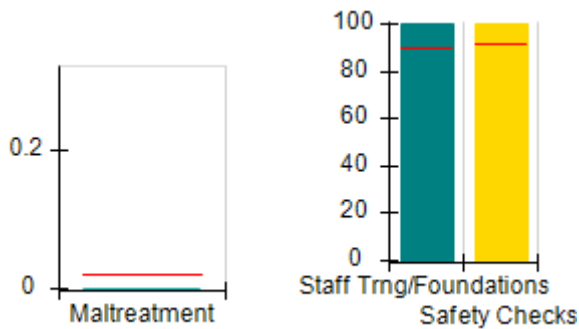
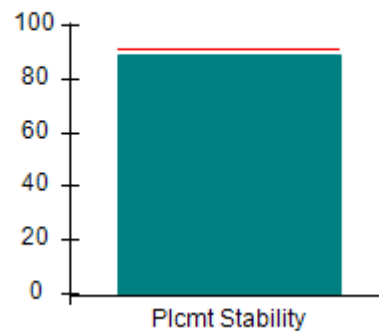
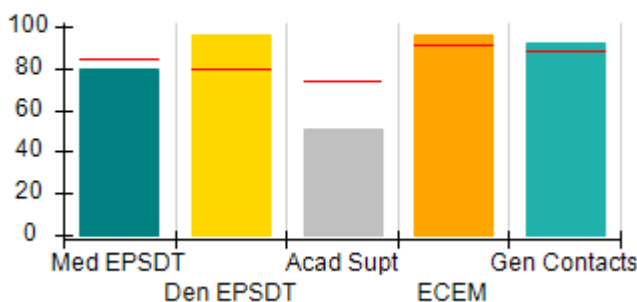
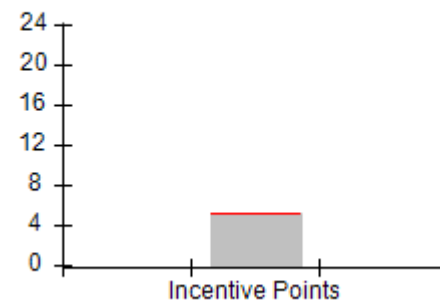
Children in Care During Quarter: 28

Placements During Quarter: 31

Children in Care On Last Day: 25

Quarterly Provider Comparisons to All CPAs

indicates average for all CPAs

Overall Score (%)**OPM Monitoring Reviews (%)****Safety Outcomes (%)****Permanency Outcomes (%)****Well-Being Outcomes (%)****Incentives Earned (Points)**



Performance-Based Placement Measures

RBWO Provider GA+SCORECARD - CPA

Report Quarter: Q3 FY2018

Provider/Program Name: ALR Family Services, Inc. - (5140) - CPA

1518 Airport Road, Hinesville, GA 31313

Phone: 912-877-7928

Vendor ID# 114739

Quarterly Scores (Grades)**Current Quarter Score (Grade)**

Q1: 88.25 (B+)

Q2: 90.76 (A-)

93.02%

Q3: 93.02 (A-)

Q4: N/A

(A-)

New Foster Homes During Quarter: 1

Children in Care During Quarter: 28

Placements During Quarter: 31

Children in Care On Last Day: 25

Avg
Performance All
CPAs (%)Provider
Performance (%)*Possible Points
(Weight)Provider Points
Earned**OPM Monitoring Reviews**

Annual Comprehensive Reviews	88%	73%	25	18.37
Safety Reviews	94%	96%	15	14.37
Monitoring Sub-Total			40	32.74

CPA Safety Outcomes

Incidence of Maltreatment	0.02%	No Substantiated Reports	10	10.00
Staff Training	90%	100%	5	5.00
Staff Safety Checks	92%	100%	5	5.00
Safety Sub-Total			20	20.00

CPA Permanency Outcomes

Placement Stability	92%	89%	15	13.35
Permanency Sub-Total			15	13.35

CPA Well-Being Outcomes

EPSDT Medical Visits	85%	80%	4	3.20
EPSDT Dental Visits	79%	96%	4	3.84
Academic Supports	74%	51%	3	1.53
Provider ECEM Visits	91%	96%	7	6.72
Provider General Contacts	88%	92%	7	6.44
Placements with Siblings	64%	53%	Not Scored	Not Scored
Placements within Legal County	19%	75%	Not Scored	Not Scored
Well-Being Sub-Total			25	21.73

*Performance calculation descriptions can be found in the FY 2018 RBWO PBP Measurements and Standards Guide.

Monitoring & Outcomes: Possible Points = 100**Points Earned: 87.82****Score Before Incentives Credit****87.82%****Incentives Awarded****5.20 pts****PBP Verification****N/A pts****Total Score****93.02%**

**Performance-Based Placement Measures**
RBWO Provider GA+SCORECARD - CPA

Report Quarter: Q3 FY2018

Provider/Program Name: ALR Family Services, Inc. - (5140) - CPA

# New Foster Homes During Quarter: 1		# Children in Care During Quarter: 28	# Placements During Quarter: 31	# Children in Care On Last Day: 25
CPA Incentive Credits	Avg Performance All CPAs (%)	Provider Performance (%)*	Possible Points (Weight)	Provider Points Earned
Early EPSDT Medical Visits		100%	2	2.00
Early EPSDT Dental Visits		50%	2	1.00
Permanency Contacts		0%	5	0.00
Additional Academic Supports		10%	2	0.20
Foster Hm Retention Rate (threshold = 90)		75%	2	0.00
Foster Hm Recruitment (threshold = 100)		100%	2	2.00
Active Agency Accreditation		0%	4	0.00
Staff Clinical Licensure		0%	5	0.00
Incentives Total	5.21		24	5.20
Maximum total combined incentive credit allowed is 10 points.			Incentives Awarded	5.20
*Performance calculation descriptions can be found in the FY 2018 RBWO PBP Measurements and Standards Guide.				

Child Protective Services Investigations and Dispositions

The following investigations data, which is not used for scoring but is considered significant to a provider's performance, is from Georgia SHINES and is not considered final or complete until the end of the fiscal year.

Total Reports:	0
Number Screened In:	0
Number Screened Out:	0
Number Substantiated:	0
Number Unsubstantiated:	0
Number Active CPS Investigations:	0



DHS, DFCS, Office of Provider Management
Performance-Based Placement Measures
RBWO Provider GA+SCORECARD - CPA
Report Quarter: Q3 FY2018



Provider/Program Name: Benchmark Family Services, Inc - Augusta (5150) - CPA

4389 West Maysfield Drive, Augusta, GA 30909-9648

Phone: 706-868-7200

Vendor ID# 115566

Quarterly Scores (Grades)		Current Quarter Score (Grade)
Q1: 93.58 (A-)	Q2: 91.01 (A-)	86.27% (B)
Q3: 86.27 (B)	Q4: (N/A)	

New Foster Homes During Quarter: 6

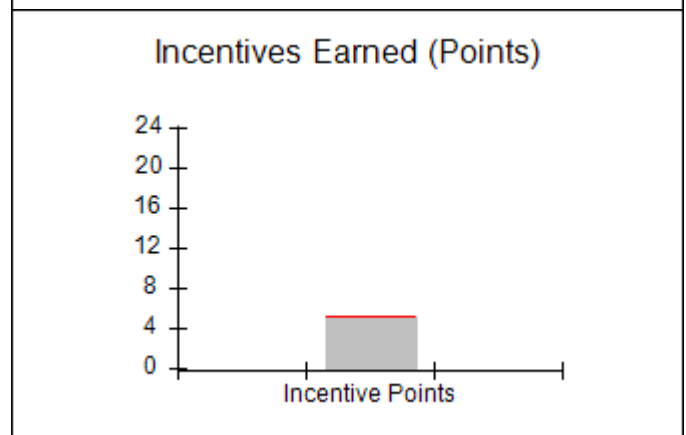
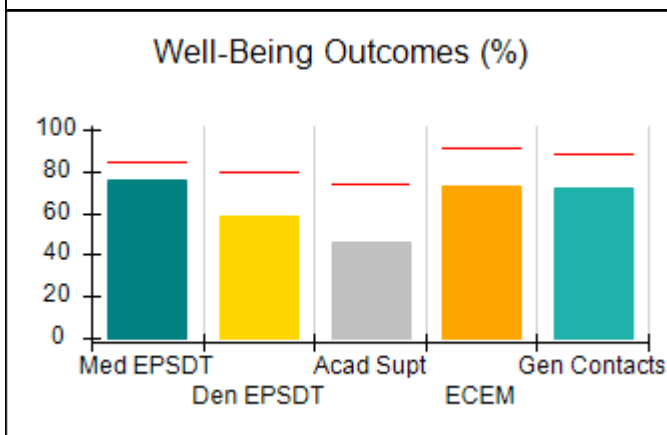
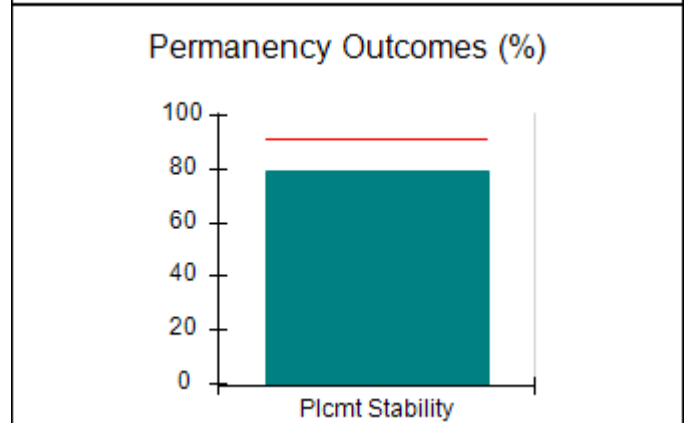
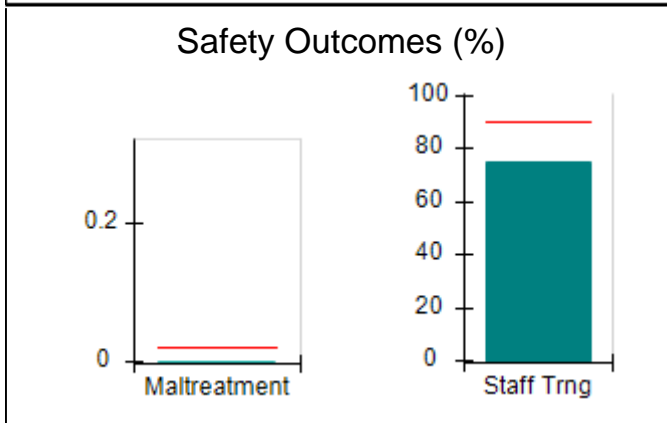
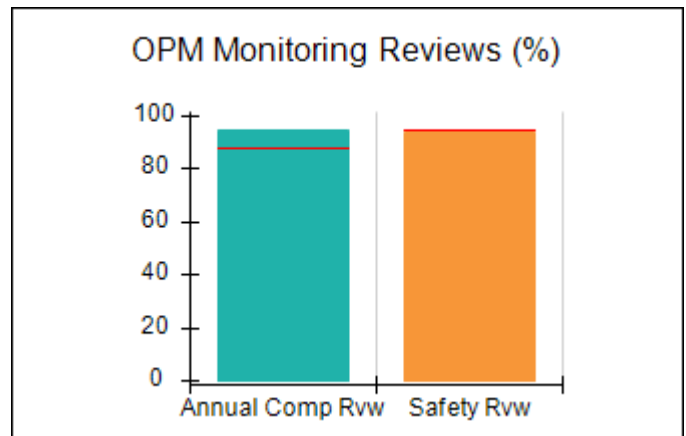
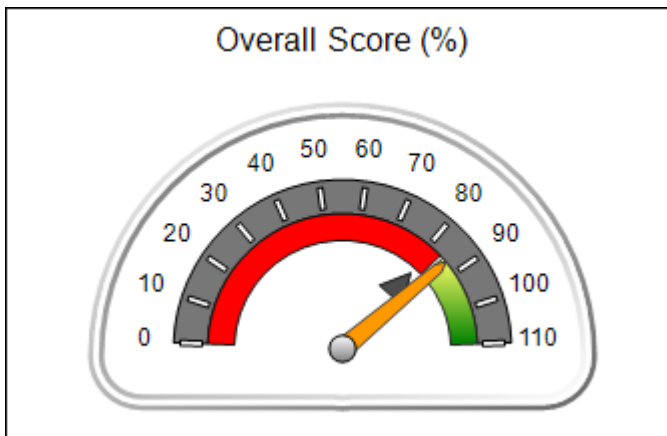
Children in Care During Quarter: 34

Placements During Quarter: 39

Children in Care On Last Day: 27

Quarterly Provider Comparisons to All CPAs

▼ — indicates average for all CPAs





DHS, DFCS, Office of Provider Management
Performance-Based Placement Measures
RBWO Provider GA+SCORECARD - CPA
Report Quarter: Q3 FY2018



Provider/Program Name: Benchmark Family Services, Inc - Augusta (5150) - CPA

4389 West Maysfield Drive, Augusta, GA 30909-9648 Phone: 706-868-7200 Vendor ID# 115566		Quarterly Scores (Grades)		Current Quarter Score (Grade)
		Q1: 93.58 (A-)	Q2: 91.01 (A-)	86.27%
		Q3: 86.27 (B)	Q4: (N/A)	(B)
# New Foster Homes During Quarter: 6		# Children in Care During Quarter: 34	# Placements During Quarter: 39	# Children in Care On Last Day: 27
	Avg Performance All CPAs (%)	Provider Performance (%)*	Possible Points (Weight)	Provider Points Earned
OPM Monitoring Reviews				
Annual Comprehensive Reviews	88%	94%	25	23.53
Safety Reviews	94%	94%	15	14.09
Monitoring Sub-Total			40	37.62
CPA Safety Outcomes				
Incidence of Maltreatment	0.02%	No Substantiated Reports	10	10.00
Staff Training	90%	75%	10	3.75
Safety Sub-Total			20	18.75
CPA Permanency Outcomes				
Placement Stability	92%	79%	15	11.85
Permanency Sub-Total			15	11.85
CPA Well-Being Outcomes				
EPSDT Medical Visits	85%	76%	4	3.04
EPSDT Dental Visits	79%	59%	4	2.36
Academic Supports	74%	46%	3	1.38
Provider ECEM Visits	91%	73%	7	5.11
Provider General Contacts	88%	72%	7	5.04
Placements with Siblings	64%	56%	Not Scored	Not Scored
Placements within Legal County	19%	44%	Not Scored	Not Scored
Well-Being Sub-Total			25	16.93

*Performance calculation descriptions can be found in the FY 2017 RBWO PBP Measurements and Standards Guide.

Monitoring & Outcomes: Possible Points = 100		Points Earned: 85.15	
Score Before Incentives Credit			85.15%
Incentives Awarded			5.12 pts
PBP Verification			-4.00 pts
Total Score			86.27%

Provider/Program Name: Benchmark Family Services, Inc - Augusta (5150) - CPA



DHS, DFCS, Office of Provider Management
Performance-Based Placement Measures
RBWO Provider GA+SCORECARD - CPA



Report Quarter: Q3 FY2018

# New Foster Homes During Quarter: 6		# Children in Care During Quarter: 34	# Placements During Quarter: 39	# Children in Care On Last Day: 27
CPA Incentive Credits	Avg Performance All CPAs (%)	Provider Performance (%)*	Possible Points (Weight)	Provider Points Earned
Early EPSDT Medical Visits		14%	2	0.28
Early EPSDT Dental Visits		8%	2	0.16
Permanency Contacts		0%	5	0.00
Additional Academic Supports		9%	2	0.18
Foster Hm Retention Rate (threshold = 90)		77%	2	0.00
Foster Hm Recruitment (threshold = 100)		125%	2	2.00
Active Agency Accreditation		50%	4	2.00
Staff Clinical Licensure		10%	5	0.50
Incentives Total	5.21		24	5.12
Maximum total combined incentive credit allowed is 10 points.			Incentives Awarded	5.12
*Performance calculation descriptions can be found in the FY 2017 RBWO PBP Measurements and Standards Guide.				

Child Protective Services Investigations and Dispositions

The following investigations data, which is not used for scoring but is considered significant to a provider's performance, is from Georgia SHINES and is not considered final or complete until the end of the fiscal year.

Total Reports:	0
Number Screened In:	0
Number Screened Out:	0
Number Substantiated:	0
Number Unsubstantiated:	0
Number Active CPS Investigations:	0



DHS, DFCS, Office of Provider Management
Performance-Based Placement Measures
RBWO Provider GA+SCORECARD - CPA
Report Quarter: Q3 FY2018



Provider/Program Name: Benchmark Family Services, Inc - Brunswick (5149) - CPA

93 Benchmark Way, Brunswick, GA 31520 Phone: 912-262-2777 Vendor ID# 115567	Quarterly Scores (Grades)		Current Quarter Score (Grade)
	Q1: 90.63 (A-)	Q2: 92.58 (A-)	88.90% (B+)
	Q3: 88.90 (B+)	Q4: (N/A)	
# New Foster Homes During Quarter: 0	# Children in Care During Quarter: 49	# Placements During Quarter: 49	# Children in Care On Last Day: 42

Quarterly Provider Comparisons to All CPAs

▼ — indicates average for all CPAs





DHS, DFCS, Office of Provider Management
Performance-Based Placement Measures
RBWO Provider GA+SCORECARD - CPA
Report Quarter: Q3 FY2018



Provider/Program Name: Benchmark Family Services, Inc - Brunswick (5149) - CPA

93 Benchmark Way, Brunswick, GA 31520 Phone: 912-262-2777 Vendor ID# 115567		Quarterly Scores (Grades)		Current Quarter Score (Grade)
		Q1: 90.63 (A-)	Q2: 92.58 (A-)	88.90%
		Q3: 88.90 (B+)	Q4: (N/A)	(B+)
# New Foster Homes During Quarter: 0		# Children in Care During Quarter: 49	# Placements During Quarter: 49	# Children in Care On Last Day: 42
	Avg Performance All CPAs (%)	Provider Performance (%)*	Possible Points (Weight)	Provider Points Earned
OPM Monitoring Reviews				
Annual Comprehensive Reviews	88%	96%	25	24.00
Safety Reviews	94%	94%	15	14.16
Monitoring Sub-Total			40	38.16
CPA Safety Outcomes				
Incidence of Maltreatment	0.02%	No Substantiated Reports	10	10.00
Staff Training	90%	100%	10	5.00
Safety Sub-Total			20	20.00
CPA Permanency Outcomes				
Placement Stability	92%	98%	15	14.70
Permanency Sub-Total			15	14.70
CPA Well-Being Outcomes				
EPSDT Medical Visits	85%	62%	4	2.48
EPSDT Dental Visits	79%	38%	4	1.52
Academic Supports	74%	1%	3	0.03
Provider ECEM Visits	91%	71%	7	4.97
Provider General Contacts	88%	43%	7	3.01
Placements with Siblings	64%	86%	Not Scored	Not Scored
Placements within Legal County	19%	30%	Not Scored	Not Scored
Well-Being Sub-Total			25	12.01

*Performance calculation descriptions can be found in the FY 2017 RBWO PBP Measurements and Standards Guide.

Monitoring & Outcomes: Possible Points = 100	Points Earned: 84.87
Score Before Incentives Credit	84.87%
Incentives Awarded	4.03 pts
PBP Verification	N/A pts
Total Score	88.90%

Provider/Program Name: Benchmark Family Services, Inc - Brunswick (5149) - CPA



DHS, DFCS, Office of Provider Management
Performance-Based Placement Measures
RBWO Provider GA+SCORECARD - CPA



Report Quarter: Q3 FY2018

# New Foster Homes During Quarter: 0		# Children in Care During Quarter: 49	# Placements During Quarter: 49	# Children in Care On Last Day: 42
CPA Incentive Credits	Avg Performance All CPAs (%)	Provider Performance (%)*	Possible Points (Weight)	Provider Points Earned
Early EPSDT Medical Visits		14%	2	0.28
Early EPSDT Dental Visits		0%	2	0.00
Permanency Contacts		25%	5	1.25
Additional Academic Supports		0%	2	0.00
Foster Hm Retention Rate (threshold = 90)		85%	2	0.00
Foster Hm Recruitment (threshold = 100)		0%	2	0.00
Active Agency Accreditation		50%	4	2.00
Staff Clinical Licensure		10%	5	0.50
Incentives Total	5.21		24	4.03
Maximum total combined incentive credit allowed is 10 points.			Incentives Awarded	4.03
*Performance calculation descriptions can be found in the FY 2017 RBWO PBP Measurements and Standards Guide.				

Child Protective Services Investigations and Dispositions

The following investigations data, which is not used for scoring but is considered significant to a provider's performance, is from Georgia SHINES and is not considered final or complete until the end of the fiscal year.

Total Reports:	0	
Number Screened In:	0	
Number Screened Out:	0	
Number Substantiated:	0	
Number Unsubstantiated:	0	
Number Active CPS Investigations:	0	



DHS, DFCS, Office of Provider Management
Performance-Based Placement Measures
RBWO Provider GA+SCORECARD - CPA
Report Quarter: Q3 FY2018



Provider/Program Name: Benchmark Family Services, Inc - Columbus (5113) - CPA

506 Manchester Expressway, Columbus, GA
31904-6444

Phone: 706-405-4256

Vendor ID# 99720

Quarterly Scores (Grades)

Q1: 82.62 (B-)

Q2: 90.50 (A-)

Q3: 89.87 (B+)

Q4: (N/A)

Current Quarter Score (Grade)

89.87%

(B+)

New Foster Homes During Quarter: 4

Children in Care During
Quarter: 44

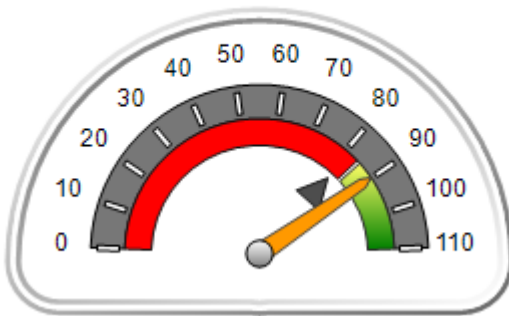
Placements During
Quarter: 48

Children in Care On Last
Day: 36

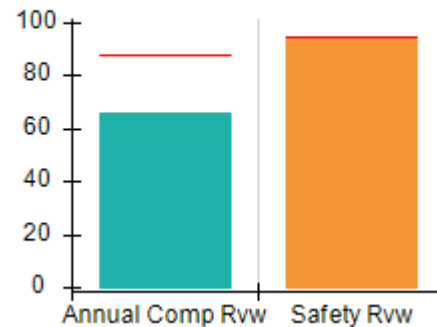
Quarterly Provider Comparisons to All CPAs

▼ — indicates average for all CPAs

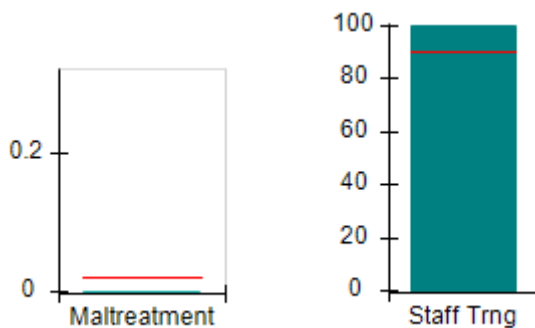
Overall Score (%)



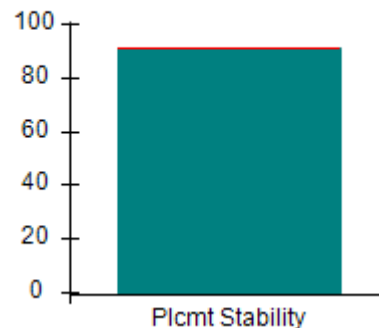
OPM Monitoring Reviews (%)



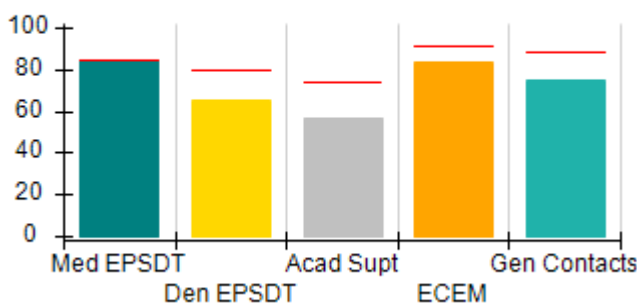
Safety Outcomes (%)



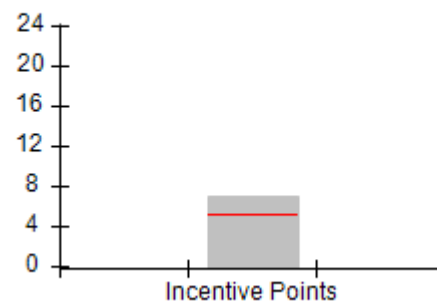
Permanency Outcomes (%)



Well-Being Outcomes (%)



Incentives Earned (Points)





DHS, DFCS, Office of Provider Management
Performance-Based Placement Measures
RBWO Provider GA+SCORECARD - CPA
Report Quarter: Q3 FY2018



Provider/Program Name: Benchmark Family Services, Inc - Columbus (5113) - CPA

506 Manchester Expressway, Columbus, GA 31904-6444

Phone: 706-405-4256

Vendor ID# 99720

Quarterly Scores (Grades)

Current Quarter Score (Grade)

Q1: 82.62 (B-)

Q2: 90.50 (A-)

89.87%

Q3: 89.87 (B+)

Q4: (N/A)

(B+)

New Foster Homes During Quarter: 4

Children in Care During Quarter: 44

Placements During Quarter: 48

Children in Care On Last Day: 36

	Avg Performance All CPAs (%)	Provider Performance (%)*	Possible Points (Weight)	Provider Points Earned
OPM Monitoring Reviews				
Annual Comprehensive Reviews	88%	66%	25	16.52
Safety Reviews	94%	93%	15	14.02
Monitoring Sub-Total			40	30.53
CPA Safety Outcomes				
Incidence of Maltreatment	0.02%	No Substantiated Reports	10	10.00
Staff Training	90%	100%	10	5.00
Safety Sub-Total			20	20.00
CPA Permanency Outcomes				
Placement Stability	92%	91%	15	13.65
Permanency Sub-Total			15	13.65
CPA Well-Being Outcomes				
EPSDT Medical Visits	85%	84%	4	3.36
EPSDT Dental Visits	79%	65%	4	2.60
Academic Supports	74%	57%	3	1.71
Provider ECEM Visits	91%	83%	7	5.81
Provider General Contacts	88%	75%	7	5.25
Placements with Siblings	64%	65%	Not Scored	Not Scored
Placements within Legal County	19%	33%	Not Scored	Not Scored
Well-Being Sub-Total			25	18.73

*Performance calculation descriptions can be found in the FY 2017 RBWO PBP Measurements and Standards Guide.

Monitoring & Outcomes: Possible Points = 100	Points Earned: 82.91
Score Before Incentives Credit	82.91%
Incentives Awarded	6.96 pts
PBP Verification	N/A pts
Total Score	89.87%

Provider/Program Name: Benchmark Family Services, Inc - Columbus (5113) - CPA



DHS, DFCS, Office of Provider Management
Performance-Based Placement Measures
RBWO Provider GA+SCORECARD - CPA



Report Quarter: Q3 FY2018

# New Foster Homes During Quarter: 4		# Children in Care During Quarter: 44	# Placements During Quarter: 48	# Children in Care On Last Day: 36
CPA Incentive Credits	Avg Performance All CPAs (%)	Provider Performance (%)*	Possible Points (Weight)	Provider Points Earned
Early EPSDT Medical Visits		83%	2	1.66
Early EPSDT Dental Visits		19%	2	0.38
Permanency Contacts		0%	5	0.00
Additional Academic Supports		46%	2	0.92
Foster Hm Retention Rate (threshold = 90)		82%	2	0.00
Foster Hm Recruitment (threshold = 100)		100%	2	2.00
Active Agency Accreditation		50%	4	2.00
Staff Clinical Licensure		0%	5	0.00
Incentives Total	5.21		24	6.96
Maximum total combined incentive credit allowed is 10 points.			Incentives Awarded	6.96
*Performance calculation descriptions can be found in the FY 2017 RBWO PBP Measurements and Standards Guide.				

Child Protective Services Investigations and Dispositions

The following investigations data, which is not used for scoring but is considered significant to a provider's performance, is from Georgia SHINES and is not considered final or complete until the end of the fiscal year.

Total Reports:	0	
Number Screened In:	0	
Number Screened Out:	0	
Number Substantiated:	0	
Number Unsubstantiated:	0	
Number Active CPS Investigations:	0	



DHS, DFCS, Office of Provider Management
Performance-Based Placement Measures
RBWO Provider GA+SCORECARD - CPA



Report Quarter: Q3 FY2018

Provider/Program Name: Benchmark Family Services, Inc - Jonesboro (formerly Lifeway for Youth) (973) - CPA

9478 Winding Way Lane, Jonesboro, GA 30238-6056

Phone: 770-210-8745

Vendor ID# 35445

Quarterly Scores (Grades)		Current Quarter Score (Grade)
Q1: 91.95 (A-)	Q2: 100.34 (A+)	95.60% (A)
Q3: 95.60 (A)	Q4: (N/A)	

New Foster Homes During Quarter: 5

Children in Care During Quarter: 53

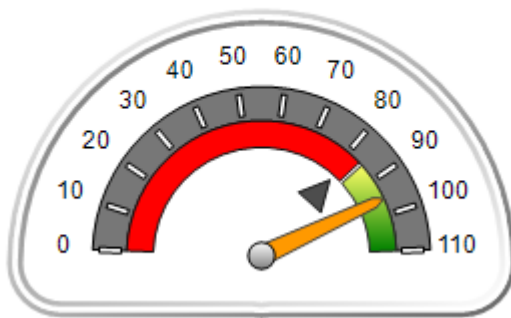
Placements During Quarter: 55

Children in Care On Last Day: 45

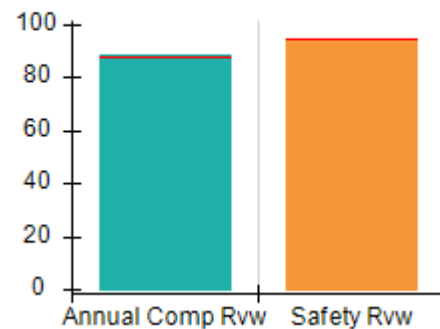
Quarterly Provider Comparisons to All CPAs

— indicates average for all CPAs

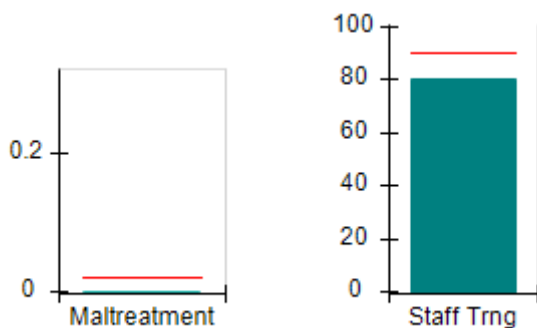
Overall Score (%)



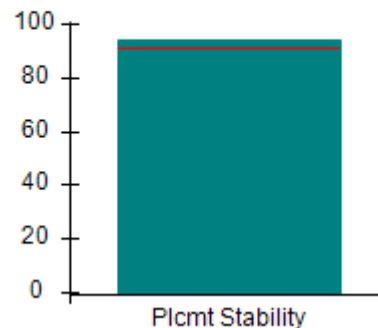
OPM Monitoring Reviews (%)



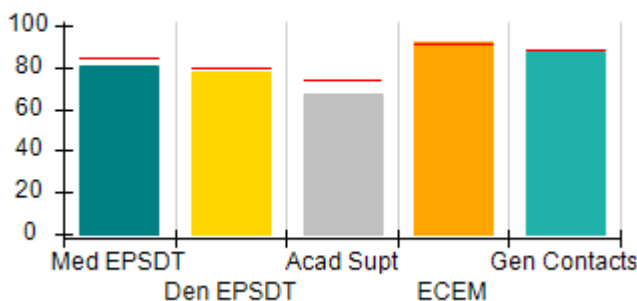
Safety Outcomes (%)



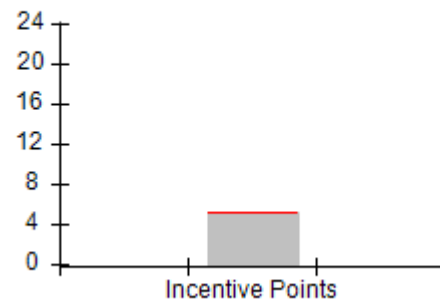
Permanency Outcomes (%)



Well-Being Outcomes (%)



Incentives Earned (Points)





DHS, DFCS, Office of Provider Management
Performance-Based Placement Measures
RBWO Provider GA+SCORECARD - CPA



Report Quarter: Q3 FY2018

Provider/Program Name: Benchmark Family Services, Inc - Jonesboro (formerly Lifeway for Youth) (973) - CPA

9478 Winding Way Lane, Jonesboro, GA 30238-6056 Phone: 770-210-8745 Vendor ID# 35445	Quarterly Scores (Grades)		Current Quarter Score (Grade)
	Q1: 91.95 (A-)	Q2: 100.34 (A+)	95.60%
	Q3: 95.60 (A)	Q4: (N/A)	(A)

# New Foster Homes During Quarter: 5	# Children in Care During Quarter: 53	# Placements During Quarter: 55	# Children in Care On Last Day: 45
--------------------------------------	---------------------------------------	---------------------------------	------------------------------------

	Avg Performance All CPAs (%)	Provider Performance (%)*	Possible Points (Weight)	Provider Points Earned
--	-------------------------------------	----------------------------------	---------------------------------	-------------------------------

OPM Monitoring Reviews

Annual Comprehensive Reviews	88%	89%	25	22.17
Safety Reviews	94%	95%	15	14.19
Monitoring Sub-Total			40	36.36

CPA Safety Outcomes

Incidence of Maltreatment	0.02%	No Substantiated Reports	10	10.00
Staff Training	90%	80%	10	4.00
Safety Sub-Total			20	19.00

CPA Permanency Outcomes

Placement Stability	92%	94%	15	14.10
Permanency Sub-Total			15	14.10

CPA Well-Being Outcomes

EPSDT Medical Visits	85%	81%	4	3.24
EPSDT Dental Visits	79%	78%	4	3.12
Academic Supports	74%	67%	3	2.01
Provider ECEM Visits	91%	92%	7	6.44
Provider General Contacts	88%	87%	7	6.09
Placements with Siblings	64%	63%	Not Scored	Not Scored
Placements within Legal County	19%	6%	Not Scored	Not Scored
Well-Being Sub-Total			25	20.90

*Performance calculation descriptions can be found in the FY 2017 RBWO PBP Measurements and Standards Guide.

Monitoring & Outcomes: Possible Points = 100		Points Earned: 90.36	
Score Before Incentives Credit			90.36%
Incentives Awarded			5.24 pts
PBP Verification			N/A pts
Total Score			95.60%



DHS, DFCS, Office of Provider Management
Performance-Based Placement Measures
RBWO Provider GA+SCORECARD - CPA



Report Quarter: Q3 FY2018

Provider/Program Name: Benchmark Family Services, Inc - Jonesboro (formerly Lifeway for Youth) (973) - CPA

# New Foster Homes During Quarter: 5		# Children in Care During Quarter: 53	# Placements During Quarter: 55	# Children in Care On Last Day: 45
CPA Incentive Credits	Avg Performance All CPAs (%)	Provider Performance (%)*	Possible Points (Weight)	Provider Points Earned
Early EPSDT Medical Visits		50%	2	1.00
Early EPSDT Dental Visits		47%	2	0.94
Permanency Contacts		0%	5	0.00
Additional Academic Supports		65%	2	1.30
Foster Hm Retention Rate (threshold = 90)		73%	2	0.00
Foster Hm Recruitment (threshold = 100)		75%	2	0.00
Active Agency Accreditation		50%	4	2.00
Staff Clinical Licensure		0%	5	0.00
Incentives Total	5.21		24	5.24
Maximum total combined incentive credit allowed is 10 points.			Incentives Awarded	5.24

*Performance calculation descriptions can be found in the FY 2017 RBWO PBP Measurements and Standards Guide.

Child Protective Services Investigations and Dispositions

The following investigations data, which is not used for scoring but is considered significant to a provider's performance, is from Georgia SHINES and is not considered final or complete until the end of the fiscal year.

Total Reports:	4
Number Screened In:	0
Number Screened Out:	4
Number Substantiated:	0
Number Unsubstantiated:	3
Number Active CPS Investigations:	-3



DHS, DFCS, Office of Provider Management
Performance-Based Placement Measures
RBWO Provider GA+SCORECARD - CPA
Report Quarter: Q3 FY2018



Provider/Program Name: Benchmark Family Services, Inc - Macon (5176) - CPA

4931 Riverside Drive, Macon, GA 31210-1156 Phone: 478-405-2005 Vendor ID# 121138	Quarterly Scores (Grades)		Current Quarter Score (Grade)
	Q1: 69.78 (D+)	Q2: 92.72 (A-)	92.67% (A-)
	Q3: 92.67 (A-)	Q4: (N/A)	
# New Foster Homes During Quarter: 8	# Children in Care During Quarter: 69	# Placements During Quarter: 80	# Children in Care On Last Day: 58

Quarterly Provider Comparisons to All CPAs

▼ — indicates average for all CPAs





DHS, DFCS, Office of Provider Management
Performance-Based Placement Measures
RBWO Provider GA+SCORECARD - CPA
Report Quarter: Q3 FY2018



Provider/Program Name: Benchmark Family Services, Inc - Macon (5176) - CPA

4931 Riverside Drive, Macon, GA 31210-1156 Phone: 478-405-2005 Vendor ID# 121138		Quarterly Scores (Grades)		Current Quarter Score (Grade)
		Q1: 69.78 (D+)	Q2: 92.72 (A-)	92.67%
		Q3: 92.67 (A-)	Q4: (N/A)	(A-)
# New Foster Homes During Quarter: 8		# Children in Care During Quarter: 69	# Placements During Quarter: 80	# Children in Care On Last Day: 58
	Avg Performance All CPAs (%)	Provider Performance (%)*	Possible Points (Weight)	Provider Points Earned
OPM Monitoring Reviews				
Annual Comprehensive Reviews	88%	78%	25	19.48
Safety Reviews	94%	92%	15	13.79
Monitoring Sub-Total			40	33.27
CPA Safety Outcomes				
Incidence of Maltreatment	0.02%	No Substantiated Reports	10	10.00
Staff Training	90%	100%	10	5.00
Safety Sub-Total			20	20.00
CPA Permanency Outcomes				
Placement Stability	92%	80%	15	12.00
Permanency Sub-Total			15	12.00
CPA Well-Being Outcomes				
EPSDT Medical Visits	85%	89%	4	3.56
EPSDT Dental Visits	79%	65%	4	2.60
Academic Supports	74%	74%	3	2.22
Provider ECEM Visits	91%	92%	7	6.44
Provider General Contacts	88%	82%	7	5.74
Placements with Siblings	64%	76%	Not Scored	Not Scored
Placements within Legal County	19%	22%	Not Scored	Not Scored
Well-Being Sub-Total			25	20.56

*Performance calculation descriptions can be found in the FY 2017 RBWO PBP Measurements and Standards Guide.

Monitoring & Outcomes: Possible Points = 100		Points Earned: 85.83	
Score Before Incentives Credit			85.83%
Incentives Awarded			6.84 pts
PBP Verification			N/A pts
Total Score			92.67%

Provider/Program Name: Benchmark Family Services, Inc - Macon (5176) - CPA



DHS, DFCS, Office of Provider Management
Performance-Based Placement Measures
RBWO Provider GA+SCORECARD - CPA



Report Quarter: Q3 FY2018

# New Foster Homes During Quarter: 8		# Children in Care During Quarter: 69	# Placements During Quarter: 80	# Children in Care On Last Day: 58
CPA Incentive Credits	Avg Performance All CPAs (%)	Provider Performance (%)*	Possible Points (Weight)	Provider Points Earned
Early EPSDT Medical Visits		76%	2	1.52
Early EPSDT Dental Visits		28%	2	0.56
Permanency Contacts		0%	5	0.00
Additional Academic Supports		38%	2	0.76
Foster Hm Retention Rate (threshold = 90)		68%	2	0.00
Foster Hm Recruitment (threshold = 100)		175%	2	2.00
Active Agency Accreditation		50%	4	2.00
Staff Clinical Licensure		0%	5	0.00
Incentives Total	5.21		24	6.84
Maximum total combined incentive credit allowed is 10 points.			Incentives Awarded	6.84
*Performance calculation descriptions can be found in the FY 2017 RBWO PBP Measurements and Standards Guide.				

Child Protective Services Investigations and Dispositions

The following investigations data, which is not used for scoring but is considered significant to a provider's performance, is from Georgia SHINES and is not considered final or complete until the end of the fiscal year.

Total Reports:	0	
Number Screened In:	0	
Number Screened Out:	0	
Number Substantiated:	0	
Number Unsubstantiated:	0	
Number Active CPS Investigations:	0	



DHS, DFCS, Office of Provider Management
Performance-Based Placement Measures
RBWO Provider GA+SCORECARD - CPA



Report Quarter: Q3 FY2018

Provider/Program Name: Benchmark Family Services, Inc - Snellville/Lawrenceville (5112) - CPA

2090 Sugarloaf Pkwy, Lawrenceville, GA 30045-9402

Phone: 770-338-0800

Vendor ID# 99719

Quarterly Scores (Grades)		Current Quarter Score (Grade)
Q1: 91.72 (A-)	Q2: 98.82 (A+)	95.17% (A)
Q3: 95.17 (A)	Q4: (N/A)	

New Foster Homes During Quarter: 7

Children in Care During Quarter: 113

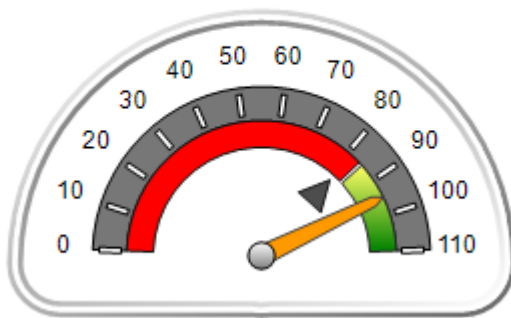
Placements During Quarter: 123

Children in Care On Last Day: 112

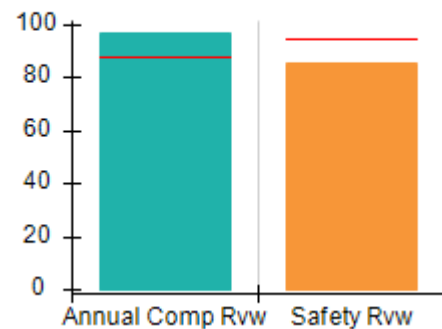
Quarterly Provider Comparisons to All CPAs

▼ — indicates average for all CPAs

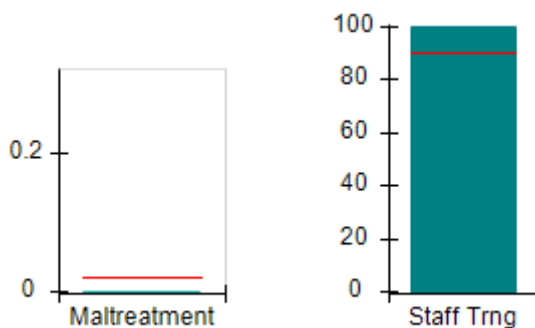
Overall Score (%)



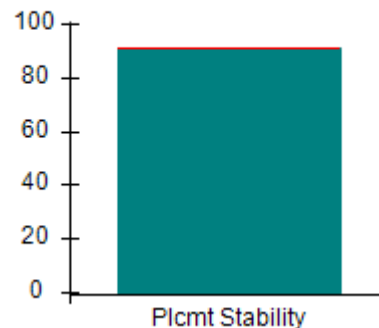
OPM Monitoring Reviews (%)



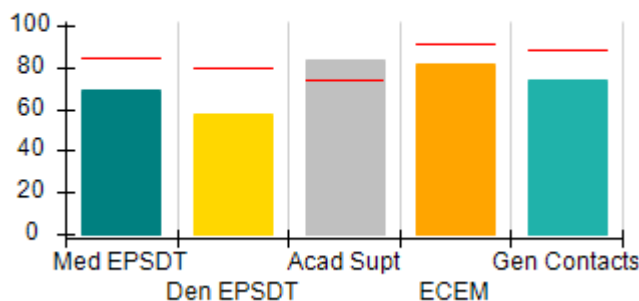
Safety Outcomes (%)



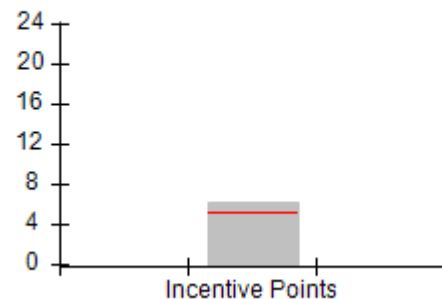
Permanency Outcomes (%)



Well-Being Outcomes (%)



Incentives Earned (Points)





DHS, DFCS, Office of Provider Management
Performance-Based Placement Measures
RBWO Provider GA+SCORECARD - CPA



Report Quarter: Q3 FY2018

Provider/Program Name: Benchmark Family Services, Inc - Snellville/Lawrenceville (5112) - CPA

2090 Sugarloaf Pkwy, Lawrenceville, GA 30045-9402		Quarterly Scores (Grades)		Current Quarter Score (Grade)
Phone: 770-338-0800		Q1: 91.72 (A-)	Q2: 98.82 (A+)	95.17%
Vendor ID# 99719		Q3: 95.17 (A)	Q4: (N/A)	(A)
# New Foster Homes During Quarter: 7		# Children in Care During Quarter: 113	# Placements During Quarter: 123	# Children in Care On Last Day: 112
	Avg Performance All CPAs (%)	Provider Performance (%)*	Possible Points (Weight)	Provider Points Earned
OPM Monitoring Reviews				
Annual Comprehensive Reviews	88%	96%	25	24.08
Safety Reviews	94%	85%	15	12.81
Monitoring Sub-Total			40	36.89
CPA Safety Outcomes				
Incidence of Maltreatment	0.02%	No Substantiated Reports	10	10.00
Staff Training	90%	100%	10	5.00
Safety Sub-Total			20	20.00
CPA Permanency Outcomes				
Placement Stability	92%	91%	15	13.65
Permanency Sub-Total			15	13.65
CPA Well-Being Outcomes				
EPSDT Medical Visits	85%	69%	4	2.76
EPSDT Dental Visits	79%	58%	4	2.32
Academic Supports	74%	83%	3	2.49
Provider ECEM Visits	91%	82%	7	5.74
Provider General Contacts	88%	74%	7	5.18
Placements with Siblings	64%	51%	Not Scored	Not Scored
Placements within Legal County	19%	21%	Not Scored	Not Scored
Well-Being Sub-Total			25	18.49

*Performance calculation descriptions can be found in the FY 2017 RBWO PBP Measurements and Standards Guide.

Monitoring & Outcomes: Possible Points = 100		Points Earned: 89.03	
Score Before Incentives Credit		89.03%	
Incentives Awarded		6.14 pts	
PBP Verification		N/A pts	
Total Score		95.17%	



DHS, DFCS, Office of Provider Management
Performance-Based Placement Measures
RBWO Provider GA+SCORECARD - CPA



Report Quarter: Q3 FY2018

Provider/Program Name: Benchmark Family Services, Inc - Snellville/Lawrenceville (5112) - CPA

# New Foster Homes During Quarter: 7		# Children in Care During Quarter: 113	# Placements During Quarter: 123	# Children in Care On Last Day: 112
CPA Incentive Credits	Avg Performance All CPAs (%)	Provider Performance (%)*	Possible Points (Weight)	Provider Points Earned
Early EPSDT Medical Visits		13%	2	0.26
Early EPSDT Dental Visits		19%	2	0.38
Permanency Contacts		0%	5	0.00
Additional Academic Supports		75%	2	1.50
Foster Hm Retention Rate (threshold = 90)		74%	2	0.00
Foster Hm Recruitment (threshold = 100)		175%	2	2.00
Active Agency Accreditation		50%	4	2.00
Staff Clinical Licensure		0%	5	0.00
Incentives Total	5.21		24	6.14
Maximum total combined incentive credit allowed is 10 points.			Incentives Awarded	6.14

*Performance calculation descriptions can be found in the FY 2017 RBWO PBP Measurements and Standards Guide.

Child Protective Services Investigations and Dispositions

The following investigations data, which is not used for scoring but is considered significant to a provider's performance, is from Georgia SHINES and is not considered final or complete until the end of the fiscal year.

Total Reports:	12
Number Screened In:	10
Number Screened Out:	2
Number Substantiated:	0
Number Unsubstantiated:	7
Number Active CPS Investigations:	3



DHS, DFCS, Office of Provider Management
Performance-Based Placement Measures
RBWO Provider GA+SCORECARD - CPA
Report Quarter: Q3 FY2018



Provider/Program Name: Benchmark Family Services, Inc - Statesboro (5242) - CPA

9222 Highway 301 South, Statesboro, GA 30458-3190

Phone: 912-623-2130

Vendor ID# 143215

Quarterly Scores (Grades)		Current Quarter Score (Grade)
Q1: 73.48 (C-)	Q2: 92.19 (A-)	89.24% (B+)
Q3: 89.24 (B+)	Q4: (N/A)	

New Foster Homes During Quarter: 6

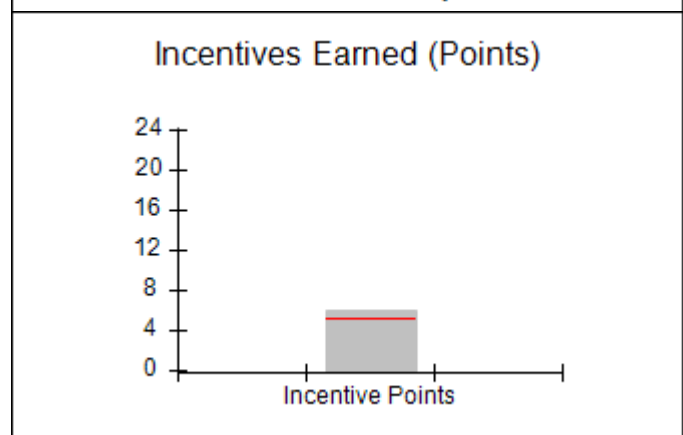
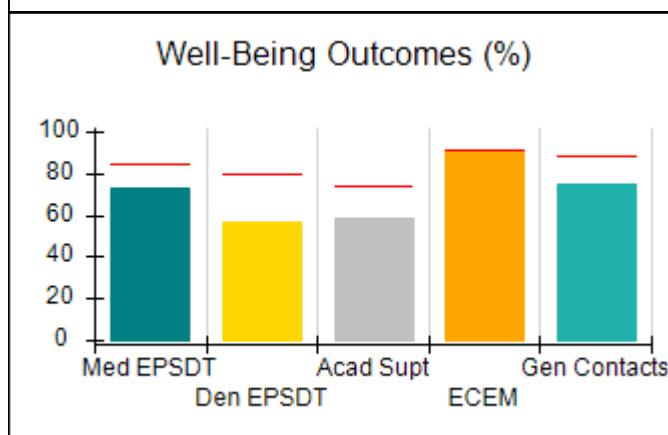
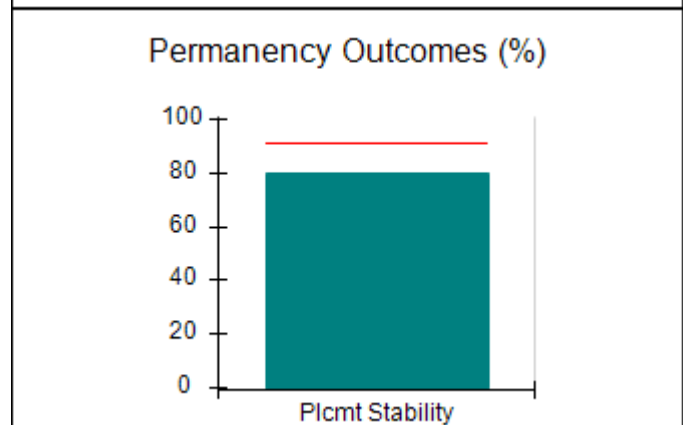
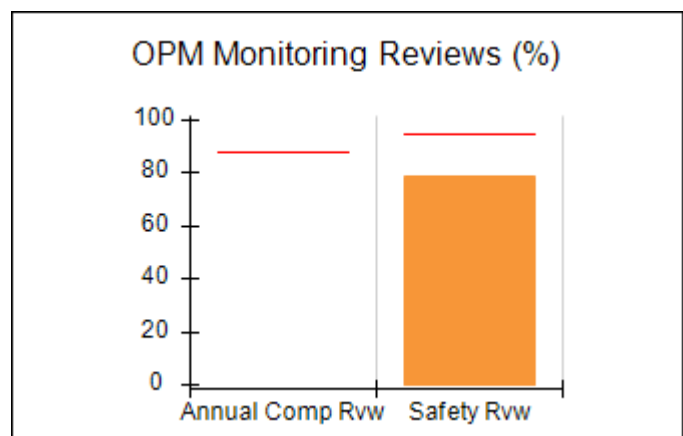
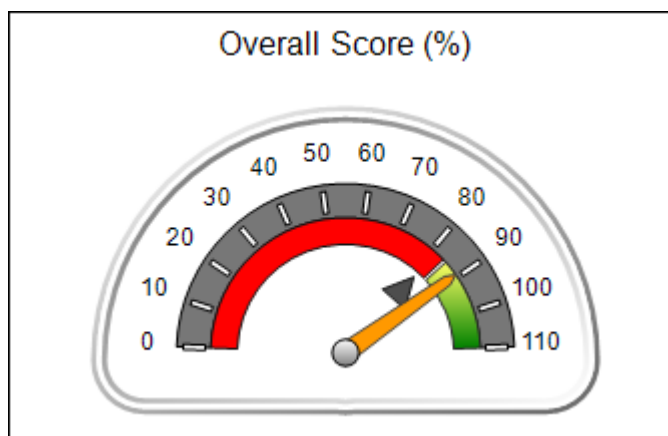
Children in Care During Quarter: 56

Placements During Quarter: 61

Children in Care On Last Day: 40

Quarterly Provider Comparisons to All CPAs

▼ — indicates average for all CPAs





DHS, DFCS, Office of Provider Management
Performance-Based Placement Measures
RBWO Provider GA+SCORECARD - CPA
Report Quarter: Q3 FY2018



Provider/Program Name: Benchmark Family Services, Inc - Statesboro (5242) - CPA

9222 Highway 301 South, Statesboro, GA 30458-3190 Phone: 912-623-2130 Vendor ID# 143215		Quarterly Scores (Grades)		Current Quarter Score (Grade)
		Q1: 73.48 (C-)	Q2: 92.19 (A-)	89.24%
		Q3: 89.24 (B+)	Q4: (N/A)	(B+)
# New Foster Homes During Quarter: 6		# Children in Care During Quarter: 56	# Placements During Quarter: 61	# Children in Care On Last Day: 40
	Avg Performance All CPAs (%)	Provider Performance (%)*	Possible Points (Weight)	Provider Points Earned
OPM Monitoring Reviews				
Annual Comprehensive Reviews	88%	Not Yet Conducted		
Safety Reviews	94%	79%	15	11.84
Monitoring Sub-Total			15	11.84
CPA Safety Outcomes				
Incidence of Maltreatment	0.02%	No Substantiated Reports	10	10.00
Staff Training	90%	100%	10	5.00
Safety Sub-Total			20	20.00
CPA Permanency Outcomes				
Placement Stability	92%	80%	15	12.00
Permanency Sub-Total			15	12.00
CPA Well-Being Outcomes				
EPSDT Medical Visits	85%	73%	4	2.92
EPSDT Dental Visits	79%	57%	4	2.28
Academic Supports	74%	59%	3	1.77
Provider ECEM Visits	91%	91%	7	6.37
Provider General Contacts	88%	75%	7	5.25
Placements with Siblings	64%	26%	Not Scored	Not Scored
Placements within Legal County	19%	16%	Not Scored	Not Scored
Well-Being Sub-Total			25	18.59

*Performance calculation descriptions can be found in the FY 2017 RBWO PBP Measurements and Standards Guide.

Monitoring & Outcomes: Possible Points = 75		Points Earned: 62.43	
Score Before Incentives Credit			83.24%
Incentives Awarded			6.00 pts
PBP Verification			N/A pts
Total Score			89.24%

Provider/Program Name: Benchmark Family Services, Inc - Statesboro (5242) - CPA



DHS, DFCS, Office of Provider Management
Performance-Based Placement Measures
RBWO Provider GA+SCORECARD - CPA



Report Quarter: Q3 FY2018

# New Foster Homes During Quarter: 6		# Children in Care During Quarter: 56	# Placements During Quarter: 61	# Children in Care On Last Day: 40
CPA Incentive Credits	Avg Performance All CPAs (%)	Provider Performance (%)*	Possible Points (Weight)	Provider Points Earned
Early EPSDT Medical Visits		17%	2	0.34
Early EPSDT Dental Visits		5%	2	0.10
Permanency Contacts		0%	5	0.00
Additional Academic Supports		53%	2	1.06
Foster Hm Retention Rate (threshold = 90)		80%	2	0.00
Foster Hm Recruitment (threshold = 100)		150%	2	2.00
Active Agency Accreditation		50%	4	2.00
Staff Clinical Licensure		10%	5	0.50
Incentives Total	5.21		24	6.00
Maximum total combined incentive credit allowed is 10 points.			Incentives Awarded	6.00
*Performance calculation descriptions can be found in the FY 2017 RBWO PBP Measurements and Standards Guide.				

Child Protective Services Investigations and Dispositions

The following investigations data, which is not used for scoring but is considered significant to a provider's performance, is from Georgia SHINES and is not considered final or complete until the end of the fiscal year.

Total Reports:	2	
Number Screened In:	2	
Number Screened Out:	0	
Number Substantiated:	0	
Number Unsubstantiated:	2	
Number Active CPS Investigations:	0	



DHS, DFCS, Office of Provider Management
Performance-Based Placement Measures
RBWO Provider GA+SCORECARD - CPA
Report Quarter: Q3 FY2018



Provider/Program Name: Bethany Christian Services - Atlanta (573) - CPA

6645 Peachtree Dunwoody Road, Atlanta, GA 30328

Phone: 770-455-7111

Vendor ID# 35249

Quarterly Scores (Grades)

Q1: 94.52 (A)

Q2: 95.96 (A)

Q3: 94.86 (A)

Q4: (N/A)

Current Quarter Score (Grade)

94.86%

(A)

New Foster Homes During Quarter: 11

Children in Care During Quarter: 120

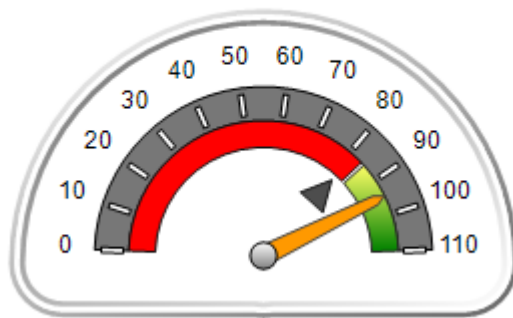
Placements During Quarter: 122

Children in Care On Last Day: 81

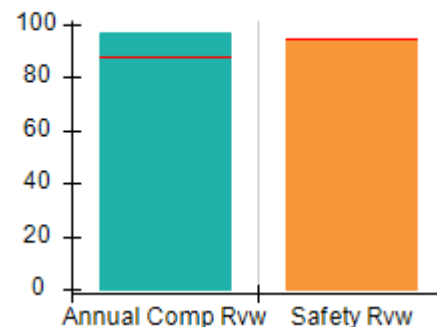
Quarterly Provider Comparisons to All CPAs

▼ — indicates average for all CPAs

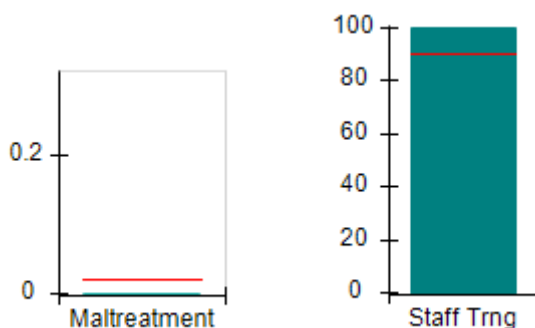
Overall Score (%)



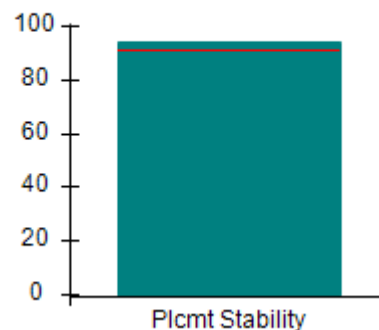
OPM Monitoring Reviews (%)



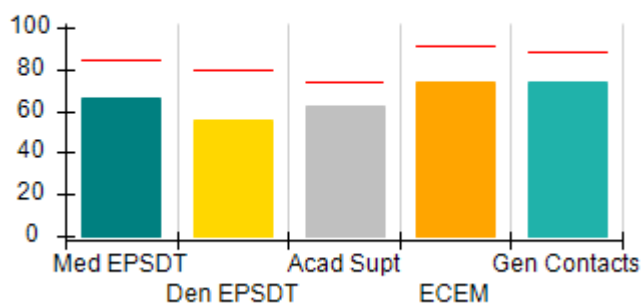
Safety Outcomes (%)



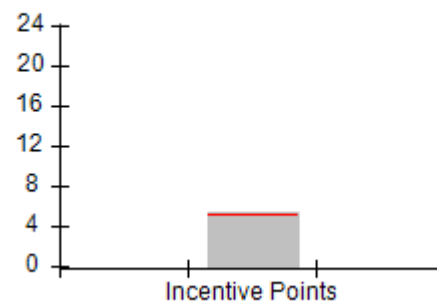
Permanency Outcomes (%)



Well-Being Outcomes (%)



Incentives Earned (Points)





DHS, DFCS, Office of Provider Management
Performance-Based Placement Measures
RBWO Provider GA+SCORECARD - CPA
Report Quarter: Q3 FY2018



Provider/Program Name: Bethany Christian Services - Atlanta (573) - CPA

6645 Peachtree Dunwoody Road, Atlanta, GA 30328		Quarterly Scores (Grades)		Current Quarter Score (Grade)
Phone: 770-455-7111		Q1: 94.52 (A)	Q2: 95.96 (A)	94.86%
Vendor ID# 35249		Q3: 94.86 (A)	Q4: (N/A)	(A)
# New Foster Homes During Quarter: 11		# Children in Care During Quarter: 120	# Placements During Quarter: 122	# Children in Care On Last Day: 81
	Avg Performance All CPAs (%)	Provider Performance (%)*	Possible Points (Weight)	Provider Points Earned
OPM Monitoring Reviews				
Annual Comprehensive Reviews	88%	97%	25	24.22
Safety Reviews	94%	94%	15	14.13
Monitoring Sub-Total			40	38.34
CPA Safety Outcomes				
Incidence of Maltreatment	0.02%	No Substantiated Reports	10	10.00
Staff Training	90%	100%	10	5.00
Safety Sub-Total			20	20.00
CPA Permanency Outcomes				
Placement Stability	92%	94%	15	14.10
Permanency Sub-Total			15	14.10
CPA Well-Being Outcomes				
EPSDT Medical Visits	85%	66%	4	2.64
EPSDT Dental Visits	79%	56%	4	2.24
Academic Supports	74%	62%	3	1.86
Provider ECEM Visits	91%	74%	7	5.18
Provider General Contacts	88%	74%	7	5.18
Placements with Siblings	64%	59%	Not Scored	Not Scored
Placements within Legal County	19%	19%	Not Scored	Not Scored
Well-Being Sub-Total			25	17.10

*Performance calculation descriptions can be found in the FY 2017 RBWO PBP Measurements and Standards Guide.

Monitoring & Outcomes: Possible Points = 100	Points Earned: 89.54
Score Before Incentives Credit	89.54%
Incentives Awarded	5.32 pts
PBP Verification	N/A pts
Total Score	94.86%

Provider/Program Name: Bethany Christian Services - Atlanta (573) - CPA



DHS, DFCS, Office of Provider Management
Performance-Based Placement Measures
RBWO Provider GA+SCORECARD - CPA



Report Quarter: Q3 FY2018

# New Foster Homes During Quarter: 11		# Children in Care During Quarter: 120	# Placements During Quarter: 122	# Children in Care On Last Day: 81
CPA Incentive Credits	Avg Performance All CPAs (%)	Provider Performance (%)*	Possible Points (Weight)	Provider Points Earned
Early EPSDT Medical Visits		13%	2	0.26
Early EPSDT Dental Visits		3%	2	0.06
Permanency Contacts		0%	5	0.00
Additional Academic Supports		0%	2	0.00
Foster Hm Retention Rate (threshold = 90)		77%	2	0.00
Foster Hm Recruitment (threshold = 100)		350%	2	2.00
Active Agency Accreditation		50%	4	2.00
Staff Clinical Licensure		20%	5	1.00
Incentives Total	5.21		24	5.32
Maximum total combined incentive credit allowed is 10 points.			Incentives Awarded	5.32
*Performance calculation descriptions can be found in the FY 2017 RBWO PBP Measurements and Standards Guide.				

Child Protective Services Investigations and Dispositions

The following investigations data, which is not used for scoring but is considered significant to a provider's performance, is from Georgia SHINES and is not considered final or complete until the end of the fiscal year.

Total Reports:	1
Number Screened In:	1
Number Screened Out:	0
Number Substantiated:	0
Number Unsubstantiated:	1
Number Active CPS Investigations:	0



DHS, DFCS, Office of Provider Management
Performance-Based Placement Measures
RBWO Provider GA+SCORECARD - CPA
Report Quarter: Q3 FY2018

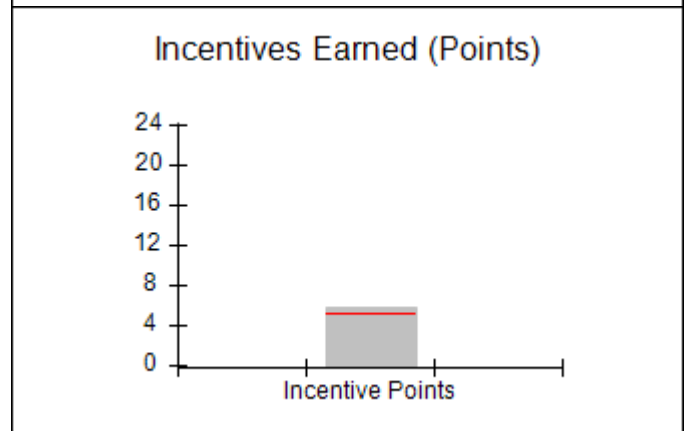
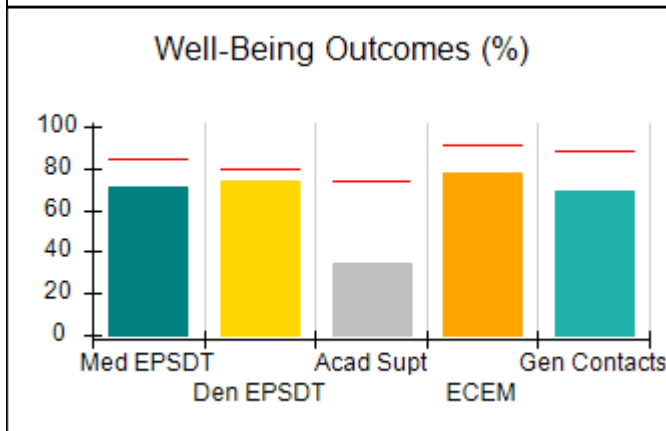
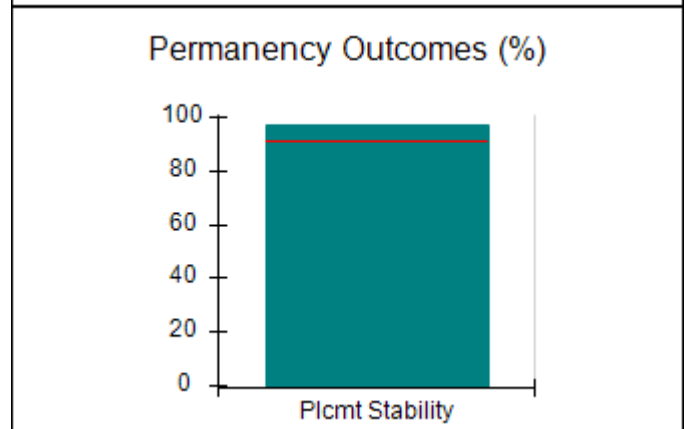
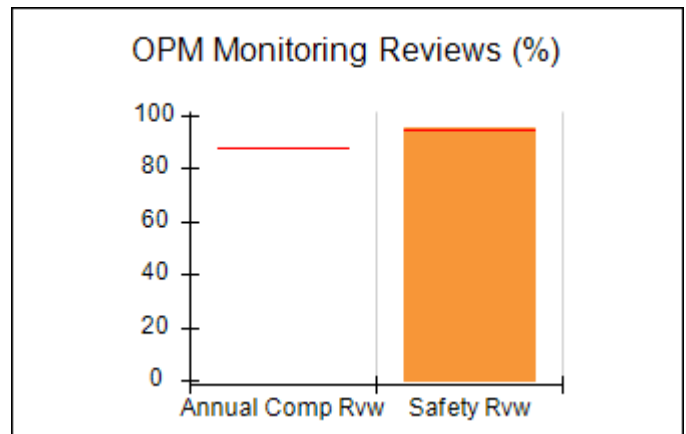
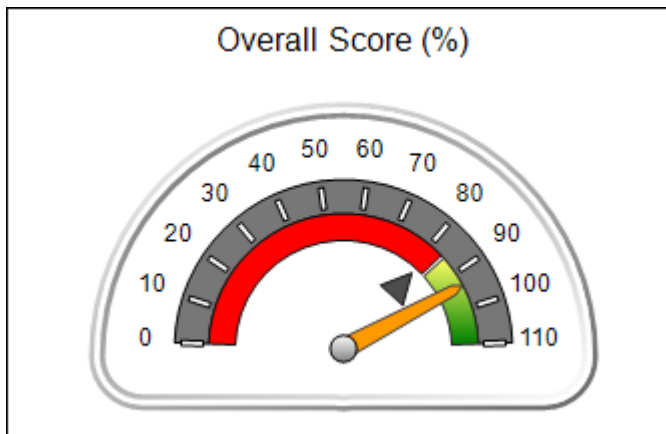


Provider/Program Name: Bethany Christian Services - Bogart (5215) - CPA

188 Ben Burton Circle, Bogart, GA 30622 Phone: 706-395-7034 Vendor ID# 135987	Quarterly Scores (Grades)		Current Quarter Score (Grade)
	Q1: 83.40 (B-)	Q2: 95.83 (A)	93.78% (A-)
	Q3: 93.78 (A-)	Q4: (N/A)	
# New Foster Homes During Quarter: 5	# Children in Care During Quarter: 102	# Placements During Quarter: 104	# Children in Care On Last Day: 88

Quarterly Provider Comparisons to All CPAs

▼ — indicates average for all CPAs





DHS, DFCS, Office of Provider Management
Performance-Based Placement Measures
RBWO Provider GA+SCORECARD - CPA
Report Quarter: Q3 FY2018



Provider/Program Name: Bethany Christian Services - Bogart (5215) - CPA

188 Ben Burton Circle, Bogart, GA 30622 Phone: 706-395-7034 Vendor ID# 135987		Quarterly Scores (Grades)		Current Quarter Score (Grade)
		Q1: 83.40 (B-)	Q2: 95.83 (A)	93.78%
		Q3: 93.78 (A-)	Q4: (N/A)	(A-)
# New Foster Homes During Quarter: 5		# Children in Care During Quarter: 102	# Placements During Quarter: 104	# Children in Care On Last Day: 88
	Avg Performance All CPAs (%)	Provider Performance (%)*	Possible Points (Weight)	Provider Points Earned
OPM Monitoring Reviews				
Annual Comprehensive Reviews	88%	Not Yet Conducted		
Safety Reviews	94%	95%	15	14.27
Monitoring Sub-Total			15	14.27
CPA Safety Outcomes				
Incidence of Maltreatment	0.02%	No Substantiated Reports	10	10.00
Staff Training	90%	100%	10	5.00
Safety Sub-Total			20	20.00
CPA Permanency Outcomes				
Placement Stability	92%	97%	15	14.55
Permanency Sub-Total			15	14.55
CPA Well-Being Outcomes				
EPSDT Medical Visits	85%	71%	4	2.84
EPSDT Dental Visits	79%	74%	4	2.96
Academic Supports	74%	35%	3	1.05
Provider ECEM Visits	91%	78%	7	5.46
Provider General Contacts	88%	69%	7	4.83
Placements with Siblings	64%	86%	Not Scored	Not Scored
Placements within Legal County	19%	21%	Not Scored	Not Scored
Well-Being Sub-Total			25	17.14

*Performance calculation descriptions can be found in the FY 2017 RBWO PBP Measurements and Standards Guide.

Monitoring & Outcomes: Possible Points = 75		Points Earned: 65.96	
Score Before Incentives Credit			87.94%
Incentives Awarded			5.84 pts
PBP Verification			N/A pts
Total Score			93.78%

Provider/Program Name: Bethany Christian Services - Bogart (5215) - CPA



DHS, DFCS, Office of Provider Management
Performance-Based Placement Measures
RBWO Provider GA+SCORECARD - CPA



Report Quarter: Q3 FY2018

# New Foster Homes During Quarter: 5		# Children in Care During Quarter: 102	# Placements During Quarter: 104	# Children in Care On Last Day: 88
CPA Incentive Credits	Avg Performance All CPAs (%)	Provider Performance (%)*	Possible Points (Weight)	Provider Points Earned
Early EPSDT Medical Visits		36%	2	0.72
Early EPSDT Dental Visits		31%	2	0.62
Permanency Contacts		0%	5	0.00
Additional Academic Supports		0%	2	0.00
Foster Hm Retention Rate (threshold = 90)		68%	2	0.00
Foster Hm Recruitment (threshold = 100)		175%	2	2.00
Active Agency Accreditation		50%	4	2.00
Staff Clinical Licensure		10%	5	0.50
Incentives Total	5.21		24	5.84
Maximum total combined incentive credit allowed is 10 points.			Incentives Awarded	5.84
*Performance calculation descriptions can be found in the FY 2017 RBWO PBP Measurements and Standards Guide.				

Child Protective Services Investigations and Dispositions

The following investigations data, which is not used for scoring but is considered significant to a provider's performance, is from Georgia SHINES and is not considered final or complete until the end of the fiscal year.

Total Reports:	2	
Number Screened In:	1	
Number Screened Out:	1	
Number Substantiated:	0	
Number Unsubstantiated:	2	
Number Active CPS Investigations:	-1	



DHS, DFCS, Office of Provider Management
Performance-Based Placement Measures
RBWO Provider GA+SCORECARD - CPA
Report Quarter: Q3 FY2018



Provider/Program Name: Bethany Christian Services - Columbus (574) - CPA

3907 Macon Road, Columbus, GA 31907

Phone: 770-455-7111

Vendor ID# 35248

Quarterly Scores (Grades)

Q1: 95.87 (A)

Q2: 99.89 (A+)

Q3: 98.74 (A+)

Q4: (N/A)

Current Quarter Score (Grade)

98.74%

(A+)

New Foster Homes During Quarter: 0

Children in Care During Quarter: 10

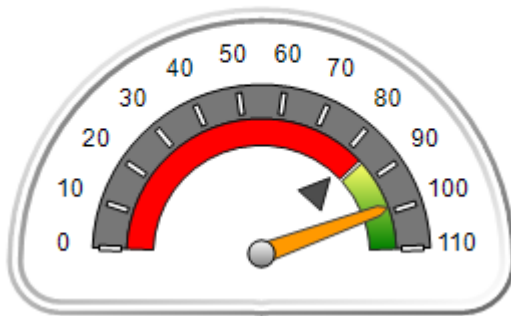
Placements During Quarter: 10

Children in Care On Last Day: 7

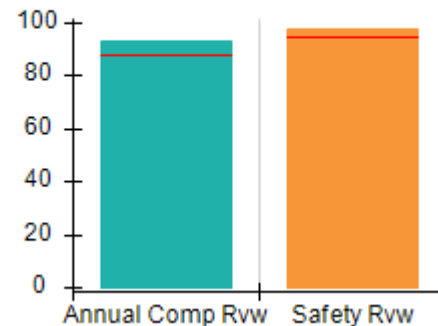
Quarterly Provider Comparisons to All CPAs

— indicates average for all CPAs

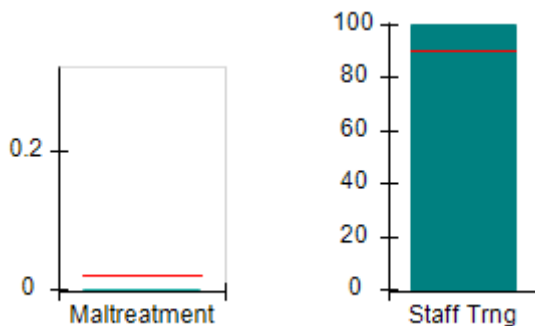
Overall Score (%)



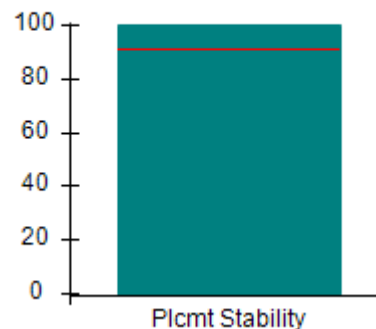
OPM Monitoring Reviews (%)



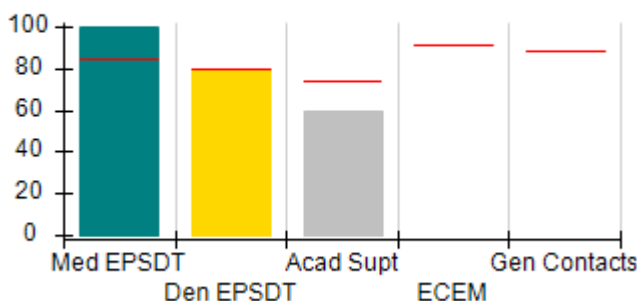
Safety Outcomes (%)



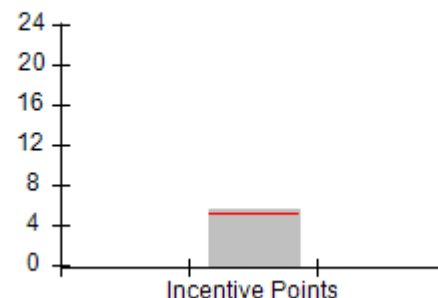
Permanency Outcomes (%)



Well-Being Outcomes (%)



Incentives Earned (Points)





DHS, DFCS, Office of Provider Management
Performance-Based Placement Measures
RBWO Provider GA+SCORECARD - CPA
Report Quarter: Q3 FY2018



Provider/Program Name: Bethany Christian Services - Columbus (574) - CPA

3907 Macon Road, Columbus, GA 31907		Quarterly Scores (Grades)		Current Quarter Score (Grade)
Phone: 770-455-7111		Q1: 95.87 (A)	Q2: 99.89 (A+)	98.74%
Vendor ID# 35248		Q3: 98.74 (A+)	Q4: (N/A)	(A+)
# New Foster Homes During Quarter: 0		# Children in Care During Quarter: 10	# Placements During Quarter: 10	# Children in Care On Last Day: 7
	Avg Performance All CPAs (%)	Provider Performance (%)*	Possible Points (Weight)	Provider Points Earned
OPM Monitoring Reviews				
Annual Comprehensive Reviews	88%	93%	25	23.17
Safety Reviews	94%	98%	15	14.64
Monitoring Sub-Total			40	37.81
CPA Safety Outcomes				
Incidence of Maltreatment	0.02%	No Substantiated Reports	10	10.00
Staff Training	90%	100%	10	5.00
Safety Sub-Total			20	20.00
CPA Permanency Outcomes				
Placement Stability	92%	100%	15	15.00
Permanency Sub-Total			15	15.00
CPA Well-Being Outcomes				
EPSDT Medical Visits	85%	100%	9.1	9.08
EPSDT Dental Visits	79%	80%	9.1	7.26
Academic Supports	74%	60%	6.8	4.09
Provider ECEM Visits	91%	Not Eligible	N/A	
Provider General Contacts	88%	Not Eligible	N/A	
Placements with Siblings	64%	100%	Not Scored	Not Scored
Placements within Legal County	19%	0%	Not Scored	Not Scored
Well-Being Sub-Total			25	20.43

*Performance calculation descriptions can be found in the FY 2017 RBWO PBP Measurements and Standards Guide.

Monitoring & Outcomes: Possible Points = 100		Points Earned: 93.24	
Score Before Incentives Credit			93.24%
Incentives Awarded			5.50 pts
PBP Verification			N/A pts
Total Score			98.74%

Provider/Program Name: Bethany Christian Services - Columbus (574) - CPA



DHS, DFCS, Office of Provider Management
Performance-Based Placement Measures
RBWO Provider GA+SCORECARD - CPA



Report Quarter: Q3 FY2018

# New Foster Homes During Quarter: 0		# Children in Care During Quarter: 10	# Placements During Quarter: 10	# Children in Care On Last Day: 7
CPA Incentive Credits	Avg Performance All CPAs (%)	Provider Performance (%)*	Possible Points (Weight)	Provider Points Earned
Early EPSDT Medical Visits		Not Eligible	2	
Early EPSDT Dental Visits		50%	2	1.00
Permanency Contacts		0%	5	0.00
Additional Academic Supports		0%	2	0.00
Foster Hm Retention Rate (threshold = 90)		0%	2	0.00
Foster Hm Recruitment (threshold = 100)		100%	2	2.00
Active Agency Accreditation		50%	4	2.00
Staff Clinical Licensure		10%	5	0.50
Incentives Total	5.21		24	5.50
Maximum total combined incentive credit allowed is 10 points.			Incentives Awarded	5.50
*Performance calculation descriptions can be found in the FY 2017 RBWO PBP Measurements and Standards Guide.				

Child Protective Services Investigations and Dispositions

The following investigations data, which is not used for scoring but is considered significant to a provider's performance, is from Georgia SHINES and is not considered final or complete until the end of the fiscal year.

Total Reports:	2	
Number Screened In:	0	
Number Screened Out:	2	
Number Substantiated:	0	
Number Unsubstantiated:	0	
Number Active CPS Investigations:	0	



DHS, DFCS, Office of Provider Management

Performance-Based Placement Measures

RBWO Provider GA+SCORECARD - CPA



Report Quarter: Q3 FY2018

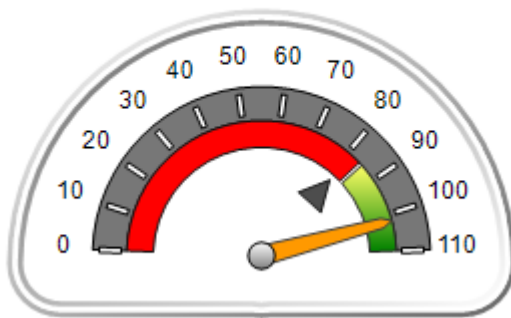
Provider/Program Name: Bloom Our Youth - (5208) - CPA

150 Marquis Dr, Fayetteville, GA 30214 Phone: 770-461-7020 Vendor ID# 133541	Quarterly Scores (Grades)		Current Quarter Score (Grade)
	Q1: 99.37 (A+)	Q2: 102.76 (A+)	101.87% (A+)
	Q3: 101.87 (A+)	Q4: (N/A)	
# New Foster Homes During Quarter: 3	# Children in Care During Quarter: 54	# Placements During Quarter: 54	# Children in Care On Last Day: 47

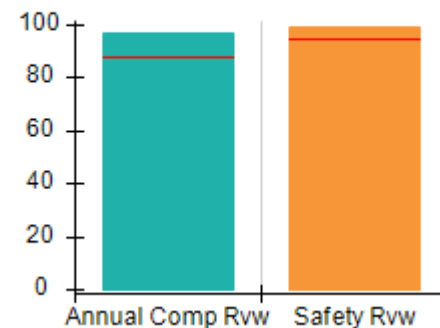
Quarterly Provider Comparisons to All CPAs

▼ — indicates average for all CPAs

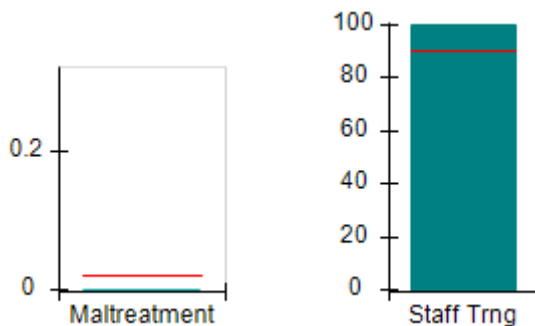
Overall Score (%)



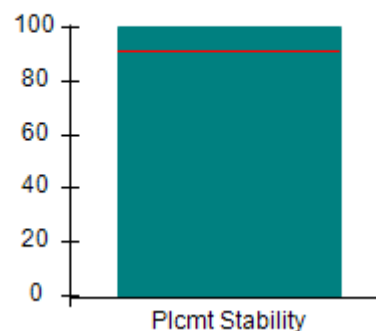
OPM Monitoring Reviews (%)



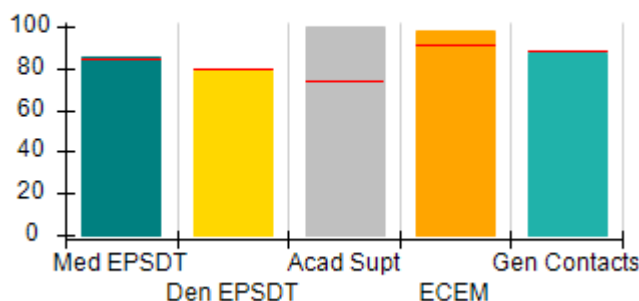
Safety Outcomes (%)



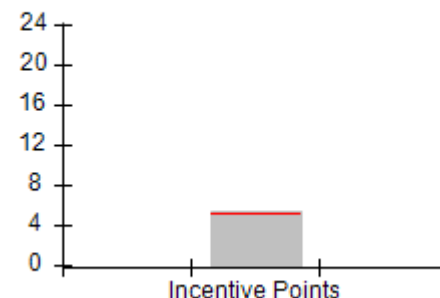
Permanency Outcomes (%)



Well-Being Outcomes (%)



Incentives Earned (Points)





DHS, DFCS, Office of Provider Management
Performance-Based Placement Measures
RBWO Provider GA+SCORECARD - CPA
Report Quarter: Q3 FY2018



Provider/Program Name: Bloom Our Youth - (5208) - CPA

150 Marquis Dr, Fayetteville, GA 30214 Phone: 770-461-7020 Vendor ID# 133541		Quarterly Scores (Grades)		Current Quarter Score (Grade)
		Q1: 99.37 (A+)	Q2: 102.76 (A+)	101.87% (A+)
		Q3: 101.87 (A+)	Q4: (N/A)	
# New Foster Homes During Quarter: 3		# Children in Care During Quarter: 54	# Placements During Quarter: 54	# Children in Care On Last Day: 47
	Avg Performance All CPAs (%)	Provider Performance (%)*	Possible Points (Weight)	Provider Points Earned
OPM Monitoring Reviews				
Annual Comprehensive Reviews	88%	97%	25	24.16
Safety Reviews	94%	99%	15	14.80
Monitoring Sub-Total			40	38.96
CPA Safety Outcomes				
Incidence of Maltreatment	0.02%	No Substantiated Reports	10	10.00
Staff Training	90%	100%	10	5.00
Safety Sub-Total			20	20.00
CPA Permanency Outcomes				
Placement Stability	92%	100%	15	15.00
Permanency Sub-Total			15	15.00
CPA Well-Being Outcomes				
EPSDT Medical Visits	85%	85%	4	3.40
EPSDT Dental Visits	79%	79%	4	3.16
Academic Supports	74%	100%	3	3.00
Provider ECEM Visits	91%	98%	7	6.86
Provider General Contacts	88%	87%	7	6.09
Placements with Siblings	64%	88%	Not Scored	Not Scored
Placements within Legal County	19%	8%	Not Scored	Not Scored
Well-Being Sub-Total			25	22.51

*Performance calculation descriptions can be found in the FY 2017 RBWO PBP Measurements and Standards Guide.

Monitoring & Outcomes: Possible Points = 100	Points Earned: 96.47
Score Before Incentives Credit	96.47%
Incentives Awarded	5.40 pts
PBP Verification	N/A pts
Total Score	101.87%

Provider/Program Name: Bloom Our Youth - (5208) - CPA



DHS, DFCS, Office of Provider Management
Performance-Based Placement Measures
RBWO Provider GA+SCORECARD - CPA



Report Quarter: Q3 FY2018

# New Foster Homes During Quarter: 3		# Children in Care During Quarter: 54	# Placements During Quarter: 54	# Children in Care On Last Day: 47
CPA Incentive Credits	Avg Performance All CPAs (%)	Provider Performance (%)*	Possible Points (Weight)	Provider Points Earned
Early EPSDT Medical Visits		100%	2	2.00
Early EPSDT Dental Visits		45%	2	0.90
Permanency Contacts		None Planned	5	
Additional Academic Supports		100%	2	2.00
Foster Hm Retention Rate (threshold = 90)		88%	2	0.00
Foster Hm Recruitment (threshold = 100)		75%	2	0.00
Active Agency Accreditation		0%	4	0.00
Staff Clinical Licensure		10%	5	0.50
Incentives Total	5.21		24	5.40
Maximum total combined incentive credit allowed is 10 points.			Incentives Awarded	5.40
*Performance calculation descriptions can be found in the FY 2017 RBWO PBP Measurements and Standards Guide.				

Child Protective Services Investigations and Dispositions

The following investigations data, which is not used for scoring but is considered significant to a provider's performance, is from Georgia SHINES and is not considered final or complete until the end of the fiscal year.

Total Reports:	1
Number Screened In:	0
Number Screened Out:	1
Number Substantiated:	0
Number Unsubstantiated:	0
Number Active CPS Investigations:	0



DHS, DFCS, Office of Provider Management
Performance-Based Placement Measures
RBWO Provider GA+SCORECARD - CPA
Report Quarter: Q3 FY2018

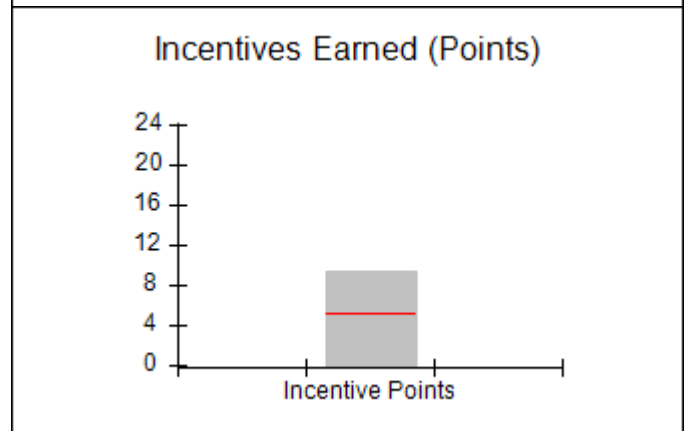
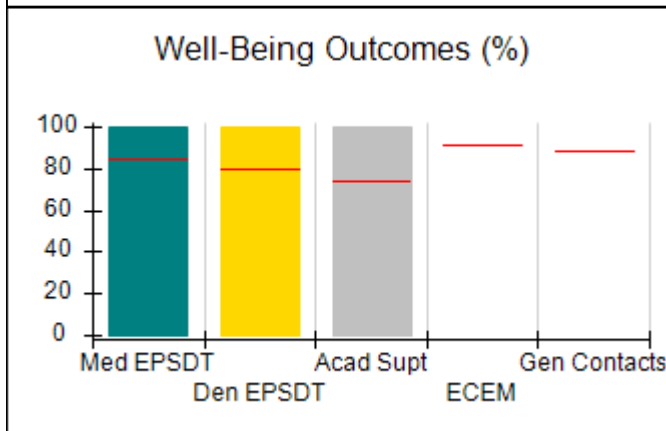
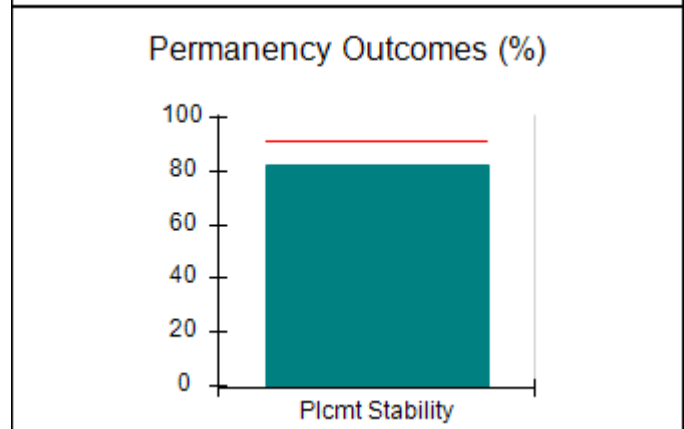
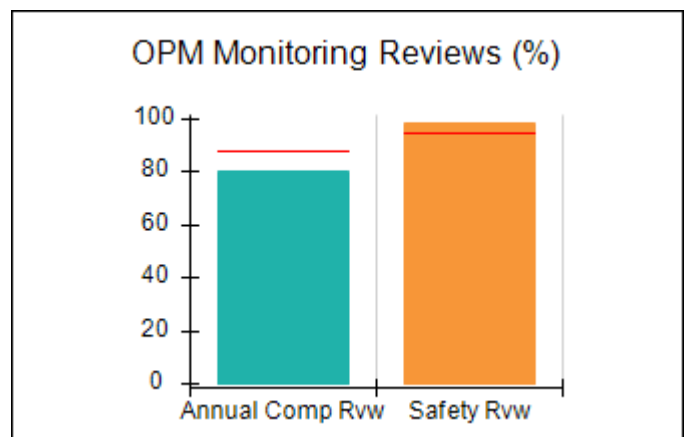
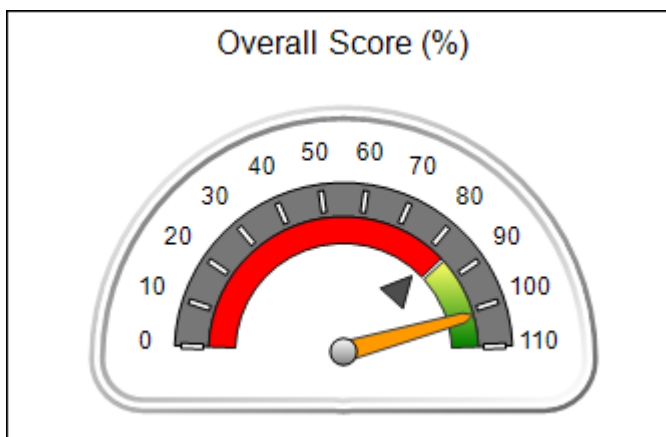


Provider/Program Name: Care4All Children Services, Inc. - College Park (5206) - CPA

1651 Phoenix Blvd, College Park, GA 30349 Phone: 678-719-9677 Vendor ID# 133468	Quarterly Scores (Grades)		Current Quarter Score (Grade)
	Q1: 101.39 (A+)	Q2: 101.89 (A+)	101.45% (A+)
	Q3: 101.45 (A+)	Q4: (N/A)	
# New Foster Homes During Quarter: 2	# Children in Care During Quarter: 33	# Placements During Quarter: 35	# Children in Care On Last Day: 15

Quarterly Provider Comparisons to All CPAs

▼ — indicates average for all CPAs





DHS, DFCS, Office of Provider Management
Performance-Based Placement Measures
RBWO Provider GA+SCORECARD - CPA
Report Quarter: Q3 FY2018



Provider/Program Name: Care4All Children Services, Inc. - College Park (5206) - CPA

1651 Phoenix Blvd, College Park, GA 30349 Phone: 678-719-9677 Vendor ID# 133468		Quarterly Scores (Grades)		Current Quarter Score (Grade)
		Q1: 101.39 (A+)	Q2: 101.89 (A+)	101.45% (A+)
		Q3: 101.45 (A+)	Q4: (N/A)	
# New Foster Homes During Quarter: 2		# Children in Care During Quarter: 33	# Placements During Quarter: 35	# Children in Care On Last Day: 15
	Avg Performance All CPAs (%)	Provider Performance (%)*	Possible Points (Weight)	Provider Points Earned
OPM Monitoring Reviews				
Annual Comprehensive Reviews	88%	80%	25	20.09
Safety Reviews	94%	98%	15	14.75
Monitoring Sub-Total			40	34.84
CPA Safety Outcomes				
Incidence of Maltreatment	0.02%	No Substantiated Reports	10	10.00
Staff Training	90%	100%	10	5.00
Safety Sub-Total			20	20.00
CPA Permanency Outcomes				
Placement Stability	92%	82%	15	12.30
Permanency Sub-Total			15	12.30
CPA Well-Being Outcomes				
EPSDT Medical Visits	85%	100%	9.1	9.08
EPSDT Dental Visits	79%	100%	9.1	9.08
Academic Supports	74%	100%	6.8	6.81
Provider ECEM Visits	91%	Not Eligible	N/A	
Provider General Contacts	88%	Not Eligible	N/A	
Placements with Siblings	64%	72%	Not Scored	Not Scored
Placements within Legal County	19%	0%	Not Scored	Not Scored
Well-Being Sub-Total			25	24.97

*Performance calculation descriptions can be found in the FY 2017 RBWO PBP Measurements and Standards Guide.

Monitoring & Outcomes: Possible Points = 100	Points Earned: 92.11
Score Before Incentives Credit	92.11%
Incentives Awarded	9.34 pts
PBP Verification	N/A pts
Total Score	101.45%

Provider/Program Name: Care4All Children Services, Inc. - College Park (5206) - CPA



DHS, DFCS, Office of Provider Management
Performance-Based Placement Measures
RBWO Provider GA+SCORECARD - CPA



Report Quarter: Q3 FY2018

# New Foster Homes During Quarter: 2		# Children in Care During Quarter: 33	# Placements During Quarter: 35	# Children in Care On Last Day: 15
CPA Incentive Credits	Avg Performance All CPAs (%)	Provider Performance (%)*	Possible Points (Weight)	Provider Points Earned
Early EPSDT Medical Visits		67%	2	1.34
Early EPSDT Dental Visits		100%	2	2.00
Permanency Contacts		None Planned	5	
Additional Academic Supports		100%	2	2.00
Foster Hm Retention Rate (threshold = 90)		100%	2	2.00
Foster Hm Recruitment (threshold = 100)		200%	2	2.00
Active Agency Accreditation		0%	4	0.00
Staff Clinical Licensure		0%	5	0.00
Incentives Total	5.21		24	9.34
Maximum total combined incentive credit allowed is 10 points.			Incentives Awarded	9.34
*Performance calculation descriptions can be found in the FY 2017 RBWO PBP Measurements and Standards Guide.				

Child Protective Services Investigations and Dispositions

The following investigations data, which is not used for scoring but is considered significant to a provider's performance, is from Georgia SHINES and is not considered final or complete until the end of the fiscal year.

Total Reports:	1	
Number Screened In:	1	
Number Screened Out:	0	
Number Substantiated:	0	
Number Unsubstantiated:	0	
Number Active CPS Investigations:	1	

**Performance-Based Placement Measures**
RBWO Provider GA+SCORECARD - CPA

Report Quarter: Q3 FY2018

Provider/Program Name: Care4All Children Services, Inc. - Lawrenceville (5147) - CPA1174 McKendree Church Rd , Lawrenceville,
GA 30043

Phone: 678-719-9677

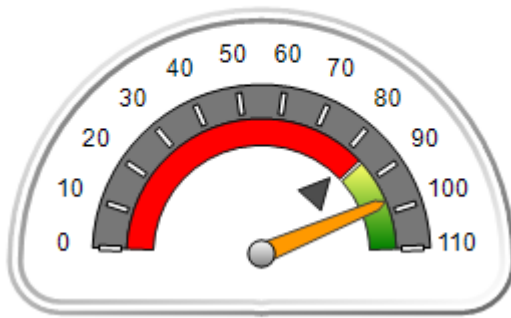
Vendor ID# 115381

	Quarterly Scores (Grades)		Current Quarter Score (Grade)
	Q1: 98.11 (A+)	Q2: 98.26 (A+)	97.08% (A+)
	Q3: 97.08 (A+)	Q4: N/A	
# New Foster Homes During Quarter: 4	# Children in Care During Quarter: 88	# Placements During Quarter: 94	# Children in Care On Last Day: 57

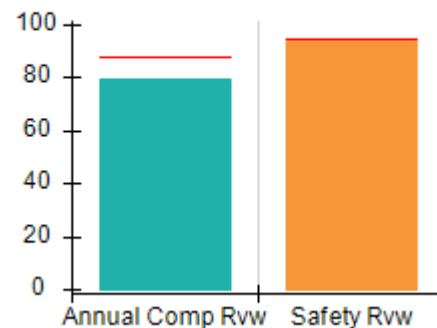
Quarterly Provider Comparisons to All CPAs

▼ — indicates average for all CPAs

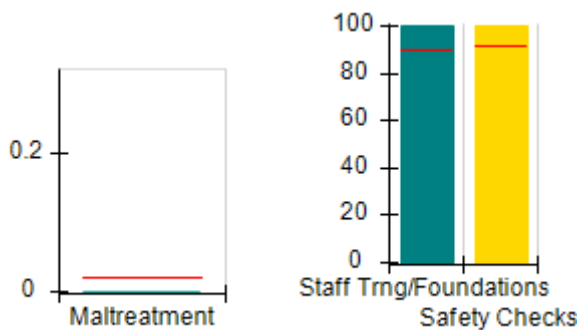
Overall Score (%)



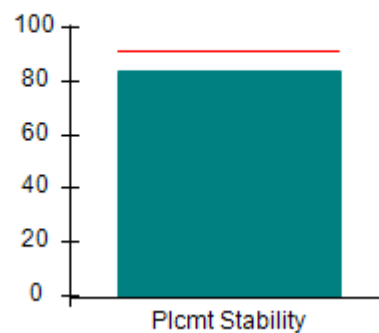
OPM Monitoring Reviews (%)



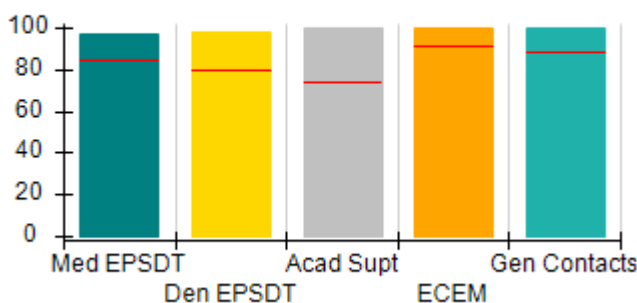
Safety Outcomes (%)



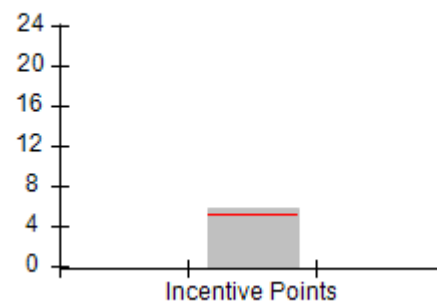
Permanency Outcomes (%)



Well-Being Outcomes (%)



Incentives Earned (Points)





Performance-Based Placement Measures

RBWO Provider GA+SCORECARD - CPA

Report Quarter: Q3 FY2018

Provider/Program Name: Care4All Children Services, Inc. - Lawrenceville (5147) - CPA

1174 McKendree Church Rd , Lawrenceville, GA 30043

Phone: 678-719-9677

Vendor ID# 115381

Quarterly Scores (Grades)**Current Quarter Score (Grade)**

Q1: 98.11 (A+)

Q2: 98.26 (A+)

97.08%

Q3: 97.08 (A+)

Q4: N/A

(A+)

New Foster Homes During Quarter: 4

Children in Care During Quarter: 88

Placements During Quarter: 94

Children in Care On Last Day: 57

Avg
Performance All
CPAs (%)Provider
Performance (%)*Possible Points
(Weight)Provider Points
Earned**OPM Monitoring Reviews**

Annual Comprehensive Reviews	88%	79%	25	19.76
Safety Reviews	94%	94%	15	14.09
Monitoring Sub-Total			40	33.84

CPA Safety Outcomes

Incidence of Maltreatment	0.02%	No Substantiated Reports	10	10.00
Staff Training	90%	100%	5	5.00
Staff Safety Checks	92%	100%	5	5.00
Safety Sub-Total			20	20.00

CPA Permanency Outcomes

Placement Stability	92%	84%	15	12.60
Permanency Sub-Total			15	12.60

CPA Well-Being Outcomes

EPSDT Medical Visits	85%	97%	4	3.88
EPSDT Dental Visits	79%	98%	4	3.92
Academic Supports	74%	100%	3	3.00
Provider ECEM Visits	91%	100%	7	7.00
Provider General Contacts	88%	100%	7	7.00
Placements with Siblings	64%	64%	Not Scored	Not Scored
Placements within Legal County	19%	12%	Not Scored	Not Scored
Well-Being Sub-Total			25	24.80

*Performance calculation descriptions can be found in the FY 2018 RBWO PBP Measurements and Standards Guide.

Monitoring & Outcomes: Possible Points = 100**Points Earned: 91.24****Score Before Incentives Credit****91.24%****Incentives Awarded****5.84 pts****PBP Verification****N/A pts****Total Score****97.08%**

**Performance-Based Placement Measures**
RBWO Provider GA+SCORECARD - CPA

Report Quarter: Q3 FY2018

Provider/Program Name: Care4All Children Services, Inc. - Lawrenceville (5147) - CPA

# New Foster Homes During Quarter: 4		# Children in Care During Quarter: 88	# Placements During Quarter: 94	# Children in Care On Last Day: 57
CPA Incentive Credits	Avg Performance All CPAs (%)	Provider Performance (%)*	Possible Points (Weight)	Provider Points Earned
Early EPSDT Medical Visits		100%	2	2.00
Early EPSDT Dental Visits		93%	2	1.86
Permanency Contacts		None Planned	5	
Additional Academic Supports		99%	2	1.98
Foster Hm Retention Rate (threshold = 90)		86%	2	0.00
Foster Hm Recruitment (threshold = 100)		75%	2	0.00
Active Agency Accreditation		0%	4	0.00
Staff Clinical Licensure		0%	5	0.00
Incentives Total	5.21		24	5.84
Maximum total combined incentive credit allowed is 10 points.			Incentives Awarded	5.84
*Performance calculation descriptions can be found in the FY 2018 RBWO PBP Measurements and Standards Guide.				

Child Protective Services Investigations and Dispositions

The following investigations data, which is not used for scoring but is considered significant to a provider's performance, is from Georgia SHINES and is not considered final or complete until the end of the fiscal year.

Total Reports:	10
Number Screened In:	4
Number Screened Out:	6
Number Substantiated:	0
Number Unsubstantiated:	6
Number Active CPS Investigations:	-2

**Performance-Based Placement Measures**
RBWO Provider GA+SCORECARD - CPA

Report Quarter: Q3 FY2018

Provider/Program Name: Centerstone of Tennessee - (5203) - CPA

206 West Hawthorne Street, Dalton, GA 30720

Phone: 706-618-7784

Vendor ID# 132186

Quarterly Scores (Grades)**Current Quarter Score (Grade)**

Q1: 101.32 (A+)

Q2: 102.63 (A+)

102.47%

Q3: 102.47 (A+)

Q4: N/A

(A+)

New Foster Homes During Quarter: 0

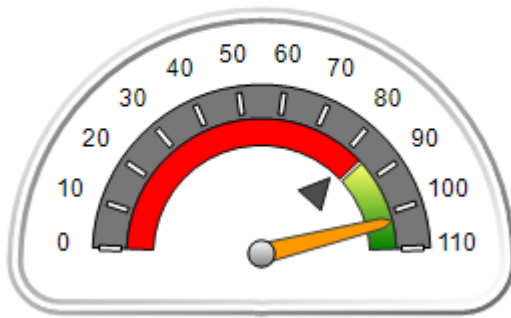
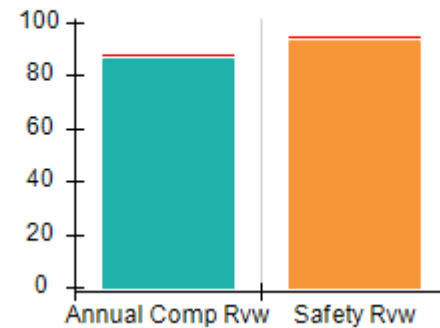
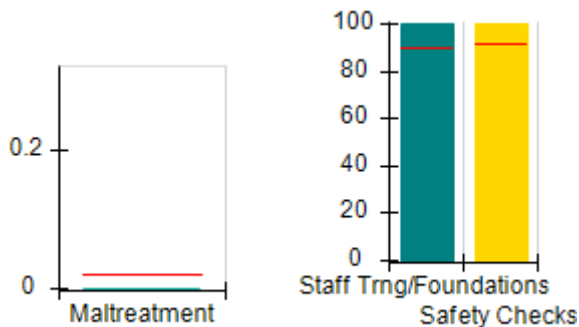
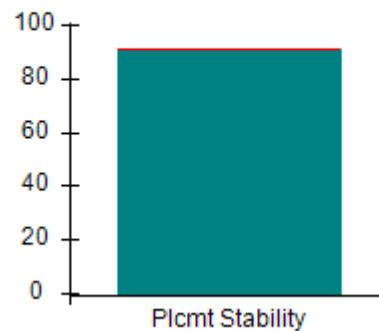
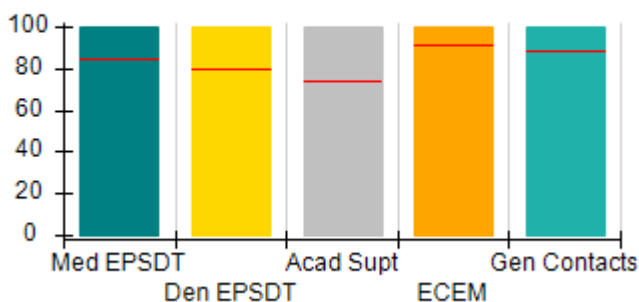
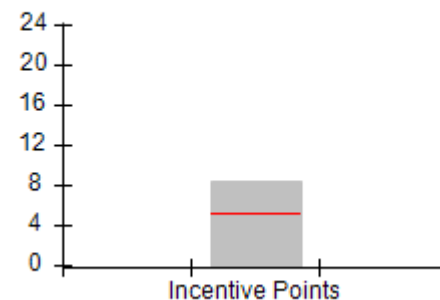
Children in Care During Quarter: 11

Placements During Quarter: 11

Children in Care On Last Day: 5

Quarterly Provider Comparisons to All CPAs

indicates average for all CPAs

Overall Score (%)**OPM Monitoring Reviews (%)****Safety Outcomes (%)****Permanency Outcomes (%)****Well-Being Outcomes (%)****Incentives Earned (Points)**



Performance-Based Placement Measures

RBWO Provider GA+SCORECARD - CPA

Report Quarter: Q3 FY2018

Provider/Program Name: Centerstone of Tennessee - (5203) - CPA

206 West Hawthorne Street, Dalton, GA 30720

Phone: 706-618-7784

Vendor ID# 132186

Quarterly Scores (Grades)**Current Quarter Score (Grade)**

Q1: 101.32 (A+)

Q2: 102.63 (A+)

102.47%

Q3: 102.47 (A+)

Q4: N/A

(A+)

New Foster Homes During Quarter: 0

Children in Care During Quarter: 11

Placements During Quarter: 11

Children in Care On Last Day: 5

Avg
Performance All
CPAs (%)Provider
Performance (%)*Possible Points
(Weight)Provider Points
Earned**OPM Monitoring Reviews**

Annual Comprehensive Reviews	88%	86%	25	21.60
Safety Reviews	94%	93%	15	13.88
Monitoring Sub-Total			40	35.48

CPA Safety Outcomes

Incidence of Maltreatment	0.02%	No Substantiated Reports	10	10.00
Staff Training	90%	100%	5	5.00
Staff Safety Checks	92%	100%	5	5.00
Safety Sub-Total			20	20.00

CPA Permanency Outcomes

Placement Stability	92%	91%	15	13.65
Permanency Sub-Total			15	13.65

CPA Well-Being Outcomes

EPSDT Medical Visits	85%	100%	4	4.00
EPSDT Dental Visits	79%	100%	4	4.00
Academic Supports	74%	100%	3	3.00
Provider ECEM Visits	91%	100%	7	7.00
Provider General Contacts	88%	100%	7	7.00
Placements with Siblings	64%	60%	Not Scored	Not Scored
Placements within Legal County	19%	0%	Not Scored	Not Scored
Well-Being Sub-Total			25	25.00

*Performance calculation descriptions can be found in the FY 2018 RBWO PBP Measurements and Standards Guide.

Monitoring & Outcomes: Possible Points = 100**Points Earned: 94.13****Score Before Incentives Credit****94.13%****Incentives Awarded****8.34 pts****PBP Verification****N/A pts****Total Score****102.47%**

**Performance-Based Placement Measures**
RBWO Provider GA+SCORECARD - CPA

Report Quarter: Q3 FY2018

Provider/Program Name: Centerstone of Tennessee - (5203) - CPA

# New Foster Homes During Quarter: 0		# Children in Care During Quarter: 11	# Placements During Quarter: 11	# Children in Care On Last Day: 5
CPA Incentive Credits	Avg Performance All CPAs (%)	Provider Performance (%)*	Possible Points (Weight)	Provider Points Earned
Early EPSDT Medical Visits		100%	2	2.00
Early EPSDT Dental Visits		100%	2	2.00
Permanency Contacts		None Planned	5	
Additional Academic Supports		17%	2	0.34
Foster Hm Retention Rate (threshold = 90)		100%	2	2.00
Foster Hm Recruitment (threshold = 100)		0%	2	0.00
Active Agency Accreditation		50%	4	2.00
Staff Clinical Licensure		0%	5	0.00
Incentives Total	5.21		24	8.34
Maximum total combined incentive credit allowed is 10 points.			Incentives Awarded	8.34
*Performance calculation descriptions can be found in the FY 2018 RBWO PBP Measurements and Standards Guide.				

Child Protective Services Investigations and Dispositions

The following investigations data, which is not used for scoring but is considered significant to a provider's performance, is from Georgia SHINES and is not considered final or complete until the end of the fiscal year.

Total Reports:	1
Number Screened In:	0
Number Screened Out:	1
Number Substantiated:	0
Number Unsubstantiated:	0
Number Active CPS Investigations:	0



DHS, DFCS, Office of Provider Management
Performance-Based Placement Measures
RBWO Provider GA+SCORECARD - CPA
Report Quarter: Q3 FY2018



Provider/Program Name: Childkind, Inc - (583) - CPA

1990 Lakeside Parkway, Tucker, GA 30084

Phone: 404-248-1980

Vendor ID# 35271

Quarterly Scores (Grades)

Q1: 101.25 (A+)

Q2: 103.40 (A+)

Q3: 98.57 (A+)

Q4: (N/A)

Current Quarter Score (Grade)

98.57%

(A+)

New Foster Homes During Quarter: 3

Children in Care During Quarter: 80

Placements During Quarter: 81

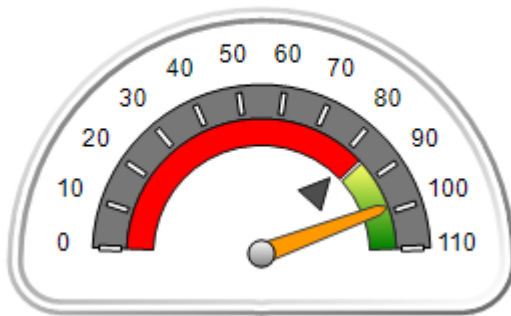
Children in Care On Last Day: 65

Quarterly Provider Comparisons to All CPAs

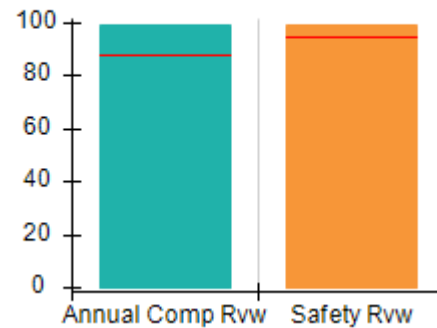


— indicates average for all CPAs

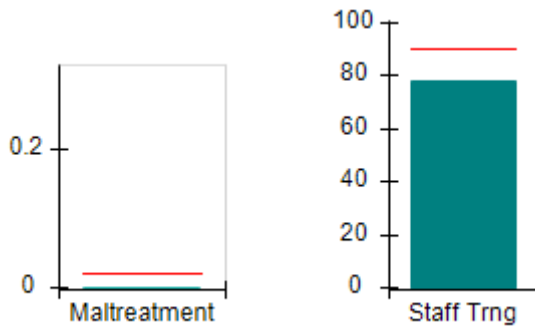
Overall Score (%)



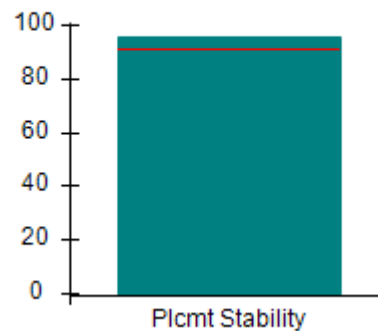
OPM Monitoring Reviews (%)



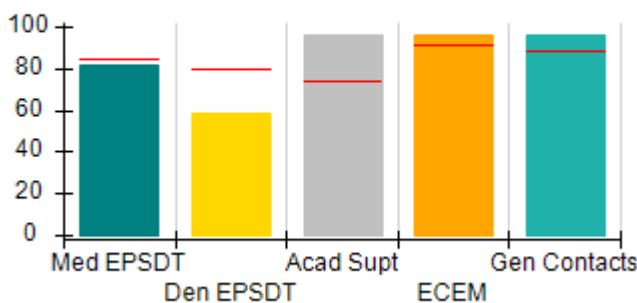
Safety Outcomes (%)



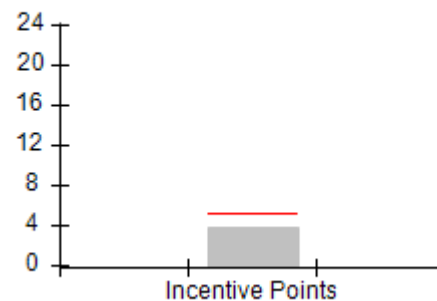
Permanency Outcomes (%)



Well-Being Outcomes (%)



Incentives Earned (Points)





DHS, DFCS, Office of Provider Management
Performance-Based Placement Measures
RBWO Provider GA+SCORECARD - CPA
Report Quarter: Q3 FY2018



Provider/Program Name: Childkind, Inc - (583) - CPA

1990 Lakeside Parkway, Tucker, GA 30084 Phone: 404-248-1980 Vendor ID# 35271		Quarterly Scores (Grades)		Current Quarter Score (Grade)
		Q1: 101.25 (A+)	Q2: 103.40 (A+)	98.57%
		Q3: 98.57 (A+)	Q4: (N/A)	(A+)
# New Foster Homes During Quarter: 3		# Children in Care During Quarter: 80	# Placements During Quarter: 81	# Children in Care On Last Day: 65
	Avg Performance All CPAs (%)	Provider Performance (%)*	Possible Points (Weight)	Provider Points Earned
OPM Monitoring Reviews				
Annual Comprehensive Reviews	88%	99%	25	24.75
Safety Reviews	94%	99%	15	14.88
Monitoring Sub-Total			40	39.63
CPA Safety Outcomes				
Incidence of Maltreatment	0.02%	No Substantiated Reports	10	10.00
Staff Training	90%	78%	10	3.90
Safety Sub-Total			20	18.90
CPA Permanency Outcomes				
Placement Stability	92%	96%	15	14.40
Permanency Sub-Total			15	14.40
CPA Well-Being Outcomes				
EPSDT Medical Visits	85%	82%	4	3.28
EPSDT Dental Visits	79%	59%	4	2.36
Academic Supports	74%	96%	3	2.88
Provider ECEM Visits	91%	96%	7	6.72
Provider General Contacts	88%	96%	7	6.72
Placements with Siblings	64%	66%	Not Scored	Not Scored
Placements within Legal County	19%	0%	Not Scored	Not Scored
Well-Being Sub-Total			25	21.96

*Performance calculation descriptions can be found in the FY 2017 RBWO PBP Measurements and Standards Guide.

Monitoring & Outcomes: Possible Points = 100	Points Earned: 94.89
Score Before Incentives Credit	94.89%
Incentives Awarded	3.68 pts
PBP Verification	N/A pts
Total Score	98.57%

Provider/Program Name: Childkind, Inc - (583) - CPA



DHS, DFCS, Office of Provider Management
Performance-Based Placement Measures
RBWO Provider GA+SCORECARD - CPA



Report Quarter: Q3 FY2018

# New Foster Homes During Quarter: 3		# Children in Care During Quarter: 80	# Placements During Quarter: 81	# Children in Care On Last Day: 65
CPA Incentive Credits	Avg Performance All CPAs (%)	Provider Performance (%)*	Possible Points (Weight)	Provider Points Earned
Early EPSDT Medical Visits		57%	2	1.14
Early EPSDT Dental Visits		27%	2	0.54
Permanency Contacts		None Planned	5	
Additional Academic Supports		0%	2	0.00
Foster Hm Retention Rate (threshold = 90)		69%	2	0.00
Foster Hm Recruitment (threshold = 100)		50%	2	0.00
Active Agency Accreditation		50%	4	2.00
Staff Clinical Licensure		0%	5	0.00
Incentives Total	5.21		24	3.68
Maximum total combined incentive credit allowed is 10 points.			Incentives Awarded	3.68
*Performance calculation descriptions can be found in the FY 2017 RBWO PBP Measurements and Standards Guide.				

Child Protective Services Investigations and Dispositions

The following investigations data, which is not used for scoring but is considered significant to a provider's performance, is from Georgia SHINES and is not considered final or complete until the end of the fiscal year.

Total Reports:	4	
Number Screened In:	3	
Number Screened Out:	1	
Number Substantiated:	0	
Number Unsubstantiated:	0	
Number Active CPS Investigations:	3	



DHS, DFCS, Office of Provider Management
Performance-Based Placement Measures
RBWO Provider GA+SCORECARD - CPA
Report Quarter: Q3 FY2018

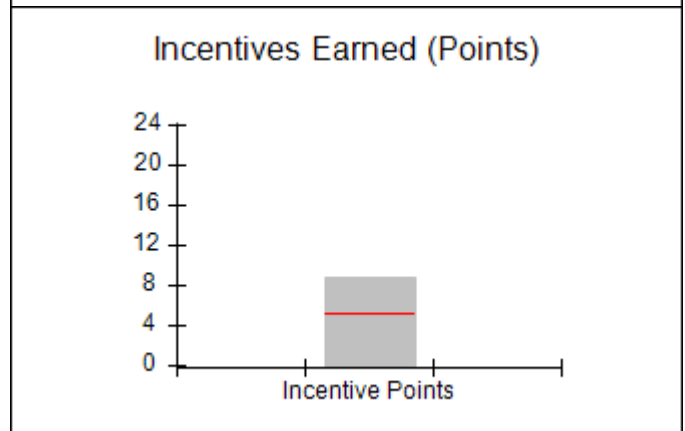
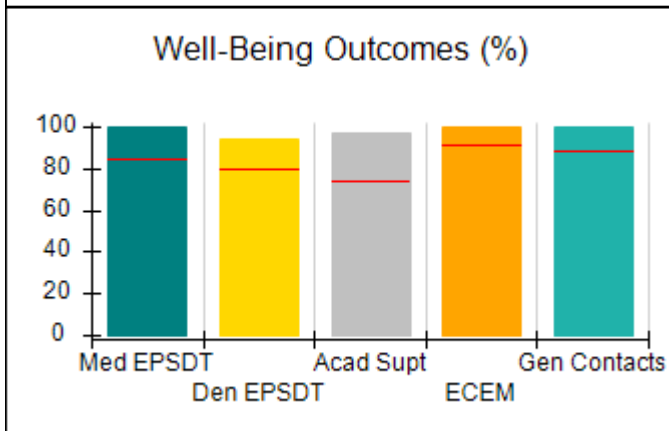
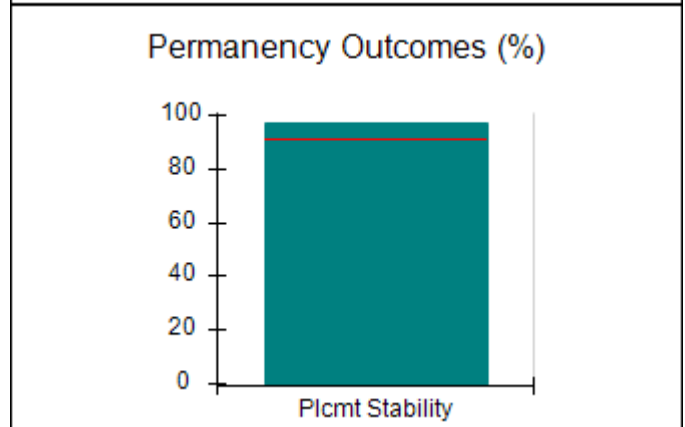
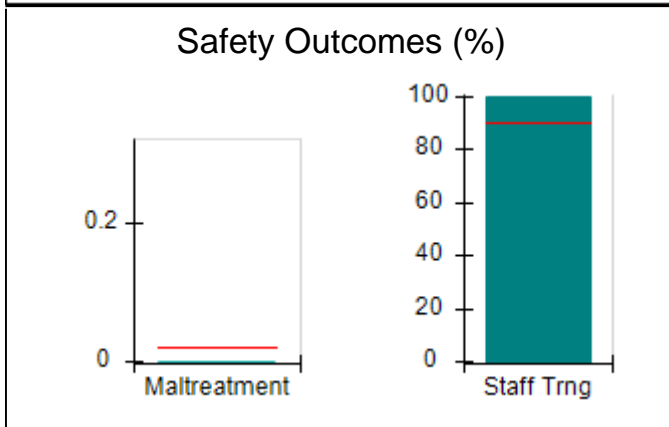
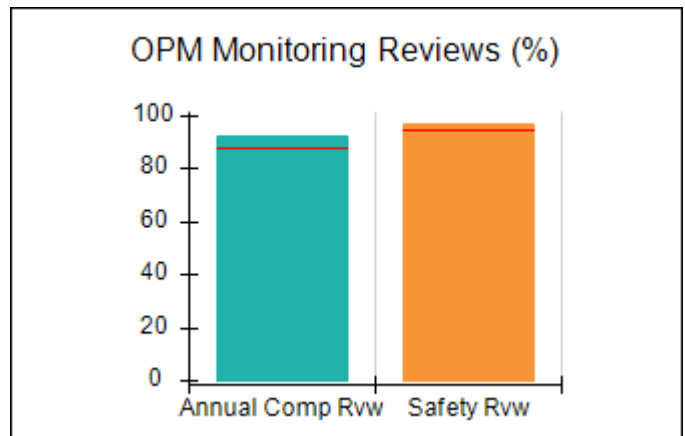
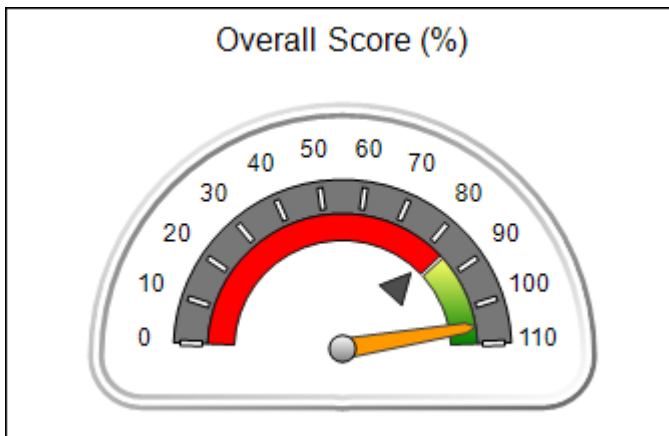


Provider/Program Name: Choices for Life Of GA - Valdosta (943) - CPA

2200 North Patterson, Valdosta, GA 31602 Phone: 229 244-1707 Vendor ID# 35275	Quarterly Scores (Grades)		Current Quarter Score (Grade)
	Q1: 106.43 (A+)	Q2: 104.08 (A+)	105.37% (A+)
	Q3: 105.37 (A+)	Q4: (N/A)	
# New Foster Homes During Quarter: 1	# Children in Care During Quarter: 39	# Placements During Quarter: 40	# Children in Care On Last Day: 39

Quarterly Provider Comparisons to All CPAs

▼ — indicates average for all CPAs





DHS, DFCS, Office of Provider Management
Performance-Based Placement Measures
RBWO Provider GA+SCORECARD - CPA
Report Quarter: Q3 FY2018



Provider/Program Name: Choices for Life Of GA - Valdosta (943) - CPA

2200 North Patterson, Valdosta, GA 31602 Phone: 229 244-1707 Vendor ID# 35275		Quarterly Scores (Grades)		Current Quarter Score (Grade)
		Q1: 106.43 (A+)	Q2: 104.08 (A+)	105.37% (A+)
		Q3: 105.37 (A+)	Q4: (N/A)	
# New Foster Homes During Quarter: 1		# Children in Care During Quarter: 39	# Placements During Quarter: 40	# Children in Care On Last Day: 39
	Avg Performance All CPAs (%)	Provider Performance (%)*	Possible Points (Weight)	Provider Points Earned
OPM Monitoring Reviews				
Annual Comprehensive Reviews	88%	92%	25	23.02
Safety Reviews	94%	96%	15	14.46
Monitoring Sub-Total			40	37.47
CPA Safety Outcomes				
Incidence of Maltreatment	0.02%	No Substantiated Reports	10	10.00
Staff Training	90%	100%	10	5.00
Safety Sub-Total			20	20.00
CPA Permanency Outcomes				
Placement Stability	92%	97%	15	14.55
Permanency Sub-Total			15	14.55
CPA Well-Being Outcomes				
EPSDT Medical Visits	85%	100%	4	4.00
EPSDT Dental Visits	79%	94%	4	3.76
Academic Supports	74%	97%	3	2.91
Provider ECEM Visits	91%	100%	7	7.00
Provider General Contacts	88%	100%	7	7.00
Placements with Siblings	64%	34%	Not Scored	Not Scored
Placements within Legal County	19%	50%	Not Scored	Not Scored
Well-Being Sub-Total			25	24.67

*Performance calculation descriptions can be found in the FY 2017 RBWO PBP Measurements and Standards Guide.

Monitoring & Outcomes: Possible Points = 100	Points Earned: 96.69
Score Before Incentives Credit	96.69%
Incentives Awarded	8.68 pts
PBP Verification	N/A pts
Total Score	105.37%

Provider/Program Name: Choices for Life Of GA - Valdosta (943) - CPA



DHS, DFCS, Office of Provider Management
Performance-Based Placement Measures
RBWO Provider GA+SCORECARD - CPA



Report Quarter: Q3 FY2018

# New Foster Homes During Quarter: 1		# Children in Care During Quarter: 39	# Placements During Quarter: 40	# Children in Care On Last Day: 39
CPA Incentive Credits	Avg Performance All CPAs (%)	Provider Performance (%)*	Possible Points (Weight)	Provider Points Earned
Early EPSDT Medical Visits		86%	2	1.72
Early EPSDT Dental Visits		79%	2	1.58
Permanency Contacts		0%	5	0.00
Additional Academic Supports		44%	2	0.88
Foster Hm Retention Rate (threshold = 90)		92%	2	2.00
Foster Hm Recruitment (threshold = 100)		33%	2	0.00
Active Agency Accreditation		50%	4	2.00
Staff Clinical Licensure		10%	5	0.50
Incentives Total	5.21		24	8.68
Maximum total combined incentive credit allowed is 10 points.			Incentives Awarded	8.68
*Performance calculation descriptions can be found in the FY 2017 RBWO PBP Measurements and Standards Guide.				

Child Protective Services Investigations and Dispositions

The following investigations data, which is not used for scoring but is considered significant to a provider's performance, is from Georgia SHINES and is not considered final or complete until the end of the fiscal year.

Total Reports:	0	
Number Screened In:	0	
Number Screened Out:	0	
Number Substantiated:	0	
Number Unsubstantiated:	0	
Number Active CPS Investigations:	0	



DHS, DFCS, Office of Provider Management
Performance-Based Placement Measures
RBWO Provider GA+SCORECARD - CPA
Report Quarter: Q3 FY2018



Provider/Program Name: CHRIS 180 Inc. - (5335) - CPA

1017 Fayetteville Rd, Atlanta, GA 30316

Phone: 404-564-3402

Vendor ID# 157648

Quarterly Scores (Grades)

Q1: (N/A)

Q2: (N/A)

Q3: 92.05 (A-)

Q4: (N/A)

Current Quarter Score (Grade)

92.05%

(A-)

New Foster Homes During Quarter: 7

Children in Care During Quarter: 14

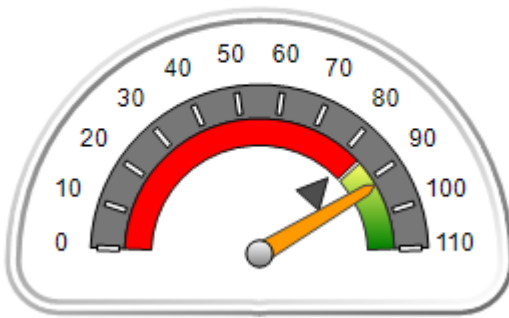
Placements During Quarter: 14

Children in Care On Last Day: 14

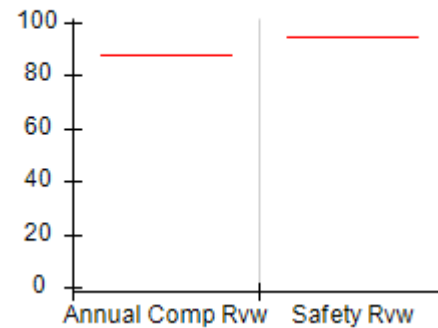
Quarterly Provider Comparisons to All CPAs

— indicates average for all CPAs

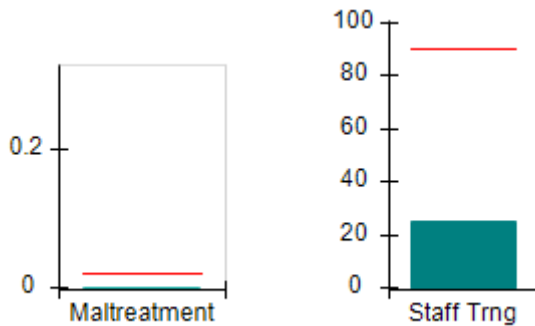
Overall Score (%)



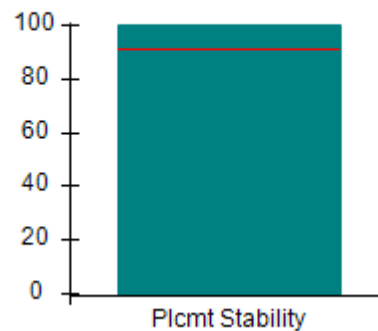
OPM Monitoring Reviews (%)



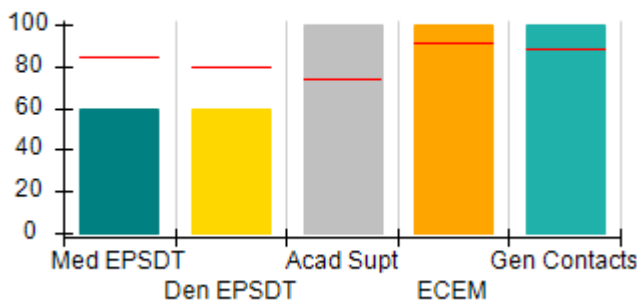
Safety Outcomes (%)



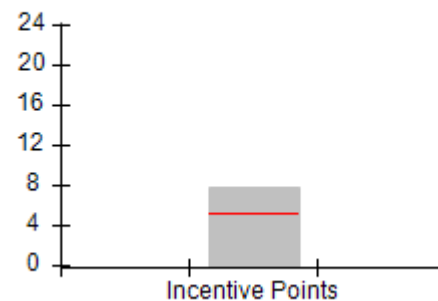
Permanency Outcomes (%)



Well-Being Outcomes (%)



Incentives Earned (Points)





DHS, DFCS, Office of Provider Management
Performance-Based Placement Measures
RBWO Provider GA+SCORECARD - CPA
Report Quarter: Q3 FY2018



Provider/Program Name: CHRIS 180 Inc. - (5335) - CPA

1017 Fayetteville Rd, Atlanta, GA 30316 Phone: 404-564-3402 Vendor ID# 157648		Quarterly Scores (Grades)		Current Quarter Score (Grade)
		Q1: (F)	Q2: (N/A)	92.05%
		Q3: 92.05 (A-)	Q4: (N/A)	(A-)
# New Foster Homes During Quarter: 7		# Children in Care During Quarter: 14	# Placements During Quarter: 14	# Children in Care On Last Day: 14
	Avg Performance All CPAs (%)	Provider Performance (%)*	Possible Points (Weight)	Provider Points Earned
OPM Monitoring Reviews				
Annual Comprehensive Reviews	88%	Not Yet Conducted		
Safety Reviews	94%	Not Yet Conducted		
Monitoring Sub-Total				0.00
CPA Safety Outcomes				
Incidence of Maltreatment	0.02%	No Substantiated Reports	10	10.00
Staff Training	90%	25%	10	1.25
Safety Sub-Total			20	13.75
CPA Permanency Outcomes				
Placement Stability	92%	100%	15	15.00
Permanency Sub-Total			15	15.00
CPA Well-Being Outcomes				
EPSDT Medical Visits	85%	60%	4	2.40
EPSDT Dental Visits	79%	60%	4	2.40
Academic Supports	74%	100%	3	3.00
Provider ECEM Visits	91%	100%	7	7.00
Provider General Contacts	88%	100%	7	7.00
Placements with Siblings	64%	100%	Not Scored	Not Scored
Placements within Legal County	19%	0%	Not Scored	Not Scored
Well-Being Sub-Total			25	21.80

*Performance calculation descriptions can be found in the FY 2017 RBWO PBP Measurements and Standards Guide.

Monitoring & Outcomes: Possible Points = 60		Points Earned: 50.55	
Score Before Incentives Credit			84.25%
Incentives Awarded			7.80 pts
PBP Verification			N/A pts
Total Score			92.05%

Provider/Program Name: CHRIS 180 Inc. - (5335) - CPA



DHS, DFCS, Office of Provider Management
Performance-Based Placement Measures
RBWO Provider GA+SCORECARD - CPA



Report Quarter: Q3 FY2018

# New Foster Homes During Quarter: 7		# Children in Care During Quarter: 14	# Placements During Quarter: 14	# Children in Care On Last Day: 14
CPA Incentive Credits	Avg Performance All CPAs (%)	Provider Performance (%)*	Possible Points (Weight)	Provider Points Earned
Early EPSDT Medical Visits		67%	2	1.34
Early EPSDT Dental Visits		0%	2	0.00
Permanency Contacts		None Planned	5	
Additional Academic Supports		73%	2	1.46
Foster Hm Retention Rate (threshold = 90)		50%	2	0.00
Foster Hm Recruitment (threshold = 100)		500%	2	2.00
Active Agency Accreditation		50%	4	2.00
Staff Clinical Licensure		20%	5	1.00
Incentives Total	5.21		24	7.80
Maximum total combined incentive credit allowed is 10 points.			Incentives Awarded	7.80
*Performance calculation descriptions can be found in the FY 2017 RBWO PBP Measurements and Standards Guide.				

Child Protective Services Investigations and Dispositions

The following investigations data, which is not used for scoring but is considered significant to a provider's performance, is from Georgia SHINES and is not considered final or complete until the end of the fiscal year.

Total Reports:	1	
Number Screened In:	1	
Number Screened Out:	0	
Number Substantiated:	0	
Number Unsubstantiated:	0	
Number Active CPS Investigations:	1	



DHS, DFCS, Office of Provider Management
Performance-Based Placement Measures
RBWO Provider GA+SCORECARD - CPA
Report Quarter: Q3 FY2018

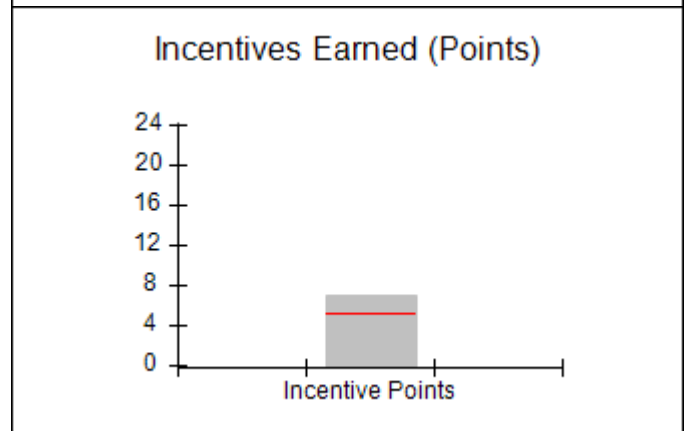
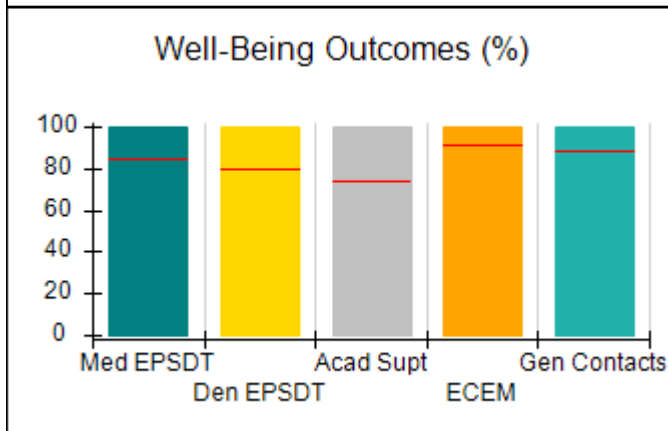
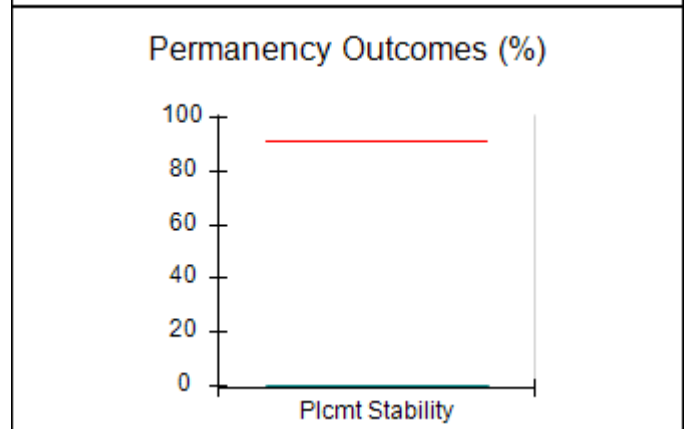
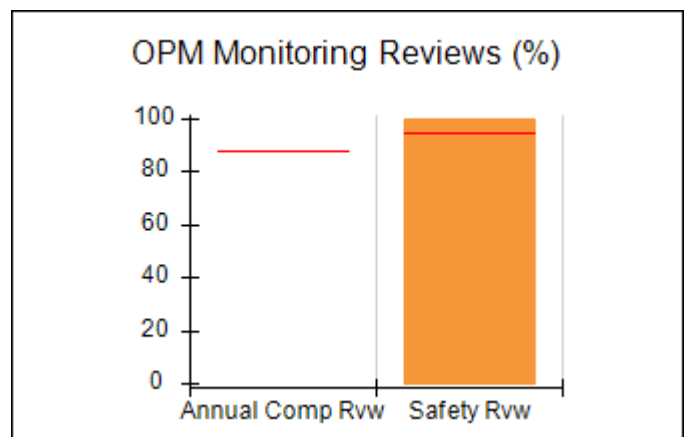
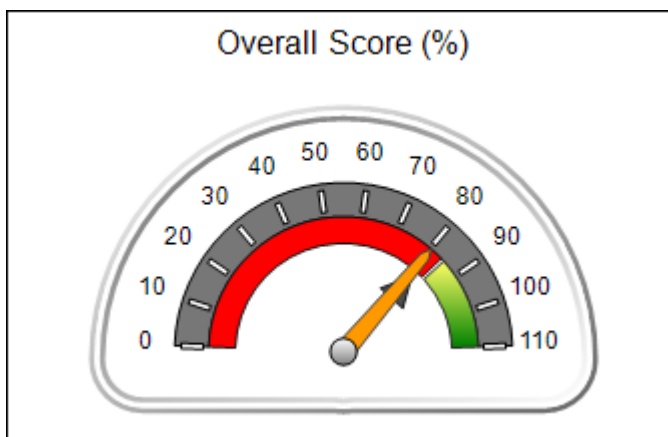


Provider/Program Name: CHRIS 180 Inc. - DBA: Gateway Lithonia (5236) - CPA

5210 Lost Dutchman, Lithonia, GA 30038 Phone: 404-564-3402 Vendor ID# 85446	Quarterly Scores (Grades)		Current Quarter Score (Grade)
	Q1: 85.30 (B)	Q2: 99.17 (A+)	80.33%
	Q3: 80.33 (B-)	Q4: (N/A)	(B-)
# New Foster Homes During Quarter: 1	# Children in Care During Quarter: 6	# Placements During Quarter: 9	# Children in Care On Last Day: 3

Quarterly Provider Comparisons to All CPAs

▼ — indicates average for all CPAs





DHS, DFCS, Office of Provider Management
Performance-Based Placement Measures
RBWO Provider GA+SCORECARD - CPA
Report Quarter: Q3 FY2018



Provider/Program Name: CHRIS 180 Inc. - DBA: Gateway Lithonia (5236) - CPA

5210 Lost Dutchman, Lithonia, GA 30038 Phone: 404-564-3402 Vendor ID# 85446		Quarterly Scores (Grades)		Current Quarter Score (Grade)
		Q1: 85.30 (B)	Q2: 99.17 (A+)	80.33% (B-)
		Q3: 80.33 (B-)	Q4: (N/A)	
# New Foster Homes During Quarter: 1		# Children in Care During Quarter: 6	# Placements During Quarter: 9	# Children in Care On Last Day: 3
	Avg Performance All CPAs (%)	Provider Performance (%)*	Possible Points (Weight)	Provider Points Earned
OPM Monitoring Reviews				
Annual Comprehensive Reviews	88%	Not Yet Conducted		
Safety Reviews	94%	100%	15	15.00
Monitoring Sub-Total			15	15.00
CPA Safety Outcomes				
Incidence of Maltreatment	0.02%	No Substantiated Reports	10	10.00
Staff Training	90%	50%	10	2.50
Safety Sub-Total			20	15.00
CPA Permanency Outcomes				
Placement Stability	92%	0%	15	0.00
Permanency Sub-Total			15	0.00
CPA Well-Being Outcomes				
EPSDT Medical Visits	85%	100%	4	4.00
EPSDT Dental Visits	79%	100%	4	4.00
Academic Supports	74%	100%	3	3.00
Provider ECEM Visits	91%	100%	7	7.00
Provider General Contacts	88%	100%	7	7.00
Placements with Siblings	64%	100%	Not Scored	Not Scored
Placements within Legal County	19%	100%	Not Scored	Not Scored
Well-Being Sub-Total			25	25.00

*Performance calculation descriptions can be found in the FY 2017 RBWO PBP Measurements and Standards Guide.

Monitoring & Outcomes: Possible Points = 75	Points Earned: 55.00
Score Before Incentives Credit	73.33%
Incentives Awarded	7.00 pts
PBP Verification	N/A pts
Total Score	80.33%

Provider/Program Name: CHRIS 180 Inc. - DBA: Gateway Lithonia (5236) - CPA



DHS, DFCS, Office of Provider Management
Performance-Based Placement Measures
RBWO Provider GA+SCORECARD - CPA



Report Quarter: Q3 FY2018

# New Foster Homes During Quarter: 1		# Children in Care During Quarter: 6	# Placements During Quarter: 9	# Children in Care On Last Day: 3
CPA Incentive Credits	Avg Performance All CPAs (%)	Provider Performance (%)*	Possible Points (Weight)	Provider Points Earned
Early EPSDT Medical Visits		Not Eligible	2	
Early EPSDT Dental Visits		Not Eligible	2	
Permanency Contacts		None Planned	5	
Additional Academic Supports		100%	2	2.00
Foster Hm Retention Rate (threshold = 90)		0%	2	0.00
Foster Hm Recruitment (threshold = 100)		100%	2	2.00
Active Agency Accreditation		50%	4	2.00
Staff Clinical Licensure		20%	5	1.00
Incentives Total	5.21		24	7.00
Maximum total combined incentive credit allowed is 10 points.			Incentives Awarded	7.00
*Performance calculation descriptions can be found in the FY 2017 RBWO PBP Measurements and Standards Guide.				

Child Protective Services Investigations and Dispositions

The following investigations data, which is not used for scoring but is considered significant to a provider's performance, is from Georgia SHINES and is not considered final or complete until the end of the fiscal year.

Total Reports:	0	
Number Screened In:	0	
Number Screened Out:	0	
Number Substantiated:	0	
Number Unsubstantiated:	0	
Number Active CPS Investigations:	0	



DHS, DFCS, Office of Provider Management
Performance-Based Placement Measures
RBWO Provider GA+SCORECARD - CPA



Report Quarter: Q3 FY2018

Provider/Program Name: CHRIS 180 Inc. - DBA: Gateway Snellville (5166) - CPA

386 Lenora Church Rd, Atlanta, GA 30309 Phone: 404-564-3402 Vendor ID# 117441	Quarterly Scores (Grades)		Current Quarter Score (Grade)
	Q1: 97.48 (A+)	Q2: 106.43 (A+)	101.61% (A+)
	Q3: 101.61 (A+)	Q4: (N/A)	
# New Foster Homes During Quarter: 0	# Children in Care During Quarter: 3	# Placements During Quarter: 3	# Children in Care On Last Day: 3

Quarterly Provider Comparisons to All CPAs

▼ — indicates average for all CPAs





DHS, DFCS, Office of Provider Management
Performance-Based Placement Measures
RBWO Provider GA+SCORECARD - CPA
Report Quarter: Q3 FY2018



Provider/Program Name: CHRIS 180 Inc. - DBA: Gateway Snellville (5166) - CPA

386 Lenora Church Rd, Atlanta, GA 30309 Phone: 404-564-3402 Vendor ID# 117441		Quarterly Scores (Grades)		Current Quarter Score (Grade)
		Q1: 97.48 (A+)	Q2: 106.43 (A+)	101.61%
		Q3: 101.61 (A+)	Q4: (N/A)	(A+)
# New Foster Homes During Quarter: 0		# Children in Care During Quarter: 3	# Placements During Quarter: 3	# Children in Care On Last Day: 3
	Avg Performance All CPAs (%)	Provider Performance (%)*	Possible Points (Weight)	Provider Points Earned
OPM Monitoring Reviews				
Annual Comprehensive Reviews	88%	Not Yet Conducted		
Safety Reviews	94%	90%	15	13.46
Monitoring Sub-Total			15	13.46
CPA Safety Outcomes				
Incidence of Maltreatment	0.02%	No Substantiated Reports	10	10.00
Staff Training	90%	100%	10	5.00
Safety Sub-Total			20	17.50
CPA Permanency Outcomes				
Placement Stability	92%	100%	15	15.00
Permanency Sub-Total			15	15.00
CPA Well-Being Outcomes				
EPSDT Medical Visits	85%	100%	4	4.00
EPSDT Dental Visits	79%	100%	4	4.00
Academic Supports	74%	100%	3	3.00
Provider ECEM Visits	91%	100%	7	7.00
Provider General Contacts	88%	100%	7	7.00
Placements with Siblings	64%	100%	Not Scored	Not Scored
Placements within Legal County	19%	0%	Not Scored	Not Scored
Well-Being Sub-Total			25	25.00

*Performance calculation descriptions can be found in the FY 2017 RBWO PBP Measurements and Standards Guide.

Monitoring & Outcomes: Possible Points = 75		Points Earned: 70.96	
Score Before Incentives Credit			94.61%
Incentives Awarded			7.00 pts
PBP Verification			N/A pts
Total Score			101.61%

Provider/Program Name: CHRIS 180 Inc. - DBA: Gateway Snellville (5166) - CPA



DHS, DFCS, Office of Provider Management
Performance-Based Placement Measures
RBWO Provider GA+SCORECARD - CPA



Report Quarter: Q3 FY2018

# New Foster Homes During Quarter: 0		# Children in Care During Quarter: 3	# Placements During Quarter: 3	# Children in Care On Last Day: 3
CPA Incentive Credits	Avg Performance All CPAs (%)	Provider Performance (%)*	Possible Points (Weight)	Provider Points Earned
Early EPSDT Medical Visits		50%	2	1.00
Early EPSDT Dental Visits		Not Eligible	2	
Permanency Contacts		None Planned	5	
Additional Academic Supports		50%	2	1.00
Foster Hm Retention Rate (threshold = 90)		100%	2	2.00
Foster Hm Recruitment (threshold = 100)		0%	2	0.00
Active Agency Accreditation		50%	4	2.00
Staff Clinical Licensure		20%	5	1.00
Incentives Total	5.21		24	7.00
Maximum total combined incentive credit allowed is 10 points.			Incentives Awarded	7.00
*Performance calculation descriptions can be found in the FY 2017 RBWO PBP Measurements and Standards Guide.				

Child Protective Services Investigations and Dispositions

The following investigations data, which is not used for scoring but is considered significant to a provider's performance, is from Georgia SHINES and is not considered final or complete until the end of the fiscal year.

Total Reports:	0	
Number Screened In:	0	
Number Screened Out:	0	
Number Substantiated:	0	
Number Unsubstantiated:	0	
Number Active CPS Investigations:	0	



DHS, DFCS, Office of Provider Management
Performance-Based Placement Measures
RBWO Provider GA+SCORECARD - CPA
Report Quarter: Q3 FY2018

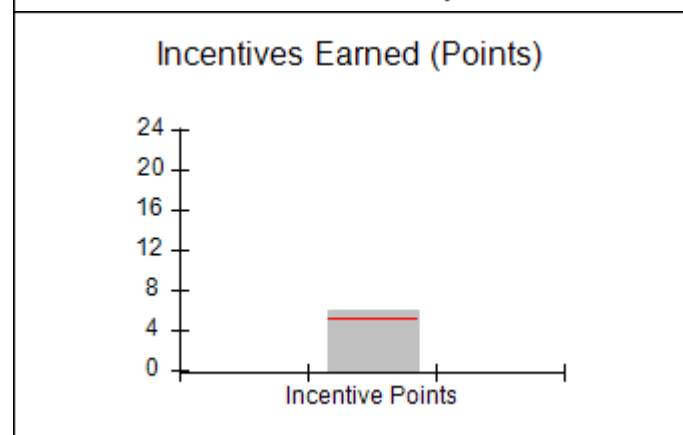
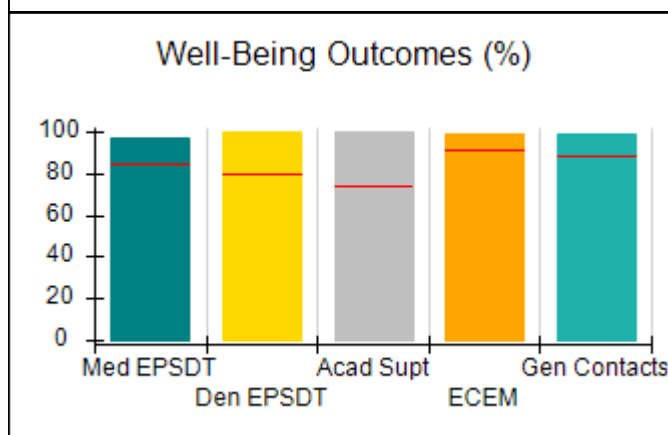
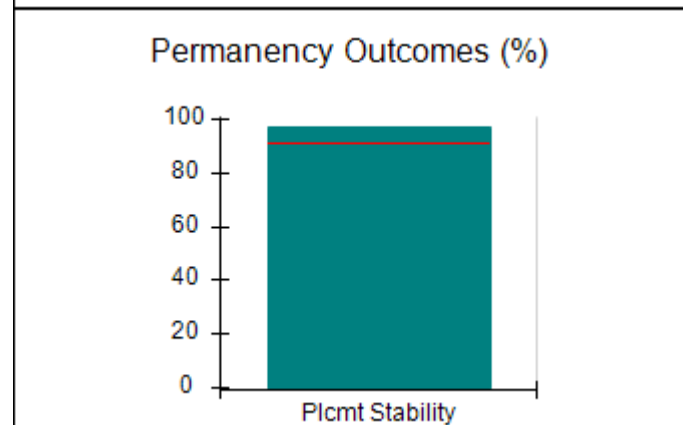
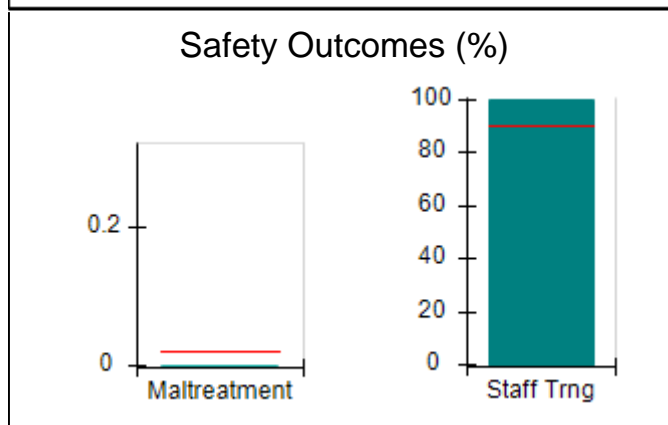
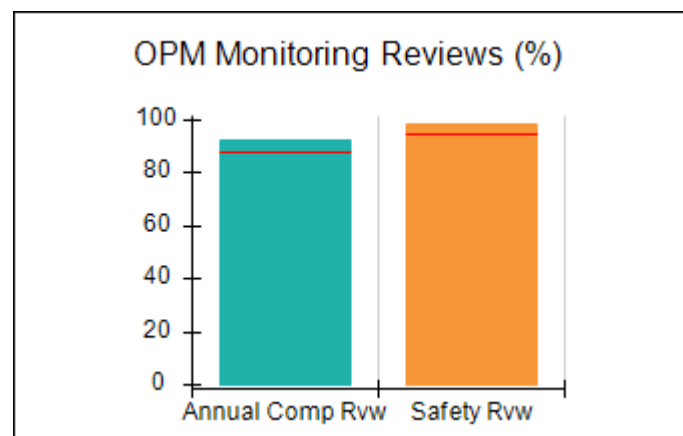
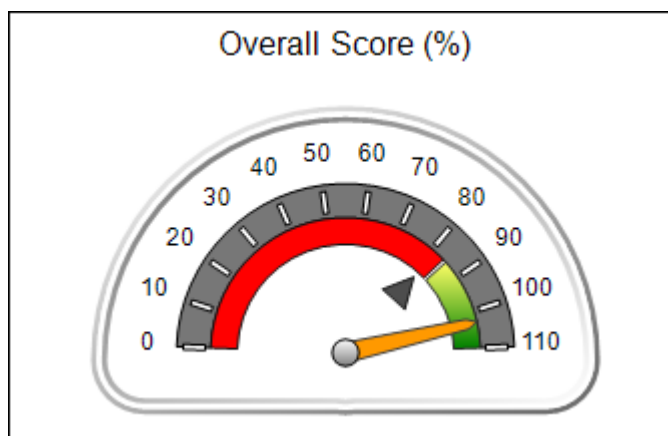


Provider/Program Name: Community Connections - (586) - CPA

2300 West Park Place Blvd., Stone Mountain, GA 30087 Phone: 770-465-9644 Vendor ID# 35292	Quarterly Scores (Grades)		Current Quarter Score (Grade)
	Q1: 103.39 (A+)	Q2: 104.20 (A+)	103.08% (A+)
	Q3: 103.08 (A+)	Q4: (N/A)	
# New Foster Homes During Quarter: 2	# Children in Care During Quarter: 68	# Placements During Quarter: 70	# Children in Care On Last Day: 57

Quarterly Provider Comparisons to All CPAs

▼ — indicates average for all CPAs





DHS, DFCS, Office of Provider Management
Performance-Based Placement Measures
RBWO Provider GA+SCORECARD - CPA
Report Quarter: Q3 FY2018



Provider/Program Name: Community Connections - (586) - CPA

2300 West Park Place Blvd., Stone Mountain, GA 30087

Phone: 770-465-9644

Vendor ID# 35292

Quarterly Scores (Grades)		Current Quarter Score (Grade)
Q1: 103.39 (A+)	Q2: 104.20 (A+)	103.08% (A+)
Q3: 103.08 (A+)	Q4: (N/A)	

# New Foster Homes During Quarter: 2	# Children in Care During Quarter: 68	# Placements During Quarter: 70	# Children in Care On Last Day: 57
--------------------------------------	---------------------------------------	---------------------------------	------------------------------------

	Avg Performance All CPAs (%)	Provider Performance (%)*	Possible Points (Weight)	Provider Points Earned
--	------------------------------	---------------------------	--------------------------	------------------------

OPM Monitoring Reviews

Annual Comprehensive Reviews	88%	92%	25	23.12
Safety Reviews	94%	98%	15	14.67
Monitoring Sub-Total			40	37.79

CPA Safety Outcomes

Incidence of Maltreatment	0.02%	No Substantiated Reports	10	10.00
Staff Training	90%	100%	10	5.00
Safety Sub-Total			20	20.00

CPA Permanency Outcomes

Placement Stability	92%	97%	15	14.55
Permanency Sub-Total			15	14.55

CPA Well-Being Outcomes

EPSDT Medical Visits	85%	97%	4	3.88
EPSDT Dental Visits	79%	100%	4	4.00
Academic Supports	74%	100%	3	3.00
Provider ECEM Visits	91%	99%	7	6.93
Provider General Contacts	88%	99%	7	6.93
Placements with Siblings	64%	53%	Not Scored	Not Scored
Placements within Legal County	19%	31%	Not Scored	Not Scored
Well-Being Sub-Total			25	24.74

*Performance calculation descriptions can be found in the FY 2017 RBWO PBP Measurements and Standards Guide.

Monitoring & Outcomes: Possible Points = 100	Points Earned: 97.08
Score Before Incentives Credit	97.08%
Incentives Awarded	6.00 pts
PBP Verification	N/A pts
Total Score	103.08%

Provider/Program Name: Community Connections - (586) - CPA



DHS, DFCS, Office of Provider Management
Performance-Based Placement Measures
RBWO Provider GA+SCORECARD - CPA



Report Quarter: Q3 FY2018

# New Foster Homes During Quarter: 2		# Children in Care During Quarter: 68	# Placements During Quarter: 70	# Children in Care On Last Day: 57
CPA Incentive Credits	Avg Performance All CPAs (%)	Provider Performance (%)*	Possible Points (Weight)	Provider Points Earned
Early EPSDT Medical Visits		100%	2	2.00
Early EPSDT Dental Visits		100%	2	2.00
Permanency Contacts		0%	5	0.00
Additional Academic Supports		0%	2	0.00
Foster Hm Retention Rate (threshold = 90)		83%	2	0.00
Foster Hm Recruitment (threshold = 100)		50%	2	0.00
Active Agency Accreditation		0%	4	0.00
Staff Clinical Licensure		40%	5	2.00
Incentives Total	5.21		24	6.00
Maximum total combined incentive credit allowed is 10 points.			Incentives Awarded	6.00
*Performance calculation descriptions can be found in the FY 2017 RBWO PBP Measurements and Standards Guide.				

Child Protective Services Investigations and Dispositions

The following investigations data, which is not used for scoring but is considered significant to a provider's performance, is from Georgia SHINES and is not considered final or complete until the end of the fiscal year.

Total Reports:	0	
Number Screened In:	0	
Number Screened Out:	0	
Number Substantiated:	0	
Number Unsubstantiated:	0	
Number Active CPS Investigations:	0	



DHS, DFCS, Office of Provider Management
Performance-Based Placement Measures
RBWO Provider GA+SCORECARD - CPA



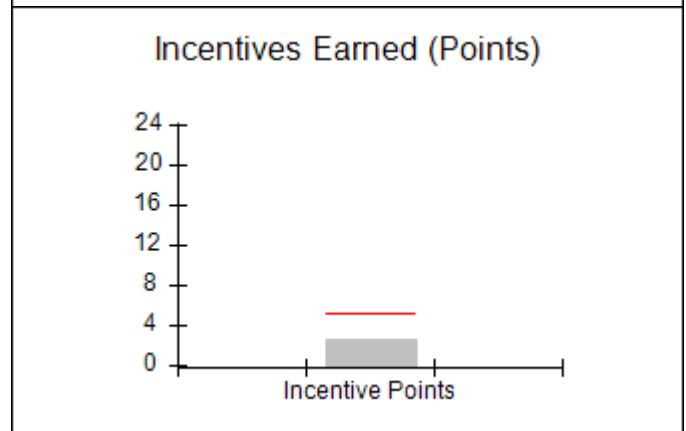
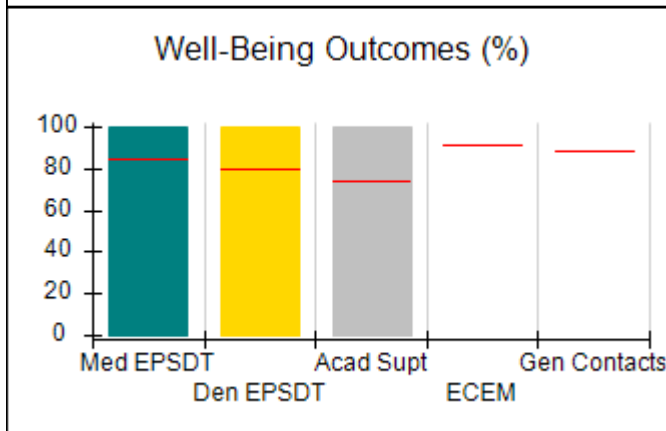
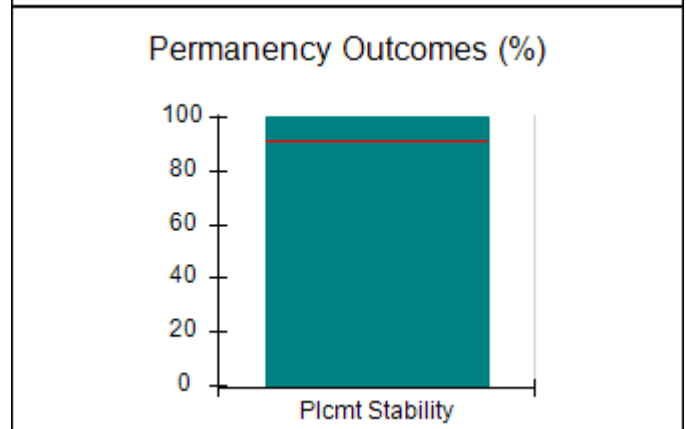
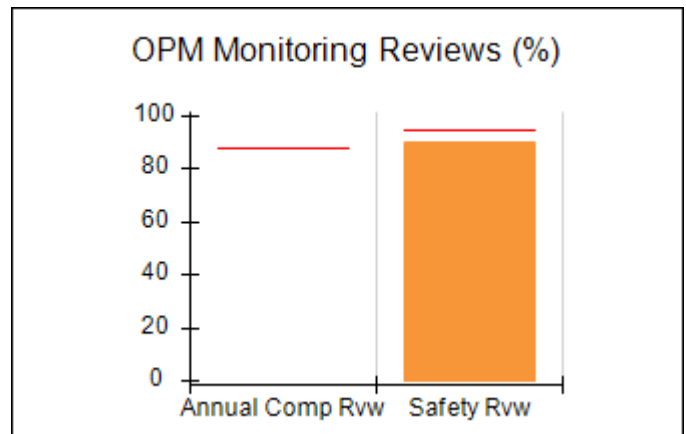
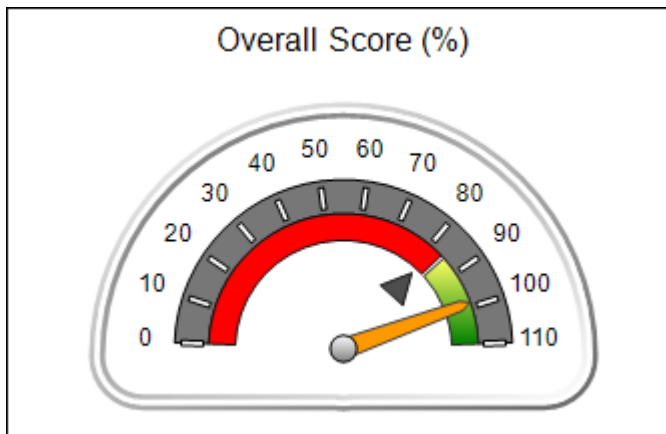
Report Quarter: Q3 FY2018

Provider/Program Name: Connecting Hearts, Inc. - (5280) - CPA

5538 Old National Hwy., College Park, GA 30349 Phone: 4048195587 Vendor ID# 153261	Quarterly Scores (Grades)		Current Quarter Score (Grade)
	Q1: 35.00 (F)	Q2: 89.53 (B+)	98.79% (A+)
	Q3: 98.79 (A+)	Q4: (N/A)	
# New Foster Homes During Quarter: 1	# Children in Care During Quarter: 5	# Placements During Quarter: 5	# Children in Care On Last Day: 5

Quarterly Provider Comparisons to All CPAs

▼ — indicates average for all CPAs





DHS, DFCS, Office of Provider Management
Performance-Based Placement Measures
RBWO Provider GA+SCORECARD - CPA
Report Quarter: Q3 FY2018



Provider/Program Name: Connecting Hearts, Inc. - (5280) - CPA

5538 Old National Hwy., College Park, GA 30349 Phone: 4048195587 Vendor ID# 153261		Quarterly Scores (Grades)		Current Quarter Score (Grade)
		Q1: 35.00 (F)	Q2: 89.53 (B+)	98.79%
		Q3: 98.79 (A+)	Q4: (N/A)	(A+)
# New Foster Homes During Quarter: 1		# Children in Care During Quarter: 5	# Placements During Quarter: 5	# Children in Care On Last Day: 5
	Avg Performance All CPAs (%)	Provider Performance (%)*	Possible Points (Weight)	Provider Points Earned
OPM Monitoring Reviews				
Annual Comprehensive Reviews	88%	Not Yet Conducted		
Safety Reviews	94%	90%	15	13.50
Monitoring Sub-Total			15	13.50
CPA Safety Outcomes				
Incidence of Maltreatment	0.02%	No Substantiated Reports	10	10.00
Staff Training	90%	100%	10	5.00
Safety Sub-Total			20	18.75
CPA Permanency Outcomes				
Placement Stability	92%	100%	15	15.00
Permanency Sub-Total			15	15.00
CPA Well-Being Outcomes				
EPSDT Medical Visits	85%	100%	9.1	9.08
EPSDT Dental Visits	79%	100%	9.1	9.08
Academic Supports	74%	100%	6.8	6.81
Provider ECEM Visits	91%	Not Eligible	N/A	
Provider General Contacts	88%	Not Eligible	N/A	
Placements with Siblings	64%	75%	Not Scored	Not Scored
Placements within Legal County	19%	Not Eligible	Not Scored	Not Scored
Well-Being Sub-Total			25	24.97

*Performance calculation descriptions can be found in the FY 2017 RBWO PBP Measurements and Standards Guide.

Monitoring & Outcomes: Possible Points = 75		Points Earned: 72.22	
Score Before Incentives Credit			96.29%
Incentives Awarded			2.50 pts
PBP Verification			N/A pts
Total Score			98.79%

Provider/Program Name: Connecting Hearts, Inc. - (5280) - CPA



DHS, DFCS, Office of Provider Management
Performance-Based Placement Measures
RBWO Provider GA+SCORECARD - CPA



Report Quarter: Q3 FY2018

# New Foster Homes During Quarter: 1		# Children in Care During Quarter: 5	# Placements During Quarter: 5	# Children in Care On Last Day: 5
CPA Incentive Credits	Avg Performance All CPAs (%)	Provider Performance (%)*	Possible Points (Weight)	Provider Points Earned
Early EPSDT Medical Visits		Not Eligible	2	
Early EPSDT Dental Visits		Not Eligible	2	
Permanency Contacts		None Planned	5	
Additional Academic Supports		0%	2	0.00
Foster Hm Retention Rate (threshold = 90)		67%	2	0.00
Foster Hm Recruitment (threshold = 100)		100%	2	2.00
Active Agency Accreditation		0%	4	0.00
Staff Clinical Licensure		10%	5	0.50
Incentives Total	5.21		24	2.50
Maximum total combined incentive credit allowed is 10 points.			Incentives Awarded	2.50
*Performance calculation descriptions can be found in the FY 2017 RBWO PBP Measurements and Standards Guide.				

Child Protective Services Investigations and Dispositions

The following investigations data, which is not used for scoring but is considered significant to a provider's performance, is from Georgia SHINES and is not considered final or complete until the end of the fiscal year.

Total Reports:	0
Number Screened In:	0
Number Screened Out:	0
Number Substantiated:	0
Number Unsubstantiated:	0
Number Active CPS Investigations:	0



DHS, DFCS, Office of Provider Management
Performance-Based Placement Measures
RBWO Provider GA+SCORECARD - CPA
Report Quarter: Q3 FY2018

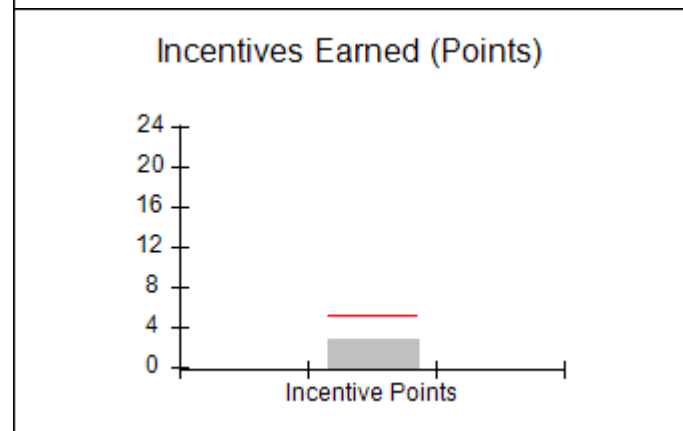
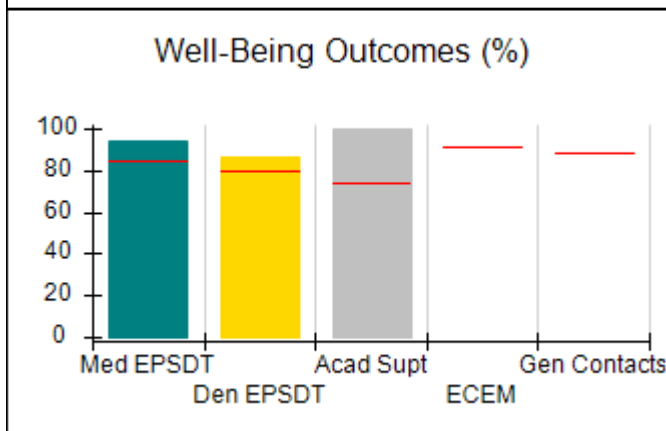
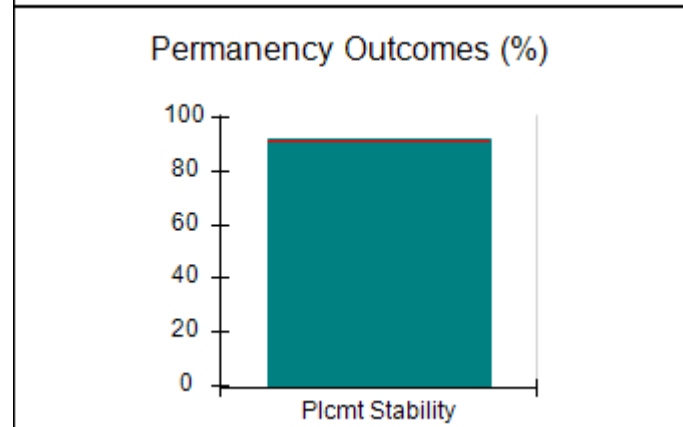
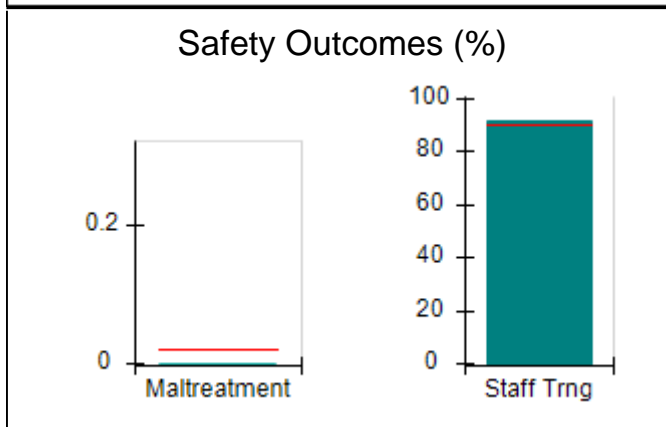
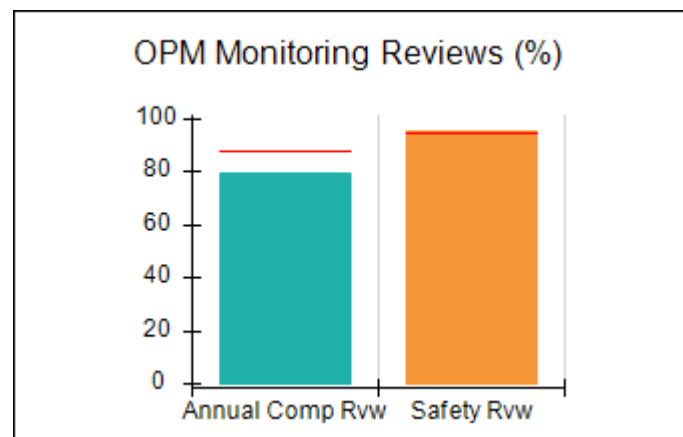
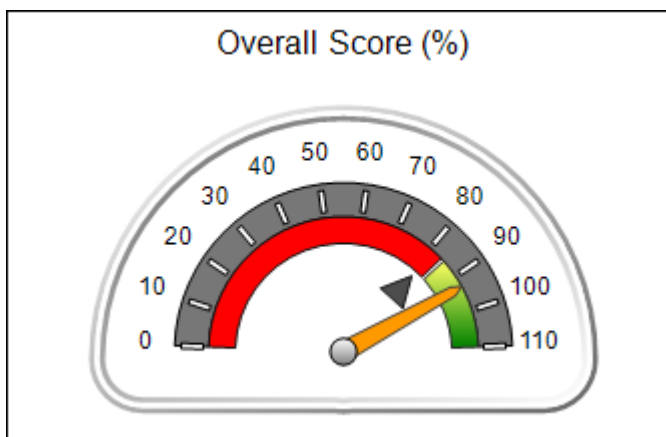


Provider/Program Name: Creative Community Services - (612) - CPA

1650 Oak Brook Drive, Norcross, GA 30093 Phone: 770-469-6226 Vendor ID# 35296	Quarterly Scores (Grades)		Current Quarter Score (Grade)
	Q1: 89.32 (B+)	Q2: 92.99 (A-)	93.27% (A-)
	Q3: 93.27 (A-)	Q4: (N/A)	
# New Foster Homes During Quarter: 2	# Children in Care During Quarter: 39	# Placements During Quarter: 40	# Children in Care On Last Day: 36

Quarterly Provider Comparisons to All CPAs

▼ — indicates average for all CPAs





DHS, DFCS, Office of Provider Management
Performance-Based Placement Measures
RBWO Provider GA+SCORECARD - CPA
Report Quarter: Q3 FY2018



Provider/Program Name: Creative Community Services - (612) - CPA

1650 Oak Brook Drive, Norcross, GA 30093		Quarterly Scores (Grades)		Current Quarter Score (Grade)
Phone: 770-469-6226		Q1: 89.32 (B+)	Q2: 92.99 (A-)	93.27% (A-)
Vendor ID# 35296		Q3: 93.27 (A-)	Q4: (N/A)	
# New Foster Homes During Quarter: 2		# Children in Care During Quarter: 39	# Placements During Quarter: 40	# Children in Care On Last Day: 36
	Avg Performance All CPAs (%)	Provider Performance (%)*	Possible Points (Weight)	Provider Points Earned
OPM Monitoring Reviews				
Annual Comprehensive Reviews	88%	79%	25	19.81
Safety Reviews	94%	95%	15	14.27
Monitoring Sub-Total			40	34.07
CPA Safety Outcomes				
Incidence of Maltreatment	0.02%	No Substantiated Reports	10	10.00
Staff Training	90%	92%	10	4.60
Safety Sub-Total			20	19.60
CPA Permanency Outcomes				
Placement Stability	92%	92%	15	13.80
Permanency Sub-Total			15	13.80
CPA Well-Being Outcomes				
EPSDT Medical Visits	85%	94%	9.1	8.54
EPSDT Dental Visits	79%	86%	9.1	7.81
Academic Supports	74%	100%	6.8	6.81
Provider ECEM Visits	91%	Not Eligible	N/A	
Provider General Contacts	88%	Not Eligible	N/A	
Placements with Siblings	64%	37%	Not Scored	Not Scored
Placements within Legal County	19%	0%	Not Scored	Not Scored
Well-Being Sub-Total			25	23.15

*Performance calculation descriptions can be found in the FY 2017 RBWO PBP Measurements and Standards Guide.

Monitoring & Outcomes: Possible Points = 100	Points Earned: 90.63
Score Before Incentives Credit	90.63%
Incentives Awarded	2.64 pts
PBP Verification	N/A pts
Total Score	93.27%

Provider/Program Name: Creative Community Services - (612) - CPA



DHS, DFCS, Office of Provider Management
Performance-Based Placement Measures
RBWO Provider GA+SCORECARD - CPA



Report Quarter: Q3 FY2018

# New Foster Homes During Quarter: 2		# Children in Care During Quarter: 39	# Placements During Quarter: 40	# Children in Care On Last Day: 36
CPA Incentive Credits	Avg Performance All CPAs (%)	Provider Performance (%)*	Possible Points (Weight)	Provider Points Earned
Early EPSDT Medical Visits		60%	2	1.20
Early EPSDT Dental Visits		45%	2	0.90
Permanency Contacts		0%	5	0.00
Additional Academic Supports		2%	2	0.04
Foster Hm Retention Rate (threshold = 90)		83%	2	0.00
Foster Hm Recruitment (threshold = 100)		0%	2	0.00
Active Agency Accreditation		0%	4	0.00
Staff Clinical Licensure		10%	5	0.50
Incentives Total	5.21		24	2.64
Maximum total combined incentive credit allowed is 10 points.			Incentives Awarded	2.64
*Performance calculation descriptions can be found in the FY 2017 RBWO PBP Measurements and Standards Guide.				

Child Protective Services Investigations and Dispositions

The following investigations data, which is not used for scoring but is considered significant to a provider's performance, is from Georgia SHINES and is not considered final or complete until the end of the fiscal year.

Total Reports:	1	
Number Screened In:	0	
Number Screened Out:	1	
Number Substantiated:	0	
Number Unsubstantiated:	0	
Number Active CPS Investigations:	0	



DHS, DFCS, Office of Provider Management
Performance-Based Placement Measures
RBWO Provider GA+SCORECARD - CPA



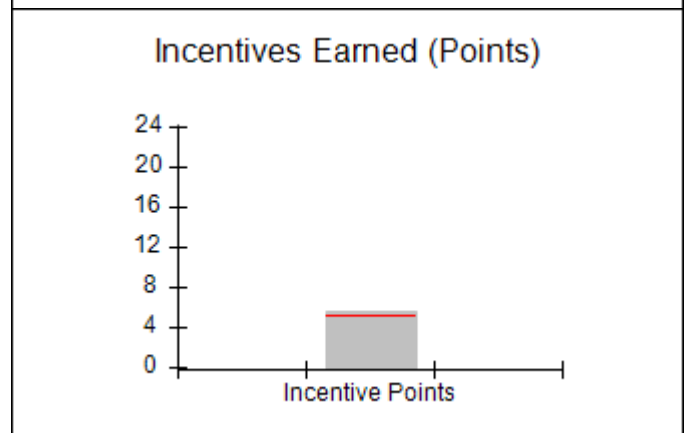
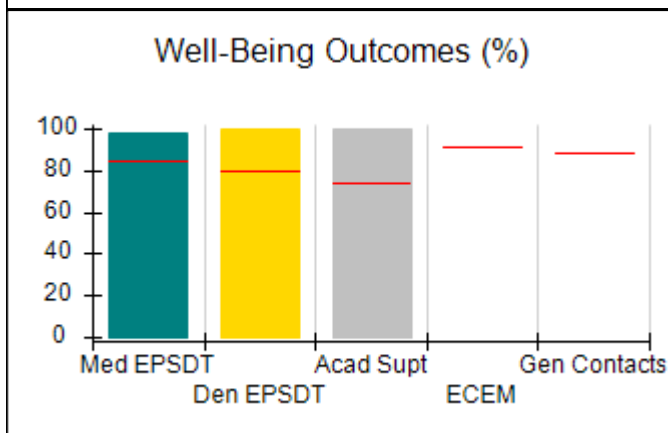
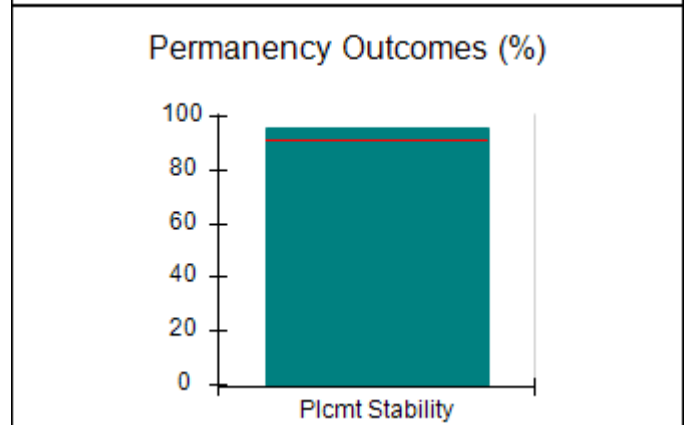
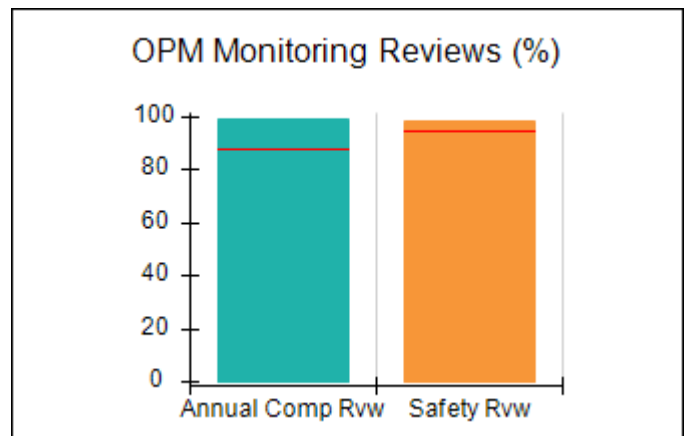
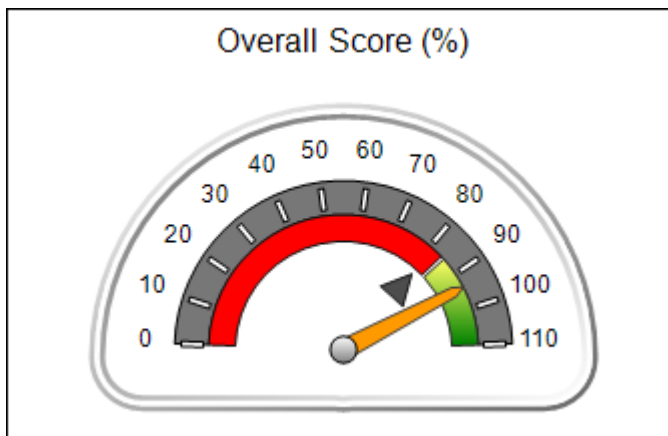
Report Quarter: Q3 FY2018

Provider/Program Name: Devereux GA Treatment Network - Specialty Foster Care (621) - CPA

1291 Stanley Rd., Kennesaw, GA 30512 Phone: 770-427-0147 Vendor ID# 35305	Quarterly Scores (Grades)		Current Quarter Score (Grade)
	Q1: 105.01 (A+)	Q2: 105.34 (A+)	94.07% (A)
	Q3: 94.07 (A)	Q4: (N/A)	
# New Foster Homes During Quarter: 1	# Children in Care During Quarter: 47	# Placements During Quarter: 47	# Children in Care On Last Day: 39

Quarterly Provider Comparisons to All CPAs

▼ — indicates average for all CPAs





DHS, DFCS, Office of Provider Management
Performance-Based Placement Measures
RBWO Provider GA+SCORECARD - CPA



Report Quarter: Q3 FY2018

Provider/Program Name: Devereux GA Treatment Network - Specialty Foster Care (621) - CPA

1291 Stanley Rd., Kennesaw, GA 30512 Phone: 770-427-0147 Vendor ID# 35305	Quarterly Scores (Grades)		Current Quarter Score (Grade)
	Q1: 105.01 (A+)	Q2: 105.34 (A+)	94.07%
	Q3: 94.07 (A)	Q4: (N/A)	(A)

# New Foster Homes During Quarter: 1	# Children in Care During Quarter: 47	# Placements During Quarter: 47	# Children in Care On Last Day: 39
--------------------------------------	---------------------------------------	---------------------------------	------------------------------------

	Avg Performance All CPAs (%)	Provider Performance (%)*	Possible Points (Weight)	Provider Points Earned
--	-------------------------------------	----------------------------------	---------------------------------	-------------------------------

OPM Monitoring Reviews

Annual Comprehensive Reviews	88%	99%	25	24.70
Safety Reviews	94%	98%	15	14.68
Monitoring Sub-Total			40	39.38

CPA Safety Outcomes

Incidence of Maltreatment	0.02%	1 Substantiated Report	10	0.00
Staff Training	90%	100%	10	5.00
Safety Sub-Total			20	10.00

CPA Permanency Outcomes

Placement Stability	92%	96%	15	14.40
Permanency Sub-Total			15	14.40

CPA Well-Being Outcomes

EPSDT Medical Visits	85%	98%	9.1	8.90
EPSDT Dental Visits	79%	100%	9.1	9.08
Academic Supports	74%	100%	6.8	6.81
Provider ECEM Visits	91%	Not Eligible	N/A	
Provider General Contacts	88%	Not Eligible	N/A	
Placements with Siblings	64%	68%	Not Scored	Not Scored
Placements within Legal County	19%	0%	Not Scored	Not Scored
Well-Being Sub-Total			25	24.79

*Performance calculation descriptions can be found in the FY 2017 RBWO PBP Measurements and Standards Guide.

Monitoring & Outcomes: Possible Points = 100		Points Earned: 88.57	
Score Before Incentives Credit			88.57%
Incentives Awarded			5.50 pts
PBP Verification			N/A pts
Total Score			94.07%



DHS, DFCS, Office of Provider Management
Performance-Based Placement Measures
RBWO Provider GA+SCORECARD - CPA



Report Quarter: Q3 FY2018

Provider/Program Name: Devereux GA Treatment Network - Specialty Foster Care (621) - CPA

# New Foster Homes During Quarter: 1		# Children in Care During Quarter: 47	# Placements During Quarter: 47	# Children in Care On Last Day: 39
CPA Incentive Credits	Avg Performance All CPAs (%)	Provider Performance (%)*	Possible Points (Weight)	Provider Points Earned
Early EPSDT Medical Visits		93%	2	1.86
Early EPSDT Dental Visits		82%	2	1.64
Permanency Contacts		None Planned	5	
Additional Academic Supports		0%	2	0.00
Foster Hm Retention Rate (threshold = 90)		79%	2	0.00
Foster Hm Recruitment (threshold = 100)		25%	2	0.00
Active Agency Accreditation		50%	4	2.00
Staff Clinical Licensure		0%	5	0.00
Incentives Total	5.21		24	5.50
Maximum total combined incentive credit allowed is 10 points.			Incentives Awarded	5.50

*Performance calculation descriptions can be found in the FY 2017 RBWO PBP Measurements and Standards Guide.

Child Protective Services Investigations and Dispositions

The following investigations data, which is not used for scoring but is considered significant to a provider's performance, is from Georgia SHINES and is not considered final or complete until the end of the fiscal year.

Total Reports:	3
Number Screened In:	3
Number Screened Out:	0
Number Substantiated:	1
Number Unsubstantiated:	2
Number Active CPS Investigations:	0



DHS, DFCS, Office of Provider Management
Performance-Based Placement Measures
RBWO Provider GA+SCORECARD - CPA



Report Quarter: Q3 FY2018

Provider/Program Name: Elks Aidmore Children's Center - Child Placing Agency (5120) - CPA

2394 Morrison Road, Conyers, GA 30094

Phone: 770-483-3535

Vendor ID# 108643

Quarterly Scores (Grades)

Current Quarter Score (Grade)

Q1: 99.20 (A+)

Q2: 97.79 (A+)

97.04%

Q3: 97.04 (A+)

Q4: (N/A)

(A+)

New Foster Homes During Quarter: 3

Children in Care During Quarter: 104

Placements During Quarter: 114

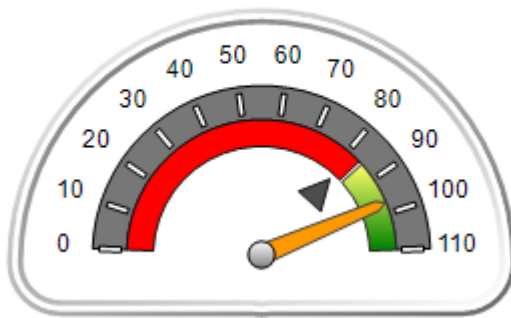
Children in Care On Last Day: 87

Quarterly Provider Comparisons to All CPAs

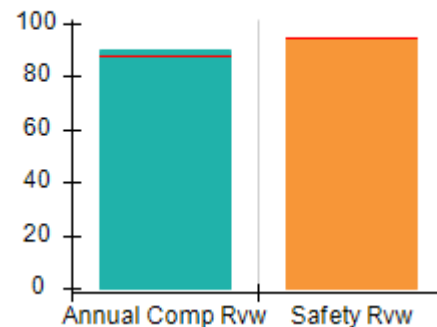


indicates average for all CPAs

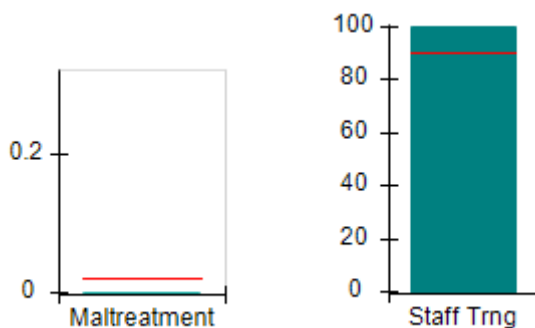
Overall Score (%)



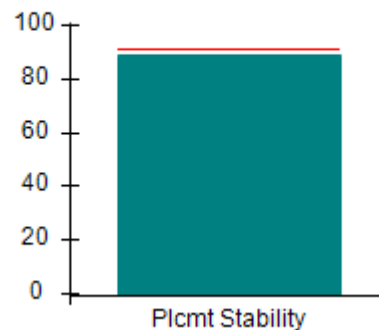
OPM Monitoring Reviews (%)



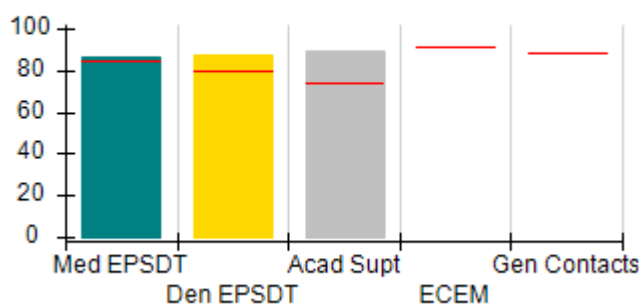
Safety Outcomes (%)



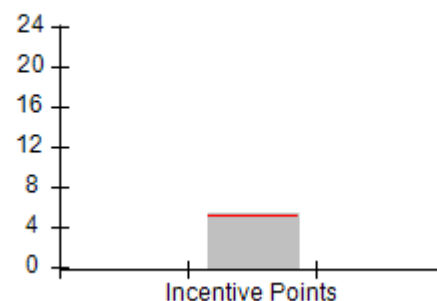
Permanency Outcomes (%)



Well-Being Outcomes (%)



Incentives Earned (Points)





DHS, DFCS, Office of Provider Management
Performance-Based Placement Measures
RBWO Provider GA+SCORECARD - CPA



Report Quarter: Q3 FY2018

Provider/Program Name: Elks Aidmore Children's Center - Child Placing Agency (5120) - CPA

2394 Morrison Road, Conyers, GA 30094 Phone: 770-483-3535 Vendor ID# 108643	Quarterly Scores (Grades)		Current Quarter Score (Grade)
	Q1: 99.20 (A+)	Q2: 97.79 (A+)	97.04%
	Q3: 97.04 (A+)	Q4: (N/A)	(A+)

# New Foster Homes During Quarter: 3	# Children in Care During Quarter: 104	# Placements During Quarter: 114	# Children in Care On Last Day: 87
--------------------------------------	--	----------------------------------	------------------------------------

	Avg Performance All CPAs (%)	Provider Performance (%)*	Possible Points (Weight)	Provider Points Earned
--	-------------------------------------	----------------------------------	---------------------------------	-------------------------------

OPM Monitoring Reviews

Annual Comprehensive Reviews	88%	90%	25	22.38
Safety Reviews	94%	94%	15	14.16
Monitoring Sub-Total			40	36.55

CPA Safety Outcomes

Incidence of Maltreatment	0.02%	No Substantiated Reports	10	10.00
Staff Training	90%	100%	10	5.00
Safety Sub-Total			20	20.00

CPA Permanency Outcomes

Placement Stability	92%	89%	15	13.35
Permanency Sub-Total			15	13.35

CPA Well-Being Outcomes

EPSDT Medical Visits	85%	86%	9.1	7.81
EPSDT Dental Visits	79%	87%	9.1	7.90
Academic Supports	74%	89%	6.8	6.06
Provider ECEM Visits	91%	Not Eligible	N/A	
Provider General Contacts	88%	Not Eligible	N/A	
Placements with Siblings	64%	34%	Not Scored	Not Scored
Placements within Legal County	19%	23%	Not Scored	Not Scored
Well-Being Sub-Total			25	21.77

*Performance calculation descriptions can be found in the FY 2017 RBWO PBP Measurements and Standards Guide.

Monitoring & Outcomes: Possible Points = 100		Points Earned: 91.67	
Score Before Incentives Credit			91.67%
Incentives Awarded			5.37 pts
PBP Verification			N/A pts
Total Score			97.04%



DHS, DFCS, Office of Provider Management
Performance-Based Placement Measures
RBWO Provider GA+SCORECARD - CPA



Report Quarter: Q3 FY2018

Provider/Program Name: Elks Aidmore Children's Center - Child Placing Agency (5120) - CPA

# New Foster Homes During Quarter: 3		# Children in Care During Quarter: 104	# Placements During Quarter: 114	# Children in Care On Last Day: 87
CPA Incentive Credits	Avg Performance All CPAs (%)	Provider Performance (%)*	Possible Points (Weight)	Provider Points Earned
Early EPSDT Medical Visits		48%	2	0.96
Early EPSDT Dental Visits		71%	2	1.42
Permanency Contacts		3%	5	0.15
Additional Academic Supports		17%	2	0.34
Foster Hm Retention Rate (threshold = 90)		80%	2	0.00
Foster Hm Recruitment (threshold = 100)		50%	2	0.00
Active Agency Accreditation		50%	4	2.00
Staff Clinical Licensure		10%	5	0.50
Incentives Total	5.21		24	5.37
Maximum total combined incentive credit allowed is 10 points.			Incentives Awarded	5.37

*Performance calculation descriptions can be found in the FY 2017 RBWO PBP Measurements and Standards Guide.

Child Protective Services Investigations and Dispositions

The following investigations data, which is not used for scoring but is considered significant to a provider's performance, is from Georgia SHINES and is not considered final or complete until the end of the fiscal year.

Total Reports:	4
Number Screened In:	2
Number Screened Out:	2
Number Substantiated:	0
Number Unsubstantiated:	1
Number Active CPS Investigations:	1



DHS, DFCS, Office of Provider Management
Performance-Based Placement Measures
RBWO Provider GA+SCORECARD - CPA
Report Quarter: Q3 FY2018

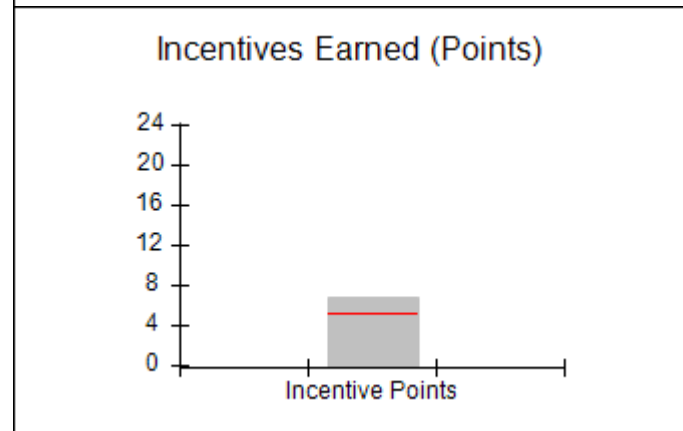
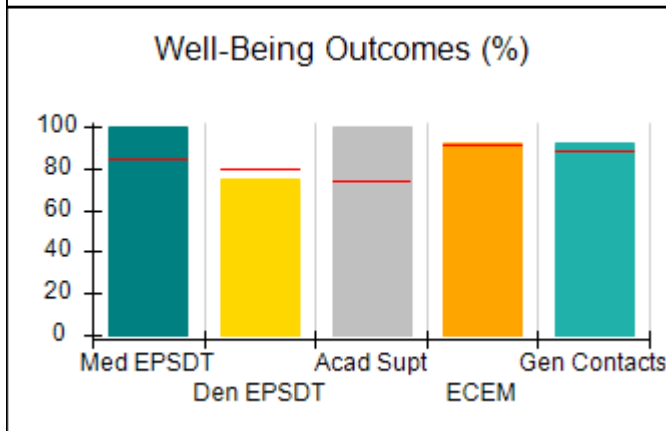
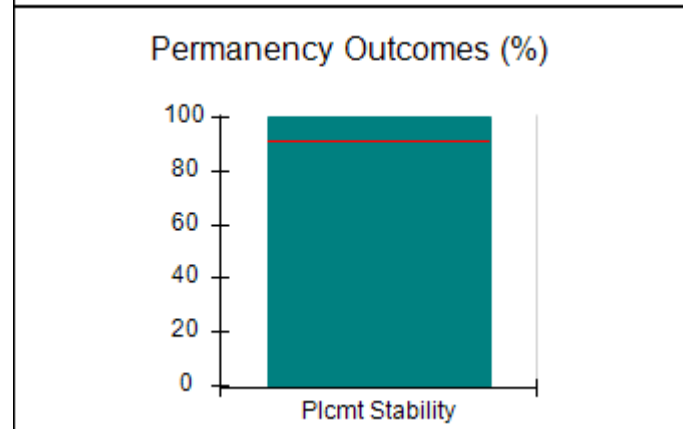
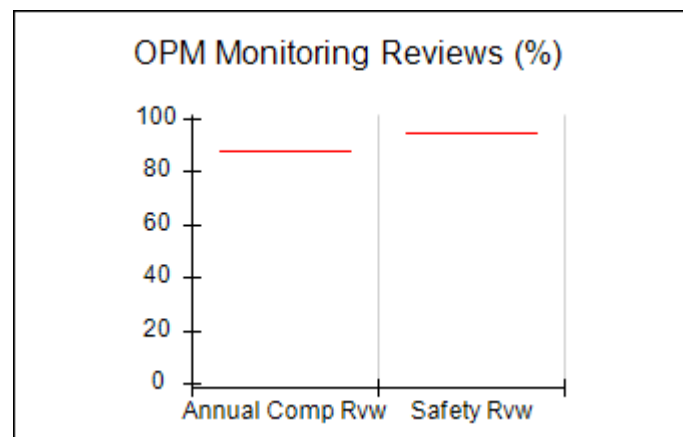
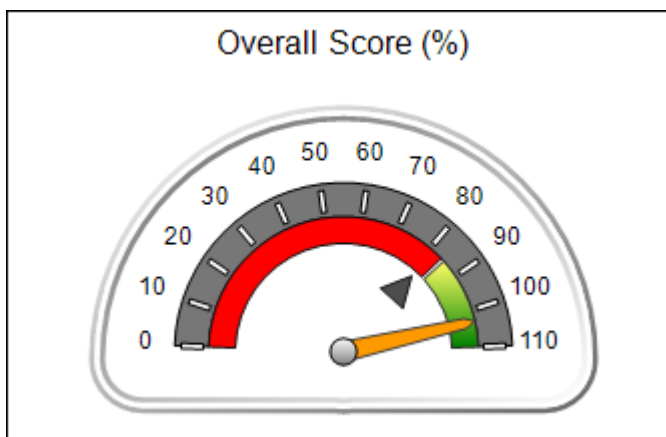


Provider/Program Name: Elks Aidmore Children's Center - Dalton (5311) - CPA

105 North Pentz Street, Dalton, GA 30720 Phone: 770-483-3535 Vendor ID# 4574	Quarterly Scores (Grades)		Current Quarter Score (Grade)
	Q1: (N/A)	Q2: 52.00 (F)	103.17% (A+)
	Q3: 103.17 (A+)	Q4: (N/A)	
# New Foster Homes During Quarter: 1	# Children in Care During Quarter: 5	# Placements During Quarter: 5	# Children in Care On Last Day: 5

Quarterly Provider Comparisons to All CPAs

▼ — indicates average for all CPAs





DHS, DFCS, Office of Provider Management
Performance-Based Placement Measures
RBWO Provider GA+SCORECARD - CPA
Report Quarter: Q3 FY2018



Provider/Program Name: Elks Aidmore Children's Center - Dalton (5311) - CPA

105 North Pentz Street, Dalton, GA 30720 Phone: 770-483-3535 Vendor ID# 4574		Quarterly Scores (Grades)		Current Quarter Score (Grade)
		Q1: (F)	Q2: 52.00 (F)	103.17%
		Q3: 103.17 (A+)	Q4: (N/A)	(A+)
# New Foster Homes During Quarter: 1		# Children in Care During Quarter: 5	# Placements During Quarter: 5	# Children in Care On Last Day: 5
	Avg Performance All CPAs (%)	Provider Performance (%)*	Possible Points (Weight)	Provider Points Earned
OPM Monitoring Reviews				
Annual Comprehensive Reviews	88%	Not Yet Conducted		
Safety Reviews	94%	Not Yet Conducted		
Monitoring Sub-Total				0.00
CPA Safety Outcomes				
Incidence of Maltreatment	0.02%	No Substantiated Reports	10	10.00
Staff Training	90%	100%	10	5.00
Safety Sub-Total			20	20.00
CPA Permanency Outcomes				
Placement Stability	92%	100%	15	15.00
Permanency Sub-Total			15	15.00
CPA Well-Being Outcomes				
EPSDT Medical Visits	85%	100%	4	4.00
EPSDT Dental Visits	79%	75%	4	3.00
Academic Supports	74%	100%	3	3.00
Provider ECEM Visits	91%	92%	7	6.44
Provider General Contacts	88%	92%	7	6.44
Placements with Siblings	64%	100%	Not Scored	Not Scored
Placements within Legal County	19%	0%	Not Scored	Not Scored
Well-Being Sub-Total			25	22.88

*Performance calculation descriptions can be found in the FY 2017 RBWO PBP Measurements and Standards Guide.

Monitoring & Outcomes: Possible Points = 60	Points Earned: 57.88
Score Before Incentives Credit	96.47%
Incentives Awarded	6.70 pts
PBP Verification	N/A pts
Total Score	103.17%

Provider/Program Name: Elks Aidmore Children's Center - Dalton (5311) - CPA



DHS, DFCS, Office of Provider Management
Performance-Based Placement Measures
RBWO Provider GA+SCORECARD - CPA



Report Quarter: Q3 FY2018

# New Foster Homes During Quarter: 1		# Children in Care During Quarter: 5	# Placements During Quarter: 5	# Children in Care On Last Day: 5
CPA Incentive Credits	Avg Performance All CPAs (%)	Provider Performance (%)*	Possible Points (Weight)	Provider Points Earned
Early EPSDT Medical Visits		100%	2	2.00
Early EPSDT Dental Visits		0%	2	0.00
Permanency Contacts		None Planned	5	
Additional Academic Supports		10%	2	0.20
Foster Hm Retention Rate (threshold = 90)		100%	2	2.00
Foster Hm Recruitment (threshold = 100)		200%	2	2.00
Active Agency Accreditation		0%	4	0.00
Staff Clinical Licensure		10%	5	0.50
Incentives Total	5.21		24	6.70
Maximum total combined incentive credit allowed is 10 points.			Incentives Awarded	6.70
*Performance calculation descriptions can be found in the FY 2017 RBWO PBP Measurements and Standards Guide.				

Child Protective Services Investigations and Dispositions

The following investigations data, which is not used for scoring but is considered significant to a provider's performance, is from Georgia SHINES and is not considered final or complete until the end of the fiscal year.

Total Reports:	0	
Number Screened In:	0	
Number Screened Out:	0	
Number Substantiated:	0	
Number Unsubstantiated:	0	
Number Active CPS Investigations:	0	



DHS, DFCS, Office of Provider Management
Performance-Based Placement Measures
RBWO Provider GA+SCORECARD - CPA
Report Quarter: Q3 FY2018

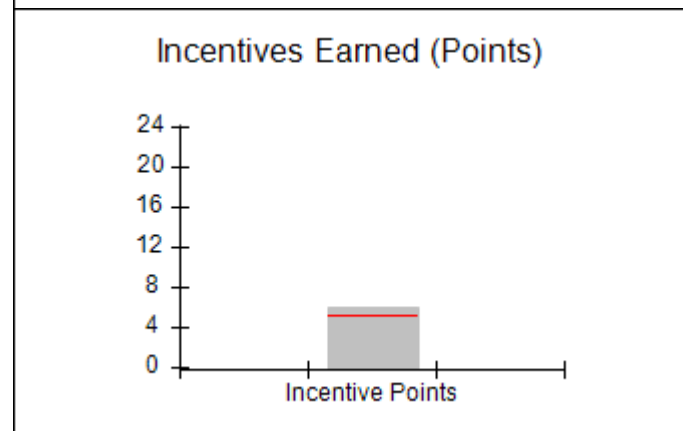
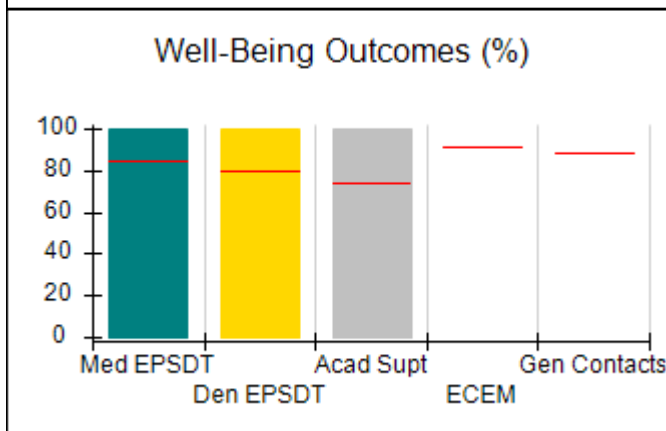
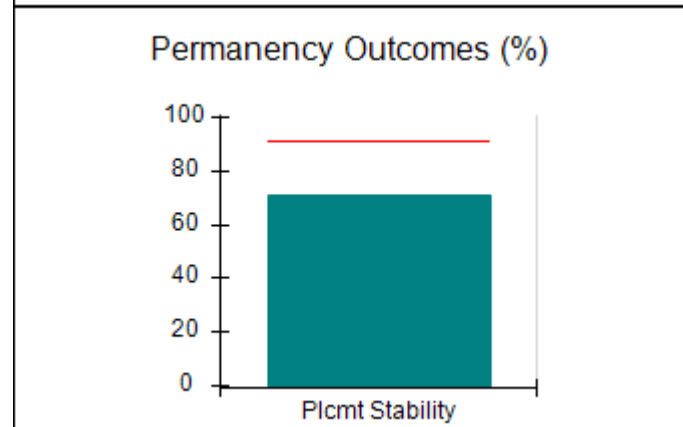
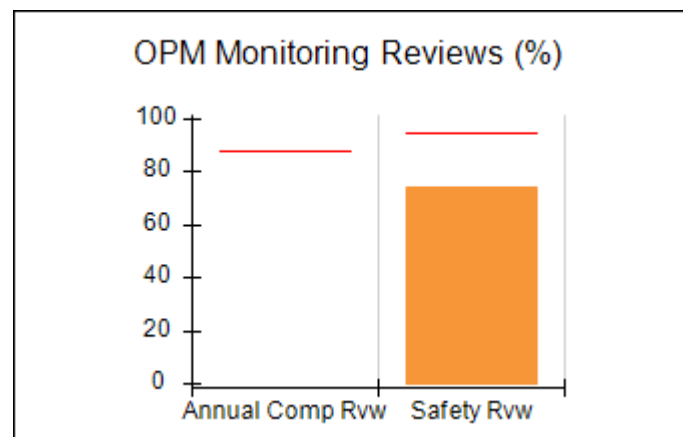
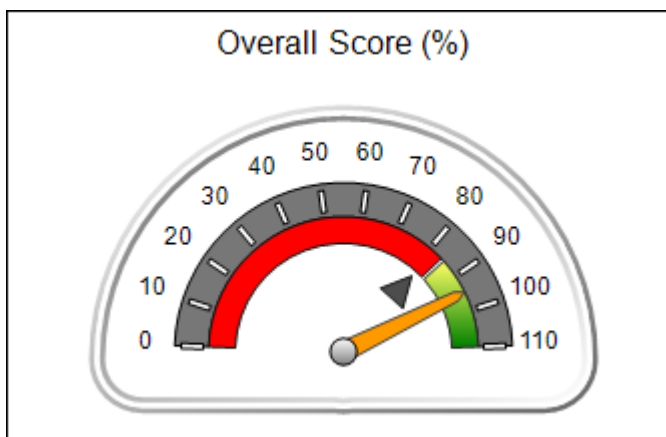


Provider/Program Name: Elks Aidmore Children's Center - Savannah (5231) - CPA

132 Stephenson Avenue, Savannah, GA 31405 Phone: 912-200-3685 Vendor ID# 143218	Quarterly Scores (Grades)		Current Quarter Score (Grade)
	Q1: 102.00 (A+)	Q2: 106.20 (A+)	94.96% (A)
	Q3: 94.96 (A)	Q4: (N/A)	
# New Foster Homes During Quarter: 0	# Children in Care During Quarter: 7	# Placements During Quarter: 9	# Children in Care On Last Day: 7

Quarterly Provider Comparisons to All CPAs

▼ — indicates average for all CPAs





DHS, DFCS, Office of Provider Management
Performance-Based Placement Measures
RBWO Provider GA+SCORECARD - CPA
Report Quarter: Q3 FY2018



Provider/Program Name: Elks Aidmore Children's Center - Savannah (5231) - CPA

132 Stephenson Avenue, Savannah, GA 31405 Phone: 912-200-3685 Vendor ID# 143218		Quarterly Scores (Grades)		Current Quarter Score (Grade)
		Q1: 102.00 (A+)	Q2: 106.20 (A+)	94.96%
		Q3: 94.96 (A)	Q4: (N/A)	(A)
# New Foster Homes During Quarter: 0		# Children in Care During Quarter: 7	# Placements During Quarter: 9	# Children in Care On Last Day: 7
	Avg Performance All CPAs (%)	Provider Performance (%)*	Possible Points (Weight)	Provider Points Earned
OPM Monitoring Reviews				
Annual Comprehensive Reviews	88%	Not Yet Conducted		
Safety Reviews	94%	74%	15	11.10
Monitoring Sub-Total			15	11.10
CPA Safety Outcomes				
Incidence of Maltreatment	0.02%	No Substantiated Reports	10	10.00
Staff Training	90%	100%	10	5.00
Safety Sub-Total			20	20.00
CPA Permanency Outcomes				
Placement Stability	92%	71%	15	10.65
Permanency Sub-Total			15	10.65
CPA Well-Being Outcomes				
EPSDT Medical Visits	85%	100%	9.1	9.08
EPSDT Dental Visits	79%	100%	9.1	9.08
Academic Supports	74%	100%	6.8	6.81
Provider ECEM Visits	91%	Not Eligible	N/A	
Provider General Contacts	88%	Not Eligible	N/A	
Placements with Siblings	64%	50%	Not Scored	Not Scored
Placements within Legal County	19%	0%	Not Scored	Not Scored
Well-Being Sub-Total			25	24.97

*Performance calculation descriptions can be found in the FY 2017 RBWO PBP Measurements and Standards Guide.

Monitoring & Outcomes: Possible Points = 75	Points Earned: 66.72
Score Before Incentives Credit	88.96%
Incentives Awarded	6.00 pts
PBP Verification	N/A pts
Total Score	94.96%

Provider/Program Name: Elks Aidmore Children's Center - Savannah (5231) - CPA



DHS, DFCS, Office of Provider Management
Performance-Based Placement Measures
RBWO Provider GA+SCORECARD - CPA



Report Quarter: Q3 FY2018

# New Foster Homes During Quarter: 0		# Children in Care During Quarter: 7	# Placements During Quarter: 9	# Children in Care On Last Day: 7
CPA Incentive Credits	Avg Performance All CPAs (%)	Provider Performance (%)*	Possible Points (Weight)	Provider Points Earned
Early EPSDT Medical Visits		Not Eligible	2	
Early EPSDT Dental Visits		100%	2	2.00
Permanency Contacts		0%	5	0.00
Additional Academic Supports		0%	2	0.00
Foster Hm Retention Rate (threshold = 90)		100%	2	2.00
Foster Hm Recruitment (threshold = 100)		0%	2	0.00
Active Agency Accreditation		50%	4	2.00
Staff Clinical Licensure		0%	5	0.00
Incentives Total	5.21		24	6.00
Maximum total combined incentive credit allowed is 10 points.			Incentives Awarded	6.00
*Performance calculation descriptions can be found in the FY 2017 RBWO PBP Measurements and Standards Guide.				

Child Protective Services Investigations and Dispositions

The following investigations data, which is not used for scoring but is considered significant to a provider's performance, is from Georgia SHINES and is not considered final or complete until the end of the fiscal year.

Total Reports:	0	
Number Screened In:	0	
Number Screened Out:	0	
Number Substantiated:	0	
Number Unsubstantiated:	0	
Number Active CPS Investigations:	0	



DHS, DFCS, Office of Provider Management
Performance-Based Placement Measures
RBWO Provider GA+SCORECARD - CPA
Report Quarter: Q3 FY2018



Provider/Program Name: Elks Aidmore Children's Center - Valdosta (5179) - CPA

3312A N. Oak Street Extension , Valdosta, GA 31602

Phone: 229-244-3020

Vendor ID# 33264

Quarterly Scores (Grades)

Q1: 103.95 (A+)

Q2: 101.05 (A+)

Q3: 98.34 (A+)

Q4: (N/A)

Current Quarter Score (Grade)

98.34%

(A+)

New Foster Homes During Quarter: 1

Children in Care During Quarter: 34

Placements During Quarter: 40

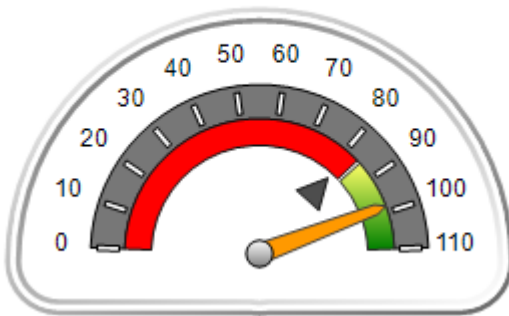
Children in Care On Last Day: 26

Quarterly Provider Comparisons to All CPAs

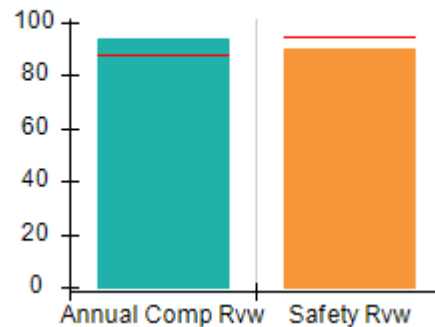


indicates average for all CPAs

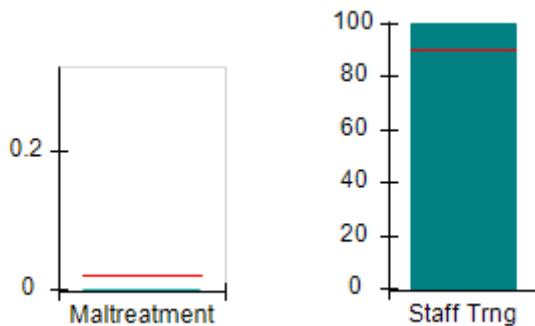
Overall Score (%)



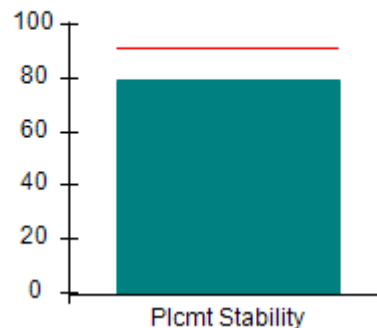
OPM Monitoring Reviews (%)



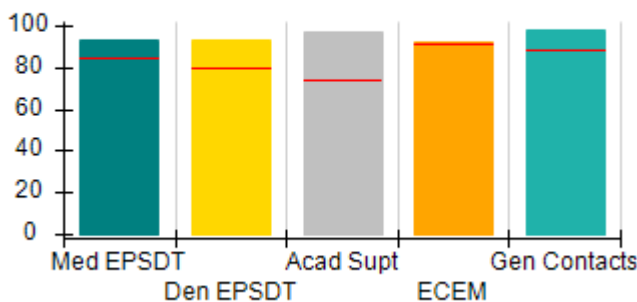
Safety Outcomes (%)



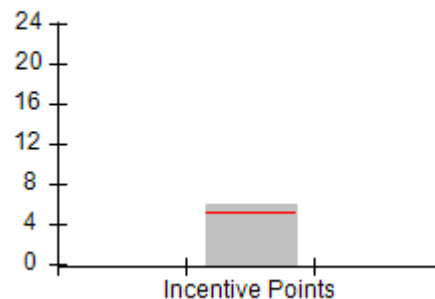
Permanency Outcomes (%)



Well-Being Outcomes (%)



Incentives Earned (Points)





DHS, DFCS, Office of Provider Management
Performance-Based Placement Measures
RBWO Provider GA+SCORECARD - CPA
Report Quarter: Q3 FY2018



Provider/Program Name: Elks Aidmore Children's Center - Valdosta (5179) - CPA

3312A N. Oak Street Extension , Valdosta, GA 31602 Phone: 229-244-3020 Vendor ID# 33264		Quarterly Scores (Grades)		Current Quarter Score (Grade)
		Q1: 103.95 (A+)	Q2: 101.05 (A+)	98.34%
		Q3: 98.34 (A+)	Q4: (N/A)	(A+)
# New Foster Homes During Quarter: 1		# Children in Care During Quarter: 34	# Placements During Quarter: 40	# Children in Care On Last Day: 26
	Avg Performance All CPAs (%)	Provider Performance (%)*	Possible Points (Weight)	Provider Points Earned
OPM Monitoring Reviews				
Annual Comprehensive Reviews	88%	94%	25	23.42
Safety Reviews	94%	90%	15	13.50
Monitoring Sub-Total			40	36.92
CPA Safety Outcomes				
Incidence of Maltreatment	0.02%	No Substantiated Reports	10	10.00
Staff Training	90%	100%	10	5.00
Safety Sub-Total			20	20.00
CPA Permanency Outcomes				
Placement Stability	92%	79%	15	11.85
Permanency Sub-Total			15	11.85
CPA Well-Being Outcomes				
EPSDT Medical Visits	85%	93%	4	3.72
EPSDT Dental Visits	79%	93%	4	3.72
Academic Supports	74%	97%	3	2.91
Provider ECEM Visits	91%	92%	7	6.44
Provider General Contacts	88%	98%	7	6.86
Placements with Siblings	64%	29%	Not Scored	Not Scored
Placements within Legal County	19%	0%	Not Scored	Not Scored
Well-Being Sub-Total			25	23.65

*Performance calculation descriptions can be found in the FY 2017 RBWO PBP Measurements and Standards Guide.

Monitoring & Outcomes: Possible Points = 100	Points Earned: 92.42
Score Before Incentives Credit	92.42%
Incentives Awarded	5.92 pts
PBP Verification	N/A pts
Total Score	98.34%

Provider/Program Name: Elks Aidmore Children's Center - Valdosta (5179) - CPA



DHS, DFCS, Office of Provider Management
Performance-Based Placement Measures
RBWO Provider GA+SCORECARD - CPA



Report Quarter: Q3 FY2018

# New Foster Homes During Quarter: 1		# Children in Care During Quarter: 34	# Placements During Quarter: 40	# Children in Care On Last Day: 26
CPA Incentive Credits	Avg Performance All CPAs (%)	Provider Performance (%)*	Possible Points (Weight)	Provider Points Earned
Early EPSDT Medical Visits		50%	2	1.00
Early EPSDT Dental Visits		70%	2	1.40
Permanency Contacts		None Planned	5	
Additional Academic Supports		51%	2	1.02
Foster Hm Retention Rate (threshold = 90)		69%	2	0.00
Foster Hm Recruitment (threshold = 100)		50%	2	0.00
Active Agency Accreditation		50%	4	2.00
Staff Clinical Licensure		10%	5	0.50
Incentives Total	5.21		24	5.92
Maximum total combined incentive credit allowed is 10 points.			Incentives Awarded	5.92
*Performance calculation descriptions can be found in the FY 2017 RBWO PBP Measurements and Standards Guide.				

Child Protective Services Investigations and Dispositions

The following investigations data, which is not used for scoring but is considered significant to a provider's performance, is from Georgia SHINES and is not considered final or complete until the end of the fiscal year.

Total Reports:	0	
Number Screened In:	0	
Number Screened Out:	0	
Number Substantiated:	0	
Number Unsubstantiated:	0	
Number Active CPS Investigations:	0	



DHS, DFCS, Office of Provider Management
Performance-Based Placement Measures
RBWO Provider GA+SCORECARD - CPA
Report Quarter: Q3 FY2018



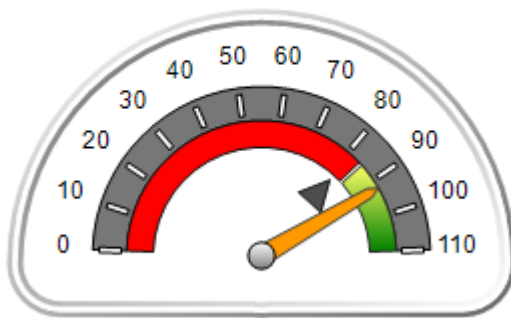
Provider/Program Name: ENA, Inc., dba NECCO (formerly GA SAFE) - Albany (672) - CPA

2231 Dawson Rd., Albany, GA 31707 Phone: 2292995095 Vendor ID# 84512	Quarterly Scores (Grades)		Current Quarter Score (Grade)
	Q1: 95.72 (A)	Q2: 89.28 (B+)	92.49% (A-)
	Q3: 92.49 (A-)	Q4: (N/A)	
# New Foster Homes During Quarter: 5	# Children in Care During Quarter: 76	# Placements During Quarter: 79	# Children in Care On Last Day: 68

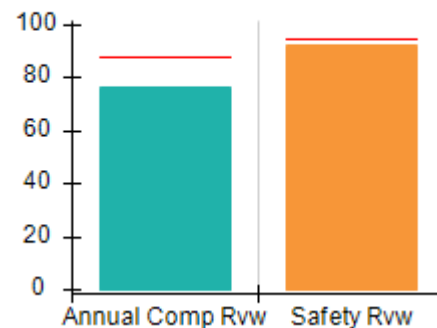
Quarterly Provider Comparisons to All CPAs

▼ — indicates average for all CPAs

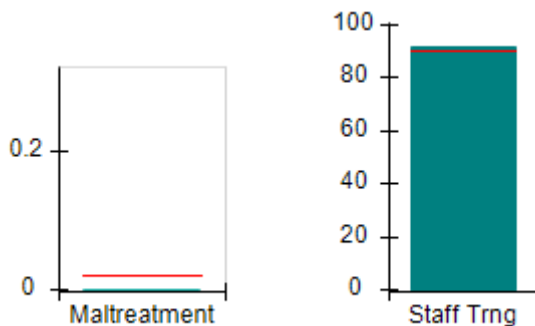
Overall Score (%)



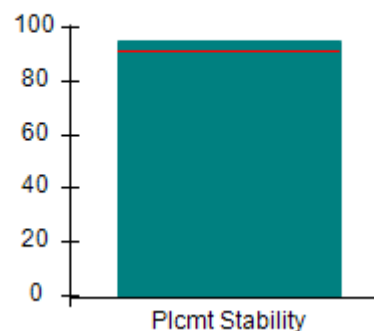
OPM Monitoring Reviews (%)



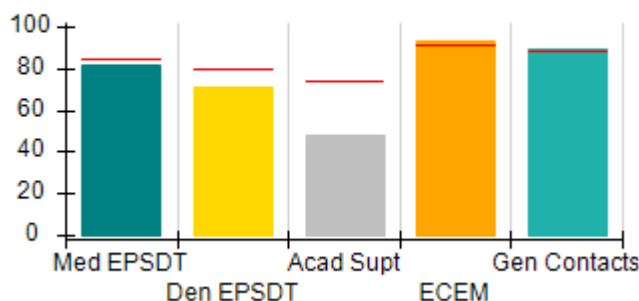
Safety Outcomes (%)



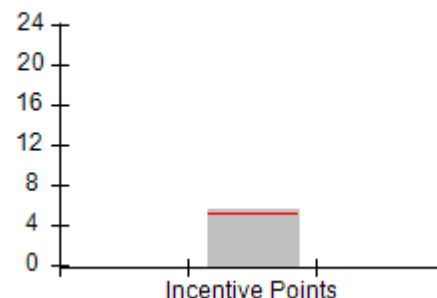
Permanency Outcomes (%)



Well-Being Outcomes (%)



Incentives Earned (Points)





DHS, DFCS, Office of Provider Management
Performance-Based Placement Measures
RBWO Provider GA+SCORECARD - CPA
Report Quarter: Q3 FY2018



Provider/Program Name: ENA, Inc., dba NECCO (formerly GA SAFE) - Albany (672) - CPA

2231 Dawson Rd., Albany, GA 31707 Phone: 2292995095 Vendor ID# 84512	Quarterly Scores (Grades)		Current Quarter Score (Grade)
	Q1: 95.72 (A)	Q2: 89.28 (B+)	92.49%
	Q3: 92.49 (A-)	Q4: (N/A)	(A-)

# New Foster Homes During Quarter: 5	# Children in Care During Quarter: 76	# Placements During Quarter: 79	# Children in Care On Last Day: 68
--------------------------------------	---------------------------------------	---------------------------------	------------------------------------

	Avg Performance All CPAs (%)	Provider Performance (%)*	Possible Points (Weight)	Provider Points Earned
--	-------------------------------------	----------------------------------	---------------------------------	-------------------------------

OPM Monitoring Reviews

Annual Comprehensive Reviews	88%	76%	25	19.05
Safety Reviews	94%	92%	15	13.77
Monitoring Sub-Total			40	32.82

CPA Safety Outcomes

Incidence of Maltreatment	0.02%	No Substantiated Reports	10	10.00
Staff Training	90%	92%	10	4.60
Safety Sub-Total			20	19.60

CPA Permanency Outcomes

Placement Stability	92%	95%	15	14.25
Permanency Sub-Total			15	14.25

CPA Well-Being Outcomes

EPSDT Medical Visits	85%	82%	4	3.28
EPSDT Dental Visits	79%	71%	4	2.84
Academic Supports	74%	48%	3	1.44
Provider ECEM Visits	91%	93%	7	6.51
Provider General Contacts	88%	89%	7	6.23
Placements with Siblings	64%	54%	Not Scored	Not Scored
Placements within Legal County	19%	35%	Not Scored	Not Scored
Well-Being Sub-Total			25	20.30

*Performance calculation descriptions can be found in the FY 2017 RBWO PBP Measurements and Standards Guide.

Monitoring & Outcomes: Possible Points = 100		Points Earned: 86.97	
Score Before Incentives Credit			86.97%
Incentives Awarded			5.52 pts
PBP Verification			N/A pts
Total Score			92.49%

Provider/Program Name: ENA, Inc., dba NECCO (formerly GA SAFE) - Albany (672) - CPA



DHS, DFCS, Office of Provider Management
Performance-Based Placement Measures
RBWO Provider GA+SCORECARD - CPA



Report Quarter: Q3 FY2018

# New Foster Homes During Quarter: 5		# Children in Care During Quarter: 76	# Placements During Quarter: 79	# Children in Care On Last Day: 68
CPA Incentive Credits	Avg Performance All CPAs (%)	Provider Performance (%)*	Possible Points (Weight)	Provider Points Earned
Early EPSDT Medical Visits		20%	2	0.40
Early EPSDT Dental Visits		31%	2	0.62
Permanency Contacts		0%	5	0.00
Additional Academic Supports		0%	2	0.00
Foster Hm Retention Rate (threshold = 90)		85%	2	0.00
Foster Hm Recruitment (threshold = 100)		125%	2	2.00
Active Agency Accreditation		50%	4	2.00
Staff Clinical Licensure		10%	5	0.50
Incentives Total	5.21		24	5.52
Maximum total combined incentive credit allowed is 10 points.			Incentives Awarded	5.52
*Performance calculation descriptions can be found in the FY 2017 RBWO PBP Measurements and Standards Guide.				

Child Protective Services Investigations and Dispositions

The following investigations data, which is not used for scoring but is considered significant to a provider's performance, is from Georgia SHINES and is not considered final or complete until the end of the fiscal year.

Total Reports:	1	
Number Screened In:	1	
Number Screened Out:	0	
Number Substantiated:	0	
Number Unsubstantiated:	0	
Number Active CPS Investigations:	1	



DHS, DFCS, Office of Provider Management

Performance-Based Placement Measures

RBWO Provider GA+SCORECARD - CPA



Report Quarter: Q3 FY2018

Provider/Program Name: ENA, Inc., dba NECCO (formerly GA SAFE) - Jonesboro (4289) - CPA

9556 Tara Blvd., Jonesboro, GA 30236

Phone: 678-610-1933

Vendor ID# 84514

Quarterly Scores (Grades)

Q1: 84.22 (B)

Q2: 82.93 (B-)

Q3: 86.67 (B)

Q4: (N/A)

Current Quarter Score (Grade)

86.67%

(B)

New Foster Homes During Quarter: 9

Children in Care During Quarter: 121

Placements During Quarter: 123

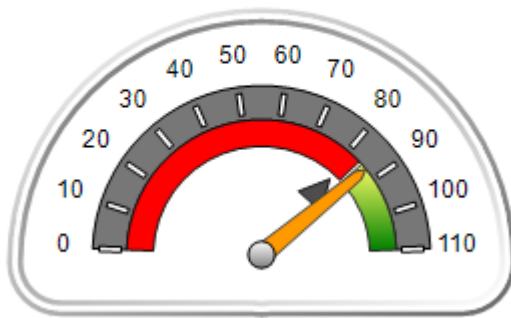
Children in Care On Last Day: 99

Quarterly Provider Comparisons to All CPAs

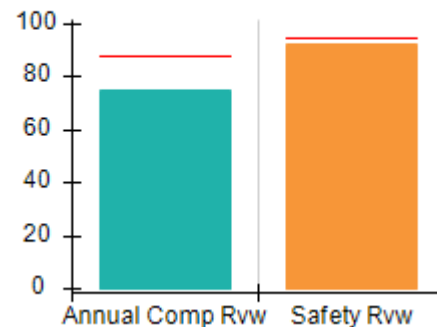


indicates average for all CPAs

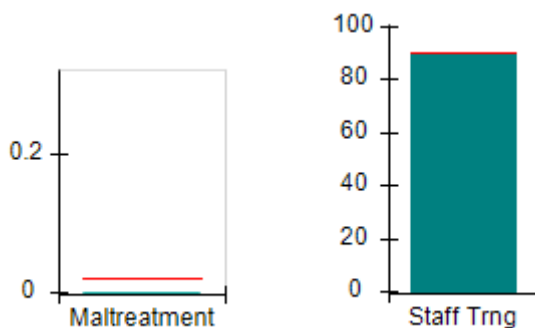
Overall Score (%)



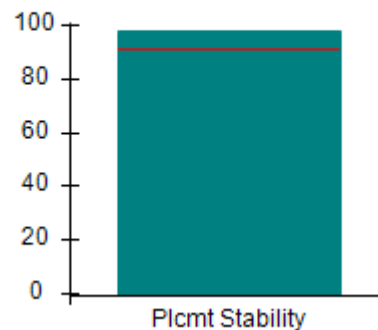
OPM Monitoring Reviews (%)



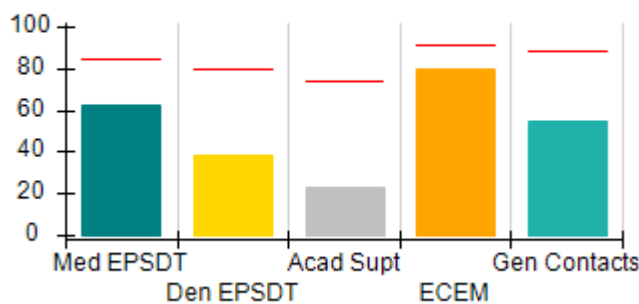
Safety Outcomes (%)



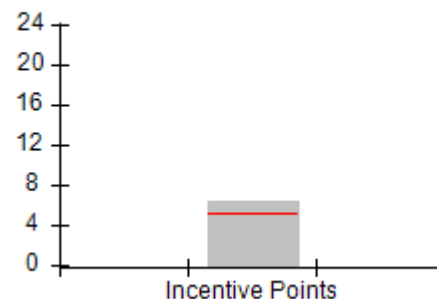
Permanency Outcomes (%)



Well-Being Outcomes (%)



Incentives Earned (Points)





DHS, DFCS, Office of Provider Management
Performance-Based Placement Measures
RBWO Provider GA+SCORECARD - CPA



Report Quarter: Q3 FY2018

Provider/Program Name: ENA, Inc., dba NECCO (formerly GA SAFE) - Jonesboro (4289) - CPA

9556 Tara Blvd., Jonesboro, GA 30236 Phone: 678-610-1933 Vendor ID# 84514	Quarterly Scores (Grades)		Current Quarter Score (Grade)
	Q1: 84.22 (B)	Q2: 82.93 (B-)	86.67%
	Q3: 86.67 (B)	Q4: (N/A)	(B)

# New Foster Homes During Quarter: 9	# Children in Care During Quarter: 121	# Placements During Quarter: 123	# Children in Care On Last Day: 99
--------------------------------------	--	----------------------------------	------------------------------------

	Avg Performance All CPAs (%)	Provider Performance (%)*	Possible Points (Weight)	Provider Points Earned
--	-------------------------------------	----------------------------------	---------------------------------	-------------------------------

OPM Monitoring Reviews

Annual Comprehensive Reviews	88%	75%	25	18.65
Safety Reviews	94%	92%	15	13.82
Monitoring Sub-Total			40	32.47

CPA Safety Outcomes

Incidence of Maltreatment	0.02%	No Substantiated Reports	10	10.00
Staff Training	90%	90%	10	4.50
Safety Sub-Total			20	19.00

CPA Permanency Outcomes

Placement Stability	92%	98%	15	14.70
Permanency Sub-Total			15	14.70

CPA Well-Being Outcomes

EPSDT Medical Visits	85%	62%	4	2.48
EPSDT Dental Visits	79%	39%	4	1.56
Academic Supports	74%	23%	3	0.69
Provider ECEM Visits	91%	80%	7	5.60
Provider General Contacts	88%	55%	7	3.85
Placements with Siblings	64%	79%	Not Scored	Not Scored
Placements within Legal County	19%	12%	Not Scored	Not Scored
Well-Being Sub-Total			25	14.18

*Performance calculation descriptions can be found in the FY 2017 RBWO PBP Measurements and Standards Guide.

Monitoring & Outcomes: Possible Points = 100		Points Earned: 80.35	
Score Before Incentives Credit			80.35%
Incentives Awarded			6.32 pts
PBP Verification			N/A pts
Total Score			86.67%



DHS, DFCS, Office of Provider Management
Performance-Based Placement Measures
RBWO Provider GA+SCORECARD - CPA



Report Quarter: Q3 FY2018

Provider/Program Name: ENA, Inc., dba NECCO (formerly GA SAFE) - Jonesboro (4289) - CPA

# New Foster Homes During Quarter: 9		# Children in Care During Quarter: 121	# Placements During Quarter: 123	# Children in Care On Last Day: 99
CPA Incentive Credits	Avg Performance All CPAs (%)	Provider Performance (%)*	Possible Points (Weight)	Provider Points Earned
Early EPSDT Medical Visits		11%	2	0.22
Early EPSDT Dental Visits		5%	2	0.10
Permanency Contacts		0%	5	0.00
Additional Academic Supports		0%	2	0.00
Foster Hm Retention Rate (threshold = 90)		91%	2	2.00
Foster Hm Recruitment (threshold = 100)		100%	2	2.00
Active Agency Accreditation		50%	4	2.00
Staff Clinical Licensure		0%	5	0.00
Incentives Total	5.21		24	6.32
Maximum total combined incentive credit allowed is 10 points.			Incentives Awarded	6.32

*Performance calculation descriptions can be found in the FY 2017 RBWO PBP Measurements and Standards Guide.

Child Protective Services Investigations and Dispositions

The following investigations data, which is not used for scoring but is considered significant to a provider's performance, is from Georgia SHINES and is not considered final or complete until the end of the fiscal year.

Total Reports:	1
Number Screened In:	1
Number Screened Out:	0
Number Substantiated:	0
Number Unsubstantiated:	3
Number Active CPS Investigations:	-2



DHS, DFCS, Office of Provider Management
Performance-Based Placement Measures
RBWO Provider GA+SCORECARD - CPA
Report Quarter: Q3 FY2018

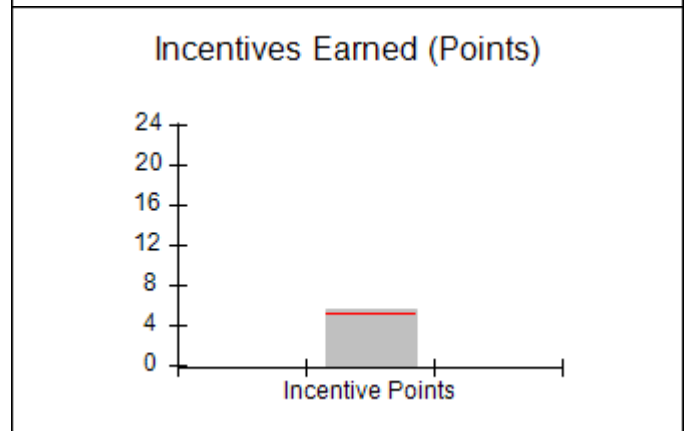
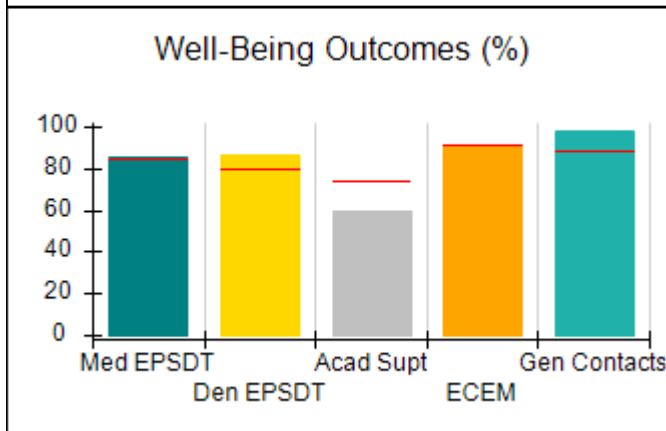
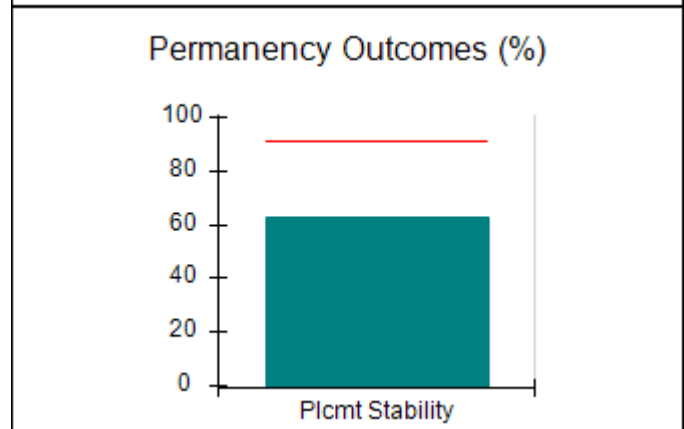
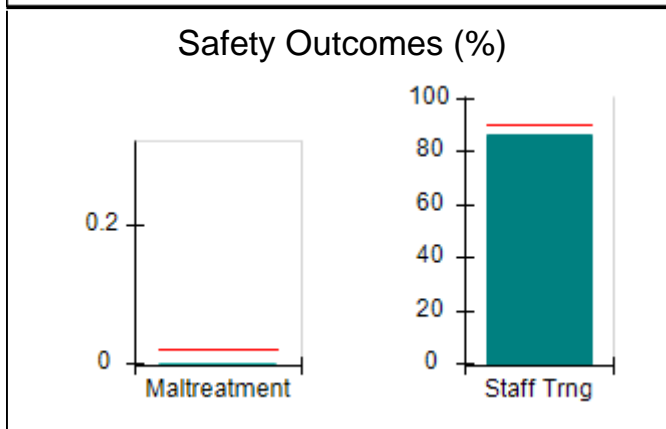
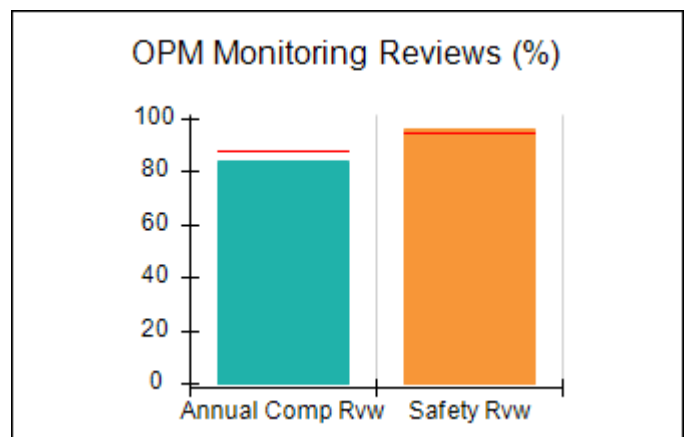
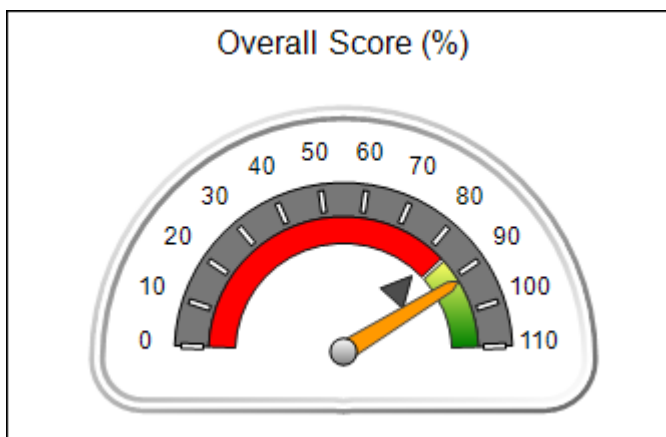


Provider/Program Name: ENA, Inc., dba NECCO (formerly GA SAFE) - Macon (675) - CPA

150 North Crest Boulevard, Macon, GA 31210 Phone: 478-971-2170 Vendor ID# 84513	Quarterly Scores (Grades)		Current Quarter Score (Grade)
	Q1: 88.59 (B+)	Q2: 94.91 (A)	91.60% (A-)
	Q3: 91.60 (A-)	Q4: (N/A)	
# New Foster Homes During Quarter: 6	# Children in Care During Quarter: 94	# Placements During Quarter: 135	# Children in Care On Last Day: 76

Quarterly Provider Comparisons to All CPAs

▼ — indicates average for all CPAs





DHS, DFCS, Office of Provider Management
Performance-Based Placement Measures
RBWO Provider GA+SCORECARD - CPA
Report Quarter: Q3 FY2018



Provider/Program Name: ENA, Inc., dba NECCO (formerly GA SAFE) - Macon (675) - CPA

150 North Crest Boulevard, Macon, GA 31210 Phone: 478-971-2170 Vendor ID# 84513	Quarterly Scores (Grades)		Current Quarter Score (Grade)
	Q1: 88.59 (B+)	Q2: 94.91 (A)	91.60%
	Q3: 91.60 (A-)	Q4: (N/A)	(A-)

# New Foster Homes During Quarter: 6	# Children in Care During Quarter: 94	# Placements During Quarter: 135	# Children in Care On Last Day: 76
--------------------------------------	---------------------------------------	----------------------------------	------------------------------------

	Avg Performance All CPAs (%)	Provider Performance (%)*	Possible Points (Weight)	Provider Points Earned
OPM Monitoring Reviews				
Annual Comprehensive Reviews	88%	84%	25	20.94
Safety Reviews	94%	96%	15	14.40
Monitoring Sub-Total			40	35.34
CPA Safety Outcomes				
Incidence of Maltreatment	0.02%	No Substantiated Reports	10	10.00
Staff Training	90%	86%	10	4.30
Safety Sub-Total			20	19.30
CPA Permanency Outcomes				
Placement Stability	92%	63%	15	9.45
Permanency Sub-Total			15	9.45
CPA Well-Being Outcomes				
EPSDT Medical Visits	85%	85%	4	3.40
EPSDT Dental Visits	79%	86%	4	3.44
Academic Supports	74%	60%	3	1.80
Provider ECEM Visits	91%	91%	7	6.37
Provider General Contacts	88%	98%	7	6.86
Placements with Siblings	64%	77%	Not Scored	Not Scored
Placements within Legal County	19%	6%	Not Scored	Not Scored
Well-Being Sub-Total			25	21.87

*Performance calculation descriptions can be found in the FY 2017 RBWO PBP Measurements and Standards Guide.

Monitoring & Outcomes: Possible Points = 100		Points Earned: 85.96	
Score Before Incentives Credit		85.96%	
Incentives Awarded		5.64 pts	
PBP Verification		N/A pts	
Total Score		91.60%	

Provider/Program Name: ENA, Inc., dba NECCO (formerly GA SAFE) - Macon (675) - CPA



DHS, DFCS, Office of Provider Management
Performance-Based Placement Measures
RBWO Provider GA+SCORECARD - CPA



Report Quarter: Q3 FY2018

# New Foster Homes During Quarter: 6		# Children in Care During Quarter: 94	# Placements During Quarter: 135	# Children in Care On Last Day: 76
CPA Incentive Credits	Avg Performance All CPAs (%)	Provider Performance (%)*	Possible Points (Weight)	Provider Points Earned
Early EPSDT Medical Visits		44%	2	0.88
Early EPSDT Dental Visits		38%	2	0.76
Permanency Contacts		0%	5	0.00
Additional Academic Supports		0%	2	0.00
Foster Hm Retention Rate (threshold = 90)		84%	2	0.00
Foster Hm Recruitment (threshold = 100)		125%	2	2.00
Active Agency Accreditation		50%	4	2.00
Staff Clinical Licensure		0%	5	0.00
Incentives Total	5.21		24	5.64
Maximum total combined incentive credit allowed is 10 points.			Incentives Awarded	5.64
*Performance calculation descriptions can be found in the FY 2017 RBWO PBP Measurements and Standards Guide.				

Child Protective Services Investigations and Dispositions

The following investigations data, which is not used for scoring but is considered significant to a provider's performance, is from Georgia SHINES and is not considered final or complete until the end of the fiscal year.

Total Reports:	4
Number Screened In:	4
Number Screened Out:	0
Number Substantiated:	0
Number Unsubstantiated:	0
Number Active CPS Investigations:	4



DHS, DFCS, Office of Provider Management
Performance-Based Placement Measures
RBWO Provider GA+SCORECARD - CPA



Report Quarter: Q3 FY2018

Provider/Program Name: ENA, Inc., dba NECCO (formerly GA SAFE) - Martinez (673) - CPA

4424 Columbia Rd., Martinez, GA 30907

Phone: 706-210-3435

Vendor ID# 84510

Quarterly Scores (Grades)

Current Quarter Score (Grade)

Q1: 93.48 (A-)

Q2: 89.29 (B+)

91.23%

Q3: 91.23 (A-)

Q4: (N/A)

(A-)

New Foster Homes During Quarter: 2

Children in Care During Quarter: 58

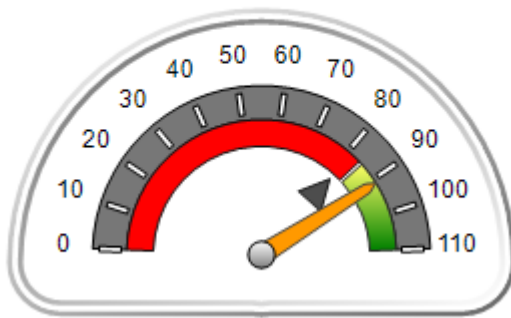
Placements During Quarter: 60

Children in Care On Last Day: 50

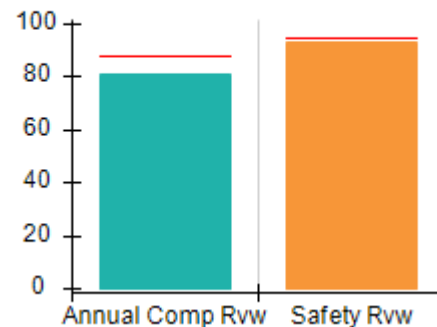
Quarterly Provider Comparisons to All CPAs

▼ — indicates average for all CPAs

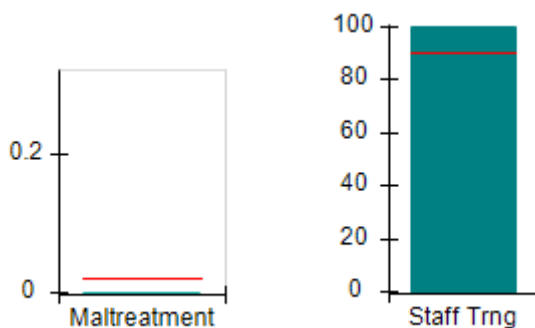
Overall Score (%)



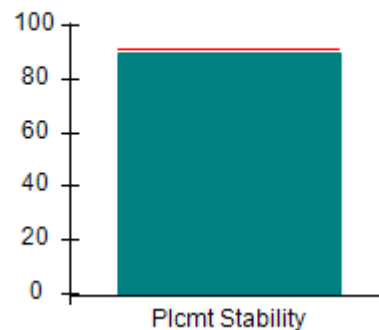
OPM Monitoring Reviews (%)



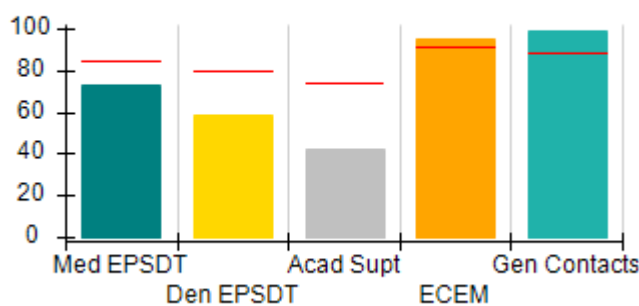
Safety Outcomes (%)



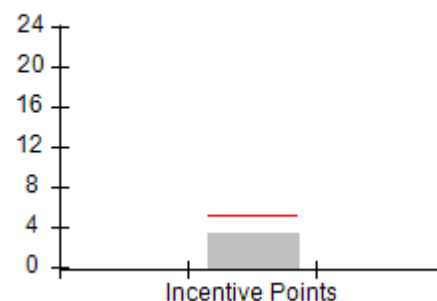
Permanency Outcomes (%)



Well-Being Outcomes (%)



Incentives Earned (Points)





DHS, DFCS, Office of Provider Management
Performance-Based Placement Measures
RBWO Provider GA+SCORECARD - CPA



Report Quarter: Q3 FY2018

Provider/Program Name: ENA, Inc., dba NECCO (formerly GA SAFE) - Martinez (673) - CPA

4424 Columbia Rd., Martinez, GA 30907		Quarterly Scores (Grades)		Current Quarter Score (Grade)
Phone: 706-210-3435		Q1: 93.48 (A-)	Q2: 89.29 (B+)	91.23%
Vendor ID# 84510		Q3: 91.23 (A-)	Q4: (N/A)	(A-)
# New Foster Homes During Quarter: 2		# Children in Care During Quarter: 58	# Placements During Quarter: 60	# Children in Care On Last Day: 50
	Avg Performance All CPAs (%)	Provider Performance (%)*	Possible Points (Weight)	Provider Points Earned
OPM Monitoring Reviews				
Annual Comprehensive Reviews	88%	81%	25	20.29
Safety Reviews	94%	93%	15	13.92
Monitoring Sub-Total			40	34.21
CPA Safety Outcomes				
Incidence of Maltreatment	0.02%	No Substantiated Reports	10	10.00
Staff Training	90%	100%	10	5.00
Safety Sub-Total			20	20.00
CPA Permanency Outcomes				
Placement Stability	92%	90%	15	13.50
Permanency Sub-Total			15	13.50
CPA Well-Being Outcomes				
EPSDT Medical Visits	85%	73%	4	2.92
EPSDT Dental Visits	79%	59%	4	2.36
Academic Supports	74%	42%	3	1.26
Provider ECEM Visits	91%	95%	7	6.65
Provider General Contacts	88%	99%	7	6.93
Placements with Siblings	64%	60%	Not Scored	Not Scored
Placements within Legal County	19%	53%	Not Scored	Not Scored
Well-Being Sub-Total			25	20.12

*Performance calculation descriptions can be found in the FY 2017 RBWO PBP Measurements and Standards Guide.

Monitoring & Outcomes: Possible Points = 100		Points Earned: 87.83	
Score Before Incentives Credit		87.83%	
Incentives Awarded		3.40 pts	
PBP Verification		N/A pts	
Total Score		91.23%	



DHS, DFCS, Office of Provider Management
Performance-Based Placement Measures
RBWO Provider GA+SCORECARD - CPA



Report Quarter: Q3 FY2018

Provider/Program Name: ENA, Inc., dba NECCO (formerly GA SAFE) - Martinez (673) - CPA

# New Foster Homes During Quarter: 2		# Children in Care During Quarter: 58	# Placements During Quarter: 60	# Children in Care On Last Day: 50
CPA Incentive Credits	Avg Performance All CPAs (%)	Provider Performance (%)*	Possible Points (Weight)	Provider Points Earned
Early EPSDT Medical Visits		31%	2	0.62
Early EPSDT Dental Visits		31%	2	0.62
Permanency Contacts		0%	5	0.00
Additional Academic Supports		8%	2	0.16
Foster Hm Retention Rate (threshold = 90)		65%	2	0.00
Foster Hm Recruitment (threshold = 100)		25%	2	0.00
Active Agency Accreditation		50%	4	2.00
Staff Clinical Licensure		0%	5	0.00
Incentives Total	5.21		24	3.40
Maximum total combined incentive credit allowed is 10 points.			Incentives Awarded	3.40

*Performance calculation descriptions can be found in the FY 2017 RBWO PBP Measurements and Standards Guide.

Child Protective Services Investigations and Dispositions

The following investigations data, which is not used for scoring but is considered significant to a provider's performance, is from Georgia SHINES and is not considered final or complete until the end of the fiscal year.

Total Reports:	3
Number Screened In:	1
Number Screened Out:	2
Number Substantiated:	0
Number Unsubstantiated:	1
Number Active CPS Investigations:	0



DHS, DFCS, Office of Provider Management
Performance-Based Placement Measures
RBWO Provider GA+SCORECARD - CPA



Report Quarter: Q3 FY2018

Provider/Program Name: ENA, Inc., dba NECCO (formerly GA SAFE) - Valdosta (5330) - CPA

120 North Oak St., Valdosta, GA 31601

Phone: 2294157957

Vendor ID# 156826

Quarterly Scores (Grades)

Current Quarter Score (Grade)

Q1: (N/A)

Q2: 101.99 (A+)

99.55%

Q3: 99.55 (A+)

Q4: (N/A)

(A+)

New Foster Homes During Quarter: 3

Children in Care During Quarter: 66

Placements During Quarter: 67

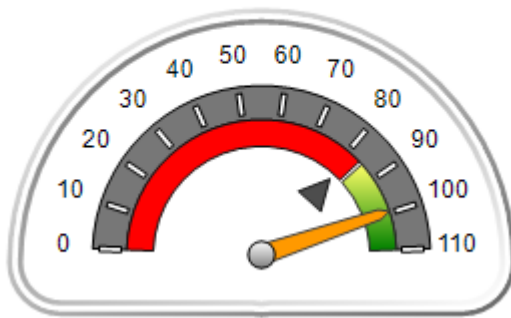
Children in Care On Last Day: 51

Quarterly Provider Comparisons to All CPAs

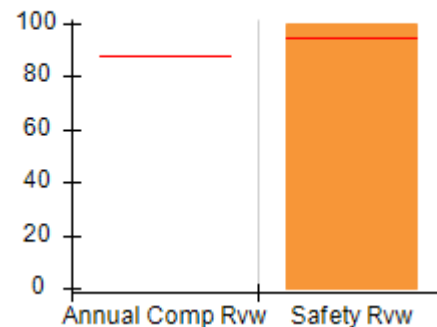


indicates average for all CPAs

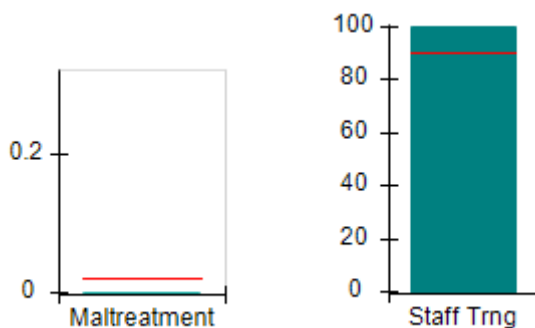
Overall Score (%)



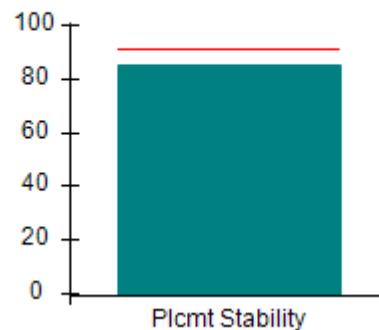
OPM Monitoring Reviews (%)



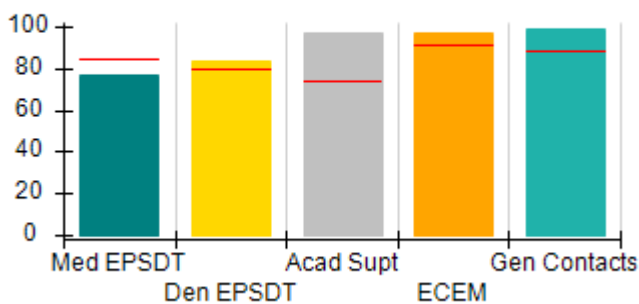
Safety Outcomes (%)



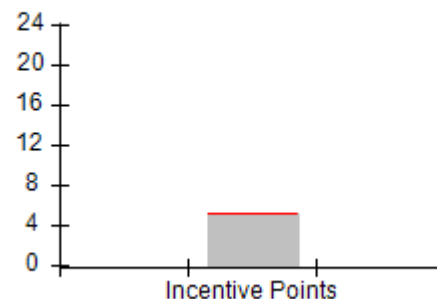
Permanency Outcomes (%)



Well-Being Outcomes (%)



Incentives Earned (Points)





DHS, DFCS, Office of Provider Management
Performance-Based Placement Measures
RBWO Provider GA+SCORECARD - CPA



Report Quarter: Q3 FY2018

Provider/Program Name: ENA, Inc., dba NECCO (formerly GA SAFE) - Valdosta (5330) - CPA

120 North Oak St., Valdosta, GA 31601 Phone: 2294157957 Vendor ID# 156826	Quarterly Scores (Grades)		Current Quarter Score (Grade)
	Q1: (F)	Q2: 101.99 (A+)	99.55%
	Q3: 99.55 (A+)	Q4: (N/A)	(A+)

# New Foster Homes During Quarter: 3	# Children in Care During Quarter: 66	# Placements During Quarter: 67	# Children in Care On Last Day: 51
--------------------------------------	---------------------------------------	---------------------------------	------------------------------------

	Avg Performance All CPAs (%)	Provider Performance (%)*	Possible Points (Weight)	Provider Points Earned
--	-------------------------------------	----------------------------------	---------------------------------	-------------------------------

OPM Monitoring Reviews

Annual Comprehensive Reviews	88%	Not Yet Conducted		
Safety Reviews	94%	100%	15	15.00
Monitoring Sub-Total			15	15.00

CPA Safety Outcomes

Incidence of Maltreatment	0.02%	No Substantiated Reports	10	10.00
Staff Training	90%	100%	10	5.00
Safety Sub-Total			20	20.00

CPA Permanency Outcomes

Placement Stability	92%	85%	15	12.75
Permanency Sub-Total			15	12.75

CPA Well-Being Outcomes

EPSDT Medical Visits	85%	77%	4	3.08
EPSDT Dental Visits	79%	83%	4	3.32
Academic Supports	74%	97%	3	2.91
Provider ECEM Visits	91%	97%	7	6.79
Provider General Contacts	88%	99%	7	6.93
Placements with Siblings	64%	72%	Not Scored	Not Scored
Placements within Legal County	19%	13%	Not Scored	Not Scored
Well-Being Sub-Total			25	23.03

*Performance calculation descriptions can be found in the FY 2017 RBWO PBP Measurements and Standards Guide.

Monitoring & Outcomes: Possible Points = 75	Points Earned: 70.78
Score Before Incentives Credit	94.37%
Incentives Awarded	5.18 pts
PBP Verification	N/A pts
Total Score	99.55%



DHS, DFCS, Office of Provider Management
Performance-Based Placement Measures
RBWO Provider GA+SCORECARD - CPA



Report Quarter: Q3 FY2018

Provider/Program Name: ENA, Inc., dba NECCO (formerly GA SAFE) - Valdosta (5330) - CPA

# New Foster Homes During Quarter: 3		# Children in Care During Quarter: 66	# Placements During Quarter: 67	# Children in Care On Last Day: 51
CPA Incentive Credits	Avg Performance All CPAs (%)	Provider Performance (%)*	Possible Points (Weight)	Provider Points Earned
Early EPSDT Medical Visits		67%	2	1.34
Early EPSDT Dental Visits		63%	2	1.26
Permanency Contacts		None Planned	5	
Additional Academic Supports		4%	2	0.08
Foster Hm Retention Rate (threshold = 90)		85%	2	0.00
Foster Hm Recruitment (threshold = 100)		75%	2	0.00
Active Agency Accreditation		50%	4	2.00
Staff Clinical Licensure		10%	5	0.50
Incentives Total	5.21		24	5.18
Maximum total combined incentive credit allowed is 10 points.			Incentives Awarded	5.18

*Performance calculation descriptions can be found in the FY 2017 RBWO PBP Measurements and Standards Guide.

Child Protective Services Investigations and Dispositions

The following investigations data, which is not used for scoring but is considered significant to a provider's performance, is from Georgia SHINES and is not considered final or complete until the end of the fiscal year.

Total Reports:	1
Number Screened In:	1
Number Screened Out:	0
Number Substantiated:	0
Number Unsubstantiated:	0
Number Active CPS Investigations:	1



DHS, DFCS, Office of Provider Management
Performance-Based Placement Measures
RBWO Provider GA+SCORECARD - CPA
Report Quarter: Q3 FY2018



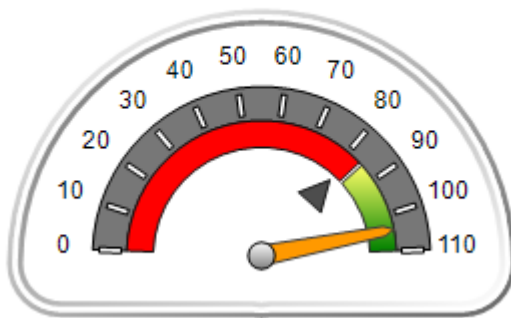
Provider/Program Name: Faithbridge Foster Care - Atlanta (974) - CPA

4400 Northpoint Parkway, Alpharetta, GA 30022 Phone: 678-690-7114 Vendor ID# 82494	Quarterly Scores (Grades)		Current Quarter Score (Grade)
	Q1: 102.48 (A+)	Q2: 101.97 (A+)	104.25% (A+)
	Q3: 104.25 (A+)	Q4: (N/A)	
# New Foster Homes During Quarter: 28	# Children in Care During Quarter: 234	# Placements During Quarter: 241	# Children in Care On Last Day: 197

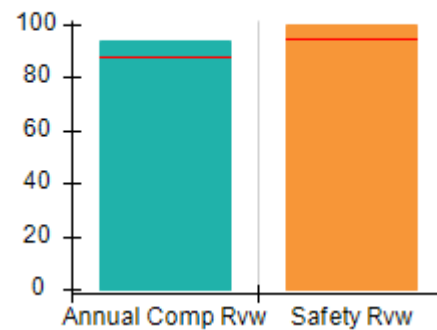
Quarterly Provider Comparisons to All CPAs

▼ — indicates average for all CPAs

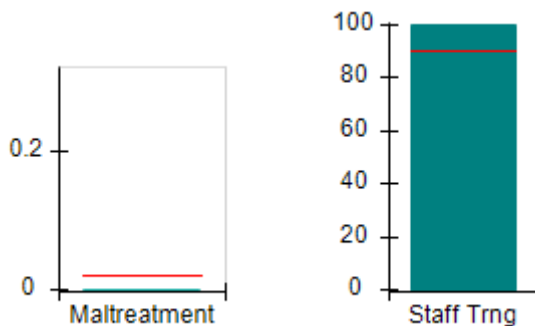
Overall Score (%)



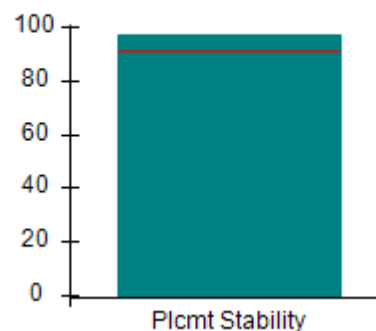
OPM Monitoring Reviews (%)



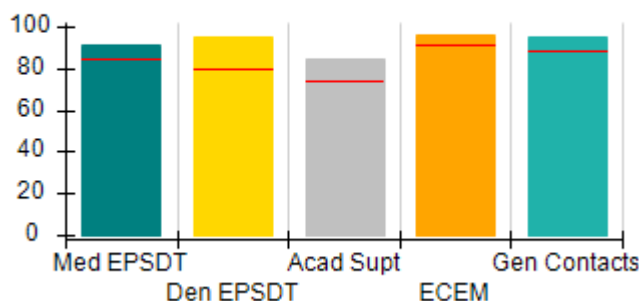
Safety Outcomes (%)



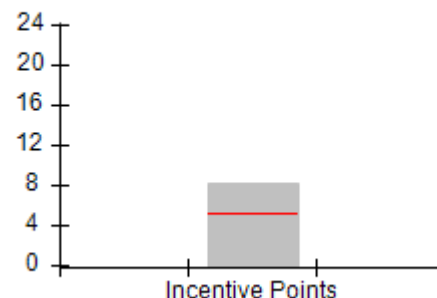
Permanency Outcomes (%)



Well-Being Outcomes (%)



Incentives Earned (Points)





DHS, DFCS, Office of Provider Management
Performance-Based Placement Measures
RBWO Provider GA+SCORECARD - CPA
Report Quarter: Q3 FY2018



Provider/Program Name: Faithbridge Foster Care - Atlanta (974) - CPA

4400 Northpoint Parkway, Alpharetta, GA 30022 Phone: 678-690-7114 Vendor ID# 82494		Quarterly Scores (Grades)		Current Quarter Score (Grade)
		Q1: 102.48 (A+)	Q2: 101.97 (A+)	104.25%
		Q3: 104.25 (A+)	Q4: (N/A)	(A+)
# New Foster Homes During Quarter: 28		# Children in Care During Quarter: 234	# Placements During Quarter: 241	# Children in Care On Last Day: 197
	Avg Performance All CPAs (%)	Provider Performance (%)*	Possible Points (Weight)	Provider Points Earned
OPM Monitoring Reviews				
Annual Comprehensive Reviews	88%	94%	25	23.38
Safety Reviews	94%	99%	15	14.91
Monitoring Sub-Total			40	38.29
CPA Safety Outcomes				
Incidence of Maltreatment	0.02%	No Substantiated Reports	10	10.00
Staff Training	90%	100%	10	5.00
Safety Sub-Total			20	20.00
CPA Permanency Outcomes				
Placement Stability	92%	97%	15	14.55
Permanency Sub-Total			15	14.55
CPA Well-Being Outcomes				
EPSDT Medical Visits	85%	91%	4	3.64
EPSDT Dental Visits	79%	95%	4	3.80
Academic Supports	74%	84%	3	2.52
Provider ECEM Visits	91%	96%	7	6.72
Provider General Contacts	88%	95%	7	6.65
Placements with Siblings	64%	55%	Not Scored	Not Scored
Placements within Legal County	19%	22%	Not Scored	Not Scored
Well-Being Sub-Total			25	23.33

*Performance calculation descriptions can be found in the FY 2017 RBWO PBP Measurements and Standards Guide.

Monitoring & Outcomes: Possible Points = 100		Points Earned: 96.17	
Score Before Incentives Credit			96.17%
Incentives Awarded			8.08 pts
PBP Verification			N/A pts
Total Score			104.25%

Provider/Program Name: Faithbridge Foster Care - Atlanta (974) - CPA



DHS, DFCS, Office of Provider Management
Performance-Based Placement Measures
RBWO Provider GA+SCORECARD - CPA



Report Quarter: Q3 FY2018

# New Foster Homes During Quarter: 28		# Children in Care During Quarter: 234	# Placements During Quarter: 241	# Children in Care On Last Day: 197
CPA Incentive Credits	Avg Performance All CPAs (%)	Provider Performance (%)*	Possible Points (Weight)	Provider Points Earned
Early EPSDT Medical Visits		93%	2	1.86
Early EPSDT Dental Visits		84%	2	1.68
Permanency Contacts		0%	5	0.00
Additional Academic Supports		27%	2	0.54
Foster Hm Retention Rate (threshold = 90)		93%	2	2.00
Foster Hm Recruitment (threshold = 100)		700%	2	2.00
Active Agency Accreditation		0%	4	0.00
Staff Clinical Licensure		0%	5	0.00
Incentives Total	5.21		24	8.08
Maximum total combined incentive credit allowed is 10 points.			Incentives Awarded	8.08
*Performance calculation descriptions can be found in the FY 2017 RBWO PBP Measurements and Standards Guide.				

Child Protective Services Investigations and Dispositions

The following investigations data, which is not used for scoring but is considered significant to a provider's performance, is from Georgia SHINES and is not considered final or complete until the end of the fiscal year.

Total Reports:	2
Number Screened In:	2
Number Screened Out:	0
Number Substantiated:	0
Number Unsubstantiated:	3
Number Active CPS Investigations:	-1



DHS, DFCS, Office of Provider Management
Performance-Based Placement Measures
RBWO Provider GA+SCORECARD - CPA
Report Quarter: Q3 FY2018

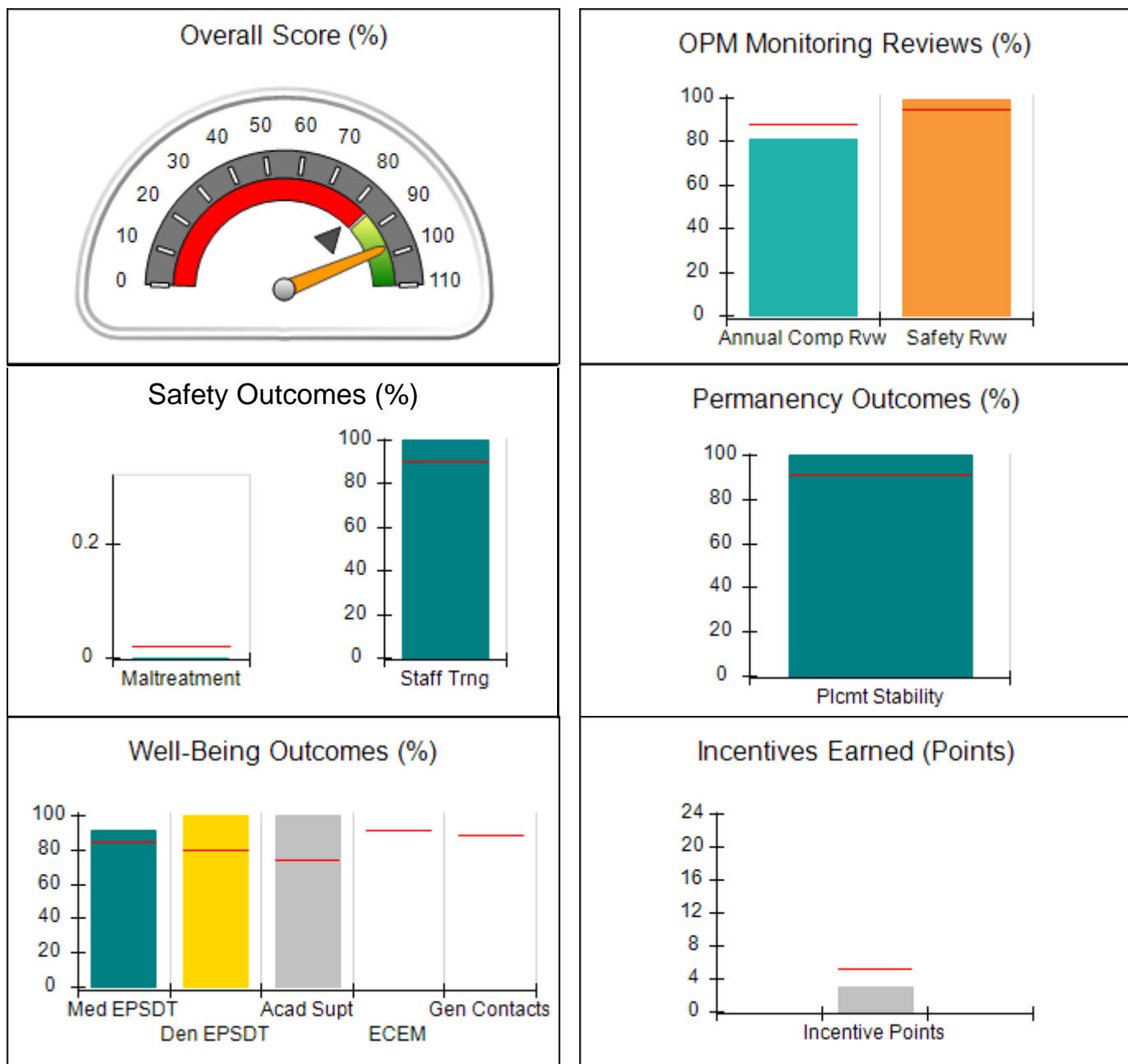


Provider/Program Name: Faithbridge Foster Care - Brunswick (5185) - CPA

1400 Norwich Street, Brunswick, GA 31520 Phone: 678-690-7114 Vendor ID# 121136	Quarterly Scores (Grades)		Current Quarter Score (Grade)
	Q1: 100.79 (A+)	Q2: 94.88 (A)	97.25% (A+)
	Q3: 97.25 (A+)	Q4: (N/A)	
# New Foster Homes During Quarter: 1	# Children in Care During Quarter: 15	# Placements During Quarter: 15	# Children in Care On Last Day: 10

Quarterly Provider Comparisons to All CPAs

▼ — indicates average for all CPAs





DHS, DFCS, Office of Provider Management
Performance-Based Placement Measures
RBWO Provider GA+SCORECARD - CPA
Report Quarter: Q3 FY2018



Provider/Program Name: Faithbridge Foster Care - Brunswick (5185) - CPA

1400 Norwich Street, Brunswick, GA 31520		Quarterly Scores (Grades)		Current Quarter Score (Grade)
Phone: 678-690-7114		Q1: 100.79 (A+)	Q2: 94.88 (A)	97.25%
Vendor ID# 121136		Q3: 97.25 (A+)	Q4: (N/A)	(A+)
# New Foster Homes During Quarter: 1		# Children in Care During Quarter: 15	# Placements During Quarter: 15	# Children in Care On Last Day: 10
	Avg Performance All CPAs (%)	Provider Performance (%)*	Possible Points (Weight)	Provider Points Earned
OPM Monitoring Reviews				
Annual Comprehensive Reviews	88%	81%	25	20.25
Safety Reviews	94%	99%	15	14.84
Monitoring Sub-Total			40	35.09
CPA Safety Outcomes				
Incidence of Maltreatment	0.02%	No Substantiated Reports	10	10.00
Staff Training	90%	100%	10	5.00
Safety Sub-Total			20	20.00
CPA Permanency Outcomes				
Placement Stability	92%	100%	15	15.00
Permanency Sub-Total			15	15.00
CPA Well-Being Outcomes				
EPSDT Medical Visits	85%	91%	9.1	8.26
EPSDT Dental Visits	79%	100%	9.1	9.08
Academic Supports	74%	100%	6.8	6.81
Provider ECEM Visits	91%	Not Eligible	N/A	
Provider General Contacts	88%	Not Eligible	N/A	
Placements with Siblings	64%	100%	Not Scored	Not Scored
Placements within Legal County	19%	67%	Not Scored	Not Scored
Well-Being Sub-Total			25	24.15

*Performance calculation descriptions can be found in the FY 2017 RBWO PBP Measurements and Standards Guide.

Monitoring & Outcomes: Possible Points = 100	Points Earned: 94.25
Score Before Incentives Credit	94.25%
Incentives Awarded	3.00 pts
PBP Verification	N/A pts
Total Score	97.25%

Provider/Program Name: Faithbridge Foster Care - Brunswick (5185) - CPA



DHS, DFCS, Office of Provider Management
Performance-Based Placement Measures
RBWO Provider GA+SCORECARD - CPA



Report Quarter: Q3 FY2018

# New Foster Homes During Quarter: 1		# Children in Care During Quarter: 15	# Placements During Quarter: 15	# Children in Care On Last Day: 10
CPA Incentive Credits	Avg Performance All CPAs (%)	Provider Performance (%)*	Possible Points (Weight)	Provider Points Earned
Early EPSDT Medical Visits		Not Eligible	2	
Early EPSDT Dental Visits		Not Eligible	2	
Permanency Contacts		None Planned	5	
Additional Academic Supports		50%	2	1.00
Foster Hm Retention Rate (threshold = 90)		86%	2	0.00
Foster Hm Recruitment (threshold = 100)		100%	2	2.00
Active Agency Accreditation		0%	4	0.00
Staff Clinical Licensure		0%	5	0.00
Incentives Total	5.21		24	3.00
Maximum total combined incentive credit allowed is 10 points.			Incentives Awarded	3.00
*Performance calculation descriptions can be found in the FY 2017 RBWO PBP Measurements and Standards Guide.				

Child Protective Services Investigations and Dispositions

The following investigations data, which is not used for scoring but is considered significant to a provider's performance, is from Georgia SHINES and is not considered final or complete until the end of the fiscal year.

Total Reports:	0	
Number Screened In:	0	
Number Screened Out:	0	
Number Substantiated:	0	
Number Unsubstantiated:	0	
Number Active CPS Investigations:	0	



DHS, DFCS, Office of Provider Management
Performance-Based Placement Measures
RBWO Provider GA+SCORECARD - CPA
Report Quarter: Q3 FY2018



Provider/Program Name: Families 4 Families - (5257) - CPA

3925 Harrison Road, Loganville, GA 30052

Phone: 770-462-3405

Vendor ID# 152583

Quarterly Scores (Grades)

Q1: 103.34 (A+)

Q2: 103.76 (A+)

Q3: 96.89 (A)

Q4: (N/A)

Current Quarter Score (Grade)

96.89%

(A)

New Foster Homes During Quarter: 12

Children in Care During Quarter: 75

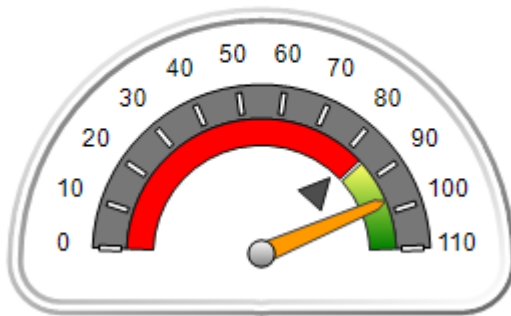
Placements During Quarter: 82

Children in Care On Last Day: 52

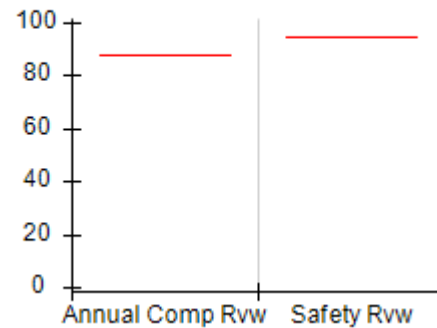
Quarterly Provider Comparisons to All CPAs

▼ — indicates average for all CPAs

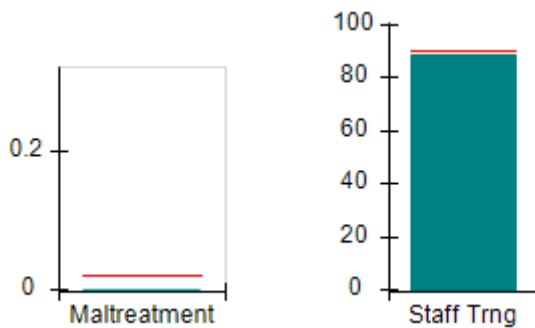
Overall Score (%)



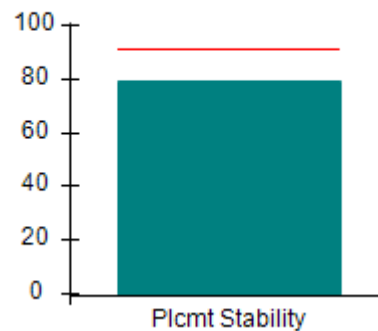
OPM Monitoring Reviews (%)



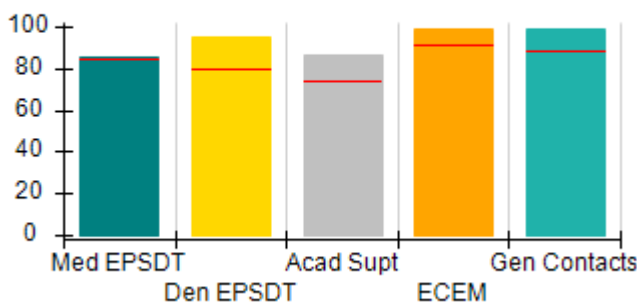
Safety Outcomes (%)



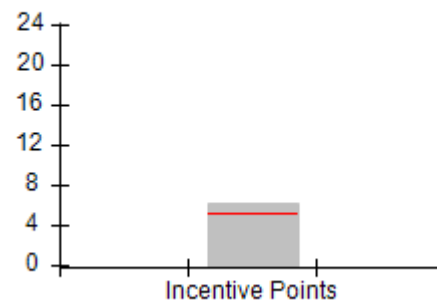
Permanency Outcomes (%)



Well-Being Outcomes (%)



Incentives Earned (Points)





DHS, DFCS, Office of Provider Management
Performance-Based Placement Measures
RBWO Provider GA+SCORECARD - CPA
Report Quarter: Q3 FY2018



Provider/Program Name: Families 4 Families - (5257) - CPA

3925 Harrison Road, Loganville, GA 30052 Phone: 770-462-3405 Vendor ID# 152583		Quarterly Scores (Grades)		Current Quarter Score (Grade)
		Q1: 103.34 (A+)	Q2: 103.76 (A+)	96.89%
		Q3: 96.89 (A)	Q4: (N/A)	(A)
# New Foster Homes During Quarter: 12		# Children in Care During Quarter: 75	# Placements During Quarter: 82	# Children in Care On Last Day: 52
	Avg Performance All CPAs (%)	Provider Performance (%)*	Possible Points (Weight)	Provider Points Earned
OPM Monitoring Reviews				
Annual Comprehensive Reviews	88%	Not Yet Conducted		
Safety Reviews	94%	Not Yet Conducted		
Monitoring Sub-Total				0.00
CPA Safety Outcomes				
Incidence of Maltreatment	0.02%	No Substantiated Reports	10	10.00
Staff Training	90%	89%	10	4.45
Safety Sub-Total			20	18.90
CPA Permanency Outcomes				
Placement Stability	92%	79%	15	11.85
Permanency Sub-Total			15	11.85
CPA Well-Being Outcomes				
EPSDT Medical Visits	85%	85%	4	3.40
EPSDT Dental Visits	79%	95%	4	3.80
Academic Supports	74%	86%	3	2.58
Provider ECEM Visits	91%	99%	7	6.93
Provider General Contacts	88%	99%	7	6.93
Placements with Siblings	64%	93%	Not Scored	Not Scored
Placements within Legal County	19%	3%	Not Scored	Not Scored
Well-Being Sub-Total			25	23.64
*Performance calculation descriptions can be found in the FY 2017 RBWO PBP Measurements and Standards Guide.				

Monitoring & Outcomes: Possible Points = 60		Points Earned: 54.39	
Score Before Incentives Credit			90.65%
Incentives Awarded			6.24 pts
PBP Verification			N/A pts
Total Score			96.89%

Provider/Program Name: Families 4 Families - (5257) - CPA



DHS, DFCS, Office of Provider Management
Performance-Based Placement Measures
RBWO Provider GA+SCORECARD - CPA



Report Quarter: Q3 FY2018

# New Foster Homes During Quarter: 12		# Children in Care During Quarter: 75	# Placements During Quarter: 82	# Children in Care On Last Day: 52
CPA Incentive Credits	Avg Performance All CPAs (%)	Provider Performance (%)*	Possible Points (Weight)	Provider Points Earned
Early EPSDT Medical Visits		100%	2	2.00
Early EPSDT Dental Visits		60%	2	1.20
Permanency Contacts		0%	5	0.00
Additional Academic Supports		52%	2	1.04
Foster Hm Retention Rate (threshold = 90)		80%	2	0.00
Foster Hm Recruitment (threshold = 100)		250%	2	2.00
Active Agency Accreditation		0%	4	0.00
Staff Clinical Licensure		0%	5	0.00
Incentives Total	5.21		24	6.24
Maximum total combined incentive credit allowed is 10 points.			Incentives Awarded	6.24
*Performance calculation descriptions can be found in the FY 2017 RBWO PBP Measurements and Standards Guide.				

Child Protective Services Investigations and Dispositions

The following investigations data, which is not used for scoring but is considered significant to a provider's performance, is from Georgia SHINES and is not considered final or complete until the end of the fiscal year.

Total Reports:	3
Number Screened In:	3
Number Screened Out:	0
Number Substantiated:	0
Number Unsubstantiated:	2
Number Active CPS Investigations:	1



DHS, DFCS, Office of Provider Management
Performance-Based Placement Measures
RBWO Provider GA+SCORECARD - CPA
Report Quarter: Q3 FY2018



Provider/Program Name: Families 4 Families - Dublin (5339) - CPA

340 Trinity Rd., Dublin, GA 31021

Phone: 478-308-7952

Vendor ID# 157625

Quarterly Scores (Grades)

Current Quarter Score (Grade)

Q1: (N/A)

Q2: (N/A)

97.43%

Q3: 97.43 (A+)

Q4: (N/A)

(A+)

New Foster Homes During Quarter: 5

Children in Care During Quarter: 11

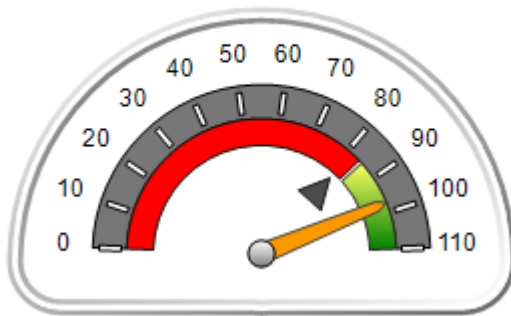
Placements During Quarter: 11

Children in Care On Last Day: 11

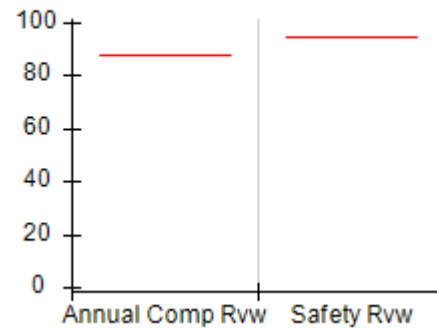
Quarterly Provider Comparisons to All CPAs

— indicates average for all CPAs

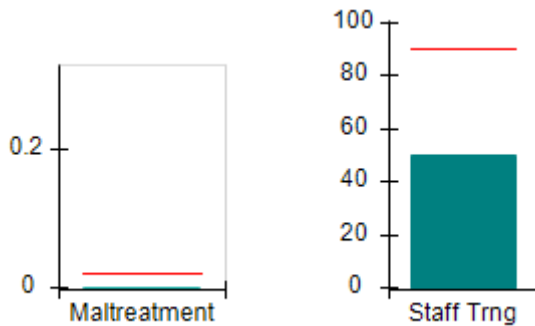
Overall Score (%)



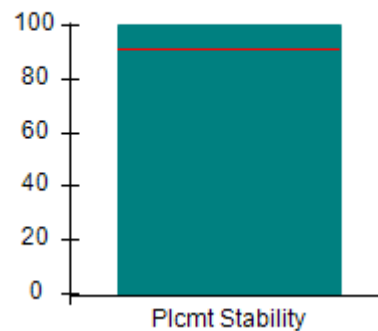
OPM Monitoring Reviews (%)



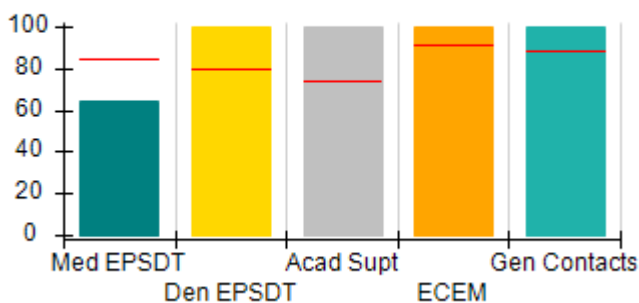
Safety Outcomes (%)



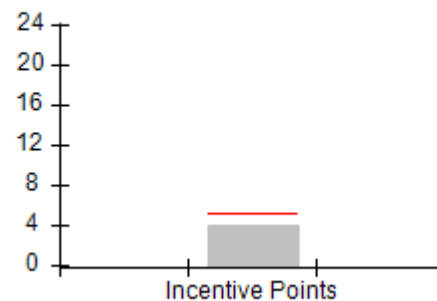
Permanency Outcomes (%)



Well-Being Outcomes (%)



Incentives Earned (Points)





DHS, DFCS, Office of Provider Management
Performance-Based Placement Measures
RBWO Provider GA+SCORECARD - CPA
Report Quarter: Q3 FY2018



Provider/Program Name: Families 4 Families - Dublin (5339) - CPA

340 Trinity Rd., Dublin, GA 31021 Phone: 478-308-7952 Vendor ID# 157625		Quarterly Scores (Grades)		Current Quarter Score (Grade)
		Q1: (F)	Q2: (N/A)	97.43%
		Q3: 97.43 (A+)	Q4: (N/A)	(A+)
# New Foster Homes During Quarter: 5		# Children in Care During Quarter: 11	# Placements During Quarter: 11	# Children in Care On Last Day: 11
	Avg Performance All CPAs (%)	Provider Performance (%)*	Possible Points (Weight)	Provider Points Earned
OPM Monitoring Reviews				
Annual Comprehensive Reviews	88%	Not Yet Conducted		
Safety Reviews	94%	Not Yet Conducted		
Monitoring Sub-Total				0.00
CPA Safety Outcomes				
Incidence of Maltreatment	0.02%	No Substantiated Reports	10	10.00
Staff Training	90%	50%	10	2.50
Safety Sub-Total			20	17.50
CPA Permanency Outcomes				
Placement Stability	92%	100%	15	15.00
Permanency Sub-Total			15	15.00
CPA Well-Being Outcomes				
EPSDT Medical Visits	85%	64%	4	2.56
EPSDT Dental Visits	79%	100%	4	4.00
Academic Supports	74%	100%	3	3.00
Provider ECEM Visits	91%	100%	7	7.00
Provider General Contacts	88%	100%	7	7.00
Placements with Siblings	64%	100%	Not Scored	Not Scored
Placements within Legal County	19%	36%	Not Scored	Not Scored
Well-Being Sub-Total			25	23.56

*Performance calculation descriptions can be found in the FY 2017 RBWO PBP Measurements and Standards Guide.

Monitoring & Outcomes: Possible Points = 60	Points Earned: 56.06
Score Before Incentives Credit	93.43%
Incentives Awarded	4.00 pts
PBP Verification	N/A pts
Total Score	97.43%

Provider/Program Name: Families 4 Families - Dublin (5339) - CPA



DHS, DFCS, Office of Provider Management
Performance-Based Placement Measures
RBWO Provider GA+SCORECARD - CPA



Report Quarter: Q3 FY2018

# New Foster Homes During Quarter: 5		# Children in Care During Quarter: 11	# Placements During Quarter: 11	# Children in Care On Last Day: 11
CPA Incentive Credits	Avg Performance All CPAs (%)	Provider Performance (%)*	Possible Points (Weight)	Provider Points Earned
Early EPSDT Medical Visits		100%	2	2.00
Early EPSDT Dental Visits		Not Eligible	2	
Permanency Contacts		None Planned	5	
Additional Academic Supports		0%	2	0.00
Foster Hm Retention Rate (threshold = 90)		Not Eligible	2	0.00
Foster Hm Recruitment (threshold = 100)		500%	2	2.00
Active Agency Accreditation		0%	4	0.00
Staff Clinical Licensure		0%	5	0.00
Incentives Total	5.21		24	4.00
Maximum total combined incentive credit allowed is 10 points.			Incentives Awarded	4.00
*Performance calculation descriptions can be found in the FY 2017 RBWO PBP Measurements and Standards Guide.				

Child Protective Services Investigations and Dispositions

The following investigations data, which is not used for scoring but is considered significant to a provider's performance, is from Georgia SHINES and is not considered final or complete until the end of the fiscal year.

Total Reports:	0	
Number Screened In:	0	
Number Screened Out:	0	
Number Substantiated:	0	
Number Unsubstantiated:	0	
Number Active CPS Investigations:	0	



DHS, DFCS, Office of Provider Management
Performance-Based Placement Measures
RBWO Provider GA+SCORECARD - CPA
Report Quarter: Q3 FY2018



Provider/Program Name: Families First - Foster Care Program (639) - CPA

80 Joseph E. Lowery Blvd NW, Atlanta, GA 30314

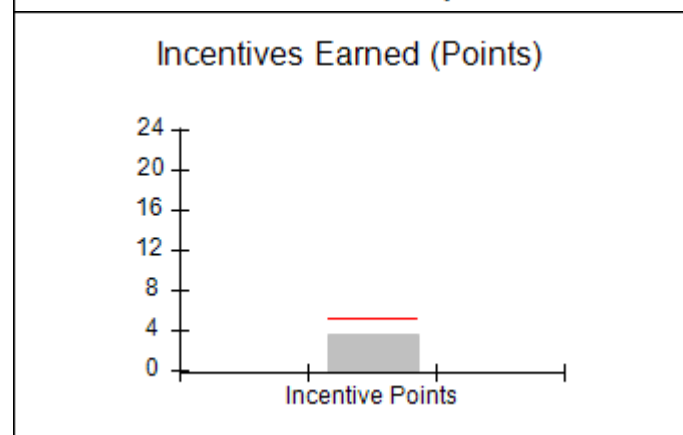
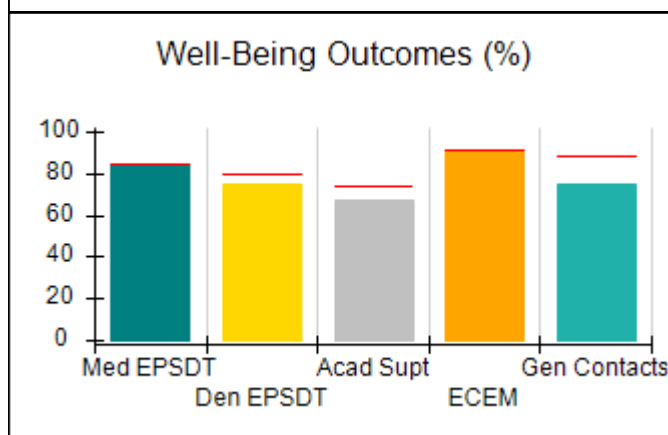
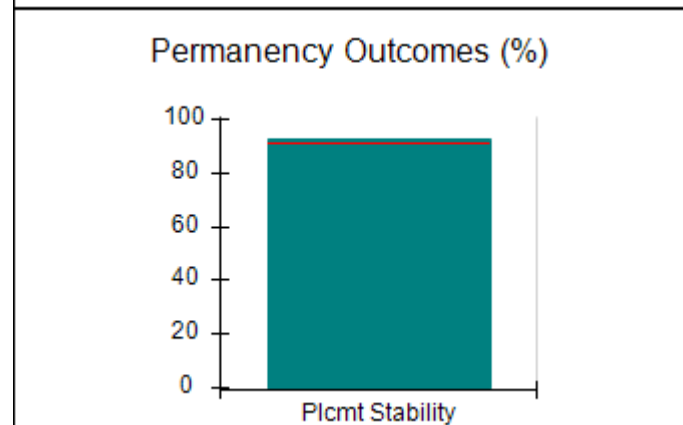
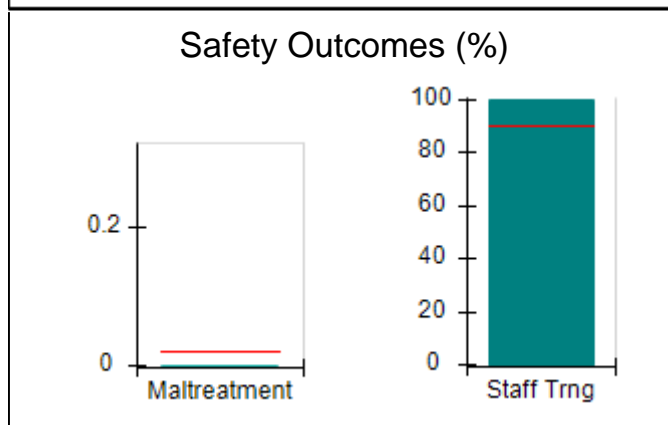
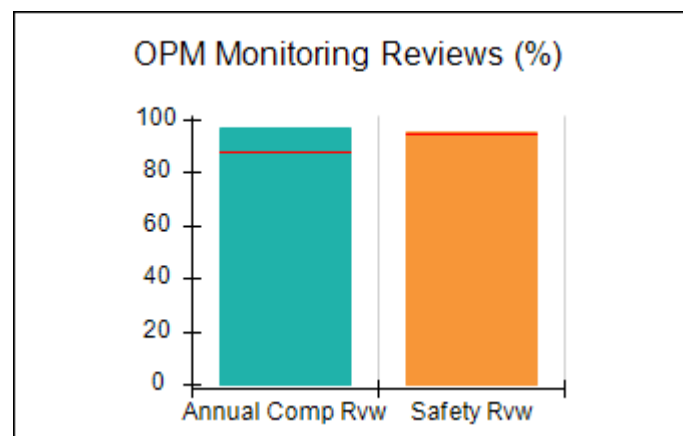
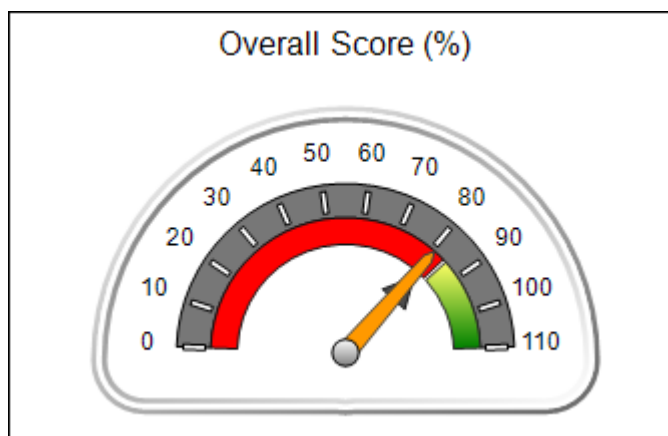
Phone: 404-853-2867

Vendor ID# 35335

80 Joseph E. Lowery Blvd NW, Atlanta, GA 30314 Phone: 404-853-2867 Vendor ID# 35335	Quarterly Scores (Grades)		Current Quarter Score (Grade)
	Q1: 96.47 (A)	Q2: 97.40 (A+)	80.80% (B-)
	Q3: 80.80 (B-)	Q4: (N/A)	
# New Foster Homes During Quarter: 1	# Children in Care During Quarter: 30	# Placements During Quarter: 30	# Children in Care On Last Day: 25

Quarterly Provider Comparisons to All CPAs

▼ — indicates average for all CPAs





DHS, DFCS, Office of Provider Management
Performance-Based Placement Measures
RBWO Provider GA+SCORECARD - CPA
Report Quarter: Q3 FY2018



Provider/Program Name: Families First - Foster Care Program (639) - CPA

80 Joseph E. Lowery Blvd NW, Atlanta, GA 30314 Phone: 404-853-2867 Vendor ID# 35335		Quarterly Scores (Grades)		Current Quarter Score (Grade)
		Q1: 96.47 (A)	Q2: 97.40 (A+)	80.80%
		Q3: 80.80 (B-)	Q4: (N/A)	(B-)
# New Foster Homes During Quarter: 1		# Children in Care During Quarter: 30	# Placements During Quarter: 30	# Children in Care On Last Day: 25
	Avg Performance All CPAs (%)	Provider Performance (%)*	Possible Points (Weight)	Provider Points Earned
OPM Monitoring Reviews				
Annual Comprehensive Reviews	88%	96%	25	24.12
Safety Reviews	94%	95%	15	14.21
Monitoring Sub-Total			40	38.34
CPA Safety Outcomes				
Incidence of Maltreatment	0.02%	No Substantiated Reports	10	10.00
Staff Training	90%	100%	10	5.00
Safety Sub-Total			20	20.00
CPA Permanency Outcomes				
Placement Stability	92%	93%	15	13.95
Permanency Sub-Total			15	13.95
CPA Well-Being Outcomes				
EPSDT Medical Visits	85%	84%	4	3.36
EPSDT Dental Visits	79%	75%	4	3.00
Academic Supports	74%	67%	3	2.01
Provider ECEM Visits	91%	91%	7	6.37
Provider General Contacts	88%	75%	7	5.25
Placements with Siblings	64%	62%	Not Scored	Not Scored
Placements within Legal County	19%	14%	Not Scored	Not Scored
Well-Being Sub-Total			25	19.99

*Performance calculation descriptions can be found in the FY 2017 RBWO PBP Measurements and Standards Guide.

Monitoring & Outcomes: Possible Points = 100		Points Earned: 92.28	
Score Before Incentives Credit			92.28%
Incentives Awarded			3.52 pts
PBP Verification			-15.00 pts
Total Score			80.80%

Provider/Program Name: Families First - Foster Care Program (639) - CPA



DHS, DFCS, Office of Provider Management
Performance-Based Placement Measures
RBWO Provider GA+SCORECARD - CPA



Report Quarter: Q3 FY2018

# New Foster Homes During Quarter: 1		# Children in Care During Quarter: 30	# Placements During Quarter: 30	# Children in Care On Last Day: 25
CPA Incentive Credits	Avg Performance All CPAs (%)	Provider Performance (%)*	Possible Points (Weight)	Provider Points Earned
Early EPSDT Medical Visits		40%	2	0.80
Early EPSDT Dental Visits		11%	2	0.22
Permanency Contacts		0%	5	0.00
Additional Academic Supports		0%	2	0.00
Foster Hm Retention Rate (threshold = 90)		67%	2	0.00
Foster Hm Recruitment (threshold = 100)		50%	2	0.00
Active Agency Accreditation		50%	4	2.00
Staff Clinical Licensure		10%	5	0.50
Incentives Total	5.21		24	3.52
Maximum total combined incentive credit allowed is 10 points.			Incentives Awarded	3.52
*Performance calculation descriptions can be found in the FY 2017 RBWO PBP Measurements and Standards Guide.				

Child Protective Services Investigations and Dispositions

The following investigations data, which is not used for scoring but is considered significant to a provider's performance, is from Georgia SHINES and is not considered final or complete until the end of the fiscal year.

Total Reports:	1	
Number Screened In:	1	
Number Screened Out:	0	
Number Substantiated:	0	
Number Unsubstantiated:	0	
Number Active CPS Investigations:	1	



DHS, DFCS, Office of Provider Management
Performance-Based Placement Measures
RBWO Provider GA+SCORECARD - CPA
Report Quarter: Q3 FY2018



Provider/Program Name: Generational Child Care - (5267) - CPA

275 Northside Crossing, Macon, GA 31210

Phone: 478-477-1289

Vendor ID# 107250

Quarterly Scores (Grades)

Q1: 82.00 (B-)

Q2: 92.81 (A-)

Q3: 95.70 (A)

Q4: (N/A)

Current Quarter Score (Grade)

95.70%

(A)

New Foster Homes During Quarter: 2

Children in Care During Quarter: 25

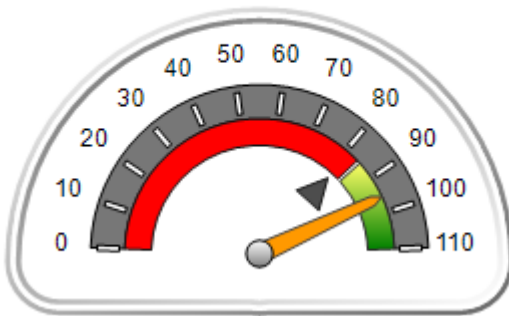
Placements During Quarter: 25

Children in Care On Last Day: 21

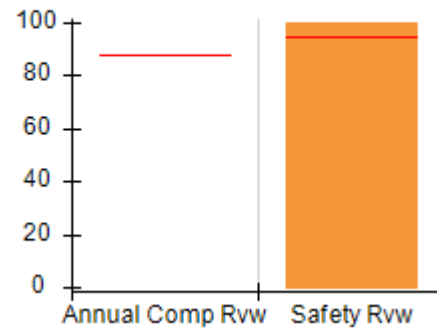
Quarterly Provider Comparisons to All CPAs

— indicates average for all CPAs

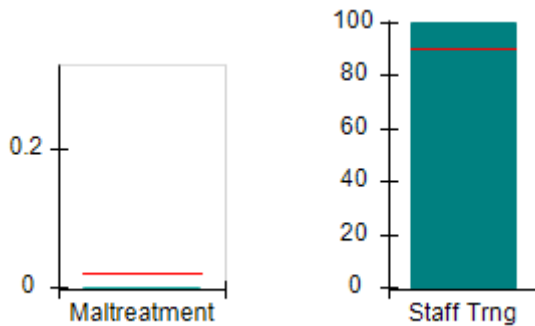
Overall Score (%)



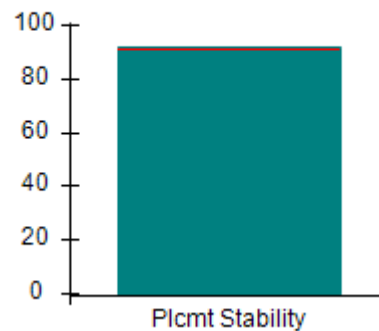
OPM Monitoring Reviews (%)



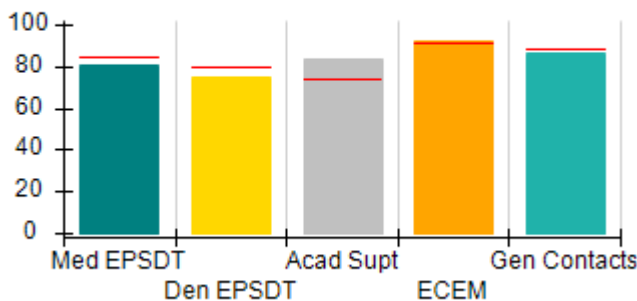
Safety Outcomes (%)



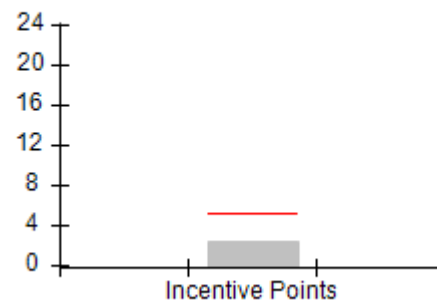
Permanency Outcomes (%)



Well-Being Outcomes (%)



Incentives Earned (Points)





DHS, DFCS, Office of Provider Management
Performance-Based Placement Measures
RBWO Provider GA+SCORECARD - CPA
Report Quarter: Q3 FY2018



Provider/Program Name: Generational Child Care - (5267) - CPA

275 Northside Crossing, Macon, GA 31210 Phone: 478-477-1289 Vendor ID# 107250		Quarterly Scores (Grades)		Current Quarter Score (Grade)
		Q1: 82.00 (B-)	Q2: 92.81 (A-)	95.70% (A)
		Q3: 95.70 (A)	Q4: (N/A)	
# New Foster Homes During Quarter: 2		# Children in Care During Quarter: 25	# Placements During Quarter: 25	# Children in Care On Last Day: 21
	Avg Performance All CPAs (%)	Provider Performance (%)*	Possible Points (Weight)	Provider Points Earned
OPM Monitoring Reviews				
Annual Comprehensive Reviews	88%	Not Yet Conducted		
Safety Reviews	94%	100%	15	15.00
Monitoring Sub-Total			15	15.00
CPA Safety Outcomes				
Incidence of Maltreatment	0.02%	No Substantiated Reports	10	10.00
Staff Training	90%	100%	10	5.00
Safety Sub-Total			20	20.00
CPA Permanency Outcomes				
Placement Stability	92%	92%	15	13.80
Permanency Sub-Total			15	13.80
CPA Well-Being Outcomes				
EPSDT Medical Visits	85%	81%	4	3.24
EPSDT Dental Visits	79%	75%	4	3.00
Academic Supports	74%	83%	3	2.49
Provider ECEM Visits	91%	92%	7	6.44
Provider General Contacts	88%	86%	7	6.02
Placements with Siblings	64%	Not Eligible	Not Scored	Not Scored
Placements within Legal County	19%	0%	Not Scored	Not Scored
Well-Being Sub-Total			25	21.19

*Performance calculation descriptions can be found in the FY 2017 RBWO PBP Measurements and Standards Guide.

Monitoring & Outcomes: Possible Points = 75	Points Earned: 69.99
Score Before Incentives Credit	93.32%
Incentives Awarded	2.38 pts
PBP Verification	N/A pts
Total Score	95.70%

Provider/Program Name: Generational Child Care - (5267) - CPA



DHS, DFCS, Office of Provider Management
Performance-Based Placement Measures
RBWO Provider GA+SCORECARD - CPA



Report Quarter: Q3 FY2018

# New Foster Homes During Quarter: 2		# Children in Care During Quarter: 25	# Placements During Quarter: 25	# Children in Care On Last Day: 21
CPA Incentive Credits	Avg Performance All CPAs (%)	Provider Performance (%)*	Possible Points (Weight)	Provider Points Earned
Early EPSDT Medical Visits		57%	2	1.14
Early EPSDT Dental Visits		62%	2	1.24
Permanency Contacts		0%	5	0.00
Additional Academic Supports		0%	2	0.00
Foster Hm Retention Rate (threshold = 90)		75%	2	0.00
Foster Hm Recruitment (threshold = 100)		50%	2	0.00
Active Agency Accreditation		0%	4	0.00
Staff Clinical Licensure		0%	5	0.00
Incentives Total	5.21		24	2.38
Maximum total combined incentive credit allowed is 10 points.			Incentives Awarded	2.38
*Performance calculation descriptions can be found in the FY 2017 RBWO PBP Measurements and Standards Guide.				

Child Protective Services Investigations and Dispositions

The following investigations data, which is not used for scoring but is considered significant to a provider's performance, is from Georgia SHINES and is not considered final or complete until the end of the fiscal year.

Total Reports:	1
Number Screened In:	0
Number Screened Out:	1
Number Substantiated:	0
Number Unsubstantiated:	0
Number Active CPS Investigations:	0



DHS, DFCS, Office of Provider Management
Performance-Based Placement Measures
RBWO Provider GA+SCORECARD - CPA
Report Quarter: Q3 FY2018

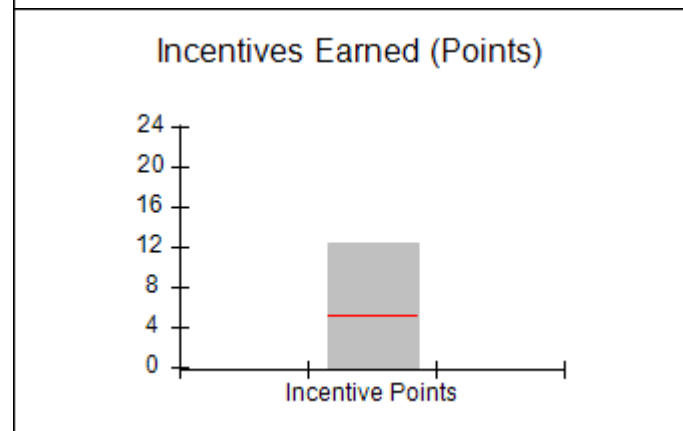
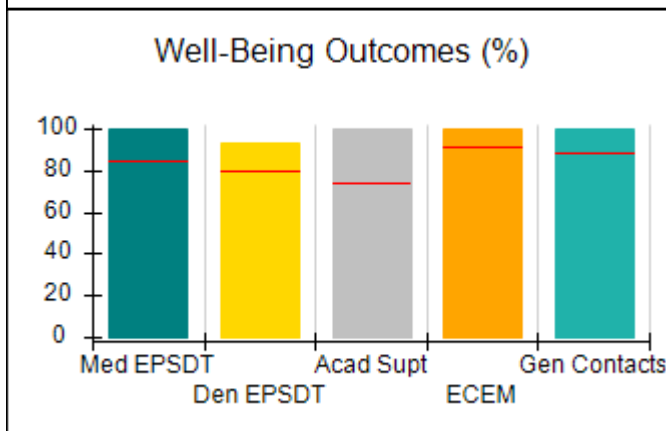
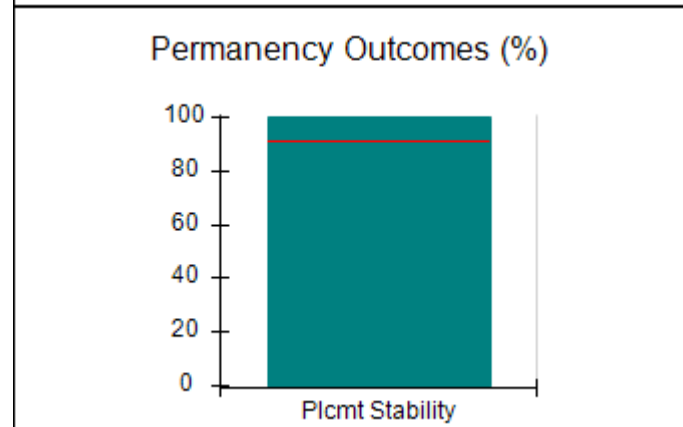
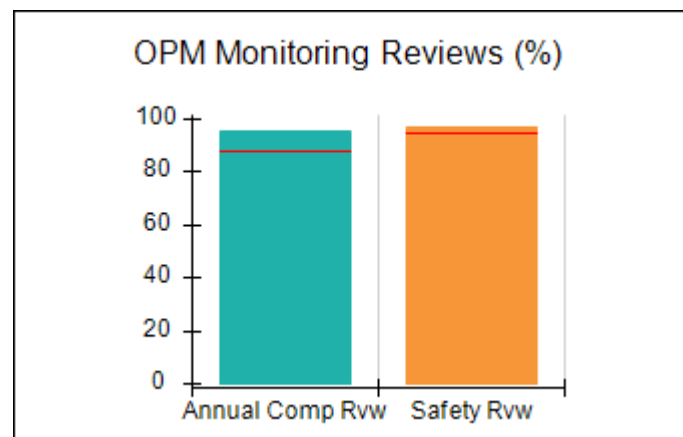
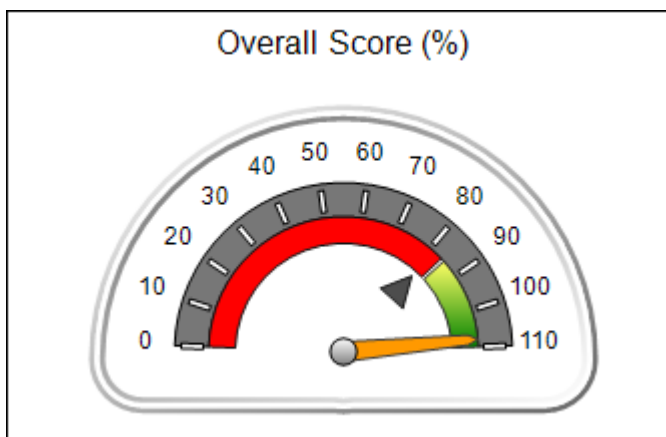


Provider/Program Name: Georgia Agape - (655) - CPA

3094 Mercer University Dr., Atlanta, GA 30341 Phone: 770-452-9995 Vendor ID# 35356	Quarterly Scores (Grades)		Current Quarter Score (Grade)
	Q1: 102.00 (A+)	Q2: 103.21 (A+)	107.94% (A+)
	Q3: 107.94 (A+)	Q4: (N/A)	
# New Foster Homes During Quarter: 0	# Children in Care During Quarter: 21	# Placements During Quarter: 21	# Children in Care On Last Day: 19

Quarterly Provider Comparisons to All CPAs

▼ — indicates average for all CPAs





DHS, DFCS, Office of Provider Management
Performance-Based Placement Measures
RBWO Provider GA+SCORECARD - CPA
Report Quarter: Q3 FY2018



Provider/Program Name: Georgia Agape - (655) - CPA

3094 Mercer University Dr., Atlanta, GA 30341 Phone: 770-452-9995 Vendor ID# 35356		Quarterly Scores (Grades)		Current Quarter Score (Grade)
		Q1: 102.00 (A+)	Q2: 103.21 (A+)	107.94%
		Q3: 107.94 (A+)	Q4: (N/A)	(A+)
# New Foster Homes During Quarter: 0		# Children in Care During Quarter: 21	# Placements During Quarter: 21	# Children in Care On Last Day: 19
	Avg Performance All CPAs (%)	Provider Performance (%)*	Possible Points (Weight)	Provider Points Earned
OPM Monitoring Reviews				
Annual Comprehensive Reviews	88%	95%	25	23.78
Safety Reviews	94%	96%	15	14.44
Monitoring Sub-Total			40	38.22
CPA Safety Outcomes				
Incidence of Maltreatment	0.02%	No Substantiated Reports	10	10.00
Staff Training	90%	100%	10	5.00
Safety Sub-Total			20	20.00
CPA Permanency Outcomes				
Placement Stability	92%	100%	15	15.00
Permanency Sub-Total			15	15.00
CPA Well-Being Outcomes				
EPSDT Medical Visits	85%	100%	4	4.00
EPSDT Dental Visits	79%	93%	4	3.72
Academic Supports	74%	100%	3	3.00
Provider ECEM Visits	91%	100%	7	7.00
Provider General Contacts	88%	100%	7	7.00
Placements with Siblings	64%	60%	Not Scored	Not Scored
Placements within Legal County	19%	0%	Not Scored	Not Scored
Well-Being Sub-Total			25	24.72

*Performance calculation descriptions can be found in the FY 2017 RBWO PBP Measurements and Standards Guide.

Monitoring & Outcomes: Possible Points = 100		Points Earned: 97.94	
Score Before Incentives Credit			97.94%
Incentives Awarded			10.00 pts
PBP Verification			N/A pts
Total Score			107.94%

Provider/Program Name: Georgia Agape - (655) - CPA



DHS, DFCS, Office of Provider Management
Performance-Based Placement Measures
RBWO Provider GA+SCORECARD - CPA



Report Quarter: Q3 FY2018

# New Foster Homes During Quarter: 0		# Children in Care During Quarter: 21	# Placements During Quarter: 21	# Children in Care On Last Day: 19
CPA Incentive Credits	Avg Performance All CPAs (%)	Provider Performance (%)*	Possible Points (Weight)	Provider Points Earned
Early EPSDT Medical Visits		100%	2	2.00
Early EPSDT Dental Visits		86%	2	1.72
Permanency Contacts		13%	5	0.65
Additional Academic Supports		100%	2	2.00
Foster Hm Retention Rate (threshold = 90)		100%	2	2.00
Foster Hm Recruitment (threshold = 100)		50%	2	0.00
Active Agency Accreditation		50%	4	2.00
Staff Clinical Licensure		40%	5	2.00
Incentives Total	5.21		24	12.37
Maximum total combined incentive credit allowed is 10 points.			Incentives Awarded	10.00
*Performance calculation descriptions can be found in the FY 2017 RBWO PBP Measurements and Standards Guide.				

Child Protective Services Investigations and Dispositions

The following investigations data, which is not used for scoring but is considered significant to a provider's performance, is from Georgia SHINES and is not considered final or complete until the end of the fiscal year.

Total Reports:	0	
Number Screened In:	0	
Number Screened Out:	0	
Number Substantiated:	0	
Number Unsubstantiated:	0	
Number Active CPS Investigations:	0	



DHS, DFCS, Office of Provider Management
Performance-Based Placement Measures
RBWO Provider GA+SCORECARD - CPA



Report Quarter: Q3 FY2018

Provider/Program Name: Georgia Baptist Children's Home & Family Ministries - Palmetto Campus (CPA) (5211) - CPA

9250 Hutcheson Ferry Road, Palmetto, GA 30268

Phone: 770-463-3800

Vendor ID# 131262

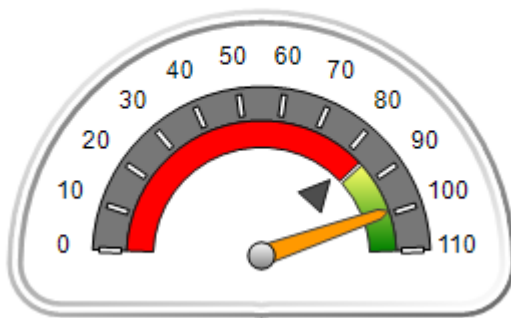
Quarterly Scores (Grades)		Current Quarter Score (Grade)
Q1: 95.55 (A)	Q2: 92.66 (A-)	99.21% (A+)
Q3: 99.21 (A+)	Q4: (N/A)	

# New Foster Homes During Quarter: 0	# Children in Care During Quarter: 5	# Placements During Quarter: 5	# Children in Care On Last Day: 3
--------------------------------------	--------------------------------------	--------------------------------	-----------------------------------

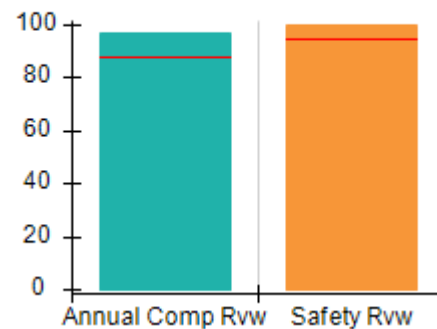
Quarterly Provider Comparisons to All CPAs

▼ — indicates average for all CPAs

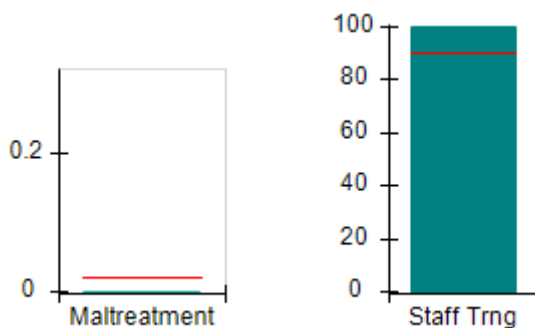
Overall Score (%)



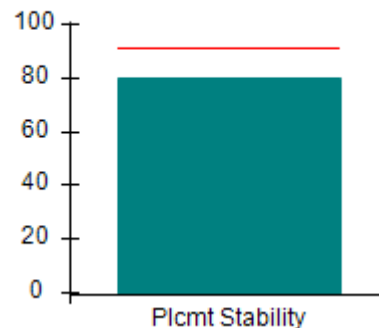
OPM Monitoring Reviews (%)



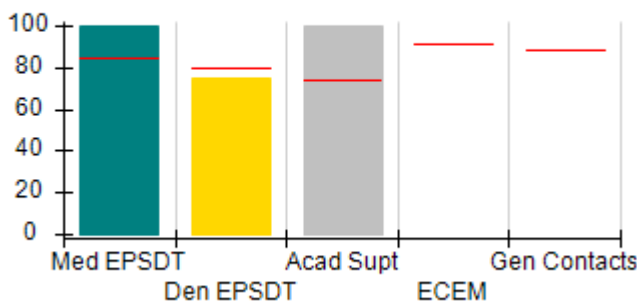
Safety Outcomes (%)



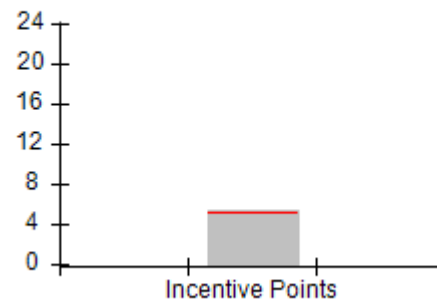
Permanency Outcomes (%)



Well-Being Outcomes (%)



Incentives Earned (Points)





DHS, DFCS, Office of Provider Management
Performance-Based Placement Measures
RBWO Provider GA+SCORECARD - CPA



Report Quarter: Q3 FY2018

Provider/Program Name: Georgia Baptist Children's Home & Family Ministries - Palmetto Campus (CPA) (5211) - CPA

9250 Hutcheson Ferry Road, Palmetto, GA 30268 Phone: 770-463-3800 Vendor ID# 131262	Quarterly Scores (Grades)		Current Quarter Score (Grade)
	Q1: 95.55 (A)	Q2: 92.66 (A-)	99.21%
	Q3: 99.21 (A+)	Q4: (N/A)	(A+)

# New Foster Homes During Quarter: 0	# Children in Care During Quarter: 5	# Placements During Quarter: 5	# Children in Care On Last Day: 3
--------------------------------------	--------------------------------------	--------------------------------	-----------------------------------

	Avg Performance All CPAs (%)	Provider Performance (%)*	Possible Points (Weight)	Provider Points Earned
--	-------------------------------------	----------------------------------	---------------------------------	-------------------------------

OPM Monitoring Reviews

Annual Comprehensive Reviews	88%	97%	25	24.17
Safety Reviews	94%	100%	15	15.00
Monitoring Sub-Total			40	39.17

CPA Safety Outcomes

Incidence of Maltreatment	0.02%	No Substantiated Reports	10	10.00
Staff Training	90%	100%	10	5.00
Safety Sub-Total			20	20.00

CPA Permanency Outcomes

Placement Stability	92%	80%	15	12.00
Permanency Sub-Total			15	12.00

CPA Well-Being Outcomes

EPSDT Medical Visits	85%	100%	9.1	9.08
EPSDT Dental Visits	79%	75%	9.1	6.81
Academic Supports	74%	100%	6.8	6.81
Provider ECEM Visits	91%	Not Eligible	N/A	
Provider General Contacts	88%	Not Eligible	N/A	
Placements with Siblings	64%	70%	Not Scored	Not Scored
Placements within Legal County	19%	0%	Not Scored	Not Scored
Well-Being Sub-Total			25	22.70

*Performance calculation descriptions can be found in the FY 2017 RBWO PBP Measurements and Standards Guide.

Monitoring & Outcomes: Possible Points = 100		Points Earned: 93.87	
Score Before Incentives Credit			93.87%
Incentives Awarded			5.34 pts
PBP Verification			N/A pts
Total Score			99.21%



DHS, DFCS, Office of Provider Management
Performance-Based Placement Measures
RBWO Provider GA+SCORECARD - CPA



Report Quarter: Q3 FY2018

Provider/Program Name: Georgia Baptist Children's Home & Family Ministries - Palmetto Campus (CPA) (5211) - CPA

# New Foster Homes During Quarter: 0		# Children in Care During Quarter: 5	# Placements During Quarter: 5	# Children in Care On Last Day: 3
CPA Incentive Credits	Avg Performance All CPAs (%)	Provider Performance (%)*	Possible Points (Weight)	Provider Points Earned
Early EPSDT Medical Visits		100%	2	2.00
Early EPSDT Dental Visits		67%	2	1.34
Permanency Contacts		0%	5	0.00
Additional Academic Supports		0%	2	0.00
Foster Hm Retention Rate (threshold = 90)		75%	2	0.00
Foster Hm Recruitment (threshold = 100)		0%	2	0.00
Active Agency Accreditation		50%	4	2.00
Staff Clinical Licensure		0%	5	0.00
Incentives Total	5.21		24	5.34
Maximum total combined incentive credit allowed is 10 points.			Incentives Awarded	5.34

*Performance calculation descriptions can be found in the FY 2017 RBWO PBP Measurements and Standards Guide.

Child Protective Services Investigations and Dispositions

The following investigations data, which is not used for scoring but is considered significant to a provider's performance, is from Georgia SHINES and is not considered final or complete until the end of the fiscal year.

Total Reports:	0
Number Screened In:	0
Number Screened Out:	0
Number Substantiated:	0
Number Unsubstantiated:	0
Number Active CPS Investigations:	0



DHS, DFCS, Office of Provider Management
Performance-Based Placement Measures
RBWO Provider GA+SCORECARD - CPA
Report Quarter: Q3 FY2018

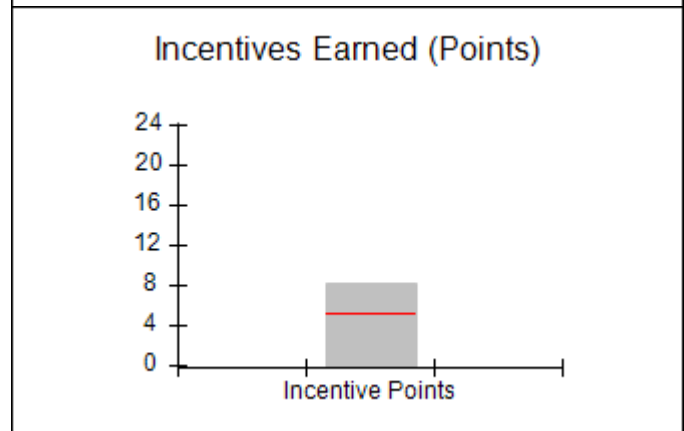
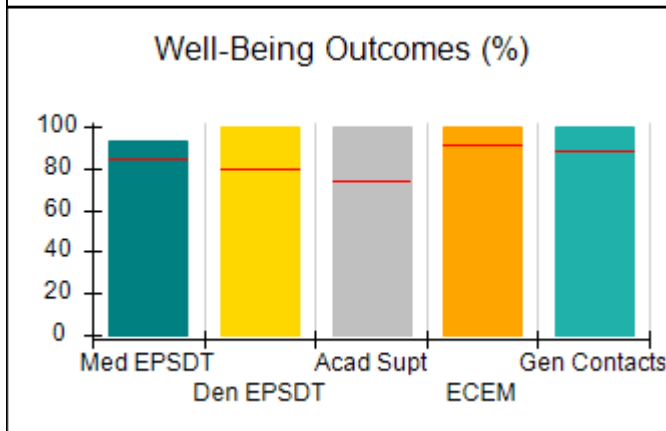
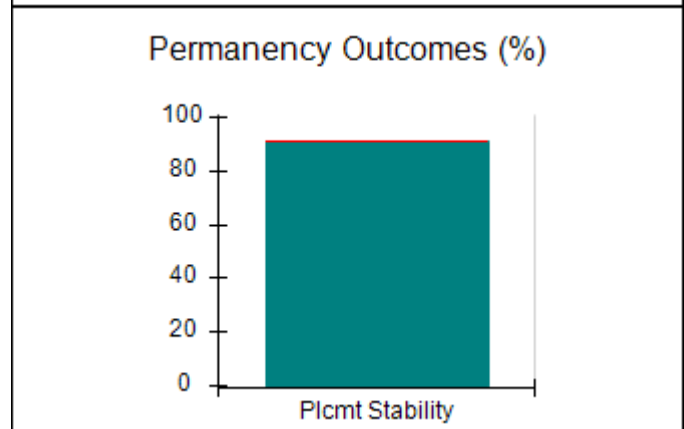
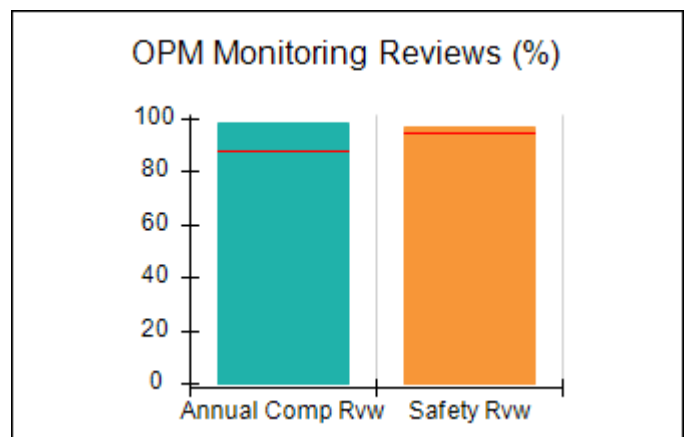
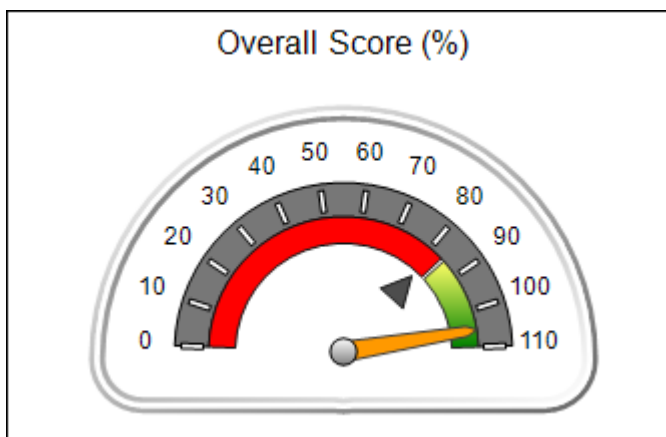


Provider/Program Name: Georgia Hope, Inc. - Georgia Hope (5182) - CPA

1257 Commercial Drive, Conyers, GA 30094 Phone: 770-344-8704 Vendor ID# 121496	Quarterly Scores (Grades)		Current Quarter Score (Grade)
	Q1: 106.98 (A+)	Q2: 105.87 (A+)	105.43% (A+)
	Q3: 105.43 (A+)	Q4: (N/A)	
# New Foster Homes During Quarter: 5	# Children in Care During Quarter: 54	# Placements During Quarter: 56	# Children in Care On Last Day: 41

Quarterly Provider Comparisons to All CPAs

▼ — indicates average for all CPAs





DHS, DFCS, Office of Provider Management
Performance-Based Placement Measures
RBWO Provider GA+SCORECARD - CPA
Report Quarter: Q3 FY2018



Provider/Program Name: Georgia Hope, Inc. - Georgia Hope (5182) - CPA

1257 Commercial Drive, Conyers, GA 30094 Phone: 770-344-8704 Vendor ID# 121496		Quarterly Scores (Grades)		Current Quarter Score (Grade)
		Q1: 106.98 (A+)	Q2: 105.87 (A+)	105.43%
		Q3: 105.43 (A+)	Q4: (N/A)	(A+)
# New Foster Homes During Quarter: 5		# Children in Care During Quarter: 54	# Placements During Quarter: 56	# Children in Care On Last Day: 41
	Avg Performance All CPAs (%)	Provider Performance (%)*	Possible Points (Weight)	Provider Points Earned
OPM Monitoring Reviews				
Annual Comprehensive Reviews	88%	98%	25	24.45
Safety Reviews	94%	97%	15	14.48
Monitoring Sub-Total			40	38.93
CPA Safety Outcomes				
Incidence of Maltreatment	0.02%	No Substantiated Reports	10	10.00
Staff Training	90%	100%	10	5.00
Safety Sub-Total			20	20.00
CPA Permanency Outcomes				
Placement Stability	92%	91%	15	13.65
Permanency Sub-Total			15	13.65
CPA Well-Being Outcomes				
EPSDT Medical Visits	85%	93%	4	3.72
EPSDT Dental Visits	79%	100%	4	4.00
Academic Supports	74%	100%	3	3.00
Provider ECEM Visits	91%	100%	7	7.00
Provider General Contacts	88%	100%	7	7.00
Placements with Siblings	64%	78%	Not Scored	Not Scored
Placements within Legal County	19%	0%	Not Scored	Not Scored
Well-Being Sub-Total			25	24.72

*Performance calculation descriptions can be found in the FY 2017 RBWO PBP Measurements and Standards Guide.

Monitoring & Outcomes: Possible Points = 100		Points Earned: 97.30	
Score Before Incentives Credit			97.30%
Incentives Awarded			8.13 pts
PBP Verification			N/A pts
Total Score			105.43%

Provider/Program Name: Georgia Hope, Inc. - Georgia Hope (5182) - CPA



DHS, DFCS, Office of Provider Management
Performance-Based Placement Measures
RBWO Provider GA+SCORECARD - CPA



Report Quarter: Q3 FY2018

# New Foster Homes During Quarter: 5		# Children in Care During Quarter: 54	# Placements During Quarter: 56	# Children in Care On Last Day: 41
CPA Incentive Credits	Avg Performance All CPAs (%)	Provider Performance (%)*	Possible Points (Weight)	Provider Points Earned
Early EPSDT Medical Visits		100%	2	2.00
Early EPSDT Dental Visits		96%	2	1.92
Permanency Contacts		73%	5	3.65
Additional Academic Supports		28%	2	0.56
Foster Hm Retention Rate (threshold = 90)		88%	2	0.00
Foster Hm Recruitment (threshold = 100)		75%	2	0.00
Active Agency Accreditation		0%	4	0.00
Staff Clinical Licensure		0%	5	0.00
Incentives Total	5.21		24	8.13
Maximum total combined incentive credit allowed is 10 points.			Incentives Awarded	8.13
*Performance calculation descriptions can be found in the FY 2017 RBWO PBP Measurements and Standards Guide.				

Child Protective Services Investigations and Dispositions

The following investigations data, which is not used for scoring but is considered significant to a provider's performance, is from Georgia SHINES and is not considered final or complete until the end of the fiscal year.

Total Reports:	0	
Number Screened In:	0	
Number Screened Out:	0	
Number Substantiated:	0	
Number Unsubstantiated:	0	
Number Active CPS Investigations:	0	



DHS, DFCS, Office of Provider Management
Performance-Based Placement Measures
RBWO Provider GA+SCORECARD - CPA



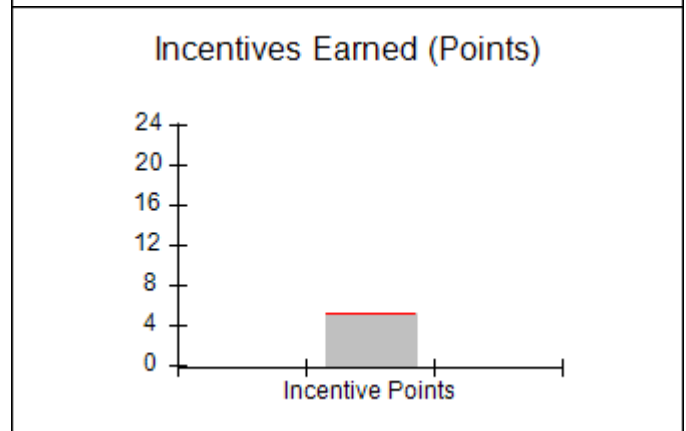
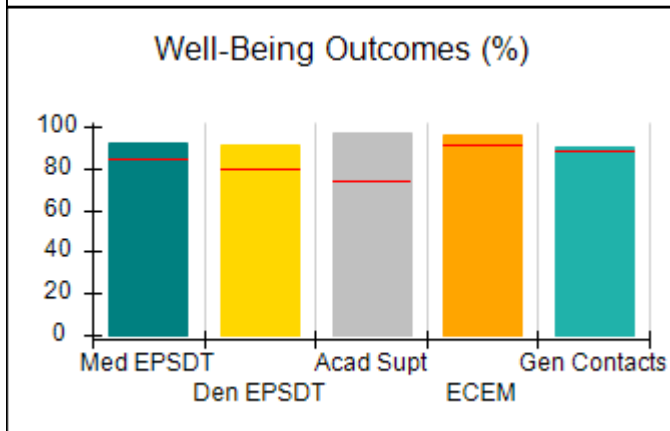
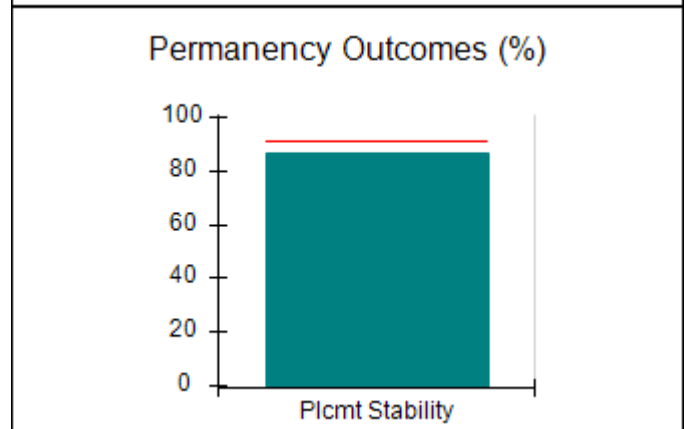
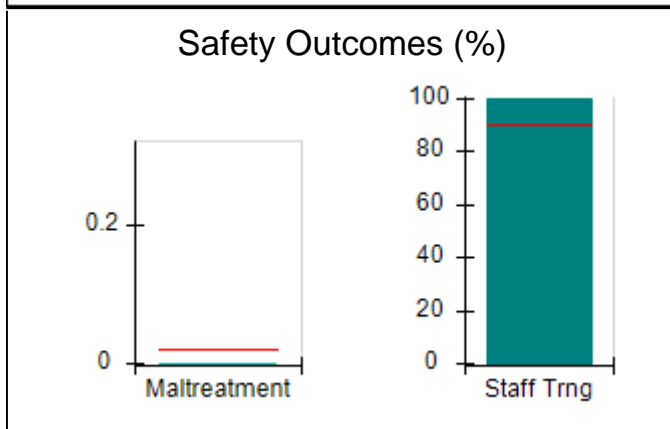
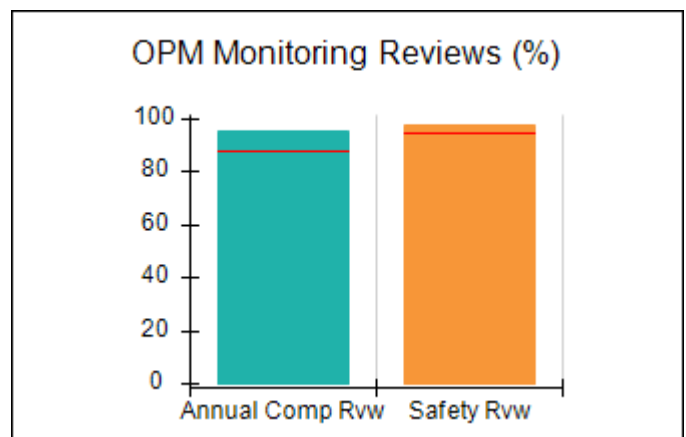
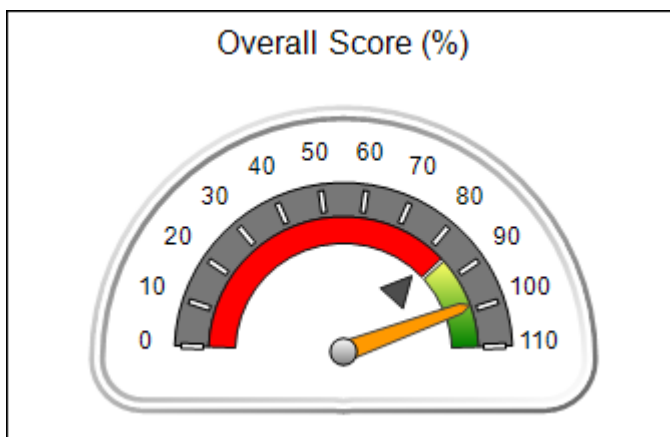
Report Quarter: Q3 FY2018

Provider/Program Name: Georgia Parent Support Network - (670) - CPA

1395 Metropolitan Pkwy., Atlanta, GA 30310 Phone: 404-758-4500 Vendor ID# 35378	Quarterly Scores (Grades)		Current Quarter Score (Grade)
	Q1: 101.94 (A+)	Q2: 89.70 (B+)	98.64% (A+)
	Q3: 98.64 (A+)	Q4: (N/A)	
# New Foster Homes During Quarter: 1	# Children in Care During Quarter: 75	# Placements During Quarter: 79	# Children in Care On Last Day: 49

Quarterly Provider Comparisons to All CPAs

▼ — indicates average for all CPAs





DHS, DFCS, Office of Provider Management
Performance-Based Placement Measures
RBWO Provider GA+SCORECARD - CPA
Report Quarter: Q3 FY2018



Provider/Program Name: Georgia Parent Support Network - (670) - CPA

1395 Metropolitan Pkwy., Atlanta, GA 30310 Phone: 404-758-4500 Vendor ID# 35378		Quarterly Scores (Grades)		Current Quarter Score (Grade)
		Q1: 101.94 (A+)	Q2: 89.70 (B+)	98.64% (A+)
		Q3: 98.64 (A+)	Q4: (N/A)	
# New Foster Homes During Quarter: 1		# Children in Care During Quarter: 75	# Placements During Quarter: 79	# Children in Care On Last Day: 49
	Avg Performance All CPAs (%)	Provider Performance (%)*	Possible Points (Weight)	Provider Points Earned
OPM Monitoring Reviews				
Annual Comprehensive Reviews	88%	95%	25	23.86
Safety Reviews	94%	97%	15	14.57
Monitoring Sub-Total			40	38.43
CPA Safety Outcomes				
Incidence of Maltreatment	0.02%	No Substantiated Reports	10	10.00
Staff Training	90%	100%	10	5.00
Safety Sub-Total			20	18.75
CPA Permanency Outcomes				
Placement Stability	92%	87%	15	13.05
Permanency Sub-Total			15	13.05
CPA Well-Being Outcomes				
EPSDT Medical Visits	85%	92%	4	3.68
EPSDT Dental Visits	79%	91%	4	3.64
Academic Supports	74%	97%	3	2.91
Provider ECEM Visits	91%	96%	7	6.72
Provider General Contacts	88%	90%	7	6.30
Placements with Siblings	64%	47%	Not Scored	Not Scored
Placements within Legal County	19%	3%	Not Scored	Not Scored
Well-Being Sub-Total			25	23.25

*Performance calculation descriptions can be found in the FY 2017 RBWO PBP Measurements and Standards Guide.

Monitoring & Outcomes: Possible Points = 100	Points Earned: 93.48
Score Before Incentives Credit	93.48%
Incentives Awarded	5.16 pts
PBP Verification	N/A pts
Total Score	98.64%

Provider/Program Name: Georgia Parent Support Network - (670) - CPA



DHS, DFCS, Office of Provider Management
Performance-Based Placement Measures
RBWO Provider GA+SCORECARD - CPA



Report Quarter: Q3 FY2018

# New Foster Homes During Quarter: 1		# Children in Care During Quarter: 75	# Placements During Quarter: 79	# Children in Care On Last Day: 49
CPA Incentive Credits	Avg Performance All CPAs (%)	Provider Performance (%)*	Possible Points (Weight)	Provider Points Earned
Early EPSDT Medical Visits		94%	2	1.88
Early EPSDT Dental Visits		72%	2	1.44
Permanency Contacts		0%	5	0.00
Additional Academic Supports		92%	2	1.84
Foster Hm Retention Rate (threshold = 90)		76%	2	0.00
Foster Hm Recruitment (threshold = 100)		50%	2	0.00
Active Agency Accreditation		0%	4	0.00
Staff Clinical Licensure		0%	5	0.00
Incentives Total	5.21		24	5.16
Maximum total combined incentive credit allowed is 10 points.			Incentives Awarded	5.16
*Performance calculation descriptions can be found in the FY 2017 RBWO PBP Measurements and Standards Guide.				

Child Protective Services Investigations and Dispositions

The following investigations data, which is not used for scoring but is considered significant to a provider's performance, is from Georgia SHINES and is not considered final or complete until the end of the fiscal year.

Total Reports:	2	
Number Screened In:	1	
Number Screened Out:	1	
Number Substantiated:	0	
Number Unsubstantiated:	2	
Number Active CPS Investigations:	-1	



DHS, DFCS, Office of Provider Management
Performance-Based Placement Measures
RBWO Provider GA+SCORECARD - CPA
Report Quarter: Q3 FY2018



Provider/Program Name: Giving Children A Chance of Georgia - (981) - CPA

201 Vaughn Drive, Alpharetta, GA 30009

Phone: 770-255-1018

Vendor ID# 40276

Quarterly Scores (Grades)

Q1: 104.47 (A+)

Q2: 100.31 (A+)

Q3: 101.83 (A+)

Q4: (N/A)

Current Quarter Score (Grade)

101.83%

(A+)

New Foster Homes During Quarter: 4

Children in Care During Quarter: 82

Placements During Quarter: 84

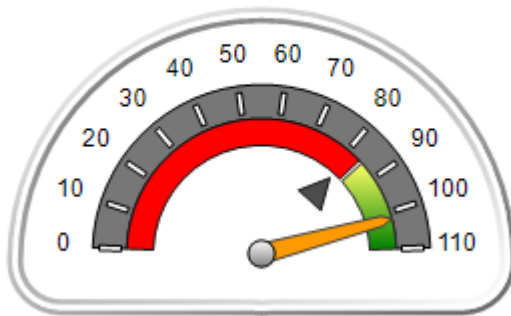
Children in Care On Last Day: 66

Quarterly Provider Comparisons to All CPAs

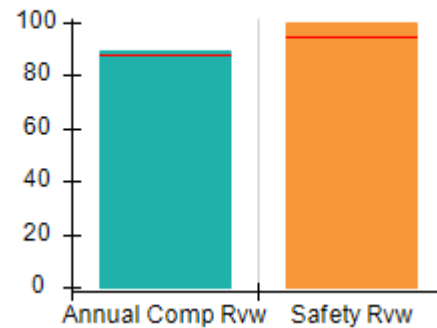


— indicates average for all CPAs

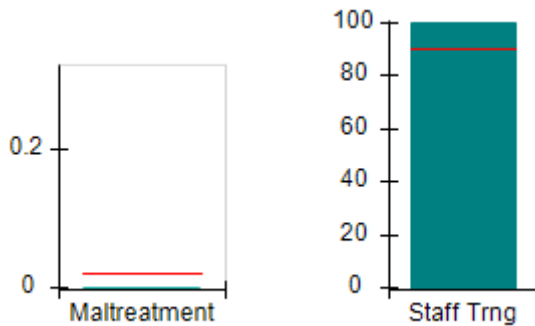
Overall Score (%)



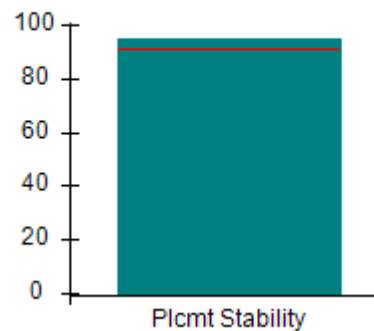
OPM Monitoring Reviews (%)



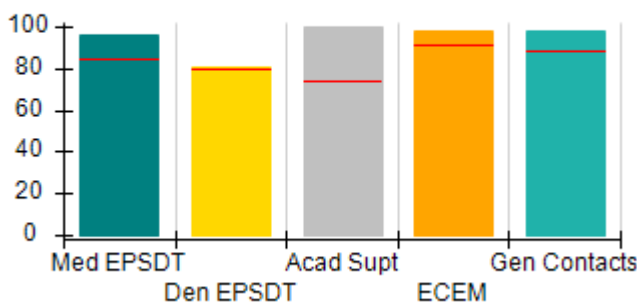
Safety Outcomes (%)



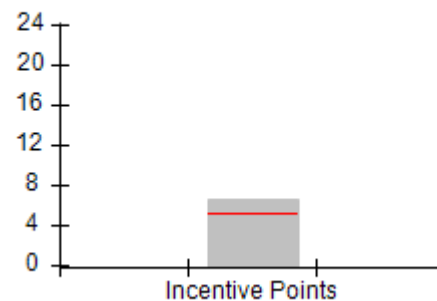
Permanency Outcomes (%)



Well-Being Outcomes (%)



Incentives Earned (Points)





DHS, DFCS, Office of Provider Management
Performance-Based Placement Measures
RBWO Provider GA+SCORECARD - CPA
Report Quarter: Q3 FY2018



Provider/Program Name: Giving Children A Chance of Georgia - (981) - CPA

201 Vaughn Drive, Alpharetta, GA 30009 Phone: 770-255-1018 Vendor ID# 40276		Quarterly Scores (Grades)		Current Quarter Score (Grade)
		Q1: 104.47 (A+)	Q2: 100.31 (A+)	101.83% (A+)
		Q3: 101.83 (A+)	Q4: (N/A)	
# New Foster Homes During Quarter: 4		# Children in Care During Quarter: 82	# Placements During Quarter: 84	# Children in Care On Last Day: 66
	Avg Performance All CPAs (%)	Provider Performance (%)*	Possible Points (Weight)	Provider Points Earned
OPM Monitoring Reviews				
Annual Comprehensive Reviews	88%	89%	25	22.31
Safety Reviews	94%	100%	15	14.97
Monitoring Sub-Total			40	37.28
CPA Safety Outcomes				
Incidence of Maltreatment	0.02%	No Substantiated Reports	10	10.00
Staff Training	90%	100%	10	5.00
Safety Sub-Total			20	20.00
CPA Permanency Outcomes				
Placement Stability	92%	95%	15	14.25
Permanency Sub-Total			15	14.25
CPA Well-Being Outcomes				
EPSDT Medical Visits	85%	96%	4	3.84
EPSDT Dental Visits	79%	81%	4	3.24
Academic Supports	74%	100%	3	3.00
Provider ECEM Visits	91%	98%	7	6.86
Provider General Contacts	88%	98%	7	6.86
Placements with Siblings	64%	63%	Not Scored	Not Scored
Placements within Legal County	19%	8%	Not Scored	Not Scored
Well-Being Sub-Total			25	23.80

*Performance calculation descriptions can be found in the FY 2017 RBWO PBP Measurements and Standards Guide.

Monitoring & Outcomes: Possible Points = 100	Points Earned: 95.33
Score Before Incentives Credit	95.33%
Incentives Awarded	6.50 pts
PBP Verification	N/A pts
Total Score	101.83%

Provider/Program Name: Giving Children A Chance of Georgia - (981) - CPA



DHS, DFCS, Office of Provider Management
Performance-Based Placement Measures
RBWO Provider GA+SCORECARD - CPA



Report Quarter: Q3 FY2018

# New Foster Homes During Quarter: 4		# Children in Care During Quarter: 82	# Placements During Quarter: 84	# Children in Care On Last Day: 66
CPA Incentive Credits	Avg Performance All CPAs (%)	Provider Performance (%)*	Possible Points (Weight)	Provider Points Earned
Early EPSDT Medical Visits		100%	2	2.00
Early EPSDT Dental Visits		47%	2	0.94
Permanency Contacts		None Planned	5	
Additional Academic Supports		78%	2	1.56
Foster Hm Retention Rate (threshold = 90)		82%	2	0.00
Foster Hm Recruitment (threshold = 100)		100%	2	2.00
Active Agency Accreditation		0%	4	0.00
Staff Clinical Licensure		0%	5	0.00
Incentives Total	5.21		24	6.50
Maximum total combined incentive credit allowed is 10 points.			Incentives Awarded	6.50
*Performance calculation descriptions can be found in the FY 2017 RBWO PBP Measurements and Standards Guide.				

Child Protective Services Investigations and Dispositions

The following investigations data, which is not used for scoring but is considered significant to a provider's performance, is from Georgia SHINES and is not considered final or complete until the end of the fiscal year.

Total Reports:	0	
Number Screened In:	0	
Number Screened Out:	0	
Number Substantiated:	0	
Number Unsubstantiated:	0	
Number Active CPS Investigations:	0	



DHS, DFCS, Office of Provider Management
Performance-Based Placement Measures
RBWO Provider GA+SCORECARD - CPA
Report Quarter: Q3 FY2018



Provider/Program Name: Goshen Valley Foundation - Goshen Homes (5200) - CPA

505 Brown Industrial, Waleska, GA 30183

Phone: 404-643-3343

Vendor ID# 131805

Quarterly Scores (Grades)

Q1: 97.17 (A+)

Q2: 100.32 (A+)

Q3: 98.84 (A+)

Q4: (N/A)

Current Quarter Score (Grade)

98.84%

(A+)

New Foster Homes During Quarter: 3

Children in Care During Quarter: 31

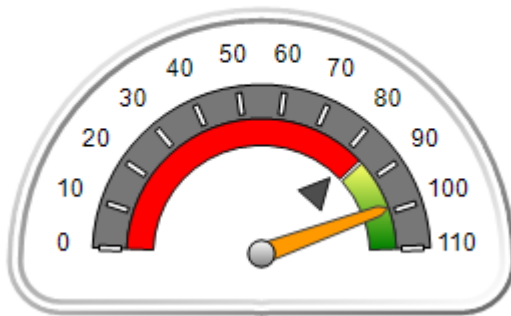
Placements During Quarter: 31

Children in Care On Last Day: 28

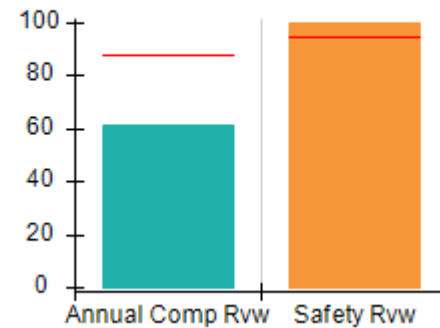
Quarterly Provider Comparisons to All CPAs

▼ — indicates average for all CPAs

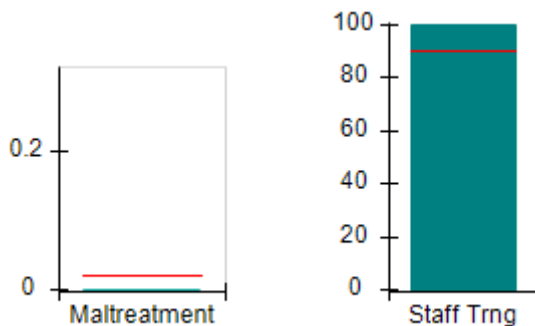
Overall Score (%)



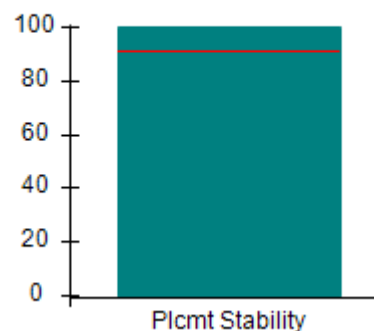
OPM Monitoring Reviews (%)



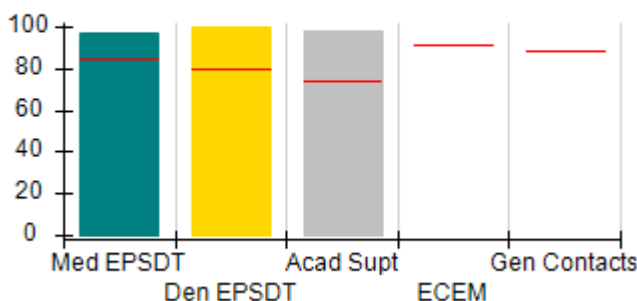
Safety Outcomes (%)



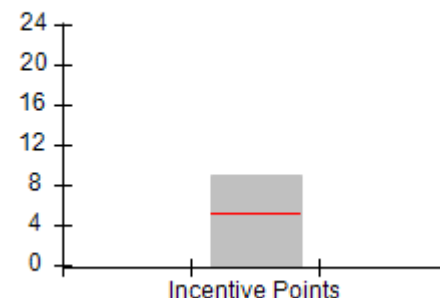
Permanency Outcomes (%)



Well-Being Outcomes (%)



Incentives Earned (Points)





DHS, DFCS, Office of Provider Management
Performance-Based Placement Measures
RBWO Provider GA+SCORECARD - CPA
Report Quarter: Q3 FY2018



Provider/Program Name: Goshen Valley Foundation - Goshen Homes (5200) - CPA

505 Brown Industrial, Waleska, GA 30183 Phone: 404-643-3343 Vendor ID# 131805		Quarterly Scores (Grades)		Current Quarter Score (Grade)
		Q1: 97.17 (A+)	Q2: 100.32 (A+)	98.84%
		Q3: 98.84 (A+)	Q4: (N/A)	(A+)
# New Foster Homes During Quarter: 3		# Children in Care During Quarter: 31	# Placements During Quarter: 31	# Children in Care On Last Day: 28
	Avg Performance All CPAs (%)	Provider Performance (%)*	Possible Points (Weight)	Provider Points Earned
OPM Monitoring Reviews				
Annual Comprehensive Reviews	88%	61%	25	15.32
Safety Reviews	94%	100%	15	15.00
Monitoring Sub-Total			40	30.32
CPA Safety Outcomes				
Incidence of Maltreatment	0.02%	No Substantiated Reports	10	10.00
Staff Training	90%	100%	10	5.00
Safety Sub-Total			20	20.00
CPA Permanency Outcomes				
Placement Stability	92%	100%	15	15.00
Permanency Sub-Total			15	15.00
CPA Well-Being Outcomes				
EPSDT Medical Visits	85%	97%	9.1	8.81
EPSDT Dental Visits	79%	100%	9.1	9.08
Academic Supports	74%	98%	6.8	6.67
Provider ECEM Visits	91%	Not Eligible	N/A	
Provider General Contacts	88%	Not Eligible	N/A	
Placements with Siblings	64%	63%	Not Scored	Not Scored
Placements within Legal County	19%	56%	Not Scored	Not Scored
Well-Being Sub-Total			25	24.56

*Performance calculation descriptions can be found in the FY 2017 RBWO PBP Measurements and Standards Guide.

Monitoring & Outcomes: Possible Points = 100	Points Earned: 89.88
Score Before Incentives Credit	89.88%
Incentives Awarded	8.96 pts
PBP Verification	N/A pts
Total Score	98.84%

Provider/Program Name: Goshen Valley Foundation - Goshen Homes (5200) - CPA



DHS, DFCS, Office of Provider Management
Performance-Based Placement Measures
RBWO Provider GA+SCORECARD - CPA



Report Quarter: Q3 FY2018

# New Foster Homes During Quarter: 3		# Children in Care During Quarter: 31	# Placements During Quarter: 31	# Children in Care On Last Day: 28
CPA Incentive Credits	Avg Performance All CPAs (%)	Provider Performance (%)*	Possible Points (Weight)	Provider Points Earned
Early EPSDT Medical Visits		100%	2	2.00
Early EPSDT Dental Visits		100%	2	2.00
Permanency Contacts		None Planned	5	
Additional Academic Supports		98%	2	1.96
Foster Hm Retention Rate (threshold = 90)		64%	2	0.00
Foster Hm Recruitment (threshold = 100)		67%	2	0.00
Active Agency Accreditation		50%	4	2.00
Staff Clinical Licensure		20%	5	1.00
Incentives Total	5.21		24	8.96
Maximum total combined incentive credit allowed is 10 points.			Incentives Awarded	8.96
*Performance calculation descriptions can be found in the FY 2017 RBWO PBP Measurements and Standards Guide.				

Child Protective Services Investigations and Dispositions

The following investigations data, which is not used for scoring but is considered significant to a provider's performance, is from Georgia SHINES and is not considered final or complete until the end of the fiscal year.

Total Reports:	0	
Number Screened In:	0	
Number Screened Out:	0	
Number Substantiated:	0	
Number Unsubstantiated:	0	
Number Active CPS Investigations:	0	



DHS, DFCS, Office of Provider Management
Performance-Based Placement Measures
RBWO Provider GA+SCORECARD - CPA



Report Quarter: Q3 FY2018

Provider/Program Name: Haven Foster Care - (5342) - CPA

128 Sunflower Meadows Drive, McDonough, GA 30252

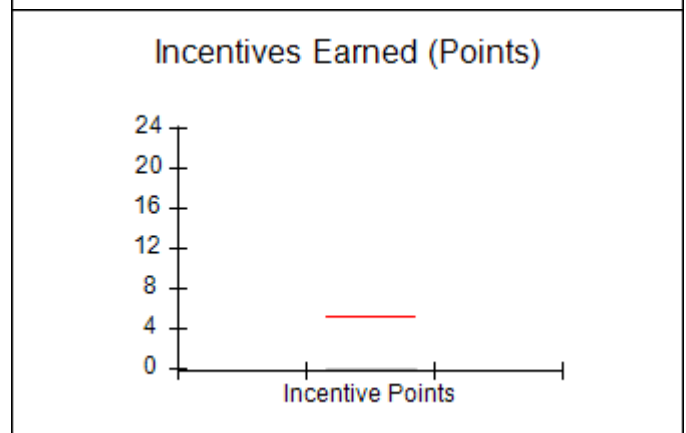
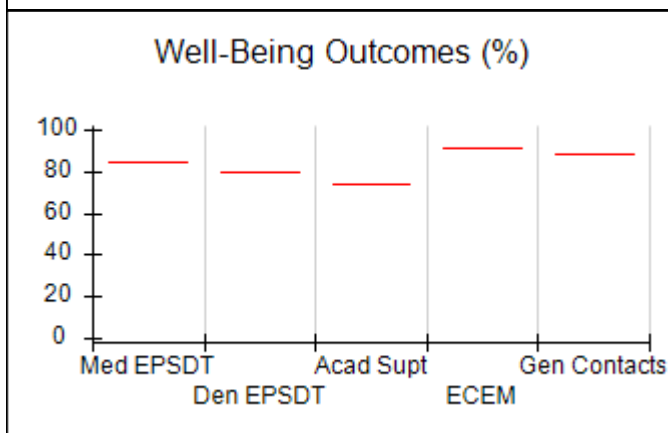
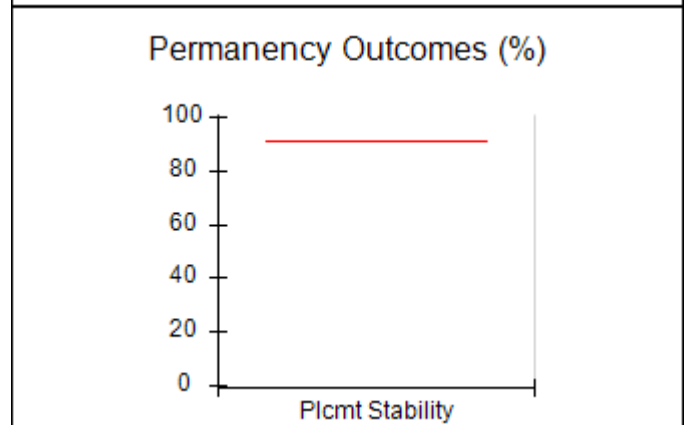
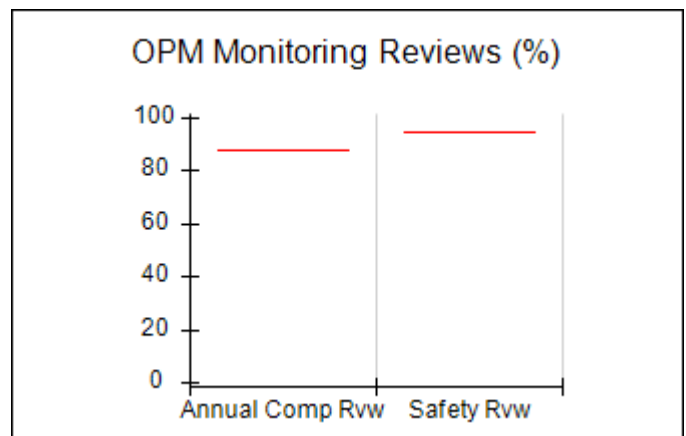
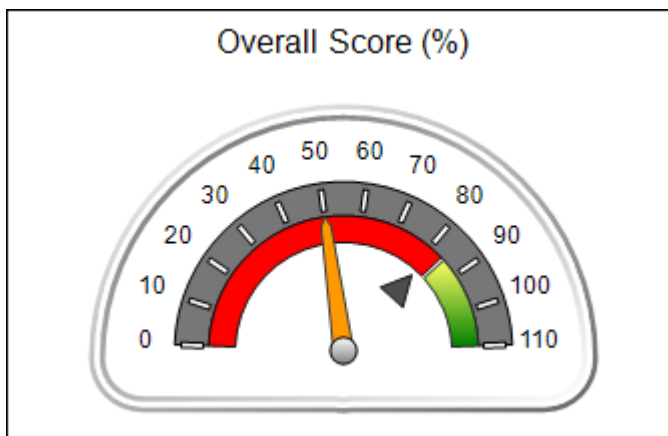
Phone: 678-993-9347

Vendor ID# 158168

Quarterly Scores (Grades)		Current Quarter Score (Grade)
Q1: (N/A)	Q2: (N/A)	50.00% (F)
Q3: 50.00 (F)	Q4: (N/A)	
# New Foster Homes During Quarter: 1	# Children in Care During Quarter: 0	# Placements During Quarter: 0
		# Children in Care On Last Day: 0

Quarterly Provider Comparisons to All CPAs

▼ — indicates average for all CPAs





DHS, DFCS, Office of Provider Management
Performance-Based Placement Measures
RBWO Provider GA+SCORECARD - CPA
Report Quarter: Q3 FY2018



Provider/Program Name: Haven Foster Care - (5342) - CPA

128 Sunflower Meadows Drive, McDonough, GA 30252

Phone: 678-993-9347

Vendor ID# 158168

Quarterly Scores (Grades)		Current Quarter Score (Grade)
Q1: (F)	Q2: (N/A)	50.00%
Q3: 50.00 (F)	Q4: (N/A)	(F)

New Foster Homes During Quarter: 1

Children in Care During Quarter: 0

Placements During Quarter: 0

Children in Care On Last Day: 0

	Avg Performance All CPAs (%)	Provider Performance (%)*	Possible Points (Weight)	Provider Points Earned
--	------------------------------	---------------------------	--------------------------	------------------------

OPM Monitoring Reviews

Annual Comprehensive Reviews	88%	Not Yet Conducted		
Safety Reviews	94%	Not Yet Conducted		
Monitoring Sub-Total				0.00

CPA Safety Outcomes

Incidence of Maltreatment	0.02%	Not Eligible		
Staff Training	90%	100%	20	10.00
Safety Sub-Total			20	10.00

CPA Permanency Outcomes

Placement Stability	92%	Not Eligible		
Permanency Sub-Total			N/A	

CPA Well-Being Outcomes

EPSDT Medical Visits	85%	Not Eligible		
EPSDT Dental Visits	79%	Not Eligible		
Academic Supports	74%	Not Eligible		
Provider ECEM Visits	91%	Not Eligible	N/A	
Provider General Contacts	88%	Not Eligible	N/A	
Placements with Siblings	64%	Not Eligible	Not Scored	Not Scored
Placements within Legal County	19%	Not Eligible	Not Scored	Not Scored
Well-Being Sub-Total			N/A	

*Performance calculation descriptions can be found in the FY 2017 RBWO PBP Measurements and Standards Guide.

Monitoring & Outcomes: Possible Points = 20	Points Earned: 10.00
Score Before Incentives Credit	50.00%
Incentives Awarded	0.00 pts
PBP Verification	N/A pts
Total Score	50.00%

Provider/Program Name: Haven Foster Care - (5342) - CPA



DHS, DFCS, Office of Provider Management
Performance-Based Placement Measures
RBWO Provider GA+SCORECARD - CPA



Report Quarter: Q3 FY2018

# New Foster Homes During Quarter: 1		# Children in Care During Quarter: 0	# Placements During Quarter: 0	# Children in Care On Last Day: 0
CPA Incentive Credits	Avg Performance All CPAs (%)	Provider Performance (%)*	Possible Points (Weight)	Provider Points Earned
Early EPSDT Medical Visits		Not Eligible	2	
Early EPSDT Dental Visits		Not Eligible	2	
Permanency Contacts		None Planned	5	
Additional Academic Supports		Not Eligible	2	
Foster Hm Retention Rate (threshold = 90)		Not Eligible	2	0.00
Foster Hm Recruitment (threshold = 100)		0%	2	0.00
Active Agency Accreditation		0%	4	0.00
Staff Clinical Licensure		0%	5	0.00
Incentives Total	5.21		24	0.00
Maximum total combined incentive credit allowed is 10 points.			Incentives Awarded	0.00

*Performance calculation descriptions can be found in the FY 2017 RBWO PBP Measurements and Standards Guide.

Child Protective Services Investigations and Dispositions

The following investigations data, which is not used for scoring but is considered significant to a provider's performance, is from Georgia SHINES and is not considered final or complete until the end of the fiscal year.

Total Reports:	0
Number Screened In:	0
Number Screened Out:	0
Number Substantiated:	0
Number Unsubstantiated:	0
Number Active CPS Investigations:	0



DHS, DFCS, Office of Provider Management
Performance-Based Placement Measures
RBWO Provider GA+SCORECARD - CPA
Report Quarter: Q3 FY2018

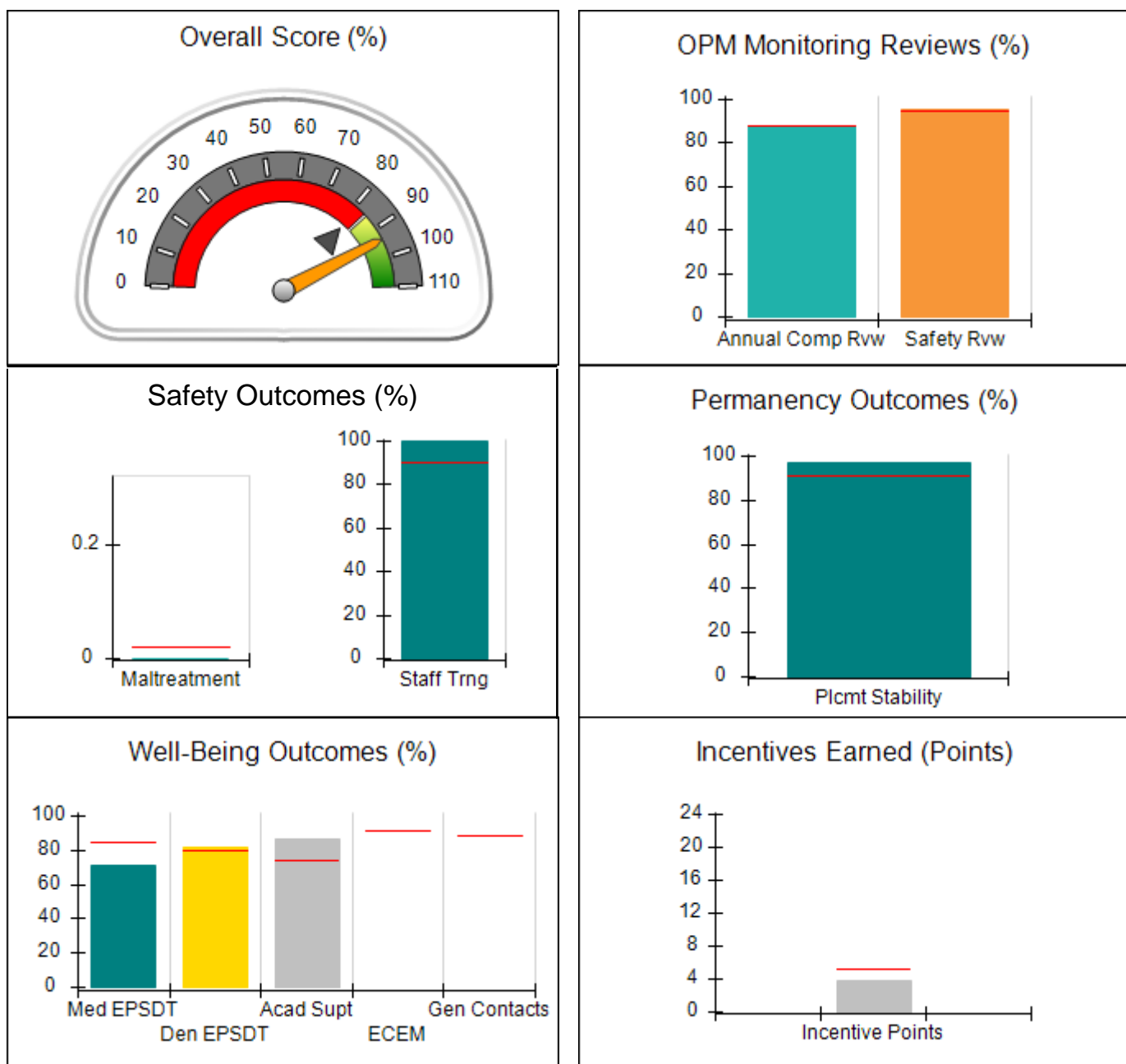


Provider/Program Name: Hillside - Connections Program (700) - CPA

690 Courtenay Dr., NE, Atlanta, GA 30306 Phone: 404-875-4551 Vendor ID# 35415	Quarterly Scores (Grades)		Current Quarter Score (Grade)
	Q1: 89.92 (B+)	Q2: 96.83 (A)	94.03% (A)
	Q3: 94.03 (A)	Q4: (N/A)	
# New Foster Homes During Quarter: 0	# Children in Care During Quarter: 30	# Placements During Quarter: 31	# Children in Care On Last Day: 24

Quarterly Provider Comparisons to All CPAs

▼ — indicates average for all CPAs





DHS, DFCS, Office of Provider Management
Performance-Based Placement Measures
RBWO Provider GA+SCORECARD - CPA
Report Quarter: Q3 FY2018



Provider/Program Name: Hillside - Connections Program (700) - CPA

690 Courtenay Dr., NE, Atlanta, GA 30306 Phone: 404-875-4551 Vendor ID# 35415		Quarterly Scores (Grades)		Current Quarter Score (Grade)
		Q1: 89.92 (B+)	Q2: 96.83 (A)	94.03%
		Q3: 94.03 (A)	Q4: (N/A)	(A)
# New Foster Homes During Quarter: 0		# Children in Care During Quarter: 30	# Placements During Quarter: 31	# Children in Care On Last Day: 24
	Avg Performance All CPAs (%)	Provider Performance (%)*	Possible Points (Weight)	Provider Points Earned
OPM Monitoring Reviews				
Annual Comprehensive Reviews	88%	87%	25	21.85
Safety Reviews	94%	95%	15	14.22
Monitoring Sub-Total			40	36.07
CPA Safety Outcomes				
Incidence of Maltreatment	0.02%	No Substantiated Reports	10	10.00
Staff Training	90%	100%	10	5.00
Safety Sub-Total			20	20.00
CPA Permanency Outcomes				
Placement Stability	92%	97%	15	14.55
Permanency Sub-Total			15	14.55
CPA Well-Being Outcomes				
EPSDT Medical Visits	85%	71%	9.1	6.45
EPSDT Dental Visits	79%	82%	9.1	7.45
Academic Supports	74%	86%	6.8	5.86
Provider ECEM Visits	91%	Not Eligible	N/A	
Provider General Contacts	88%	Not Eligible	N/A	
Placements with Siblings	64%	65%	Not Scored	Not Scored
Placements within Legal County	19%	0%	Not Scored	Not Scored
Well-Being Sub-Total			25	19.75

*Performance calculation descriptions can be found in the FY 2017 RBWO PBP Measurements and Standards Guide.

Monitoring & Outcomes: Possible Points = 100		Points Earned: 90.36	
Score Before Incentives Credit			90.36%
Incentives Awarded			3.67 pts
PBP Verification			N/A pts
Total Score			94.03%

Provider/Program Name: Hillside - Connections Program (700) - CPA



DHS, DFCS, Office of Provider Management
Performance-Based Placement Measures
RBWO Provider GA+SCORECARD - CPA



Report Quarter: Q3 FY2018

# New Foster Homes During Quarter: 0		# Children in Care During Quarter: 30	# Placements During Quarter: 31	# Children in Care On Last Day: 24
CPA Incentive Credits	Avg Performance All CPAs (%)	Provider Performance (%)*	Possible Points (Weight)	Provider Points Earned
Early EPSDT Medical Visits		11%	2	0.22
Early EPSDT Dental Visits		20%	2	0.40
Permanency Contacts		9%	5	0.45
Additional Academic Supports		5%	2	0.10
Foster Hm Retention Rate (threshold = 90)		75%	2	0.00
Foster Hm Recruitment (threshold = 100)		0%	2	0.00
Active Agency Accreditation		50%	4	2.00
Staff Clinical Licensure		10%	5	0.50
Incentives Total	5.21		24	3.67
Maximum total combined incentive credit allowed is 10 points.			Incentives Awarded	3.67
*Performance calculation descriptions can be found in the FY 2017 RBWO PBP Measurements and Standards Guide.				

Child Protective Services Investigations and Dispositions

The following investigations data, which is not used for scoring but is considered significant to a provider's performance, is from Georgia SHINES and is not considered final or complete until the end of the fiscal year.

Total Reports:	0	
Number Screened In:	0	
Number Screened Out:	0	
Number Substantiated:	0	
Number Unsubstantiated:	0	
Number Active CPS Investigations:	0	



DHS, DFCS, Office of Provider Management
Performance-Based Placement Measures
RBWO Provider GA+SCORECARD - CPA
Report Quarter: Q3 FY2018



Provider/Program Name: Integrated Health Center Corp - (5337) - CPA

1400 Buford Hwy, Sugar Hill, GA 30518

Phone: 470-326-5750

Vendor ID# 157127

Quarterly Scores (Grades)

Current Quarter Score (Grade)

Q1: (N/A)

Q2: (N/A)

98.29%

Q3: 98.29 (A+)

Q4: (N/A)

(A+)

New Foster Homes During Quarter: 1

Children in Care During Quarter: 2

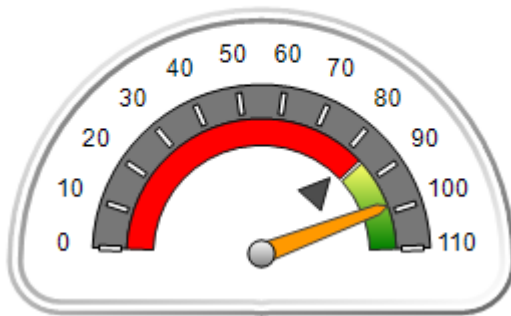
Placements During Quarter: 2

Children in Care On Last Day: 2

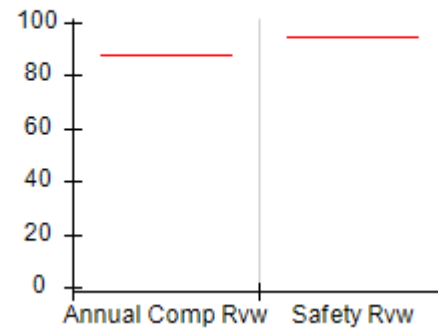
Quarterly Provider Comparisons to All CPAs

— indicates average for all CPAs

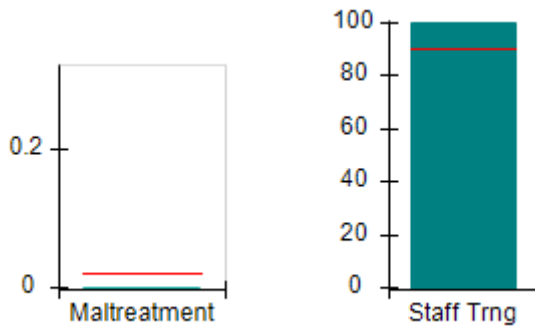
Overall Score (%)



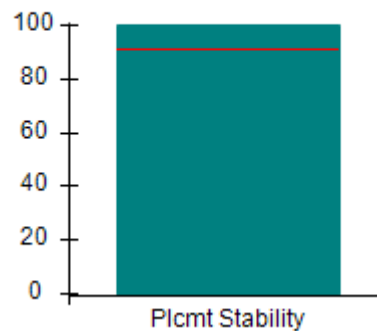
OPM Monitoring Reviews (%)



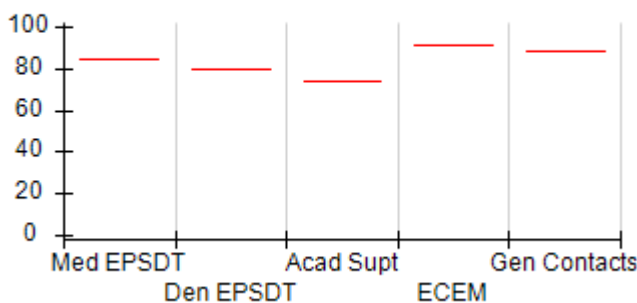
Safety Outcomes (%)



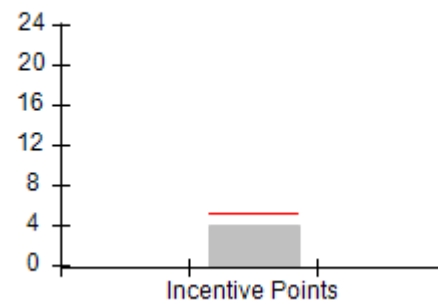
Permanency Outcomes (%)



Well-Being Outcomes (%)



Incentives Earned (Points)





DHS, DFCS, Office of Provider Management
Performance-Based Placement Measures
RBWO Provider GA+SCORECARD - CPA
Report Quarter: Q3 FY2018



Provider/Program Name: Integrated Health Center Corp - (5337) - CPA

1400 Buford Hwy, Sugar Hill, GA 30518 Phone: 470-326-5750 Vendor ID# 157127		Quarterly Scores (Grades)		Current Quarter Score (Grade)
		Q1: (F)	Q2: (N/A)	98.29%
		Q3: 98.29 (A+)	Q4: (N/A)	(A+)
# New Foster Homes During Quarter: 1		# Children in Care During Quarter: 2	# Placements During Quarter: 2	# Children in Care On Last Day: 2
	Avg Performance All CPAs (%)	Provider Performance (%)*	Possible Points (Weight)	Provider Points Earned
OPM Monitoring Reviews				
Annual Comprehensive Reviews	88%	Not Yet Conducted		
Safety Reviews	94%	Not Yet Conducted		
Monitoring Sub-Total				0.00
CPA Safety Outcomes				
Incidence of Maltreatment	0.02%	No Substantiated Reports	10	10.00
Staff Training	90%	100%	10	5.00
Safety Sub-Total			20	18.00
CPA Permanency Outcomes				
Placement Stability	92%	100%	15	15.00
Permanency Sub-Total			15	15.00
CPA Well-Being Outcomes				
EPSDT Medical Visits	85%	Not Eligible		
EPSDT Dental Visits	79%	Not Eligible		
Academic Supports	74%	Not Eligible		
Provider ECEM Visits	91%	Not Eligible	N/A	
Provider General Contacts	88%	Not Eligible	N/A	
Placements with Siblings	64%	100%	Not Scored	Not Scored
Placements within Legal County	19%	0%	Not Scored	Not Scored
Well-Being Sub-Total			N/A	

*Performance calculation descriptions can be found in the FY 2017 RBWO PBP Measurements and Standards Guide.

Monitoring & Outcomes: Possible Points = 35		Points Earned: 33.00	
Score Before Incentives Credit			94.29%
Incentives Awarded			4.00 pts
PBP Verification			N/A pts
Total Score			98.29%

Provider/Program Name: Integrated Health Center Corp - (5337) - CPA



DHS, DFCS, Office of Provider Management
Performance-Based Placement Measures
RBWO Provider GA+SCORECARD - CPA



Report Quarter: Q3 FY2018

# New Foster Homes During Quarter: 1		# Children in Care During Quarter: 2	# Placements During Quarter: 2	# Children in Care On Last Day: 2
CPA Incentive Credits	Avg Performance All CPAs (%)	Provider Performance (%)*	Possible Points (Weight)	Provider Points Earned
Early EPSDT Medical Visits		100%	2	2.00
Early EPSDT Dental Visits		Not Eligible	2	
Permanency Contacts		None Planned	5	
Additional Academic Supports		Not Eligible	2	
Foster Hm Retention Rate (threshold = 90)		Not Eligible	2	0.00
Foster Hm Recruitment (threshold = 100)		100%	2	2.00
Active Agency Accreditation		0%	4	0.00
Staff Clinical Licensure		0%	5	0.00
Incentives Total	5.21		24	4.00
Maximum total combined incentive credit allowed is 10 points.			Incentives Awarded	4.00
*Performance calculation descriptions can be found in the FY 2017 RBWO PBP Measurements and Standards Guide.				

Child Protective Services Investigations and Dispositions

The following investigations data, which is not used for scoring but is considered significant to a provider's performance, is from Georgia SHINES and is not considered final or complete until the end of the fiscal year.

Total Reports:	0	
Number Screened In:	0	
Number Screened Out:	0	
Number Substantiated:	0	
Number Unsubstantiated:	0	
Number Active CPS Investigations:	0	



DHS, DFCS, Office of Provider Management
Performance-Based Placement Measures
RBWO Provider GA+SCORECARD - CPA



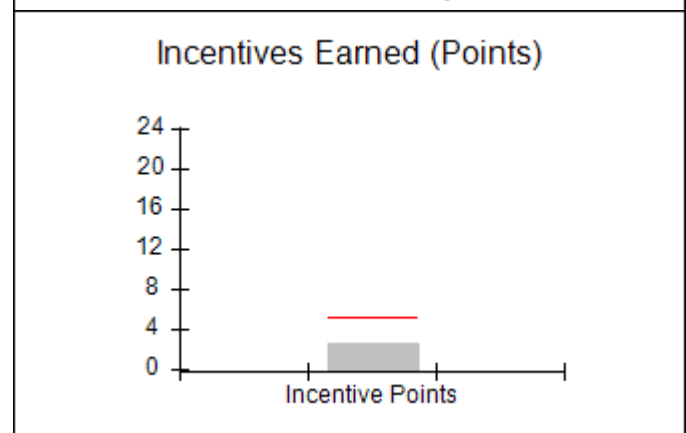
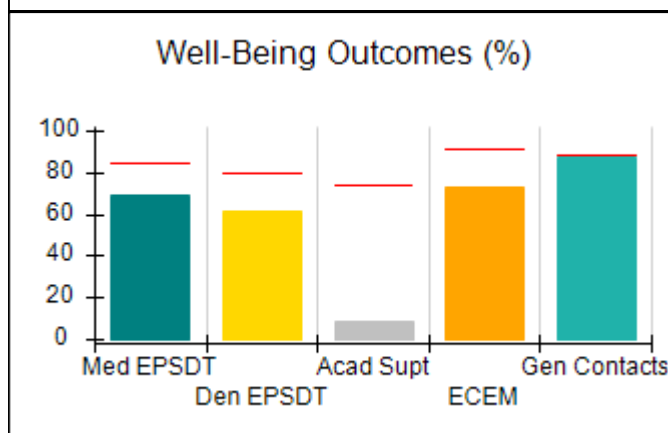
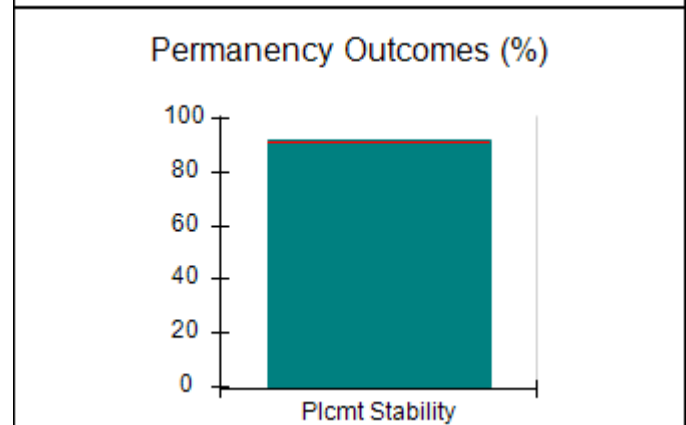
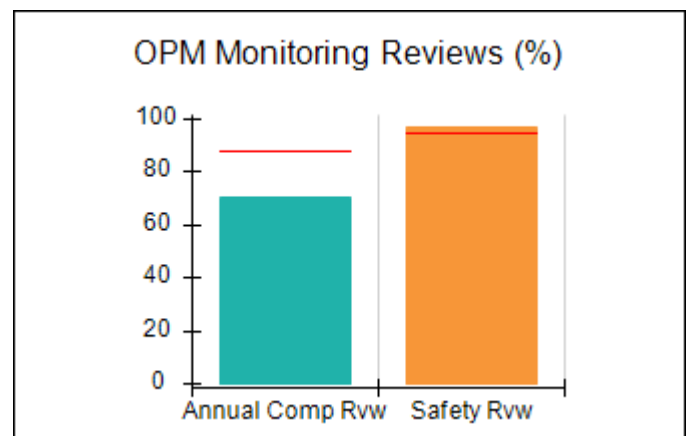
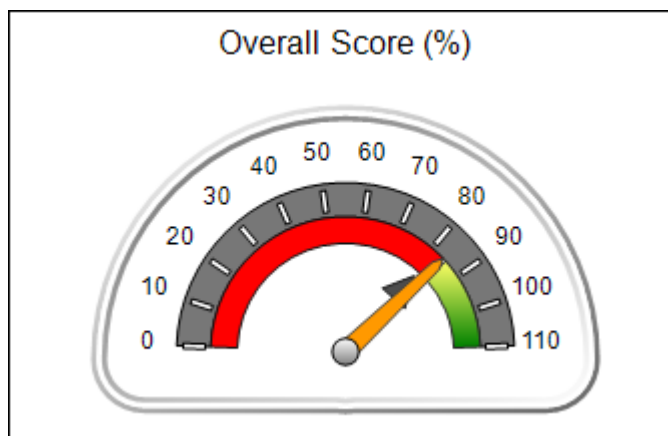
Report Quarter: Q3 FY2018

Provider/Program Name: Laurel Heights Hospital -Universal Health - Laurel Heights CPA (722) - CPA

934 Briarcliff Rd., NE, Atlanta, GA 30306 Phone: 404-888-7860 Vendor ID# 35443	Quarterly Scores (Grades)		Current Quarter Score (Grade)
	Q1: 86.71 (B)	Q2: 85.98 (B)	84.04% (B)
	Q3: 84.04 (B)	Q4: (N/A)	
# New Foster Homes During Quarter: 0	# Children in Care During Quarter: 39	# Placements During Quarter: 42	# Children in Care On Last Day: 38

Quarterly Provider Comparisons to All CPAs

▼ — indicates average for all CPAs





DHS, DFCS, Office of Provider Management
Performance-Based Placement Measures
RBWO Provider GA+SCORECARD - CPA



Report Quarter: Q3 FY2018

Provider/Program Name: Laurel Heights Hospital -Universal Health - Laurel Heights CPA (722) - CPA

934 Briarcliff Rd., NE, Atlanta, GA 30306 Phone: 404-888-7860 Vendor ID# 35443	Quarterly Scores (Grades)		Current Quarter Score (Grade)
	Q1: 86.71 (B)	Q2: 85.98 (B)	84.04%
	Q3: 84.04 (B)	Q4: (N/A)	(B)

# New Foster Homes During Quarter: 0	# Children in Care During Quarter: 39	# Placements During Quarter: 42	# Children in Care On Last Day: 38
--------------------------------------	---------------------------------------	---------------------------------	------------------------------------

	Avg Performance All CPAs (%)	Provider Performance (%)*	Possible Points (Weight)	Provider Points Earned
--	-------------------------------------	----------------------------------	---------------------------------	-------------------------------

OPM Monitoring Reviews

Annual Comprehensive Reviews	88%	70%	25	17.57
Safety Reviews	94%	97%	15	14.48
Monitoring Sub-Total			40	32.05

CPA Safety Outcomes

Incidence of Maltreatment	0.02%	No Substantiated Reports	10	10.00
Staff Training	90%	80%	10	4.00
Safety Sub-Total			20	19.00

CPA Permanency Outcomes

Placement Stability	92%	92%	15	13.80
Permanency Sub-Total			15	13.80

CPA Well-Being Outcomes

EPSDT Medical Visits	85%	69%	4	2.76
EPSDT Dental Visits	79%	61%	4	2.44
Academic Supports	74%	9%	3	0.27
Provider ECEM Visits	91%	73%	7	5.11
Provider General Contacts	88%	87%	7	6.09
Placements with Siblings	64%	6%	Not Scored	Not Scored
Placements within Legal County	19%	43%	Not Scored	Not Scored
Well-Being Sub-Total			25	16.67

*Performance calculation descriptions can be found in the FY 2017 RBWO PBP Measurements and Standards Guide.

Monitoring & Outcomes: Possible Points = 100		Points Earned: 81.52	
Score Before Incentives Credit			81.52%
Incentives Awarded			2.52 pts
PBP Verification			N/A pts
Total Score			84.04%



DHS, DFCS, Office of Provider Management
Performance-Based Placement Measures
RBWO Provider GA+SCORECARD - CPA



Report Quarter: Q3 FY2018

Provider/Program Name: Laurel Heights Hospital -Universal Health - Laurel Heights CPA (722) - CPA

# New Foster Homes During Quarter: 0		# Children in Care During Quarter: 39	# Placements During Quarter: 42	# Children in Care On Last Day: 38
CPA Incentive Credits	Avg Performance All CPAs (%)	Provider Performance (%)*	Possible Points (Weight)	Provider Points Earned
Early EPSDT Medical Visits		14%	2	0.28
Early EPSDT Dental Visits		12%	2	0.24
Permanency Contacts		0%	5	0.00
Additional Academic Supports		0%	2	0.00
Foster Hm Retention Rate (threshold = 90)		93%	2	2.00
Foster Hm Recruitment (threshold = 100)		0%	2	0.00
Active Agency Accreditation		0%	4	0.00
Staff Clinical Licensure		0%	5	0.00
Incentives Total	5.21		24	2.52
Maximum total combined incentive credit allowed is 10 points.			Incentives Awarded	2.52

*Performance calculation descriptions can be found in the FY 2017 RBWO PBP Measurements and Standards Guide.

Child Protective Services Investigations and Dispositions

The following investigations data, which is not used for scoring but is considered significant to a provider's performance, is from Georgia SHINES and is not considered final or complete until the end of the fiscal year.

Total Reports:	0
Number Screened In:	0
Number Screened Out:	0
Number Substantiated:	0
Number Unsubstantiated:	0
Number Active CPS Investigations:	0



DHS, DFCS, Office of Provider Management
Performance-Based Placement Measures
RBWO Provider GA+SCORECARD - CPA
Report Quarter: Q3 FY2018



Provider/Program Name: Lighthouse Therapeutic Foster Care - (727) - CPA

35 Mountain Street, Ringgold, GA 30736-2045

Phone: 706-937-4236

Vendor ID# 35446

Quarterly Scores (Grades)

Current Quarter Score (Grade)

Q1: 99.42 (A+)

Q2: 93.58 (A-)

102.91%

Q3: 102.91 (A+)

Q4: (N/A)

(A+)

New Foster Homes During Quarter: 1

Children in Care During Quarter: 17

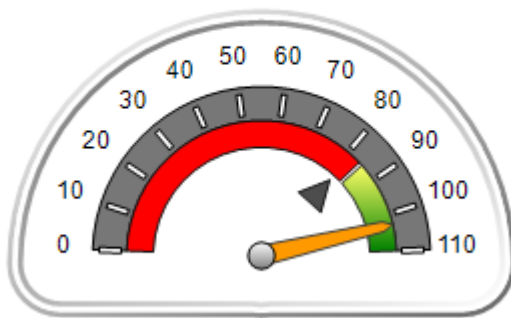
Placements During Quarter: 17

Children in Care On Last Day: 14

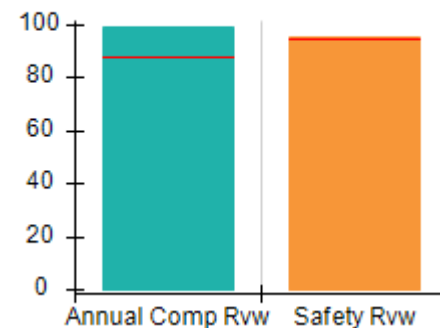
Quarterly Provider Comparisons to All CPAs

▼ — indicates average for all CPAs

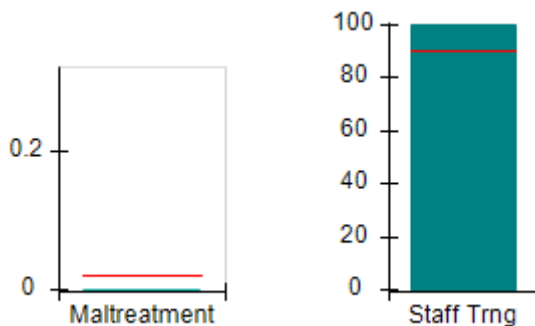
Overall Score (%)



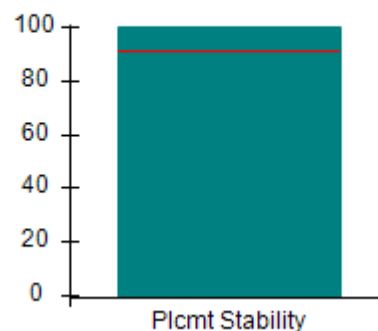
OPM Monitoring Reviews (%)



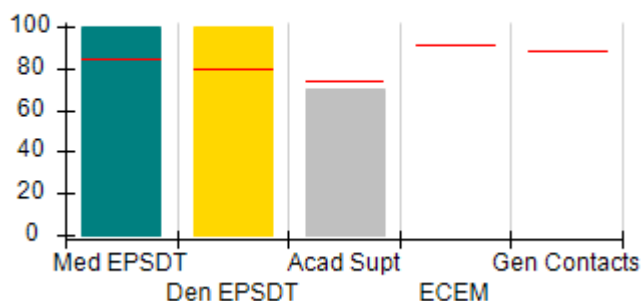
Safety Outcomes (%)



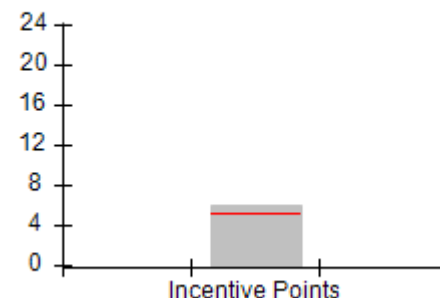
Permanency Outcomes (%)



Well-Being Outcomes (%)



Incentives Earned (Points)





DHS, DFCS, Office of Provider Management
Performance-Based Placement Measures
RBWO Provider GA+SCORECARD - CPA
Report Quarter: Q3 FY2018



Provider/Program Name: Lighthouse Therapeutic Foster Care - (727) - CPA

35 Mountain Street, Ringgold, GA 30736-2045 Phone: 706-937-4236 Vendor ID# 35446		Quarterly Scores (Grades)		Current Quarter Score (Grade)
		Q1: 99.42 (A+)	Q2: 93.58 (A-)	102.91% (A+)
		Q3: 102.91 (A+)	Q4: (N/A)	
# New Foster Homes During Quarter: 1		# Children in Care During Quarter: 17	# Placements During Quarter: 17	# Children in Care On Last Day: 14
	Avg Performance All CPAs (%)	Provider Performance (%)*	Possible Points (Weight)	Provider Points Earned
OPM Monitoring Reviews				
Annual Comprehensive Reviews	88%	99%	25	24.69
Safety Reviews	94%	95%	15	14.29
Monitoring Sub-Total			40	38.98
CPA Safety Outcomes				
Incidence of Maltreatment	0.02%	No Substantiated Reports	10	10.00
Staff Training	90%	100%	10	5.00
Safety Sub-Total			20	20.00
CPA Permanency Outcomes				
Placement Stability	92%	100%	15	15.00
Permanency Sub-Total			15	15.00
CPA Well-Being Outcomes				
EPSDT Medical Visits	85%	100%	9.1	9.08
EPSDT Dental Visits	79%	100%	9.1	9.08
Academic Supports	74%	70%	6.8	4.77
Provider ECEM Visits	91%	Not Eligible	N/A	
Provider General Contacts	88%	Not Eligible	N/A	
Placements with Siblings	64%	57%	Not Scored	Not Scored
Placements within Legal County	19%	50%	Not Scored	Not Scored
Well-Being Sub-Total			25	22.93

*Performance calculation descriptions can be found in the FY 2017 RBWO PBP Measurements and Standards Guide.

Monitoring & Outcomes: Possible Points = 100	Points Earned: 96.91
Score Before Incentives Credit	96.91%
Incentives Awarded	6.00 pts
PBP Verification	N/A pts
Total Score	102.91%

Provider/Program Name: Lighthouse Therapeutic Foster Care - (727) - CPA



DHS, DFCS, Office of Provider Management
Performance-Based Placement Measures
RBWO Provider GA+SCORECARD - CPA



Report Quarter: Q3 FY2018

# New Foster Homes During Quarter: 1		# Children in Care During Quarter: 17	# Placements During Quarter: 17	# Children in Care On Last Day: 14
CPA Incentive Credits	Avg Performance All CPAs (%)	Provider Performance (%)*	Possible Points (Weight)	Provider Points Earned
Early EPSDT Medical Visits		100%	2	2.00
Early EPSDT Dental Visits		100%	2	2.00
Permanency Contacts		0%	5	0.00
Additional Academic Supports		0%	2	0.00
Foster Hm Retention Rate (threshold = 90)		100%	2	2.00
Foster Hm Recruitment (threshold = 100)		50%	2	0.00
Active Agency Accreditation		0%	4	0.00
Staff Clinical Licensure		0%	5	0.00
Incentives Total	5.21		24	6.00
Maximum total combined incentive credit allowed is 10 points.			Incentives Awarded	6.00
*Performance calculation descriptions can be found in the FY 2017 RBWO PBP Measurements and Standards Guide.				

Child Protective Services Investigations and Dispositions		
The following investigations data, which is not used for scoring but is considered significant to a provider's performance, is from Georgia SHINES and is not considered final or complete until the end of the fiscal year.		
Total Reports:	0	
Number Screened In:	0	
Number Screened Out:	0	
Number Substantiated:	0	
Number Unsubstantiated:	0	
Number Active CPS Investigations:	0	



DHS, DFCS, Office of Provider Management
Performance-Based Placement Measures
RBWO Provider GA+SCORECARD - CPA



Report Quarter: Q3 FY2018

Provider/Program Name: Lighthouse Therapeutic Foster Care - Marietta (5309) - CPA

1000 Parkwood Circle SE, Marietta, GA 30339 Phone: 706-937-4236 Vendor ID# 153417	Quarterly Scores (Grades)		Current Quarter Score (Grade)
	Q1: 100.00 (A+)	Q2: 102.00 (A+)	93.94% (A-)
	Q3: 93.94 (A-)	Q4: (N/A)	
# New Foster Homes During Quarter: 0	# Children in Care During Quarter: 1	# Placements During Quarter: 1	# Children in Care On Last Day: 1

Quarterly Provider Comparisons to All CPAs

▼ — indicates average for all CPAs





DHS, DFCS, Office of Provider Management
Performance-Based Placement Measures
RBWO Provider GA+SCORECARD - CPA
Report Quarter: Q3 FY2018



Provider/Program Name: Lighthouse Therapeutic Foster Care - Marietta (5309) - CPA

1000 Parkwood Circle SE, Marietta, GA 30339 Phone: 706-937-4236 Vendor ID# 153417		Quarterly Scores (Grades)		Current Quarter Score (Grade)
		Q1: 100.00 (A+)	Q2: 102.00 (A+)	93.94%
		Q3: 93.94 (A-)	Q4: (N/A)	(A-)
# New Foster Homes During Quarter: 0		# Children in Care During Quarter: 1	# Placements During Quarter: 1	# Children in Care On Last Day: 1
	Avg Performance All CPAs (%)	Provider Performance (%)*	Possible Points (Weight)	Provider Points Earned
OPM Monitoring Reviews				
Annual Comprehensive Reviews	88%	Not Yet Conducted		
Safety Reviews	94%	90%	15	13.50
Monitoring Sub-Total			15	13.50
CPA Safety Outcomes				
Incidence of Maltreatment	0.02%	No Substantiated Reports	10	10.00
Staff Training	90%	100%	10	5.00
Safety Sub-Total			20	20.00
CPA Permanency Outcomes				
Placement Stability	92%	100%	15	15.00
Permanency Sub-Total			15	15.00
CPA Well-Being Outcomes				
EPSDT Medical Visits	85%	0%	4.5	0.00
EPSDT Dental Visits	79%	100%	4.5	4.55
Academic Supports	74%	Not Eligible		
Provider ECEM Visits	91%	100%	8	7.95
Provider General Contacts	88%	100%	8	7.95
Placements with Siblings	64%	Not Eligible	Not Scored	Not Scored
Placements within Legal County	19%	0%	Not Scored	Not Scored
Well-Being Sub-Total			25	20.46

*Performance calculation descriptions can be found in the FY 2017 RBWO PBP Measurements and Standards Guide.

Monitoring & Outcomes: Possible Points = 75	Points Earned: 68.96
Score Before Incentives Credit	91.94%
Incentives Awarded	2.00 pts
PBP Verification	N/A pts
Total Score	93.94%

Provider/Program Name: Lighthouse Therapeutic Foster Care - Marietta (5309) - CPA



DHS, DFCS, Office of Provider Management
Performance-Based Placement Measures
RBWO Provider GA+SCORECARD - CPA



Report Quarter: Q3 FY2018

# New Foster Homes During Quarter: 0		# Children in Care During Quarter: 1	# Placements During Quarter: 1	# Children in Care On Last Day: 1
CPA Incentive Credits	Avg Performance All CPAs (%)	Provider Performance (%)*	Possible Points (Weight)	Provider Points Earned
Early EPSDT Medical Visits		Not Eligible	2	
Early EPSDT Dental Visits		Not Eligible	2	
Permanency Contacts		None Planned	5	
Additional Academic Supports		Not Eligible	2	
Foster Hm Retention Rate (threshold = 90)		100%	2	2.00
Foster Hm Recruitment (threshold = 100)		0%	2	0.00
Active Agency Accreditation		0%	4	0.00
Staff Clinical Licensure		0%	5	0.00
Incentives Total	5.21		24	2.00
Maximum total combined incentive credit allowed is 10 points.			Incentives Awarded	2.00
*Performance calculation descriptions can be found in the FY 2017 RBWO PBP Measurements and Standards Guide.				

Child Protective Services Investigations and Dispositions

The following investigations data, which is not used for scoring but is considered significant to a provider's performance, is from Georgia SHINES and is not considered final or complete until the end of the fiscal year.

Total Reports:	0	
Number Screened In:	0	
Number Screened Out:	0	
Number Substantiated:	0	
Number Unsubstantiated:	0	
Number Active CPS Investigations:	0	



DHS, DFCS, Office of Provider Management
Performance-Based Placement Measures
RBWO Provider GA+SCORECARD - CPA
Report Quarter: Q3 FY2018

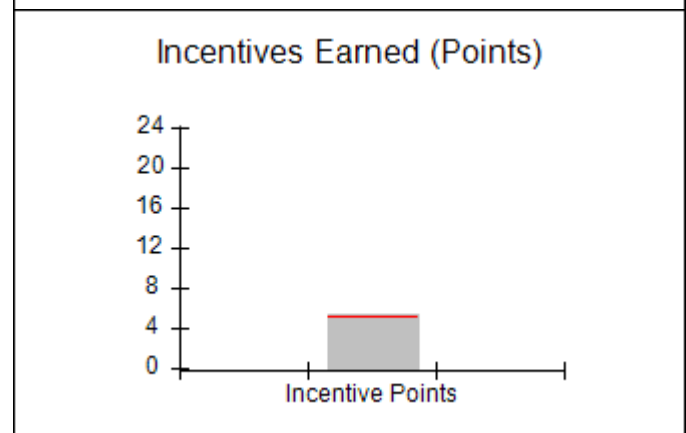
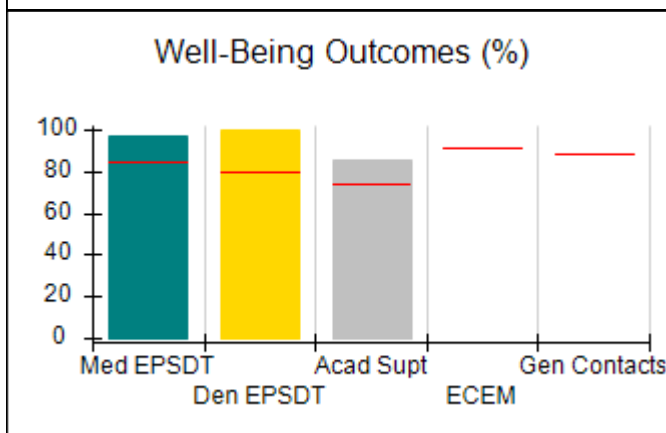
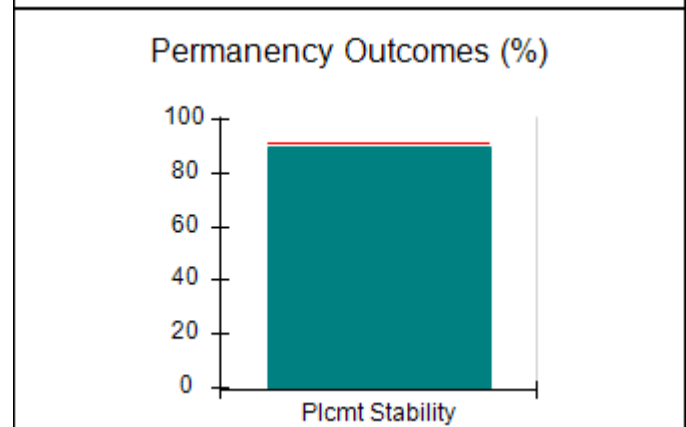
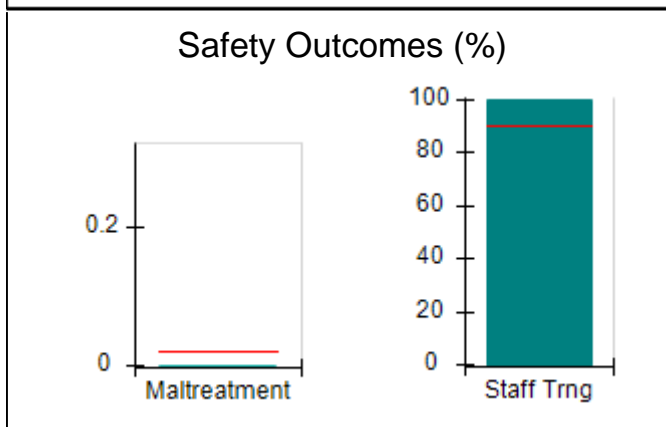
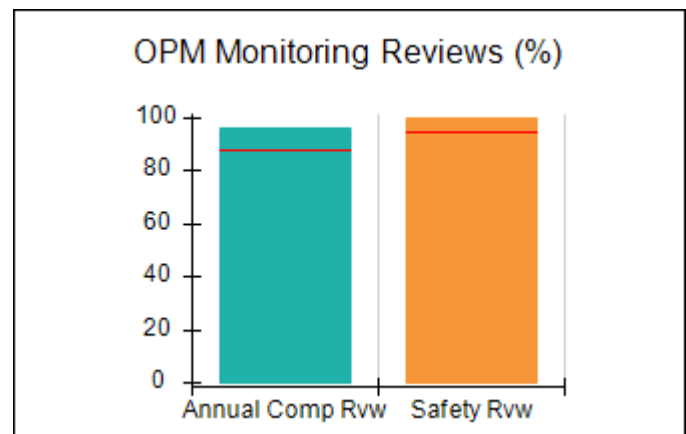
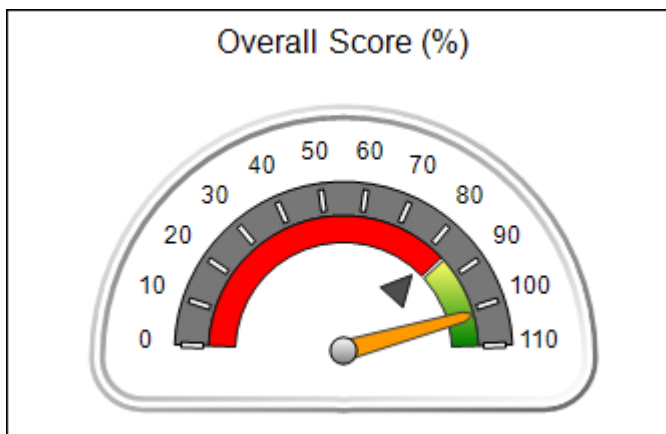


Provider/Program Name: Lighthouse Therapeutic Foster Care - Stockbridge (5186) - CPA

120 MLK, Sr. Heritage Trail, Stockbridge, GA 30281 Phone: 706-937-4236 Vendor ID# 121137	Quarterly Scores (Grades)		Current Quarter Score (Grade)
	Q1: 101.58 (A+)	Q2: 103.11 (A+)	101.45% (A+)
	Q3: 101.45 (A+)	Q4: (N/A)	
# New Foster Homes During Quarter: 1	# Children in Care During Quarter: 48	# Placements During Quarter: 50	# Children in Care On Last Day: 41

Quarterly Provider Comparisons to All CPAs

▼ — indicates average for all CPAs





DHS, DFCS, Office of Provider Management
Performance-Based Placement Measures
RBWO Provider GA+SCORECARD - CPA
Report Quarter: Q3 FY2018



Provider/Program Name: Lighthouse Therapeutic Foster Care - Stockbridge (5186) - CPA

120 MLK, Sr. Heritage Trail, Stockbridge, GA 30281 Phone: 706-937-4236 Vendor ID# 121137	Quarterly Scores (Grades)		Current Quarter Score (Grade)
	Q1: 101.58 (A+)	Q2: 103.11 (A+)	101.45% (A+)
	Q3: 101.45 (A+)	Q4: (N/A)	

# New Foster Homes During Quarter: 1	# Children in Care During Quarter: 48	# Placements During Quarter: 50	# Children in Care On Last Day: 41
--------------------------------------	---------------------------------------	---------------------------------	------------------------------------

	Avg Performance All CPAs (%)	Provider Performance (%)*	Possible Points (Weight)	Provider Points Earned
--	-------------------------------------	----------------------------------	---------------------------------	-------------------------------

OPM Monitoring Reviews

Annual Comprehensive Reviews	88%	96%	25	23.92
Safety Reviews	94%	100%	15	15.00
Monitoring Sub-Total			40	38.92

CPA Safety Outcomes

Incidence of Maltreatment	0.02%	No Substantiated Reports	10	10.00
Staff Training	90%	100%	10	5.00
Safety Sub-Total			20	20.00

CPA Permanency Outcomes

Placement Stability	92%	90%	15	13.50
Permanency Sub-Total			15	13.50

CPA Well-Being Outcomes

EPSDT Medical Visits	85%	97%	9.1	8.81
EPSDT Dental Visits	79%	100%	9.1	9.08
Academic Supports	74%	85%	6.8	5.79
Provider ECEM Visits	91%	Not Eligible	N/A	
Provider General Contacts	88%	Not Eligible	N/A	
Placements with Siblings	64%	44%	Not Scored	Not Scored
Placements within Legal County	19%	0%	Not Scored	Not Scored
Well-Being Sub-Total			25	23.68

*Performance calculation descriptions can be found in the FY 2017 RBWO PBP Measurements and Standards Guide.

Monitoring & Outcomes: Possible Points = 100	Points Earned: 96.09
Score Before Incentives Credit	96.09%
Incentives Awarded	5.36 pts
PBP Verification	N/A pts
Total Score	101.45%

Provider/Program Name: Lighthouse Therapeutic Foster Care - Stockbridge (5186) - CPA



DHS, DFCS, Office of Provider Management
Performance-Based Placement Measures
RBWO Provider GA+SCORECARD - CPA



Report Quarter: Q3 FY2018

# New Foster Homes During Quarter: 1		# Children in Care During Quarter: 48	# Placements During Quarter: 50	# Children in Care On Last Day: 41
CPA Incentive Credits	Avg Performance All CPAs (%)	Provider Performance (%)*	Possible Points (Weight)	Provider Points Earned
Early EPSDT Medical Visits		100%	2	2.00
Early EPSDT Dental Visits		91%	2	1.82
Permanency Contacts		None Planned	5	
Additional Academic Supports		77%	2	1.54
Foster Hm Retention Rate (threshold = 90)		87%	2	0.00
Foster Hm Recruitment (threshold = 100)		0%	2	0.00
Active Agency Accreditation		0%	4	0.00
Staff Clinical Licensure		0%	5	0.00
Incentives Total	5.21		24	5.36
Maximum total combined incentive credit allowed is 10 points.			Incentives Awarded	5.36
*Performance calculation descriptions can be found in the FY 2017 RBWO PBP Measurements and Standards Guide.				

Child Protective Services Investigations and Dispositions

The following investigations data, which is not used for scoring but is considered significant to a provider's performance, is from Georgia SHINES and is not considered final or complete until the end of the fiscal year.

Total Reports:	1
Number Screened In:	0
Number Screened Out:	1
Number Substantiated:	0
Number Unsubstantiated:	0
Number Active CPS Investigations:	0



DHS, DFCS, Office of Provider Management
Performance-Based Placement Measures
RBWO Provider GA+SCORECARD - CPA



Report Quarter: Q3 FY2018

**Provider/Program Name: Lookout Mountain Community Services Board - TREK
 Program/Athens (5237) - CPA**

2091 Milledge Ave, Athens, GA 30605

Phone: 706-806-1121

Vendor ID# 143228

Quarterly Scores (Grades)

Q1: 101.80 (A+)

Q2: 104.67 (A+)

Q3: 105.60 (A+)

Q4: (N/A)

Current Quarter Score (Grade)

105.60%

(A+)

New Foster Homes During Quarter: 1

Children in Care During
Quarter: 8

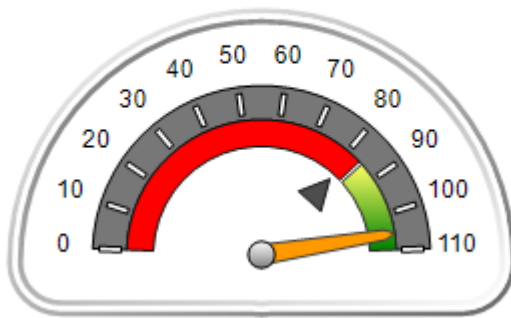
Placements During
Quarter: 8

Children in Care On Last
Day: 7

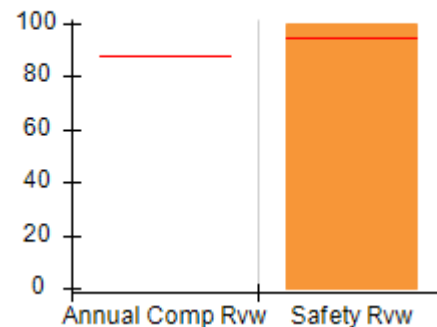
Quarterly Provider Comparisons to All CPAs

▼ — indicates average for all CPAs

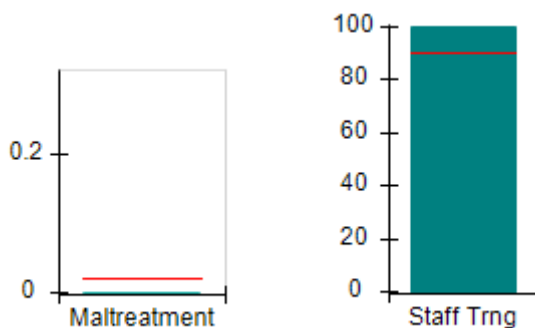
Overall Score (%)



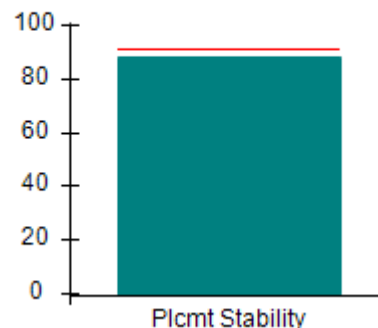
OPM Monitoring Reviews (%)



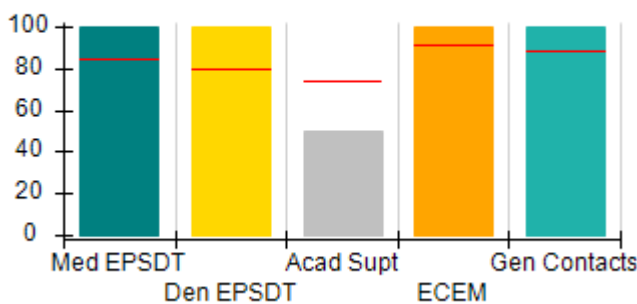
Safety Outcomes (%)



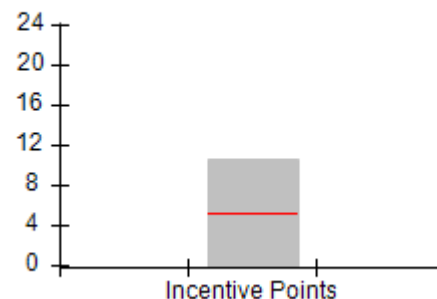
Permanency Outcomes (%)



Well-Being Outcomes (%)



Incentives Earned (Points)





DHS, DFCS, Office of Provider Management
Performance-Based Placement Measures
RBWO Provider GA+SCORECARD - CPA



Report Quarter: Q3 FY2018

Provider/Program Name: Lookout Mountain Community Services Board - TREK
Program/Athens (5237) - CPA

2091 Milledge Ave, Athens, GA 30605 Phone: 706-806-1121 Vendor ID# 143228	Quarterly Scores (Grades)		Current Quarter Score (Grade)
	Q1: 101.80 (A+)	Q2: 104.67 (A+)	105.60%
	Q3: 105.60 (A+)	Q4: (N/A)	(A+)

# New Foster Homes During Quarter: 1	# Children in Care During Quarter: 8	# Placements During Quarter: 8	# Children in Care On Last Day: 7
	Avg Performance All CPAs (%)	Provider Performance (%)*	Possible Points (Weight)
			Provider Points Earned

OPM Monitoring Reviews

Annual Comprehensive Reviews	88%	Not Yet Conducted		
Safety Reviews	94%	100%	15	15.00
Monitoring Sub-Total			15	15.00

CPA Safety Outcomes

Incidence of Maltreatment	0.02%	No Substantiated Reports	10	10.00
Staff Training	90%	100%	10	5.00
Safety Sub-Total			20	20.00

CPA Permanency Outcomes

Placement Stability	92%	88%	15	13.20
Permanency Sub-Total			15	13.20

CPA Well-Being Outcomes

EPSDT Medical Visits	85%	100%	4	4.00
EPSDT Dental Visits	79%	100%	4	4.00
Academic Supports	74%	50%	3	1.50
Provider ECEM Visits	91%	100%	7	7.00
Provider General Contacts	88%	100%	7	7.00
Placements with Siblings	64%	0%	Not Scored	Not Scored
Placements within Legal County	19%	0%	Not Scored	Not Scored
Well-Being Sub-Total			25	23.50

*Performance calculation descriptions can be found in the FY 2017 RBWO PBP Measurements and Standards Guide.

Monitoring & Outcomes: Possible Points = 75		Points Earned: 71.70	
Score Before Incentives Credit			95.60%
Incentives Awarded			10.00 pts
PBP Verification			N/A pts
Total Score			105.60%



DHS, DFCS, Office of Provider Management
Performance-Based Placement Measures
RBWO Provider GA+SCORECARD - CPA



Report Quarter: Q3 FY2018

Provider/Program Name: Lookout Mountain Community Services Board - TREK
Program/Athens (5237) - CPA

# New Foster Homes During Quarter: 1		# Children in Care During Quarter: 8	# Placements During Quarter: 8	# Children in Care On Last Day: 7
CPA Incentive Credits	Avg Performance All CPAs (%)	Provider Performance (%)*	Possible Points (Weight)	Provider Points Earned
Early EPSDT Medical Visits		100%	2	2.00
Early EPSDT Dental Visits		100%	2	2.00
Permanency Contacts		50%	5	2.50
Additional Academic Supports		0%	2	0.00
Foster Hm Retention Rate (threshold = 90)		100%	2	2.00
Foster Hm Recruitment (threshold = 100)		100%	2	2.00
Active Agency Accreditation		0%	4	0.00
Staff Clinical Licensure		0%	5	0.00
Incentives Total	5.21		24	10.50
Maximum total combined incentive credit allowed is 10 points.			Incentives Awarded	10.00

*Performance calculation descriptions can be found in the FY 2017 RBWO PBP Measurements and Standards Guide.

Child Protective Services Investigations and Dispositions

The following investigations data, which is not used for scoring but is considered significant to a provider's performance, is from Georgia SHINES and is not considered final or complete until the end of the fiscal year.

Total Reports:	0
Number Screened In:	0
Number Screened Out:	0
Number Substantiated:	0
Number Unsubstantiated:	0
Number Active CPS Investigations:	0



DHS, DFCS, Office of Provider Management
Performance-Based Placement Measures
RBWO Provider GA+SCORECARD - CPA



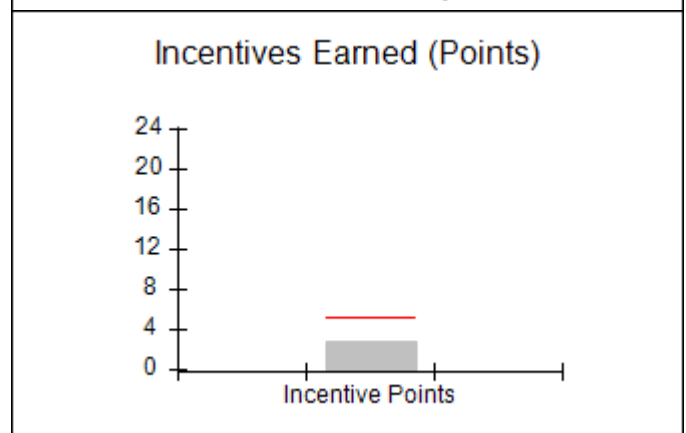
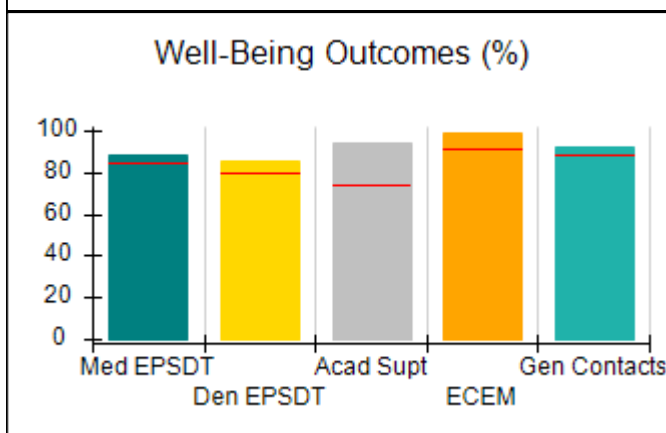
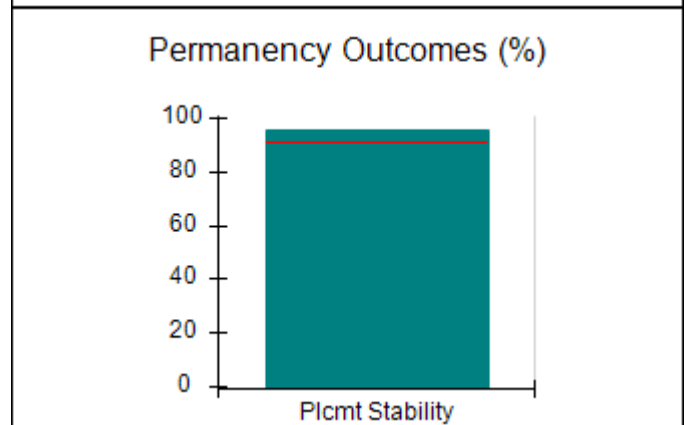
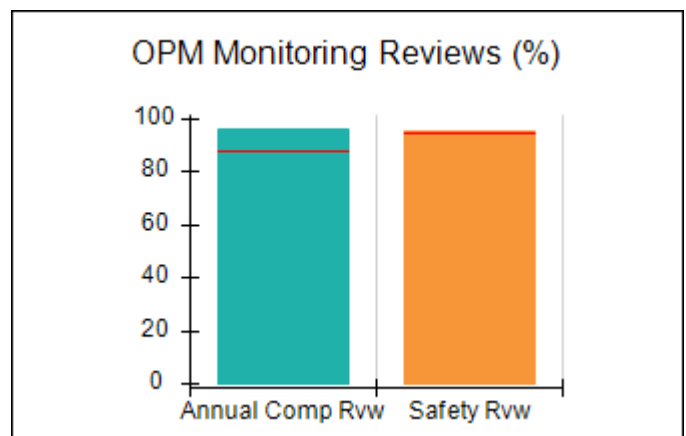
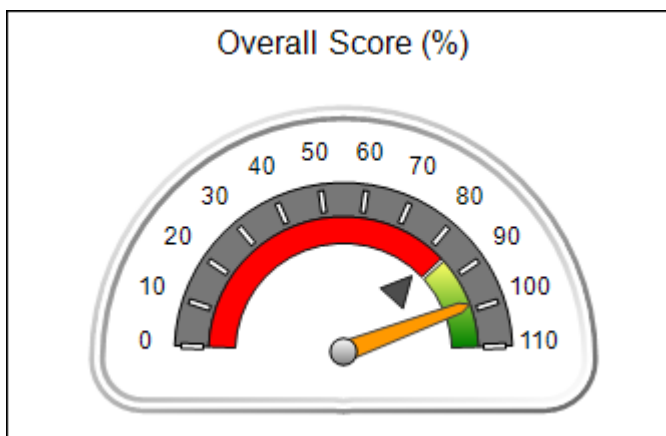
Report Quarter: Q3 FY2018

Provider/Program Name: Lookout Mountain Community Services Board - TREK
Program/Cartersville (5199) - CPA

25 East Main Street, Cartersville, GA 30120 Phone: 706-676-4062 Vendor ID# 15004	Quarterly Scores (Grades)		Current Quarter Score (Grade)
	Q1: 102.13 (A+)	Q2: 97.73 (A+)	98.44% (A+)
	Q3: 98.44 (A+)	Q4: (N/A)	
# New Foster Homes During Quarter: 0	# Children in Care During Quarter: 46	# Placements During Quarter: 46	# Children in Care On Last Day: 41

Quarterly Provider Comparisons to All CPAs

▼ — indicates average for all CPAs





DHS, DFCS, Office of Provider Management
Performance-Based Placement Measures
RBWO Provider GA+SCORECARD - CPA



Report Quarter: Q3 FY2018

Provider/Program Name: Lookout Mountain Community Services Board - TREK
Program/Cartersville (5199) - CPA

25 East Main Street, Cartersville, GA 30120 Phone: 706-676-4062 Vendor ID# 15004		Quarterly Scores (Grades)		Current Quarter Score (Grade)
		Q1: 102.13 (A+)	Q2: 97.73 (A+)	98.44%
		Q3: 98.44 (A+)	Q4: (N/A)	(A+)
# New Foster Homes During Quarter: 0		# Children in Care During Quarter: 46	# Placements During Quarter: 46	# Children in Care On Last Day: 41
	Avg Performance All CPAs (%)	Provider Performance (%)*	Possible Points (Weight)	Provider Points Earned
OPM Monitoring Reviews				
Annual Comprehensive Reviews	88%	96%	25	24.00
Safety Reviews	94%	95%	15	14.25
Monitoring Sub-Total			40	38.25
CPA Safety Outcomes				
Incidence of Maltreatment	0.02%	No Substantiated Reports	10	10.00
Staff Training	90%	100%	10	5.00
Safety Sub-Total			20	20.00
CPA Permanency Outcomes				
Placement Stability	92%	96%	15	14.40
Permanency Sub-Total			15	14.40
CPA Well-Being Outcomes				
EPSDT Medical Visits	85%	88%	4	3.52
EPSDT Dental Visits	79%	85%	4	3.40
Academic Supports	74%	94%	3	2.82
Provider ECEM Visits	91%	99%	7	6.93
Provider General Contacts	88%	92%	7	6.44
Placements with Siblings	64%	98%	Not Scored	Not Scored
Placements within Legal County	19%	38%	Not Scored	Not Scored
Well-Being Sub-Total			25	23.11

*Performance calculation descriptions can be found in the FY 2017 RBWO PBP Measurements and Standards Guide.

Monitoring & Outcomes: Possible Points = 100	Points Earned: 95.76
Score Before Incentives Credit	95.76%
Incentives Awarded	2.68 pts
PBP Verification	N/A pts
Total Score	98.44%



DHS, DFCS, Office of Provider Management
Performance-Based Placement Measures
RBWO Provider GA+SCORECARD - CPA



Report Quarter: Q3 FY2018

Provider/Program Name: Lookout Mountain Community Services Board - TREK
Program/Cartersville (5199) - CPA

# New Foster Homes During Quarter: 0		# Children in Care During Quarter: 46	# Placements During Quarter: 46	# Children in Care On Last Day: 41
CPA Incentive Credits	Avg Performance All CPAs (%)	Provider Performance (%)*	Possible Points (Weight)	Provider Points Earned
Early EPSDT Medical Visits		75%	2	1.50
Early EPSDT Dental Visits		59%	2	1.18
Permanency Contacts		None Planned	5	
Additional Academic Supports		0%	2	0.00
Foster Hm Retention Rate (threshold = 90)		89%	2	0.00
Foster Hm Recruitment (threshold = 100)		0%	2	0.00
Active Agency Accreditation		0%	4	0.00
Staff Clinical Licensure		0%	5	0.00
Incentives Total	5.21		24	2.68
Maximum total combined incentive credit allowed is 10 points.			Incentives Awarded	2.68

*Performance calculation descriptions can be found in the FY 2017 RBWO PBP Measurements and Standards Guide.

Child Protective Services Investigations and Dispositions

The following investigations data, which is not used for scoring but is considered significant to a provider's performance, is from Georgia SHINES and is not considered final or complete until the end of the fiscal year.

Total Reports:	1
Number Screened In:	1
Number Screened Out:	0
Number Substantiated:	0
Number Unsubstantiated:	1
Number Active CPS Investigations:	0



DHS, DFCS, Office of Provider Management
Performance-Based Placement Measures
RBWO Provider GA+SCORECARD - CPA



Report Quarter: Q3 FY2018

**Provider/Program Name: Lookout Mountain Community Services Board - TREK
 Program/Forsyth (5146) - CPA**

44 Harris Street, Forsyth, GA 31029

Phone: 478-993-5357

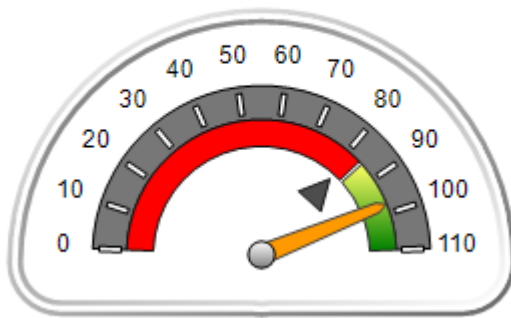
Vendor ID# 115542

	Quarterly Scores (Grades)		Current Quarter Score (Grade)
	Q1: 100.24 (A+)	Q2: 97.61 (A+)	97.52% (A+)
	Q3: 97.52 (A+)	Q4: (N/A)	
# New Foster Homes During Quarter: 0	# Children in Care During Quarter: 11	# Placements During Quarter: 11	# Children in Care On Last Day: 11

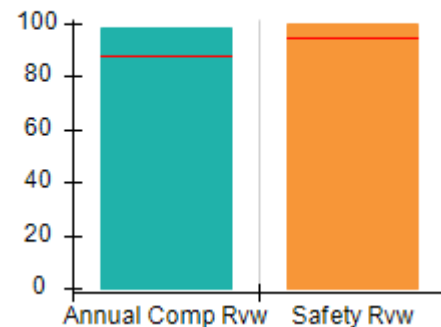
Quarterly Provider Comparisons to All CPAs

▼ — indicates average for all CPAs

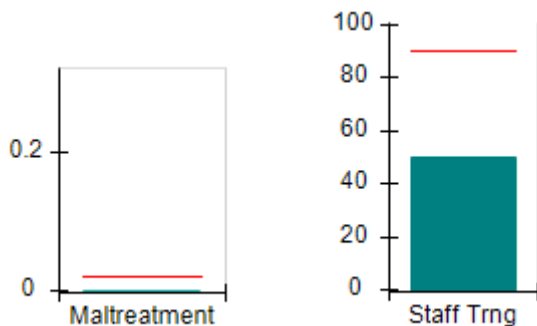
Overall Score (%)



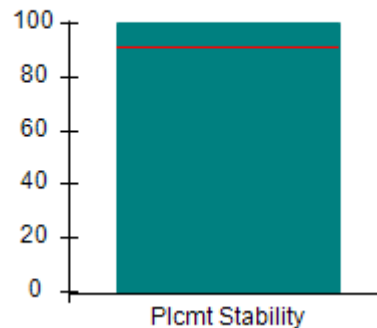
OPM Monitoring Reviews (%)



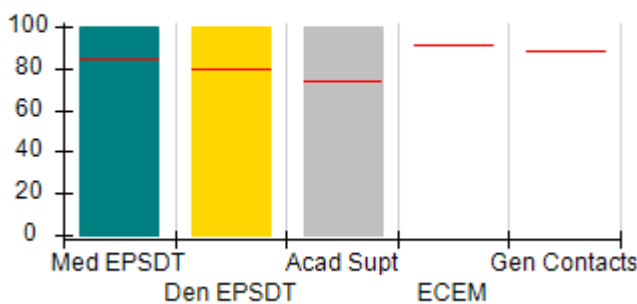
Safety Outcomes (%)




Permanency Outcomes (%)



Well-Being Outcomes (%)



Incentives Earned (Points)





DHS, DFCS, Office of Provider Management
Performance-Based Placement Measures
RBWO Provider GA+SCORECARD - CPA



Report Quarter: Q3 FY2018

Provider/Program Name: Lookout Mountain Community Services Board - TREK
Program/Forsyth (5146) - CPA

44 Harris Street, Forsyth, GA 31029		Quarterly Scores (Grades)		Current Quarter Score (Grade)
Phone: 478-993-5357		Q1: 100.24 (A+)	Q2: 97.61 (A+)	97.52%
Vendor ID# 115542		Q3: 97.52 (A+)	Q4: (N/A)	(A+)
# New Foster Homes During Quarter: 0		# Children in Care During Quarter: 11	# Placements During Quarter: 11	# Children in Care On Last Day: 11
	Avg Performance All CPAs (%)	Provider Performance (%)*	Possible Points (Weight)	Provider Points Earned
OPM Monitoring Reviews				
Annual Comprehensive Reviews	88%	98%	25	24.45
Safety Reviews	94%	100%	15	14.94
Monitoring Sub-Total			40	39.39
CPA Safety Outcomes				
Incidence of Maltreatment	0.02%	No Substantiated Reports	10	10.00
Staff Training	90%	50%	10	2.50
Safety Sub-Total			20	17.50
CPA Permanency Outcomes				
Placement Stability	92%	100%	15	15.00
Permanency Sub-Total			15	15.00
CPA Well-Being Outcomes				
EPSDT Medical Visits	85%	100%	9.1	9.08
EPSDT Dental Visits	79%	100%	9.1	9.08
Academic Supports	74%	100%	6.8	6.81
Provider ECEM Visits	91%	Not Eligible	N/A	
Provider General Contacts	88%	Not Eligible	N/A	
Placements with Siblings	64%	Not Eligible	Not Scored	Not Scored
Placements within Legal County	19%	0%	Not Scored	Not Scored
Well-Being Sub-Total			25	24.97

*Performance calculation descriptions can be found in the FY 2017 RBWO PBP Measurements and Standards Guide.

Monitoring & Outcomes: Possible Points = 100		Points Earned: 96.86	
Score Before Incentives Credit			96.86%
Incentives Awarded			0.66 pts
PBP Verification			N/A pts
Total Score			97.52%



DHS, DFCS, Office of Provider Management
Performance-Based Placement Measures
RBWO Provider GA+SCORECARD - CPA



Report Quarter: Q3 FY2018

Provider/Program Name: Lookout Mountain Community Services Board - TREK
Program/Forsyth (5146) - CPA

# New Foster Homes During Quarter: 0		# Children in Care During Quarter: 11	# Placements During Quarter: 11	# Children in Care On Last Day: 11
CPA Incentive Credits	Avg Performance All CPAs (%)	Provider Performance (%)*	Possible Points (Weight)	Provider Points Earned
Early EPSDT Medical Visits		Not Eligible	2	
Early EPSDT Dental Visits		33%	2	0.66
Permanency Contacts		0%	5	0.00
Additional Academic Supports		0%	2	0.00
Foster Hm Retention Rate (threshold = 90)		63%	2	0.00
Foster Hm Recruitment (threshold = 100)		0%	2	0.00
Active Agency Accreditation		0%	4	0.00
Staff Clinical Licensure		0%	5	0.00
Incentives Total	5.21		24	0.66
Maximum total combined incentive credit allowed is 10 points.			Incentives Awarded	0.66

*Performance calculation descriptions can be found in the FY 2017 RBWO PBP Measurements and Standards Guide.

Child Protective Services Investigations and Dispositions

The following investigations data, which is not used for scoring but is considered significant to a provider's performance, is from Georgia SHINES and is not considered final or complete until the end of the fiscal year.

Total Reports:	0
Number Screened In:	0
Number Screened Out:	0
Number Substantiated:	0
Number Unsubstantiated:	0
Number Active CPS Investigations:	0



DHS, DFCS, Office of Provider Management
Performance-Based Placement Measures
RBWO Provider GA+SCORECARD - CPA



Report Quarter: Q3 FY2018

Provider/Program Name: Lookout Mountain Community Services Board - TREK
Program/Ft.Oglethorpe (876) - CPA

1875 Fant Drive, Fort Oglethorpe, GA 30742

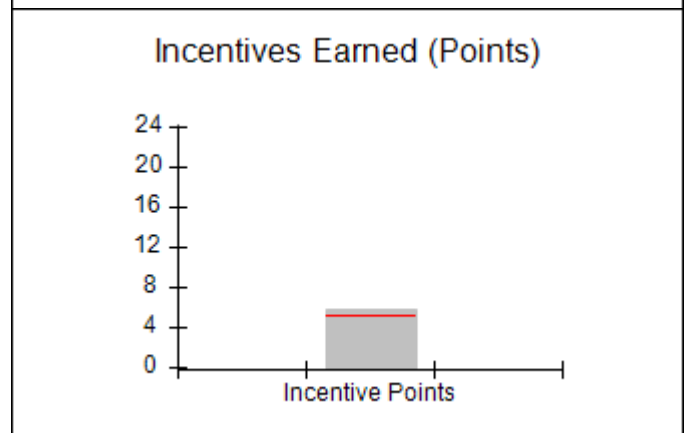
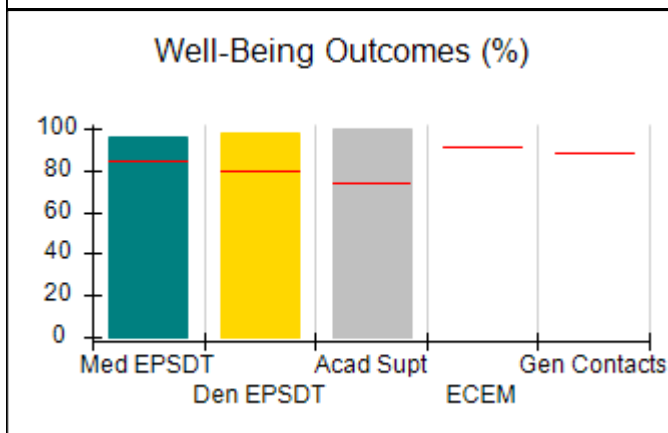
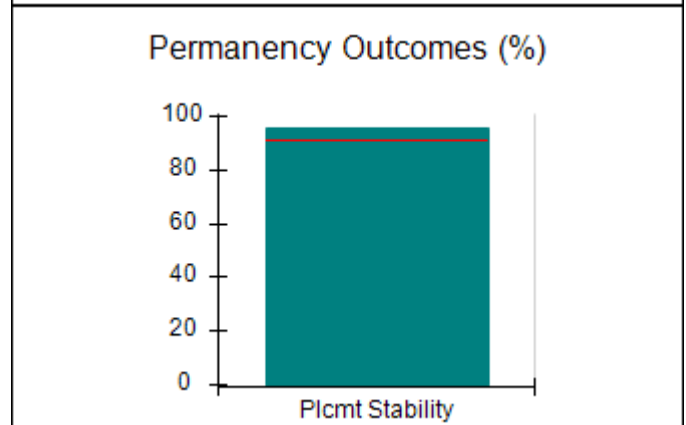
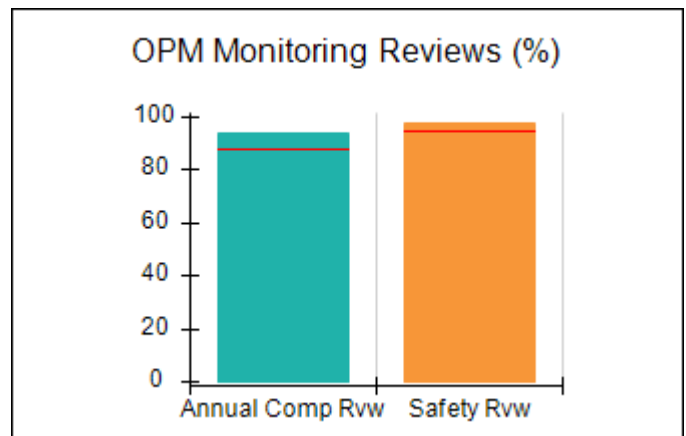
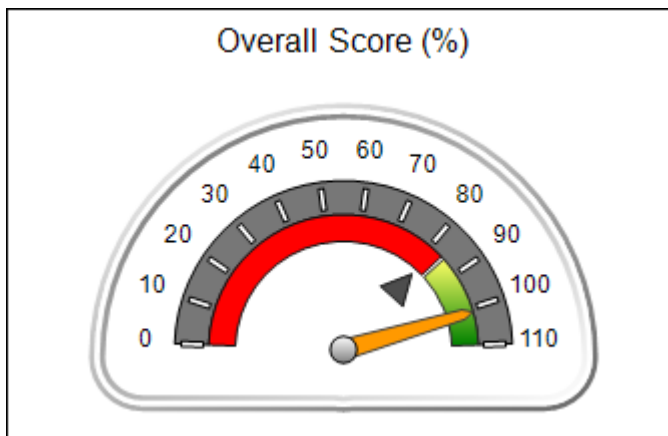
Phone: 706-806-1211

Vendor ID# 35448

Quarterly Scores (Grades)		Current Quarter Score (Grade)
Q1: 96.96 (A)	Q2: 100.59 (A+)	101.08% (A+)
Q3: 101.08 (A+)	Q4: (N/A)	
# New Foster Homes During Quarter: 1	# Children in Care During Quarter: 52	# Placements During Quarter: 52
		# Children in Care On Last Day: 35

Quarterly Provider Comparisons to All CPAs

▼ — indicates average for all CPAs





DHS, DFCS, Office of Provider Management
Performance-Based Placement Measures
RBWO Provider GA+SCORECARD - CPA



Report Quarter: Q3 FY2018

Provider/Program Name: Lookout Mountain Community Services Board - TREK
Program/Ft.Oglethorpe (876) - CPA

1875 Fant Drive, Fort Oglethorpe, GA 30742		Quarterly Scores (Grades)		Current Quarter Score (Grade)
Phone: 706-806-1211		Q1: 96.96 (A)	Q2: 100.59 (A+)	101.08%
Vendor ID# 35448		Q3: 101.08 (A+)	Q4: (N/A)	(A+)
# New Foster Homes During Quarter: 1		# Children in Care During Quarter: 52	# Placements During Quarter: 52	# Children in Care On Last Day: 35
	Avg Performance All CPAs (%)	Provider Performance (%)*	Possible Points (Weight)	Provider Points Earned
OPM Monitoring Reviews				
Annual Comprehensive Reviews	88%	94%	25	23.43
Safety Reviews	94%	98%	15	14.63
Monitoring Sub-Total			40	38.06
CPA Safety Outcomes				
Incidence of Maltreatment	0.02%	No Substantiated Reports	10	10.00
Staff Training	90%	100%	10	5.00
Safety Sub-Total			20	20.00
CPA Permanency Outcomes				
Placement Stability	92%	96%	15	14.40
Permanency Sub-Total			15	14.40
CPA Well-Being Outcomes				
EPSDT Medical Visits	85%	96%	9.1	8.72
EPSDT Dental Visits	79%	98%	9.1	8.90
Academic Supports	74%	100%	6.8	6.81
Provider ECEM Visits	91%	Not Eligible	N/A	
Provider General Contacts	88%	Not Eligible	N/A	
Placements with Siblings	64%	100%	Not Scored	Not Scored
Placements within Legal County	19%	54%	Not Scored	Not Scored
Well-Being Sub-Total			25	24.43

*Performance calculation descriptions can be found in the FY 2017 RBWO PBP Measurements and Standards Guide.

Monitoring & Outcomes: Possible Points = 100		Points Earned: 96.88	
Score Before Incentives Credit		96.88%	
Incentives Awarded		5.66 pts	
PBP Verification		-1.46 pts	
Total Score		101.08%	



DHS, DFCS, Office of Provider Management
Performance-Based Placement Measures
RBWO Provider GA+SCORECARD - CPA



Report Quarter: Q3 FY2018

Provider/Program Name: Lookout Mountain Community Services Board - TREK
Program/Ft.Oglethorpe (876) - CPA

# New Foster Homes During Quarter: 1		# Children in Care During Quarter: 52	# Placements During Quarter: 52	# Children in Care On Last Day: 35
CPA Incentive Credits	Avg Performance All CPAs (%)	Provider Performance (%)*	Possible Points (Weight)	Provider Points Earned
Early EPSDT Medical Visits		88%	2	1.76
Early EPSDT Dental Visits		95%	2	1.90
Permanency Contacts		None Planned	5	
Additional Academic Supports		0%	2	0.00
Foster Hm Retention Rate (threshold = 90)		92%	2	2.00
Foster Hm Recruitment (threshold = 100)		25%	2	0.00
Active Agency Accreditation		0%	4	0.00
Staff Clinical Licensure		0%	5	0.00
Incentives Total	5.21		24	5.66
Maximum total combined incentive credit allowed is 10 points.			Incentives Awarded	5.66

*Performance calculation descriptions can be found in the FY 2017 RBWO PBP Measurements and Standards Guide.

Child Protective Services Investigations and Dispositions

The following investigations data, which is not used for scoring but is considered significant to a provider's performance, is from Georgia SHINES and is not considered final or complete until the end of the fiscal year.

Total Reports:	1
Number Screened In:	1
Number Screened Out:	0
Number Substantiated:	0
Number Unsubstantiated:	1
Number Active CPS Investigations:	0



DHS, DFCS, Office of Provider Management
Performance-Based Placement Measures
RBWO Provider GA+SCORECARD - CPA
Report Quarter: Q3 FY2018



Provider/Program Name: Lutheran Services of Georgia - Lutheran of Albany (731) - CPA

1508 Whispering Pines Avenue, Albany, GA 31707

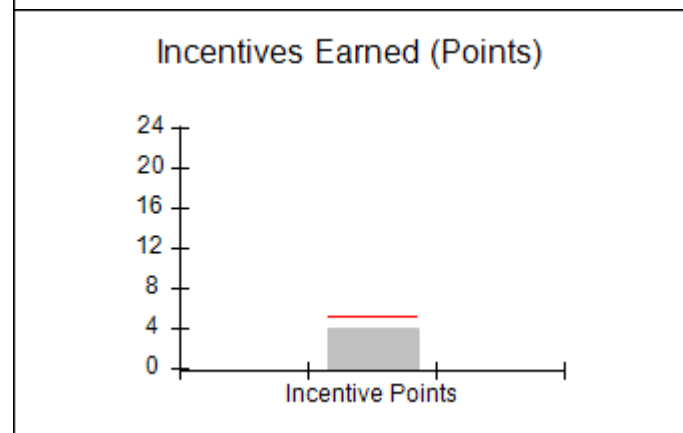
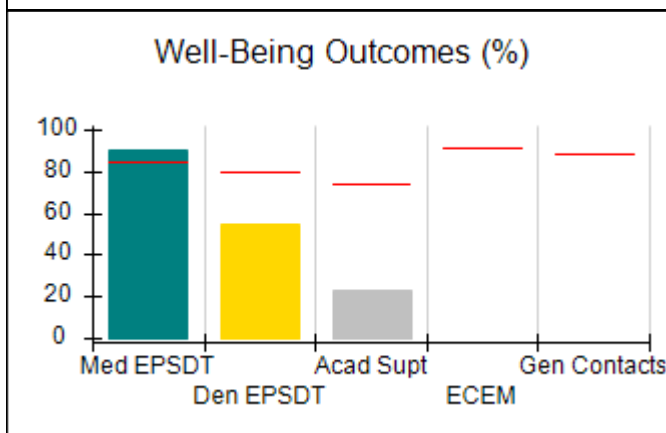
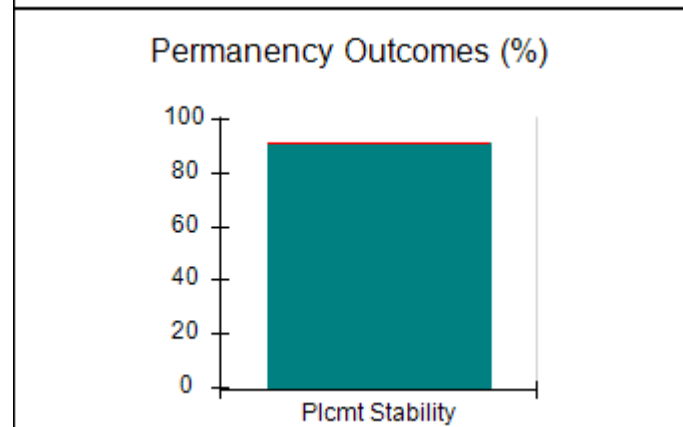
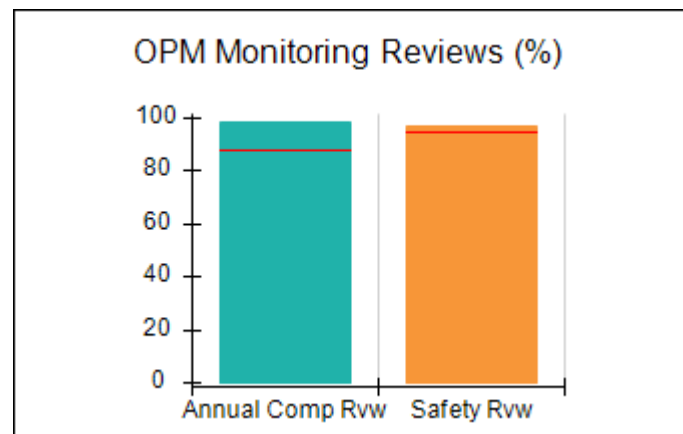
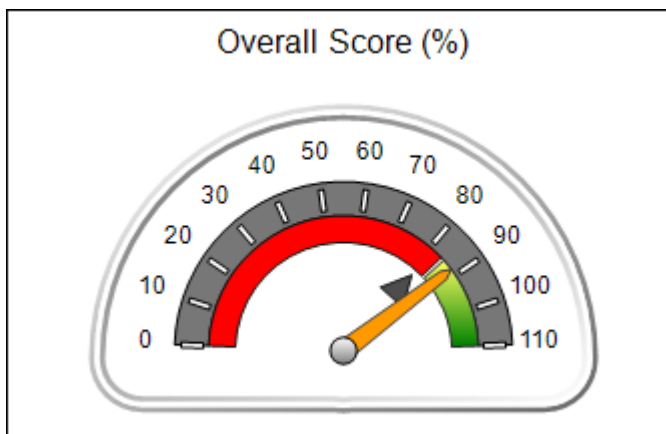
Phone: 229-432-7664

Vendor ID# 35450

1508 Whispering Pines Avenue, Albany, GA 31707 Phone: 229-432-7664 Vendor ID# 35450	Quarterly Scores (Grades)		Current Quarter Score (Grade)
	Q1: 105.25 (A+)	Q2: 96.16 (A)	88.14% (B+)
	Q3: 88.14 (B+)	Q4: (N/A)	
# New Foster Homes During Quarter: 1	# Children in Care During Quarter: 23	# Placements During Quarter: 23	# Children in Care On Last Day: 21

Quarterly Provider Comparisons to All CPAs

▼ — indicates average for all CPAs





DHS, DFCS, Office of Provider Management
Performance-Based Placement Measures
RBWO Provider GA+SCORECARD - CPA
Report Quarter: Q3 FY2018



Provider/Program Name: Lutheran Services of Georgia - Lutheran of Albany (731) - CPA

1508 Whispering Pines Avenue, Albany, GA 31707 Phone: 229-432-7664 Vendor ID# 35450		Quarterly Scores (Grades)		Current Quarter Score (Grade)
		Q1: 105.25 (A+)	Q2: 96.16 (A)	88.14%
		Q3: 88.14 (B+)	Q4: (N/A)	(B+)
# New Foster Homes During Quarter: 1		# Children in Care During Quarter: 23	# Placements During Quarter: 23	# Children in Care On Last Day: 21
	Avg Performance All CPAs (%)	Provider Performance (%)*	Possible Points (Weight)	Provider Points Earned
OPM Monitoring Reviews				
Annual Comprehensive Reviews	88%	98%	25	24.58
Safety Reviews	94%	96%	15	14.47
Monitoring Sub-Total			40	39.05
CPA Safety Outcomes				
Incidence of Maltreatment	0.02%	No Substantiated Reports	10	10.00
Staff Training	90%	67%	10	3.35
Safety Sub-Total			20	16.70
CPA Permanency Outcomes				
Placement Stability	92%	91%	15	13.65
Permanency Sub-Total			15	13.65
CPA Well-Being Outcomes				
EPSDT Medical Visits	85%	90%	9.1	8.17
EPSDT Dental Visits	79%	55%	9.1	4.99
Academic Supports	74%	23%	6.8	1.57
Provider ECEM Visits	91%	Not Eligible	N/A	
Provider General Contacts	88%	Not Eligible	N/A	
Placements with Siblings	64%	37%	Not Scored	Not Scored
Placements within Legal County	19%	0%	Not Scored	Not Scored
Well-Being Sub-Total			25	14.73

*Performance calculation descriptions can be found in the FY 2017 RBWO PBP Measurements and Standards Guide.

Monitoring & Outcomes: Possible Points = 100		Points Earned: 84.14	
Score Before Incentives Credit			84.14%
Incentives Awarded			4.00 pts
PBP Verification			N/A pts
Total Score			88.14%

Provider/Program Name: Lutheran Services of Georgia - Lutheran of Albany (731) - CPA



DHS, DFCS, Office of Provider Management
Performance-Based Placement Measures
RBWO Provider GA+SCORECARD - CPA



Report Quarter: Q3 FY2018

# New Foster Homes During Quarter: 1		# Children in Care During Quarter: 23	# Placements During Quarter: 23	# Children in Care On Last Day: 21
CPA Incentive Credits	Avg Performance All CPAs (%)	Provider Performance (%)*	Possible Points (Weight)	Provider Points Earned
Early EPSDT Medical Visits		Not Eligible	2	
Early EPSDT Dental Visits		0%	2	0.00
Permanency Contacts		0%	5	0.00
Additional Academic Supports		0%	2	0.00
Foster Hm Retention Rate (threshold = 90)		67%	2	0.00
Foster Hm Recruitment (threshold = 100)		200%	2	2.00
Active Agency Accreditation		50%	4	2.00
Staff Clinical Licensure		0%	5	0.00
Incentives Total	5.21		24	4.00
Maximum total combined incentive credit allowed is 10 points.			Incentives Awarded	4.00
*Performance calculation descriptions can be found in the FY 2017 RBWO PBP Measurements and Standards Guide.				

Child Protective Services Investigations and Dispositions

The following investigations data, which is not used for scoring but is considered significant to a provider's performance, is from Georgia SHINES and is not considered final or complete until the end of the fiscal year.

Total Reports:	0
Number Screened In:	0
Number Screened Out:	0
Number Substantiated:	0
Number Unsubstantiated:	1
Number Active CPS Investigations:	-1



DHS, DFCS, Office of Provider Management
Performance-Based Placement Measures
RBWO Provider GA+SCORECARD - CPA



Report Quarter: Q3 FY2018

Provider/Program Name: Lutheran Services of Georgia - Lutheran of Atlanta (728) - CPA

230 Peachtree Street NW , Atlanta, GA 30303-1526

Phone: 404-591-7035

Vendor ID# 35451

Quarterly Scores (Grades)

Current Quarter Score (Grade)

Q1: 94.33 (A)

Q2: 96.78 (A)

93.09%

Q3: 93.09 (A-)

Q4: (N/A)

(A-)

New Foster Homes During Quarter: 2

Children in Care During Quarter: 47

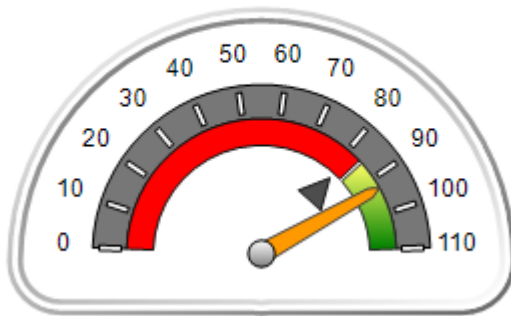
Placements During Quarter: 48

Children in Care On Last Day: 36

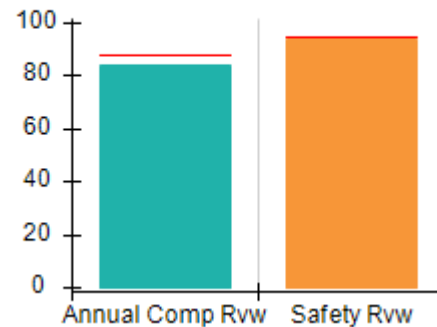
Quarterly Provider Comparisons to All CPAs

▼ — indicates average for all CPAs

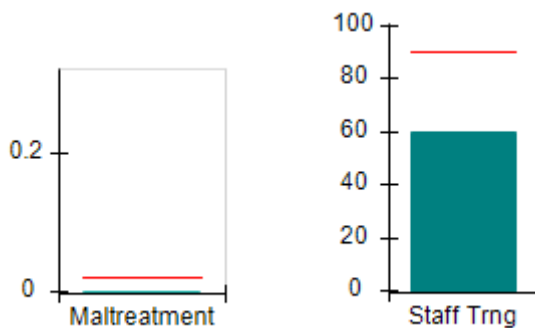
Overall Score (%)



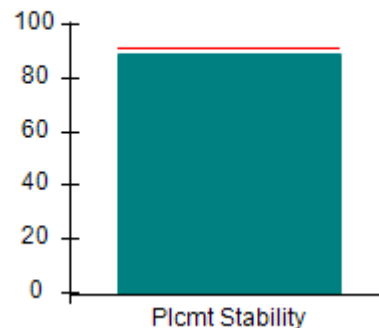
OPM Monitoring Reviews (%)



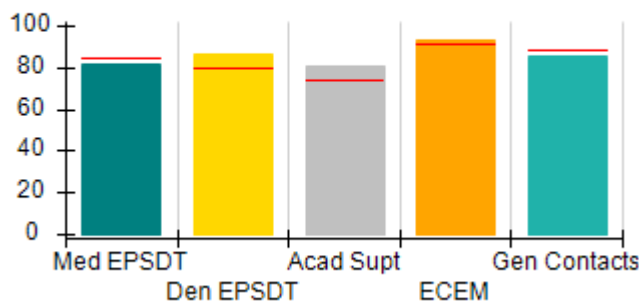
Safety Outcomes (%)



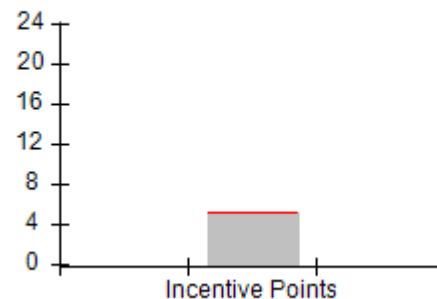
Permanency Outcomes (%)



Well-Being Outcomes (%)



Incentives Earned (Points)





DHS, DFCS, Office of Provider Management
Performance-Based Placement Measures
RBWO Provider GA+SCORECARD - CPA
Report Quarter: Q3 FY2018



Provider/Program Name: Lutheran Services of Georgia - Lutheran of Atlanta (728) - CPA

230 Peachtree Street NW , Atlanta, GA 30303-1526 Phone: 404-591-7035 Vendor ID# 35451		Quarterly Scores (Grades)		Current Quarter Score (Grade)
		Q1: 94.33 (A)	Q2: 96.78 (A)	93.09%
		Q3: 93.09 (A-)	Q4: (N/A)	(A-)
# New Foster Homes During Quarter: 2		# Children in Care During Quarter: 47	# Placements During Quarter: 48	# Children in Care On Last Day: 36
	Avg Performance All CPAs (%)	Provider Performance (%)*	Possible Points (Weight)	Provider Points Earned
OPM Monitoring Reviews				
Annual Comprehensive Reviews	88%	84%	25	20.90
Safety Reviews	94%	94%	15	14.07
Monitoring Sub-Total			40	34.97
CPA Safety Outcomes				
Incidence of Maltreatment	0.02%	No Substantiated Reports	10	10.00
Staff Training	90%	60%	10	3.00
Safety Sub-Total			20	18.00
CPA Permanency Outcomes				
Placement Stability	92%	89%	15	13.35
Permanency Sub-Total			15	13.35
CPA Well-Being Outcomes				
EPSDT Medical Visits	85%	82%	4	3.28
EPSDT Dental Visits	79%	86%	4	3.44
Academic Supports	74%	81%	3	2.43
Provider ECEM Visits	91%	93%	7	6.51
Provider General Contacts	88%	85%	7	5.95
Placements with Siblings	64%	81%	Not Scored	Not Scored
Placements within Legal County	19%	10%	Not Scored	Not Scored
Well-Being Sub-Total			25	21.61

*Performance calculation descriptions can be found in the FY 2017 RBWO PBP Measurements and Standards Guide.

Monitoring & Outcomes: Possible Points = 100		Points Earned: 87.93	
Score Before Incentives Credit			87.93%
Incentives Awarded			5.16 pts
PBP Verification			N/A pts
Total Score			93.09%

Provider/Program Name: Lutheran Services of Georgia - Lutheran of Atlanta (728) - CPA



DHS, DFCS, Office of Provider Management
Performance-Based Placement Measures
RBWO Provider GA+SCORECARD - CPA



Report Quarter: Q3 FY2018

# New Foster Homes During Quarter: 2		# Children in Care During Quarter: 47	# Placements During Quarter: 48	# Children in Care On Last Day: 36
CPA Incentive Credits	Avg Performance All CPAs (%)	Provider Performance (%)*	Possible Points (Weight)	Provider Points Earned
Early EPSDT Medical Visits		50%	2	1.00
Early EPSDT Dental Visits		58%	2	1.16
Permanency Contacts		10%	5	0.50
Additional Academic Supports		0%	2	0.00
Foster Hm Retention Rate (threshold = 90)		84%	2	0.00
Foster Hm Recruitment (threshold = 100)		50%	2	0.00
Active Agency Accreditation		50%	4	2.00
Staff Clinical Licensure		10%	5	0.50
Incentives Total	5.21		24	5.16
Maximum total combined incentive credit allowed is 10 points.			Incentives Awarded	5.16
*Performance calculation descriptions can be found in the FY 2017 RBWO PBP Measurements and Standards Guide.				

Child Protective Services Investigations and Dispositions

The following investigations data, which is not used for scoring but is considered significant to a provider's performance, is from Georgia SHINES and is not considered final or complete until the end of the fiscal year.

Total Reports:	0	
Number Screened In:	0	
Number Screened Out:	0	
Number Substantiated:	0	
Number Unsubstantiated:	0	
Number Active CPS Investigations:	0	



DHS, DFCS, Office of Provider Management
Performance-Based Placement Measures
RBWO Provider GA+SCORECARD - CPA



Report Quarter: Q3 FY2018

Provider/Program Name: Lutheran Services of Georgia - Lutheran of Rome (4381) - CPA

336 Broad Street, Rome, GA 30161

Phone: 706-512-1185

Vendor ID# 62037

Quarterly Scores (Grades)

Q1: 102.77 (A+)

Q2: 101.52 (A+)

Q3: 98.70 (A+)

Q4: (N/A)

Current Quarter Score (Grade)

98.70%

(A+)

New Foster Homes During Quarter: 3

Children in Care During Quarter: 21

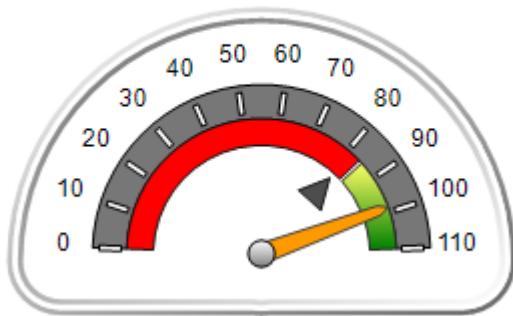
Placements During Quarter: 22

Children in Care On Last Day: 18

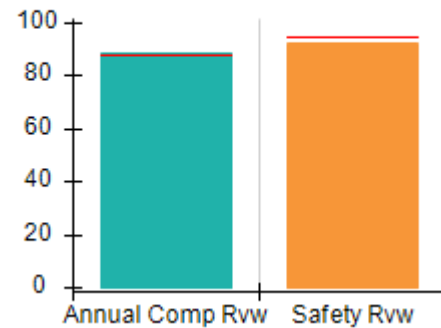
Quarterly Provider Comparisons to All CPAs

— indicates average for all CPAs

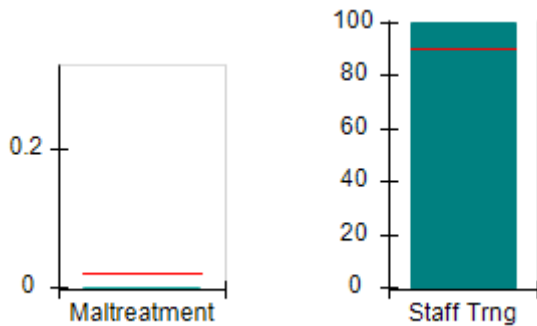
Overall Score (%)



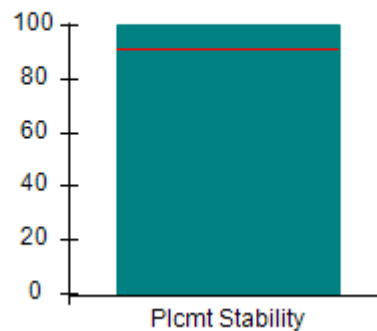
OPM Monitoring Reviews (%)



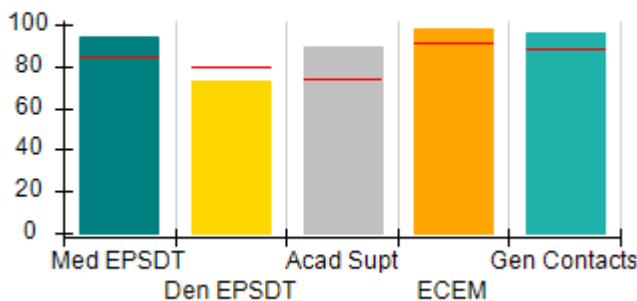
Safety Outcomes (%)



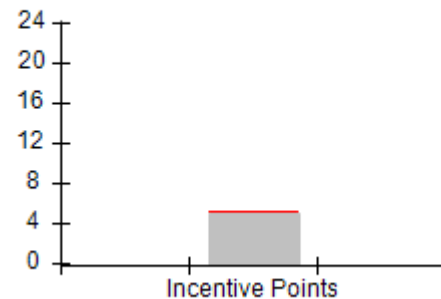
Permanency Outcomes (%)



Well-Being Outcomes (%)



Incentives Earned (Points)





DHS, DFCS, Office of Provider Management
Performance-Based Placement Measures
RBWO Provider GA+SCORECARD - CPA
Report Quarter: Q3 FY2018



Provider/Program Name: Lutheran Services of Georgia - Lutheran of Rome (4381) - CPA

336 Broad Street, Rome, GA 30161		Quarterly Scores (Grades)		Current Quarter Score (Grade)
Phone: 706-512-1185		Q1: 102.77 (A+)	Q2: 101.52 (A+)	98.70% (A+)
Vendor ID# 62037		Q3: 98.70 (A+)	Q4: (N/A)	
# New Foster Homes During Quarter: 3		# Children in Care During Quarter: 21	# Placements During Quarter: 22	# Children in Care On Last Day: 18
	Avg Performance All CPAs (%)	Provider Performance (%)*	Possible Points (Weight)	Provider Points Earned
OPM Monitoring Reviews				
Annual Comprehensive Reviews	88%	88%	25	22.01
Safety Reviews	94%	92%	15	13.85
Monitoring Sub-Total			40	35.87
CPA Safety Outcomes				
Incidence of Maltreatment	0.02%	No Substantiated Reports	10	10.00
Staff Training	90%	100%	10	5.00
Safety Sub-Total			20	20.00
CPA Permanency Outcomes				
Placement Stability	92%	100%	15	15.00
Permanency Sub-Total			15	15.00
CPA Well-Being Outcomes				
EPSDT Medical Visits	85%	94%	4	3.76
EPSDT Dental Visits	79%	73%	4	2.92
Academic Supports	74%	89%	3	2.67
Provider ECEM Visits	91%	98%	7	6.86
Provider General Contacts	88%	96%	7	6.72
Placements with Siblings	64%	56%	Not Scored	Not Scored
Placements within Legal County	19%	33%	Not Scored	Not Scored
Well-Being Sub-Total			25	22.93

*Performance calculation descriptions can be found in the FY 2017 RBWO PBP Measurements and Standards Guide.

Monitoring & Outcomes: Possible Points = 100	Points Earned: 93.80
Score Before Incentives Credit	93.80%
Incentives Awarded	4.90 pts
PBP Verification	N/A pts
Total Score	98.70%

Provider/Program Name: Lutheran Services of Georgia - Lutheran of Rome (4381) - CPA



DHS, DFCS, Office of Provider Management
Performance-Based Placement Measures
RBWO Provider GA+SCORECARD - CPA



Report Quarter: Q3 FY2018

# New Foster Homes During Quarter: 3		# Children in Care During Quarter: 21	# Placements During Quarter: 22	# Children in Care On Last Day: 18
CPA Incentive Credits	Avg Performance All CPAs (%)	Provider Performance (%)*	Possible Points (Weight)	Provider Points Earned
Early EPSDT Medical Visits		100%	2	2.00
Early EPSDT Dental Visits		33%	2	0.66
Permanency Contacts		0%	5	0.00
Additional Academic Supports		12%	2	0.24
Foster Hm Retention Rate (threshold = 90)		83%	2	0.00
Foster Hm Recruitment (threshold = 100)		67%	2	0.00
Active Agency Accreditation		50%	4	2.00
Staff Clinical Licensure		0%	5	0.00
Incentives Total	5.21		24	4.90
Maximum total combined incentive credit allowed is 10 points.			Incentives Awarded	4.90
*Performance calculation descriptions can be found in the FY 2017 RBWO PBP Measurements and Standards Guide.				

Child Protective Services Investigations and Dispositions

The following investigations data, which is not used for scoring but is considered significant to a provider's performance, is from Georgia SHINES and is not considered final or complete until the end of the fiscal year.

Total Reports:	0	
Number Screened In:	0	
Number Screened Out:	0	
Number Substantiated:	0	
Number Unsubstantiated:	1	
Number Active CPS Investigations:	-1	



DHS, DFCS, Office of Provider Management
Performance-Based Placement Measures
RBWO Provider GA+SCORECARD - CPA

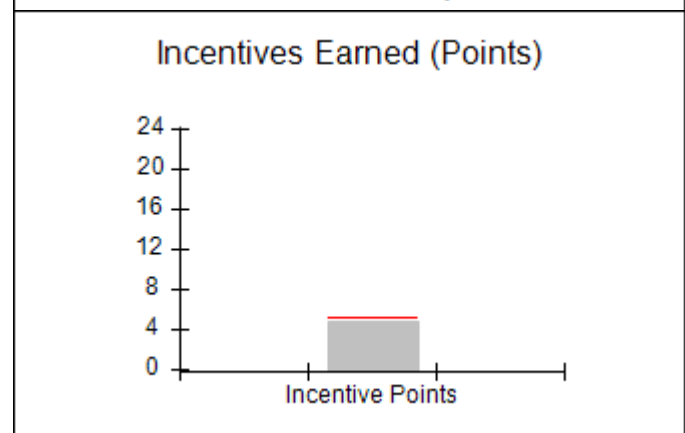
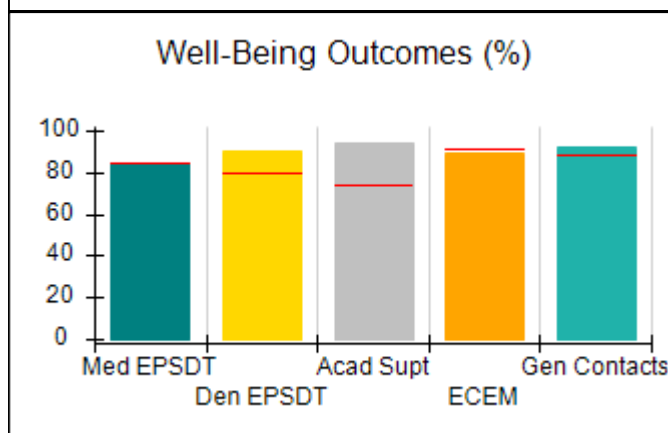
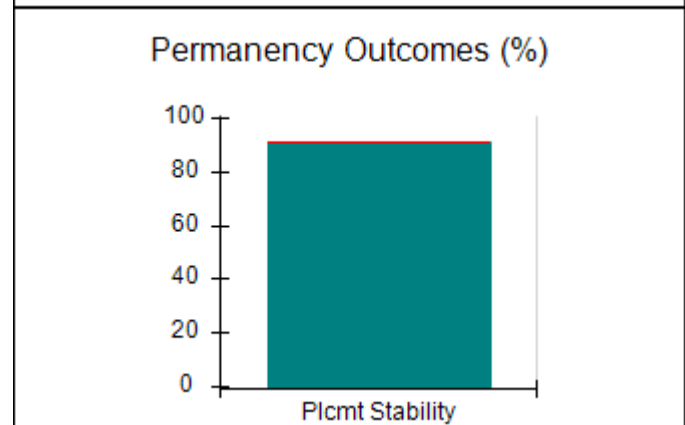
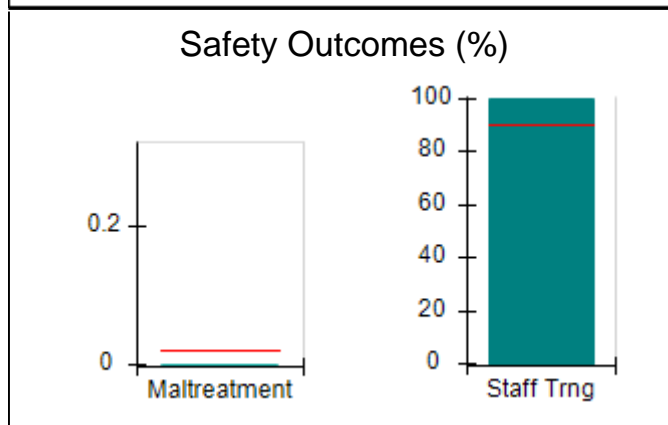
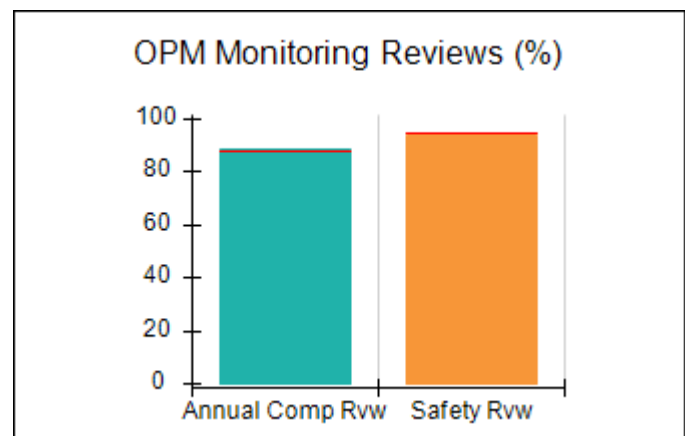
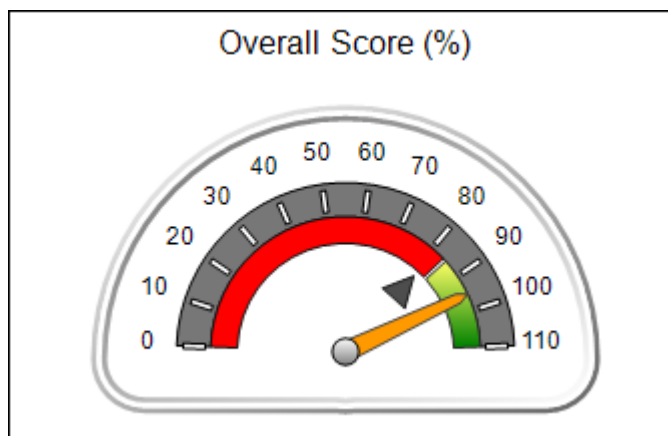


Report Quarter: Q3 FY2018

Provider/Program Name: Lutheran Services of Georgia - Lutheran of Savannah (730) - CPA

401 Mall Blvd. Suite 2F, Savannah, GA 31405 Phone: 912-353-8875 Vendor ID# 35452	Quarterly Scores (Grades)		Current Quarter Score (Grade)
	Q1: 96.92 (A)	Q2: 98.37 (A+)	95.50% (A)
	Q3: 95.50 (A)	Q4: (N/A)	
# New Foster Homes During Quarter: 0	# Children in Care During Quarter: 34	# Placements During Quarter: 36	# Children in Care On Last Day: 26
Quarterly Provider Comparisons to All CPAs			

▼ — indicates average for all CPAs





DHS, DFCS, Office of Provider Management
Performance-Based Placement Measures
RBWO Provider GA+SCORECARD - CPA



Report Quarter: Q3 FY2018

Provider/Program Name: Lutheran Services of Georgia - Lutheran of Savannah (730) - CPA

401 Mall Blvd. Suite 2F, Savannah, GA 31405		Quarterly Scores (Grades)		Current Quarter Score (Grade)
Phone: 912-353-8875		Q1: 96.92 (A)	Q2: 98.37 (A+)	95.50%
Vendor ID# 35452		Q3: 95.50 (A)	Q4: (N/A)	(A)
# New Foster Homes During Quarter: 0		# Children in Care During Quarter: 34	# Placements During Quarter: 36	# Children in Care On Last Day: 26
	Avg Performance All CPAs (%)	Provider Performance (%)*	Possible Points (Weight)	Provider Points Earned
OPM Monitoring Reviews				
Annual Comprehensive Reviews	88%	89%	25	22.17
Safety Reviews	94%	94%	15	14.09
Monitoring Sub-Total			40	36.25
CPA Safety Outcomes				
Incidence of Maltreatment	0.02%	No Substantiated Reports	10	10.00
Staff Training	90%	100%	10	5.00
Safety Sub-Total			20	18.35
CPA Permanency Outcomes				
Placement Stability	92%	91%	15	13.65
Permanency Sub-Total			15	13.65
CPA Well-Being Outcomes				
EPSDT Medical Visits	85%	84%	4	3.36
EPSDT Dental Visits	79%	90%	4	3.60
Academic Supports	74%	94%	3	2.82
Provider ECEM Visits	91%	89%	7	6.23
Provider General Contacts	88%	92%	7	6.44
Placements with Siblings	64%	100%	Not Scored	Not Scored
Placements within Legal County	19%	50%	Not Scored	Not Scored
Well-Being Sub-Total			25	22.45

*Performance calculation descriptions can be found in the FY 2017 RBWO PBP Measurements and Standards Guide.

Monitoring & Outcomes: Possible Points = 100	Points Earned: 90.70
Score Before Incentives Credit	90.70%
Incentives Awarded	4.80 pts
PBP Verification	N/A pts
Total Score	95.50%



DHS, DFCS, Office of Provider Management
Performance-Based Placement Measures
RBWO Provider GA+SCORECARD - CPA



Report Quarter: Q3 FY2018

Provider/Program Name: Lutheran Services of Georgia - Lutheran of Savannah (730) - CPA

# New Foster Homes During Quarter: 0		# Children in Care During Quarter: 34	# Placements During Quarter: 36	# Children in Care On Last Day: 26
CPA Incentive Credits	Avg Performance All CPAs (%)	Provider Performance (%)*	Possible Points (Weight)	Provider Points Earned
Early EPSDT Medical Visits		100%	2	2.00
Early EPSDT Dental Visits		40%	2	0.80
Permanency Contacts		None Planned	5	
Additional Academic Supports		0%	2	0.00
Foster Hm Retention Rate (threshold = 90)		53%	2	0.00
Foster Hm Recruitment (threshold = 100)		0%	2	0.00
Active Agency Accreditation		50%	4	2.00
Staff Clinical Licensure		0%	5	0.00
Incentives Total	5.21		24	4.80
Maximum total combined incentive credit allowed is 10 points.			Incentives Awarded	4.80

*Performance calculation descriptions can be found in the FY 2017 RBWO PBP Measurements and Standards Guide.

Child Protective Services Investigations and Dispositions

The following investigations data, which is not used for scoring but is considered significant to a provider's performance, is from Georgia SHINES and is not considered final or complete until the end of the fiscal year.

Total Reports:	1
Number Screened In:	0
Number Screened Out:	1
Number Substantiated:	0
Number Unsubstantiated:	3
Number Active CPS Investigations:	-3

**Performance-Based Placement Measures**
RBWO Provider GA+SCORECARD - CPA

Report Quarter: Q3 FY2018

Provider/Program Name: Mentor Network - Albany (733) - CPA

2200 Watergate Court, Albany, GA 31707

Phone: 229-435-6601

Vendor ID# 35498

Quarterly Scores (Grades)

Q1: 96.85 (A)

Q2: 96.40 (A)

Q3: 100.57 (A+)

Q4: N/A

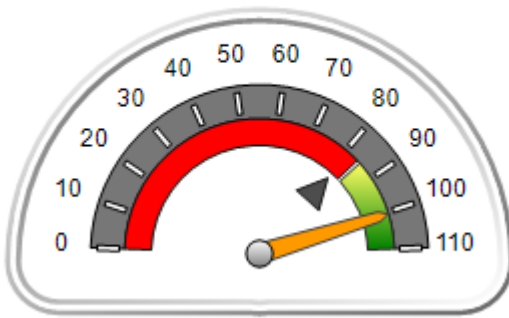
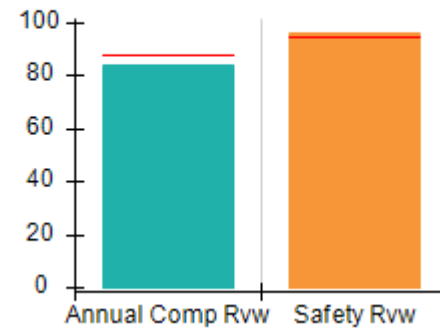
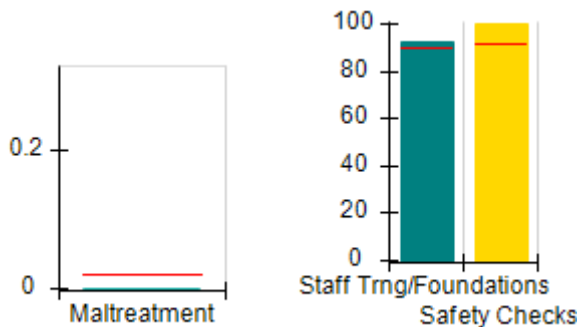
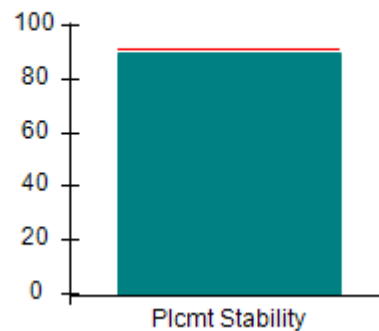
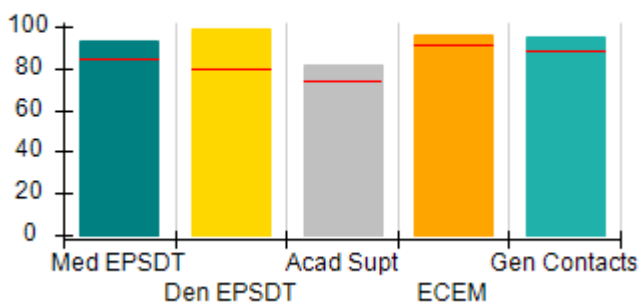
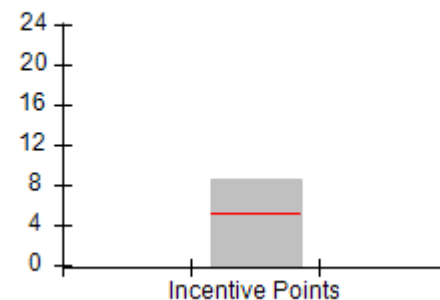
Current Quarter Score (Grade)**100.57%**
(A+)

New Foster Homes During Quarter: 6

Children in Care During Quarter: 118

Placements During Quarter: 128

Children in Care On Last Day: 105

Quarterly Provider Comparisons to All CPAs indicates average for all CPAs**Overall Score (%)****OPM Monitoring Reviews (%)****Safety Outcomes (%)****Permanency Outcomes (%)****Well-Being Outcomes (%)****Incentives Earned (Points)**



Performance-Based Placement Measures

RBWO Provider GA+SCORECARD - CPA

Report Quarter: Q3 FY2018

Provider/Program Name: Mentor Network - Albany (733) - CPA

2200 Watergate Court, Albany, GA 31707

Phone: 229-435-6601

Vendor ID# 35498

Quarterly Scores (Grades)**Current Quarter Score (Grade)**

Q1: 96.85 (A)

Q2: 96.40 (A)

100.57%

Q3: 100.57 (A+)

Q4: N/A

(A+)

New Foster Homes During Quarter: 6

Children in Care During Quarter: 118

Placements During Quarter: 128

Children in Care On Last Day: 105

Avg
Performance All
CPAs (%)Provider
Performance (%)*Possible Points
(Weight)Provider Points
Earned**OPM Monitoring Reviews**

Annual Comprehensive Reviews	88%	84%	25	21.02
Safety Reviews	94%	96%	15	14.34
Monitoring Sub-Total			40	35.36

CPA Safety Outcomes

Incidence of Maltreatment	0.02%	No Substantiated Reports	10	10.00
Staff Training	90%	92%	5	4.60
Staff Safety Checks	92%	100%	5	5.00
Safety Sub-Total			20	19.60

CPA Permanency Outcomes

Placement Stability	92%	90%	15	13.50
Permanency Sub-Total			15	13.50

CPA Well-Being Outcomes

EPSDT Medical Visits	85%	93%	4	3.72
EPSDT Dental Visits	79%	99%	4	3.96
Academic Supports	74%	82%	3	2.46
Provider ECEM Visits	91%	96%	7	6.72
Provider General Contacts	88%	95%	7	6.65
Placements with Siblings	64%	48%	Not Scored	Not Scored
Placements within Legal County	19%	17%	Not Scored	Not Scored
Well-Being Sub-Total			25	23.51

*Performance calculation descriptions can be found in the FY 2018 RBWO PBP Measurements and Standards Guide.

Monitoring & Outcomes: Possible Points = 100**Points Earned: 91.97****Score Before Incentives Credit****91.97%****Incentives Awarded****8.60 pts****PBP Verification****N/A pts****Total Score****100.57%**

**Performance-Based Placement Measures**
RBWO Provider GA+SCORECARD - CPA

Report Quarter: Q3 FY2018

Provider/Program Name: Mentor Network - Albany (733) - CPA

# New Foster Homes During Quarter: 6		# Children in Care During Quarter: 118	# Placements During Quarter: 128	# Children in Care On Last Day: 105
CPA Incentive Credits	Avg Performance All CPAs (%)	Provider Performance (%)*	Possible Points (Weight)	Provider Points Earned
Early EPSDT Medical Visits		88%	2	1.76
Early EPSDT Dental Visits		92%	2	1.84
Permanency Contacts		0%	5	0.00
Additional Academic Supports		25%	2	0.50
Foster Hm Retention Rate (threshold = 90)		88%	2	0.00
Foster Hm Recruitment (threshold = 100)		175%	2	2.00
Active Agency Accreditation		50%	4	2.00
Staff Clinical Licensure		10%	5	0.50
Incentives Total	5.21		24	8.60
Maximum total combined incentive credit allowed is 10 points.			Incentives Awarded	8.60
*Performance calculation descriptions can be found in the FY 2018 RBWO PBP Measurements and Standards Guide.				

Child Protective Services Investigations and Dispositions

The following investigations data, which is not used for scoring but is considered significant to a provider's performance, is from Georgia SHINES and is not considered final or complete until the end of the fiscal year.

Total Reports:	0
Number Screened In:	0
Number Screened Out:	0
Number Substantiated:	0
Number Unsubstantiated:	2
Number Active CPS Investigations:	-2



DHS, DFCS, Office of Provider Management
Performance-Based Placement Measures
RBWO Provider GA+SCORECARD - CPA
Report Quarter: Q3 FY2018



Provider/Program Name: Mentor Network - Mentor Athens (734) - CPA

185 Ben Burton Circle, Bogart, GA 30622

Phone: 706-425-1814

Vendor ID# 35497

Quarterly Scores (Grades)

Q1: 103.34 (A+)

Q2: 90.60 (A-)

Q3: 103.08 (A+)

Q4: (N/A)

Current Quarter Score (Grade)

103.08%

(A+)

New Foster Homes During Quarter: 4

Children in Care During Quarter: 39

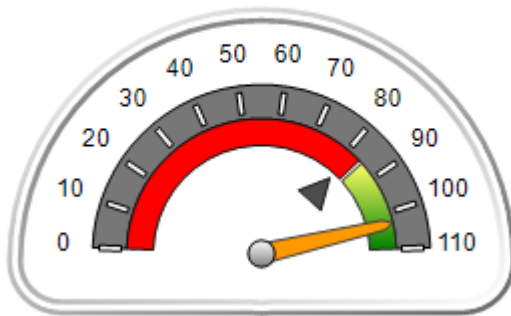
Placements During Quarter: 39

Children in Care On Last Day: 32

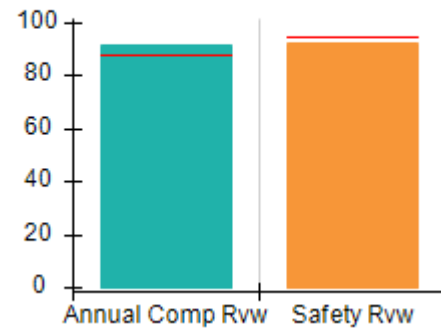
Quarterly Provider Comparisons to All CPAs

▼ — indicates average for all CPAs

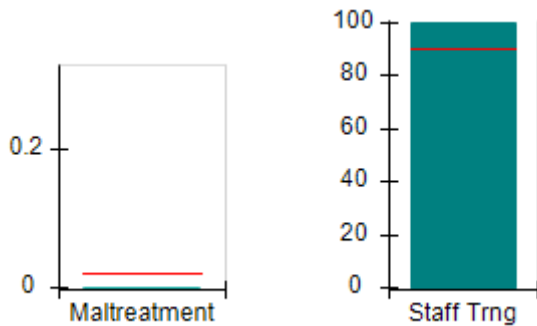
Overall Score (%)



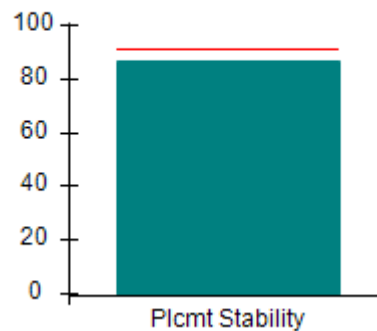
OPM Monitoring Reviews (%)



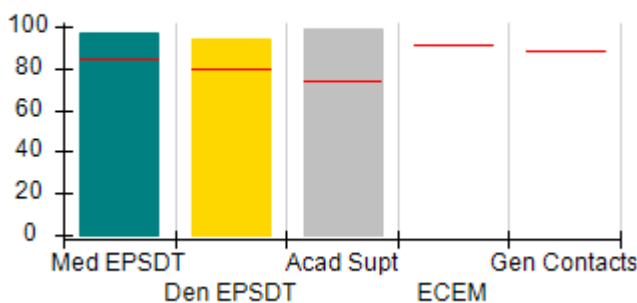
Safety Outcomes (%)



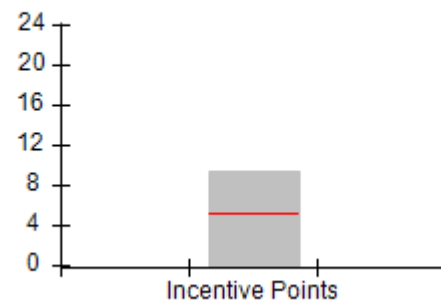
Permanency Outcomes (%)



Well-Being Outcomes (%)



Incentives Earned (Points)





DHS, DFCS, Office of Provider Management
Performance-Based Placement Measures
RBWO Provider GA+SCORECARD - CPA
Report Quarter: Q3 FY2018



Provider/Program Name: Mentor Network - Mentor Athens (734) - CPA

185 Ben Burton Circle, Bogart, GA 30622 Phone: 706-425-1814 Vendor ID# 35497		Quarterly Scores (Grades)		Current Quarter Score (Grade)
		Q1: 103.34 (A+)	Q2: 90.60 (A-)	103.08%
		Q3: 103.08 (A+)	Q4: (N/A)	(A+)
# New Foster Homes During Quarter: 4		# Children in Care During Quarter: 39	# Placements During Quarter: 39	# Children in Care On Last Day: 32
	Avg Performance All CPAs (%)	Provider Performance (%)*	Possible Points (Weight)	Provider Points Earned
OPM Monitoring Reviews				
Annual Comprehensive Reviews	88%	91%	25	22.81
Safety Reviews	94%	92%	15	13.82
Monitoring Sub-Total			40	36.63
CPA Safety Outcomes				
Incidence of Maltreatment	0.02%	No Substantiated Reports	10	10.00
Staff Training	90%	100%	10	5.00
Safety Sub-Total			20	20.00
CPA Permanency Outcomes				
Placement Stability	92%	87%	15	13.05
Permanency Sub-Total			15	13.05
CPA Well-Being Outcomes				
EPSDT Medical Visits	85%	97%	9.1	8.81
EPSDT Dental Visits	79%	94%	9.1	8.54
Academic Supports	74%	99%	6.8	6.74
Provider ECEM Visits	91%	Not Eligible	N/A	
Provider General Contacts	88%	Not Eligible	N/A	
Placements with Siblings	64%	62%	Not Scored	Not Scored
Placements within Legal County	19%	0%	Not Scored	Not Scored
Well-Being Sub-Total			25	24.08

*Performance calculation descriptions can be found in the FY 2017 RBWO PBP Measurements and Standards Guide.

Monitoring & Outcomes: Possible Points = 100		Points Earned: 93.76	
Score Before Incentives Credit			93.76%
Incentives Awarded			9.32 pts
PBP Verification			N/A pts
Total Score			103.08%

Provider/Program Name: Mentor Network - Mentor Athens (734) - CPA



DHS, DFCS, Office of Provider Management
Performance-Based Placement Measures
RBWO Provider GA+SCORECARD - CPA



Report Quarter: Q3 FY2018

# New Foster Homes During Quarter: 4		# Children in Care During Quarter: 39	# Placements During Quarter: 39	# Children in Care On Last Day: 32
CPA Incentive Credits	Avg Performance All CPAs (%)	Provider Performance (%)*	Possible Points (Weight)	Provider Points Earned
Early EPSDT Medical Visits		85%	2	1.70
Early EPSDT Dental Visits		79%	2	1.58
Permanency Contacts		None Planned	5	
Additional Academic Supports		2%	2	0.04
Foster Hm Retention Rate (threshold = 90)		100%	2	2.00
Foster Hm Recruitment (threshold = 100)		200%	2	2.00
Active Agency Accreditation		50%	4	2.00
Staff Clinical Licensure		0%	5	0.00
Incentives Total	5.21		24	9.32
Maximum total combined incentive credit allowed is 10 points.			Incentives Awarded	9.32
*Performance calculation descriptions can be found in the FY 2017 RBWO PBP Measurements and Standards Guide.				

Child Protective Services Investigations and Dispositions

The following investigations data, which is not used for scoring but is considered significant to a provider's performance, is from Georgia SHINES and is not considered final or complete until the end of the fiscal year.

Total Reports:	4	
Number Screened In:	4	
Number Screened Out:	0	
Number Substantiated:	0	
Number Unsubstantiated:	3	
Number Active CPS Investigations:	1	



DHS, DFCS, Office of Provider Management
Performance-Based Placement Measures
RBWO Provider GA+SCORECARD - CPA
Report Quarter: Q3 FY2018



Provider/Program Name: Mentor Network - Mentor Atlanta (736) - CPA

2302 Parklake Drive, Atlanta, GA 30345

Phone: 470-362-7216

Vendor ID# 35493

Quarterly Scores (Grades)

Q1: 100.55 (A+)

Q2: 99.58 (A+)

Q3: 97.36 (A+)

Q4: (N/A)

Current Quarter Score (Grade)

97.36%

(A+)

New Foster Homes During Quarter: 0

Children in Care During Quarter: 73

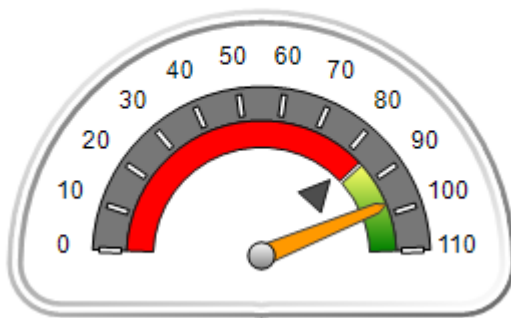
Placements During Quarter: 76

Children in Care On Last Day: 63

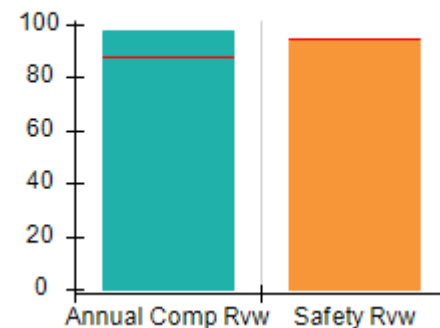
Quarterly Provider Comparisons to All CPAs

— indicates average for all CPAs

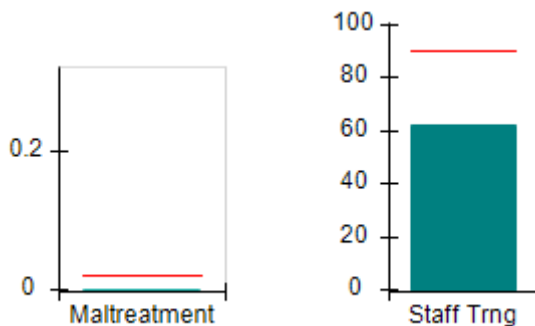
Overall Score (%)



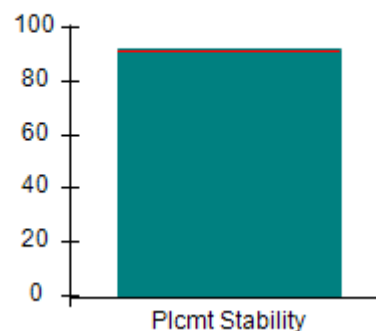
OPM Monitoring Reviews (%)



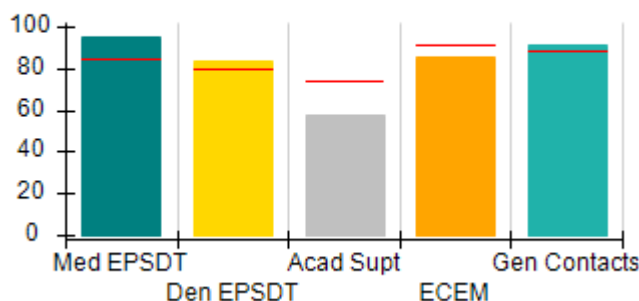
Safety Outcomes (%)



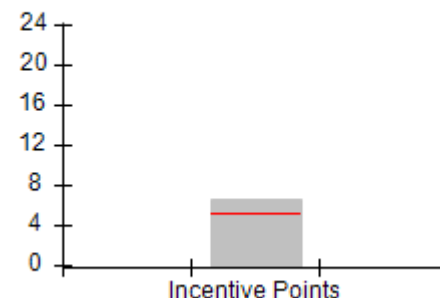
Permanency Outcomes (%)



Well-Being Outcomes (%)



Incentives Earned (Points)





DHS, DFCS, Office of Provider Management
Performance-Based Placement Measures
RBWO Provider GA+SCORECARD - CPA
Report Quarter: Q3 FY2018



Provider/Program Name: Mentor Network - Mentor Atlanta (736) - CPA

2302 Parklake Drive, Atlanta, GA 30345 Phone: 470-362-7216 Vendor ID# 35493		Quarterly Scores (Grades)		Current Quarter Score (Grade)
		Q1: 100.55 (A+)	Q2: 99.58 (A+)	97.36%
		Q3: 97.36 (A+)	Q4: (N/A)	(A+)
# New Foster Homes During Quarter: 0		# Children in Care During Quarter: 73	# Placements During Quarter: 76	# Children in Care On Last Day: 63
	Avg Performance All CPAs (%)	Provider Performance (%)*	Possible Points (Weight)	Provider Points Earned
OPM Monitoring Reviews				
Annual Comprehensive Reviews	88%	97%	25	24.36
Safety Reviews	94%	94%	15	14.09
Monitoring Sub-Total			40	38.45
CPA Safety Outcomes				
Incidence of Maltreatment	0.02%	No Substantiated Reports	10	10.00
Staff Training	90%	62%	10	3.10
Safety Sub-Total			20	17.35
CPA Permanency Outcomes				
Placement Stability	92%	92%	15	13.80
Permanency Sub-Total			15	13.80
CPA Well-Being Outcomes				
EPSDT Medical Visits	85%	95%	4	3.80
EPSDT Dental Visits	79%	83%	4	3.32
Academic Supports	74%	58%	3	1.74
Provider ECEM Visits	91%	85%	7	5.95
Provider General Contacts	88%	91%	7	6.37
Placements with Siblings	64%	71%	Not Scored	Not Scored
Placements within Legal County	19%	0%	Not Scored	Not Scored
Well-Being Sub-Total			25	21.18

*Performance calculation descriptions can be found in the FY 2017 RBWO PBP Measurements and Standards Guide.

Monitoring & Outcomes: Possible Points = 100		Points Earned: 90.78	
Score Before Incentives Credit			90.78%
Incentives Awarded			6.58 pts
PBP Verification			N/A pts
Total Score			97.36%

Provider/Program Name: Mentor Network - Mentor Atlanta (736) - CPA



DHS, DFCS, Office of Provider Management
Performance-Based Placement Measures
RBWO Provider GA+SCORECARD - CPA



Report Quarter: Q3 FY2018

# New Foster Homes During Quarter: 0		# Children in Care During Quarter: 73	# Placements During Quarter: 76	# Children in Care On Last Day: 63
CPA Incentive Credits	Avg Performance All CPAs (%)	Provider Performance (%)*	Possible Points (Weight)	Provider Points Earned
Early EPSDT Medical Visits		73%	2	1.46
Early EPSDT Dental Visits		56%	2	1.12
Permanency Contacts		0%	5	0.00
Additional Academic Supports		0%	2	0.00
Foster Hm Retention Rate (threshold = 90)		80%	2	0.00
Foster Hm Recruitment (threshold = 100)		0%	2	0.00
Active Agency Accreditation		100%	4	4.00
Staff Clinical Licensure		0%	5	0.00
Incentives Total	5.21		24	6.58
Maximum total combined incentive credit allowed is 10 points.			Incentives Awarded	6.58
*Performance calculation descriptions can be found in the FY 2017 RBWO PBP Measurements and Standards Guide.				

Child Protective Services Investigations and Dispositions

The following investigations data, which is not used for scoring but is considered significant to a provider's performance, is from Georgia SHINES and is not considered final or complete until the end of the fiscal year.

Total Reports:	6	
Number Screened In:	3	
Number Screened Out:	3	
Number Substantiated:	0	
Number Unsubstantiated:	3	
Number Active CPS Investigations:	0	



DHS, DFCS, Office of Provider Management
Performance-Based Placement Measures
RBWO Provider GA+SCORECARD - CPA
Report Quarter: Q3 FY2018



Provider/Program Name: Mentor Network - Mentor Augusta (737) - CPA

4210 Columbia Rd., Martinez, GA 30907

Phone: 706-868-5268

Vendor ID# 35495

Quarterly Scores (Grades)

Q1: 96.51 (A)

Q2: 98.26 (A+)

Q3: 100.47 (A+)

Q4: (N/A)

Current Quarter Score (Grade)

100.47%

(A+)

New Foster Homes During Quarter: 2

Children in Care During Quarter: 46

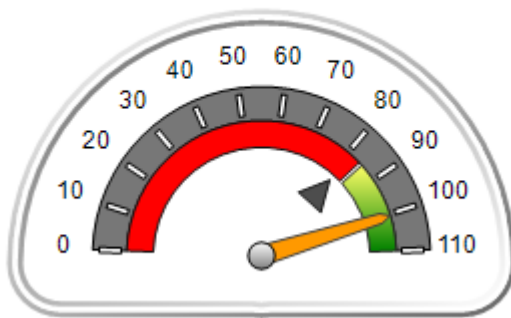
Placements During Quarter: 48

Children in Care On Last Day: 33

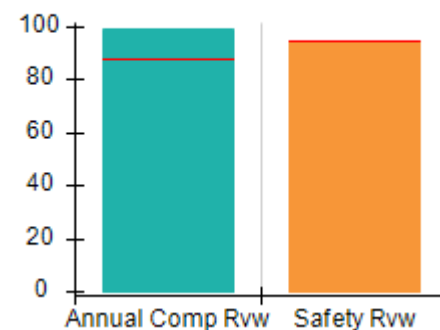
Quarterly Provider Comparisons to All CPAs

— indicates average for all CPAs

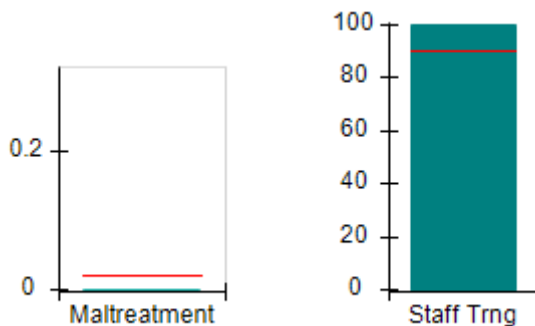
Overall Score (%)



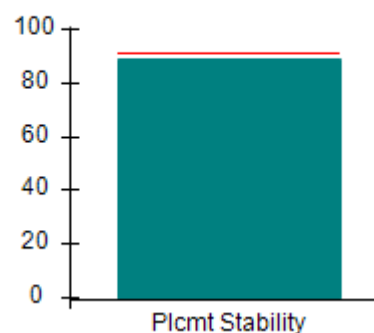
OPM Monitoring Reviews (%)



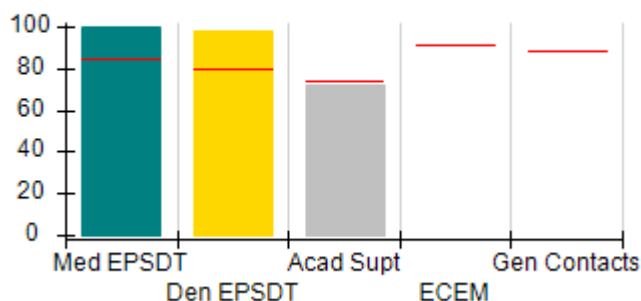
Safety Outcomes (%)



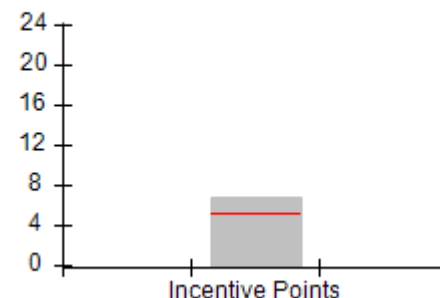
Permanency Outcomes (%)



Well-Being Outcomes (%)



Incentives Earned (Points)





DHS, DFCS, Office of Provider Management
Performance-Based Placement Measures
RBWO Provider GA+SCORECARD - CPA
Report Quarter: Q3 FY2018



Provider/Program Name: Mentor Network - Mentor Augusta (737) - CPA

4210 Columbia Rd., Martinez, GA 30907 Phone: 706-868-5268 Vendor ID# 35495		Quarterly Scores (Grades)		Current Quarter Score (Grade)
		Q1: 96.51 (A)	Q2: 98.26 (A+)	100.47% (A+)
		Q3: 100.47 (A+)	Q4: (N/A)	
# New Foster Homes During Quarter: 2		# Children in Care During Quarter: 46	# Placements During Quarter: 48	# Children in Care On Last Day: 33
	Avg Performance All CPAs (%)	Provider Performance (%)*	Possible Points (Weight)	Provider Points Earned
OPM Monitoring Reviews				
Annual Comprehensive Reviews	88%	99%	25	24.69
Safety Reviews	94%	94%	15	14.12
Monitoring Sub-Total			40	38.81
CPA Safety Outcomes				
Incidence of Maltreatment	0.02%	No Substantiated Reports	10	10.00
Staff Training	90%	100%	10	5.00
Safety Sub-Total			20	18.75
CPA Permanency Outcomes				
Placement Stability	92%	89%	15	13.35
Permanency Sub-Total			15	13.35
CPA Well-Being Outcomes				
EPSDT Medical Visits	85%	100%	9.1	9.08
EPSDT Dental Visits	79%	98%	9.1	8.90
Academic Supports	74%	72%	6.8	4.90
Provider ECEM Visits	91%	Not Eligible	N/A	
Provider General Contacts	88%	Not Eligible	N/A	
Placements with Siblings	64%	57%	Not Scored	Not Scored
Placements within Legal County	19%	0%	Not Scored	Not Scored
Well-Being Sub-Total			25	22.88

*Performance calculation descriptions can be found in the FY 2017 RBWO PBP Measurements and Standards Guide.

Monitoring & Outcomes: Possible Points = 100	Points Earned: 93.80
Score Before Incentives Credit	93.80%
Incentives Awarded	6.67 pts
PBP Verification	N/A pts
Total Score	100.47%

Provider/Program Name: Mentor Network - Mentor Augusta (737) - CPA



DHS, DFCS, Office of Provider Management
Performance-Based Placement Measures
RBWO Provider GA+SCORECARD - CPA



Report Quarter: Q3 FY2018

# New Foster Homes During Quarter: 2		# Children in Care During Quarter: 46	# Placements During Quarter: 48	# Children in Care On Last Day: 33
CPA Incentive Credits	Avg Performance All CPAs (%)	Provider Performance (%)*	Possible Points (Weight)	Provider Points Earned
Early EPSDT Medical Visits		100%	2	2.00
Early EPSDT Dental Visits		91%	2	1.82
Permanency Contacts		17%	5	0.85
Additional Academic Supports		0%	2	0.00
Foster Hm Retention Rate (threshold = 90)		87%	2	0.00
Foster Hm Recruitment (threshold = 100)		67%	2	0.00
Active Agency Accreditation		50%	4	2.00
Staff Clinical Licensure		0%	5	0.00
Incentives Total	5.21		24	6.67
Maximum total combined incentive credit allowed is 10 points.			Incentives Awarded	6.67
*Performance calculation descriptions can be found in the FY 2017 RBWO PBP Measurements and Standards Guide.				

Child Protective Services Investigations and Dispositions

The following investigations data, which is not used for scoring but is considered significant to a provider's performance, is from Georgia SHINES and is not considered final or complete until the end of the fiscal year.

Total Reports:	1
Number Screened In:	1
Number Screened Out:	0
Number Substantiated:	0
Number Unsubstantiated:	3
Number Active CPS Investigations:	-2

**Performance-Based Placement Measures**
RBWO Provider GA+SCORECARD - CPA

Report Quarter: Q3 FY2018

Provider/Program Name: Mentor Network - Mentor Macon (740) - CPA

120-B Osigian Blvd., Warner Robins, GA 31088

Phone: 478-333-2971

Vendor ID# 35496

Quarterly Scores (Grades)

Q1: 100.89 (A+)

Q2: 100.27 (A+)

Q3: 98.77 (A+)

Q4: N/A

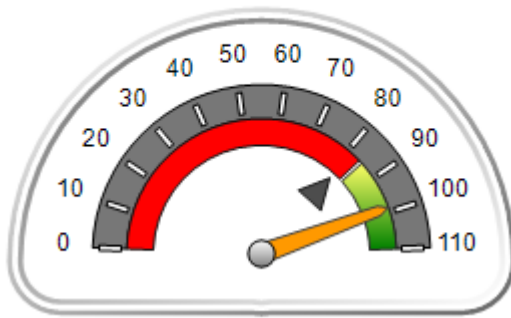
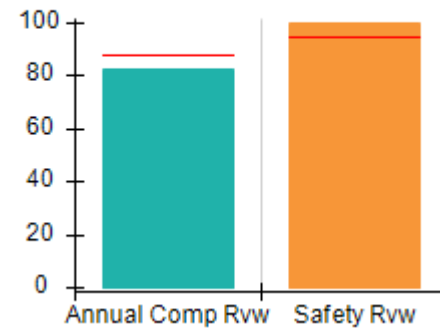
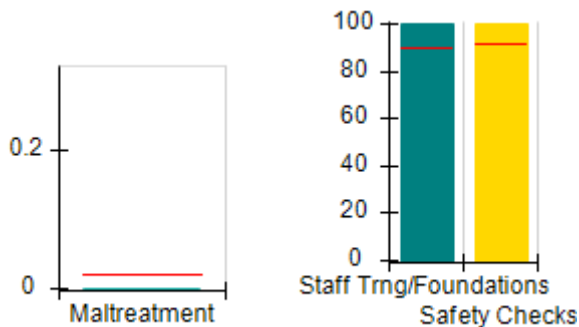
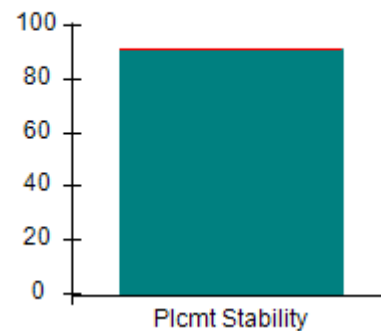
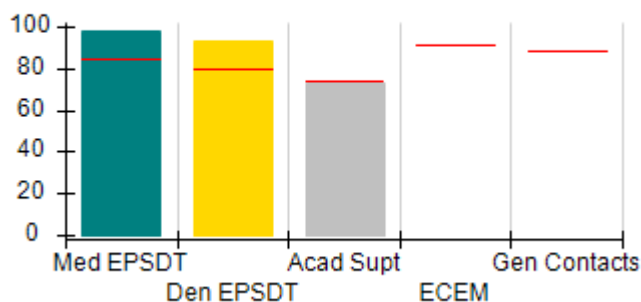
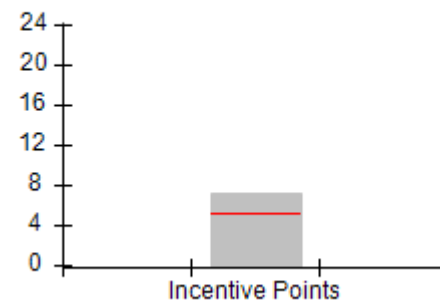
Current Quarter Score (Grade)**98.77%****(A+)**

New Foster Homes During Quarter: 3

Children in Care During Quarter: 106

Placements During Quarter: 116

Children in Care On Last Day: 89

Quarterly Provider Comparisons to All CPAs indicates average for all CPAs**Overall Score (%)****OPM Monitoring Reviews (%)****Safety Outcomes (%)****Permanency Outcomes (%)****Well-Being Outcomes (%)****Incentives Earned (Points)**



Performance-Based Placement Measures

RBWO Provider GA+SCORECARD - CPA

Report Quarter: Q3 FY2018

Provider/Program Name: Mentor Network - Mentor Macon (740) - CPA

120-B Osigian Blvd., Warner Robins, GA 31088

Phone: 478-333-2971

Vendor ID# 35496

Quarterly Scores (Grades)**Current Quarter Score (Grade)**

Q1: 100.89 (A+)

Q2: 100.27 (A+)

98.77%

Q3: 98.77 (A+)

Q4: N/A

(A+)

New Foster Homes During Quarter: 3

Children in Care During Quarter: 106

Placements During Quarter: 116

Children in Care On Last Day: 89

Avg
Performance All
CPAs (%)Provider
Performance (%)*Possible Points
(Weight)Provider Points
Earned**OPM Monitoring Reviews**

Annual Comprehensive Reviews	88%	83%	25	20.64
Safety Reviews	94%	99%	15	14.91
Monitoring Sub-Total			40	35.55

CPA Safety Outcomes

Incidence of Maltreatment	0.02%	No Substantiated Reports	10	10.00
Staff Training	90%	100%	5	5.00
Staff Safety Checks	92%	100%	5	5.00
Safety Sub-Total			20	20.00

CPA Permanency Outcomes

Placement Stability	92%	91%	15	13.65
Permanency Sub-Total			15	13.65

CPA Well-Being Outcomes

EPSDT Medical Visits	85%	98%	9.1	8.90
EPSDT Dental Visits	79%	93%	9.1	8.44
Academic Supports	74%	73%	6.8	4.97
Provider ECEM Visits	91%	Not Eligible	N/A	
Provider General Contacts	88%	Not Eligible	N/A	
Placements with Siblings	64%	82%	Not Scored	Not Scored
Placements within Legal County	19%	8%	Not Scored	Not Scored
Well-Being Sub-Total			25	22.31

*Performance calculation descriptions can be found in the FY 2018 RBWO PBP Measurements and Standards Guide.

Monitoring & Outcomes: Possible Points = 100**Points Earned: 91.51****Score Before Incentives Credit****91.51%****Incentives Awarded****7.26 pts****PBP Verification****N/A pts****Total Score****98.77%**

**Performance-Based Placement Measures**
RBWO Provider GA+SCORECARD - CPA

Report Quarter: Q3 FY2018

Provider/Program Name: Mentor Network - Mentor Macon (740) - CPA

# New Foster Homes During Quarter: 3		# Children in Care During Quarter: 106	# Placements During Quarter: 116	# Children in Care On Last Day: 89
CPA Incentive Credits	Avg Performance All CPAs (%)	Provider Performance (%)*	Possible Points (Weight)	Provider Points Earned
Early EPSDT Medical Visits		91%	2	1.82
Early EPSDT Dental Visits		72%	2	1.44
Permanency Contacts		0%	5	0.00
Additional Academic Supports		0%	2	0.00
Foster Hm Retention Rate (threshold = 90)		80%	2	0.00
Foster Hm Recruitment (threshold = 100)		100%	2	2.00
Active Agency Accreditation		50%	4	2.00
Staff Clinical Licensure		0%	5	0.00
Incentives Total	5.21		24	7.26
Maximum total combined incentive credit allowed is 10 points.			Incentives Awarded	7.26
*Performance calculation descriptions can be found in the FY 2018 RBWO PBP Measurements and Standards Guide.				

Child Protective Services Investigations and Dispositions

The following investigations data, which is not used for scoring but is considered significant to a provider's performance, is from Georgia SHINES and is not considered final or complete until the end of the fiscal year.

Total Reports:	0
Number Screened In:	0
Number Screened Out:	0
Number Substantiated:	0
Number Unsubstantiated:	0
Number Active CPS Investigations:	0



DHS, DFCS, Office of Provider Management
Performance-Based Placement Measures
RBWO Provider GA+SCORECARD - CPA
Report Quarter: Q3 FY2018



Provider/Program Name: Mentor Network - Mentor Savannah (742) - CPA

16 Chatham Center S, Savannah, GA 31405 Phone: 912-234-6853 Vendor ID# 35494	Quarterly Scores (Grades)		Current Quarter Score (Grade)
	Q1: 90.11 (A-)	Q2: 99.91 (A+)	98.35% (A+)
	Q3: 98.35 (A+)	Q4: (N/A)	
# New Foster Homes During Quarter: 2	# Children in Care During Quarter: 40	# Placements During Quarter: 40	# Children in Care On Last Day: 37

Quarterly Provider Comparisons to All CPAs

▼ — indicates average for all CPAs





DHS, DFCS, Office of Provider Management
Performance-Based Placement Measures
RBWO Provider GA+SCORECARD - CPA
Report Quarter: Q3 FY2018



Provider/Program Name: Mentor Network - Mentor Savannah (742) - CPA

16 Chatham Center S, Savannah, GA 31405 Phone: 912-234-6853 Vendor ID# 35494		Quarterly Scores (Grades)		Current Quarter Score (Grade)
		Q1: 90.11 (A-)	Q2: 99.91 (A+)	98.35%
		Q3: 98.35 (A+)	Q4: (N/A)	(A+)
# New Foster Homes During Quarter: 2		# Children in Care During Quarter: 40	# Placements During Quarter: 40	# Children in Care On Last Day: 37
	Avg Performance All CPAs (%)	Provider Performance (%)*	Possible Points (Weight)	Provider Points Earned
OPM Monitoring Reviews				
Annual Comprehensive Reviews	88%	97%	25	24.14
Safety Reviews	94%	98%	15	14.70
Monitoring Sub-Total			40	38.84
CPA Safety Outcomes				
Incidence of Maltreatment	0.02%	No Substantiated Reports	10	10.00
Staff Training	90%	100%	10	5.00
Safety Sub-Total			20	20.00
CPA Permanency Outcomes				
Placement Stability	92%	100%	15	15.00
Permanency Sub-Total			15	15.00
CPA Well-Being Outcomes				
EPSDT Medical Visits	85%	85%	4	3.40
EPSDT Dental Visits	79%	79%	4	3.16
Academic Supports	74%	57%	3	1.71
Provider ECEM Visits	91%	85%	7	5.95
Provider General Contacts	88%	83%	7	5.81
Placements with Siblings	64%	77%	Not Scored	Not Scored
Placements within Legal County	19%	83%	Not Scored	Not Scored
Well-Being Sub-Total			25	20.03

*Performance calculation descriptions can be found in the FY 2017 RBWO PBP Measurements and Standards Guide.

Monitoring & Outcomes: Possible Points = 100		Points Earned: 93.87	
Score Before Incentives Credit			93.87%
Incentives Awarded			4.48 pts
PBP Verification			N/A pts
Total Score			98.35%

Provider/Program Name: Mentor Network - Mentor Savannah (742) - CPA



DHS, DFCS, Office of Provider Management
Performance-Based Placement Measures
RBWO Provider GA+SCORECARD - CPA



Report Quarter: Q3 FY2018

# New Foster Homes During Quarter: 2		# Children in Care During Quarter: 40	# Placements During Quarter: 40	# Children in Care On Last Day: 37
CPA Incentive Credits	Avg Performance All CPAs (%)	Provider Performance (%)*	Possible Points (Weight)	Provider Points Earned
Early EPSDT Medical Visits		33%	2	0.66
Early EPSDT Dental Visits		41%	2	0.82
Permanency Contacts		0%	5	0.00
Additional Academic Supports		0%	2	0.00
Foster Hm Retention Rate (threshold = 90)		88%	2	0.00
Foster Hm Recruitment (threshold = 100)		50%	2	0.00
Active Agency Accreditation		50%	4	2.00
Staff Clinical Licensure		20%	5	1.00
Incentives Total	5.21		24	4.48
Maximum total combined incentive credit allowed is 10 points.			Incentives Awarded	4.48
*Performance calculation descriptions can be found in the FY 2017 RBWO PBP Measurements and Standards Guide.				

Child Protective Services Investigations and Dispositions

The following investigations data, which is not used for scoring but is considered significant to a provider's performance, is from Georgia SHINES and is not considered final or complete until the end of the fiscal year.

Total Reports:	0	
Number Screened In:	0	
Number Screened Out:	0	
Number Substantiated:	0	
Number Unsubstantiated:	2	
Number Active CPS Investigations:	-2	



DHS, DFCS, Office of Provider Management
Performance-Based Placement Measures
RBWO Provider GA+SCORECARD - CPA

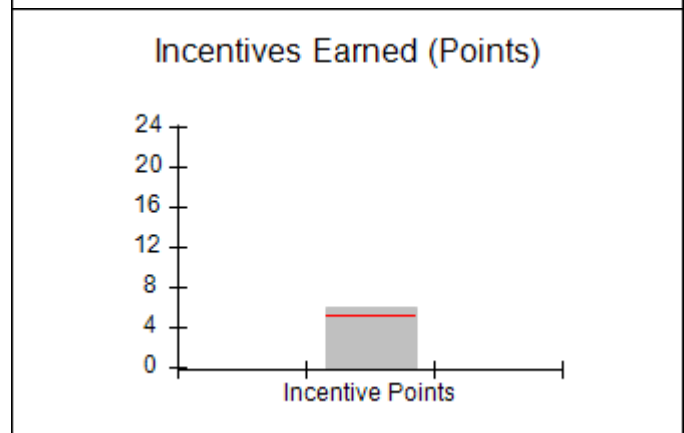
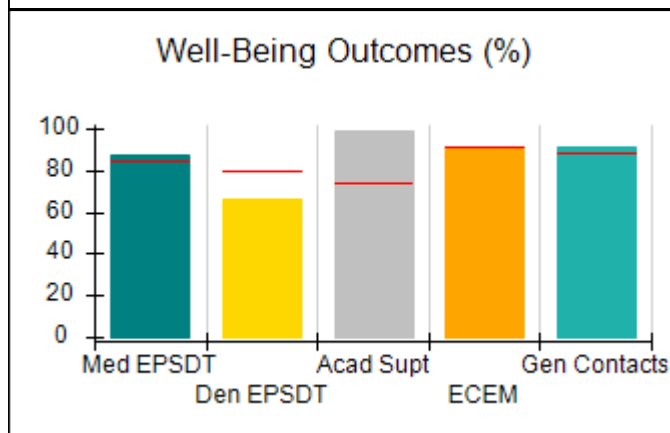
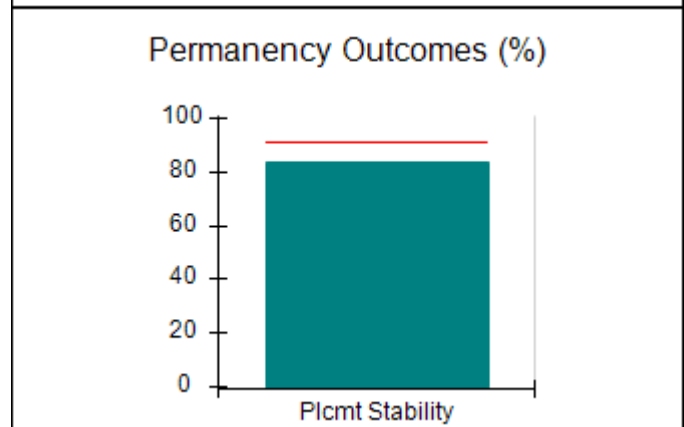
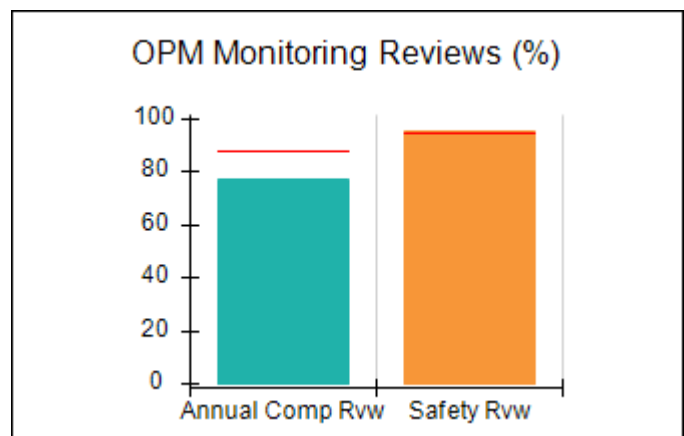
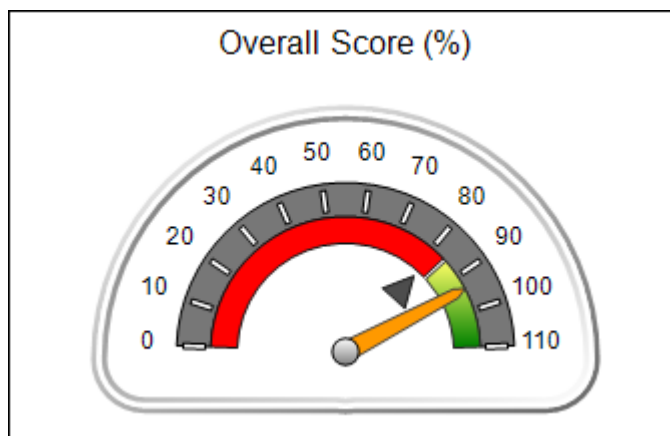


Report Quarter: Q3 FY2018

Provider/Program Name: Meritan, Inc. d/b/a Meritan Stepping Stones - Cartersville (680) - CPA

920-A N Tennessee St., Cartersville, GA 30120 Phone: 770-387-9003 Vendor ID# 35384	Quarterly Scores (Grades)		Current Quarter Score (Grade)
	Q1: 94.38 (A)	Q2: 93.56 (A-)	93.90% (A-)
	Q3: 93.90 (A-)	Q4: (N/A)	
# New Foster Homes During Quarter: 1	# Children in Care During Quarter: 43	# Placements During Quarter: 49	# Children in Care On Last Day: 37
Quarterly Provider Comparisons to All CPAs			

▼ — indicates average for all CPAs





DHS, DFCS, Office of Provider Management
Performance-Based Placement Measures
RBWO Provider GA+SCORECARD - CPA



Report Quarter: Q3 FY2018

Provider/Program Name: Meritan, Inc. d/b/a Meritan Stepping Stones - Cartersville (680) - CPA

920-A N Tennessee St., Cartersville, GA 30120 Phone: 770-387-9003 Vendor ID# 35384	Quarterly Scores (Grades)		Current Quarter Score (Grade)
	Q1: 94.38 (A)	Q2: 93.56 (A-)	93.90%
	Q3: 93.90 (A-)	Q4: (N/A)	(A-)

# New Foster Homes During Quarter: 1	# Children in Care During Quarter: 43	# Placements During Quarter: 49	# Children in Care On Last Day: 37
--------------------------------------	---------------------------------------	---------------------------------	------------------------------------

	Avg Performance All CPAs (%)	Provider Performance (%)*	Possible Points (Weight)	Provider Points Earned
--	-------------------------------------	----------------------------------	---------------------------------	-------------------------------

OPM Monitoring Reviews

Annual Comprehensive Reviews	88%	77%	25	19.26
Safety Reviews	94%	95%	15	14.31
Monitoring Sub-Total			40	33.56

CPA Safety Outcomes

Incidence of Maltreatment	0.02%	No Substantiated Reports	10	10.00
Staff Training	90%	100%	10	5.00
Safety Sub-Total			20	20.00

CPA Permanency Outcomes

Placement Stability	92%	84%	15	12.60
Permanency Sub-Total			15	12.60

CPA Well-Being Outcomes

EPSDT Medical Visits	85%	87%	4	3.48
EPSDT Dental Visits	79%	66%	4	2.64
Academic Supports	74%	99%	3	2.97
Provider ECEM Visits	91%	90%	7	6.30
Provider General Contacts	88%	91%	7	6.37
Placements with Siblings	64%	63%	Not Scored	Not Scored
Placements within Legal County	19%	8%	Not Scored	Not Scored
Well-Being Sub-Total			25	21.76

*Performance calculation descriptions can be found in the FY 2017 RBWO PBP Measurements and Standards Guide.

Monitoring & Outcomes: Possible Points = 100		Points Earned: 87.92	
Score Before Incentives Credit			87.92%
Incentives Awarded			5.98 pts
PBP Verification			N/A pts
Total Score			93.90%



DHS, DFCS, Office of Provider Management
Performance-Based Placement Measures
RBWO Provider GA+SCORECARD - CPA



Report Quarter: Q3 FY2018

Provider/Program Name: Meritan, Inc. d/b/a Meritan Stepping Stones - Cartersville (680) - CPA

# New Foster Homes During Quarter: 1		# Children in Care During Quarter: 43	# Placements During Quarter: 49	# Children in Care On Last Day: 37
CPA Incentive Credits	Avg Performance All CPAs (%)	Provider Performance (%)*	Possible Points (Weight)	Provider Points Earned
Early EPSDT Medical Visits		60%	2	1.20
Early EPSDT Dental Visits		39%	2	0.78
Permanency Contacts		0%	5	0.00
Additional Academic Supports		0%	2	0.00
Foster Hm Retention Rate (threshold = 90)		92%	2	2.00
Foster Hm Recruitment (threshold = 100)		33%	2	0.00
Active Agency Accreditation		50%	4	2.00
Staff Clinical Licensure		0%	5	0.00
Incentives Total	5.21		24	5.98
Maximum total combined incentive credit allowed is 10 points.			Incentives Awarded	5.98

*Performance calculation descriptions can be found in the FY 2017 RBWO PBP Measurements and Standards Guide.

Child Protective Services Investigations and Dispositions

The following investigations data, which is not used for scoring but is considered significant to a provider's performance, is from Georgia SHINES and is not considered final or complete until the end of the fiscal year.

Total Reports:	0
Number Screened In:	0
Number Screened Out:	0
Number Substantiated:	0
Number Unsubstantiated:	0
Number Active CPS Investigations:	0



DHS, DFCS, Office of Provider Management
Performance-Based Placement Measures
RBWO Provider GA+SCORECARD - CPA
Report Quarter: Q3 FY2018

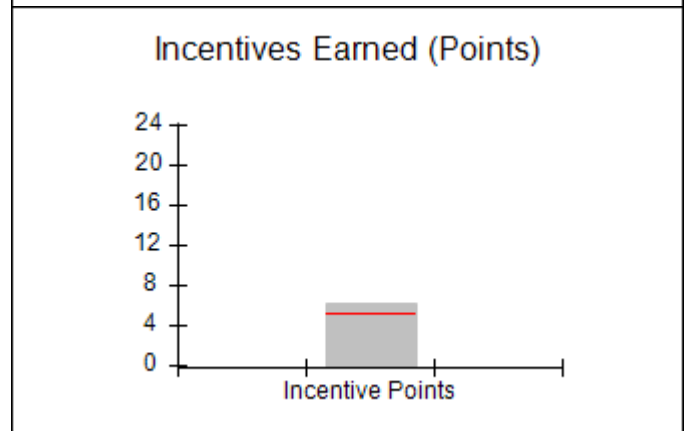
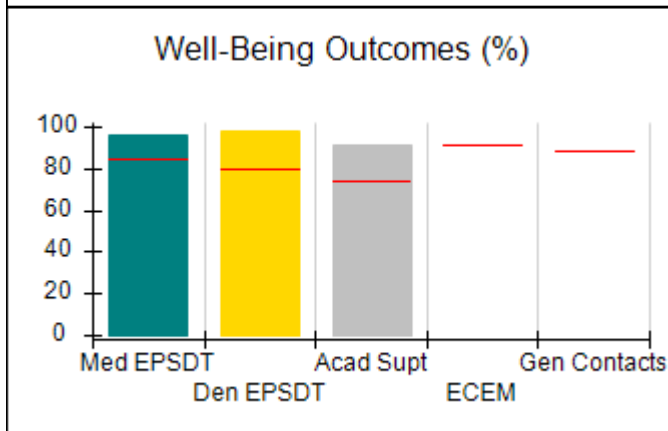
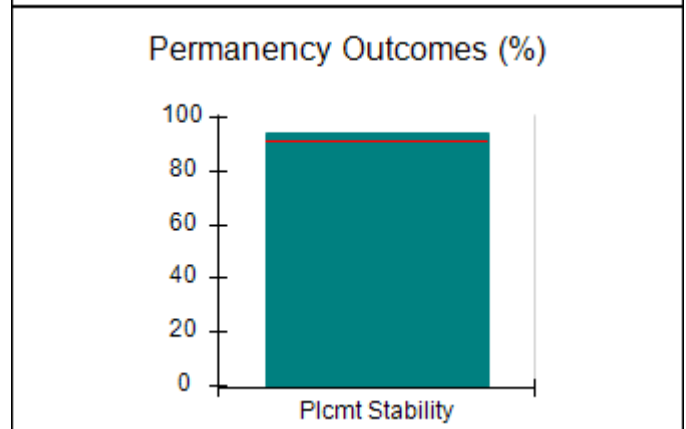
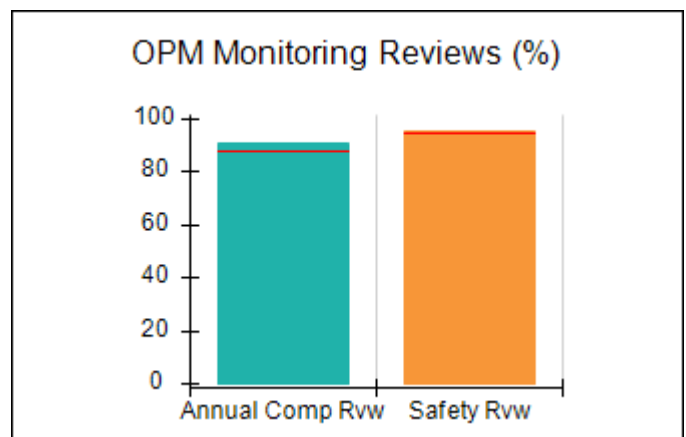
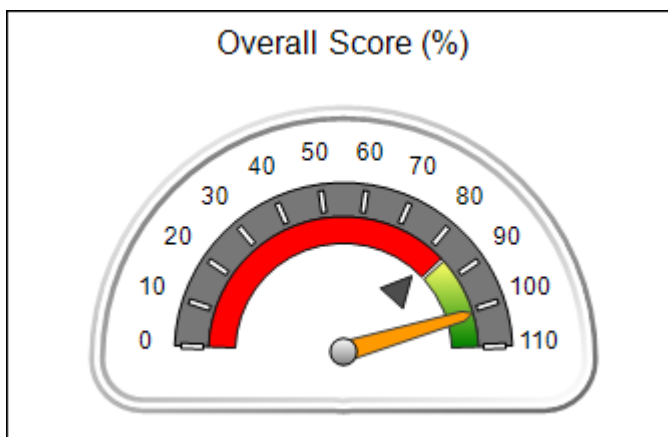


Provider/Program Name: Meritan, Inc. d/b/a Meritan Stepping Stones - Macon (682) - CPA

920-A N Tennessee St., Cartersville, GA 30120 Phone: 478-474-8552 Vendor ID# 35385	Quarterly Scores (Grades)		Current Quarter Score (Grade)
	Q1: 102.49 (A+)	Q2: 100.90 (A+)	100.96% (A+)
	Q3: 100.96 (A+)	Q4: (N/A)	
# New Foster Homes During Quarter: 0	# Children in Care During Quarter: 52	# Placements During Quarter: 52	# Children in Care On Last Day: 45

Quarterly Provider Comparisons to All CPAs

▼ — indicates average for all CPAs





DHS, DFCS, Office of Provider Management
Performance-Based Placement Measures
RBWO Provider GA+SCORECARD - CPA
Report Quarter: Q3 FY2018



Provider/Program Name: Meritan, Inc. d/b/a Meritan Stepping Stones - Macon (682) - CPA

920-A N Tennessee St., Cartersville, GA 30120 Phone: 478-474-8552 Vendor ID# 35385	Quarterly Scores (Grades)		Current Quarter Score (Grade)
	Q1: 102.49 (A+)	Q2: 100.90 (A+)	100.96%
	Q3: 100.96 (A+)	Q4: (N/A)	(A+)

# New Foster Homes During Quarter: 0	# Children in Care During Quarter: 52	# Placements During Quarter: 52	# Children in Care On Last Day: 45
--------------------------------------	---------------------------------------	---------------------------------	------------------------------------

	Avg Performance All CPAs (%)	Provider Performance (%)*	Possible Points (Weight)	Provider Points Earned
--	-------------------------------------	----------------------------------	---------------------------------	-------------------------------

OPM Monitoring Reviews

Annual Comprehensive Reviews	88%	91%	25	22.71
Safety Reviews	94%	95%	15	14.26
Monitoring Sub-Total			40	36.97

CPA Safety Outcomes

Incidence of Maltreatment	0.02%	No Substantiated Reports	10	10.00
Staff Training	90%	100%	10	5.00
Safety Sub-Total			20	20.00

CPA Permanency Outcomes

Placement Stability	92%	94%	15	14.10
Permanency Sub-Total			15	14.10

CPA Well-Being Outcomes

EPSDT Medical Visits	85%	96%	9.1	8.72
EPSDT Dental Visits	79%	98%	9.1	8.90
Academic Supports	74%	91%	6.8	6.20
Provider ECEM Visits	91%	Not Eligible	N/A	
Provider General Contacts	88%	Not Eligible	N/A	
Placements with Siblings	64%	62%	Not Scored	Not Scored
Placements within Legal County	19%	0%	Not Scored	Not Scored
Well-Being Sub-Total			25	23.81

*Performance calculation descriptions can be found in the FY 2017 RBWO PBP Measurements and Standards Guide.

Monitoring & Outcomes: Possible Points = 100		Points Earned: 94.89	
Score Before Incentives Credit			94.89%
Incentives Awarded			6.07 pts
PBP Verification			N/A pts
Total Score			100.96%

Provider/Program Name: Meritan, Inc. d/b/a Meritan Stepping Stones - Macon (682) - CPA



DHS, DFCS, Office of Provider Management
Performance-Based Placement Measures
RBWO Provider GA+SCORECARD - CPA



Report Quarter: Q3 FY2018

# New Foster Homes During Quarter: 0		# Children in Care During Quarter: 52	# Placements During Quarter: 52	# Children in Care On Last Day: 45
CPA Incentive Credits	Avg Performance All CPAs (%)	Provider Performance (%)*	Possible Points (Weight)	Provider Points Earned
Early EPSDT Medical Visits		86%	2	1.72
Early EPSDT Dental Visits		95%	2	1.90
Permanency Contacts		9%	5	0.45
Additional Academic Supports		0%	2	0.00
Foster Hm Retention Rate (threshold = 90)		76%	2	0.00
Foster Hm Recruitment (threshold = 100)		25%	2	0.00
Active Agency Accreditation		50%	4	2.00
Staff Clinical Licensure		0%	5	0.00
Incentives Total	5.21		24	6.07
Maximum total combined incentive credit allowed is 10 points.			Incentives Awarded	6.07
*Performance calculation descriptions can be found in the FY 2017 RBWO PBP Measurements and Standards Guide.				

Child Protective Services Investigations and Dispositions

The following investigations data, which is not used for scoring but is considered significant to a provider's performance, is from Georgia SHINES and is not considered final or complete until the end of the fiscal year.

Total Reports:	4
Number Screened In:	4
Number Screened Out:	0
Number Substantiated:	0
Number Unsubstantiated:	2
Number Active CPS Investigations:	2



DHS, DFCS, Office of Provider Management
Performance-Based Placement Measures
RBWO Provider GA+SCORECARD - CPA



Report Quarter: Q3 FY2018

Provider/Program Name: Methodist Home for Children & Youth, The - Macon - CPA
Administrative Site (748) - CPA

304 Pierce Avenue, Macon, GA 31204

Phone: 478-751-2800

Vendor ID# 35464

Quarterly Scores (Grades)

Current Quarter Score (Grade)

Q1: 101.12 (A+)

Q2: 93.51 (A-)

101.24%

Q3: 101.24 (A+)

Q4: (N/A)

(A+)

New Foster Homes During Quarter: 1

Children in Care During Quarter: 7

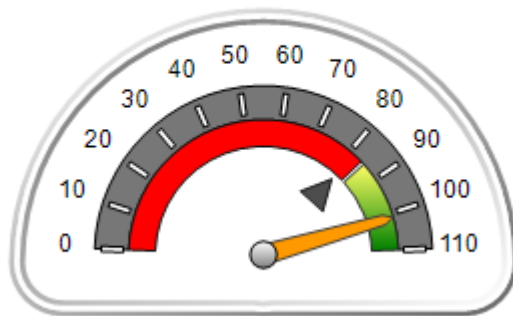
Placements During Quarter: 7

Children in Care On Last Day: 5

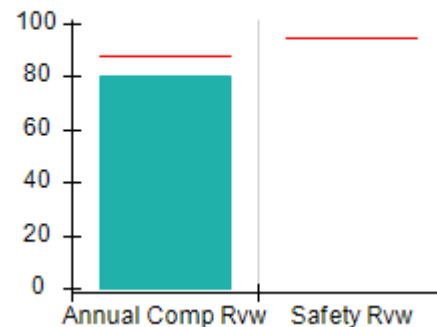
Quarterly Provider Comparisons to All CPAs

▼ — indicates average for all CPAs

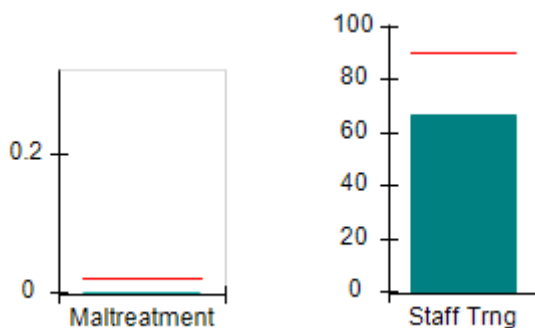
Overall Score (%)



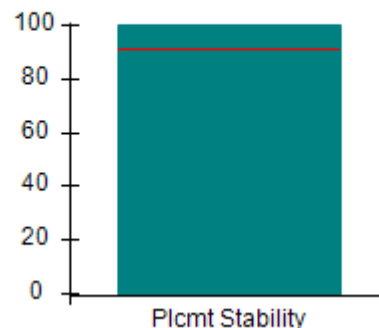
OPM Monitoring Reviews (%)



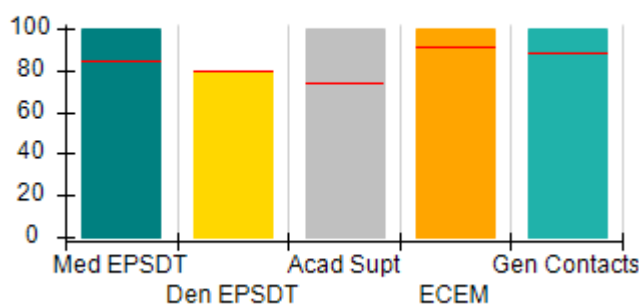
Safety Outcomes (%)



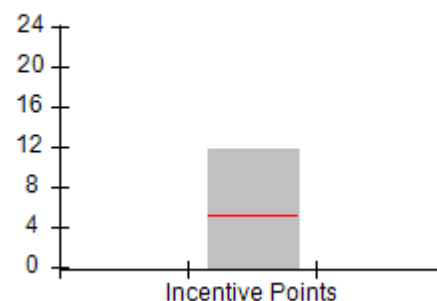
Permanency Outcomes (%)



Well-Being Outcomes (%)



Incentives Earned (Points)





DHS, DFCS, Office of Provider Management
Performance-Based Placement Measures
RBWO Provider GA+SCORECARD - CPA



Report Quarter: Q3 FY2018

Provider/Program Name: Methodist Home for Children & Youth, The - Macon - CPA
Administrative Site (748) - CPA

304 Pierce Avenue, Macon, GA 31204		Quarterly Scores (Grades)		Current Quarter Score (Grade)
Phone: 478-751-2800		Q1: 101.12 (A+)	Q2: 93.51 (A-)	101.24%
Vendor ID# 35464		Q3: 101.24 (A+)	Q4: (N/A)	(A+)
# New Foster Homes During Quarter: 1		# Children in Care During Quarter: 7	# Placements During Quarter: 7	# Children in Care On Last Day: 5
	Avg Performance All CPAs (%)	Provider Performance (%)*	Possible Points (Weight)	Provider Points Earned
OPM Monitoring Reviews				
Annual Comprehensive Reviews	88%	80%	25	20.00
Safety Reviews	94%	Not Yet Conducted		
Monitoring Sub-Total			25	20.00
CPA Safety Outcomes				
Incidence of Maltreatment	0.02%	No Substantiated Reports	10	10.00
Staff Training	90%	67%	10	3.35
Safety Sub-Total			20	18.35
CPA Permanency Outcomes				
Placement Stability	92%	100%	15	15.00
Permanency Sub-Total			15	15.00
CPA Well-Being Outcomes				
EPSDT Medical Visits	85%	100%	4	4.00
EPSDT Dental Visits	79%	80%	4	3.20
Academic Supports	74%	100%	3	3.00
Provider ECEM Visits	91%	100%	7	7.00
Provider General Contacts	88%	100%	7	7.00
Placements with Siblings	64%	100%	Not Scored	Not Scored
Placements within Legal County	19%	0%	Not Scored	Not Scored
Well-Being Sub-Total			25	24.20

*Performance calculation descriptions can be found in the FY 2017 RBWO PBP Measurements and Standards Guide.

Monitoring & Outcomes: Possible Points = 85	Points Earned: 77.55
Score Before Incentives Credit	91.24%
Incentives Awarded	10.00 pts
PBP Verification	N/A pts
Total Score	101.24%



DHS, DFCS, Office of Provider Management
Performance-Based Placement Measures
RBWO Provider GA+SCORECARD - CPA



Report Quarter: Q3 FY2018

Provider/Program Name: Methodist Home for Children & Youth, The - Macon - CPA
Administrative Site (748) - CPA

# New Foster Homes During Quarter: 1		# Children in Care During Quarter: 7	# Placements During Quarter: 7	# Children in Care On Last Day: 5
CPA Incentive Credits	Avg Performance All CPAs (%)	Provider Performance (%)*	Possible Points (Weight)	Provider Points Earned
Early EPSDT Medical Visits		100%	2	2.00
Early EPSDT Dental Visits		67%	2	1.34
Permanency Contacts		0%	5	0.00
Additional Academic Supports		0%	2	0.00
Foster Hm Retention Rate (threshold = 90)		100%	2	2.00
Foster Hm Recruitment (threshold = 100)		100%	2	2.00
Active Agency Accreditation		100%	4	4.00
Staff Clinical Licensure		10%	5	0.50
Incentives Total	5.21		24	11.84
Maximum total combined incentive credit allowed is 10 points.			Incentives Awarded	10.00

*Performance calculation descriptions can be found in the FY 2017 RBWO PBP Measurements and Standards Guide.

Child Protective Services Investigations and Dispositions

The following investigations data, which is not used for scoring but is considered significant to a provider's performance, is from Georgia SHINES and is not considered final or complete until the end of the fiscal year.

Total Reports:	0
Number Screened In:	0
Number Screened Out:	0
Number Substantiated:	0
Number Unsubstantiated:	0
Number Active CPS Investigations:	0



DHS, DFCS, Office of Provider Management
Performance-Based Placement Measures
RBWO Provider GA+SCORECARD - CPA



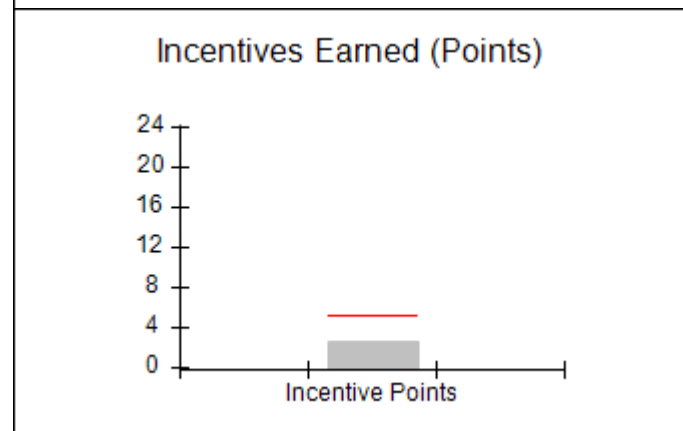
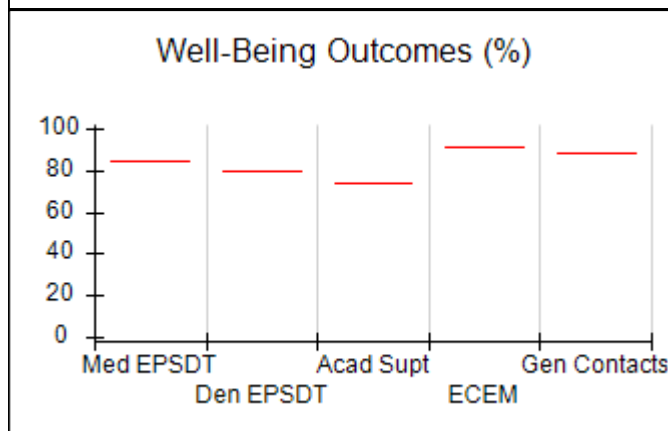
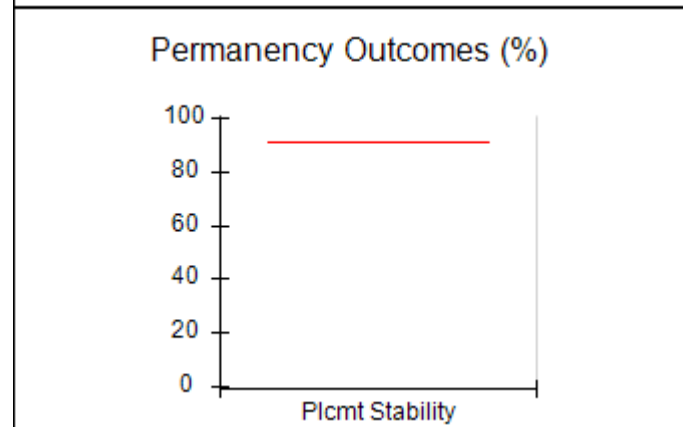
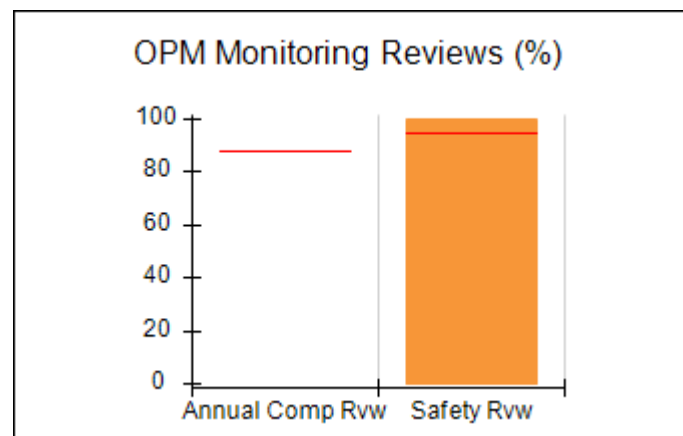
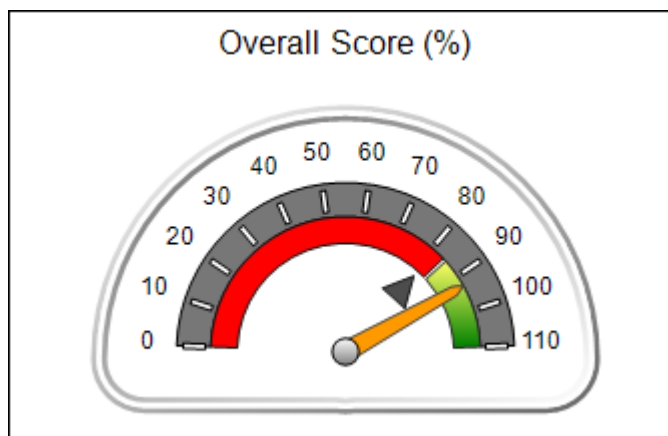
Report Quarter: Q3 FY2018

Provider/Program Name: Methodist Home for Children & Youth, The - St. Marys Region (942) - CPA

3296 Winding Rd, St. Marys, GA 31588 Phone: 912 882-7770 Vendor ID# 35460	Quarterly Scores (Grades)		Current Quarter Score (Grade)
	Q1: 102.50 (A+)	Q2: 83.36 (B-)	93.07% (A-)
	Q3: 93.07 (A-)	Q4: (N/A)	
# New Foster Homes During Quarter: 0	# Children in Care During Quarter: 0	# Placements During Quarter: 0	# Children in Care On Last Day: 0

Quarterly Provider Comparisons to All CPAs

▼ — indicates average for all CPAs





DHS, DFCS, Office of Provider Management
Performance-Based Placement Measures
RBWO Provider GA+SCORECARD - CPA



Report Quarter: Q3 FY2018

Provider/Program Name: Methodist Home for Children & Youth, The - St. Marys Region (942) - CPA

3296 Winding Rd, St. Marys, GA 31588 Phone: 912 882-7770 Vendor ID# 35460		Quarterly Scores (Grades)		Current Quarter Score (Grade)
		Q1: 102.50 (A+)	Q2: 83.36 (B-)	93.07%
		Q3: 93.07 (A-)	Q4: (N/A)	(A-)
# New Foster Homes During Quarter: 0		# Children in Care During Quarter: 0	# Placements During Quarter: 0	# Children in Care On Last Day: 0
	Avg Performance All CPAs (%)	Provider Performance (%)*	Possible Points (Weight)	Provider Points Earned
OPM Monitoring Reviews				
Annual Comprehensive Reviews	88%	Not Yet Conducted		
Safety Reviews	94%	100%	15	15.00
Monitoring Sub-Total			15	15.00
CPA Safety Outcomes				
Incidence of Maltreatment	0.02%	Not Eligible		
Staff Training	90%	67%	20	6.70
Safety Sub-Total			20	16.70
CPA Permanency Outcomes				
Placement Stability	92%	Not Eligible		
Permanency Sub-Total			N/A	
CPA Well-Being Outcomes				
EPSDT Medical Visits	85%	Not Eligible		
EPSDT Dental Visits	79%	Not Eligible		
Academic Supports	74%	Not Eligible		
Provider ECEM Visits	91%	Not Eligible	N/A	
Provider General Contacts	88%	Not Eligible	N/A	
Placements with Siblings	64%	Not Eligible	Not Scored	Not Scored
Placements within Legal County	19%	Not Eligible	Not Scored	Not Scored
Well-Being Sub-Total			N/A	

*Performance calculation descriptions can be found in the FY 2017 RBWO PBP Measurements and Standards Guide.

Monitoring & Outcomes: Possible Points = 35		Points Earned: 31.70	
Score Before Incentives Credit			90.57%
Incentives Awarded			2.50 pts
PBP Verification			N/A pts
Total Score			93.07%

Provider/Program Name: Methodist Home for Children & Youth, The - St. Marys Region (942) - CPA



DHS, DFCS, Office of Provider Management
Performance-Based Placement Measures
RBWO Provider GA+SCORECARD - CPA



Report Quarter: Q3 FY2018

# New Foster Homes During Quarter: 0		# Children in Care During Quarter: 0	# Placements During Quarter: 0	# Children in Care On Last Day: 0
CPA Incentive Credits	Avg Performance All CPAs (%)	Provider Performance (%)*	Possible Points (Weight)	Provider Points Earned
Early EPSDT Medical Visits		Not Eligible	2	
Early EPSDT Dental Visits		Not Eligible	2	
Permanency Contacts		None Planned	5	
Additional Academic Supports		Not Eligible	2	
Foster Hm Retention Rate (threshold = 90)		Not Eligible	2	0.00
Foster Hm Recruitment (threshold = 100)		0%	2	0.00
Active Agency Accreditation		50%	4	2.00
Staff Clinical Licensure		10%	5	0.50
Incentives Total	5.21		24	2.50
Maximum total combined incentive credit allowed is 10 points.			Incentives Awarded	2.50

*Performance calculation descriptions can be found in the FY 2017 RBWO PBP Measurements and Standards Guide.

Child Protective Services Investigations and Dispositions

The following investigations data, which is not used for scoring but is considered significant to a provider's performance, is from Georgia SHINES and is not considered final or complete until the end of the fiscal year.

Total Reports:	0
Number Screened In:	0
Number Screened Out:	0
Number Substantiated:	0
Number Unsubstantiated:	0
Number Active CPS Investigations:	0



DHS, DFCS, Office of Provider Management
Performance-Based Placement Measures
RBWO Provider GA+SCORECARD - CPA



Report Quarter: Q3 FY2018

Provider/Program Name: Morningstar Children and Family Services - Foster Care Services - Brunswick (765) - CPA

1 Youth Estate Drive, Brunswick, GA 31525

Phone: 912-267-3701

Vendor ID# 53071

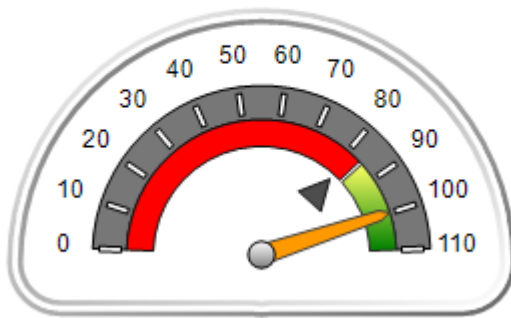
1 Youth Estate Drive, Brunswick, GA 31525 Phone: 912-267-3701 Vendor ID# 53071	Quarterly Scores (Grades)		Current Quarter Score (Grade)
	Q1: 92.90 (A-)	Q2: 94.29 (A)	99.87% (A+)
	Q3: 99.87 (A+)	Q4: (N/A)	
# New Foster Homes During Quarter: 0	# Children in Care During Quarter: 11	# Placements During Quarter: 11	# Children in Care On Last Day: 9

Quarterly Provider Comparisons to All CPAs

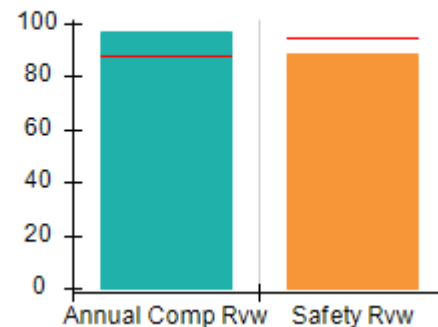


indicates average for all CPAs

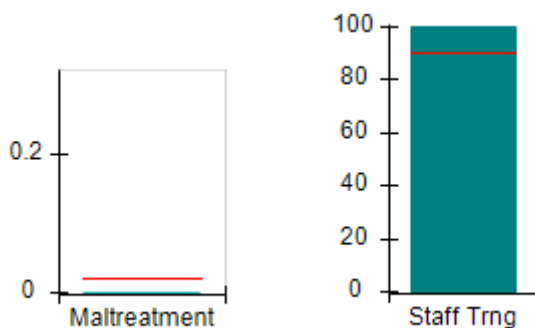
Overall Score (%)



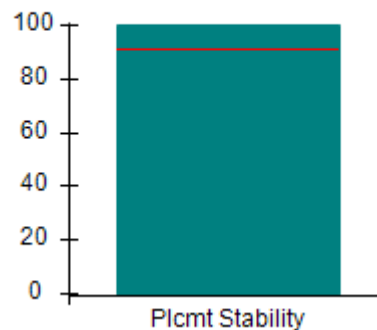
OPM Monitoring Reviews (%)



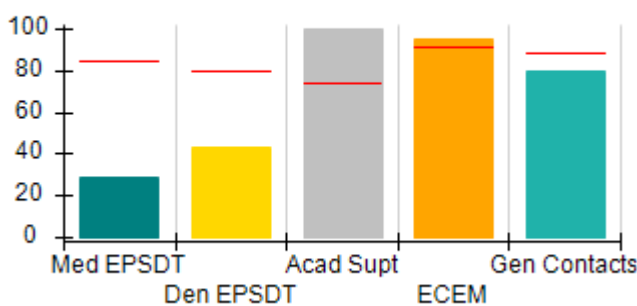
Safety Outcomes (%)



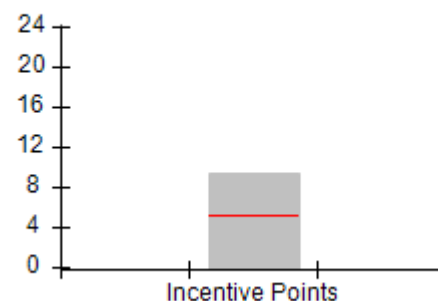
Permanency Outcomes (%)



Well-Being Outcomes (%)



Incentives Earned (Points)





DHS, DFCS, Office of Provider Management
Performance-Based Placement Measures
RBWO Provider GA+SCORECARD - CPA



Report Quarter: Q3 FY2018

Provider/Program Name: Morningstar Children and Family Services - Foster Care Services - Brunswick (765) - CPA

1 Youth Estate Drive, Brunswick, GA 31525		Quarterly Scores (Grades)		Current Quarter Score (Grade)
Phone: 912-267-3701		Q1: 92.90 (A-)	Q2: 94.29 (A)	99.87%
Vendor ID# 53071		Q3: 99.87 (A+)	Q4: (N/A)	(A+)
# New Foster Homes During Quarter: 0		# Children in Care During Quarter: 11	# Placements During Quarter: 11	# Children in Care On Last Day: 9
	Avg Performance All CPAs (%)	Provider Performance (%)*	Possible Points (Weight)	Provider Points Earned
OPM Monitoring Reviews				
Annual Comprehensive Reviews	88%	96%	25	24.10
Safety Reviews	94%	88%	15	13.24
Monitoring Sub-Total			40	37.34
CPA Safety Outcomes				
Incidence of Maltreatment	0.02%	No Substantiated Reports	10	10.00
Staff Training	90%	100%	10	5.00
Safety Sub-Total			20	20.00
CPA Permanency Outcomes				
Placement Stability	92%	100%	15	15.00
Permanency Sub-Total			15	15.00
CPA Well-Being Outcomes				
EPSDT Medical Visits	85%	29%	4	1.16
EPSDT Dental Visits	79%	43%	4	1.72
Academic Supports	74%	100%	3	3.00
Provider ECEM Visits	91%	95%	7	6.65
Provider General Contacts	88%	80%	7	5.60
Placements with Siblings	64%	75%	Not Scored	Not Scored
Placements within Legal County	19%	0%	Not Scored	Not Scored
Well-Being Sub-Total			25	18.13

*Performance calculation descriptions can be found in the FY 2017 RBWO PBP Measurements and Standards Guide.

Monitoring & Outcomes: Possible Points = 100		Points Earned: 90.47	
Score Before Incentives Credit			90.47%
Incentives Awarded			9.40 pts
PBP Verification			N/A pts
Total Score			99.87%



DHS, DFCS, Office of Provider Management
Performance-Based Placement Measures
RBWO Provider GA+SCORECARD - CPA



Report Quarter: Q3 FY2018

Provider/Program Name: Morningstar Children and Family Services - Foster Care Services - Brunswick (765) - CPA

# New Foster Homes During Quarter: 0		# Children in Care During Quarter: 11	# Placements During Quarter: 11	# Children in Care On Last Day: 9
CPA Incentive Credits	Avg Performance All CPAs (%)	Provider Performance (%)*	Possible Points (Weight)	Provider Points Earned
Early EPSDT Medical Visits		20%	2	0.40
Early EPSDT Dental Visits		0%	2	0.00
Permanency Contacts		100%	5	5.00
Additional Academic Supports		0%	2	0.00
Foster Hm Retention Rate (threshold = 90)		100%	2	2.00
Foster Hm Recruitment (threshold = 100)		0%	2	0.00
Active Agency Accreditation		50%	4	2.00
Staff Clinical Licensure		0%	5	0.00
Incentives Total	5.21		24	9.40
Maximum total combined incentive credit allowed is 10 points.			Incentives Awarded	9.40

*Performance calculation descriptions can be found in the FY 2017 RBWO PBP Measurements and Standards Guide.

Child Protective Services Investigations and Dispositions

The following investigations data, which is not used for scoring but is considered significant to a provider's performance, is from Georgia SHINES and is not considered final or complete until the end of the fiscal year.

Total Reports:	1
Number Screened In:	0
Number Screened Out:	1
Number Substantiated:	0
Number Unsubstantiated:	0
Number Active CPS Investigations:	0



DHS, DFCS, Office of Provider Management

Performance-Based Placement Measures

RBWO Provider GA+SCORECARD - CPA



Report Quarter: Q3 FY2018

Provider/Program Name: Murphy-Harpst Children's Centers - Murphy-Harpst CPA (769) - CPA

740 Fletcher St., Cedartown, GA 30125

Phone: 770-748-1500

Vendor ID# 35485

Quarterly Scores (Grades)

Q1: 98.56 (A+)

Q2: 97.68 (A+)

Q3: 99.77 (A+)

Q4: (N/A)

Current Quarter Score (Grade)

99.77%

(A+)

New Foster Homes During Quarter: 3

Children in Care During Quarter: 45

Placements During Quarter: 47

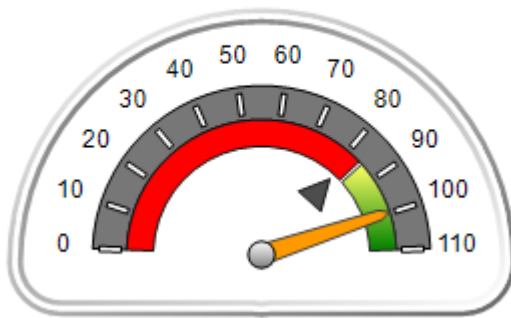
Children in Care On Last Day: 43

Quarterly Provider Comparisons to All CPAs

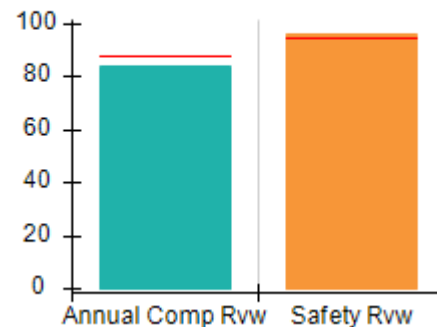


indicates average for all CPAs

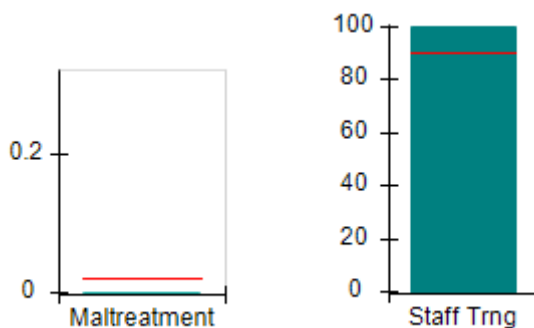
Overall Score (%)



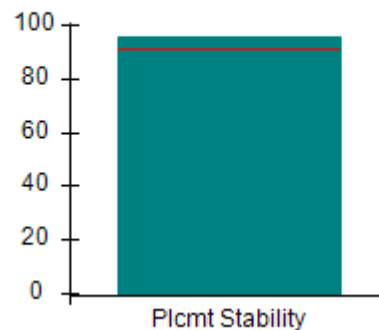
OPM Monitoring Reviews (%)



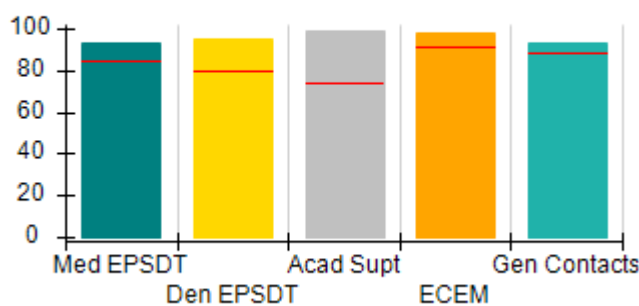
Safety Outcomes (%)



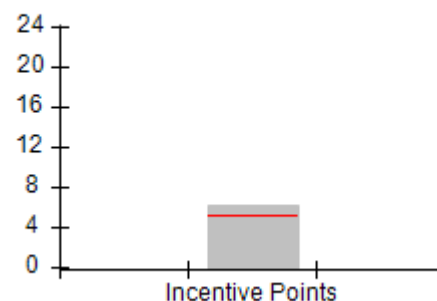
Permanency Outcomes (%)



Well-Being Outcomes (%)



Incentives Earned (Points)





DHS, DFCS, Office of Provider Management
Performance-Based Placement Measures
RBWO Provider GA+SCORECARD - CPA



Report Quarter: Q3 FY2018

Provider/Program Name: Murphy-Harpst Children's Centers - Murphy-Harpst CPA (769) - CPA

740 Fletcher St., Cedartown, GA 30125 Phone: 770-748-1500 Vendor ID# 35485	Quarterly Scores (Grades)		Current Quarter Score (Grade)
	Q1: 98.56 (A+)	Q2: 97.68 (A+)	99.77%
	Q3: 99.77 (A+)	Q4: (N/A)	(A+)

# New Foster Homes During Quarter: 3	# Children in Care During Quarter: 45	# Placements During Quarter: 47	# Children in Care On Last Day: 43
--------------------------------------	---------------------------------------	---------------------------------	------------------------------------

	Avg Performance All CPAs (%)	Provider Performance (%)*	Possible Points (Weight)	Provider Points Earned
--	-------------------------------------	----------------------------------	---------------------------------	-------------------------------

OPM Monitoring Reviews

Annual Comprehensive Reviews	88%	84%	25	21.00
Safety Reviews	94%	96%	15	14.35
Monitoring Sub-Total			40	35.35

CPA Safety Outcomes

Incidence of Maltreatment	0.02%	No Substantiated Reports	10	10.00
Staff Training	90%	100%	10	5.00
Safety Sub-Total			20	20.00

CPA Permanency Outcomes

Placement Stability	92%	96%	15	14.40
Permanency Sub-Total			15	14.40

CPA Well-Being Outcomes

EPSDT Medical Visits	85%	93%	4	3.72
EPSDT Dental Visits	79%	95%	4	3.80
Academic Supports	74%	99%	3	2.97
Provider ECEM Visits	91%	98%	7	6.86
Provider General Contacts	88%	93%	7	6.51
Placements with Siblings	64%	85%	Not Scored	Not Scored
Placements within Legal County	19%	71%	Not Scored	Not Scored
Well-Being Sub-Total			25	23.86

*Performance calculation descriptions can be found in the FY 2017 RBWO PBP Measurements and Standards Guide.

Monitoring & Outcomes: Possible Points = 100		Points Earned: 93.61	
Score Before Incentives Credit			93.61%
Incentives Awarded			6.16 pts
PBP Verification			N/A pts
Total Score			99.77%



DHS, DFCS, Office of Provider Management
Performance-Based Placement Measures
RBWO Provider GA+SCORECARD - CPA



Report Quarter: Q3 FY2018

Provider/Program Name: Murphy-Harpst Children's Centers - Murphy-Harpst CPA (769) - CPA

# New Foster Homes During Quarter: 3		# Children in Care During Quarter: 45	# Placements During Quarter: 47	# Children in Care On Last Day: 43
CPA Incentive Credits	Avg Performance All CPAs (%)	Provider Performance (%)*	Possible Points (Weight)	Provider Points Earned
Early EPSDT Medical Visits		100%	2	2.00
Early EPSDT Dental Visits		86%	2	1.72
Permanency Contacts		None Planned	5	
Additional Academic Supports		22%	2	0.44
Foster Hm Retention Rate (threshold = 90)		83%	2	0.00
Foster Hm Recruitment (threshold = 100)		50%	2	0.00
Active Agency Accreditation		50%	4	2.00
Staff Clinical Licensure		0%	5	0.00
Incentives Total	5.21		24	6.16
Maximum total combined incentive credit allowed is 10 points.			Incentives Awarded	6.16

*Performance calculation descriptions can be found in the FY 2017 RBWO PBP Measurements and Standards Guide.

Child Protective Services Investigations and Dispositions

The following investigations data, which is not used for scoring but is considered significant to a provider's performance, is from Georgia SHINES and is not considered final or complete until the end of the fiscal year.

Total Reports:	1
Number Screened In:	1
Number Screened Out:	0
Number Substantiated:	0
Number Unsubstantiated:	1
Number Active CPS Investigations:	0



DHS, DFCS, Office of Provider Management
Performance-Based Placement Measures
RBWO Provider GA+SCORECARD - CPA



Report Quarter: Q3 FY2018

Provider/Program Name: National Youth Advocate Program - Augusta (683) - CPA

231 Fury's Ferry Rd., Augusta, GA 30901

Phone: 404-761-7997

Vendor ID# 35387

Quarterly Scores (Grades)

Q1: 95.72 (A)

Q2: 98.16 (A+)

Q3: 96.29 (A)

Q4: (N/A)

Current Quarter Score (Grade)

96.29%

(A)

New Foster Homes During Quarter: 3

Children in Care During Quarter: 75

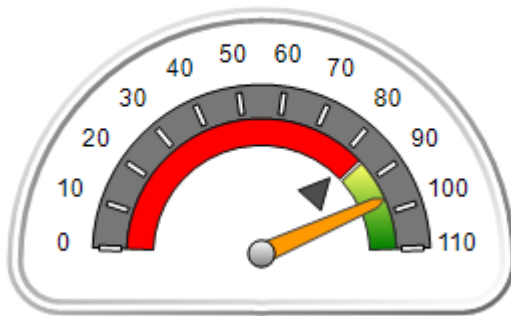
Placements During Quarter: 77

Children in Care On Last Day: 58

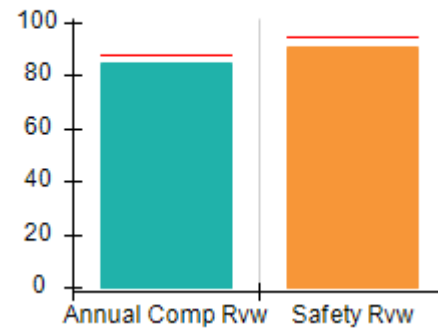
Quarterly Provider Comparisons to All CPAs

— indicates average for all CPAs

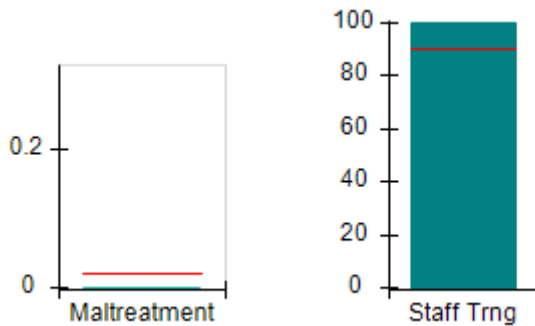
Overall Score (%)



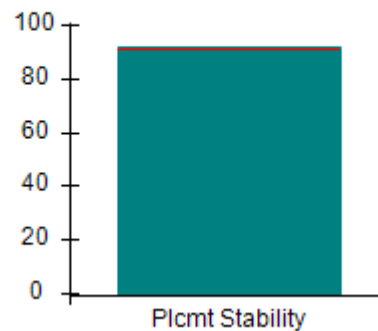
OPM Monitoring Reviews (%)



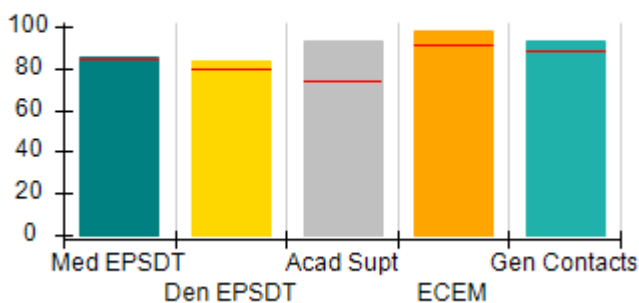
Safety Outcomes (%)



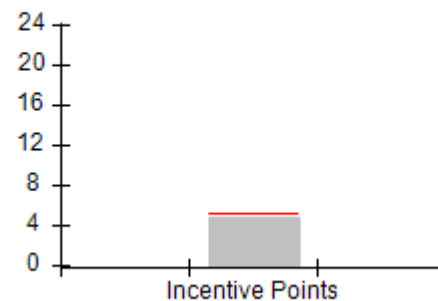
Permanency Outcomes (%)



Well-Being Outcomes (%)



Incentives Earned (Points)





DHS, DFCS, Office of Provider Management
Performance-Based Placement Measures
RBWO Provider GA+SCORECARD - CPA
Report Quarter: Q3 FY2018



Provider/Program Name: National Youth Advocate Program - Augusta (683) - CPA

231 Fury's Ferry Rd., Augusta, GA 30901 Phone: 404-761-7997 Vendor ID# 35387		Quarterly Scores (Grades)		Current Quarter Score (Grade)
		Q1: 95.72 (A)	Q2: 98.16 (A+)	96.29% (A)
		Q3: 96.29 (A)	Q4: (N/A)	
# New Foster Homes During Quarter: 3		# Children in Care During Quarter: 75	# Placements During Quarter: 77	# Children in Care On Last Day: 58
	Avg Performance All CPAs (%)	Provider Performance (%)*	Possible Points (Weight)	Provider Points Earned
OPM Monitoring Reviews				
Annual Comprehensive Reviews	88%	85%	25	21.18
Safety Reviews	94%	91%	15	13.59
Monitoring Sub-Total			40	34.77
CPA Safety Outcomes				
Incidence of Maltreatment	0.02%	No Substantiated Reports	10	10.00
Staff Training	90%	100%	10	5.00
Safety Sub-Total			20	20.00
CPA Permanency Outcomes				
Placement Stability	92%	92%	15	13.80
Permanency Sub-Total			15	13.80
CPA Well-Being Outcomes				
EPSDT Medical Visits	85%	85%	4	3.40
EPSDT Dental Visits	79%	83%	4	3.32
Academic Supports	74%	93%	3	2.79
Provider ECEM Visits	91%	98%	7	6.86
Provider General Contacts	88%	93%	7	6.51
Placements with Siblings	64%	62%	Not Scored	Not Scored
Placements within Legal County	19%	30%	Not Scored	Not Scored
Well-Being Sub-Total			25	22.88

*Performance calculation descriptions can be found in the FY 2017 RBWO PBP Measurements and Standards Guide.

Monitoring & Outcomes: Possible Points = 100		Points Earned: 91.45	
Score Before Incentives Credit			91.45%
Incentives Awarded			4.84 pts
PBP Verification			N/A pts
Total Score			96.29%

Provider/Program Name: National Youth Advocate Program - Augusta (683) - CPA



DHS, DFCS, Office of Provider Management
Performance-Based Placement Measures
RBWO Provider GA+SCORECARD - CPA



Report Quarter: Q3 FY2018

# New Foster Homes During Quarter: 3		# Children in Care During Quarter: 75	# Placements During Quarter: 77	# Children in Care On Last Day: 58
CPA Incentive Credits	Avg Performance All CPAs (%)	Provider Performance (%)*	Possible Points (Weight)	Provider Points Earned
Early EPSDT Medical Visits		50%	2	1.00
Early EPSDT Dental Visits		42%	2	0.84
Permanency Contacts		0%	5	0.00
Additional Academic Supports		25%	2	0.50
Foster Hm Retention Rate (threshold = 90)		77%	2	0.00
Foster Hm Recruitment (threshold = 100)		75%	2	0.00
Active Agency Accreditation		50%	4	2.00
Staff Clinical Licensure		10%	5	0.50
Incentives Total	5.21		24	4.84
Maximum total combined incentive credit allowed is 10 points.			Incentives Awarded	4.84
*Performance calculation descriptions can be found in the FY 2017 RBWO PBP Measurements and Standards Guide.				

Child Protective Services Investigations and Dispositions

The following investigations data, which is not used for scoring but is considered significant to a provider's performance, is from Georgia SHINES and is not considered final or complete until the end of the fiscal year.

Total Reports:	1
Number Screened In:	0
Number Screened Out:	1
Number Substantiated:	0
Number Unsubstantiated:	1
Number Active CPS Investigations:	-1



DHS, DFCS, Office of Provider Management
Performance-Based Placement Measures
RBWO Provider GA+SCORECARD - CPA

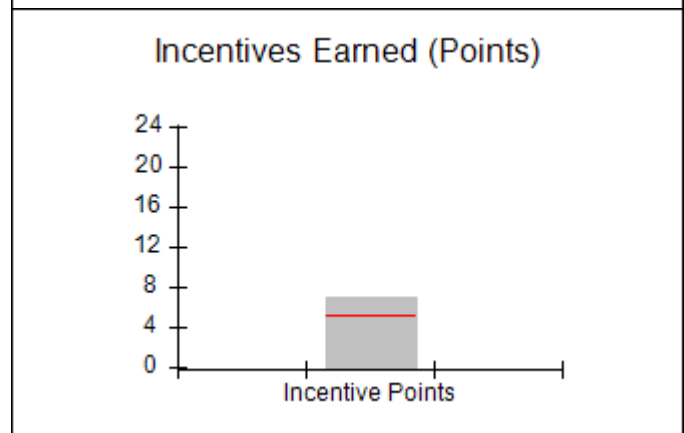
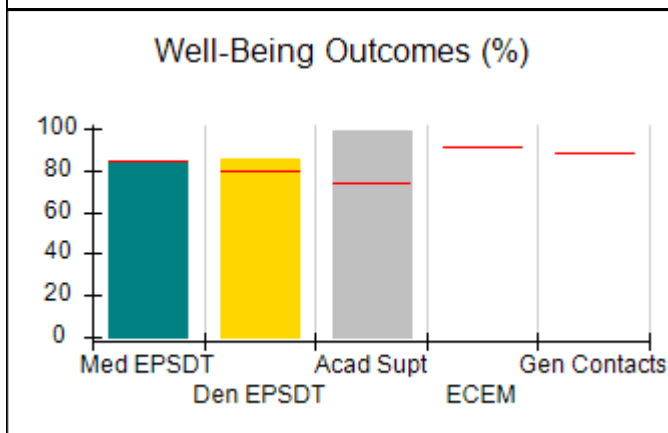
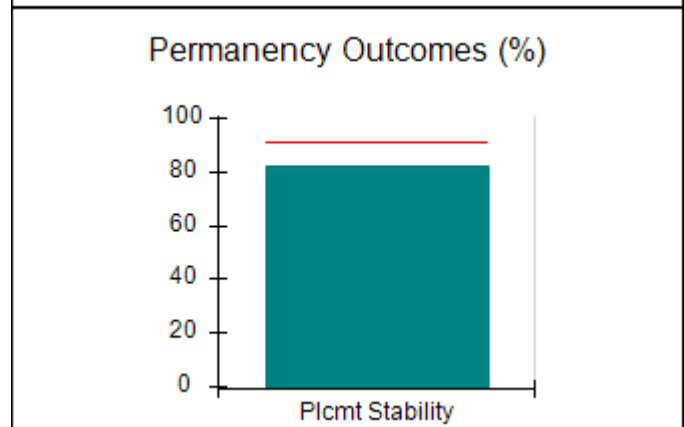
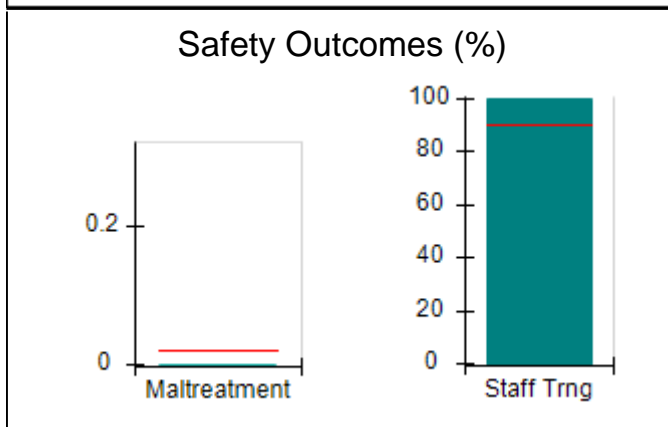
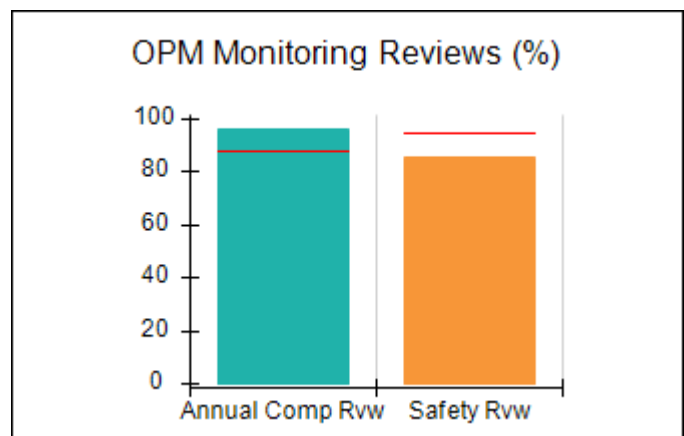
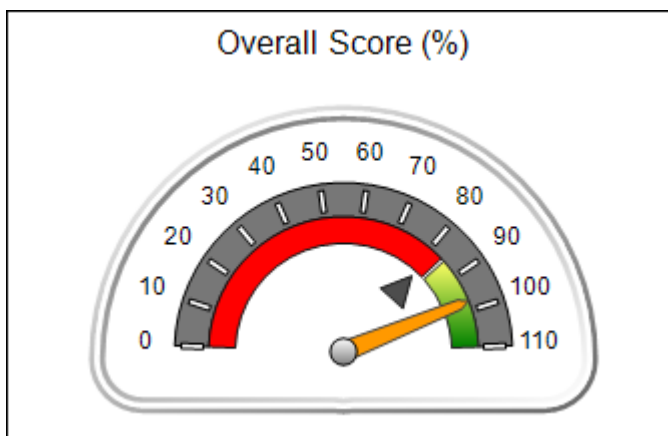


Report Quarter: Q3 FY2018

Provider/Program Name: National Youth Advocate Program - East Point/Decatur (4389) - CPA

315 W. Ponce de Leon Ave., Decatur, GA 30030 Phone: (404) 761-7997 Vendor ID# 84761	Quarterly Scores (Grades)		Current Quarter Score (Grade)
	Q1: 98.47 (A+)	Q2: 97.49 (A+)	97.49% (A+)
	Q3: 97.49 (A+)	Q4: (N/A)	
# New Foster Homes During Quarter: 3	# Children in Care During Quarter: 88	# Placements During Quarter: 99	# Children in Care On Last Day: 66
Quarterly Provider Comparisons to All CPAs			

▼ — indicates average for all CPAs





DHS, DFCS, Office of Provider Management
Performance-Based Placement Measures
RBWO Provider GA+SCORECARD - CPA



Report Quarter: Q3 FY2018

Provider/Program Name: National Youth Advocate Program - East Point/Decatur (4389) - CPA

315 W. Ponce de Leon Ave., Decatur, GA 30030 Phone: (404) 761-7997 Vendor ID# 84761		Quarterly Scores (Grades)		Current Quarter Score (Grade)
		Q1: 98.47 (A+)	Q2: 97.49 (A+)	97.49%
		Q3: 97.49 (A+)	Q4: (N/A)	(A+)
# New Foster Homes During Quarter: 3		# Children in Care During Quarter: 88	# Placements During Quarter: 99	# Children in Care On Last Day: 66
	Avg Performance All CPAs (%)	Provider Performance (%)*	Possible Points (Weight)	Provider Points Earned
OPM Monitoring Reviews				
Annual Comprehensive Reviews	88%	96%	25	23.90
Safety Reviews	94%	85%	15	12.80
Monitoring Sub-Total			40	36.70
CPA Safety Outcomes				
Incidence of Maltreatment	0.02%	No Substantiated Reports	10	10.00
Staff Training	90%	100%	10	5.00
Safety Sub-Total			20	19.40
CPA Permanency Outcomes				
Placement Stability	92%	82%	15	12.30
Permanency Sub-Total			15	12.30
CPA Well-Being Outcomes				
EPSDT Medical Visits	85%	84%	9.1	7.63
EPSDT Dental Visits	79%	85%	9.1	7.72
Academic Supports	74%	99%	6.8	6.74
Provider ECEM Visits	91%	Not Eligible	N/A	
Provider General Contacts	88%	Not Eligible	N/A	
Placements with Siblings	64%	69%	Not Scored	Not Scored
Placements within Legal County	19%	10%	Not Scored	Not Scored
Well-Being Sub-Total			25	22.09

*Performance calculation descriptions can be found in the FY 2017 RBWO PBP Measurements and Standards Guide.

Monitoring & Outcomes: Possible Points = 100	Points Earned: 90.49
Score Before Incentives Credit	90.49%
Incentives Awarded	7.00 pts
PBP Verification	N/A pts
Total Score	97.49%



DHS, DFCS, Office of Provider Management
Performance-Based Placement Measures
RBWO Provider GA+SCORECARD - CPA



Report Quarter: Q3 FY2018

Provider/Program Name: National Youth Advocate Program - East Point/Decatur (4389) - CPA

# New Foster Homes During Quarter: 3		# Children in Care During Quarter: 88	# Placements During Quarter: 99	# Children in Care On Last Day: 66
CPA Incentive Credits	Avg Performance All CPAs (%)	Provider Performance (%)*	Possible Points (Weight)	Provider Points Earned
Early EPSDT Medical Visits		43%	2	0.86
Early EPSDT Dental Visits		28%	2	0.56
Permanency Contacts		10%	5	0.50
Additional Academic Supports		4%	2	0.08
Foster Hm Retention Rate (threshold = 90)		79%	2	0.00
Foster Hm Recruitment (threshold = 100)		100%	2	2.00
Active Agency Accreditation		50%	4	2.00
Staff Clinical Licensure		20%	5	1.00
Incentives Total	5.21		24	7.00
Maximum total combined incentive credit allowed is 10 points.			Incentives Awarded	7.00

*Performance calculation descriptions can be found in the FY 2017 RBWO PBP Measurements and Standards Guide.

Child Protective Services Investigations and Dispositions

The following investigations data, which is not used for scoring but is considered significant to a provider's performance, is from Georgia SHINES and is not considered final or complete until the end of the fiscal year.

Total Reports:	1
Number Screened In:	0
Number Screened Out:	1
Number Substantiated:	0
Number Unsubstantiated:	0
Number Active CPS Investigations:	0



DHS, DFCS, Office of Provider Management
Performance-Based Placement Measures
RBWO Provider GA+SCORECARD - CPA
Report Quarter: Q3 FY2018



Provider/Program Name: National Youth Placement Corp, Inc. - Morrow (5141) - CPA

1115 Mount Zion Road, Morrow, GA 30260 Phone: 678-422-6064 Vendor ID# 114767	Quarterly Scores (Grades)		Current Quarter Score (Grade)
	Q1: 100.87 (A+)	Q2: 89.20 (B+)	98.95% (A+)
	Q3: 98.95 (A+)	Q4: (N/A)	
# New Foster Homes During Quarter: 3	# Children in Care During Quarter: 27	# Placements During Quarter: 27	# Children in Care On Last Day: 25

Quarterly Provider Comparisons to All CPAs

▼ — indicates average for all CPAs





DHS, DFCS, Office of Provider Management
Performance-Based Placement Measures
RBWO Provider GA+SCORECARD - CPA
Report Quarter: Q3 FY2018



Provider/Program Name: National Youth Placement Corp, Inc. - Morrow (5141) - CPA

1115 Mount Zion Road, Morrow, GA 30260 Phone: 678-422-6064 Vendor ID# 114767		Quarterly Scores (Grades)		Current Quarter Score (Grade)
		Q1: 100.87 (A+)	Q2: 89.20 (B+)	98.95% (A+)
		Q3: 98.95 (A+)	Q4: (N/A)	
# New Foster Homes During Quarter: 3		# Children in Care During Quarter: 27	# Placements During Quarter: 27	# Children in Care On Last Day: 25
	Avg Performance All CPAs (%)	Provider Performance (%)*	Possible Points (Weight)	Provider Points Earned
OPM Monitoring Reviews				
Annual Comprehensive Reviews	88%	96%	25	23.89
Safety Reviews	94%	86%	15	12.95
Monitoring Sub-Total			40	36.84
CPA Safety Outcomes				
Incidence of Maltreatment	0.02%	No Substantiated Reports	10	10.00
Staff Training	90%	100%	10	5.00
Safety Sub-Total			20	20.00
CPA Permanency Outcomes				
Placement Stability	92%	85%	15	12.75
Permanency Sub-Total			15	12.75
CPA Well-Being Outcomes				
EPSDT Medical Visits	85%	100%	9.1	9.08
EPSDT Dental Visits	79%	90%	9.1	8.17
Academic Supports	74%	90%	6.8	6.13
Provider ECEM Visits	91%	Not Eligible	N/A	
Provider General Contacts	88%	Not Eligible	N/A	
Placements with Siblings	64%	27%	Not Scored	Not Scored
Placements within Legal County	19%	10%	Not Scored	Not Scored
Well-Being Sub-Total			25	23.38

*Performance calculation descriptions can be found in the FY 2017 RBWO PBP Measurements and Standards Guide.

Monitoring & Outcomes: Possible Points = 100	Points Earned: 92.97
Score Before Incentives Credit	92.97%
Incentives Awarded	5.98 pts
PBP Verification	N/A pts
Total Score	98.95%

Provider/Program Name: National Youth Placement Corp, Inc. - Morrow (5141) - CPA



DHS, DFCS, Office of Provider Management
Performance-Based Placement Measures
RBWO Provider GA+SCORECARD - CPA



Report Quarter: Q3 FY2018

# New Foster Homes During Quarter: 3		# Children in Care During Quarter: 27	# Placements During Quarter: 27	# Children in Care On Last Day: 25
CPA Incentive Credits	Avg Performance All CPAs (%)	Provider Performance (%)*	Possible Points (Weight)	Provider Points Earned
Early EPSDT Medical Visits		100%	2	2.00
Early EPSDT Dental Visits		63%	2	1.26
Permanency Contacts		None Planned	5	
Additional Academic Supports		11%	2	0.22
Foster Hm Retention Rate (threshold = 90)		78%	2	0.00
Foster Hm Recruitment (threshold = 100)		150%	2	2.00
Active Agency Accreditation		0%	4	0.00
Staff Clinical Licensure		10%	5	0.50
Incentives Total	5.21		24	5.98
Maximum total combined incentive credit allowed is 10 points.			Incentives Awarded	5.98
*Performance calculation descriptions can be found in the FY 2017 RBWO PBP Measurements and Standards Guide.				

Child Protective Services Investigations and Dispositions

The following investigations data, which is not used for scoring but is considered significant to a provider's performance, is from Georgia SHINES and is not considered final or complete until the end of the fiscal year.

Total Reports:	0	
Number Screened In:	0	
Number Screened Out:	0	
Number Substantiated:	0	
Number Unsubstantiated:	3	
Number Active CPS Investigations:	-3	



DHS, DFCS, Office of Provider Management
Performance-Based Placement Measures
RBWO Provider GA+SCORECARD - CPA
Report Quarter: Q3 FY2018



Provider/Program Name: National Youth Placement Corp, Inc. - Norcross (5323) - CPA

4056 Wetherburn Way, Norcross, GA 30092

Phone: 678-736-4340

Vendor ID# 155552

Quarterly Scores (Grades)

Current Quarter Score (Grade)

Q1: N/A

Q2: N/A

N/A%

Q3: N/A

Q4: N/A

New Foster Homes During Quarter: 0

Children in Care During Quarter: 0

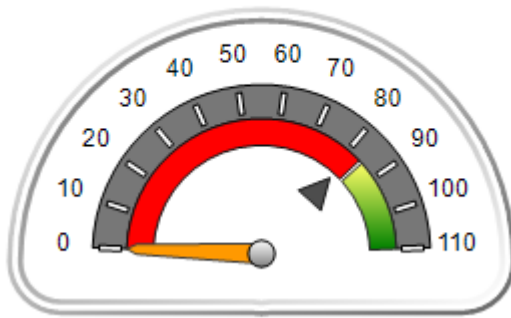
Placements During Quarter: 0

Children in Care On Last Day: 0

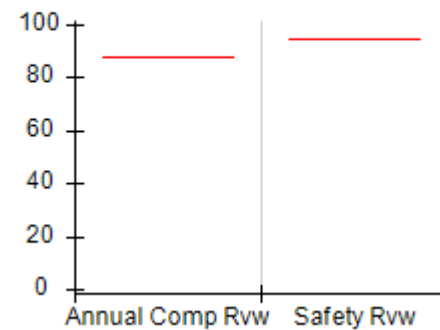
Quarterly Provider Comparisons to All CPAs

— indicates average for all CPAs

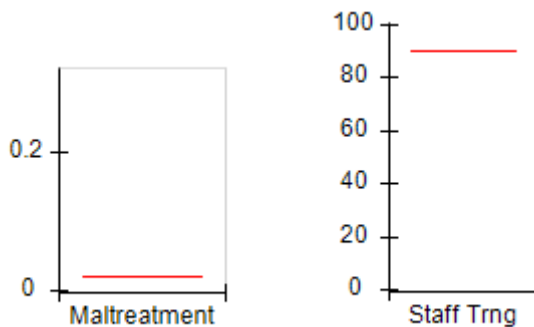
Overall Score (%)



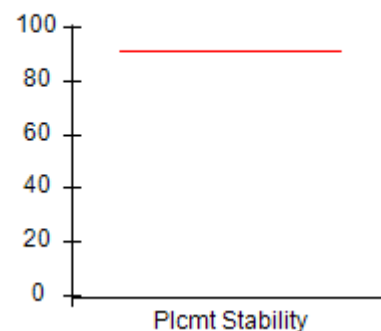
OPM Monitoring Reviews (%)



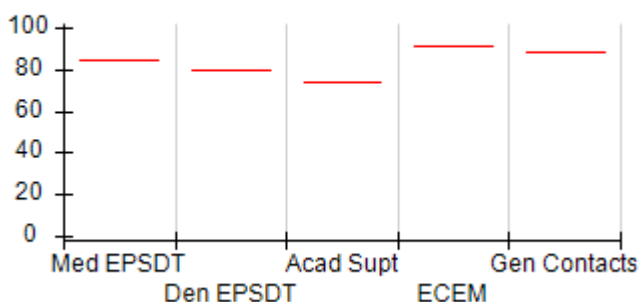
Safety Outcomes (%)




Permanency Outcomes (%)



Well-Being Outcomes (%)



Incentives Earned (Points)





DHS, DFCS, Office of Provider Management
Performance-Based Placement Measures
RBWO Provider GA+SCORECARD - CPA
Report Quarter: Q3 FY2018



Provider/Program Name: National Youth Placement Corp, Inc. - Norcross (5323) - CPA

4056 Wetherburn Way, Norcross, GA 30092 Phone: 678-736-4340 Vendor ID# 155552		Quarterly Scores (Grades)		Current Quarter Score (Grade)
		Q1: N/A	Q2: N/A	N/A%
		Q3: N/A	Q4: N/A	(F)
# New Foster Homes During Quarter: 0		# Children in Care During Quarter: 0	# Placements During Quarter: 0	# Children in Care On Last Day: 0
	Avg Performance All CPAs (%)	Provider Performance (%)*	Possible Points (Weight)	Provider Points Earned
OPM Monitoring Reviews				
Annual Comprehensive Reviews	88%	Not Yet Conducted		
Safety Reviews	94%	Not Yet Conducted		
Monitoring Sub-Total				0.00
CPA Safety Outcomes				
Incidence of Maltreatment	0.02%	Not Eligible		
Staff Training	90%	Not Eligible		
Safety Sub-Total			N/A	
CPA Permanency Outcomes				
Placement Stability	92%	Not Eligible		
Permanency Sub-Total			N/A	
CPA Well-Being Outcomes				
EPSDT Medical Visits	85%	Not Eligible		
EPSDT Dental Visits	79%	Not Eligible		
Academic Supports	74%	Not Eligible		
Provider ECEM Visits	91%	Not Eligible	N/A	
Provider General Contacts	88%	Not Eligible	N/A	
Placements with Siblings	64%	Not Eligible	Not Scored	Not Scored
Placements within Legal County	19%	Not Eligible	Not Scored	Not Scored
Well-Being Sub-Total			N/A	

*Performance calculation descriptions can be found in the FY 2017 RBWO PBP Measurements and Standards Guide.

Monitoring & Outcomes: Possible Points = 0		Points Earned: N/A	
Score Before Incentives Credit			N/A
Incentives Awarded			0.00 pts
PBP Verification			N/A pts
Total Score			N/A%

Provider/Program Name: National Youth Placement Corp, Inc. - Norcross (5323) - CPA



DHS, DFCS, Office of Provider Management
Performance-Based Placement Measures
RBWO Provider GA+SCORECARD - CPA



Report Quarter: Q3 FY2018

# New Foster Homes During Quarter: 0		# Children in Care During Quarter: 0	# Placements During Quarter: 0	# Children in Care On Last Day: 0
CPA Incentive Credits	Avg Performance All CPAs (%)	Provider Performance (%)*	Possible Points (Weight)	Provider Points Earned
Early EPSDT Medical Visits		Not Eligible	2	
Early EPSDT Dental Visits		Not Eligible	2	
Permanency Contacts		None Planned	5	
Additional Academic Supports		Not Eligible	2	
Foster Hm Retention Rate (threshold = 90)		Not Eligible	2	0.00
Foster Hm Recruitment (threshold = 100)		0%	2	0.00
Active Agency Accreditation		0%	4	0.00
Staff Clinical Licensure		0%	5	0.00
Incentives Total	5.21		24	0.00
Maximum total combined incentive credit allowed is 10 points.			Incentives Awarded	0.00
*Performance calculation descriptions can be found in the FY 2017 RBWO PBP Measurements and Standards Guide.				

Child Protective Services Investigations and Dispositions

The following investigations data, which is not used for scoring but is considered significant to a provider's performance, is from Georgia SHINES and is not considered final or complete until the end of the fiscal year.

Total Reports:	0
Number Screened In:	0
Number Screened Out:	0
Number Substantiated:	0
Number Unsubstantiated:	0
Number Active CPS Investigations:	0



DHS, DFCS, Office of Provider Management
Performance-Based Placement Measures
RBWO Provider GA+SCORECARD - CPA



Report Quarter: Q3 FY2018

Provider/Program Name: Neighbor to Family - Chatham County (4960) - CPA

801 Green St., Augusta, GA 30901

Phone: 706-396-2180

Vendor ID# 89583

Quarterly Scores (Grades)

Current Quarter Score (Grade)

Q1: 92.81 (A-)

Q2: 78.40 (C+)

98.00%

Q3: 98.00 (A+)

Q4: (N/A)

(A+)

New Foster Homes During Quarter: 0

Children in Care During Quarter: 0

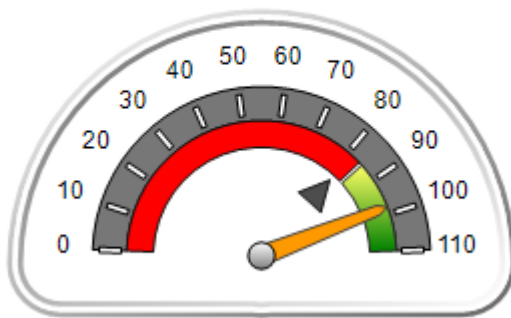
Placements During Quarter: 0

Children in Care On Last Day: 0

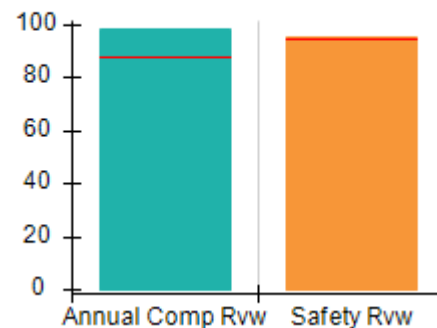
Quarterly Provider Comparisons to All CPAs

▼ — indicates average for all CPAs

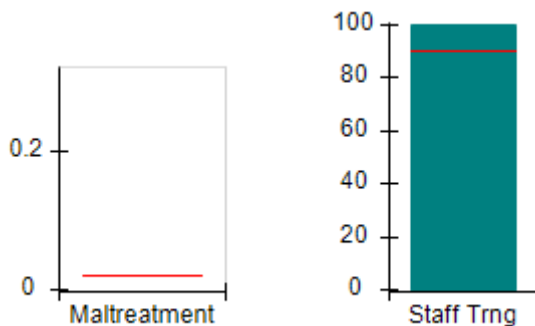
Overall Score (%)



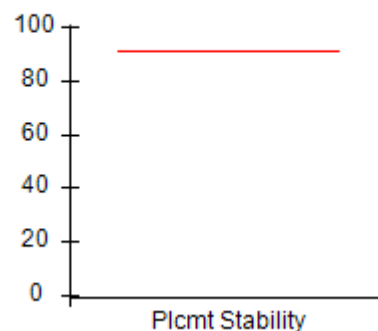
OPM Monitoring Reviews (%)



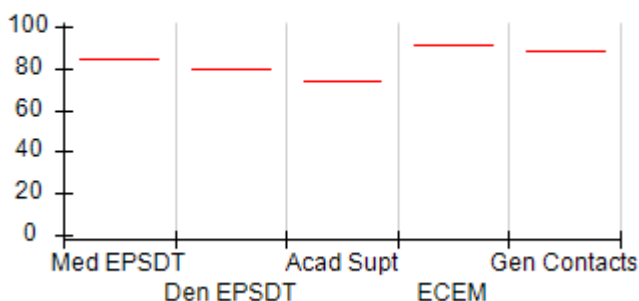
Safety Outcomes (%)



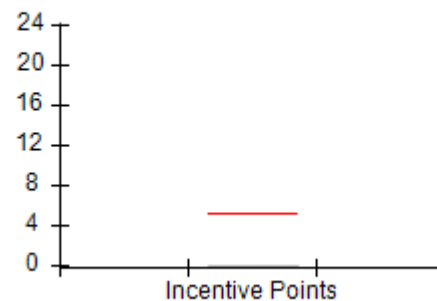
Permanency Outcomes (%)



Well-Being Outcomes (%)



Incentives Earned (Points)





DHS, DFCS, Office of Provider Management
Performance-Based Placement Measures
RBWO Provider GA+SCORECARD - CPA
Report Quarter: Q3 FY2018



Provider/Program Name: Neighbor to Family - Chatham County (4960) - CPA

801 Green St., Augusta, GA 30901 Phone: 706-396-2180 Vendor ID# 89583	Quarterly Scores (Grades)		Current Quarter Score (Grade)
	Q1: 92.81 (A-)	Q2: 78.40 (C+)	98.00%
	Q3: 98.00 (A+)	Q4: (N/A)	(A+)

# New Foster Homes During Quarter: 0	# Children in Care During Quarter: 0	# Placements During Quarter: 0	# Children in Care On Last Day: 0
--------------------------------------	--------------------------------------	--------------------------------	-----------------------------------

	Avg Performance All CPAs (%)	Provider Performance (%)*	Possible Points (Weight)	Provider Points Earned
--	-------------------------------------	----------------------------------	---------------------------------	-------------------------------

OPM Monitoring Reviews

Annual Comprehensive Reviews	88%	98%	25	24.58
Safety Reviews	94%	95%	15	14.22
Monitoring Sub-Total			40	38.80

CPA Safety Outcomes

Incidence of Maltreatment	0.02%	Not Eligible		
Staff Training	90%	100%	20	10.00
Safety Sub-Total			20	20.00

CPA Permanency Outcomes

Placement Stability	92%	Not Eligible		
Permanency Sub-Total			N/A	

CPA Well-Being Outcomes

EPSDT Medical Visits	85%	Not Eligible		
EPSDT Dental Visits	79%	Not Eligible		
Academic Supports	74%	Not Eligible		
Provider ECEM Visits	91%	Not Eligible	N/A	
Provider General Contacts	88%	Not Eligible	N/A	
Placements with Siblings	64%	Not Eligible	Not Scored	Not Scored
Placements within Legal County	19%	Not Eligible	Not Scored	Not Scored
Well-Being Sub-Total			N/A	

*Performance calculation descriptions can be found in the FY 2017 RBWO PBP Measurements and Standards Guide.

Monitoring & Outcomes: Possible Points = 60		Points Earned: 58.80	
Score Before Incentives Credit			98.00%
Incentives Awarded			0.00 pts
PBP Verification			N/A pts
Total Score			98.00%

Provider/Program Name: Neighbor to Family - Chatham County (4960) - CPA



DHS, DFCS, Office of Provider Management
Performance-Based Placement Measures
RBWO Provider GA+SCORECARD - CPA



Report Quarter: Q3 FY2018

# New Foster Homes During Quarter: 0		# Children in Care During Quarter: 0	# Placements During Quarter: 0	# Children in Care On Last Day: 0
CPA Incentive Credits	Avg Performance All CPAs (%)	Provider Performance (%)*	Possible Points (Weight)	Provider Points Earned
Early EPSDT Medical Visits		Not Eligible	2	
Early EPSDT Dental Visits		Not Eligible	2	
Permanency Contacts		None Planned	5	
Additional Academic Supports		Not Eligible	2	
Foster Hm Retention Rate (threshold = 90)		Not Eligible	2	0.00
Foster Hm Recruitment (threshold = 100)		0%	2	0.00
Active Agency Accreditation		0%	4	0.00
Staff Clinical Licensure		0%	5	0.00
Incentives Total	5.21		24	0.00
Maximum total combined incentive credit allowed is 10 points.			Incentives Awarded	0.00
*Performance calculation descriptions can be found in the FY 2017 RBWO PBP Measurements and Standards Guide.				

Child Protective Services Investigations and Dispositions

The following investigations data, which is not used for scoring but is considered significant to a provider's performance, is from Georgia SHINES and is not considered final or complete until the end of the fiscal year.

Total Reports:	0
Number Screened In:	0
Number Screened Out:	0
Number Substantiated:	0
Number Unsubstantiated:	0
Number Active CPS Investigations:	0



DHS, DFCS, Office of Provider Management
Performance-Based Placement Measures
RBWO Provider GA+SCORECARD - CPA
 Report Quarter: Q3 FY2018



Provider/Program Name: Neighbor to Family - Dekalb County (1031) - CPA

2075 West Park Place Blvd., Stone Mountain,
 GA 30087

Phone: 404-486-5831

Vendor ID# 35503

Quarterly Scores (Grades)

Q1: 95.79 (A)

Q2: 94.80 (A)

Q3: 92.80 (A-)

Q4: (N/A)

Current Quarter Score (Grade)

92.80%

(A-)

New Foster Homes During Quarter: 2

Children in Care During
 Quarter: 52

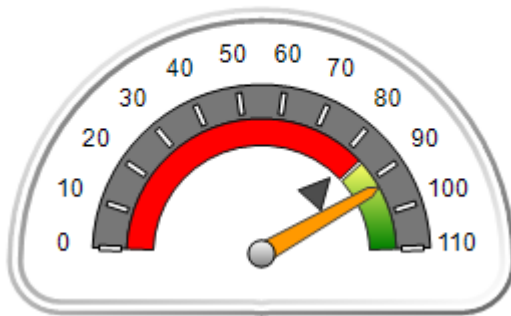
Placements During
 Quarter: 52

Children in Care On Last
 Day: 43

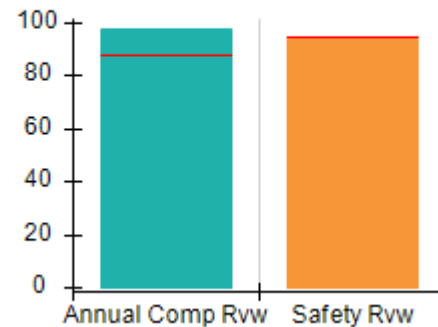
Quarterly Provider Comparisons to All CPAs

▼ — indicates average for all CPAs

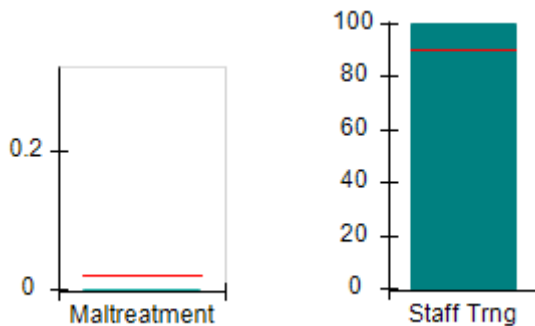
Overall Score (%)



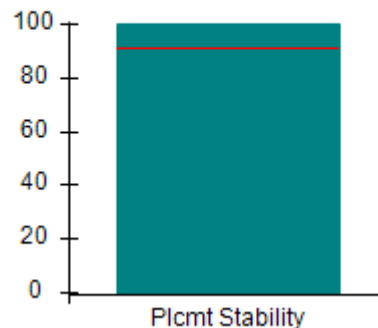
OPM Monitoring Reviews (%)



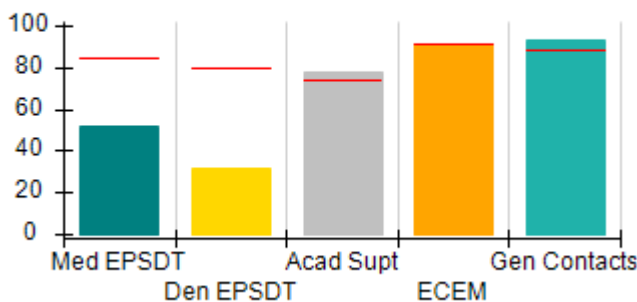
Safety Outcomes (%)



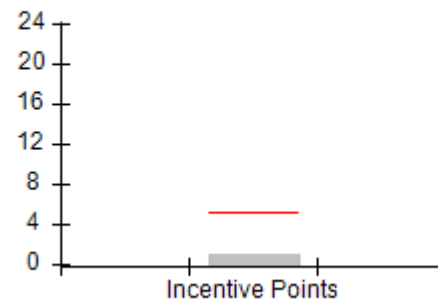
Permanency Outcomes (%)



Well-Being Outcomes (%)



Incentives Earned (Points)





DHS, DFCS, Office of Provider Management
Performance-Based Placement Measures
RBWO Provider GA+SCORECARD - CPA
Report Quarter: Q3 FY2018



Provider/Program Name: Neighbor to Family - Dekalb County (1031) - CPA

2075 West Park Place Blvd., Stone Mountain, GA 30087

Phone: 404-486-5831

Vendor ID# 35503

Quarterly Scores (Grades)

Current Quarter Score (Grade)

Q1: 95.79 (A)

Q2: 94.80 (A)

92.80%

Q3: 92.80 (A-)

Q4: (N/A)

(A-)

New Foster Homes During Quarter: 2

Children in Care During Quarter: 52

Placements During Quarter: 52

Children in Care On Last Day: 43

	Avg Performance All CPAs (%)	Provider Performance (%)*	Possible Points (Weight)	Provider Points Earned
OPM Monitoring Reviews				
Annual Comprehensive Reviews	88%	97%	25	24.28
Safety Reviews	94%	94%	15	14.10
Monitoring Sub-Total			40	38.38
CPA Safety Outcomes				
Incidence of Maltreatment	0.02%	No Substantiated Reports	10	10.00
Staff Training	90%	100%	10	5.00
Safety Sub-Total			20	20.00
CPA Permanency Outcomes				
Placement Stability	92%	100%	15	15.00
Permanency Sub-Total			15	15.00
CPA Well-Being Outcomes				
EPSDT Medical Visits	85%	52%	4	2.08
EPSDT Dental Visits	79%	32%	4	1.28
Academic Supports	74%	78%	3	2.34
Provider ECEM Visits	91%	91%	7	6.37
Provider General Contacts	88%	93%	7	6.51
Placements with Siblings	64%	66%	Not Scored	Not Scored
Placements within Legal County	19%	80%	Not Scored	Not Scored
Well-Being Sub-Total			25	18.58

*Performance calculation descriptions can be found in the FY 2017 RBWO PBP Measurements and Standards Guide.

Monitoring & Outcomes: Possible Points = 100	Points Earned: 91.96
Score Before Incentives Credit	91.96%
Incentives Awarded	0.84 pts
PBP Verification	N/A pts
Total Score	92.80%

Provider/Program Name: Neighbor to Family - Dekalb County (1031) - CPA



DHS, DFCS, Office of Provider Management
Performance-Based Placement Measures
RBWO Provider GA+SCORECARD - CPA



Report Quarter: Q3 FY2018

# New Foster Homes During Quarter: 2		# Children in Care During Quarter: 52	# Placements During Quarter: 52	# Children in Care On Last Day: 43
CPA Incentive Credits	Avg Performance All CPAs (%)	Provider Performance (%)*	Possible Points (Weight)	Provider Points Earned
Early EPSDT Medical Visits		5%	2	0.10
Early EPSDT Dental Visits		11%	2	0.22
Permanency Contacts		0%	5	0.00
Additional Academic Supports		1%	2	0.02
Foster Hm Retention Rate (threshold = 90)		57%	2	0.00
Foster Hm Recruitment (threshold = 100)		33%	2	0.00
Active Agency Accreditation		0%	4	0.00
Staff Clinical Licensure		10%	5	0.50
Incentives Total	5.21		24	0.84
Maximum total combined incentive credit allowed is 10 points.			Incentives Awarded	0.84
*Performance calculation descriptions can be found in the FY 2017 RBWO PBP Measurements and Standards Guide.				

Child Protective Services Investigations and Dispositions		
The following investigations data, which is not used for scoring but is considered significant to a provider's performance, is from Georgia SHINES and is not considered final or complete until the end of the fiscal year.		
Total Reports:	1	
Number Screened In:	1	
Number Screened Out:	0	
Number Substantiated:	0	
Number Unsubstantiated:	1	
Number Active CPS Investigations:	0	



DHS, DFCS, Office of Provider Management
Performance-Based Placement Measures
RBWO Provider GA+SCORECARD - CPA
Report Quarter: Q3 FY2018

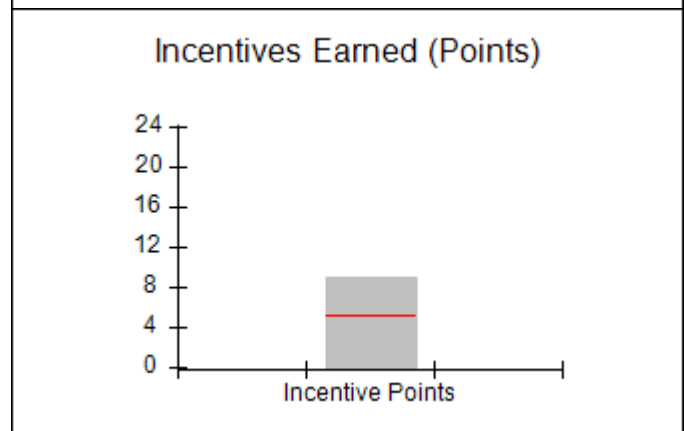
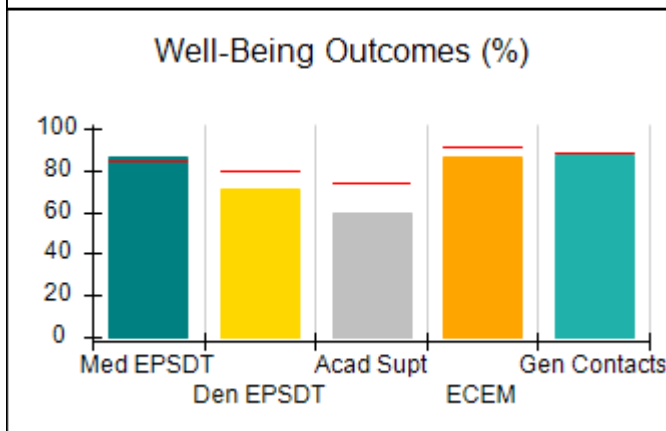
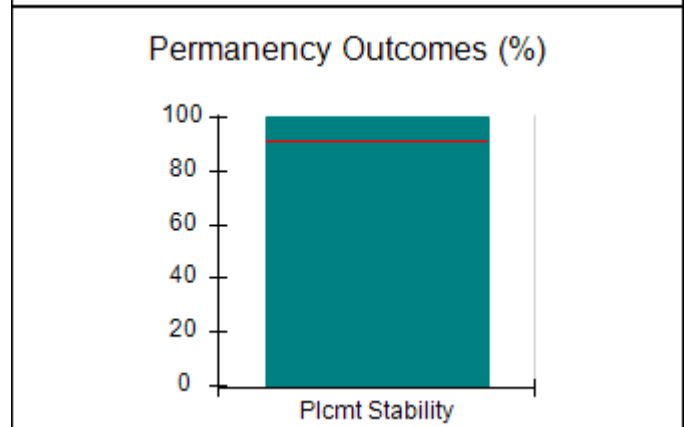
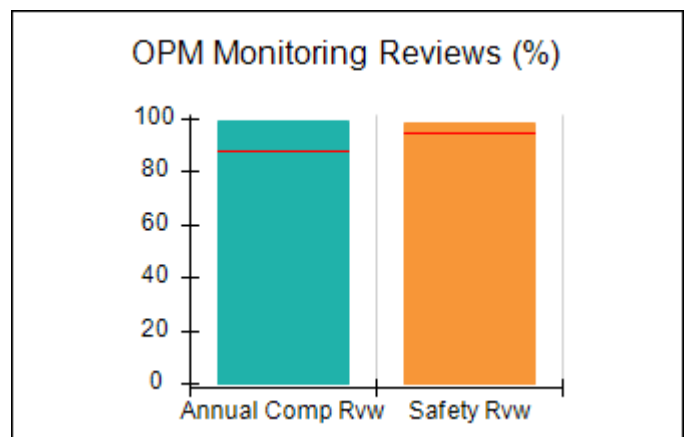
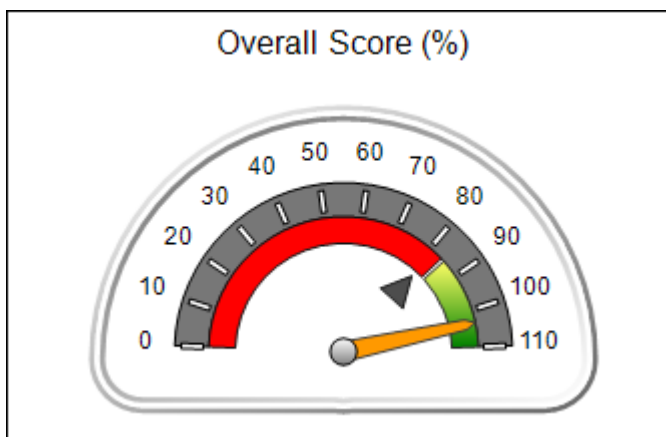


Provider/Program Name: Neighbor to Family - Douglas County (1033) - CPA

2075 W Park Pl., Stone Mountain, GA 30087 Phone: 770-465-5170 Vendor ID# 35502	Quarterly Scores (Grades)		Current Quarter Score (Grade)
	Q1: 97.52 (A+)	Q2: 104.17 (A+)	103.53% (A+)
	Q3: 103.53 (A+)	Q4: (N/A)	
# New Foster Homes During Quarter: 1	# Children in Care During Quarter: 10	# Placements During Quarter: 10	# Children in Care On Last Day: 10

Quarterly Provider Comparisons to All CPAs

▼ — indicates average for all CPAs





DHS, DFCS, Office of Provider Management
Performance-Based Placement Measures
RBWO Provider GA+SCORECARD - CPA
Report Quarter: Q3 FY2018



Provider/Program Name: Neighbor to Family - Douglas County (1033) - CPA

2075 W Park Pl., Stone Mountain, GA 30087 Phone: 770-465-5170 Vendor ID# 35502		Quarterly Scores (Grades)		Current Quarter Score (Grade)
		Q1: 97.52 (A+)	Q2: 104.17 (A+)	103.53% (A+)
		Q3: 103.53 (A+)	Q4: (N/A)	
# New Foster Homes During Quarter: 1		# Children in Care During Quarter: 10	# Placements During Quarter: 10	# Children in Care On Last Day: 10
	Avg Performance All CPAs (%)	Provider Performance (%)*	Possible Points (Weight)	Provider Points Earned
OPM Monitoring Reviews				
Annual Comprehensive Reviews	88%	99%	25	24.75
Safety Reviews	94%	98%	15	14.69
Monitoring Sub-Total			40	39.44
CPA Safety Outcomes				
Incidence of Maltreatment	0.02%	No Substantiated Reports	10	10.00
Staff Training	90%	100%	10	5.00
Safety Sub-Total			20	20.00
CPA Permanency Outcomes				
Placement Stability	92%	100%	15	15.00
Permanency Sub-Total			15	15.00
CPA Well-Being Outcomes				
EPSDT Medical Visits	85%	86%	4	3.44
EPSDT Dental Visits	79%	71%	4	2.84
Academic Supports	74%	60%	3	1.80
Provider ECEM Visits	91%	86%	7	6.02
Provider General Contacts	88%	87%	7	6.09
Placements with Siblings	64%	Not Eligible	Not Scored	Not Scored
Placements within Legal County	19%	40%	Not Scored	Not Scored
Well-Being Sub-Total			25	20.19

*Performance calculation descriptions can be found in the FY 2017 RBWO PBP Measurements and Standards Guide.

Monitoring & Outcomes: Possible Points = 100	Points Earned: 94.63
Score Before Incentives Credit	94.63%
Incentives Awarded	8.90 pts
PBP Verification	N/A pts
Total Score	103.53%

Provider/Program Name: Neighbor to Family - Douglas County (1033) - CPA



DHS, DFCS, Office of Provider Management
Performance-Based Placement Measures
RBWO Provider GA+SCORECARD - CPA



Report Quarter: Q3 FY2018

# New Foster Homes During Quarter: 1		# Children in Care During Quarter: 10	# Placements During Quarter: 10	# Children in Care On Last Day: 10
CPA Incentive Credits	Avg Performance All CPAs (%)	Provider Performance (%)*	Possible Points (Weight)	Provider Points Earned
Early EPSDT Medical Visits		75%	2	1.50
Early EPSDT Dental Visits		75%	2	1.50
Permanency Contacts		100%	5	5.00
Additional Academic Supports		20%	2	0.40
Foster Hm Retention Rate (threshold = 90)		67%	2	0.00
Foster Hm Recruitment (threshold = 100)		0%	2	0.00
Active Agency Accreditation		0%	4	0.00
Staff Clinical Licensure		10%	5	0.50
Incentives Total	5.21		24	8.90
Maximum total combined incentive credit allowed is 10 points.			Incentives Awarded	8.90
*Performance calculation descriptions can be found in the FY 2017 RBWO PBP Measurements and Standards Guide.				

Child Protective Services Investigations and Dispositions

The following investigations data, which is not used for scoring but is considered significant to a provider's performance, is from Georgia SHINES and is not considered final or complete until the end of the fiscal year.

Total Reports:	0	
Number Screened In:	0	
Number Screened Out:	0	
Number Substantiated:	0	
Number Unsubstantiated:	0	
Number Active CPS Investigations:	0	



DHS, DFCS, Office of Provider Management
Performance-Based Placement Measures
RBWO Provider GA+SCORECARD - CPA
Report Quarter: Q3 FY2018



Provider/Program Name: Neighbor to Family - Fulton County (774) - CPA

2075 West Park Place Blvd., Stone Mountain,
GA 30087

Phone: 404-315-0100

Vendor ID# 35505

Quarterly Scores (Grades)

Q1: 94.90 (A)

Q2: 93.64 (A-)

Q3: 94.80 (A)

Q4: (N/A)

**Current Quarter Score
(Grade)**

94.80%

(A)

New Foster Homes During Quarter: 0

Children in Care During
Quarter: 32

Placements During
Quarter: 32

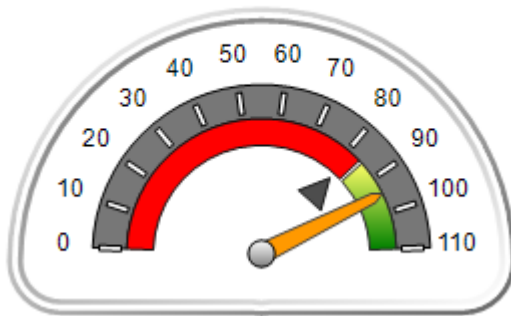
Children in Care On Last
Day: 28

Quarterly Provider Comparisons to All CPAs

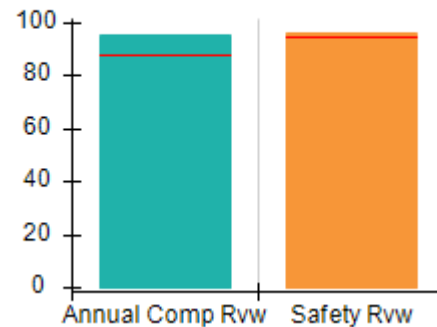


indicates average for all CPAs

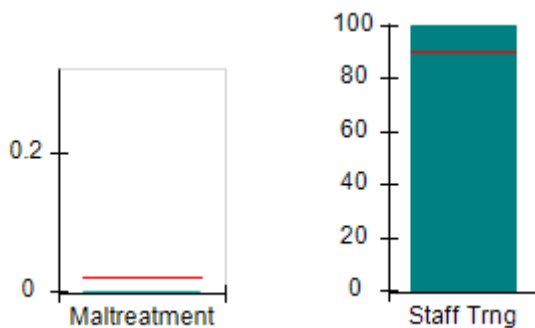
Overall Score (%)



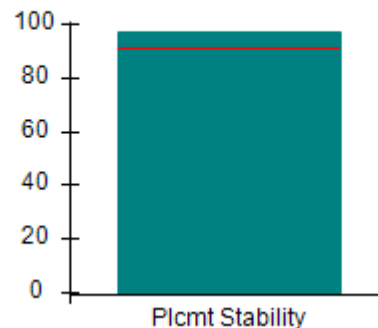
OPM Monitoring Reviews (%)



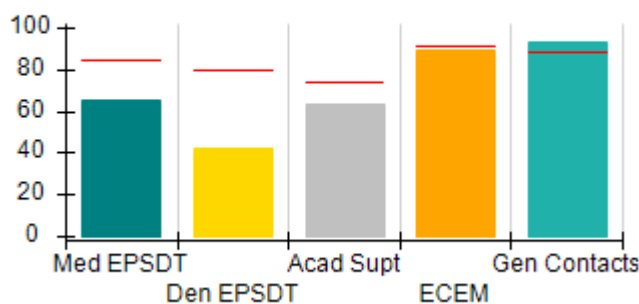
Safety Outcomes (%)



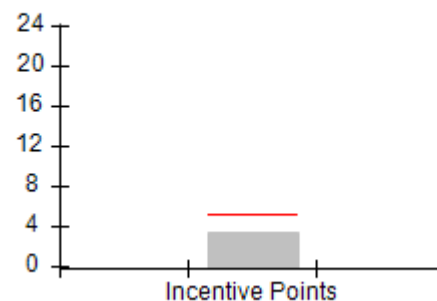
Permanency Outcomes (%)



Well-Being Outcomes (%)



Incentives Earned (Points)





DHS, DFCS, Office of Provider Management
Performance-Based Placement Measures
RBWO Provider GA+SCORECARD - CPA
Report Quarter: Q3 FY2018



Provider/Program Name: Neighbor to Family - Fulton County (774) - CPA

2075 West Park Place Blvd., Stone Mountain, GA 30087

Phone: 404-315-0100

Vendor ID# 35505

Quarterly Scores (Grades)

Current Quarter Score (Grade)

Q1: 94.90 (A)

Q2: 93.64 (A-)

94.80%

Q3: 94.80 (A)

Q4: (N/A)

(A)

New Foster Homes During Quarter: 0

Children in Care During Quarter: 32

Placements During Quarter: 32

Children in Care On Last Day: 28

Avg Performance All CPAs (%)

Provider Performance (%)*

Possible Points (Weight)

Provider Points Earned

OPM Monitoring Reviews

Annual Comprehensive Reviews	88%	95%	25	23.73
Safety Reviews	94%	96%	15	14.37
Monitoring Sub-Total			40	38.10

CPA Safety Outcomes

Incidence of Maltreatment	0.02%	No Substantiated Reports	10	10.00
Staff Training	90%	100%	10	5.00
Safety Sub-Total			20	20.00

CPA Permanency Outcomes

Placement Stability	92%	97%	15	14.55
Permanency Sub-Total			15	14.55

CPA Well-Being Outcomes

EPSDT Medical Visits	85%	65%	4	2.60
EPSDT Dental Visits	79%	42%	4	1.68
Academic Supports	74%	63%	3	1.89
Provider ECEM Visits	91%	89%	7	6.23
Provider General Contacts	88%	93%	7	6.51
Placements with Siblings	64%	7%	Not Scored	Not Scored
Placements within Legal County	19%	18%	Not Scored	Not Scored
Well-Being Sub-Total			25	18.91

*Performance calculation descriptions can be found in the FY 2017 RBWO PBP Measurements and Standards Guide.

Monitoring & Outcomes: Possible Points = 100

Points Earned: 91.56

Score Before Incentives Credit

91.56%

Incentives Awarded

3.24 pts

PBP Verification

N/A pts

Total Score

94.80%

Provider/Program Name: Neighbor to Family - Fulton County (774) - CPA



DHS, DFCS, Office of Provider Management
Performance-Based Placement Measures
RBWO Provider GA+SCORECARD - CPA



Report Quarter: Q3 FY2018

# New Foster Homes During Quarter: 0		# Children in Care During Quarter: 32	# Placements During Quarter: 32	# Children in Care On Last Day: 28
CPA Incentive Credits	Avg Performance All CPAs (%)	Provider Performance (%)*	Possible Points (Weight)	Provider Points Earned
Early EPSDT Medical Visits		20%	2	0.40
Early EPSDT Dental Visits		17%	2	0.34
Permanency Contacts		0%	5	0.00
Additional Academic Supports		0%	2	0.00
Foster Hm Retention Rate (threshold = 90)		91%	2	2.00
Foster Hm Recruitment (threshold = 100)		0%	2	0.00
Active Agency Accreditation		0%	4	0.00
Staff Clinical Licensure		10%	5	0.50
Incentives Total	5.21		24	3.24
Maximum total combined incentive credit allowed is 10 points.			Incentives Awarded	3.24
*Performance calculation descriptions can be found in the FY 2017 RBWO PBP Measurements and Standards Guide.				

Child Protective Services Investigations and Dispositions

The following investigations data, which is not used for scoring but is considered significant to a provider's performance, is from Georgia SHINES and is not considered final or complete until the end of the fiscal year.

Total Reports:	0	
Number Screened In:	0	
Number Screened Out:	0	
Number Substantiated:	0	
Number Unsubstantiated:	0	
Number Active CPS Investigations:	0	



DHS, DFCS, Office of Provider Management
Performance-Based Placement Measures
RBWO Provider GA+SCORECARD - CPA
Report Quarter: Q3 FY2018



Provider/Program Name: Neighbor to Family - Gwinnett County (1032) - CPA

2075 W Park Pl., Stone Mountain, GA 30087

Phone: 770-465-5170

Vendor ID# 35504

Quarterly Scores (Grades)

Q1: 99.00 (A+)

Q2: 94.62 (A)

Q3: 95.85 (A)

Q4: (N/A)

Current Quarter Score (Grade)

95.85%

(A)

New Foster Homes During Quarter: 0

Children in Care During Quarter: 44

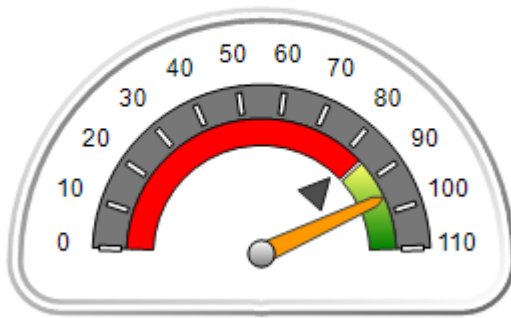
Placements During Quarter: 44

Children in Care On Last Day: 29

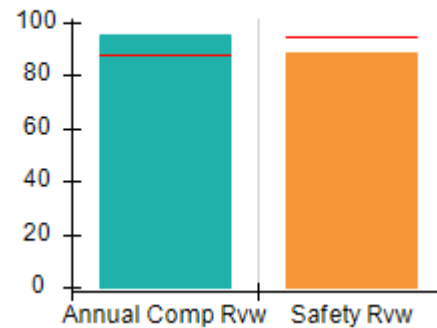
Quarterly Provider Comparisons to All CPAs

▼ — indicates average for all CPAs

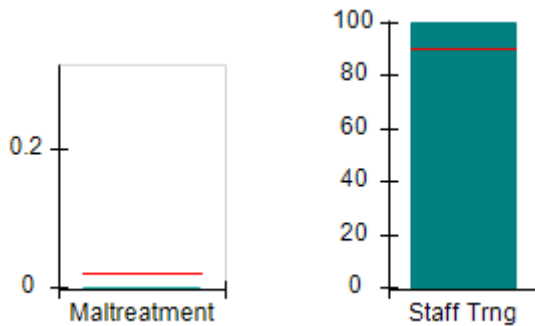
Overall Score (%)



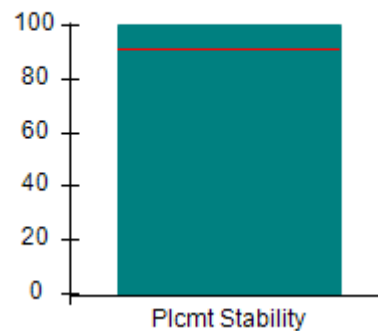
OPM Monitoring Reviews (%)



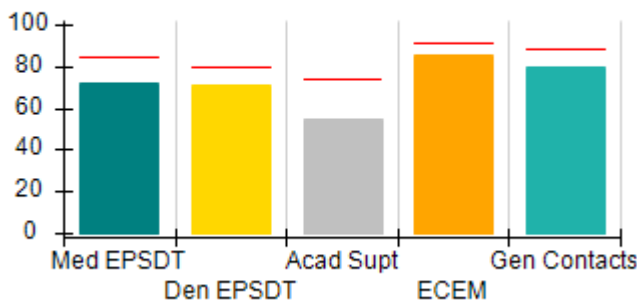
Safety Outcomes (%)



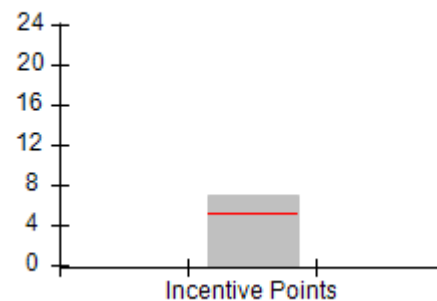
Permanency Outcomes (%)



Well-Being Outcomes (%)



Incentives Earned (Points)





DHS, DFCS, Office of Provider Management
Performance-Based Placement Measures
RBWO Provider GA+SCORECARD - CPA
Report Quarter: Q3 FY2018



Provider/Program Name: Neighbor to Family - Gwinnett County (1032) - CPA

2075 W Park Pl., Stone Mountain, GA 30087		Quarterly Scores (Grades)		Current Quarter Score (Grade)
Phone: 770-465-5170		Q1: 99.00 (A+)	Q2: 94.62 (A)	95.85%
Vendor ID# 35504		Q3: 95.85 (A)	Q4: (N/A)	(A)
# New Foster Homes During Quarter: 0		# Children in Care During Quarter: 44	# Placements During Quarter: 44	# Children in Care On Last Day: 29
	Avg Performance All CPAs (%)	Provider Performance (%)*	Possible Points (Weight)	Provider Points Earned
OPM Monitoring Reviews				
Annual Comprehensive Reviews	88%	95%	25	23.72
Safety Reviews	94%	88%	15	13.25
Monitoring Sub-Total			40	36.97
CPA Safety Outcomes				
Incidence of Maltreatment	0.02%	No Substantiated Reports	10	10.00
Staff Training	90%	100%	10	5.00
Safety Sub-Total			20	20.00
CPA Permanency Outcomes				
Placement Stability	92%	100%	15	15.00
Permanency Sub-Total			15	15.00
CPA Well-Being Outcomes				
EPSDT Medical Visits	85%	72%	4	2.88
EPSDT Dental Visits	79%	71%	4	2.84
Academic Supports	74%	55%	3	1.65
Provider ECEM Visits	91%	85%	7	5.95
Provider General Contacts	88%	80%	7	5.60
Placements with Siblings	64%	100%	Not Scored	Not Scored
Placements within Legal County	19%	0%	Not Scored	Not Scored
Well-Being Sub-Total			25	18.92

*Performance calculation descriptions can be found in the FY 2017 RBWO PBP Measurements and Standards Guide.

Monitoring & Outcomes: Possible Points = 100	Points Earned: 90.89
Score Before Incentives Credit	90.89%
Incentives Awarded	6.96 pts
PBP Verification	-2.00 pts
Total Score	95.85%

Provider/Program Name: Neighbor to Family - Gwinnett County (1032) - CPA



DHS, DFCS, Office of Provider Management
Performance-Based Placement Measures
RBWO Provider GA+SCORECARD - CPA



Report Quarter: Q3 FY2018

# New Foster Homes During Quarter: 0		# Children in Care During Quarter: 44	# Placements During Quarter: 44	# Children in Care On Last Day: 29
CPA Incentive Credits	Avg Performance All CPAs (%)	Provider Performance (%)*	Possible Points (Weight)	Provider Points Earned
Early EPSDT Medical Visits		64%	2	1.28
Early EPSDT Dental Visits		61%	2	1.22
Permanency Contacts		38%	5	1.90
Additional Academic Supports		3%	2	0.06
Foster Hm Retention Rate (threshold = 90)		91%	2	2.00
Foster Hm Recruitment (threshold = 100)		0%	2	0.00
Active Agency Accreditation		0%	4	0.00
Staff Clinical Licensure		10%	5	0.50
Incentives Total	5.21		24	6.96
Maximum total combined incentive credit allowed is 10 points.			Incentives Awarded	6.96
*Performance calculation descriptions can be found in the FY 2017 RBWO PBP Measurements and Standards Guide.				

Child Protective Services Investigations and Dispositions		
The following investigations data, which is not used for scoring but is considered significant to a provider's performance, is from Georgia SHINES and is not considered final or complete until the end of the fiscal year.		
Total Reports:	0	
Number Screened In:	0	
Number Screened Out:	0	
Number Substantiated:	0	
Number Unsubstantiated:	1	
Number Active CPS Investigations:	-1	



DHS, DFCS, Office of Provider Management
Performance-Based Placement Measures
RBWO Provider GA+SCORECARD - CPA
Report Quarter: Q3 FY2018



Provider/Program Name: Neighbor to Family - Henry County (1035) - CPA

3000 Corporate Center Drive, Morrow, GA 30260

Phone: 678-422-9770

Vendor ID# 62038

Quarterly Scores (Grades)

Q1: 94.10 (A)

Q2: 95.51 (A)

Q3: 100.12 (A+)

Q4: (N/A)

Current Quarter Score (Grade)

100.12%

(A+)

New Foster Homes During Quarter: 1

Children in Care During Quarter: 19

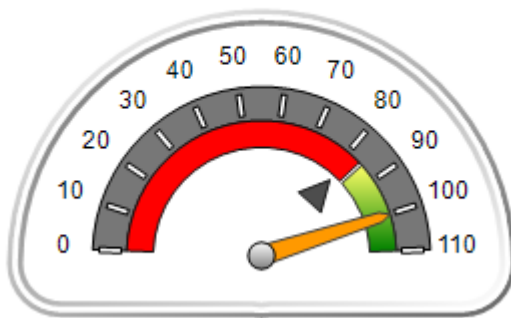
Placements During Quarter: 19

Children in Care On Last Day: 16

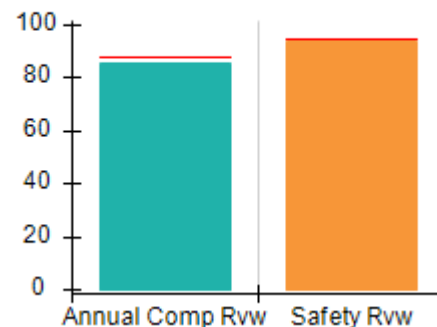
Quarterly Provider Comparisons to All CPAs

▼ — indicates average for all CPAs

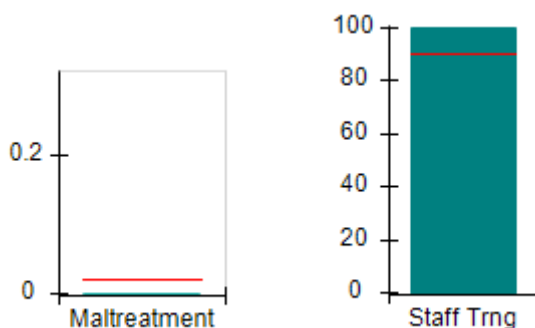
Overall Score (%)



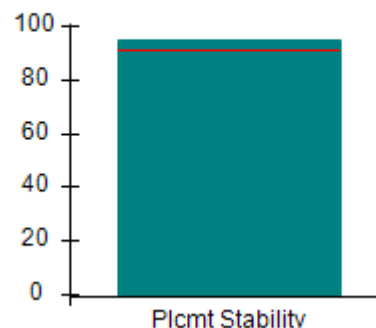
OPM Monitoring Reviews (%)



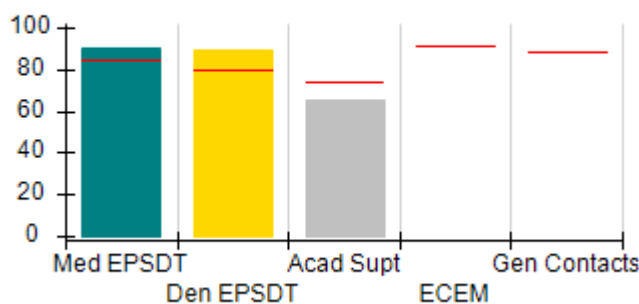
Safety Outcomes (%)



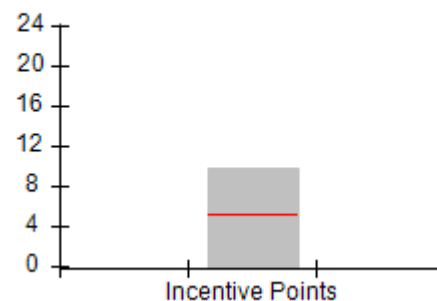
Permanency Outcomes (%)



Well-Being Outcomes (%)



Incentives Earned (Points)





DHS, DFCS, Office of Provider Management
Performance-Based Placement Measures
RBWO Provider GA+SCORECARD - CPA
Report Quarter: Q3 FY2018



Provider/Program Name: Neighbor to Family - Henry County (1035) - CPA

3000 Corporate Center Drive, Morrow, GA 30260 Phone: 678-422-9770 Vendor ID# 62038		Quarterly Scores (Grades)		Current Quarter Score (Grade)
		Q1: 94.10 (A)	Q2: 95.51 (A)	100.12%
		Q3: 100.12 (A+)	Q4: (N/A)	(A+)
# New Foster Homes During Quarter: 1		# Children in Care During Quarter: 19	# Placements During Quarter: 19	# Children in Care On Last Day: 16
	Avg Performance All CPAs (%)	Provider Performance (%)*	Possible Points (Weight)	Provider Points Earned
OPM Monitoring Reviews				
Annual Comprehensive Reviews	88%	85%	25	21.33
Safety Reviews	94%	94%	15	14.05
Monitoring Sub-Total			40	35.38
CPA Safety Outcomes				
Incidence of Maltreatment	0.02%	No Substantiated Reports	10	10.00
Staff Training	90%	100%	10	5.00
Safety Sub-Total			20	20.00
CPA Permanency Outcomes				
Placement Stability	92%	95%	15	14.25
Permanency Sub-Total			15	14.25
CPA Well-Being Outcomes				
EPSDT Medical Visits	85%	90%	9.1	8.17
EPSDT Dental Visits	79%	89%	9.1	8.08
Academic Supports	74%	65%	6.8	4.43
Provider ECEM Visits	91%	Not Eligible	N/A	
Provider General Contacts	88%	Not Eligible	N/A	
Placements with Siblings	64%	Not Eligible	Not Scored	Not Scored
Placements within Legal County	19%	0%	Not Scored	Not Scored
Well-Being Sub-Total			25	20.68

*Performance calculation descriptions can be found in the FY 2017 RBWO PBP Measurements and Standards Guide.

Monitoring & Outcomes: Possible Points = 100		Points Earned: 90.31	
Score Before Incentives Credit			90.31%
Incentives Awarded			9.81 pts
PBP Verification			N/A pts
Total Score			100.12%

Provider/Program Name: Neighbor to Family - Henry County (1035) - CPA



DHS, DFCS, Office of Provider Management
Performance-Based Placement Measures
RBWO Provider GA+SCORECARD - CPA



Report Quarter: Q3 FY2018

# New Foster Homes During Quarter: 1		# Children in Care During Quarter: 19	# Placements During Quarter: 19	# Children in Care On Last Day: 16
CPA Incentive Credits	Avg Performance All CPAs (%)	Provider Performance (%)*	Possible Points (Weight)	Provider Points Earned
Early EPSDT Medical Visits		100%	2	2.00
Early EPSDT Dental Visits		83%	2	1.66
Permanency Contacts		33%	5	1.65
Additional Academic Supports		0%	2	0.00
Foster Hm Retention Rate (threshold = 90)		100%	2	2.00
Foster Hm Recruitment (threshold = 100)		100%	2	2.00
Active Agency Accreditation		0%	4	0.00
Staff Clinical Licensure		10%	5	0.50
Incentives Total	5.21		24	9.81
Maximum total combined incentive credit allowed is 10 points.			Incentives Awarded	9.81
*Performance calculation descriptions can be found in the FY 2017 RBWO PBP Measurements and Standards Guide.				

Child Protective Services Investigations and Dispositions

The following investigations data, which is not used for scoring but is considered significant to a provider's performance, is from Georgia SHINES and is not considered final or complete until the end of the fiscal year.

Total Reports:	0	
Number Screened In:	0	
Number Screened Out:	0	
Number Substantiated:	0	
Number Unsubstantiated:	0	
Number Active CPS Investigations:	0	



DHS, DFCS, Office of Provider Management
Performance-Based Placement Measures
RBWO Provider GA+SCORECARD - CPA
Report Quarter: Q3 FY2018

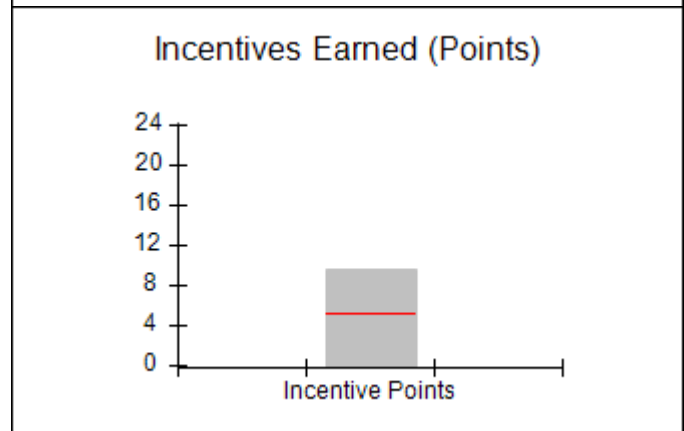
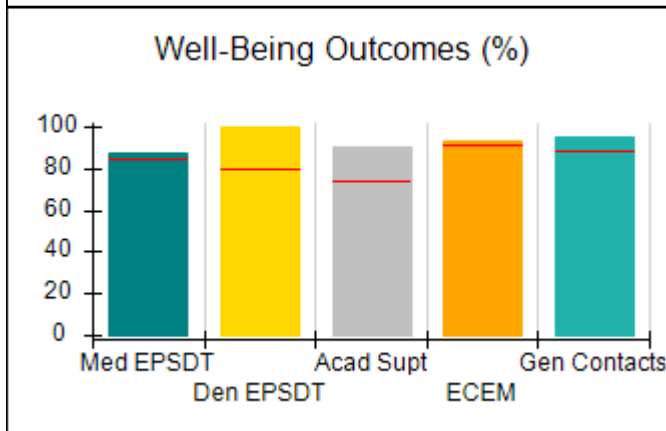
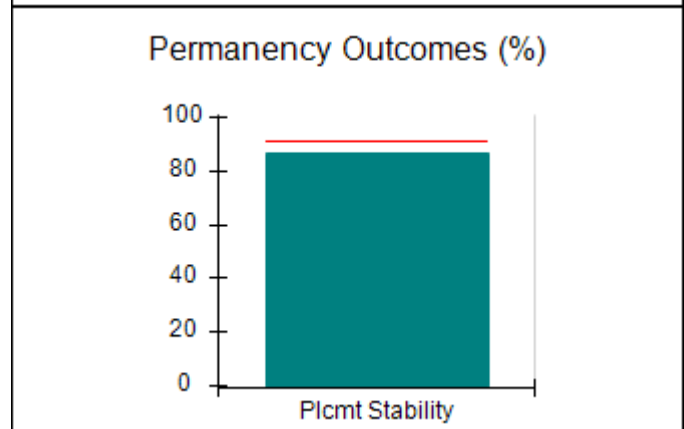
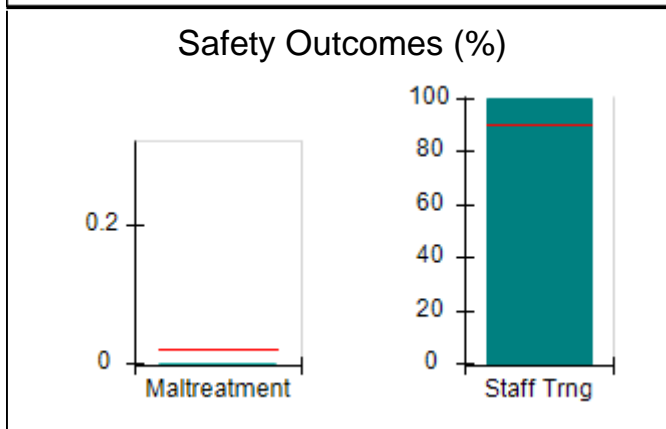
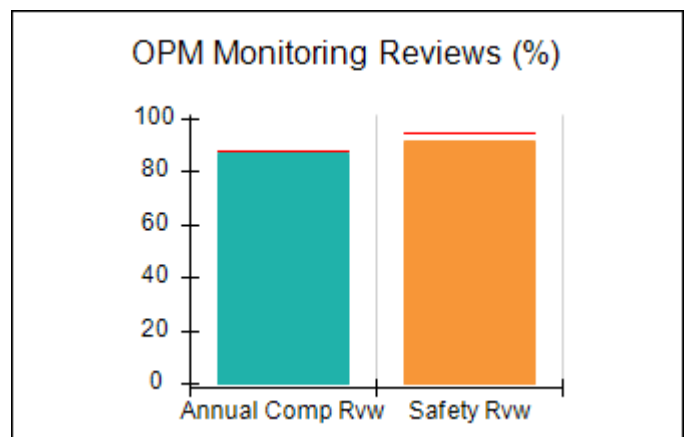
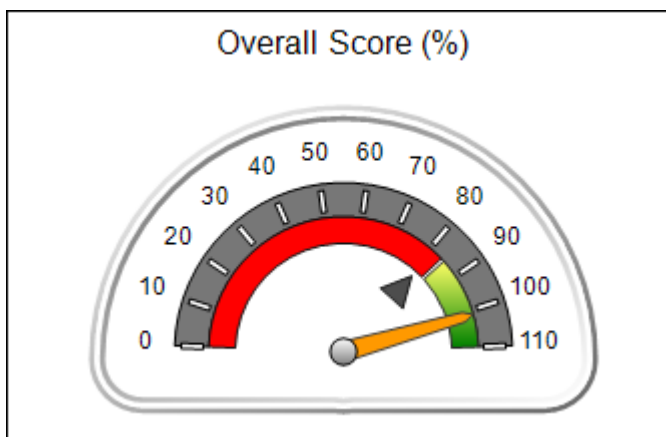


Provider/Program Name: Neighbor to Family - Richmond County (1034) - CPA

1226 Augusta West Pkwy, Augusta, GA 30909 Phone: 706-396-2180 Vendor ID# 35506	Quarterly Scores (Grades)		Current Quarter Score (Grade)
	Q1: 87.02 (B+)	Q2: 99.51 (A+)	101.27% (A+)
	Q3: 101.27 (A+)	Q4: (N/A)	
# New Foster Homes During Quarter: 3	# Children in Care During Quarter: 47	# Placements During Quarter: 52	# Children in Care On Last Day: 33

Quarterly Provider Comparisons to All CPAs

▼ — indicates average for all CPAs





DHS, DFCS, Office of Provider Management
Performance-Based Placement Measures
RBWO Provider GA+SCORECARD - CPA
Report Quarter: Q3 FY2018



Provider/Program Name: Neighbor to Family - Richmond County (1034) - CPA

1226 Augusta West Pkwy, Augusta, GA 30909		Quarterly Scores (Grades)		Current Quarter Score (Grade)
Phone: 706-396-2180		Q1: 87.02 (B+)	Q2: 99.51 (A+)	101.27% (A+)
Vendor ID# 35506		Q3: 101.27 (A+)	Q4: (N/A)	
# New Foster Homes During Quarter: 3		# Children in Care During Quarter: 47	# Placements During Quarter: 52	# Children in Care On Last Day: 33
	Avg Performance All CPAs (%)	Provider Performance (%)*	Possible Points (Weight)	Provider Points Earned
OPM Monitoring Reviews				
Annual Comprehensive Reviews	88%	87%	25	21.64
Safety Reviews	94%	91%	15	13.70
Monitoring Sub-Total			40	35.34
CPA Safety Outcomes				
Incidence of Maltreatment	0.02%	No Substantiated Reports	10	10.00
Staff Training	90%	100%	10	5.00
Safety Sub-Total			20	20.00
CPA Permanency Outcomes				
Placement Stability	92%	87%	15	13.05
Permanency Sub-Total			15	13.05
CPA Well-Being Outcomes				
EPSDT Medical Visits	85%	87%	4	3.48
EPSDT Dental Visits	79%	100%	4	4.00
Academic Supports	74%	90%	3	2.70
Provider ECEM Visits	91%	93%	7	6.51
Provider General Contacts	88%	95%	7	6.65
Placements with Siblings	64%	90%	Not Scored	Not Scored
Placements within Legal County	19%	27%	Not Scored	Not Scored
Well-Being Sub-Total			25	23.34

*Performance calculation descriptions can be found in the FY 2017 RBWO PBP Measurements and Standards Guide.

Monitoring & Outcomes: Possible Points = 100	Points Earned: 91.73
Score Before Incentives Credit	91.73%
Incentives Awarded	9.54 pts
PBP Verification	N/A pts
Total Score	101.27%

Provider/Program Name: Neighbor to Family - Richmond County (1034) - CPA



DHS, DFCS, Office of Provider Management
Performance-Based Placement Measures
RBWO Provider GA+SCORECARD - CPA



Report Quarter: Q3 FY2018

# New Foster Homes During Quarter: 3		# Children in Care During Quarter: 47	# Placements During Quarter: 52	# Children in Care On Last Day: 33
CPA Incentive Credits	Avg Performance All CPAs (%)	Provider Performance (%)*	Possible Points (Weight)	Provider Points Earned
Early EPSDT Medical Visits		100%	2	2.00
Early EPSDT Dental Visits		100%	2	2.00
Permanency Contacts		0%	5	0.00
Additional Academic Supports		77%	2	1.54
Foster Hm Retention Rate (threshold = 90)		100%	2	2.00
Foster Hm Recruitment (threshold = 100)		200%	2	2.00
Active Agency Accreditation		0%	4	0.00
Staff Clinical Licensure		0%	5	0.00
Incentives Total	5.21		24	9.54
Maximum total combined incentive credit allowed is 10 points.			Incentives Awarded	9.54
*Performance calculation descriptions can be found in the FY 2017 RBWO PBP Measurements and Standards Guide.				

Child Protective Services Investigations and Dispositions

The following investigations data, which is not used for scoring but is considered significant to a provider's performance, is from Georgia SHINES and is not considered final or complete until the end of the fiscal year.

Total Reports:	0	
Number Screened In:	0	
Number Screened Out:	0	
Number Substantiated:	0	
Number Unsubstantiated:	0	
Number Active CPS Investigations:	0	

**Performance-Based Placement Measures**
RBWO Provider GA+SCORECARD - CPA

Report Quarter: Q3 FY2018

Provider/Program Name: New Beginnings, Life Changing Network, Inc. - (979) - CPA

50 Hurt Plaza , Atlanta, GA 30303

Phone: 404-298-0888

Vendor ID# 40080

Quarterly Scores (Grades)**Current Quarter Score (Grade)**

Q1: 74.65 (C)

Q2: 83.82 (B-)

79.36%

Q3: 79.36 (C+)

Q4: N/A

(C+)

New Foster Homes During Quarter: 0

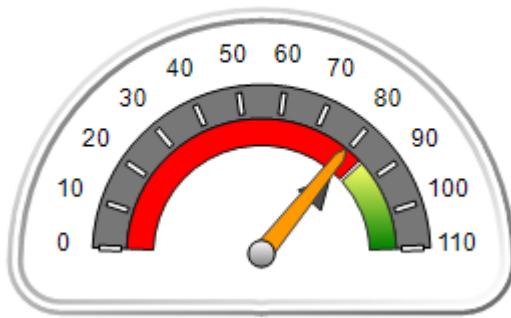
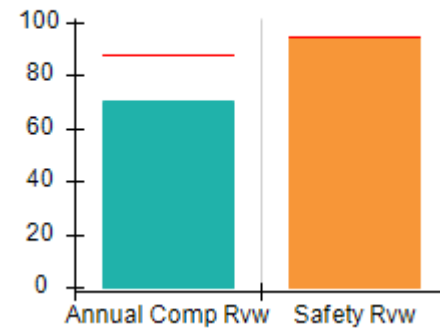
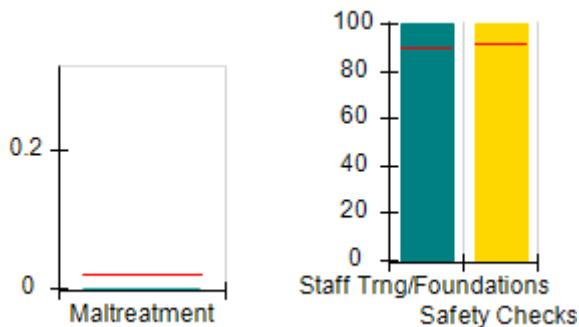
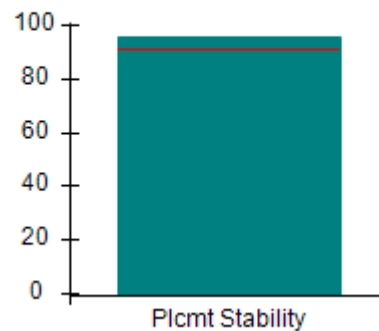
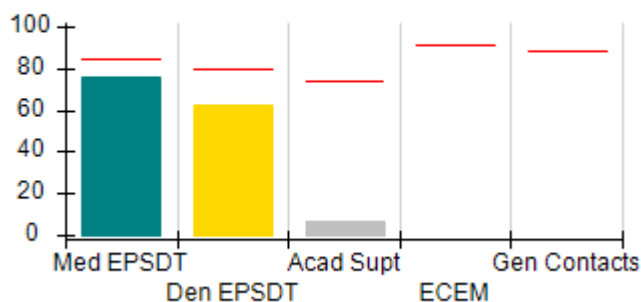
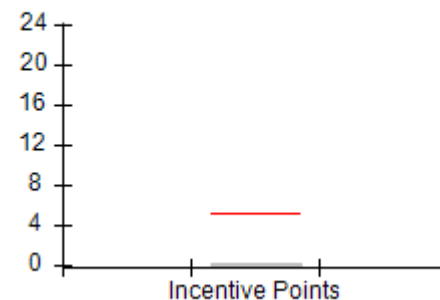
Children in Care During Quarter: 68

Placements During Quarter: 68

Children in Care On Last Day: 60

Quarterly Provider Comparisons to All CPAs

indicates average for all CPAs

Overall Score (%)**OPM Monitoring Reviews (%)****Safety Outcomes (%)****Permanency Outcomes (%)****Well-Being Outcomes (%)****Incentives Earned (Points)**



Performance-Based Placement Measures

RBWO Provider GA+SCORECARD - CPA

Report Quarter: Q3 FY2018

Provider/Program Name: New Beginnings, Life Changing Network, Inc. - (979) - CPA

50 Hurt Plaza , Atlanta, GA 30303

Phone: 404-298-0888

Vendor ID# 40080

Quarterly Scores (Grades)**Current Quarter Score (Grade)**

Q1: 74.65 (C)

Q2: 83.82 (B-)

79.36%

Q3: 79.36 (C+)

Q4: N/A

(C+)

New Foster Homes During Quarter: 0

Children in Care During Quarter: 68

Placements During Quarter: 68

Children in Care On Last Day: 60

Avg
Performance All
CPAs (%)Provider
Performance (%)*Possible Points
(Weight)Provider Points
Earned**OPM Monitoring Reviews**

Annual Comprehensive Reviews	88%	71%	25	17.63
Safety Reviews	94%	94%	15	14.15
Monitoring Sub-Total			40	31.77

CPA Safety Outcomes

Incidence of Maltreatment	0.02%	No Substantiated Reports	10	10.00
Staff Training	90%	100%	5	5.00
Staff Safety Checks	92%	100%	5	5.00
Safety Sub-Total			20	20.00

CPA Permanency Outcomes

Placement Stability	92%	96%	15	14.40
Permanency Sub-Total			15	14.40

CPA Well-Being Outcomes

EPSDT Medical Visits	85%	76%	9.1	6.90
EPSDT Dental Visits	79%	62%	9.1	5.63
Academic Supports	74%	7%	6.8	0.48
Provider ECEM Visits	91%	Not Eligible	N/A	
Provider General Contacts	88%	Not Eligible	N/A	
Placements with Siblings	64%	86%	Not Scored	Not Scored
Placements within Legal County	19%	0%	Not Scored	Not Scored
Well-Being Sub-Total			25	13.01

*Performance calculation descriptions can be found in the FY 2018 RBWO PBP Measurements and Standards Guide.

Monitoring & Outcomes: Possible Points = 100**Points Earned: 79.18****Score Before Incentives Credit****79.18%****Incentives Awarded****0.18 pts****PBP Verification****N/A pts****Total Score****79.36%**

**Performance-Based Placement Measures**
RBWO Provider GA+SCORECARD - CPA

Report Quarter: Q3 FY2018

Provider/Program Name: New Beginnings, Life Changing Network, Inc. - (979) - CPA

# New Foster Homes During Quarter: 0		# Children in Care During Quarter: 68	# Placements During Quarter: 68	# Children in Care On Last Day: 60
CPA Incentive Credits	Avg Performance All CPAs (%)	Provider Performance (%)*	Possible Points (Weight)	Provider Points Earned
Early EPSDT Medical Visits		7%	2	0.14
Early EPSDT Dental Visits		0%	2	0.00
Permanency Contacts		0%	5	0.00
Additional Academic Supports		2%	2	0.04
Foster Hm Retention Rate (threshold = 90)		87%	2	0.00
Foster Hm Recruitment (threshold = 100)		0%	2	0.00
Active Agency Accreditation		0%	4	0.00
Staff Clinical Licensure		0%	5	0.00
Incentives Total	5.21		24	0.18
Maximum total combined incentive credit allowed is 10 points.			Incentives Awarded	0.18
*Performance calculation descriptions can be found in the FY 2018 RBWO PBP Measurements and Standards Guide.				

Child Protective Services Investigations and Dispositions

The following investigations data, which is not used for scoring but is considered significant to a provider's performance, is from Georgia SHINES and is not considered final or complete until the end of the fiscal year.

Total Reports:	1
Number Screened In:	1
Number Screened Out:	0
Number Substantiated:	0
Number Unsubstantiated:	0
Number Active CPS Investigations:	1



DHS, DFCS, Office of Provider Management
Performance-Based Placement Measures
RBWO Provider GA+SCORECARD - CPA



Report Quarter: Q3 FY2018

Provider/Program Name: New Horizons Community Services Board - New Horizons (877) - CPA

2100 Comer Ave., Columbus, GA 31904 Phone: 706-596-55 et 5733 Vendor ID# 35508	Quarterly Scores (Grades)		Current Quarter Score (Grade)
	Q1: 72.34 (C-)	Q2: 93.53 (A-)	93.09% (A-)
	Q3: 93.09 (A-)	Q4: (N/A)	
# New Foster Homes During Quarter: 0	# Children in Care During Quarter: 12	# Placements During Quarter: 12	# Children in Care On Last Day: 11

Quarterly Provider Comparisons to All CPAs

▼ — indicates average for all CPAs





DHS, DFCS, Office of Provider Management
Performance-Based Placement Measures
RBWO Provider GA+SCORECARD - CPA



Report Quarter: Q3 FY2018

Provider/Program Name: New Horizons Community Services Board - New Horizons (877) - CPA

2100 Comer Ave., Columbus, GA 31904 Phone: 706-596-55 et 5733 Vendor ID# 35508		Quarterly Scores (Grades)		Current Quarter Score (Grade)
		Q1: 72.34 (C-)	Q2: 93.53 (A-)	93.09%
		Q3: 93.09 (A-)	Q4: (N/A)	(A-)
# New Foster Homes During Quarter: 0		# Children in Care During Quarter: 12	# Placements During Quarter: 12	# Children in Care On Last Day: 11
	Avg Performance All CPAs (%)	Provider Performance (%)*	Possible Points (Weight)	Provider Points Earned
OPM Monitoring Reviews				
Annual Comprehensive Reviews	88%	82%	25	20.57
Safety Reviews	94%	96%	15	14.38
Monitoring Sub-Total			40	34.95
CPA Safety Outcomes				
Incidence of Maltreatment	0.02%	No Substantiated Reports	10	10.00
Staff Training	90%	100%	10	5.00
Safety Sub-Total			20	20.00
CPA Permanency Outcomes				
Placement Stability	92%	100%	15	15.00
Permanency Sub-Total			15	15.00
CPA Well-Being Outcomes				
EPSDT Medical Visits	85%	91%	4	3.64
EPSDT Dental Visits	79%	91%	4	3.64
Academic Supports	74%	0%	3	0.00
Provider ECEM Visits	91%	69%	7	4.83
Provider General Contacts	88%	79%	7	5.53
Placements with Siblings	64%	0%	Not Scored	Not Scored
Placements within Legal County	19%	100%	Not Scored	Not Scored
Well-Being Sub-Total			25	17.64

*Performance calculation descriptions can be found in the FY 2017 RBWO PBP Measurements and Standards Guide.

Monitoring & Outcomes: Possible Points = 100		Points Earned: 87.59	
Score Before Incentives Credit			87.59%
Incentives Awarded			5.50 pts
PBP Verification			N/A pts
Total Score			93.09%



DHS, DFCS, Office of Provider Management
Performance-Based Placement Measures
RBWO Provider GA+SCORECARD - CPA



Report Quarter: Q3 FY2018

Provider/Program Name: New Horizons Community Services Board - New Horizons (877) - CPA

# New Foster Homes During Quarter: 0		# Children in Care During Quarter: 12	# Placements During Quarter: 12	# Children in Care On Last Day: 11
CPA Incentive Credits	Avg Performance All CPAs (%)	Provider Performance (%)*	Possible Points (Weight)	Provider Points Earned
Early EPSDT Medical Visits		25%	2	0.50
Early EPSDT Dental Visits		50%	2	1.00
Permanency Contacts		None Planned	5	
Additional Academic Supports		0%	2	0.00
Foster Hm Retention Rate (threshold = 90)		100%	2	2.00
Foster Hm Recruitment (threshold = 100)		0%	2	0.00
Active Agency Accreditation		50%	4	2.00
Staff Clinical Licensure		0%	5	0.00
Incentives Total	5.21		24	5.50
Maximum total combined incentive credit allowed is 10 points.			Incentives Awarded	5.50

*Performance calculation descriptions can be found in the FY 2017 RBWO PBP Measurements and Standards Guide.

Child Protective Services Investigations and Dispositions

The following investigations data, which is not used for scoring but is considered significant to a provider's performance, is from Georgia SHINES and is not considered final or complete until the end of the fiscal year.

Total Reports:	0
Number Screened In:	0
Number Screened Out:	0
Number Substantiated:	0
Number Unsubstantiated:	0
Number Active CPS Investigations:	0



DHS, DFCS, Office of Provider Management
Performance-Based Placement Measures
RBWO Provider GA+SCORECARD - CPA
Report Quarter: Q3 FY2018



Provider/Program Name: Normal Life of Georgia, Inc. - Atlanta (5248) - CPA

2296 Henderson Mill Road, Atlanta, GA 30345

Phone: 770-908-2481

Vendor ID# 44915

Quarterly Scores (Grades)

Current Quarter Score (Grade)

Q1: (N/A)

Q2: 06.00 (F)

74.50%

Q3: 74.50 (C)

Q4: (N/A)

(C)

New Foster Homes During Quarter: 3

Children in Care During Quarter: 0

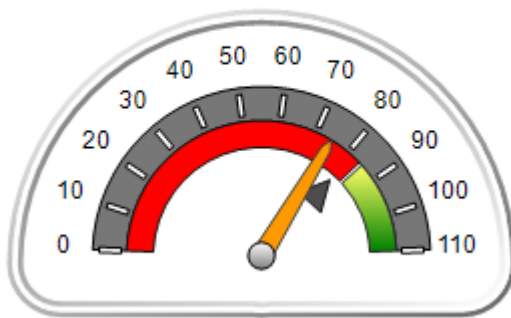
Placements During Quarter: 0

Children in Care On Last Day: 0

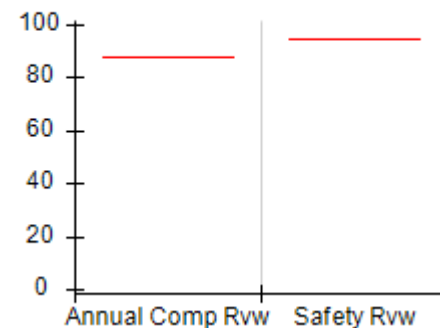
Quarterly Provider Comparisons to All CPAs

— indicates average for all CPAs

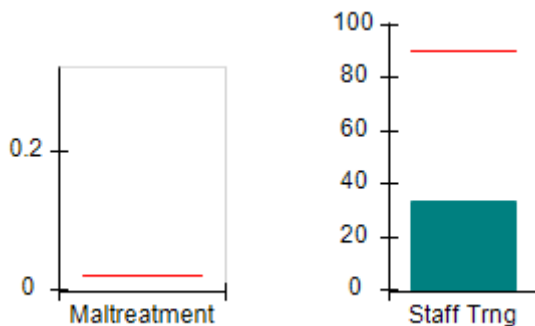
Overall Score (%)



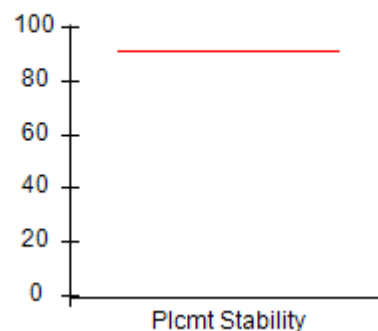
OPM Monitoring Reviews (%)



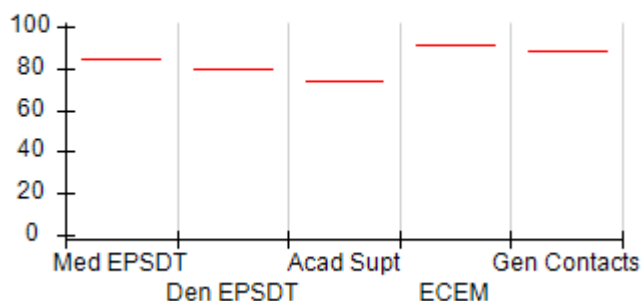
Safety Outcomes (%)



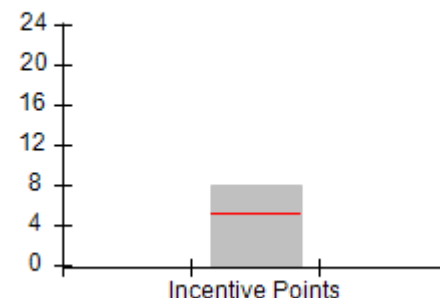
Permanency Outcomes (%)



Well-Being Outcomes (%)



Incentives Earned (Points)





DHS, DFCS, Office of Provider Management
Performance-Based Placement Measures
RBWO Provider GA+SCORECARD - CPA
Report Quarter: Q3 FY2018



Provider/Program Name: Normal Life of Georgia, Inc. - Atlanta (5248) - CPA

2296 Henderson Mill Road, Atlanta, GA 30345 Phone: 770-908-2481 Vendor ID# 44915		Quarterly Scores (Grades)		Current Quarter Score (Grade)
		Q1: (F)	Q2: 06.00 (F)	74.50%
		Q3: 74.50 (C)	Q4: (N/A)	(C)
# New Foster Homes During Quarter: 3		# Children in Care During Quarter: 0	# Placements During Quarter: 0	# Children in Care On Last Day: 0
	Avg Performance All CPAs (%)	Provider Performance (%)*	Possible Points (Weight)	Provider Points Earned
OPM Monitoring Reviews				
Annual Comprehensive Reviews	88%	Not Yet Conducted		
Safety Reviews	94%	Not Yet Conducted		
Monitoring Sub-Total				0.00
CPA Safety Outcomes				
Incidence of Maltreatment	0.02%	Not Eligible		
Staff Training	90%	33%	20	3.30
Safety Sub-Total			20	13.30
CPA Permanency Outcomes				
Placement Stability	92%	Not Eligible		
Permanency Sub-Total			N/A	
CPA Well-Being Outcomes				
EPSDT Medical Visits	85%	Not Eligible		
EPSDT Dental Visits	79%	Not Eligible		
Academic Supports	74%	Not Eligible		
Provider ECEM Visits	91%	Not Eligible	N/A	
Provider General Contacts	88%	Not Eligible	N/A	
Placements with Siblings	64%	Not Eligible	Not Scored	Not Scored
Placements within Legal County	19%	Not Eligible	Not Scored	Not Scored
Well-Being Sub-Total			N/A	

*Performance calculation descriptions can be found in the FY 2017 RBWO PBP Measurements and Standards Guide.

Monitoring & Outcomes: Possible Points = 20		Points Earned: 13.30	
Score Before Incentives Credit			66.50%
Incentives Awarded			8.00 pts
PBP Verification			N/A pts
Total Score			74.50%

Provider/Program Name: Normal Life of Georgia, Inc. - Atlanta (5248) - CPA



DHS, DFCS, Office of Provider Management
Performance-Based Placement Measures
RBWO Provider GA+SCORECARD - CPA



Report Quarter: Q3 FY2018

# New Foster Homes During Quarter: 3		# Children in Care During Quarter: 0	# Placements During Quarter: 0	# Children in Care On Last Day: 0
CPA Incentive Credits	Avg Performance All CPAs (%)	Provider Performance (%)*	Possible Points (Weight)	Provider Points Earned
Early EPSDT Medical Visits		Not Eligible	2	
Early EPSDT Dental Visits		Not Eligible	2	
Permanency Contacts		None Planned	5	
Additional Academic Supports		Not Eligible	2	
Foster Hm Retention Rate (threshold = 90)		94%	2	2.00
Foster Hm Recruitment (threshold = 100)		150%	2	2.00
Active Agency Accreditation		100%	4	4.00
Staff Clinical Licensure		0%	5	0.00
Incentives Total	5.21		24	8.00
Maximum total combined incentive credit allowed is 10 points.			Incentives Awarded	8.00
*Performance calculation descriptions can be found in the FY 2017 RBWO PBP Measurements and Standards Guide.				

Child Protective Services Investigations and Dispositions

The following investigations data, which is not used for scoring but is considered significant to a provider's performance, is from Georgia SHINES and is not considered final or complete until the end of the fiscal year.

Total Reports:	2
Number Screened In:	0
Number Screened Out:	2
Number Substantiated:	0
Number Unsubstantiated:	0
Number Active CPS Investigations:	0



DHS, DFCS, Office of Provider Management
Performance-Based Placement Measures
RBWO Provider GA+SCORECARD - CPA
Report Quarter: Q3 FY2018



Provider/Program Name: Normal Life of Georgia, Inc. - Macon (5251) - CPA

105 Preston Court, Macon, GA 31210

Phone: 478-741-9745

Vendor ID# 59683

Quarterly Scores (Grades)

Current Quarter Score (Grade)

Q1: 00.00 (F)

Q2: 02.00 (F)

54.72%

Q3: 54.72 (F)

Q4: (N/A)

(F)

New Foster Homes During Quarter: 1

Children in Care During Quarter: 9

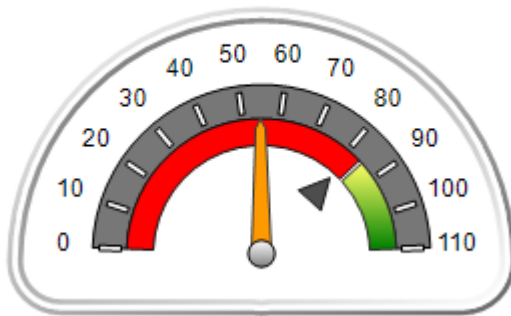
Placements During Quarter: 9

Children in Care On Last Day: 19

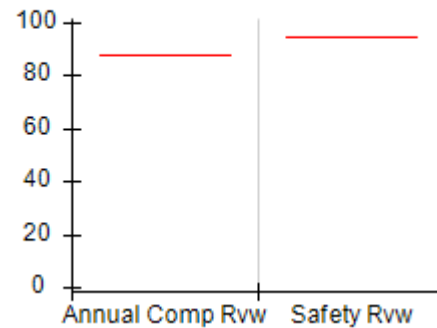
Quarterly Provider Comparisons to All CPAs

— indicates average for all CPAs

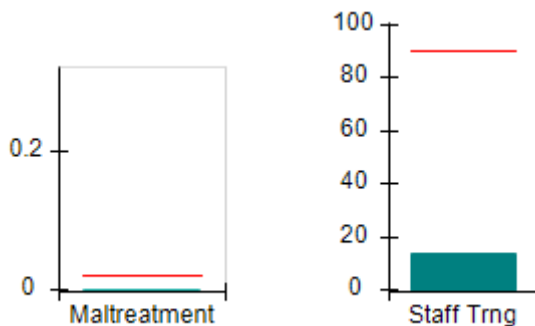
Overall Score (%)



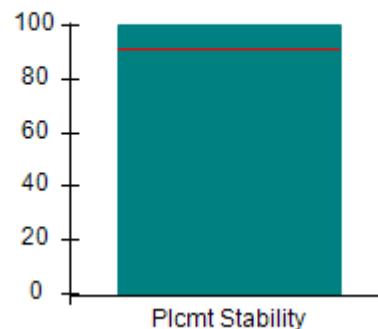
OPM Monitoring Reviews (%)



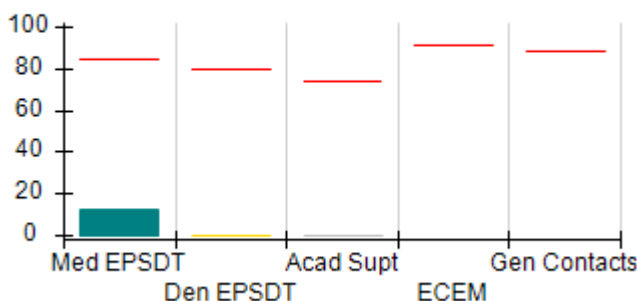
Safety Outcomes (%)



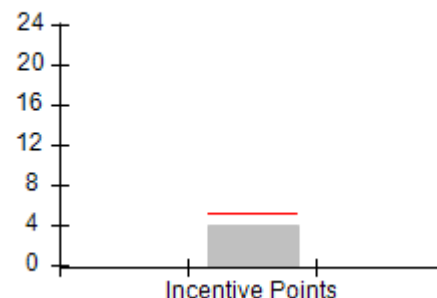
Permanency Outcomes (%)



Well-Being Outcomes (%)



Incentives Earned (Points)





DHS, DFCS, Office of Provider Management
Performance-Based Placement Measures
RBWO Provider GA+SCORECARD - CPA
Report Quarter: Q3 FY2018



Provider/Program Name: Normal Life of Georgia, Inc. - Macon (5251) - CPA

105 Preston Court, Macon, GA 31210 Phone: 478-741-9745 Vendor ID# 59683		Quarterly Scores (Grades)		Current Quarter Score (Grade)
		Q1: 00.00 (F)	Q2: 02.00 (F)	54.72%
		Q3: 54.72 (F)	Q4: (N/A)	(F)
# New Foster Homes During Quarter: 1		# Children in Care During Quarter: 9	# Placements During Quarter: 9	# Children in Care On Last Day: 19
	Avg Performance All CPAs (%)	Provider Performance (%)*	Possible Points (Weight)	Provider Points Earned
OPM Monitoring Reviews				
Annual Comprehensive Reviews	88%	Not Yet Conducted		
Safety Reviews	94%	Not Yet Conducted		
Monitoring Sub-Total				0.00
CPA Safety Outcomes				
Incidence of Maltreatment	0.02%	No Substantiated Reports	10	10.00
Staff Training	90%	14%	10	0.70
Safety Sub-Total			20	14.25
CPA Permanency Outcomes				
Placement Stability	92%	100%	15	15.00
Permanency Sub-Total			15	15.00
CPA Well-Being Outcomes				
EPSDT Medical Visits	85%	13%	9.1	1.18
EPSDT Dental Visits	79%	0%	9.1	0.00
Academic Supports	74%	0%	6.8	0.00
Provider ECEM Visits	91%	Not Eligible	N/A	
Provider General Contacts	88%	Not Eligible	N/A	
Placements with Siblings	64%	Not Eligible	Not Scored	Not Scored
Placements within Legal County	19%	100%	Not Scored	Not Scored
Well-Being Sub-Total			25	1.18

*Performance calculation descriptions can be found in the FY 2017 RBWO PBP Measurements and Standards Guide.

Monitoring & Outcomes: Possible Points = 60		Points Earned: 30.43	
Score Before Incentives Credit			50.72%
Incentives Awarded			4.00 pts
PBP Verification			N/A pts
Total Score			54.72%

Provider/Program Name: Normal Life of Georgia, Inc. - Macon (5251) - CPA



DHS, DFCS, Office of Provider Management
Performance-Based Placement Measures
RBWO Provider GA+SCORECARD - CPA



Report Quarter: Q3 FY2018

# New Foster Homes During Quarter: 1		# Children in Care During Quarter: 9	# Placements During Quarter: 9	# Children in Care On Last Day: 19
CPA Incentive Credits	Avg Performance All CPAs (%)	Provider Performance (%)*	Possible Points (Weight)	Provider Points Earned
Early EPSDT Medical Visits		0%	2	0.00
Early EPSDT Dental Visits		0%	2	0.00
Permanency Contacts		0%	5	0.00
Additional Academic Supports		0%	2	0.00
Foster Hm Retention Rate (threshold = 90)		Not Eligible	2	0.00
Foster Hm Recruitment (threshold = 100)		3300%	2	2.00
Active Agency Accreditation		50%	4	2.00
Staff Clinical Licensure		0%	5	0.00
Incentives Total	5.21		24	4.00
Maximum total combined incentive credit allowed is 10 points.			Incentives Awarded	4.00
*Performance calculation descriptions can be found in the FY 2017 RBWO PBP Measurements and Standards Guide.				

Child Protective Services Investigations and Dispositions

The following investigations data, which is not used for scoring but is considered significant to a provider's performance, is from Georgia SHINES and is not considered final or complete until the end of the fiscal year.

Total Reports:	0	
Number Screened In:	0	
Number Screened Out:	0	
Number Substantiated:	0	
Number Unsubstantiated:	1	
Number Active CPS Investigations:	-1	



DHS, DFCS, Office of Provider Management
Performance-Based Placement Measures
RBWO Provider GA+SCORECARD - CPA
Report Quarter: Q3 FY2018

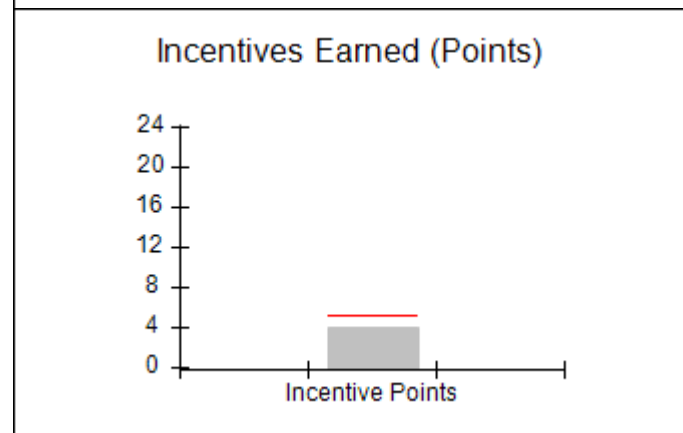
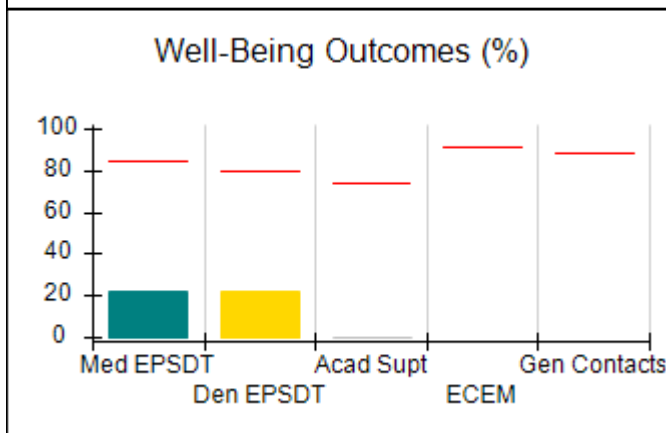
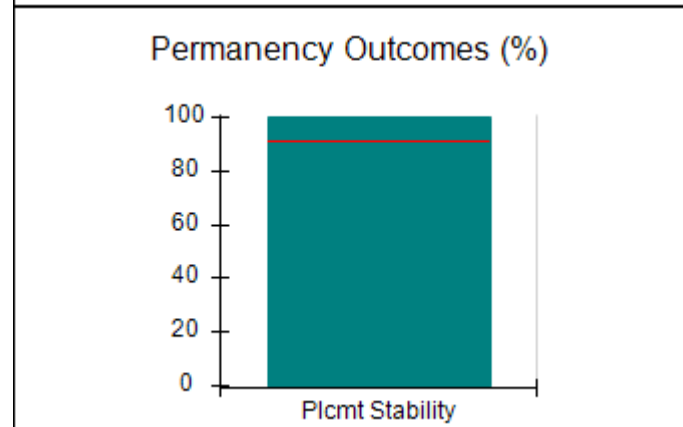
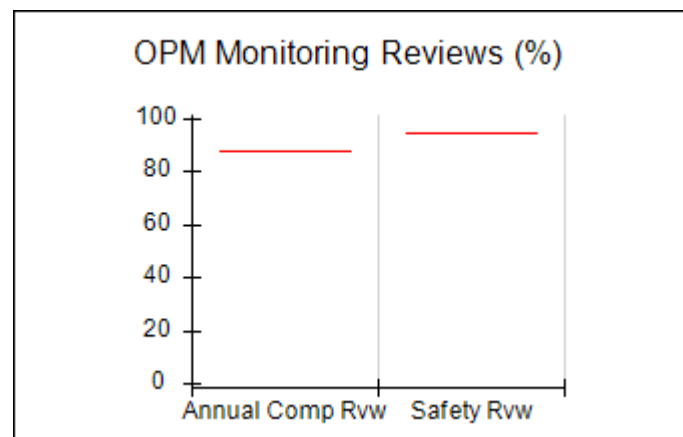
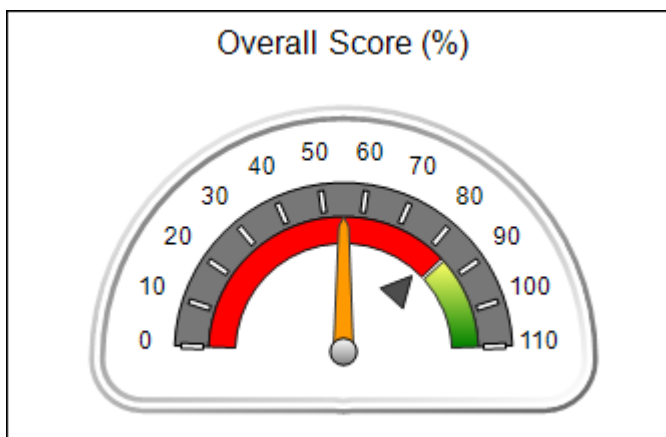


Provider/Program Name: Normal Life of Georgia, Inc. - Valdosta (5249) - CPA

2210A N. Patterson St., Valdosta, GA 31602 Phone: 229-244-5263 Vendor ID# 113391	Quarterly Scores (Grades)		Current Quarter Score (Grade)
	Q1: 00.00 (F)	Q2: 02.00 (F)	55.08% (F)
	Q3: 55.08 (F)	Q4: (N/A)	
# New Foster Homes During Quarter: 2	# Children in Care During Quarter: 13	# Placements During Quarter: 13	# Children in Care On Last Day: 13

Quarterly Provider Comparisons to All CPAs

▼ — indicates average for all CPAs





DHS, DFCS, Office of Provider Management
Performance-Based Placement Measures
RBWO Provider GA+SCORECARD - CPA
Report Quarter: Q3 FY2018



Provider/Program Name: Normal Life of Georgia, Inc. - Valdosta (5249) - CPA

2210A N. Patterson St., Valdosta, GA 31602 Phone: 229-244-5263 Vendor ID# 113391		Quarterly Scores (Grades)		Current Quarter Score (Grade)
		Q1: 00.00 (F)	Q2: 02.00 (F)	55.08%
		Q3: 55.08 (F)	Q4: (N/A)	(F)
# New Foster Homes During Quarter: 2		# Children in Care During Quarter: 13	# Placements During Quarter: 13	# Children in Care On Last Day: 13
	Avg Performance All CPAs (%)	Provider Performance (%)*	Possible Points (Weight)	Provider Points Earned
OPM Monitoring Reviews				
Annual Comprehensive Reviews	88%	Not Yet Conducted		
Safety Reviews	94%	Not Yet Conducted		
Monitoring Sub-Total				0.00
CPA Safety Outcomes				
Incidence of Maltreatment	0.02%	No Substantiated Reports	10	10.00
Staff Training	90%	33%	10	1.65
Safety Sub-Total			20	11.65
CPA Permanency Outcomes				
Placement Stability	92%	100%	15	15.00
Permanency Sub-Total			15	15.00
CPA Well-Being Outcomes				
EPSDT Medical Visits	85%	22%	9.1	2.00
EPSDT Dental Visits	79%	22%	9.1	2.00
Academic Supports	74%	0%	6.8	0.00
Provider ECEM Visits	91%	Not Eligible	N/A	
Provider General Contacts	88%	Not Eligible	N/A	
Placements with Siblings	64%	Not Eligible	Not Scored	Not Scored
Placements within Legal County	19%	0%	Not Scored	Not Scored
Well-Being Sub-Total			25	4.00

*Performance calculation descriptions can be found in the FY 2017 RBWO PBP Measurements and Standards Guide.

Monitoring & Outcomes: Possible Points = 60		Points Earned: 30.65	
Score Before Incentives Credit			51.08%
Incentives Awarded			4.00 pts
PBP Verification			N/A pts
Total Score			55.08%

Provider/Program Name: Normal Life of Georgia, Inc. - Valdosta (5249) - CPA



DHS, DFCS, Office of Provider Management
Performance-Based Placement Measures
RBWO Provider GA+SCORECARD - CPA



Report Quarter: Q3 FY2018

# New Foster Homes During Quarter: 2		# Children in Care During Quarter: 13	# Placements During Quarter: 13	# Children in Care On Last Day: 13
CPA Incentive Credits	Avg Performance All CPAs (%)	Provider Performance (%)*	Possible Points (Weight)	Provider Points Earned
Early EPSDT Medical Visits		0%	2	0.00
Early EPSDT Dental Visits		0%	2	0.00
Permanency Contacts		0%	5	0.00
Additional Academic Supports		0%	2	0.00
Foster Hm Retention Rate (threshold = 90)		100%	2	2.00
Foster Hm Recruitment (threshold = 100)		500%	2	2.00
Active Agency Accreditation		0%	4	0.00
Staff Clinical Licensure		0%	5	0.00
Incentives Total	5.21		24	4.00
Maximum total combined incentive credit allowed is 10 points.			Incentives Awarded	4.00
*Performance calculation descriptions can be found in the FY 2017 RBWO PBP Measurements and Standards Guide.				

Child Protective Services Investigations and Dispositions		
The following investigations data, which is not used for scoring but is considered significant to a provider's performance, is from Georgia SHINES and is not considered final or complete until the end of the fiscal year.		
Total Reports:	2	
Number Screened In:	1	
Number Screened Out:	1	
Number Substantiated:	0	
Number Unsubstantiated:	3	
Number Active CPS Investigations:	-2	



DHS, DFCS, Office of Provider Management
Performance-Based Placement Measures
RBWO Provider GA+SCORECARD - CPA
Report Quarter: Q3 FY2018



Provider/Program Name: Normal Life of Georgia, Inc. - Watkinsville (5250) - CPA

1551 Jennings Mill Road, Watkinsville, GA 30677

Phone: 706-549-0349

Vendor ID# 95348

Quarterly Scores (Grades)

Current Quarter Score (Grade)

Q1: 00.00 (F)

Q2: 14.00 (F)

37.50%

Q3: 37.50 (F)

Q4: (N/A)

(F)

New Foster Homes During Quarter: 0

Children in Care During Quarter: 0

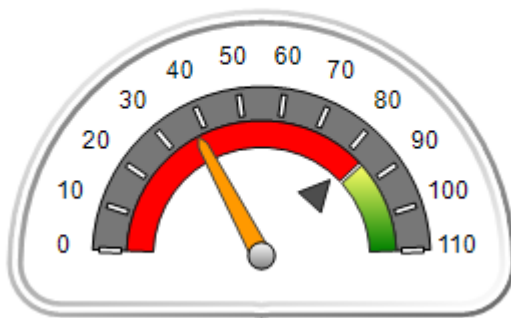
Placements During Quarter: 0

Children in Care On Last Day: 0

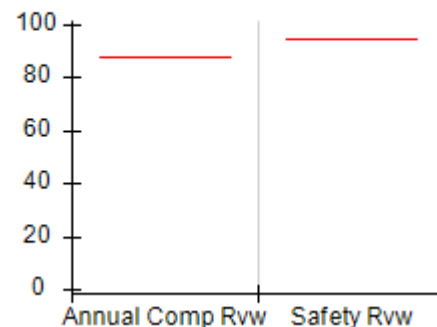
Quarterly Provider Comparisons to All CPAs

▼ — indicates average for all CPAs

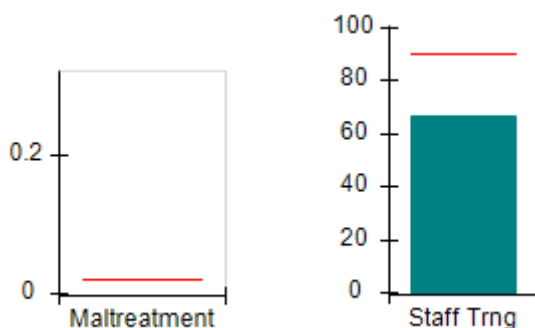
Overall Score (%)



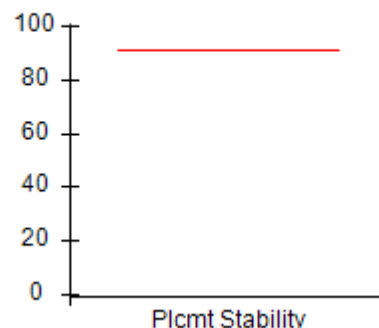
OPM Monitoring Reviews (%)



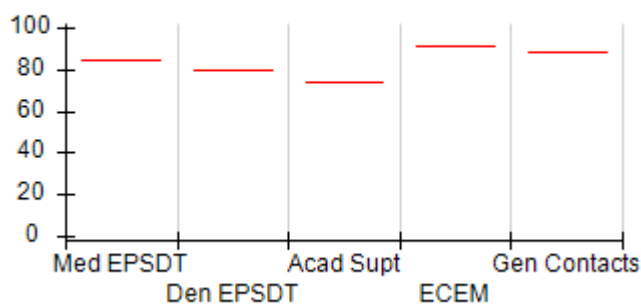
Safety Outcomes (%)



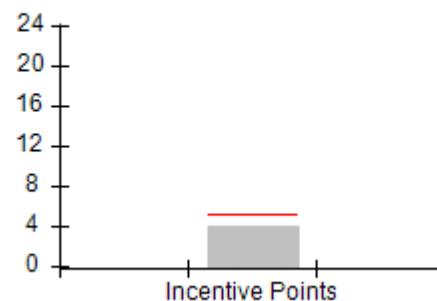
Permanency Outcomes (%)



Well-Being Outcomes (%)



Incentives Earned (Points)





DHS, DFCS, Office of Provider Management
Performance-Based Placement Measures
RBWO Provider GA+SCORECARD - CPA
Report Quarter: Q3 FY2018



Provider/Program Name: Normal Life of Georgia, Inc. - Watkinsville (5250) - CPA

1551 Jennings Mill Road, Watkinsville, GA 30677 Phone: 706-549-0349 Vendor ID# 95348		Quarterly Scores (Grades)		Current Quarter Score (Grade)
		Q1: 00.00 (F)	Q2: 14.00 (F)	37.50%
		Q3: 37.50 (F)	Q4: (N/A)	(F)
# New Foster Homes During Quarter: 0		# Children in Care During Quarter: 0	# Placements During Quarter: 0	# Children in Care On Last Day: 0
	Avg Performance All CPAs (%)	Provider Performance (%)*	Possible Points (Weight)	Provider Points Earned
OPM Monitoring Reviews				
Annual Comprehensive Reviews	88%	Not Yet Conducted		
Safety Reviews	94%	Not Yet Conducted		
Monitoring Sub-Total				0.00
CPA Safety Outcomes				
Incidence of Maltreatment	0.02%	Not Eligible		
Staff Training	90%	67%	20	6.70
Safety Sub-Total			20	6.70
CPA Permanency Outcomes				
Placement Stability	92%	Not Eligible		
Permanency Sub-Total			N/A	
CPA Well-Being Outcomes				
EPSDT Medical Visits	85%	Not Eligible		
EPSDT Dental Visits	79%	Not Eligible		
Academic Supports	74%	Not Eligible		
Provider ECEM Visits	91%	Not Eligible	N/A	
Provider General Contacts	88%	Not Eligible	N/A	
Placements with Siblings	64%	Not Eligible	Not Scored	Not Scored
Placements within Legal County	19%	Not Eligible	Not Scored	Not Scored
Well-Being Sub-Total			N/A	

*Performance calculation descriptions can be found in the FY 2017 RBWO PBP Measurements and Standards Guide.

Monitoring & Outcomes: Possible Points = 20		Points Earned: 06.70	
Score Before Incentives Credit			33.50%
Incentives Awarded			4.00 pts
PBP Verification			N/A pts
Total Score			37.50%

Provider/Program Name: Normal Life of Georgia, Inc. - Watkinsville (5250) - CPA



DHS, DFCS, Office of Provider Management
Performance-Based Placement Measures
RBWO Provider GA+SCORECARD - CPA



Report Quarter: Q3 FY2018

# New Foster Homes During Quarter: 0		# Children in Care During Quarter: 0	# Placements During Quarter: 0	# Children in Care On Last Day: 0
CPA Incentive Credits	Avg Performance All CPAs (%)	Provider Performance (%)*	Possible Points (Weight)	Provider Points Earned
Early EPSDT Medical Visits		Not Eligible	2	
Early EPSDT Dental Visits		Not Eligible	2	
Permanency Contacts		None Planned	5	
Additional Academic Supports		Not Eligible	2	
Foster Hm Retention Rate (threshold = 90)		100%	2	2.00
Foster Hm Recruitment (threshold = 100)		0%	2	0.00
Active Agency Accreditation		50%	4	2.00
Staff Clinical Licensure		0%	5	0.00
Incentives Total	5.21		24	4.00
Maximum total combined incentive credit allowed is 10 points.			Incentives Awarded	4.00
*Performance calculation descriptions can be found in the FY 2017 RBWO PBP Measurements and Standards Guide.				

Child Protective Services Investigations and Dispositions

The following investigations data, which is not used for scoring but is considered significant to a provider's performance, is from Georgia SHINES and is not considered final or complete until the end of the fiscal year.

Total Reports:	3
Number Screened In:	1
Number Screened Out:	2
Number Substantiated:	0
Number Unsubstantiated:	0
Number Active CPS Investigations:	1



DHS, DFCS, Office of Provider Management
Performance-Based Placement Measures
RBWO Provider GA+SCORECARD - CPA



Report Quarter: Q3 FY2018

Provider/Program Name: On The Path - (5209) - CPA

108 Byrd Way, Warner Robins, GA 31088

Phone: 478-953-0330

Vendor ID# 133540

Quarterly Scores (Grades)

Q1: 89.73 (B+)

Q2: 92.14 (A-)

Q3: 93.70 (A-)

Q4: (N/A)

Current Quarter Score (Grade)

93.70%

(A-)

New Foster Homes During Quarter: 2

Children in Care During Quarter: 9

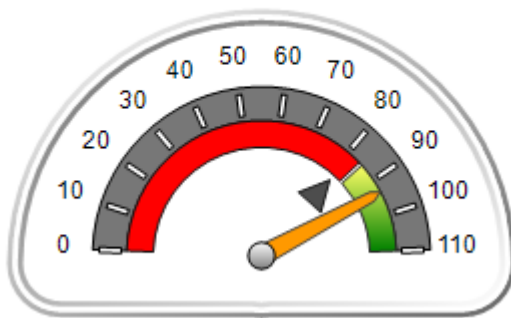
Placements During Quarter: 9

Children in Care On Last Day: 8

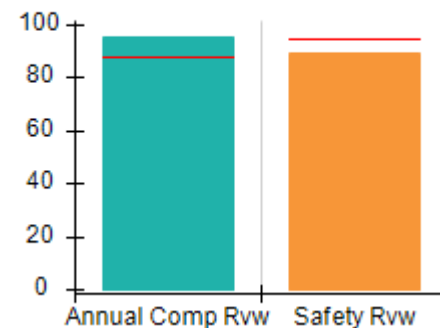
Quarterly Provider Comparisons to All CPAs

— indicates average for all CPAs

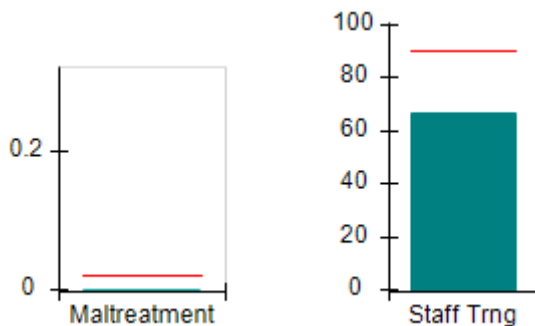
Overall Score (%)



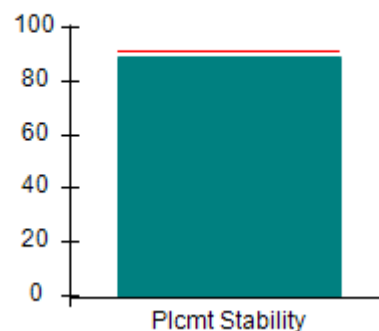
OPM Monitoring Reviews (%)



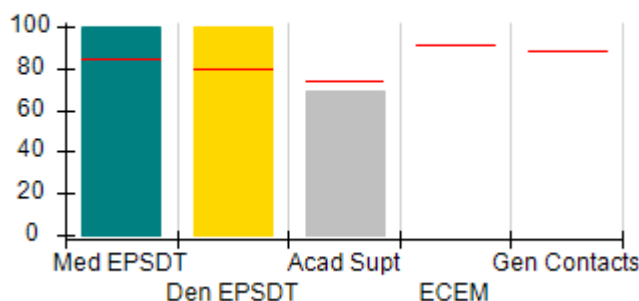
Safety Outcomes (%)



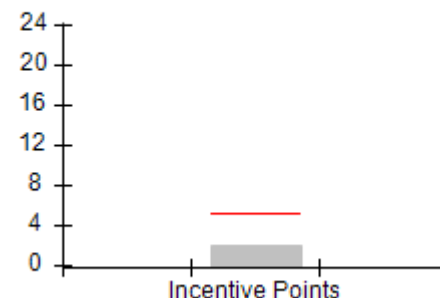
Permanency Outcomes (%)



Well-Being Outcomes (%)



Incentives Earned (Points)





DHS, DFCS, Office of Provider Management
Performance-Based Placement Measures
RBWO Provider GA+SCORECARD - CPA
Report Quarter: Q3 FY2018



Provider/Program Name: On The Path - (5209) - CPA

108 Byrd Way, Warner Robins, GA 31088 Phone: 478-953-0330 Vendor ID# 133540		Quarterly Scores (Grades)		Current Quarter Score (Grade)
		Q1: 89.73 (B+)	Q2: 92.14 (A-)	93.70%
		Q3: 93.70 (A-)	Q4: (N/A)	(A-)
# New Foster Homes During Quarter: 2		# Children in Care During Quarter: 9	# Placements During Quarter: 9	# Children in Care On Last Day: 8
	Avg Performance All CPAs (%)	Provider Performance (%)*	Possible Points (Weight)	Provider Points Earned
OPM Monitoring Reviews				
Annual Comprehensive Reviews	88%	95%	25	23.75
Safety Reviews	94%	89%	15	13.39
Monitoring Sub-Total			40	37.14
CPA Safety Outcomes				
Incidence of Maltreatment	0.02%	No Substantiated Reports	10	10.00
Staff Training	90%	67%	10	3.35
Safety Sub-Total			20	18.35
CPA Permanency Outcomes				
Placement Stability	92%	89%	15	13.35
Permanency Sub-Total			15	13.35
CPA Well-Being Outcomes				
EPSDT Medical Visits	85%	100%	9.1	9.08
EPSDT Dental Visits	79%	100%	9.1	9.08
Academic Supports	74%	69%	6.8	4.70
Provider ECEM Visits	91%	Not Eligible	N/A	
Provider General Contacts	88%	Not Eligible	N/A	
Placements with Siblings	64%	60%	Not Scored	Not Scored
Placements within Legal County	19%	0%	Not Scored	Not Scored
Well-Being Sub-Total			25	22.86

*Performance calculation descriptions can be found in the FY 2017 RBWO PBP Measurements and Standards Guide.

Monitoring & Outcomes: Possible Points = 100		Points Earned: 91.70	
Score Before Incentives Credit			91.70%
Incentives Awarded			2.00 pts
PBP Verification			N/A pts
Total Score			93.70%

Provider/Program Name: On The Path - (5209) - CPA



DHS, DFCS, Office of Provider Management
Performance-Based Placement Measures
RBWO Provider GA+SCORECARD - CPA



Report Quarter: Q3 FY2018

# New Foster Homes During Quarter: 2		# Children in Care During Quarter: 9	# Placements During Quarter: 9	# Children in Care On Last Day: 8
CPA Incentive Credits	Avg Performance All CPAs (%)	Provider Performance (%)*	Possible Points (Weight)	Provider Points Earned
Early EPSDT Medical Visits		0%	2	0.00
Early EPSDT Dental Visits		Not Eligible	2	
Permanency Contacts		0%	5	0.00
Additional Academic Supports		0%	2	0.00
Foster Hm Retention Rate (threshold = 90)		25%	2	0.00
Foster Hm Recruitment (threshold = 100)		100%	2	2.00
Active Agency Accreditation		0%	4	0.00
Staff Clinical Licensure		0%	5	0.00
Incentives Total	5.21		24	2.00
Maximum total combined incentive credit allowed is 10 points.			Incentives Awarded	2.00
*Performance calculation descriptions can be found in the FY 2017 RBWO PBP Measurements and Standards Guide.				

Child Protective Services Investigations and Dispositions

The following investigations data, which is not used for scoring but is considered significant to a provider's performance, is from Georgia SHINES and is not considered final or complete until the end of the fiscal year.

Total Reports:	0	
Number Screened In:	0	
Number Screened Out:	0	
Number Substantiated:	0	
Number Unsubstantiated:	0	
Number Active CPS Investigations:	0	




DHS, DFCS, Office of Provider Management
Performance-Based Placement Measures
RBWO Provider GA+SCORECARD - CPA
Report Quarter: Q3 FY2018

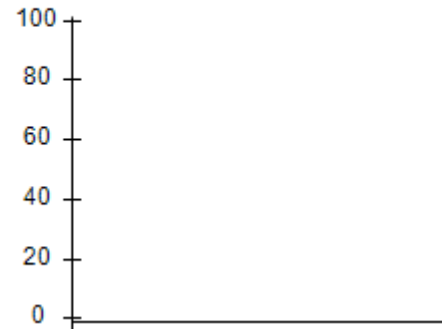


▼ — indicates average for all CPAs

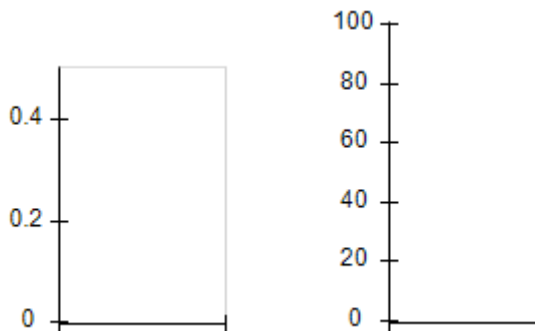
Overall Score (%)



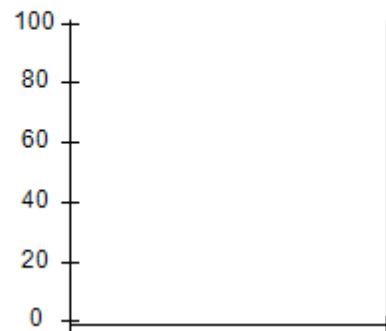
OPM Monitoring Reviews (%)



Safety Outcomes (%)



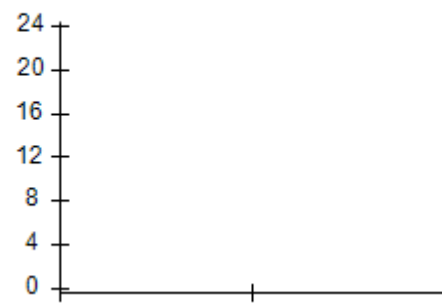
Permanency Outcomes (%)



Well-Being Outcomes (%)



Incentives Earned (Points)



**Performance-Based Placement Measures**
RBWO Provider GA+SCORECARD - CPA

Report Quarter: Q3 FY2018

Provider/Program Name: Ray of Hope Foster Care, Inc. - (5189) - CPA

4405 Mall Blvd, Union City, GA 30291

Phone: 770-306-5144

Vendor ID# 125385

Quarterly Scores (Grades)**Current Quarter Score (Grade)**

Q1: 91.01 (A-)

Q2: 90.29 (A-)

89.19%

Q3: 89.19 (B+)

Q4: N/A

(B+)

New Foster Homes During Quarter: 2

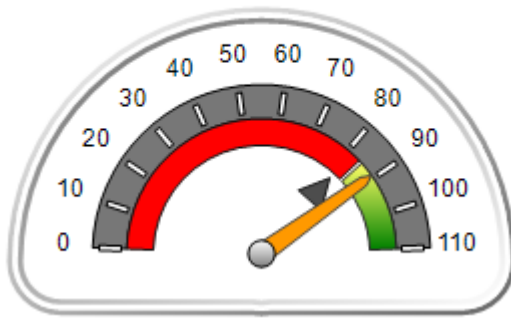
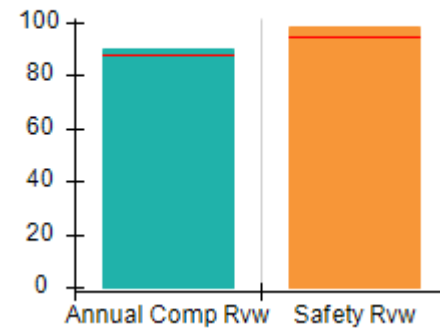
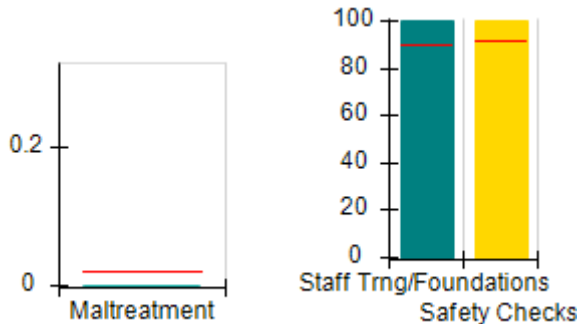
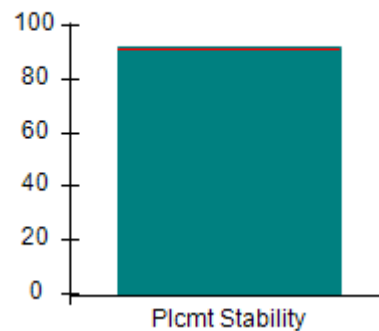
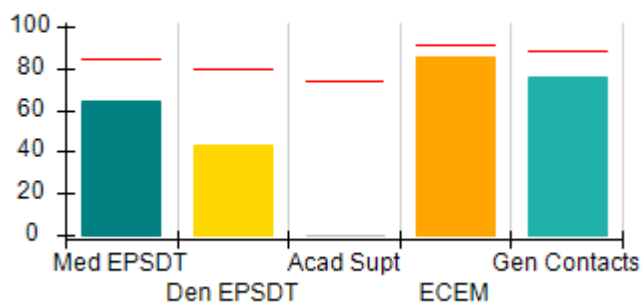
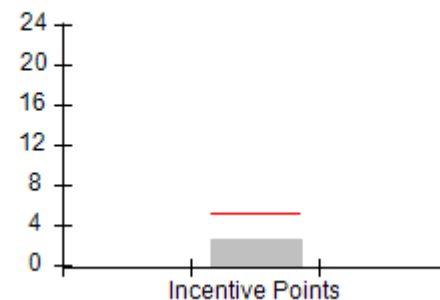
Children in Care During Quarter: 24

Placements During Quarter: 24

Children in Care On Last Day: 22

Quarterly Provider Comparisons to All CPAs

indicates average for all CPAs

Overall Score (%)**OPM Monitoring Reviews (%)****Safety Outcomes (%)****Permanency Outcomes (%)****Well-Being Outcomes (%)****Incentives Earned (Points)**



Performance-Based Placement Measures RBWO Provider GA+SCORECARD - CPA

Report Quarter: Q3 FY2018

Provider/Program Name: Ray of Hope Foster Care, Inc. - (5189) - CPA

4405 Mall Blvd, Union City, GA 30291

Phone: 770-306-5144

Vendor ID# 125385

Quarterly Scores (Grades)
**Current Quarter
Score (Grade)**

Q1: 91.01 (A-)

Q2: 90.29 (A-)

89.19%

Q3: 89.19 (B+)

Q4: N/A

(B+)

New Foster Homes During Quarter: 2

Children in Care During
Quarter: 24# Placements During
Quarter: 24# Children in Care On
Last Day: 22
**Avg
Performance All
CPAs (%)**
**Provider
Performance (%)***
**Possible Points
(Weight)**
**Provider Points
Earned**
OPM Monitoring Reviews

Annual Comprehensive Reviews	88%	90%	25	22.53
Safety Reviews	94%	98%	15	14.75
Monitoring Sub-Total			40	37.28

CPA Safety Outcomes

Incidence of Maltreatment	0.02%	No Substantiated Reports	10	10.00
Staff Training	90%	100%	5	5.00
Staff Safety Checks	92%	100%	5	5.00
Safety Sub-Total			20	20.00

CPA Permanency Outcomes

Placement Stability	92%	92%	15	13.80
Permanency Sub-Total			15	13.80

CPA Well-Being Outcomes

EPSDT Medical Visits	85%	64%	4	2.56
EPSDT Dental Visits	79%	43%	4	1.72
Academic Supports	74%	0%	3	0.00
Provider ECEM Visits	91%	85%	7	5.95
Provider General Contacts	88%	76%	7	5.32
Placements with Siblings	64%	67%	Not Scored	Not Scored
Placements within Legal County	19%	33%	Not Scored	Not Scored
Well-Being Sub-Total			25	15.55

*Performance calculation descriptions can be found in the FY 2018 RBWO PBP Measurements and Standards Guide.

Monitoring & Outcomes: Possible Points = 100
Points Earned: 86.63
Score Before Incentives Credit
86.63%
Incentives Awarded
2.56 pts
PBP Verification
N/A pts
Total Score
89.19%

**Performance-Based Placement Measures**
RBWO Provider GA+SCORECARD - CPA

Report Quarter: Q3 FY2018

Provider/Program Name: Ray of Hope Foster Care, Inc. - (5189) - CPA

# New Foster Homes During Quarter: 2		# Children in Care During Quarter: 24	# Placements During Quarter: 24	# Children in Care On Last Day: 22
CPA Incentive Credits	Avg Performance All CPAs (%)	Provider Performance (%)*	Possible Points (Weight)	Provider Points Earned
Early EPSDT Medical Visits		14%	2	0.28
Early EPSDT Dental Visits		14%	2	0.28
Permanency Contacts		None Planned	5	
Additional Academic Supports		0%	2	0.00
Foster Hm Retention Rate (threshold = 90)		78%	2	0.00
Foster Hm Recruitment (threshold = 100)		100%	2	2.00
Active Agency Accreditation		0%	4	0.00
Staff Clinical Licensure		0%	5	0.00
Incentives Total	5.21		24	2.56
Maximum total combined incentive credit allowed is 10 points.			Incentives Awarded	2.56
*Performance calculation descriptions can be found in the FY 2018 RBWO PBP Measurements and Standards Guide.				

Child Protective Services Investigations and Dispositions

The following investigations data, which is not used for scoring but is considered significant to a provider's performance, is from Georgia SHINES and is not considered final or complete until the end of the fiscal year.

Total Reports:	1
Number Screened In:	0
Number Screened Out:	1
Number Substantiated:	0
Number Unsubstantiated:	0
Number Active CPS Investigations:	0



DHS, DFCS, Office of Provider Management
Performance-Based Placement Measures
RBWO Provider GA+SCORECARD - CPA



Report Quarter: Q3 FY2018

Provider/Program Name: Rose Garden Community Development - dba We Are Precious (5272) - CPA

1868 Washington Road, East Point, GA 30337

Phone: 404-925-4706

Vendor ID# 153030

Quarterly Scores (Grades)

Current Quarter Score (Grade)

Q1: 00.00 (F)

Q2: 75.00 (C)

93.50%

Q3: 93.50 (A-)

Q4: (N/A)

(A-)

New Foster Homes During Quarter: 2

Children in Care During Quarter: 6

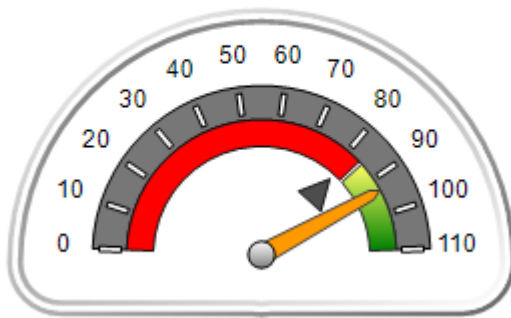
Placements During Quarter: 15

Children in Care On Last Day: 5

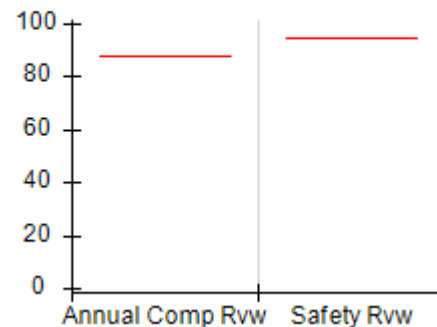
Quarterly Provider Comparisons to All CPAs

▼ — indicates average for all CPAs

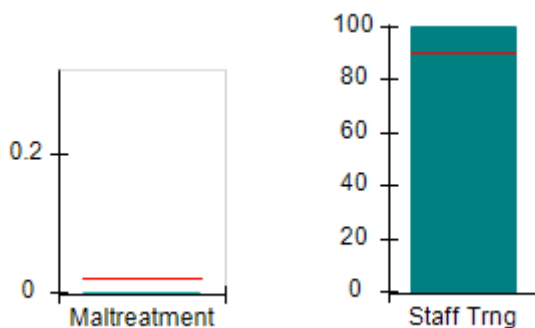
Overall Score (%)



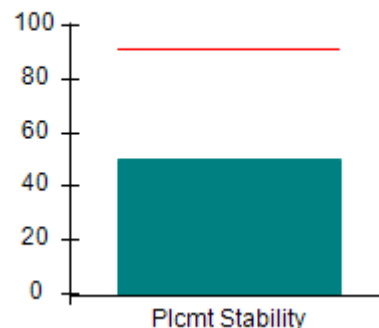
OPM Monitoring Reviews (%)



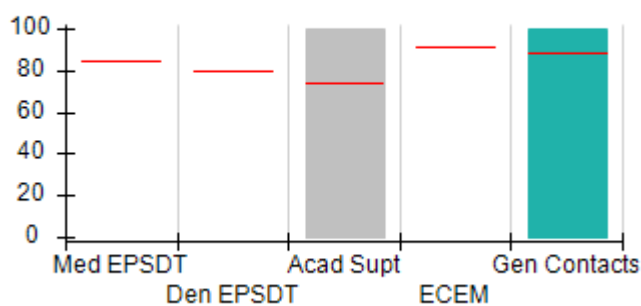
Safety Outcomes (%)



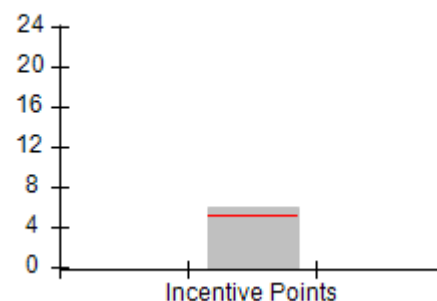
Permanency Outcomes (%)



Well-Being Outcomes (%)



Incentives Earned (Points)





DHS, DFCS, Office of Provider Management
Performance-Based Placement Measures
RBWO Provider GA+SCORECARD - CPA



Report Quarter: Q3 FY2018

Provider/Program Name: Rose Garden Community Development - dba We Are Precious (5272) - CPA

1868 Washington Road, East Point, GA 30337 Phone: 404-925-4706 Vendor ID# 153030	Quarterly Scores (Grades)		Current Quarter Score (Grade)
	Q1: 00.00 (F)	Q2: 75.00 (C)	93.50%
	Q3: 93.50 (A-)	Q4: (N/A)	(A-)

# New Foster Homes During Quarter: 2	# Children in Care During Quarter: 6	# Placements During Quarter: 15	# Children in Care On Last Day: 5
--------------------------------------	--------------------------------------	---------------------------------	-----------------------------------

	Avg Performance All CPAs (%)	Provider Performance (%)*	Possible Points (Weight)	Provider Points Earned
--	-------------------------------------	----------------------------------	---------------------------------	-------------------------------

OPM Monitoring Reviews

Annual Comprehensive Reviews	88%	Not Yet Conducted		
Safety Reviews	94%	Not Yet Conducted		
Monitoring Sub-Total				0.00

CPA Safety Outcomes

Incidence of Maltreatment	0.02%	No Substantiated Reports	10	10.00
Staff Training	90%	100%	10	5.00
Safety Sub-Total			20	20.00

CPA Permanency Outcomes

Placement Stability	92%	50%	15	7.50
Permanency Sub-Total			15	7.50

CPA Well-Being Outcomes

EPSDT Medical Visits	85%	Not Eligible		
EPSDT Dental Visits	79%	Not Eligible		
Academic Supports	74%	100%	7.5	7.50
Provider ECEM Visits	91%	Not Eligible		
Provider General Contacts	88%	100%	17.5	17.50
Placements with Siblings	64%	100%	Not Scored	Not Scored
Placements within Legal County	19%	0%	Not Scored	Not Scored
Well-Being Sub-Total			25	25.00

*Performance calculation descriptions can be found in the FY 2017 RBWO PBP Measurements and Standards Guide.

Monitoring & Outcomes: Possible Points = 60		Points Earned: 52.50	
Score Before Incentives Credit			87.50%
Incentives Awarded			6.00 pts
PBP Verification			N/A pts
Total Score			93.50%



DHS, DFCS, Office of Provider Management
Performance-Based Placement Measures
RBWO Provider GA+SCORECARD - CPA



Report Quarter: Q3 FY2018

Provider/Program Name: Rose Garden Community Development - dba We Are Precious (5272) - CPA

# New Foster Homes During Quarter: 2		# Children in Care During Quarter: 6	# Placements During Quarter: 15	# Children in Care On Last Day: 5
CPA Incentive Credits	Avg Performance All CPAs (%)	Provider Performance (%)*	Possible Points (Weight)	Provider Points Earned
Early EPSDT Medical Visits		100%	2	2.00
Early EPSDT Dental Visits		100%	2	2.00
Permanency Contacts		None Planned	5	
Additional Academic Supports		Not Eligible	2	
Foster Hm Retention Rate (threshold = 90)		Not Eligible	2	0.00
Foster Hm Recruitment (threshold = 100)		300%	2	2.00
Active Agency Accreditation		0%	4	0.00
Staff Clinical Licensure		0%	5	0.00
Incentives Total	5.21		24	6.00
Maximum total combined incentive credit allowed is 10 points.			Incentives Awarded	6.00

*Performance calculation descriptions can be found in the FY 2017 RBWO PBP Measurements and Standards Guide.

Child Protective Services Investigations and Dispositions

The following investigations data, which is not used for scoring but is considered significant to a provider's performance, is from Georgia SHINES and is not considered final or complete until the end of the fiscal year.

Total Reports:	0
Number Screened In:	0
Number Screened Out:	0
Number Substantiated:	0
Number Unsubstantiated:	0
Number Active CPS Investigations:	0



DHS, DFCS, Office of Provider Management
Performance-Based Placement Measures
RBWO Provider GA+SCORECARD - CPA



Report Quarter: Q3 FY2018

Provider/Program Name: Seeds of Excellence - (5321) - CPA

2550 E Wesley Chapel Way, Decatur, GA 30035

Phone: 678-468-4880

Vendor ID# 155375

Quarterly Scores (Grades)

Current Quarter Score (Grade)

Q1: (N/A)

Q2: (N/A)

100.00%

Q3: 100.00 (A+)

Q4: (N/A)

(A+)

New Foster Homes During Quarter: 0

Children in Care During Quarter: 0

Placements During Quarter: 0

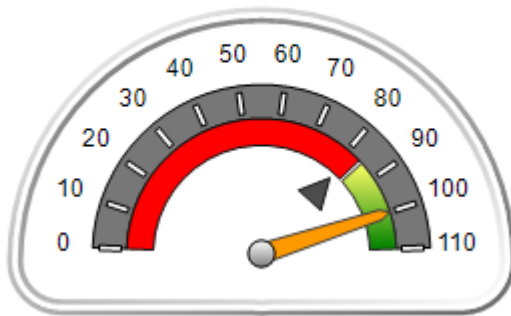
Children in Care On Last Day: 0

Quarterly Provider Comparisons to All CPAs

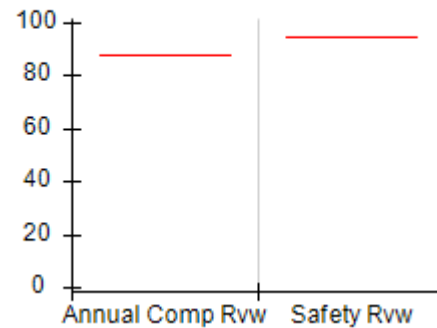


indicates average for all CPAs

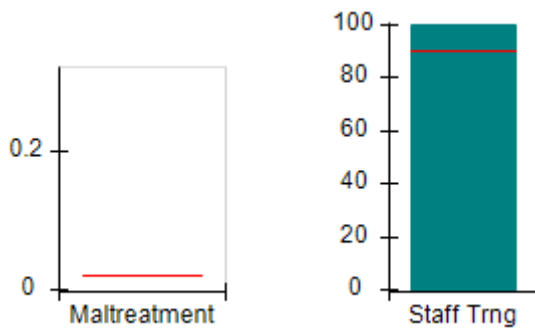
Overall Score (%)



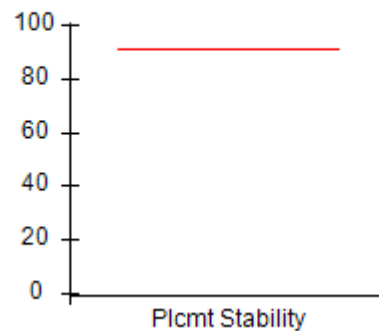
OPM Monitoring Reviews (%)



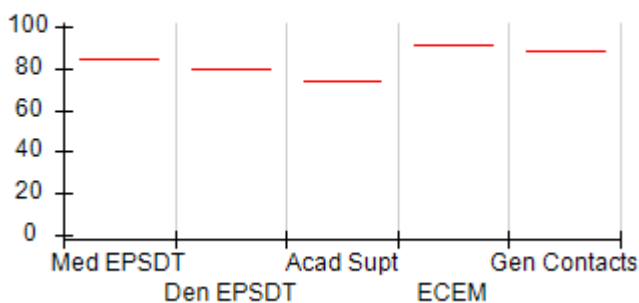
Safety Outcomes (%)



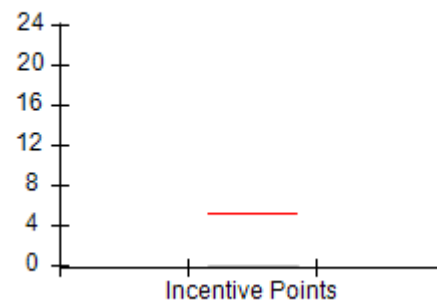
Permanency Outcomes (%)



Well-Being Outcomes (%)



Incentives Earned (Points)





DHS, DFCS, Office of Provider Management
Performance-Based Placement Measures
RBWO Provider GA+SCORECARD - CPA
Report Quarter: Q3 FY2018



Provider/Program Name: Seeds of Excellence - (5321) - CPA

2550 E Wesley Chapel Way, Decatur, GA 30035 Phone: 678-468-4880 Vendor ID# 155375	Quarterly Scores (Grades)		Current Quarter Score (Grade)
	Q1: (F)	Q2: (N/A)	100.00%
	Q3: 100.00 (A+)	Q4: (N/A)	(A+)

# New Foster Homes During Quarter: 0	# Children in Care During Quarter: 0	# Placements During Quarter: 0	# Children in Care On Last Day: 0
--------------------------------------	--------------------------------------	--------------------------------	-----------------------------------

	Avg Performance All CPAs (%)	Provider Performance (%)*	Possible Points (Weight)	Provider Points Earned
--	------------------------------	---------------------------	--------------------------	------------------------

OPM Monitoring Reviews

Annual Comprehensive Reviews	88%	Not Yet Conducted		
Safety Reviews	94%	Not Yet Conducted		
Monitoring Sub-Total				0.00

CPA Safety Outcomes

Incidence of Maltreatment	0.02%	Not Eligible		
Staff Training	90%	100%	20	10.00
Safety Sub-Total			20	20.00

CPA Permanency Outcomes

Placement Stability	92%	Not Eligible		
Permanency Sub-Total			N/A	

CPA Well-Being Outcomes

EPSDT Medical Visits	85%	Not Eligible		
EPSDT Dental Visits	79%	Not Eligible		
Academic Supports	74%	Not Eligible		
Provider ECEM Visits	91%	Not Eligible	N/A	
Provider General Contacts	88%	Not Eligible	N/A	
Placements with Siblings	64%	Not Eligible	Not Scored	Not Scored
Placements within Legal County	19%	Not Eligible	Not Scored	Not Scored
Well-Being Sub-Total			N/A	

*Performance calculation descriptions can be found in the FY 2017 RBWO PBP Measurements and Standards Guide.

Monitoring & Outcomes: Possible Points = 20	Points Earned: 20.00
Score Before Incentives Credit	100.00%
Incentives Awarded	0.00 pts
PBP Verification	N/A pts
Total Score	100.00%

Provider/Program Name: Seeds of Excellence - (5321) - CPA



DHS, DFCS, Office of Provider Management
Performance-Based Placement Measures
RBWO Provider GA+SCORECARD - CPA



Report Quarter: Q3 FY2018

# New Foster Homes During Quarter: 0		# Children in Care During Quarter: 0	# Placements During Quarter: 0	# Children in Care On Last Day: 0
CPA Incentive Credits	Avg Performance All CPAs (%)	Provider Performance (%)*	Possible Points (Weight)	Provider Points Earned
Early EPSDT Medical Visits		Not Eligible	2	
Early EPSDT Dental Visits		Not Eligible	2	
Permanency Contacts		None Planned	5	
Additional Academic Supports		Not Eligible	2	
Foster Hm Retention Rate (threshold = 90)		Not Eligible	2	0.00
Foster Hm Recruitment (threshold = 100)		0%	2	0.00
Active Agency Accreditation		0%	4	0.00
Staff Clinical Licensure		0%	5	0.00
Incentives Total	5.21		24	0.00
Maximum total combined incentive credit allowed is 10 points.			Incentives Awarded	0.00

*Performance calculation descriptions can be found in the FY 2017 RBWO PBP Measurements and Standards Guide.

Child Protective Services Investigations and Dispositions

The following investigations data, which is not used for scoring but is considered significant to a provider's performance, is from Georgia SHINES and is not considered final or complete until the end of the fiscal year.

Total Reports:	0
Number Screened In:	0
Number Screened Out:	0
Number Substantiated:	0
Number Unsubstantiated:	0
Number Active CPS Investigations:	0



DHS, DFCS, Office of Provider Management
Performance-Based Placement Measures
RBWO Provider GA+SCORECARD - CPA
Report Quarter: Q3 FY2018

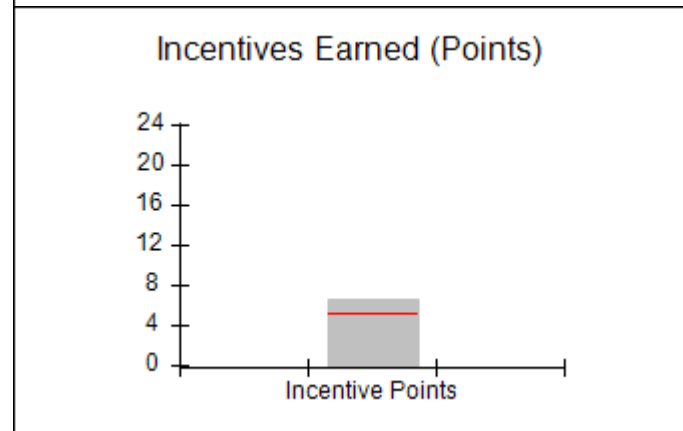
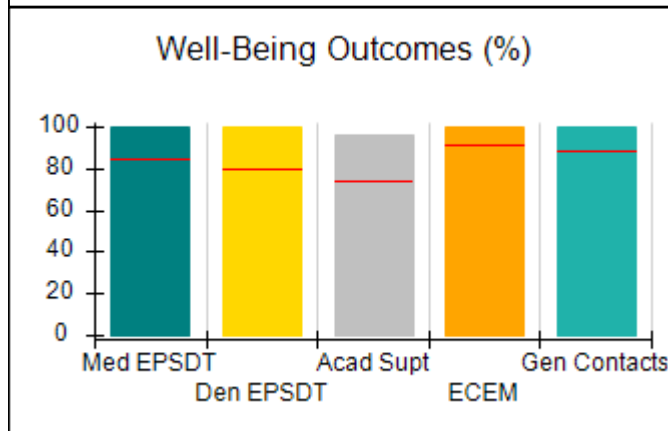
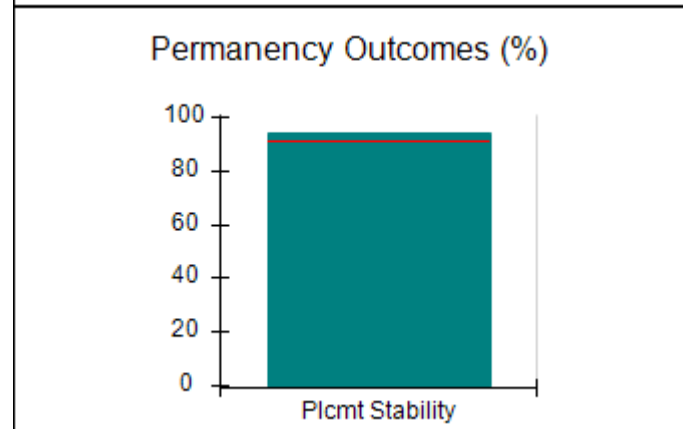
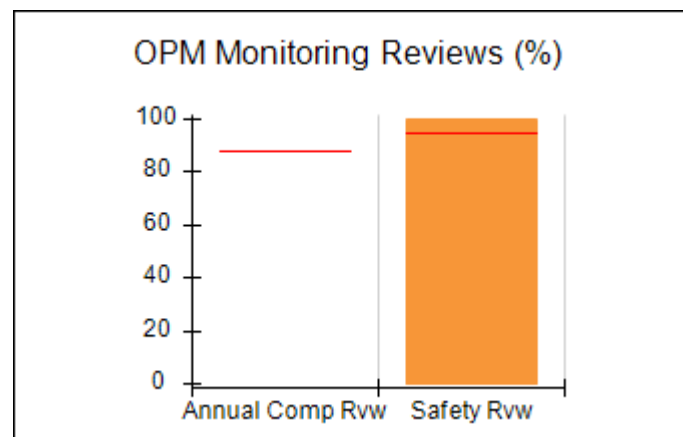
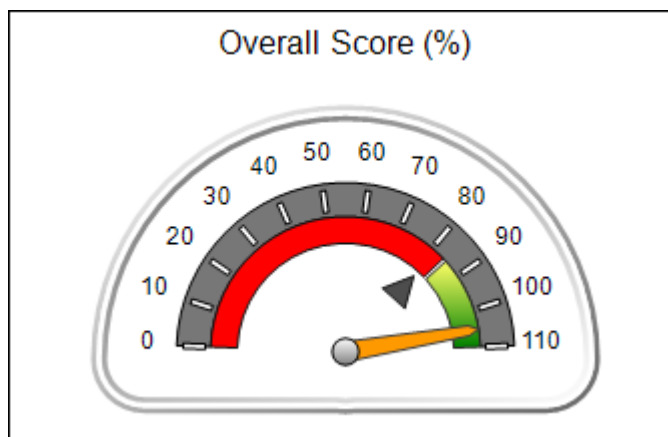


Provider/Program Name: Seeds That Grow, Inc. - (5322) - CPA

1805 Overlake Dr., Conyers, GA 30013 Phone: 770-679-9021 Vendor ID# 15077	Quarterly Scores (Grades)		Current Quarter Score (Grade)
	Q1: (N/A)	Q2: 100.00 (A+)	105.26% (A+)
	Q3: 105.26 (A+)	Q4: (N/A)	
# New Foster Homes During Quarter: 7	# Children in Care During Quarter: 17	# Placements During Quarter: 17	# Children in Care On Last Day: 12

Quarterly Provider Comparisons to All CPAs

▼ — indicates average for all CPAs





DHS, DFCS, Office of Provider Management
Performance-Based Placement Measures
RBWO Provider GA+SCORECARD - CPA
Report Quarter: Q3 FY2018



Provider/Program Name: Seeds That Grow, Inc. - (5322) - CPA

1805 Overlake Dr., Conyers, GA 30013 Phone: 770-679-9021 Vendor ID# 15077		Quarterly Scores (Grades)		Current Quarter Score (Grade)
		Q1: (F)	Q2: 100.00 (A+)	105.26%
		Q3: 105.26 (A+)	Q4: (N/A)	(A+)
# New Foster Homes During Quarter: 7		# Children in Care During Quarter: 17	# Placements During Quarter: 17	# Children in Care On Last Day: 12
	Avg Performance All CPAs (%)	Provider Performance (%)*	Possible Points (Weight)	Provider Points Earned
OPM Monitoring Reviews				
Annual Comprehensive Reviews	88%	Not Yet Conducted		
Safety Reviews	94%	100%	15	15.00
Monitoring Sub-Total			15	15.00
CPA Safety Outcomes				
Incidence of Maltreatment	0.02%	No Substantiated Reports	10	10.00
Staff Training	90%	100%	10	5.00
Safety Sub-Total			20	20.00
CPA Permanency Outcomes				
Placement Stability	92%	94%	15	14.10
Permanency Sub-Total			15	14.10
CPA Well-Being Outcomes				
EPSDT Medical Visits	85%	100%	4	4.00
EPSDT Dental Visits	79%	100%	4	4.00
Academic Supports	74%	96%	3	2.88
Provider ECEM Visits	91%	100%	7	7.00
Provider General Contacts	88%	100%	7	7.00
Placements with Siblings	64%	0%	Not Scored	Not Scored
Placements within Legal County	19%	12%	Not Scored	Not Scored
Well-Being Sub-Total			25	24.88

*Performance calculation descriptions can be found in the FY 2017 RBWO PBP Measurements and Standards Guide.

Monitoring & Outcomes: Possible Points = 75		Points Earned: 73.98	
Score Before Incentives Credit			98.64%
Incentives Awarded			6.62 pts
PBP Verification			N/A pts
Total Score			105.26%

Provider/Program Name: Seeds That Grow, Inc. - (5322) - CPA



DHS, DFCS, Office of Provider Management
Performance-Based Placement Measures
RBWO Provider GA+SCORECARD - CPA



Report Quarter: Q3 FY2018

# New Foster Homes During Quarter: 7		# Children in Care During Quarter: 17	# Placements During Quarter: 17	# Children in Care On Last Day: 12
CPA Incentive Credits	Avg Performance All CPAs (%)	Provider Performance (%)*	Possible Points (Weight)	Provider Points Earned
Early EPSDT Medical Visits		100%	2	2.00
Early EPSDT Dental Visits		100%	2	2.00
Permanency Contacts		None Planned	5	
Additional Academic Supports		31%	2	0.62
Foster Hm Retention Rate (threshold = 90)		Not Eligible	2	0.00
Foster Hm Recruitment (threshold = 100)		700%	2	2.00
Active Agency Accreditation		0%	4	0.00
Staff Clinical Licensure		0%	5	0.00
Incentives Total	5.21		24	6.62
Maximum total combined incentive credit allowed is 10 points.			Incentives Awarded	6.62
*Performance calculation descriptions can be found in the FY 2017 RBWO PBP Measurements and Standards Guide.				

Child Protective Services Investigations and Dispositions

The following investigations data, which is not used for scoring but is considered significant to a provider's performance, is from Georgia SHINES and is not considered final or complete until the end of the fiscal year.

Total Reports:	0	
Number Screened In:	0	
Number Screened Out:	0	
Number Substantiated:	0	
Number Unsubstantiated:	0	
Number Active CPS Investigations:	0	



DHS, DFCS, Office of Provider Management
Performance-Based Placement Measures
RBWO Provider GA+SCORECARD - CPA
Report Quarter: Q3 FY2018



Provider/Program Name: Trinity J and D, LLC - Trinity J and D, LLC (980) - CPA

7805 Waters Avenue, Savannah, GA 31406 Phone: 912-443-3799 Vendor ID# 40245	Quarterly Scores (Grades)		Current Quarter Score (Grade)
	Q1: 87.82 (B+)	Q2: 89.27 (B+)	89.34%
	Q3: 89.34 (B+)	Q4: (N/A)	(B+)
# New Foster Homes During Quarter: 2	# Children in Care During Quarter: 35	# Placements During Quarter: 35	# Children in Care On Last Day: 26

Quarterly Provider Comparisons to All CPAs

▼ — indicates average for all CPAs





DHS, DFCS, Office of Provider Management
Performance-Based Placement Measures
RBWO Provider GA+SCORECARD - CPA
Report Quarter: Q3 FY2018



Provider/Program Name: Trinity J and D, LLC - Trinity J and D, LLC (980) - CPA

7805 Waters Avenue, Savannah, GA 31406 Phone: 912-443-3799 Vendor ID# 40245		Quarterly Scores (Grades)		Current Quarter Score (Grade)
		Q1: 87.82 (B+)	Q2: 89.27 (B+)	89.34%
		Q3: 89.34 (B+)	Q4: (N/A)	(B+)
# New Foster Homes During Quarter: 2		# Children in Care During Quarter: 35	# Placements During Quarter: 35	# Children in Care On Last Day: 26
	Avg Performance All CPAs (%)	Provider Performance (%)*	Possible Points (Weight)	Provider Points Earned
OPM Monitoring Reviews				
Annual Comprehensive Reviews	88%	73%	25	18.20
Safety Reviews	94%	92%	15	13.85
Monitoring Sub-Total			40	32.05
CPA Safety Outcomes				
Incidence of Maltreatment	0.02%	No Substantiated Reports	10	10.00
Staff Training	90%	100%	10	5.00
Safety Sub-Total			20	20.00
CPA Permanency Outcomes				
Placement Stability	92%	100%	15	15.00
Permanency Sub-Total			15	15.00
CPA Well-Being Outcomes				
EPSDT Medical Visits	85%	78%	4	3.12
EPSDT Dental Visits	79%	58%	4	2.32
Academic Supports	74%	82%	3	2.46
Provider ECEM Visits	91%	94%	7	6.58
Provider General Contacts	88%	93%	7	6.51
Placements with Siblings	64%	100%	Not Scored	Not Scored
Placements within Legal County	19%	8%	Not Scored	Not Scored
Well-Being Sub-Total			25	20.99

*Performance calculation descriptions can be found in the FY 2017 RBWO PBP Measurements and Standards Guide.

Monitoring & Outcomes: Possible Points = 100		Points Earned: 88.04	
Score Before Incentives Credit			88.04%
Incentives Awarded			1.30 pts
PBP Verification			N/A pts
Total Score			89.34%

Provider/Program Name: Trinity J and D, LLC - Trinity J and D, LLC (980) - CPA



DHS, DFCS, Office of Provider Management
Performance-Based Placement Measures
RBWO Provider GA+SCORECARD - CPA



Report Quarter: Q3 FY2018

# New Foster Homes During Quarter: 2		# Children in Care During Quarter: 35	# Placements During Quarter: 35	# Children in Care On Last Day: 26
CPA Incentive Credits	Avg Performance All CPAs (%)	Provider Performance (%)*	Possible Points (Weight)	Provider Points Earned
Early EPSDT Medical Visits		44%	2	0.88
Early EPSDT Dental Visits		21%	2	0.42
Permanency Contacts		None Planned	5	
Additional Academic Supports		0%	2	0.00
Foster Hm Retention Rate (threshold = 90)		71%	2	0.00
Foster Hm Recruitment (threshold = 100)		67%	2	0.00
Active Agency Accreditation		0%	4	0.00
Staff Clinical Licensure		0%	5	0.00
Incentives Total	5.21		24	1.30
Maximum total combined incentive credit allowed is 10 points.			Incentives Awarded	1.30
*Performance calculation descriptions can be found in the FY 2017 RBWO PBP Measurements and Standards Guide.				

Child Protective Services Investigations and Dispositions

The following investigations data, which is not used for scoring but is considered significant to a provider's performance, is from Georgia SHINES and is not considered final or complete until the end of the fiscal year.

Total Reports:	0
Number Screened In:	0
Number Screened Out:	0
Number Substantiated:	0
Number Unsubstantiated:	0
Number Active CPS Investigations:	0



DHS, DFCS, Office of Provider Management
Performance-Based Placement Measures
RBWO Provider GA+SCORECARD - CPA
Report Quarter: Q3 FY2018



Provider/Program Name: Twin Cedars Youth Services - Foster Care (932) - CPA

2250 Northside Crossing, Macon, GA 31210 Phone: 706-298-0050 Vendor ID# 35611	Quarterly Scores (Grades)		Current Quarter Score (Grade)
	Q1: 97.17 (A+)	Q2: 96.59 (A)	95.02% (A)
	Q3: 95.02 (A)	Q4: (N/A)	
# New Foster Homes During Quarter: 2	# Children in Care During Quarter: 49	# Placements During Quarter: 55	# Children in Care On Last Day: 44

Quarterly Provider Comparisons to All CPAs

▼ — indicates average for all CPAs





DHS, DFCS, Office of Provider Management
Performance-Based Placement Measures
RBWO Provider GA+SCORECARD - CPA
Report Quarter: Q3 FY2018



Provider/Program Name: Twin Cedars Youth Services - Foster Care (932) - CPA

2250 Northside Crossing, Macon, GA 31210		Quarterly Scores (Grades)		Current Quarter Score (Grade)
Phone: 706-298-0050		Q1: 97.17 (A+)	Q2: 96.59 (A)	95.02%
Vendor ID# 35611		Q3: 95.02 (A)	Q4: (N/A)	(A)
# New Foster Homes During Quarter: 2		# Children in Care During Quarter: 49	# Placements During Quarter: 55	# Children in Care On Last Day: 44
	Avg Performance All CPAs (%)	Provider Performance (%)*	Possible Points (Weight)	Provider Points Earned
OPM Monitoring Reviews				
Annual Comprehensive Reviews	88%	97%	25	24.28
Safety Reviews	94%	96%	15	14.38
Monitoring Sub-Total			40	38.66
CPA Safety Outcomes				
Incidence of Maltreatment	0.02%	No Substantiated Reports	10	10.00
Staff Training	90%	100%	10	5.00
Safety Sub-Total			20	20.00
CPA Permanency Outcomes				
Placement Stability	92%	92%	15	13.80
Permanency Sub-Total			15	13.80
CPA Well-Being Outcomes				
EPSDT Medical Visits	85%	83%	4	3.32
EPSDT Dental Visits	79%	55%	4	2.20
Academic Supports	74%	39%	3	1.17
Provider ECEM Visits	91%	79%	7	5.53
Provider General Contacts	88%	76%	7	5.32
Placements with Siblings	64%	46%	Not Scored	Not Scored
Placements within Legal County	19%	50%	Not Scored	Not Scored
Well-Being Sub-Total			25	17.54

*Performance calculation descriptions can be found in the FY 2017 RBWO PBP Measurements and Standards Guide.

Monitoring & Outcomes: Possible Points = 100	Points Earned: 90.00
Score Before Incentives Credit	90.00%
Incentives Awarded	5.02 pts
PBP Verification	N/A pts
Total Score	95.02%

Provider/Program Name: Twin Cedars Youth Services - Foster Care (932) - CPA



DHS, DFCS, Office of Provider Management
Performance-Based Placement Measures
RBWO Provider GA+SCORECARD - CPA



Report Quarter: Q3 FY2018

# New Foster Homes During Quarter: 2		# Children in Care During Quarter: 49	# Placements During Quarter: 55	# Children in Care On Last Day: 44
CPA Incentive Credits	Avg Performance All CPAs (%)	Provider Performance (%)*	Possible Points (Weight)	Provider Points Earned
Early EPSDT Medical Visits		38%	2	0.76
Early EPSDT Dental Visits		13%	2	0.26
Permanency Contacts		0%	5	0.00
Additional Academic Supports		0%	2	0.00
Foster Hm Retention Rate (threshold = 90)		73%	2	0.00
Foster Hm Recruitment (threshold = 100)		100%	2	2.00
Active Agency Accreditation		50%	4	2.00
Staff Clinical Licensure		0%	5	0.00
Incentives Total	5.21		24	5.02
Maximum total combined incentive credit allowed is 10 points.			Incentives Awarded	5.02
*Performance calculation descriptions can be found in the FY 2017 RBWO PBP Measurements and Standards Guide.				

Child Protective Services Investigations and Dispositions

The following investigations data, which is not used for scoring but is considered significant to a provider's performance, is from Georgia SHINES and is not considered final or complete until the end of the fiscal year.

Total Reports:	1
Number Screened In:	1
Number Screened Out:	0
Number Substantiated:	0
Number Unsubstantiated:	0
Number Active CPS Investigations:	1



DHS, DFCS, Office of Provider Management
Performance-Based Placement Measures
RBWO Provider GA+SCORECARD - CPA



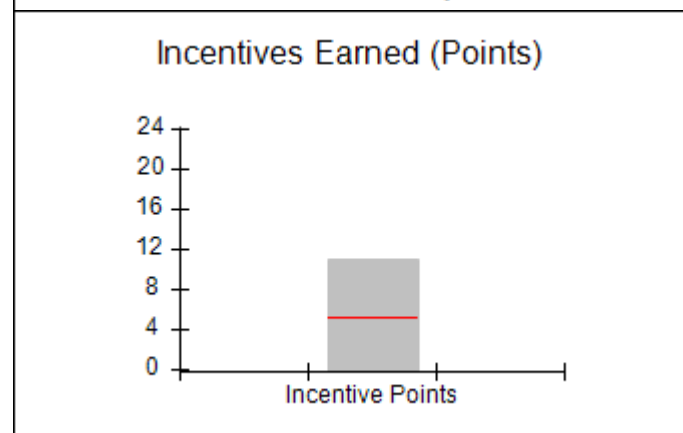
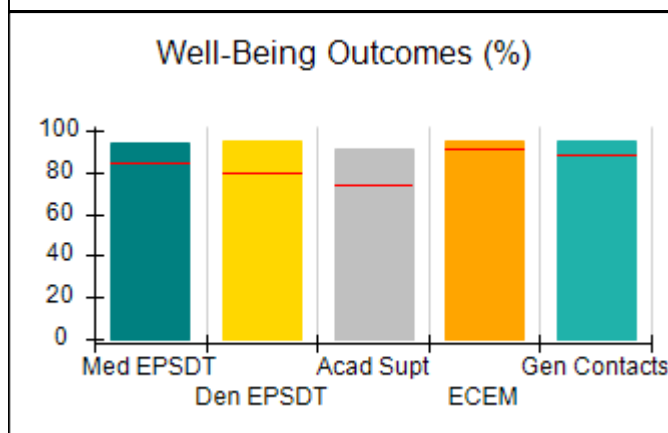
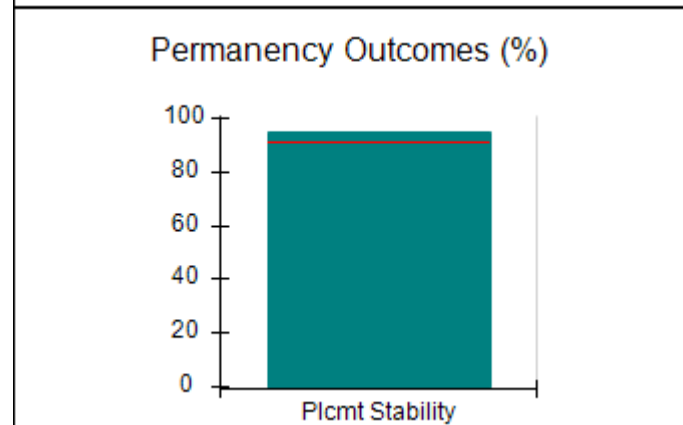
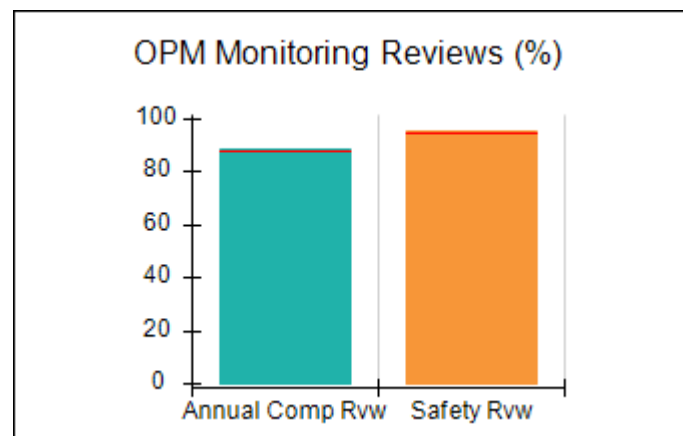
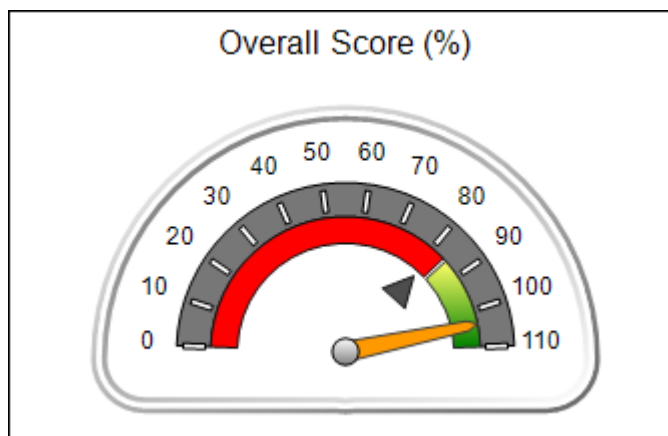
Report Quarter: Q3 FY2018

Provider/Program Name: United Methodist Children Home of the North GA Conference - (847) - CPA

1967 Lakeside Pkwy, Tucker, GA 30084 Phone: 404-327-5820 Vendor ID# 45624	Quarterly Scores (Grades)		Current Quarter Score (Grade)
	Q1: 102.55 (A+)	Q2: 104.99 (A+)	103.88% (A+)
	Q3: 103.88 (A+)	Q4: (N/A)	
# New Foster Homes During Quarter: 12	# Children in Care During Quarter: 165	# Placements During Quarter: 170	# Children in Care On Last Day: 147

Quarterly Provider Comparisons to All CPAs

▼ — indicates average for all CPAs





DHS, DFCS, Office of Provider Management
Performance-Based Placement Measures
RBWO Provider GA+SCORECARD - CPA



Report Quarter: Q3 FY2018

Provider/Program Name: United Methodist Children Home of the North GA Conference - (847) - CPA

1967 Lakeside Pkwy, Tucker, GA 30084 Phone: 404-327-5820 Vendor ID# 45624	Quarterly Scores (Grades)		Current Quarter Score (Grade)
	Q1: 102.55 (A+)	Q2: 104.99 (A+)	103.88%
	Q3: 103.88 (A+)	Q4: (N/A)	(A+)

# New Foster Homes During Quarter: 12	# Children in Care During Quarter: 165	# Placements During Quarter: 170	# Children in Care On Last Day: 147
---------------------------------------	--	----------------------------------	-------------------------------------

	Avg Performance All CPAs (%)	Provider Performance (%)*	Possible Points (Weight)	Provider Points Earned
--	-------------------------------------	----------------------------------	---------------------------------	-------------------------------

OPM Monitoring Reviews

Annual Comprehensive Reviews	88%	88%	25	22.06
Safety Reviews	94%	95%	15	14.28
Monitoring Sub-Total			40	36.34

CPA Safety Outcomes

Incidence of Maltreatment	0.02%	No Substantiated Reports	10	10.00
Staff Training	90%	94%	10	4.70
Safety Sub-Total			20	19.70

CPA Permanency Outcomes

Placement Stability	92%	95%	15	14.25
Permanency Sub-Total			15	14.25

CPA Well-Being Outcomes

EPSDT Medical Visits	85%	94%	4	3.76
EPSDT Dental Visits	79%	95%	4	3.80
Academic Supports	74%	91%	3	2.73
Provider ECEM Visits	91%	95%	7	6.65
Provider General Contacts	88%	95%	7	6.65
Placements with Siblings	64%	61%	Not Scored	Not Scored
Placements within Legal County	19%	21%	Not Scored	Not Scored
Well-Being Sub-Total			25	23.59

*Performance calculation descriptions can be found in the FY 2017 RBWO PBP Measurements and Standards Guide.

Monitoring & Outcomes: Possible Points = 100		Points Earned: 93.88	
Score Before Incentives Credit			93.88%
Incentives Awarded			10.00 pts
PBP Verification			N/A pts
Total Score			103.88%



DHS, DFCS, Office of Provider Management
Performance-Based Placement Measures
RBWO Provider GA+SCORECARD - CPA



Report Quarter: Q3 FY2018

Provider/Program Name: United Methodist Children Home of the North GA Conference - (847) - CPA

# New Foster Homes During Quarter: 12		# Children in Care During Quarter: 165	# Placements During Quarter: 170	# Children in Care On Last Day: 147
CPA Incentive Credits	Avg Performance All CPAs (%)	Provider Performance (%)*	Possible Points (Weight)	Provider Points Earned
Early EPSDT Medical Visits		100%	2	2.00
Early EPSDT Dental Visits		83%	2	1.66
Permanency Contacts		4%	5	0.20
Additional Academic Supports		5%	2	0.10
Foster Hm Retention Rate (threshold = 90)		92%	2	2.00
Foster Hm Recruitment (threshold = 100)		300%	2	2.00
Active Agency Accreditation		50%	4	2.00
Staff Clinical Licensure		20%	5	1.00
Incentives Total	5.21		24	10.96
Maximum total combined incentive credit allowed is 10 points.			Incentives Awarded	10.00

*Performance calculation descriptions can be found in the FY 2017 RBWO PBP Measurements and Standards Guide.

Child Protective Services Investigations and Dispositions

The following investigations data, which is not used for scoring but is considered significant to a provider's performance, is from Georgia SHINES and is not considered final or complete until the end of the fiscal year.

Total Reports:	8
Number Screened In:	7
Number Screened Out:	1
Number Substantiated:	0
Number Unsubstantiated:	5
Number Active CPS Investigations:	2



DHS, DFCS, Office of Provider Management
Performance-Based Placement Measures
RBWO Provider GA+SCORECARD - CPA



Report Quarter: Q3 FY2018

Provider/Program Name: Uniting Hope 4 Children - Augusta (5216) - CPA

611 Telfair Street, Augusta, GA 30901

Phone: 678-585-4686

Vendor ID# 137160

Quarterly Scores (Grades)

Q1: 103.08 (A+)

Q2: 101.19 (A+)

Q3: 101.83 (A+)

Q4: (N/A)

Current Quarter Score (Grade)

101.83%

(A+)

New Foster Homes During Quarter: 1

Children in Care During Quarter: 10

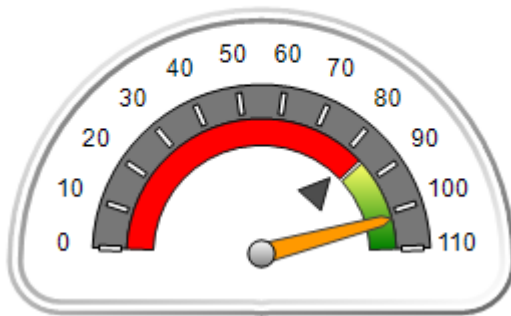
Placements During Quarter: 10

Children in Care On Last Day: 9

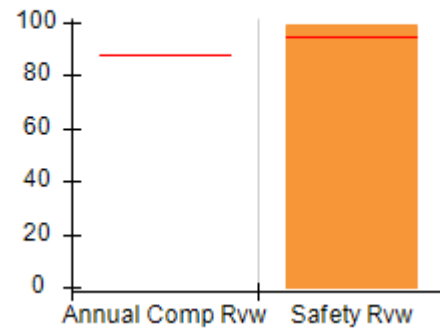
Quarterly Provider Comparisons to All CPAs

▼ — indicates average for all CPAs

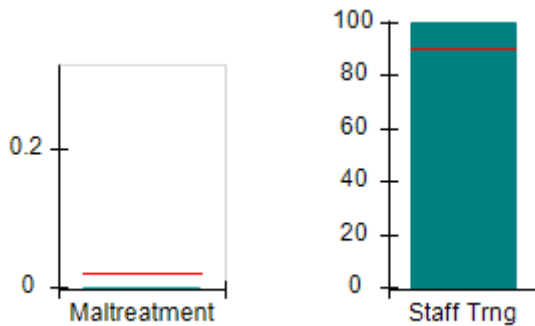
Overall Score (%)



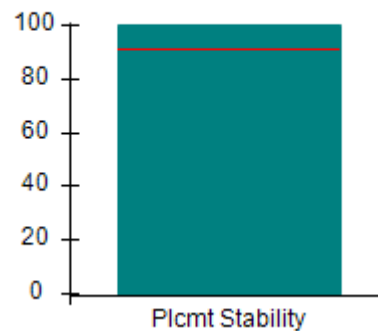
OPM Monitoring Reviews (%)



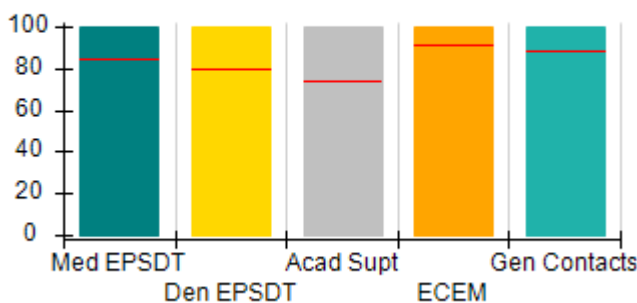
Safety Outcomes (%)



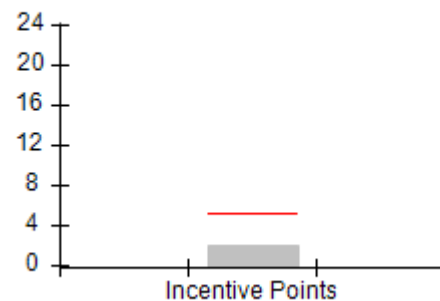
Permanency Outcomes (%)



Well-Being Outcomes (%)



Incentives Earned (Points)





DHS, DFCS, Office of Provider Management
Performance-Based Placement Measures
RBWO Provider GA+SCORECARD - CPA
Report Quarter: Q3 FY2018



Provider/Program Name: Uniting Hope 4 Children - Augusta (5216) - CPA

611 Telfair Street, Augusta, GA 30901 Phone: 678-585-4686 Vendor ID# 137160		Quarterly Scores (Grades)		Current Quarter Score (Grade)
		Q1: 103.08 (A+)	Q2: 101.19 (A+)	101.83%
		Q3: 101.83 (A+)	Q4: (N/A)	(A+)
# New Foster Homes During Quarter: 1		# Children in Care During Quarter: 10	# Placements During Quarter: 10	# Children in Care On Last Day: 9
	Avg Performance All CPAs (%)	Provider Performance (%)*	Possible Points (Weight)	Provider Points Earned
OPM Monitoring Reviews				
Annual Comprehensive Reviews	88%	Not Yet Conducted		
Safety Reviews	94%	99%	15	14.87
Monitoring Sub-Total			15	14.87
CPA Safety Outcomes				
Incidence of Maltreatment	0.02%	No Substantiated Reports	10	10.00
Staff Training	90%	100%	10	5.00
Safety Sub-Total			20	20.00
CPA Permanency Outcomes				
Placement Stability	92%	100%	15	15.00
Permanency Sub-Total			15	15.00
CPA Well-Being Outcomes				
EPSDT Medical Visits	85%	100%	4	4.00
EPSDT Dental Visits	79%	100%	4	4.00
Academic Supports	74%	100%	3	3.00
Provider ECEM Visits	91%	100%	7	7.00
Provider General Contacts	88%	100%	7	7.00
Placements with Siblings	64%	0%	Not Scored	Not Scored
Placements within Legal County	19%	0%	Not Scored	Not Scored
Well-Being Sub-Total			25	25.00

*Performance calculation descriptions can be found in the FY 2017 RBWO PBP Measurements and Standards Guide.

Monitoring & Outcomes: Possible Points = 75	Points Earned: 74.87
Score Before Incentives Credit	99.83%
Incentives Awarded	2.00 pts
PBP Verification	N/A pts
Total Score	101.83%

Provider/Program Name: Uniting Hope 4 Children - Augusta (5216) - CPA



DHS, DFCS, Office of Provider Management
Performance-Based Placement Measures
RBWO Provider GA+SCORECARD - CPA



Report Quarter: Q3 FY2018

# New Foster Homes During Quarter: 1		# Children in Care During Quarter: 10	# Placements During Quarter: 10	# Children in Care On Last Day: 9
CPA Incentive Credits	Avg Performance All CPAs (%)	Provider Performance (%)*	Possible Points (Weight)	Provider Points Earned
Early EPSDT Medical Visits		Not Eligible	2	
Early EPSDT Dental Visits		100%	2	2.00
Permanency Contacts		None Planned	5	
Additional Academic Supports		0%	2	0.00
Foster Hm Retention Rate (threshold = 90)		88%	2	0.00
Foster Hm Recruitment (threshold = 100)		50%	2	0.00
Active Agency Accreditation		0%	4	0.00
Staff Clinical Licensure		0%	5	0.00
Incentives Total	5.21		24	2.00
Maximum total combined incentive credit allowed is 10 points.			Incentives Awarded	2.00
*Performance calculation descriptions can be found in the FY 2017 RBWO PBP Measurements and Standards Guide.				

Child Protective Services Investigations and Dispositions

The following investigations data, which is not used for scoring but is considered significant to a provider's performance, is from Georgia SHINES and is not considered final or complete until the end of the fiscal year.

Total Reports:	0	
Number Screened In:	0	
Number Screened Out:	0	
Number Substantiated:	0	
Number Unsubstantiated:	0	
Number Active CPS Investigations:	0	



DHS, DFCS, Office of Provider Management
Performance-Based Placement Measures
RBWO Provider GA+SCORECARD - CPA
Report Quarter: Q3 FY2018

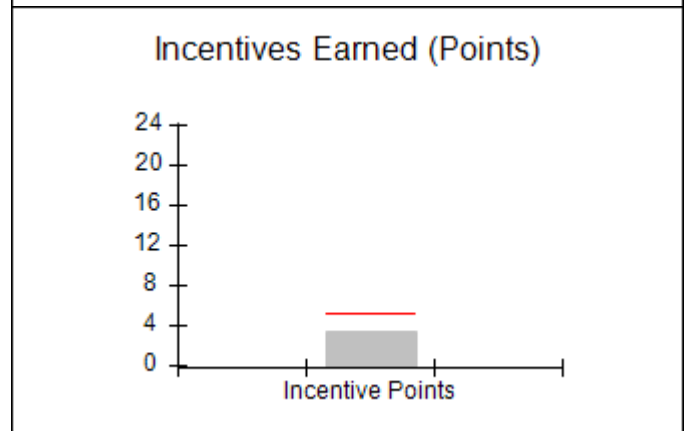
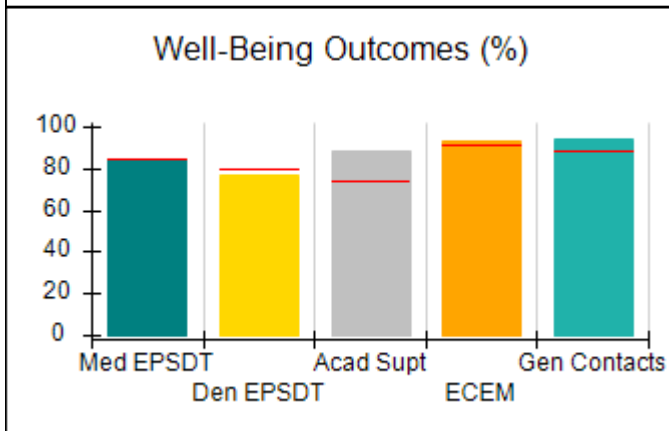
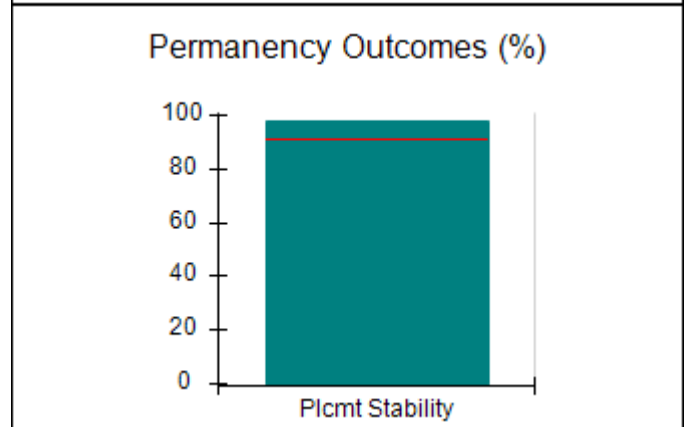
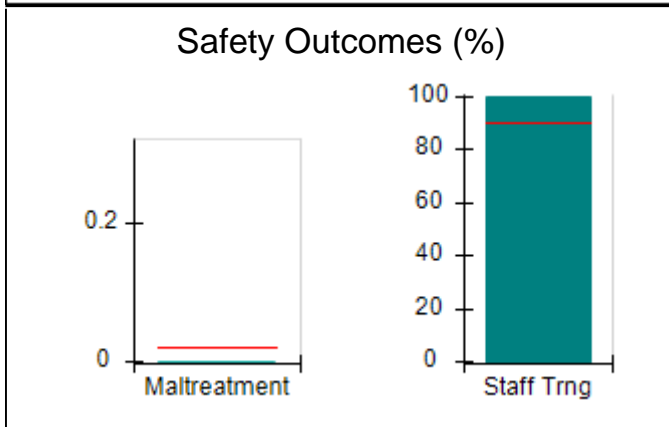
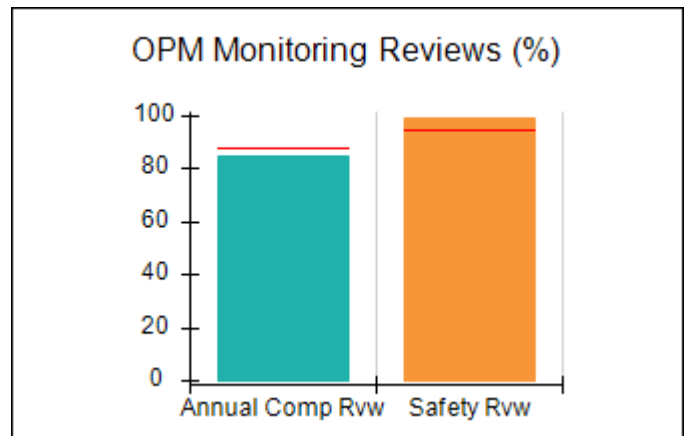
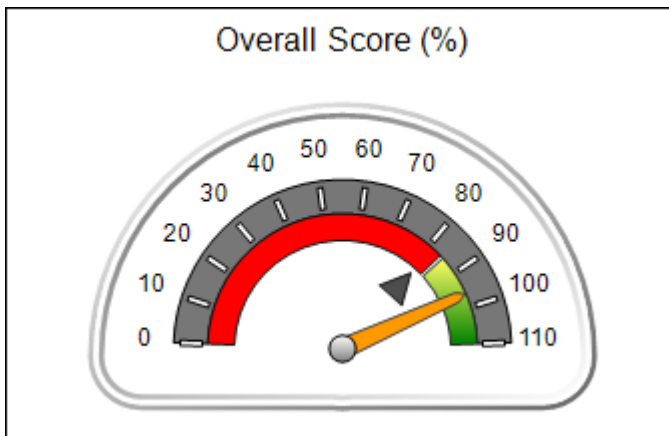


Provider/Program Name: Uniting Hope 4 Children - Loganville (5188) - CPA

1949 Highway 81, Loganville, GA 30052 Phone: 678-585-4686 Vendor ID# 125643	Quarterly Scores (Grades)		Current Quarter Score (Grade)
	Q1: 95.74 (A)	Q2: 96.69 (A)	96.22% (A)
	Q3: 96.22 (A)	Q4: (N/A)	
# New Foster Homes During Quarter: 4	# Children in Care During Quarter: 137	# Placements During Quarter: 138	# Children in Care On Last Day: 122

Quarterly Provider Comparisons to All CPAs

▼ — indicates average for all CPAs





DHS, DFCS, Office of Provider Management
Performance-Based Placement Measures
RBWO Provider GA+SCORECARD - CPA
Report Quarter: Q3 FY2018



Provider/Program Name: Uniting Hope 4 Children - Loganville (5188) - CPA

1949 Highway 81, Loganville, GA 30052		Quarterly Scores (Grades)		Current Quarter Score (Grade)
Phone: 678-585-4686		Q1: 95.74 (A)	Q2: 96.69 (A)	96.22%
Vendor ID# 125643		Q3: 96.22 (A)	Q4: (N/A)	(A)
# New Foster Homes During Quarter: 4		# Children in Care During Quarter: 137	# Placements During Quarter: 138	# Children in Care On Last Day: 122
	Avg Performance All CPAs (%)	Provider Performance (%)*	Possible Points (Weight)	Provider Points Earned
OPM Monitoring Reviews				
Annual Comprehensive Reviews	88%	85%	25	21.14
Safety Reviews	94%	99%	15	14.87
Monitoring Sub-Total			40	36.01
CPA Safety Outcomes				
Incidence of Maltreatment	0.02%	No Substantiated Reports	10	10.00
Staff Training	90%	100%	10	5.00
Safety Sub-Total			20	20.00
CPA Permanency Outcomes				
Placement Stability	92%	98%	15	14.70
Permanency Sub-Total			15	14.70
CPA Well-Being Outcomes				
EPSDT Medical Visits	85%	84%	4	3.36
EPSDT Dental Visits	79%	77%	4	3.08
Academic Supports	74%	88%	3	2.64
Provider ECEM Visits	91%	93%	7	6.51
Provider General Contacts	88%	94%	7	6.58
Placements with Siblings	64%	54%	Not Scored	Not Scored
Placements within Legal County	19%	13%	Not Scored	Not Scored
Well-Being Sub-Total			25	22.17

*Performance calculation descriptions can be found in the FY 2017 RBWO PBP Measurements and Standards Guide.

Monitoring & Outcomes: Possible Points = 100	Points Earned: 92.88
Score Before Incentives Credit	92.88%
Incentives Awarded	3.34 pts
PBP Verification	N/A pts
Total Score	96.22%

Provider/Program Name: Uniting Hope 4 Children - Loganville (5188) - CPA



DHS, DFCS, Office of Provider Management
Performance-Based Placement Measures
RBWO Provider GA+SCORECARD - CPA



Report Quarter: Q3 FY2018

# New Foster Homes During Quarter: 4		# Children in Care During Quarter: 137	# Placements During Quarter: 138	# Children in Care On Last Day: 122
CPA Incentive Credits	Avg Performance All CPAs (%)	Provider Performance (%)*	Possible Points (Weight)	Provider Points Earned
Early EPSDT Medical Visits		43%	2	0.86
Early EPSDT Dental Visits		47%	2	0.94
Permanency Contacts		None Planned	5	
Additional Academic Supports		77%	2	1.54
Foster Hm Retention Rate (threshold = 90)		77%	2	0.00
Foster Hm Recruitment (threshold = 100)		75%	2	0.00
Active Agency Accreditation		0%	4	0.00
Staff Clinical Licensure		0%	5	0.00
Incentives Total	5.21		24	3.34
Maximum total combined incentive credit allowed is 10 points.			Incentives Awarded	3.34
*Performance calculation descriptions can be found in the FY 2017 RBWO PBP Measurements and Standards Guide.				

Child Protective Services Investigations and Dispositions

The following investigations data, which is not used for scoring but is considered significant to a provider's performance, is from Georgia SHINES and is not considered final or complete until the end of the fiscal year.

Total Reports:	1
Number Screened In:	0
Number Screened Out:	1
Number Substantiated:	0
Number Unsubstantiated:	0
Number Active CPS Investigations:	0



DHS, DFCS, Office of Provider Management
Performance-Based Placement Measures
RBWO Provider GA+SCORECARD - CPA



Report Quarter: Q3 FY2018

Provider/Program Name: Universal Health Services of Savannah - Coastal Harbor Families (990) - CPA

1150 Cornell Avenue, Savannah, GA 31406

Phone: 912-354-3911

Vendor ID# 44182

Quarterly Scores (Grades)

Q1: 86.43 (B)

Q2: 93.32 (A-)

Q3: 94.90 (A)

Q4: (N/A)

Current Quarter Score (Grade)

94.90%

(A)

New Foster Homes During Quarter: 2

Children in Care During Quarter: 58

Placements During Quarter: 61

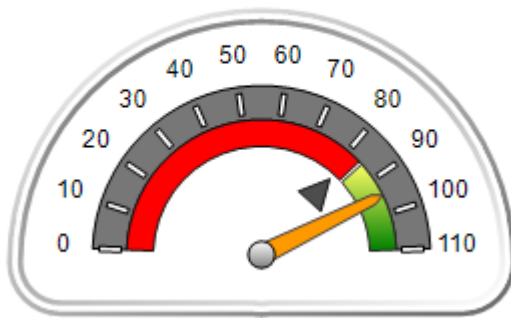
Children in Care On Last Day: 42

Quarterly Provider Comparisons to All CPAs

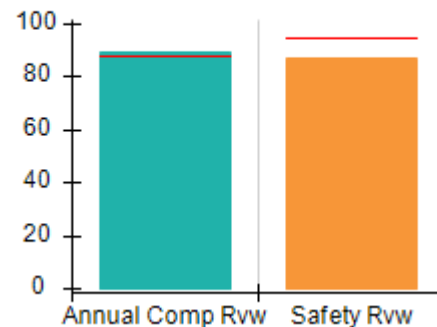


indicates average for all CPAs

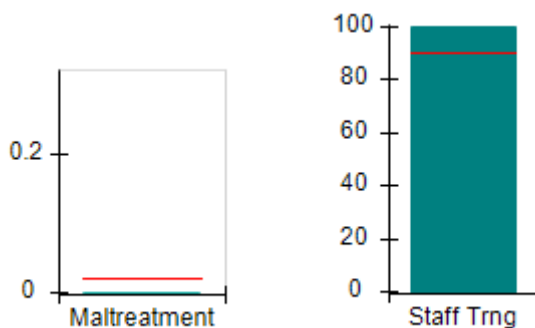
Overall Score (%)



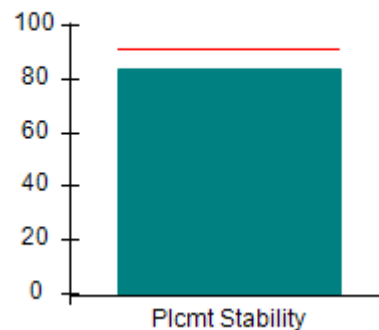
OPM Monitoring Reviews (%)



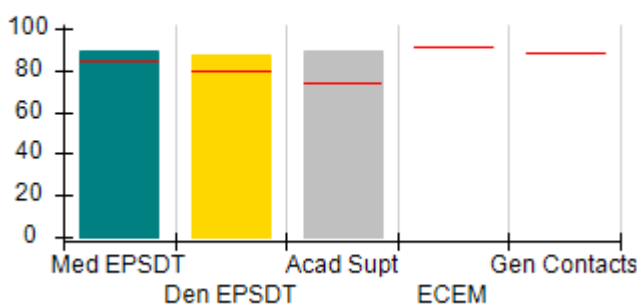
Safety Outcomes (%)



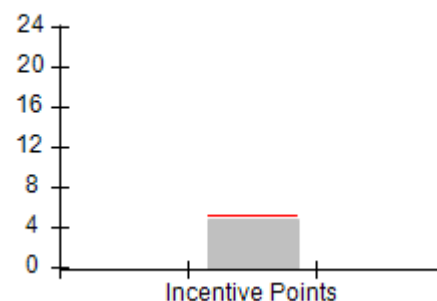
Permanency Outcomes (%)



Well-Being Outcomes (%)



Incentives Earned (Points)





DHS, DFCS, Office of Provider Management
Performance-Based Placement Measures
RBWO Provider GA+SCORECARD - CPA



Report Quarter: Q3 FY2018

Provider/Program Name: Universal Health Services of Savannah - Coastal Harbor Families (990) - CPA

1150 Cornell Avenue, Savannah, GA 31406 Phone: 912-354-3911 Vendor ID# 44182	Quarterly Scores (Grades)		Current Quarter Score (Grade)
	Q1: 86.43 (B)	Q2: 93.32 (A-)	94.90%
	Q3: 94.90 (A)	Q4: (N/A)	(A)

# New Foster Homes During Quarter: 2	# Children in Care During Quarter: 58	# Placements During Quarter: 61	# Children in Care On Last Day: 42
--------------------------------------	---------------------------------------	---------------------------------	------------------------------------

	Avg Performance All CPAs (%)	Provider Performance (%)*	Possible Points (Weight)	Provider Points Earned
--	-------------------------------------	----------------------------------	---------------------------------	-------------------------------

OPM Monitoring Reviews

Annual Comprehensive Reviews	88%	89%	25	22.37
Safety Reviews	94%	87%	15	13.07
Monitoring Sub-Total			40	35.44

CPA Safety Outcomes

Incidence of Maltreatment	0.02%	No Substantiated Reports	10	10.00
Staff Training	90%	100%	10	5.00
Safety Sub-Total			20	20.00

CPA Permanency Outcomes

Placement Stability	92%	84%	15	12.60
Permanency Sub-Total			15	12.60

CPA Well-Being Outcomes

EPSDT Medical Visits	85%	89%	9.1	8.08
EPSDT Dental Visits	79%	87%	9.1	7.90
Academic Supports	74%	89%	6.8	6.06
Provider ECEM Visits	91%	Not Eligible	N/A	
Provider General Contacts	88%	Not Eligible	N/A	
Placements with Siblings	64%	55%	Not Scored	Not Scored
Placements within Legal County	19%	46%	Not Scored	Not Scored
Well-Being Sub-Total			25	22.04

*Performance calculation descriptions can be found in the FY 2017 RBWO PBP Measurements and Standards Guide.

Monitoring & Outcomes: Possible Points = 100		Points Earned: 90.08	
Score Before Incentives Credit			90.08%
Incentives Awarded			4.82 pts
PBP Verification			N/A pts
Total Score			94.90%



DHS, DFCS, Office of Provider Management
Performance-Based Placement Measures
RBWO Provider GA+SCORECARD - CPA



Report Quarter: Q3 FY2018

Provider/Program Name: Universal Health Services of Savannah - Coastal Harbor Families (990) - CPA

# New Foster Homes During Quarter: 2		# Children in Care During Quarter: 58	# Placements During Quarter: 61	# Children in Care On Last Day: 42
CPA Incentive Credits	Avg Performance All CPAs (%)	Provider Performance (%)*	Possible Points (Weight)	Provider Points Earned
Early EPSDT Medical Visits		80%	2	1.60
Early EPSDT Dental Visits		61%	2	1.22
Permanency Contacts		0%	5	0.00
Additional Academic Supports		0%	2	0.00
Foster Hm Retention Rate (threshold = 90)		94%	2	2.00
Foster Hm Recruitment (threshold = 100)		25%	2	0.00
Active Agency Accreditation		0%	4	0.00
Staff Clinical Licensure		0%	5	0.00
Incentives Total	5.21		24	4.82
Maximum total combined incentive credit allowed is 10 points.			Incentives Awarded	4.82

*Performance calculation descriptions can be found in the FY 2017 RBWO PBP Measurements and Standards Guide.

Child Protective Services Investigations and Dispositions

The following investigations data, which is not used for scoring but is considered significant to a provider's performance, is from Georgia SHINES and is not considered final or complete until the end of the fiscal year.

Total Reports:	3
Number Screened In:	3
Number Screened Out:	0
Number Substantiated:	0
Number Unsubstantiated:	4
Number Active CPS Investigations:	-1



DHS, DFCS, Office of Provider Management
Performance-Based Placement Measures
RBWO Provider GA+SCORECARD - CPA
Report Quarter: Q3 FY2018

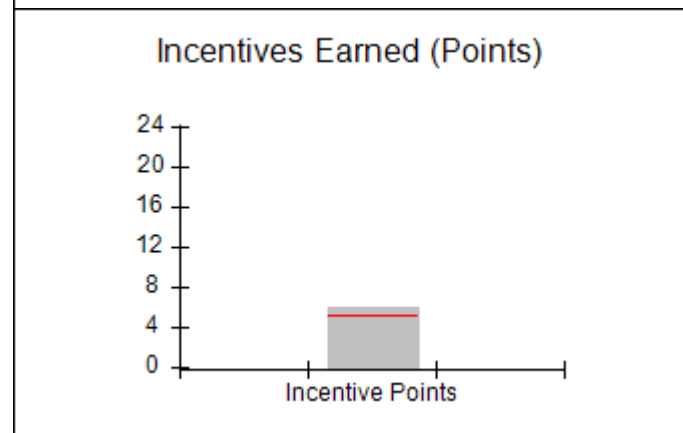
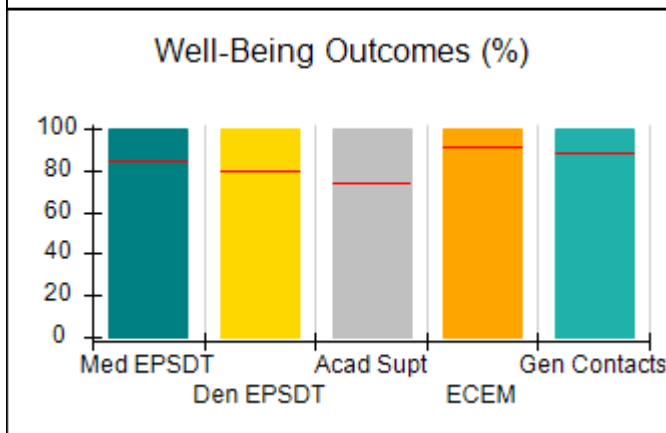
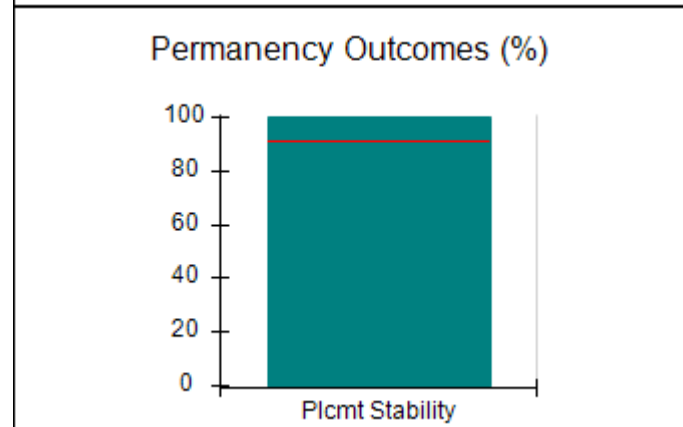
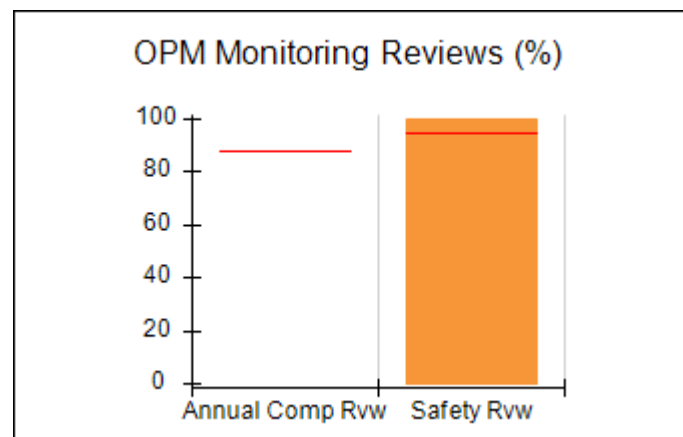
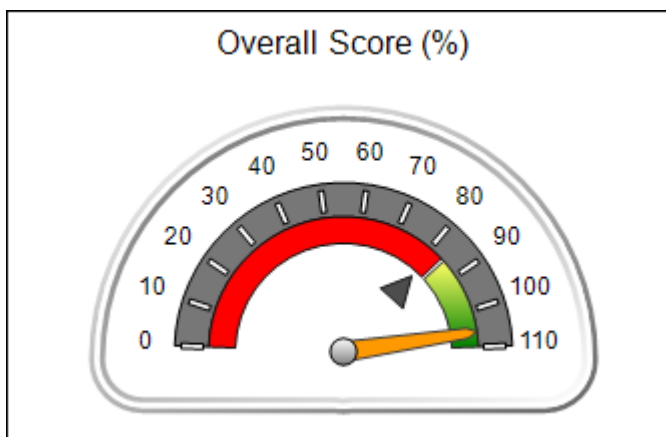


Provider/Program Name: WinShape Foster Care, LLC - (5225) - CPA

5295 Buffington Road, Atlanta, GA 30349 Phone: 4047652576 Vendor ID# 144122	Quarterly Scores (Grades)		Current Quarter Score (Grade)
	Q1: 98.65 (A+)	Q2: 104.75 (A+)	106.00% (A+)
	Q3: 106.00 (A+)	Q4: (N/A)	
# New Foster Homes During Quarter: 2	# Children in Care During Quarter: 4	# Placements During Quarter: 4	# Children in Care On Last Day: 3

Quarterly Provider Comparisons to All CPAs

▼ — indicates average for all CPAs





DHS, DFCS, Office of Provider Management
Performance-Based Placement Measures
RBWO Provider GA+SCORECARD - CPA
Report Quarter: Q3 FY2018



Provider/Program Name: WinShape Foster Care, LLC - (5225) - CPA

5295 Buffington Road, Atlanta, GA 30349 Phone: 4047652576 Vendor ID# 144122		Quarterly Scores (Grades)		Current Quarter Score (Grade)
		Q1: 98.65 (A+)	Q2: 104.75 (A+)	106.00%
		Q3: 106.00 (A+)	Q4: (N/A)	(A+)
# New Foster Homes During Quarter: 2		# Children in Care During Quarter: 4	# Placements During Quarter: 4	# Children in Care On Last Day: 3
	Avg Performance All CPAs (%)	Provider Performance (%)*	Possible Points (Weight)	Provider Points Earned
OPM Monitoring Reviews				
Annual Comprehensive Reviews	88%	Not Yet Conducted		
Safety Reviews	94%	100%	15	15.00
Monitoring Sub-Total			15	15.00
CPA Safety Outcomes				
Incidence of Maltreatment	0.02%	No Substantiated Reports	10	10.00
Staff Training	90%	100%	10	5.00
Safety Sub-Total			20	20.00
CPA Permanency Outcomes				
Placement Stability	92%	100%	15	15.00
Permanency Sub-Total			15	15.00
CPA Well-Being Outcomes				
EPSDT Medical Visits	85%	100%	4	4.00
EPSDT Dental Visits	79%	100%	4	4.00
Academic Supports	74%	100%	3	3.00
Provider ECEM Visits	91%	100%	7	7.00
Provider General Contacts	88%	100%	7	7.00
Placements with Siblings	64%	86%	Not Scored	Not Scored
Placements within Legal County	19%	Not Eligible	Not Scored	Not Scored
Well-Being Sub-Total			25	25.00

*Performance calculation descriptions can be found in the FY 2017 RBWO PBP Measurements and Standards Guide.

Monitoring & Outcomes: Possible Points = 75		Points Earned: 75.00	
Score Before Incentives Credit			100.00%
Incentives Awarded			6.00 pts
PBP Verification			N/A pts
Total Score			106.00%

Provider/Program Name: WinShape Foster Care, LLC - (5225) - CPA



DHS, DFCS, Office of Provider Management
Performance-Based Placement Measures
RBWO Provider GA+SCORECARD - CPA



Report Quarter: Q3 FY2018

# New Foster Homes During Quarter: 2		# Children in Care During Quarter: 4	# Placements During Quarter: 4	# Children in Care On Last Day: 3
CPA Incentive Credits	Avg Performance All CPAs (%)	Provider Performance (%)*	Possible Points (Weight)	Provider Points Earned
Early EPSDT Medical Visits		Not Eligible	2	
Early EPSDT Dental Visits		100%	2	2.00
Permanency Contacts		None Planned	5	
Additional Academic Supports		0%	2	0.00
Foster Hm Retention Rate (threshold = 90)		100%	2	2.00
Foster Hm Recruitment (threshold = 100)		200%	2	2.00
Active Agency Accreditation		0%	4	0.00
Staff Clinical Licensure		0%	5	0.00
Incentives Total	5.21		24	6.00
Maximum total combined incentive credit allowed is 10 points.			Incentives Awarded	6.00
*Performance calculation descriptions can be found in the FY 2017 RBWO PBP Measurements and Standards Guide.				

Child Protective Services Investigations and Dispositions

The following investigations data, which is not used for scoring but is considered significant to a provider's performance, is from Georgia SHINES and is not considered final or complete until the end of the fiscal year.

Total Reports:	0	
Number Screened In:	0	
Number Screened Out:	0	
Number Substantiated:	0	
Number Unsubstantiated:	0	
Number Active CPS Investigations:	0	