



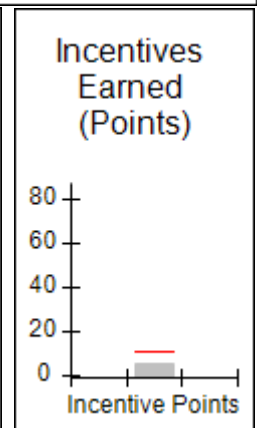
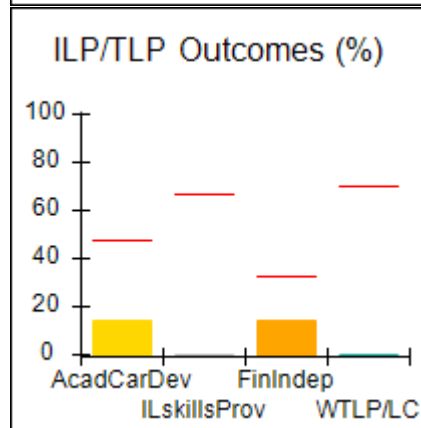
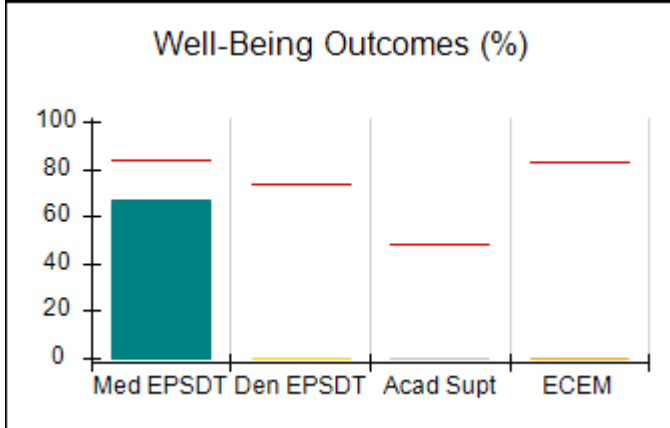
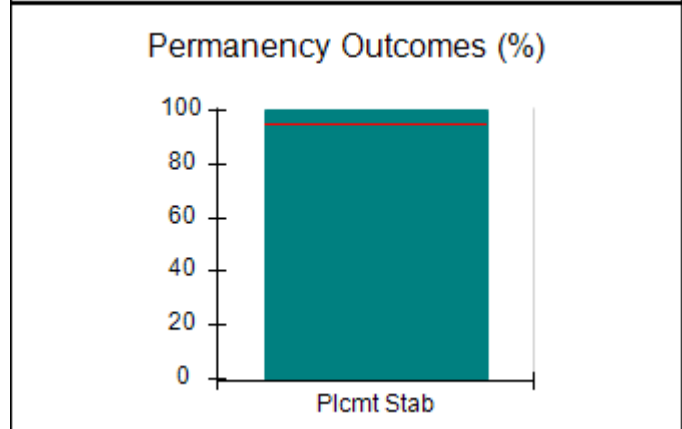
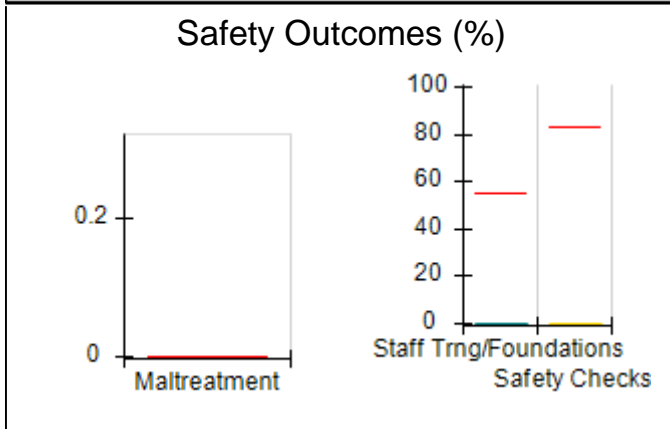
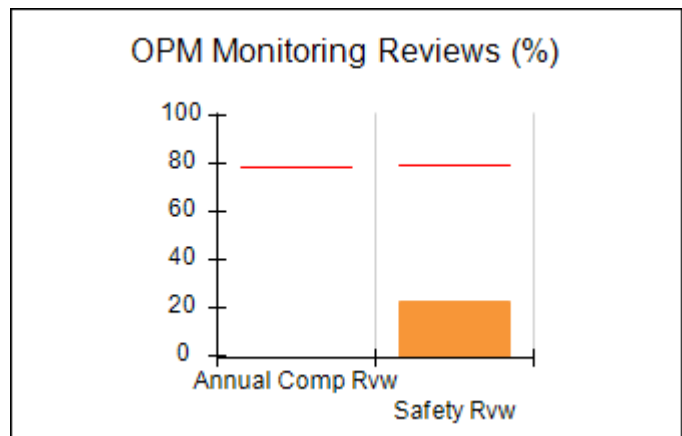
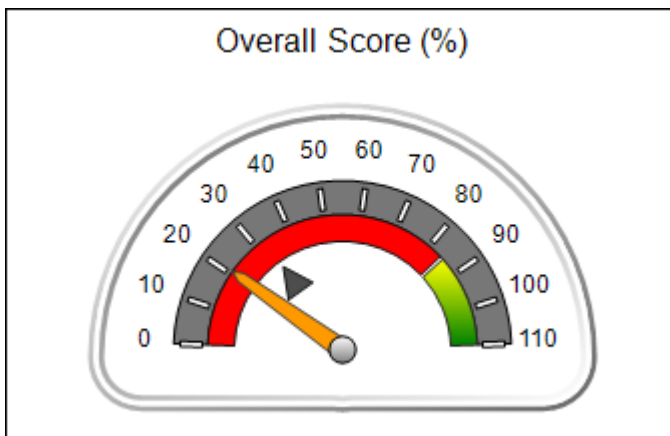
# Performance-Based Placement Measures RBWO Provider GA+SCORECARD - ILP/TLP

Report Quarter: Q4 FY2020

<b>Provider/Program Name: A Change for All 2 - East Point (5265) - ILP</b>			
2210 Sullivan Rd., Atlanta, GA 30337	Quarterly Scores (Grades)		Current Quarter Score (Grade)
Phone: 404-766-2211	Q1: 31.59 (F)	Q2: 30.61 (F)	<b>20.88% (F)</b>
Vendor ID# 151119	Q3: 26.78 (F)	Q4: 20.88 (F)	
Program Census Information:	# Children in Care During Quarter: 4	# Placements During Quarter: 4	# Children in Care On Last Day: 2

## Quarterly Provider Comparisons to All ILP/TLPs

▼ — indicates average for all ILP/TLPs





## Performance-Based Placement Measures RBWO Provider GA+SCORECARD - ILP/TLP

Report Quarter: Q4 FY2020

Provider/Program Name: A Change for All 2 - East Point (5265) - ILP				
2210 Sullivan Rd., Atlanta, GA 30337		Quarterly Scores (Grades)		Current Quarter Score (Grade)
Phone: 404-766-2211		Q1: 31.59 (F)	Q2: 30.61 (F)	<b>20.88%</b> <b>(F)</b>
Vendor ID# 151119		Q3: 26.78 (F)	Q4: 20.88 (F)	
Program Census Information:		# Children in Care During Quarter: 4	# Placements During Quarter: 4	# Children in Care On Last Day: 2
	Avg Performance All ILP/TLPs (%)	Provider Performance (%)*	Possible Points (Weight)	Provider Points Earned
OPM Monitoring Reviews				
Annual Comprehensive Reviews	79%	Not Yet Conducted		
Safety Reviews	80%	23%	10	2.25
<b>Monitoring Sub-Total</b>			<b>10</b>	<b>2.25</b>
ILP/TLP Safety Outcomes				
Incidence of Maltreatment	0.00%	No Substantiated Reports	3	3.00
Staff Training/Foundations	55%	0%	5	0.00
Staff Safety Checks	83%	0%	5	0.00
<b>Safety Sub-Total</b>			<b>13</b>	<b>3.00</b>
ILP/TLP Permanency Outcomes				
Placement Stability	95%	100%	3	3.00
<b>Permanency Sub-Total</b>			<b>3</b>	<b>3.00</b>
ILP/TLP Well-Being Outcomes				
EPSDT Medical Visits	84%	67%	4	2.68
EPSDT Dental Visits	74%	0%	4	0.00
Academic Supports	48%	0%	2	0.00
Provider ECEM Visits	83%	0%	4	0.00
Placements with Siblings	22%	Not Eligible	Not Scored	Not Scored
Placements within Legal County	15%	Not Eligible	Not Scored	Not Scored
<b>Well-Being Sub-Total</b>			<b>14</b>	<b>2.68</b>
ILP/TLP Specialty Outcomes				
Academic/Career Development	47%	14%	10	1.40
Ind Living Skills Provision	67%	0%	15	0.00
Financial Independence	33%	14%	5	0.70
WTLP/Life Coach	70%	0%	15	0.00
<b>Specialty Sub-Total</b>			<b>45</b>	<b>2.10</b>

\*Performance calculation descriptions can be found in the FY 2019 RBWO PBP Measurements and Standards Guide.

<b>Monitoring &amp; Outcomes: Possible Points = 85</b>	<b>Points Earned = 13.03</b>
--	------------------------------



**Performance-Based Placement Measures**  
**RBWO Provider GA+SCORECARD - ILP/TLP**

Report Quarter: Q4 FY2020

<b>Score Before Incentives Credit</b>	<b>15.33%</b>
<b>Incentives Awarded</b>	<b>05.55 pts</b>
<b>PBP Verification</b>	<b>N/A pts</b>
<b>Total Score</b>	<b>20.88%</b>

**Provider/Program Name: A Change for All 2 - East Point (5265) - ILP**

Program Census Information:		# Children in Care During Quarter: 4	# Placements During Quarter: 4	# Children in Care On Last Day: 2
ILP/TLP Incentive Credits	Avg Performance All ILP/TLPs (Points)	Provider Performance (%)*	Possible Points (Weight)	Provider Points Earned
No DOC Involvement		71%	5	3.55
Community Connections		50%	4	2.00
Positive Permanency Connections		0%	5	0.00
HS Grad/GED/Prof or Trade Certificate/College		N/A	10/5/5/1	
Part-Time Employment with Medical Benefits		0%	10	0.00
Living Arrangements at Discharge		0%	10	0.00
Additional Academic Supports		0%	2	0.00
Additional IL Skills Provision		0%	5	0.00
Active Agency Accreditation		0%	4	0.00
Staff Clinical Licensure		0%	5	0.00
<b>Incentives Total</b>	<b>10.51</b>			<b>5.55</b>

\*Performance calculation descriptions can be found in the FY 2019 RBWO PBP Measurements and Standards Guide.

**Child Protective Services Investigations and Dispositions**

The following investigations data, which is not used for scoring but is considered significant to a provider's performance, is from Georgia SHINES and is not considered final or complete until the end of the fiscal year.

Total Reports:	0
Number Screened In:	0
Number Screened Out:	0
Number Substantiated:	0
Number Unsubstantiated:	0
Number Active CPS Investigations:	0




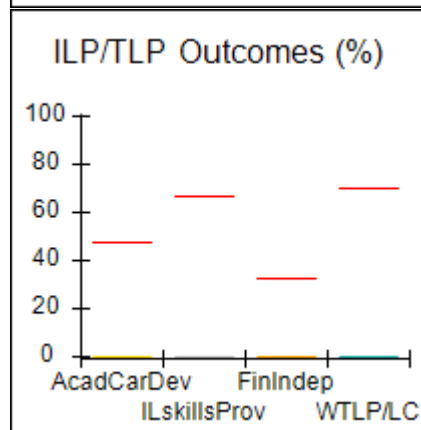
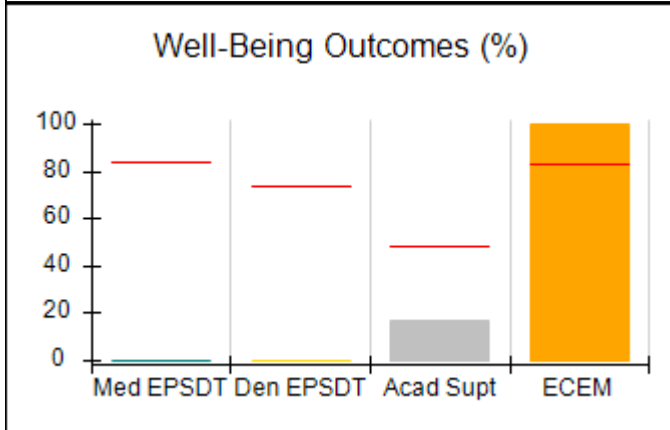
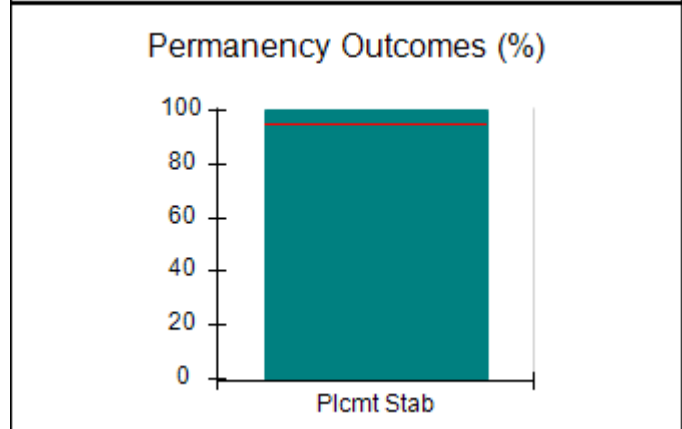
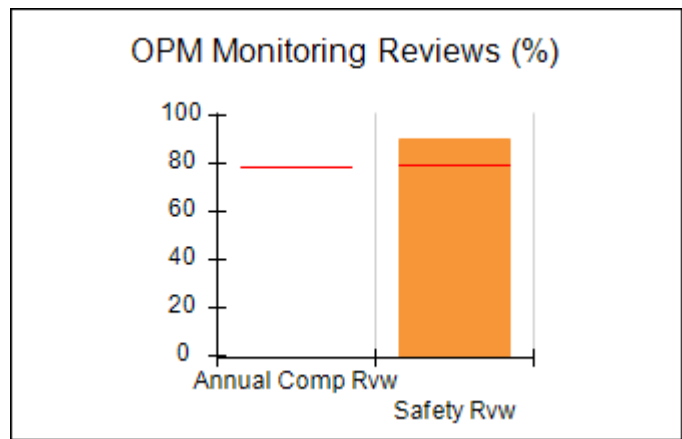
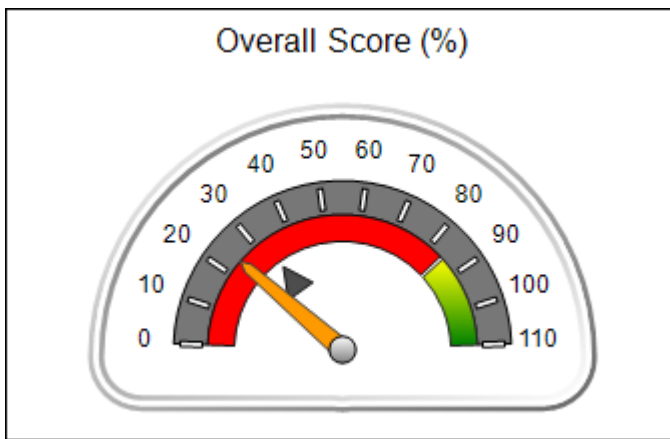
# Performance-Based Placement Measures RBWO Provider GA+SCORECARD - ILP/TLP

Report Quarter: Q4 FY2020

<b>Provider/Program Name: Atlanta Children's Foundation dba THE Village - (5344) - TLP</b>			
127 Gulley Trail, Toccoa, GA 30577	Quarterly Scores (Grades)		Current Quarter Score (Grade)
Phone: 404-824-2044	Q1: 33.07 (F)	Q2: 35.74 (F)	<b>24.22%</b> <b>(F)</b>
Vendor ID# 159953	Q3: 35.33 (F)	Q4: 24.22 (F)	
Program Census Information:	# Children in Care During Quarter: 3	# Placements During Quarter: 3	# Children in Care On Last Day: 3

## Quarterly Provider Comparisons to All ILP/TLPs

▼ — indicates average for all ILP/TLPs





## Performance-Based Placement Measures RBWO Provider GA+SCORECARD - ILP/TLP

Report Quarter: Q4 FY2020

<b>Provider/Program Name: Atlanta Children's Foundation dba THE Village - (5344) - TLP</b>				
<b>127 Gulley Trail, Toccoa, GA 30577</b>		<b>Quarterly Scores (Grades)</b>		<b>Current Quarter Score (Grade)</b>
<b>Phone: 404-824-2044</b>		<b>Q1: 33.07 (F)</b>	<b>Q2: 35.74 (F)</b>	<b>24.22%</b> <b>(F)</b>
<b>Vendor ID# 159953</b>		<b>Q3: 35.33 (F)</b>	<b>Q4: 24.22 (F)</b>	
Program Census Information:		# Children in Care During Quarter: 3	# Placements During Quarter: 3	# Children in Care On Last Day: 3
	<b>Avg Performance All ILP/TLPs (%)</b>	<b>Provider Performance (%)*</b>	<b>Possible Points (Weight)</b>	<b>Provider Points Earned</b>
<b>OPM Monitoring Reviews</b>				
Annual Comprehensive Reviews	79%	Not Yet Conducted		
Safety Reviews	80%	90%	10	9.00
<b>Monitoring Sub-Total</b>			<b>10</b>	<b>9.00</b>
<b>ILP/TLP Safety Outcomes</b>				
Incidence of Maltreatment	0.00%	No Substantiated Reports	3	3.00
Staff Training/Foundations	55%	0%	5	0.00
Staff Safety Checks	83%	25%	5	1.25
<b>Safety Sub-Total</b>			<b>13</b>	<b>4.25</b>
<b>ILP/TLP Permanency Outcomes</b>				
Placement Stability	95%	100%	3	3.00
<b>Permanency Sub-Total</b>			<b>3</b>	<b>3.00</b>
<b>ILP/TLP Well-Being Outcomes</b>				
EPSDT Medical Visits	84%	0%	4	0.00
EPSDT Dental Visits	74%	0%	4	0.00
Academic Supports	48%	17%	2	0.34
Provider ECEM Visits	83%	100%	4	4.00
Placements with Siblings	22%	Not Eligible	Not Scored	Not Scored
Placements within Legal County	15%	Not Eligible	Not Scored	Not Scored
<b>Well-Being Sub-Total</b>			<b>14</b>	<b>4.34</b>
<b>ILP/TLP Specialty Outcomes</b>				
Academic/Career Development	47%	0%	10	0.00
Ind Living Skills Provision	67%	0%	15	0.00
Financial Independence	33%	0%	5	0.00
WTLP/Life Coach	70%	0%	15	0.00
<b>Specialty Sub-Total</b>			<b>45</b>	<b>0.00</b>
*Performance calculation descriptions can be found in the FY 2019 RBWO PBP Measurements and Standards Guide.				

<b>Monitoring &amp; Outcomes: Possible Points = 85</b>	<b>Points Earned = 20.59</b>
--	------------------------------



## Performance-Based Placement Measures RBWO Provider GA+SCORECARD - ILP/TLP

Report Quarter: Q4 FY2020

<b>Score Before Incentives Credit</b>	<b>24.22%</b>
<b>Incentives Awarded</b>	<b>00.00 pts</b>
<b>PBP Verification</b>	<b>N/A pts</b>
<b>Total Score</b>	<b>24.22%</b>

### Provider/Program Name: Atlanta Children's Foundation dba THE Village - (5344) - TLP

Program Census Information:		# Children in Care During Quarter: 3	# Placements During Quarter: 3	# Children in Care On Last Day: 3
ILP/TLP Incentive Credits	Avg Performance All ILP/TLPs (Points)	Provider Performance (%)*	Possible Points (Weight)	Provider Points Earned
No DOC Involvement		0%	5	0.00
Community Connections		0%	4	0.00
Positive Permanency Connections		0%	5	0.00
HS Grad/GED/Prof or Trade Certificate/College		N/A	10/5/5/1	
Part-Time Employment with Medical Benefits		Not Eligible	10	
Living Arrangements at Discharge		Not Eligible	10	
Additional Academic Supports		0%	2	0.00
Additional IL Skills Provision		0%	5	0.00
Active Agency Accreditation		0%	4	0.00
Staff Clinical Licensure		0%	5	0.00
<b>Incentives Total</b>	<b>10.51</b>			<b>0.00</b>

\*Performance calculation descriptions can be found in the FY 2019 RBWO PBP Measurements and Standards Guide.

### Child Protective Services Investigations and Dispositions

The following investigations data, which is not used for scoring but is considered significant to a provider's performance, is from Georgia SHINES and is not considered final or complete until the end of the fiscal year.

Total Reports:	0	
Number Screened In:	0	
Number Screened Out:	0	
Number Substantiated:	0	
Number Unsubstantiated:	0	
Number Active CPS Investigations:	0	




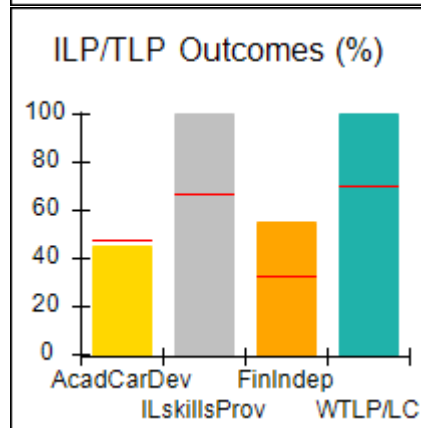
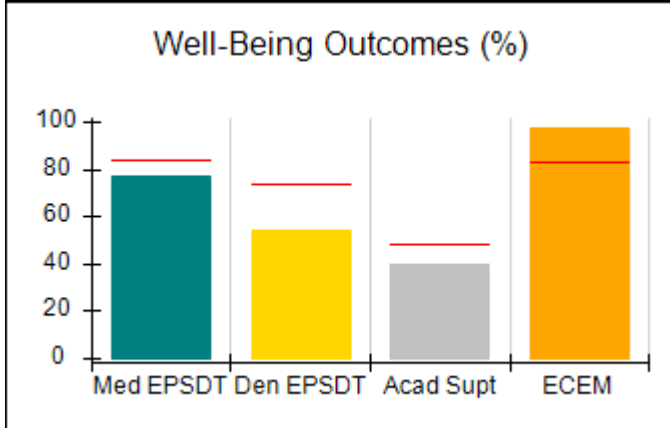
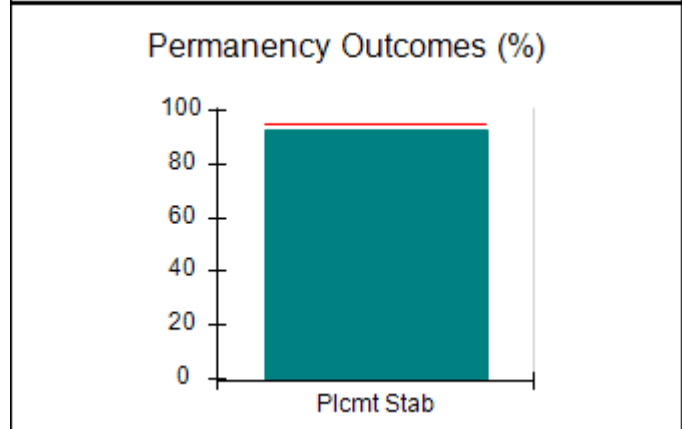
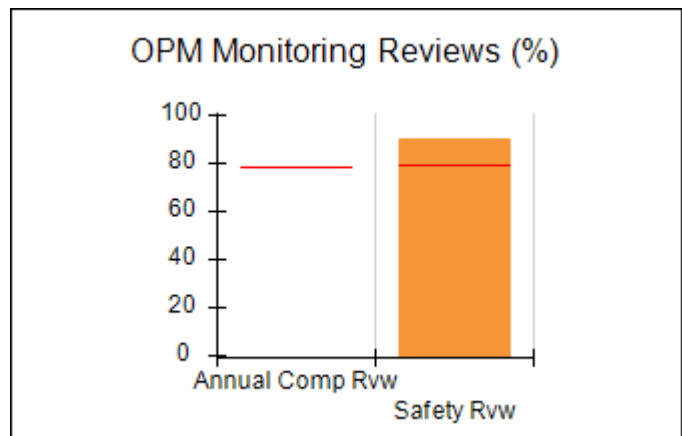
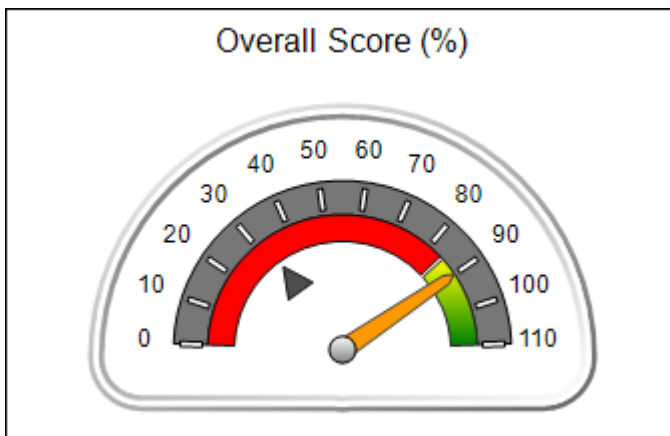
# Performance-Based Placement Measures RBWO Provider GA+SCORECARD - ILP/TLP

Report Quarter: Q4 FY2020

<b>Provider/Program Name: B&amp;B Academy Homes, Inc. - ILP (5371) - ILP</b>			
<b>2400 Herodian Way, Smyrna, GA 30080</b>	<b>Quarterly Scores (Grades)</b>		<b>Current Quarter Score (Grade)</b>
<b>Phone: 7703768867</b>	<b>Q1: 92.43 (A-)</b>	<b>Q2: 94.44 (A)</b>	<b>90.02% (A-)</b>
<b>Vendor ID# 161827</b>	<b>Q3: 88.60 (B+)</b>	<b>Q4: 90.02 (A-)</b>	
<b>Program Census Information:</b>	<b># Children in Care During Quarter: 15</b>	<b># Placements During Quarter: 15</b>	<b># Children in Care On Last Day: 12</b>

## Quarterly Provider Comparisons to All ILP/TLPs

▼ — indicates average for all ILP/TLPs





## Performance-Based Placement Measures RBWO Provider GA+SCORECARD - ILP/TLP

Report Quarter: Q4 FY2020

<b>Provider/Program Name: B&amp;B Academy Homes, Inc. - ILP (5371) - ILP</b>				
<b>2400 Herodian Way, Smyrna, GA 30080</b>		<b>Quarterly Scores (Grades)</b>		<b>Current Quarter Score (Grade)</b>
<b>Phone: 7703768867</b>		<b>Q1: 92.43 (A-)</b>	<b>Q2: 94.44 (A)</b>	<b>90.02%</b> <b>(A-)</b>
<b>Vendor ID# 161827</b>		<b>Q3: 88.60 (B+)</b>	<b>Q4: 90.02 (A-)</b>	
Program Census Information:		# Children in Care During Quarter: 15	# Placements During Quarter: 15	# Children in Care On Last Day: 12
	<b>Avg Performance All ILP/TLPs (%)</b>	<b>Provider Performance (%)*</b>	<b>Possible Points (Weight)</b>	<b>Provider Points Earned</b>
<b>OPM Monitoring Reviews</b>				
Annual Comprehensive Reviews	79%	Not Yet Conducted		
Safety Reviews	80%	90%	10	9.00
<b>Monitoring Sub-Total</b>			<b>10</b>	<b>9.00</b>
<b>ILP/TLP Safety Outcomes</b>				
Incidence of Maltreatment	0.00%	No Substantiated Reports	3	3.00
Staff Training/Foundations	55%	75%	5	3.75
Staff Safety Checks	83%	75%	5	3.75
<b>Safety Sub-Total</b>			<b>13</b>	<b>10.50</b>
<b>ILP/TLP Permanency Outcomes</b>				
Placement Stability	95%	93%	3	2.79
<b>Permanency Sub-Total</b>			<b>3</b>	<b>2.79</b>
<b>ILP/TLP Well-Being Outcomes</b>				
EPSDT Medical Visits	84%	77%	4	3.08
EPSDT Dental Visits	74%	54%	4	2.16
Academic Supports	48%	40%	2	0.80
Provider ECEM Visits	83%	97%	4	3.88
Placements with Siblings	22%	Not Eligible	Not Scored	Not Scored
Placements within Legal County	15%	0%	Not Scored	Not Scored
<b>Well-Being Sub-Total</b>			<b>14</b>	<b>9.92</b>
<b>ILP/TLP Specialty Outcomes</b>				
Academic/Career Development	47%	45%	10	4.50
Ind Living Skills Provision	67%	100%	15	15.00
Financial Independence	33%	55%	5	2.75
WTLP/Life Coach	70%	100%	15	15.00
<b>Specialty Sub-Total</b>			<b>45</b>	<b>37.25</b>
*Performance calculation descriptions can be found in the FY 2019 RBWO PBP Measurements and Standards Guide.				

<b>Monitoring &amp; Outcomes: Possible Points = 85</b>	<b>Points Earned = 69.46</b>
--	------------------------------





**Performance-Based Placement Measures**  
**RBWO Provider GA+SCORECARD - ILP/TLP**

Report Quarter: Q4 FY2020

<b>Score Before Incentives Credit</b>	<b>81.72%</b>
<b>Incentives Awarded</b>	<b>08.30 pts</b>
<b>PBP Verification</b>	<b>N/A pts</b>
<b>Total Score</b>	<b>90.02%</b>

**Provider/Program Name: B&B Academy Homes, Inc. - ILP (5371) - ILP**

Program Census Information:		# Children in Care During Quarter: 15	# Placements During Quarter: 15	# Children in Care On Last Day: 12
ILP/TLP Incentive Credits	Avg Performance All ILP/TLPs (Points)	Provider Performance (%)*	Possible Points (Weight)	Provider Points Earned
No DOC Involvement		100%	5	5.00
Community Connections		0%	4	0.00
Positive Permanency Connections		0%	5	0.00
HS Grad/GED/Prof or Trade Certificate/College		N/A	10/5/5/1	
Part-Time Employment with Medical Benefits		0%	10	0.00
Living Arrangements at Discharge		33%	10	3.30
Additional Academic Supports		0%	2	0.00
Additional IL Skills Provision		0%	5	0.00
Active Agency Accreditation		0%	4	0.00
Staff Clinical Licensure		0%	5	0.00
<b>Incentives Total</b>	<b>10.51</b>			<b>8.30</b>

\*Performance calculation descriptions can be found in the FY 2019 RBWO PBP Measurements and Standards Guide.

**Child Protective Services Investigations and Dispositions**

The following investigations data, which is not used for scoring but is considered significant to a provider's performance, is from Georgia SHINES and is not considered final or complete until the end of the fiscal year.

Total Reports:	0
Number Screened In:	0
Number Screened Out:	0
Number Substantiated:	0
Number Unsubstantiated:	0
Number Active CPS Investigations:	0



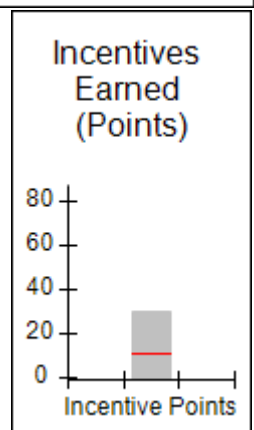
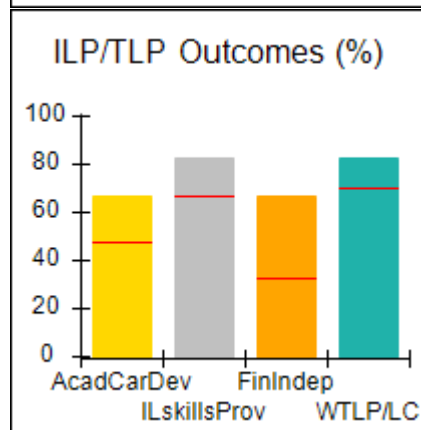
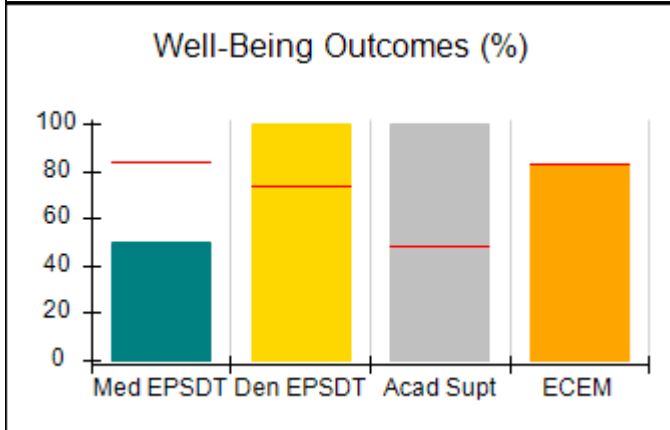
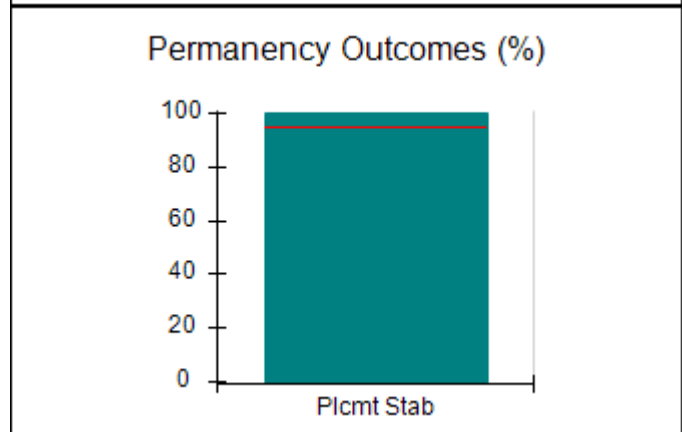
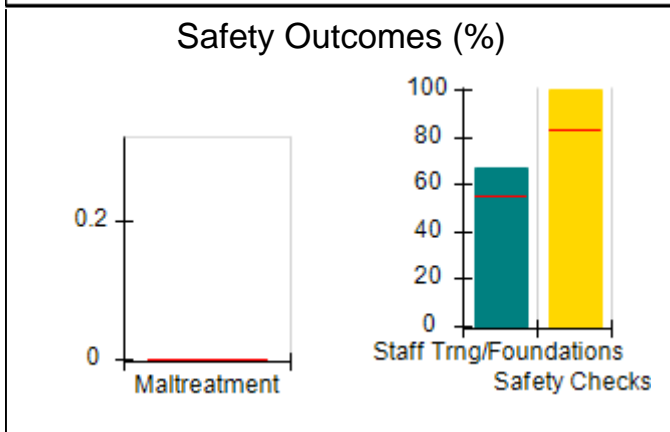
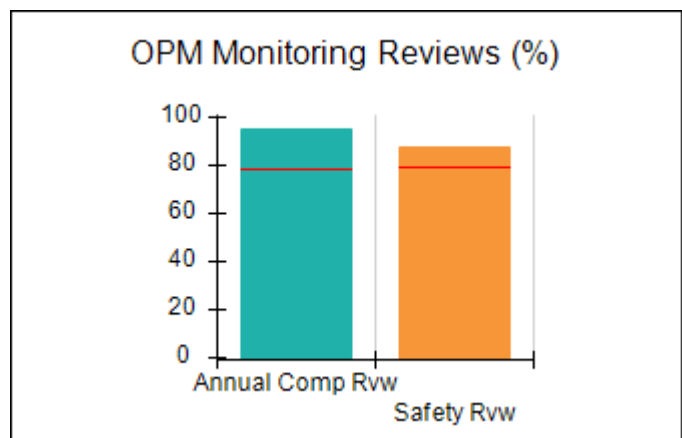
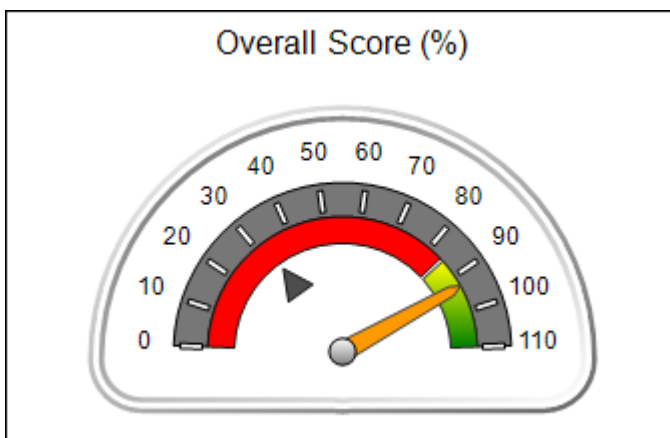
# Performance-Based Placement Measures RBWO Provider GA+SCORECARD - ILP/TLP

Report Quarter: Q4 FY2020

<b>Provider/Program Name: Carl Malone Foundation, Inc. - Mercy's Door IV (5142) - ILP</b>			
805 Happy St, Dalton, GA 30721	Quarterly Scores (Grades)		Current Quarter Score (Grade)
Phone: 706-277-4883	Q1: 90.95 (A-)	Q2: 80.01 (B-)	<b>93.11%</b> <b>(A-)</b>
Vendor ID# 115539	Q3: 83.71 (B-)	Q4: 93.11 (A-)	
Program Census Information:	# Children in Care During Quarter: 2	# Placements During Quarter: 2	# Children in Care On Last Day: 2

## Quarterly Provider Comparisons to All ILP/TLPs

▼ — indicates average for all ILP/TLPs





## Performance-Based Placement Measures RBWO Provider GA+SCORECARD - ILP/TLP

Report Quarter: Q4 FY2020

<b>Provider/Program Name: Carl Malone Foundation, Inc. - Mercy's Door IV (5142) - ILP</b>				
<b>805 Happy St, Dalton, GA 30721</b>		<b>Quarterly Scores (Grades)</b>		<b>Current Quarter Score (Grade)</b>
<b>Phone: 706-277-4883</b>		<b>Q1: 90.95 (A-)</b>	<b>Q2: 80.01 (B-)</b>	<b>93.11%</b> <b>(A-)</b>
<b>Vendor ID# 115539</b>		<b>Q3: 83.71 (B-)</b>	<b>Q4: 93.11 (A-)</b>	
Program Census Information:		# Children in Care During Quarter: 2	# Placements During Quarter: 2	# Children in Care On Last Day: 2
	<b>Avg Performance All ILP/TLPs (%)</b>	<b>Provider Performance (%)*</b>	<b>Possible Points (Weight)</b>	<b>Provider Points Earned</b>
<b>OPM Monitoring Reviews</b>				
Annual Comprehensive Reviews	79%	95%	15	14.23
Safety Reviews	80%	88%	10	8.75
<b>Monitoring Sub-Total</b>			<b>25</b>	<b>22.98</b>
<b>ILP/TLP Safety Outcomes</b>				
Incidence of Maltreatment	0.00%	Not Eligible		
Staff Training/Foundations	55%	67%	6.5	4.36
Staff Safety Checks	83%	100%	6.5	6.50
<b>Safety Sub-Total</b>			<b>13</b>	<b>10.86</b>
<b>ILP/TLP Permanency Outcomes</b>				
Placement Stability	95%	100%	3	3.00
<b>Permanency Sub-Total</b>			<b>3</b>	<b>3.00</b>
<b>ILP/TLP Well-Being Outcomes</b>				
EPSDT Medical Visits	84%	50%	4	2.00
EPSDT Dental Visits	74%	100%	4	4.00
Academic Supports	48%	100%	2	2.00
Provider ECEM Visits	83%	83%	4	3.32
Placements with Siblings	22%	100%	Not Scored	Not Scored
Placements within Legal County	15%	Not Eligible	Not Scored	Not Scored
<b>Well-Being Sub-Total</b>			<b>14</b>	<b>11.32</b>
<b>ILP/TLP Specialty Outcomes</b>				
Academic/Career Development	47%	67%	10	6.70
Ind Living Skills Provision	67%	83%	15	12.45
Financial Independence	33%	67%	5	3.35
WTLP/Life Coach	70%	83%	15	12.45
<b>Specialty Sub-Total</b>			<b>45</b>	<b>34.95</b>
*Performance calculation descriptions can be found in the FY 2019 RBWO PBP Measurements and Standards Guide.				

<b>Monitoring &amp; Outcomes: Possible Points = 100</b>	<b>Points Earned = 83.11</b>
<b>Score Before Incentives Credit</b>	<b>83.11%</b>



**Performance-Based Placement Measures**  
**RBWO Provider GA+SCORECARD - ILP/TLP**

Report Quarter: Q4 FY2020

<b>Incentives Awarded</b>	<b>10.00 pts</b>
<b>PBP Verification</b>	<b>N/A pts</b>
<b>Total Score</b>	<b>93.11%</b>

**Provider/Program Name: Carl Malone Foundation, Inc. - Mercy's Door IV (5142) - ILP**

Program Census Information:		# Children in Care During Quarter: 2	# Placements During Quarter: 2	# Children in Care On Last Day: 2
ILP/TLP Incentive Credits	Avg Performance All ILP/TLPs (Points)	Provider Performance (%)*	Possible Points (Weight)	Provider Points Earned
No DOC Involvement		100%	5	5.00
Community Connections		100%	4	4.00
Positive Permanency Connections		100%	5	5.00
HS Grad/GED/Prof or Trade Certificate/College		N/A	10/5/5/1	10.00
Part-Time Employment with Medical Benefits		Not Eligible	10	
Living Arrangements at Discharge		Not Eligible	10	
Additional Academic Supports		100%	2	2.00
Additional IL Skills Provision		83%	5	4.15
Active Agency Accreditation		0%	4	0.00
Staff Clinical Licensure		0%	5	0.00
<b>Incentives Total</b>	<b>10.51</b>			<b>30.15</b>

\*Performance calculation descriptions can be found in the FY 2019 RBWO PBP Measurements and Standards Guide.

**Child Protective Services Investigations and Dispositions**

The following investigations data, which is not used for scoring but is considered significant to a provider's performance, is from Georgia SHINES and is not considered final or complete until the end of the fiscal year.

Total Reports:	0
Number Screened In:	0
Number Screened Out:	0
Number Substantiated:	0
Number Unsubstantiated:	0
Number Active CPS Investigations:	0



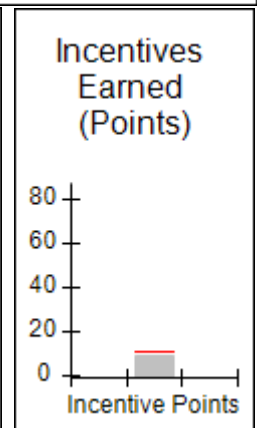
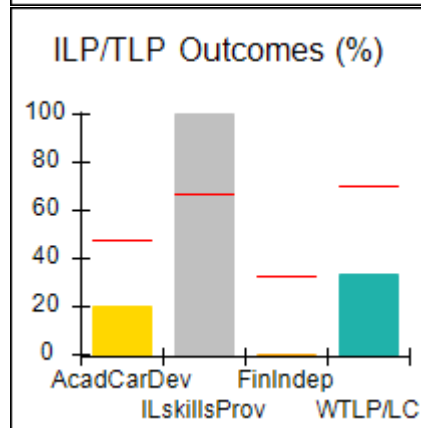
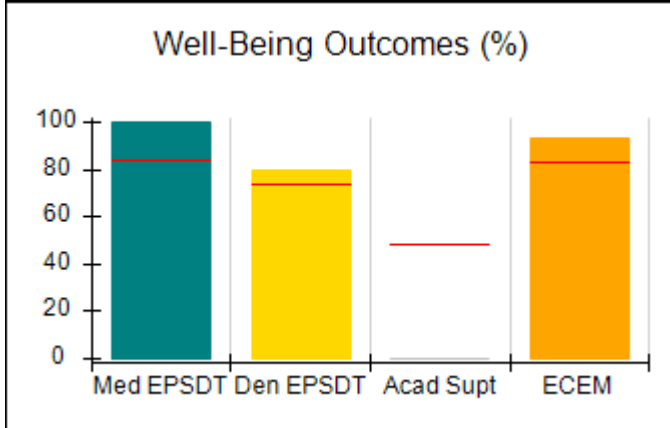
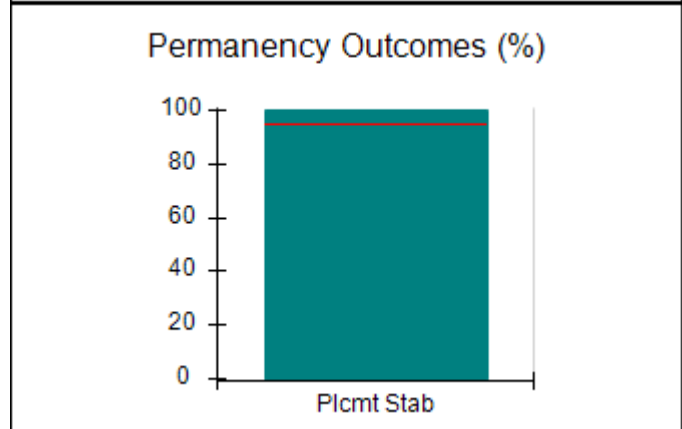
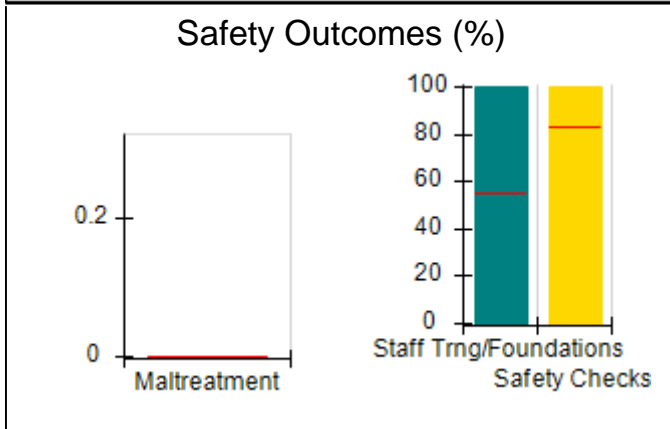
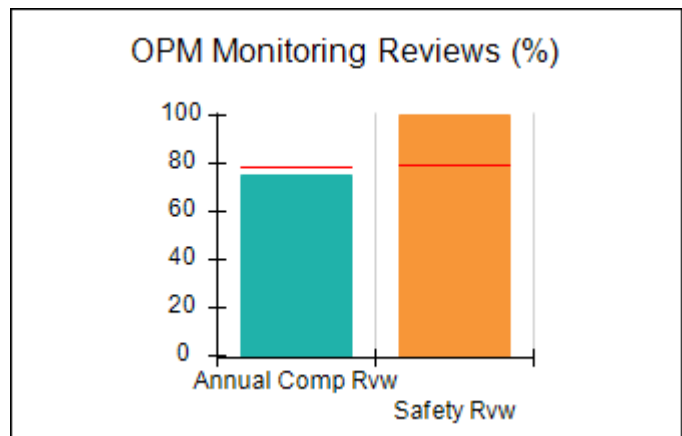
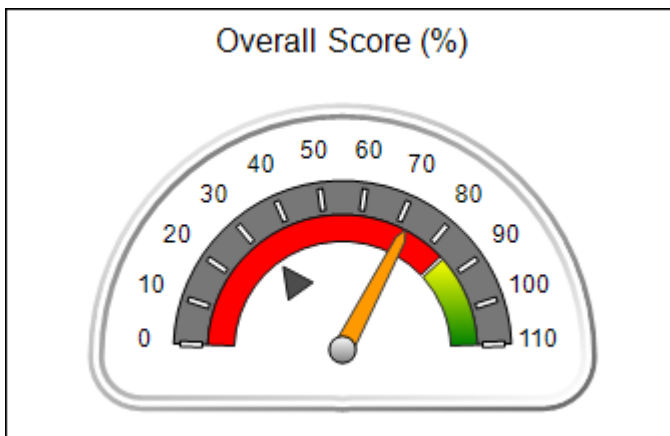
# Performance-Based Placement Measures RBWO Provider GA+SCORECARD - ILP/TLP

Report Quarter: Q4 FY2020

<b>Provider/Program Name: Carrie Steele-Pitts Home, Inc. - TLP (5129) - ILP</b>			
667 Fairburn Rd., NW, Atlanta, GA 30331	Quarterly Scores (Grades)		Current Quarter Score (Grade)
Phone: 404-691-5187	Q1: 83.97 (B-)	Q2: 84.88 (B)	<b>72.34%</b> <b>(C-)</b>
Vendor ID# 109513	Q3: 73.66 (C-)	Q4: 72.34 (C-)	
Program Census Information:	# Children in Care During Quarter: 5	# Placements During Quarter: 5	# Children in Care On Last Day: 5

## Quarterly Provider Comparisons to All ILP/TLPs

▼ — indicates average for all ILP/TLPs





## Performance-Based Placement Measures RBWO Provider GA+SCORECARD - ILP/TLP

Report Quarter: Q4 FY2020

<b>Provider/Program Name: Carrie Steele-Pitts Home, Inc. - TLP (5129) - ILP</b>				
<b>667 Fairburn Rd., NW, Atlanta, GA 30331</b>		<b>Quarterly Scores (Grades)</b>		<b>Current Quarter Score (Grade)</b>
<b>Phone: 404-691-5187</b>		<b>Q1: 83.97 (B-)</b>	<b>Q2: 84.88 (B)</b>	<b>72.34%</b> <b>(C-)</b>
<b>Vendor ID# 109513</b>		<b>Q3: 73.66 (C-)</b>	<b>Q4: 72.34 (C-)</b>	
Program Census Information:		# Children in Care During Quarter: 5	# Placements During Quarter: 5	# Children in Care On Last Day: 5
	<b>Avg Performance All ILP/TLPs (%)</b>	<b>Provider Performance (%)*</b>	<b>Possible Points (Weight)</b>	<b>Provider Points Earned</b>
<b>OPM Monitoring Reviews</b>				
Annual Comprehensive Reviews	79%	75%	15	11.30
Safety Reviews	80%	100%	10	10.00
<b>Monitoring Sub-Total</b>			<b>25</b>	<b>21.30</b>
<b>ILP/TLP Safety Outcomes</b>				
Incidence of Maltreatment	0.00%	Not Eligible		
Staff Training/Foundations	55%	100%	6.5	6.50
Staff Safety Checks	83%	100%	6.5	6.50
<b>Safety Sub-Total</b>			<b>13</b>	<b>13.00</b>
<b>ILP/TLP Permanency Outcomes</b>				
Placement Stability	95%	100%	3	3.00
<b>Permanency Sub-Total</b>			<b>3</b>	<b>3.00</b>
<b>ILP/TLP Well-Being Outcomes</b>				
EPSDT Medical Visits	84%	100%	4	4.00
EPSDT Dental Visits	74%	80%	4	3.20
Academic Supports	48%	0%	2	0.00
Provider ECEM Visits	83%	93%	4	3.72
Placements with Siblings	22%	50%	Not Scored	Not Scored
Placements within Legal County	15%	Not Eligible	Not Scored	Not Scored
<b>Well-Being Sub-Total</b>			<b>14</b>	<b>10.92</b>
<b>ILP/TLP Specialty Outcomes</b>				
Academic/Career Development	47%	20%	10	2.00
Ind Living Skills Provision	67%	100%	15	15.00
Financial Independence	33%	0%	5	0.00
WTLP/Life Coach	70%	33%	15	4.95
<b>Specialty Sub-Total</b>			<b>45</b>	<b>21.95</b>
*Performance calculation descriptions can be found in the FY 2019 RBWO PBP Measurements and Standards Guide.				

<b>Monitoring &amp; Outcomes: Possible Points = 100</b>	<b>Points Earned = 70.17</b>
<b>Score Before Incentives Credit</b>	<b>70.17%</b>



**Performance-Based Placement Measures**  
**RBWO Provider GA+SCORECARD - ILP/TLP**

Report Quarter: Q4 FY2020

<b>Incentives Awarded</b>	<b>09.35 pts</b>
<b>PBP Verification</b>	<b>-7.18 pts</b>
<b>Total Score</b>	<b>72.34%</b>

**Provider/Program Name: Carrie Steele-Pitts Home, Inc. - TLP (5129) - ILP**

Program Census Information:		# Children in Care During Quarter: 5	# Placements During Quarter: 5	# Children in Care On Last Day: 5
ILP/TLP Incentive Credits	Avg Performance All ILP/TLPs (Points)	Provider Performance (%)*	Possible Points (Weight)	Provider Points Earned
No DOC Involvement		100%	5	5.00
Community Connections		0%	4	0.00
Positive Permanency Connections		20%	5	1.00
HS Grad/GED/Prof or Trade Certificate/College		N/A	10/5/5/1	1.00
Part-Time Employment with Medical Benefits		Not Eligible	10	
Living Arrangements at Discharge		Not Eligible	10	
Additional Academic Supports		0%	2	0.00
Additional IL Skills Provision		27%	5	1.35
Active Agency Accreditation		0%	4	0.00
Staff Clinical Licensure		20%	5	1.00
<b>Incentives Total</b>	<b>10.51</b>			<b>9.35</b>

\*Performance calculation descriptions can be found in the FY 2019 RBWO PBP Measurements and Standards Guide.

**Child Protective Services Investigations and Dispositions**

The following investigations data, which is not used for scoring but is considered significant to a provider's performance, is from Georgia SHINES and is not considered final or complete until the end of the fiscal year.

Total Reports:	0
Number Screened In:	0
Number Screened Out:	0
Number Substantiated:	0
Number Unsubstantiated:	0
Number Active CPS Investigations:	0




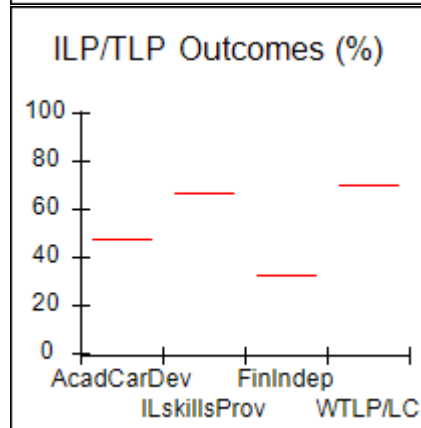
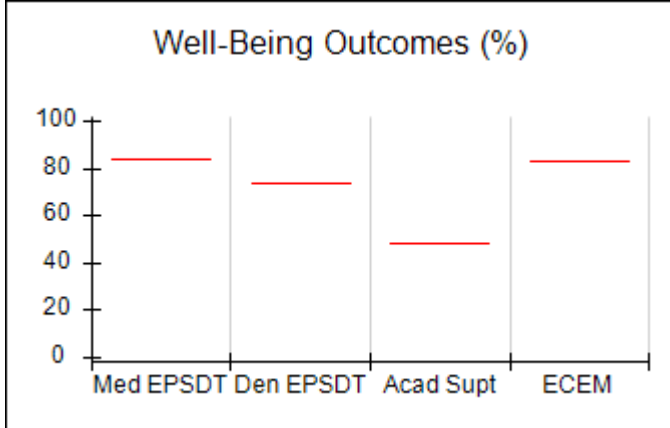
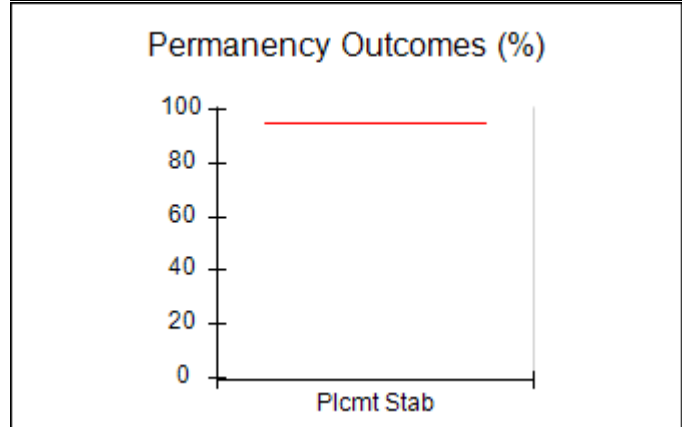
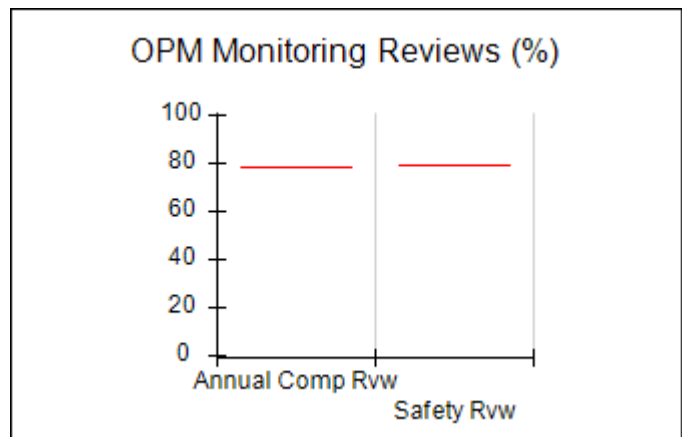
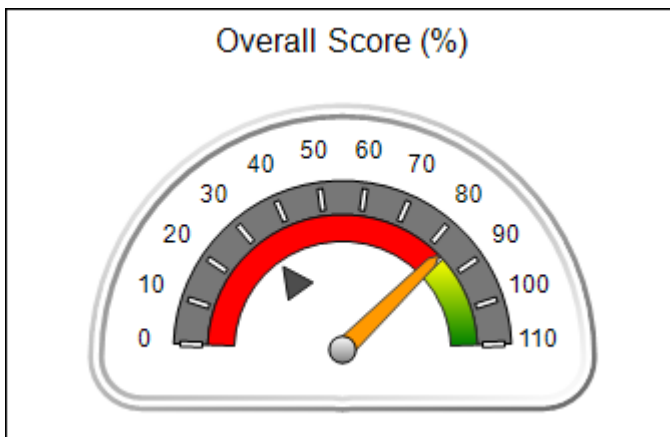
# Performance-Based Placement Measures RBWO Provider GA+SCORECARD - ILP/TLP

Report Quarter: Q4 FY2020

<b>Provider/Program Name: Center for Children and Young Adults, The - Connections ILP (5220) - ILP</b>			
2121 Windy Hill Rd., Marietta, GA 30060	Quarterly Scores (Grades)		Current Quarter Score (Grade)
Phone: 770-485-1625	Q1: 100.00 (A+)	Q2: 100.00 (A+)	<b>83.50%</b> <b>(B-)</b>
Vendor ID# 138975	Q3: 100.00 (A+)	Q4: 83.50 (B-)	
Program Census Information:	# Children in Care During Quarter: 0	# Placements During Quarter: 0	# Children in Care On Last Day: 0

## Quarterly Provider Comparisons to All ILP/TLPs

▼ — indicates average for all ILP/TLPs







## Performance-Based Placement Measures RBWO Provider GA+SCORECARD - ILP/TLP

Report Quarter: Q4 FY2020

<b>Provider/Program Name: Center for Children and Young Adults, The - Connections ILP (5220) - ILP</b>				
<b>2121 Windy Hill Rd., Marietta, GA 30060</b>		<b>Quarterly Scores (Grades)</b>		<b>Current Quarter Score (Grade)</b>
<b>Phone: 770-485-1625</b>		<b>Q1: 100.00 (A+)</b>	<b>Q2: 100.00 (A+)</b>	<b>83.50%</b> <b>(B-)</b>
<b>Vendor ID# 138975</b>		<b>Q3: 100.00 (A+)</b>	<b>Q4: 83.50 (B-)</b>	
Program Census Information:		# Children in Care During Quarter: 0	# Placements During Quarter: 0	# Children in Care On Last Day: 0
	<b>Avg Performance All ILP/TLPs (%)</b>	<b>Provider Performance (%)*</b>	<b>Possible Points (Weight)</b>	<b>Provider Points Earned</b>
<b>OPM Monitoring Reviews</b>				
Annual Comprehensive Reviews	79%	Not Yet Conducted		
Safety Reviews	80%	Not Yet Conducted		
<b>Monitoring Sub-Total</b>				<b>0.00</b>
<b>ILP/TLP Safety Outcomes</b>				
Incidence of Maltreatment	0.00%	Not Eligible		
Staff Training/Foundations	55%	67%	6.5	4.36
Staff Safety Checks	83%	100%	6.5	6.50
<b>Safety Sub-Total</b>			<b>13</b>	<b>10.86</b>
<b>ILP/TLP Permanency Outcomes</b>				
Placement Stability	95%	Not Eligible		
<b>Permanency Sub-Total</b>			<b>N/A</b>	
<b>ILP/TLP Well-Being Outcomes</b>				
EPSDT Medical Visits	84%	Not Eligible		
EPSDT Dental Visits	74%	Not Eligible		
Academic Supports	48%	Not Eligible		
Provider ECEM Visits	83%	Not Eligible		
Placements with Siblings	22%	Not Eligible	Not Scored	Not Scored
Placements within Legal County	15%	Not Eligible	Not Scored	Not Scored
<b>Well-Being Sub-Total</b>			<b>N/A</b>	
<b>ILP/TLP Specialty Outcomes</b>				
Academic/Career Development	47%	Not Eligible		
Ind Living Skills Provision	67%	Not Eligible		
Financial Independence	33%	Not Eligible		
WTLP/Life Coach	70%	Not Eligible		
<b>Specialty Sub-Total</b>			<b>N/A</b>	
*Performance calculation descriptions can be found in the FY 2019 RBWO PBP Measurements and Standards Guide.				

<b>Monitoring &amp; Outcomes: Possible Points = 13</b>	<b>Points Earned = 10.86</b>
--	------------------------------



**Performance-Based Placement Measures**  
**RBWO Provider GA+SCORECARD - ILP/TLP**

Report Quarter: Q4 FY2020

<b>Score Before Incentives Credit</b>	<b>83.50%</b>
<b>Incentives Awarded</b>	<b>00.00 pts</b>
<b>PBP Verification</b>	<b>N/A pts</b>
<b>Total Score</b>	<b>83.50%</b>

**Provider/Program Name: Center for Children and Young Adults, The - Connections ILP (5220) - ILP**

Program Census Information:		# Children in Care During Quarter: 0	# Placements During Quarter: 0	# Children in Care On Last Day: 0
ILP/TLP Incentive Credits	Avg Performance All ILP/TLPs (Points)	Provider Performance (%)*	Possible Points (Weight)	Provider Points Earned
No DOC Involvement		Not Eligible	5	
Community Connections		Not Eligible	4	
Positive Permanency Connections		Not Eligible	5	
HS Grad/GED/Prof or Trade Certificate/College		N/A	10/5/5/1	
Part-Time Employment with Medical Benefits		Not Eligible	10	
Living Arrangements at Discharge		Not Eligible	10	
Additional Academic Supports		Not Eligible	2	
Additional IL Skills Provision		Not Eligible	5	
Active Agency Accreditation		0%	4	0.00
Staff Clinical Licensure		0%	5	0.00
<b>Incentives Total</b>	<b>10.51</b>			<b>0.00</b>

\*Performance calculation descriptions can be found in the FY 2019 RBWO PBP Measurements and Standards Guide.

**Child Protective Services Investigations and Dispositions**

The following investigations data, which is not used for scoring but is considered significant to a provider's performance, is from Georgia SHINES and is not considered final or complete until the end of the fiscal year.

Total Reports:	0
Number Screened In:	0
Number Screened Out:	0
Number Substantiated:	0
Number Unsubstantiated:	0
Number Active CPS Investigations:	0



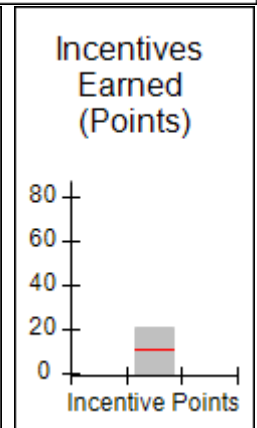
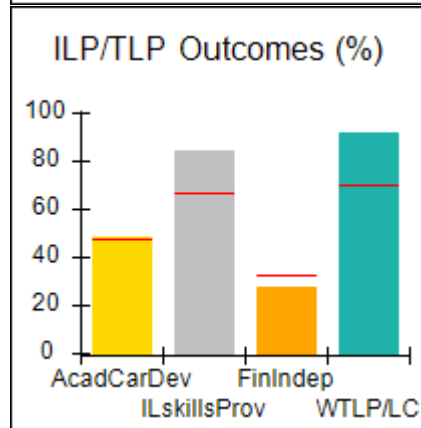
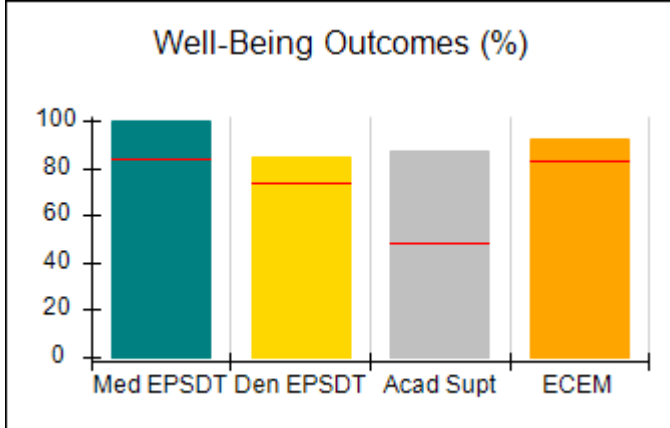
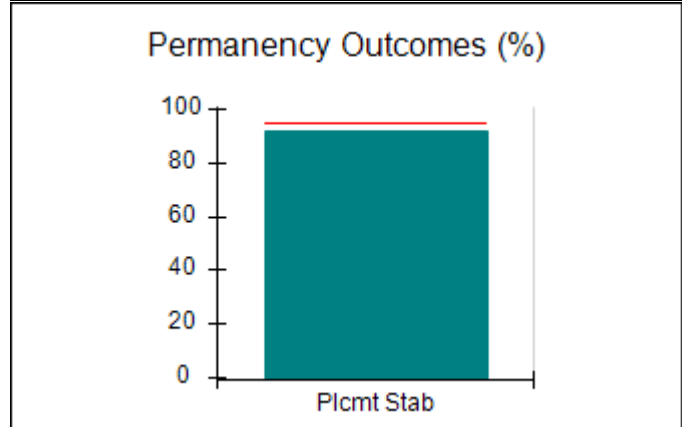
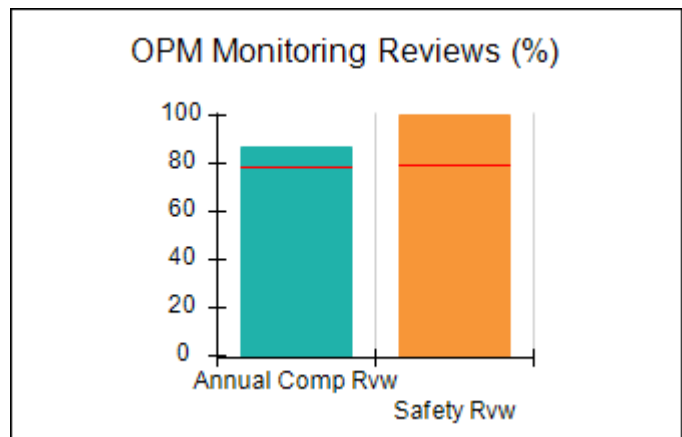
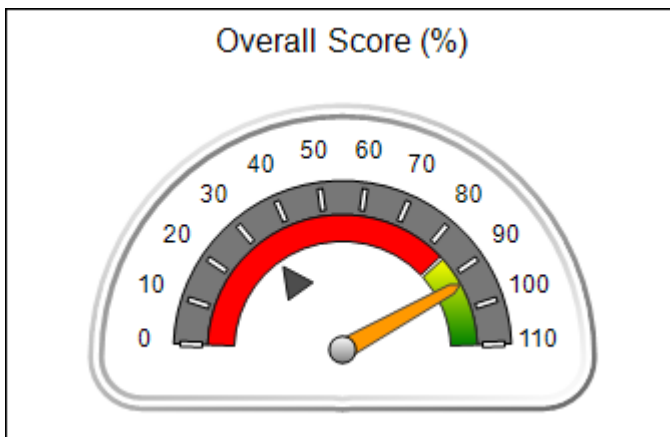
# Performance-Based Placement Measures RBWO Provider GA+SCORECARD - ILP/TLP

Report Quarter: Q4 FY2020

<b>Provider/Program Name: Center for Children and Young Adults, The - Life Works (580) - TLP</b>			
2221 Austell Rd., Marietta, GA 30008	Quarterly Scores (Grades)		Current Quarter Score (Grade)
Phone: 770-485-1625	Q1: 98.36 (A+)	Q2: 89.86 (B+)	<b>93.16%</b> <b>(A-)</b>
Vendor ID# 35263	Q3: 94.00 (A-)	Q4: 93.16 (A-)	
Program Census Information:	# Children in Care During Quarter: 26	# Placements During Quarter: 26	# Children in Care On Last Day: 18

## Quarterly Provider Comparisons to All ILP/TLPs

▼ — indicates average for all ILP/TLPs





## Performance-Based Placement Measures RBWO Provider GA+SCORECARD - ILP/TLP

Report Quarter: Q4 FY2020

<b>Provider/Program Name: Center for Children and Young Adults, The - Life Works (580) - TLP</b>				
<b>2221 Austell Rd., Marietta, GA 30008</b>		<b>Quarterly Scores (Grades)</b>		<b>Current Quarter Score (Grade)</b>
<b>Phone: 770-485-1625</b>		<b>Q1: 98.36 (A+)</b>	<b>Q2: 89.86 (B+)</b>	<b>93.16% (A-)</b>
<b>Vendor ID# 35263</b>		<b>Q3: 94.00 (A-)</b>	<b>Q4: 93.16 (A-)</b>	
Program Census Information:		# Children in Care During Quarter: 26	# Placements During Quarter: 26	# Children in Care On Last Day: 18
	<b>Avg Performance All ILP/TLPs (%)</b>	<b>Provider Performance (%)*</b>	<b>Possible Points (Weight)</b>	<b>Provider Points Earned</b>
<b>OPM Monitoring Reviews</b>				
Annual Comprehensive Reviews	79%	87%	15	12.98
Safety Reviews	80%	100%	10	10.00
<b>Monitoring Sub-Total</b>			<b>25</b>	<b>22.98</b>
<b>ILP/TLP Safety Outcomes</b>				
Incidence of Maltreatment	0.00%	No Substantiated Reports	3	3.00
Staff Training/Foundations	55%	81%	5	4.05
Staff Safety Checks	83%	100%	5	5.00
<b>Safety Sub-Total</b>			<b>13</b>	<b>12.05</b>
<b>ILP/TLP Permanency Outcomes</b>				
Placement Stability	95%	92%	3	2.76
<b>Permanency Sub-Total</b>			<b>3</b>	<b>2.76</b>
<b>ILP/TLP Well-Being Outcomes</b>				
EPSDT Medical Visits	84%	100%	4	4.00
EPSDT Dental Visits	74%	85%	4	3.40
Academic Supports	48%	87%	2	1.74
Provider ECEM Visits	83%	92%	4	3.68
Placements with Siblings	22%	82%	Not Scored	Not Scored
Placements within Legal County	15%	30%	Not Scored	Not Scored
<b>Well-Being Sub-Total</b>			<b>14</b>	<b>12.82</b>
<b>ILP/TLP Specialty Outcomes</b>				
Academic/Career Development	47%	48%	10	4.80
Ind Living Skills Provision	67%	84%	15	12.60
Financial Independence	33%	27%	5	1.35
WTLP/Life Coach	70%	92%	15	13.80
<b>Specialty Sub-Total</b>			<b>45</b>	<b>32.55</b>
*Performance calculation descriptions can be found in the FY 2019 RBWO PBP Measurements and Standards Guide.				

<b>Monitoring &amp; Outcomes: Possible Points = 100</b>	<b>Points Earned = 83.16</b>
---	------------------------------



**Performance-Based Placement Measures**  
**RBWO Provider GA+SCORECARD - ILP/TLP**

Report Quarter: Q4 FY2020

<b>Score Before Incentives Credit</b>	<b>83.16%</b>
<b>Incentives Awarded</b>	<b>10.00 pts</b>
<b>PBP Verification</b>	<b>N/A pts</b>
<b>Total Score</b>	<b>93.16%</b>

**Provider/Program Name: Center for Children and Young Adults, The - Life Works (580) - TLP**

Program Census Information:		# Children in Care During Quarter: 26	# Placements During Quarter: 26	# Children in Care On Last Day: 18
ILP/TLP Incentive Credits	Avg Performance All ILP/TLPs (Points)	Provider Performance (%)*	Possible Points (Weight)	Provider Points Earned
No DOC Involvement		95%	5	4.75
Community Connections		91%	4	3.64
Positive Permanency Connections		0%	5	0.00
HS Grad/GED/Prof or Trade Certificate/College		N/A	10/5/5/1	11.00
Part-Time Employment with Medical Benefits		0%	10	0.00
Living Arrangements at Discharge		0%	10	0.00
Additional Academic Supports		35%	2	0.70
Additional IL Skills Provision		14%	5	0.70
Active Agency Accreditation		0%	4	0.00
Staff Clinical Licensure		0%	5	0.00
<b>Incentives Total</b>	<b>10.51</b>			<b>20.79</b>

\*Performance calculation descriptions can be found in the FY 2019 RBWO PBP Measurements and Standards Guide.

**Child Protective Services Investigations and Dispositions**

The following investigations data, which is not used for scoring but is considered significant to a provider's performance, is from Georgia SHINES and is not considered final or complete until the end of the fiscal year.

Total Reports:	0
Number Screened In:	0
Number Screened Out:	0
Number Substantiated:	0
Number Unsubstantiated:	0
Number Active CPS Investigations:	0

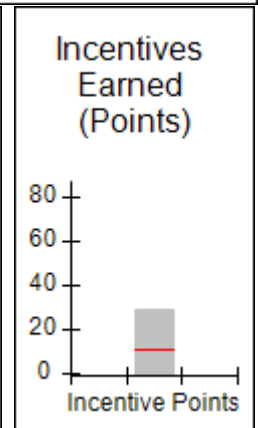
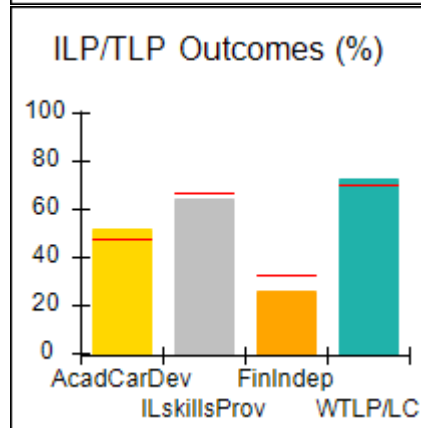
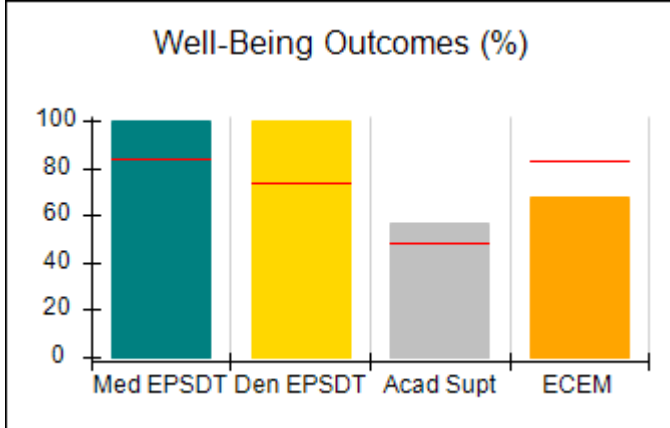
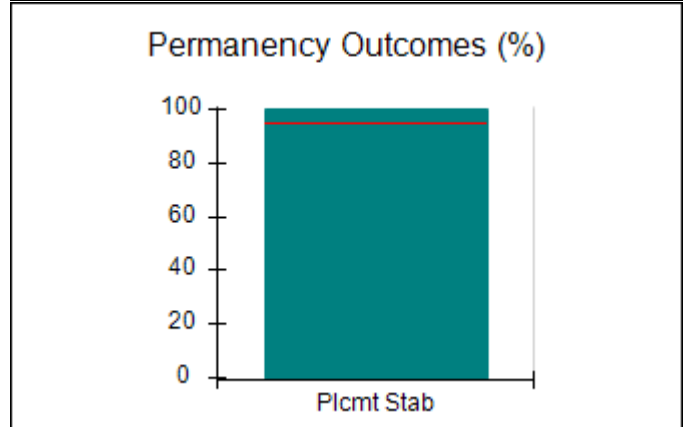
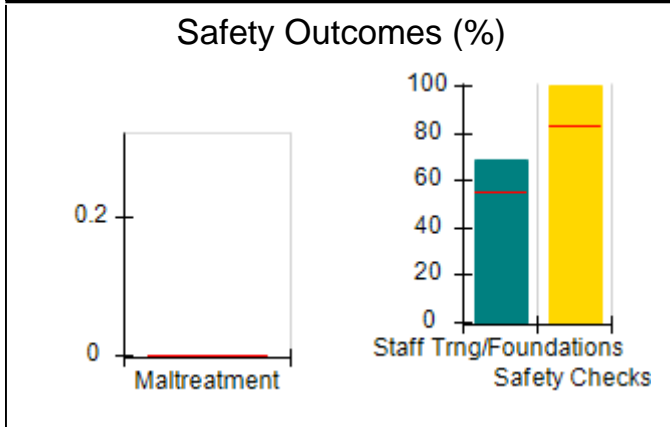
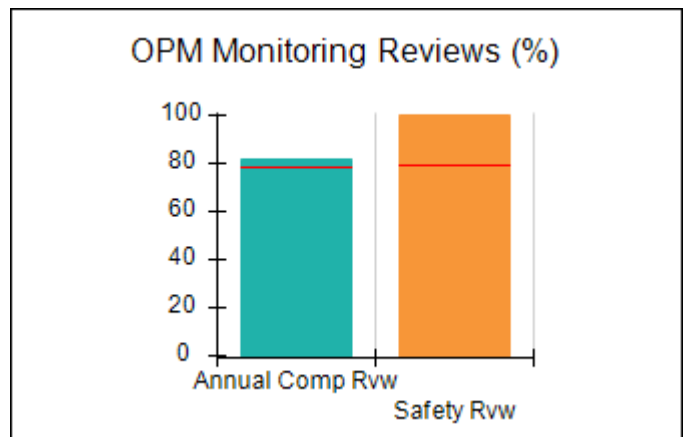
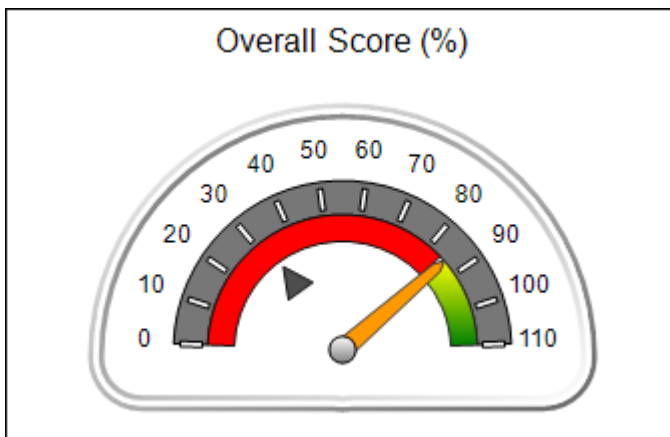


# Performance-Based Placement Measures RBWO Provider GA+SCORECARD - ILP/TLP

Report Quarter: Q4 FY2020

<b>Provider/Program Name: Center for Children and Young Adults, The - Rise Up Academy (578) - TLP</b>			
2221 Austell Rd., Marietta, GA 30008	Quarterly Scores (Grades)		Current Quarter Score (Grade)
Phone: 770-485-1625	Q1: (N/A)	Q2: 67.57 (D+)	<b>85.64%</b> <b>(B)</b>
Vendor ID# 35264	Q3: 80.71 (B-)	Q4: 85.64 (B)	
Program Census Information:	# Children in Care During Quarter: 13	# Placements During Quarter: 14	# Children in Care On Last Day: 9
<b>Quarterly Provider Comparisons to All ILP/TLPs</b>			

▼ — indicates average for all ILP/TLPs





## Performance-Based Placement Measures RBWO Provider GA+SCORECARD - ILP/TLP

Report Quarter: Q4 FY2020

Provider/Program Name: Center for Children and Young Adults, The - Rise Up Academy (578) - TLP				
2221 Austell Rd., Marietta, GA 30008		Quarterly Scores (Grades)		Current Quarter Score (Grade)
Phone: 770-485-1625		Q1: (N/A)	Q2: 67.57 (D+)	<b>85.64%</b> <b>(B)</b>
Vendor ID# 35264		Q3: 80.71 (B-)	Q4: 85.64 (B)	
Program Census Information:		# Children in Care During Quarter: 13	# Placements During Quarter: 14	# Children in Care On Last Day: 9
	Avg Performance All ILP/TLPs (%)	Provider Performance (%)*	Possible Points (Weight)	Provider Points Earned
OPM Monitoring Reviews				
Annual Comprehensive Reviews	79%	82%	15	12.28
Safety Reviews	80%	100%	10	10.00
<b>Monitoring Sub-Total</b>			<b>25</b>	<b>22.28</b>
ILP/TLP Safety Outcomes				
Incidence of Maltreatment	0.00%	No Substantiated Reports	3	3.00
Staff Training/Foundations	55%	69%	5	3.45
Staff Safety Checks	83%	100%	5	5.00
<b>Safety Sub-Total</b>			<b>13</b>	<b>11.45</b>
ILP/TLP Permanency Outcomes				
Placement Stability	95%	100%	3	3.00
<b>Permanency Sub-Total</b>			<b>3</b>	<b>3.00</b>
ILP/TLP Well-Being Outcomes				
EPSDT Medical Visits	84%	100%	4	4.00
EPSDT Dental Visits	74%	100%	4	4.00
Academic Supports	48%	57%	2	1.14
Provider ECEM Visits	83%	68%	4	2.72
Placements with Siblings	22%	33%	Not Scored	Not Scored
Placements within Legal County	15%	38%	Not Scored	Not Scored
<b>Well-Being Sub-Total</b>			<b>14</b>	<b>11.86</b>
ILP/TLP Specialty Outcomes				
Academic/Career Development	47%	52%	10	5.20
Ind Living Skills Provision	67%	64%	15	9.60
Financial Independence	33%	26%	5	1.30
WTLP/Life Coach	70%	73%	15	10.95
<b>Specialty Sub-Total</b>			<b>45</b>	<b>27.05</b>
*Performance calculation descriptions can be found in the FY 2019 RBWO PBP Measurements and Standards Guide.				

<b>Monitoring &amp; Outcomes: Possible Points = 100</b>	<b>Points Earned = 75.64</b>
---	------------------------------



**Performance-Based Placement Measures**  
**RBWO Provider GA+SCORECARD - ILP/TLP**

Report Quarter: Q4 FY2020

<b>Score Before Incentives Credit</b>	<b>75.64%</b>
<b>Incentives Awarded</b>	<b>10.00 pts</b>
<b>PBP Verification</b>	<b>N/A pts</b>
<b>Total Score</b>	<b>85.64%</b>

**Provider/Program Name: Center for Children and Young Adults, The - Rise Up Academy (578) - TLP**

Program Census Information:		# Children in Care During Quarter: 13	# Placements During Quarter: 14	# Children in Care On Last Day: 9
ILP/TLP Incentive Credits	Avg Performance All ILP/TLPs (Points)	Provider Performance (%)*	Possible Points (Weight)	Provider Points Earned
No DOC Involvement		100%	5	5.00
Community Connections		71%	4	2.84
Positive Permanency Connections		0%	5	0.00
HS Grad/GED/Prof or Trade Certificate/College		N/A	10/5/5/1	20.00
Part-Time Employment with Medical Benefits		0%	10	0.00
Living Arrangements at Discharge		0%	10	0.00
Additional Academic Supports		39%	2	0.78
Additional IL Skills Provision		10%	5	0.50
Active Agency Accreditation		0%	4	0.00
Staff Clinical Licensure		0%	5	0.00
<b>Incentives Total</b>	<b>10.51</b>			<b>29.12</b>

\*Performance calculation descriptions can be found in the FY 2019 RBWO PBP Measurements and Standards Guide.

**Child Protective Services Investigations and Dispositions**

The following investigations data, which is not used for scoring but is considered significant to a provider's performance, is from Georgia SHINES and is not considered final or complete until the end of the fiscal year.

Total Reports:	0
Number Screened In:	0
Number Screened Out:	0
Number Substantiated:	0
Number Unsubstantiated:	0
Number Active CPS Investigations:	0





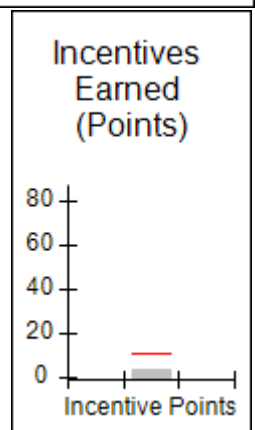
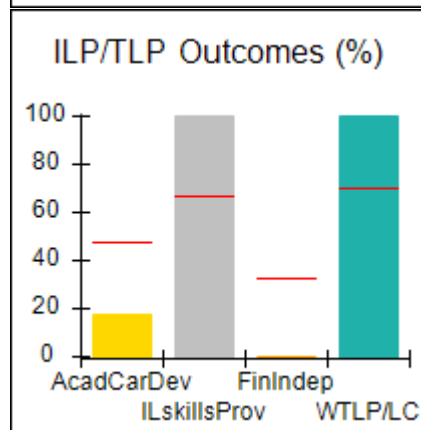
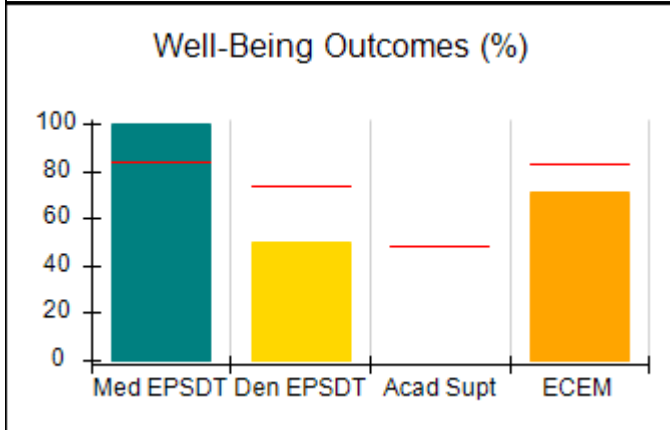
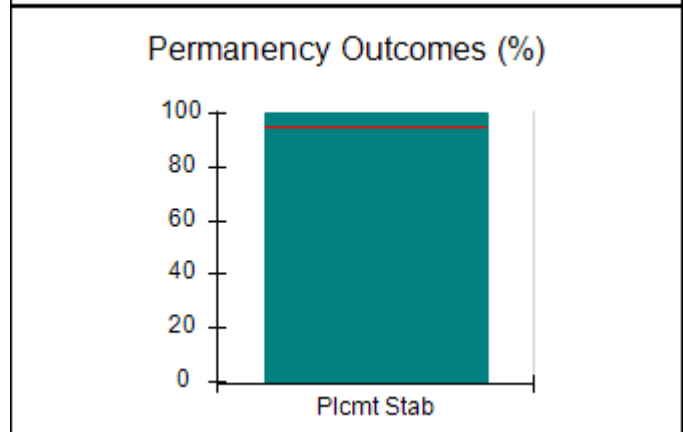
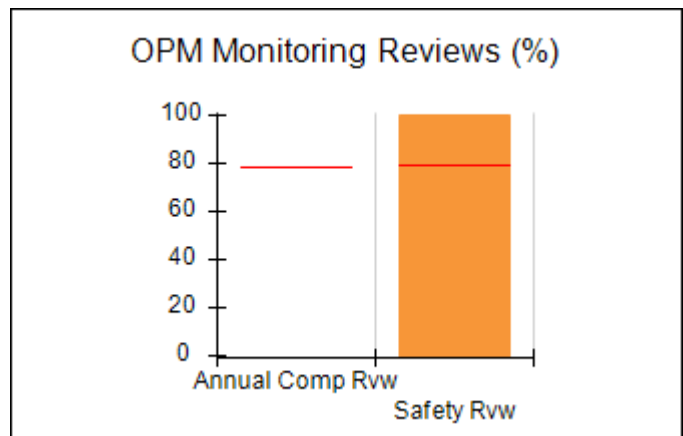
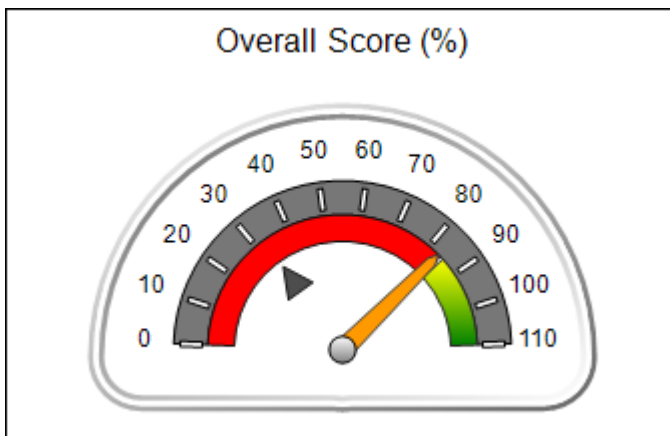
# Performance-Based Placement Measures RBWO Provider GA+SCORECARD - ILP/TLP

Report Quarter: Q4 FY2020

Provider/Program Name: Chenault Youth Services - (5410) - ILP			
497 Oakwood Manor Dr., Stockbridge, GA 30281	Quarterly Scores (Grades)		Current Quarter Score (Grade)
Phone: 770-315-3703	Q1: (N/A)	Q2: (N/A)	<b>83.37%</b> <b>(B-)</b>
Vendor ID# 166524	Q3: 92.33 (A-)	Q4: 83.37 (B-)	
Program Census Information:	# Children in Care During Quarter: 3	# Placements During Quarter: 3	# Children in Care On Last Day: 3

## Quarterly Provider Comparisons to All ILP/TLPs

▼ — indicates average for all ILP/TLPs





## Performance-Based Placement Measures RBWO Provider GA+SCORECARD - ILP/TLP

Report Quarter: Q4 FY2020

Provider/Program Name: Chenault Youth Services - (5410) - ILP				
497 Oakwood Manor Dr., Stockbridge, GA 30281		Quarterly Scores (Grades)		Current Quarter Score (Grade)
Phone: 770-315-3703		Q1: (N/A)	Q2: (N/A)	<b>83.37%</b> <b>(B-)</b>
Vendor ID# 166524		Q3: 92.33 (A-)	Q4: 83.37 (B-)	
Program Census Information:		# Children in Care During Quarter: 3	# Placements During Quarter: 3	# Children in Care On Last Day: 3
	Avg Performance All ILP/TLPs (%)	Provider Performance (%)*	Possible Points (Weight)	Provider Points Earned
OPM Monitoring Reviews				
Annual Comprehensive Reviews	79%	Not Yet Conducted		
Safety Reviews	80%	100%	10	10.00
<b>Monitoring Sub-Total</b>			<b>10</b>	<b>10.00</b>
ILP/TLP Safety Outcomes				
Incidence of Maltreatment	0.00%	No Substantiated Reports	3	3.00
Staff Training/Foundations	55%	100%	5	5.00
Staff Safety Checks	83%	100%	5	5.00
<b>Safety Sub-Total</b>			<b>13</b>	<b>13.00</b>
ILP/TLP Permanency Outcomes				
Placement Stability	95%	100%	3	3.00
<b>Permanency Sub-Total</b>			<b>3</b>	<b>3.00</b>
ILP/TLP Well-Being Outcomes				
EPSDT Medical Visits	84%	100%	4.7	4.67
EPSDT Dental Visits	74%	50%	4.7	2.33
Academic Supports	48%	Not Eligible		
Provider ECEM Visits	83%	71%	4.7	3.31
Placements with Siblings	22%	0%	Not Scored	Not Scored
Placements within Legal County	15%	0%	Not Scored	Not Scored
<b>Well-Being Sub-Total</b>			<b>14</b>	<b>10.31</b>
ILP/TLP Specialty Outcomes				
Academic/Career Development	47%	17%	10	1.70
Ind Living Skills Provision	67%	100%	15	15.00
Financial Independence	33%	0%	5	0.00
WTLP/Life Coach	70%	100%	15	15.00
<b>Specialty Sub-Total</b>			<b>45</b>	<b>31.70</b>
*Performance calculation descriptions can be found in the FY 2019 RBWO PBP Measurements and Standards Guide.				

<b>Monitoring &amp; Outcomes: Possible Points = 85</b>	<b>Points Earned = 68.01</b>
--	------------------------------



## Performance-Based Placement Measures RBWO Provider GA+SCORECARD - ILP/TLP

Report Quarter: Q4 FY2020

<b>Score Before Incentives Credit</b>	<b>80.02%</b>
<b>Incentives Awarded</b>	<b>03.35 pts</b>
<b>PBP Verification</b>	<b>N/A pts</b>
<b>Total Score</b>	<b>83.37%</b>

### Provider/Program Name: Chenault Youth Services - (5410) - ILP

Program Census Information:		# Children in Care During Quarter: 3	# Placements During Quarter: 3	# Children in Care On Last Day: 3
ILP/TLP Incentive Credits	Avg Performance All ILP/TLPs (Points)	Provider Performance (%)*	Possible Points (Weight)	Provider Points Earned
No DOC Involvement		0%	5	0.00
Community Connections		0%	4	0.00
Positive Permanency Connections		0%	5	0.00
HS Grad/GED/Prof or Trade Certificate/College		N/A	10/5/5/1	
Part-Time Employment with Medical Benefits		Not Eligible	10	
Living Arrangements at Discharge		Not Eligible	10	
Additional Academic Supports		Not Eligible	2	
Additional IL Skills Provision		67%	5	3.35
Active Agency Accreditation		0%	4	0.00
Staff Clinical Licensure		0%	5	0.00
<b>Incentives Total</b>	<b>10.51</b>			<b>3.35</b>

\*Performance calculation descriptions can be found in the FY 2019 RBWO PBP Measurements and Standards Guide.

### Child Protective Services Investigations and Dispositions

The following investigations data, which is not used for scoring but is considered significant to a provider's performance, is from Georgia SHINES and is not considered final or complete until the end of the fiscal year.

Total Reports:	0	
Number Screened In:	0	
Number Screened Out:	0	
Number Substantiated:	0	
Number Unsubstantiated:	0	
Number Active CPS Investigations:	0	



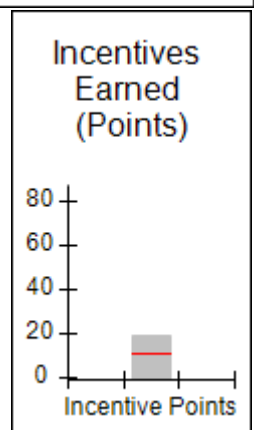
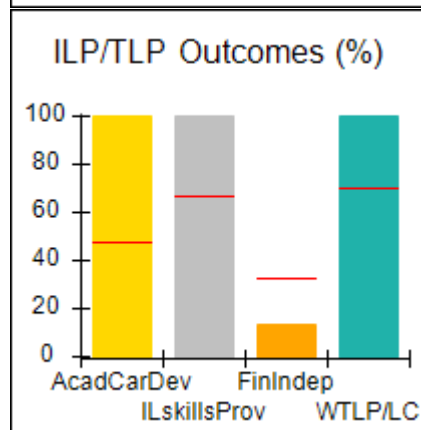
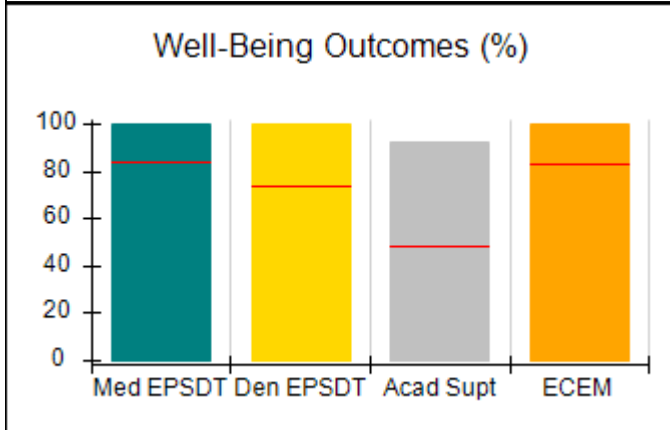
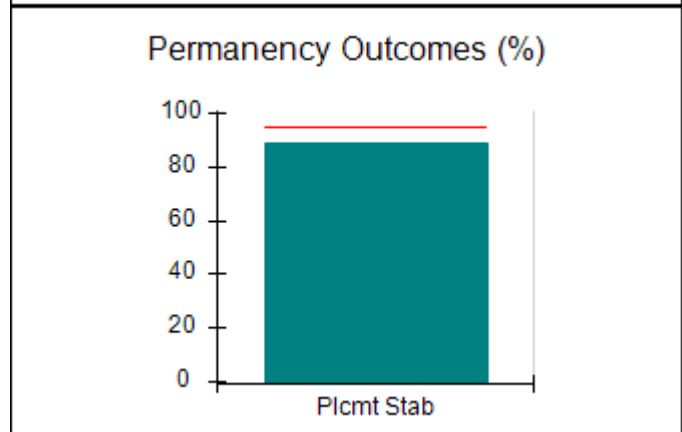
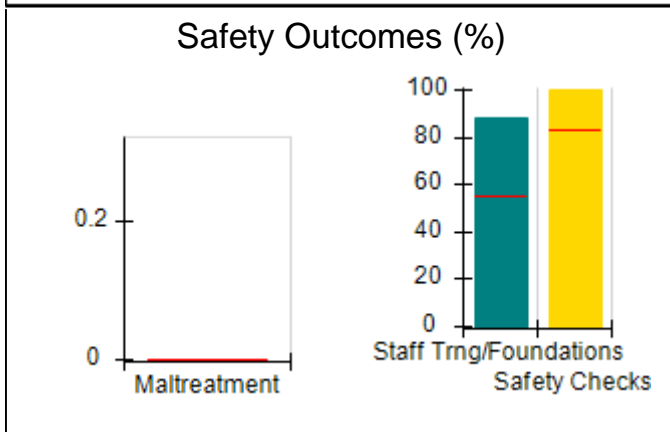
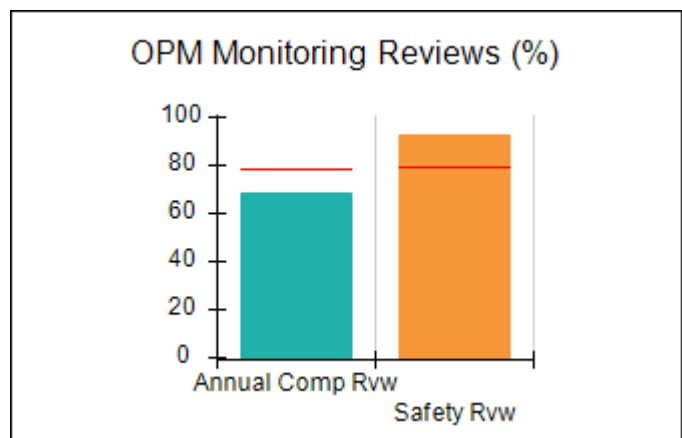
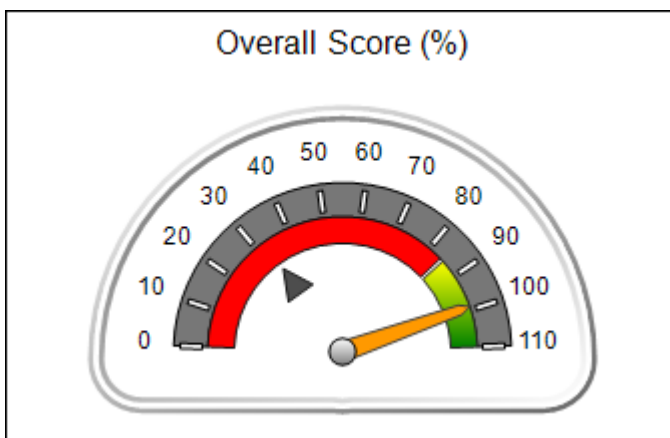
# Performance-Based Placement Measures RBWO Provider GA+SCORECARD - ILP/TLP

Report Quarter: Q4 FY2020

<b>Provider/Program Name: CHRIS 180 Inc. - Summit Trail Boys ILP (4675) - ILP</b>			
2045 Graham Circle, Atlanta, GA 30316	Quarterly Scores (Grades)		Current Quarter Score (Grade)
Phone: 404-486-9034	Q1: 96.92 (A)	Q2: 98.91 (A+)	<b>99.09%</b> <b>(A+)</b>
Vendor ID# 35283	Q3: 96.90 (A)	Q4: 99.09 (A+)	
Program Census Information:	# Children in Care During Quarter: 9	# Placements During Quarter: 9	# Children in Care On Last Day: 8

## Quarterly Provider Comparisons to All ILP/TLPs

▼ — indicates average for all ILP/TLPs





## Performance-Based Placement Measures RBWO Provider GA+SCORECARD - ILP/TLP

Report Quarter: Q4 FY2020

Provider/Program Name: CHRIS 180 Inc. - Summit Trail Boys ILP (4675) - ILP				
2045 Graham Circle, Atlanta, GA 30316		Quarterly Scores (Grades)		Current Quarter Score (Grade)
Phone: 404-486-9034		Q1: 96.92 (A)	Q2: 98.91 (A+)	<b>99.09%</b> <b>(A+)</b>
Vendor ID# 35283		Q3: 96.90 (A)	Q4: 99.09 (A+)	
Program Census Information:		# Children in Care During Quarter: 9	# Placements During Quarter: 9	# Children in Care On Last Day: 8
	Avg Performance All ILP/TLPs (%)	Provider Performance (%)*	Possible Points (Weight)	Provider Points Earned
OPM Monitoring Reviews				
Annual Comprehensive Reviews	79%	69%	15	10.28
Safety Reviews	80%	93%	10	9.25
<b>Monitoring Sub-Total</b>			<b>25</b>	<b>19.53</b>
ILP/TLP Safety Outcomes				
Incidence of Maltreatment	0.00%	No Substantiated Reports	3	3.00
Staff Training/Foundations	55%	88%	5	4.40
Staff Safety Checks	83%	100%	5	5.00
<b>Safety Sub-Total</b>			<b>13</b>	<b>12.40</b>
ILP/TLP Permanency Outcomes				
Placement Stability	95%	89%	3	2.67
<b>Permanency Sub-Total</b>			<b>3</b>	<b>2.67</b>
ILP/TLP Well-Being Outcomes				
EPSDT Medical Visits	84%	100%	4	4.00
EPSDT Dental Visits	74%	100%	4	4.00
Academic Supports	48%	92%	2	1.84
Provider ECEM Visits	83%	100%	4	4.00
Placements with Siblings	22%	0%	Not Scored	Not Scored
Placements within Legal County	15%	0%	Not Scored	Not Scored
<b>Well-Being Sub-Total</b>			<b>14</b>	<b>13.84</b>
ILP/TLP Specialty Outcomes				
Academic/Career Development	47%	100%	10	10.00
Ind Living Skills Provision	67%	100%	15	15.00
Financial Independence	33%	13%	5	0.65
WTLP/Life Coach	70%	100%	15	15.00
<b>Specialty Sub-Total</b>			<b>45</b>	<b>40.65</b>

\*Performance calculation descriptions can be found in the FY 2019 RBWO PBP Measurements and Standards Guide.

<b>Monitoring &amp; Outcomes: Possible Points = 100</b>	<b>Points Earned = 89.09</b>
---	------------------------------



## Performance-Based Placement Measures RBWO Provider GA+SCORECARD - ILP/TLP

Report Quarter: Q4 FY2020

<b>Score Before Incentives Credit</b>	<b>89.09%</b>
<b>Incentives Awarded</b>	<b>10.00 pts</b>
<b>PBP Verification</b>	<b>N/A pts</b>
<b>Total Score</b>	<b>99.09%</b>

### Provider/Program Name: CHRIS 180 Inc. - Summit Trail Boys ILP (4675) - ILP

Program Census Information:		# Children in Care During Quarter: 9	# Placements During Quarter: 9	# Children in Care On Last Day: 8
ILP/TLP Incentive Credits	Avg Performance All ILP/TLPs (Points)	Provider Performance (%)*	Possible Points (Weight)	Provider Points Earned
No DOC Involvement		100%	5	5.00
Community Connections		43%	4	1.72
Positive Permanency Connections		88%	5	4.40
HS Grad/GED/Prof or Trade Certificate/College		N/A	10/5/5/1	
Part-Time Employment with Medical Benefits		0%	10	0.00
Living Arrangements at Discharge		0%	10	0.00
Additional Academic Supports		8%	2	0.16
Additional IL Skills Provision		100%	5	5.00
Active Agency Accreditation		50%	4	2.00
Staff Clinical Licensure		20%	5	1.00
<b>Incentives Total</b>	<b>10.51</b>			<b>19.28</b>

\*Performance calculation descriptions can be found in the FY 2019 RBWO PBP Measurements and Standards Guide.

### Child Protective Services Investigations and Dispositions

The following investigations data, which is not used for scoring but is considered significant to a provider's performance, is from Georgia SHINES and is not considered final or complete until the end of the fiscal year.

Total Reports:	0	
Number Screened In:	0	
Number Screened Out:	0	
Number Substantiated:	0	
Number Unsubstantiated:	0	
Number Active CPS Investigations:	0	



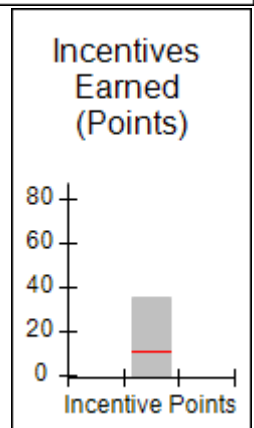
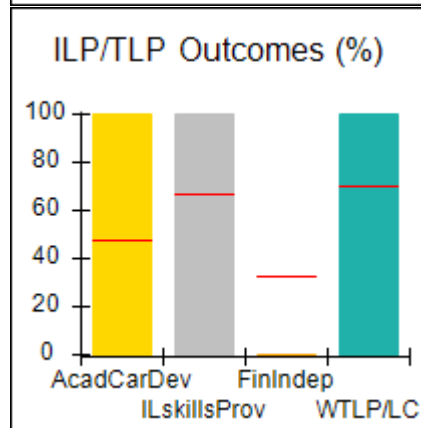
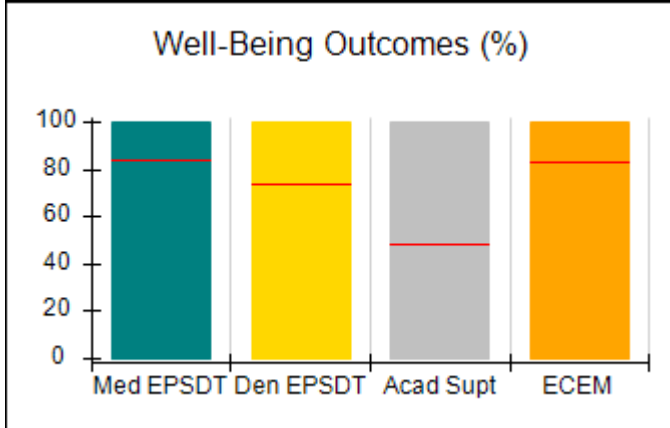
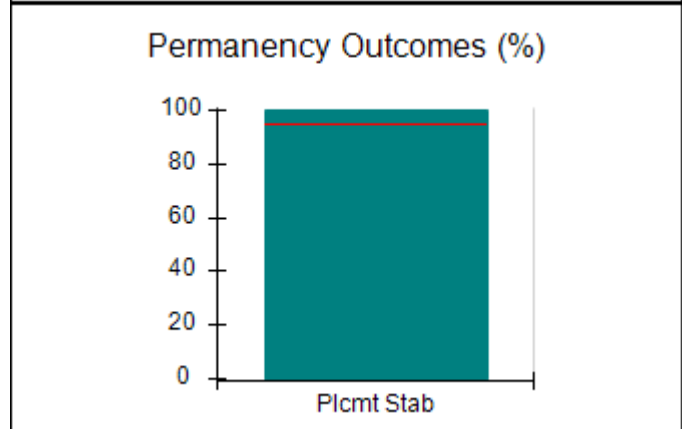
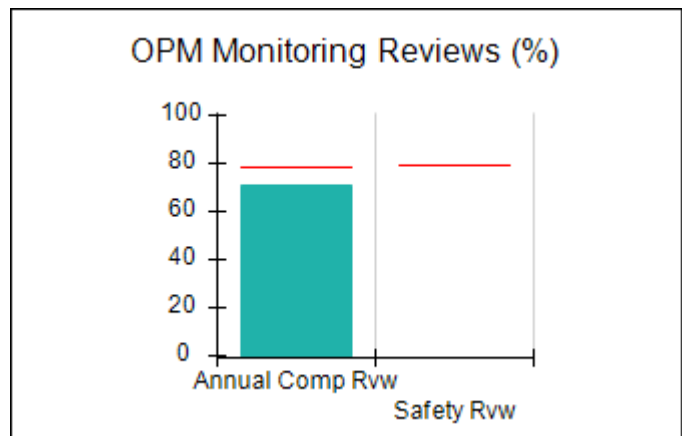
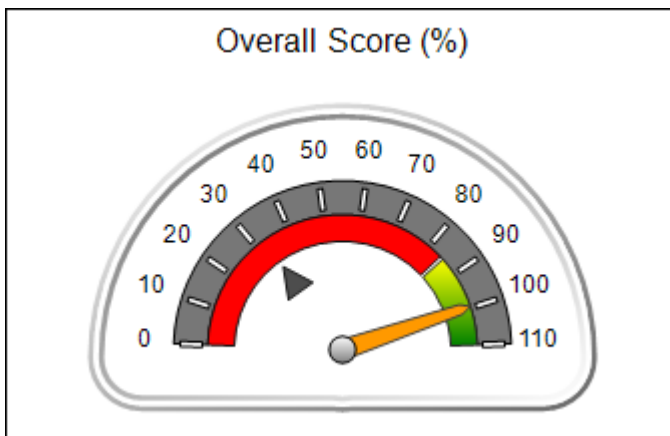
# Performance-Based Placement Measures RBWO Provider GA+SCORECARD - ILP/TLP

Report Quarter: Q4 FY2020

<b>Provider/Program Name: CHRIS 180 Inc. - Summit Trail Girls ILP (4674) - ILP</b>			
2045 Graham Circle, Atlanta, GA 30316	Quarterly Scores (Grades)		Current Quarter Score (Grade)
Phone: 4044869034	Q1: 98.42 (A+)	Q2: 90.16 (A-)	<b>99.58%</b> <b>(A+)</b>
Vendor ID# 35279	Q3: 103.31 (A+)	Q4: 99.58 (A+)	
Program Census Information:	# Children in Care During Quarter: 3	# Placements During Quarter: 3	# Children in Care On Last Day: 2

## Quarterly Provider Comparisons to All ILP/TLPs

▼ — indicates average for all ILP/TLPs





**Performance-Based Placement Measures**  
**RBWO Provider GA+SCORECARD - ILP/TLP**

Report Quarter: Q4 FY2020

<b>Provider/Program Name: CHRIS 180 Inc. - Summit Trail Girls ILP (4674) - ILP</b>				
2045 Graham Circle, Atlanta, GA 30316		Quarterly Scores (Grades)		Current Quarter Score (Grade)
Phone: 4044869034		Q1: 98.42 (A+)	Q2: 90.16 (A-)	<b>99.58%</b> <b>(A+)</b>
Vendor ID# 35279		Q3: 103.31 (A+)	Q4: 99.58 (A+)	
Program Census Information:		# Children in Care During Quarter: 3	# Placements During Quarter: 3	# Children in Care On Last Day: 2
	Avg Performance All ILP/TLPs (%)	Provider Performance (%)*	Possible Points (Weight)	Provider Points Earned
<b>OPM Monitoring Reviews</b>				
Annual Comprehensive Reviews	79%	71%	15	10.62
Safety Reviews	80%	Not Yet Conducted		
<b>Monitoring Sub-Total</b>			<b>15</b>	<b>10.62</b>
<b>ILP/TLP Safety Outcomes</b>				
Incidence of Maltreatment	0.00%	Not Eligible		
Staff Training/Foundations	55%	100%	6.5	6.50
Staff Safety Checks	83%	100%	6.5	6.50
<b>Safety Sub-Total</b>			<b>13</b>	<b>13.00</b>
<b>ILP/TLP Permanency Outcomes</b>				
Placement Stability	95%	100%	3	3.00
<b>Permanency Sub-Total</b>			<b>3</b>	<b>3.00</b>
<b>ILP/TLP Well-Being Outcomes</b>				
EPSDT Medical Visits	84%	100%	4	4.00
EPSDT Dental Visits	74%	100%	4	4.00
Academic Supports	48%	100%	2	2.00
Provider ECEM Visits	83%	100%	4	4.00
Placements with Siblings	22%	Not Eligible	Not Scored	Not Scored
Placements within Legal County	15%	0%	Not Scored	Not Scored
<b>Well-Being Sub-Total</b>			<b>14</b>	<b>14.00</b>
<b>ILP/TLP Specialty Outcomes</b>				
Academic/Career Development	47%	100%	10	10.00
Ind Living Skills Provision	67%	100%	15	15.00
Financial Independence	33%	0%	5	0.00
WTLP/Life Coach	70%	100%	15	15.00
<b>Specialty Sub-Total</b>			<b>45</b>	<b>40.00</b>
*Performance calculation descriptions can be found in the FY 2019 RBWO PBP Measurements and Standards Guide.				

<b>Monitoring &amp; Outcomes: Possible Points = 95</b>	<b>Points Earned = 80.62</b>
<b>Score Before Incentives Credit</b>	
<b>89.58%</b>	





**Performance-Based Placement Measures**  
**RBWO Provider GA+SCORECARD - ILP/TLP**

Report Quarter: Q4 FY2020

<b>Incentives Awarded</b>	<b>10.00 pts</b>
<b>PBP Verification</b>	<b>N/A pts</b>
<b>Total Score</b>	<b>99.58%</b>

**Provider/Program Name: CHRIS 180 Inc. - Summit Trail Girls ILP (4674) - ILP**

Program Census Information:		# Children in Care During Quarter: 3	# Placements During Quarter: 3	# Children in Care On Last Day: 2
ILP/TLP Incentive Credits	Avg Performance All ILP/TLPs (Points)	Provider Performance (%)*	Possible Points (Weight)	Provider Points Earned
No DOC Involvement		100%	5	5.00
Community Connections		0%	4	0.00
Positive Permanency Connections		50%	5	2.50
HS Grad/GED/Prof or Trade Certificate/College		N/A	10/5/5/1	10.00
Part-Time Employment with Medical Benefits		0%	10	0.00
Living Arrangements at Discharge		100%	10	10.00
Additional Academic Supports		0%	2	0.00
Additional IL Skills Provision		100%	5	5.00
Active Agency Accreditation		50%	4	2.00
Staff Clinical Licensure		20%	5	1.00
<b>Incentives Total</b>	<b>10.51</b>			<b>35.50</b>

\*Performance calculation descriptions can be found in the FY 2019 RBWO PBP Measurements and Standards Guide.

**Child Protective Services Investigations and Dispositions**

The following investigations data, which is not used for scoring but is considered significant to a provider's performance, is from Georgia SHINES and is not considered final or complete until the end of the fiscal year.

Total Reports:	0
Number Screened In:	0
Number Screened Out:	0
Number Substantiated:	0
Number Unsubstantiated:	0
Number Active CPS Investigations:	0




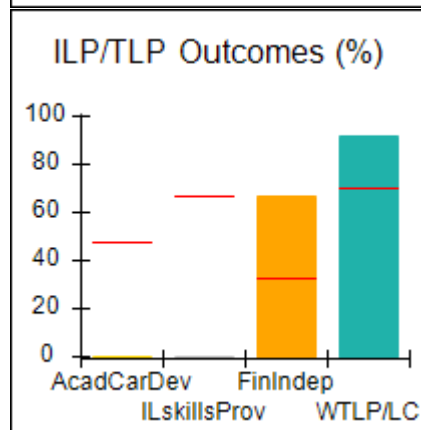
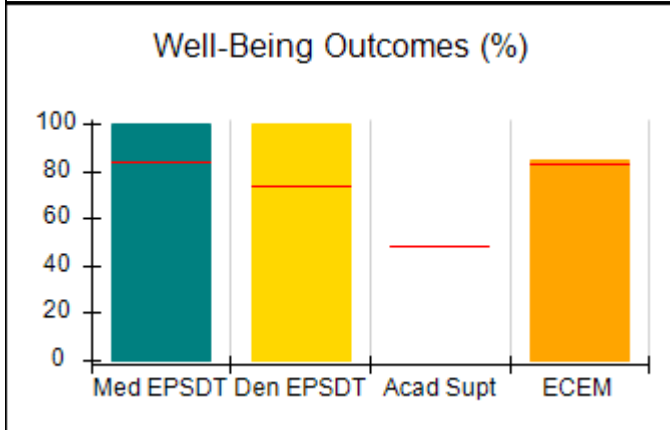
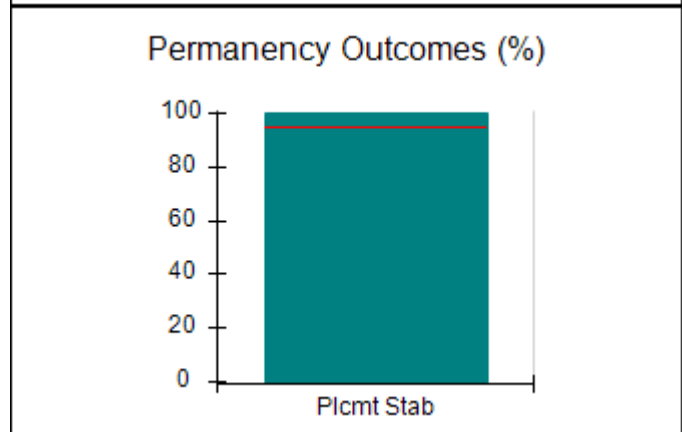
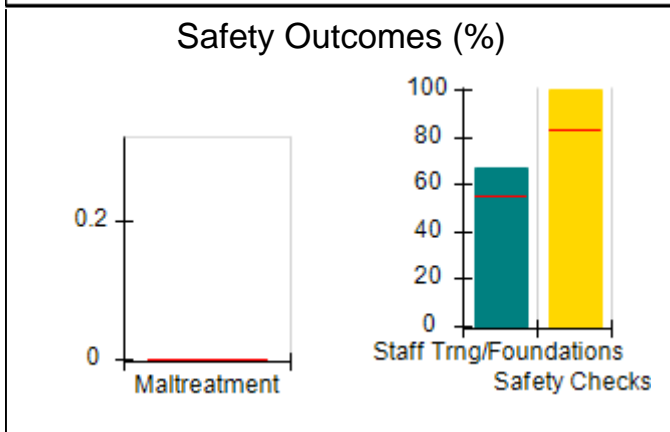
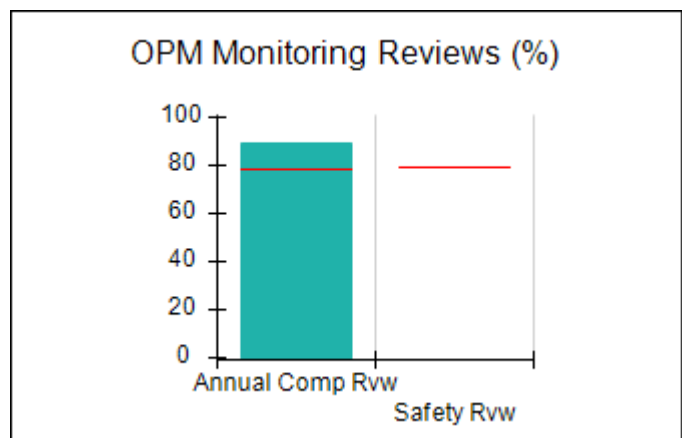
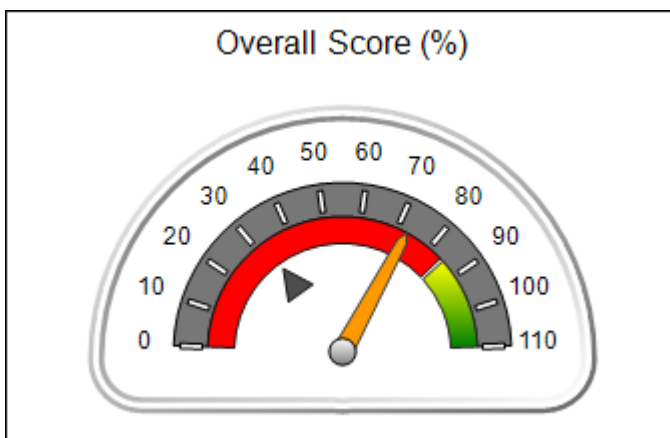
# Performance-Based Placement Measures RBWO Provider GA+SCORECARD - ILP/TLP

Report Quarter: Q4 FY2020

<b>Provider/Program Name: Elks Aidmore Children's Center - ILP (5233) - ILP</b>			
1105 Lake Point Ln., Stone Mountain, GA 30088	Quarterly Scores (Grades)		Current Quarter Score (Grade)
Phone: 770-483-3535	Q1: 65.52 (D)	Q2: 77.36 (C+)	<b>72.78%</b> <b>(C-)</b>
Vendor ID# 144120	Q3: 77.04 (C+)	Q4: 72.78 (C-)	
Program Census Information:	# Children in Care During Quarter: 5	# Placements During Quarter: 5	# Children in Care On Last Day: 5

## Quarterly Provider Comparisons to All ILP/TLPs

▼ — indicates average for all ILP/TLPs





**Performance-Based Placement Measures  
RBWO Provider GA+SCORECARD - ILP/TLP**

Report Quarter: Q4 FY2020

Provider/Program Name: Elks Aidmore Children's Center - ILP (5233) - ILP				
1105 Lake Point Ln., Stone Mountain, GA 30088		Quarterly Scores (Grades)		Current Quarter Score (Grade)
Phone: 770-483-3535		Q1: 65.52 (D)	Q2: 77.36 (C+)	<b>72.78%</b> <b>(C-)</b>
Vendor ID# 144120		Q3: 77.04 (C+)	Q4: 72.78 (C-)	
Program Census Information:		# Children in Care During Quarter: 5	# Placements During Quarter: 5	# Children in Care On Last Day: 5
	Avg Performance All ILP/TLPs (%)	Provider Performance (%)*	Possible Points (Weight)	Provider Points Earned
<b>OPM Monitoring Reviews</b>				
Annual Comprehensive Reviews	79%	90%	15	13.46
Safety Reviews	80%	Not Yet Conducted		
<b>Monitoring Sub-Total</b>			<b>15</b>	<b>13.46</b>
<b>ILP/TLP Safety Outcomes</b>				
Incidence of Maltreatment	0.00%	Not Eligible		
Staff Training/Foundations	55%	67%	6.5	4.36
Staff Safety Checks	83%	100%	6.5	6.50
<b>Safety Sub-Total</b>			<b>13</b>	<b>10.86</b>
<b>ILP/TLP Permanency Outcomes</b>				
Placement Stability	95%	100%	3	3.00
<b>Permanency Sub-Total</b>			<b>3</b>	<b>3.00</b>
<b>ILP/TLP Well-Being Outcomes</b>				
EPSDT Medical Visits	84%	100%	4.7	4.67
EPSDT Dental Visits	74%	100%	4.7	4.67
Academic Supports	48%	Not Eligible		
Provider ECEM Visits	83%	85%	4.7	3.97
Placements with Siblings	22%	Not Eligible	Not Scored	Not Scored
Placements within Legal County	15%	0%	Not Scored	Not Scored
<b>Well-Being Sub-Total</b>			<b>14</b>	<b>13.30</b>
<b>ILP/TLP Specialty Outcomes</b>				
Academic/Career Development	47%	0%	10	0.00
Ind Living Skills Provision	67%	0%	15	0.00
Financial Independence	33%	67%	5	3.35
WTLP/Life Coach	70%	92%	15	13.80
<b>Specialty Sub-Total</b>			<b>45</b>	<b>17.15</b>

\*Performance calculation descriptions can be found in the FY 2019 RBWO PBP Measurements and Standards Guide.

<b>Monitoring &amp; Outcomes: Possible Points = 95</b>	<b>Points Earned = 57.76</b>
<b>Score Before Incentives Credit 64.18%</b>	



**Performance-Based Placement Measures**  
**RBWO Provider GA+SCORECARD - ILP/TLP**

Report Quarter: Q4 FY2020

<b>Incentives Awarded</b>	<b>08.60 pts</b>
<b>PBP Verification</b>	<b>N/A pts</b>
<b>Total Score</b>	<b>72.78%</b>

**Provider/Program Name: Elks Aidmore Children's Center - ILP (5233) - ILP**

Program Census Information:		# Children in Care During Quarter: 5	# Placements During Quarter: 5	# Children in Care On Last Day: 5
ILP/TLP Incentive Credits	Avg Performance All ILP/TLPs (Points)	Provider Performance (%)*	Possible Points (Weight)	Provider Points Earned
No DOC Involvement		92%	5	4.60
Community Connections		100%	4	4.00
Positive Permanency Connections		0%	5	0.00
HS Grad/GED/Prof or Trade Certificate/College		N/A	10/5/5/1	
Part-Time Employment with Medical Benefits		Not Eligible	10	
Living Arrangements at Discharge		Not Eligible	10	
Additional Academic Supports		Not Eligible	2	
Additional IL Skills Provision		0%	5	0.00
Active Agency Accreditation		0%	4	0.00
Staff Clinical Licensure		0%	5	0.00
<b>Incentives Total</b>	<b>10.51</b>			<b>8.60</b>

\*Performance calculation descriptions can be found in the FY 2019 RBWO PBP Measurements and Standards Guide.

**Child Protective Services Investigations and Dispositions**

The following investigations data, which is not used for scoring but is considered significant to a provider's performance, is from Georgia SHINES and is not considered final or complete until the end of the fiscal year.

Total Reports:	0
Number Screened In:	0
Number Screened Out:	0
Number Substantiated:	0
Number Unsubstantiated:	0
Number Active CPS Investigations:	0


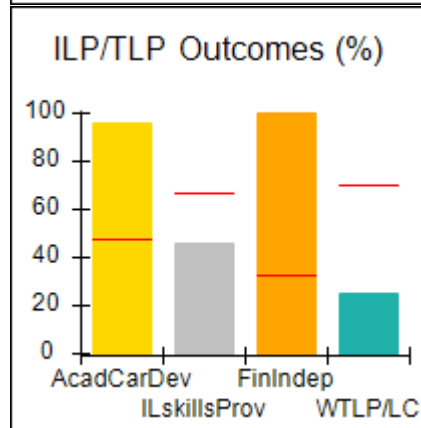
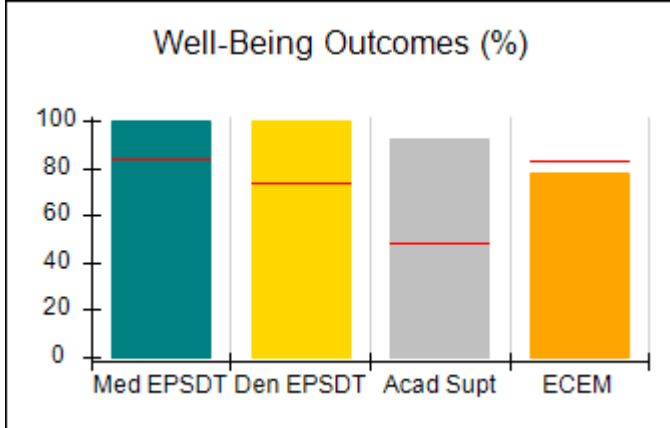
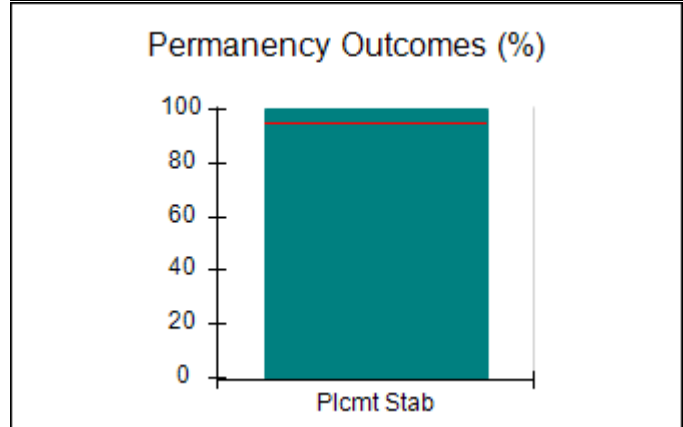
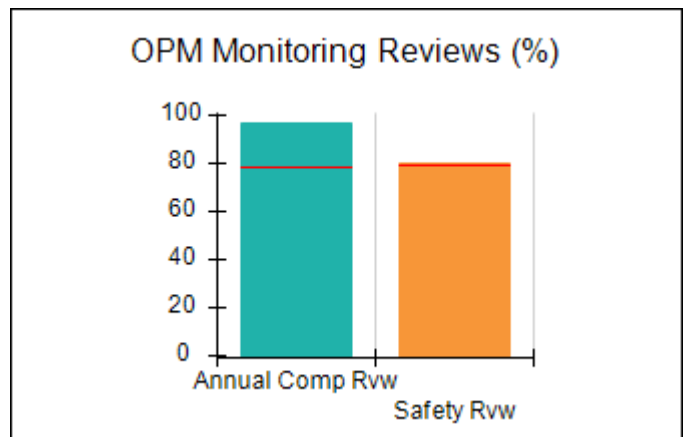
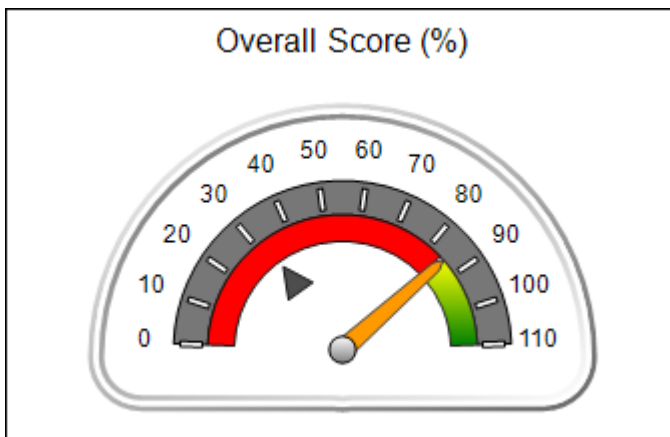


# Performance-Based Placement Measures RBWO Provider GA+SCORECARD - ILP/TLP

Report Quarter: Q4 FY2020

<b>Provider/Program Name: Elks Aidmore Children's Center - Transitional Living Program (629) - TLP</b>			
2394 Morrison Rd., Conyers, GA 30094	Quarterly Scores (Grades)		Current Quarter Score (Grade)
Phone: 770-483-3535	Q1: 82.29 (B-)	Q2: 81.45 (B-)	<b>85.24%</b> <b>(B)</b>
Vendor ID# 53063	Q3: 85.79 (B)	Q4: 85.24 (B)	
Program Census Information:	# Children in Care During Quarter: 12	# Placements During Quarter: 12	# Children in Care On Last Day: 8
<b>Quarterly Provider Comparisons to All ILP/TLPs</b>			

▼ — indicates average for all ILP/TLPs





## Performance-Based Placement Measures RBWO Provider GA+SCORECARD - ILP/TLP

Report Quarter: Q4 FY2020

<b>Provider/Program Name: Elks Aidmore Children's Center - Transitional Living Program (629) - TLP</b>				
<b>2394 Morrison Rd., Conyers, GA 30094</b>		<b>Quarterly Scores (Grades)</b>		<b>Current Quarter Score (Grade)</b>
<b>Phone: 770-483-3535</b>		<b>Q1: 82.29 (B-)</b>	<b>Q2: 81.45 (B-)</b>	<b>85.24% (B)</b>
<b>Vendor ID# 53063</b>		<b>Q3: 85.79 (B)</b>	<b>Q4: 85.24 (B)</b>	
Program Census Information:		# Children in Care During Quarter: 12	# Placements During Quarter: 12	# Children in Care On Last Day: 8
	<b>Avg Performance All ILP/TLPs (%)</b>	<b>Provider Performance (%)*</b>	<b>Possible Points (Weight)</b>	<b>Provider Points Earned</b>
<b>OPM Monitoring Reviews</b>				
Annual Comprehensive Reviews	79%	97%	15	14.48
Safety Reviews	80%	80%	10	8.00
<b>Monitoring Sub-Total</b>			<b>25</b>	<b>22.48</b>
<b>ILP/TLP Safety Outcomes</b>				
Incidence of Maltreatment	0.00%	No Substantiated Reports	3	3.00
Staff Training/Foundations	55%	79%	5	3.95
Staff Safety Checks	83%	92%	5	4.60
<b>Safety Sub-Total</b>			<b>13</b>	<b>11.55</b>
<b>ILP/TLP Permanency Outcomes</b>				
Placement Stability	95%	100%	3	3.00
<b>Permanency Sub-Total</b>			<b>3</b>	<b>3.00</b>
<b>ILP/TLP Well-Being Outcomes</b>				
EPSDT Medical Visits	84%	100%	4	4.00
EPSDT Dental Visits	74%	100%	4	4.00
Academic Supports	48%	92%	2	1.84
Provider ECEM Visits	83%	78%	4	3.12
Placements with Siblings	22%	0%	Not Scored	Not Scored
Placements within Legal County	15%	0%	Not Scored	Not Scored
<b>Well-Being Sub-Total</b>			<b>14</b>	<b>12.96</b>
<b>ILP/TLP Specialty Outcomes</b>				
Academic/Career Development	47%	96%	10	9.60
Ind Living Skills Provision	67%	46%	15	6.90
Financial Independence	33%	100%	5	5.00
WTLP/Life Coach	70%	25%	15	3.75
<b>Specialty Sub-Total</b>			<b>45</b>	<b>25.25</b>
*Performance calculation descriptions can be found in the FY 2019 RBWO PBP Measurements and Standards Guide.				

<b>Monitoring &amp; Outcomes: Possible Points = 100</b>	<b>Points Earned = 75.24</b>
---	------------------------------



**Performance-Based Placement Measures**  
**RBWO Provider GA+SCORECARD - ILP/TLP**

Report Quarter: Q4 FY2020

<b>Score Before Incentives Credit</b>	<b>75.24%</b>
<b>Incentives Awarded</b>	<b>10.00 pts</b>
<b>PBP Verification</b>	<b>N/A pts</b>
<b>Total Score</b>	<b>85.24%</b>

**Provider/Program Name: Elks Aidmore Children's Center - Transitional Living Program (629) - TLP**

Program Census Information:		# Children in Care During Quarter: 12	# Placements During Quarter: 12	# Children in Care On Last Day: 8
ILP/TLP Incentive Credits	Avg Performance All ILP/TLPs (Points)	Provider Performance (%)*	Possible Points (Weight)	Provider Points Earned
No DOC Involvement		83%	5	4.15
Community Connections		100%	4	4.00
Positive Permanency Connections		90%	5	4.50
HS Grad/GED/Prof or Trade Certificate/College		N/A	10/5/5/1	
Part-Time Employment with Medical Benefits		0%	10	0.00
Living Arrangements at Discharge		0%	10	0.00
Additional Academic Supports		84%	2	1.68
Additional IL Skills Provision		13%	5	0.65
Active Agency Accreditation		0%	4	0.00
Staff Clinical Licensure		0%	5	0.00
<b>Incentives Total</b>	<b>10.51</b>			<b>14.98</b>

\*Performance calculation descriptions can be found in the FY 2019 RBWO PBP Measurements and Standards Guide.

**Child Protective Services Investigations and Dispositions**

The following investigations data, which is not used for scoring but is considered significant to a provider's performance, is from Georgia SHINES and is not considered final or complete until the end of the fiscal year.

Total Reports:	0
Number Screened In:	0
Number Screened Out:	0
Number Substantiated:	0
Number Unsubstantiated:	0
Number Active CPS Investigations:	0




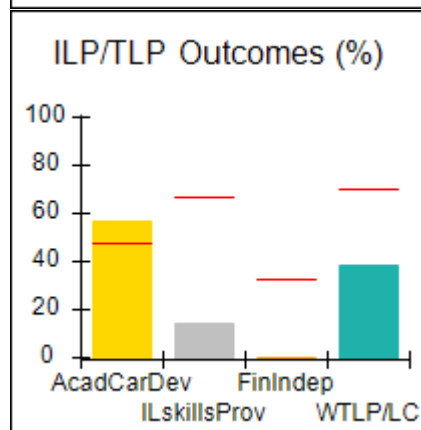
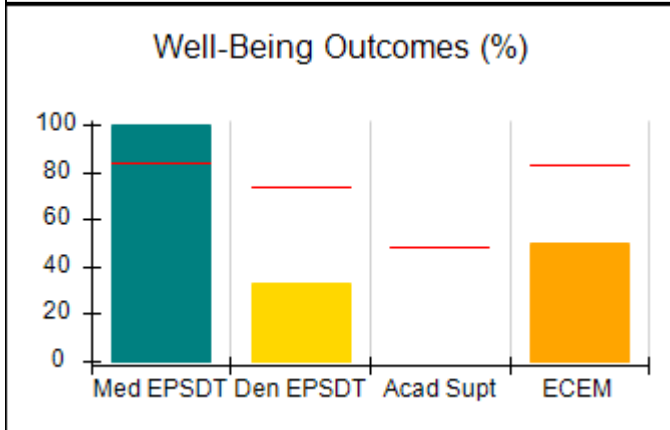
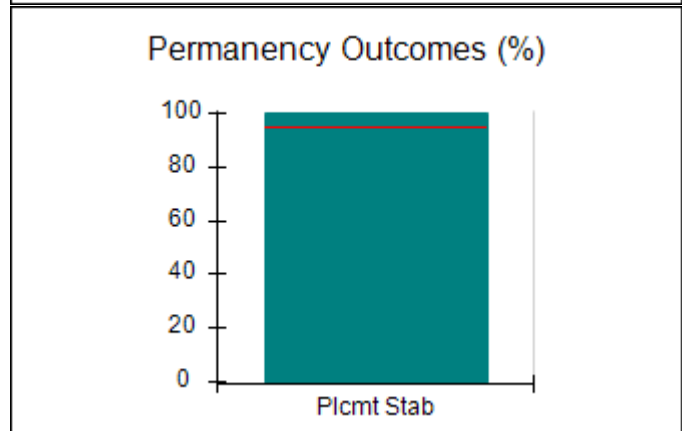
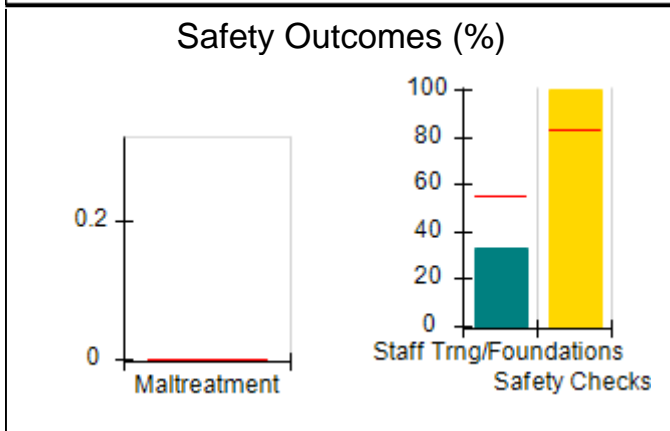
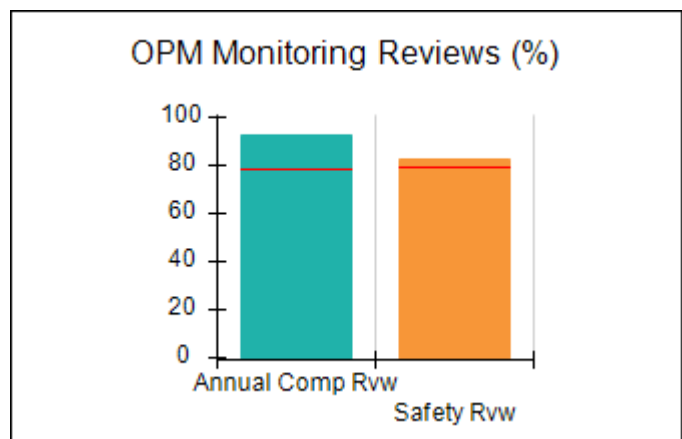
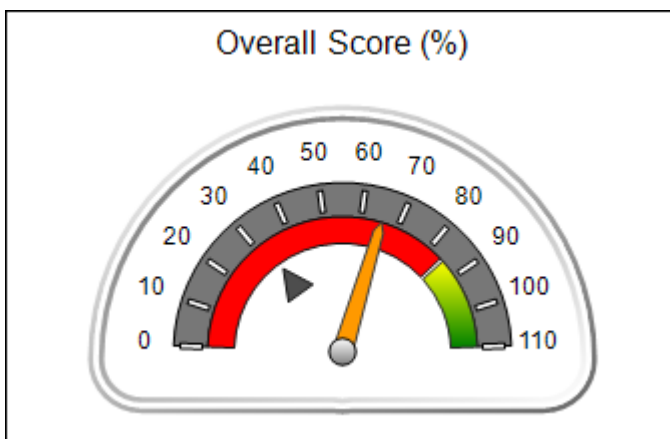
# Performance-Based Placement Measures RBWO Provider GA+SCORECARD - ILP/TLP

Report Quarter: Q4 FY2020

<b>Provider/Program Name: ENA, Inc., dba NECCO (formerly GA SAFE) - Albany ILP (5171) - ILP</b>			
<b>2516 Dawson Road, Albany, GA 31707</b>	<b>Quarterly Scores (Grades)</b>		<b>Current Quarter Score (Grade)</b>
<b>Phone: 229-299-5095</b>	<b>Q1: 73.42 (C-)</b>	<b>Q2: 72.52 (C-)</b>	<b>65.46% (D)</b>
<b>Vendor ID# 119959</b>	<b>Q3: 64.92 (D)</b>	<b>Q4: 65.46 (D)</b>	
<b>Program Census Information:</b>	<b># Children in Care During Quarter: 4</b>	<b># Placements During Quarter: 4</b>	<b># Children in Care On Last Day: 3</b>

## Quarterly Provider Comparisons to All ILP/TLPs

▼ — indicates average for all ILP/TLPs







## Performance-Based Placement Measures RBWO Provider GA+SCORECARD - ILP/TLP

Report Quarter: Q4 FY2020

**Provider/Program Name: ENA, Inc., dba NECCO (formerly GA SAFE) - Albany ILP (5171) - ILP**

2516 Dawson Road, Albany, GA 31707	<b>Quarterly Scores (Grades)</b>		<b>Current Quarter Score (Grade)</b>
Phone: 229-299-5095	Q1: 73.42 (C-)	Q2: 72.52 (C-)	<b>65.46%</b> <b>(D)</b>
Vendor ID# 119959	Q3: 64.92 (D)	Q4: 65.46 (D)	

Program Census Information:	# Children in Care During Quarter: 4	# Placements During Quarter: 4	# Children in Care On Last Day: 3
-----------------------------	--------------------------------------	--------------------------------	-----------------------------------

	Avg Performance All ILP/TLPs (%)	Provider Performance (%)*	Possible Points (Weight)	Provider Points Earned
--	----------------------------------	---------------------------	--------------------------	------------------------

**OPM Monitoring Reviews**

Annual Comprehensive Reviews	79%	92%	15	13.87
Safety Reviews	80%	83%	10	8.25
<b>Monitoring Sub-Total</b>			<b>25</b>	<b>22.12</b>

**ILP/TLP Safety Outcomes**

Incidence of Maltreatment	0.00%	Not Eligible		
Staff Training/Foundations	55%	33%	6.5	2.15
Staff Safety Checks	83%	100%	6.5	6.50
<b>Safety Sub-Total</b>			<b>13</b>	<b>8.65</b>

**ILP/TLP Permanency Outcomes**

Placement Stability	95%	100%	3	3.00
<b>Permanency Sub-Total</b>			<b>3</b>	<b>3.00</b>

**ILP/TLP Well-Being Outcomes**

EPSDT Medical Visits	84%	100%	4.7	4.67
EPSDT Dental Visits	74%	33%	4.7	1.54
Academic Supports	48%	Not Eligible		
Provider ECEM Visits	83%	50%	4.7	2.33
Placements with Siblings	22%	0%	Not Scored	Not Scored
Placements within Legal County	15%	100%	Not Scored	Not Scored
<b>Well-Being Sub-Total</b>			<b>14</b>	<b>8.54</b>

**ILP/TLP Specialty Outcomes**

Academic/Career Development	47%	57%	10	5.70
Ind Living Skills Provision	67%	14%	15	2.10
Financial Independence	33%	0%	5	0.00
WTLP/Life Coach	70%	38%	15	5.70
<b>Specialty Sub-Total</b>			<b>45</b>	<b>13.50</b>

\*Performance calculation descriptions can be found in the FY 2019 RBWO PBP Measurements and Standards Guide.

<b>Monitoring &amp; Outcomes: Possible Points = 100</b>	<b>Points Earned = 55.81</b>
---	------------------------------



**Performance-Based Placement Measures**  
**RBWO Provider GA+SCORECARD - ILP/TLP**

Report Quarter: Q4 FY2020

<b>Score Before Incentives Credit</b>	<b>55.81%</b>
<b>Incentives Awarded</b>	<b>09.65 pts</b>
<b>PBP Verification</b>	<b>N/A pts</b>
<b>Total Score</b>	<b>65.46%</b>

**Provider/Program Name: ENA, Inc., dba NECCO (formerly GA SAFE) - Albany ILP (5171) - ILP**

Program Census Information:		# Children in Care During Quarter: 4	# Placements During Quarter: 4	# Children in Care On Last Day: 3
ILP/TLP Incentive Credits	Avg Performance All ILP/TLPs (Points)	Provider Performance (%)*	Possible Points (Weight)	Provider Points Earned
No DOC Involvement		86%	5	4.30
Community Connections		0%	4	0.00
Positive Permanency Connections		67%	5	3.35
HS Grad/GED/Prof or Trade Certificate/College		N/A	10/5/5/1	
Part-Time Employment with Medical Benefits		0%	10	0.00
Living Arrangements at Discharge		0%	10	0.00
Additional Academic Supports		Not Eligible	2	
Additional IL Skills Provision		0%	5	0.00
Active Agency Accreditation		50%	4	2.00
Staff Clinical Licensure		0%	5	0.00
<b>Incentives Total</b>	<b>10.51</b>			<b>9.65</b>

\*Performance calculation descriptions can be found in the FY 2019 RBWO PBP Measurements and Standards Guide.

**Child Protective Services Investigations and Dispositions**

The following investigations data, which is not used for scoring but is considered significant to a provider's performance, is from Georgia SHINES and is not considered final or complete until the end of the fiscal year.

Total Reports:	0
Number Screened In:	0
Number Screened Out:	0
Number Substantiated:	0
Number Unsubstantiated:	0
Number Active CPS Investigations:	0



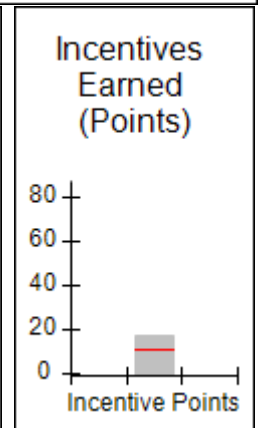
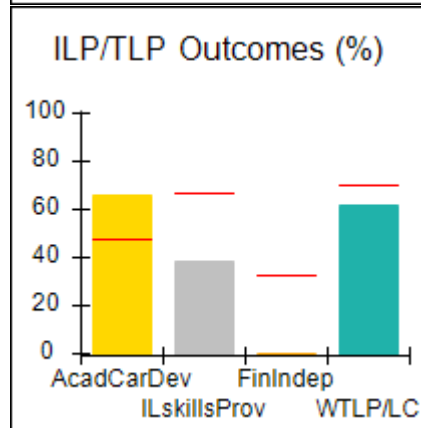
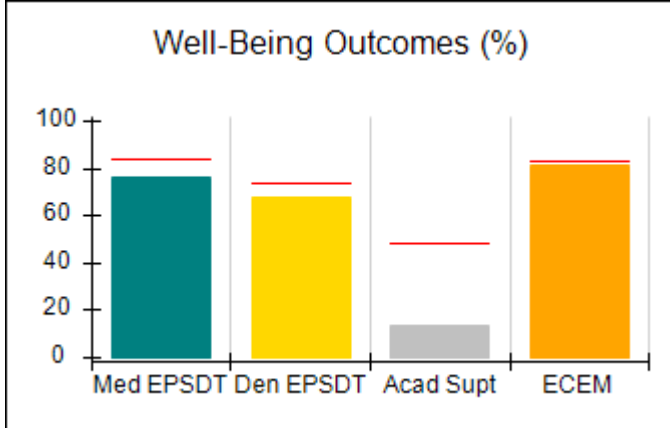
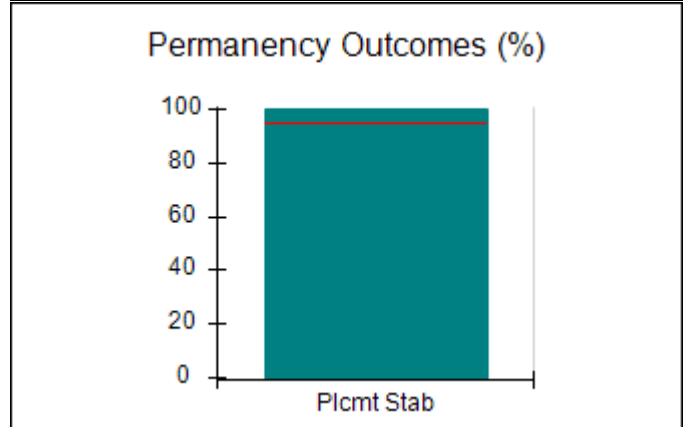
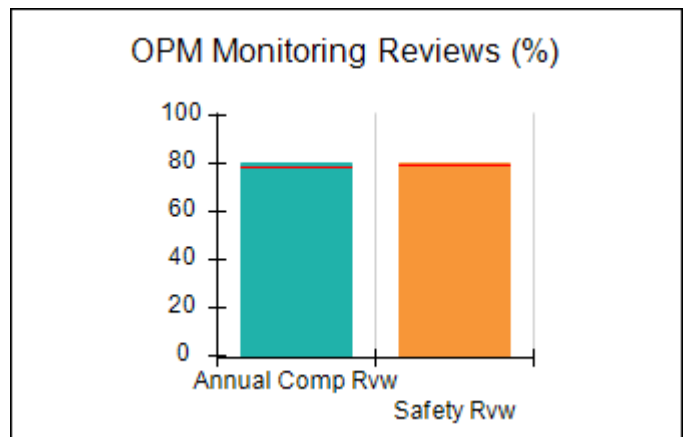
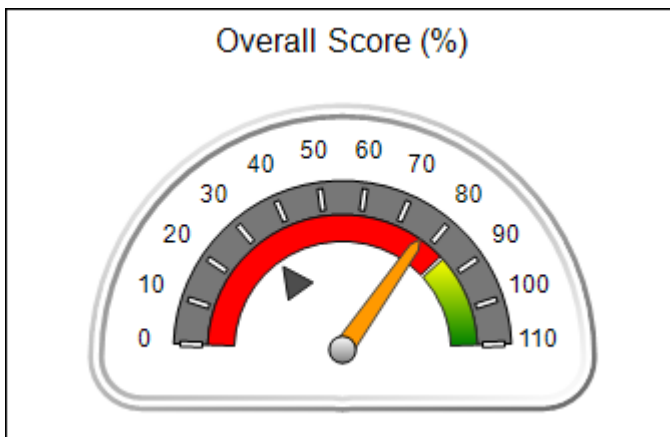
# Performance-Based Placement Measures RBWO Provider GA+SCORECARD - ILP/TLP

Report Quarter: Q4 FY2020

<b>Provider/Program Name: ENA, Inc., dba NECCO (formerly GA SAFE) - Jonesboro ILP (5136) - ILP</b>			
2262 Mt. Zion Rd, Jonesboro, GA 30236	Quarterly Scores (Grades)		Current Quarter Score (Grade)
Phone: 678-610-1933	Q1: 82.22 (B-)	Q2: 82.28 (B-)	<b>76.94%</b> <b>(C)</b>
Vendor ID# 114043	Q3: 80.11 (B-)	Q4: 76.94 (C)	
Program Census Information:	# Children in Care During Quarter: 40	# Placements During Quarter: 40	# Children in Care On Last Day: 37

## Quarterly Provider Comparisons to All ILP/TLPs

▼ — indicates average for all ILP/TLPs





## Performance-Based Placement Measures RBWO Provider GA+SCORECARD - ILP/TLP

Report Quarter: Q4 FY2020

<b>Provider/Program Name: ENA, Inc., dba NECCO (formerly GA SAFE) - Jonesboro ILP (5136) - ILP</b>				
<b>2262 Mt. Zion Rd, Jonesboro, GA 30236</b>		<b>Quarterly Scores (Grades)</b>		<b>Current Quarter Score (Grade)</b>
<b>Phone: 678-610-1933</b>		<b>Q1: 82.22 (B-)</b>	<b>Q2: 82.28 (B-)</b>	<b>76.94% (C)</b>
<b>Vendor ID# 114043</b>		<b>Q3: 80.11 (B-)</b>	<b>Q4: 76.94 (C)</b>	
Program Census Information:		# Children in Care During Quarter: 40	# Placements During Quarter: 40	# Children in Care On Last Day: 37
	<b>Avg Performance All ILP/TLPs (%)</b>	<b>Provider Performance (%)*</b>	<b>Possible Points (Weight)</b>	<b>Provider Points Earned</b>
<b>OPM Monitoring Reviews</b>				
Annual Comprehensive Reviews	79%	80%	15	12.06
Safety Reviews	80%	80%	10	8.00
<b>Monitoring Sub-Total</b>			<b>25</b>	<b>20.06</b>
<b>ILP/TLP Safety Outcomes</b>				
Incidence of Maltreatment	0.00%	No Substantiated Reports	3	3.00
Staff Training/Foundations	55%	100%	5	5.00
Staff Safety Checks	83%	100%	5	5.00
<b>Safety Sub-Total</b>			<b>13</b>	<b>13.00</b>
<b>ILP/TLP Permanency Outcomes</b>				
Placement Stability	95%	100%	3	3.00
<b>Permanency Sub-Total</b>			<b>3</b>	<b>3.00</b>
<b>ILP/TLP Well-Being Outcomes</b>				
EPSDT Medical Visits	84%	76%	4	3.04
EPSDT Dental Visits	74%	68%	4	2.72
Academic Supports	48%	14%	2	0.28
Provider ECEM Visits	83%	81%	4	3.24
Placements with Siblings	22%	0%	Not Scored	Not Scored
Placements within Legal County	15%	10%	Not Scored	Not Scored
<b>Well-Being Sub-Total</b>			<b>14</b>	<b>9.28</b>
<b>ILP/TLP Specialty Outcomes</b>				
Academic/Career Development	47%	66%	10	6.60
Ind Living Skills Provision	67%	38%	15	5.70
Financial Independence	33%	0%	5	0.00
WTLP/Life Coach	70%	62%	15	9.30
<b>Specialty Sub-Total</b>			<b>45</b>	<b>21.60</b>
*Performance calculation descriptions can be found in the FY 2019 RBWO PBP Measurements and Standards Guide.				

<b>Monitoring &amp; Outcomes: Possible Points = 100</b>	<b>Points Earned = 66.94</b>
---	------------------------------



**Performance-Based Placement Measures**  
**RBWO Provider GA+SCORECARD - ILP/TLP**

Report Quarter: Q4 FY2020

<b>Score Before Incentives Credit</b>	<b>66.94%</b>
<b>Incentives Awarded</b>	<b>10.00 pts</b>
<b>PBP Verification</b>	<b>N/A pts</b>
<b>Total Score</b>	<b>76.94%</b>

**Provider/Program Name: ENA, Inc., dba NECCO (formerly GA SAFE) - Jonesboro ILP (5136) - ILP**

Program Census Information:		# Children in Care During Quarter: 40	# Placements During Quarter: 40	# Children in Care On Last Day: 37
ILP/TLP Incentive Credits	Avg Performance All ILP/TLPs (Points)	Provider Performance (%)*	Possible Points (Weight)	Provider Points Earned
No DOC Involvement		69%	5	3.45
Community Connections		0%	4	0.00
Positive Permanency Connections		18%	5	0.90
HS Grad/GED/Prof or Trade Certificate/College		N/A	10/5/5/1	10.00
Part-Time Employment with Medical Benefits		33%	10	3.30
Living Arrangements at Discharge		0%	10	0.00
Additional Academic Supports		0%	2	0.00
Additional IL Skills Provision		0%	5	0.00
Active Agency Accreditation		0%	4	0.00
Staff Clinical Licensure		0%	5	0.00
<b>Incentives Total</b>	<b>10.51</b>			<b>17.65</b>

\*Performance calculation descriptions can be found in the FY 2019 RBWO PBP Measurements and Standards Guide.

**Child Protective Services Investigations and Dispositions**

The following investigations data, which is not used for scoring but is considered significant to a provider's performance, is from Georgia SHINES and is not considered final or complete until the end of the fiscal year.

Total Reports:	0
Number Screened In:	0
Number Screened Out:	0
Number Substantiated:	0
Number Unsubstantiated:	0
Number Active CPS Investigations:	0



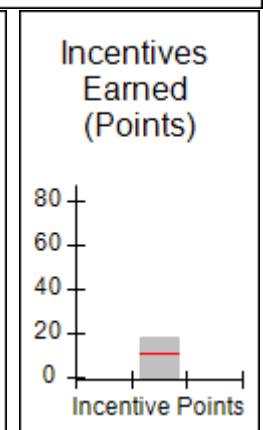
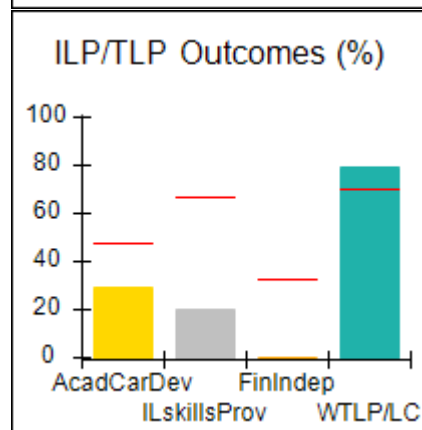
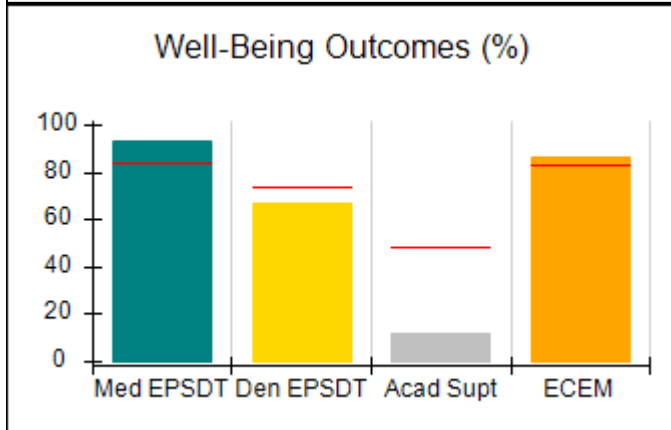
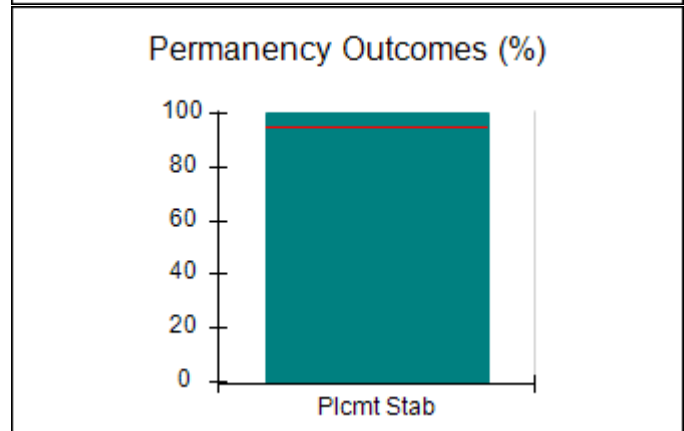
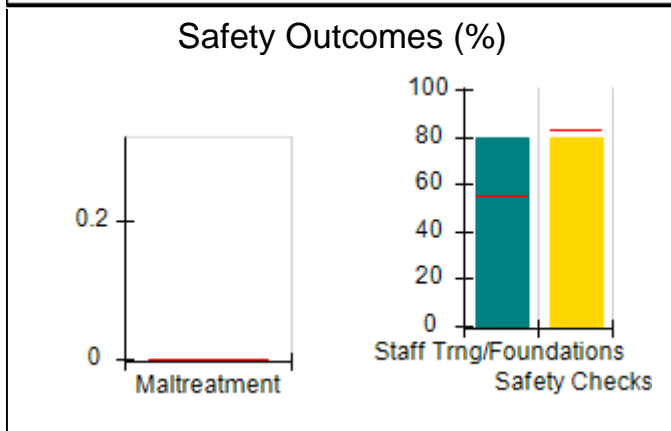
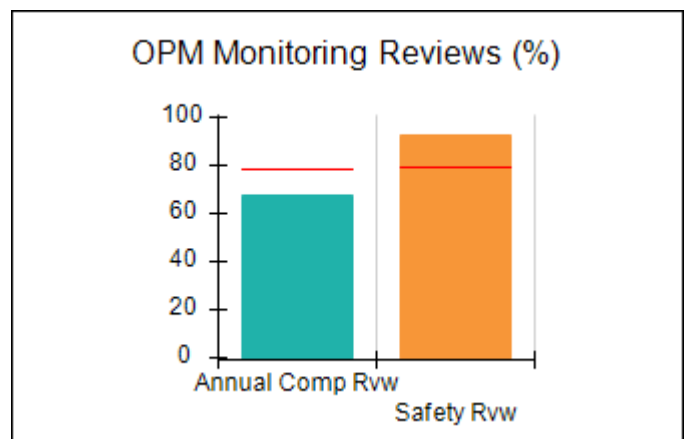
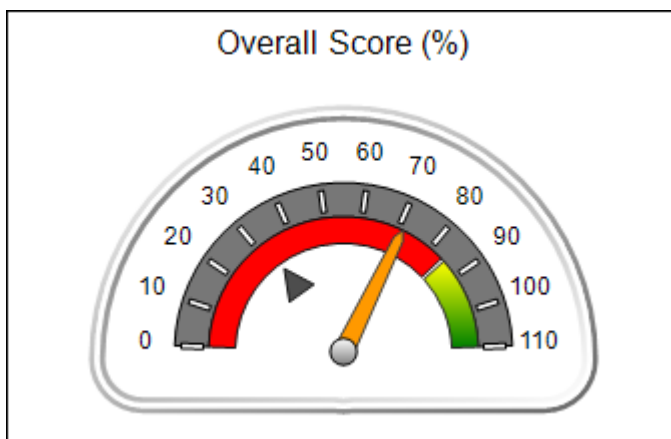
# Performance-Based Placement Measures RBWO Provider GA+SCORECARD - ILP/TLP

Report Quarter: Q4 FY2020

<b>Provider/Program Name: ENA, Inc., dba NECCO (formerly GA SAFE) - Macon ILP (5172) - ILP</b>			
<b>150 North Crest Blvd, Macon, GA 31210</b>	<b>Quarterly Scores (Grades)</b>		<b>Current Quarter Score (Grade)</b>
<b>Phone: 478-254-2902</b>	<b>Q1: 75.76 (C)</b>	<b>Q2: 64.59 (D)</b>	<b>71.27% (C-)</b>
<b>Vendor ID# 92617</b>	<b>Q3: 77.11 (C+)</b>	<b>Q4: 71.27 (C-)</b>	
<b>Program Census Information:</b>	<b># Children in Care During Quarter: 17</b>	<b># Placements During Quarter: 17</b>	<b># Children in Care On Last Day: 17</b>

## Quarterly Provider Comparisons to All ILP/TLPs

▼ — indicates average for all ILP/TLPs





## Performance-Based Placement Measures RBWO Provider GA+SCORECARD - ILP/TLP

Report Quarter: Q4 FY2020

<b>Provider/Program Name: ENA, Inc., dba NECCO (formerly GA SAFE) - Macon ILP (5172) - ILP</b>				
<b>150 North Crest Blvd, Macon, GA 31210</b>		<b>Quarterly Scores (Grades)</b>		<b>Current Quarter Score (Grade)</b>
<b>Phone: 478-254-2902</b>		<b>Q1: 75.76 (C)</b>	<b>Q2: 64.59 (D)</b>	<b>71.27% (C-)</b>
<b>Vendor ID# 92617</b>		<b>Q3: 77.11 (C+)</b>	<b>Q4: 71.27 (C-)</b>	
Program Census Information:		# Children in Care During Quarter: 17	# Placements During Quarter: 17	# Children in Care On Last Day: 17
	<b>Avg Performance All ILP/TLPs (%)</b>	<b>Provider Performance (%)*</b>	<b>Possible Points (Weight)</b>	<b>Provider Points Earned</b>
<b>OPM Monitoring Reviews</b>				
Annual Comprehensive Reviews	79%	68%	15	10.19
Safety Reviews	80%	93%	10	9.25
<b>Monitoring Sub-Total</b>			<b>25</b>	<b>19.44</b>
<b>ILP/TLP Safety Outcomes</b>				
Incidence of Maltreatment	0.00%	No Substantiated Reports	3	3.00
Staff Training/Foundations	55%	80%	5	4.00
Staff Safety Checks	83%	80%	5	4.00
<b>Safety Sub-Total</b>			<b>13</b>	<b>11.00</b>
<b>ILP/TLP Permanency Outcomes</b>				
Placement Stability	95%	100%	3	3.00
<b>Permanency Sub-Total</b>			<b>3</b>	<b>3.00</b>
<b>ILP/TLP Well-Being Outcomes</b>				
EPSDT Medical Visits	84%	93%	4	3.72
EPSDT Dental Visits	74%	67%	4	2.68
Academic Supports	48%	12%	2	0.24
Provider ECEM Visits	83%	86%	4	3.44
Placements with Siblings	22%	0%	Not Scored	Not Scored
Placements within Legal County	15%	0%	Not Scored	Not Scored
<b>Well-Being Sub-Total</b>			<b>14</b>	<b>10.08</b>
<b>ILP/TLP Specialty Outcomes</b>				
Academic/Career Development	47%	29%	10	2.90
Ind Living Skills Provision	67%	20%	15	3.00
Financial Independence	33%	0%	5	0.00
WTLP/Life Coach	70%	79%	15	11.85
<b>Specialty Sub-Total</b>			<b>45</b>	<b>17.75</b>
*Performance calculation descriptions can be found in the FY 2019 RBWO PBP Measurements and Standards Guide.				

<b>Monitoring &amp; Outcomes: Possible Points = 100</b>	<b>Points Earned = 61.27</b>
---	------------------------------



**Performance-Based Placement Measures**  
**RBWO Provider GA+SCORECARD - ILP/TLP**

Report Quarter: Q4 FY2020

<b>Score Before Incentives Credit</b>	<b>61.27%</b>
<b>Incentives Awarded</b>	<b>10.00 pts</b>
<b>PBP Verification</b>	<b>N/A pts</b>
<b>Total Score</b>	<b>71.27%</b>

**Provider/Program Name: ENA, Inc., dba NECCO (formerly GA SAFE) - Macon ILP (5172) - ILP**

Program Census Information:		# Children in Care During Quarter: 17	# Placements During Quarter: 17	# Children in Care On Last Day: 17
ILP/TLP Incentive Credits	Avg Performance All ILP/TLPs (Points)	Provider Performance (%)*	Possible Points (Weight)	Provider Points Earned
No DOC Involvement		57%	5	2.85
Community Connections		0%	4	0.00
Positive Permanency Connections		100%	5	5.00
HS Grad/GED/Prof or Trade Certificate/College		N/A	10/5/5/1	10.00
Part-Time Employment with Medical Benefits		Not Eligible	10	
Living Arrangements at Discharge		Not Eligible	10	
Additional Academic Supports		0%	2	0.00
Additional IL Skills Provision		0%	5	0.00
Active Agency Accreditation		0%	4	0.00
Staff Clinical Licensure		0%	5	0.00
<b>Incentives Total</b>	<b>10.51</b>			<b>17.85</b>

\*Performance calculation descriptions can be found in the FY 2019 RBWO PBP Measurements and Standards Guide.

**Child Protective Services Investigations and Dispositions**

The following investigations data, which is not used for scoring but is considered significant to a provider's performance, is from Georgia SHINES and is not considered final or complete until the end of the fiscal year.

Total Reports:	0
Number Screened In:	0
Number Screened Out:	0
Number Substantiated:	0
Number Unsubstantiated:	0
Number Active CPS Investigations:	0






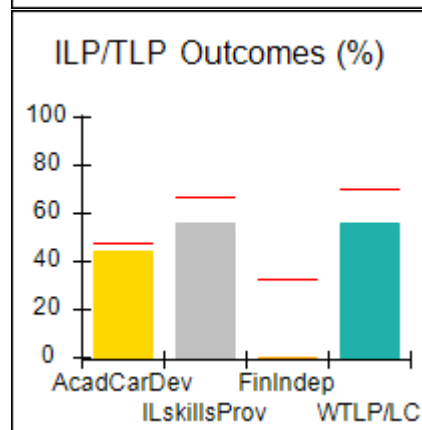
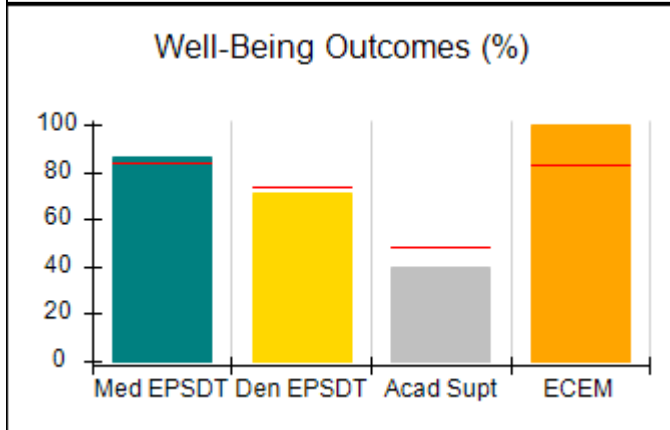
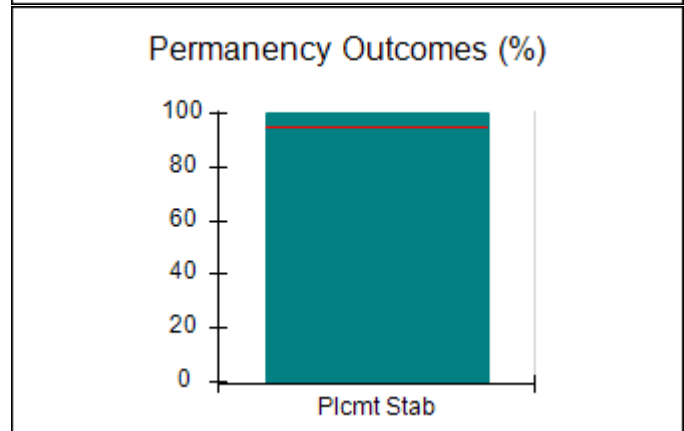
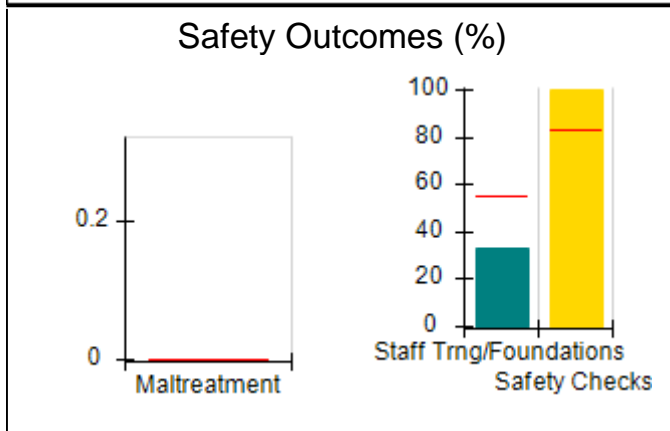
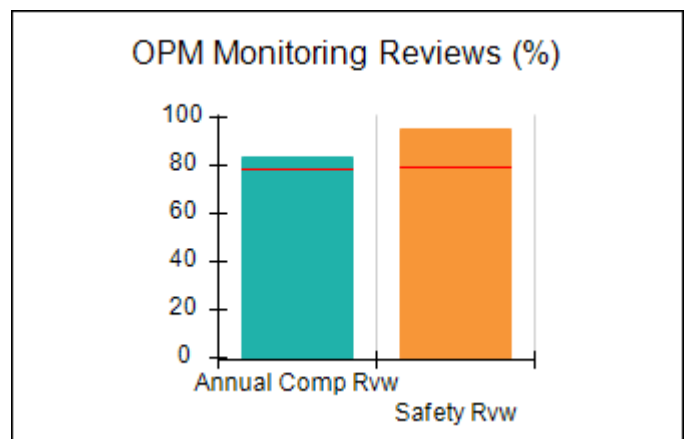
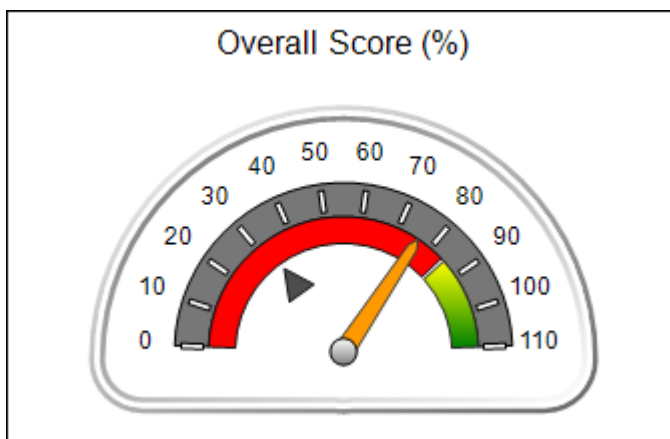
# Performance-Based Placement Measures RBWO Provider GA+SCORECARD - ILP/TLP

Report Quarter: Q4 FY2020

<b>Provider/Program Name: ENA, Inc., dba NECCO (formerly GA SAFE) - Martinez ILP (5137) - ILP</b>			
4424 Columbia Rd., Martinez, GA 30907	Quarterly Scores (Grades)		Current Quarter Score (Grade)
Phone: 706-210-3435	Q1: 74.02 (C)	Q2: 76.50 (C)	<b>76.01%</b> <b>(C)</b>
Vendor ID# 114072	Q3: 86.04 (B)	Q4: 76.01 (C)	
Program Census Information:	# Children in Care During Quarter: 7	# Placements During Quarter: 7	# Children in Care On Last Day: 7

## Quarterly Provider Comparisons to All ILP/TLPs

▼ — indicates average for all ILP/TLPs





## Performance-Based Placement Measures RBWO Provider GA+SCORECARD - ILP/TLP

Report Quarter: Q4 FY2020

**Provider/Program Name: ENA, Inc., dba NECCO (formerly GA SAFE) - Martinez ILP (5137) - ILP**

<b>4424 Columbia Rd., Martinez, GA 30907</b>	<b>Quarterly Scores (Grades)</b>		<b>Current Quarter Score (Grade)</b>
<b>Phone: 706-210-3435</b>	<b>Q1: 74.02 (C)</b>	<b>Q2: 76.50 (C)</b>	<b>76.01% (C)</b>
<b>Vendor ID# 114072</b>	<b>Q3: 86.04 (B)</b>	<b>Q4: 76.01 (C)</b>	

Program Census Information:	# Children in Care During Quarter: 7	# Placements During Quarter: 7	# Children in Care On Last Day: 7
-----------------------------	--------------------------------------	--------------------------------	-----------------------------------

	Avg Performance All ILP/TLPs (%)	Provider Performance (%)*	Possible Points (Weight)	Provider Points Earned
--	----------------------------------	---------------------------	--------------------------	------------------------

**OPM Monitoring Reviews**

Annual Comprehensive Reviews	79%	84%	15	12.58
Safety Reviews	80%	95%	10	9.50
<b>Monitoring Sub-Total</b>			<b>25</b>	<b>22.08</b>

**ILP/TLP Safety Outcomes**

Incidence of Maltreatment	0.00%	Not Eligible		
Staff Training/Foundations	55%	33%	6.5	2.15
Staff Safety Checks	83%	100%	6.5	6.50
<b>Safety Sub-Total</b>			<b>13</b>	<b>8.65</b>

**ILP/TLP Permanency Outcomes**

Placement Stability	95%	100%	3	3.00
<b>Permanency Sub-Total</b>			<b>3</b>	<b>3.00</b>

**ILP/TLP Well-Being Outcomes**

EPSDT Medical Visits	84%	86%	4	3.44
EPSDT Dental Visits	74%	71%	4	2.84
Academic Supports	48%	40%	2	0.80
Provider ECEM Visits	83%	100%	4	4.00
Placements with Siblings	22%	Not Eligible	Not Scored	Not Scored
Placements within Legal County	15%	0%	Not Scored	Not Scored
<b>Well-Being Sub-Total</b>			<b>14</b>	<b>11.08</b>

**ILP/TLP Specialty Outcomes**

Academic/Career Development	47%	44%	10	4.40
Ind Living Skills Provision	67%	56%	15	8.40
Financial Independence	33%	0%	5	0.00
WTLP/Life Coach	70%	56%	15	8.40
<b>Specialty Sub-Total</b>			<b>45</b>	<b>21.20</b>

\*Performance calculation descriptions can be found in the FY 2019 RBWO PBP Measurements and Standards Guide.

<b>Monitoring &amp; Outcomes: Possible Points = 100</b>	<b>Points Earned = 66.01</b>
---	------------------------------



**Performance-Based Placement Measures**  
**RBWO Provider GA+SCORECARD - ILP/TLP**

Report Quarter: Q4 FY2020

<b>Score Before Incentives Credit</b>	<b>66.01%</b>
<b>Incentives Awarded</b>	<b>10.00 pts</b>
<b>PBP Verification</b>	<b>N/A pts</b>
<b>Total Score</b>	<b>76.01%</b>

**Provider/Program Name: ENA, Inc., dba NECCO (formerly GA SAFE) - Martinez ILP (5137) - ILP**

Program Census Information:		# Children in Care During Quarter: 7	# Placements During Quarter: 7	# Children in Care On Last Day: 7
ILP/TLP Incentive Credits	Avg Performance All ILP/TLPs (Points)	Provider Performance (%)*	Possible Points (Weight)	Provider Points Earned
No DOC Involvement		89%	5	4.45
Community Connections		0%	4	0.00
Positive Permanency Connections		100%	5	5.00
HS Grad/GED/Prof or Trade Certificate/College		N/A	10/5/5/1	
Part-Time Employment with Medical Benefits		Not Eligible	10	
Living Arrangements at Discharge		Not Eligible	10	
Additional Academic Supports		0%	2	0.00
Additional IL Skills Provision		11%	5	0.55
Active Agency Accreditation		0%	4	0.00
Staff Clinical Licensure		10%	5	0.50
<b>Incentives Total</b>	<b>10.51</b>			<b>10.50</b>

\*Performance calculation descriptions can be found in the FY 2019 RBWO PBP Measurements and Standards Guide.

**Child Protective Services Investigations and Dispositions**

The following investigations data, which is not used for scoring but is considered significant to a provider's performance, is from Georgia SHINES and is not considered final or complete until the end of the fiscal year.

Total Reports:	0
Number Screened In:	0
Number Screened Out:	0
Number Substantiated:	0
Number Unsubstantiated:	0
Number Active CPS Investigations:	0




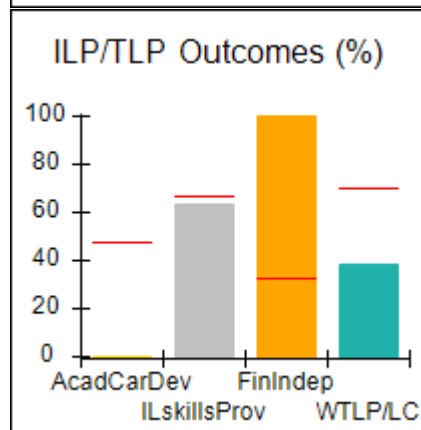
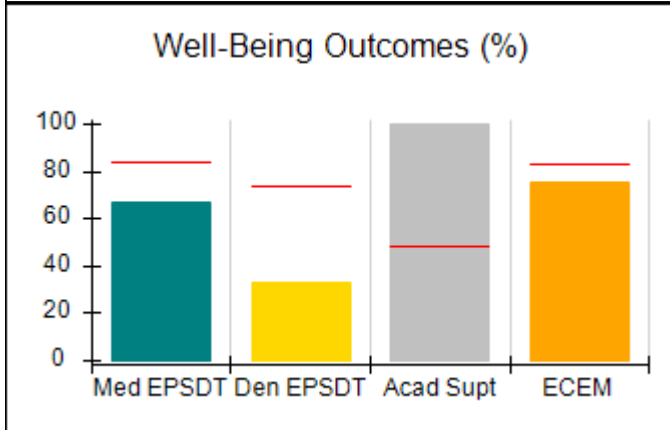
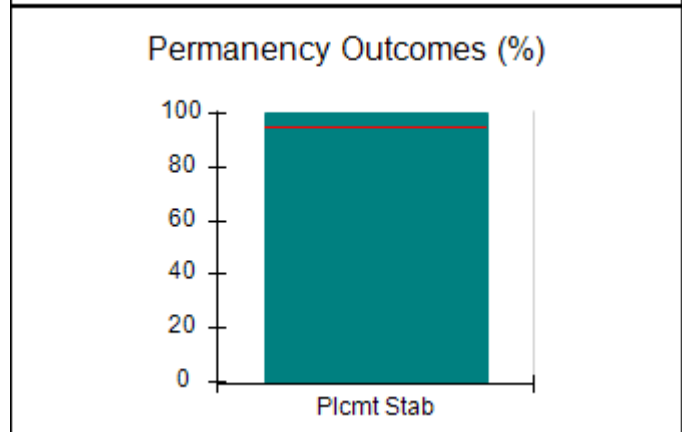
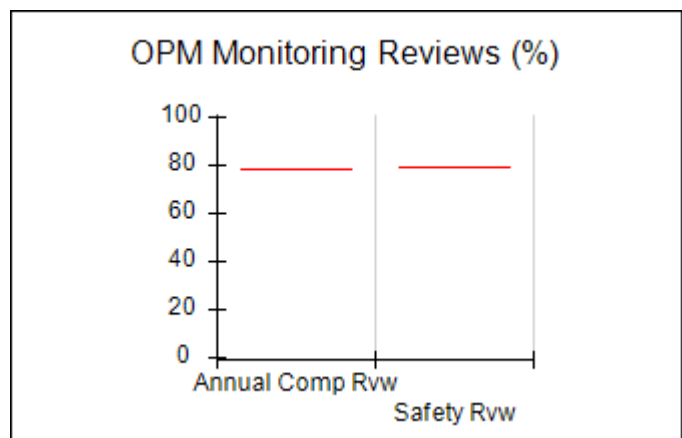
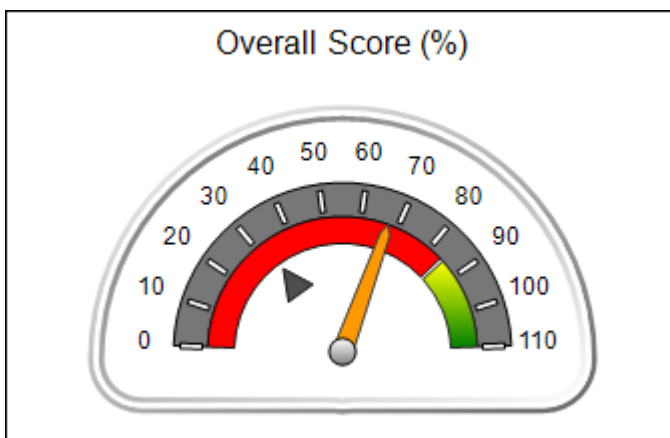
# Performance-Based Placement Measures RBWO Provider GA+SCORECARD - ILP/TLP

Report Quarter: Q4 FY2020

<b>Provider/Program Name: Exquisite Care - ILP #518 (5403) - ILP</b>			
<b>1000 Lake Ridge Pkwy, Riverdale, GA 30296</b>	<b>Quarterly Scores (Grades)</b>		<b>Current Quarter Score (Grade)</b>
<b>Phone: 678-304-9918</b>	<b>Q1: 00.00 (F)</b>	<b>Q2: 00.00 (F)</b>	<b>67.45% (D+)</b>
<b>Vendor ID# 166242</b>	<b>Q3: 29.18 (F)</b>	<b>Q4: 67.45 (D+)</b>	
<b>Program Census Information:</b>	<b># Children in Care During Quarter: 3</b>	<b># Placements During Quarter: 3</b>	<b># Children in Care On Last Day: 3</b>

## Quarterly Provider Comparisons to All ILP/TLPs

▼ — indicates average for all ILP/TLPs





## Performance-Based Placement Measures RBWO Provider GA+SCORECARD - ILP/TLP

Report Quarter: Q4 FY2020

<b>Provider/Program Name: Exquisite Care - ILP #518 (5403) - ILP</b>				
<b>1000 Lake Ridge Pkwy, Riverdale, GA 30296</b>		<b>Quarterly Scores (Grades)</b>		<b>Current Quarter Score (Grade)</b>
<b>Phone: 678-304-9918</b>		<b>Q1: 00.00 (F)</b>	<b>Q2: 00.00 (F)</b>	<b>67.45%</b> <b>(D+)</b>
<b>Vendor ID# 166242</b>		<b>Q3: 29.18 (F)</b>	<b>Q4: 67.45 (D+)</b>	
Program Census Information:		# Children in Care During Quarter: 3	# Placements During Quarter: 3	# Children in Care On Last Day: 3
	<b>Avg Performance All ILP/TLPs (%)</b>	<b>Provider Performance (%)*</b>	<b>Possible Points (Weight)</b>	<b>Provider Points Earned</b>
<b>OPM Monitoring Reviews</b>				
Annual Comprehensive Reviews	79%	Not Yet Conducted		
Safety Reviews	80%	Not Yet Conducted		
<b>Monitoring Sub-Total</b>				<b>0.00</b>
<b>ILP/TLP Safety Outcomes</b>				
Incidence of Maltreatment	0.00%	Not Eligible		
Staff Training/Foundations	55%	100%	6.5	6.50
Staff Safety Checks	83%	100%	6.5	6.50
<b>Safety Sub-Total</b>			<b>13</b>	<b>13.00</b>
<b>ILP/TLP Permanency Outcomes</b>				
Placement Stability	95%	100%	3	3.00
<b>Permanency Sub-Total</b>			<b>3</b>	<b>3.00</b>
<b>ILP/TLP Well-Being Outcomes</b>				
EPSDT Medical Visits	84%	67%	4	2.68
EPSDT Dental Visits	74%	33%	4	1.32
Academic Supports	48%	100%	2	2.00
Provider ECEM Visits	83%	75%	4	3.00
Placements with Siblings	22%	Not Eligible	Not Scored	Not Scored
Placements within Legal County	15%	0%	Not Scored	Not Scored
<b>Well-Being Sub-Total</b>			<b>14</b>	<b>9.00</b>
<b>ILP/TLP Specialty Outcomes</b>				
Academic/Career Development	47%	0%	10	0.00
Ind Living Skills Provision	67%	63%	15	9.45
Financial Independence	33%	100%	5	5.00
WTLP/Life Coach	70%	38%	15	5.70
<b>Specialty Sub-Total</b>			<b>45</b>	<b>20.15</b>
*Performance calculation descriptions can be found in the FY 2019 RBWO PBP Measurements and Standards Guide.				

<b>Monitoring &amp; Outcomes: Possible Points = 80</b>	<b>Points Earned = 45.15</b>
<b>Score Before Incentives Credit</b>	<b>60.20%</b>



**Performance-Based Placement Measures**  
**RBWO Provider GA+SCORECARD - ILP/TLP**

Report Quarter: Q4 FY2020

<b>Incentives Awarded</b>	<b>07.25 pts</b>
<b>PBP Verification</b>	<b>N/A pts</b>
<b>Total Score</b>	<b>67.45%</b>

**Provider/Program Name: Exquisite Care - ILP #518 (5403) - ILP**

Program Census Information:		# Children in Care During Quarter: 3	# Placements During Quarter: 3	# Children in Care On Last Day: 3
ILP/TLP Incentive Credits	Avg Performance All ILP/TLPs (Points)	Provider Performance (%)*	Possible Points (Weight)	Provider Points Earned
No DOC Involvement		88%	5	4.40
Community Connections		0%	4	0.00
Positive Permanency Connections		0%	5	0.00
HS Grad/GED/Prof or Trade Certificate/College		N/A	10/5/5/1	
Part-Time Employment with Medical Benefits		Not Eligible	10	
Living Arrangements at Discharge		Not Eligible	10	
Additional Academic Supports		80%	2	1.60
Additional IL Skills Provision		25%	5	1.25
Active Agency Accreditation		0%	4	0.00
Staff Clinical Licensure		0%	5	0.00
<b>Incentives Total</b>	<b>10.51</b>			<b>7.25</b>

\*Performance calculation descriptions can be found in the FY 2019 RBWO PBP Measurements and Standards Guide.

**Child Protective Services Investigations and Dispositions**

The following investigations data, which is not used for scoring but is considered significant to a provider's performance, is from Georgia SHINES and is not considered final or complete until the end of the fiscal year.

Total Reports:	0
Number Screened In:	0
Number Screened Out:	0
Number Substantiated:	0
Number Unsubstantiated:	0
Number Active CPS Investigations:	0



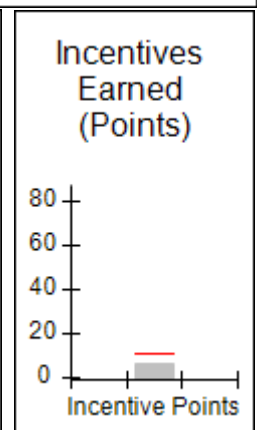
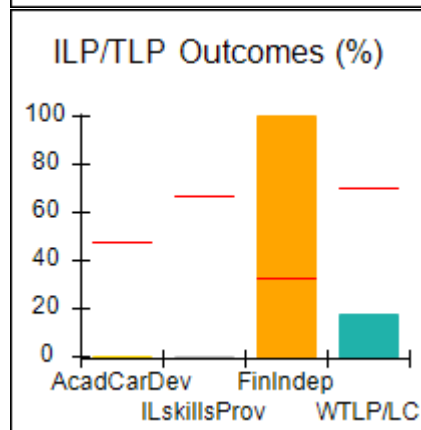
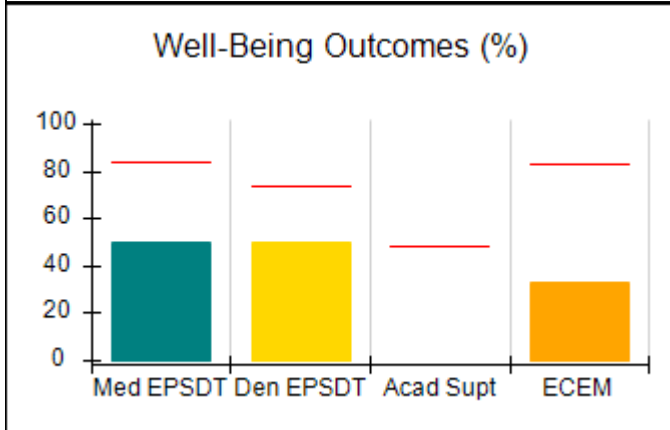
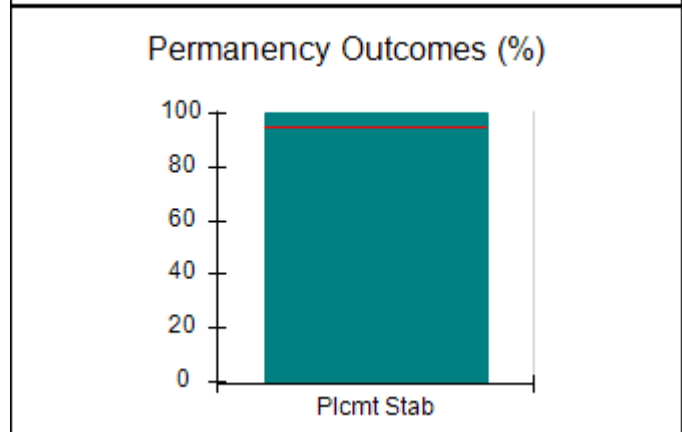
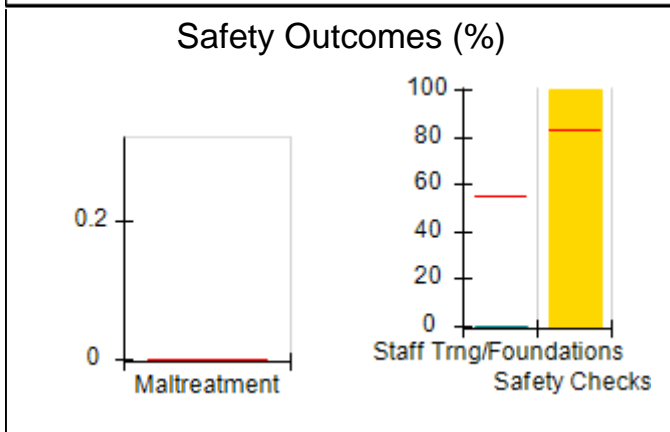
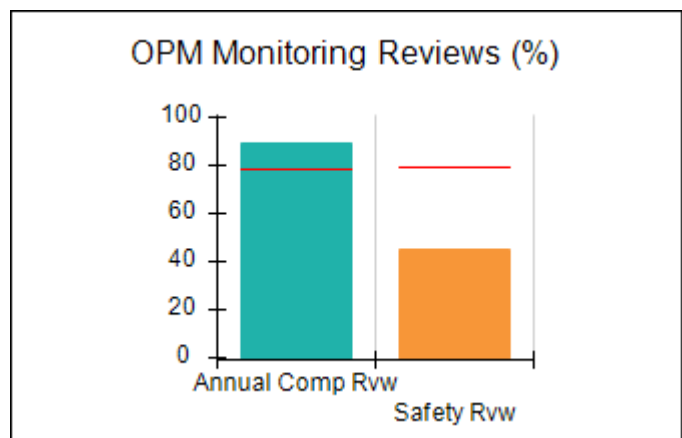
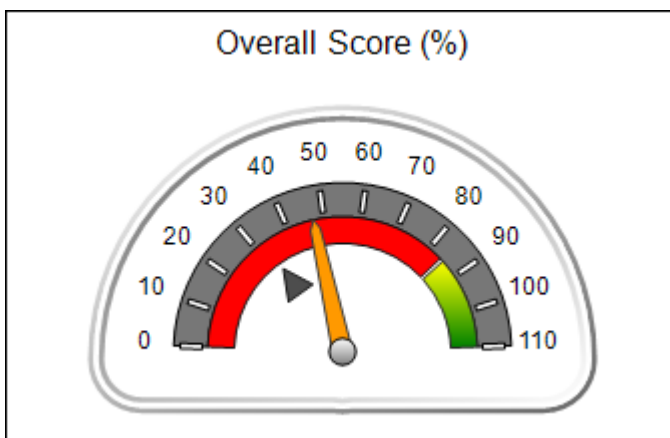
# Performance-Based Placement Measures RBWO Provider GA+SCORECARD - ILP/TLP

Report Quarter: Q4 FY2020

<b>Provider/Program Name: Families First - Atlanta: J. E. Lowery Blvd. (643) - ILP</b>			
<b>80 Joseph E. Lowery Blvd NW, Atlanta, GA 30314</b>	<b>Quarterly Scores (Grades)</b>		<b>Current Quarter Score (Grade)</b>
<b>Phone: 404-853-2800</b>	<b>Q1: 85.40 (B)</b>	<b>Q2: 69.12 (D+)</b>	<b>47.19% (F)</b>
<b>Vendor ID# 35338</b>	<b>Q3: 51.79 (F)</b>	<b>Q4: 47.19 (F)</b>	
<b>Program Census Information:</b>	<b># Children in Care During Quarter: 2</b>	<b># Placements During Quarter: 2</b>	<b># Children in Care On Last Day: 2</b>

## Quarterly Provider Comparisons to All ILP/TLPs

▼ — indicates average for all ILP/TLPs





## Performance-Based Placement Measures RBWO Provider GA+SCORECARD - ILP/TLP

Report Quarter: Q4 FY2020

Provider/Program Name: Families First - Atlanta: J. E. Lowery Blvd. (643) - ILP				
80 Joseph E. Lowery Blvd NW, Atlanta, GA 30314		Quarterly Scores (Grades)		Current Quarter Score (Grade)
Phone: 404-853-2800		Q1: 85.40 (B)	Q2: 69.12 (D+)	<b>47.19%</b> <b>(F)</b>
Vendor ID# 35338		Q3: 51.79 (F)	Q4: 47.19 (F)	
Program Census Information:		# Children in Care During Quarter: 2	# Placements During Quarter: 2	# Children in Care On Last Day: 2
	Avg Performance All ILP/TLPs (%)	Provider Performance (%)*	Possible Points (Weight)	Provider Points Earned
OPM Monitoring Reviews				
Annual Comprehensive Reviews	79%	90%	15	13.43
Safety Reviews	80%	45%	10	4.50
<b>Monitoring Sub-Total</b>			<b>25</b>	<b>17.93</b>
ILP/TLP Safety Outcomes				
Incidence of Maltreatment	0.00%	Not Eligible		
Staff Training/Foundations	55%	0%	6.5	0.00
Staff Safety Checks	83%	100%	6.5	6.50
<b>Safety Sub-Total</b>			<b>13</b>	<b>6.50</b>
ILP/TLP Permanency Outcomes				
Placement Stability	95%	100%	3	3.00
<b>Permanency Sub-Total</b>			<b>3</b>	<b>3.00</b>
ILP/TLP Well-Being Outcomes				
EPSDT Medical Visits	84%	50%	4.7	2.33
EPSDT Dental Visits	74%	50%	4.7	2.33
Academic Supports	48%	Not Eligible		
Provider ECEM Visits	83%	33%	4.7	1.54
Placements with Siblings	22%	Not Eligible	Not Scored	Not Scored
Placements within Legal County	15%	Not Eligible	Not Scored	Not Scored
<b>Well-Being Sub-Total</b>			<b>14</b>	<b>6.21</b>
ILP/TLP Specialty Outcomes				
Academic/Career Development	47%	0%	10	0.00
Ind Living Skills Provision	67%	0%	15	0.00
Financial Independence	33%	100%	5	5.00
WTLP/Life Coach	70%	17%	15	2.55
<b>Specialty Sub-Total</b>			<b>45</b>	<b>7.55</b>
*Performance calculation descriptions can be found in the FY 2019 RBWO PBP Measurements and Standards Guide.				

<b>Monitoring &amp; Outcomes: Possible Points = 100</b>	<b>Points Earned = 41.19</b>
<b>Score Before Incentives Credit</b>	<b>41.19%</b>





**Performance-Based Placement Measures**  
**RBWO Provider GA+SCORECARD - ILP/TLP**

Report Quarter: Q4 FY2020

<b>Incentives Awarded</b>	<b>06.00 pts</b>
<b>PBP Verification</b>	<b>0.00 pts</b>
<b>Total Score</b>	<b>47.19%</b>

**Provider/Program Name: Families First - Atlanta: J. E. Lowery Blvd. (643) - ILP**

Program Census Information:		# Children in Care During Quarter: 2	# Placements During Quarter: 2	# Children in Care On Last Day: 2
ILP/TLP Incentive Credits	Avg Performance All ILP/TLPs (Points)	Provider Performance (%)*	Possible Points (Weight)	Provider Points Earned
No DOC Involvement		100%	5	5.00
Community Connections		0%	4	0.00
Positive Permanency Connections		0%	5	0.00
HS Grad/GED/Prof or Trade Certificate/College		N/A	10/5/5/1	
Part-Time Employment with Medical Benefits		Not Eligible	10	
Living Arrangements at Discharge		Not Eligible	10	
Additional Academic Supports		Not Eligible	2	
Additional IL Skills Provision		0%	5	0.00
Active Agency Accreditation		0%	4	0.00
Staff Clinical Licensure		20%	5	1.00
<b>Incentives Total</b>	<b>10.51</b>			<b>6.00</b>

\*Performance calculation descriptions can be found in the FY 2019 RBWO PBP Measurements and Standards Guide.

**Child Protective Services Investigations and Dispositions**

The following investigations data, which is not used for scoring but is considered significant to a provider's performance, is from Georgia SHINES and is not considered final or complete until the end of the fiscal year.

Total Reports:	0
Number Screened In:	0
Number Screened Out:	0
Number Substantiated:	0
Number Unsubstantiated:	0
Number Active CPS Investigations:	0




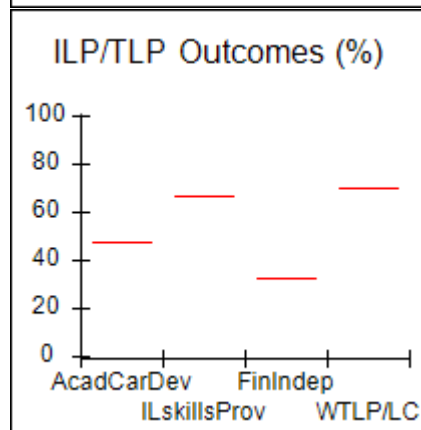
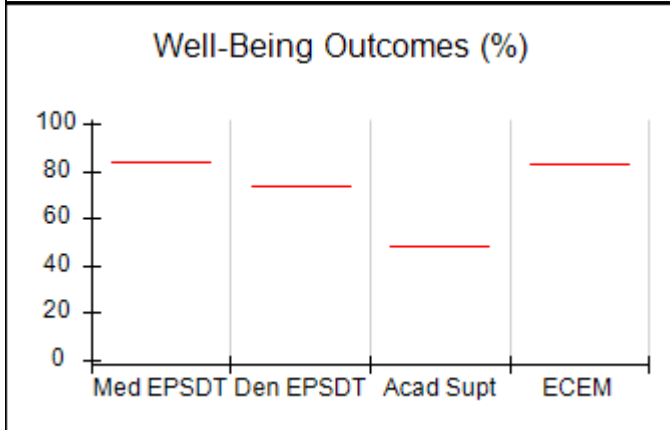
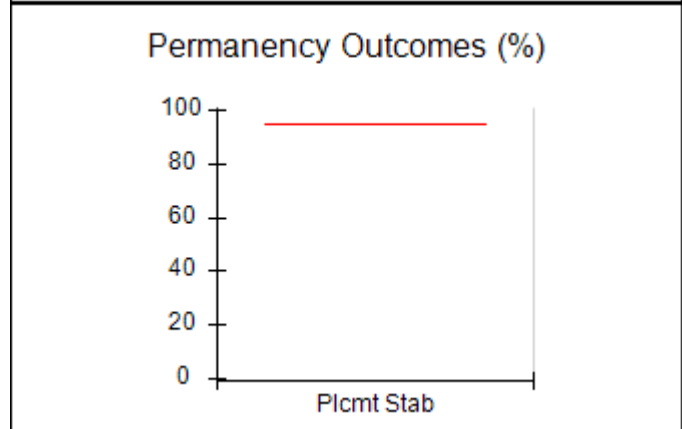
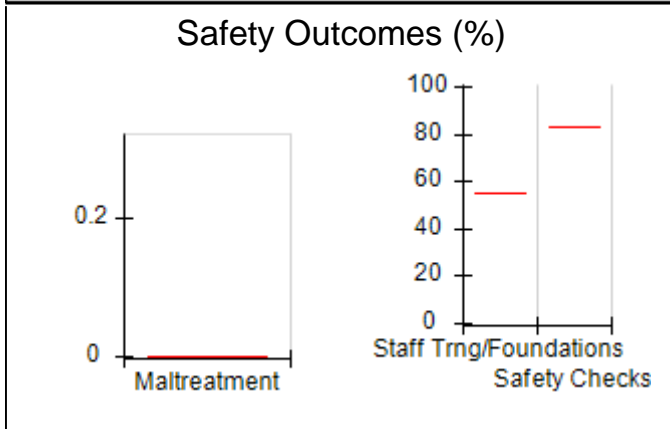
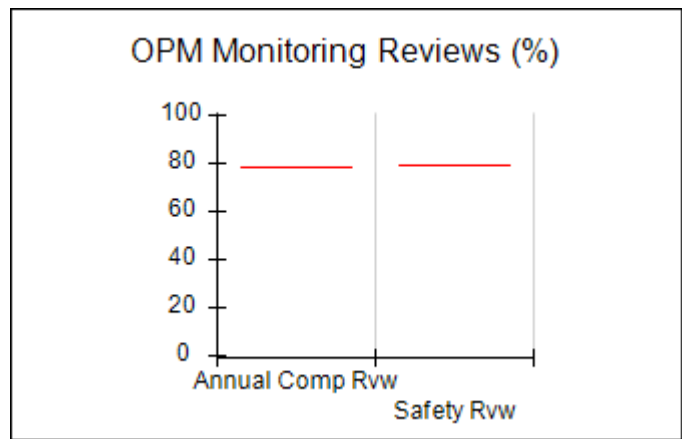
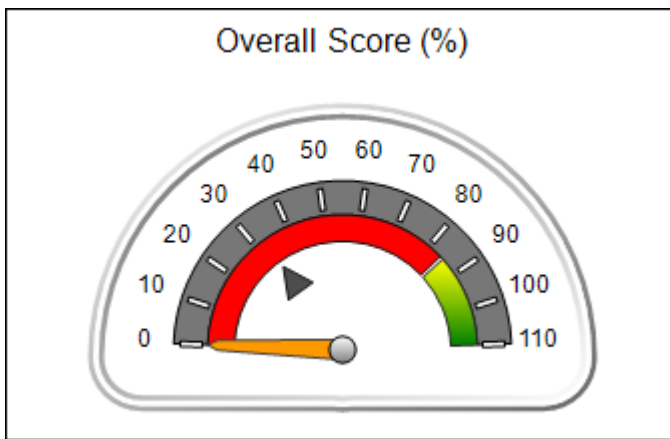
# Performance-Based Placement Measures RBWO Provider GA+SCORECARD - ILP/TLP

Report Quarter: Q4 FY2020

<b>Provider/Program Name: Families First - Atlanta: Riverdale Rd. (5422) - ILP</b>			
5724 Riverdale Rd., Atlanta, GA 30349	Quarterly Scores (Grades)		Current Quarter Score (Grade)
Phone: 404-853-2867	Q1: (N/A)	Q2: 00.00 (F)	<b>00.00% (F)</b>
Vendor ID# 167723	Q3: 00.00 (F)	Q4: 00.00 (F)	
Program Census Information:	# Children in Care During Quarter: 0	# Placements During Quarter: 0	# Children in Care On Last Day: 0

## Quarterly Provider Comparisons to All ILP/TLPs

▼ — indicates average for all ILP/TLPs





## Performance-Based Placement Measures RBWO Provider GA+SCORECARD - ILP/TLP

Report Quarter: Q4 FY2020

Provider/Program Name: Families First - Atlanta: Riverdale Rd. (5422) - ILP				
5724 Riverdale Rd., Atlanta, GA 30349		Quarterly Scores (Grades)		Current Quarter Score (Grade)
Phone: 404-853-2867		Q1: (N/A)	Q2: 00.00 (F)	<b>00.00%</b> <b>(F)</b>
Vendor ID# 167723		Q3: 00.00 (F)	Q4: 00.00 (F)	
Program Census Information:		# Children in Care During Quarter: 0	# Placements During Quarter: 0	# Children in Care On Last Day: 0
	Avg Performance All ILP/TLPs (%)	Provider Performance (%)*	Possible Points (Weight)	Provider Points Earned
OPM Monitoring Reviews				
Annual Comprehensive Reviews	79%	Not Yet Conducted		
Safety Reviews	80%	Not Yet Conducted		
<b>Monitoring Sub-Total</b>				<b>0.00</b>
ILP/TLP Safety Outcomes				
Incidence of Maltreatment	0.00%	Not Eligible		
Staff Training/Foundations	55%	Not Eligible		
Staff Safety Checks	83%	Not Eligible		
<b>Safety Sub-Total</b>			<b>N/A</b>	
ILP/TLP Permanency Outcomes				
Placement Stability	95%	Not Eligible		
<b>Permanency Sub-Total</b>			<b>N/A</b>	
ILP/TLP Well-Being Outcomes				
EPSDT Medical Visits	84%	Not Eligible		
EPSDT Dental Visits	74%	Not Eligible		
Academic Supports	48%	Not Eligible		
Provider ECEM Visits	83%	Not Eligible		
Placements with Siblings	22%	Not Eligible	Not Scored	Not Scored
Placements within Legal County	15%	Not Eligible	Not Scored	Not Scored
<b>Well-Being Sub-Total</b>			<b>N/A</b>	
ILP/TLP Specialty Outcomes				
Academic/Career Development	47%	Not Eligible		
Ind Living Skills Provision	67%	Not Eligible		
Financial Independence	33%	Not Eligible		
WTLP/Life Coach	70%	Not Eligible		
<b>Specialty Sub-Total</b>			<b>N/A</b>	

\*Performance calculation descriptions can be found in the FY 2019 RBWO PBP Measurements and Standards Guide.

<b>Monitoring &amp; Outcomes: Possible Points = 0</b>	<b>Points Earned = N/A</b>
<b>Score Before Incentives Credit</b>	<b>#Error</b>



**Performance-Based Placement Measures**  
**RBWO Provider GA+SCORECARD - ILP/TLP**

Report Quarter: Q4 FY2020

<b>Incentives Awarded</b>	<b>00.00 pts</b>
<b>PBP Verification</b>	<b>N/A pts</b>
<b>Total Score</b>	<b>00.00%</b>

**Provider/Program Name: Families First - Atlanta: Riverdale Rd. (5422) - ILP**

Program Census Information:		# Children in Care During Quarter: 0	# Placements During Quarter: 0	# Children in Care On Last Day: 0
ILP/TLP Incentive Credits	Avg Performance All ILP/TLPs (Points)	Provider Performance (%)*	Possible Points (Weight)	Provider Points Earned
No DOC Involvement		Not Eligible	5	
Community Connections		Not Eligible	4	
Positive Permanency Connections		Not Eligible	5	
HS Grad/GED/Prof or Trade Certificate/College		N/A	10/5/5/1	
Part-Time Employment with Medical Benefits		Not Eligible	10	
Living Arrangements at Discharge		Not Eligible	10	
Additional Academic Supports		Not Eligible	2	
Additional IL Skills Provision		Not Eligible	5	
Active Agency Accreditation		0%	4	0.00
Staff Clinical Licensure		0%	5	0.00
<b>Incentives Total</b>	<b>10.51</b>			<b>0.00</b>

\*Performance calculation descriptions can be found in the FY 2019 RBWO PBP Measurements and Standards Guide.

**Child Protective Services Investigations and Dispositions**

The following investigations data, which is not used for scoring but is considered significant to a provider's performance, is from Georgia SHINES and is not considered final or complete until the end of the fiscal year.

Total Reports:	0
Number Screened In:	0
Number Screened Out:	0
Number Substantiated:	0
Number Unsubstantiated:	0
Number Active CPS Investigations:	0




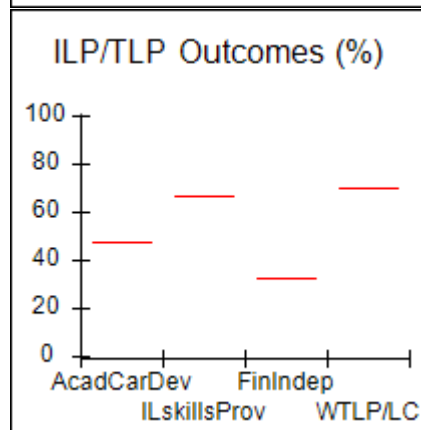
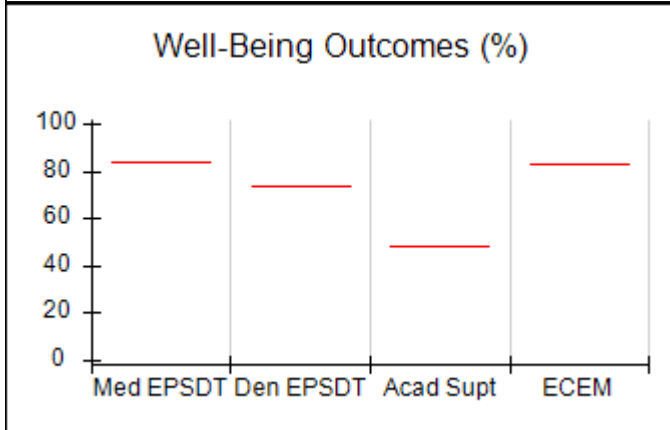
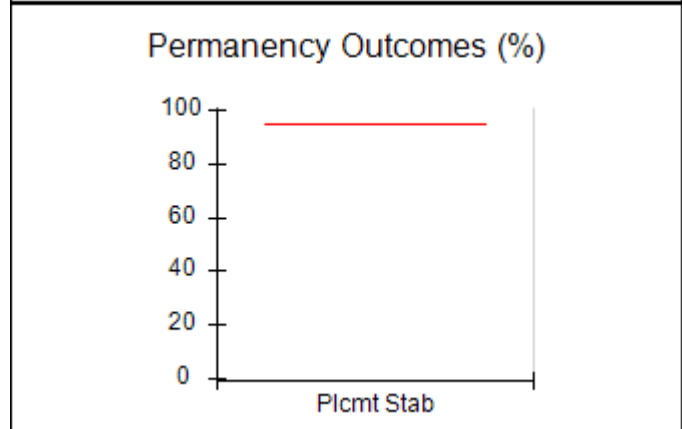
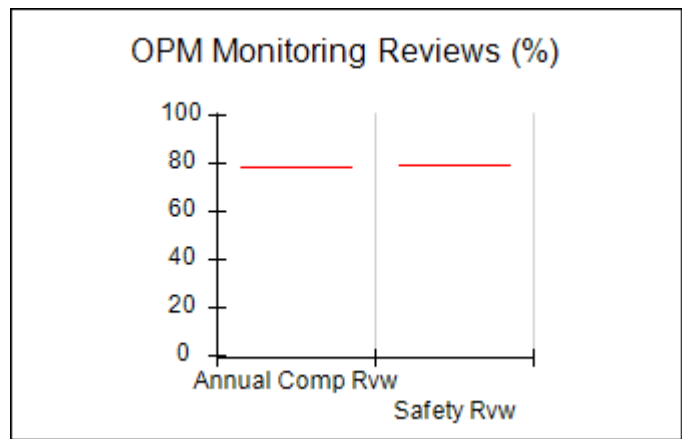
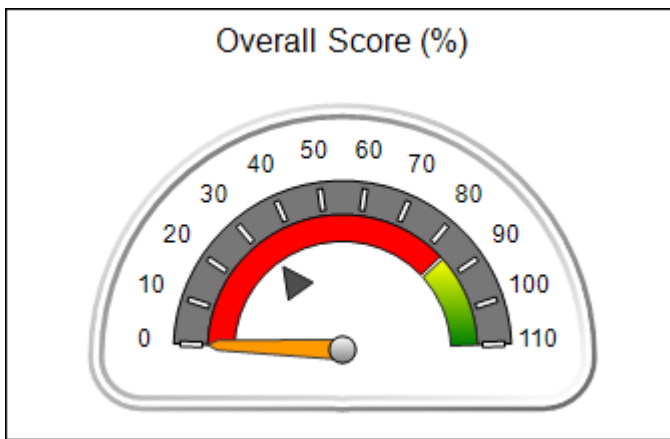
# Performance-Based Placement Measures RBWO Provider GA+SCORECARD - ILP/TLP

Report Quarter: Q4 FY2020

Provider/Program Name: Families First - Stone Mountain (5423) - ILP			
100 Ashley Creek Circle, Stone Mountain, GA 30083	Quarterly Scores (Grades)		Current Quarter Score (Grade)
Phone: 404-853-2867	Q1: (N/A)	Q2: 00.00 (F)	00.00% (F)
Vendor ID# 167724	Q3: 00.00 (F)	Q4: 00.00 (F)	
Program Census Information:	# Children in Care During Quarter: 0	# Placements During Quarter: 0	# Children in Care On Last Day: 0

## Quarterly Provider Comparisons to All ILP/TLPs

▼ — indicates average for all ILP/TLPs





**Performance-Based Placement Measures**  
**RBWO Provider GA+SCORECARD - ILP/TLP**

Report Quarter: Q4 FY2020

Provider/Program Name: Families First - Stone Mountain (5423) - ILP				
100 Ashley Creek Circle, Stone Mountain, GA 30083		Quarterly Scores (Grades)		Current Quarter Score (Grade)
Phone: 404-853-2867		Q1: (N/A)	Q2: 00.00 (F)	<b>00.00%</b> <b>(F)</b>
Vendor ID# 167724		Q3: 00.00 (F)	Q4: 00.00 (F)	
Program Census Information:		# Children in Care During Quarter: 0	# Placements During Quarter: 0	# Children in Care On Last Day: 0
	Avg Performance All ILP/TLPs (%)	Provider Performance (%)*	Possible Points (Weight)	Provider Points Earned
<b>OPM Monitoring Reviews</b>				
Annual Comprehensive Reviews	79%	Not Yet Conducted		
Safety Reviews	80%	Not Yet Conducted		
<b>Monitoring Sub-Total</b>				<b>0.00</b>
<b>ILP/TLP Safety Outcomes</b>				
Incidence of Maltreatment	0.00%	Not Eligible		
Staff Training/Foundations	55%	Not Eligible		
Staff Safety Checks	83%	Not Eligible		
<b>Safety Sub-Total</b>			<b>N/A</b>	
<b>ILP/TLP Permanency Outcomes</b>				
Placement Stability	95%	Not Eligible		
<b>Permanency Sub-Total</b>			<b>N/A</b>	
<b>ILP/TLP Well-Being Outcomes</b>				
EPSDT Medical Visits	84%	Not Eligible		
EPSDT Dental Visits	74%	Not Eligible		
Academic Supports	48%	Not Eligible		
Provider ECEM Visits	83%	Not Eligible		
Placements with Siblings	22%	Not Eligible	Not Scored	Not Scored
Placements within Legal County	15%	Not Eligible	Not Scored	Not Scored
<b>Well-Being Sub-Total</b>			<b>N/A</b>	
<b>ILP/TLP Specialty Outcomes</b>				
Academic/Career Development	47%	Not Eligible		
Ind Living Skills Provision	67%	Not Eligible		
Financial Independence	33%	Not Eligible		
WTLP/Life Coach	70%	Not Eligible		
<b>Specialty Sub-Total</b>			<b>N/A</b>	

\*Performance calculation descriptions can be found in the FY 2019 RBWO PBP Measurements and Standards Guide.

<b>Monitoring &amp; Outcomes: Possible Points = 0</b>	<b>Points Earned = N/A</b>
<b>Score Before Incentives Credit</b>	<b>#Error</b>



**Performance-Based Placement Measures**  
**RBWO Provider GA+SCORECARD - ILP/TLP**

Report Quarter: Q4 FY2020

<b>Incentives Awarded</b>	<b>00.00 pts</b>
<b>PBP Verification</b>	<b>N/A pts</b>
<b>Total Score</b>	<b>00.00%</b>

**Provider/Program Name: Families First - Stone Mountain (5423) - ILP**

Program Census Information:		# Children in Care During Quarter: 0	# Placements During Quarter: 0	# Children in Care On Last Day: 0
ILP/TLP Incentive Credits	Avg Performance All ILP/TLPs (Points)	Provider Performance (%)*	Possible Points (Weight)	Provider Points Earned
No DOC Involvement		Not Eligible	5	
Community Connections		Not Eligible	4	
Positive Permanency Connections		Not Eligible	5	
HS Grad/GED/Prof or Trade Certificate/College		N/A	10/5/5/1	
Part-Time Employment with Medical Benefits		Not Eligible	10	
Living Arrangements at Discharge		Not Eligible	10	
Additional Academic Supports		Not Eligible	2	
Additional IL Skills Provision		Not Eligible	5	
Active Agency Accreditation		0%	4	0.00
Staff Clinical Licensure		0%	5	0.00
<b>Incentives Total</b>	<b>10.51</b>			<b>0.00</b>

\*Performance calculation descriptions can be found in the FY 2019 RBWO PBP Measurements and Standards Guide.

**Child Protective Services Investigations and Dispositions**

The following investigations data, which is not used for scoring but is considered significant to a provider's performance, is from Georgia SHINES and is not considered final or complete until the end of the fiscal year.

Total Reports:	0
Number Screened In:	0
Number Screened Out:	0
Number Substantiated:	0
Number Unsubstantiated:	0
Number Active CPS Investigations:	0



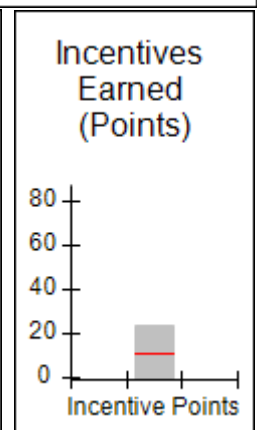
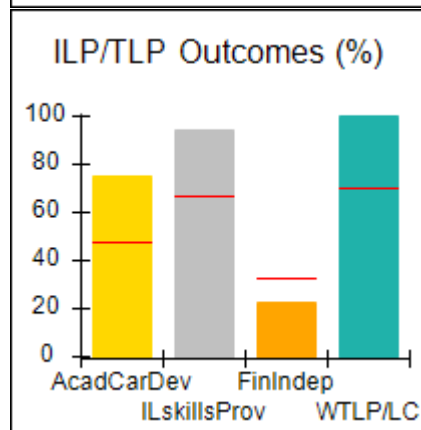
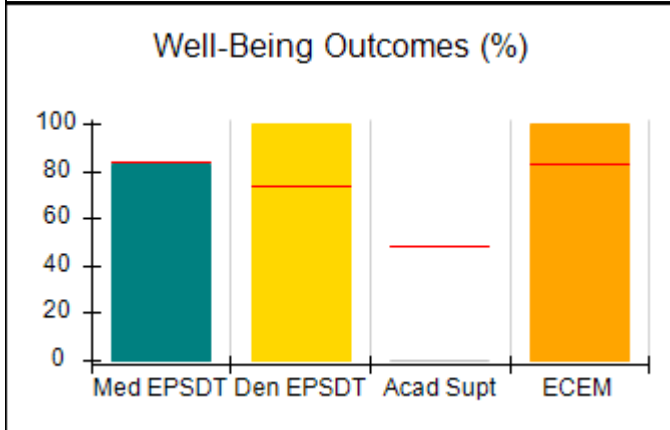
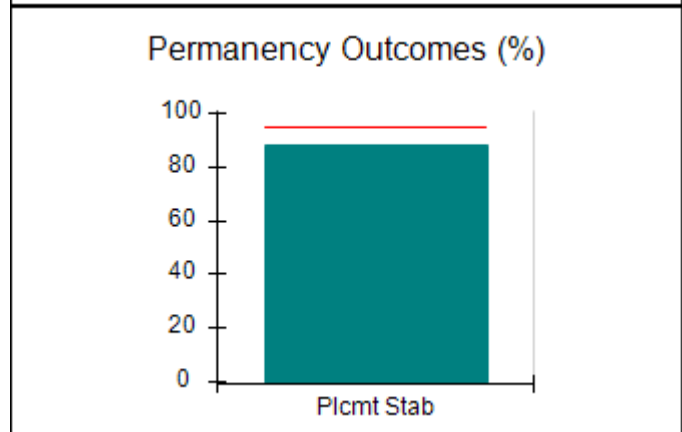
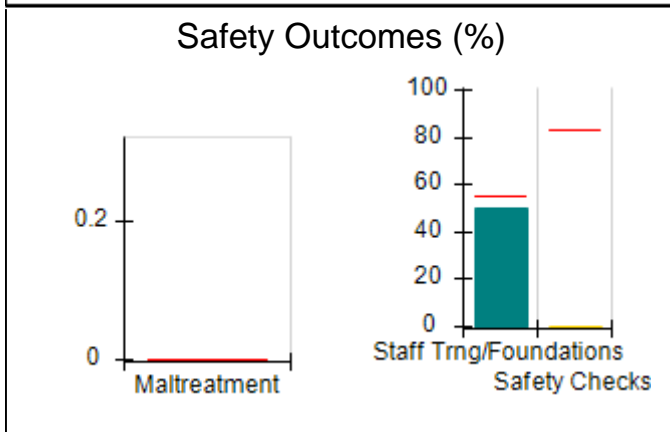
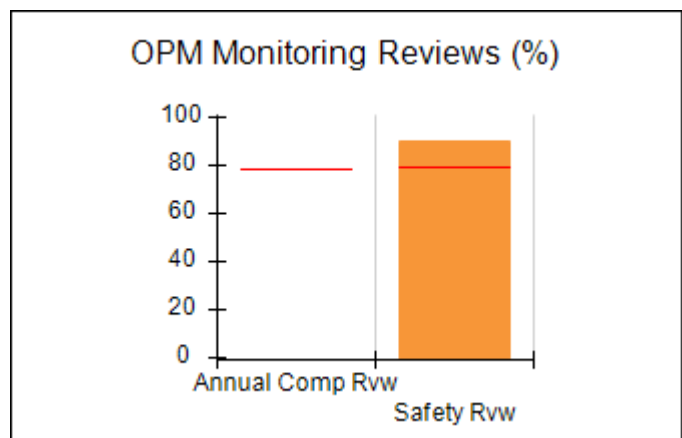
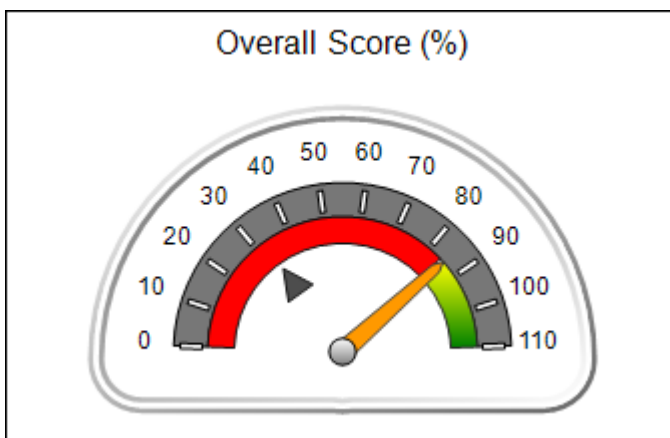
# Performance-Based Placement Measures RBWO Provider GA+SCORECARD - ILP/TLP

Report Quarter: Q4 FY2020

<b>Provider/Program Name: Gilliard and Company - (5400) - ILP</b>			
100 St. George Blvd., Savannah, GA 31419	Quarterly Scores (Grades)		Current Quarter Score (Grade)
Phone: 571-419-0439	Q1: 38.38 (F)	Q2: 42.03 (F)	<b>85.19%</b> <b>(B)</b>
Vendor ID# 165264	Q3: 77.88 (C+)	Q4: 85.19 (B)	
Program Census Information:	# Children in Care During Quarter: 8	# Placements During Quarter: 8	# Children in Care On Last Day: 7

## Quarterly Provider Comparisons to All ILP/TLPs

▼ — indicates average for all ILP/TLPs







## Performance-Based Placement Measures RBWO Provider GA+SCORECARD - ILP/TLP

Report Quarter: Q4 FY2020

<b>Provider/Program Name: Gilliard and Company - (5400) - ILP</b>				
<b>100 St. George Blvd., Savannah, GA 31419</b>		<b>Quarterly Scores (Grades)</b>		<b>Current Quarter Score (Grade)</b>
<b>Phone: 571-419-0439</b>		<b>Q1: 38.38 (F)</b>	<b>Q2: 42.03 (F)</b>	<b>85.19%</b> <b>(B)</b>
<b>Vendor ID# 165264</b>		<b>Q3: 77.88 (C+)</b>	<b>Q4: 85.19 (B)</b>	
Program Census Information:		# Children in Care During Quarter: 8	# Placements During Quarter: 8	# Children in Care On Last Day: 7
	<b>Avg Performance All ILP/TLPs (%)</b>	<b>Provider Performance (%)*</b>	<b>Possible Points (Weight)</b>	<b>Provider Points Earned</b>
<b>OPM Monitoring Reviews</b>				
Annual Comprehensive Reviews	79%	Not Yet Conducted		
Safety Reviews	80%	90%	10	9.00
<b>Monitoring Sub-Total</b>			<b>10</b>	<b>9.00</b>
<b>ILP/TLP Safety Outcomes</b>				
Incidence of Maltreatment	0.00%	Not Eligible		
Staff Training/Foundations	55%	50%	6.5	3.25
Staff Safety Checks	83%	0%	6.5	0.00
<b>Safety Sub-Total</b>			<b>13</b>	<b>3.25</b>
<b>ILP/TLP Permanency Outcomes</b>				
Placement Stability	95%	88%	3	2.64
<b>Permanency Sub-Total</b>			<b>3</b>	<b>2.64</b>
<b>ILP/TLP Well-Being Outcomes</b>				
EPSDT Medical Visits	84%	83%	4	3.32
EPSDT Dental Visits	74%	100%	4	4.00
Academic Supports	48%	0%	2	0.00
Provider ECEM Visits	83%	100%	4	4.00
Placements with Siblings	22%	0%	Not Scored	Not Scored
Placements within Legal County	15%	0%	Not Scored	Not Scored
<b>Well-Being Sub-Total</b>			<b>14</b>	<b>11.32</b>
<b>ILP/TLP Specialty Outcomes</b>				
Academic/Career Development	47%	75%	10	7.50
Ind Living Skills Provision	67%	94%	15	14.10
Financial Independence	33%	22%	5	1.10
WTLP/Life Coach	70%	100%	15	15.00
<b>Specialty Sub-Total</b>			<b>45</b>	<b>37.70</b>
*Performance calculation descriptions can be found in the FY 2019 RBWO PBP Measurements and Standards Guide.				

<b>Monitoring &amp; Outcomes: Possible Points = 85</b>	<b>Points Earned = 63.91</b>
<b>Score Before Incentives Credit</b>	<b>75.19%</b>



**Performance-Based Placement Measures**  
**RBWO Provider GA+SCORECARD - ILP/TLP**

Report Quarter: Q4 FY2020

<b>Incentives Awarded</b>	<b>10.00 pts</b>
<b>PBP Verification</b>	<b>N/A pts</b>
<b>Total Score</b>	<b>85.19%</b>

**Provider/Program Name: Gilliard and Company - (5400) - ILP**

Program Census Information:		# Children in Care During Quarter: 8	# Placements During Quarter: 8	# Children in Care On Last Day: 7
ILP/TLP Incentive Credits	Avg Performance All ILP/TLPs (Points)	Provider Performance (%)*	Possible Points (Weight)	Provider Points Earned
No DOC Involvement		88%	5	4.40
Community Connections		100%	4	4.00
Positive Permanency Connections		0%	5	0.00
HS Grad/GED/Prof or Trade Certificate/College		N/A	10/5/5/1	11.00
Part-Time Employment with Medical Benefits		0%	10	0.00
Living Arrangements at Discharge		0%	10	0.00
Additional Academic Supports		0%	2	0.00
Additional IL Skills Provision		76%	5	3.80
Active Agency Accreditation		0%	4	0.00
Staff Clinical Licensure		0%	5	0.00
<b>Incentives Total</b>	<b>10.51</b>			<b>23.20</b>

\*Performance calculation descriptions can be found in the FY 2019 RBWO PBP Measurements and Standards Guide.

**Child Protective Services Investigations and Dispositions**

The following investigations data, which is not used for scoring but is considered significant to a provider's performance, is from Georgia SHINES and is not considered final or complete until the end of the fiscal year.

Total Reports:	0
Number Screened In:	0
Number Screened Out:	0
Number Substantiated:	0
Number Unsubstantiated:	0
Number Active CPS Investigations:	0



# Performance-Based Placement Measures RBWO Provider GA+SCORECARD - ILP/TLP

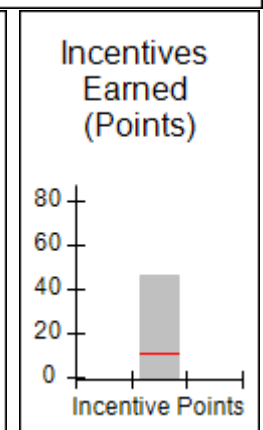
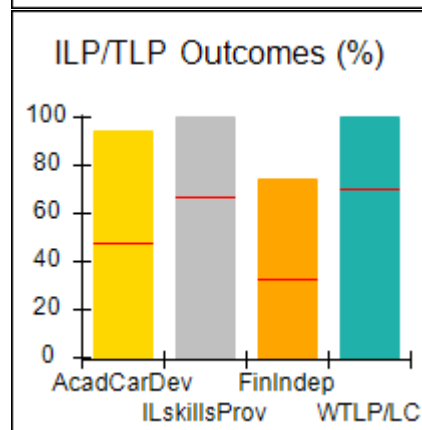
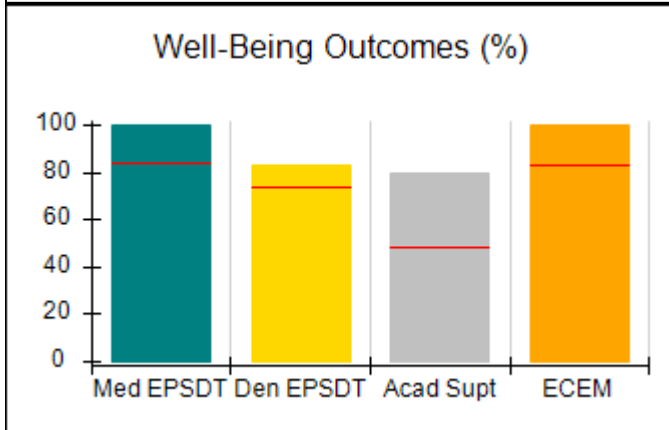
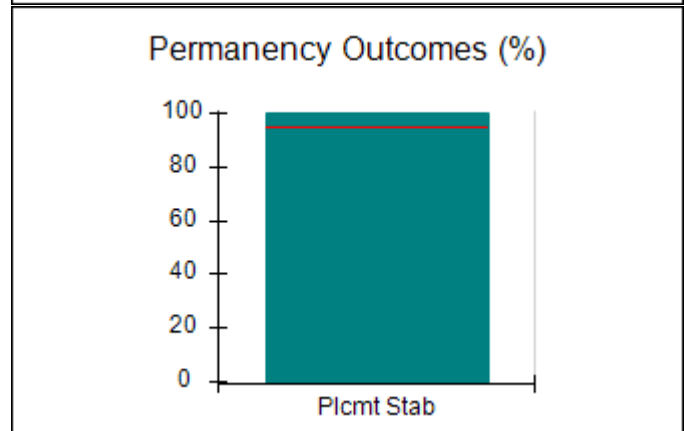
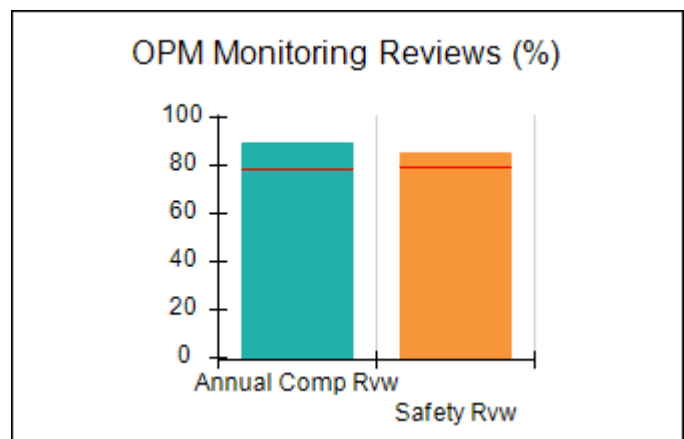
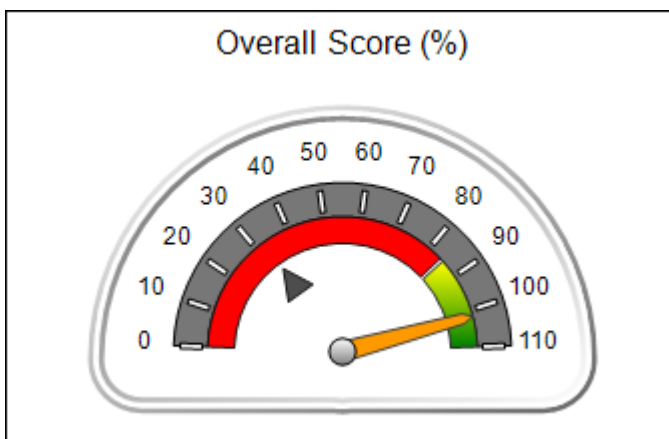
Report Quarter: Q4 FY2020

**Provider/Program Name: Goshen Valley Foundation - North Georgia New Beginnings ILP (5130) - ILP**

200 West Main St., Canton, GA 30114	Quarterly Scores (Grades)		Current Quarter Score (Grade)
Phone: 770-653-7953	Q1: 103.55 (A+)	Q2: 104.14 (A+)	<b>101.74%</b> <b>(A+)</b>
Vendor ID# 111810	Q3: 98.60 (A+)	Q4: 101.74 (A+)	
Program Census Information:	# Children in Care During Quarter: 13	# Placements During Quarter: 13	# Children in Care On Last Day: 12

## Quarterly Provider Comparisons to All ILP/TLPs

▼ — indicates average for all ILP/TLPs





## Performance-Based Placement Measures RBWO Provider GA+SCORECARD - ILP/TLP

Report Quarter: Q4 FY2020

<b>Provider/Program Name: Goshen Valley Foundation - North Georgia New Beginnings ILP (5130) - ILP</b>				
<b>200 West Main St., Canton, GA 30114</b>		<b>Quarterly Scores (Grades)</b>		<b>Current Quarter Score (Grade)</b>
<b>Phone: 770-653-7953</b>		<b>Q1: 103.55 (A+)</b>	<b>Q2: 104.14 (A+)</b>	<b>101.74% (A+)</b>
<b>Vendor ID# 111810</b>		<b>Q3: 98.60 (A+)</b>	<b>Q4: 101.74 (A+)</b>	
Program Census Information:		# Children in Care During Quarter: 13	# Placements During Quarter: 13	# Children in Care On Last Day: 12
	<b>Avg Performance All ILP/TLPs (%)</b>	<b>Provider Performance (%)*</b>	<b>Possible Points (Weight)</b>	<b>Provider Points Earned</b>
<b>OPM Monitoring Reviews</b>				
Annual Comprehensive Reviews	79%	89%	15	13.42
Safety Reviews	80%	85%	10	8.50
<b>Monitoring Sub-Total</b>			<b>25</b>	<b>21.92</b>
<b>ILP/TLP Safety Outcomes</b>				
Incidence of Maltreatment	0.00%	No Substantiated Reports	3	3.00
Staff Training/Foundations	55%	100%	5	5.00
Staff Safety Checks	83%	56%	5	2.80
<b>Safety Sub-Total</b>			<b>13</b>	<b>10.80</b>
<b>ILP/TLP Permanency Outcomes</b>				
Placement Stability	95%	100%	3	3.00
<b>Permanency Sub-Total</b>			<b>3</b>	<b>3.00</b>
<b>ILP/TLP Well-Being Outcomes</b>				
EPSDT Medical Visits	84%	100%	4	4.00
EPSDT Dental Visits	74%	83%	4	3.32
Academic Supports	48%	80%	2	1.60
Provider ECEM Visits	83%	100%	4	4.00
Placements with Siblings	22%	0%	Not Scored	Not Scored
Placements within Legal County	15%	0%	Not Scored	Not Scored
<b>Well-Being Sub-Total</b>			<b>14</b>	<b>12.92</b>
<b>ILP/TLP Specialty Outcomes</b>				
Academic/Career Development	47%	94%	10	9.40
Ind Living Skills Provision	67%	100%	15	15.00
Financial Independence	33%	74%	5	3.70
WTLP/Life Coach	70%	100%	15	15.00
<b>Specialty Sub-Total</b>			<b>45</b>	<b>43.10</b>
*Performance calculation descriptions can be found in the FY 2019 RBWO PBP Measurements and Standards Guide.				

<b>Monitoring &amp; Outcomes: Possible Points = 100</b>	<b>Points Earned = 91.74</b>
---	------------------------------



**Performance-Based Placement Measures**  
**RBWO Provider GA+SCORECARD - ILP/TLP**

Report Quarter: Q4 FY2020

<b>Score Before Incentives Credit</b>	<b>91.74%</b>
<b>Incentives Awarded</b>	<b>10.00 pts</b>
<b>PBP Verification</b>	<b>N/A pts</b>
<b>Total Score</b>	<b>101.74%</b>

**Provider/Program Name: Goshen Valley Foundation - North Georgia New Beginnings ILP (5130) - ILP**

Program Census Information:		# Children in Care During Quarter: 13	# Placements During Quarter: 13	# Children in Care On Last Day: 12
ILP/TLP Incentive Credits	Avg Performance All ILP/TLPs (Points)	Provider Performance (%)*	Possible Points (Weight)	Provider Points Earned
No DOC Involvement		97%	5	4.85
Community Connections		82%	4	3.28
Positive Permanency Connections		91%	5	4.55
HS Grad/GED/Prof or Trade Certificate/College		N/A	10/5/5/1	10.00
Part-Time Employment with Medical Benefits		100%	10	10.00
Living Arrangements at Discharge		100%	10	10.00
Additional Academic Supports		80%	2	1.60
Additional IL Skills Provision		34%	5	1.70
Active Agency Accreditation		0%	4	0.00
Staff Clinical Licensure		10%	5	0.50
<b>Incentives Total</b>	<b>10.51</b>			<b>46.48</b>

\*Performance calculation descriptions can be found in the FY 2019 RBWO PBP Measurements and Standards Guide.

**Child Protective Services Investigations and Dispositions**

The following investigations data, which is not used for scoring but is considered significant to a provider's performance, is from Georgia SHINES and is not considered final or complete until the end of the fiscal year.

Total Reports:	0
Number Screened In:	0
Number Screened Out:	0
Number Substantiated:	0
Number Unsubstantiated:	0
Number Active CPS Investigations:	0

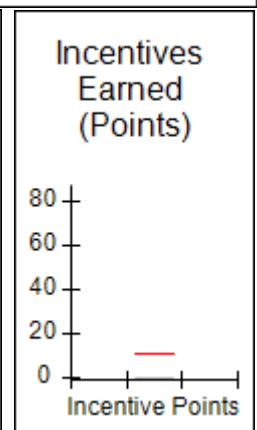
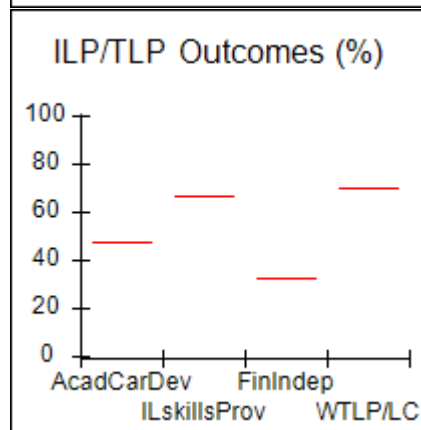
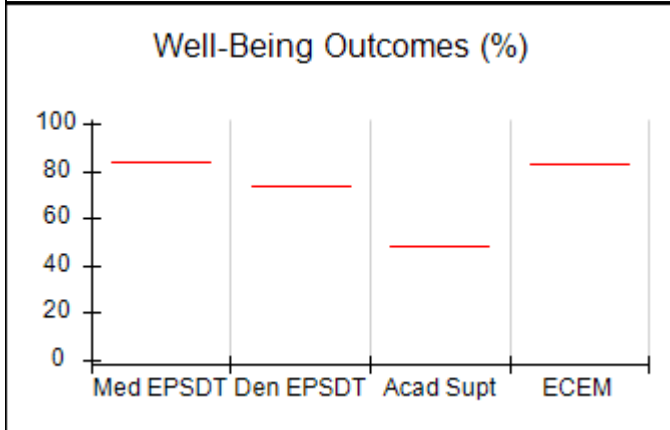
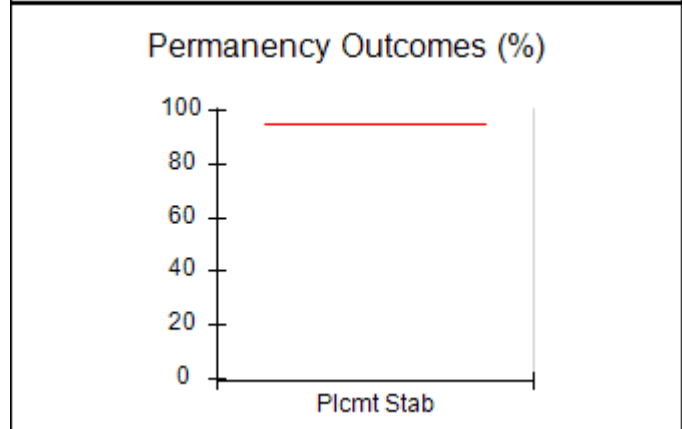
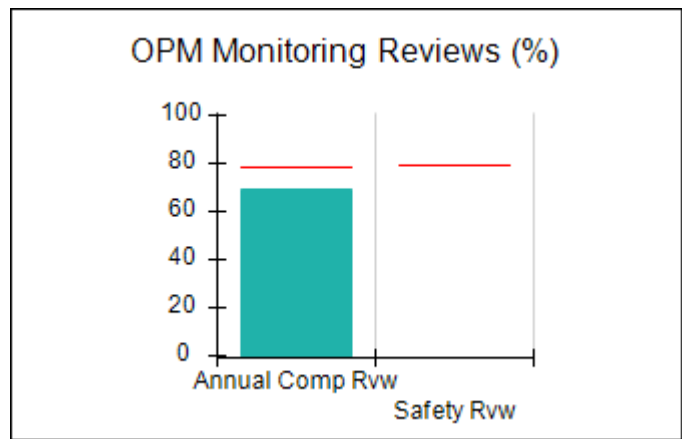
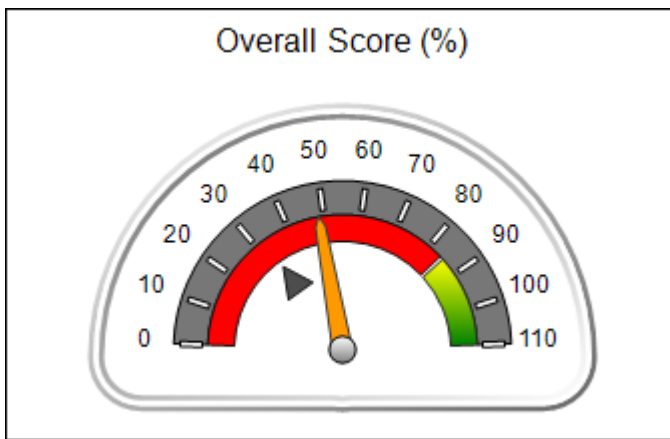


# Performance-Based Placement Measures RBWO Provider GA+SCORECARD - ILP/TLP

Report Quarter: Q4 FY2020

<b>Provider/Program Name: Greenbriar Children's Center - ILP Program (5118) - ILP</b>			
711 Lincoln Street, Savannah, GA 31401	Quarterly Scores (Grades)		Current Quarter Score (Grade)
Phone: 912-349-2189	Q1: 47.36 (F)	Q2: 69.65 (D+)	<b>48.61% (F)</b>
Vendor ID# 105891	Q3: 62.13 (D-)	Q4: 48.61 (F)	
Program Census Information:	# Children in Care During Quarter: 0	# Placements During Quarter: 0	# Children in Care On Last Day: 0
<b>Quarterly Provider Comparisons to All ILP/TLPs</b>			

▼ — indicates average for all ILP/TLPs





**Performance-Based Placement Measures  
RBWO Provider GA+SCORECARD - ILP/TLP**

Report Quarter: Q4 FY2020

<b>Provider/Program Name: Greenbriar Children's Center - ILP Program (5118) - ILP</b>				
711 Lincoln Street, Savannah, GA 31401		Quarterly Scores (Grades)		Current Quarter Score (Grade)
Phone: 912-349-2189		Q1: 47.36 (F)	Q2: 69.65 (D+)	<b>48.61%</b> <b>(F)</b>
Vendor ID# 105891		Q3: 62.13 (D-)	Q4: 48.61 (F)	
Program Census Information:		# Children in Care During Quarter: 0	# Placements During Quarter: 0	# Children in Care On Last Day: 0
	Avg Performance All ILP/TLPs (%)	Provider Performance (%)*	Possible Points (Weight)	Provider Points Earned
<b>OPM Monitoring Reviews</b>				
Annual Comprehensive Reviews	79%	69%	15	10.36
Safety Reviews	80%	Not Yet Conducted		
<b>Monitoring Sub-Total</b>			<b>15</b>	<b>10.36</b>
<b>ILP/TLP Safety Outcomes</b>				
Incidence of Maltreatment	0.00%	Not Eligible		
Staff Training/Foundations	55%	0%	6.5	0.00
Staff Safety Checks	83%	50%	6.5	3.25
<b>Safety Sub-Total</b>			<b>13</b>	<b>3.25</b>
<b>ILP/TLP Permanency Outcomes</b>				
Placement Stability	95%	Not Eligible		
<b>Permanency Sub-Total</b>			<b>N/A</b>	
<b>ILP/TLP Well-Being Outcomes</b>				
EPSDT Medical Visits	84%	Not Eligible		
EPSDT Dental Visits	74%	Not Eligible		
Academic Supports	48%	Not Eligible		
Provider ECEM Visits	83%	Not Eligible		
Placements with Siblings	22%	Not Eligible	Not Scored	Not Scored
Placements within Legal County	15%	Not Eligible	Not Scored	Not Scored
<b>Well-Being Sub-Total</b>			<b>N/A</b>	
<b>ILP/TLP Specialty Outcomes</b>				
Academic/Career Development	47%	Not Eligible		
Ind Living Skills Provision	67%	Not Eligible		
Financial Independence	33%	Not Eligible		
WTLP/Life Coach	70%	Not Eligible		
<b>Specialty Sub-Total</b>			<b>N/A</b>	
*Performance calculation descriptions can be found in the FY 2019 RBWO PBP Measurements and Standards Guide.				

<b>Monitoring &amp; Outcomes: Possible Points = 28</b>	<b>Points Earned = 13.61</b>
<b>Score Before Incentives Credit</b>	<b>48.61%</b>



**Performance-Based Placement Measures**  
**RBWO Provider GA+SCORECARD - ILP/TLP**

Report Quarter: Q4 FY2020

<b>Incentives Awarded</b>	<b>00.00 pts</b>
<b>PBP Verification</b>	<b>N/A pts</b>
<b>Total Score</b>	<b>48.61%</b>

**Provider/Program Name: Greenbriar Children's Center - ILP Program (5118) - ILP**

Program Census Information:		# Children in Care During Quarter: 0	# Placements During Quarter: 0	# Children in Care On Last Day: 0
ILP/TLP Incentive Credits	Avg Performance All ILP/TLPs (Points)	Provider Performance (%)*	Possible Points (Weight)	Provider Points Earned
No DOC Involvement		Not Eligible	5	
Community Connections		Not Eligible	4	
Positive Permanency Connections		Not Eligible	5	
HS Grad/GED/Prof or Trade Certificate/College		N/A	10/5/5/1	
Part-Time Employment with Medical Benefits		Not Eligible	10	
Living Arrangements at Discharge		Not Eligible	10	
Additional Academic Supports		Not Eligible	2	
Additional IL Skills Provision		Not Eligible	5	
Active Agency Accreditation		0%	4	0.00
Staff Clinical Licensure		0%	5	0.00
<b>Incentives Total</b>	<b>10.51</b>			<b>0.00</b>

\*Performance calculation descriptions can be found in the FY 2019 RBWO PBP Measurements and Standards Guide.

**Child Protective Services Investigations and Dispositions**

The following investigations data, which is not used for scoring but is considered significant to a provider's performance, is from Georgia SHINES and is not considered final or complete until the end of the fiscal year.

Total Reports:	0
Number Screened In:	0
Number Screened Out:	0
Number Substantiated:	0
Number Unsubstantiated:	0
Number Active CPS Investigations:	0





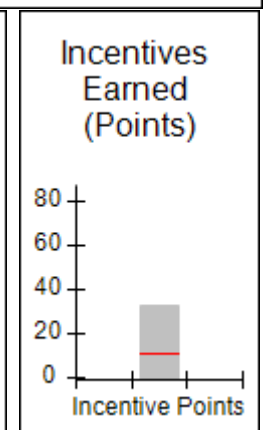
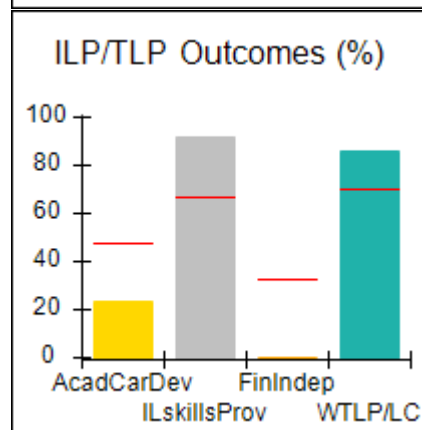
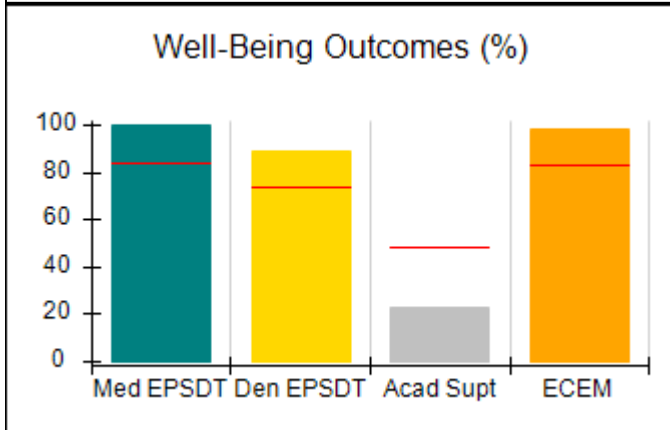
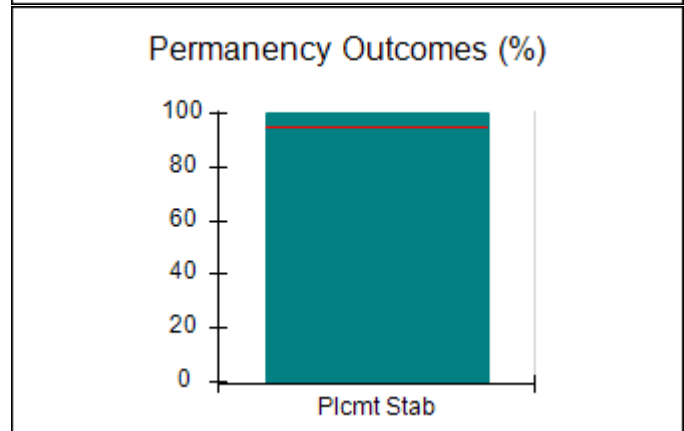
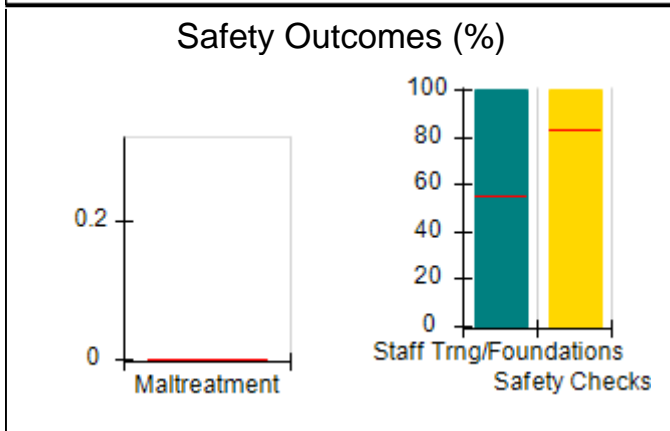
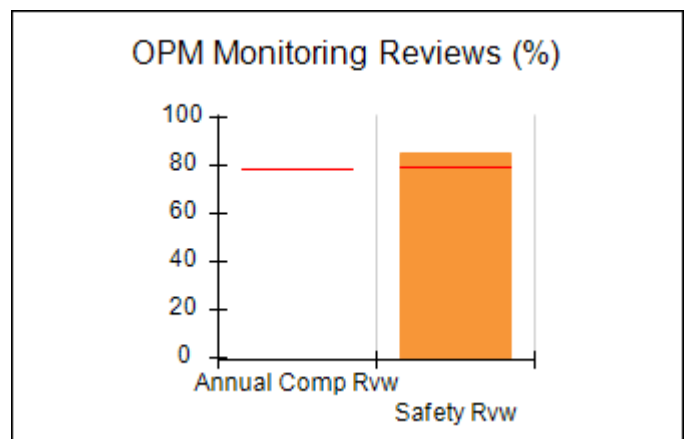
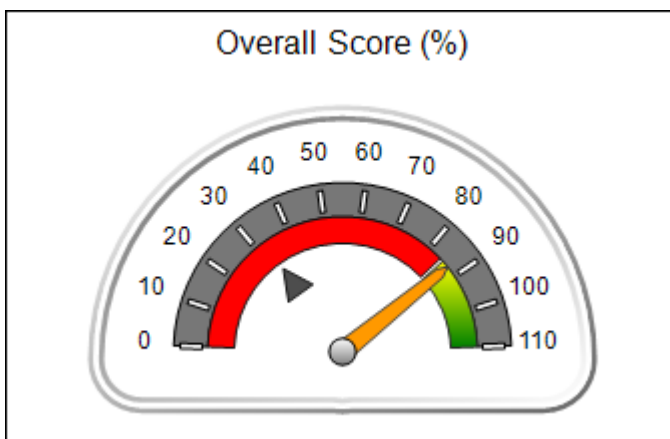
# Performance-Based Placement Measures RBWO Provider GA+SCORECARD - ILP/TLP

Report Quarter: Q4 FY2020

<b>Provider/Program Name: Higher Learning Solutions Foundation, Inc. - Higher Learning Solutions Foundations (5343) - ILP</b>			
<b>3629 Gentian Blvd., Columbus, GA 31907</b>	<b>Quarterly Scores (Grades)</b>		<b>Current Quarter Score (Grade)</b>
<b>Phone: 706-221-0887</b>	<b>Q1: 91.56 (A-)</b>	<b>Q2: 88.38 (B+)</b>	<b>86.99% (B)</b>
<b>Vendor ID# 158685</b>	<b>Q3: 72.02 (C-)</b>	<b>Q4: 86.99 (B)</b>	
<b>Program Census Information:</b>	<b># Children in Care During Quarter: 20</b>	<b># Placements During Quarter: 20</b>	<b># Children in Care On Last Day: 18</b>

## Quarterly Provider Comparisons to All ILP/TLPs

▼ — indicates average for all ILP/TLPs





## Performance-Based Placement Measures RBWO Provider GA+SCORECARD - ILP/TLP

Report Quarter: Q4 FY2020

Provider/Program Name: Higher Learning Solutions Foundation, Inc. - Higher Learning Solutions Foundations (5343) - ILP				
3629 Gentian Blvd., Columbus, GA 31907		Quarterly Scores (Grades)		Current Quarter Score (Grade)
Phone: 706-221-0887		Q1: 91.56 (A-)	Q2: 88.38 (B+)	<b>86.99%</b> <b>(B)</b>
Vendor ID# 158685		Q3: 72.02 (C-)	Q4: 86.99 (B)	
Program Census Information:		# Children in Care During Quarter: 20	# Placements During Quarter: 20	# Children in Care On Last Day: 18
	Avg Performance All ILP/TLPs (%)	Provider Performance (%)*	Possible Points (Weight)	Provider Points Earned
OPM Monitoring Reviews				
Annual Comprehensive Reviews	79%	Not Yet Conducted		
Safety Reviews	80%	85%	10	8.50
<b>Monitoring Sub-Total</b>			<b>10</b>	<b>8.50</b>
ILP/TLP Safety Outcomes				
Incidence of Maltreatment	0.00%	No Substantiated Reports	3	3.00
Staff Training/Foundations	55%	100%	5	5.00
Staff Safety Checks	83%	100%	5	5.00
<b>Safety Sub-Total</b>			<b>13</b>	<b>13.00</b>
ILP/TLP Permanency Outcomes				
Placement Stability	95%	100%	3	3.00
<b>Permanency Sub-Total</b>			<b>3</b>	<b>3.00</b>
ILP/TLP Well-Being Outcomes				
EPSDT Medical Visits	84%	100%	4	4.00
EPSDT Dental Visits	74%	89%	4	3.56
Academic Supports	48%	23%	2	0.46
Provider ECEM Visits	83%	98%	4	3.92
Placements with Siblings	22%	0%	Not Scored	Not Scored
Placements within Legal County	15%	0%	Not Scored	Not Scored
<b>Well-Being Sub-Total</b>			<b>14</b>	<b>11.94</b>
ILP/TLP Specialty Outcomes				
Academic/Career Development	47%	23%	10	2.30
Ind Living Skills Provision	67%	92%	15	13.80
Financial Independence	33%	0%	5	0.00
WTLP/Life Coach	70%	86%	15	12.90
<b>Specialty Sub-Total</b>			<b>45</b>	<b>29.00</b>
*Performance calculation descriptions can be found in the FY 2019 RBWO PBP Measurements and Standards Guide.				

<b>Monitoring &amp; Outcomes: Possible Points = 85</b>	<b>Points Earned = 65.44</b>
--	------------------------------



**Performance-Based Placement Measures  
RBWO Provider GA+SCORECARD - ILP/TLP**

Report Quarter: Q4 FY2020

<b>Score Before Incentives Credit</b>	<b>76.99%</b>
<b>Incentives Awarded</b>	<b>10.00 pts</b>
<b>PBP Verification</b>	<b>N/A pts</b>
<b>Total Score</b>	<b>86.99%</b>

**Provider/Program Name: Higher Learning Solutions Foundation, Inc. - Higher Learning Solutions Foundations (5343) - ILP**

Program Census Information:		# Children in Care During Quarter: 20	# Placements During Quarter: 20	# Children in Care On Last Day: 18
ILP/TLP Incentive Credits	Avg Performance All ILP/TLPs (Points)	Provider Performance (%)*	Possible Points (Weight)	Provider Points Earned
No DOC Involvement		91%	5	4.55
Community Connections		0%	4	0.00
Positive Permanency Connections		89%	5	4.45
HS Grad/GED/Prof or Trade Certificate/College		N/A	10/5/5/1	21.00
Part-Time Employment with Medical Benefits		0%	10	0.00
Living Arrangements at Discharge		0%	10	0.00
Additional Academic Supports		10%	2	0.20
Additional IL Skills Provision		51%	5	2.55
Active Agency Accreditation		0%	4	0.00
Staff Clinical Licensure		0%	5	0.00
<b>Incentives Total</b>	<b>10.51</b>			<b>32.75</b>

\*Performance calculation descriptions can be found in the FY 2019 RBWO PBP Measurements and Standards Guide.

**Child Protective Services Investigations and Dispositions**

The following investigations data, which is not used for scoring but is considered significant to a provider's performance, is from Georgia SHINES and is not considered final or complete until the end of the fiscal year.


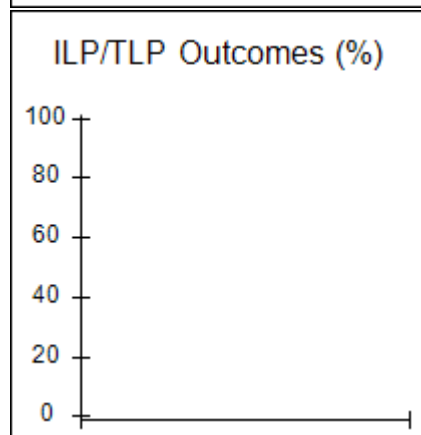

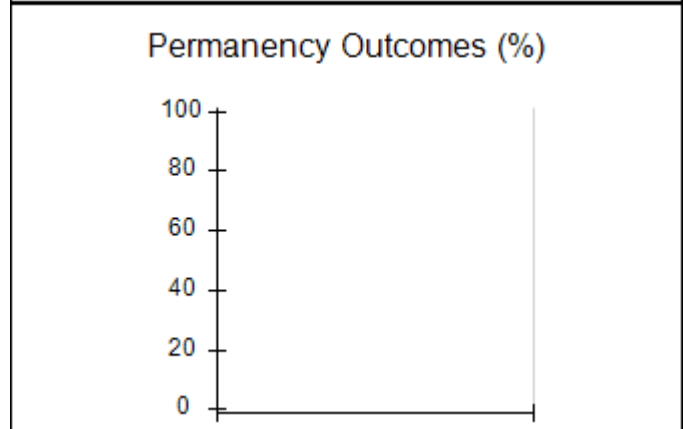
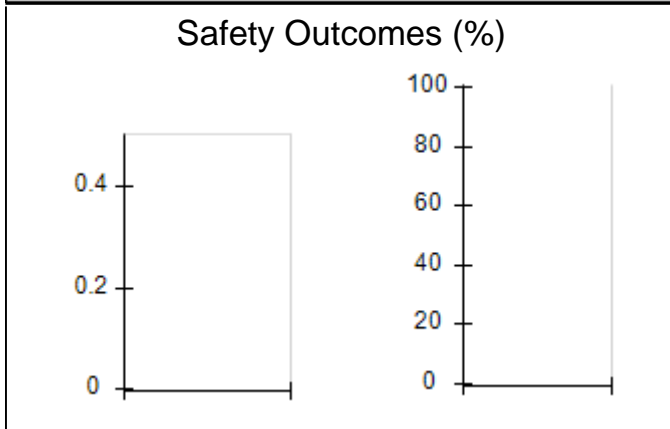
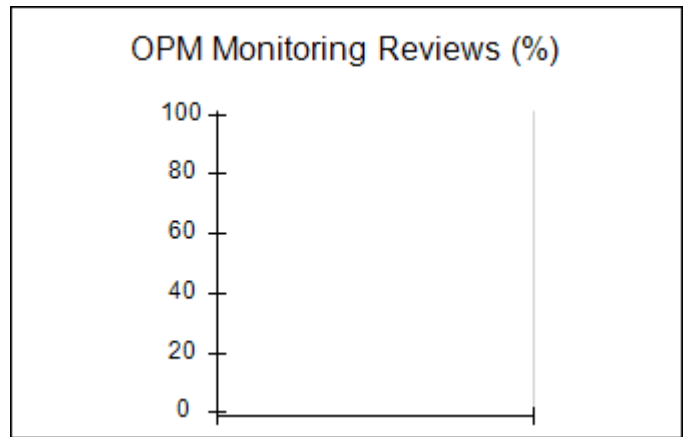
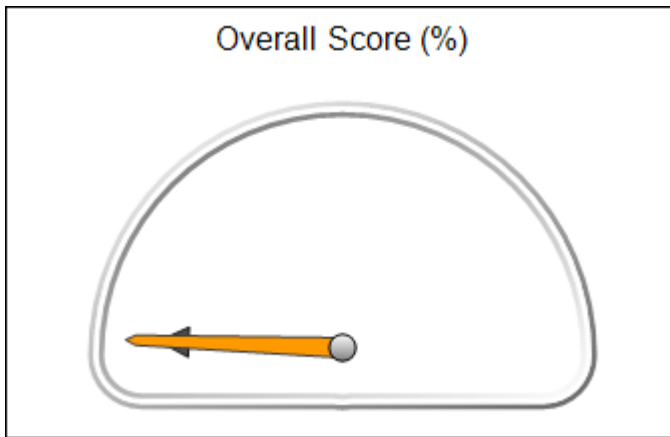
Total Reports:	0
Number Screened In:	0
Number Screened Out:	0
Number Substantiated:	0
Number Unsubstantiated:	0
Number Active CPS Investigations:	0



# Performance-Based Placement Measures RBWO Provider GA+SCORECARD - ILP/TLP

Report Quarter: Q4 FY2020

▼ — indicates average for all ILP/TLPs





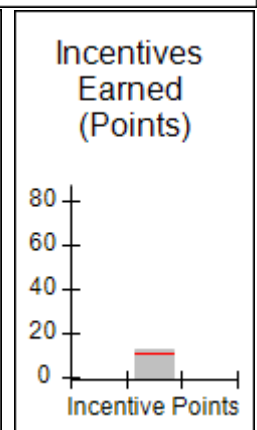
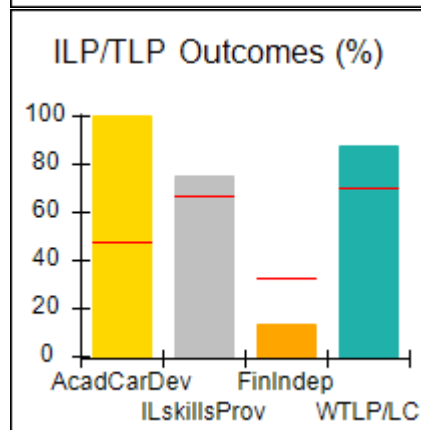
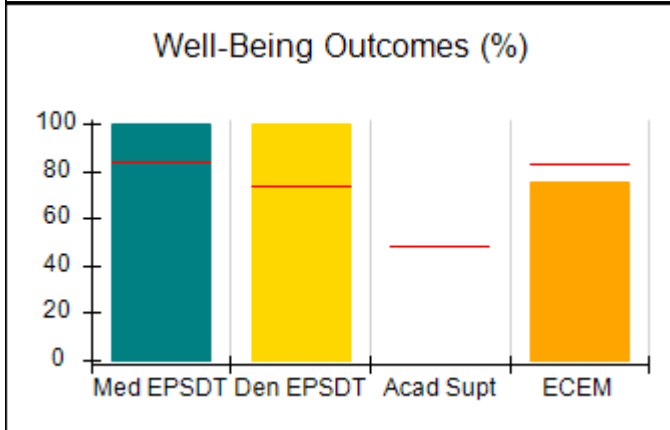
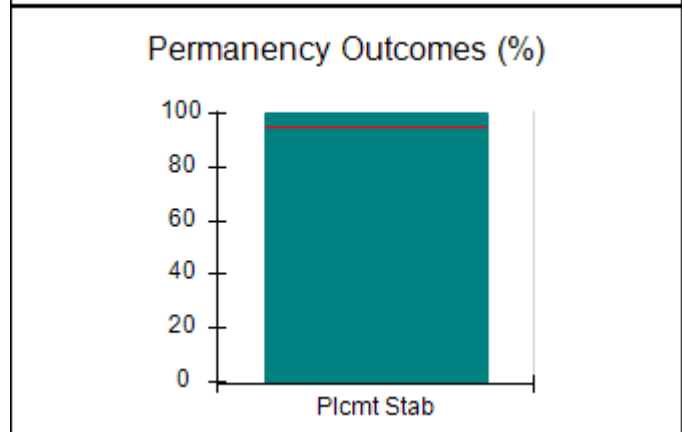
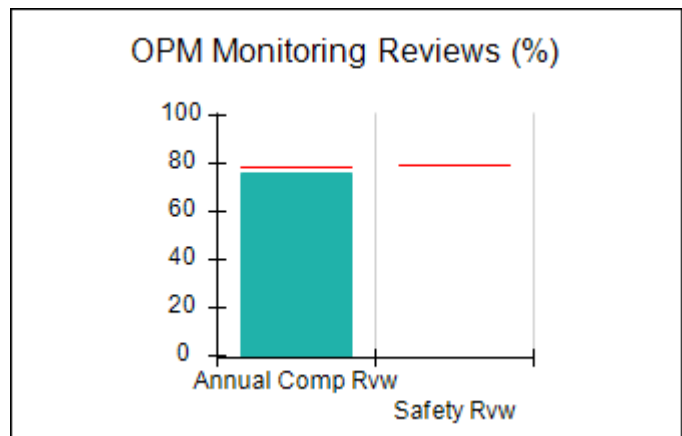
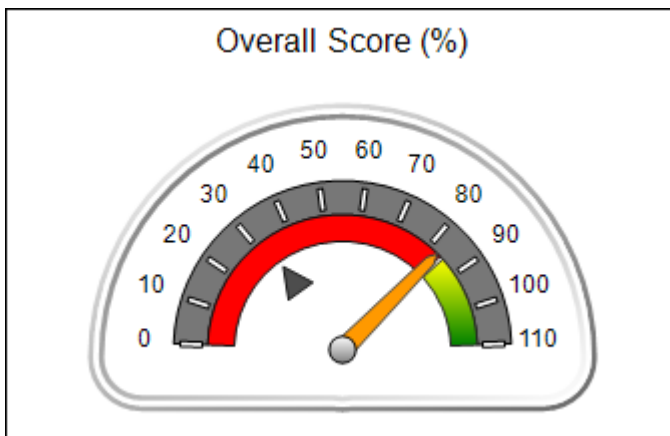
# Performance-Based Placement Measures RBWO Provider GA+SCORECARD - ILP/TLP

Report Quarter: Q4 FY2020

<b>Provider/Program Name: House of Aimer, Inc. - (5349) - ILP</b>			
2987 N. Druid Hills Rd., Atlanta, GA 30329	Quarterly Scores (Grades)		Current Quarter Score (Grade)
Phone: 7705689609	Q1: 59.17 (F)	Q2: 87.65 (B+)	<b>82.92%</b> <b>(B-)</b>
Vendor ID# 159745	Q3: 95.44 (A)	Q4: 82.92 (B-)	
Program Census Information:	# Children in Care During Quarter: 3	# Placements During Quarter: 3	# Children in Care On Last Day: 2

## Quarterly Provider Comparisons to All ILP/TLPs

▼ — indicates average for all ILP/TLPs





## Performance-Based Placement Measures RBWO Provider GA+SCORECARD - ILP/TLP

Report Quarter: Q4 FY2020

<b>Provider/Program Name: House of Aimer, Inc. - (5349) - ILP</b>				
<b>2987 N. Druid Hills Rd., Atlanta, GA 30329</b>		<b>Quarterly Scores (Grades)</b>		<b>Current Quarter Score (Grade)</b>
<b>Phone: 7705689609</b>		<b>Q1: 59.17 (F)</b>	<b>Q2: 87.65 (B+)</b>	<b>82.92%</b> <b>(B-)</b>
<b>Vendor ID# 159745</b>		<b>Q3: 95.44 (A)</b>	<b>Q4: 82.92 (B-)</b>	
Program Census Information:		# Children in Care During Quarter: 3	# Placements During Quarter: 3	# Children in Care On Last Day: 2
	<b>Avg Performance All ILP/TLPs (%)</b>	<b>Provider Performance (%)*</b>	<b>Possible Points (Weight)</b>	<b>Provider Points Earned</b>
<b>OPM Monitoring Reviews</b>				
Annual Comprehensive Reviews	79%	76%	15	11.44
Safety Reviews	80%	Not Yet Conducted		
<b>Monitoring Sub-Total</b>			<b>15</b>	<b>11.44</b>
<b>ILP/TLP Safety Outcomes</b>				
Incidence of Maltreatment	0.00%	Not Eligible		
Staff Training/Foundations	55%	0%	6.5	0.00
Staff Safety Checks	83%	50%	6.5	3.25
<b>Safety Sub-Total</b>			<b>13</b>	<b>3.25</b>
<b>ILP/TLP Permanency Outcomes</b>				
Placement Stability	95%	100%	3	3.00
<b>Permanency Sub-Total</b>			<b>3</b>	<b>3.00</b>
<b>ILP/TLP Well-Being Outcomes</b>				
EPSDT Medical Visits	84%	100%	4.7	4.67
EPSDT Dental Visits	74%	100%	4.7	4.67
Academic Supports	48%	Not Eligible		
Provider ECEM Visits	83%	75%	4.7	3.50
Placements with Siblings	22%	Not Eligible	Not Scored	Not Scored
Placements within Legal County	15%	Not Eligible	Not Scored	Not Scored
<b>Well-Being Sub-Total</b>			<b>14</b>	<b>12.83</b>
<b>ILP/TLP Specialty Outcomes</b>				
Academic/Career Development	47%	100%	10	10.00
Ind Living Skills Provision	67%	75%	15	11.25
Financial Independence	33%	13%	5	0.65
WTLP/Life Coach	70%	88%	15	13.20
<b>Specialty Sub-Total</b>			<b>45</b>	<b>35.10</b>
*Performance calculation descriptions can be found in the FY 2019 RBWO PBP Measurements and Standards Guide.				

<b>Monitoring &amp; Outcomes: Possible Points = 95</b>	<b>Points Earned = 65.62</b>
<b>Score Before Incentives Credit</b>	<b>72.92%</b>



**Performance-Based Placement Measures**  
**RBWO Provider GA+SCORECARD - ILP/TLP**

Report Quarter: Q4 FY2020

<b>Incentives Awarded</b>	<b>10.00 pts</b>
<b>PBP Verification</b>	<b>N/A pts</b>
<b>Total Score</b>	<b>82.92%</b>

**Provider/Program Name: House of Aimer, Inc. - (5349) - ILP**

Program Census Information:		# Children in Care During Quarter: 3	# Placements During Quarter: 3	# Children in Care On Last Day: 2
ILP/TLP Incentive Credits	Avg Performance All ILP/TLPs (Points)	Provider Performance (%)*	Possible Points (Weight)	Provider Points Earned
No DOC Involvement		100%	5	5.00
Community Connections		100%	4	4.00
Positive Permanency Connections		0%	5	0.00
HS Grad/GED/Prof or Trade Certificate/College		N/A	10/5/5/1	
Part-Time Employment with Medical Benefits		0%	10	0.00
Living Arrangements at Discharge		0%	10	0.00
Additional Academic Supports		Not Eligible	2	
Additional IL Skills Provision		75%	5	3.75
Active Agency Accreditation		0%	4	0.00
Staff Clinical Licensure		0%	5	0.00
<b>Incentives Total</b>	<b>10.51</b>			<b>12.75</b>

\*Performance calculation descriptions can be found in the FY 2019 RBWO PBP Measurements and Standards Guide.

**Child Protective Services Investigations and Dispositions**

The following investigations data, which is not used for scoring but is considered significant to a provider's performance, is from Georgia SHINES and is not considered final or complete until the end of the fiscal year.

Total Reports:	0
Number Screened In:	0
Number Screened Out:	0
Number Substantiated:	0
Number Unsubstantiated:	0
Number Active CPS Investigations:	0



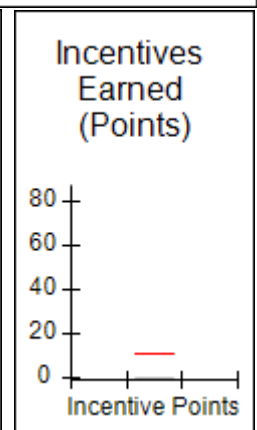
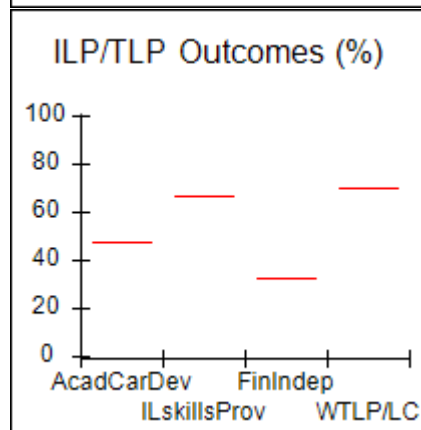
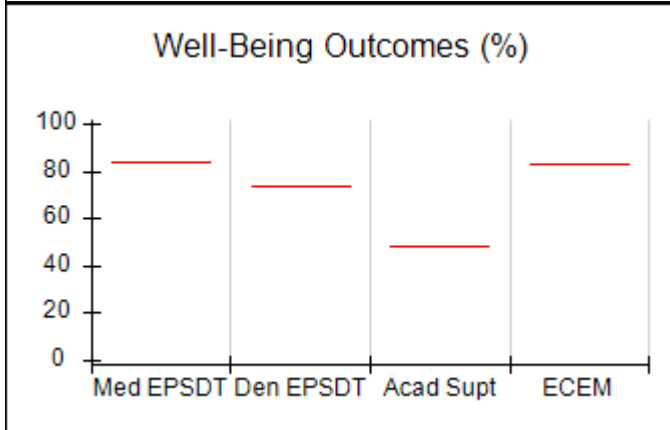
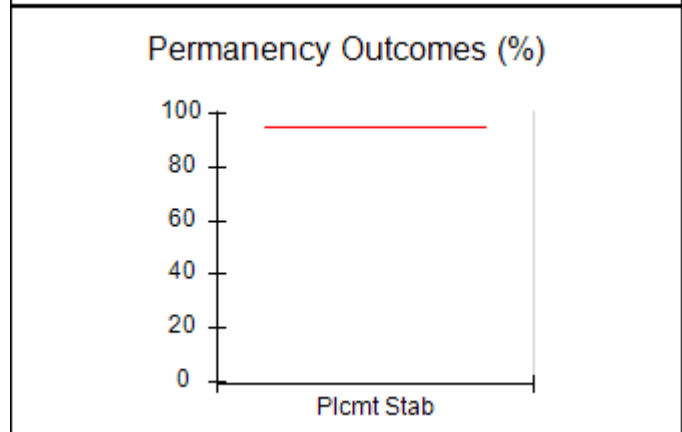
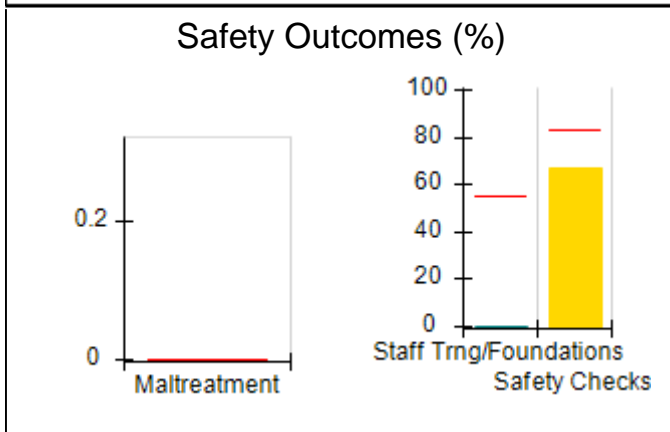
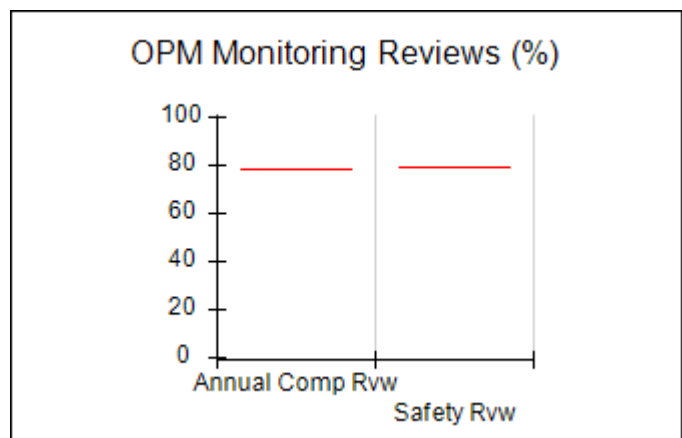
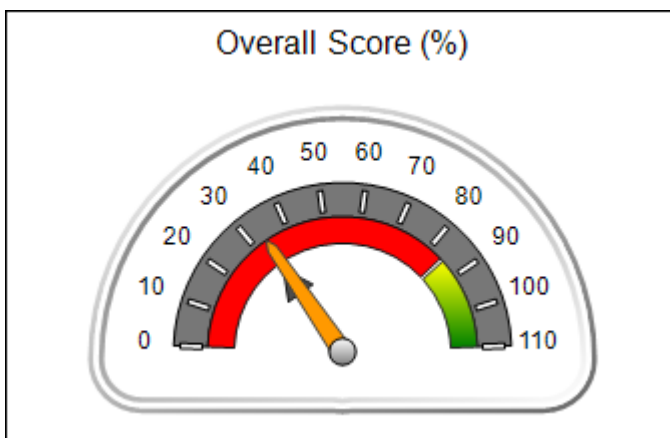
# Performance-Based Placement Measures RBWO Provider GA+SCORECARD - ILP/TLP

Report Quarter: Q4 FY2020

<b>Provider/Program Name: House of Dawn - ILP (5155) - ILP</b>			
7469 Caribou Trail, Riverdale, GA 30237	Quarterly Scores (Grades)		Current Quarter Score (Grade)
Phone: 770-477-2385	Q1: 67.00 (D+)	Q2: 67.00 (D+)	<b>33.50%</b> <b>(F)</b>
Vendor ID# 118207	Q3: 83.50 (B-)	Q4: 33.50 (F)	
Program Census Information:	# Children in Care During Quarter: 0	# Placements During Quarter: 0	# Children in Care On Last Day: 0

## Quarterly Provider Comparisons to All ILP/TLPs

▼ — indicates average for all ILP/TLPs







## Performance-Based Placement Measures RBWO Provider GA+SCORECARD - ILP/TLP

Report Quarter: Q4 FY2020

<b>Provider/Program Name: House of Dawn - ILP (5155) - ILP</b>				
<b>7469 Caribou Trail, Riverdale, GA 30237</b>		<b>Quarterly Scores (Grades)</b>		<b>Current Quarter Score (Grade)</b>
<b>Phone: 770-477-2385</b>		<b>Q1: 67.00 (D+)</b>	<b>Q2: 67.00 (D+)</b>	<b>33.50%</b> <b>(F)</b>
<b>Vendor ID# 118207</b>		<b>Q3: 83.50 (B-)</b>	<b>Q4: 33.50 (F)</b>	
Program Census Information:		# Children in Care During Quarter: 0	# Placements During Quarter: 0	# Children in Care On Last Day: 0
	<b>Avg Performance All ILP/TLPs (%)</b>	<b>Provider Performance (%)*</b>	<b>Possible Points (Weight)</b>	<b>Provider Points Earned</b>
<b>OPM Monitoring Reviews</b>				
Annual Comprehensive Reviews	79%	Not Yet Conducted		
Safety Reviews	80%	Not Yet Conducted		
<b>Monitoring Sub-Total</b>				<b>0.00</b>
<b>ILP/TLP Safety Outcomes</b>				
Incidence of Maltreatment	0.00%	Not Eligible		
Staff Training/Foundations	55%	0%	6.5	0.00
Staff Safety Checks	83%	67%	6.5	4.36
<b>Safety Sub-Total</b>			<b>13</b>	<b>4.36</b>
<b>ILP/TLP Permanency Outcomes</b>				
Placement Stability	95%	Not Eligible		
<b>Permanency Sub-Total</b>			<b>N/A</b>	
<b>ILP/TLP Well-Being Outcomes</b>				
EPSDT Medical Visits	84%	Not Eligible		
EPSDT Dental Visits	74%	Not Eligible		
Academic Supports	48%	Not Eligible		
Provider ECEM Visits	83%	Not Eligible		
Placements with Siblings	22%	Not Eligible	Not Scored	Not Scored
Placements within Legal County	15%	Not Eligible	Not Scored	Not Scored
<b>Well-Being Sub-Total</b>			<b>N/A</b>	
<b>ILP/TLP Specialty Outcomes</b>				
Academic/Career Development	47%	Not Eligible		
Ind Living Skills Provision	67%	Not Eligible		
Financial Independence	33%	Not Eligible		
WTLP/Life Coach	70%	Not Eligible		
<b>Specialty Sub-Total</b>			<b>N/A</b>	
*Performance calculation descriptions can be found in the FY 2019 RBWO PBP Measurements and Standards Guide.				

<b>Monitoring &amp; Outcomes: Possible Points = 13</b>	<b>Points Earned = 04.36</b>
<b>Score Before Incentives Credit</b>	<b>33.50%</b>



**Performance-Based Placement Measures**  
**RBWO Provider GA+SCORECARD - ILP/TLP**

Report Quarter: Q4 FY2020

<b>Incentives Awarded</b>	<b>00.00 pts</b>
<b>PBP Verification</b>	<b>N/A pts</b>
<b>Total Score</b>	<b>33.50%</b>

**Provider/Program Name: House of Dawn - ILP (5155) - ILP**

Program Census Information:		# Children in Care During Quarter: 0	# Placements During Quarter: 0	# Children in Care On Last Day: 0
ILP/TLP Incentive Credits	Avg Performance All ILP/TLPs (Points)	Provider Performance (%)*	Possible Points (Weight)	Provider Points Earned
No DOC Involvement		Not Eligible	5	
Community Connections		Not Eligible	4	
Positive Permanency Connections		Not Eligible	5	
HS Grad/GED/Prof or Trade Certificate/College		N/A	10/5/5/1	
Part-Time Employment with Medical Benefits		Not Eligible	10	
Living Arrangements at Discharge		Not Eligible	10	
Additional Academic Supports		Not Eligible	2	
Additional IL Skills Provision		Not Eligible	5	
Active Agency Accreditation		0%	4	0.00
Staff Clinical Licensure		0%	5	0.00
<b>Incentives Total</b>	<b>10.51</b>			<b>0.00</b>

\*Performance calculation descriptions can be found in the FY 2019 RBWO PBP Measurements and Standards Guide.

**Child Protective Services Investigations and Dispositions**

The following investigations data, which is not used for scoring but is considered significant to a provider's performance, is from Georgia SHINES and is not considered final or complete until the end of the fiscal year.

Total Reports:	0
Number Screened In:	0
Number Screened Out:	0
Number Substantiated:	0
Number Unsubstantiated:	0
Number Active CPS Investigations:	0

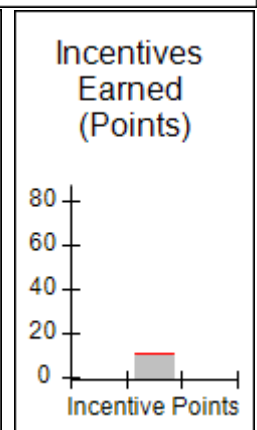
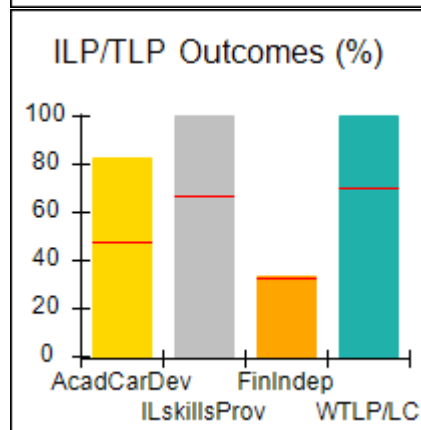
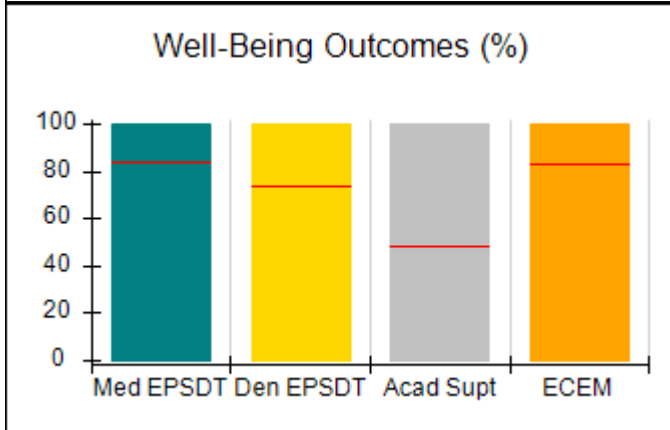
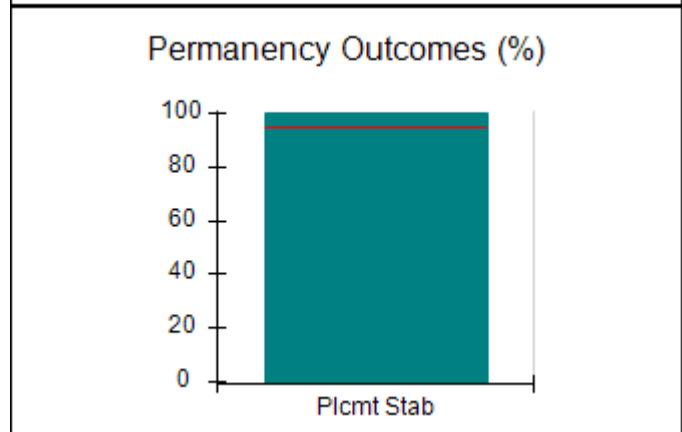
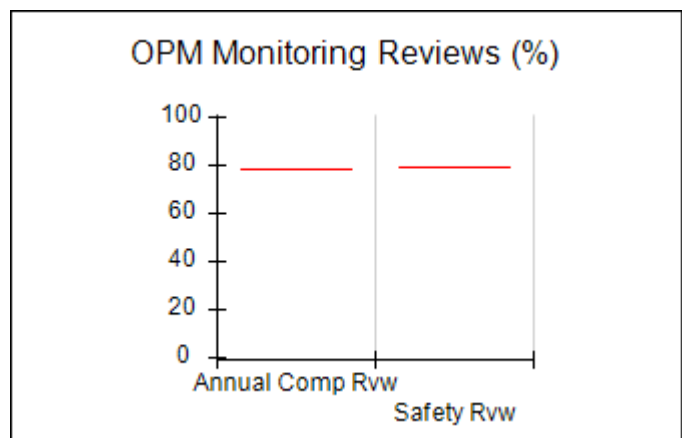
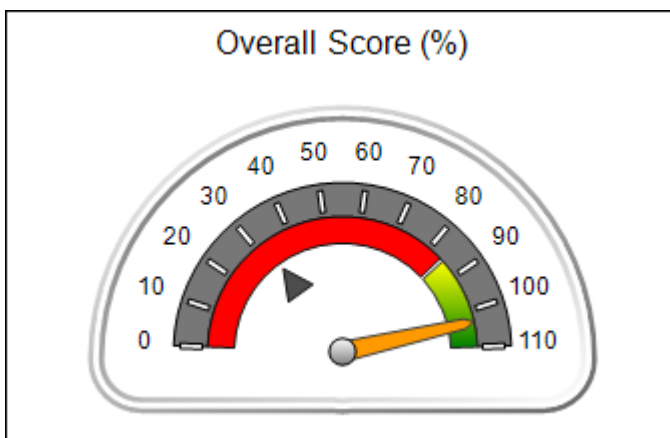


# Performance-Based Placement Measures RBWO Provider GA+SCORECARD - ILP/TLP

Report Quarter: Q4 FY2020

<b>Provider/Program Name: Impact Community Transition Inc. - (5412) - ILP</b>			
117 Dawson Ave., Dawsonville, GA 30534	Quarterly Scores (Grades)		Current Quarter Score (Grade)
Phone: 678-592-0816	Q1: (N/A)	Q2: 00.00 (F)	<b>103.27%</b> <b>(A+)</b>
Vendor ID# 166399	Q3: 31.78 (F)	Q4: 103.27 (A+)	
Program Census Information:	# Children in Care During Quarter: 4	# Placements During Quarter: 4	# Children in Care On Last Day: 3
<b>Quarterly Provider Comparisons to All ILP/TLPs</b>			

▼ — indicates average for all ILP/TLPs





## Performance-Based Placement Measures RBWO Provider GA+SCORECARD - ILP/TLP

Report Quarter: Q4 FY2020

Provider/Program Name: Impact Community Transition Inc. - (5412) - ILP				
117 Dawson Ave., Dawsonville, GA 30534		Quarterly Scores (Grades)		Current Quarter Score (Grade)
Phone: 678-592-0816		Q1: (N/A)	Q2: 00.00 (F)	<b>103.27%</b> <b>(A+)</b>
Vendor ID# 166399		Q3: 31.78 (F)	Q4: 103.27 (A+)	
Program Census Information:		# Children in Care During Quarter: 4	# Placements During Quarter: 4	# Children in Care On Last Day: 3
	Avg Performance All ILP/TLPs (%)	Provider Performance (%)*	Possible Points (Weight)	Provider Points Earned
OPM Monitoring Reviews				
Annual Comprehensive Reviews	79%	Not Yet Conducted		
Safety Reviews	80%	Not Yet Conducted		
<b>Monitoring Sub-Total</b>				<b>0.00</b>
ILP/TLP Safety Outcomes				
Incidence of Maltreatment	0.00%	No Substantiated Reports	3	3.00
Staff Training/Foundations	55%	100%	5	5.00
Staff Safety Checks	83%	100%	5	5.00
<b>Safety Sub-Total</b>			<b>13</b>	<b>13.00</b>
ILP/TLP Permanency Outcomes				
Placement Stability	95%	100%	3	3.00
<b>Permanency Sub-Total</b>			<b>3</b>	<b>3.00</b>
ILP/TLP Well-Being Outcomes				
EPSDT Medical Visits	84%	100%	4	4.00
EPSDT Dental Visits	74%	100%	4	4.00
Academic Supports	48%	100%	2	2.00
Provider ECEM Visits	83%	100%	4	4.00
Placements with Siblings	22%	Not Eligible	Not Scored	Not Scored
Placements within Legal County	15%	0%	Not Scored	Not Scored
<b>Well-Being Sub-Total</b>			<b>14</b>	<b>14.00</b>
ILP/TLP Specialty Outcomes				
Academic/Career Development	47%	83%	10	8.30
Ind Living Skills Provision	67%	100%	15	15.00
Financial Independence	33%	33%	5	1.65
WTLP/Life Coach	70%	100%	15	15.00
<b>Specialty Sub-Total</b>			<b>45</b>	<b>39.95</b>
*Performance calculation descriptions can be found in the FY 2019 RBWO PBP Measurements and Standards Guide.				

<b>Monitoring &amp; Outcomes: Possible Points = 80</b>	<b>Points Earned = 69.95</b>
--	------------------------------



## Performance-Based Placement Measures RBWO Provider GA+SCORECARD - ILP/TLP

Report Quarter: Q4 FY2020

<b>Score Before Incentives Credit</b>	<b>93.27%</b>
<b>Incentives Awarded</b>	<b>10.00 pts</b>
<b>PBP Verification</b>	<b>N/A pts</b>
<b>Total Score</b>	<b>103.27%</b>

### Provider/Program Name: Impact Community Transition Inc. - (5412) - ILP

Program Census Information:		# Children in Care During Quarter: 4	# Placements During Quarter: 4	# Children in Care On Last Day: 3
ILP/TLP Incentive Credits	Avg Performance All ILP/TLPs (Points)	Provider Performance (%)*	Possible Points (Weight)	Provider Points Earned
No DOC Involvement		100%	5	5.00
Community Connections		0%	4	0.00
Positive Permanency Connections		0%	5	0.00
HS Grad/GED/Prof or Trade Certificate/College		N/A	10/5/5/1	
Part-Time Employment with Medical Benefits		0%	10	0.00
Living Arrangements at Discharge		0%	10	0.00
Additional Academic Supports		0%	2	0.00
Additional IL Skills Provision		100%	5	5.00
Active Agency Accreditation		0%	4	0.00
Staff Clinical Licensure		0%	5	0.00
<b>Incentives Total</b>	<b>10.51</b>			<b>10.00</b>

\*Performance calculation descriptions can be found in the FY 2019 RBWO PBP Measurements and Standards Guide.

### Child Protective Services Investigations and Dispositions

The following investigations data, which is not used for scoring but is considered significant to a provider's performance, is from Georgia SHINES and is not considered final or complete until the end of the fiscal year.

Total Reports:	0
Number Screened In:	0
Number Screened Out:	0
Number Substantiated:	0
Number Unsubstantiated:	0
Number Active CPS Investigations:	0



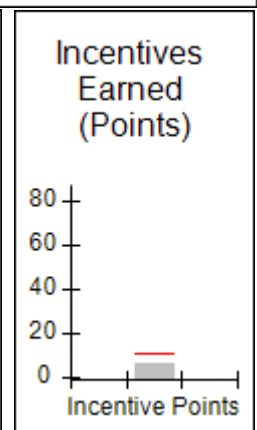
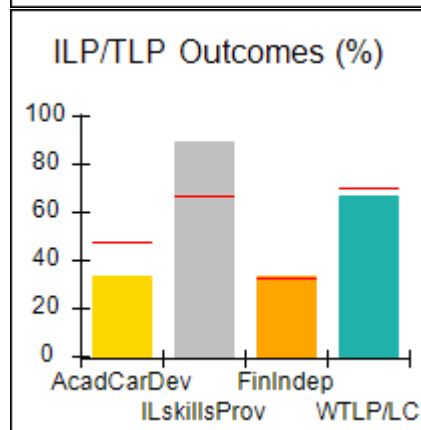
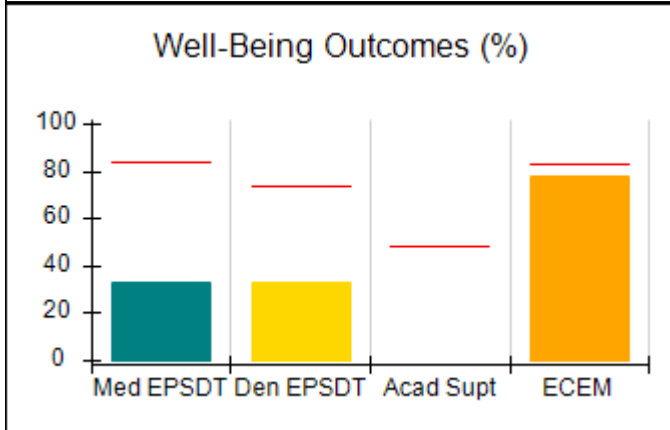
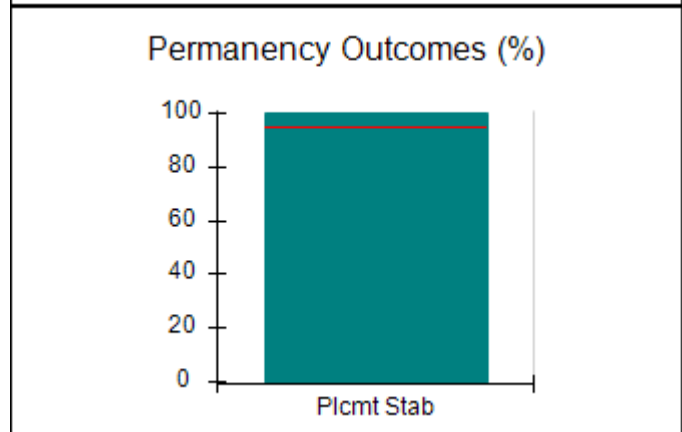
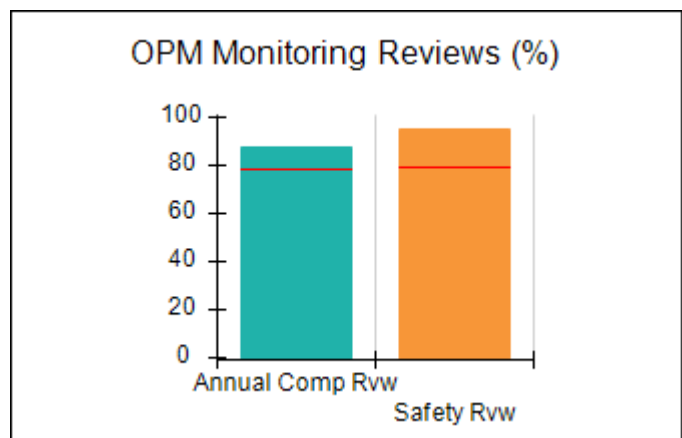
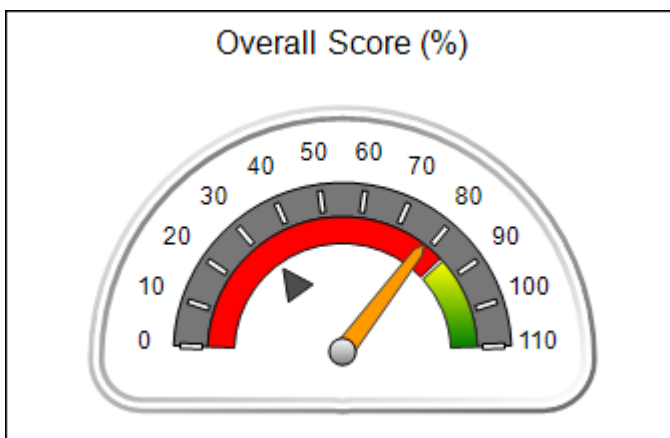
# Performance-Based Placement Measures RBWO Provider GA+SCORECARD - ILP/TLP

Report Quarter: Q4 FY2020

Provider/Program Name: Level Up Community Service Program, LLC - (5277) - ILP			
7606 Treehills Parkway , Stone Mountain, GA 30088	Quarterly Scores (Grades)		Current Quarter Score (Grade)
Phone: 678-849-0505	Q1: 95.15 (A)	Q2: 89.04 (B+)	<b>78.30%</b> <b>(C+)</b>
Vendor ID# 153259	Q3: 93.52 (A-)	Q4: 78.30 (C+)	
Program Census Information:	# Children in Care During Quarter: 6	# Placements During Quarter: 6	# Children in Care On Last Day: 5

## Quarterly Provider Comparisons to All ILP/TLPs

▼ — indicates average for all ILP/TLPs





## Performance-Based Placement Measures RBWO Provider GA+SCORECARD - ILP/TLP

Report Quarter: Q4 FY2020

<b>Provider/Program Name: Level Up Community Service Program, LLC - (5277) - ILP</b>				
<b>7606 Treehills Parkway , Stone Mountain, GA 30088</b>		<b>Quarterly Scores (Grades)</b>		<b>Current Quarter Score (Grade)</b>
<b>Phone: 678-849-0505</b>		<b>Q1: 95.15 (A)</b>	<b>Q2: 89.04 (B+)</b>	<b>78.30%</b> <b>(C+)</b>
<b>Vendor ID# 153259</b>		<b>Q3: 93.52 (A-)</b>	<b>Q4: 78.30 (C+)</b>	
Program Census Information:		# Children in Care During Quarter: 6	# Placements During Quarter: 6	# Children in Care On Last Day: 5
	<b>Avg Performance All ILP/TLPs (%)</b>	<b>Provider Performance (%)*</b>	<b>Possible Points (Weight)</b>	<b>Provider Points Earned</b>
<b>OPM Monitoring Reviews</b>				
Annual Comprehensive Reviews	79%	88%	15	13.21
Safety Reviews	80%	95%	10	9.50
<b>Monitoring Sub-Total</b>			<b>25</b>	<b>22.71</b>
<b>ILP/TLP Safety Outcomes</b>				
Incidence of Maltreatment	0.00%	Not Eligible		
Staff Training/Foundations	55%	80%	6.5	5.20
Staff Safety Checks	83%	88%	6.5	5.72
<b>Safety Sub-Total</b>			<b>13</b>	<b>10.92</b>
<b>ILP/TLP Permanency Outcomes</b>				
Placement Stability	95%	100%	3	3.00
<b>Permanency Sub-Total</b>			<b>3</b>	<b>3.00</b>
<b>ILP/TLP Well-Being Outcomes</b>				
EPSDT Medical Visits	84%	33%	4.7	1.54
EPSDT Dental Visits	74%	33%	4.7	1.54
Academic Supports	48%	Not Eligible		
Provider ECEM Visits	83%	78%	4.7	3.64
Placements with Siblings	22%	Not Eligible	Not Scored	Not Scored
Placements within Legal County	15%	0%	Not Scored	Not Scored
<b>Well-Being Sub-Total</b>			<b>14</b>	<b>6.72</b>
<b>ILP/TLP Specialty Outcomes</b>				
Academic/Career Development	47%	33%	10	3.30
Ind Living Skills Provision	67%	89%	15	13.35
Financial Independence	33%	33%	5	1.65
WTLP/Life Coach	70%	67%	15	10.05
<b>Specialty Sub-Total</b>			<b>45</b>	<b>28.35</b>
*Performance calculation descriptions can be found in the FY 2019 RBWO PBP Measurements and Standards Guide.				

<b>Monitoring &amp; Outcomes: Possible Points = 100</b>	<b>Points Earned = 71.70</b>
<b>Score Before Incentives Credit</b>	<b>71.70%</b>



**Performance-Based Placement Measures**  
**RBWO Provider GA+SCORECARD - ILP/TLP**

Report Quarter: Q4 FY2020

<b>Incentives Awarded</b>	<b>06.60 pts</b>
<b>PBP Verification</b>	<b>N/A pts</b>
<b>Total Score</b>	<b>78.30%</b>

**Provider/Program Name: Level Up Community Service Program, LLC - (5277) - ILP**

Program Census Information:		# Children in Care During Quarter: 6	# Placements During Quarter: 6	# Children in Care On Last Day: 5
ILP/TLP Incentive Credits	Avg Performance All ILP/TLPs (Points)	Provider Performance (%)*	Possible Points (Weight)	Provider Points Earned
No DOC Involvement		100%	5	5.00
Community Connections		0%	4	0.00
Positive Permanency Connections		0%	5	0.00
HS Grad/GED/Prof or Trade Certificate/College		N/A	10/5/5/1	
Part-Time Employment with Medical Benefits		0%	10	0.00
Living Arrangements at Discharge		0%	10	0.00
Additional Academic Supports		Not Eligible	2	
Additional IL Skills Provision		22%	5	1.10
Active Agency Accreditation		0%	4	0.00
Staff Clinical Licensure		10%	5	0.50
<b>Incentives Total</b>	<b>10.51</b>			<b>6.60</b>

\*Performance calculation descriptions can be found in the FY 2019 RBWO PBP Measurements and Standards Guide.

**Child Protective Services Investigations and Dispositions**

The following investigations data, which is not used for scoring but is considered significant to a provider's performance, is from Georgia SHINES and is not considered final or complete until the end of the fiscal year.

Total Reports:	0
Number Screened In:	0
Number Screened Out:	0
Number Substantiated:	0
Number Unsubstantiated:	0
Number Active CPS Investigations:	0





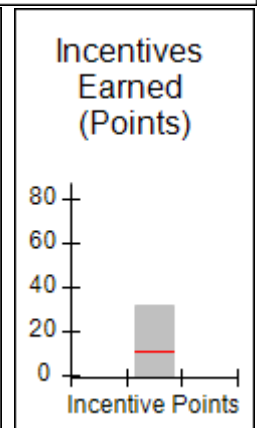
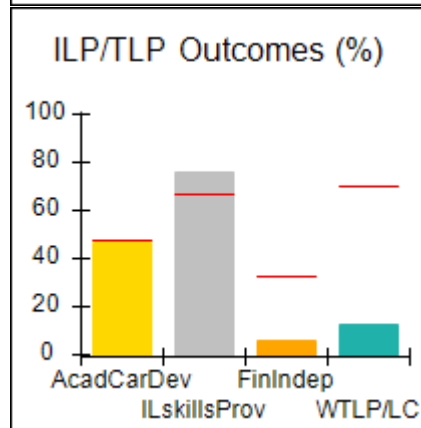
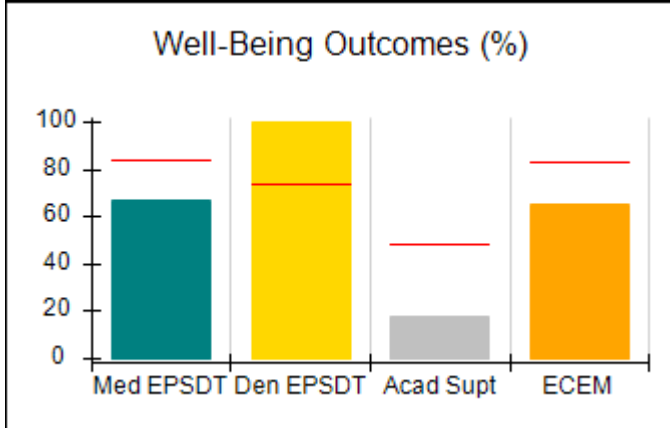
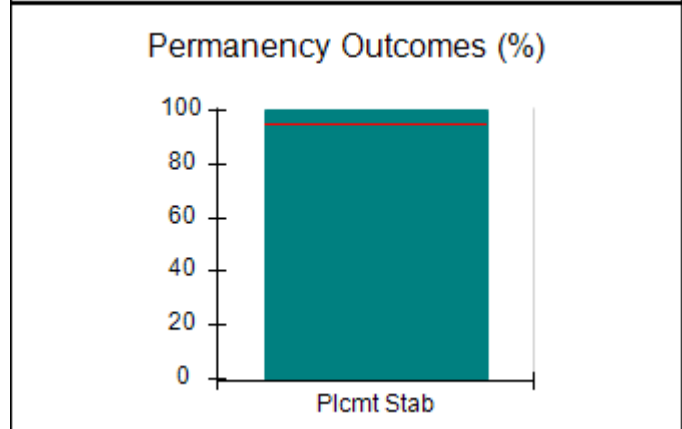
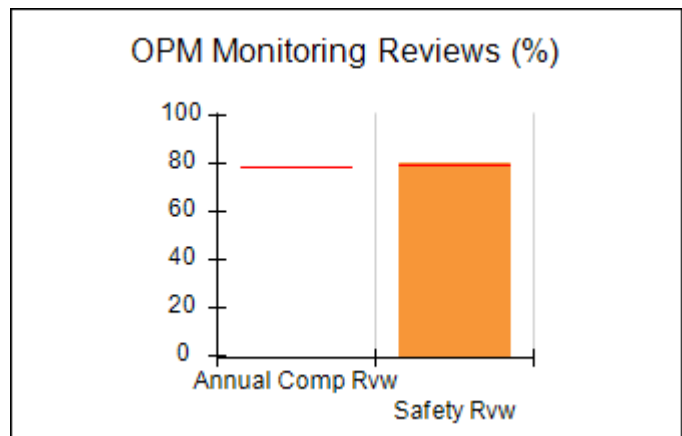
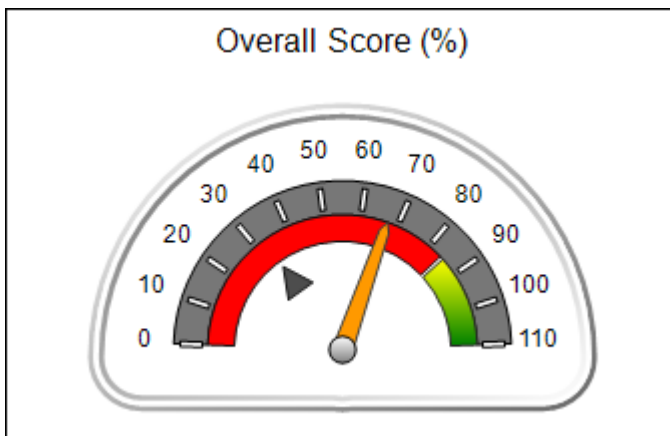
# Performance-Based Placement Measures RBWO Provider GA+SCORECARD - ILP/TLP

Report Quarter: Q4 FY2020

<b>Provider/Program Name: Life Discovery Services - (5413) - ILP</b>			
12461 Veterans Memorial Hwy, Douglasville, GA 31034	Quarterly Scores (Grades)		Current Quarter Score (Grade)
Phone: 678-360-5206	Q1: (N/A)	Q2: 80.69 (B-)	<b>67.16% (D+)</b>
Vendor ID# 166510	Q3: 70.71 (C-)	Q4: 67.16 (D+)	
Program Census Information:	# Children in Care During Quarter: 7	# Placements During Quarter: 8	# Children in Care On Last Day: 7

## Quarterly Provider Comparisons to All ILP/TLPs

▼ — indicates average for all ILP/TLPs





## Performance-Based Placement Measures RBWO Provider GA+SCORECARD - ILP/TLP

Report Quarter: Q4 FY2020

Provider/Program Name: Life Discovery Services - (5413) - ILP				
12461 Veterans Memorial Hwy, Douglasville, GA 31034		Quarterly Scores (Grades)		Current Quarter Score (Grade)
Phone: 678-360-5206		Q1: (N/A)	Q2: 80.69 (B-)	<b>67.16% (D+)</b>
Vendor ID# 166510		Q3: 70.71 (C-)	Q4: 67.16 (D+)	
Program Census Information:		# Children in Care During Quarter: 7	# Placements During Quarter: 8	# Children in Care On Last Day: 7
	Avg Performance All ILP/TLPs (%)	Provider Performance (%)*	Possible Points (Weight)	Provider Points Earned
OPM Monitoring Reviews				
Annual Comprehensive Reviews	79%	Not Yet Conducted		
Safety Reviews	80%	80%	10	8.00
<b>Monitoring Sub-Total</b>			<b>10</b>	<b>8.00</b>
ILP/TLP Safety Outcomes				
Incidence of Maltreatment	0.00%	Not Eligible		
Staff Training/Foundations	55%	100%	6.5	6.50
Staff Safety Checks	83%	50%	6.5	3.25
<b>Safety Sub-Total</b>			<b>13</b>	<b>9.75</b>
ILP/TLP Permanency Outcomes				
Placement Stability	95%	100%	3	3.00
<b>Permanency Sub-Total</b>			<b>3</b>	<b>3.00</b>
ILP/TLP Well-Being Outcomes				
EPSDT Medical Visits	84%	67%	4	2.68
EPSDT Dental Visits	74%	100%	4	4.00
Academic Supports	48%	18%	2	0.36
Provider ECEM Visits	83%	65%	4	2.60
Placements with Siblings	22%	0%	Not Scored	Not Scored
Placements within Legal County	15%	0%	Not Scored	Not Scored
<b>Well-Being Sub-Total</b>			<b>14</b>	<b>9.64</b>
ILP/TLP Specialty Outcomes				
Academic/Career Development	47%	47%	10	4.70
Ind Living Skills Provision	67%	76%	15	11.40
Financial Independence	33%	6%	5	0.30
WTLP/Life Coach	70%	12%	15	1.80
<b>Specialty Sub-Total</b>			<b>45</b>	<b>18.20</b>
*Performance calculation descriptions can be found in the FY 2019 RBWO PBP Measurements and Standards Guide.				

<b>Monitoring &amp; Outcomes: Possible Points = 85</b>	<b>Points Earned = 48.59</b>
--	------------------------------



**Performance-Based Placement Measures**  
**RBWO Provider GA+SCORECARD - ILP/TLP**

Report Quarter: Q4 FY2020

<b>Score Before Incentives Credit</b>	<b>57.16%</b>
<b>Incentives Awarded</b>	<b>10.00 pts</b>
<b>PBP Verification</b>	<b>N/A pts</b>
<b>Total Score</b>	<b>67.16%</b>

**Provider/Program Name: Life Discovery Services - (5413) - ILP**

Program Census Information:		# Children in Care During Quarter: 7	# Placements During Quarter: 8	# Children in Care On Last Day: 7
ILP/TLP Incentive Credits	Avg Performance All ILP/TLPs (Points)	Provider Performance (%)*	Possible Points (Weight)	Provider Points Earned
No DOC Involvement		100%	5	5.00
Community Connections		0%	4	0.00
Positive Permanency Connections		83%	5	4.15
HS Grad/GED/Prof or Trade Certificate/College		N/A	10/5/5/1	20.00
Part-Time Employment with Medical Benefits		0%	10	0.00
Living Arrangements at Discharge		0%	10	0.00
Additional Academic Supports		0%	2	0.00
Additional IL Skills Provision		59%	5	2.95
Active Agency Accreditation		0%	4	0.00
Staff Clinical Licensure		0%	5	0.00
<b>Incentives Total</b>	<b>10.51</b>			<b>32.10</b>

\*Performance calculation descriptions can be found in the FY 2019 RBWO PBP Measurements and Standards Guide.

**Child Protective Services Investigations and Dispositions**

The following investigations data, which is not used for scoring but is considered significant to a provider's performance, is from Georgia SHINES and is not considered final or complete until the end of the fiscal year.

Total Reports:	0
Number Screened In:	0
Number Screened Out:	0
Number Substantiated:	0
Number Unsubstantiated:	0
Number Active CPS Investigations:	0


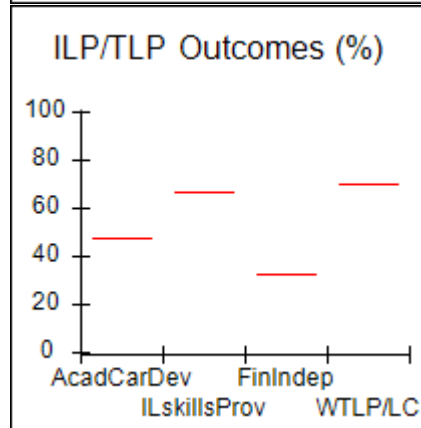
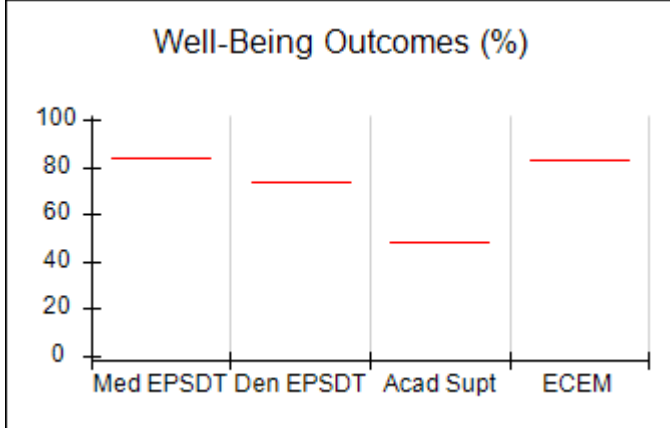
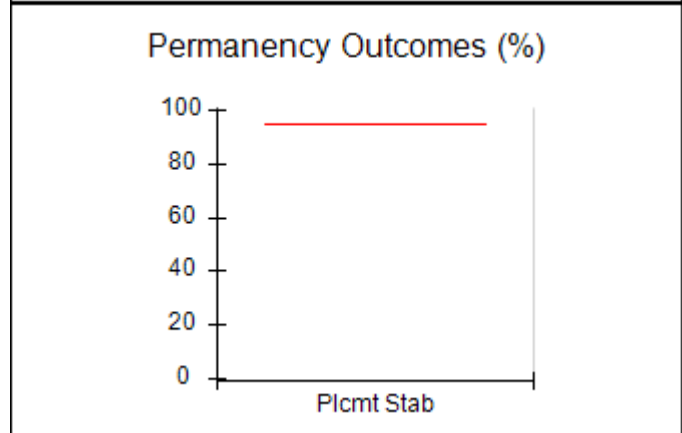
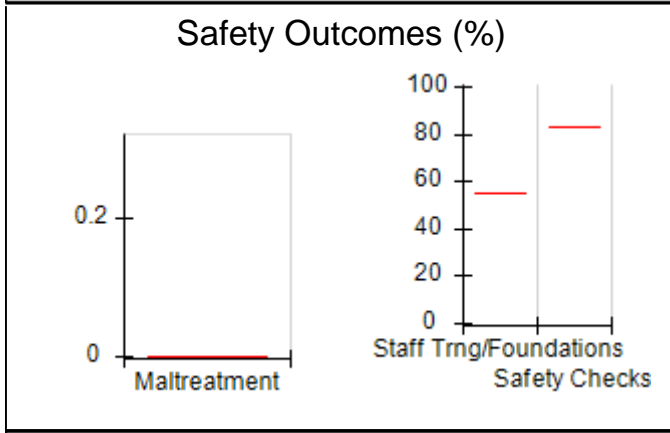
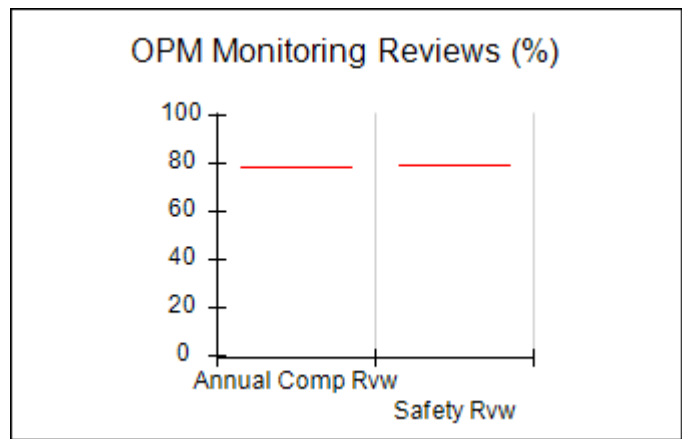
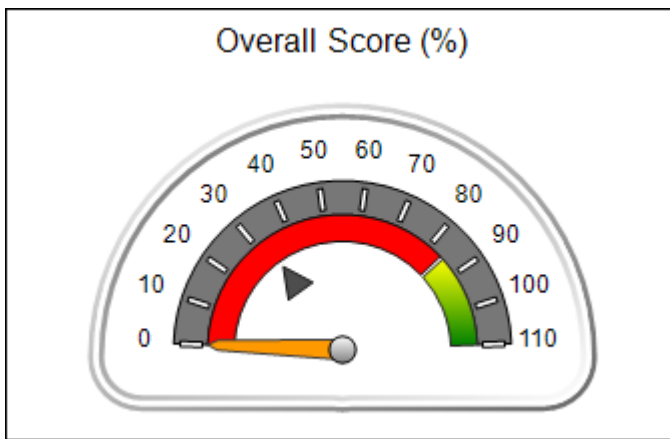


# Performance-Based Placement Measures RBWO Provider GA+SCORECARD - ILP/TLP

Report Quarter: Q4 FY2020

<b>Provider/Program Name: Life Skills Community Center - Bela Grand (5426) - ILP</b>			
<b>730 Franklin Gateway, Marietta, GA 30067</b>	<b>Quarterly Scores (Grades)</b>		<b>Current Quarter Score (Grade)</b>
<b>Phone: 678-531-1512</b>	<b>Q1: (N/A)</b>	<b>Q2: 00.00 (F)</b>	<b>00.00% (F)</b>
<b>Vendor ID# 167894</b>	<b>Q3: 00.00 (F)</b>	<b>Q4: 00.00 (F)</b>	
<b>Program Census Information:</b>	<b># Children in Care During Quarter: 0</b>	<b># Placements During Quarter: 0</b>	<b># Children in Care On Last Day: 0</b>
<b>Quarterly Provider Comparisons to All ILP/TLPs</b>			

▼ — indicates average for all ILP/TLPs





## Performance-Based Placement Measures RBWO Provider GA+SCORECARD - ILP/TLP

Report Quarter: Q4 FY2020

<b>Provider/Program Name: Life Skills Community Center - Bela Grand (5426) - ILP</b>				
730 Franklin Gateway, Marietta, GA 30067		Quarterly Scores (Grades)		Current Quarter Score (Grade)
Phone: 678-531-1512		Q1: (N/A)	Q2: 00.00 (F)	<b>00.00%</b> <b>(F)</b>
Vendor ID# 167894		Q3: 00.00 (F)	Q4: 00.00 (F)	
Program Census Information:		# Children in Care During Quarter: 0	# Placements During Quarter: 0	# Children in Care On Last Day: 0
	Avg Performance All ILP/TLPs (%)	Provider Performance (%)*	Possible Points (Weight)	Provider Points Earned
<b>OPM Monitoring Reviews</b>				
Annual Comprehensive Reviews	79%	Not Yet Conducted		
Safety Reviews	80%	Not Yet Conducted		
<b>Monitoring Sub-Total</b>				<b>0.00</b>
<b>ILP/TLP Safety Outcomes</b>				
Incidence of Maltreatment	0.00%	Not Eligible		
Staff Training/Foundations	55%	Not Eligible		
Staff Safety Checks	83%	Not Eligible		
<b>Safety Sub-Total</b>			<b>N/A</b>	
<b>ILP/TLP Permanency Outcomes</b>				
Placement Stability	95%	Not Eligible		
<b>Permanency Sub-Total</b>			<b>N/A</b>	
<b>ILP/TLP Well-Being Outcomes</b>				
EPSDT Medical Visits	84%	Not Eligible		
EPSDT Dental Visits	74%	Not Eligible		
Academic Supports	48%	Not Eligible		
Provider ECEM Visits	83%	Not Eligible		
Placements with Siblings	22%	Not Eligible	Not Scored	Not Scored
Placements within Legal County	15%	Not Eligible	Not Scored	Not Scored
<b>Well-Being Sub-Total</b>			<b>N/A</b>	
<b>ILP/TLP Specialty Outcomes</b>				
Academic/Career Development	47%	Not Eligible		
Ind Living Skills Provision	67%	Not Eligible		
Financial Independence	33%	Not Eligible		
WTLP/Life Coach	70%	Not Eligible		
<b>Specialty Sub-Total</b>			<b>N/A</b>	
*Performance calculation descriptions can be found in the FY 2019 RBWO PBP Measurements and Standards Guide.				

<b>Monitoring &amp; Outcomes: Possible Points = 0</b>	<b>Points Earned = N/A</b>
<b>Score Before Incentives Credit</b>	<b>#Error</b>



**Performance-Based Placement Measures**  
**RBWO Provider GA+SCORECARD - ILP/TLP**

Report Quarter: Q4 FY2020

<b>Incentives Awarded</b>	<b>00.00 pts</b>
<b>PBP Verification</b>	<b>N/A pts</b>
<b>Total Score</b>	<b>00.00%</b>

**Provider/Program Name: Life Skills Community Center - Bela Grand (5426) - ILP**

Program Census Information:		# Children in Care During Quarter: 0	# Placements During Quarter: 0	# Children in Care On Last Day: 0
ILP/TLP Incentive Credits	Avg Performance All ILP/TLPs (Points)	Provider Performance (%)*	Possible Points (Weight)	Provider Points Earned
No DOC Involvement		Not Eligible	5	
Community Connections		Not Eligible	4	
Positive Permanency Connections		Not Eligible	5	
HS Grad/GED/Prof or Trade Certificate/College		N/A	10/5/5/1	
Part-Time Employment with Medical Benefits		Not Eligible	10	
Living Arrangements at Discharge		Not Eligible	10	
Additional Academic Supports		Not Eligible	2	
Additional IL Skills Provision		Not Eligible	5	
Active Agency Accreditation		0%	4	0.00
Staff Clinical Licensure		0%	5	0.00
<b>Incentives Total</b>	<b>10.51</b>			<b>0.00</b>

\*Performance calculation descriptions can be found in the FY 2019 RBWO PBP Measurements and Standards Guide.

**Child Protective Services Investigations and Dispositions**

The following investigations data, which is not used for scoring but is considered significant to a provider's performance, is from Georgia SHINES and is not considered final or complete until the end of the fiscal year.

Total Reports:	0
Number Screened In:	0
Number Screened Out:	0
Number Substantiated:	0
Number Unsubstantiated:	0
Number Active CPS Investigations:	0




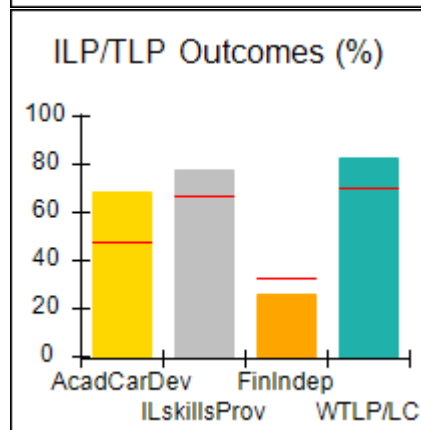
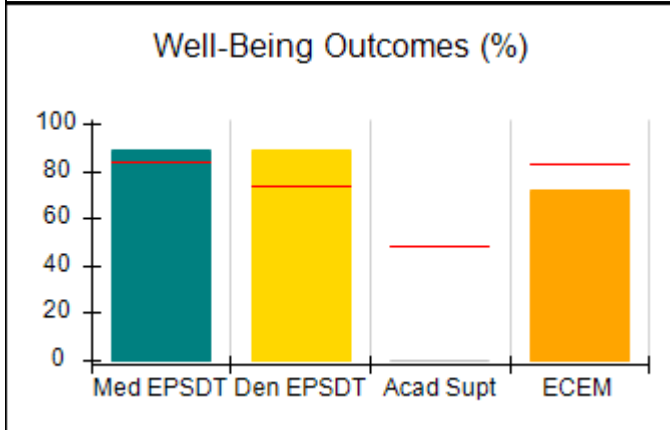
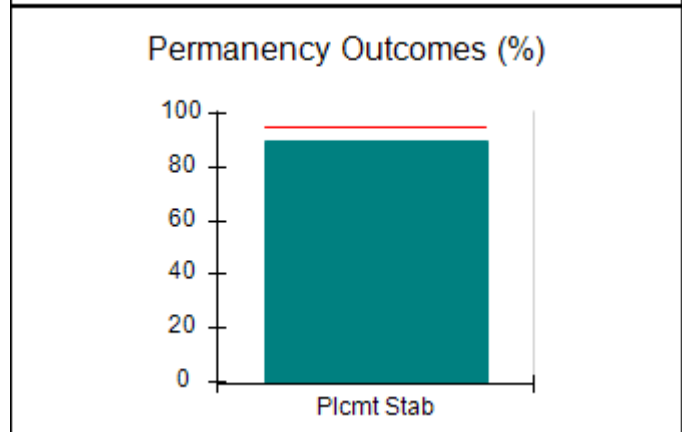
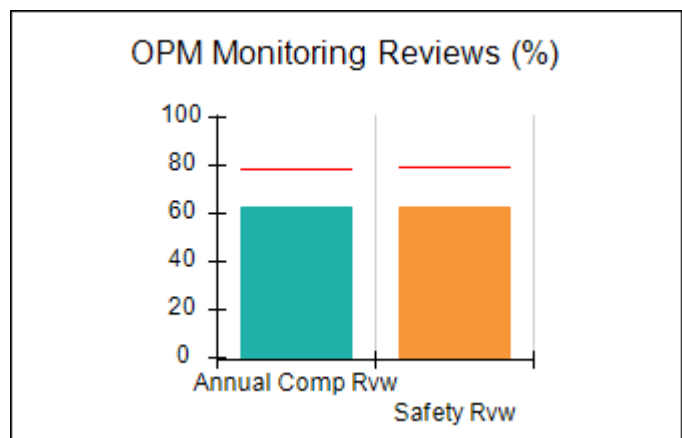
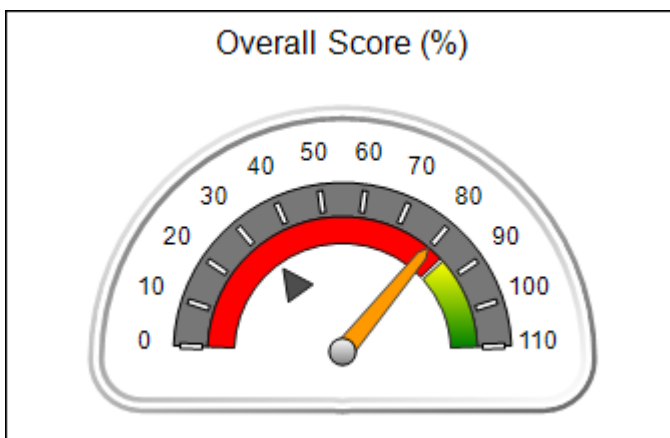
# Performance-Based Placement Measures RBWO Provider GA+SCORECARD - ILP/TLP

Report Quarter: Q4 FY2020

<b>Provider/Program Name: Life Skills Community Center - Element 41 (5204) - ILP</b>			
991 Wylie Rd., Marietta, GA 30067	Quarterly Scores (Grades)		Current Quarter Score (Grade)
Phone: 404-908-0908	Q1: 76.00 (C)	Q2: 69.96 (D+)	<b>79.74%</b> <b>(C+)</b>
Vendor ID# 132893	Q3: 79.80 (C+)	Q4: 79.74 (C+)	
Program Census Information:	# Children in Care During Quarter: 20	# Placements During Quarter: 20	# Children in Care On Last Day: 18

## Quarterly Provider Comparisons to All ILP/TLPs

▼ — indicates average for all ILP/TLPs





## Performance-Based Placement Measures RBWO Provider GA+SCORECARD - ILP/TLP

Report Quarter: Q4 FY2020

Provider/Program Name: Life Skills Community Center - Element 41 (5204) - ILP				
991 Wylie Rd., Marietta, GA 30067		Quarterly Scores (Grades)		Current Quarter Score (Grade)
Phone: 404-908-0908		Q1: 76.00 (C)	Q2: 69.96 (D+)	<b>79.74%</b> <b>(C+)</b>
Vendor ID# 132893		Q3: 79.80 (C+)	Q4: 79.74 (C+)	
Program Census Information:		# Children in Care During Quarter: 20	# Placements During Quarter: 20	# Children in Care On Last Day: 18
	Avg Performance All ILP/TLPs (%)	Provider Performance (%)*	Possible Points (Weight)	Provider Points Earned
OPM Monitoring Reviews				
Annual Comprehensive Reviews	79%	63%	15	9.44
Safety Reviews	80%	63%	10	6.25
<b>Monitoring Sub-Total</b>			<b>25</b>	<b>15.69</b>
ILP/TLP Safety Outcomes				
Incidence of Maltreatment	0.00%	Not Eligible		
Staff Training/Foundations	55%	40%	6.5	2.60
Staff Safety Checks	83%	100%	6.5	6.50
<b>Safety Sub-Total</b>			<b>13</b>	<b>9.10</b>
ILP/TLP Permanency Outcomes				
Placement Stability	95%	90%	3	2.70
<b>Permanency Sub-Total</b>			<b>3</b>	<b>2.70</b>
ILP/TLP Well-Being Outcomes				
EPSDT Medical Visits	84%	89%	4	3.56
EPSDT Dental Visits	74%	89%	4	3.56
Academic Supports	48%	0%	2	0.00
Provider ECEM Visits	83%	72%	4	2.88
Placements with Siblings	22%	0%	Not Scored	Not Scored
Placements within Legal County	15%	50%	Not Scored	Not Scored
<b>Well-Being Sub-Total</b>			<b>14</b>	<b>10.00</b>
ILP/TLP Specialty Outcomes				
Academic/Career Development	47%	68%	10	6.80
Ind Living Skills Provision	67%	78%	15	11.70
Financial Independence	33%	26%	5	1.30
WTLP/Life Coach	70%	83%	15	12.45
<b>Specialty Sub-Total</b>			<b>45</b>	<b>32.25</b>
*Performance calculation descriptions can be found in the FY 2019 RBWO PBP Measurements and Standards Guide.				

<b>Monitoring &amp; Outcomes: Possible Points = 100</b>	<b>Points Earned = 69.74</b>
<b>Score Before Incentives Credit</b>	<b>69.74%</b>





**Performance-Based Placement Measures**  
**RBWO Provider GA+SCORECARD - ILP/TLP**

Report Quarter: Q4 FY2020

<b>Incentives Awarded</b>	<b>10.00 pts</b>
<b>PBP Verification</b>	<b>N/A pts</b>
<b>Total Score</b>	<b>79.74%</b>

**Provider/Program Name: Life Skills Community Center - Element 41 (5204) - ILP**

Program Census Information:		# Children in Care During Quarter: 20	# Placements During Quarter: 20	# Children in Care On Last Day: 18
ILP/TLP Incentive Credits	Avg Performance All ILP/TLPs (Points)	Provider Performance (%)*	Possible Points (Weight)	Provider Points Earned
No DOC Involvement		92%	5	4.60
Community Connections		0%	4	0.00
Positive Permanency Connections		100%	5	5.00
HS Grad/GED/Prof or Trade Certificate/College		N/A	10/5/5/1	
Part-Time Employment with Medical Benefits		0%	10	0.00
Living Arrangements at Discharge		0%	10	0.00
Additional Academic Supports		0%	2	0.00
Additional IL Skills Provision		70%	5	3.50
Active Agency Accreditation		0%	4	0.00
Staff Clinical Licensure		0%	5	0.00
<b>Incentives Total</b>	<b>10.51</b>			<b>13.10</b>

\*Performance calculation descriptions can be found in the FY 2019 RBWO PBP Measurements and Standards Guide.

**Child Protective Services Investigations and Dispositions**

The following investigations data, which is not used for scoring but is considered significant to a provider's performance, is from Georgia SHINES and is not considered final or complete until the end of the fiscal year.

Total Reports:	0
Number Screened In:	0
Number Screened Out:	0
Number Substantiated:	0
Number Unsubstantiated:	0
Number Active CPS Investigations:	0



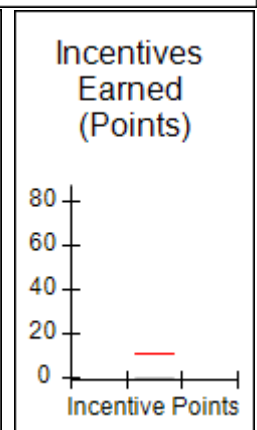
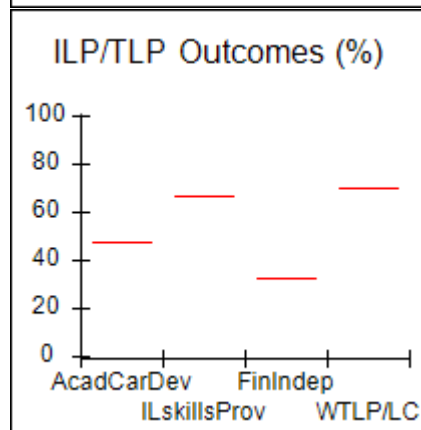
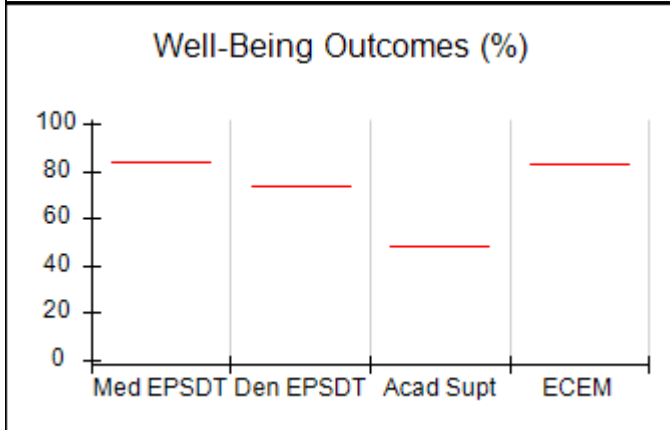
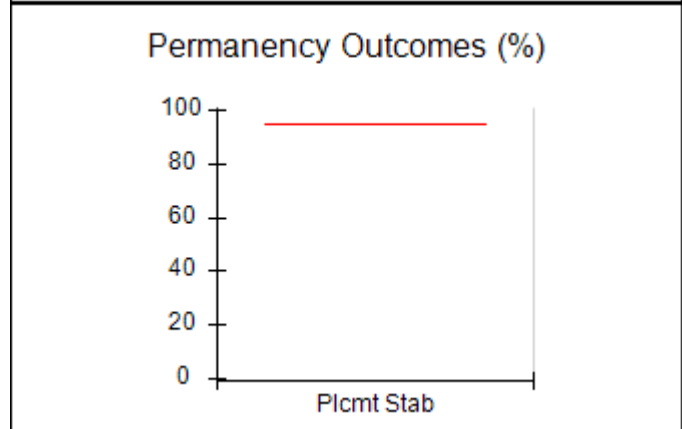
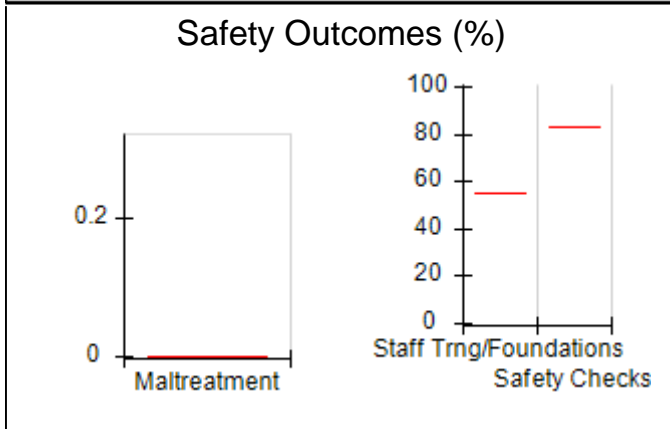
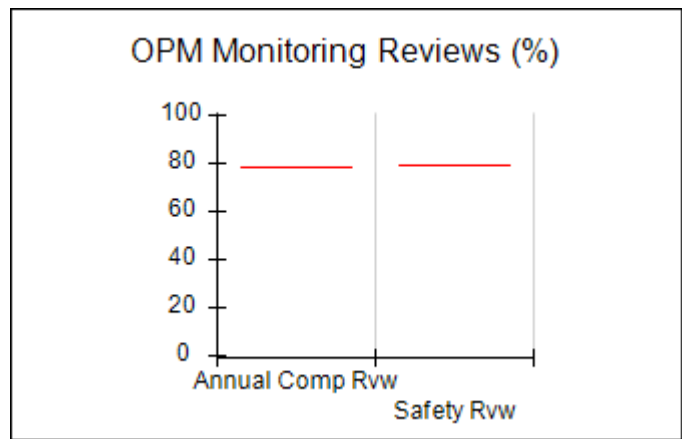
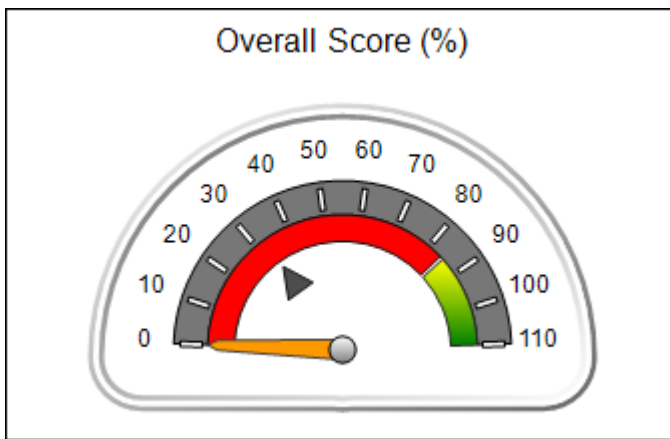
# Performance-Based Placement Measures RBWO Provider GA+SCORECARD - ILP/TLP

Report Quarter: Q4 FY2020

<b>Provider/Program Name: Life Skills Community Center - Lake Crossing (5425) - ILP</b>			
1325 Six Flags Dr., Austell, GA 30168	Quarterly Scores (Grades)		Current Quarter Score (Grade)
Phone: 678-531-1512	Q1: (N/A)	Q2: 00.00 (F)	<b>00.00% (F)</b>
Vendor ID# 167895	Q3: 00.00 (F)	Q4: 00.00 (F)	
Program Census Information:	# Children in Care During Quarter: 0	# Placements During Quarter: 0	# Children in Care On Last Day: 0

## Quarterly Provider Comparisons to All ILP/TLPs

▼ — indicates average for all ILP/TLPs





**Performance-Based Placement Measures  
RBWO Provider GA+SCORECARD - ILP/TLP**

Report Quarter: Q4 FY2020

Provider/Program Name: Life Skills Community Center - Lake Crossing (5425) - ILP				
1325 Six Flags Dr., Austell, GA 30168		Quarterly Scores (Grades)		Current Quarter Score (Grade)
Phone: 678-531-1512		Q1: (N/A)	Q2: 00.00 (F)	<b>00.00%</b> <b>(F)</b>
Vendor ID# 167895		Q3: 00.00 (F)	Q4: 00.00 (F)	
Program Census Information:		# Children in Care During Quarter: 0	# Placements During Quarter: 0	# Children in Care On Last Day: 0
	Avg Performance All ILP/TLPs (%)	Provider Performance (%)*	Possible Points (Weight)	Provider Points Earned
<b>OPM Monitoring Reviews</b>				
Annual Comprehensive Reviews	79%	Not Yet Conducted		
Safety Reviews	80%	Not Yet Conducted		
<b>Monitoring Sub-Total</b>				<b>0.00</b>
<b>ILP/TLP Safety Outcomes</b>				
Incidence of Maltreatment	0.00%	Not Eligible		
Staff Training/Foundations	55%	Not Eligible		
Staff Safety Checks	83%	Not Eligible		
<b>Safety Sub-Total</b>			<b>N/A</b>	
<b>ILP/TLP Permanency Outcomes</b>				
Placement Stability	95%	Not Eligible		
<b>Permanency Sub-Total</b>			<b>N/A</b>	
<b>ILP/TLP Well-Being Outcomes</b>				
EPSDT Medical Visits	84%	Not Eligible		
EPSDT Dental Visits	74%	Not Eligible		
Academic Supports	48%	Not Eligible		
Provider ECEM Visits	83%	Not Eligible		
Placements with Siblings	22%	Not Eligible	Not Scored	Not Scored
Placements within Legal County	15%	Not Eligible	Not Scored	Not Scored
<b>Well-Being Sub-Total</b>			<b>N/A</b>	
<b>ILP/TLP Specialty Outcomes</b>				
Academic/Career Development	47%	Not Eligible		
Ind Living Skills Provision	67%	Not Eligible		
Financial Independence	33%	Not Eligible		
WTLP/Life Coach	70%	Not Eligible		
<b>Specialty Sub-Total</b>			<b>N/A</b>	

\*Performance calculation descriptions can be found in the FY 2019 RBWO PBP Measurements and Standards Guide.

<b>Monitoring &amp; Outcomes: Possible Points = 0</b>	<b>Points Earned = N/A</b>
<b>Score Before Incentives Credit</b>	<b>#Error</b>



**Performance-Based Placement Measures**  
**RBWO Provider GA+SCORECARD - ILP/TLP**

Report Quarter: Q4 FY2020

<b>Incentives Awarded</b>	<b>00.00 pts</b>
<b>PBP Verification</b>	<b>N/A pts</b>
<b>Total Score</b>	<b>00.00%</b>

**Provider/Program Name: Life Skills Community Center - Lake Crossing (5425) - ILP**

Program Census Information:		# Children in Care During Quarter: 0	# Placements During Quarter: 0	# Children in Care On Last Day: 0
ILP/TLP Incentive Credits	Avg Performance All ILP/TLPs (Points)	Provider Performance (%)*	Possible Points (Weight)	Provider Points Earned
No DOC Involvement		Not Eligible	5	
Community Connections		Not Eligible	4	
Positive Permanency Connections		Not Eligible	5	
HS Grad/GED/Prof or Trade Certificate/College		N/A	10/5/5/1	
Part-Time Employment with Medical Benefits		Not Eligible	10	
Living Arrangements at Discharge		Not Eligible	10	
Additional Academic Supports		Not Eligible	2	
Additional IL Skills Provision		Not Eligible	5	
Active Agency Accreditation		0%	4	0.00
Staff Clinical Licensure		0%	5	0.00
<b>Incentives Total</b>	<b>10.51</b>			<b>0.00</b>

\*Performance calculation descriptions can be found in the FY 2019 RBWO PBP Measurements and Standards Guide.

**Child Protective Services Investigations and Dispositions**

The following investigations data, which is not used for scoring but is considered significant to a provider's performance, is from Georgia SHINES and is not considered final or complete until the end of the fiscal year.

Total Reports:	0
Number Screened In:	0
Number Screened Out:	0
Number Substantiated:	0
Number Unsubstantiated:	0
Number Active CPS Investigations:	0



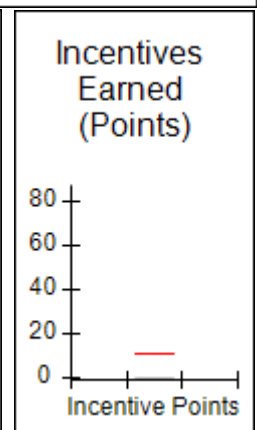
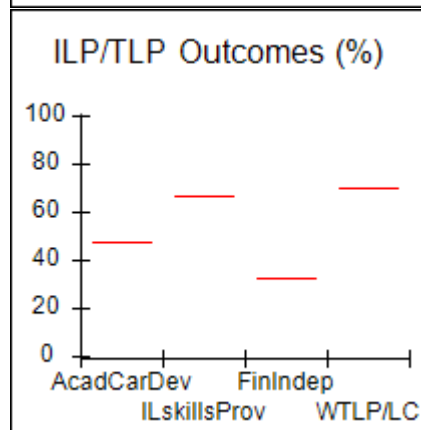
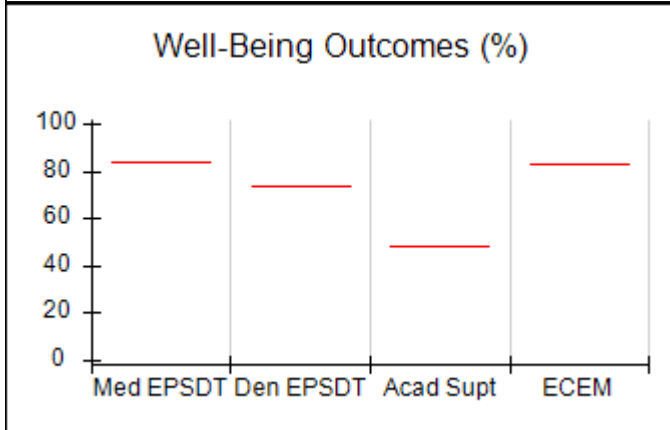
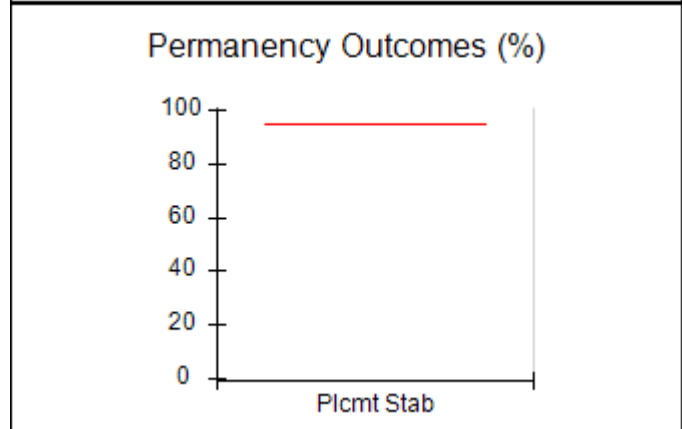
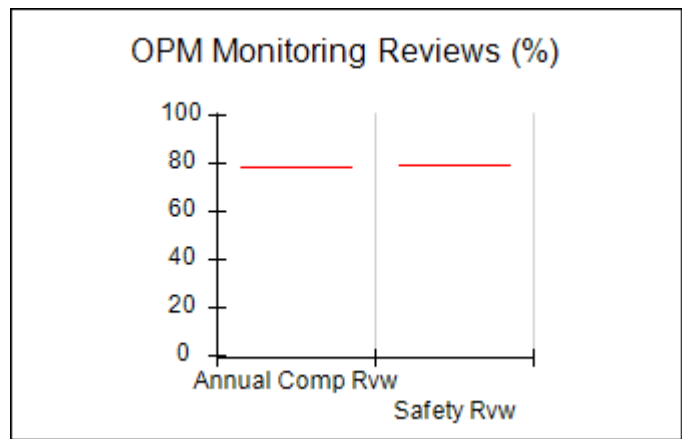
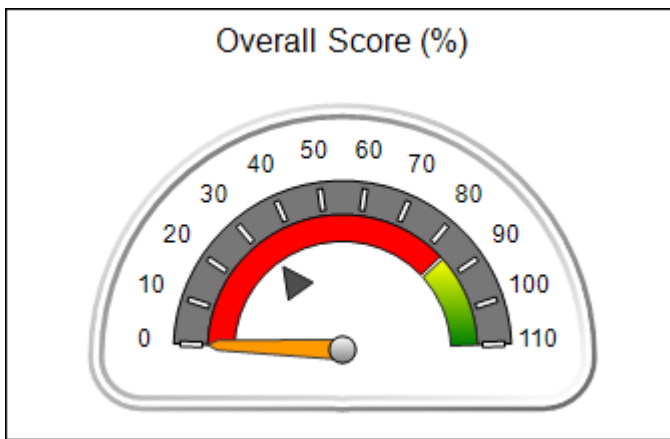
# Performance-Based Placement Measures RBWO Provider GA+SCORECARD - ILP/TLP

Report Quarter: Q4 FY2020

<b>Provider/Program Name: Life Skills Community Center - Premier (5424) - ILP</b>			
<b>7200 Premier Ln., Austell, GA 30168</b>	<b>Quarterly Scores (Grades)</b>		<b>Current Quarter Score (Grade)</b>
<b>Phone: 678-531-1512</b>	<b>Q1: (N/A)</b>	<b>Q2: 00.00 (F)</b>	<b>00.00% (F)</b>
<b>Vendor ID# 167893</b>	<b>Q3: 00.00 (F)</b>	<b>Q4: 00.00 (F)</b>	
<b>Program Census Information:</b>	<b># Children in Care During Quarter: 0</b>	<b># Placements During Quarter: 0</b>	<b># Children in Care On Last Day: 0</b>

## Quarterly Provider Comparisons to All ILP/TLPs

▼ — indicates average for all ILP/TLPs





## Performance-Based Placement Measures RBWO Provider GA+SCORECARD - ILP/TLP

Report Quarter: Q4 FY2020

Provider/Program Name: Life Skills Community Center - Premier (5424) - ILP				
7200 Premier Ln., Austell, GA 30168		Quarterly Scores (Grades)		Current Quarter Score (Grade)
Phone: 678-531-1512		Q1: (N/A)	Q2: 00.00 (F)	<b>00.00%</b> <b>(F)</b>
Vendor ID# 167893		Q3: 00.00 (F)	Q4: 00.00 (F)	
Program Census Information:		# Children in Care During Quarter: 0	# Placements During Quarter: 0	# Children in Care On Last Day: 0
	Avg Performance All ILP/TLPs (%)	Provider Performance (%)*	Possible Points (Weight)	Provider Points Earned
OPM Monitoring Reviews				
Annual Comprehensive Reviews	79%	Not Yet Conducted		
Safety Reviews	80%	Not Yet Conducted		
<b>Monitoring Sub-Total</b>				<b>0.00</b>
ILP/TLP Safety Outcomes				
Incidence of Maltreatment	0.00%	Not Eligible		
Staff Training/Foundations	55%	Not Eligible		
Staff Safety Checks	83%	Not Eligible		
<b>Safety Sub-Total</b>			<b>N/A</b>	
ILP/TLP Permanency Outcomes				
Placement Stability	95%	Not Eligible		
<b>Permanency Sub-Total</b>			<b>N/A</b>	
ILP/TLP Well-Being Outcomes				
EPSDT Medical Visits	84%	Not Eligible		
EPSDT Dental Visits	74%	Not Eligible		
Academic Supports	48%	Not Eligible		
Provider ECEM Visits	83%	Not Eligible		
Placements with Siblings	22%	Not Eligible	Not Scored	Not Scored
Placements within Legal County	15%	Not Eligible	Not Scored	Not Scored
<b>Well-Being Sub-Total</b>			<b>N/A</b>	
ILP/TLP Specialty Outcomes				
Academic/Career Development	47%	Not Eligible		
Ind Living Skills Provision	67%	Not Eligible		
Financial Independence	33%	Not Eligible		
WTLP/Life Coach	70%	Not Eligible		
<b>Specialty Sub-Total</b>			<b>N/A</b>	

\*Performance calculation descriptions can be found in the FY 2019 RBWO PBP Measurements and Standards Guide.

<b>Monitoring &amp; Outcomes: Possible Points = 0</b>	<b>Points Earned = N/A</b>
<b>Score Before Incentives Credit</b>	<b>#Error</b>



**Performance-Based Placement Measures**  
**RBWO Provider GA+SCORECARD - ILP/TLP**

Report Quarter: Q4 FY2020

<b>Incentives Awarded</b>	<b>00.00 pts</b>
<b>PBP Verification</b>	<b>N/A pts</b>
<b>Total Score</b>	<b>00.00%</b>

**Provider/Program Name: Life Skills Community Center - Premier (5424) - ILP**

Program Census Information:		# Children in Care During Quarter: 0	# Placements During Quarter: 0	# Children in Care On Last Day: 0
ILP/TLP Incentive Credits	Avg Performance All ILP/TLPs (Points)	Provider Performance (%)*	Possible Points (Weight)	Provider Points Earned
No DOC Involvement		Not Eligible	5	
Community Connections		Not Eligible	4	
Positive Permanency Connections		Not Eligible	5	
HS Grad/GED/Prof or Trade Certificate/College		N/A	10/5/5/1	
Part-Time Employment with Medical Benefits		Not Eligible	10	
Living Arrangements at Discharge		Not Eligible	10	
Additional Academic Supports		Not Eligible	2	
Additional IL Skills Provision		Not Eligible	5	
Active Agency Accreditation		0%	4	0.00
Staff Clinical Licensure		0%	5	0.00
<b>Incentives Total</b>	<b>10.51</b>			<b>0.00</b>

\*Performance calculation descriptions can be found in the FY 2019 RBWO PBP Measurements and Standards Guide.

**Child Protective Services Investigations and Dispositions**

The following investigations data, which is not used for scoring but is considered significant to a provider's performance, is from Georgia SHINES and is not considered final or complete until the end of the fiscal year.

Total Reports:	0
Number Screened In:	0
Number Screened Out:	0
Number Substantiated:	0
Number Unsubstantiated:	0
Number Active CPS Investigations:	0



# Performance-Based Placement Measures RBWO Provider GA+SCORECARD - ILP/TLP

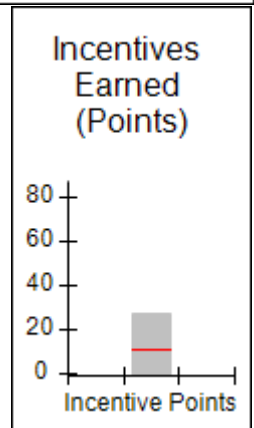
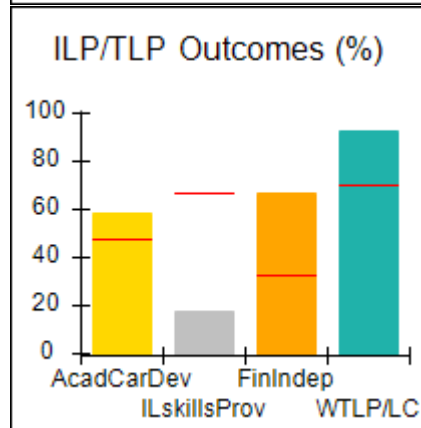
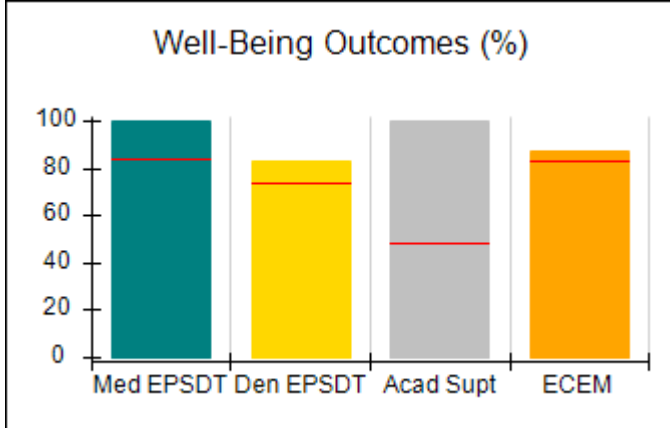
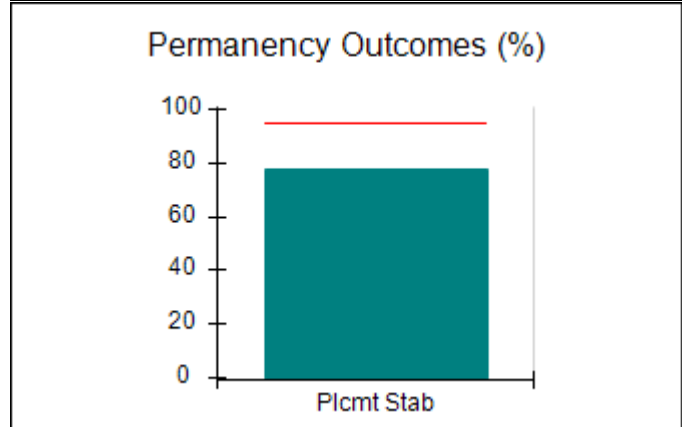
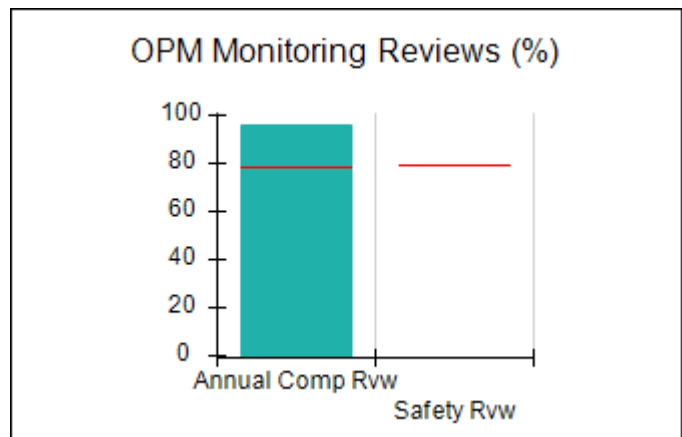
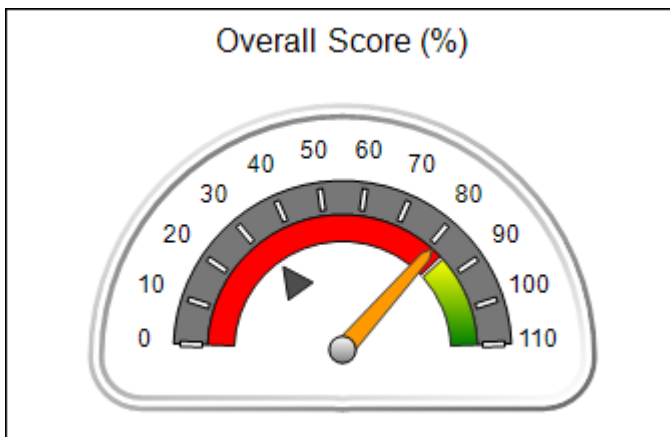
Report Quarter: Q4 FY2020

**Provider/Program Name: Little Debbie's Second Chance Home, Inc. - Decatur TLP (967) - TLP**

3900 Leprechaun Court, Decatur, GA 30034	Quarterly Scores (Grades)		Current Quarter Score (Grade)
Phone: 404-296-1311	Q1: 82.60 (B-)	Q2: 82.66 (B-)	<b>81.06%</b> <b>(B-)</b>
Vendor ID# 35447	Q3: 82.14 (B-)	Q4: 81.06 (B-)	
Program Census Information:	# Children in Care During Quarter: 9	# Placements During Quarter: 9	# Children in Care On Last Day: 6

## Quarterly Provider Comparisons to All ILP/TLPs

▼ — indicates average for all ILP/TLPs







## Performance-Based Placement Measures RBWO Provider GA+SCORECARD - ILP/TLP

Report Quarter: Q4 FY2020

<b>Provider/Program Name: Little Debbie's Second Chance Home, Inc. - Decatur TLP (967) - TLP</b>				
<b>3900 Leprechaun Court, Decatur, GA 30034</b>		<b>Quarterly Scores (Grades)</b>		<b>Current Quarter Score (Grade)</b>
<b>Phone: 404-296-1311</b>		<b>Q1: 82.60 (B-)</b>	<b>Q2: 82.66 (B-)</b>	<b>81.06% (B-)</b>
<b>Vendor ID# 35447</b>		<b>Q3: 82.14 (B-)</b>	<b>Q4: 81.06 (B-)</b>	
Program Census Information:		# Children in Care During Quarter: 9	# Placements During Quarter: 9	# Children in Care On Last Day: 6
	<b>Avg Performance All ILP/TLPs (%)</b>	<b>Provider Performance (%)*</b>	<b>Possible Points (Weight)</b>	<b>Provider Points Earned</b>
<b>OPM Monitoring Reviews</b>				
Annual Comprehensive Reviews	79%	96%	15	14.41
Safety Reviews	80%	Not Yet Conducted		
<b>Monitoring Sub-Total</b>			<b>15</b>	<b>14.41</b>
<b>ILP/TLP Safety Outcomes</b>				
Incidence of Maltreatment	0.00%	No Substantiated Reports	3	3.00
Staff Training/Foundations	55%	15%	5	0.75
Staff Safety Checks	83%	100%	5	5.00
<b>Safety Sub-Total</b>			<b>13</b>	<b>8.75</b>
<b>ILP/TLP Permanency Outcomes</b>				
Placement Stability	95%	78%	3	2.34
<b>Permanency Sub-Total</b>			<b>3</b>	<b>2.34</b>
<b>ILP/TLP Well-Being Outcomes</b>				
EPSDT Medical Visits	84%	100%	4	4.00
EPSDT Dental Visits	74%	83%	4	3.32
Academic Supports	48%	100%	2	2.00
Provider ECEM Visits	83%	87%	4	3.48
Placements with Siblings	22%	Not Eligible	Not Scored	Not Scored
Placements within Legal County	15%	0%	Not Scored	Not Scored
<b>Well-Being Sub-Total</b>			<b>14</b>	<b>12.80</b>
<b>ILP/TLP Specialty Outcomes</b>				
Academic/Career Development	47%	58%	10	5.80
Ind Living Skills Provision	67%	17%	15	2.55
Financial Independence	33%	67%	5	3.35
WTLP/Life Coach	70%	93%	15	13.95
<b>Specialty Sub-Total</b>			<b>45</b>	<b>25.65</b>
*Performance calculation descriptions can be found in the FY 2019 RBWO PBP Measurements and Standards Guide.				

**Monitoring & Outcomes: Possible Points = 95**

**Points Earned = 63.95**



**Performance-Based Placement Measures**  
**RBWO Provider GA+SCORECARD - ILP/TLP**

Report Quarter: Q4 FY2020

<b>Score Before Incentives Credit</b>	<b>71.06%</b>
<b>Incentives Awarded</b>	<b>10.00 pts</b>
<b>PBP Verification</b>	<b>N/A pts</b>
<b>Total Score</b>	<b>81.06%</b>

**Provider/Program Name: Little Debbie's Second Chance Home, Inc. - Decatur TLP (967) - TLP**

Program Census Information:		# Children in Care During Quarter: 9	# Placements During Quarter: 9	# Children in Care On Last Day: 6
ILP/TLP Incentive Credits	Avg Performance All ILP/TLPs (Points)	Provider Performance (%)*	Possible Points (Weight)	Provider Points Earned
No DOC Involvement		100%	5	5.00
Community Connections		0%	4	0.00
Positive Permanency Connections		0%	5	0.00
HS Grad/GED/Prof or Trade Certificate/College		N/A	10/5/5/1	20.00
Part-Time Employment with Medical Benefits		0%	10	0.00
Living Arrangements at Discharge		0%	10	0.00
Additional Academic Supports		100%	2	2.00
Additional IL Skills Provision		0%	5	0.00
Active Agency Accreditation		0%	4	0.00
Staff Clinical Licensure		0%	5	0.00
<b>Incentives Total</b>	<b>10.51</b>			<b>27.00</b>

\*Performance calculation descriptions can be found in the FY 2019 RBWO PBP Measurements and Standards Guide.

**Child Protective Services Investigations and Dispositions**

The following investigations data, which is not used for scoring but is considered significant to a provider's performance, is from Georgia SHINES and is not considered final or complete until the end of the fiscal year.

Total Reports:	0
Number Screened In:	0
Number Screened Out:	0
Number Substantiated:	0
Number Unsubstantiated:	0
Number Active CPS Investigations:	0




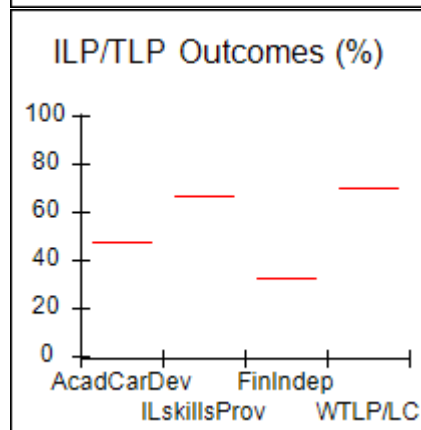
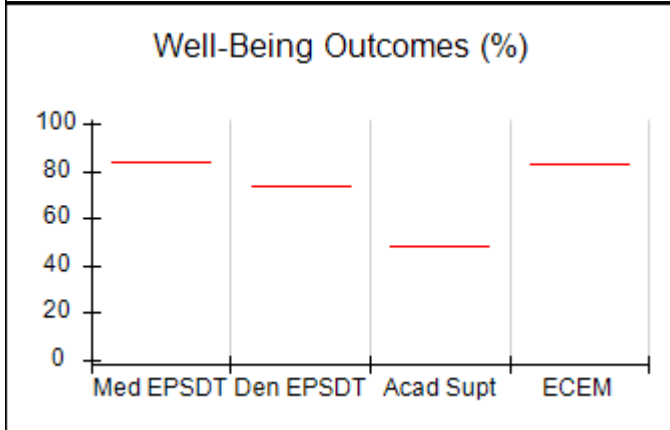
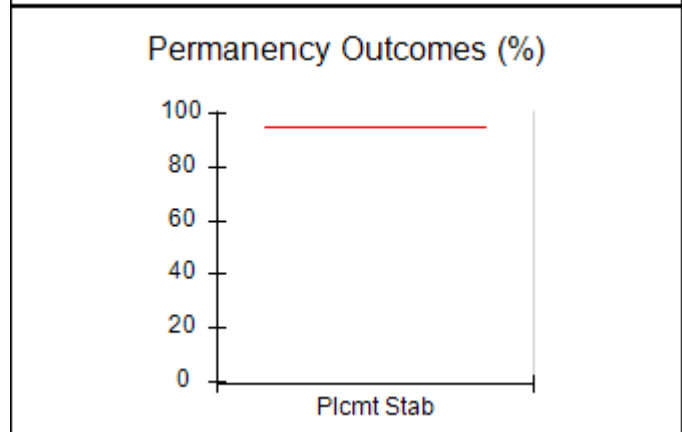
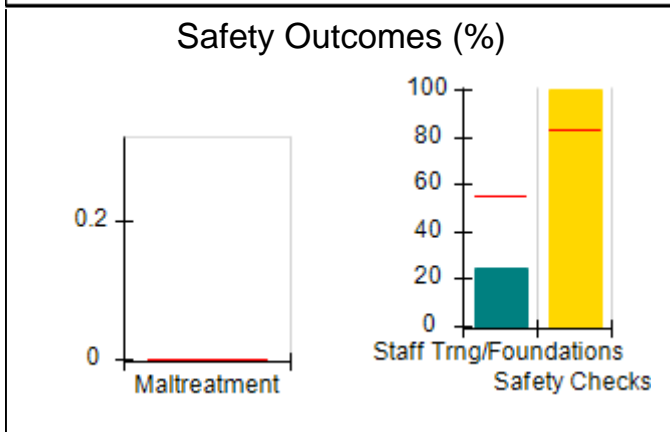
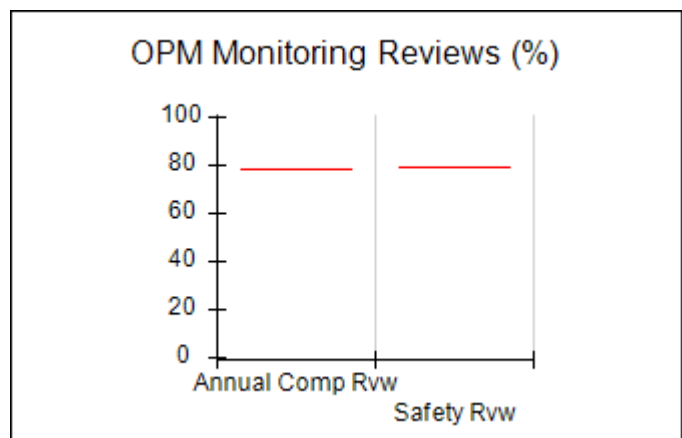
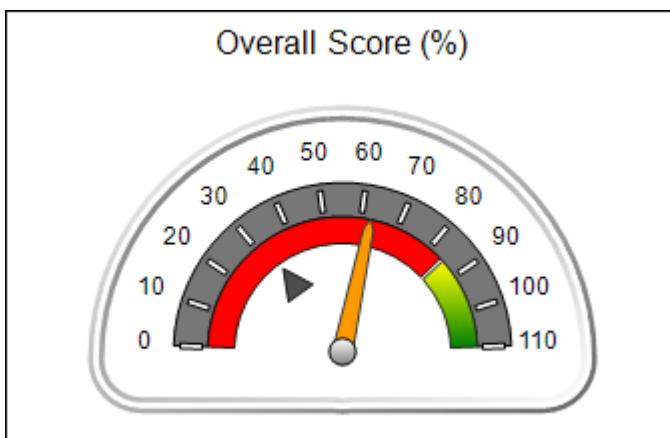
# Performance-Based Placement Measures RBWO Provider GA+SCORECARD - ILP/TLP

Report Quarter: Q4 FY2020

<b>Provider/Program Name: Little Debbie's Second Chance Home, Inc. - ILP (5235) - ILP</b>			
<b>3893 Leprechaun Court, Decatur, GA 30034</b>	<b>Quarterly Scores (Grades)</b>		<b>Current Quarter Score (Grade)</b>
<b>Phone: 404-296-1311</b>	<b>Q1: 102.00 (A+)</b>	<b>Q2: 102.00 (A+)</b>	<b>62.50% (D-)</b>
<b>Vendor ID# 143276</b>	<b>Q3: 100.00 (A+)</b>	<b>Q4: 62.50 (D-)</b>	
<b>Program Census Information:</b>	<b># Children in Care During Quarter: 0</b>	<b># Placements During Quarter: 0</b>	<b># Children in Care On Last Day: 0</b>

## Quarterly Provider Comparisons to All ILP/TLPs

▼ — indicates average for all ILP/TLPs





**Performance-Based Placement Measures**  
**RBWO Provider GA+SCORECARD - ILP/TLP**

Report Quarter: Q4 FY2020

<b>Provider/Program Name: Little Debbie's Second Chance Home, Inc. - ILP (5235) - ILP</b>				
<b>3893 Leprechaun Court, Decatur, GA 30034</b>		<b>Quarterly Scores (Grades)</b>		<b>Current Quarter Score (Grade)</b>
<b>Phone: 404-296-1311</b>		<b>Q1: 102.00 (A+)</b>	<b>Q2: 102.00 (A+)</b>	<b>62.50%</b> <b>(D-)</b>
<b>Vendor ID# 143276</b>		<b>Q3: 100.00 (A+)</b>	<b>Q4: 62.50 (D-)</b>	
Program Census Information:		# Children in Care During Quarter: 0	# Placements During Quarter: 0	# Children in Care On Last Day: 0
	<b>Avg Performance All ILP/TLPs (%)</b>	<b>Provider Performance (%)*</b>	<b>Possible Points (Weight)</b>	<b>Provider Points Earned</b>
<b>OPM Monitoring Reviews</b>				
Annual Comprehensive Reviews	79%	Not Yet Conducted		
Safety Reviews	80%	Not Yet Conducted		
<b>Monitoring Sub-Total</b>				<b>0.00</b>
<b>ILP/TLP Safety Outcomes</b>				
Incidence of Maltreatment	0.00%	Not Eligible		
Staff Training/Foundations	55%	25%	6.5	1.63
Staff Safety Checks	83%	100%	6.5	6.50
<b>Safety Sub-Total</b>			<b>13</b>	<b>8.13</b>
<b>ILP/TLP Permanency Outcomes</b>				
Placement Stability	95%	Not Eligible		
<b>Permanency Sub-Total</b>			<b>N/A</b>	
<b>ILP/TLP Well-Being Outcomes</b>				
EPSDT Medical Visits	84%	Not Eligible		
EPSDT Dental Visits	74%	Not Eligible		
Academic Supports	48%	Not Eligible		
Provider ECEM Visits	83%	Not Eligible		
Placements with Siblings	22%	Not Eligible	Not Scored	Not Scored
Placements within Legal County	15%	Not Eligible	Not Scored	Not Scored
<b>Well-Being Sub-Total</b>			<b>N/A</b>	
<b>ILP/TLP Specialty Outcomes</b>				
Academic/Career Development	47%	Not Eligible		
Ind Living Skills Provision	67%	Not Eligible		
Financial Independence	33%	Not Eligible		
WTLP/Life Coach	70%	Not Eligible		
<b>Specialty Sub-Total</b>			<b>N/A</b>	
*Performance calculation descriptions can be found in the FY 2019 RBWO PBP Measurements and Standards Guide.				

<b>Monitoring &amp; Outcomes: Possible Points = 13</b>	<b>Points Earned = 08.13</b>
<b>Score Before Incentives Credit</b>	<b>62.50%</b>



**Performance-Based Placement Measures**  
**RBWO Provider GA+SCORECARD - ILP/TLP**

Report Quarter: Q4 FY2020

<b>Incentives Awarded</b>	<b>00.00 pts</b>
<b>PBP Verification</b>	<b>N/A pts</b>
<b>Total Score</b>	<b>62.50%</b>

**Provider/Program Name: Little Debbie's Second Chance Home, Inc. - ILP (5235) - ILP**

Program Census Information:		# Children in Care During Quarter: 0	# Placements During Quarter: 0	# Children in Care On Last Day: 0
ILP/TLP Incentive Credits	Avg Performance All ILP/TLPs (Points)	Provider Performance (%)*	Possible Points (Weight)	Provider Points Earned
No DOC Involvement		Not Eligible	5	
Community Connections		Not Eligible	4	
Positive Permanency Connections		Not Eligible	5	
HS Grad/GED/Prof or Trade Certificate/College		N/A	10/5/5/1	
Part-Time Employment with Medical Benefits		Not Eligible	10	
Living Arrangements at Discharge		Not Eligible	10	
Additional Academic Supports		Not Eligible	2	
Additional IL Skills Provision		Not Eligible	5	
Active Agency Accreditation		0%	4	0.00
Staff Clinical Licensure		0%	5	0.00
<b>Incentives Total</b>	<b>10.51</b>			<b>0.00</b>

\*Performance calculation descriptions can be found in the FY 2019 RBWO PBP Measurements and Standards Guide.

**Child Protective Services Investigations and Dispositions**

The following investigations data, which is not used for scoring but is considered significant to a provider's performance, is from Georgia SHINES and is not considered final or complete until the end of the fiscal year.

Total Reports:	0
Number Screened In:	0
Number Screened Out:	0
Number Substantiated:	0
Number Unsubstantiated:	0
Number Active CPS Investigations:	0




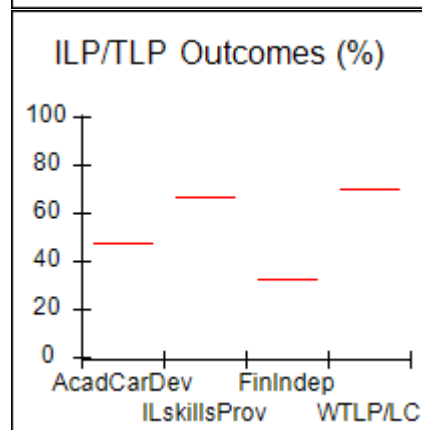
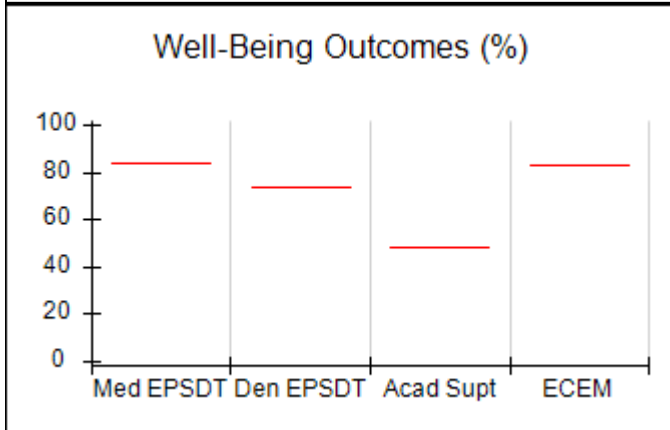
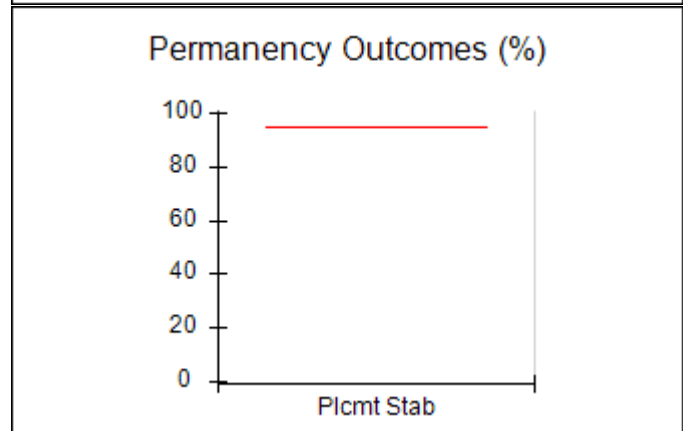
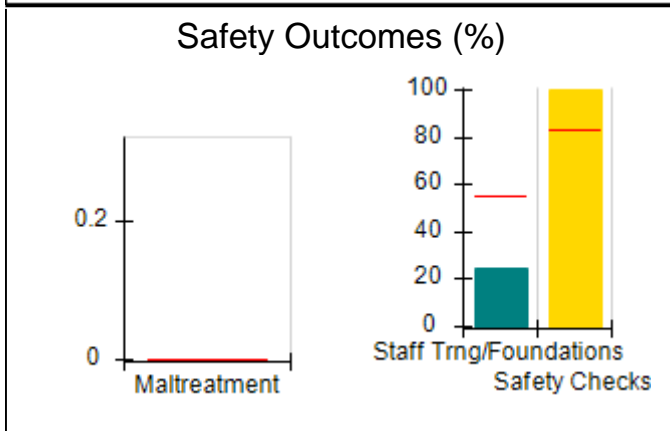
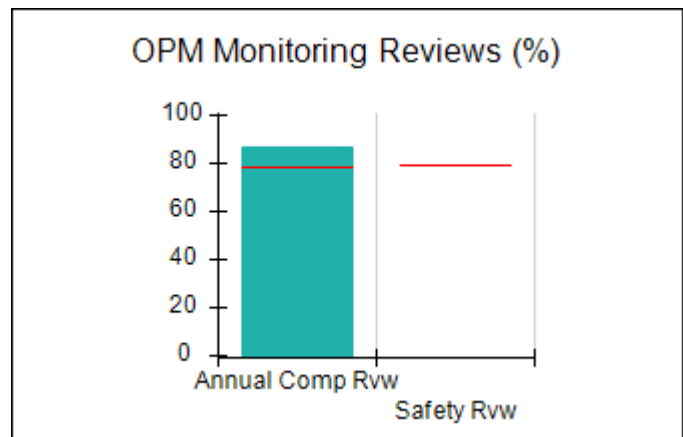
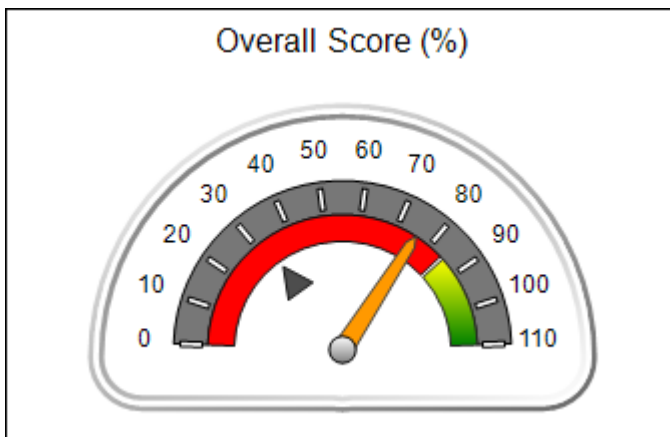
# Performance-Based Placement Measures RBWO Provider GA+SCORECARD - ILP/TLP

Report Quarter: Q4 FY2020

<b>Provider/Program Name: Little Debbie's Second Chance Home, Inc. - Redan ILP (5213) - ILP</b>			
1597 Smithson Drive, Lithonia, GA 30058	Quarterly Scores (Grades)		Current Quarter Score (Grade)
Phone: 404-296-1311	Q1: 96.86 (A)	Q2: 96.86 (A)	<b>75.61%</b> <b>(C)</b>
Vendor ID# 136090	Q3: 93.02 (A-)	Q4: 75.61 (C)	
Program Census Information:	# Children in Care During Quarter: 0	# Placements During Quarter: 0	# Children in Care On Last Day: 0

## Quarterly Provider Comparisons to All ILP/TLPs

▼ — indicates average for all ILP/TLPs





## Performance-Based Placement Measures RBWO Provider GA+SCORECARD - ILP/TLP

Report Quarter: Q4 FY2020

<b>Provider/Program Name: Little Debbie's Second Chance Home, Inc. - Redan ILP (5213) - ILP</b>				
<b>1597 Smithson Drive, Lithonia, GA 30058</b>		<b>Quarterly Scores (Grades)</b>		<b>Current Quarter Score (Grade)</b>
<b>Phone: 404-296-1311</b>		<b>Q1: 96.86 (A)</b>	<b>Q2: 96.86 (A)</b>	<b>75.61% (C)</b>
<b>Vendor ID# 136090</b>		<b>Q3: 93.02 (A-)</b>	<b>Q4: 75.61 (C)</b>	
Program Census Information:		# Children in Care During Quarter: 0	# Placements During Quarter: 0	# Children in Care On Last Day: 0
	<b>Avg Performance All ILP/TLPs (%)</b>	<b>Provider Performance (%)*</b>	<b>Possible Points (Weight)</b>	<b>Provider Points Earned</b>
<b>OPM Monitoring Reviews</b>				
Annual Comprehensive Reviews	79%	87%	15	13.05
Safety Reviews	80%	Not Yet Conducted		
<b>Monitoring Sub-Total</b>			<b>15</b>	<b>13.05</b>
<b>ILP/TLP Safety Outcomes</b>				
Incidence of Maltreatment	0.00%	Not Eligible		
Staff Training/Foundations	55%	25%	6.5	1.63
Staff Safety Checks	83%	100%	6.5	6.50
<b>Safety Sub-Total</b>			<b>13</b>	<b>8.13</b>
<b>ILP/TLP Permanency Outcomes</b>				
Placement Stability	95%	Not Eligible		
<b>Permanency Sub-Total</b>			<b>N/A</b>	
<b>ILP/TLP Well-Being Outcomes</b>				
EPSDT Medical Visits	84%	Not Eligible		
EPSDT Dental Visits	74%	Not Eligible		
Academic Supports	48%	Not Eligible		
Provider ECEM Visits	83%	Not Eligible		
Placements with Siblings	22%	Not Eligible	Not Scored	Not Scored
Placements within Legal County	15%	Not Eligible	Not Scored	Not Scored
<b>Well-Being Sub-Total</b>			<b>N/A</b>	
<b>ILP/TLP Specialty Outcomes</b>				
Academic/Career Development	47%	Not Eligible		
Ind Living Skills Provision	67%	Not Eligible		
Financial Independence	33%	Not Eligible		
WTLP/Life Coach	70%	Not Eligible		
<b>Specialty Sub-Total</b>			<b>N/A</b>	
*Performance calculation descriptions can be found in the FY 2019 RBWO PBP Measurements and Standards Guide.				

<b>Monitoring &amp; Outcomes: Possible Points = 28</b>	<b>Points Earned = 21.17</b>
--	------------------------------



## Performance-Based Placement Measures RBWO Provider GA+SCORECARD - ILP/TLP

Report Quarter: Q4 FY2020

<b>Score Before Incentives Credit</b>	<b>75.61%</b>
<b>Incentives Awarded</b>	<b>00.00 pts</b>
<b>PBP Verification</b>	<b>N/A pts</b>
<b>Total Score</b>	<b>75.61%</b>

### Provider/Program Name: Little Debbie's Second Chance Home, Inc. - Redan ILP (5213) - ILP

Program Census Information:	# Children in Care During Quarter: 0	# Placements During Quarter: 0	# Children in Care On Last Day: 0	
ILP/TLP Incentive Credits	Avg Performance All ILP/TLPs (Points)	Provider Performance (%)*	Possible Points (Weight)	Provider Points Earned
No DOC Involvement		Not Eligible	5	
Community Connections		Not Eligible	4	
Positive Permanency Connections		Not Eligible	5	
HS Grad/GED/Prof or Trade Certificate/College		N/A	10/5/5/1	
Part-Time Employment with Medical Benefits		Not Eligible	10	
Living Arrangements at Discharge		Not Eligible	10	
Additional Academic Supports		Not Eligible	2	
Additional IL Skills Provision		Not Eligible	5	
Active Agency Accreditation		0%	4	0.00
Staff Clinical Licensure		0%	5	0.00
<b>Incentives Total</b>	<b>10.51</b>			<b>0.00</b>

\*Performance calculation descriptions can be found in the FY 2019 RBWO PBP Measurements and Standards Guide.

### Child Protective Services Investigations and Dispositions

The following investigations data, which is not used for scoring but is considered significant to a provider's performance, is from Georgia SHINES and is not considered final or complete until the end of the fiscal year.

Total Reports:	0
Number Screened In:	0
Number Screened Out:	0
Number Substantiated:	0
Number Unsubstantiated:	0
Number Active CPS Investigations:	0






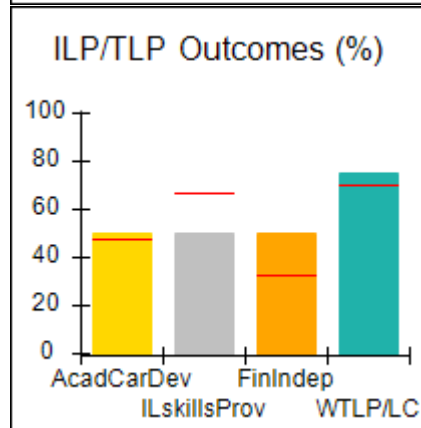
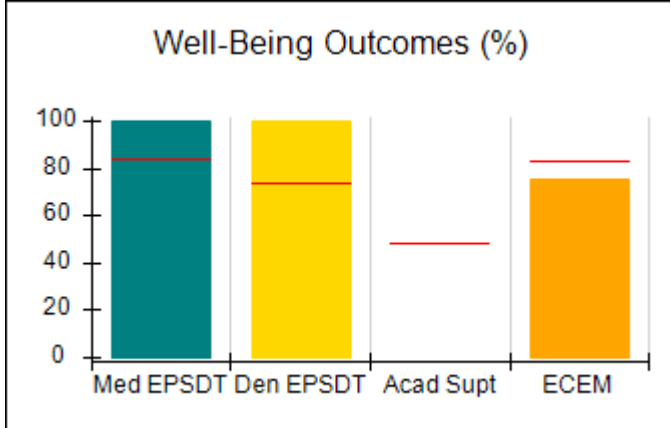
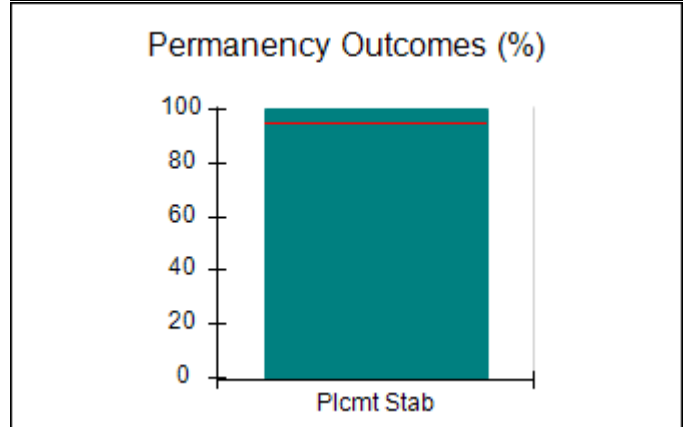
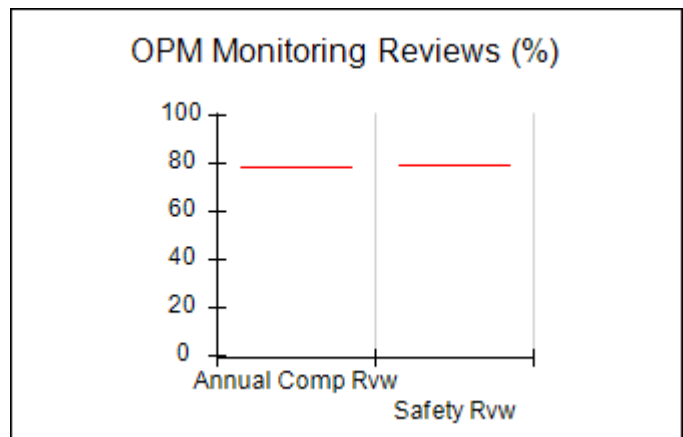
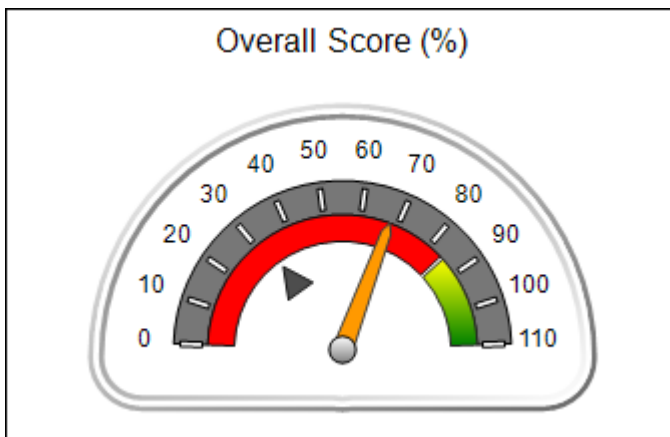
# Performance-Based Placement Measures RBWO Provider GA+SCORECARD - ILP/TLP

Report Quarter: Q4 FY2020

<b>Provider/Program Name: Little Debbie's Second Chance Home, Inc. - Young Rd ILP (5281) - ILP</b>			
1947 Young Road, Lithonia, GA 30058	Quarterly Scores (Grades)		Current Quarter Score (Grade)
Phone: 404-296-1311	Q1: 82.94 (B-)	Q2: 102.00 (A+)	<b>67.79%</b> <b>(D+)</b>
Vendor ID# 153772	Q3: 100.00 (A+)	Q4: 67.79 (D+)	
Program Census Information:	# Children in Care During Quarter: 2	# Placements During Quarter: 2	# Children in Care On Last Day: 2

## Quarterly Provider Comparisons to All ILP/TLPs

▼ — indicates average for all ILP/TLPs





## Performance-Based Placement Measures RBWO Provider GA+SCORECARD - ILP/TLP

Report Quarter: Q4 FY2020

<b>Provider/Program Name: Little Debbie's Second Chance Home, Inc. - Young Rd ILP (5281) - ILP</b>				
<b>1947 Young Road, Lithonia, GA 30058</b>		<b>Quarterly Scores (Grades)</b>		<b>Current Quarter Score (Grade)</b>
<b>Phone: 404-296-1311</b>		<b>Q1: 82.94 (B-)</b>	<b>Q2: 102.00 (A+)</b>	<b>67.79% (D+)</b>
<b>Vendor ID# 153772</b>		<b>Q3: 100.00 (A+)</b>	<b>Q4: 67.79 (D+)</b>	
Program Census Information:		# Children in Care During Quarter: 2	# Placements During Quarter: 2	# Children in Care On Last Day: 2
	<b>Avg Performance All ILP/TLPs (%)</b>	<b>Provider Performance (%)*</b>	<b>Possible Points (Weight)</b>	<b>Provider Points Earned</b>
<b>OPM Monitoring Reviews</b>				
Annual Comprehensive Reviews	79%	Not Yet Conducted		
Safety Reviews	80%	Not Yet Conducted		
<b>Monitoring Sub-Total</b>				<b>0.00</b>
<b>ILP/TLP Safety Outcomes</b>				
Incidence of Maltreatment	0.00%	No Substantiated Reports	3	3.00
Staff Training/Foundations	55%	29%	5	1.45
Staff Safety Checks	83%	100%	5	5.00
<b>Safety Sub-Total</b>			<b>13</b>	<b>9.45</b>
<b>ILP/TLP Permanency Outcomes</b>				
Placement Stability	95%	100%	3	3.00
<b>Permanency Sub-Total</b>			<b>3</b>	<b>3.00</b>
<b>ILP/TLP Well-Being Outcomes</b>				
EPSDT Medical Visits	84%	100%	4.7	4.67
EPSDT Dental Visits	74%	100%	4.7	4.67
Academic Supports	48%	Not Eligible		
Provider ECEM Visits	83%	75%	4.7	3.50
Placements with Siblings	22%	Not Eligible	Not Scored	Not Scored
Placements within Legal County	15%	100%	Not Scored	Not Scored
<b>Well-Being Sub-Total</b>			<b>14</b>	<b>12.83</b>
<b>ILP/TLP Specialty Outcomes</b>				
Academic/Career Development	47%	50%	10	5.00
Ind Living Skills Provision	67%	50%	15	7.50
Financial Independence	33%	50%	5	2.50
WTLP/Life Coach	70%	75%	15	11.25
<b>Specialty Sub-Total</b>			<b>45</b>	<b>26.25</b>
*Performance calculation descriptions can be found in the FY 2019 RBWO PBP Measurements and Standards Guide.				

<b>Monitoring &amp; Outcomes: Possible Points = 80</b>	<b>Points Earned = 51.53</b>
--	------------------------------



**Performance-Based Placement Measures**  
**RBWO Provider GA+SCORECARD - ILP/TLP**

Report Quarter: Q4 FY2020

<b>Score Before Incentives Credit</b>	<b>68.71%</b>
<b>Incentives Awarded</b>	<b>03.75 pts</b>
<b>PBP Verification</b>	<b>-4.67 pts</b>
<b>Total Score</b>	<b>67.79%</b>

**Provider/Program Name: Little Debbie's Second Chance Home, Inc. - Young Rd ILP (5281) - ILP**

Program Census Information:		# Children in Care During Quarter: 2	# Placements During Quarter: 2	# Children in Care On Last Day: 2
ILP/TLP Incentive Credits	Avg Performance All ILP/TLPs (Points)	Provider Performance (%)*	Possible Points (Weight)	Provider Points Earned
No DOC Involvement		75%	5	3.75
Community Connections		0%	4	0.00
Positive Permanency Connections		0%	5	0.00
HS Grad/GED/Prof or Trade Certificate/College		N/A	10/5/5/1	
Part-Time Employment with Medical Benefits		Not Eligible	10	
Living Arrangements at Discharge		Not Eligible	10	
Additional Academic Supports		Not Eligible	2	
Additional IL Skills Provision		0%	5	0.00
Active Agency Accreditation		0%	4	0.00
Staff Clinical Licensure		0%	5	0.00
<b>Incentives Total</b>	<b>10.51</b>			<b>3.75</b>

\*Performance calculation descriptions can be found in the FY 2019 RBWO PBP Measurements and Standards Guide.

**Child Protective Services Investigations and Dispositions**

The following investigations data, which is not used for scoring but is considered significant to a provider's performance, is from Georgia SHINES and is not considered final or complete until the end of the fiscal year.

Total Reports:	0
Number Screened In:	0
Number Screened Out:	0
Number Substantiated:	0
Number Unsubstantiated:	0
Number Active CPS Investigations:	0

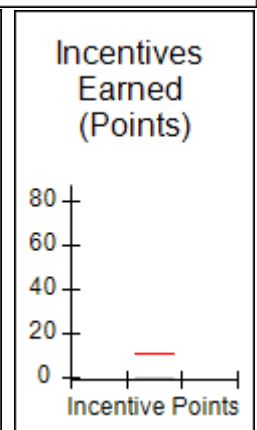
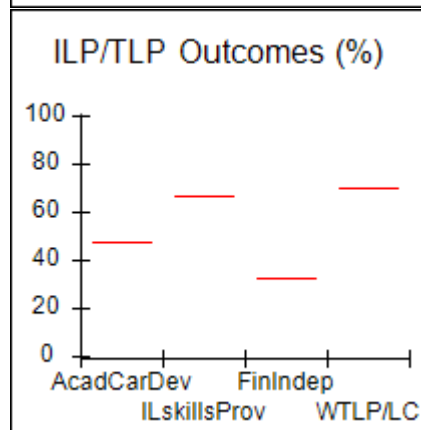
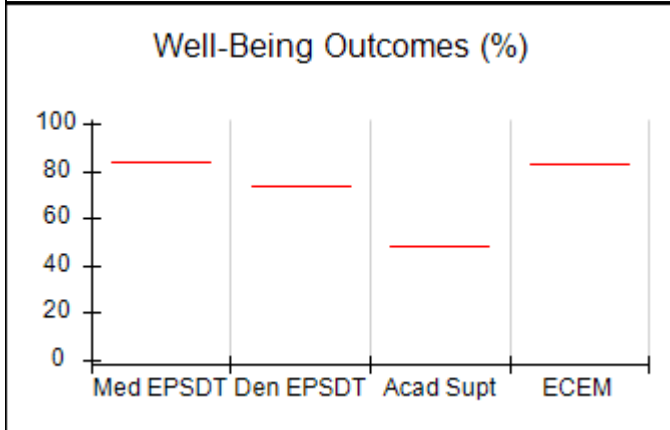
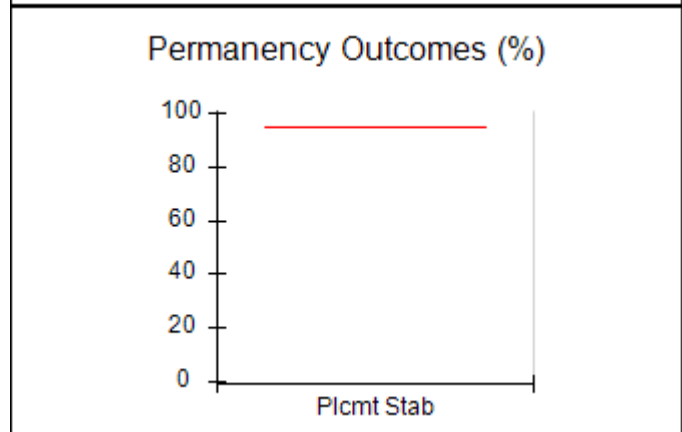
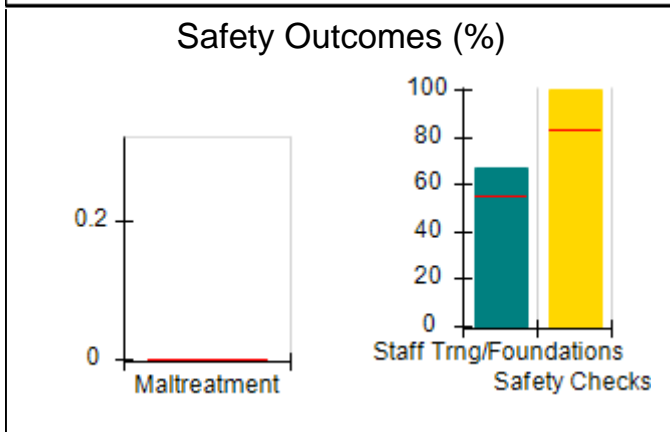
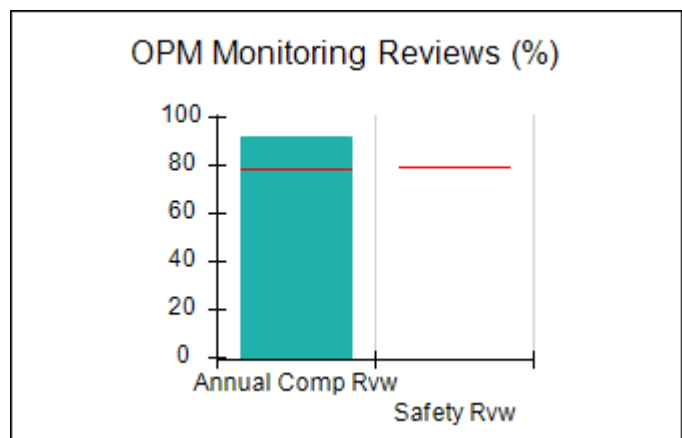
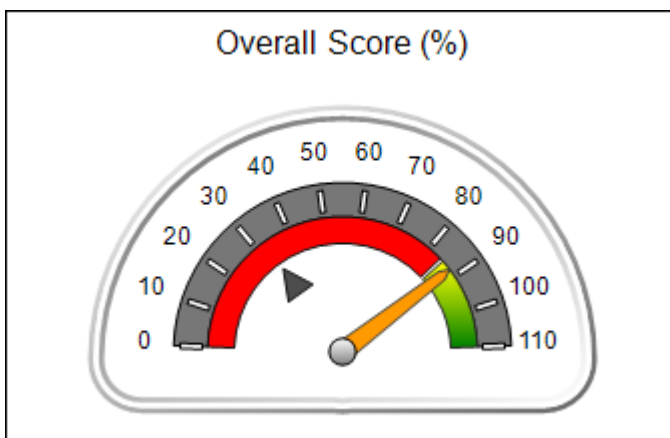


# Performance-Based Placement Measures RBWO Provider GA+SCORECARD - ILP/TLP

Report Quarter: Q4 FY2020

<b>Provider/Program Name: Mentoring Youth Services - ILP (5165) - ILP</b>			
2031 6th Avenue, Columbus, GA 31904	Quarterly Scores (Grades)		Current Quarter Score (Grade)
Phone: (706) 221-1973	Q1: 95.40 (A)	Q2: 95.54 (A)	<b>87.88%</b> <b>(B+)</b>
Vendor ID# 144099	Q3: 95.54 (A)	Q4: 87.88 (B+)	
Program Census Information:	# Children in Care During Quarter: 0	# Placements During Quarter: 0	# Children in Care On Last Day: 0
<b>Quarterly Provider Comparisons to All ILP/TLPs</b>			

▼ — indicates average for all ILP/TLPs





## Performance-Based Placement Measures RBWO Provider GA+SCORECARD - ILP/TLP

Report Quarter: Q4 FY2020

<b>Provider/Program Name: Mentoring Youth Services - ILP (5165) - ILP</b>				
2031 6th Avenue, Columbus, GA 31904		Quarterly Scores (Grades)		Current Quarter Score (Grade)
Phone: (706) 221-1973		Q1: 95.40 (A)	Q2: 95.54 (A)	<b>87.88%</b> <b>(B+)</b>
Vendor ID# 144099		Q3: 95.54 (A)	Q4: 87.88 (B+)	
Program Census Information:		# Children in Care During Quarter: 0	# Placements During Quarter: 0	# Children in Care On Last Day: 0
	Avg Performance All ILP/TLPs (%)	Provider Performance (%)*	Possible Points (Weight)	Provider Points Earned
<b>OPM Monitoring Reviews</b>				
Annual Comprehensive Reviews	79%	92%	15	13.75
Safety Reviews	80%	Not Yet Conducted		
<b>Monitoring Sub-Total</b>			<b>15</b>	<b>13.75</b>
<b>ILP/TLP Safety Outcomes</b>				
Incidence of Maltreatment	0.00%	Not Eligible		
Staff Training/Foundations	55%	67%	6.5	4.36
Staff Safety Checks	83%	100%	6.5	6.50
<b>Safety Sub-Total</b>			<b>13</b>	<b>10.86</b>
<b>ILP/TLP Permanency Outcomes</b>				
Placement Stability	95%	Not Eligible		
<b>Permanency Sub-Total</b>			<b>N/A</b>	
<b>ILP/TLP Well-Being Outcomes</b>				
EPSDT Medical Visits	84%	Not Eligible		
EPSDT Dental Visits	74%	Not Eligible		
Academic Supports	48%	Not Eligible		
Provider ECEM Visits	83%	Not Eligible		
Placements with Siblings	22%	Not Eligible	Not Scored	Not Scored
Placements within Legal County	15%	Not Eligible	Not Scored	Not Scored
<b>Well-Being Sub-Total</b>			<b>N/A</b>	
<b>ILP/TLP Specialty Outcomes</b>				
Academic/Career Development	47%	Not Eligible		
Ind Living Skills Provision	67%	Not Eligible		
Financial Independence	33%	Not Eligible		
WTLP/Life Coach	70%	Not Eligible		
<b>Specialty Sub-Total</b>			<b>N/A</b>	
*Performance calculation descriptions can be found in the FY 2019 RBWO PBP Measurements and Standards Guide.				

<b>Monitoring &amp; Outcomes: Possible Points = 28</b>	<b>Points Earned = 24.61</b>
<b>Score Before Incentives Credit</b>	<b>87.88%</b>



**Performance-Based Placement Measures**  
**RBWO Provider GA+SCORECARD - ILP/TLP**

Report Quarter: Q4 FY2020

<b>Incentives Awarded</b>	<b>00.00 pts</b>
<b>PBP Verification</b>	<b>N/A pts</b>
<b>Total Score</b>	<b>87.88%</b>

**Provider/Program Name: Mentoring Youth Services - ILP (5165) - ILP**

Program Census Information:		# Children in Care During Quarter: 0	# Placements During Quarter: 0	# Children in Care On Last Day: 0
ILP/TLP Incentive Credits	Avg Performance All ILP/TLPs (Points)	Provider Performance (%)*	Possible Points (Weight)	Provider Points Earned
No DOC Involvement		Not Eligible	5	
Community Connections		Not Eligible	4	
Positive Permanency Connections		Not Eligible	5	
HS Grad/GED/Prof or Trade Certificate/College		N/A	10/5/5/1	
Part-Time Employment with Medical Benefits		Not Eligible	10	
Living Arrangements at Discharge		Not Eligible	10	
Additional Academic Supports		Not Eligible	2	
Additional IL Skills Provision		Not Eligible	5	
Active Agency Accreditation		0%	4	0.00
Staff Clinical Licensure		0%	5	0.00
<b>Incentives Total</b>	<b>10.51</b>			<b>0.00</b>

\*Performance calculation descriptions can be found in the FY 2019 RBWO PBP Measurements and Standards Guide.

**Child Protective Services Investigations and Dispositions**

The following investigations data, which is not used for scoring but is considered significant to a provider's performance, is from Georgia SHINES and is not considered final or complete until the end of the fiscal year.

Total Reports:	0
Number Screened In:	0
Number Screened Out:	0
Number Substantiated:	0
Number Unsubstantiated:	0
Number Active CPS Investigations:	0




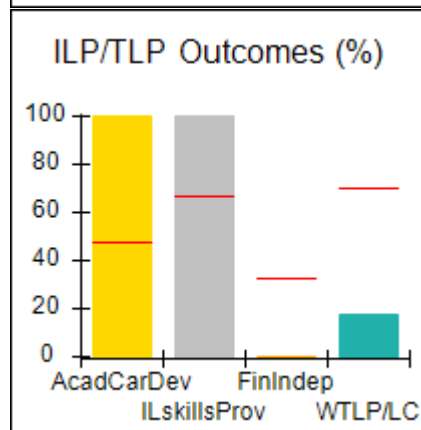
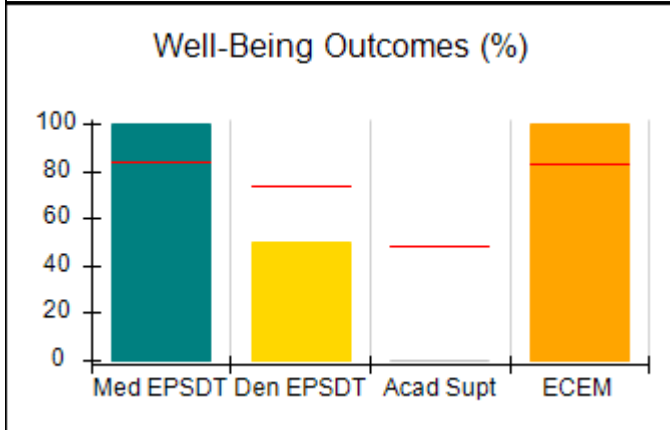
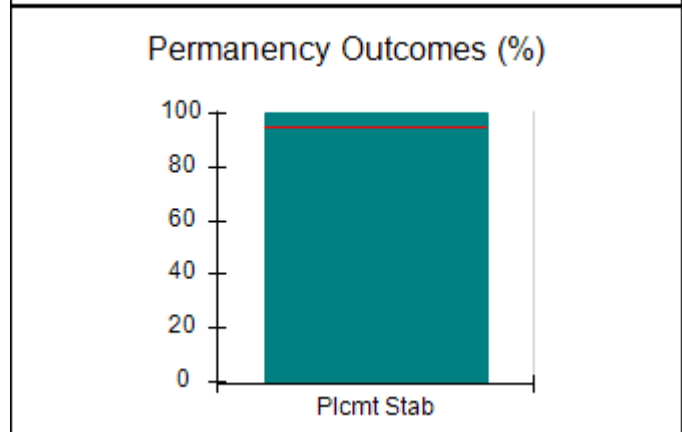
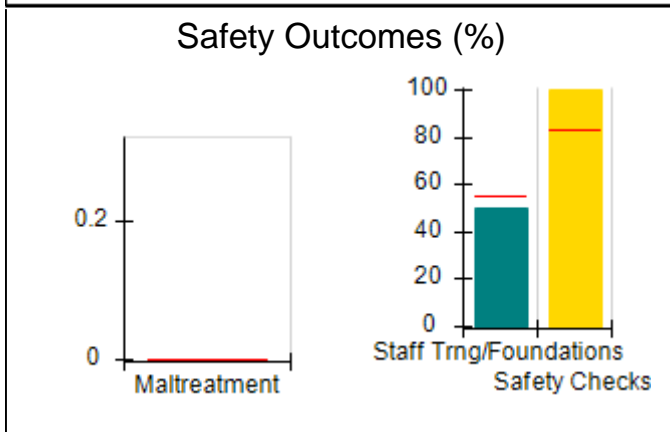
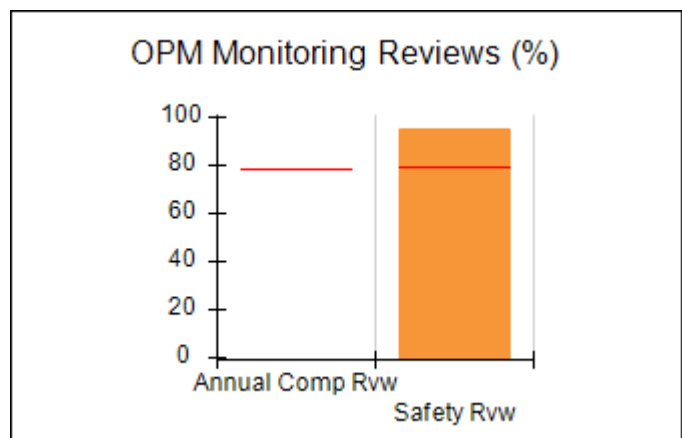
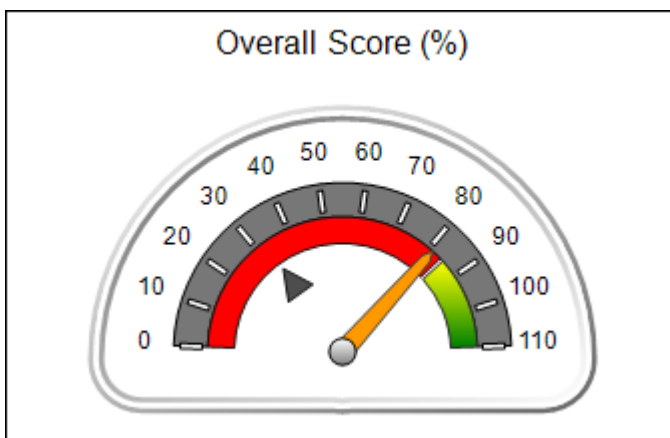
# Performance-Based Placement Measures RBWO Provider GA+SCORECARD - ILP/TLP

Report Quarter: Q4 FY2020

<b>Provider/Program Name: MorganBay Healthcare Provider, LLC - ILP (5376) - ILP</b>			
855 Mt Zion Rd., Jonesboro, GA 30236	Quarterly Scores (Grades)		Current Quarter Score (Grade)
Phone: 678-834-5764	Q1: 88.82 (B+)	Q2: 95.24 (A)	<b>81.24%</b> <b>(B-)</b>
Vendor ID# 161825	Q3: 93.14 (A-)	Q4: 81.24 (B-)	
Program Census Information:	# Children in Care During Quarter: 2	# Placements During Quarter: 2	# Children in Care On Last Day: 2

## Quarterly Provider Comparisons to All ILP/TLPs

▼ — indicates average for all ILP/TLPs





## Performance-Based Placement Measures RBWO Provider GA+SCORECARD - ILP/TLP

Report Quarter: Q4 FY2020

Provider/Program Name: MorganBay Healthcare Provider, LLC - ILP (5376) - ILP				
855 Mt Zion Rd., Jonesboro, GA 30236		Quarterly Scores (Grades)		Current Quarter Score (Grade)
Phone: 678-834-5764		Q1: 88.82 (B+)	Q2: 95.24 (A)	<b>81.24%</b> <b>(B-)</b>
Vendor ID# 161825		Q3: 93.14 (A-)	Q4: 81.24 (B-)	
Program Census Information:		# Children in Care During Quarter: 2	# Placements During Quarter: 2	# Children in Care On Last Day: 2
	Avg Performance All ILP/TLPs (%)	Provider Performance (%)*	Possible Points (Weight)	Provider Points Earned
OPM Monitoring Reviews				
Annual Comprehensive Reviews	79%	Not Yet Conducted		
Safety Reviews	80%	95%	10	9.50
<b>Monitoring Sub-Total</b>			<b>10</b>	<b>9.50</b>
ILP/TLP Safety Outcomes				
Incidence of Maltreatment	0.00%	No Substantiated Reports	3	3.00
Staff Training/Foundations	55%	50%	5	2.50
Staff Safety Checks	83%	100%	5	5.00
<b>Safety Sub-Total</b>			<b>13</b>	<b>10.50</b>
ILP/TLP Permanency Outcomes				
Placement Stability	95%	100%	3	3.00
<b>Permanency Sub-Total</b>			<b>3</b>	<b>3.00</b>
ILP/TLP Well-Being Outcomes				
EPSDT Medical Visits	84%	100%	4	4.00
EPSDT Dental Visits	74%	50%	4	2.00
Academic Supports	48%	0%	2	0.00
Provider ECEM Visits	83%	100%	4	4.00
Placements with Siblings	22%	Not Eligible	Not Scored	Not Scored
Placements within Legal County	15%	Not Eligible	Not Scored	Not Scored
<b>Well-Being Sub-Total</b>			<b>14</b>	<b>10.00</b>
ILP/TLP Specialty Outcomes				
Academic/Career Development	47%	100%	10	10.00
Ind Living Skills Provision	67%	100%	15	15.00
Financial Independence	33%	0%	5	0.00
WTLP/Life Coach	70%	17%	15	2.55
<b>Specialty Sub-Total</b>			<b>45</b>	<b>27.55</b>
*Performance calculation descriptions can be found in the FY 2019 RBWO PBP Measurements and Standards Guide.				

<b>Monitoring &amp; Outcomes: Possible Points = 85</b>	<b>Points Earned = 60.55</b>
--	------------------------------





## Performance-Based Placement Measures RBWO Provider GA+SCORECARD - ILP/TLP

Report Quarter: Q4 FY2020

<b>Score Before Incentives Credit</b>	<b>71.24%</b>
<b>Incentives Awarded</b>	<b>10.00 pts</b>
<b>PBP Verification</b>	<b>N/A pts</b>
<b>Total Score</b>	<b>81.24%</b>

<b>Provider/Program Name: MorganBay Healthcare Provider, LLC - ILP (5376) - ILP</b>				
Program Census Information:		# Children in Care During Quarter: 2	# Placements During Quarter: 2	# Children in Care On Last Day: 2
ILP/TLP Incentive Credits	Avg Performance All ILP/TLPs (Points)	Provider Performance (%)*	Possible Points (Weight)	Provider Points Earned
No DOC Involvement		0%	5	0.00
Community Connections		50%	4	2.00
Positive Permanency Connections		0%	5	0.00
HS Grad/GED/Prof or Trade Certificate/College		N/A	10/5/5/1	10.00
Part-Time Employment with Medical Benefits		Not Eligible	10	
Living Arrangements at Discharge		Not Eligible	10	
Additional Academic Supports		0%	2	0.00
Additional IL Skills Provision		100%	5	5.00
Active Agency Accreditation		0%	4	0.00
Staff Clinical Licensure		0%	5	0.00
<b>Incentives Total</b>	<b>10.51</b>			<b>17.00</b>

\*Performance calculation descriptions can be found in the FY 2019 RBWO PBP Measurements and Standards Guide.

<b>Child Protective Services Investigations and Dispositions</b>	
The following investigations data, which is not used for scoring but is considered significant to a provider's performance, is from Georgia SHINES and is not considered final or complete until the end of the fiscal year.	
Total Reports:	0
Number Screened In:	0
Number Screened Out:	0
Number Substantiated:	0
Number Unsubstantiated:	0
Number Active CPS Investigations:	0

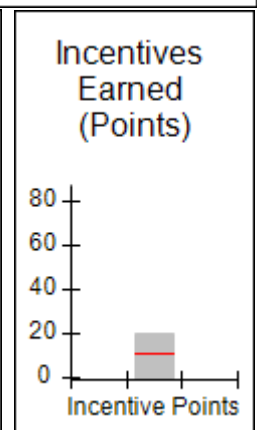
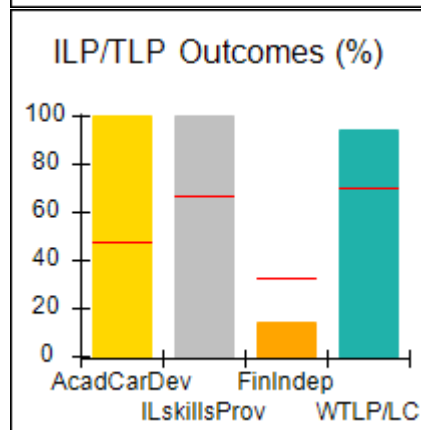
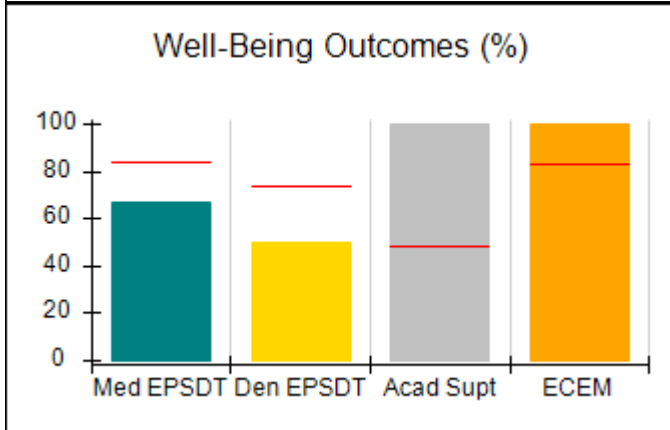
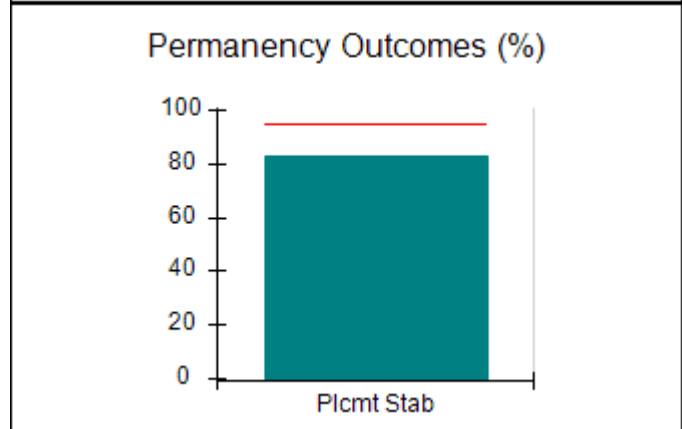
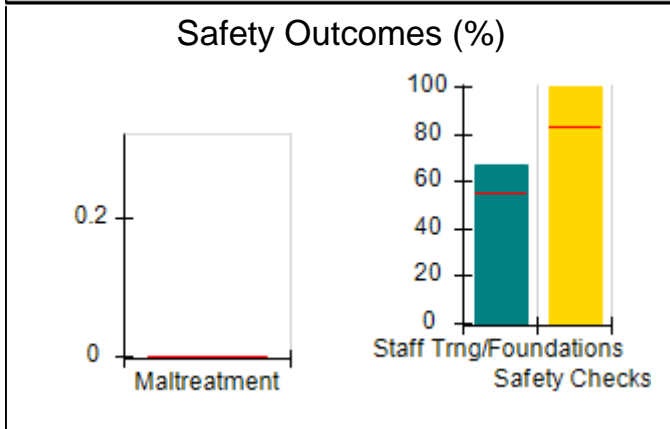
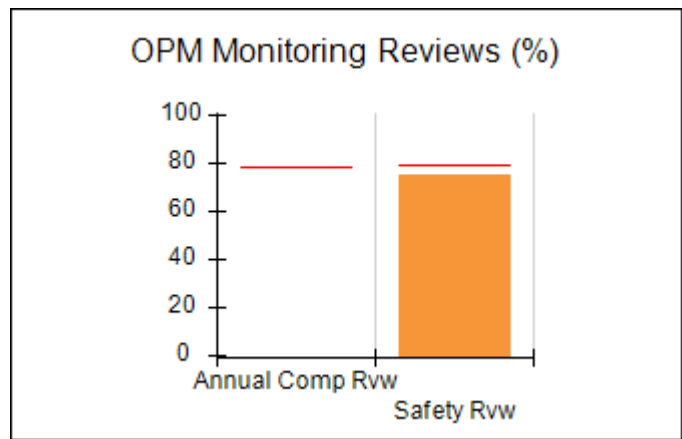
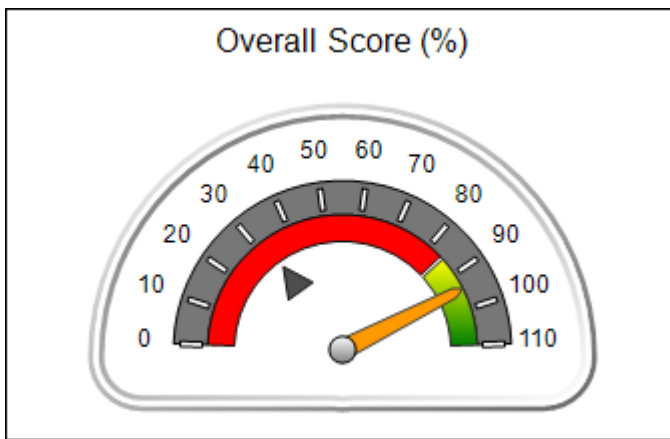


# Performance-Based Placement Measures RBWO Provider GA+SCORECARD - ILP/TLP

Report Quarter: Q4 FY2020

<b>Provider/Program Name: MOVING Spirit Foundation, Inc. - (5414) - ILP</b>			
113-B East County Rd., Thomaston, GA 30286	Quarterly Scores (Grades)		Current Quarter Score (Grade)
Phone: 706-601-6730	Q1: (N/A)	Q2: 77.24 (C+)	<b>94.49%</b> <b>(A)</b>
Vendor ID# 166553	Q3: 78.88 (C+)	Q4: 94.49 (A)	
Program Census Information:	# Children in Care During Quarter: 6	# Placements During Quarter: 6	# Children in Care On Last Day: 5
<b>Quarterly Provider Comparisons to All ILP/TLPs</b>			

▼ — indicates average for all ILP/TLPs





## Performance-Based Placement Measures RBWO Provider GA+SCORECARD - ILP/TLP

Report Quarter: Q4 FY2020

Provider/Program Name: MOVING Spirit Foundation, Inc. - (5414) - ILP				
113-B East County Rd., Thomaston, GA 30286		Quarterly Scores (Grades)		Current Quarter Score (Grade)
Phone: 706-601-6730		Q1: (N/A)	Q2: 77.24 (C+)	<b>94.49%</b> <b>(A)</b>
Vendor ID# 166553		Q3: 78.88 (C+)	Q4: 94.49 (A)	
Program Census Information:		# Children in Care During Quarter: 6	# Placements During Quarter: 6	# Children in Care On Last Day: 5
	Avg Performance All ILP/TLPs (%)	Provider Performance (%)*	Possible Points (Weight)	Provider Points Earned
OPM Monitoring Reviews				
Annual Comprehensive Reviews	79%	Not Yet Conducted		
Safety Reviews	80%	75%	10	7.50
<b>Monitoring Sub-Total</b>			<b>10</b>	<b>7.50</b>
ILP/TLP Safety Outcomes				
Incidence of Maltreatment	0.00%	No Substantiated Reports	3	3.00
Staff Training/Foundations	55%	67%	5	3.35
Staff Safety Checks	83%	100%	5	5.00
<b>Safety Sub-Total</b>			<b>13</b>	<b>11.35</b>
ILP/TLP Permanency Outcomes				
Placement Stability	95%	83%	3	2.49
<b>Permanency Sub-Total</b>			<b>3</b>	<b>2.49</b>
ILP/TLP Well-Being Outcomes				
EPSDT Medical Visits	84%	67%	4	2.68
EPSDT Dental Visits	74%	50%	4	2.00
Academic Supports	48%	100%	2	2.00
Provider ECEM Visits	83%	100%	4	4.00
Placements with Siblings	22%	0%	Not Scored	Not Scored
Placements within Legal County	15%	0%	Not Scored	Not Scored
<b>Well-Being Sub-Total</b>			<b>14</b>	<b>10.68</b>
ILP/TLP Specialty Outcomes				
Academic/Career Development	47%	100%	10	10.00
Ind Living Skills Provision	67%	100%	15	15.00
Financial Independence	33%	14%	5	0.70
WTLP/Life Coach	70%	94%	15	14.10
<b>Specialty Sub-Total</b>			<b>45</b>	<b>39.80</b>

\*Performance calculation descriptions can be found in the FY 2019 RBWO PBP Measurements and Standards Guide.

<b>Monitoring &amp; Outcomes: Possible Points = 85</b>	<b>Points Earned = 71.82</b>
--	------------------------------



**Performance-Based Placement Measures**  
**RBWO Provider GA+SCORECARD - ILP/TLP**

Report Quarter: Q4 FY2020

<b>Score Before Incentives Credit</b>	<b>84.49%</b>
<b>Incentives Awarded</b>	<b>10.00 pts</b>
<b>PBP Verification</b>	<b>N/A pts</b>
<b>Total Score</b>	<b>94.49%</b>

**Provider/Program Name: MOVING Spirit Foundation, Inc. - (5414) - ILP**

Program Census Information:		# Children in Care During Quarter: 6	# Placements During Quarter: 6	# Children in Care On Last Day: 5
ILP/TLP Incentive Credits	Avg Performance All ILP/TLPs (Points)	Provider Performance (%)*	Possible Points (Weight)	Provider Points Earned
No DOC Involvement		62%	5	3.10
Community Connections		0%	4	0.00
Positive Permanency Connections		0%	5	0.00
HS Grad/GED/Prof or Trade Certificate/College		N/A	10/5/5/1	10.00
Part-Time Employment with Medical Benefits		0%	10	0.00
Living Arrangements at Discharge		0%	10	0.00
Additional Academic Supports		100%	2	2.00
Additional IL Skills Provision		93%	5	4.65
Active Agency Accreditation		0%	4	0.00
Staff Clinical Licensure		0%	5	0.00
<b>Incentives Total</b>	<b>10.51</b>			<b>19.75</b>

\*Performance calculation descriptions can be found in the FY 2019 RBWO PBP Measurements and Standards Guide.

**Child Protective Services Investigations and Dispositions**

The following investigations data, which is not used for scoring but is considered significant to a provider's performance, is from Georgia SHINES and is not considered final or complete until the end of the fiscal year.

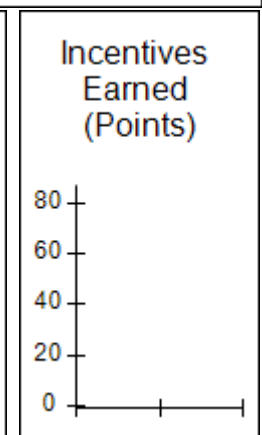
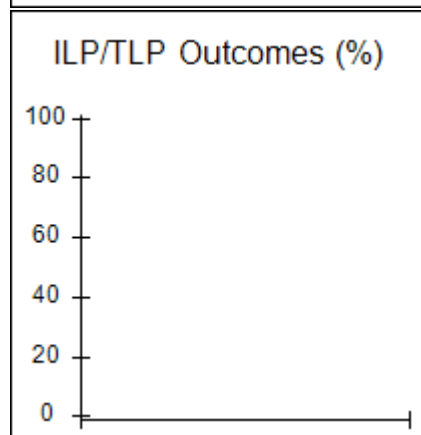

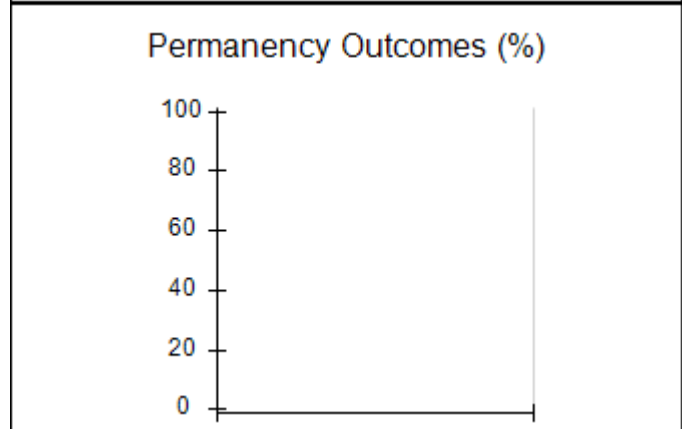
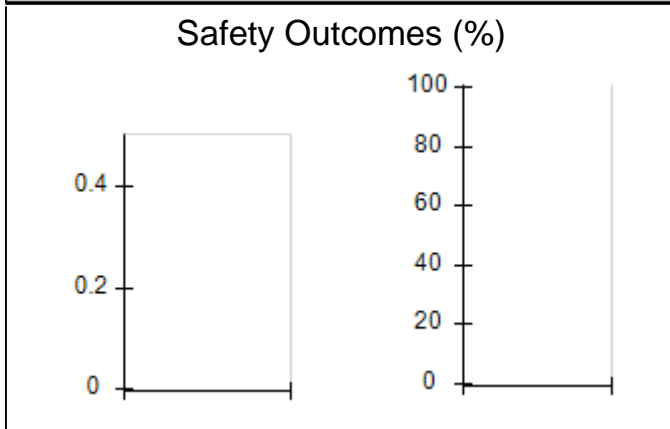
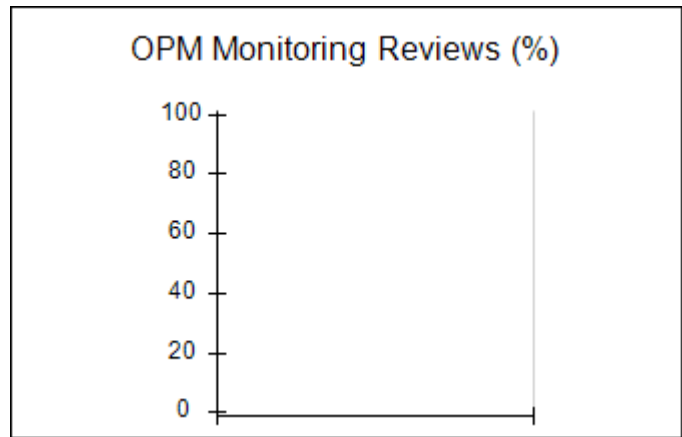
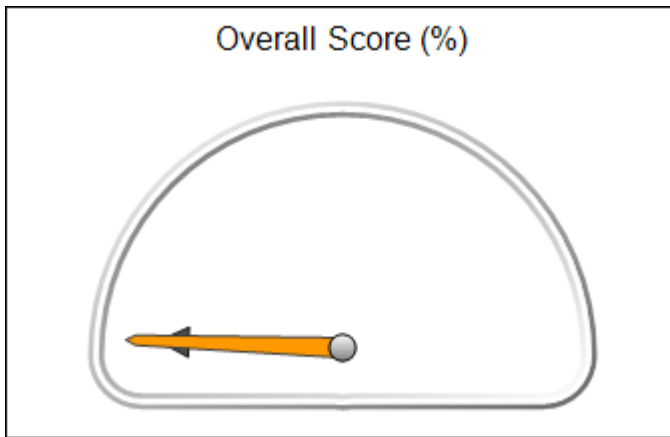
Total Reports:	0
Number Screened In:	0
Number Screened Out:	0
Number Substantiated:	0
Number Unsubstantiated:	0
Number Active CPS Investigations:	0



# Performance-Based Placement Measures RBWO Provider GA+SCORECARD - ILP/TLP

Report Quarter: Q4 FY2020

▼ — indicates average for all ILP/TLPs


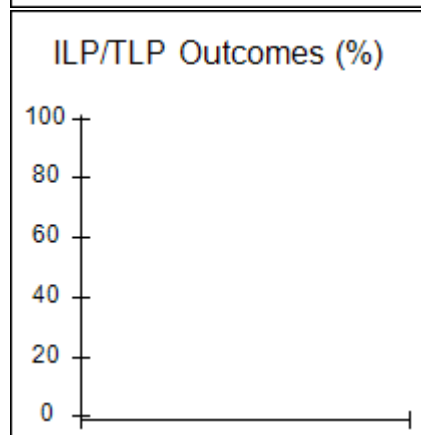

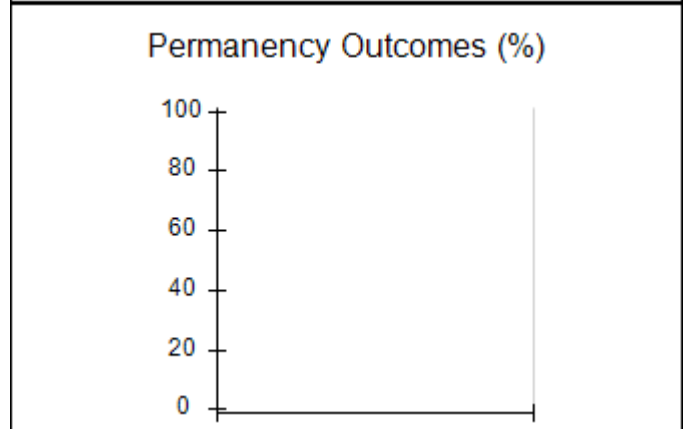
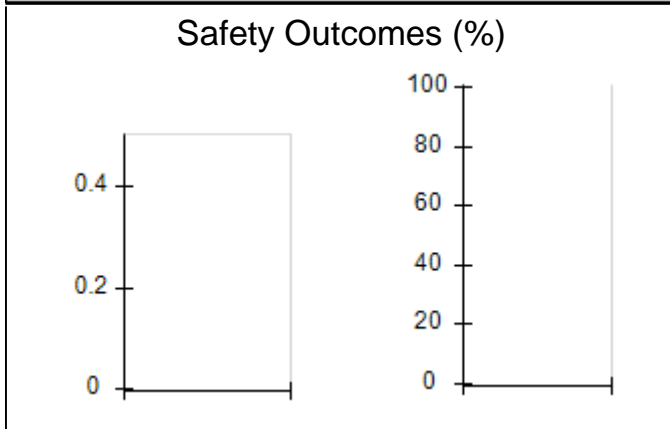
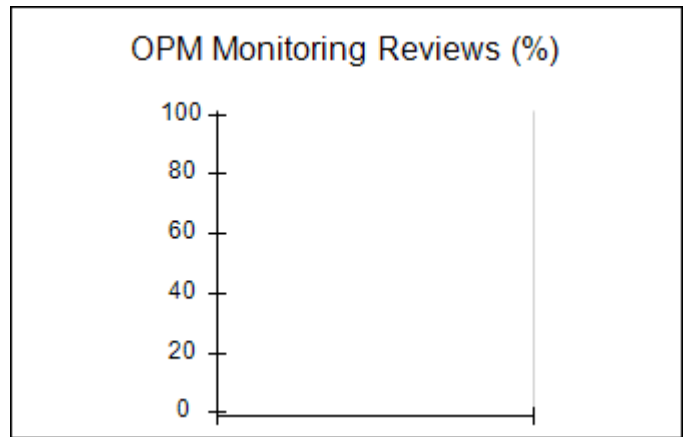
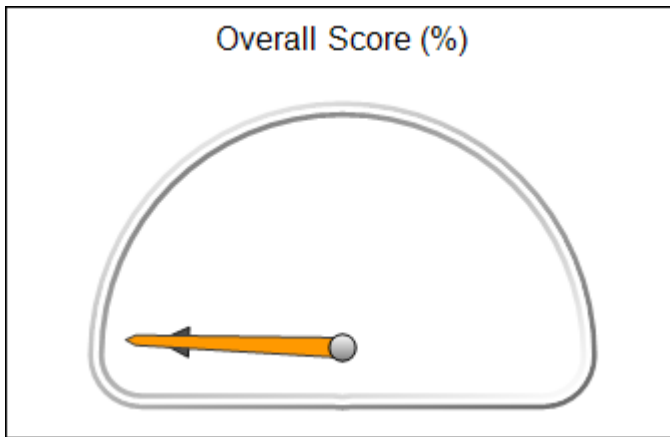




# Performance-Based Placement Measures RBWO Provider GA+SCORECARD - ILP/TLP

Report Quarter: Q4 FY2020

▼ — indicates average for all ILP/TLPs





# Performance-Based Placement Measures RBWO Provider GA+SCORECARD - ILP/TLP

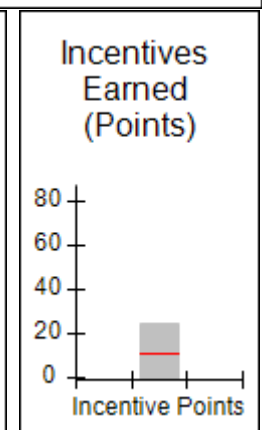
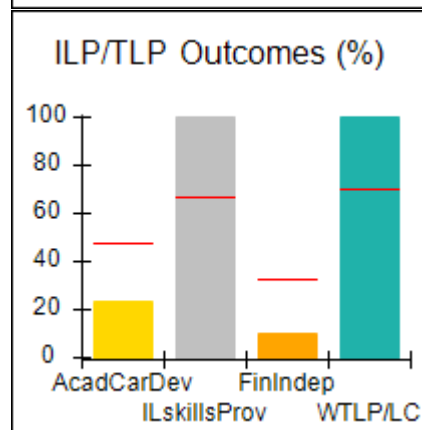
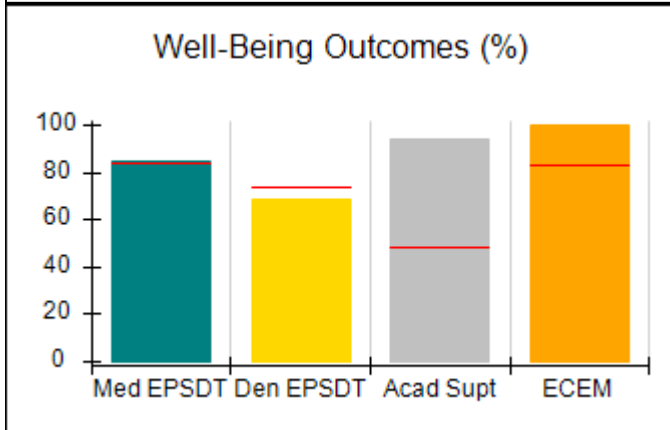
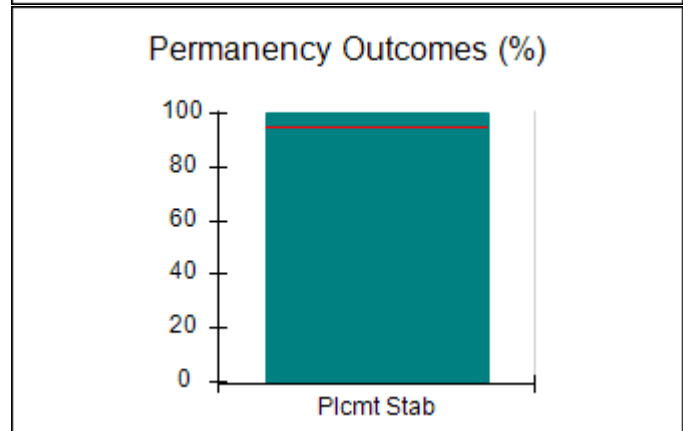
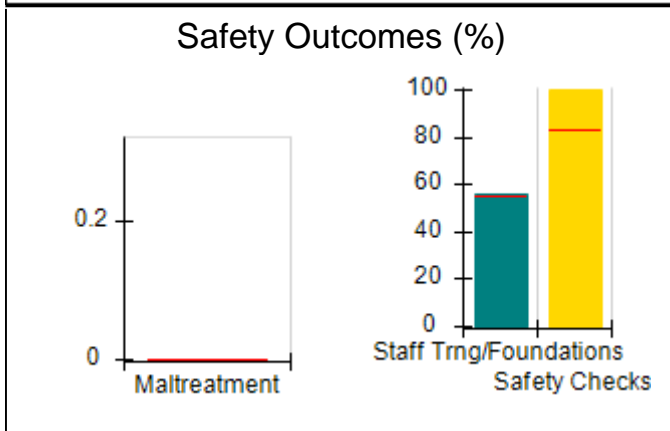
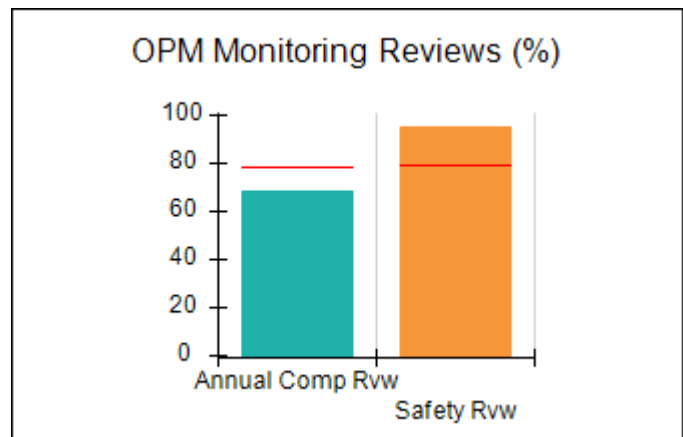
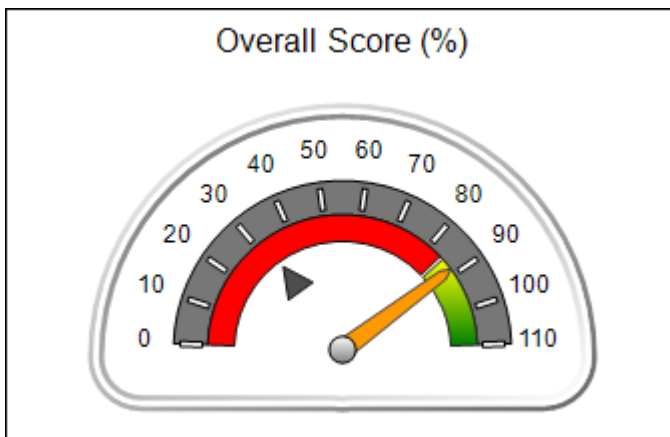
Report Quarter: Q4 FY2020

**Provider/Program Name: Murphy-Harpst Children's Centers - TLP (Fletcher St. 2) (5230) - TLP**

740 Fletcher St., Cedartown, GA 30125	Quarterly Scores (Grades)		Current Quarter Score (Grade)
Phone: 770-748-1500	Q1: 88.46 (B+)	Q2: 83.34 (B-)	<b>88.40%</b> <b>(B+)</b>
Vendor ID# 144420	Q3: 90.84 (A-)	Q4: 88.40 (B+)	
Program Census Information:	# Children in Care During Quarter: 15	# Placements During Quarter: 15	# Children in Care On Last Day: 13

## Quarterly Provider Comparisons to All ILP/TLPs

▼ — indicates average for all ILP/TLPs





## Performance-Based Placement Measures RBWO Provider GA+SCORECARD - ILP/TLP

Report Quarter: Q4 FY2020

<b>Provider/Program Name: Murphy-Harpst Children's Centers - TLP (Fletcher St. 2) (5230) - TLP</b>				
<b>740 Fletcher St., Cedartown, GA 30125</b>		<b>Quarterly Scores (Grades)</b>		<b>Current Quarter Score (Grade)</b>
<b>Phone: 770-748-1500</b>		<b>Q1: 88.46 (B+)</b>	<b>Q2: 83.34 (B-)</b>	<b>88.40% (B+)</b>
<b>Vendor ID# 144420</b>		<b>Q3: 90.84 (A-)</b>	<b>Q4: 88.40 (B+)</b>	
Program Census Information:		# Children in Care During Quarter: 15	# Placements During Quarter: 15	# Children in Care On Last Day: 13
	<b>Avg Performance All ILP/TLPs (%)</b>	<b>Provider Performance (%)*</b>	<b>Possible Points (Weight)</b>	<b>Provider Points Earned</b>
<b>OPM Monitoring Reviews</b>				
Annual Comprehensive Reviews	79%	68%	15	10.26
Safety Reviews	80%	95%	10	9.50
<b>Monitoring Sub-Total</b>			<b>25</b>	<b>19.76</b>
<b>ILP/TLP Safety Outcomes</b>				
Incidence of Maltreatment	0.00%	No Substantiated Reports	3	3.00
Staff Training/Foundations	55%	56%	5	2.80
Staff Safety Checks	83%	100%	5	5.00
<b>Safety Sub-Total</b>			<b>13</b>	<b>10.80</b>
<b>ILP/TLP Permanency Outcomes</b>				
Placement Stability	95%	100%	3	3.00
<b>Permanency Sub-Total</b>			<b>3</b>	<b>3.00</b>
<b>ILP/TLP Well-Being Outcomes</b>				
EPSDT Medical Visits	84%	85%	4	3.40
EPSDT Dental Visits	74%	69%	4	2.76
Academic Supports	48%	94%	2	1.88
Provider ECEM Visits	83%	100%	4	4.00
Placements with Siblings	22%	Not Eligible	Not Scored	Not Scored
Placements within Legal County	15%	0%	Not Scored	Not Scored
<b>Well-Being Sub-Total</b>			<b>14</b>	<b>12.04</b>
<b>ILP/TLP Specialty Outcomes</b>				
Academic/Career Development	47%	23%	10	2.30
Ind Living Skills Provision	67%	100%	15	15.00
Financial Independence	33%	10%	5	0.50
WTLP/Life Coach	70%	100%	15	15.00
<b>Specialty Sub-Total</b>			<b>45</b>	<b>32.80</b>
*Performance calculation descriptions can be found in the FY 2019 RBWO PBP Measurements and Standards Guide.				

**Monitoring & Outcomes: Possible Points = 100**

**Points Earned = 78.40**





**Performance-Based Placement Measures**  
**RBWO Provider GA+SCORECARD - ILP/TLP**

Report Quarter: Q4 FY2020

<b>Score Before Incentives Credit</b>	<b>78.40%</b>
<b>Incentives Awarded</b>	<b>10.00 pts</b>
<b>PBP Verification</b>	<b>N/A pts</b>
<b>Total Score</b>	<b>88.40%</b>

**Provider/Program Name: Murphy-Harpst Children's Centers - TLP (Fletcher St. 2) (5230) - TLP**

Program Census Information:		# Children in Care During Quarter: 15	# Placements During Quarter: 15	# Children in Care On Last Day: 13
ILP/TLP Incentive Credits	Avg Performance All ILP/TLPs (Points)	Provider Performance (%)*	Possible Points (Weight)	Provider Points Earned
No DOC Involvement		84%	5	4.20
Community Connections		0%	4	0.00
Positive Permanency Connections		25%	5	1.25
HS Grad/GED/Prof or Trade Certificate/College		N/A	10/5/5/1	10.00
Part-Time Employment with Medical Benefits		0%	10	0.00
Living Arrangements at Discharge		0%	10	0.00
Additional Academic Supports		93%	2	1.86
Additional IL Skills Provision		100%	5	5.00
Active Agency Accreditation		50%	4	2.00
Staff Clinical Licensure		0%	5	0.00
<b>Incentives Total</b>	<b>10.51</b>			<b>24.31</b>

\*Performance calculation descriptions can be found in the FY 2019 RBWO PBP Measurements and Standards Guide.

**Child Protective Services Investigations and Dispositions**

The following investigations data, which is not used for scoring but is considered significant to a provider's performance, is from Georgia SHINES and is not considered final or complete until the end of the fiscal year.

Total Reports:	0
Number Screened In:	0
Number Screened Out:	0
Number Substantiated:	0
Number Unsubstantiated:	0
Number Active CPS Investigations:	0




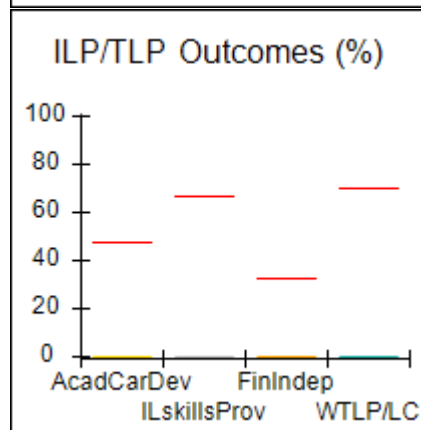
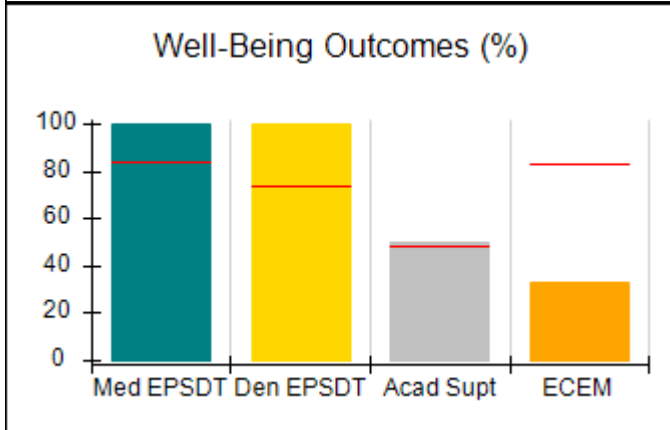
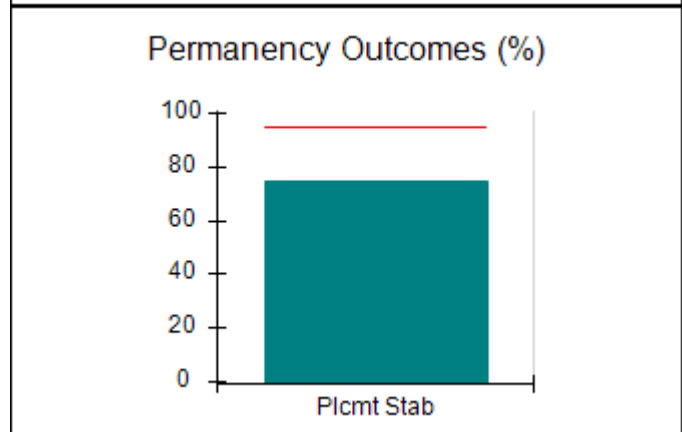
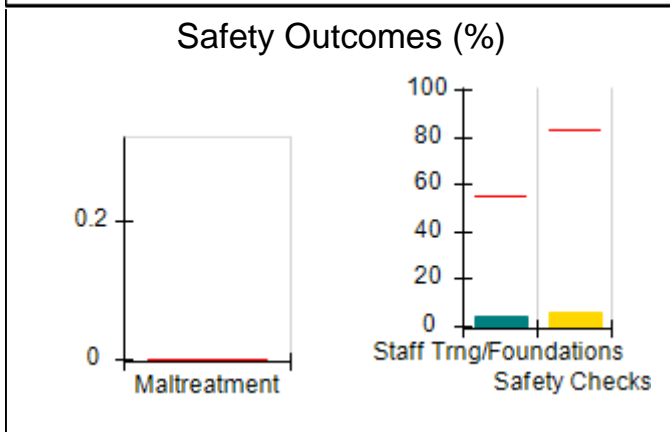
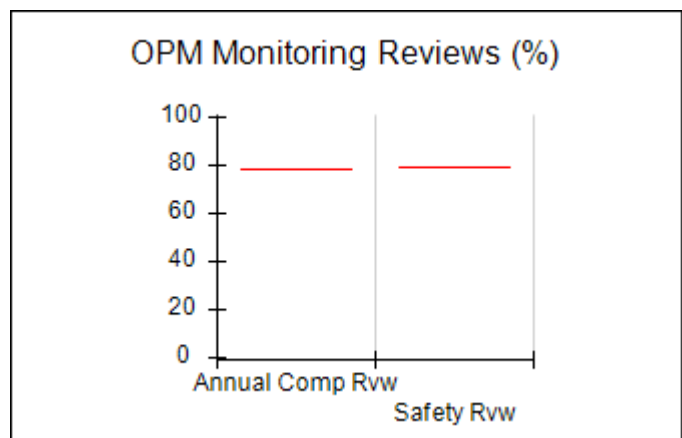
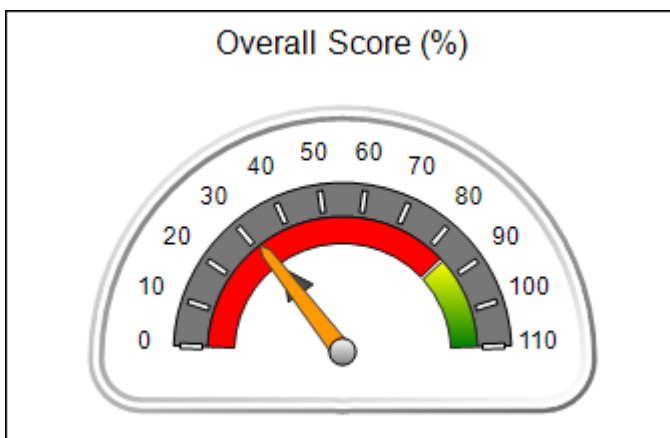
# Performance-Based Placement Measures RBWO Provider GA+SCORECARD - ILP/TLP

Report Quarter: Q4 FY2020

<b>Provider/Program Name: Never Too Late, Inc. - (5415) - TLP</b>			
1178 College St., Monticello, GA 31064	Quarterly Scores (Grades)		Current Quarter Score (Grade)
Phone: 7624357200	Q1: (N/A)	Q2: 25.33 (F)	<b>31.43% (F)</b>
Vendor ID# 166575	Q3: 32.49 (F)	Q4: 31.43 (F)	
Program Census Information:	# Children in Care During Quarter: 4	# Placements During Quarter: 4	# Children in Care On Last Day: 2

## Quarterly Provider Comparisons to All ILP/TLPs

▼ — indicates average for all ILP/TLPs





## Performance-Based Placement Measures RBWO Provider GA+SCORECARD - ILP/TLP

Report Quarter: Q4 FY2020

Provider/Program Name: Never Too Late, Inc. - (5415) - TLP				
1178 College St., Monticello, GA 31064		Quarterly Scores (Grades)		Current Quarter Score (Grade)
Phone: 7624357200		Q1: (N/A)	Q2: 25.33 (F)	<b>31.43%</b> <b>(F)</b>
Vendor ID# 166575		Q3: 32.49 (F)	Q4: 31.43 (F)	
Program Census Information:		# Children in Care During Quarter: 4	# Placements During Quarter: 4	# Children in Care On Last Day: 2
	Avg Performance All ILP/TLPs (%)	Provider Performance (%)*	Possible Points (Weight)	Provider Points Earned
OPM Monitoring Reviews				
Annual Comprehensive Reviews	79%	Not Yet Conducted		
Safety Reviews	80%	Not Yet Conducted		
<b>Monitoring Sub-Total</b>				<b>0.00</b>
ILP/TLP Safety Outcomes				
Incidence of Maltreatment	0.00%	No Substantiated Reports	3	3.00
Staff Training/Foundations	55%	4%	5	0.20
Staff Safety Checks	83%	6%	5	0.30
<b>Safety Sub-Total</b>			<b>13</b>	<b>3.50</b>
ILP/TLP Permanency Outcomes				
Placement Stability	95%	75%	3	2.25
<b>Permanency Sub-Total</b>			<b>3</b>	<b>2.25</b>
ILP/TLP Well-Being Outcomes				
EPSDT Medical Visits	84%	100%	4	4.00
EPSDT Dental Visits	74%	100%	4	4.00
Academic Supports	48%	50%	2	1.00
Provider ECEM Visits	83%	33%	4	1.32
Placements with Siblings	22%	0%	Not Scored	Not Scored
Placements within Legal County	15%	0%	Not Scored	Not Scored
<b>Well-Being Sub-Total</b>			<b>14</b>	<b>10.32</b>
ILP/TLP Specialty Outcomes				
Academic/Career Development	47%	0%	10	0.00
Ind Living Skills Provision	67%	0%	15	0.00
Financial Independence	33%	0%	5	0.00
WTLP/Life Coach	70%	0%	15	0.00
<b>Specialty Sub-Total</b>			<b>45</b>	<b>0.00</b>
*Performance calculation descriptions can be found in the FY 2019 RBWO PBP Measurements and Standards Guide.				

<b>Monitoring &amp; Outcomes: Possible Points = 80</b>	<b>Points Earned = 16.07</b>
--	------------------------------



**Performance-Based Placement Measures**  
**RBWO Provider GA+SCORECARD - ILP/TLP**

Report Quarter: Q4 FY2020

<b>Score Before Incentives Credit</b>	<b>21.43%</b>
<b>Incentives Awarded</b>	<b>10.00 pts</b>
<b>PBP Verification</b>	<b>N/A pts</b>
<b>Total Score</b>	<b>31.43%</b>

**Provider/Program Name: Never Too Late, Inc. - (5415) - TLP**

Program Census Information:		# Children in Care During Quarter: 4	# Placements During Quarter: 4	# Children in Care On Last Day: 2
ILP/TLP Incentive Credits	Avg Performance All ILP/TLPs (Points)	Provider Performance (%)*	Possible Points (Weight)	Provider Points Earned
No DOC Involvement		0%	5	0.00
Community Connections		100%	4	4.00
Positive Permanency Connections		100%	5	5.00
HS Grad/GED/Prof or Trade Certificate/College		N/A	10/5/5/1	
Part-Time Employment with Medical Benefits		50%	10	5.00
Living Arrangements at Discharge		0%	10	0.00
Additional Academic Supports		33%	2	0.66
Additional IL Skills Provision		0%	5	0.00
Active Agency Accreditation		0%	4	0.00
Staff Clinical Licensure		10%	5	0.50
<b>Incentives Total</b>	<b>10.51</b>			<b>15.16</b>

\*Performance calculation descriptions can be found in the FY 2019 RBWO PBP Measurements and Standards Guide.

**Child Protective Services Investigations and Dispositions**

The following investigations data, which is not used for scoring but is considered significant to a provider's performance, is from Georgia SHINES and is not considered final or complete until the end of the fiscal year.

Total Reports:	0
Number Screened In:	0
Number Screened Out:	0
Number Substantiated:	0
Number Unsubstantiated:	0
Number Active CPS Investigations:	0




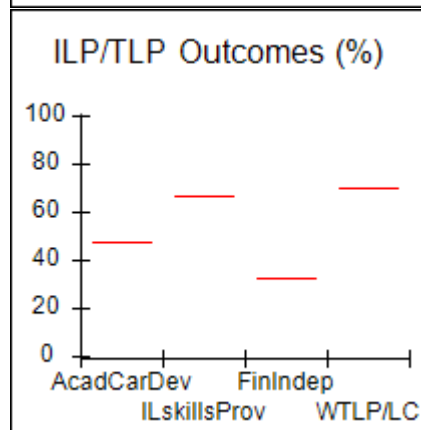
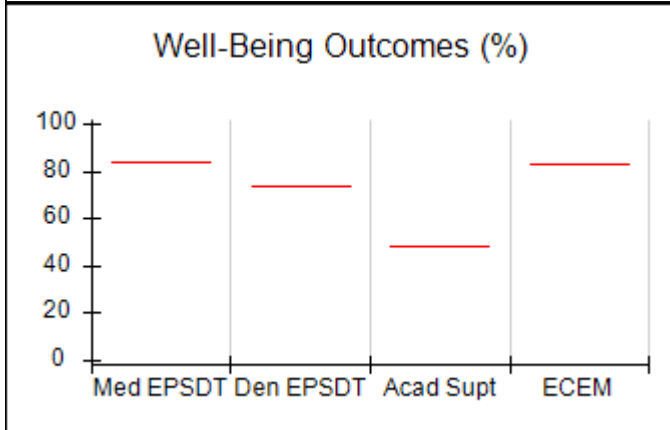
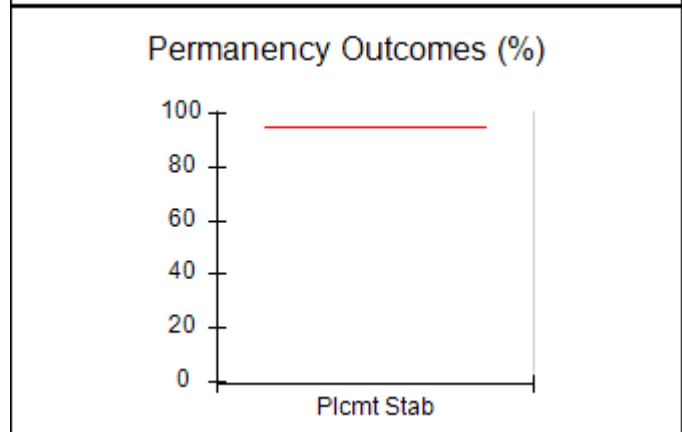
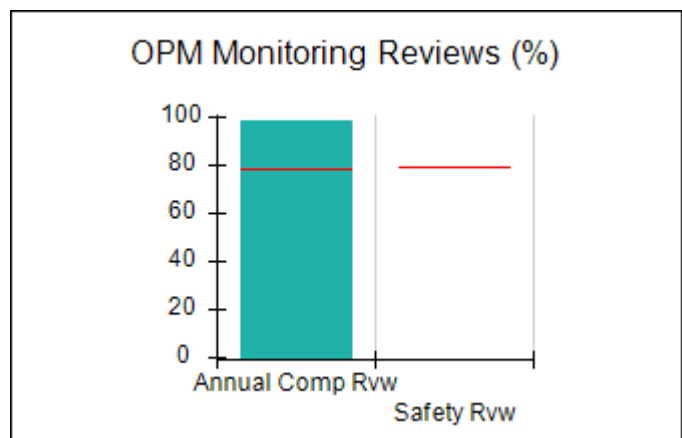
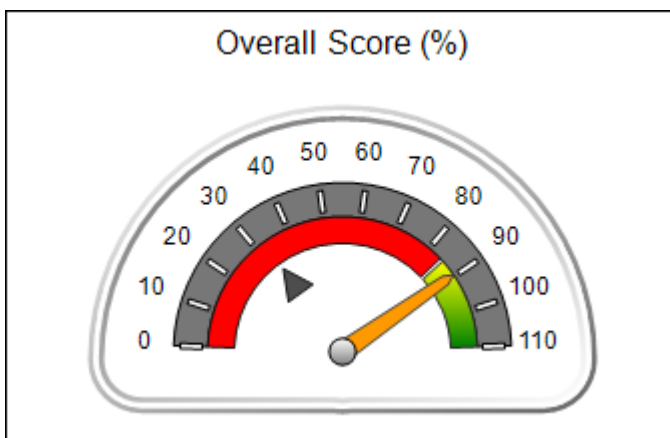
# Performance-Based Placement Measures RBWO Provider GA+SCORECARD - ILP/TLP

Report Quarter: Q4 FY2020

<b>Provider/Program Name: North Georgia Angel House - ILP (5238) - ILP</b>			
101 Heritage Dr., Canton, GA 30114	Quarterly Scores (Grades)		Current Quarter Score (Grade)
Phone: 770-479-9555	Q1: 101.18 (A+)	Q2: 101.18 (A+)	<b>89.57%</b> <b>(B+)</b>
Vendor ID# 144051	Q3: 101.18 (A+)	Q4: 89.57 (B+)	
Program Census Information:	# Children in Care During Quarter: 0	# Placements During Quarter: 0	# Children in Care On Last Day: 0

## Quarterly Provider Comparisons to All ILP/TLPs

▼ — indicates average for all ILP/TLPs





## Performance-Based Placement Measures RBWO Provider GA+SCORECARD - ILP/TLP

Report Quarter: Q4 FY2020

Provider/Program Name: North Georgia Angel House - ILP (5238) - ILP				
101 Heritage Dr., Canton, GA 30114		Quarterly Scores (Grades)		Current Quarter Score (Grade)
Phone: 770-479-9555		Q1: 101.18 (A+)	Q2: 101.18 (A+)	<b>89.57%</b> <b>(B+)</b>
Vendor ID# 144051		Q3: 101.18 (A+)	Q4: 89.57 (B+)	
Program Census Information:		# Children in Care During Quarter: 0	# Placements During Quarter: 0	# Children in Care On Last Day: 0
	Avg Performance All ILP/TLPs (%)	Provider Performance (%)*	Possible Points (Weight)	Provider Points Earned
OPM Monitoring Reviews				
Annual Comprehensive Reviews	79%	98%	15	14.77
Safety Reviews	80%	Not Yet Conducted		
<b>Monitoring Sub-Total</b>			<b>15</b>	<b>14.77</b>
ILP/TLP Safety Outcomes				
Incidence of Maltreatment	0.00%	Not Eligible		
Staff Training/Foundations	55%	100%	6.5	6.50
Staff Safety Checks	83%	50%	6.5	3.25
<b>Safety Sub-Total</b>			<b>13</b>	<b>9.75</b>
ILP/TLP Permanency Outcomes				
Placement Stability	95%	Not Eligible		
<b>Permanency Sub-Total</b>			<b>N/A</b>	
ILP/TLP Well-Being Outcomes				
EPSDT Medical Visits	84%	Not Eligible		
EPSDT Dental Visits	74%	Not Eligible		
Academic Supports	48%	Not Eligible		
Provider ECEM Visits	83%	Not Eligible		
Placements with Siblings	22%	Not Eligible	Not Scored	Not Scored
Placements within Legal County	15%	Not Eligible	Not Scored	Not Scored
<b>Well-Being Sub-Total</b>			<b>N/A</b>	
ILP/TLP Specialty Outcomes				
Academic/Career Development	47%	Not Eligible		
Ind Living Skills Provision	67%	Not Eligible		
Financial Independence	33%	Not Eligible		
WTLP/Life Coach	70%	Not Eligible		
<b>Specialty Sub-Total</b>			<b>N/A</b>	

\*Performance calculation descriptions can be found in the FY 2019 RBWO PBP Measurements and Standards Guide.

<b>Monitoring &amp; Outcomes: Possible Points = 28</b>	<b>Points Earned = 24.52</b>
<b>Score Before Incentives Credit</b>	<b>87.57%</b>



**Performance-Based Placement Measures**  
**RBWO Provider GA+SCORECARD - ILP/TLP**

Report Quarter: Q4 FY2020

<b>Incentives Awarded</b>	<b>02.00 pts</b>
<b>PBP Verification</b>	<b>N/A pts</b>
<b>Total Score</b>	<b>89.57%</b>

**Provider/Program Name: North Georgia Angel House - ILP (5238) - ILP**

Program Census Information:		# Children in Care During Quarter: 0	# Placements During Quarter: 0	# Children in Care On Last Day: 0
ILP/TLP Incentive Credits	Avg Performance All ILP/TLPs (Points)	Provider Performance (%)*	Possible Points (Weight)	Provider Points Earned
No DOC Involvement		Not Eligible	5	
Community Connections		Not Eligible	4	
Positive Permanency Connections		Not Eligible	5	
HS Grad/GED/Prof or Trade Certificate/College		N/A	10/5/5/1	
Part-Time Employment with Medical Benefits		Not Eligible	10	
Living Arrangements at Discharge		Not Eligible	10	
Additional Academic Supports		Not Eligible	2	
Additional IL Skills Provision		Not Eligible	5	
Active Agency Accreditation		50%	4	2.00
Staff Clinical Licensure		0%	5	0.00
<b>Incentives Total</b>	<b>10.51</b>			<b>2.00</b>

\*Performance calculation descriptions can be found in the FY 2019 RBWO PBP Measurements and Standards Guide.

**Child Protective Services Investigations and Dispositions**

The following investigations data, which is not used for scoring but is considered significant to a provider's performance, is from Georgia SHINES and is not considered final or complete until the end of the fiscal year.

Total Reports:	0
Number Screened In:	0
Number Screened Out:	0
Number Substantiated:	0
Number Unsubstantiated:	0
Number Active CPS Investigations:	0




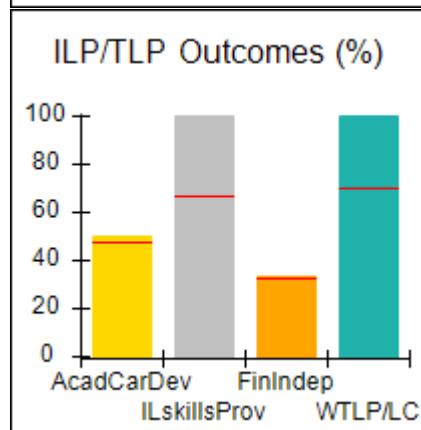
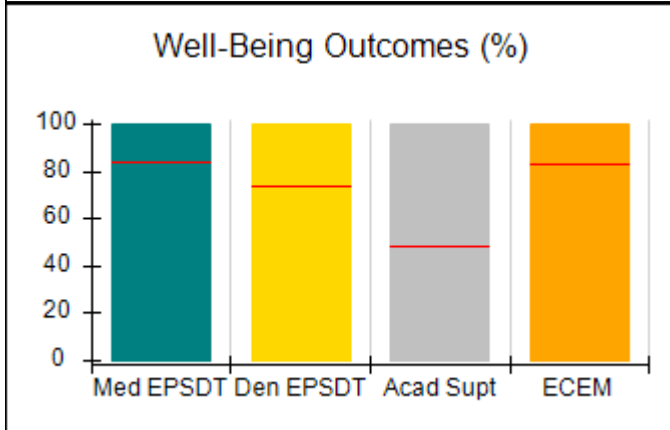
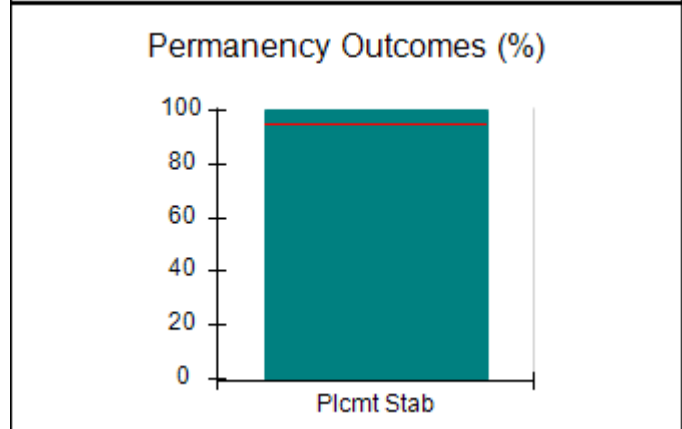
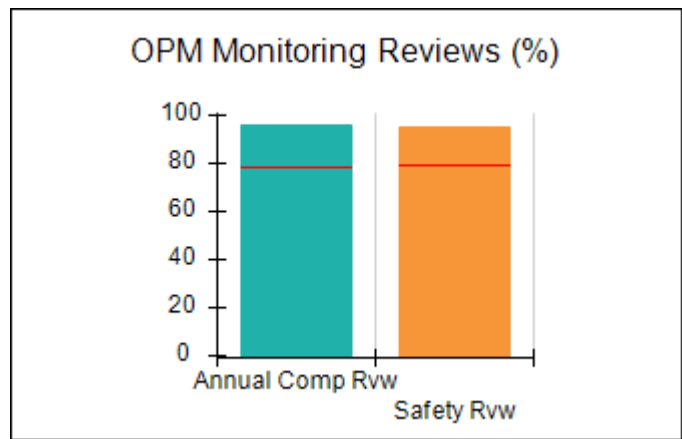
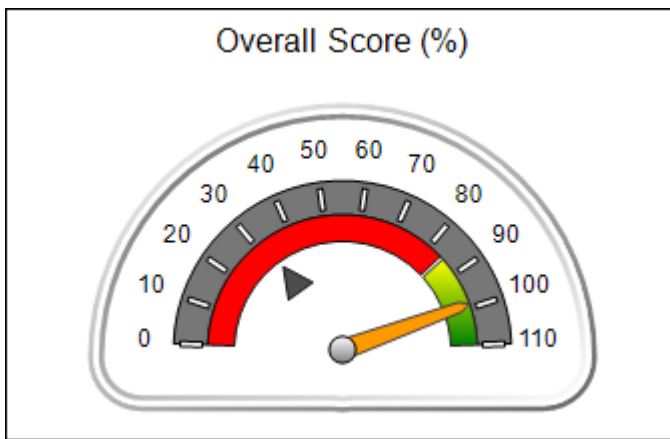
# Performance-Based Placement Measures RBWO Provider GA+SCORECARD - ILP/TLP

Report Quarter: Q4 FY2020

<b>Provider/Program Name: North Georgia Angel House - TLP (5126) - TLP</b>			
2260 Sam Nelson Road, Canton, GA 30114	Quarterly Scores (Grades)		Current Quarter Score (Grade)
Phone: 770-479-9555	Q1: 98.94 (A+)	Q2: 100.39 (A+)	<b>98.85% (A+)</b>
Vendor ID# 108343	Q3: 103.49 (A+)	Q4: 98.85 (A+)	
Program Census Information:	# Children in Care During Quarter: 4	# Placements During Quarter: 4	# Children in Care On Last Day: 2

## Quarterly Provider Comparisons to All ILP/TLPs

▼ — indicates average for all ILP/TLPs







## Performance-Based Placement Measures RBWO Provider GA+SCORECARD - ILP/TLP

Report Quarter: Q4 FY2020

Provider/Program Name: North Georgia Angel House - TLP (5126) - TLP				
2260 Sam Nelson Road, Canton, GA 30114		Quarterly Scores (Grades)		Current Quarter Score (Grade)
Phone: 770-479-9555		Q1: 98.94 (A+)	Q2: 100.39 (A+)	<b>98.85%</b> <b>(A+)</b>
Vendor ID# 108343		Q3: 103.49 (A+)	Q4: 98.85 (A+)	
Program Census Information:		# Children in Care During Quarter: 4	# Placements During Quarter: 4	# Children in Care On Last Day: 2
	Avg Performance All ILP/TLPs (%)	Provider Performance (%)*	Possible Points (Weight)	Provider Points Earned
OPM Monitoring Reviews				
Annual Comprehensive Reviews	79%	96%	15	14.35
Safety Reviews	80%	95%	10	9.50
<b>Monitoring Sub-Total</b>			<b>25</b>	<b>23.85</b>
ILP/TLP Safety Outcomes				
Incidence of Maltreatment	0.00%	No Substantiated Reports	3	3.00
Staff Training/Foundations	55%	100%	5	5.00
Staff Safety Checks	83%	67%	5	3.35
<b>Safety Sub-Total</b>			<b>13</b>	<b>11.35</b>
ILP/TLP Permanency Outcomes				
Placement Stability	95%	100%	3	3.00
<b>Permanency Sub-Total</b>			<b>3</b>	<b>3.00</b>
ILP/TLP Well-Being Outcomes				
EPSDT Medical Visits	84%	100%	4	4.00
EPSDT Dental Visits	74%	100%	4	4.00
Academic Supports	48%	100%	2	2.00
Provider ECEM Visits	83%	100%	4	4.00
Placements with Siblings	22%	0%	Not Scored	Not Scored
Placements within Legal County	15%	50%	Not Scored	Not Scored
<b>Well-Being Sub-Total</b>			<b>14</b>	<b>14.00</b>
ILP/TLP Specialty Outcomes				
Academic/Career Development	47%	50%	10	5.00
Ind Living Skills Provision	67%	100%	15	15.00
Financial Independence	33%	33%	5	1.65
WTLP/Life Coach	70%	100%	15	15.00
<b>Specialty Sub-Total</b>			<b>45</b>	<b>36.65</b>

\*Performance calculation descriptions can be found in the FY 2019 RBWO PBP Measurements and Standards Guide.

<b>Monitoring &amp; Outcomes: Possible Points = 100</b>	<b>Points Earned = 88.85</b>
---	------------------------------



**Performance-Based Placement Measures**  
**RBWO Provider GA+SCORECARD - ILP/TLP**

Report Quarter: Q4 FY2020

<b>Score Before Incentives Credit</b>	<b>88.85%</b>
<b>Incentives Awarded</b>	<b>10.00 pts</b>
<b>PBP Verification</b>	<b>N/A pts</b>
<b>Total Score</b>	<b>98.85%</b>

**Provider/Program Name: North Georgia Angel House - TLP (5126) - TLP**

Program Census Information:		# Children in Care During Quarter: 4	# Placements During Quarter: 4	# Children in Care On Last Day: 2
ILP/TLP Incentive Credits	Avg Performance All ILP/TLPs (Points)	Provider Performance (%)*	Possible Points (Weight)	Provider Points Earned
No DOC Involvement		0%	5	0.00
Community Connections		Not Eligible	4	
Positive Permanency Connections		100%	5	5.00
HS Grad/GED/Prof or Trade Certificate/College		N/A	10/5/5/1	
Part-Time Employment with Medical Benefits		0%	10	0.00
Living Arrangements at Discharge		0%	10	0.00
Additional Academic Supports		100%	2	2.00
Additional IL Skills Provision		100%	5	5.00
Active Agency Accreditation		100%	4	4.00
Staff Clinical Licensure		0%	5	0.00
<b>Incentives Total</b>	<b>10.51</b>			<b>16.00</b>

\*Performance calculation descriptions can be found in the FY 2019 RBWO PBP Measurements and Standards Guide.

**Child Protective Services Investigations and Dispositions**

The following investigations data, which is not used for scoring but is considered significant to a provider's performance, is from Georgia SHINES and is not considered final or complete until the end of the fiscal year.

Total Reports:	0	
Number Screened In:	0	
Number Screened Out:	0	
Number Substantiated:	0	
Number Unsubstantiated:	0	
Number Active CPS Investigations:	0	




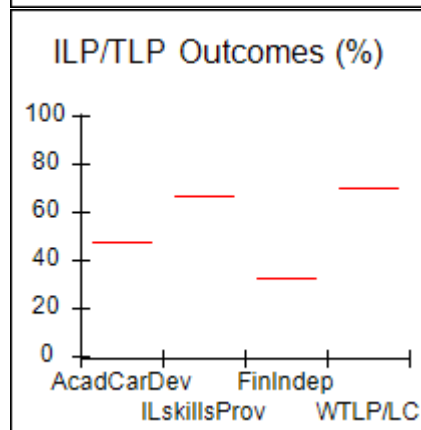
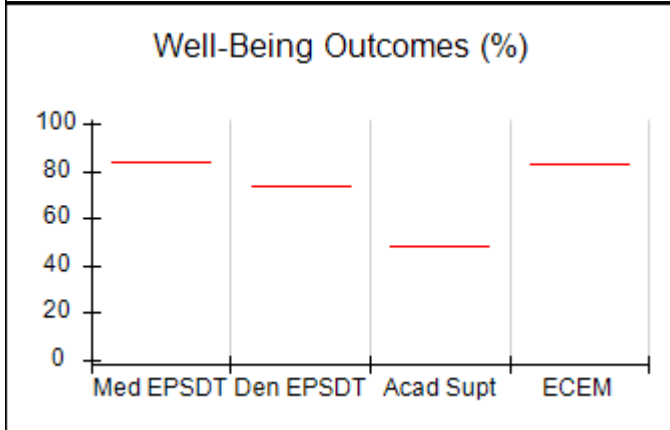
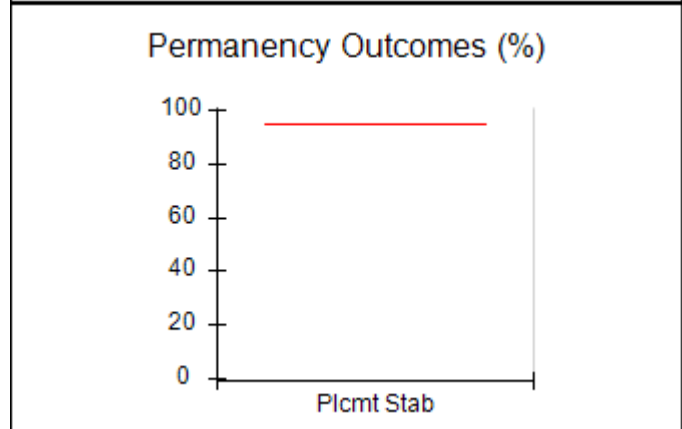
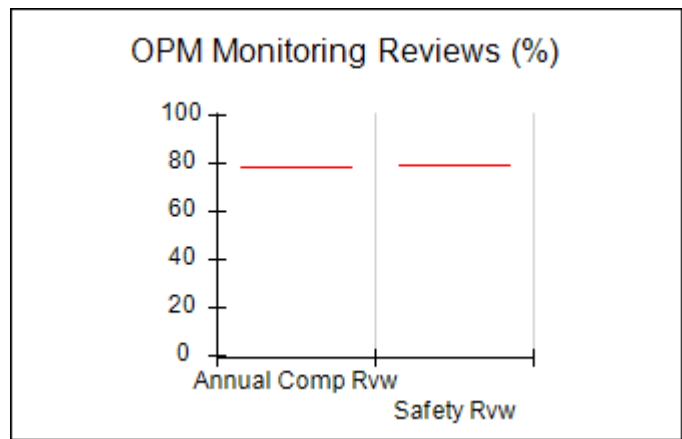
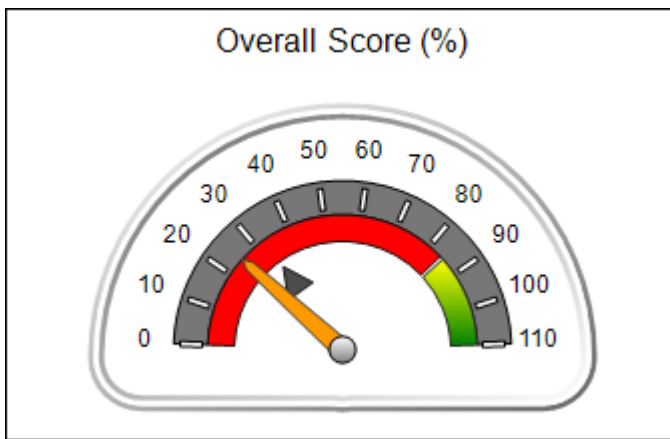
# Performance-Based Placement Measures RBWO Provider GA+SCORECARD - ILP/TLP

Report Quarter: Q4 FY2020

<b>Provider/Program Name: Northern Star Transitional Independent Living - (5407) - ILP</b>			
145 Stephens St., Dahlonega, GA 30533	Quarterly Scores (Grades)		Current Quarter Score (Grade)
Phone: 770-364-9319	Q1: 00.00 (F)	Q2: 00.00 (F)	<b>25.00%</b> <b>(F)</b>
Vendor ID# 164165	Q3: 00.00 (F)	Q4: 25.00 (F)	
Program Census Information:	# Children in Care During Quarter: 0	# Placements During Quarter: 0	# Children in Care On Last Day: 0

## Quarterly Provider Comparisons to All ILP/TLPs

▼ — indicates average for all ILP/TLPs





## Performance-Based Placement Measures RBWO Provider GA+SCORECARD - ILP/TLP

Report Quarter: Q4 FY2020

<b>Provider/Program Name: Northern Star Transitional Independent Living - (5407) - ILP</b>				
145 Stephens St., Dahlonega, GA 30533		Quarterly Scores (Grades)		Current Quarter Score (Grade)
Phone: 770-364-9319		Q1: 00.00 (F)	Q2: 00.00 (F)	<b>25.00%</b> <b>(F)</b>
Vendor ID# 164165		Q3: 00.00 (F)	Q4: 25.00 (F)	
Program Census Information:		# Children in Care During Quarter: 0	# Placements During Quarter: 0	# Children in Care On Last Day: 0
	Avg Performance All ILP/TLPs (%)	Provider Performance (%)*	Possible Points (Weight)	Provider Points Earned
<b>OPM Monitoring Reviews</b>				
Annual Comprehensive Reviews	79%	Not Yet Conducted		
Safety Reviews	80%	Not Yet Conducted		
<b>Monitoring Sub-Total</b>				<b>0.00</b>
<b>ILP/TLP Safety Outcomes</b>				
Incidence of Maltreatment	0.00%	Not Eligible		
Staff Training/Foundations	55%	0%	6.5	0.00
Staff Safety Checks	83%	50%	6.5	3.25
<b>Safety Sub-Total</b>			<b>13</b>	<b>3.25</b>
<b>ILP/TLP Permanency Outcomes</b>				
Placement Stability	95%	Not Eligible		
<b>Permanency Sub-Total</b>			<b>N/A</b>	
<b>ILP/TLP Well-Being Outcomes</b>				
EPSDT Medical Visits	84%	Not Eligible		
EPSDT Dental Visits	74%	Not Eligible		
Academic Supports	48%	Not Eligible		
Provider ECEM Visits	83%	Not Eligible		
Placements with Siblings	22%	Not Eligible	Not Scored	Not Scored
Placements within Legal County	15%	Not Eligible	Not Scored	Not Scored
<b>Well-Being Sub-Total</b>			<b>N/A</b>	
<b>ILP/TLP Specialty Outcomes</b>				
Academic/Career Development	47%	Not Eligible		
Ind Living Skills Provision	67%	Not Eligible		
Financial Independence	33%	Not Eligible		
WTLP/Life Coach	70%	Not Eligible		
<b>Specialty Sub-Total</b>			<b>N/A</b>	
*Performance calculation descriptions can be found in the FY 2019 RBWO PBP Measurements and Standards Guide.				

<b>Monitoring &amp; Outcomes: Possible Points = 13</b>	<b>Points Earned = 03.25</b>
<b>Score Before Incentives Credit</b>	<b>25.00%</b>



**Performance-Based Placement Measures**  
**RBWO Provider GA+SCORECARD - ILP/TLP**

Report Quarter: Q4 FY2020

<b>Incentives Awarded</b>	<b>00.00 pts</b>
<b>PBP Verification</b>	<b>N/A pts</b>
<b>Total Score</b>	<b>25.00%</b>

Provider/Program Name: Northern Star Transitional Independent Living - (5407) - ILP				
Program Census Information:		# Children in Care During Quarter: 0	# Placements During Quarter: 0	# Children in Care On Last Day: 0
ILP/TLP Incentive Credits	Avg Performance All ILP/TLPs (Points)	Provider Performance (%)*	Possible Points (Weight)	Provider Points Earned
No DOC Involvement		Not Eligible	5	
Community Connections		Not Eligible	4	
Positive Permanency Connections		Not Eligible	5	
HS Grad/GED/Prof or Trade Certificate/College		N/A	10/5/5/1	
Part-Time Employment with Medical Benefits		Not Eligible	10	
Living Arrangements at Discharge		Not Eligible	10	
Additional Academic Supports		Not Eligible	2	
Additional IL Skills Provision		Not Eligible	5	
Active Agency Accreditation		0%	4	0.00
Staff Clinical Licensure		0%	5	0.00
<b>Incentives Total</b>	<b>10.51</b>			<b>0.00</b>

\*Performance calculation descriptions can be found in the FY 2019 RBWO PBP Measurements and Standards Guide.

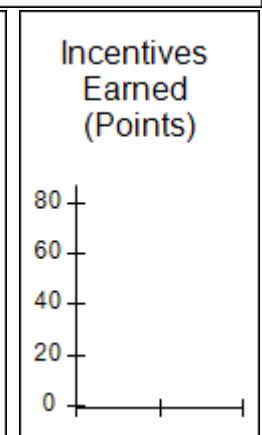
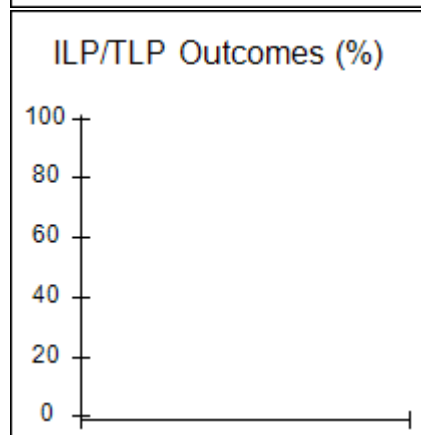

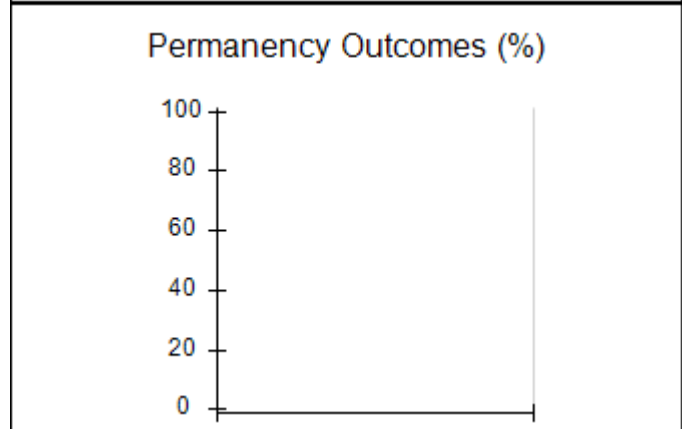
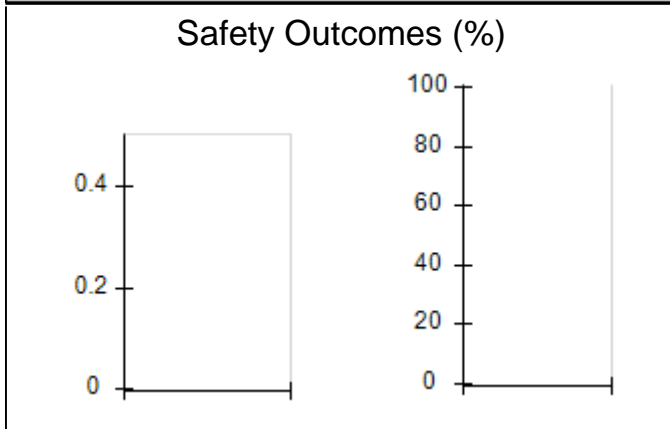
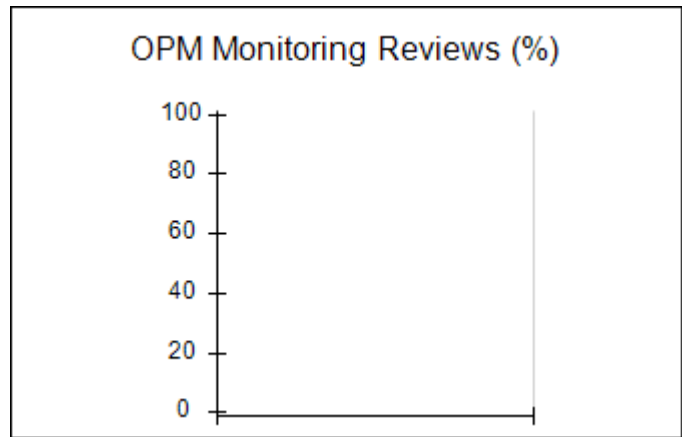
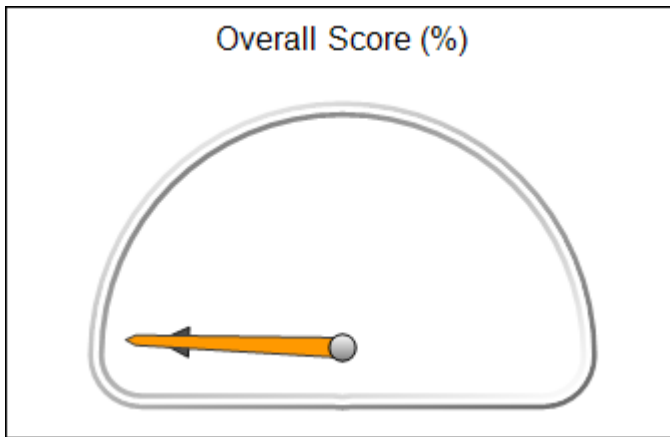
Child Protective Services Investigations and Dispositions	
The following investigations data, which is not used for scoring but is considered significant to a provider's performance, is from Georgia SHINES and is not considered final or complete until the end of the fiscal year.	
Total Reports:	0
Number Screened In:	0
Number Screened Out:	0
Number Substantiated:	0
Number Unsubstantiated:	0
Number Active CPS Investigations:	0



# Performance-Based Placement Measures RBWO Provider GA+SCORECARD - ILP/TLP

Report Quarter: Q4 FY2020

▼ — indicates average for all ILP/TLPs






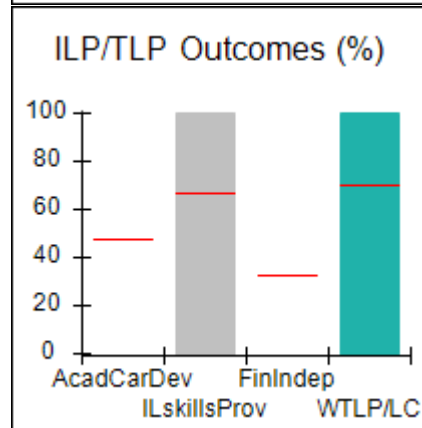
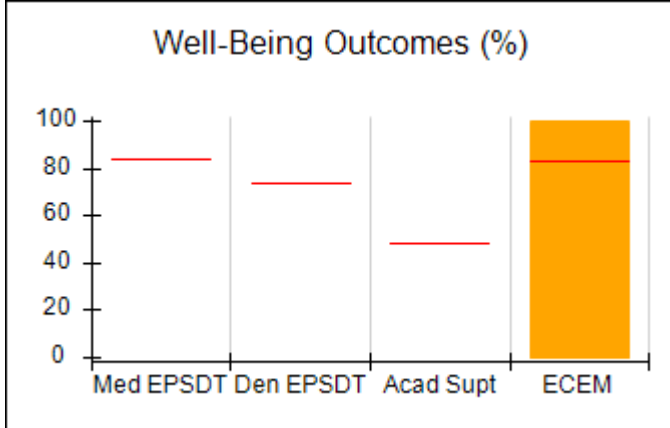
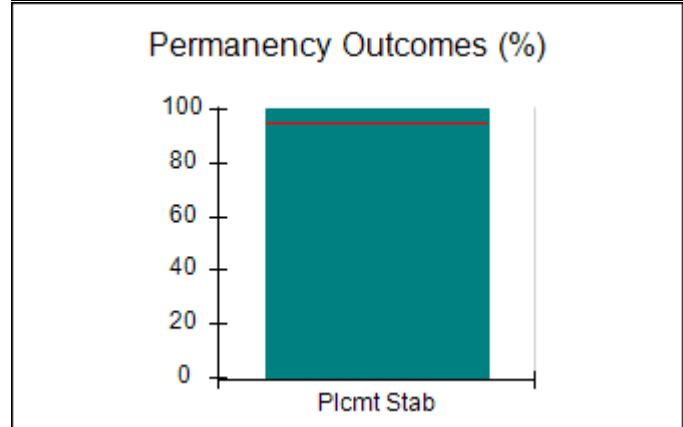
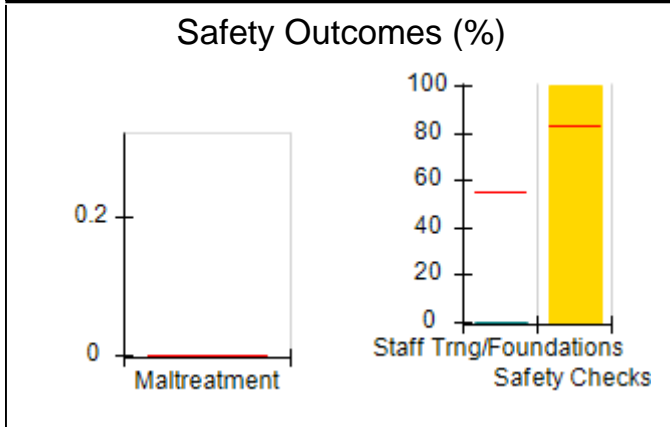
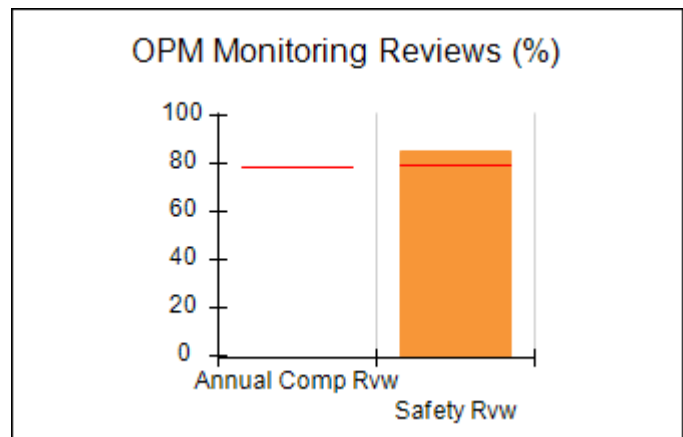
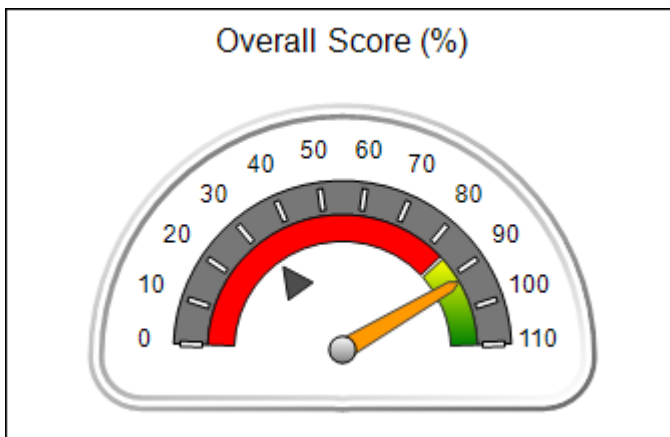
# Performance-Based Placement Measures RBWO Provider GA+SCORECARD - ILP/TLP

Report Quarter: Q4 FY2020

<b>Provider/Program Name: Northern Star Transitional Independent Living - JW Nix Rd (5406) - ILP</b>			
298 JW Nix Rd., Dahlonega, GA 30533	Quarterly Scores (Grades)		Current Quarter Score (Grade)
Phone: 770-364-9319	Q1: 00.00 (F)	Q2: 85.00 (B)	<b>92.35%</b> <b>(A-)</b>
Vendor ID# 164164	Q3: 85.00 (B)	Q4: 92.35 (A-)	
Program Census Information:	# Children in Care During Quarter: 1	# Placements During Quarter: 1	# Children in Care On Last Day: 1

## Quarterly Provider Comparisons to All ILP/TLPs

▼ — indicates average for all ILP/TLPs





## Performance-Based Placement Measures RBWO Provider GA+SCORECARD - ILP/TLP

Report Quarter: Q4 FY2020

<b>Provider/Program Name: Northern Star Transitional Independent Living - JW Nix Rd (5406) - ILP</b>				
<b>298 JW Nix Rd., Dahlonega, GA 30533</b>		<b>Quarterly Scores (Grades)</b>		<b>Current Quarter Score (Grade)</b>
<b>Phone: 770-364-9319</b>		<b>Q1: 00.00 (F)</b>	<b>Q2: 85.00 (B)</b>	<b>92.35% (A-)</b>
<b>Vendor ID# 164164</b>		<b>Q3: 85.00 (B)</b>	<b>Q4: 92.35 (A-)</b>	
Program Census Information:		# Children in Care During Quarter: 1	# Placements During Quarter: 1	# Children in Care On Last Day: 1
	<b>Avg Performance All ILP/TLPs (%)</b>	<b>Provider Performance (%)*</b>	<b>Possible Points (Weight)</b>	<b>Provider Points Earned</b>
<b>OPM Monitoring Reviews</b>				
Annual Comprehensive Reviews	79%	Not Yet Conducted		
Safety Reviews	80%	85%	10	8.50
<b>Monitoring Sub-Total</b>			<b>10</b>	<b>8.50</b>
<b>ILP/TLP Safety Outcomes</b>				
Incidence of Maltreatment	0.00%	No Substantiated Reports	3	3.00
Staff Training/Foundations	55%	0%	5	0.00
Staff Safety Checks	83%	100%	5	5.00
<b>Safety Sub-Total</b>			<b>13</b>	<b>8.00</b>
<b>ILP/TLP Permanency Outcomes</b>				
Placement Stability	95%	100%	3	3.00
<b>Permanency Sub-Total</b>			<b>3</b>	<b>3.00</b>
<b>ILP/TLP Well-Being Outcomes</b>				
EPSDT Medical Visits	84%	Not Eligible		
EPSDT Dental Visits	74%	Not Eligible		
Academic Supports	48%	Not Eligible		
Provider ECEM Visits	83%	100%	14	14.00
Placements with Siblings	22%	Not Eligible	Not Scored	Not Scored
Placements within Legal County	15%	100%	Not Scored	Not Scored
<b>Well-Being Sub-Total</b>			<b>14</b>	<b>14.00</b>
<b>ILP/TLP Specialty Outcomes</b>				
Academic/Career Development	47%	Not Eligible		
Ind Living Skills Provision	67%	100%	22.5	22.50
Financial Independence	33%	Not Eligible		
WTLP/Life Coach	70%	100%	22.5	22.50
<b>Specialty Sub-Total</b>			<b>45</b>	<b>45.00</b>
*Performance calculation descriptions can be found in the FY 2019 RBWO PBP Measurements and Standards Guide.				

<b>Monitoring &amp; Outcomes: Possible Points = 85</b>	<b>Points Earned = 78.50</b>
--	------------------------------





**Performance-Based Placement Measures**  
**RBWO Provider GA+SCORECARD - ILP/TLP**

Report Quarter: Q4 FY2020

<b>Score Before Incentives Credit</b>	<b>92.35%</b>
<b>Incentives Awarded</b>	<b>00.00 pts</b>
<b>PBP Verification</b>	<b>N/A pts</b>
<b>Total Score</b>	<b>92.35%</b>

**Provider/Program Name: Northern Star Transitional Independent Living - JW Nix Rd (5406) - ILP**

Program Census Information:		# Children in Care During Quarter: 1	# Placements During Quarter: 1	# Children in Care On Last Day: 1
ILP/TLP Incentive Credits	Avg Performance All ILP/TLPs (Points)	Provider Performance (%)*	Possible Points (Weight)	Provider Points Earned
No DOC Involvement		Not Eligible	5	
Community Connections		Not Eligible	4	
Positive Permanency Connections		Not Eligible	5	
HS Grad/GED/Prof or Trade Certificate/College		N/A	10/5/5/1	
Part-Time Employment with Medical Benefits		Not Eligible	10	
Living Arrangements at Discharge		Not Eligible	10	
Additional Academic Supports		Not Eligible	2	
Additional IL Skills Provision		Not Eligible	5	
Active Agency Accreditation		0%	4	0.00
Staff Clinical Licensure		0%	5	0.00
<b>Incentives Total</b>	<b>10.51</b>			<b>0.00</b>

\*Performance calculation descriptions can be found in the FY 2019 RBWO PBP Measurements and Standards Guide.

**Child Protective Services Investigations and Dispositions**

The following investigations data, which is not used for scoring but is considered significant to a provider's performance, is from Georgia SHINES and is not considered final or complete until the end of the fiscal year.


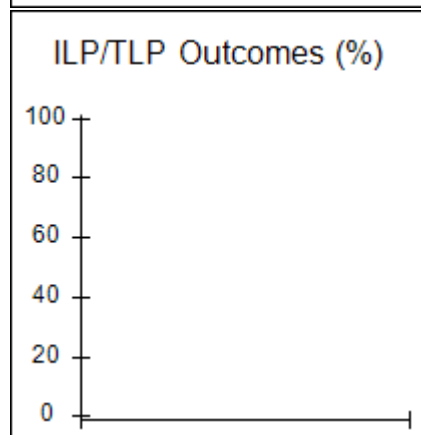

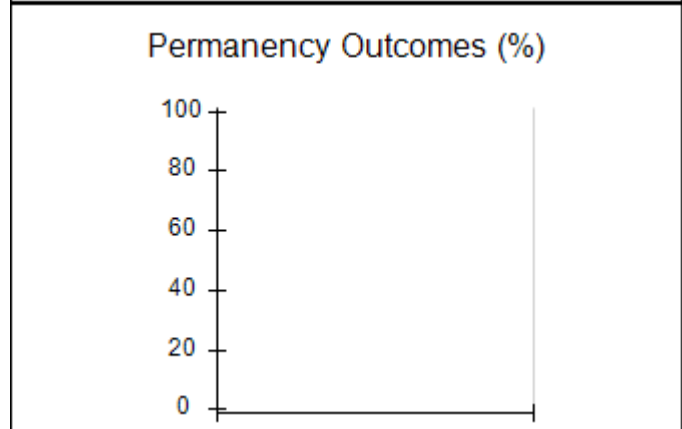
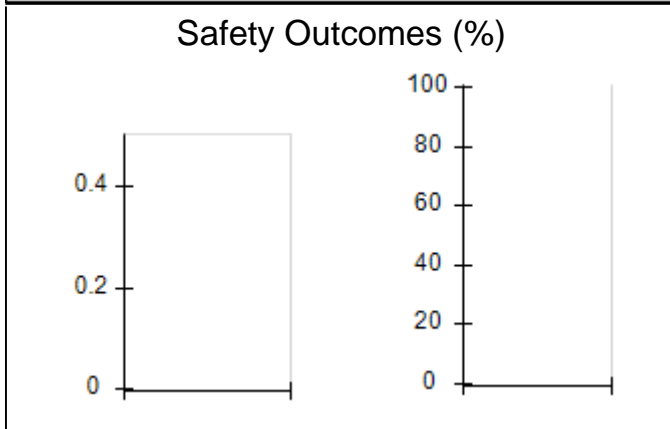
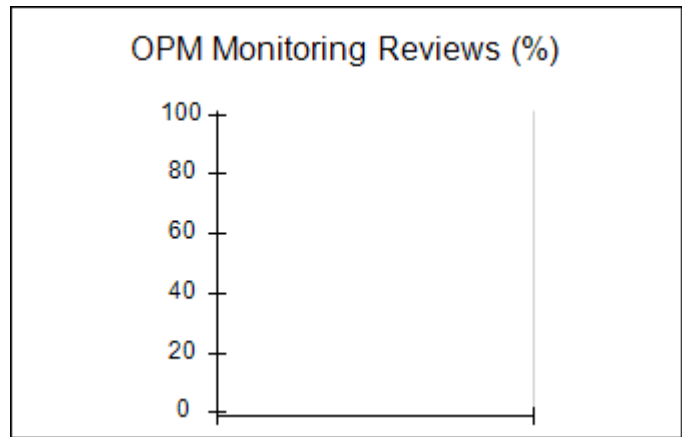
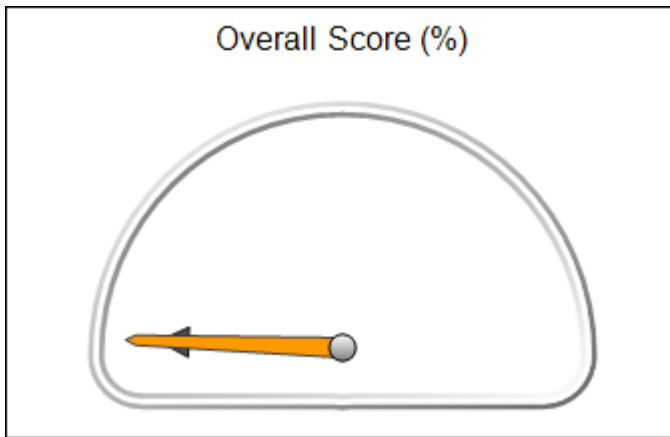
Total Reports:	0
Number Screened In:	0
Number Screened Out:	0
Number Substantiated:	0
Number Unsubstantiated:	0
Number Active CPS Investigations:	0



# Performance-Based Placement Measures RBWO Provider GA+SCORECARD - ILP/TLP

Report Quarter: Q4 FY2020

▼ — indicates average for all ILP/TLPs






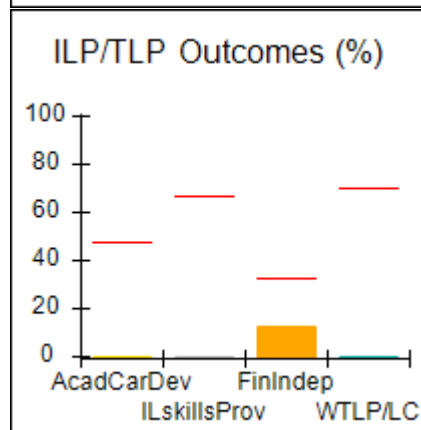
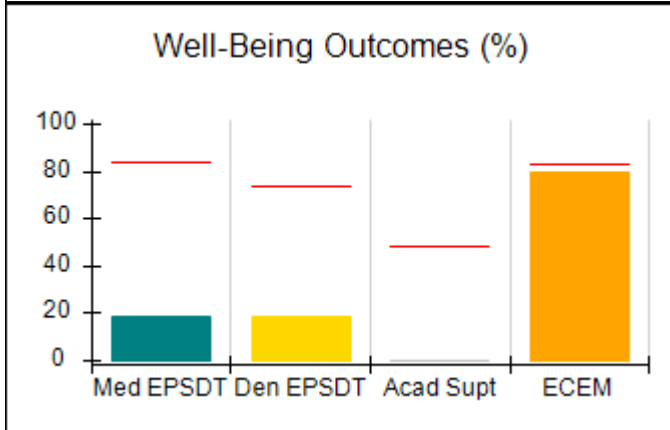
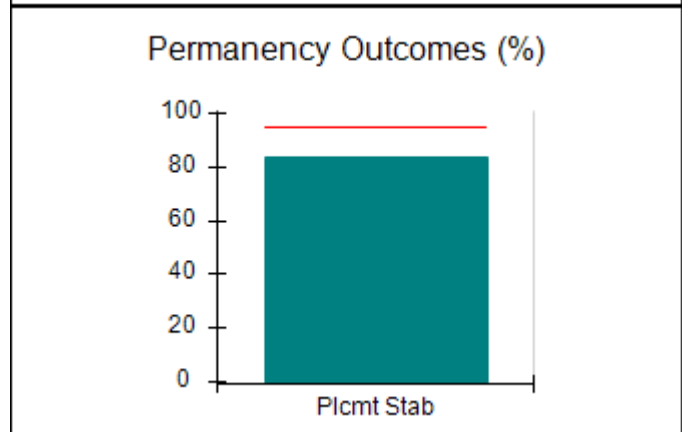
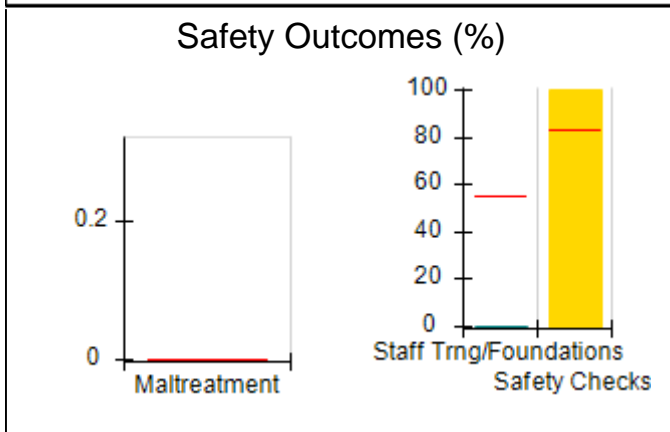
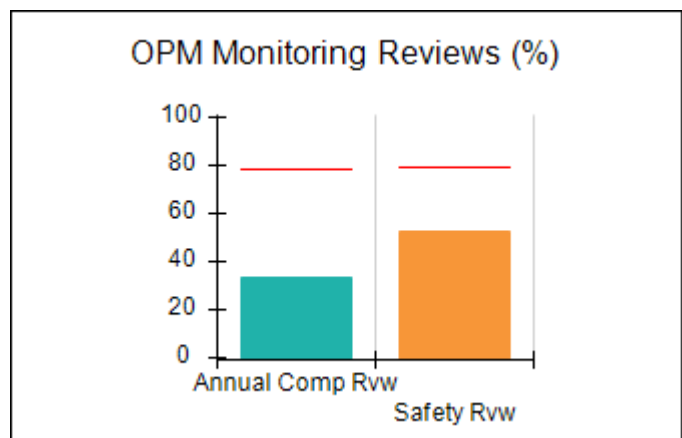
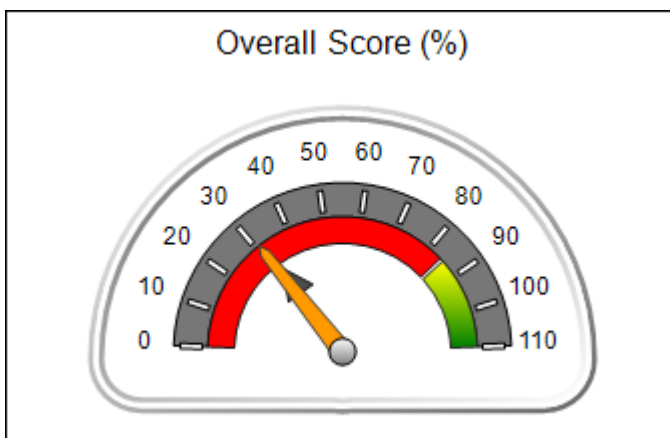
# Performance-Based Placement Measures RBWO Provider GA+SCORECARD - ILP/TLP

Report Quarter: Q4 FY2020

<b>Provider/Program Name: Phoenix International, Inc. - (5256) - ILP</b>			
178 Moury Ave SW, Atlanta, GA 30315	Quarterly Scores (Grades)		Current Quarter Score (Grade)
Phone: 678-631-7473	Q1: 42.16 (F)	Q2: 40.49 (F)	<b>31.04% (F)</b>
Vendor ID# 153026	Q3: 34.00 (F)	Q4: 31.04 (F)	
Program Census Information:	# Children in Care During Quarter: 19	# Placements During Quarter: 19	# Children in Care On Last Day: 14

## Quarterly Provider Comparisons to All ILP/TLPs

▼ — indicates average for all ILP/TLPs





## Performance-Based Placement Measures RBWO Provider GA+SCORECARD - ILP/TLP

Report Quarter: Q4 FY2020

Provider/Program Name: Phoenix International, Inc. - (5256) - ILP				
178 Moury Ave SW, Atlanta, GA 30315		Quarterly Scores (Grades)		Current Quarter Score (Grade)
Phone: 678-631-7473		Q1: 42.16 (F)	Q2: 40.49 (F)	<b>31.04%</b> <b>(F)</b>
Vendor ID# 153026		Q3: 34.00 (F)	Q4: 31.04 (F)	
Program Census Information:		# Children in Care During Quarter: 19	# Placements During Quarter: 19	# Children in Care On Last Day: 14
	Avg Performance All ILP/TLPs (%)	Provider Performance (%)*	Possible Points (Weight)	Provider Points Earned
OPM Monitoring Reviews				
Annual Comprehensive Reviews	79%	33%	15	5.00
Safety Reviews	80%	53%	10	5.25
<b>Monitoring Sub-Total</b>			<b>25</b>	<b>10.25</b>
ILP/TLP Safety Outcomes				
Incidence of Maltreatment	0.00%	No Substantiated Reports	3	3.00
Staff Training/Foundations	55%	0%	5	0.00
Staff Safety Checks	83%	100%	5	5.00
<b>Safety Sub-Total</b>			<b>13</b>	<b>8.00</b>
ILP/TLP Permanency Outcomes				
Placement Stability	95%	84%	3	2.52
<b>Permanency Sub-Total</b>			<b>3</b>	<b>2.52</b>
ILP/TLP Well-Being Outcomes				
EPSDT Medical Visits	84%	19%	4	0.76
EPSDT Dental Visits	74%	19%	4	0.76
Academic Supports	48%	0%	2	0.00
Provider ECEM Visits	83%	80%	4	3.20
Placements with Siblings	22%	0%	Not Scored	Not Scored
Placements within Legal County	15%	0%	Not Scored	Not Scored
<b>Well-Being Sub-Total</b>			<b>14</b>	<b>4.72</b>
ILP/TLP Specialty Outcomes				
Academic/Career Development	47%	0%	10	0.00
Ind Living Skills Provision	67%	0%	15	0.00
Financial Independence	33%	12%	5	0.60
WTLP/Life Coach	70%	0%	15	0.00
<b>Specialty Sub-Total</b>			<b>45</b>	<b>0.60</b>

\*Performance calculation descriptions can be found in the FY 2019 RBWO PBP Measurements and Standards Guide.

<b>Monitoring &amp; Outcomes: Possible Points = 100</b>	<b>Points Earned = 26.09</b>
---	------------------------------



**Performance-Based Placement Measures**  
**RBWO Provider GA+SCORECARD - ILP/TLP**

Report Quarter: Q4 FY2020

<b>Score Before Incentives Credit</b>	<b>26.09%</b>
<b>Incentives Awarded</b>	<b>04.95 pts</b>
<b>PBP Verification</b>	<b>N/A pts</b>
<b>Total Score</b>	<b>31.04%</b>

**Provider/Program Name: Phoenix International, Inc. - (5256) - ILP**

Program Census Information:		# Children in Care During Quarter: 19	# Placements During Quarter: 19	# Children in Care On Last Day: 14
ILP/TLP Incentive Credits	Avg Performance All ILP/TLPs (Points)	Provider Performance (%)*	Possible Points (Weight)	Provider Points Earned
No DOC Involvement		59%	5	2.95
Community Connections		0%	4	0.00
Positive Permanency Connections		0%	5	0.00
HS Grad/GED/Prof or Trade Certificate/College		N/A	10/5/5/1	
Part-Time Employment with Medical Benefits		20%	10	2.00
Living Arrangements at Discharge		0%	10	0.00
Additional Academic Supports		0%	2	0.00
Additional IL Skills Provision		0%	5	0.00
Active Agency Accreditation		0%	4	0.00
Staff Clinical Licensure		0%	5	0.00
<b>Incentives Total</b>	<b>10.51</b>			<b>4.95</b>

\*Performance calculation descriptions can be found in the FY 2019 RBWO PBP Measurements and Standards Guide.

**Child Protective Services Investigations and Dispositions**

The following investigations data, which is not used for scoring but is considered significant to a provider's performance, is from Georgia SHINES and is not considered final or complete until the end of the fiscal year.

Total Reports:	0
Number Screened In:	0
Number Screened Out:	0
Number Substantiated:	0
Number Unsubstantiated:	0
Number Active CPS Investigations:	0



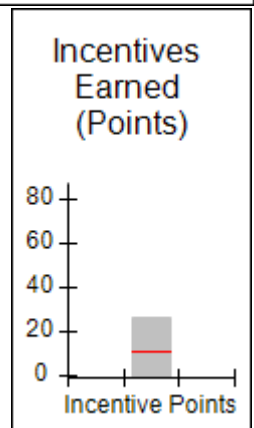
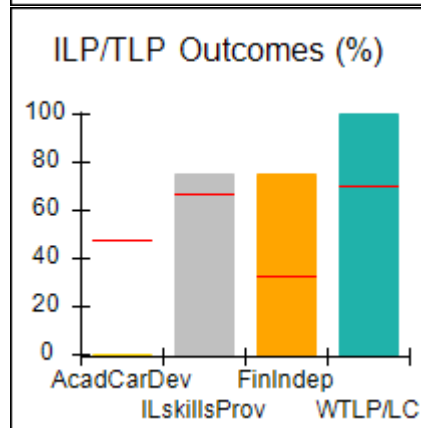
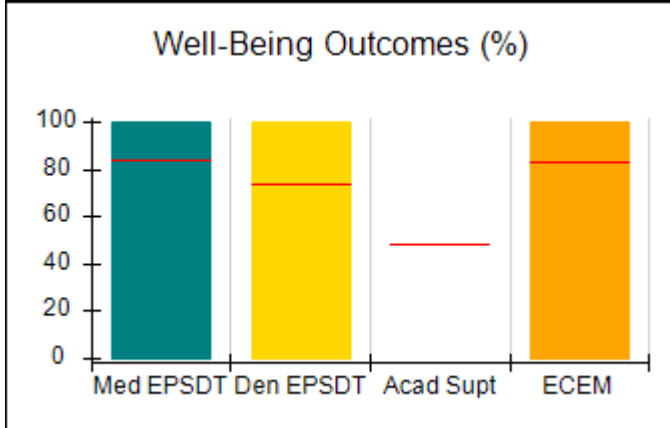
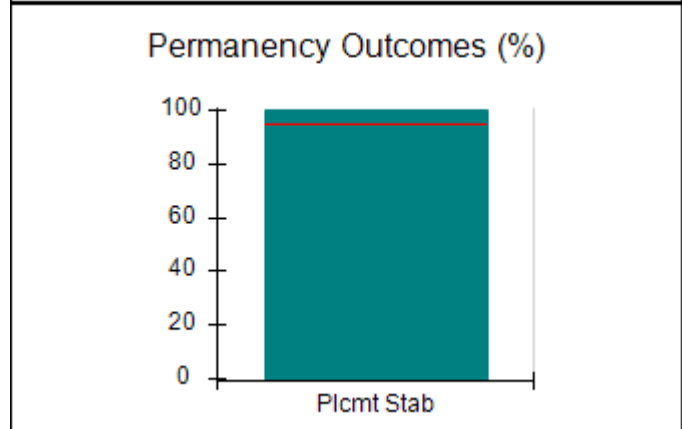
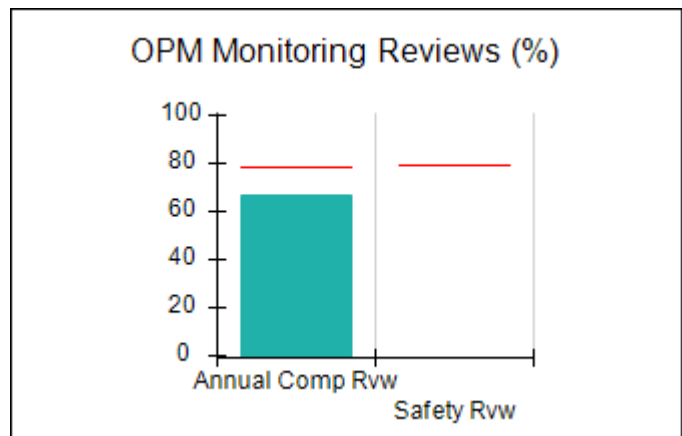
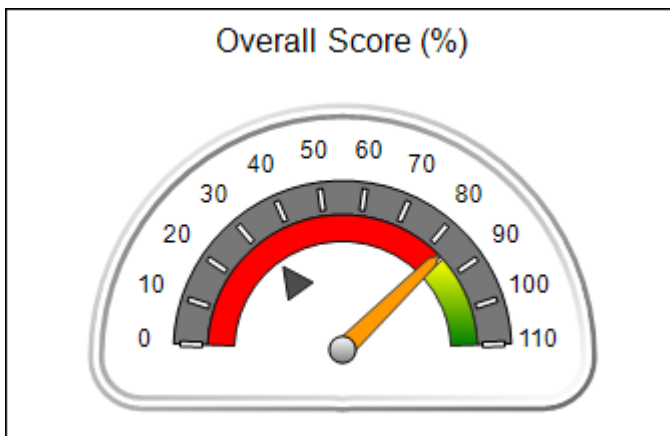
# Performance-Based Placement Measures RBWO Provider GA+SCORECARD - ILP/TLP

Report Quarter: Q4 FY2020

<b>Provider/Program Name: Positive Growth - Clarkston ILP (5239) - ILP</b>			
977 Smith St., Clarkston, GA 30021	Quarterly Scores (Grades)		Current Quarter Score (Grade)
Phone: 404-292-6420	Q1: 37.07 (F)	Q2: 42.07 (F)	<b>83.52%</b> <b>(B-)</b>
Vendor ID# 143219	Q3: 85.53 (B)	Q4: 83.52 (B-)	
Program Census Information:	# Children in Care During Quarter: 2	# Placements During Quarter: 2	# Children in Care On Last Day: 2

## Quarterly Provider Comparisons to All ILP/TLPs

▼ — indicates average for all ILP/TLPs





## Performance-Based Placement Measures RBWO Provider GA+SCORECARD - ILP/TLP

Report Quarter: Q4 FY2020

Provider/Program Name: Positive Growth - Clarkston ILP (5239) - ILP				
977 Smith St., Clarkston, GA 30021		Quarterly Scores (Grades)		Current Quarter Score (Grade)
Phone: 404-292-6420		Q1: 37.07 (F)	Q2: 42.07 (F)	<b>83.52%</b> <b>(B-)</b>
Vendor ID# 143219		Q3: 85.53 (B)	Q4: 83.52 (B-)	
Program Census Information:		# Children in Care During Quarter: 2	# Placements During Quarter: 2	# Children in Care On Last Day: 2
	Avg Performance All ILP/TLPs (%)	Provider Performance (%)*	Possible Points (Weight)	Provider Points Earned
OPM Monitoring Reviews				
Annual Comprehensive Reviews	79%	67%	15	10.07
Safety Reviews	80%	Not Yet Conducted		
<b>Monitoring Sub-Total</b>			<b>15</b>	<b>10.07</b>
ILP/TLP Safety Outcomes				
Incidence of Maltreatment	0.00%	Not Eligible		
Staff Training/Foundations	55%	60%	6.5	3.90
Staff Safety Checks	83%	80%	6.5	5.20
<b>Safety Sub-Total</b>			<b>13</b>	<b>9.10</b>
ILP/TLP Permanency Outcomes				
Placement Stability	95%	100%	3	3.00
<b>Permanency Sub-Total</b>			<b>3</b>	<b>3.00</b>
ILP/TLP Well-Being Outcomes				
EPSDT Medical Visits	84%	100%	4.7	4.67
EPSDT Dental Visits	74%	100%	4.7	4.67
Academic Supports	48%	Not Eligible		
Provider ECEM Visits	83%	100%	4.7	4.67
Placements with Siblings	22%	Not Eligible	Not Scored	Not Scored
Placements within Legal County	15%	0%	Not Scored	Not Scored
<b>Well-Being Sub-Total</b>			<b>14</b>	<b>14.00</b>
ILP/TLP Specialty Outcomes				
Academic/Career Development	47%	0%	10	0.00
Ind Living Skills Provision	67%	75%	15	11.25
Financial Independence	33%	75%	5	3.75
WTLP/Life Coach	70%	100%	15	15.00
<b>Specialty Sub-Total</b>			<b>45</b>	<b>30.00</b>
*Performance calculation descriptions can be found in the FY 2019 RBWO PBP Measurements and Standards Guide.				

<b>Monitoring &amp; Outcomes: Possible Points = 95</b>	<b>Points Earned = 66.17</b>
<b>Score Before Incentives Credit</b>	<b>73.52%</b>



**Performance-Based Placement Measures**  
**RBWO Provider GA+SCORECARD - ILP/TLP**

Report Quarter: Q4 FY2020

<b>Incentives Awarded</b>	<b>10.00 pts</b>
<b>PBP Verification</b>	<b>N/A pts</b>
<b>Total Score</b>	<b>83.52%</b>

**Provider/Program Name: Positive Growth - Clarkston ILP (5239) - ILP**

Program Census Information:		# Children in Care During Quarter: 2	# Placements During Quarter: 2	# Children in Care On Last Day: 2
ILP/TLP Incentive Credits	Avg Performance All ILP/TLPs (Points)	Provider Performance (%)*	Possible Points (Weight)	Provider Points Earned
No DOC Involvement		75%	5	3.75
Community Connections		100%	4	4.00
Positive Permanency Connections		100%	5	5.00
HS Grad/GED/Prof or Trade Certificate/College		N/A	10/5/5/1	10.00
Part-Time Employment with Medical Benefits		Not Eligible	10	
Living Arrangements at Discharge		Not Eligible	10	
Additional Academic Supports		Not Eligible	2	
Additional IL Skills Provision		25%	5	1.25
Active Agency Accreditation		50%	4	2.00
Staff Clinical Licensure		0%	5	0.00
<b>Incentives Total</b>	<b>10.51</b>			<b>26.00</b>

\*Performance calculation descriptions can be found in the FY 2019 RBWO PBP Measurements and Standards Guide.

**Child Protective Services Investigations and Dispositions**

The following investigations data, which is not used for scoring but is considered significant to a provider's performance, is from Georgia SHINES and is not considered final or complete until the end of the fiscal year.

Total Reports:	0
Number Screened In:	0
Number Screened Out:	0
Number Substantiated:	0
Number Unsubstantiated:	0
Number Active CPS Investigations:	0





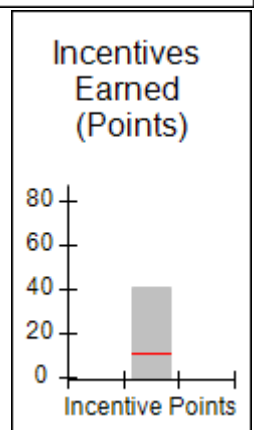
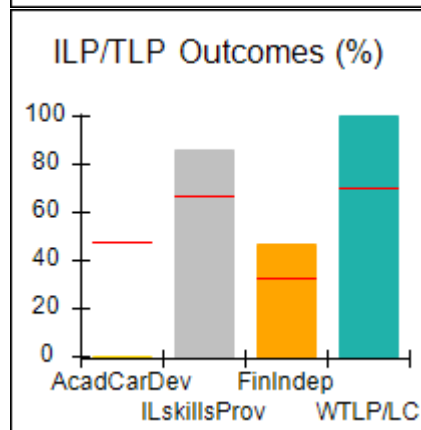
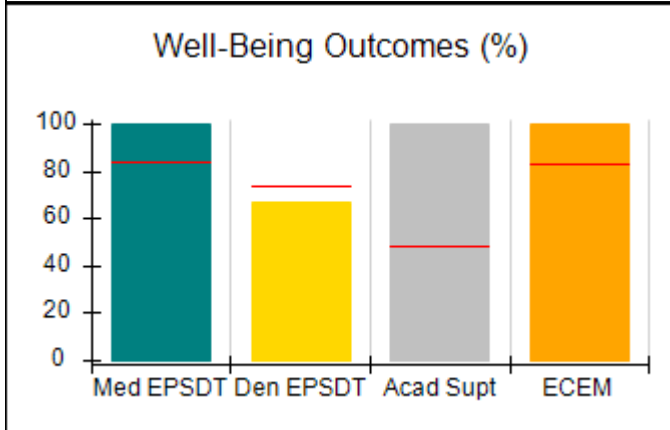
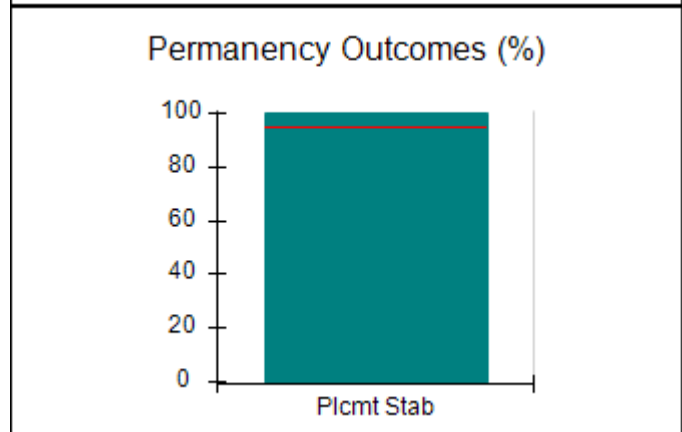
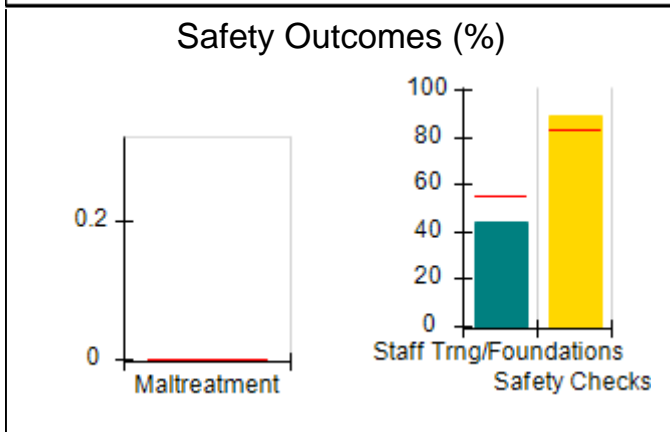
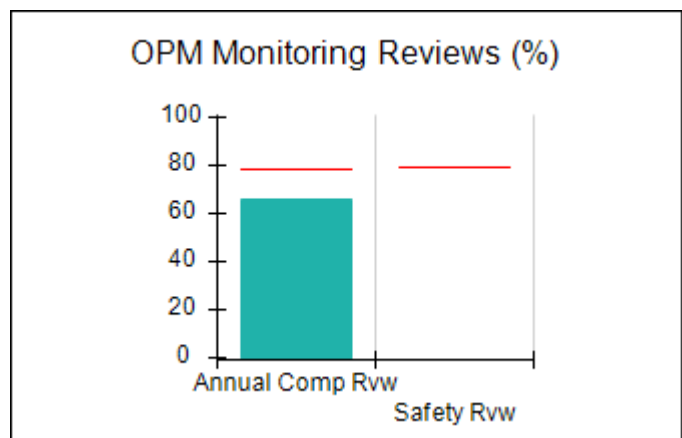
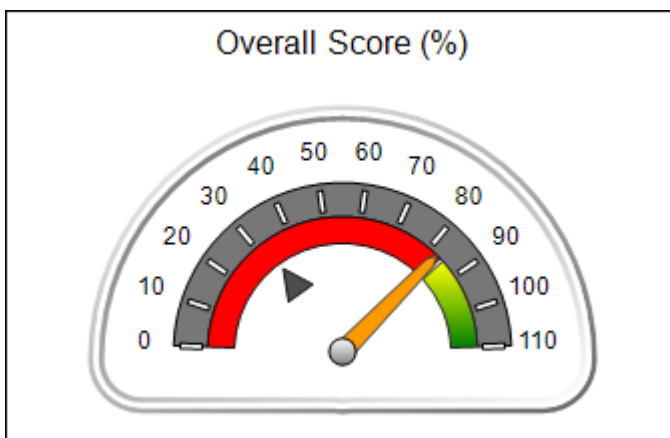
# Performance-Based Placement Measures RBWO Provider GA+SCORECARD - ILP/TLP

Report Quarter: Q4 FY2020

Provider/Program Name: Positive Growth - Ponce de Leon Ave. II (955) - TLP			
4050 E Ponce de Leon Avenue, Clarkston, GA 30021	Quarterly Scores (Grades)		Current Quarter Score (Grade)
Phone: 404 292-6420	Q1: 53.18 (F)	Q2: 64.16 (D)	<b>82.80%</b> <b>(B-)</b>
Vendor ID# 71783	Q3: 92.35 (A-)	Q4: 82.80 (B-)	
Program Census Information:	# Children in Care During Quarter: 6	# Placements During Quarter: 6	# Children in Care On Last Day: 3

## Quarterly Provider Comparisons to All ILP/TLPs

▼ — indicates average for all ILP/TLPs





## Performance-Based Placement Measures RBWO Provider GA+SCORECARD - ILP/TLP

Report Quarter: Q4 FY2020

Provider/Program Name: Positive Growth - Ponce de Leon Ave. II (955) - TLP				
4050 E Ponce de Leon Avenue, Clarkston, GA 30021		Quarterly Scores (Grades)		Current Quarter Score (Grade)
Phone: 404 292-6420		Q1: 53.18 (F)	Q2: 64.16 (D)	<b>82.80%</b> <b>(B-)</b>
Vendor ID# 71783		Q3: 92.35 (A-)	Q4: 82.80 (B-)	
Program Census Information:		# Children in Care During Quarter: 6	# Placements During Quarter: 6	# Children in Care On Last Day: 3
	Avg Performance All ILP/TLPs (%)	Provider Performance (%)*	Possible Points (Weight)	Provider Points Earned
OPM Monitoring Reviews				
Annual Comprehensive Reviews	79%	66%	15	9.94
Safety Reviews	80%	Not Yet Conducted		
<b>Monitoring Sub-Total</b>			<b>15</b>	<b>9.94</b>
ILP/TLP Safety Outcomes				
Incidence of Maltreatment	0.00%	No Substantiated Reports	3	3.00
Staff Training/Foundations	55%	44%	5	2.20
Staff Safety Checks	83%	89%	5	4.45
<b>Safety Sub-Total</b>			<b>13</b>	<b>9.65</b>
ILP/TLP Permanency Outcomes				
Placement Stability	95%	100%	3	3.00
<b>Permanency Sub-Total</b>			<b>3</b>	<b>3.00</b>
ILP/TLP Well-Being Outcomes				
EPSDT Medical Visits	84%	100%	4	4.00
EPSDT Dental Visits	74%	67%	4	2.68
Academic Supports	48%	100%	2	2.00
Provider ECEM Visits	83%	100%	4	4.00
Placements with Siblings	22%	0%	Not Scored	Not Scored
Placements within Legal County	15%	Not Eligible	Not Scored	Not Scored
<b>Well-Being Sub-Total</b>			<b>14</b>	<b>12.68</b>
ILP/TLP Specialty Outcomes				
Academic/Career Development	47%	0%	10	0.00
Ind Living Skills Provision	67%	86%	15	12.90
Financial Independence	33%	47%	5	2.35
WTLP/Life Coach	70%	100%	15	15.00
<b>Specialty Sub-Total</b>			<b>45</b>	<b>30.25</b>

\*Performance calculation descriptions can be found in the FY 2019 RBWO PBP Measurements and Standards Guide.

<b>Monitoring &amp; Outcomes: Possible Points = 95</b>	<b>Points Earned = 65.52</b>
--	------------------------------



**Performance-Based Placement Measures**  
**RBWO Provider GA+SCORECARD - ILP/TLP**

Report Quarter: Q4 FY2020

<b>Score Before Incentives Credit</b>	<b>72.80%</b>
<b>Incentives Awarded</b>	<b>10.00 pts</b>
<b>PBP Verification</b>	<b>N/A pts</b>
<b>Total Score</b>	<b>82.80%</b>

**Provider/Program Name: Positive Growth - Ponce de Leon Ave. II (955) - TLP**

Program Census Information:		# Children in Care During Quarter: 6	# Placements During Quarter: 6	# Children in Care On Last Day: 3
ILP/TLP Incentive Credits	Avg Performance All ILP/TLPs (Points)	Provider Performance (%)*	Possible Points (Weight)	Provider Points Earned
No DOC Involvement		54%	5	2.70
Community Connections		100%	4	4.00
Positive Permanency Connections		100%	5	5.00
HS Grad/GED/Prof or Trade Certificate/College		N/A	10/5/5/1	20.00
Part-Time Employment with Medical Benefits		0%	10	0.00
Living Arrangements at Discharge		33%	10	3.30
Additional Academic Supports		100%	2	2.00
Additional IL Skills Provision		36%	5	1.80
Active Agency Accreditation		50%	4	2.00
Staff Clinical Licensure		0%	5	0.00
<b>Incentives Total</b>	<b>10.51</b>			<b>40.80</b>

\*Performance calculation descriptions can be found in the FY 2019 RBWO PBP Measurements and Standards Guide.

**Child Protective Services Investigations and Dispositions**

The following investigations data, which is not used for scoring but is considered significant to a provider's performance, is from Georgia SHINES and is not considered final or complete until the end of the fiscal year.


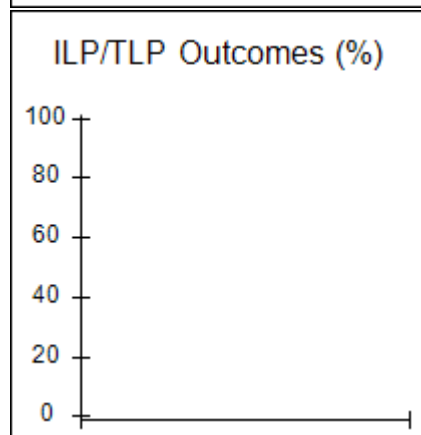

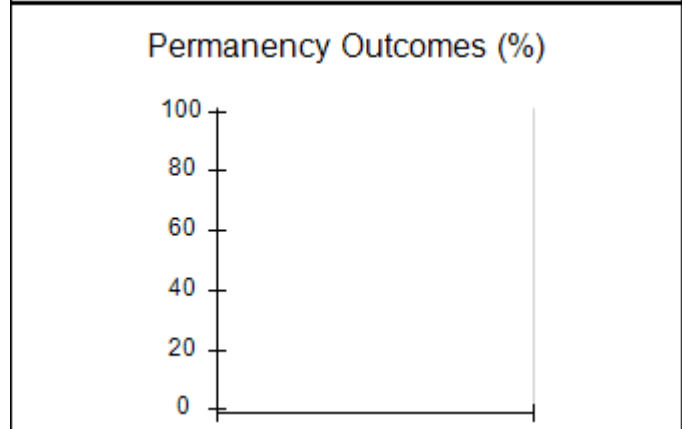
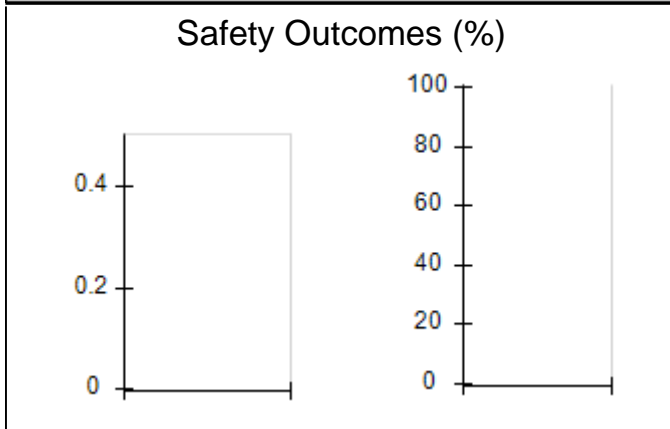
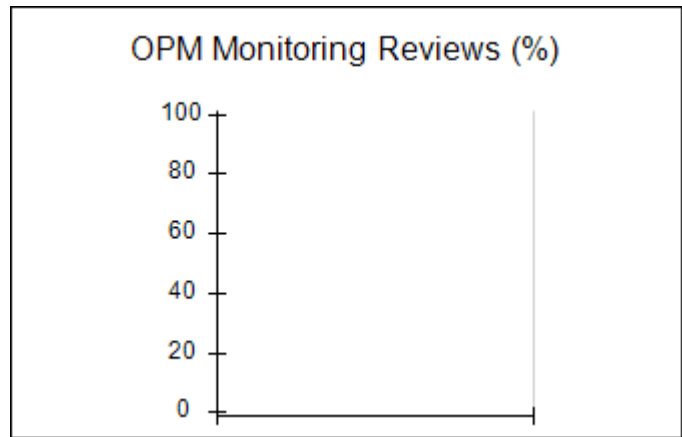
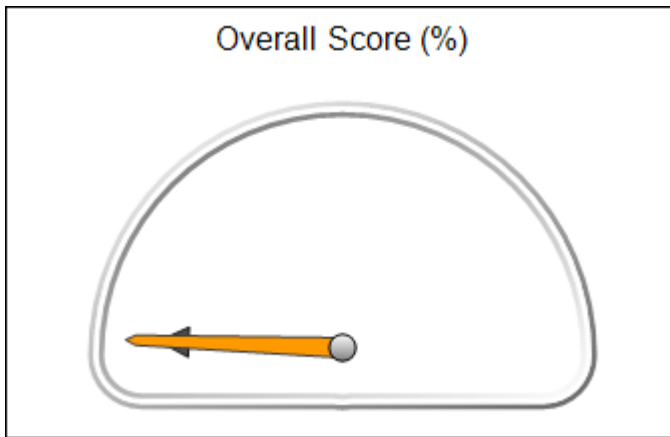
Total Reports:	0
Number Screened In:	0
Number Screened Out:	0
Number Substantiated:	0
Number Unsubstantiated:	0
Number Active CPS Investigations:	0



# Performance-Based Placement Measures RBWO Provider GA+SCORECARD - ILP/TLP

Report Quarter: Q4 FY2020

▼ — indicates average for all ILP/TLPs






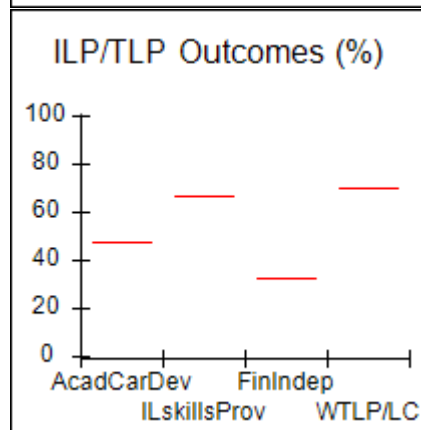
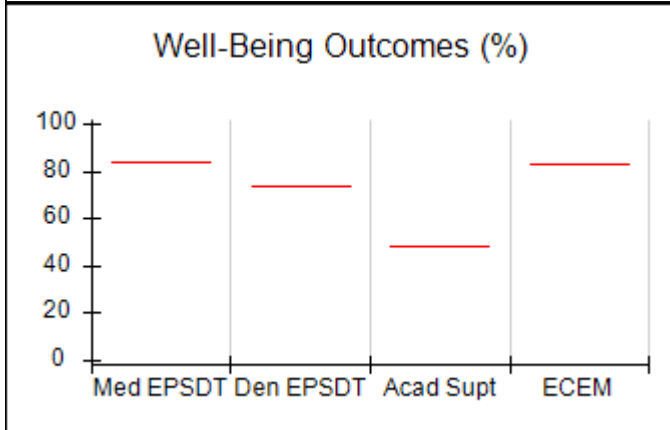
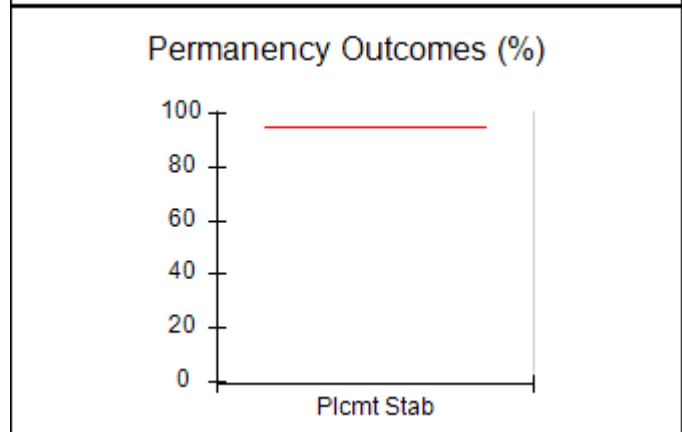
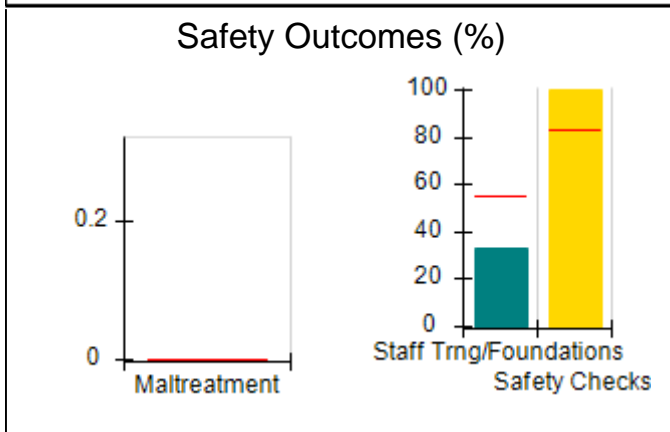
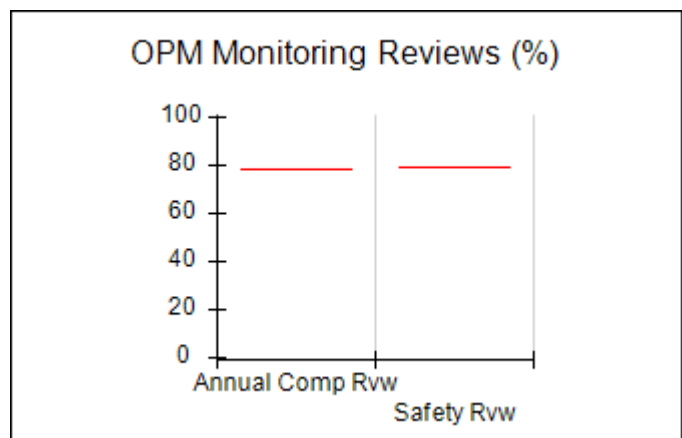
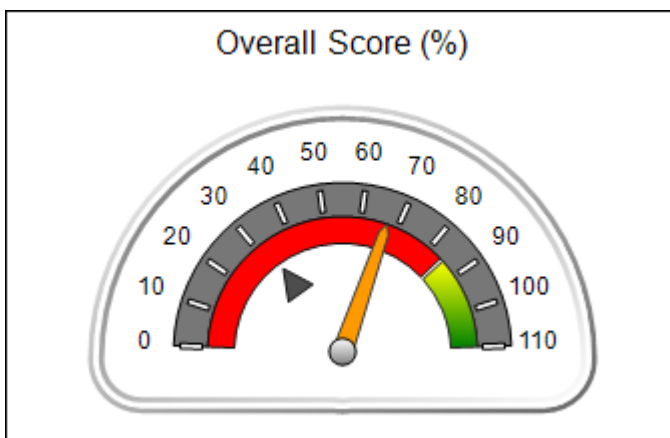
# Performance-Based Placement Measures RBWO Provider GA+SCORECARD - ILP/TLP

Report Quarter: Q4 FY2020

<b>Provider/Program Name: R &amp; R Global, LLC - (5418) - ILP</b>			
337 S. Milledge Ave., Athens, GA 30605	Quarterly Scores (Grades)		Current Quarter Score (Grade)
Phone: 678-481-4770	Q1: (N/A)	Q2: 80.69 (B-)	<b>67.00%</b> <b>(D+)</b>
Vendor ID# 166376	Q3: 102.47 (A+)	Q4: 67.00 (D+)	
Program Census Information:	# Children in Care During Quarter: 0	# Placements During Quarter: 0	# Children in Care On Last Day: 0

## Quarterly Provider Comparisons to All ILP/TLPs

▼ — indicates average for all ILP/TLPs





## Performance-Based Placement Measures RBWO Provider GA+SCORECARD - ILP/TLP

Report Quarter: Q4 FY2020

<b>Provider/Program Name: R &amp; R Global, LLC - (5418) - ILP</b>				
337 S. Milledge Ave., Athens, GA 30605		Quarterly Scores (Grades)		Current Quarter Score (Grade)
Phone: 678-481-4770		Q1: (N/A)	Q2: 80.69 (B-)	<b>67.00%</b> <b>(D+)</b>
Vendor ID# 166376		Q3: 102.47 (A+)	Q4: 67.00 (D+)	
Program Census Information:		# Children in Care During Quarter: 0	# Placements During Quarter: 0	# Children in Care On Last Day: 0
	Avg Performance All ILP/TLPs (%)	Provider Performance (%)*	Possible Points (Weight)	Provider Points Earned
<b>OPM Monitoring Reviews</b>				
Annual Comprehensive Reviews	79%	Not Yet Conducted		
Safety Reviews	80%	Not Yet Conducted		
<b>Monitoring Sub-Total</b>				<b>0.00</b>
<b>ILP/TLP Safety Outcomes</b>				
Incidence of Maltreatment	0.00%	Not Eligible		
Staff Training/Foundations	55%	33%	6.5	2.15
Staff Safety Checks	83%	100%	6.5	6.50
<b>Safety Sub-Total</b>			<b>13</b>	<b>8.65</b>
<b>ILP/TLP Permanency Outcomes</b>				
Placement Stability	95%	Not Eligible		
<b>Permanency Sub-Total</b>			<b>N/A</b>	
<b>ILP/TLP Well-Being Outcomes</b>				
EPSDT Medical Visits	84%	Not Eligible		
EPSDT Dental Visits	74%	Not Eligible		
Academic Supports	48%	Not Eligible		
Provider ECEM Visits	83%	Not Eligible		
Placements with Siblings	22%	Not Eligible	Not Scored	Not Scored
Placements within Legal County	15%	Not Eligible	Not Scored	Not Scored
<b>Well-Being Sub-Total</b>			<b>N/A</b>	
<b>ILP/TLP Specialty Outcomes</b>				
Academic/Career Development	47%	Not Eligible		
Ind Living Skills Provision	67%	Not Eligible		
Financial Independence	33%	Not Eligible		
WTLP/Life Coach	70%	Not Eligible		
<b>Specialty Sub-Total</b>			<b>N/A</b>	
*Performance calculation descriptions can be found in the FY 2019 RBWO PBP Measurements and Standards Guide.				

<b>Monitoring &amp; Outcomes: Possible Points = 13</b>	<b>Points Earned = 08.65</b>
<b>Score Before Incentives Credit</b>	<b>66.50%</b>



**Performance-Based Placement Measures**  
**RBWO Provider GA+SCORECARD - ILP/TLP**

Report Quarter: Q4 FY2020

<b>Incentives Awarded</b>	<b>00.50 pts</b>
<b>PBP Verification</b>	<b>N/A pts</b>
<b>Total Score</b>	<b>67.00%</b>

**Provider/Program Name: R & R Global, LLC - (5418) - ILP**

Program Census Information:		# Children in Care During Quarter: 0	# Placements During Quarter: 0	# Children in Care On Last Day: 0
ILP/TLP Incentive Credits	Avg Performance All ILP/TLPs (Points)	Provider Performance (%)*	Possible Points (Weight)	Provider Points Earned
No DOC Involvement		Not Eligible	5	
Community Connections		Not Eligible	4	
Positive Permanency Connections		Not Eligible	5	
HS Grad/GED/Prof or Trade Certificate/College		N/A	10/5/5/1	
Part-Time Employment with Medical Benefits		Not Eligible	10	
Living Arrangements at Discharge		Not Eligible	10	
Additional Academic Supports		Not Eligible	2	
Additional IL Skills Provision		Not Eligible	5	
Active Agency Accreditation		0%	4	0.00
Staff Clinical Licensure		10%	5	0.50
<b>Incentives Total</b>	<b>10.51</b>			<b>0.50</b>

\*Performance calculation descriptions can be found in the FY 2019 RBWO PBP Measurements and Standards Guide.

**Child Protective Services Investigations and Dispositions**

The following investigations data, which is not used for scoring but is considered significant to a provider's performance, is from Georgia SHINES and is not considered final or complete until the end of the fiscal year.

Total Reports:	0
Number Screened In:	0
Number Screened Out:	0
Number Substantiated:	0
Number Unsubstantiated:	0
Number Active CPS Investigations:	0



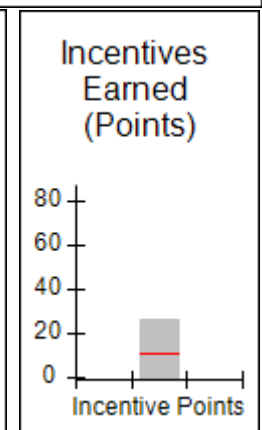
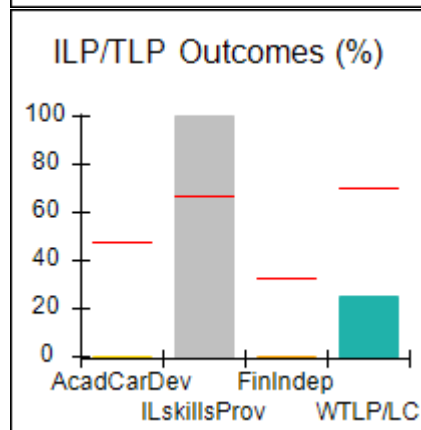
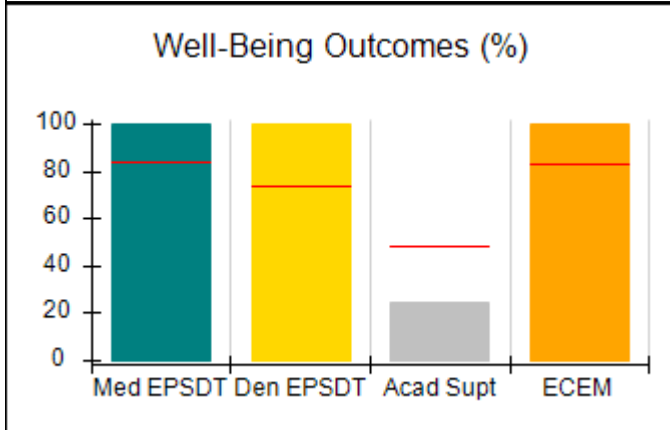
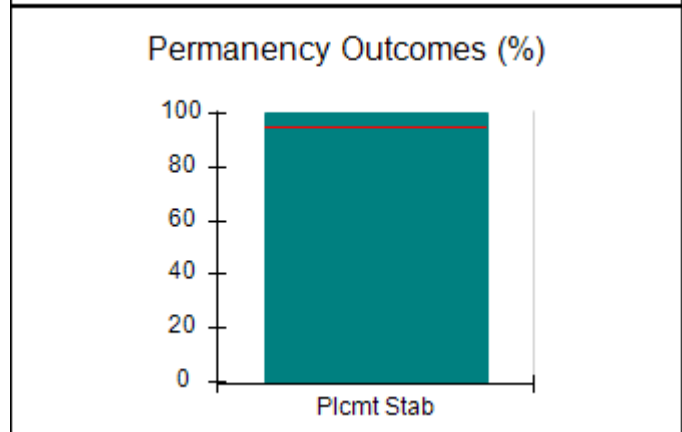
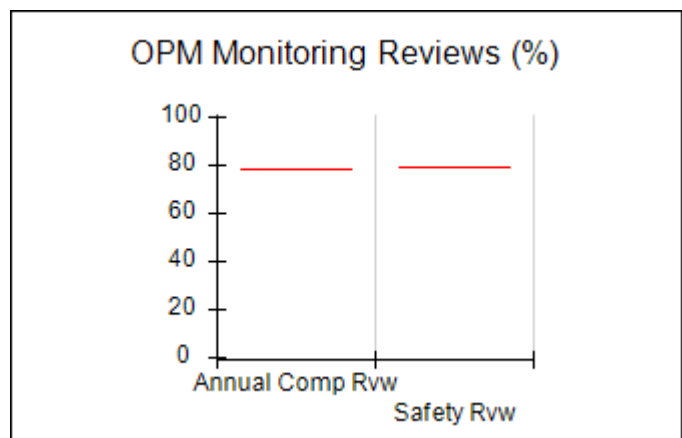
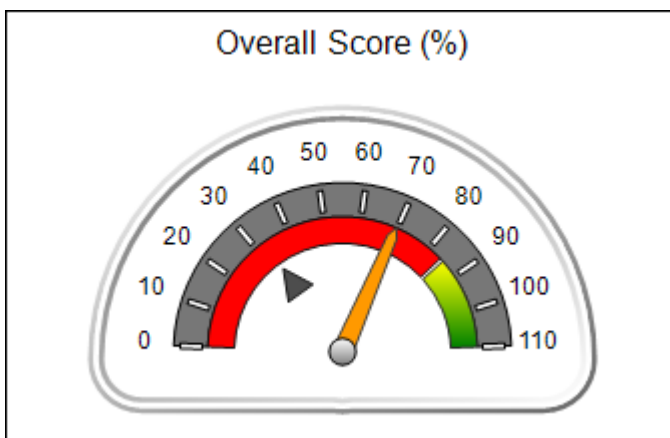
# Performance-Based Placement Measures RBWO Provider GA+SCORECARD - ILP/TLP

Report Quarter: Q4 FY2020

<b>Provider/Program Name: Riley's Village Inc. - (5419) - ILP</b>			
202 Bradley Street , Carrollton, GA 30117	Quarterly Scores (Grades)		Current Quarter Score (Grade)
Phone: 770-743-7720	Q1: (N/A)	Q2: 50.00 (F)	<b>69.67%</b> <b>(D+)</b>
Vendor ID# 166576	Q3: 59.86 (F)	Q4: 69.67 (D+)	
Program Census Information:	# Children in Care During Quarter: 2	# Placements During Quarter: 2	# Children in Care On Last Day: 2

## Quarterly Provider Comparisons to All ILP/TLPs

▼ — indicates average for all ILP/TLPs







## Performance-Based Placement Measures RBWO Provider GA+SCORECARD - ILP/TLP

Report Quarter: Q4 FY2020

<b>Provider/Program Name: Riley's Village Inc. - (5419) - ILP</b>				
202 Bradley Street , Carrollton, GA 30117		Quarterly Scores (Grades)		Current Quarter Score (Grade)
Phone: 770-743-7720		Q1: (N/A)	Q2: 50.00 (F)	<b>69.67%</b> <b>(D+)</b>
Vendor ID# 166576		Q3: 59.86 (F)	Q4: 69.67 (D+)	
Program Census Information:		# Children in Care During Quarter: 2	# Placements During Quarter: 2	# Children in Care On Last Day: 2
	Avg Performance All ILP/TLPs (%)	Provider Performance (%)*	Possible Points (Weight)	Provider Points Earned
<b>OPM Monitoring Reviews</b>				
Annual Comprehensive Reviews	79%	Not Yet Conducted		
Safety Reviews	80%	Not Yet Conducted		
<b>Monitoring Sub-Total</b>				<b>0.00</b>
<b>ILP/TLP Safety Outcomes</b>				
Incidence of Maltreatment	0.00%	No Substantiated Reports	3	3.00
Staff Training/Foundations	55%	50%	5	2.50
Staff Safety Checks	83%	100%	5	5.00
<b>Safety Sub-Total</b>			<b>13</b>	<b>10.50</b>
<b>ILP/TLP Permanency Outcomes</b>				
Placement Stability	95%	100%	3	3.00
<b>Permanency Sub-Total</b>			<b>3</b>	<b>3.00</b>
<b>ILP/TLP Well-Being Outcomes</b>				
EPSDT Medical Visits	84%	100%	4	4.00
EPSDT Dental Visits	74%	100%	4	4.00
Academic Supports	48%	25%	2	0.50
Provider ECEM Visits	83%	100%	4	4.00
Placements with Siblings	22%	Not Eligible	Not Scored	Not Scored
Placements within Legal County	15%	0%	Not Scored	Not Scored
<b>Well-Being Sub-Total</b>			<b>14</b>	<b>12.50</b>
<b>ILP/TLP Specialty Outcomes</b>				
Academic/Career Development	47%	0%	10	0.00
Ind Living Skills Provision	67%	100%	15	15.00
Financial Independence	33%	0%	5	0.00
WTLP/Life Coach	70%	25%	15	3.75
<b>Specialty Sub-Total</b>			<b>45</b>	<b>18.75</b>
*Performance calculation descriptions can be found in the FY 2019 RBWO PBP Measurements and Standards Guide.				

<b>Monitoring &amp; Outcomes: Possible Points = 80</b>	<b>Points Earned = 44.75</b>
--	------------------------------



## Performance-Based Placement Measures RBWO Provider GA+SCORECARD - ILP/TLP

Report Quarter: Q4 FY2020

<b>Score Before Incentives Credit</b>	<b>59.67%</b>
<b>Incentives Awarded</b>	<b>10.00 pts</b>
<b>PBP Verification</b>	<b>N/A pts</b>
<b>Total Score</b>	<b>69.67%</b>

<b>Provider/Program Name: Riley's Village Inc. - (5419) - ILP</b>				
Program Census Information:		# Children in Care During Quarter: 2	# Placements During Quarter: 2	# Children in Care On Last Day: 2
ILP/TLP Incentive Credits	Avg Performance All ILP/TLPs (Points)	Provider Performance (%)*	Possible Points (Weight)	Provider Points Earned
No DOC Involvement		25%	5	1.25
Community Connections		0%	4	0.00
Positive Permanency Connections		0%	5	0.00
HS Grad/GED/Prof or Trade Certificate/College		N/A	10/5/5/1	20.00
Part-Time Employment with Medical Benefits		Not Eligible	10	
Living Arrangements at Discharge		Not Eligible	10	
Additional Academic Supports		0%	2	0.00
Additional IL Skills Provision		100%	5	5.00
Active Agency Accreditation		0%	4	0.00
Staff Clinical Licensure		0%	5	0.00
<b>Incentives Total</b>	<b>10.51</b>			<b>26.25</b>

\*Performance calculation descriptions can be found in the FY 2019 RBWO PBP Measurements and Standards Guide.

<b>Child Protective Services Investigations and Dispositions</b>	
The following investigations data, which is not used for scoring but is considered significant to a provider's performance, is from Georgia SHINES and is not considered final or complete until the end of the fiscal year.	
Total Reports:	0
Number Screened In:	0
Number Screened Out:	0
Number Substantiated:	0
Number Unsubstantiated:	0
Number Active CPS Investigations:	0




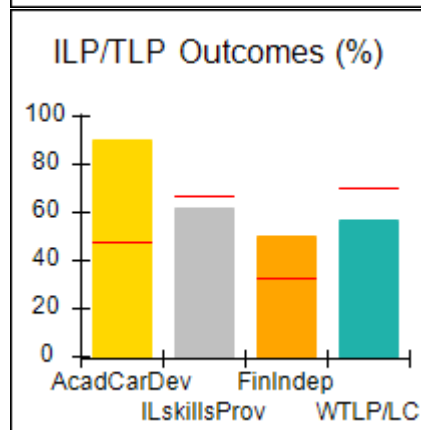
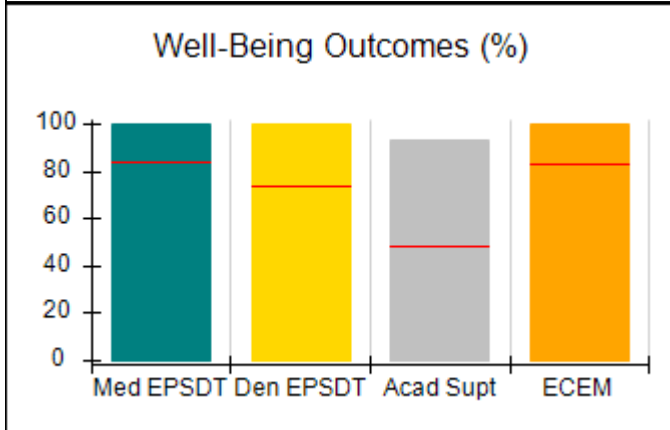
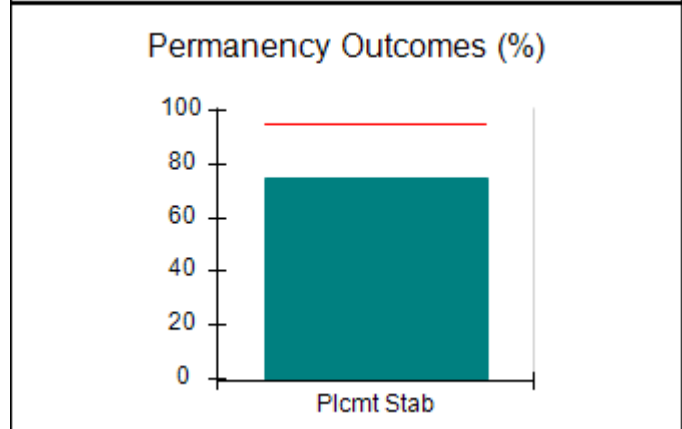
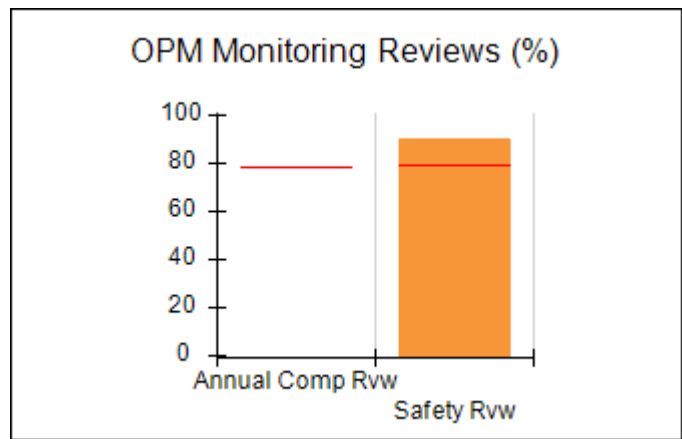
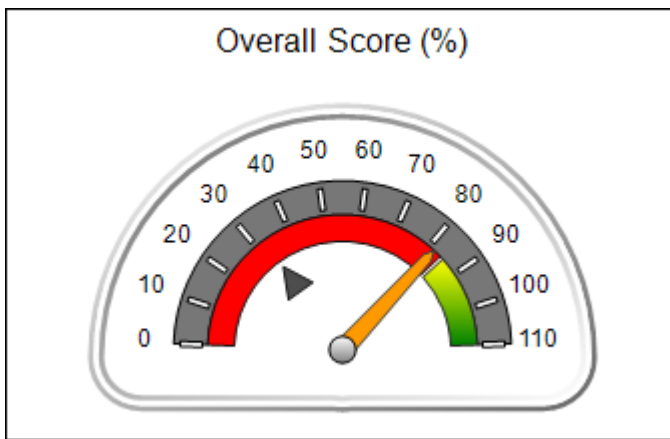
# Performance-Based Placement Measures RBWO Provider GA+SCORECARD - ILP/TLP

Report Quarter: Q4 FY2020

<b>Provider/Program Name: Rosaleana's Community Development Center Inc. - (5270) - ILP</b>			
<b>3350 Mount Gilead , Atlanta, GA 30311</b>	<b>Quarterly Scores (Grades)</b>		<b>Current Quarter Score (Grade)</b>
<b>Phone: 404-863-7444</b>	<b>Q1: 94.36 (A)</b>	<b>Q2: 77.25 (C+)</b>	<b>81.72% (B-)</b>
<b>Vendor ID# 95869</b>	<b>Q3: 79.26 (C+)</b>	<b>Q4: 81.72 (B-)</b>	
<b>Program Census Information:</b>	<b># Children in Care During Quarter: 16</b>	<b># Placements During Quarter: 16</b>	<b># Children in Care On Last Day: 8</b>

## Quarterly Provider Comparisons to All ILP/TLPs

▼ — indicates average for all ILP/TLPs





## Performance-Based Placement Measures RBWO Provider GA+SCORECARD - ILP/TLP

Report Quarter: Q4 FY2020

<b>Provider/Program Name: Rosaleana's Community Development Center Inc. - (5270) - ILP</b>				
<b>3350 Mount Gilead , Atlanta, GA 30311</b>		<b>Quarterly Scores (Grades)</b>		<b>Current Quarter Score (Grade)</b>
<b>Phone: 404-863-7444</b>		<b>Q1: 94.36 (A)</b>	<b>Q2: 77.25 (C+)</b>	<b>81.72%</b> <b>(B-)</b>
<b>Vendor ID# 95869</b>		<b>Q3: 79.26 (C+)</b>	<b>Q4: 81.72 (B-)</b>	
Program Census Information:		# Children in Care During Quarter: 16	# Placements During Quarter: 16	# Children in Care On Last Day: 8
	<b>Avg Performance All ILP/TLPs (%)</b>	<b>Provider Performance (%)*</b>	<b>Possible Points (Weight)</b>	<b>Provider Points Earned</b>
<b>OPM Monitoring Reviews</b>				
Annual Comprehensive Reviews	79%	Not Yet Conducted		
Safety Reviews	80%	90%	10	9.00
<b>Monitoring Sub-Total</b>			<b>10</b>	<b>9.00</b>
<b>ILP/TLP Safety Outcomes</b>				
Incidence of Maltreatment	0.00%	No Substantiated Reports	3	3.00
Staff Training/Foundations	55%	20%	5	1.00
Staff Safety Checks	83%	50%	5	2.50
<b>Safety Sub-Total</b>			<b>13</b>	<b>6.50</b>
<b>ILP/TLP Permanency Outcomes</b>				
Placement Stability	95%	75%	3	2.25
<b>Permanency Sub-Total</b>			<b>3</b>	<b>2.25</b>
<b>ILP/TLP Well-Being Outcomes</b>				
EPSDT Medical Visits	84%	100%	4	4.00
EPSDT Dental Visits	74%	100%	4	4.00
Academic Supports	48%	93%	2	1.86
Provider ECEM Visits	83%	100%	4	4.00
Placements with Siblings	22%	0%	Not Scored	Not Scored
Placements within Legal County	15%	0%	Not Scored	Not Scored
<b>Well-Being Sub-Total</b>			<b>14</b>	<b>13.86</b>
<b>ILP/TLP Specialty Outcomes</b>				
Academic/Career Development	47%	90%	10	9.00
Ind Living Skills Provision	67%	62%	15	9.30
Financial Independence	33%	50%	5	2.50
WTLP/Life Coach	70%	57%	15	8.55
<b>Specialty Sub-Total</b>			<b>45</b>	<b>29.35</b>
*Performance calculation descriptions can be found in the FY 2019 RBWO PBP Measurements and Standards Guide.				

<b>Monitoring &amp; Outcomes: Possible Points = 85</b>	<b>Points Earned = 60.96</b>
--	------------------------------



**Performance-Based Placement Measures**  
**RBWO Provider GA+SCORECARD - ILP/TLP**

Report Quarter: Q4 FY2020

<b>Score Before Incentives Credit</b>	<b>71.72%</b>
<b>Incentives Awarded</b>	<b>10.00 pts</b>
<b>PBP Verification</b>	<b>N/A pts</b>
<b>Total Score</b>	<b>81.72%</b>

**Provider/Program Name: Rosaleana's Community Development Center Inc. - (5270) - ILP**

Program Census Information:		# Children in Care During Quarter: 16	# Placements During Quarter: 16	# Children in Care On Last Day: 8
ILP/TLP Incentive Credits	Avg Performance All ILP/TLPs (Points)	Provider Performance (%)*	Possible Points (Weight)	Provider Points Earned
No DOC Involvement		95%	5	4.75
Community Connections		75%	4	3.00
Positive Permanency Connections		0%	5	0.00
HS Grad/GED/Prof or Trade Certificate/College		N/A	10/5/5/1	
Part-Time Employment with Medical Benefits		13%	10	1.30
Living Arrangements at Discharge		75%	10	7.50
Additional Academic Supports		0%	2	0.00
Additional IL Skills Provision		25%	5	1.25
Active Agency Accreditation		0%	4	0.00
Staff Clinical Licensure		0%	5	0.00
<b>Incentives Total</b>	<b>10.51</b>			<b>17.80</b>

\*Performance calculation descriptions can be found in the FY 2019 RBWO PBP Measurements and Standards Guide.

**Child Protective Services Investigations and Dispositions**

The following investigations data, which is not used for scoring but is considered significant to a provider's performance, is from Georgia SHINES and is not considered final or complete until the end of the fiscal year.

Total Reports:	0
Number Screened In:	0
Number Screened Out:	0
Number Substantiated:	0
Number Unsubstantiated:	0
Number Active CPS Investigations:	0



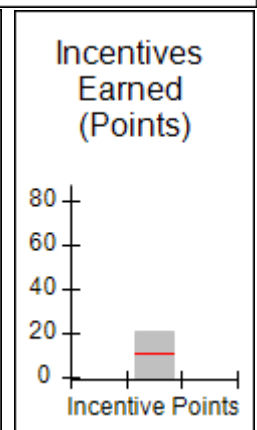
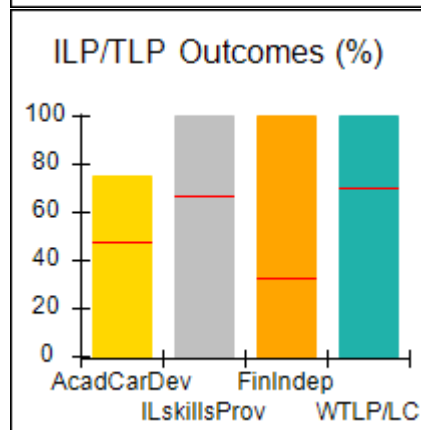
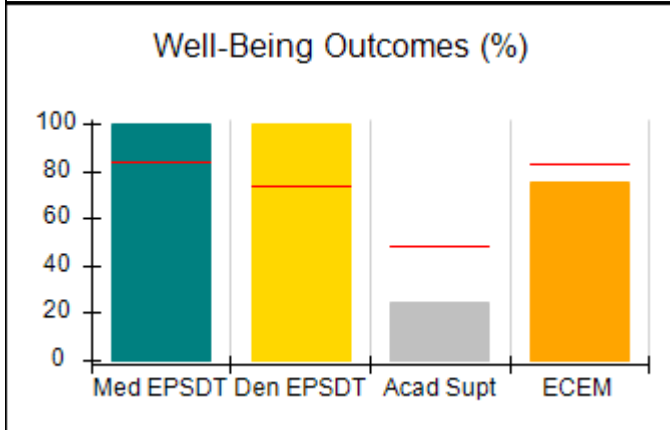
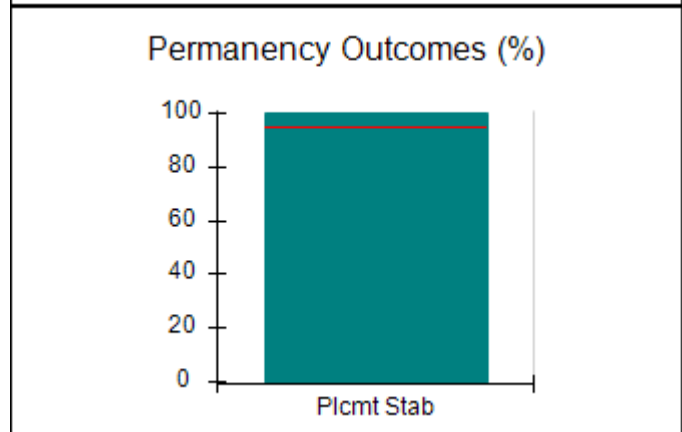
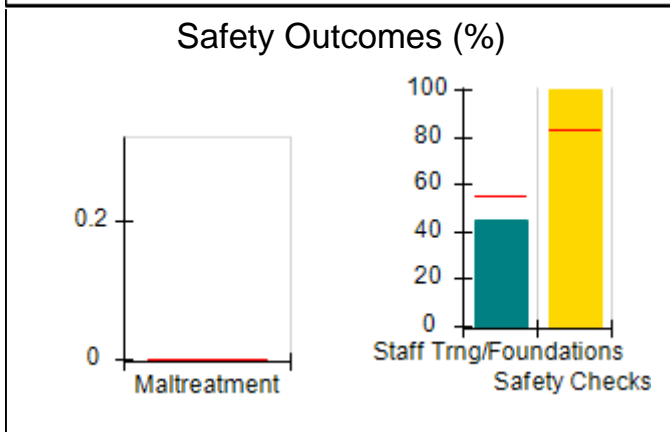
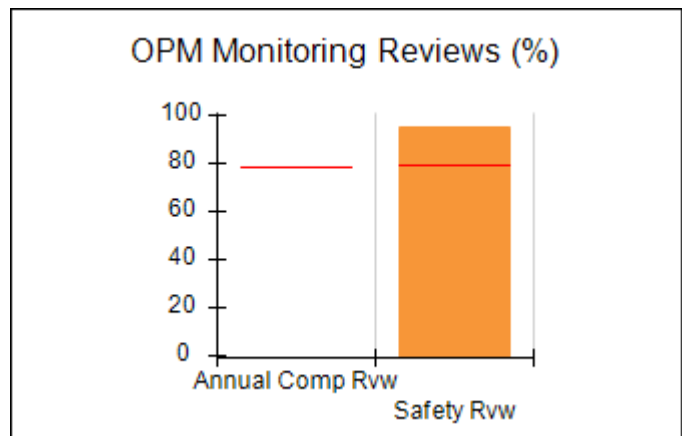
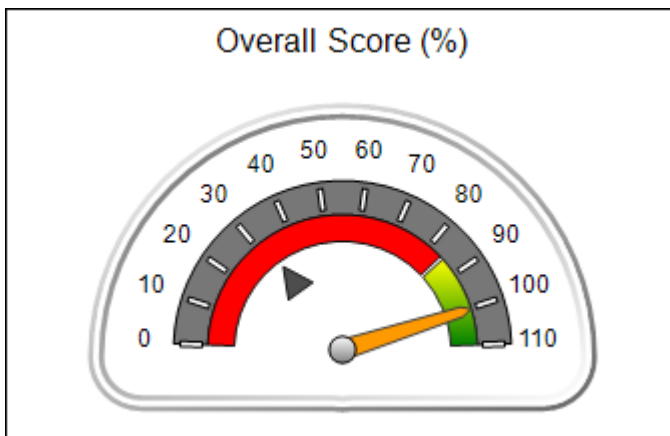
# Performance-Based Placement Measures RBWO Provider GA+SCORECARD - ILP/TLP

Report Quarter: Q4 FY2020

<b>Provider/Program Name: Safe Harbor Children's Center, Inc. - Hamer House (5398) - TLP</b>			
2016 Atlanta Ave., Brunswick, GA 31520	Quarterly Scores (Grades)		Current Quarter Score (Grade)
Phone: 9122758480	Q1: 42.09 (F)	Q2: 89.79 (B+)	<b>100.29%</b> <b>(A+)</b>
Vendor ID# 163580	Q3: 106.01 (A+)	Q4: 100.29 (A+)	
Program Census Information:	# Children in Care During Quarter: 2	# Placements During Quarter: 2	# Children in Care On Last Day: 2

## Quarterly Provider Comparisons to All ILP/TLPs

▼ — indicates average for all ILP/TLPs





## Performance-Based Placement Measures RBWO Provider GA+SCORECARD - ILP/TLP

Report Quarter: Q4 FY2020

<b>Provider/Program Name: Safe Harbor Children's Center, Inc. - Hamer House (5398) - TLP</b>				
2016 Atlanta Ave., Brunswick, GA 31520		Quarterly Scores (Grades)		Current Quarter Score (Grade)
Phone: 9122758480		Q1: 42.09 (F)	Q2: 89.79 (B+)	<b>100.29%</b> <b>(A+)</b>
Vendor ID# 163580		Q3: 106.01 (A+)	Q4: 100.29 (A+)	
Program Census Information:		# Children in Care During Quarter: 2	# Placements During Quarter: 2	# Children in Care On Last Day: 2
	Avg Performance All ILP/TLPs (%)	Provider Performance (%)*	Possible Points (Weight)	Provider Points Earned
<b>OPM Monitoring Reviews</b>				
Annual Comprehensive Reviews	79%	Not Yet Conducted		
Safety Reviews	80%	95%	10	9.50
<b>Monitoring Sub-Total</b>			<b>10</b>	<b>9.50</b>
<b>ILP/TLP Safety Outcomes</b>				
Incidence of Maltreatment	0.00%	No Substantiated Reports	3	3.00
Staff Training/Foundations	55%	45%	5	2.25
Staff Safety Checks	83%	100%	5	5.00
<b>Safety Sub-Total</b>			<b>13</b>	<b>10.25</b>
<b>ILP/TLP Permanency Outcomes</b>				
Placement Stability	95%	100%	3	3.00
<b>Permanency Sub-Total</b>			<b>3</b>	<b>3.00</b>
<b>ILP/TLP Well-Being Outcomes</b>				
EPSDT Medical Visits	84%	100%	4	4.00
EPSDT Dental Visits	74%	100%	4	4.00
Academic Supports	48%	25%	2	0.50
Provider ECEM Visits	83%	75%	4	3.00
Placements with Siblings	22%	Not Eligible	Not Scored	Not Scored
Placements within Legal County	15%	0%	Not Scored	Not Scored
<b>Well-Being Sub-Total</b>			<b>14</b>	<b>11.50</b>
<b>ILP/TLP Specialty Outcomes</b>				
Academic/Career Development	47%	75%	10	7.50
Ind Living Skills Provision	67%	100%	15	15.00
Financial Independence	33%	100%	5	5.00
WTLP/Life Coach	70%	100%	15	15.00
<b>Specialty Sub-Total</b>			<b>45</b>	<b>42.50</b>
*Performance calculation descriptions can be found in the FY 2019 RBWO PBP Measurements and Standards Guide.				

<b>Monitoring &amp; Outcomes: Possible Points = 85</b>	<b>Points Earned = 76.75</b>
--	------------------------------



## Performance-Based Placement Measures RBWO Provider GA+SCORECARD - ILP/TLP

Report Quarter: Q4 FY2020

<b>Score Before Incentives Credit</b>	<b>90.29%</b>
<b>Incentives Awarded</b>	<b>10.00 pts</b>
<b>PBP Verification</b>	<b>N/A pts</b>
<b>Total Score</b>	<b>100.29%</b>

### Provider/Program Name: Safe Harbor Children's Center, Inc. - Hamer House (5398) - TLP

Program Census Information:		# Children in Care During Quarter: 2	# Placements During Quarter: 2	# Children in Care On Last Day: 2
ILP/TLP Incentive Credits	Avg Performance All ILP/TLPs (Points)	Provider Performance (%)*	Possible Points (Weight)	Provider Points Earned
No DOC Involvement		100%	5	5.00
Community Connections		0%	4	0.00
Positive Permanency Connections		0%	5	0.00
HS Grad/GED/Prof or Trade Certificate/College		N/A	10/5/5/1	10.00
Part-Time Employment with Medical Benefits		Not Eligible	10	
Living Arrangements at Discharge		Not Eligible	10	
Additional Academic Supports		25%	2	0.50
Additional IL Skills Provision		100%	5	5.00
Active Agency Accreditation		0%	4	0.00
Staff Clinical Licensure		0%	5	0.00
<b>Incentives Total</b>	<b>10.51</b>			<b>20.50</b>

\*Performance calculation descriptions can be found in the FY 2019 RBWO PBP Measurements and Standards Guide.

<b>Child Protective Services Investigations and Dispositions</b>	
The following investigations data, which is not used for scoring but is considered significant to a provider's performance, is from Georgia SHINES and is not considered final or complete until the end of the fiscal year.	
Total Reports:	0
Number Screened In:	0
Number Screened Out:	0
Number Substantiated:	0
Number Unsubstantiated:	0
Number Active CPS Investigations:	0





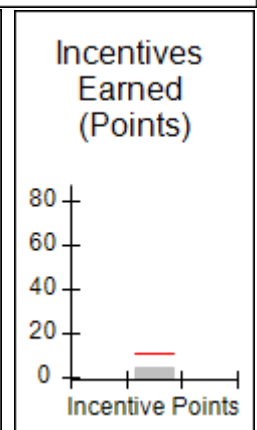
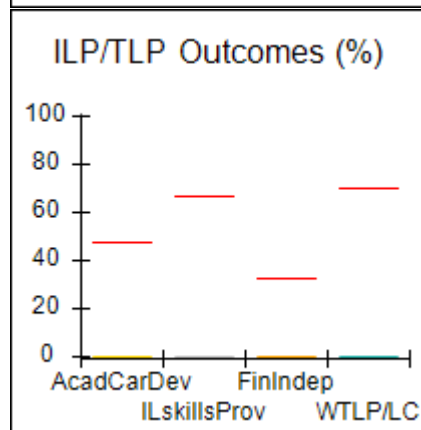
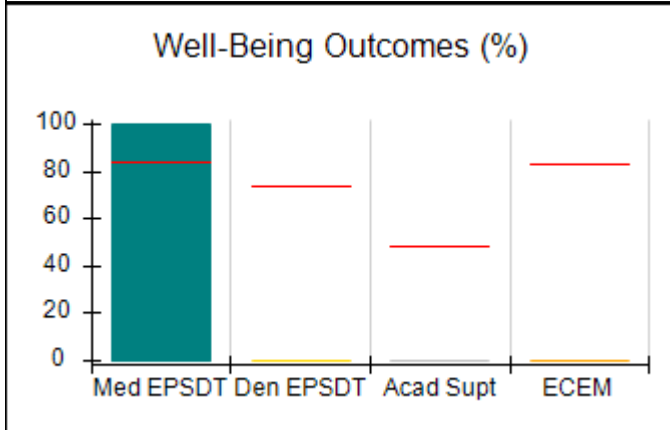
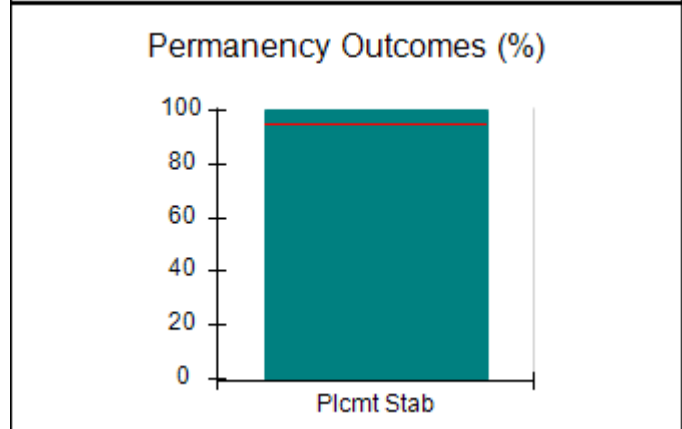
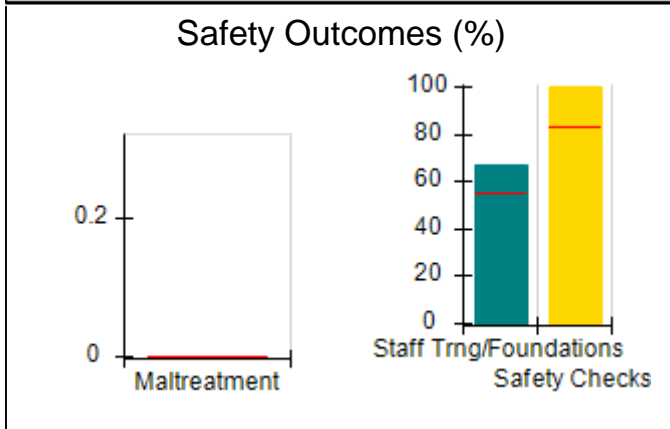
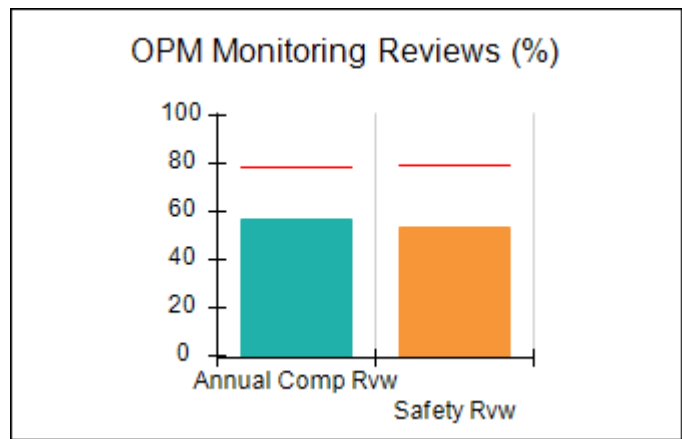
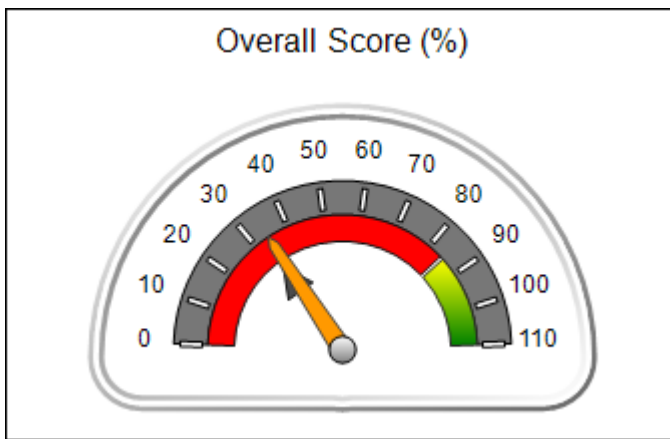
# Performance-Based Placement Measures RBWO Provider GA+SCORECARD - ILP/TLP

Report Quarter: Q4 FY2020

<b>Provider/Program Name: Serenity House of Atlanta Ministries Inc. - (5353) - ILP</b>			
60 Bethea Way, Covington, GA 30016	Quarterly Scores (Grades)		Current Quarter Score (Grade)
Phone: 678-231-4002	Q1: 36.51 (F)	Q2: 37.79 (F)	<b>34.15% (F)</b>
Vendor ID# 159741	Q3: 35.09 (F)	Q4: 34.15 (F)	
Program Census Information:	# Children in Care During Quarter: 2	# Placements During Quarter: 2	# Children in Care On Last Day: 1

## Quarterly Provider Comparisons to All ILP/TLPs

▼ — indicates average for all ILP/TLPs





## Performance-Based Placement Measures RBWO Provider GA+SCORECARD - ILP/TLP

Report Quarter: Q4 FY2020

Provider/Program Name: Serenity House of Atlanta Ministries Inc. - (5353) - ILP				
60 Bethea Way, Covington, GA 30016		Quarterly Scores (Grades)		Current Quarter Score (Grade)
Phone: 678-231-4002		Q1: 36.51 (F)	Q2: 37.79 (F)	<b>34.15%</b> <b>(F)</b>
Vendor ID# 159741		Q3: 35.09 (F)	Q4: 34.15 (F)	
Program Census Information:		# Children in Care During Quarter: 2	# Placements During Quarter: 2	# Children in Care On Last Day: 1
	Avg Performance All ILP/TLPs (%)	Provider Performance (%)*	Possible Points (Weight)	Provider Points Earned
OPM Monitoring Reviews				
Annual Comprehensive Reviews	79%	56%	15	8.46
Safety Reviews	80%	53%	10	5.33
<b>Monitoring Sub-Total</b>			<b>25</b>	<b>13.79</b>
ILP/TLP Safety Outcomes				
Incidence of Maltreatment	0.00%	Not Eligible		
Staff Training/Foundations	55%	67%	6.5	4.36
Staff Safety Checks	83%	100%	6.5	6.50
<b>Safety Sub-Total</b>			<b>13</b>	<b>10.86</b>
ILP/TLP Permanency Outcomes				
Placement Stability	95%	100%	3	3.00
<b>Permanency Sub-Total</b>			<b>3</b>	<b>3.00</b>
ILP/TLP Well-Being Outcomes				
EPSDT Medical Visits	84%	100%	4	4.00
EPSDT Dental Visits	74%	0%	4	0.00
Academic Supports	48%	0%	2	0.00
Provider ECEM Visits	83%	0%	4	0.00
Placements with Siblings	22%	Not Eligible	Not Scored	Not Scored
Placements within Legal County	15%	Not Eligible	Not Scored	Not Scored
<b>Well-Being Sub-Total</b>			<b>14</b>	<b>4.00</b>
ILP/TLP Specialty Outcomes				
Academic/Career Development	47%	0%	10	0.00
Ind Living Skills Provision	67%	0%	15	0.00
Financial Independence	33%	0%	5	0.00
WTLP/Life Coach	70%	0%	15	0.00
<b>Specialty Sub-Total</b>			<b>45</b>	<b>0.00</b>
*Performance calculation descriptions can be found in the FY 2019 RBWO PBP Measurements and Standards Guide.				

<b>Monitoring &amp; Outcomes: Possible Points = 100</b>	<b>Points Earned = 31.65</b>
<b>Score Before Incentives Credit</b>	<b>31.65%</b>



**Performance-Based Placement Measures**  
**RBWO Provider GA+SCORECARD - ILP/TLP**

Report Quarter: Q4 FY2020

<b>Incentives Awarded</b>	<b>05.00 pts</b>
<b>PBP Verification</b>	<b>-2.50 pts</b>
<b>Total Score</b>	<b>34.15%</b>

**Provider/Program Name: Serenity House of Atlanta Ministries Inc. - (5353) - ILP**

Program Census Information:		# Children in Care During Quarter: 2	# Placements During Quarter: 2	# Children in Care On Last Day: 1
ILP/TLP Incentive Credits	Avg Performance All ILP/TLPs (Points)	Provider Performance (%)*	Possible Points (Weight)	Provider Points Earned
No DOC Involvement		0%	5	0.00
Community Connections		0%	4	0.00
Positive Permanency Connections		100%	5	5.00
HS Grad/GED/Prof or Trade Certificate/College		N/A	10/5/5/1	
Part-Time Employment with Medical Benefits		0%	10	0.00
Living Arrangements at Discharge		0%	10	0.00
Additional Academic Supports		0%	2	0.00
Additional IL Skills Provision		0%	5	0.00
Active Agency Accreditation		0%	4	0.00
Staff Clinical Licensure		0%	5	0.00
<b>Incentives Total</b>	<b>10.51</b>			<b>5.00</b>

\*Performance calculation descriptions can be found in the FY 2019 RBWO PBP Measurements and Standards Guide.

**Child Protective Services Investigations and Dispositions**

The following investigations data, which is not used for scoring but is considered significant to a provider's performance, is from Georgia SHINES and is not considered final or complete until the end of the fiscal year.

Total Reports:	0
Number Screened In:	0
Number Screened Out:	0
Number Substantiated:	0
Number Unsubstantiated:	0
Number Active CPS Investigations:	0




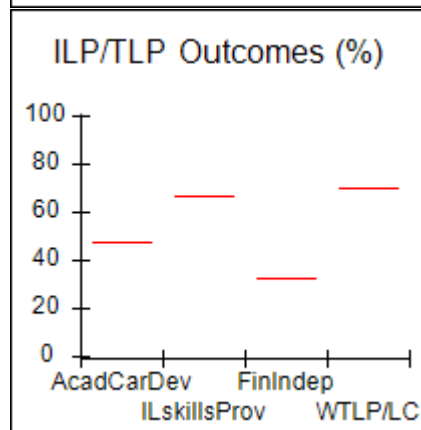
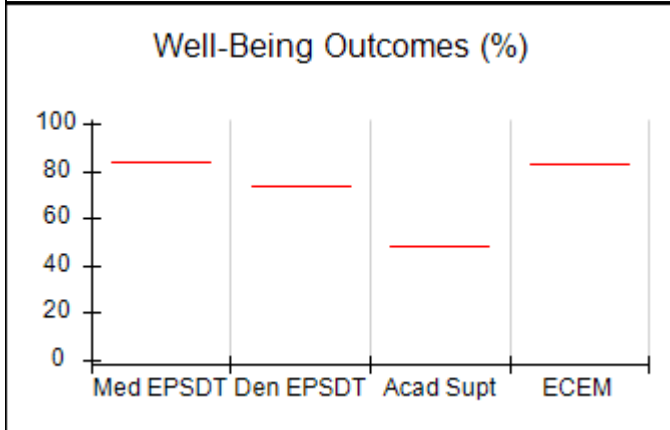
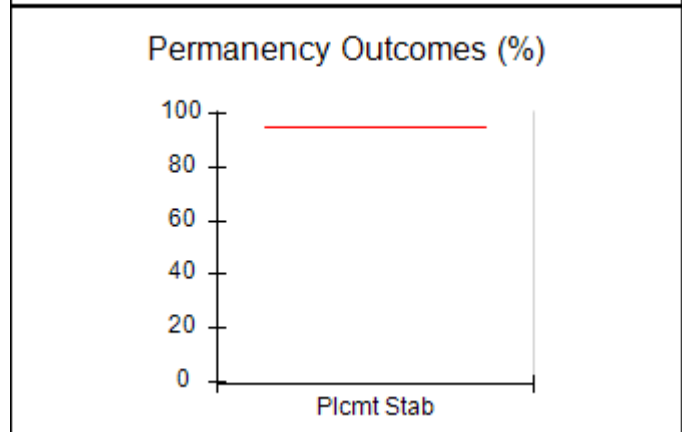
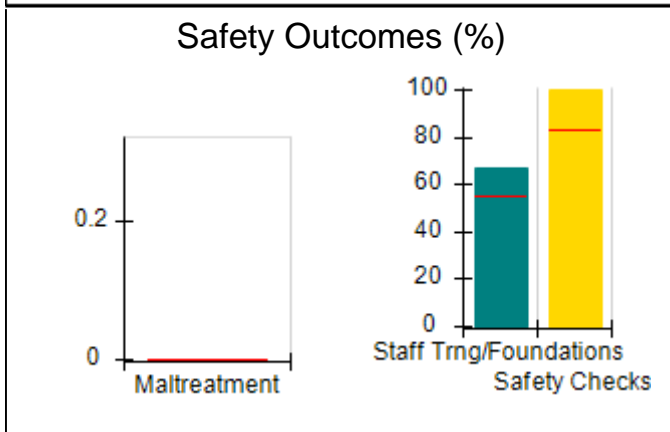
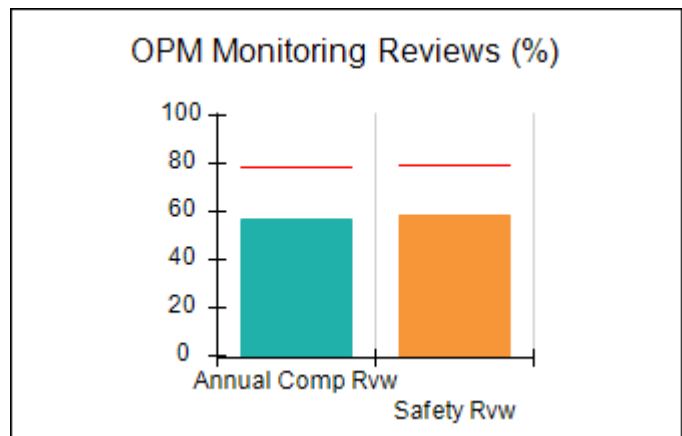
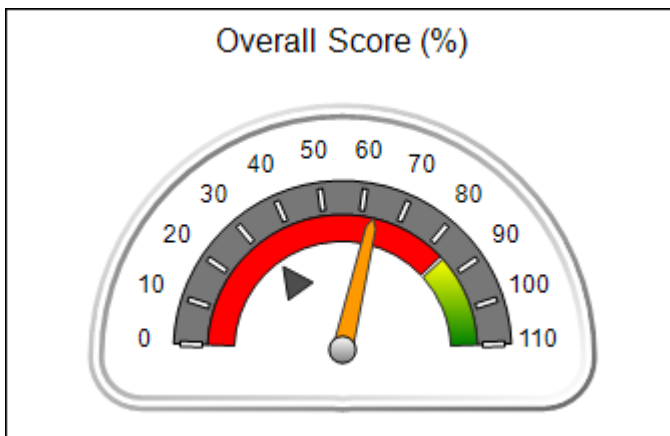
# Performance-Based Placement Measures RBWO Provider GA+SCORECARD - ILP/TLP

Report Quarter: Q4 FY2020

<b>Provider/Program Name: Serenity House of Atlanta Ministries Inc. - (5385) - ILP</b>			
62 Bethea Way, Covington, GA 30016	Quarterly Scores (Grades)		Current Quarter Score (Grade)
Phone: 678-231-4002	Q1: 22.52 (F)	Q2: 26.71 (F)	<b>63.18%</b> <b>(D-)</b>
Vendor ID# 162098	Q3: 34.29 (F)	Q4: 63.18 (D-)	
Program Census Information:	# Children in Care During Quarter: 0	# Placements During Quarter: 0	# Children in Care On Last Day: 0

## Quarterly Provider Comparisons to All ILP/TLPs

▼ — indicates average for all ILP/TLPs





**Performance-Based Placement Measures**  
**RBWO Provider GA+SCORECARD - ILP/TLP**

Report Quarter: Q4 FY2020

<b>Provider/Program Name: Serenity House of Atlanta Ministries Inc. - (5385) - ILP</b>				
<b>62 Bethea Way, Covington, GA 30016</b>		<b>Quarterly Scores (Grades)</b>		<b>Current Quarter Score (Grade)</b>
<b>Phone: 678-231-4002</b>		<b>Q1: 22.52 (F)</b>	<b>Q2: 26.71 (F)</b>	<b>63.18%</b> <b>(D-)</b>
<b>Vendor ID# 162098</b>		<b>Q3: 34.29 (F)</b>	<b>Q4: 63.18 (D-)</b>	
Program Census Information:		# Children in Care During Quarter: 0	# Placements During Quarter: 0	# Children in Care On Last Day: 0
	<b>Avg Performance All ILP/TLPs (%)</b>	<b>Provider Performance (%)*</b>	<b>Possible Points (Weight)</b>	<b>Provider Points Earned</b>
<b>OPM Monitoring Reviews</b>				
Annual Comprehensive Reviews	79%	56%	15	8.46
Safety Reviews	80%	58%	10	5.83
<b>Monitoring Sub-Total</b>			<b>25</b>	<b>14.29</b>
<b>ILP/TLP Safety Outcomes</b>				
Incidence of Maltreatment	0.00%	Not Eligible		
Staff Training/Foundations	55%	67%	6.5	4.36
Staff Safety Checks	83%	100%	6.5	6.50
<b>Safety Sub-Total</b>			<b>13</b>	<b>10.86</b>
<b>ILP/TLP Permanency Outcomes</b>				
Placement Stability	95%	Not Eligible		
<b>Permanency Sub-Total</b>			<b>N/A</b>	
<b>ILP/TLP Well-Being Outcomes</b>				
EPSDT Medical Visits	84%	Not Eligible		
EPSDT Dental Visits	74%	Not Eligible		
Academic Supports	48%	Not Eligible		
Provider ECEM Visits	83%	Not Eligible		
Placements with Siblings	22%	Not Eligible	Not Scored	Not Scored
Placements within Legal County	15%	Not Eligible	Not Scored	Not Scored
<b>Well-Being Sub-Total</b>			<b>N/A</b>	
<b>ILP/TLP Specialty Outcomes</b>				
Academic/Career Development	47%	Not Eligible		
Ind Living Skills Provision	67%	Not Eligible		
Financial Independence	33%	Not Eligible		
WTLP/Life Coach	70%	Not Eligible		
<b>Specialty Sub-Total</b>			<b>N/A</b>	
*Performance calculation descriptions can be found in the FY 2019 RBWO PBP Measurements and Standards Guide.				

<b>Monitoring &amp; Outcomes: Possible Points = 33</b>	<b>Points Earned = 25.15</b>
<b>Score Before Incentives Credit</b>	
<b>66.18%</b>	



**Performance-Based Placement Measures**  
**RBWO Provider GA+SCORECARD - ILP/TLP**

Report Quarter: Q4 FY2020

<b>Incentives Awarded</b>	<b>00.00 pts</b>
<b>PBP Verification</b>	<b>-3.00 pts</b>
<b>Total Score</b>	<b>63.18%</b>

**Provider/Program Name: Serenity House of Atlanta Ministries Inc. - (5385) - ILP**

Program Census Information:		# Children in Care During Quarter: 0	# Placements During Quarter: 0	# Children in Care On Last Day: 0
ILP/TLP Incentive Credits	Avg Performance All ILP/TLPs (Points)	Provider Performance (%)*	Possible Points (Weight)	Provider Points Earned
No DOC Involvement		Not Eligible	5	
Community Connections		Not Eligible	4	
Positive Permanency Connections		Not Eligible	5	
HS Grad/GED/Prof or Trade Certificate/College		N/A	10/5/5/1	
Part-Time Employment with Medical Benefits		Not Eligible	10	
Living Arrangements at Discharge		Not Eligible	10	
Additional Academic Supports		Not Eligible	2	
Additional IL Skills Provision		Not Eligible	5	
Active Agency Accreditation		0%	4	0.00
Staff Clinical Licensure		0%	5	0.00
<b>Incentives Total</b>	<b>10.51</b>			<b>0.00</b>

\*Performance calculation descriptions can be found in the FY 2019 RBWO PBP Measurements and Standards Guide.

**Child Protective Services Investigations and Dispositions**

The following investigations data, which is not used for scoring but is considered significant to a provider's performance, is from Georgia SHINES and is not considered final or complete until the end of the fiscal year.

Total Reports:	0
Number Screened In:	0
Number Screened Out:	0
Number Substantiated:	0
Number Unsubstantiated:	0
Number Active CPS Investigations:	0




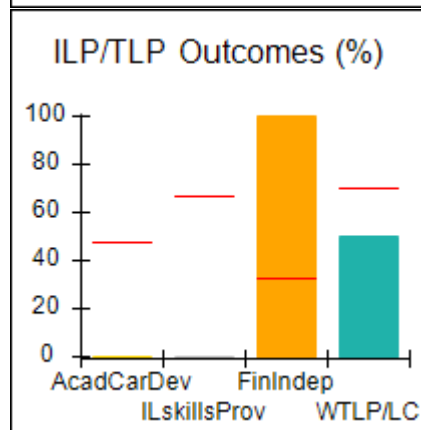
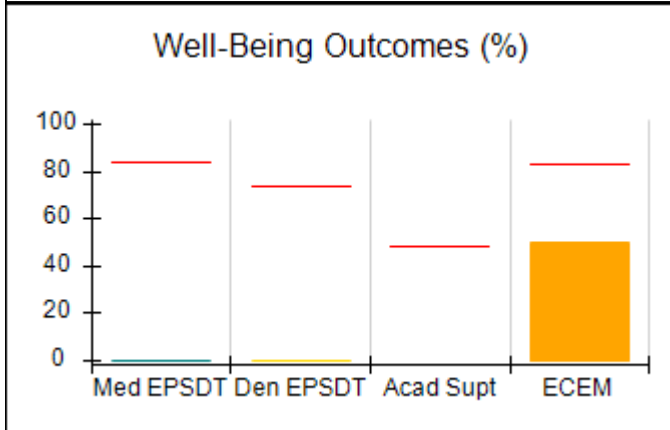
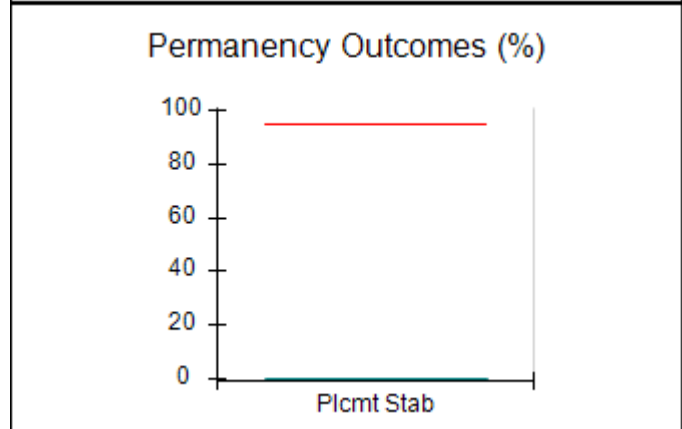
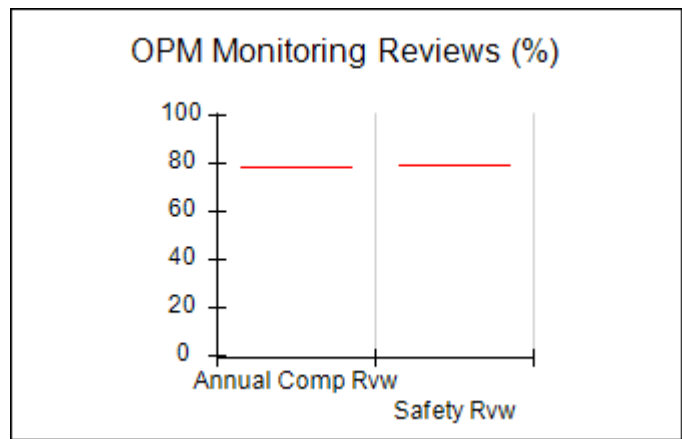
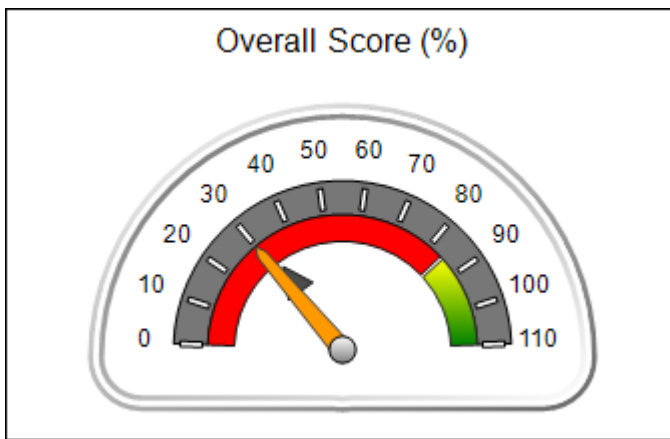
# Performance-Based Placement Measures RBWO Provider GA+SCORECARD - ILP/TLP

Report Quarter: Q4 FY2020

<b>Provider/Program Name: sheRose, Inc. - (5378) - ILP</b>			
<b>3901 Campbellton Rd. SW, Atlanta, GA 30331</b>	<b>Quarterly Scores (Grades)</b>		<b>Current Quarter Score (Grade)</b>
<b>Phone: 404-620-0747</b>	<b>Q1: 17.00 (F)</b>	<b>Q2: 08.33 (F)</b>	<b>29.78% (F)</b>
<b>Vendor ID# 161876</b>	<b>Q3: 50.00 (F)</b>	<b>Q4: 29.78 (F)</b>	
<b>Program Census Information:</b>	<b># Children in Care During Quarter: 1</b>	<b># Placements During Quarter: 1</b>	<b># Children in Care On Last Day: 0</b>

## Quarterly Provider Comparisons to All ILP/TLPs

▼ — indicates average for all ILP/TLPs





## Performance-Based Placement Measures RBWO Provider GA+SCORECARD - ILP/TLP

Report Quarter: Q4 FY2020

<b>Provider/Program Name: sheRose, Inc. - (5378) - ILP</b>				
<b>3901 Campbellton Rd. SW, Atlanta, GA 30331</b>		<b>Quarterly Scores (Grades)</b>		<b>Current Quarter Score (Grade)</b>
<b>Phone: 404-620-0747</b>		<b>Q1: 17.00 (F)</b>	<b>Q2: 08.33 (F)</b>	<b>29.78%</b> <b>(F)</b>
<b>Vendor ID# 161876</b>		<b>Q3: 50.00 (F)</b>	<b>Q4: 29.78 (F)</b>	
Program Census Information:		# Children in Care During Quarter: 1	# Placements During Quarter: 1	# Children in Care On Last Day: 0
	<b>Avg Performance All ILP/TLPs (%)</b>	<b>Provider Performance (%)*</b>	<b>Possible Points (Weight)</b>	<b>Provider Points Earned</b>
<b>OPM Monitoring Reviews</b>				
Annual Comprehensive Reviews	79%	Not Yet Conducted		
Safety Reviews	80%	Not Yet Conducted		
<b>Monitoring Sub-Total</b>				<b>0.00</b>
<b>ILP/TLP Safety Outcomes</b>				
Incidence of Maltreatment	0.00%	Not Eligible		
Staff Training/Foundations	55%	0%	6.5	0.00
Staff Safety Checks	83%	0%	6.5	0.00
<b>Safety Sub-Total</b>			<b>13</b>	<b>0.00</b>
<b>ILP/TLP Permanency Outcomes</b>				
Placement Stability	95%	0%	3	0.00
<b>Permanency Sub-Total</b>			<b>3</b>	<b>0.00</b>
<b>ILP/TLP Well-Being Outcomes</b>				
EPSDT Medical Visits	84%	0%	4.7	0.00
EPSDT Dental Visits	74%	0%	4.7	0.00
Academic Supports	48%	Not Eligible		
Provider ECEM Visits	83%	50%	4.7	2.33
Placements with Siblings	22%	Not Eligible	Not Scored	Not Scored
Placements within Legal County	15%	Not Eligible	Not Scored	Not Scored
<b>Well-Being Sub-Total</b>			<b>14</b>	<b>2.33</b>
<b>ILP/TLP Specialty Outcomes</b>				
Academic/Career Development	47%	0%	10	0.00
Ind Living Skills Provision	67%	0%	15	0.00
Financial Independence	33%	100%	5	5.00
WTLP/Life Coach	70%	50%	15	7.50
<b>Specialty Sub-Total</b>			<b>45</b>	<b>12.50</b>
*Performance calculation descriptions can be found in the FY 2019 RBWO PBP Measurements and Standards Guide.				

<b>Monitoring &amp; Outcomes: Possible Points = 80</b>	<b>Points Earned = 14.83</b>
<b>Score Before Incentives Credit</b>	<b>19.78%</b>





**Performance-Based Placement Measures**  
**RBWO Provider GA+SCORECARD - ILP/TLP**

Report Quarter: Q4 FY2020

<b>Incentives Awarded</b>	<b>10.00 pts</b>
<b>PBP Verification</b>	<b>N/A pts</b>
<b>Total Score</b>	<b>29.78%</b>

**Provider/Program Name: sheRose, Inc. - (5378) - ILP**

Program Census Information:		# Children in Care During Quarter: 1	# Placements During Quarter: 1	# Children in Care On Last Day: 0
ILP/TLP Incentive Credits	Avg Performance All ILP/TLPs (Points)	Provider Performance (%)*	Possible Points (Weight)	Provider Points Earned
No DOC Involvement		50%	5	2.50
Community Connections		Not Eligible	4	
Positive Permanency Connections		Not Eligible	5	
HS Grad/GED/Prof or Trade Certificate/College		N/A	10/5/5/1	
Part-Time Employment with Medical Benefits		100%	10	10.00
Living Arrangements at Discharge		0%	10	0.00
Additional Academic Supports		Not Eligible	2	
Additional IL Skills Provision		0%	5	0.00
Active Agency Accreditation		0%	4	0.00
Staff Clinical Licensure		10%	5	0.50
<b>Incentives Total</b>	<b>10.51</b>			<b>13.00</b>

\*Performance calculation descriptions can be found in the FY 2019 RBWO PBP Measurements and Standards Guide.

**Child Protective Services Investigations and Dispositions**

The following investigations data, which is not used for scoring but is considered significant to a provider's performance, is from Georgia SHINES and is not considered final or complete until the end of the fiscal year.

Total Reports:	0
Number Screened In:	0
Number Screened Out:	0
Number Substantiated:	0
Number Unsubstantiated:	0
Number Active CPS Investigations:	0




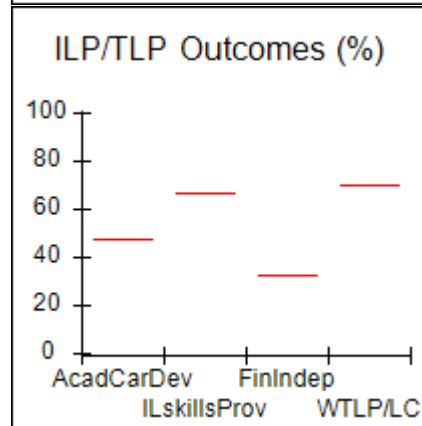
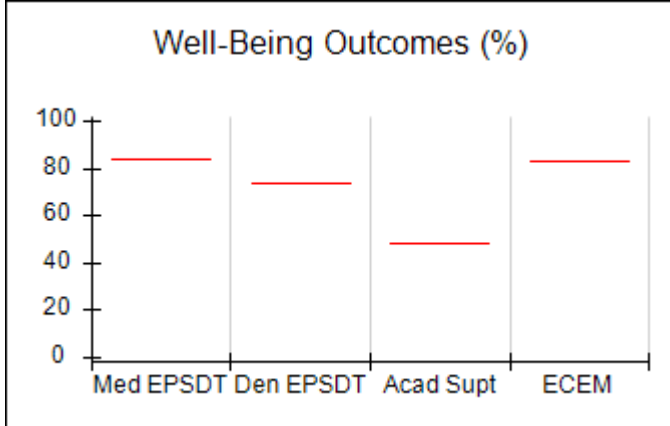
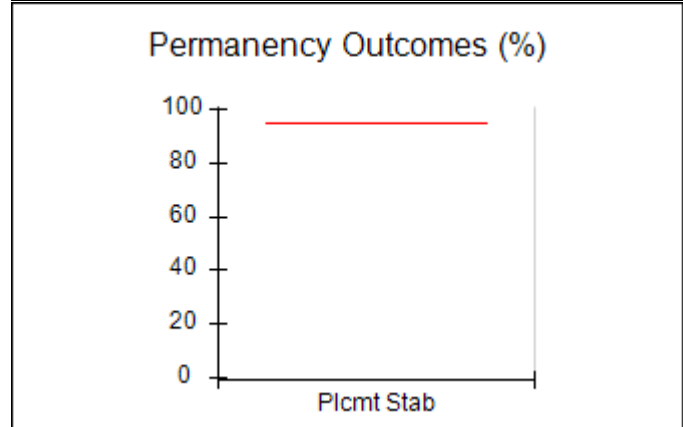
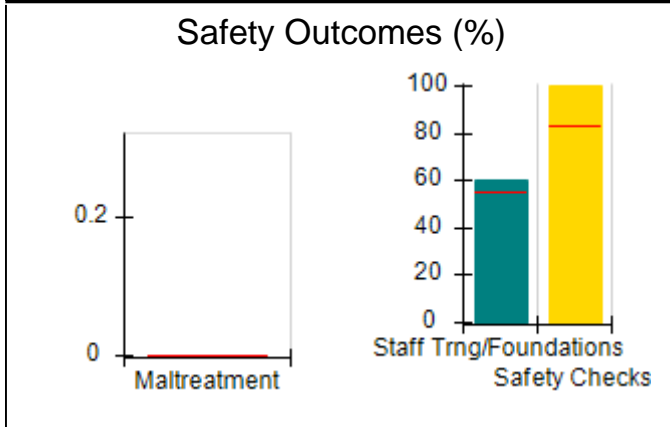
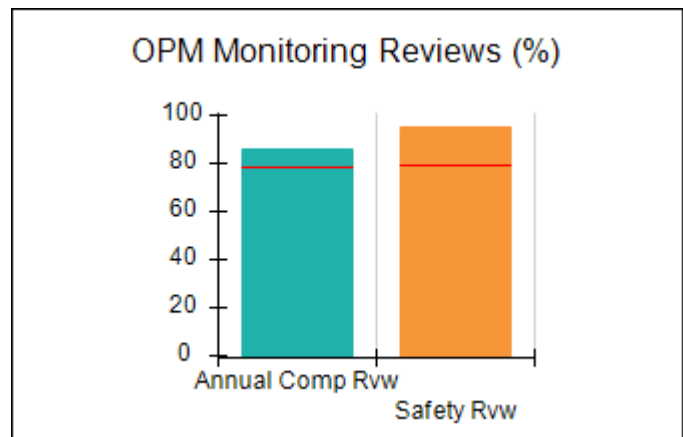
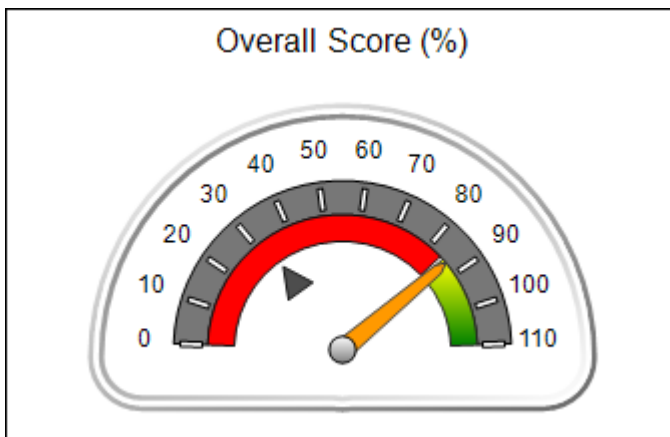
# Performance-Based Placement Measures RBWO Provider GA+SCORECARD - ILP/TLP

Report Quarter: Q4 FY2020

<b>Provider/Program Name: Stroman Account &amp; Property - dba My Sister's Keeper (892) - TLP</b>			
7431 Petunia Dr., Riverdale, GA 30296	Quarterly Scores (Grades)		Current Quarter Score (Grade)
Phone: 770-994-0607	Q1: 95.92 (A)	Q2: 95.52 (A)	<b>86.24%</b> <b>(B)</b>
Vendor ID# 35586	Q3: 85.68 (B)	Q4: 86.24 (B)	
Program Census Information:	# Children in Care During Quarter: 0	# Placements During Quarter: 0	# Children in Care On Last Day: 0

## Quarterly Provider Comparisons to All ILP/TLPs

▼ — indicates average for all ILP/TLPs





## Performance-Based Placement Measures RBWO Provider GA+SCORECARD - ILP/TLP

Report Quarter: Q4 FY2020

<b>Provider/Program Name: Stroman Account &amp; Property - dba My Sister's Keeper (892) - TLP</b>				
<b>7431 Petunia Dr., Riverdale, GA 30296</b>		<b>Quarterly Scores (Grades)</b>		<b>Current Quarter Score (Grade)</b>
<b>Phone: 770-994-0607</b>		<b>Q1: 95.92 (A)</b>	<b>Q2: 95.52 (A)</b>	<b>86.24% (B)</b>
<b>Vendor ID# 35586</b>		<b>Q3: 85.68 (B)</b>	<b>Q4: 86.24 (B)</b>	
Program Census Information:		# Children in Care During Quarter: 0	# Placements During Quarter: 0	# Children in Care On Last Day: 0
	<b>Avg Performance All ILP/TLPs (%)</b>	<b>Provider Performance (%)*</b>	<b>Possible Points (Weight)</b>	<b>Provider Points Earned</b>
<b>OPM Monitoring Reviews</b>				
Annual Comprehensive Reviews	79%	86%	15	12.87
Safety Reviews	80%	95%	10	9.50
<b>Monitoring Sub-Total</b>			<b>25</b>	<b>22.37</b>
<b>ILP/TLP Safety Outcomes</b>				
Incidence of Maltreatment	0.00%	Not Eligible		
Staff Training/Foundations	55%	60%	6.5	3.90
Staff Safety Checks	83%	100%	6.5	6.50
<b>Safety Sub-Total</b>			<b>13</b>	<b>10.40</b>
<b>ILP/TLP Permanency Outcomes</b>				
Placement Stability	95%	Not Eligible		
<b>Permanency Sub-Total</b>			<b>N/A</b>	
<b>ILP/TLP Well-Being Outcomes</b>				
EPSDT Medical Visits	84%	Not Eligible		
EPSDT Dental Visits	74%	Not Eligible		
Academic Supports	48%	Not Eligible		
Provider ECEM Visits	83%	Not Eligible		
Placements with Siblings	22%	Not Eligible	Not Scored	Not Scored
Placements within Legal County	15%	Not Eligible	Not Scored	Not Scored
<b>Well-Being Sub-Total</b>			<b>N/A</b>	
<b>ILP/TLP Specialty Outcomes</b>				
Academic/Career Development	47%	Not Eligible		
Ind Living Skills Provision	67%	Not Eligible		
Financial Independence	33%	Not Eligible		
WTLP/Life Coach	70%	Not Eligible		
<b>Specialty Sub-Total</b>			<b>N/A</b>	
*Performance calculation descriptions can be found in the FY 2019 RBWO PBP Measurements and Standards Guide.				

<b>Monitoring &amp; Outcomes: Possible Points = 33</b>	<b>Points Earned = 32.77</b>
--	------------------------------



**Performance-Based Placement Measures**  
**RBWO Provider GA+SCORECARD - ILP/TLP**

Report Quarter: Q4 FY2020

<b>Score Before Incentives Credit</b>	<b>86.24%</b>
<b>Incentives Awarded</b>	<b>00.00 pts</b>
<b>PBP Verification</b>	<b>N/A pts</b>
<b>Total Score</b>	<b>86.24%</b>

**Provider/Program Name: Stroman Account & Property - dba My Sister's Keeper (892) - TLP**

Program Census Information:		# Children in Care During Quarter: 0	# Placements During Quarter: 0	# Children in Care On Last Day: 0
ILP/TLP Incentive Credits	Avg Performance All ILP/TLPs (Points)	Provider Performance (%)*	Possible Points (Weight)	Provider Points Earned
No DOC Involvement		Not Eligible	5	
Community Connections		Not Eligible	4	
Positive Permanency Connections		Not Eligible	5	
HS Grad/GED/Prof or Trade Certificate/College		N/A	10/5/5/1	
Part-Time Employment with Medical Benefits		Not Eligible	10	
Living Arrangements at Discharge		Not Eligible	10	
Additional Academic Supports		Not Eligible	2	
Additional IL Skills Provision		Not Eligible	5	
Active Agency Accreditation		0%	4	0.00
Staff Clinical Licensure		0%	5	0.00
<b>Incentives Total</b>	<b>10.51</b>			<b>0.00</b>

\*Performance calculation descriptions can be found in the FY 2019 RBWO PBP Measurements and Standards Guide.

**Child Protective Services Investigations and Dispositions**

The following investigations data, which is not used for scoring but is considered significant to a provider's performance, is from Georgia SHINES and is not considered final or complete until the end of the fiscal year.

Total Reports:	0
Number Screened In:	0
Number Screened Out:	0
Number Substantiated:	0
Number Unsubstantiated:	0
Number Active CPS Investigations:	0




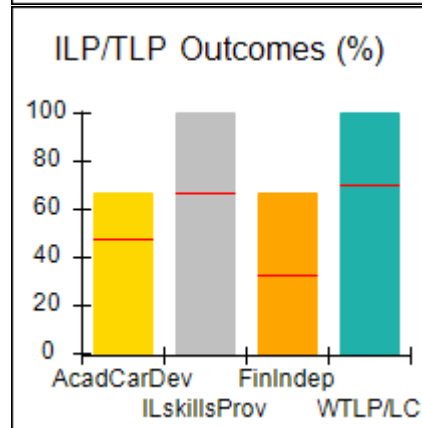
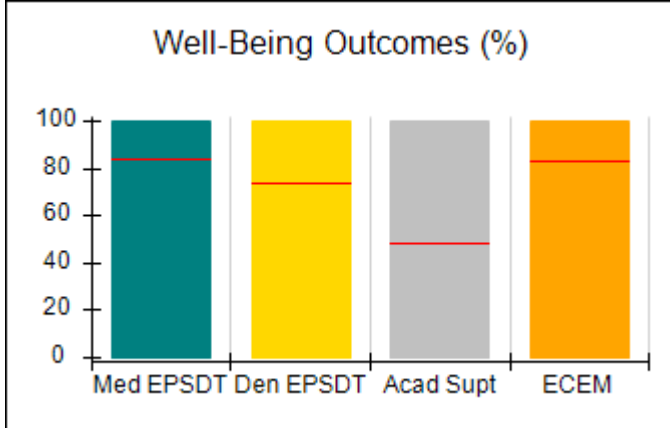
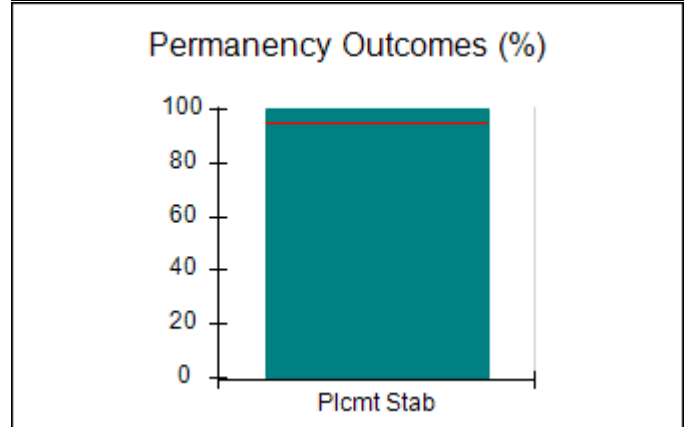
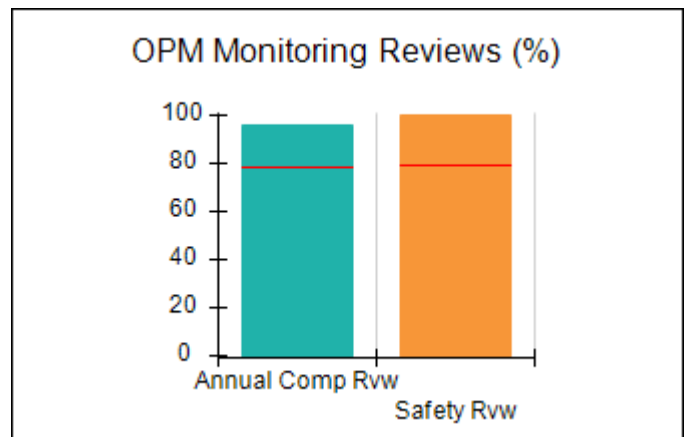
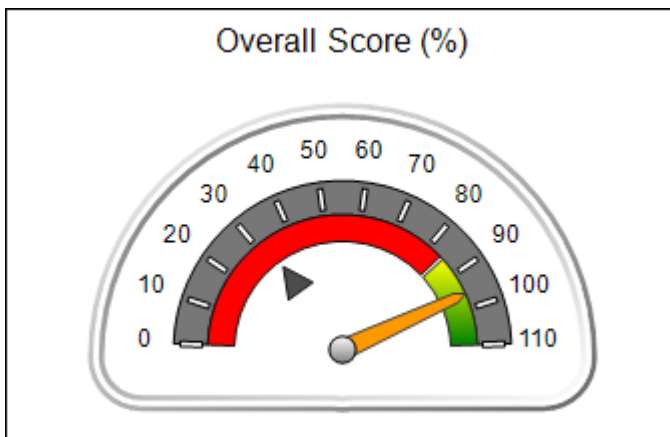
# Performance-Based Placement Measures RBWO Provider GA+SCORECARD - ILP/TLP

Report Quarter: Q4 FY2020

<b>Provider/Program Name: Stroman Account &amp; Property - dba My Sister's Keeper, Hampton Rd. (5157) - ILP</b>			
5250 Hampton Drive, College Park, GA 30349	Quarterly Scores (Grades)		Current Quarter Score (Grade)
Phone: 770-994-0607	Q1: 67.02 (D+)	Q2: 94.06 (A)	<b>95.98%</b> <b>(A)</b>
Vendor ID# 117923	Q3: 94.29 (A)	Q4: 95.98 (A)	
Program Census Information:	# Children in Care During Quarter: 2	# Placements During Quarter: 2	# Children in Care On Last Day: 2

## Quarterly Provider Comparisons to All ILP/TLPs

▼ — indicates average for all ILP/TLPs





## Performance-Based Placement Measures RBWO Provider GA+SCORECARD - ILP/TLP

Report Quarter: Q4 FY2020

<b>Provider/Program Name: Stroman Account &amp; Property - dba My Sister's Keeper, Hampton Rd. (5157) - ILP</b>				
<b>5250 Hampton Drive, College Park, GA 30349</b>		<b>Quarterly Scores (Grades)</b>		<b>Current Quarter Score (Grade)</b>
<b>Phone: 770-994-0607</b>		<b>Q1: 67.02 (D+)</b>	<b>Q2: 94.06 (A)</b>	<b>95.98% (A)</b>
<b>Vendor ID# 117923</b>		<b>Q3: 94.29 (A)</b>	<b>Q4: 95.98 (A)</b>	
Program Census Information:		# Children in Care During Quarter: 2	# Placements During Quarter: 2	# Children in Care On Last Day: 2
	<b>Avg Performance All ILP/TLPs (%)</b>	<b>Provider Performance (%)*</b>	<b>Possible Points (Weight)</b>	<b>Provider Points Earned</b>
<b>OPM Monitoring Reviews</b>				
Annual Comprehensive Reviews	79%	96%	15	14.46
Safety Reviews	80%	100%	10	10.00
<b>Monitoring Sub-Total</b>			<b>25</b>	<b>24.46</b>
<b>ILP/TLP Safety Outcomes</b>				
Incidence of Maltreatment	0.00%	Not Eligible		
Staff Training/Foundations	55%	71%	6.5	4.62
Staff Safety Checks	83%	100%	6.5	6.50
<b>Safety Sub-Total</b>			<b>13</b>	<b>11.12</b>
<b>ILP/TLP Permanency Outcomes</b>				
Placement Stability	95%	100%	3	3.00
<b>Permanency Sub-Total</b>			<b>3</b>	<b>3.00</b>
<b>ILP/TLP Well-Being Outcomes</b>				
EPSDT Medical Visits	84%	100%	4	4.00
EPSDT Dental Visits	74%	100%	4	4.00
Academic Supports	48%	100%	2	2.00
Provider ECEM Visits	83%	100%	4	4.00
Placements with Siblings	22%	Not Eligible	Not Scored	Not Scored
Placements within Legal County	15%	Not Eligible	Not Scored	Not Scored
<b>Well-Being Sub-Total</b>			<b>14</b>	<b>14.00</b>
<b>ILP/TLP Specialty Outcomes</b>				
Academic/Career Development	47%	67%	10	6.70
Ind Living Skills Provision	67%	100%	15	15.00
Financial Independence	33%	67%	5	3.35
WTLP/Life Coach	70%	100%	15	15.00
<b>Specialty Sub-Total</b>			<b>45</b>	<b>40.05</b>
*Performance calculation descriptions can be found in the FY 2019 RBWO PBP Measurements and Standards Guide.				

<b>Monitoring &amp; Outcomes: Possible Points = 100</b>	<b>Points Earned = 92.63</b>
---	------------------------------



**Performance-Based Placement Measures**  
**RBWO Provider GA+SCORECARD - ILP/TLP**

Report Quarter: Q4 FY2020

<b>Score Before Incentives Credit</b>	<b>92.63%</b>
<b>Incentives Awarded</b>	<b>03.35 pts</b>
<b>PBP Verification</b>	<b>N/A pts</b>
<b>Total Score</b>	<b>95.98%</b>

**Provider/Program Name: Stroman Account & Property - dba My Sister's Keeper, Hampton Rd. (5157) - ILP**

Program Census Information:		# Children in Care During Quarter: 2	# Placements During Quarter: 2	# Children in Care On Last Day: 2
ILP/TLP Incentive Credits	Avg Performance All ILP/TLPs (Points)	Provider Performance (%)*	Possible Points (Weight)	Provider Points Earned
No DOC Involvement		67%	5	3.35
Community Connections		0%	4	0.00
Positive Permanency Connections		0%	5	0.00
HS Grad/GED/Prof or Trade Certificate/College		N/A	10/5/5/1	
Part-Time Employment with Medical Benefits		Not Eligible	10	
Living Arrangements at Discharge		Not Eligible	10	
Additional Academic Supports		0%	2	0.00
Additional IL Skills Provision		0%	5	0.00
Active Agency Accreditation		0%	4	0.00
Staff Clinical Licensure		0%	5	0.00
<b>Incentives Total</b>	<b>10.51</b>			<b>3.35</b>

\*Performance calculation descriptions can be found in the FY 2019 RBWO PBP Measurements and Standards Guide.

**Child Protective Services Investigations and Dispositions**

The following investigations data, which is not used for scoring but is considered significant to a provider's performance, is from Georgia SHINES and is not considered final or complete until the end of the fiscal year.

Total Reports:	0
Number Screened In:	0
Number Screened Out:	0
Number Substantiated:	0
Number Unsubstantiated:	0
Number Active CPS Investigations:	0




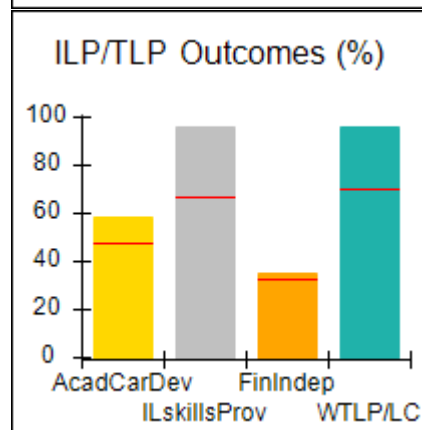
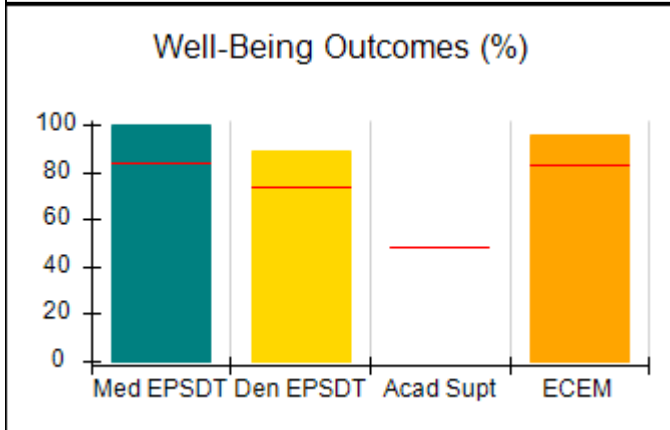
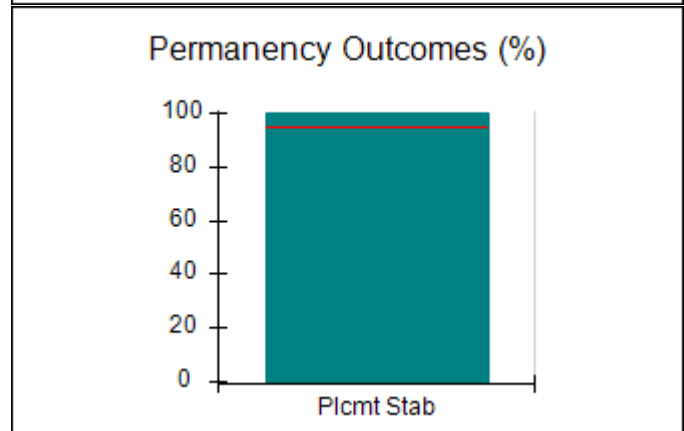
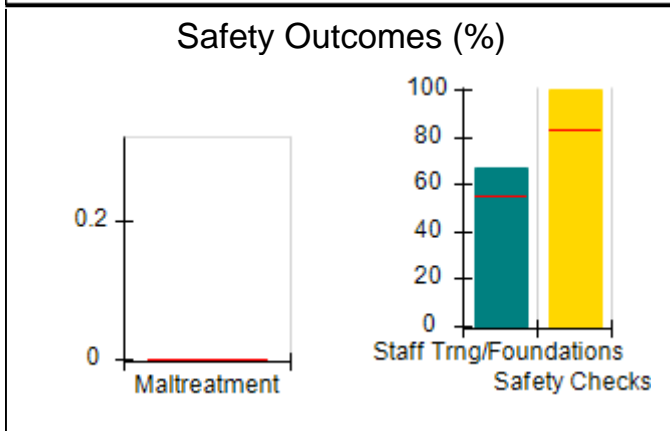
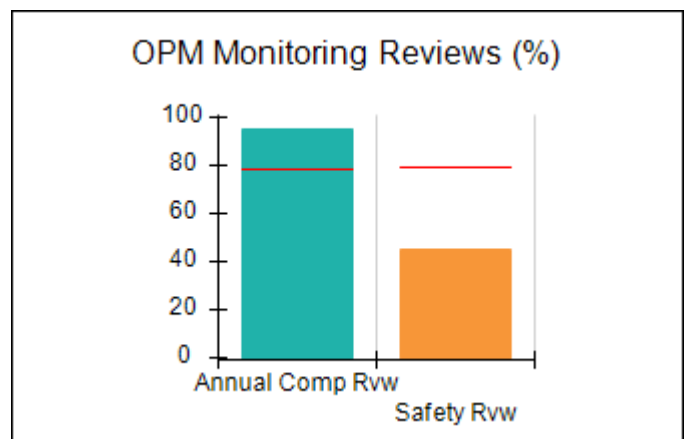
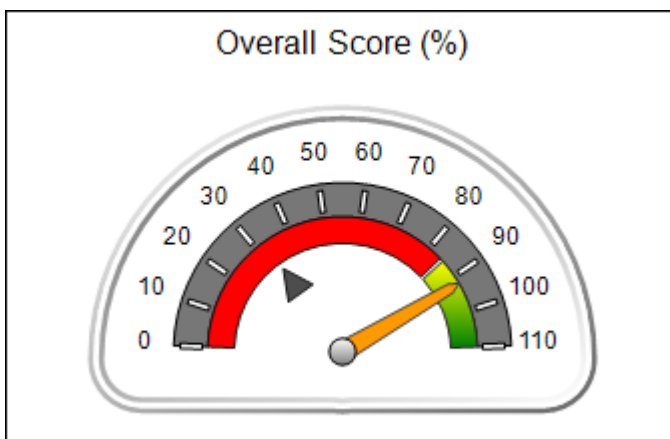
# Performance-Based Placement Measures RBWO Provider GA+SCORECARD - ILP/TLP

Report Quarter: Q4 FY2020

<b>Provider/Program Name: Stroman Account &amp; Property - dba My Sister's Keeper, Riverdale Rd. (5156) - ILP</b>			
6030 Riverdale Rd., College Park, GA 30296	Quarterly Scores (Grades)		Current Quarter Score (Grade)
Phone: 770-994-0607	Q1: 91.39 (A-)	Q2: 68.74 (D+)	<b>92.32%</b> <b>(A-)</b>
Vendor ID# 117989	Q3: 79.19 (C+)	Q4: 92.32 (A-)	
Program Census Information:	# Children in Care During Quarter: 9	# Placements During Quarter: 9	# Children in Care On Last Day: 8

## Quarterly Provider Comparisons to All ILP/TLPs

▼ — indicates average for all ILP/TLPs







## Performance-Based Placement Measures RBWO Provider GA+SCORECARD - ILP/TLP

Report Quarter: Q4 FY2020

<b>Provider/Program Name: Stroman Account &amp; Property - dba My Sister's Keeper, Riverdale Rd. (5156) - ILP</b>				
<b>6030 Riverdale Rd., College Park, GA 30296</b>		<b>Quarterly Scores (Grades)</b>		<b>Current Quarter Score (Grade)</b>
<b>Phone: 770-994-0607</b>		<b>Q1: 91.39 (A-)</b>	<b>Q2: 68.74 (D+)</b>	<b>92.32% (A-)</b>
<b>Vendor ID# 117989</b>		<b>Q3: 79.19 (C+)</b>	<b>Q4: 92.32 (A-)</b>	
Program Census Information:		# Children in Care During Quarter: 9	# Placements During Quarter: 9	# Children in Care On Last Day: 8
	<b>Avg Performance All ILP/TLPs (%)</b>	<b>Provider Performance (%)*</b>	<b>Possible Points (Weight)</b>	<b>Provider Points Earned</b>
<b>OPM Monitoring Reviews</b>				
Annual Comprehensive Reviews	79%	95%	15	14.31
Safety Reviews	80%	45%	10	4.50
<b>Monitoring Sub-Total</b>			<b>25</b>	<b>18.81</b>
<b>ILP/TLP Safety Outcomes</b>				
Incidence of Maltreatment	0.00%	Not Eligible		
Staff Training/Foundations	55%	67%	6.5	4.36
Staff Safety Checks	83%	100%	6.5	6.50
<b>Safety Sub-Total</b>			<b>13</b>	<b>10.86</b>
<b>ILP/TLP Permanency Outcomes</b>				
Placement Stability	95%	100%	3	3.00
<b>Permanency Sub-Total</b>			<b>3</b>	<b>3.00</b>
<b>ILP/TLP Well-Being Outcomes</b>				
EPSDT Medical Visits	84%	100%	4.7	4.67
EPSDT Dental Visits	74%	89%	4.7	4.15
Academic Supports	48%	Not Eligible		
Provider ECEM Visits	83%	96%	4.7	4.48
Placements with Siblings	22%	0%	Not Scored	Not Scored
Placements within Legal County	15%	Not Eligible	Not Scored	Not Scored
<b>Well-Being Sub-Total</b>			<b>14</b>	<b>13.30</b>
<b>ILP/TLP Specialty Outcomes</b>				
Academic/Career Development	47%	58%	10	5.80
Ind Living Skills Provision	67%	96%	15	14.40
Financial Independence	33%	35%	5	1.75
WTLP/Life Coach	70%	96%	15	14.40
<b>Specialty Sub-Total</b>			<b>45</b>	<b>36.35</b>
*Performance calculation descriptions can be found in the FY 2019 RBWO PBP Measurements and Standards Guide.				

<b>Monitoring &amp; Outcomes: Possible Points = 100</b>	<b>Points Earned = 82.32</b>
---	------------------------------



**Performance-Based Placement Measures**  
**RBWO Provider GA+SCORECARD - ILP/TLP**

Report Quarter: Q4 FY2020

<b>Score Before Incentives Credit</b>	<b>82.32%</b>
<b>Incentives Awarded</b>	<b>10.00 pts</b>
<b>PBP Verification</b>	<b>N/A pts</b>
<b>Total Score</b>	<b>92.32%</b>

**Provider/Program Name: Stroman Account & Property - dba My Sister's Keeper, Riverdale Rd. (5156) - ILP**

Program Census Information:		# Children in Care During Quarter: 9	# Placements During Quarter: 9	# Children in Care On Last Day: 8
ILP/TLP Incentive Credits	Avg Performance All ILP/TLPs (Points)	Provider Performance (%)*	Possible Points (Weight)	Provider Points Earned
No DOC Involvement		65%	5	3.25
Community Connections		0%	4	0.00
Positive Permanency Connections		0%	5	0.00
HS Grad/GED/Prof or Trade Certificate/College		N/A	10/5/5/1	
Part-Time Employment with Medical Benefits		0%	10	0.00
Living Arrangements at Discharge		100%	10	10.00
Additional Academic Supports		Not Eligible	2	
Additional IL Skills Provision		0%	5	0.00
Active Agency Accreditation		0%	4	0.00
Staff Clinical Licensure		0%	5	0.00
<b>Incentives Total</b>	<b>10.51</b>			<b>13.25</b>

\*Performance calculation descriptions can be found in the FY 2019 RBWO PBP Measurements and Standards Guide.

**Child Protective Services Investigations and Dispositions**

The following investigations data, which is not used for scoring but is considered significant to a provider's performance, is from Georgia SHINES and is not considered final or complete until the end of the fiscal year.

Total Reports:	0
Number Screened In:	0
Number Screened Out:	0
Number Substantiated:	0
Number Unsubstantiated:	0
Number Active CPS Investigations:	0



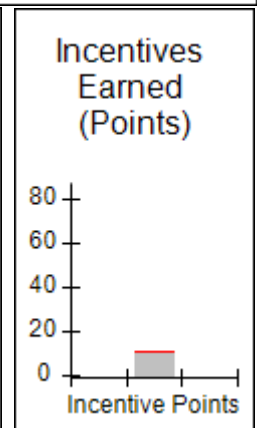
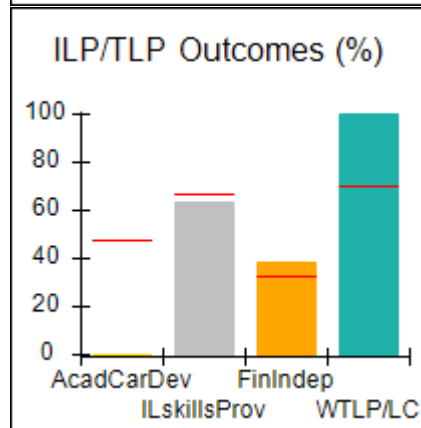
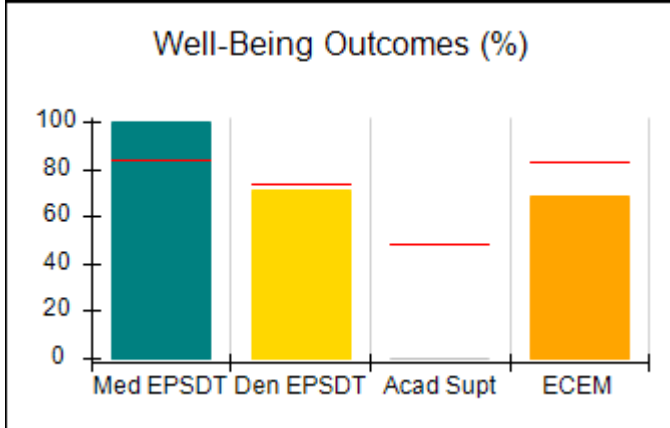
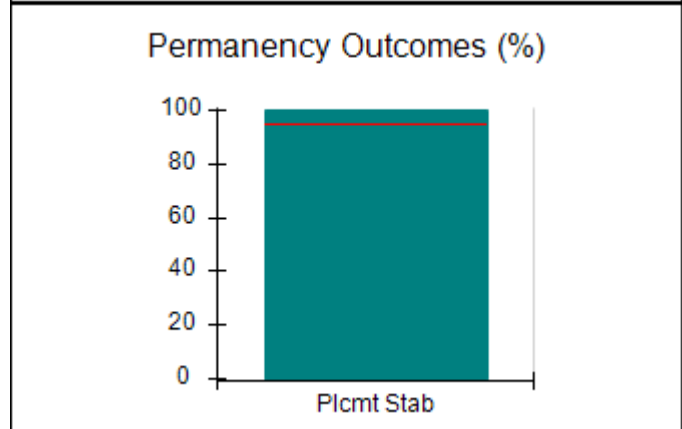
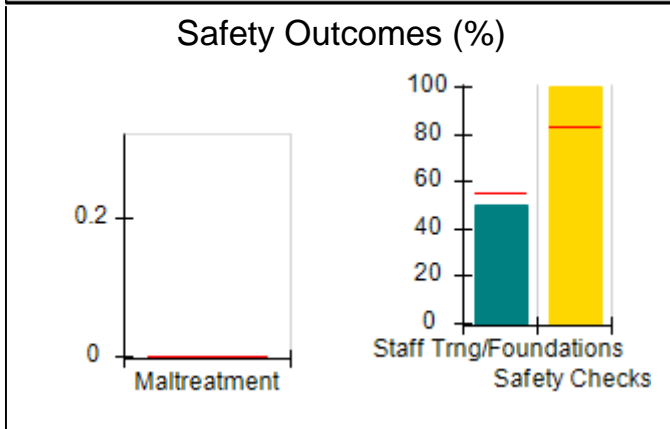
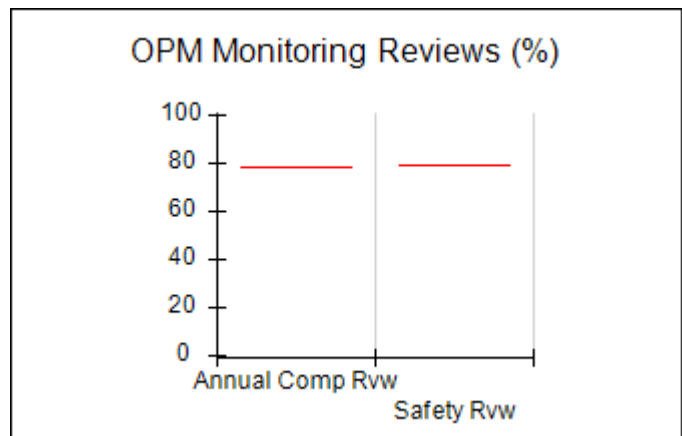
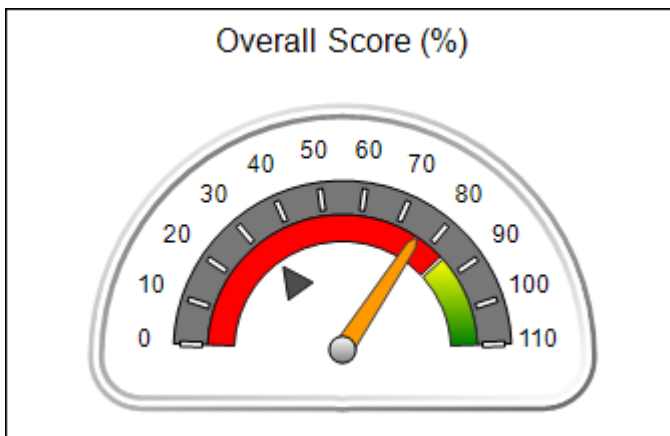
# Performance-Based Placement Measures RBWO Provider GA+SCORECARD - ILP/TLP

Report Quarter: Q4 FY2020

<b>Provider/Program Name: Success For Children and Families - (5420) - ILP</b>			
7002 Hodgson Memorial Drive #111, Savannah, GA 31406	Quarterly Scores (Grades)		Current Quarter Score (Grade)
Phone: 912-712-5112	Q1: (N/A)	Q2: 94.84 (A)	<b>75.93% (C)</b>
Vendor ID# 167044	Q3: 77.80 (C+)	Q4: 75.93 (C)	
Program Census Information:	# Children in Care During Quarter: 7	# Placements During Quarter: 7	# Children in Care On Last Day: 6

## Quarterly Provider Comparisons to All ILP/TLPs

▼ — indicates average for all ILP/TLPs





## Performance-Based Placement Measures RBWO Provider GA+SCORECARD - ILP/TLP

Report Quarter: Q4 FY2020

Provider/Program Name: Success For Children and Families - (5420) - ILP				
7002 Hodgson Memorial Drive #111, Savannah, GA 31406		Quarterly Scores (Grades)		Current Quarter Score (Grade)
Phone: 912-712-5112		Q1: (N/A)	Q2: 94.84 (A)	<b>75.93%</b> <b>(C)</b>
Vendor ID# 167044		Q3: 77.80 (C+)	Q4: 75.93 (C)	
Program Census Information:		# Children in Care During Quarter: 7	# Placements During Quarter: 7	# Children in Care On Last Day: 6
	Avg Performance All ILP/TLPs (%)	Provider Performance (%)*	Possible Points (Weight)	Provider Points Earned
OPM Monitoring Reviews				
Annual Comprehensive Reviews	79%	Not Yet Conducted		
Safety Reviews	80%	Not Yet Conducted		
<b>Monitoring Sub-Total</b>				<b>0.00</b>
ILP/TLP Safety Outcomes				
Incidence of Maltreatment	0.00%	No Substantiated Reports	3	3.00
Staff Training/Foundations	55%	50%	5	2.50
Staff Safety Checks	83%	100%	5	5.00
<b>Safety Sub-Total</b>			<b>13</b>	<b>10.50</b>
ILP/TLP Permanency Outcomes				
Placement Stability	95%	100%	3	3.00
<b>Permanency Sub-Total</b>			<b>3</b>	<b>3.00</b>
ILP/TLP Well-Being Outcomes				
EPSDT Medical Visits	84%	100%	4	4.00
EPSDT Dental Visits	74%	71%	4	2.84
Academic Supports	48%	0%	2	0.00
Provider ECEM Visits	83%	69%	4	2.76
Placements with Siblings	22%	0%	Not Scored	Not Scored
Placements within Legal County	15%	50%	Not Scored	Not Scored
<b>Well-Being Sub-Total</b>			<b>14</b>	<b>9.60</b>
ILP/TLP Specialty Outcomes				
Academic/Career Development	47%	0%	10	0.00
Ind Living Skills Provision	67%	63%	15	9.45
Financial Independence	33%	38%	5	1.90
WTLP/Life Coach	70%	100%	15	15.00
<b>Specialty Sub-Total</b>			<b>45</b>	<b>26.35</b>
*Performance calculation descriptions can be found in the FY 2019 RBWO PBP Measurements and Standards Guide.				

<b>Monitoring &amp; Outcomes: Possible Points = 80</b>	<b>Points Earned = 49.45</b>
--	------------------------------



## Performance-Based Placement Measures RBWO Provider GA+SCORECARD - ILP/TLP

Report Quarter: Q4 FY2020

<b>Score Before Incentives Credit</b>	<b>65.93%</b>
<b>Incentives Awarded</b>	<b>10.00 pts</b>
<b>PBP Verification</b>	<b>N/A pts</b>
<b>Total Score</b>	<b>75.93%</b>

### Provider/Program Name: Success For Children and Families - (5420) - ILP

Program Census Information:		# Children in Care During Quarter: 7	# Placements During Quarter: 7	# Children in Care On Last Day: 6
ILP/TLP Incentive Credits	Avg Performance All ILP/TLPs (Points)	Provider Performance (%)*	Possible Points (Weight)	Provider Points Earned
No DOC Involvement		94%	5	4.70
Community Connections		0%	4	0.00
Positive Permanency Connections		100%	5	5.00
HS Grad/GED/Prof or Trade Certificate/College		N/A	10/5/5/1	
Part-Time Employment with Medical Benefits		0%	10	0.00
Living Arrangements at Discharge		0%	10	0.00
Additional Academic Supports		0%	2	0.00
Additional IL Skills Provision		19%	5	0.95
Active Agency Accreditation		0%	4	0.00
Staff Clinical Licensure		10%	5	0.50
<b>Incentives Total</b>	<b>10.51</b>			<b>11.15</b>

\*Performance calculation descriptions can be found in the FY 2019 RBWO PBP Measurements and Standards Guide.

### Child Protective Services Investigations and Dispositions

The following investigations data, which is not used for scoring but is considered significant to a provider's performance, is from Georgia SHINES and is not considered final or complete until the end of the fiscal year.

Total Reports:	0	
Number Screened In:	0	
Number Screened Out:	0	
Number Substantiated:	0	
Number Unsubstantiated:	0	
Number Active CPS Investigations:	0	



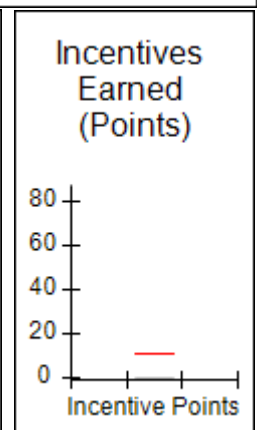
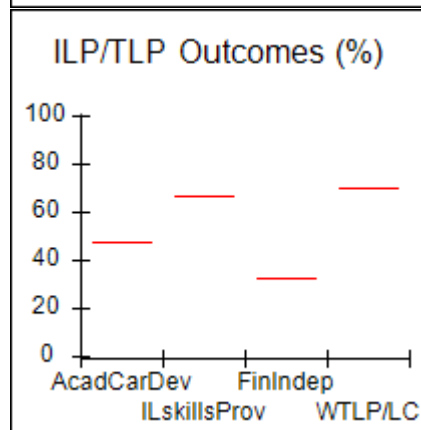
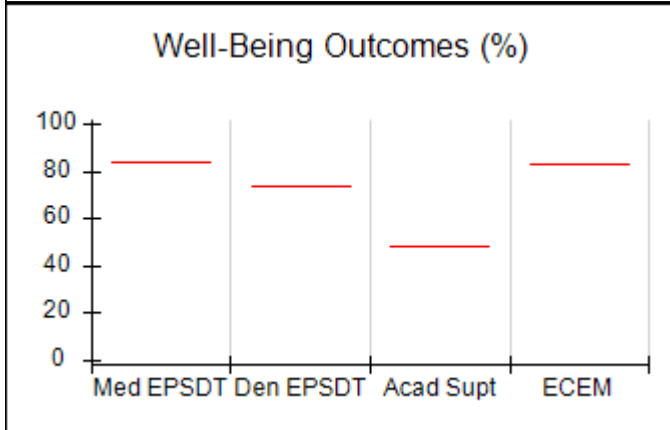
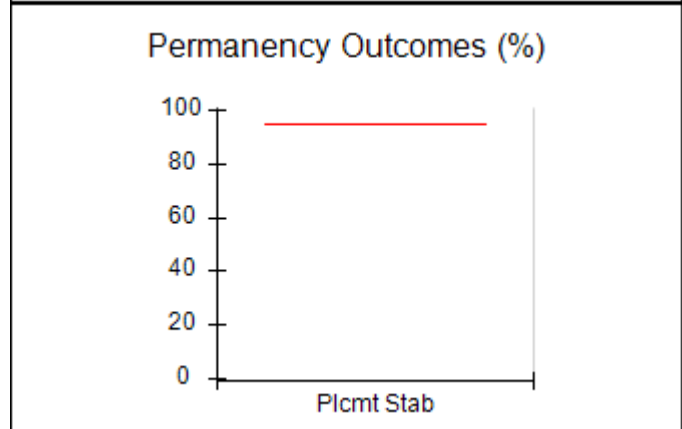
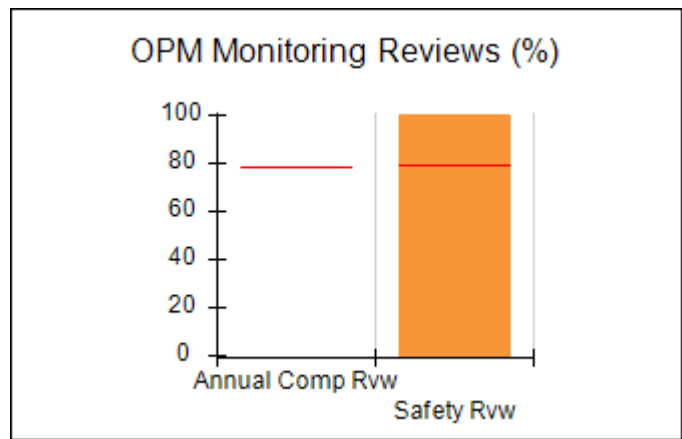
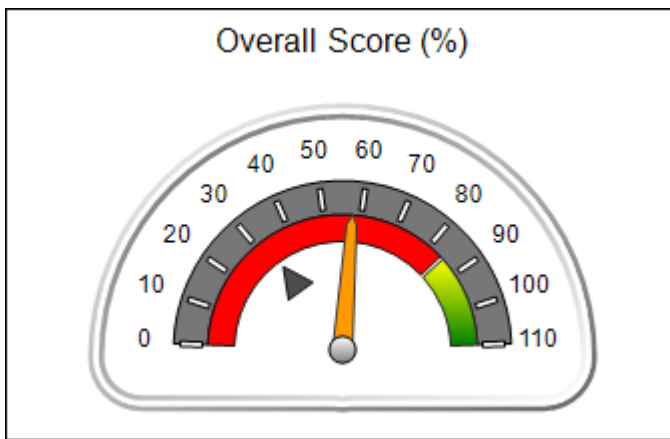
# Performance-Based Placement Measures RBWO Provider GA+SCORECARD - ILP/TLP

Report Quarter: Q4 FY2020

<b>Provider/Program Name: The Exposure Foundation, Inc. - Charter Way (5380) - ILP</b>			
6462 Charter Way, Lithonia, GA 30058	Quarterly Scores (Grades)		Current Quarter Score (Grade)
Phone: 404-838-9688	Q1: 40.65 (F)	Q2: 84.62 (B)	<b>57.61% (F)</b>
Vendor ID# 161860	Q3: 45.29 (F)	Q4: 57.61 (F)	
Program Census Information:	# Children in Care During Quarter: 0	# Placements During Quarter: 0	# Children in Care On Last Day: 0

## Quarterly Provider Comparisons to All ILP/TLPs

▼ — indicates average for all ILP/TLPs





## Performance-Based Placement Measures RBWO Provider GA+SCORECARD - ILP/TLP

Report Quarter: Q4 FY2020

Provider/Program Name: The Exposure Foundation, Inc. - Charter Way (5380) - ILP				
6462 Charter Way, Lithonia, GA 30058		Quarterly Scores (Grades)		Current Quarter Score (Grade)
Phone: 404-838-9688		Q1: 40.65 (F)	Q2: 84.62 (B)	<b>57.61%</b> <b>(F)</b>
Vendor ID# 161860		Q3: 45.29 (F)	Q4: 57.61 (F)	
Program Census Information:		# Children in Care During Quarter: 0	# Placements During Quarter: 0	# Children in Care On Last Day: 0
	Avg Performance All ILP/TLPs (%)	Provider Performance (%)*	Possible Points (Weight)	Provider Points Earned
OPM Monitoring Reviews				
Annual Comprehensive Reviews	79%	Not Yet Conducted		
Safety Reviews	80%	100%	10	10.00
<b>Monitoring Sub-Total</b>			<b>10</b>	<b>10.00</b>
ILP/TLP Safety Outcomes				
Incidence of Maltreatment	0.00%	Not Eligible		
Staff Training/Foundations	55%	0%	6.5	0.00
Staff Safety Checks	83%	50%	6.5	3.25
<b>Safety Sub-Total</b>			<b>13</b>	<b>3.25</b>
ILP/TLP Permanency Outcomes				
Placement Stability	95%	Not Eligible		
<b>Permanency Sub-Total</b>			<b>N/A</b>	
ILP/TLP Well-Being Outcomes				
EPSDT Medical Visits	84%	Not Eligible		
EPSDT Dental Visits	74%	Not Eligible		
Academic Supports	48%	Not Eligible		
Provider ECEM Visits	83%	Not Eligible		
Placements with Siblings	22%	Not Eligible	Not Scored	Not Scored
Placements within Legal County	15%	Not Eligible	Not Scored	Not Scored
<b>Well-Being Sub-Total</b>			<b>N/A</b>	
ILP/TLP Specialty Outcomes				
Academic/Career Development	47%	Not Eligible		
Ind Living Skills Provision	67%	Not Eligible		
Financial Independence	33%	Not Eligible		
WTLP/Life Coach	70%	Not Eligible		
<b>Specialty Sub-Total</b>			<b>N/A</b>	

\*Performance calculation descriptions can be found in the FY 2019 RBWO PBP Measurements and Standards Guide.

<b>Monitoring &amp; Outcomes: Possible Points = 18</b>	<b>Points Earned = 13.25</b>
<b>Score Before Incentives Credit</b>	<b>57.61%</b>



**Performance-Based Placement Measures  
RBWO Provider GA+SCORECARD - ILP/TLP**

Report Quarter: Q4 FY2020

<b>Incentives Awarded</b>	<b>00.00 pts</b>
<b>PBP Verification</b>	<b>N/A pts</b>
<b>Total Score</b>	<b>57.61%</b>

**Provider/Program Name: The Exposure Foundation, Inc. - Charter Way (5380) - ILP**

Program Census Information:		# Children in Care During Quarter: 0	# Placements During Quarter: 0	# Children in Care On Last Day: 0
ILP/TLP Incentive Credits	Avg Performance All ILP/TLPs (Points)	Provider Performance (%)*	Possible Points (Weight)	Provider Points Earned
No DOC Involvement		Not Eligible	5	
Community Connections		Not Eligible	4	
Positive Permanency Connections		Not Eligible	5	
HS Grad/GED/Prof or Trade Certificate/College		N/A	10/5/5/1	
Part-Time Employment with Medical Benefits		Not Eligible	10	
Living Arrangements at Discharge		Not Eligible	10	
Additional Academic Supports		Not Eligible	2	
Additional IL Skills Provision		Not Eligible	5	
Active Agency Accreditation		0%	4	0.00
Staff Clinical Licensure		0%	5	0.00
<b>Incentives Total</b>	<b>10.51</b>			<b>0.00</b>

\*Performance calculation descriptions can be found in the FY 2019 RBWO PBP Measurements and Standards Guide.

**Child Protective Services Investigations and Dispositions**

The following investigations data, which is not used for scoring but is considered significant to a provider's performance, is from Georgia SHINES and is not considered final or complete until the end of the fiscal year.

Total Reports:	0
Number Screened In:	0
Number Screened Out:	0
Number Substantiated:	0
Number Unsubstantiated:	0
Number Active CPS Investigations:	0





# Performance-Based Placement Measures RBWO Provider GA+SCORECARD - ILP/TLP


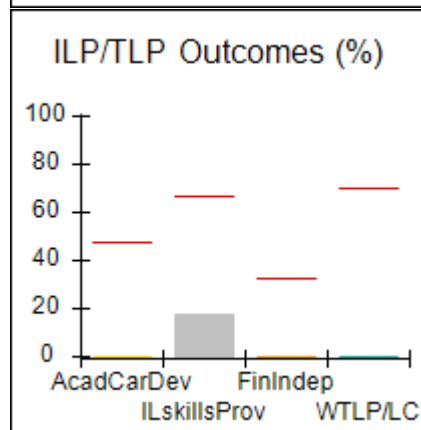
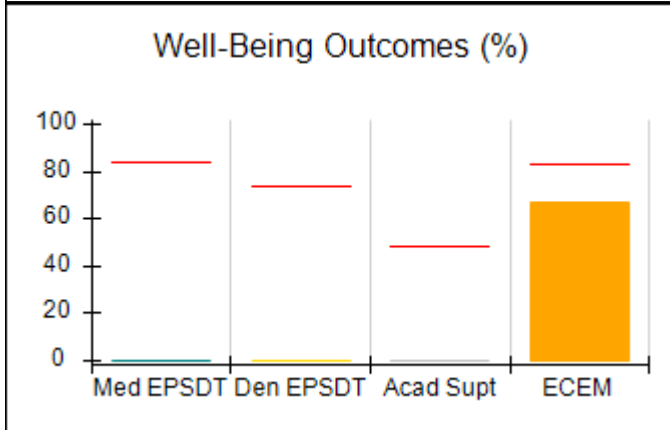
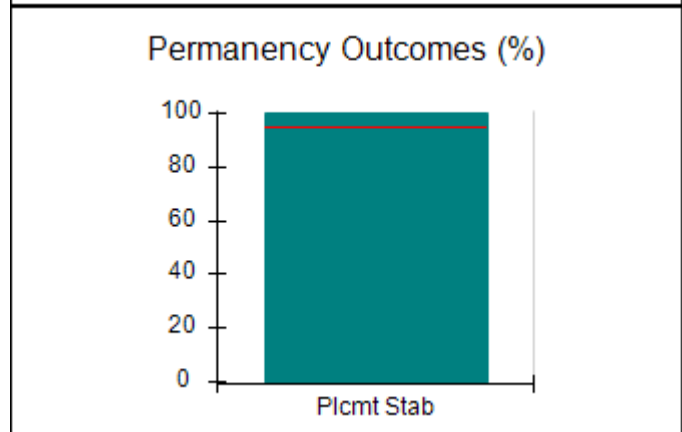
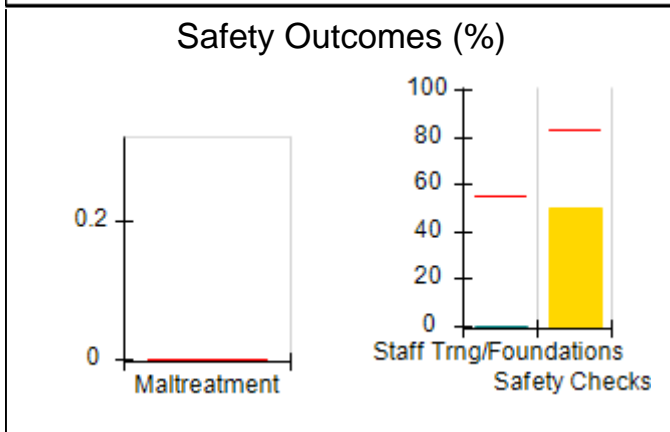
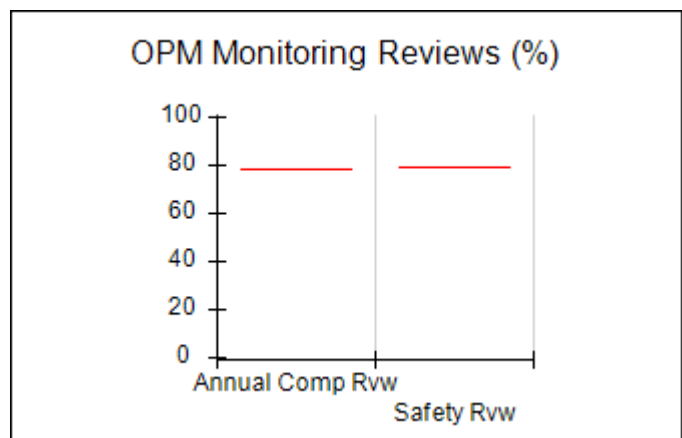
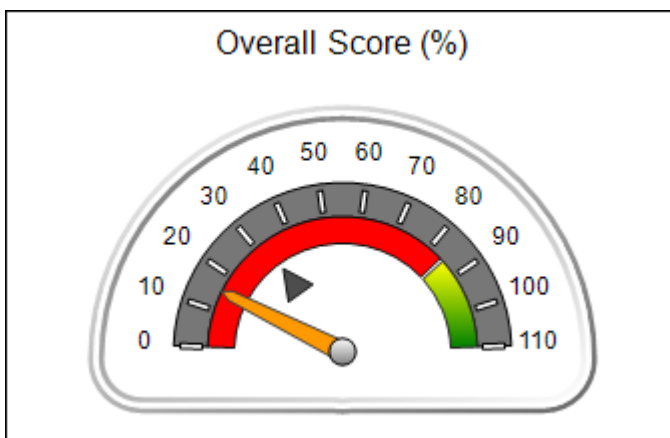
Report Quarter: Q4 FY2020

**Provider/Program Name: The Exposure Foundation, Inc. - Woodcrest Village (5421) - ILP**

2325 Woodcrest Walk, Lithonia, GA 30058	Quarterly Scores (Grades)		Current Quarter Score (Grade)
Phone: 404-838-9688	Q1: (N/A)	Q2: 20.73 (F)	<b>15.31% (F)</b>
Vendor ID# 166842	Q3: 34.73 (F)	Q4: 15.31 (F)	
Program Census Information:	# Children in Care During Quarter: 2	# Placements During Quarter: 2	# Children in Care On Last Day: 2

## Quarterly Provider Comparisons to All ILP/TLPs

▼ — indicates average for all ILP/TLPs





## Performance-Based Placement Measures RBWO Provider GA+SCORECARD - ILP/TLP

Report Quarter: Q4 FY2020

<b>Provider/Program Name: The Exposure Foundation, Inc. - Woodcrest Village (5421) - ILP</b>				
<b>2325 Woodcrest Walk, Lithonia, GA 30058</b>		<b>Quarterly Scores (Grades)</b>		<b>Current Quarter Score (Grade)</b>
<b>Phone: 404-838-9688</b>		<b>Q1: (N/A)</b>	<b>Q2: 20.73 (F)</b>	<b>15.31%</b> <b>(F)</b>
<b>Vendor ID# 166842</b>		<b>Q3: 34.73 (F)</b>	<b>Q4: 15.31 (F)</b>	
Program Census Information:		# Children in Care During Quarter: 2	# Placements During Quarter: 2	# Children in Care On Last Day: 2
	<b>Avg Performance All ILP/TLPs (%)</b>	<b>Provider Performance (%)*</b>	<b>Possible Points (Weight)</b>	<b>Provider Points Earned</b>
<b>OPM Monitoring Reviews</b>				
Annual Comprehensive Reviews	79%	Not Yet Conducted		
Safety Reviews	80%	Not Yet Conducted		
<b>Monitoring Sub-Total</b>				<b>0.00</b>
<b>ILP/TLP Safety Outcomes</b>				
Incidence of Maltreatment	0.00%	Not Eligible		
Staff Training/Foundations	55%	0%	6.5	0.00
Staff Safety Checks	83%	50%	6.5	3.25
<b>Safety Sub-Total</b>			<b>13</b>	<b>3.25</b>
<b>ILP/TLP Permanency Outcomes</b>				
Placement Stability	95%	100%	3	3.00
<b>Permanency Sub-Total</b>			<b>3</b>	<b>3.00</b>
<b>ILP/TLP Well-Being Outcomes</b>				
EPSDT Medical Visits	84%	0%	4	0.00
EPSDT Dental Visits	74%	0%	4	0.00
Academic Supports	48%	0%	2	0.00
Provider ECEM Visits	83%	67%	4	2.68
Placements with Siblings	22%	Not Eligible	Not Scored	Not Scored
Placements within Legal County	15%	Not Eligible	Not Scored	Not Scored
<b>Well-Being Sub-Total</b>			<b>14</b>	<b>2.68</b>
<b>ILP/TLP Specialty Outcomes</b>				
Academic/Career Development	47%	0%	10	0.00
Ind Living Skills Provision	67%	17%	15	2.55
Financial Independence	33%	0%	5	0.00
WTLP/Life Coach	70%	0%	15	0.00
<b>Specialty Sub-Total</b>			<b>45</b>	<b>2.55</b>
*Performance calculation descriptions can be found in the FY 2019 RBWO PBP Measurements and Standards Guide.				

<b>Monitoring &amp; Outcomes: Possible Points = 80</b>	<b>Points Earned = 11.48</b>
<b>Score Before Incentives Credit</b>	<b>15.31%</b>



**Performance-Based Placement Measures**  
**RBWO Provider GA+SCORECARD - ILP/TLP**

Report Quarter: Q4 FY2020

<b>Incentives Awarded</b>	<b>00.00 pts</b>
<b>PBP Verification</b>	<b>N/A pts</b>
<b>Total Score</b>	<b>15.31%</b>

**Provider/Program Name: The Exposure Foundation, Inc. - Woodcrest Village (5421) - ILP**

Program Census Information:		# Children in Care During Quarter: 2	# Placements During Quarter: 2	# Children in Care On Last Day: 2
ILP/TLP Incentive Credits	Avg Performance All ILP/TLPs (Points)	Provider Performance (%)*	Possible Points (Weight)	Provider Points Earned
No DOC Involvement		0%	5	0.00
Community Connections		0%	4	0.00
Positive Permanency Connections		0%	5	0.00
HS Grad/GED/Prof or Trade Certificate/College		N/A	10/5/5/1	
Part-Time Employment with Medical Benefits		Not Eligible	10	
Living Arrangements at Discharge		Not Eligible	10	
Additional Academic Supports		0%	2	0.00
Additional IL Skills Provision		0%	5	0.00
Active Agency Accreditation		0%	4	0.00
Staff Clinical Licensure		0%	5	0.00
<b>Incentives Total</b>	<b>10.51</b>			<b>0.00</b>

\*Performance calculation descriptions can be found in the FY 2019 RBWO PBP Measurements and Standards Guide.

<b>Child Protective Services Investigations and Dispositions</b>	
The following investigations data, which is not used for scoring but is considered significant to a provider's performance, is from Georgia SHINES and is not considered final or complete until the end of the fiscal year.	
Total Reports:	0
Number Screened In:	0
Number Screened Out:	0
Number Substantiated:	0
Number Unsubstantiated:	0
Number Active CPS Investigations:	0



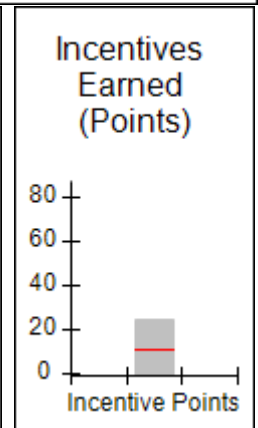
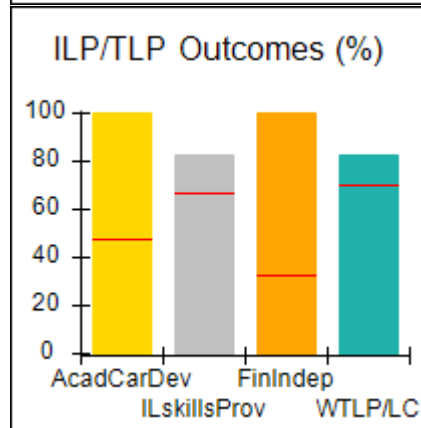
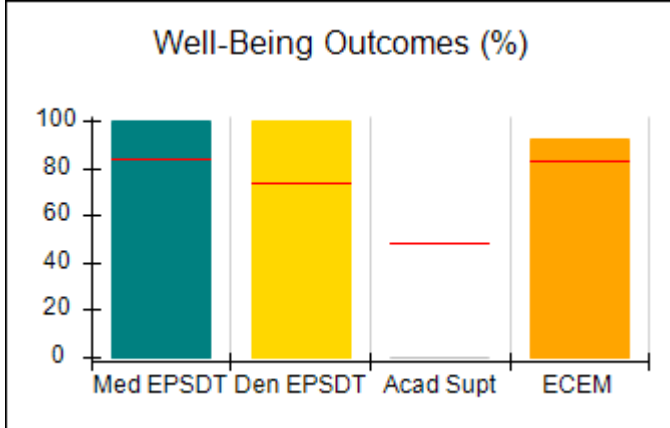
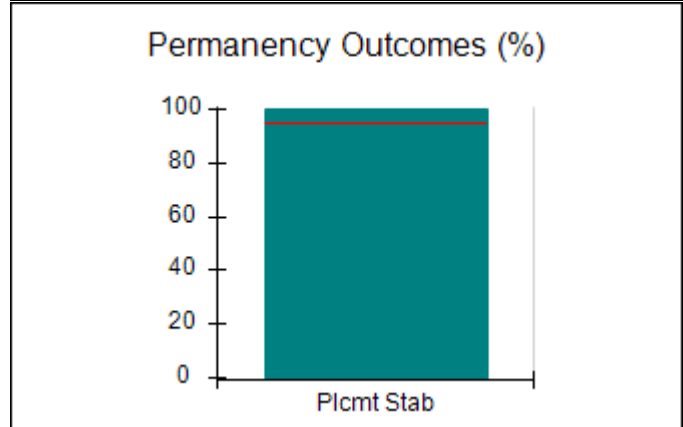
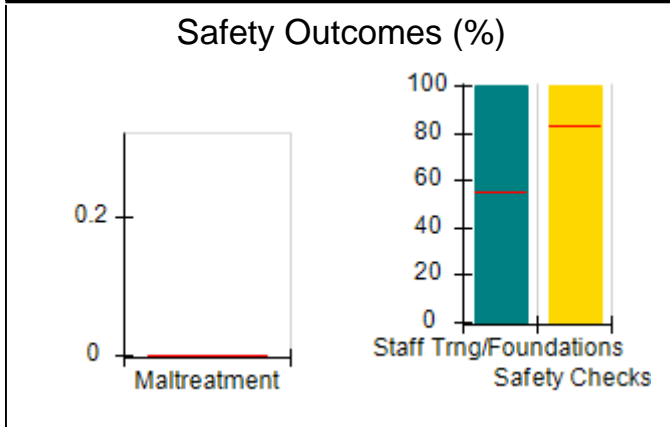
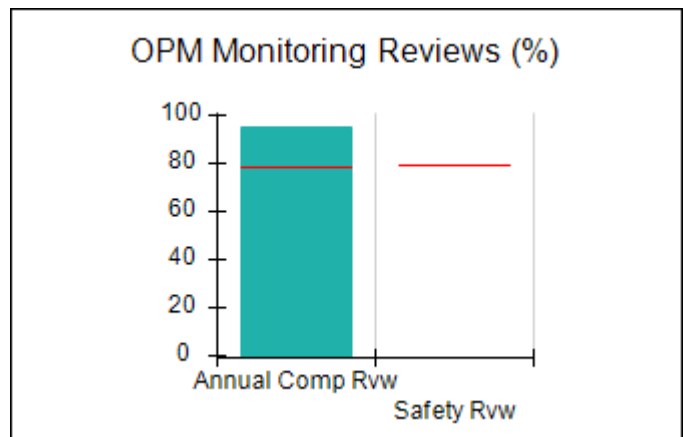
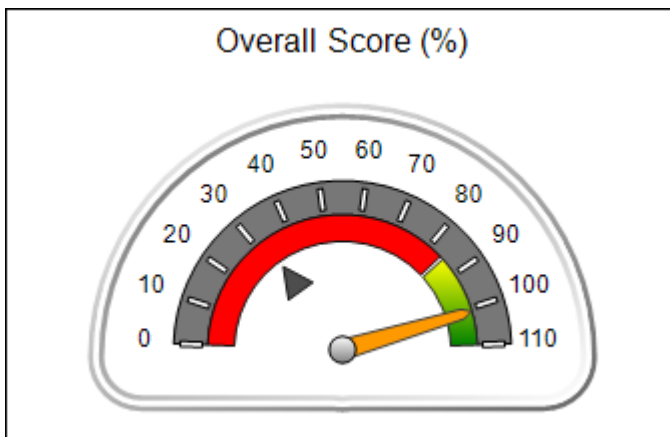
# Performance-Based Placement Measures RBWO Provider GA+SCORECARD - ILP/TLP

Report Quarter: Q4 FY2020

<b>Provider/Program Name: United Methodist Children Home of the North GA Conference - DBA Wellroot Family Services - ILP (4428) - ILP</b>			
1967 Lakeside Pkwy, Tucker, GA 30084	Quarterly Scores (Grades)		Current Quarter Score (Grade)
Phone: 404-327-5820	Q1: 107.30 (A+)	Q2: 106.80 (A+)	<b>100.98%</b> <b>(A+)</b>
Vendor ID# 63445	Q3: 105.56 (A+)	Q4: 100.98 (A+)	
Program Census Information:	# Children in Care During Quarter: 6	# Placements During Quarter: 6	# Children in Care On Last Day: 6

## Quarterly Provider Comparisons to All ILP/TLPs

▼ — indicates average for all ILP/TLPs





## Performance-Based Placement Measures RBWO Provider GA+SCORECARD - ILP/TLP

Report Quarter: Q4 FY2020

Provider/Program Name: United Methodist Children Home of the North GA Conference - DBA Wellroot Family Services - ILP (4428) - ILP				
1967 Lakeside Pkwy, Tucker, GA 30084		Quarterly Scores (Grades)		Current Quarter Score (Grade)
Phone: 404-327-5820		Q1: 107.30 (A+)	Q2: 106.80 (A+)	<b>100.98% (A+)</b>
Vendor ID# 63445		Q3: 105.56 (A+)	Q4: 100.98 (A+)	
Program Census Information:		# Children in Care During Quarter: 6	# Placements During Quarter: 6	# Children in Care On Last Day: 6
	Avg Performance All ILP/TLPs (%)	Provider Performance (%)*	Possible Points (Weight)	Provider Points Earned
<b>OPM Monitoring Reviews</b>				
Annual Comprehensive Reviews	79%	95%	15	14.30
Safety Reviews	80%	Not Yet Conducted		
<b>Monitoring Sub-Total</b>			<b>15</b>	<b>14.30</b>
<b>ILP/TLP Safety Outcomes</b>				
Incidence of Maltreatment	0.00%	Not Eligible		
Staff Training/Foundations	55%	100%	6.5	6.50
Staff Safety Checks	83%	100%	6.5	6.50
<b>Safety Sub-Total</b>			<b>13</b>	<b>13.00</b>
<b>ILP/TLP Permanency Outcomes</b>				
Placement Stability	95%	100%	3	3.00
<b>Permanency Sub-Total</b>			<b>3</b>	<b>3.00</b>
<b>ILP/TLP Well-Being Outcomes</b>				
EPSDT Medical Visits	84%	100%	4	4.00
EPSDT Dental Visits	74%	100%	4	4.00
Academic Supports	48%	0%	2	0.00
Provider ECEM Visits	83%	92%	4	3.68
Placements with Siblings	22%	Not Eligible	Not Scored	Not Scored
Placements within Legal County	15%	0%	Not Scored	Not Scored
<b>Well-Being Sub-Total</b>			<b>14</b>	<b>11.68</b>
<b>ILP/TLP Specialty Outcomes</b>				
Academic/Career Development	47%	100%	10	10.00
Ind Living Skills Provision	67%	83%	15	12.45
Financial Independence	33%	100%	5	5.00
WTLP/Life Coach	70%	83%	15	12.45
<b>Specialty Sub-Total</b>			<b>45</b>	<b>39.90</b>
*Performance calculation descriptions can be found in the FY 2019 RBWO PBP Measurements and Standards Guide.				

<b>Monitoring &amp; Outcomes: Possible Points = 95</b>	<b>Points Earned = 81.88</b>
--	------------------------------



**Performance-Based Placement Measures**  
**RBWO Provider GA+SCORECARD - ILP/TLP**

Report Quarter: Q4 FY2020

<b>Score Before Incentives Credit</b>	<b>90.98%</b>
<b>Incentives Awarded</b>	<b>10.00 pts</b>
<b>PBP Verification</b>	<b>N/A pts</b>
<b>Total Score</b>	<b>100.98%</b>

**Provider/Program Name: United Methodist Children Home of the North GA Conference - DBA Wellroot Family Services - ILP (4428) - ILP**

Program Census Information:		# Children in Care During Quarter: 6	# Placements During Quarter: 6	# Children in Care On Last Day: 6
ILP/TLP Incentive Credits	Avg Performance All ILP/TLPs (Points)	Provider Performance (%)*	Possible Points (Weight)	Provider Points Earned
No DOC Involvement		100%	5	5.00
Community Connections		0%	4	0.00
Positive Permanency Connections		100%	5	5.00
HS Grad/GED/Prof or Trade Certificate/College		N/A	10/5/5/1	10.00
Part-Time Employment with Medical Benefits		Not Eligible	10	
Living Arrangements at Discharge		Not Eligible	10	
Additional Academic Supports		0%	2	0.00
Additional IL Skills Provision		42%	5	2.10
Active Agency Accreditation		50%	4	2.00
Staff Clinical Licensure		0%	5	0.00
<b>Incentives Total</b>	<b>10.51</b>			<b>24.10</b>

\*Performance calculation descriptions can be found in the FY 2019 RBWO PBP Measurements and Standards Guide.

**Child Protective Services Investigations and Dispositions**

The following investigations data, which is not used for scoring but is considered significant to a provider's performance, is from Georgia SHINES and is not considered final or complete until the end of the fiscal year.

Total Reports:	0
Number Screened In:	0
Number Screened Out:	0
Number Substantiated:	0
Number Unsubstantiated:	0
Number Active CPS Investigations:	0



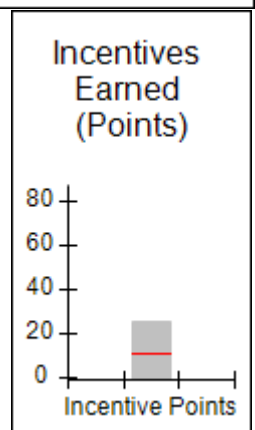
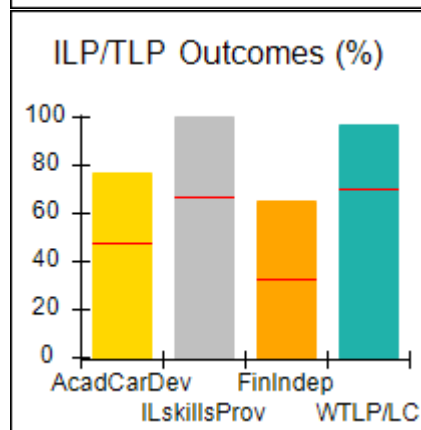
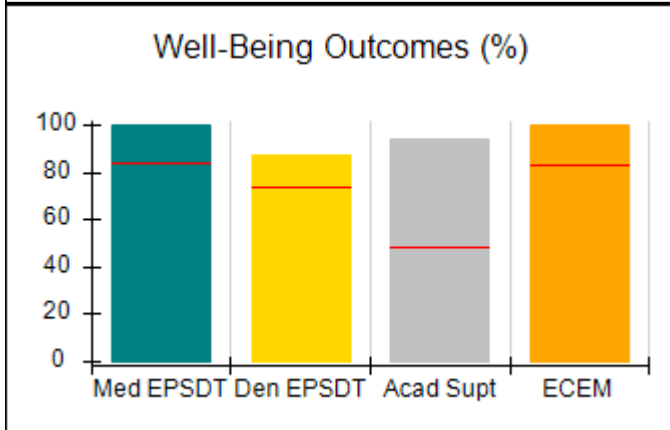
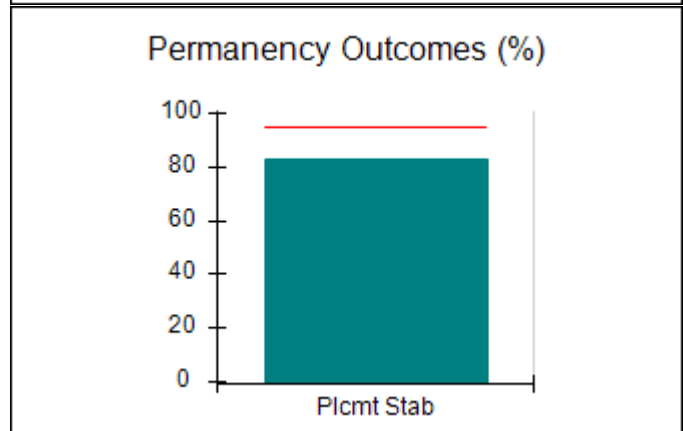
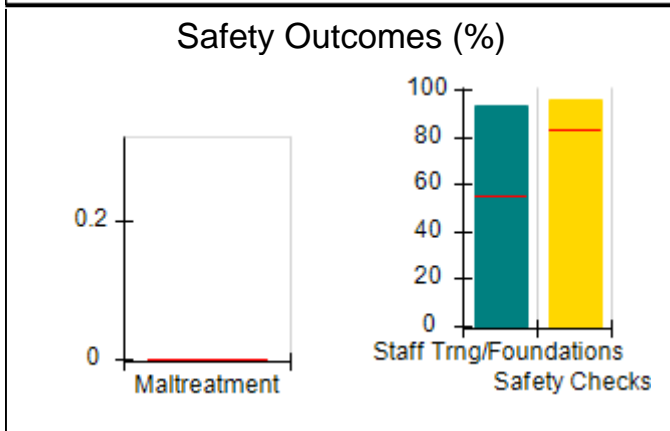
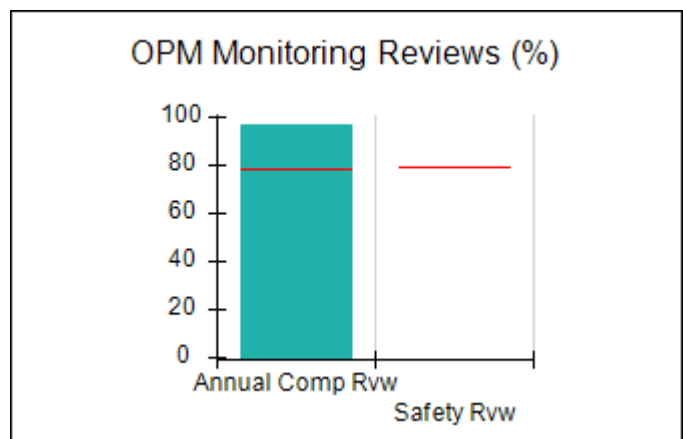
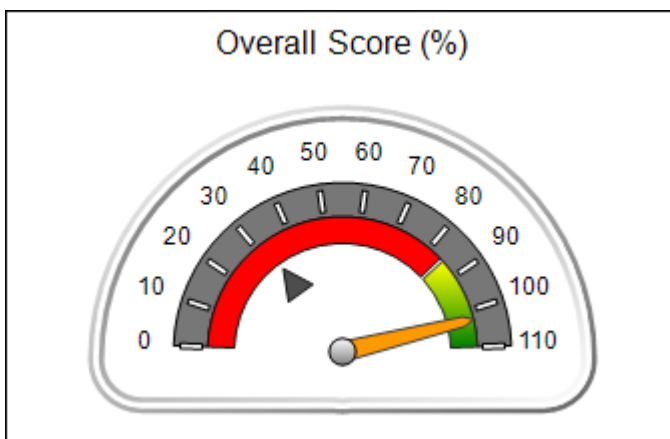
# Performance-Based Placement Measures RBWO Provider GA+SCORECARD - ILP/TLP

Report Quarter: Q4 FY2020

<b>Provider/Program Name: United Methodist Children Home of the North GA Conference - DBA Wellroot Family Services - TLP (849) - TLP</b>			
1313 Stonemill Way, Stone Mountain, GA 30083	Quarterly Scores (Grades)		Current Quarter Score (Grade)
Phone: 404-327-5820	Q1: 103.26 (A+)	Q2: 101.53 (A+)	<b>102.58%</b> <b>(A+)</b>
Vendor ID# 35627	Q3: 101.81 (A+)	Q4: 102.58 (A+)	
Program Census Information:	# Children in Care During Quarter: 18	# Placements During Quarter: 18	# Children in Care On Last Day: 13

## Quarterly Provider Comparisons to All ILP/TLPs

▼ — indicates average for all ILP/TLPs





## Performance-Based Placement Measures RBWO Provider GA+SCORECARD - ILP/TLP

Report Quarter: Q4 FY2020

<b>Provider/Program Name: United Methodist Children Home of the North GA Conference - DBA Wellroot Family Services - TLP (849) - TLP</b>				
<b>1313 Stonemill Way, Stone Mountain, GA 30083</b>		<b>Quarterly Scores (Grades)</b>		<b>Current Quarter Score (Grade)</b>
<b>Phone: 404-327-5820</b>		<b>Q1: 103.26 (A+)</b>	<b>Q2: 101.53 (A+)</b>	<b>102.58% (A+)</b>
<b>Vendor ID# 35627</b>		<b>Q3: 101.81 (A+)</b>	<b>Q4: 102.58 (A+)</b>	
Program Census Information:		# Children in Care During Quarter: 18	# Placements During Quarter: 18	# Children in Care On Last Day: 13
	<b>Avg Performance All ILP/TLPs (%)</b>	<b>Provider Performance (%)*</b>	<b>Possible Points (Weight)</b>	<b>Provider Points Earned</b>
<b>OPM Monitoring Reviews</b>				
Annual Comprehensive Reviews	79%	97%	15	14.52
Safety Reviews	80%	Not Yet Conducted		
<b>Monitoring Sub-Total</b>			<b>15</b>	<b>14.52</b>
<b>ILP/TLP Safety Outcomes</b>				
Incidence of Maltreatment	0.00%	No Substantiated Reports	3	3.00
Staff Training/Foundations	55%	93%	5	4.65
Staff Safety Checks	83%	96%	5	4.80
<b>Safety Sub-Total</b>			<b>13</b>	<b>12.45</b>
<b>ILP/TLP Permanency Outcomes</b>				
Placement Stability	95%	83%	3	2.49
<b>Permanency Sub-Total</b>			<b>3</b>	<b>2.49</b>
<b>ILP/TLP Well-Being Outcomes</b>				
EPSDT Medical Visits	84%	100%	4	4.00
EPSDT Dental Visits	74%	87%	4	3.48
Academic Supports	48%	94%	2	1.88
Provider ECEM Visits	83%	100%	4	4.00
Placements with Siblings	22%	100%	Not Scored	Not Scored
Placements within Legal County	15%	0%	Not Scored	Not Scored
<b>Well-Being Sub-Total</b>			<b>14</b>	<b>13.36</b>
<b>ILP/TLP Specialty Outcomes</b>				
Academic/Career Development	47%	77%	10	7.70
Ind Living Skills Provision	67%	100%	15	15.00
Financial Independence	33%	65%	5	3.25
WTLP/Life Coach	70%	97%	15	14.55
<b>Specialty Sub-Total</b>			<b>45</b>	<b>40.50</b>
*Performance calculation descriptions can be found in the FY 2019 RBWO PBP Measurements and Standards Guide.				

<b>Monitoring &amp; Outcomes: Possible Points = 95</b>	<b>Points Earned = 83.32</b>
--	------------------------------





**Performance-Based Placement Measures**  
**RBWO Provider GA+SCORECARD - ILP/TLP**

Report Quarter: Q4 FY2020

<b>Score Before Incentives Credit</b>	<b>92.58%</b>
<b>Incentives Awarded</b>	<b>10.00 pts</b>
<b>PBP Verification</b>	<b>N/A pts</b>
<b>Total Score</b>	<b>102.58%</b>

**Provider/Program Name: United Methodist Children Home of the North GA Conference - DBA Wellroot Family Services - TLP (849) - TLP**

Program Census Information:		# Children in Care During Quarter: 18	# Placements During Quarter: 18	# Children in Care On Last Day: 13
ILP/TLP Incentive Credits	Avg Performance All ILP/TLPs (Points)	Provider Performance (%)*	Possible Points (Weight)	Provider Points Earned
No DOC Involvement		100%	5	5.00
Community Connections		0%	4	0.00
Positive Permanency Connections		100%	5	5.00
HS Grad/GED/Prof or Trade Certificate/College		N/A	10/5/5/1	
Part-Time Employment with Medical Benefits		40%	10	4.00
Living Arrangements at Discharge		40%	10	4.00
Additional Academic Supports		94%	2	1.88
Additional IL Skills Provision		72%	5	3.60
Active Agency Accreditation		50%	4	2.00
Staff Clinical Licensure		0%	5	0.00
<b>Incentives Total</b>	<b>10.51</b>			<b>25.48</b>

\*Performance calculation descriptions can be found in the FY 2019 RBWO PBP Measurements and Standards Guide.

**Child Protective Services Investigations and Dispositions**

The following investigations data, which is not used for scoring but is considered significant to a provider's performance, is from Georgia SHINES and is not considered final or complete until the end of the fiscal year.

Total Reports:	0
Number Screened In:	0
Number Screened Out:	0
Number Substantiated:	0
Number Unsubstantiated:	0
Number Active CPS Investigations:	0



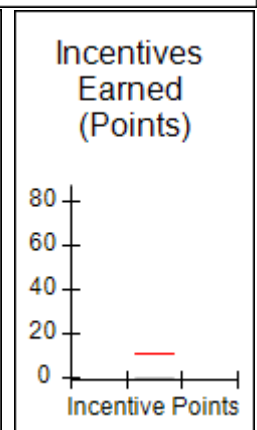
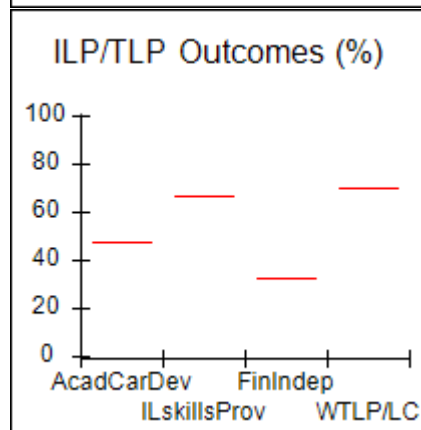
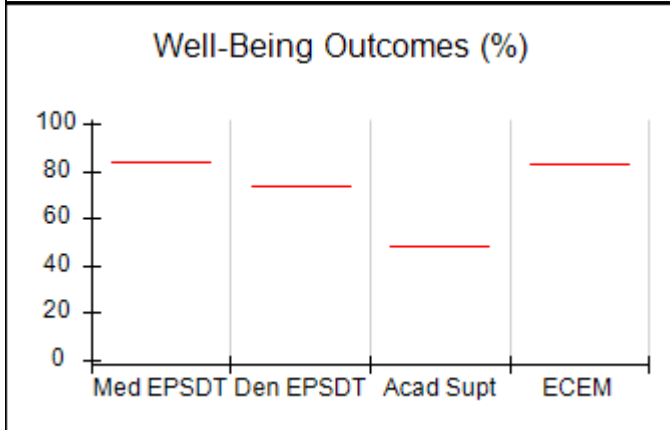
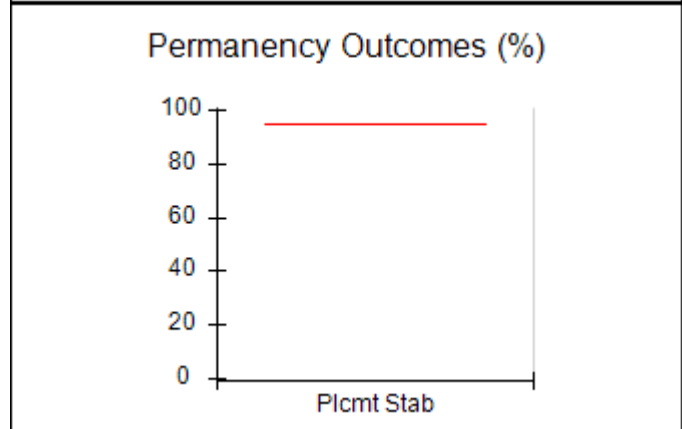
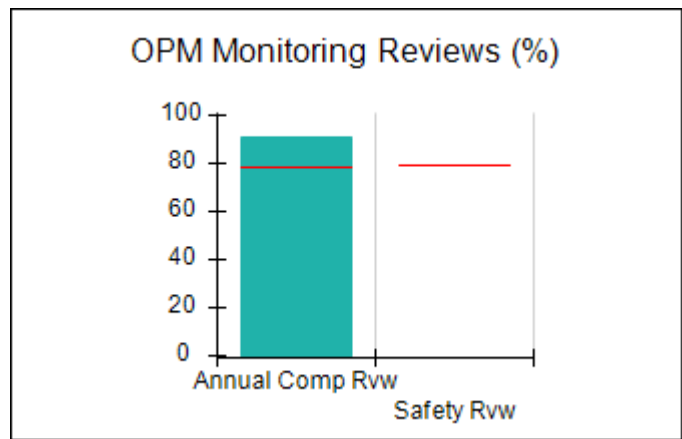
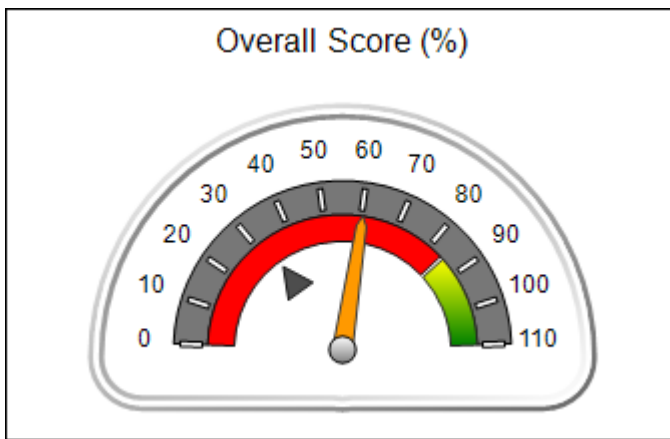
# Performance-Based Placement Measures RBWO Provider GA+SCORECARD - ILP/TLP

Report Quarter: Q4 FY2020

Provider/Program Name: Untapped Potential LLC - Brook Haven (5273) - ILP			
100 Brook Haven Circle, Fort Oglethorpe, GA 30742	Quarterly Scores (Grades)		Current Quarter Score (Grade)
Phone: 404-781-9437	Q1: 95.18 (A)	Q2: 83.64 (B-)	<b>60.43%</b> <b>(D-)</b>
Vendor ID# 161457	Q3: 83.64 (B-)	Q4: 60.43 (D-)	
Program Census Information:	# Children in Care During Quarter: 0	# Placements During Quarter: 0	# Children in Care On Last Day: 0

## Quarterly Provider Comparisons to All ILP/TLPs

▼ — indicates average for all ILP/TLPs





**Performance-Based Placement Measures**  
**RBWO Provider GA+SCORECARD - ILP/TLP**

Report Quarter: Q4 FY2020

<b>Provider/Program Name: Untapped Potential LLC - Brook Haven (5273) - ILP</b>				
<b>100 Brook Haven Circle, Fort Oglethorpe, GA 30742</b>		<b>Quarterly Scores (Grades)</b>		<b>Current Quarter Score (Grade)</b>
<b>Phone: 404-781-9437</b>		<b>Q1: 95.18 (A)</b>	<b>Q2: 83.64 (B-)</b>	<b>60.43%</b> <b>(D-)</b>
<b>Vendor ID# 161457</b>		<b>Q3: 83.64 (B-)</b>	<b>Q4: 60.43 (D-)</b>	
Program Census Information:		# Children in Care During Quarter: 0	# Placements During Quarter: 0	# Children in Care On Last Day: 0
	<b>Avg Performance All ILP/TLPs (%)</b>	<b>Provider Performance (%)*</b>	<b>Possible Points (Weight)</b>	<b>Provider Points Earned</b>
<b>OPM Monitoring Reviews</b>				
Annual Comprehensive Reviews	79%	91%	15	13.67
Safety Reviews	80%	Not Yet Conducted		
<b>Monitoring Sub-Total</b>			<b>15</b>	<b>13.67</b>
<b>ILP/TLP Safety Outcomes</b>				
Incidence of Maltreatment	0.00%	Not Eligible		
Staff Training/Foundations	55%	0%	6.5	0.00
Staff Safety Checks	83%	50%	6.5	3.25
<b>Safety Sub-Total</b>			<b>13</b>	<b>3.25</b>
<b>ILP/TLP Permanency Outcomes</b>				
Placement Stability	95%	Not Eligible		
<b>Permanency Sub-Total</b>			<b>N/A</b>	
<b>ILP/TLP Well-Being Outcomes</b>				
EPSDT Medical Visits	84%	Not Eligible		
EPSDT Dental Visits	74%	Not Eligible		
Academic Supports	48%	Not Eligible		
Provider ECEM Visits	83%	Not Eligible		
Placements with Siblings	22%	Not Eligible	Not Scored	Not Scored
Placements within Legal County	15%	Not Eligible	Not Scored	Not Scored
<b>Well-Being Sub-Total</b>			<b>N/A</b>	
<b>ILP/TLP Specialty Outcomes</b>				
Academic/Career Development	47%	Not Eligible		
Ind Living Skills Provision	67%	Not Eligible		
Financial Independence	33%	Not Eligible		
WTLP/Life Coach	70%	Not Eligible		
<b>Specialty Sub-Total</b>			<b>N/A</b>	
*Performance calculation descriptions can be found in the FY 2019 RBWO PBP Measurements and Standards Guide.				

<b>Monitoring &amp; Outcomes: Possible Points = 28</b>	<b>Points Earned = 16.92</b>
<b>Score Before Incentives Credit</b>	<b>60.43%</b>



**Performance-Based Placement Measures**  
**RBWO Provider GA+SCORECARD - ILP/TLP**

Report Quarter: Q4 FY2020

<b>Incentives Awarded</b>	<b>00.00 pts</b>
<b>PBP Verification</b>	<b>N/A pts</b>
<b>Total Score</b>	<b>60.43%</b>

**Provider/Program Name: Untapped Potential LLC - Brook Haven (5273) - ILP**

Program Census Information:		# Children in Care During Quarter: 0	# Placements During Quarter: 0	# Children in Care On Last Day: 0
ILP/TLP Incentive Credits	Avg Performance All ILP/TLPs (Points)	Provider Performance (%)*	Possible Points (Weight)	Provider Points Earned
No DOC Involvement		Not Eligible	5	
Community Connections		Not Eligible	4	
Positive Permanency Connections		Not Eligible	5	
HS Grad/GED/Prof or Trade Certificate/College		N/A	10/5/5/1	
Part-Time Employment with Medical Benefits		Not Eligible	10	
Living Arrangements at Discharge		Not Eligible	10	
Additional Academic Supports		Not Eligible	2	
Additional IL Skills Provision		Not Eligible	5	
Active Agency Accreditation		0%	4	0.00
Staff Clinical Licensure		0%	5	0.00
<b>Incentives Total</b>	<b>10.51</b>			<b>0.00</b>

\*Performance calculation descriptions can be found in the FY 2019 RBWO PBP Measurements and Standards Guide.

**Child Protective Services Investigations and Dispositions**

The following investigations data, which is not used for scoring but is considered significant to a provider's performance, is from Georgia SHINES and is not considered final or complete until the end of the fiscal year.

Total Reports:	0
Number Screened In:	0
Number Screened Out:	0
Number Substantiated:	0
Number Unsubstantiated:	0
Number Active CPS Investigations:	0



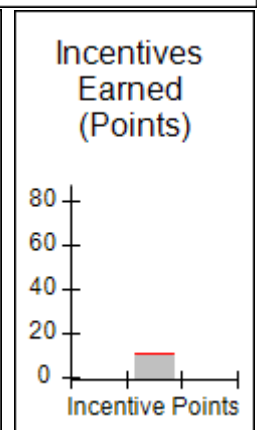
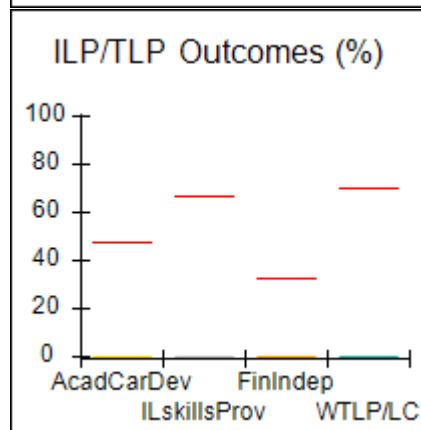
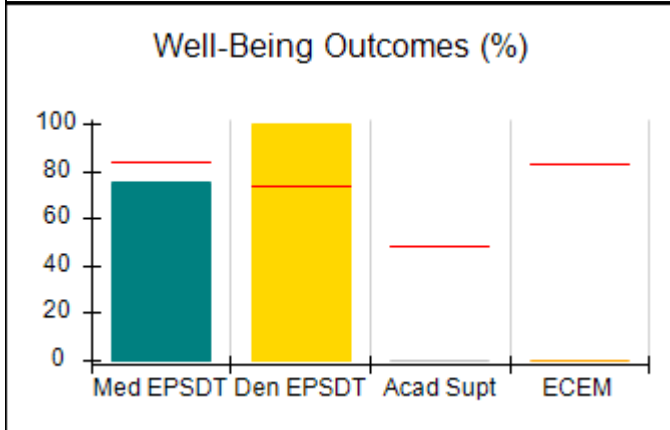
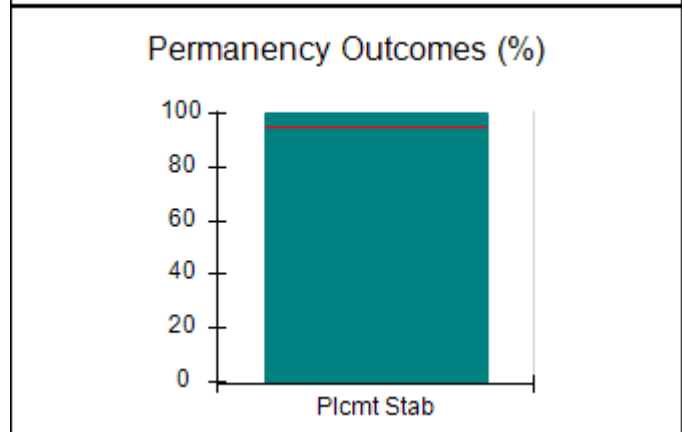
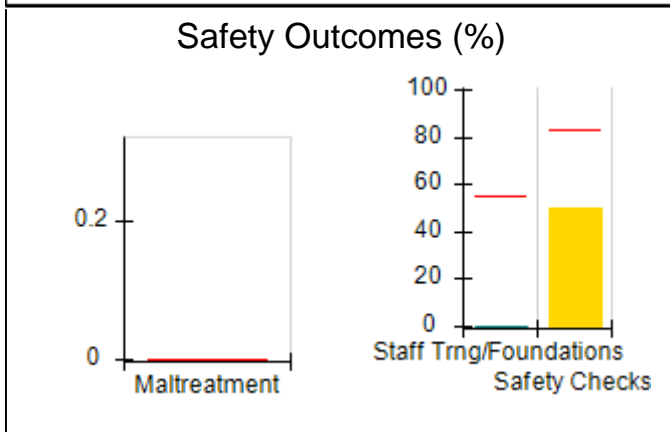
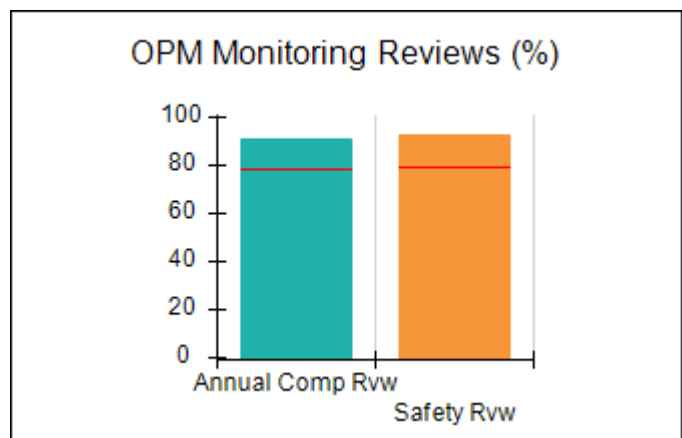
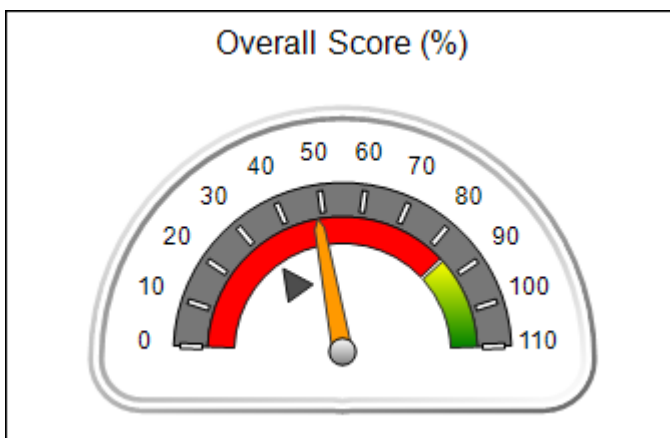
# Performance-Based Placement Measures RBWO Provider GA+SCORECARD - ILP/TLP

Report Quarter: Q4 FY2020

<b>Provider/Program Name: Untapped Potential LLC - Corey (5369) - ILP</b>			
603 Corey Circle, Fort Oglethorpe, GA 30742	Quarterly Scores (Grades)		Current Quarter Score (Grade)
Phone: 404-781-9437	Q1: 59.95 (F)	Q2: 47.80 (F)	<b>48.42% (F)</b>
Vendor ID# 161459	Q3: 53.87 (F)	Q4: 48.42 (F)	
Program Census Information:	# Children in Care During Quarter: 4	# Placements During Quarter: 4	# Children in Care On Last Day: 3

## Quarterly Provider Comparisons to All ILP/TLPs

▼ — indicates average for all ILP/TLPs





## Performance-Based Placement Measures RBWO Provider GA+SCORECARD - ILP/TLP

Report Quarter: Q4 FY2020

Provider/Program Name: Untapped Potential LLC - Corey (5369) - ILP				
603 Corey Circle, Fort Oglethorpe, GA 30742		Quarterly Scores (Grades)		Current Quarter Score (Grade)
Phone: 404-781-9437		Q1: 59.95 (F)	Q2: 47.80 (F)	<b>48.42%</b> <b>(F)</b>
Vendor ID# 161459		Q3: 53.87 (F)	Q4: 48.42 (F)	
Program Census Information:		# Children in Care During Quarter: 4	# Placements During Quarter: 4	# Children in Care On Last Day: 3
	Avg Performance All ILP/TLPs (%)	Provider Performance (%)*	Possible Points (Weight)	Provider Points Earned
OPM Monitoring Reviews				
Annual Comprehensive Reviews	79%	91%	15	13.67
Safety Reviews	80%	93%	10	9.25
<b>Monitoring Sub-Total</b>			<b>25</b>	<b>22.92</b>
ILP/TLP Safety Outcomes				
Incidence of Maltreatment	0.00%	No Substantiated Reports	3	3.00
Staff Training/Foundations	55%	0%	5	0.00
Staff Safety Checks	83%	50%	5	2.50
<b>Safety Sub-Total</b>			<b>13</b>	<b>5.50</b>
ILP/TLP Permanency Outcomes				
Placement Stability	95%	100%	3	3.00
<b>Permanency Sub-Total</b>			<b>3</b>	<b>3.00</b>
ILP/TLP Well-Being Outcomes				
EPSDT Medical Visits	84%	75%	4	3.00
EPSDT Dental Visits	74%	100%	4	4.00
Academic Supports	48%	0%	2	0.00
Provider ECEM Visits	83%	0%	4	0.00
Placements with Siblings	22%	Not Eligible	Not Scored	Not Scored
Placements within Legal County	15%	Not Eligible	Not Scored	Not Scored
<b>Well-Being Sub-Total</b>			<b>14</b>	<b>7.00</b>
ILP/TLP Specialty Outcomes				
Academic/Career Development	47%	0%	10	0.00
Ind Living Skills Provision	67%	0%	15	0.00
Financial Independence	33%	0%	5	0.00
WTLP/Life Coach	70%	0%	15	0.00
<b>Specialty Sub-Total</b>			<b>45</b>	<b>0.00</b>

\*Performance calculation descriptions can be found in the FY 2019 RBWO PBP Measurements and Standards Guide.

<b>Monitoring &amp; Outcomes: Possible Points = 100</b>	<b>Points Earned = 38.42</b>
---	------------------------------



**Performance-Based Placement Measures**  
**RBWO Provider GA+SCORECARD - ILP/TLP**

Report Quarter: Q4 FY2020

<b>Score Before Incentives Credit</b>	<b>38.42%</b>
<b>Incentives Awarded</b>	<b>10.00 pts</b>
<b>PBP Verification</b>	<b>N/A pts</b>
<b>Total Score</b>	<b>48.42%</b>

**Provider/Program Name: Untapped Potential LLC - Corey (5369) - ILP**

Program Census Information:		# Children in Care During Quarter: 4	# Placements During Quarter: 4	# Children in Care On Last Day: 3
ILP/TLP Incentive Credits	Avg Performance All ILP/TLPs (Points)	Provider Performance (%)*	Possible Points (Weight)	Provider Points Earned
No DOC Involvement		0%	5	0.00
Community Connections		0%	4	0.00
Positive Permanency Connections		0%	5	0.00
HS Grad/GED/Prof or Trade Certificate/College		N/A	10/5/5/1	10.00
Part-Time Employment with Medical Benefits		0%	10	0.00
Living Arrangements at Discharge		0%	10	0.00
Additional Academic Supports		0%	2	0.00
Additional IL Skills Provision		0%	5	0.00
Active Agency Accreditation		0%	4	0.00
Staff Clinical Licensure		0%	5	0.00
<b>Incentives Total</b>	<b>10.51</b>			<b>10.00</b>

\*Performance calculation descriptions can be found in the FY 2019 RBWO PBP Measurements and Standards Guide.

**Child Protective Services Investigations and Dispositions**

The following investigations data, which is not used for scoring but is considered significant to a provider's performance, is from Georgia SHINES and is not considered final or complete until the end of the fiscal year.

Total Reports:	0
Number Screened In:	0
Number Screened Out:	0
Number Substantiated:	0
Number Unsubstantiated:	0
Number Active CPS Investigations:	0


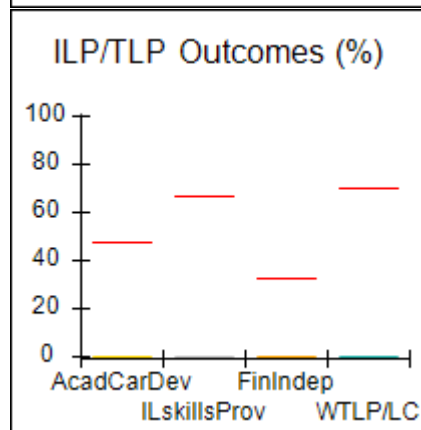
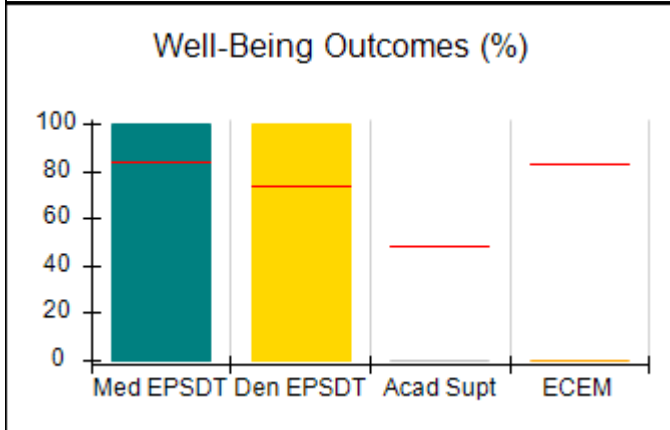
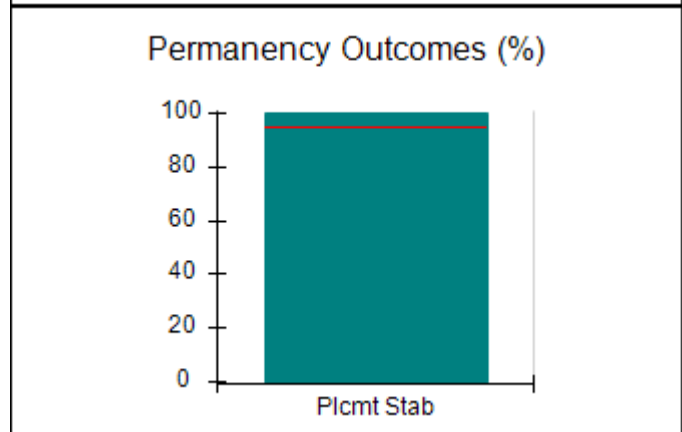
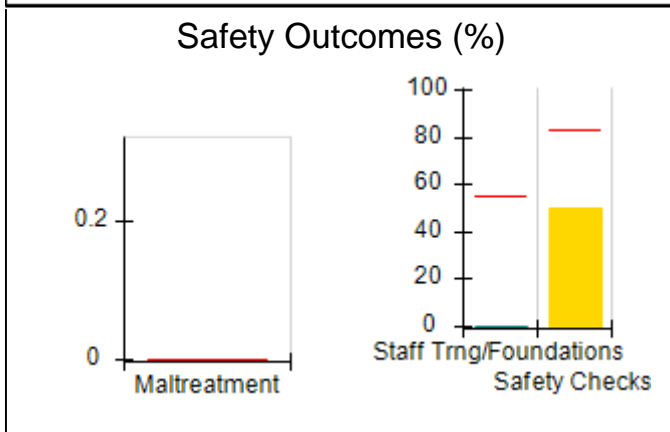
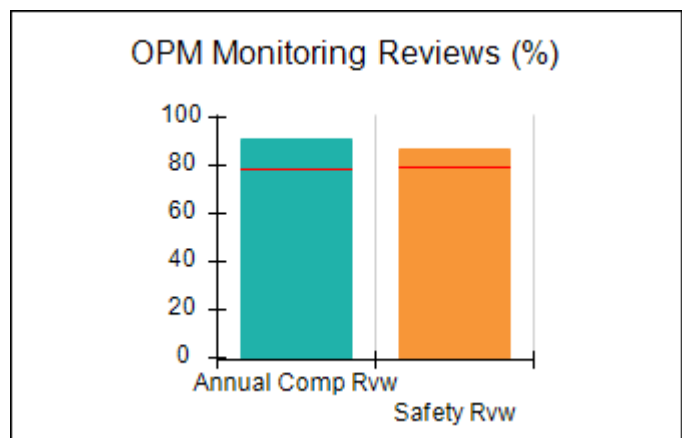
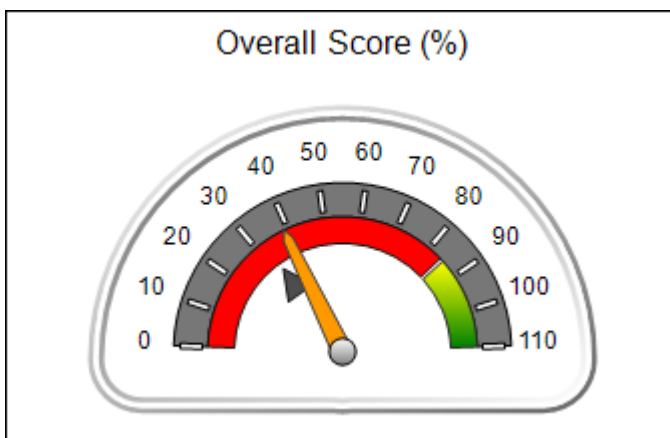


# Performance-Based Placement Measures RBWO Provider GA+SCORECARD - ILP/TLP

Report Quarter: Q4 FY2020

<b>Provider/Program Name: Untapped Potential LLC - Cross (5368) - ILP</b>			
1011 Cross St, Rossville, GA 30741	Quarterly Scores (Grades)		Current Quarter Score (Grade)
Phone: 404-781-9437	Q1: 59.06 (F)	Q2: 47.54 (F)	<b>38.84%</b> <b>(F)</b>
Vendor ID# 161460	Q3: 54.53 (F)	Q4: 38.84 (F)	
Program Census Information:	# Children in Care During Quarter: 3	# Placements During Quarter: 3	# Children in Care On Last Day: 3
<b>Quarterly Provider Comparisons to All ILP/TLPs</b>			

▼ — indicates average for all ILP/TLPs







## Performance-Based Placement Measures RBWO Provider GA+SCORECARD - ILP/TLP

Report Quarter: Q4 FY2020

Provider/Program Name: Untapped Potential LLC - Cross (5368) - ILP				
1011 Cross St, Rossville, GA 30741		Quarterly Scores (Grades)		Current Quarter Score (Grade)
Phone: 404-781-9437		Q1: 59.06 (F)	Q2: 47.54 (F)	<b>38.84%</b> <b>(F)</b>
Vendor ID# 161460		Q3: 54.53 (F)	Q4: 38.84 (F)	
Program Census Information:		# Children in Care During Quarter: 3	# Placements During Quarter: 3	# Children in Care On Last Day: 3
	Avg Performance All ILP/TLPs (%)	Provider Performance (%)*	Possible Points (Weight)	Provider Points Earned
OPM Monitoring Reviews				
Annual Comprehensive Reviews	79%	91%	15	13.67
Safety Reviews	80%	87%	10	8.67
<b>Monitoring Sub-Total</b>			<b>25</b>	<b>22.34</b>
ILP/TLP Safety Outcomes				
Incidence of Maltreatment	0.00%	No Substantiated Reports	3	3.00
Staff Training/Foundations	55%	0%	5	0.00
Staff Safety Checks	83%	50%	5	2.50
<b>Safety Sub-Total</b>			<b>13</b>	<b>5.50</b>
ILP/TLP Permanency Outcomes				
Placement Stability	95%	100%	3	3.00
<b>Permanency Sub-Total</b>			<b>3</b>	<b>3.00</b>
ILP/TLP Well-Being Outcomes				
EPSDT Medical Visits	84%	100%	4	4.00
EPSDT Dental Visits	74%	100%	4	4.00
Academic Supports	48%	0%	2	0.00
Provider ECEM Visits	83%	0%	4	0.00
Placements with Siblings	22%	Not Eligible	Not Scored	Not Scored
Placements within Legal County	15%	Not Eligible	Not Scored	Not Scored
<b>Well-Being Sub-Total</b>			<b>14</b>	<b>8.00</b>
ILP/TLP Specialty Outcomes				
Academic/Career Development	47%	0%	10	0.00
Ind Living Skills Provision	67%	0%	15	0.00
Financial Independence	33%	0%	5	0.00
WTLP/Life Coach	70%	0%	15	0.00
<b>Specialty Sub-Total</b>			<b>45</b>	<b>0.00</b>

\*Performance calculation descriptions can be found in the FY 2019 RBWO PBP Measurements and Standards Guide.

<b>Monitoring &amp; Outcomes: Possible Points = 100</b>	<b>Points Earned = 38.84</b>
---	------------------------------



**Performance-Based Placement Measures**  
**RBWO Provider GA+SCORECARD - ILP/TLP**

Report Quarter: Q4 FY2020

<b>Score Before Incentives Credit</b>	<b>38.84%</b>
<b>Incentives Awarded</b>	<b>00.00 pts</b>
<b>PBP Verification</b>	<b>N/A pts</b>
<b>Total Score</b>	<b>38.84%</b>

**Provider/Program Name: Untapped Potential LLC - Cross (5368) - ILP**

Program Census Information:		# Children in Care During Quarter: 3	# Placements During Quarter: 3	# Children in Care On Last Day: 3
ILP/TLP Incentive Credits	Avg Performance All ILP/TLPs (Points)	Provider Performance (%)*	Possible Points (Weight)	Provider Points Earned
No DOC Involvement		0%	5	0.00
Community Connections		0%	4	0.00
Positive Permanency Connections		0%	5	0.00
HS Grad/GED/Prof or Trade Certificate/College		N/A	10/5/5/1	
Part-Time Employment with Medical Benefits		Not Eligible	10	
Living Arrangements at Discharge		Not Eligible	10	
Additional Academic Supports		0%	2	0.00
Additional IL Skills Provision		0%	5	0.00
Active Agency Accreditation		0%	4	0.00
Staff Clinical Licensure		0%	5	0.00
<b>Incentives Total</b>	<b>10.51</b>			<b>0.00</b>

\*Performance calculation descriptions can be found in the FY 2019 RBWO PBP Measurements and Standards Guide.

**Child Protective Services Investigations and Dispositions**

The following investigations data, which is not used for scoring but is considered significant to a provider's performance, is from Georgia SHINES and is not considered final or complete until the end of the fiscal year.

Total Reports:	0
Number Screened In:	0
Number Screened Out:	0
Number Substantiated:	0
Number Unsubstantiated:	0
Number Active CPS Investigations:	0



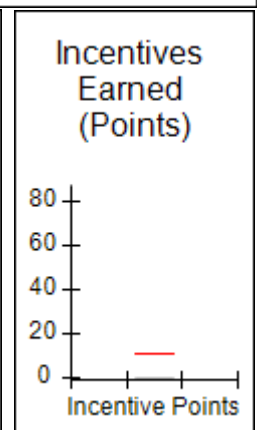
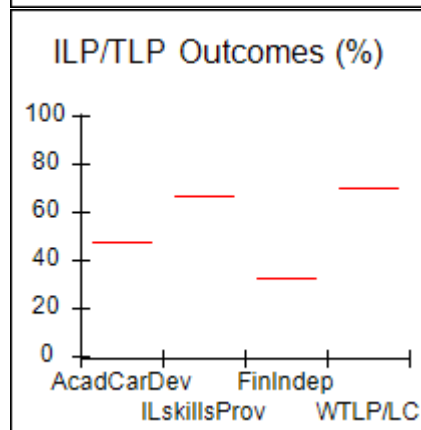
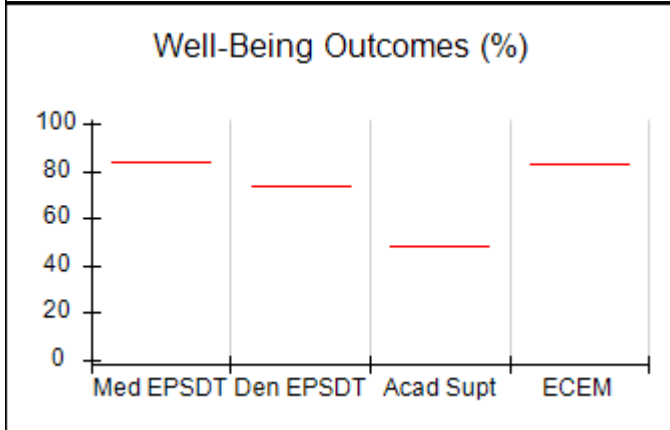
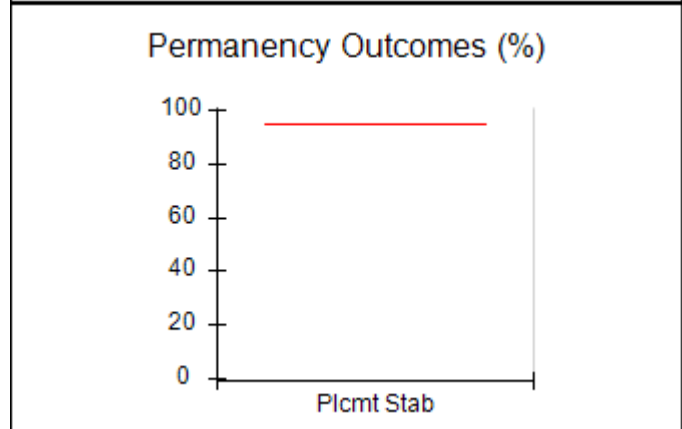
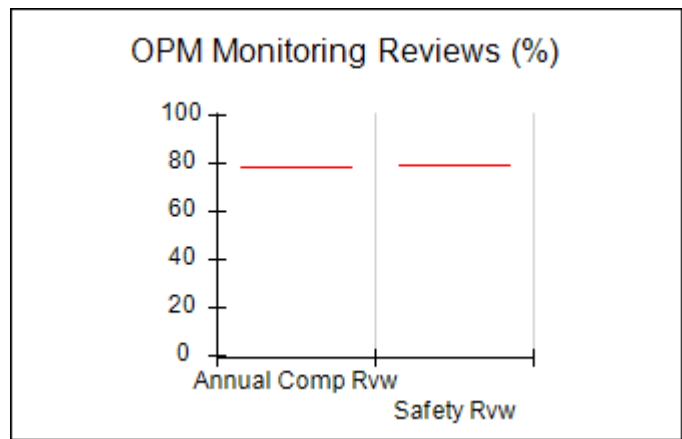
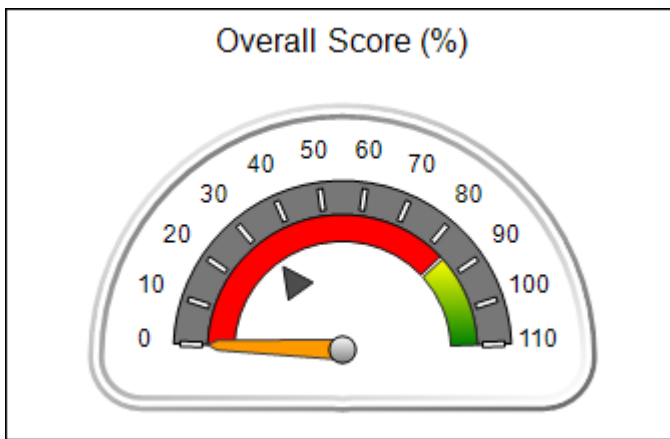
# Performance-Based Placement Measures RBWO Provider GA+SCORECARD - ILP/TLP

Report Quarter: Q4 FY2020

<b>Provider/Program Name: Untapped Potential LLC - Park Canyon (5427) - ILP</b>			
284 Park Canyon Dr., Dalton, GA 30720	Quarterly Scores (Grades)		Current Quarter Score (Grade)
Phone: 404-781-9437	Q1: (N/A)	Q2: 00.00 (F)	<b>00.00% (F)</b>
Vendor ID# 167663	Q3: 00.00 (F)	Q4: 00.00 (F)	
Program Census Information:	# Children in Care During Quarter: 0	# Placements During Quarter: 0	# Children in Care On Last Day: 0

## Quarterly Provider Comparisons to All ILP/TLPs

▼ — indicates average for all ILP/TLPs





## Performance-Based Placement Measures RBWO Provider GA+SCORECARD - ILP/TLP

Report Quarter: Q4 FY2020

<b>Provider/Program Name: Untapped Potential LLC - Park Canyon (5427) - ILP</b>				
284 Park Canyon Dr., Dalton, GA 30720		Quarterly Scores (Grades)		Current Quarter Score (Grade)
Phone: 404-781-9437		Q1: (N/A)	Q2: 00.00 (F)	<b>00.00%</b> <b>(F)</b>
Vendor ID# 167663		Q3: 00.00 (F)	Q4: 00.00 (F)	
Program Census Information:		# Children in Care During Quarter: 0	# Placements During Quarter: 0	# Children in Care On Last Day: 0
	Avg Performance All ILP/TLPs (%)	Provider Performance (%)*	Possible Points (Weight)	Provider Points Earned
<b>OPM Monitoring Reviews</b>				
Annual Comprehensive Reviews	79%	Not Yet Conducted		
Safety Reviews	80%	Not Yet Conducted		
<b>Monitoring Sub-Total</b>				<b>0.00</b>
<b>ILP/TLP Safety Outcomes</b>				
Incidence of Maltreatment	0.00%	Not Eligible		
Staff Training/Foundations	55%	Not Eligible		
Staff Safety Checks	83%	Not Eligible		
<b>Safety Sub-Total</b>			<b>N/A</b>	
<b>ILP/TLP Permanency Outcomes</b>				
Placement Stability	95%	Not Eligible		
<b>Permanency Sub-Total</b>			<b>N/A</b>	
<b>ILP/TLP Well-Being Outcomes</b>				
EPSDT Medical Visits	84%	Not Eligible		
EPSDT Dental Visits	74%	Not Eligible		
Academic Supports	48%	Not Eligible		
Provider ECEM Visits	83%	Not Eligible		
Placements with Siblings	22%	Not Eligible	Not Scored	Not Scored
Placements within Legal County	15%	Not Eligible	Not Scored	Not Scored
<b>Well-Being Sub-Total</b>			<b>N/A</b>	
<b>ILP/TLP Specialty Outcomes</b>				
Academic/Career Development	47%	Not Eligible		
Ind Living Skills Provision	67%	Not Eligible		
Financial Independence	33%	Not Eligible		
WTLP/Life Coach	70%	Not Eligible		
<b>Specialty Sub-Total</b>			<b>N/A</b>	
*Performance calculation descriptions can be found in the FY 2019 RBWO PBP Measurements and Standards Guide.				

<b>Monitoring &amp; Outcomes: Possible Points = 0</b>	<b>Points Earned = N/A</b>
<b>Score Before Incentives Credit</b>	<b>#Error</b>



**Performance-Based Placement Measures**  
**RBWO Provider GA+SCORECARD - ILP/TLP**

Report Quarter: Q4 FY2020

<b>Incentives Awarded</b>	<b>00.00 pts</b>
<b>PBP Verification</b>	<b>N/A pts</b>
<b>Total Score</b>	<b>00.00%</b>

**Provider/Program Name: Untapped Potential LLC - Park Canyon (5427) - ILP**

Program Census Information:		# Children in Care During Quarter: 0	# Placements During Quarter: 0	# Children in Care On Last Day: 0
ILP/TLP Incentive Credits	Avg Performance All ILP/TLPs (Points)	Provider Performance (%)*	Possible Points (Weight)	Provider Points Earned
No DOC Involvement		Not Eligible	5	
Community Connections		Not Eligible	4	
Positive Permanency Connections		Not Eligible	5	
HS Grad/GED/Prof or Trade Certificate/College		N/A	10/5/5/1	
Part-Time Employment with Medical Benefits		Not Eligible	10	
Living Arrangements at Discharge		Not Eligible	10	
Additional Academic Supports		Not Eligible	2	
Additional IL Skills Provision		Not Eligible	5	
Active Agency Accreditation		0%	4	0.00
Staff Clinical Licensure		0%	5	0.00
<b>Incentives Total</b>	<b>10.51</b>			<b>0.00</b>

\*Performance calculation descriptions can be found in the FY 2019 RBWO PBP Measurements and Standards Guide.

**Child Protective Services Investigations and Dispositions**

The following investigations data, which is not used for scoring but is considered significant to a provider's performance, is from Georgia SHINES and is not considered final or complete until the end of the fiscal year.

Total Reports:	0
Number Screened In:	0
Number Screened Out:	0
Number Substantiated:	0
Number Unsubstantiated:	0
Number Active CPS Investigations:	0



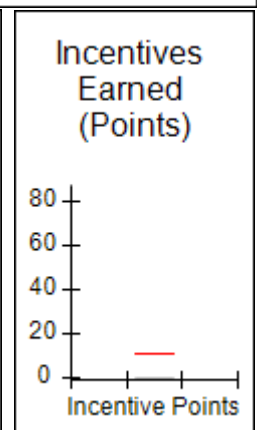
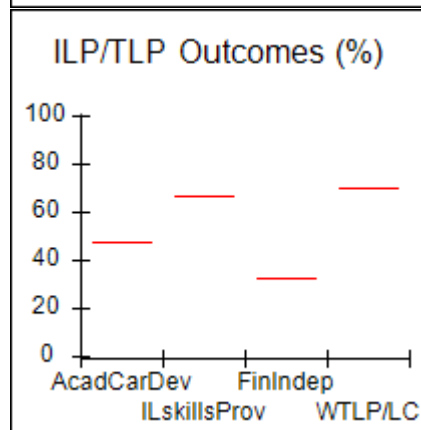
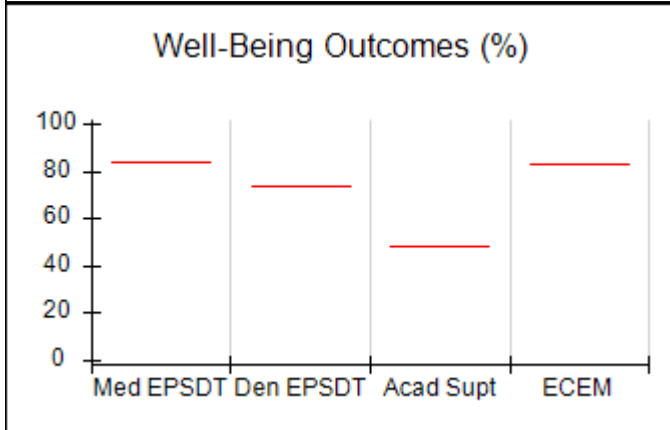
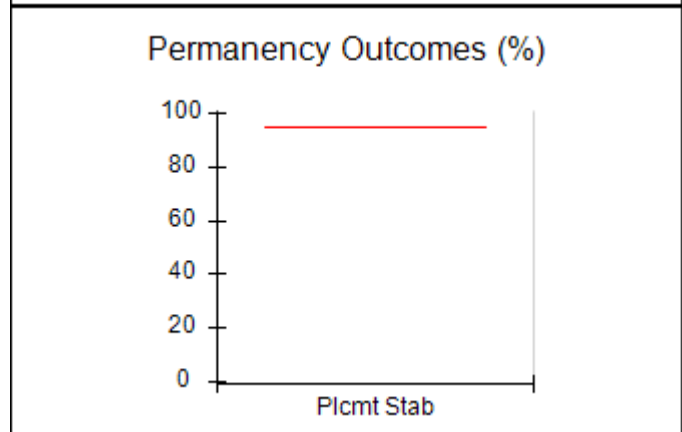
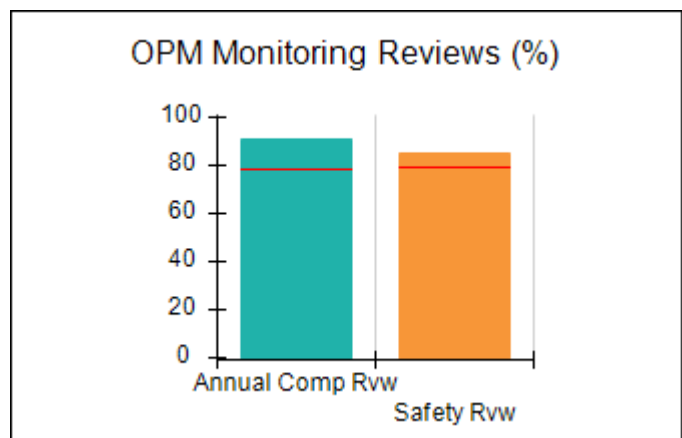
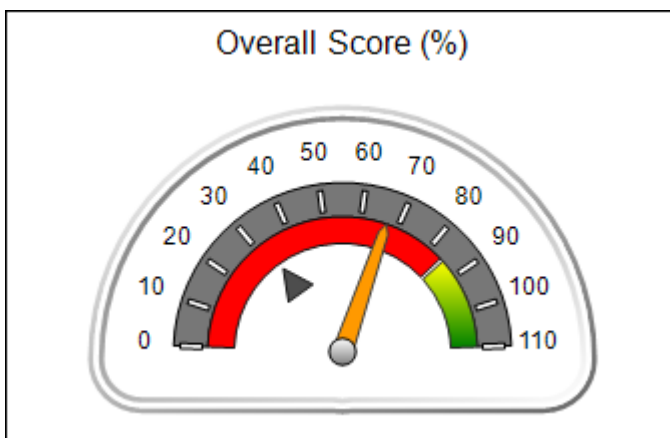
# Performance-Based Placement Measures RBWO Provider GA+SCORECARD - ILP/TLP

Report Quarter: Q4 FY2020

<b>Provider/Program Name: Untapped Potential LLC - Pearl (5370) - ILP</b>			
205 Pearl St, Chickamauga, GA 30707	Quarterly Scores (Grades)		Current Quarter Score (Grade)
Phone: 404-781-9437	Q1: 52.77 (F)	Q2: 43.42 (F)	<b>66.89%</b> <b>(D)</b>
Vendor ID# 161458	Q3: 84.99 (B)	Q4: 66.89 (D)	
Program Census Information:	# Children in Care During Quarter: 0	# Placements During Quarter: 0	# Children in Care On Last Day: 0

## Quarterly Provider Comparisons to All ILP/TLPs

▼ — indicates average for all ILP/TLPs





## Performance-Based Placement Measures RBWO Provider GA+SCORECARD - ILP/TLP

Report Quarter: Q4 FY2020

Provider/Program Name: Untapped Potential LLC - Pearl (5370) - ILP				
205 Pearl St, Chickamauga, GA 30707		Quarterly Scores (Grades)		Current Quarter Score (Grade)
Phone: 404-781-9437		Q1: 52.77 (F)	Q2: 43.42 (F)	<b>66.89%</b> <b>(D)</b>
Vendor ID# 161458		Q3: 84.99 (B)	Q4: 66.89 (D)	
Program Census Information:		# Children in Care During Quarter: 0	# Placements During Quarter: 0	# Children in Care On Last Day: 0
	Avg Performance All ILP/TLPs (%)	Provider Performance (%)*	Possible Points (Weight)	Provider Points Earned
OPM Monitoring Reviews				
Annual Comprehensive Reviews	79%	91%	15	13.67
Safety Reviews	80%	85%	10	8.50
<b>Monitoring Sub-Total</b>			<b>25</b>	<b>22.17</b>
ILP/TLP Safety Outcomes				
Incidence of Maltreatment	0.00%	Not Eligible		
Staff Training/Foundations	55%	0%	6.5	0.00
Staff Safety Checks	83%	50%	6.5	3.25
<b>Safety Sub-Total</b>			<b>13</b>	<b>3.25</b>
ILP/TLP Permanency Outcomes				
Placement Stability	95%	Not Eligible		
<b>Permanency Sub-Total</b>			<b>N/A</b>	
ILP/TLP Well-Being Outcomes				
EPSDT Medical Visits	84%	Not Eligible		
EPSDT Dental Visits	74%	Not Eligible		
Academic Supports	48%	Not Eligible		
Provider ECEM Visits	83%	Not Eligible		
Placements with Siblings	22%	Not Eligible	Not Scored	Not Scored
Placements within Legal County	15%	Not Eligible	Not Scored	Not Scored
<b>Well-Being Sub-Total</b>			<b>N/A</b>	
ILP/TLP Specialty Outcomes				
Academic/Career Development	47%	Not Eligible		
Ind Living Skills Provision	67%	Not Eligible		
Financial Independence	33%	Not Eligible		
WTLP/Life Coach	70%	Not Eligible		
<b>Specialty Sub-Total</b>			<b>N/A</b>	

\*Performance calculation descriptions can be found in the FY 2019 RBWO PBP Measurements and Standards Guide.

<b>Monitoring &amp; Outcomes: Possible Points = 33</b>	<b>Points Earned = 25.42</b>
<b>Score Before Incentives Credit</b>	<b>66.89%</b>



**Performance-Based Placement Measures**  
**RBWO Provider GA+SCORECARD - ILP/TLP**

Report Quarter: Q4 FY2020

<b>Incentives Awarded</b>	<b>00.00 pts</b>
<b>PBP Verification</b>	<b>N/A pts</b>
<b>Total Score</b>	<b>66.89%</b>

**Provider/Program Name: Untapped Potential LLC - Pearl (5370) - ILP**

Program Census Information:		# Children in Care During Quarter: 0	# Placements During Quarter: 0	# Children in Care On Last Day: 0
ILP/TLP Incentive Credits	Avg Performance All ILP/TLPs (Points)	Provider Performance (%)*	Possible Points (Weight)	Provider Points Earned
No DOC Involvement		Not Eligible	5	
Community Connections		Not Eligible	4	
Positive Permanency Connections		Not Eligible	5	
HS Grad/GED/Prof or Trade Certificate/College		N/A	10/5/5/1	
Part-Time Employment with Medical Benefits		Not Eligible	10	
Living Arrangements at Discharge		Not Eligible	10	
Additional Academic Supports		Not Eligible	2	
Additional IL Skills Provision		Not Eligible	5	
Active Agency Accreditation		0%	4	0.00
Staff Clinical Licensure		0%	5	0.00
<b>Incentives Total</b>	<b>10.51</b>			<b>0.00</b>

\*Performance calculation descriptions can be found in the FY 2019 RBWO PBP Measurements and Standards Guide.

**Child Protective Services Investigations and Dispositions**

The following investigations data, which is not used for scoring but is considered significant to a provider's performance, is from Georgia SHINES and is not considered final or complete until the end of the fiscal year.

Total Reports:	0
Number Screened In:	0
Number Screened Out:	0
Number Substantiated:	0
Number Unsubstantiated:	0
Number Active CPS Investigations:	0






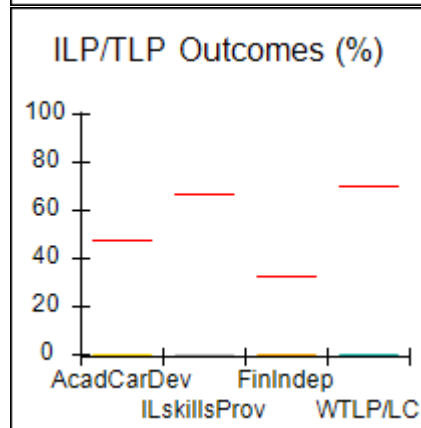
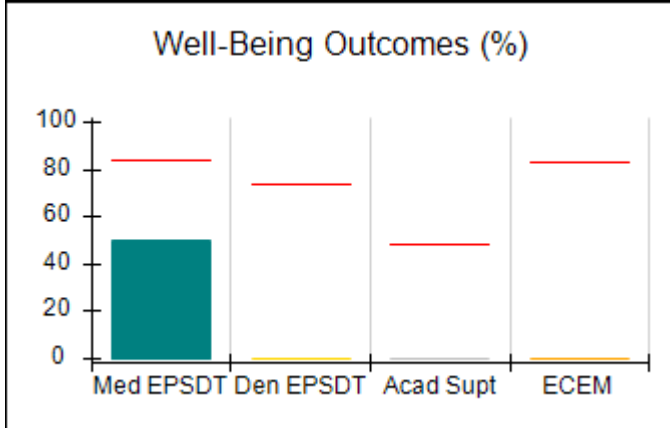
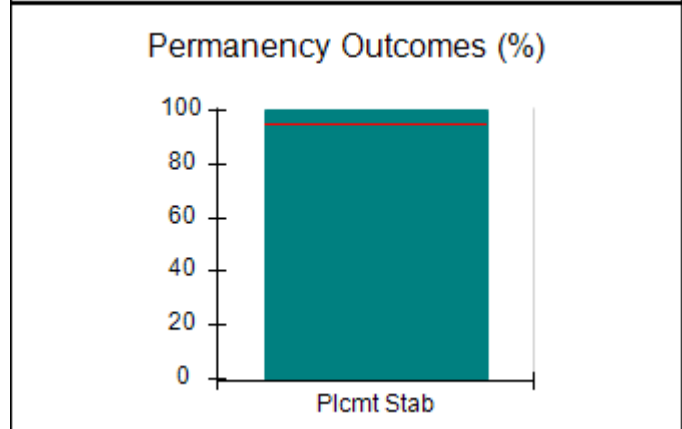
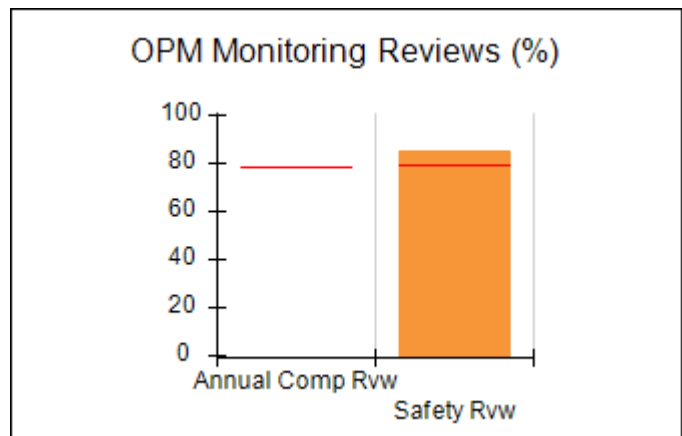
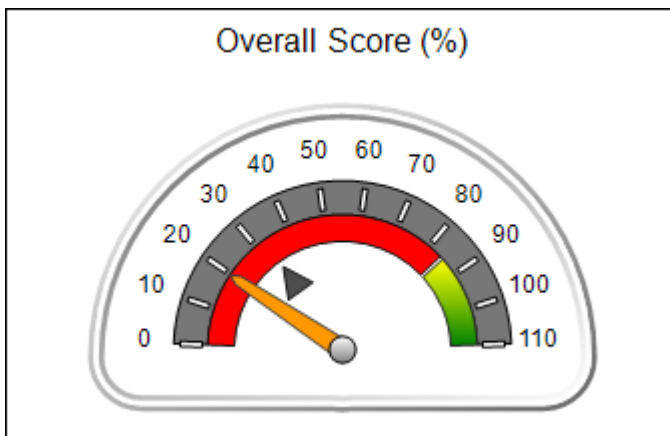
# Performance-Based Placement Measures RBWO Provider GA+SCORECARD - ILP/TLP

Report Quarter: Q4 FY2020

<b>Provider/Program Name: Untapped Potential LLC - Rocky (5402) - ILP</b>			
<b>1 Rocky Ridge Blvd., Douglasville, GA 30707</b>	<b>Quarterly Scores (Grades)</b>		<b>Current Quarter Score (Grade)</b>
<b>Phone: 404-781-9437</b>	<b>Q1: 45.33 (F)</b>	<b>Q2: 22.00 (F)</b>	<b>19.71% (F)</b>
<b>Vendor ID# 165677</b>	<b>Q3: 25.88 (F)</b>	<b>Q4: 19.71 (F)</b>	
<b>Program Census Information:</b>	<b># Children in Care During Quarter: 2</b>	<b># Placements During Quarter: 2</b>	<b># Children in Care On Last Day: 2</b>

## Quarterly Provider Comparisons to All ILP/TLPs

▼ — indicates average for all ILP/TLPs





## Performance-Based Placement Measures RBWO Provider GA+SCORECARD - ILP/TLP

Report Quarter: Q4 FY2020

<b>Provider/Program Name: Untapped Potential LLC - Rocky (5402) - ILP</b>				
<b>1 Rocky Ridge Blvd., Douglasville, GA 30707</b>		<b>Quarterly Scores (Grades)</b>		<b>Current Quarter Score (Grade)</b>
<b>Phone: 404-781-9437</b>		<b>Q1: 45.33 (F)</b>	<b>Q2: 22.00 (F)</b>	<b>19.71%</b> <b>(F)</b>
<b>Vendor ID# 165677</b>		<b>Q3: 25.88 (F)</b>	<b>Q4: 19.71 (F)</b>	
Program Census Information:		# Children in Care During Quarter: 2	# Placements During Quarter: 2	# Children in Care On Last Day: 2
	<b>Avg Performance All ILP/TLPs (%)</b>	<b>Provider Performance (%)*</b>	<b>Possible Points (Weight)</b>	<b>Provider Points Earned</b>
<b>OPM Monitoring Reviews</b>				
Annual Comprehensive Reviews	79%	Not Yet Conducted		
Safety Reviews	80%	85%	10	8.50
<b>Monitoring Sub-Total</b>			<b>10</b>	<b>8.50</b>
<b>ILP/TLP Safety Outcomes</b>				
Incidence of Maltreatment	0.00%	Not Eligible		
Staff Training/Foundations	55%	0%	6.5	0.00
Staff Safety Checks	83%	50%	6.5	3.25
<b>Safety Sub-Total</b>			<b>13</b>	<b>3.25</b>
<b>ILP/TLP Permanency Outcomes</b>				
Placement Stability	95%	100%	3	3.00
<b>Permanency Sub-Total</b>			<b>3</b>	<b>3.00</b>
<b>ILP/TLP Well-Being Outcomes</b>				
EPSDT Medical Visits	84%	50%	4	2.00
EPSDT Dental Visits	74%	0%	4	0.00
Academic Supports	48%	0%	2	0.00
Provider ECEM Visits	83%	0%	4	0.00
Placements with Siblings	22%	Not Eligible	Not Scored	Not Scored
Placements within Legal County	15%	Not Eligible	Not Scored	Not Scored
<b>Well-Being Sub-Total</b>			<b>14</b>	<b>2.00</b>
<b>ILP/TLP Specialty Outcomes</b>				
Academic/Career Development	47%	0%	10	0.00
Ind Living Skills Provision	67%	0%	15	0.00
Financial Independence	33%	0%	5	0.00
WTLP/Life Coach	70%	0%	15	0.00
<b>Specialty Sub-Total</b>			<b>45</b>	<b>0.00</b>
*Performance calculation descriptions can be found in the FY 2019 RBWO PBP Measurements and Standards Guide.				

<b>Monitoring &amp; Outcomes: Possible Points = 85</b>	<b>Points Earned = 16.75</b>
<b>Score Before Incentives Credit</b>	<b>19.71%</b>



**Performance-Based Placement Measures**  
**RBWO Provider GA+SCORECARD - ILP/TLP**

Report Quarter: Q4 FY2020

<b>Incentives Awarded</b>	<b>00.00 pts</b>
<b>PBP Verification</b>	<b>N/A pts</b>
<b>Total Score</b>	<b>19.71%</b>

**Provider/Program Name: Untapped Potential LLC - Rocky (5402) - ILP**

Program Census Information:		# Children in Care During Quarter: 2	# Placements During Quarter: 2	# Children in Care On Last Day: 2
ILP/TLP Incentive Credits	Avg Performance All ILP/TLPs (Points)	Provider Performance (%)*	Possible Points (Weight)	Provider Points Earned
No DOC Involvement		0%	5	0.00
Community Connections		0%	4	0.00
Positive Permanency Connections		0%	5	0.00
HS Grad/GED/Prof or Trade Certificate/College		N/A	10/5/5/1	
Part-Time Employment with Medical Benefits		Not Eligible	10	
Living Arrangements at Discharge		Not Eligible	10	
Additional Academic Supports		0%	2	0.00
Additional IL Skills Provision		0%	5	0.00
Active Agency Accreditation		0%	4	0.00
Staff Clinical Licensure		0%	5	0.00
<b>Incentives Total</b>	<b>10.51</b>			<b>0.00</b>

\*Performance calculation descriptions can be found in the FY 2019 RBWO PBP Measurements and Standards Guide.

**Child Protective Services Investigations and Dispositions**

The following investigations data, which is not used for scoring but is considered significant to a provider's performance, is from Georgia SHINES and is not considered final or complete until the end of the fiscal year.

Total Reports:	0
Number Screened In:	0
Number Screened Out:	0
Number Substantiated:	0
Number Unsubstantiated:	0
Number Active CPS Investigations:	0




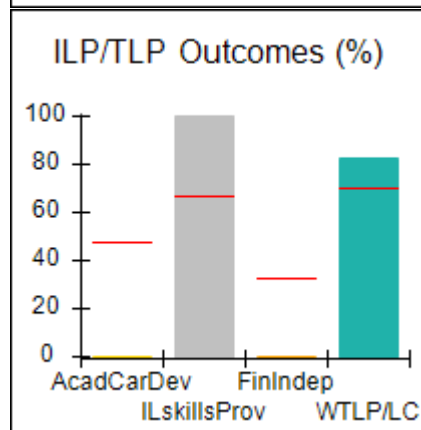
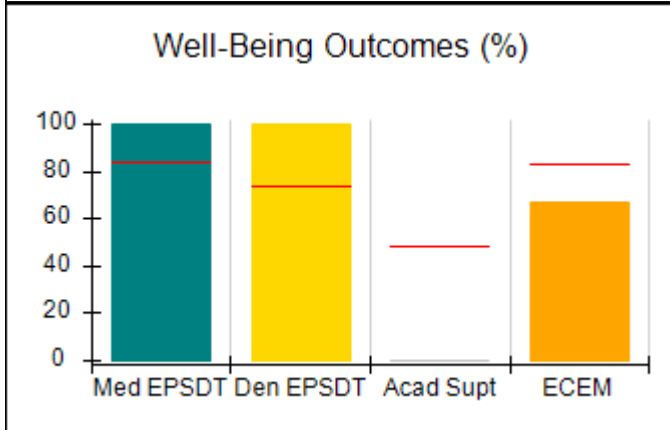
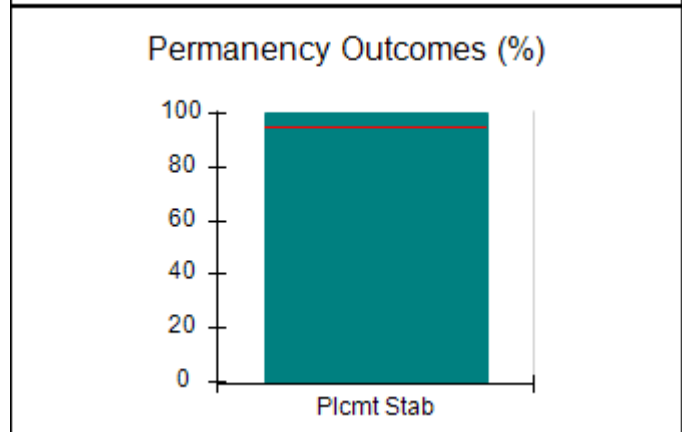
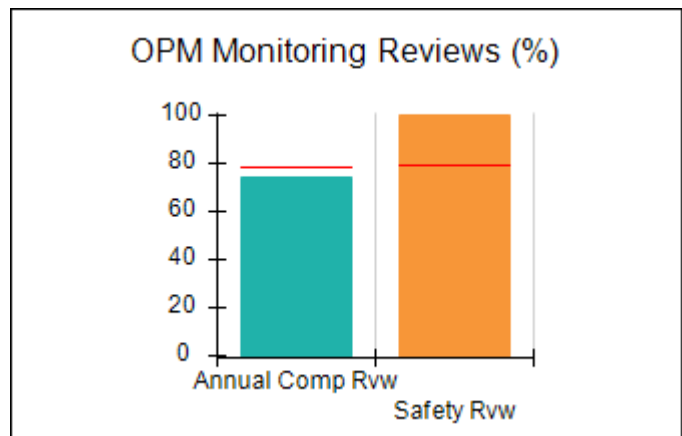
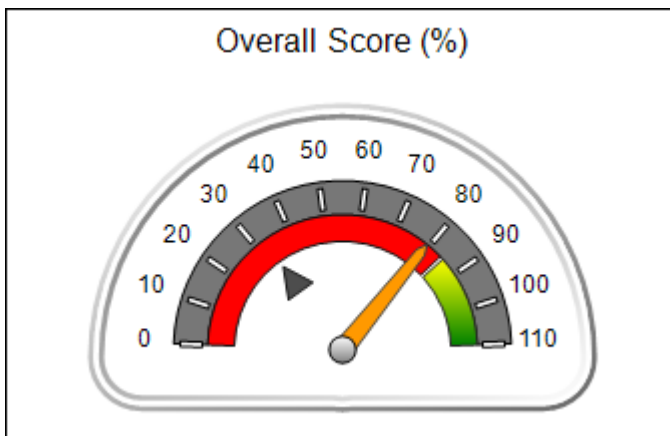
# Performance-Based Placement Measures RBWO Provider GA+SCORECARD - ILP/TLP

Report Quarter: Q4 FY2020

<b>Provider/Program Name: Wellspring Living, Inc. - ILP (5210) - ILP</b>			
<b>3965 Roosevelt Hwy, Union City, GA 30349</b>	<b>Quarterly Scores (Grades)</b>		<b>Current Quarter Score (Grade)</b>
<b>Phone: 4707751435</b>	<b>Q1: 76.77 (C)</b>	<b>Q2: 56.95 (F)</b>	<b>79.28% (C+)</b>
<b>Vendor ID# 132094</b>	<b>Q3: 82.33 (B-)</b>	<b>Q4: 79.28 (C+)</b>	
<b>Program Census Information:</b>	<b># Children in Care During Quarter: 2</b>	<b># Placements During Quarter: 2</b>	<b># Children in Care On Last Day: 2</b>

## Quarterly Provider Comparisons to All ILP/TLPs

▼ — indicates average for all ILP/TLPs





## Performance-Based Placement Measures RBWO Provider GA+SCORECARD - ILP/TLP

Report Quarter: Q4 FY2020

Provider/Program Name: Wellspring Living, Inc. - ILP (5210) - ILP				
3965 Roosevelt Hwy, Union City, GA 30349		Quarterly Scores (Grades)		Current Quarter Score (Grade)
Phone: 4707751435		Q1: 76.77 (C)	Q2: 56.95 (F)	<b>79.28%</b> <b>(C+)</b>
Vendor ID# 132094		Q3: 82.33 (B-)	Q4: 79.28 (C+)	
Program Census Information:		# Children in Care During Quarter: 2	# Placements During Quarter: 2	# Children in Care On Last Day: 2
	Avg Performance All ILP/TLPs (%)	Provider Performance (%)*	Possible Points (Weight)	Provider Points Earned
OPM Monitoring Reviews				
Annual Comprehensive Reviews	79%	74%	15	11.15
Safety Reviews	80%	100%	10	10.00
<b>Monitoring Sub-Total</b>			<b>25</b>	<b>21.15</b>
ILP/TLP Safety Outcomes				
Incidence of Maltreatment	0.00%	No Substantiated Reports	3	3.00
Staff Training/Foundations	55%	73%	5	3.65
Staff Safety Checks	83%	91%	5	4.55
<b>Safety Sub-Total</b>			<b>13</b>	<b>11.20</b>
ILP/TLP Permanency Outcomes				
Placement Stability	95%	100%	3	3.00
<b>Permanency Sub-Total</b>			<b>3</b>	<b>3.00</b>
ILP/TLP Well-Being Outcomes				
EPSDT Medical Visits	84%	100%	4	4.00
EPSDT Dental Visits	74%	100%	4	4.00
Academic Supports	48%	0%	2	0.00
Provider ECEM Visits	83%	67%	4	2.68
Placements with Siblings	22%	Not Eligible	Not Scored	Not Scored
Placements within Legal County	15%	Not Eligible	Not Scored	Not Scored
<b>Well-Being Sub-Total</b>			<b>14</b>	<b>10.68</b>
ILP/TLP Specialty Outcomes				
Academic/Career Development	47%	0%	10	0.00
Ind Living Skills Provision	67%	100%	15	15.00
Financial Independence	33%	0%	5	0.00
WTLP/Life Coach	70%	83%	15	12.45
<b>Specialty Sub-Total</b>			<b>45</b>	<b>27.45</b>

\*Performance calculation descriptions can be found in the FY 2019 RBWO PBP Measurements and Standards Guide.

<b>Monitoring &amp; Outcomes: Possible Points = 100</b>	<b>Points Earned = 73.48</b>
---	------------------------------



## Performance-Based Placement Measures RBWO Provider GA+SCORECARD - ILP/TLP

Report Quarter: Q4 FY2020

<b>Score Before Incentives Credit</b>	<b>73.48%</b>
<b>Incentives Awarded</b>	<b>05.80 pts</b>
<b>PBP Verification</b>	<b>N/A pts</b>
<b>Total Score</b>	<b>79.28%</b>

### Provider/Program Name: Wellspring Living, Inc. - ILP (5210) - ILP

Program Census Information:		# Children in Care During Quarter: 2	# Placements During Quarter: 2	# Children in Care On Last Day: 2
ILP/TLP Incentive Credits	Avg Performance All ILP/TLPs (Points)	Provider Performance (%)*	Possible Points (Weight)	Provider Points Earned
No DOC Involvement		33%	5	1.65
Community Connections		0%	4	0.00
Positive Permanency Connections		50%	5	2.50
HS Grad/GED/Prof or Trade Certificate/College		N/A	10/5/5/1	
Part-Time Employment with Medical Benefits		Not Eligible	10	
Living Arrangements at Discharge		Not Eligible	10	
Additional Academic Supports		0%	2	0.00
Additional IL Skills Provision		33%	5	1.65
Active Agency Accreditation		0%	4	0.00
Staff Clinical Licensure		0%	5	0.00
<b>Incentives Total</b>	<b>10.51</b>			<b>5.80</b>

\*Performance calculation descriptions can be found in the FY 2019 RBWO PBP Measurements and Standards Guide.

### Child Protective Services Investigations and Dispositions

The following investigations data, which is not used for scoring but is considered significant to a provider's performance, is from Georgia SHINES and is not considered final or complete until the end of the fiscal year.

Total Reports:	0	
Number Screened In:	0	
Number Screened Out:	0	
Number Substantiated:	0	
Number Unsubstantiated:	0	
Number Active CPS Investigations:	0	



# Performance-Based Placement Measures RBWO Provider GA+SCORECARD - ILP/TLP

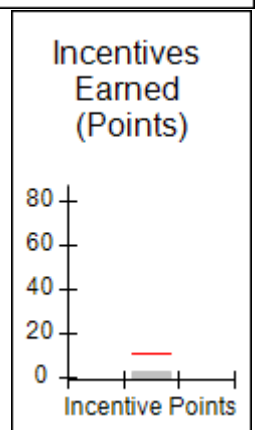
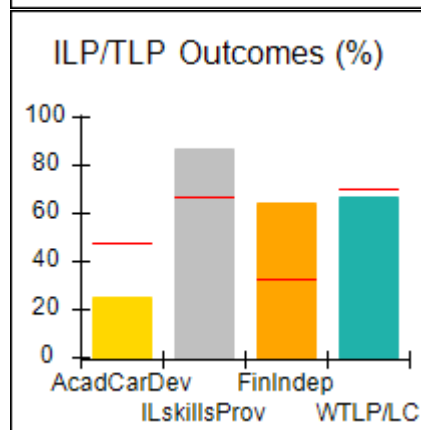
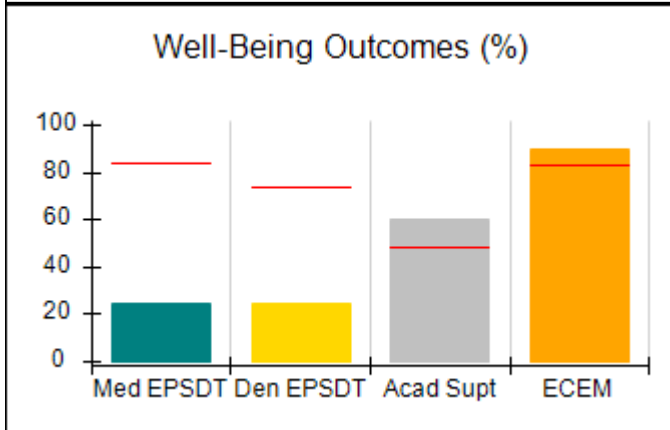
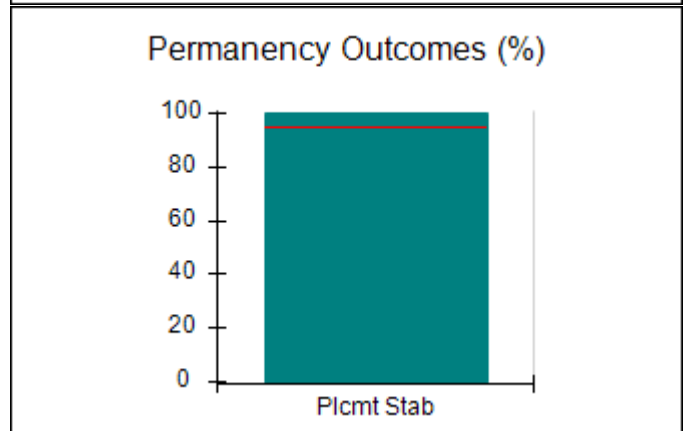
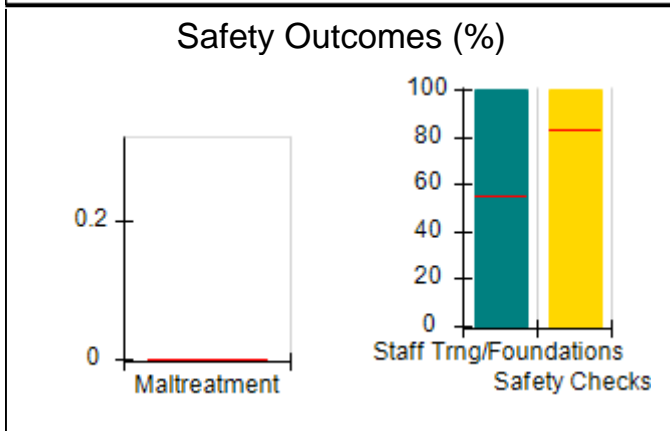
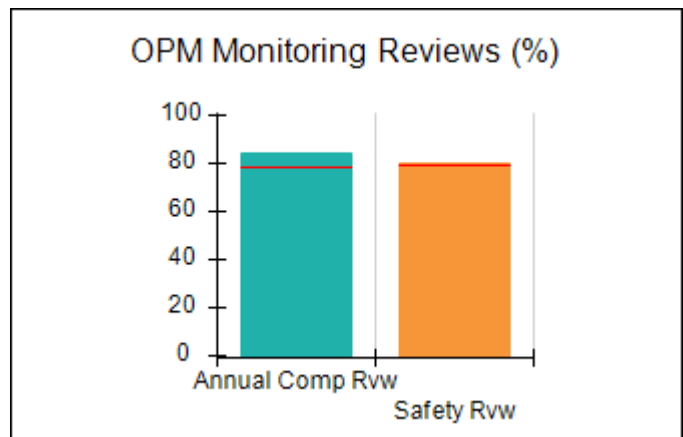
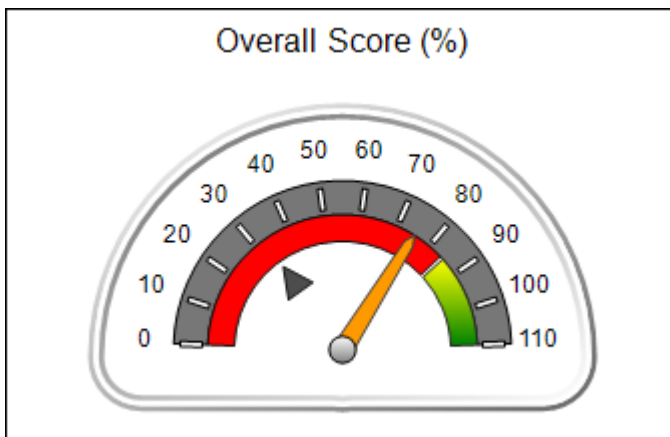
Report Quarter: Q4 FY2020

**Provider/Program Name: Youth Empowerment Success Services - Dekalb Site 1 (5258) - ILP**

1420 S. Hairston Rd, Stone Mountain, GA 30088	Quarterly Scores (Grades)		Current Quarter Score (Grade)
Phone: 770-217-7845	Q1: 95.93 (A)	Q2: 97.73 (A+)	<b>75.05%</b> <b>(C)</b>
Vendor ID# 153019	Q3: 95.39 (A)	Q4: 75.05 (C)	
Program Census Information:	# Children in Care During Quarter: 11	# Placements During Quarter: 11	# Children in Care On Last Day: 9

## Quarterly Provider Comparisons to All ILP/TLPs

▼ — indicates average for all ILP/TLPs





## Performance-Based Placement Measures RBWO Provider GA+SCORECARD - ILP/TLP

Report Quarter: Q4 FY2020

<b>Provider/Program Name: Youth Empowerment Success Services - Dekalb Site 1 (5258) - ILP</b>				
1420 S. Hairston Rd, Stone Mountain, GA 30088		Quarterly Scores (Grades)		Current Quarter Score (Grade)
Phone: 770-217-7845		Q1: 95.93 (A)	Q2: 97.73 (A+)	<b>75.05% (C)</b>
Vendor ID# 153019		Q3: 95.39 (A)	Q4: 75.05 (C)	
Program Census Information:		# Children in Care During Quarter: 11	# Placements During Quarter: 11	# Children in Care On Last Day: 9
	Avg Performance All ILP/TLPs (%)	Provider Performance (%)*	Possible Points (Weight)	Provider Points Earned
<b>OPM Monitoring Reviews</b>				
Annual Comprehensive Reviews	79%	85%	15	12.70
Safety Reviews	80%	80%	10	8.00
<b>Monitoring Sub-Total</b>			<b>25</b>	<b>20.70</b>
<b>ILP/TLP Safety Outcomes</b>				
Incidence of Maltreatment	0.00%	No Substantiated Reports	3	3.00
Staff Training/Foundations	55%	100%	5	5.00
Staff Safety Checks	83%	100%	5	5.00
<b>Safety Sub-Total</b>			<b>13</b>	<b>13.00</b>
<b>ILP/TLP Permanency Outcomes</b>				
Placement Stability	95%	100%	3	3.00
<b>Permanency Sub-Total</b>			<b>3</b>	<b>3.00</b>
<b>ILP/TLP Well-Being Outcomes</b>				
EPSDT Medical Visits	84%	25%	4	1.00
EPSDT Dental Visits	74%	25%	4	1.00
Academic Supports	48%	60%	2	1.20
Provider ECEM Visits	83%	90%	4	3.60
Placements with Siblings	22%	0%	Not Scored	Not Scored
Placements within Legal County	15%	100%	Not Scored	Not Scored
<b>Well-Being Sub-Total</b>			<b>14</b>	<b>6.80</b>
<b>ILP/TLP Specialty Outcomes</b>				
Academic/Career Development	47%	25%	10	2.50
Ind Living Skills Provision	67%	87%	15	13.05
Financial Independence	33%	64%	5	3.20
WTLP/Life Coach	70%	67%	15	10.05
<b>Specialty Sub-Total</b>			<b>45</b>	<b>28.80</b>
*Performance calculation descriptions can be found in the FY 2019 RBWO PBP Measurements and Standards Guide.				

<b>Monitoring &amp; Outcomes: Possible Points = 100</b>	<b>Points Earned = 72.30</b>
---	------------------------------





**Performance-Based Placement Measures**  
**RBWO Provider GA+SCORECARD - ILP/TLP**

Report Quarter: Q4 FY2020

<b>Score Before Incentives Credit</b>	<b>72.30%</b>
<b>Incentives Awarded</b>	<b>02.75 pts</b>
<b>PBP Verification</b>	<b>N/A pts</b>
<b>Total Score</b>	<b>75.05%</b>

**Provider/Program Name: Youth Empowerment Success Services - Dekalb Site 1 (5258) - ILP**

Program Census Information:		# Children in Care During Quarter: 11	# Placements During Quarter: 11	# Children in Care On Last Day: 9
ILP/TLP Incentive Credits	Avg Performance All ILP/TLPs (Points)	Provider Performance (%)*	Possible Points (Weight)	Provider Points Earned
No DOC Involvement		30%	5	1.50
Community Connections		0%	4	0.00
Positive Permanency Connections		20%	5	1.00
HS Grad/GED/Prof or Trade Certificate/College		N/A	10/5/5/1	
Part-Time Employment with Medical Benefits		0%	10	0.00
Living Arrangements at Discharge		0%	10	0.00
Additional Academic Supports		0%	2	0.00
Additional IL Skills Provision		5%	5	0.25
Active Agency Accreditation		0%	4	0.00
Staff Clinical Licensure		0%	5	0.00
<b>Incentives Total</b>	<b>10.51</b>			<b>2.75</b>

\*Performance calculation descriptions can be found in the FY 2019 RBWO PBP Measurements and Standards Guide.

**Child Protective Services Investigations and Dispositions**

The following investigations data, which is not used for scoring but is considered significant to a provider's performance, is from Georgia SHINES and is not considered final or complete until the end of the fiscal year.

Total Reports:	0
Number Screened In:	0
Number Screened Out:	0
Number Substantiated:	0
Number Unsubstantiated:	0
Number Active CPS Investigations:	0




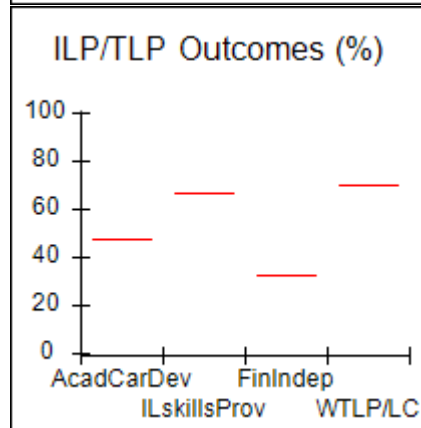
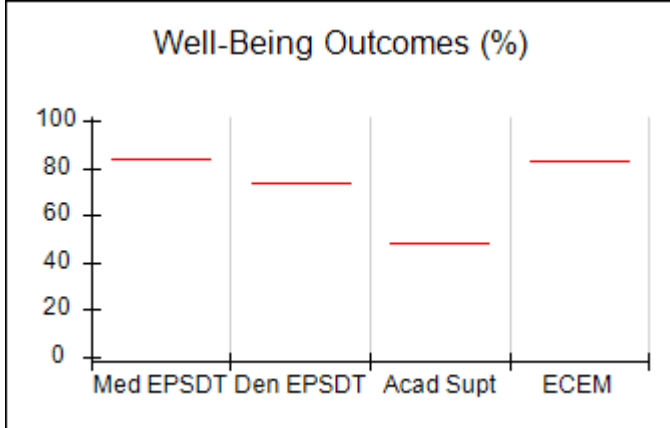
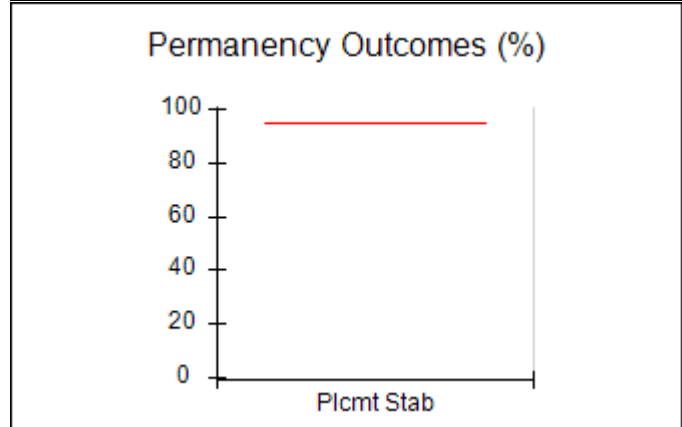
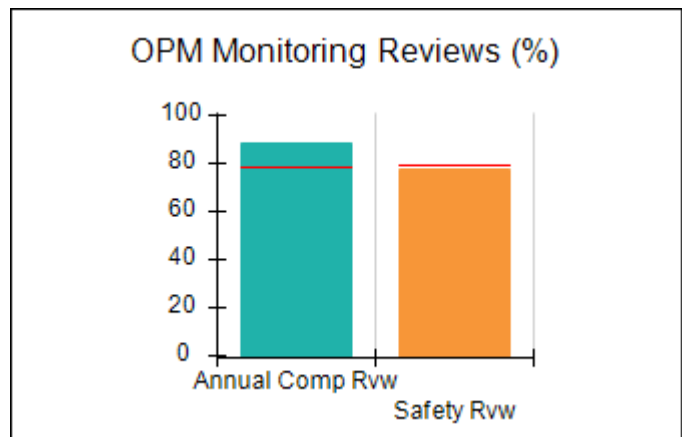
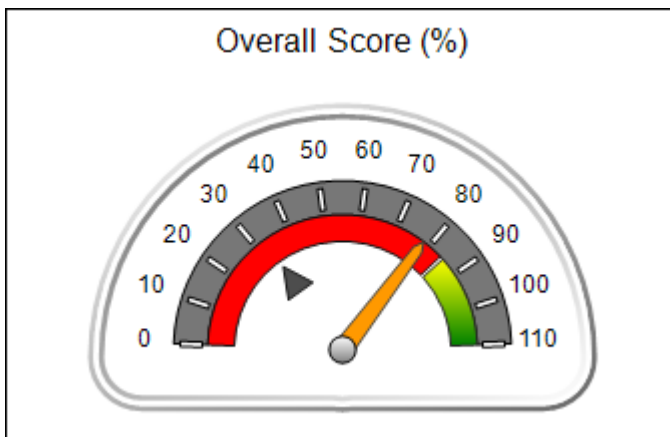
# Performance-Based Placement Measures RBWO Provider GA+SCORECARD - ILP/TLP

Report Quarter: Q4 FY2020

<b>Provider/Program Name: Youth Empowerment Success Services - Jonesboro Site 1 (5259) - ILP</b>			
1 Magnolia Circle, Jonesboro, GA 30236	Quarterly Scores (Grades)		Current Quarter Score (Grade)
Phone: 470-236-9377	Q1: 98.47 (A+)	Q2: 102.19 (A+)	<b>78.13%</b> <b>(C+)</b>
Vendor ID# 153020	Q3: 86.56 (B)	Q4: 78.13 (C+)	
Program Census Information:	# Children in Care During Quarter: 0	# Placements During Quarter: 0	# Children in Care On Last Day: 0

## Quarterly Provider Comparisons to All ILP/TLPs

▼ — indicates average for all ILP/TLPs





## Performance-Based Placement Measures RBWO Provider GA+SCORECARD - ILP/TLP

Report Quarter: Q4 FY2020

<b>Provider/Program Name: Youth Empowerment Success Services - Jonesboro Site 1 (5259) - ILP</b>				
<b>1 Magnolia Circle, Jonesboro, GA 30236</b>		<b>Quarterly Scores (Grades)</b>		<b>Current Quarter Score (Grade)</b>
<b>Phone: 470-236-9377</b>		<b>Q1: 98.47 (A+)</b>	<b>Q2: 102.19 (A+)</b>	<b>78.13% (C+)</b>
<b>Vendor ID# 153020</b>		<b>Q3: 86.56 (B)</b>	<b>Q4: 78.13 (C+)</b>	
Program Census Information:		# Children in Care During Quarter: 0	# Placements During Quarter: 0	# Children in Care On Last Day: 0
	<b>Avg Performance All ILP/TLPs (%)</b>	<b>Provider Performance (%)*</b>	<b>Possible Points (Weight)</b>	<b>Provider Points Earned</b>
<b>OPM Monitoring Reviews</b>				
Annual Comprehensive Reviews	79%	88%	15	13.23
Safety Reviews	80%	78%	10	7.75
<b>Monitoring Sub-Total</b>			<b>25</b>	<b>20.98</b>
<b>ILP/TLP Safety Outcomes</b>				
Incidence of Maltreatment	0.00%	Not Eligible		
Staff Training/Foundations	55%	67%	6.5	4.36
Staff Safety Checks	83%	67%	6.5	4.36
<b>Safety Sub-Total</b>			<b>13</b>	<b>8.71</b>
<b>ILP/TLP Permanency Outcomes</b>				
Placement Stability	95%	Not Eligible		
<b>Permanency Sub-Total</b>			<b>N/A</b>	
<b>ILP/TLP Well-Being Outcomes</b>				
EPSDT Medical Visits	84%	Not Eligible		
EPSDT Dental Visits	74%	Not Eligible		
Academic Supports	48%	Not Eligible		
Provider ECEM Visits	83%	Not Eligible		
Placements with Siblings	22%	Not Eligible	Not Scored	Not Scored
Placements within Legal County	15%	Not Eligible	Not Scored	Not Scored
<b>Well-Being Sub-Total</b>			<b>N/A</b>	
<b>ILP/TLP Specialty Outcomes</b>				
Academic/Career Development	47%	Not Eligible		
Ind Living Skills Provision	67%	Not Eligible		
Financial Independence	33%	Not Eligible		
WTLP/Life Coach	70%	Not Eligible		
<b>Specialty Sub-Total</b>			<b>N/A</b>	
*Performance calculation descriptions can be found in the FY 2019 RBWO PBP Measurements and Standards Guide.				

<b>Monitoring &amp; Outcomes: Possible Points = 33</b>	<b>Points Earned = 29.69</b>
--	------------------------------



**Performance-Based Placement Measures**  
**RBWO Provider GA+SCORECARD - ILP/TLP**

Report Quarter: Q4 FY2020

<b>Score Before Incentives Credit</b>	<b>78.13%</b>
<b>Incentives Awarded</b>	<b>00.00 pts</b>
<b>PBP Verification</b>	<b>N/A pts</b>
<b>Total Score</b>	<b>78.13%</b>

**Provider/Program Name: Youth Empowerment Success Services - Jonesboro Site 1 (5259) - ILP**

Program Census Information:		# Children in Care During Quarter: 0	# Placements During Quarter: 0	# Children in Care On Last Day: 0
ILP/TLP Incentive Credits	Avg Performance All ILP/TLPs (Points)	Provider Performance (%)*	Possible Points (Weight)	Provider Points Earned
No DOC Involvement		Not Eligible	5	
Community Connections		Not Eligible	4	
Positive Permanency Connections		Not Eligible	5	
HS Grad/GED/Prof or Trade Certificate/College		N/A	10/5/5/1	
Part-Time Employment with Medical Benefits		Not Eligible	10	
Living Arrangements at Discharge		Not Eligible	10	
Additional Academic Supports		Not Eligible	2	
Additional IL Skills Provision		Not Eligible	5	
Active Agency Accreditation		0%	4	0.00
Staff Clinical Licensure		0%	5	0.00
<b>Incentives Total</b>	<b>10.51</b>			<b>0.00</b>

\*Performance calculation descriptions can be found in the FY 2019 RBWO PBP Measurements and Standards Guide.

**Child Protective Services Investigations and Dispositions**

The following investigations data, which is not used for scoring but is considered significant to a provider's performance, is from Georgia SHINES and is not considered final or complete until the end of the fiscal year.

Total Reports:	0
Number Screened In:	0
Number Screened Out:	0
Number Substantiated:	0
Number Unsubstantiated:	0
Number Active CPS Investigations:	0




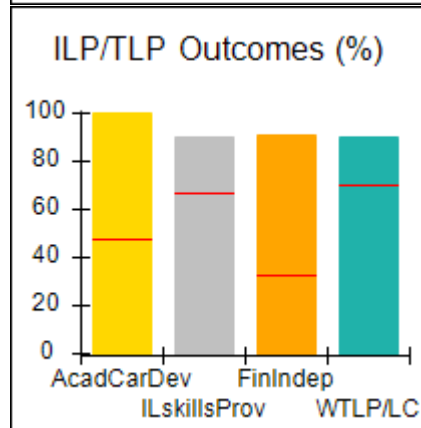
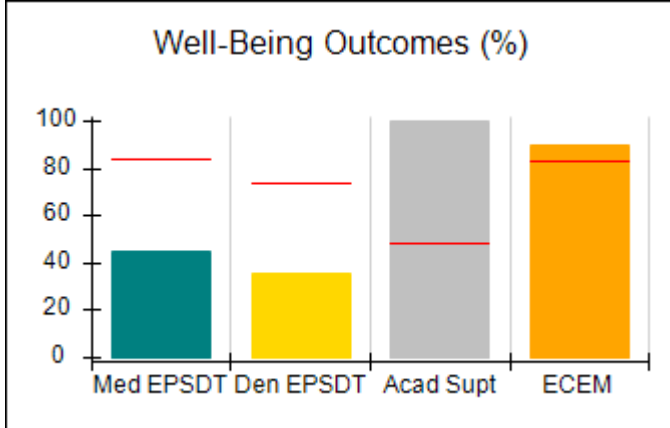
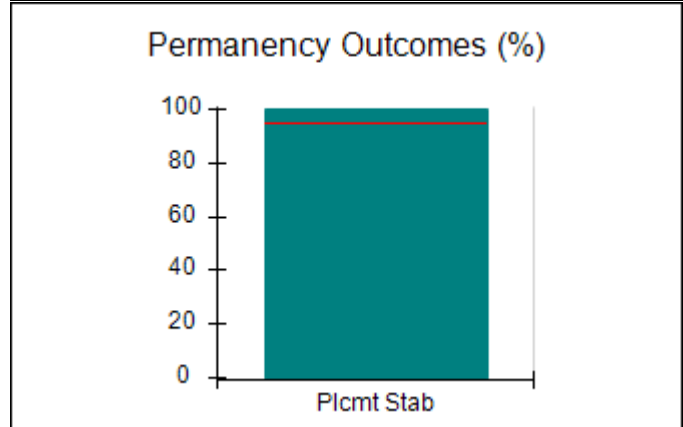
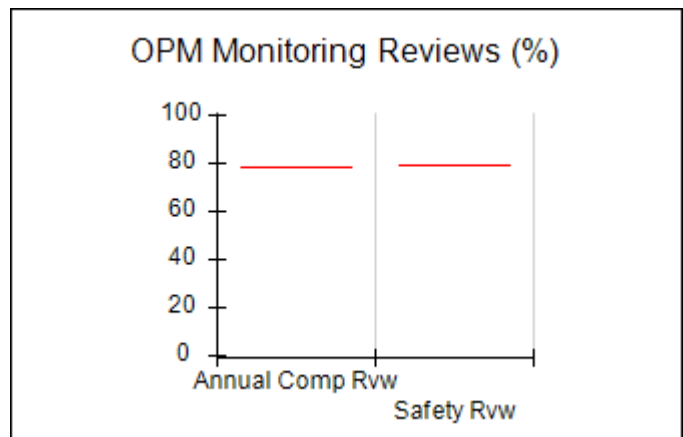
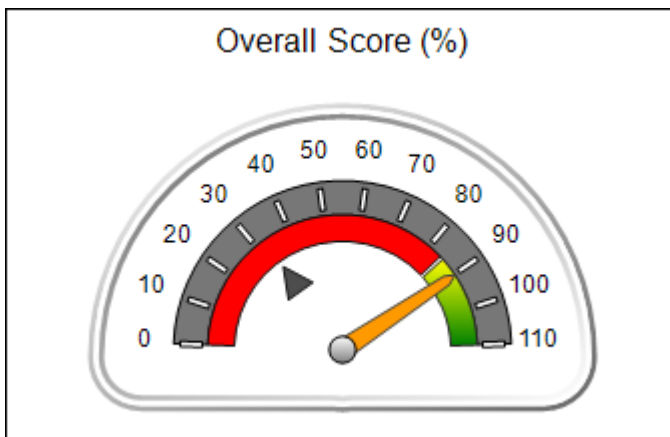
# Performance-Based Placement Measures RBWO Provider GA+SCORECARD - ILP/TLP

Report Quarter: Q4 FY2020

<b>Provider/Program Name: Youth Empowerment Success Services - Jonesboro Site 2 (5391) - ILP</b>			
100 Chase Lake Dr., Jonesboro, GA 30236	Quarterly Scores (Grades)		Current Quarter Score (Grade)
Phone: 470-236-9377	Q1: 100.00 (A+)	Q2: 93.02 (A-)	<b>90.29%</b> <b>(A-)</b>
Vendor ID# 162440	Q3: 90.70 (A-)	Q4: 90.29 (A-)	
Program Census Information:	# Children in Care During Quarter: 12	# Placements During Quarter: 12	# Children in Care On Last Day: 12

## Quarterly Provider Comparisons to All ILP/TLPs

▼ — indicates average for all ILP/TLPs





## Performance-Based Placement Measures RBWO Provider GA+SCORECARD - ILP/TLP

Report Quarter: Q4 FY2020

<b>Provider/Program Name: Youth Empowerment Success Services - Jonesboro Site 2 (5391) - ILP</b>				
<b>100 Chase Lake Dr., Jonesboro, GA 30236</b>		<b>Quarterly Scores (Grades)</b>		<b>Current Quarter Score (Grade)</b>
<b>Phone: 470-236-9377</b>		<b>Q1: 100.00 (A+)</b>	<b>Q2: 93.02 (A-)</b>	<b>90.29% (A-)</b>
<b>Vendor ID# 162440</b>		<b>Q3: 90.70 (A-)</b>	<b>Q4: 90.29 (A-)</b>	
Program Census Information:		# Children in Care During Quarter: 12	# Placements During Quarter: 12	# Children in Care On Last Day: 12
	<b>Avg Performance All ILP/TLPs (%)</b>	<b>Provider Performance (%)*</b>	<b>Possible Points (Weight)</b>	<b>Provider Points Earned</b>
<b>OPM Monitoring Reviews</b>				
Annual Comprehensive Reviews	79%	Not Yet Conducted		
Safety Reviews	80%	Not Yet Conducted		
<b>Monitoring Sub-Total</b>				<b>0.00</b>
<b>ILP/TLP Safety Outcomes</b>				
Incidence of Maltreatment	0.00%	No Substantiated Reports	3	3.00
Staff Training/Foundations	55%	50%	5	2.50
Staff Safety Checks	83%	100%	5	5.00
<b>Safety Sub-Total</b>			<b>13</b>	<b>10.50</b>
<b>ILP/TLP Permanency Outcomes</b>				
Placement Stability	95%	100%	3	3.00
<b>Permanency Sub-Total</b>			<b>3</b>	<b>3.00</b>
<b>ILP/TLP Well-Being Outcomes</b>				
EPSDT Medical Visits	84%	45%	4	1.80
EPSDT Dental Visits	74%	36%	4	1.44
Academic Supports	48%	100%	2	2.00
Provider ECEM Visits	83%	90%	4	3.60
Placements with Siblings	22%	Not Eligible	Not Scored	Not Scored
Placements within Legal County	15%	25%	Not Scored	Not Scored
<b>Well-Being Sub-Total</b>			<b>14</b>	<b>8.84</b>
<b>ILP/TLP Specialty Outcomes</b>				
Academic/Career Development	47%	100%	10	10.00
Ind Living Skills Provision	67%	90%	15	13.50
Financial Independence	33%	91%	5	4.55
WTLP/Life Coach	70%	90%	15	13.50
<b>Specialty Sub-Total</b>			<b>45</b>	<b>41.55</b>
*Performance calculation descriptions can be found in the FY 2019 RBWO PBP Measurements and Standards Guide.				

<b>Monitoring &amp; Outcomes: Possible Points = 80</b>	<b>Points Earned = 63.89</b>
--	------------------------------



**Performance-Based Placement Measures**  
**RBWO Provider GA+SCORECARD - ILP/TLP**

Report Quarter: Q4 FY2020

<b>Score Before Incentives Credit</b>	<b>85.19%</b>
<b>Incentives Awarded</b>	<b>05.10 pts</b>
<b>PBP Verification</b>	<b>N/A pts</b>
<b>Total Score</b>	<b>90.29%</b>

**Provider/Program Name: Youth Empowerment Success Services - Jonesboro Site 2 (5391) - ILP**

Program Census Information:		# Children in Care During Quarter: 12	# Placements During Quarter: 12	# Children in Care On Last Day: 12
ILP/TLP Incentive Credits	Avg Performance All ILP/TLPs (Points)	Provider Performance (%)*	Possible Points (Weight)	Provider Points Earned
No DOC Involvement		100%	5	5.00
Community Connections		0%	4	0.00
Positive Permanency Connections		0%	5	0.00
HS Grad/GED/Prof or Trade Certificate/College		N/A	10/5/5/1	
Part-Time Employment with Medical Benefits		Not Eligible	10	
Living Arrangements at Discharge		Not Eligible	10	
Additional Academic Supports		5%	2	0.10
Additional IL Skills Provision		0%	5	0.00
Active Agency Accreditation		0%	4	0.00
Staff Clinical Licensure		0%	5	0.00
<b>Incentives Total</b>	<b>10.51</b>			<b>5.10</b>

\*Performance calculation descriptions can be found in the FY 2019 RBWO PBP Measurements and Standards Guide.

**Child Protective Services Investigations and Dispositions**

The following investigations data, which is not used for scoring but is considered significant to a provider's performance, is from Georgia SHINES and is not considered final or complete until the end of the fiscal year.

Total Reports:	0
Number Screened In:	0
Number Screened Out:	0
Number Substantiated:	0
Number Unsubstantiated:	0
Number Active CPS Investigations:	0



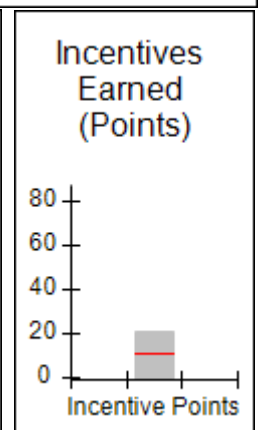
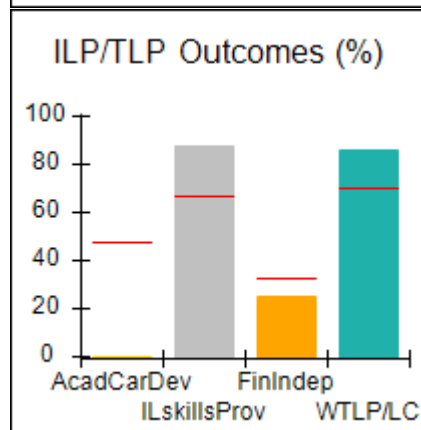
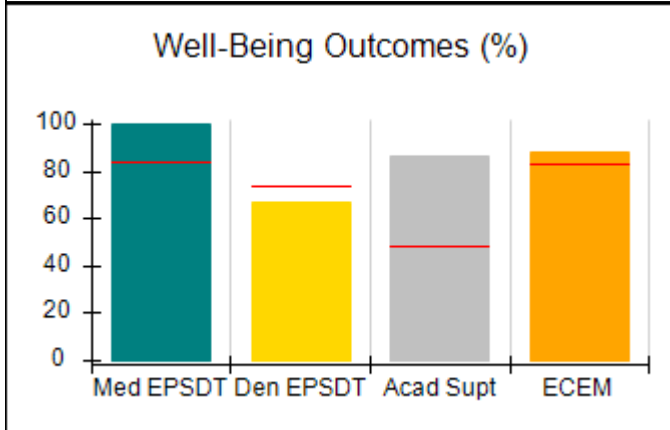
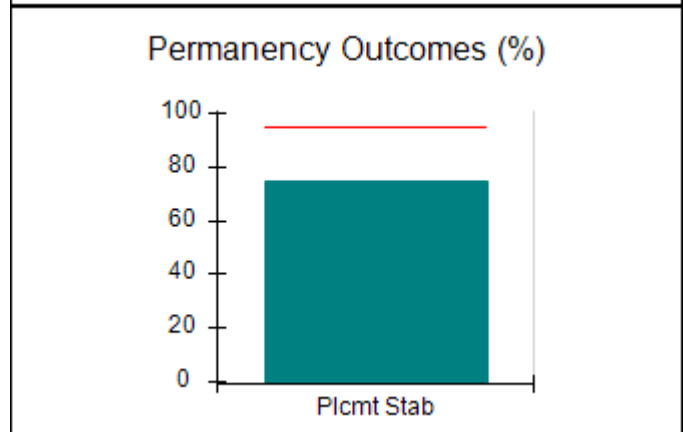
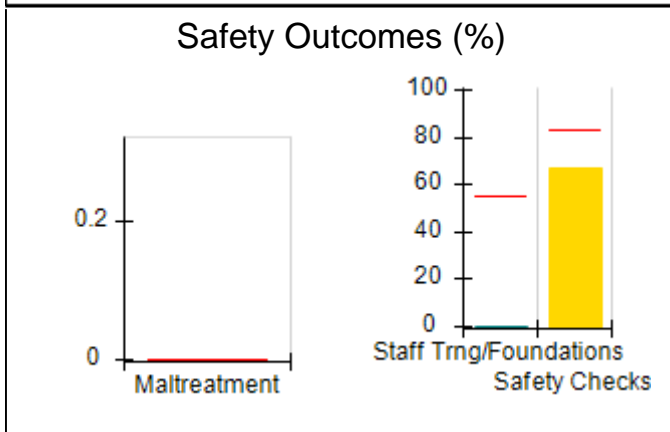
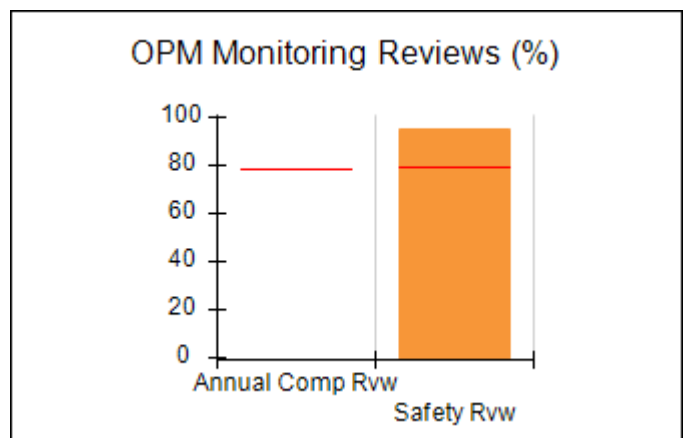
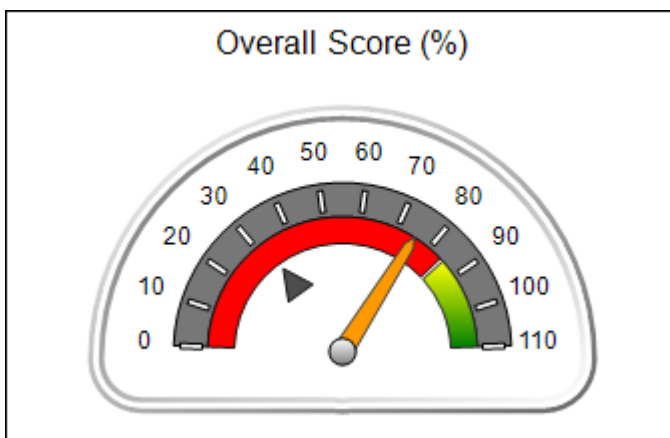
# Performance-Based Placement Measures RBWO Provider GA+SCORECARD - ILP/TLP

Report Quarter: Q4 FY2020

<b>Provider/Program Name: Zion Foundation - 12 Street Apts (5428) - ILP</b>			
900-902 12 Street, Columbus, GA 31906	Quarterly Scores (Grades)		Current Quarter Score (Grade)
Phone: 706-940-0370	Q1: (N/A)	Q2: (N/A)	<b>75.15%</b> <b>(C)</b>
Vendor ID# 167744	Q3: 70.47 (C-)	Q4: 75.15 (C)	
Program Census Information:	# Children in Care During Quarter: 4	# Placements During Quarter: 4	# Children in Care On Last Day: 2

## Quarterly Provider Comparisons to All ILP/TLPs

▼ — indicates average for all ILP/TLPs







## Performance-Based Placement Measures RBWO Provider GA+SCORECARD - ILP/TLP

Report Quarter: Q4 FY2020

Provider/Program Name: Zion Foundation - 12 Street Apts (5428) - ILP				
900-902 12 Street, Columbus, GA 31906		Quarterly Scores (Grades)		Current Quarter Score (Grade)
Phone: 706-940-0370		Q1: (N/A)	Q2: (N/A)	<b>75.15%</b> <b>(C)</b>
Vendor ID# 167744		Q3: 70.47 (C-)	Q4: 75.15 (C)	
Program Census Information:		# Children in Care During Quarter: 4	# Placements During Quarter: 4	# Children in Care On Last Day: 2
	Avg Performance All ILP/TLPs (%)	Provider Performance (%)*	Possible Points (Weight)	Provider Points Earned
OPM Monitoring Reviews				
Annual Comprehensive Reviews	79%	Not Yet Conducted		
Safety Reviews	80%	95%	10	9.50
<b>Monitoring Sub-Total</b>			<b>10</b>	<b>9.50</b>
ILP/TLP Safety Outcomes				
Incidence of Maltreatment	0.00%	Not Eligible		
Staff Training/Foundations	55%	0%	6.5	0.00
Staff Safety Checks	83%	67%	6.5	4.36
<b>Safety Sub-Total</b>			<b>13</b>	<b>4.36</b>
ILP/TLP Permanency Outcomes				
Placement Stability	95%	75%	3	2.25
<b>Permanency Sub-Total</b>			<b>3</b>	<b>2.25</b>
ILP/TLP Well-Being Outcomes				
EPSDT Medical Visits	84%	100%	4	4.00
EPSDT Dental Visits	74%	67%	4	2.68
Academic Supports	48%	86%	2	1.72
Provider ECEM Visits	83%	88%	4	3.52
Placements with Siblings	22%	0%	Not Scored	Not Scored
Placements within Legal County	15%	Not Eligible	Not Scored	Not Scored
<b>Well-Being Sub-Total</b>			<b>14</b>	<b>11.92</b>
ILP/TLP Specialty Outcomes				
Academic/Career Development	47%	0%	10	0.00
Ind Living Skills Provision	67%	88%	15	13.20
Financial Independence	33%	25%	5	1.25
WTLP/Life Coach	70%	86%	15	12.90
<b>Specialty Sub-Total</b>			<b>45</b>	<b>27.35</b>
*Performance calculation descriptions can be found in the FY 2019 RBWO PBP Measurements and Standards Guide.				

<b>Monitoring &amp; Outcomes: Possible Points = 85</b>	<b>Points Earned = 55.38</b>
<b>Score Before Incentives Credit</b>	<b>65.15%</b>



**Performance-Based Placement Measures**  
**RBWO Provider GA+SCORECARD - ILP/TLP**

Report Quarter: Q4 FY2020

<b>Incentives Awarded</b>	<b>10.00 pts</b>
<b>PBP Verification</b>	<b>N/A pts</b>
<b>Total Score</b>	<b>75.15%</b>

**Provider/Program Name: Zion Foundation - 12 Street Apts (5428) - ILP**

Program Census Information:		# Children in Care During Quarter: 4	# Placements During Quarter: 4	# Children in Care On Last Day: 2
ILP/TLP Incentive Credits	Avg Performance All ILP/TLPs (Points)	Provider Performance (%)*	Possible Points (Weight)	Provider Points Earned
No DOC Involvement		86%	5	4.30
Community Connections		0%	4	0.00
Positive Permanency Connections		100%	5	5.00
HS Grad/GED/Prof or Trade Certificate/College		N/A	10/5/5/1	10.00
Part-Time Employment with Medical Benefits		0%	10	0.00
Living Arrangements at Discharge		0%	10	0.00
Additional Academic Supports		86%	2	1.72
Additional IL Skills Provision		0%	5	0.00
Active Agency Accreditation		0%	4	0.00
Staff Clinical Licensure		0%	5	0.00
<b>Incentives Total</b>	<b>10.51</b>			<b>21.02</b>

\*Performance calculation descriptions can be found in the FY 2019 RBWO PBP Measurements and Standards Guide.

**Child Protective Services Investigations and Dispositions**

The following investigations data, which is not used for scoring but is considered significant to a provider's performance, is from Georgia SHINES and is not considered final or complete until the end of the fiscal year.

Total Reports:	0
Number Screened In:	0
Number Screened Out:	0
Number Substantiated:	0
Number Unsubstantiated:	0
Number Active CPS Investigations:	0




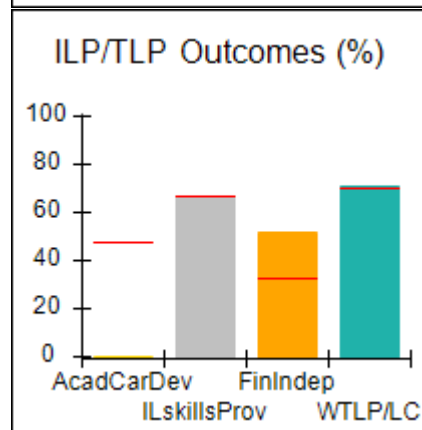
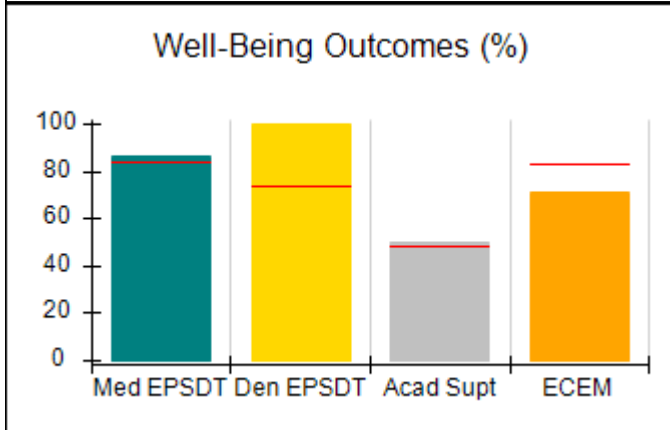
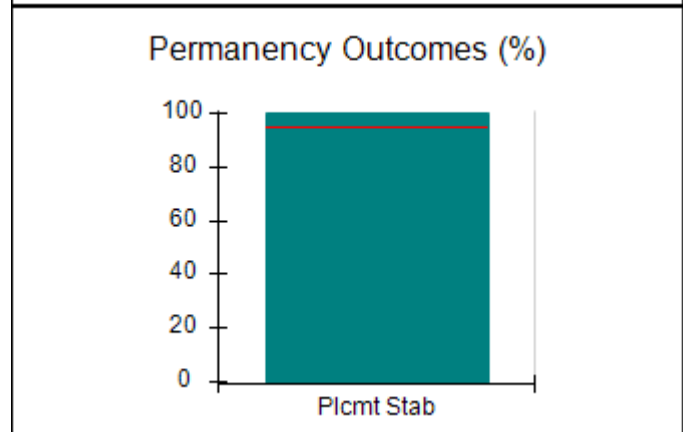
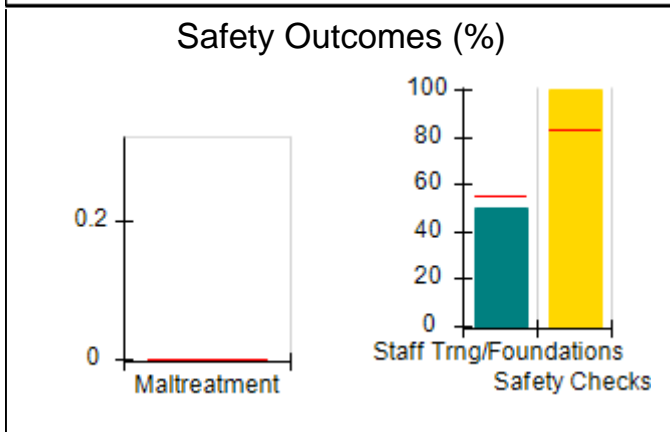
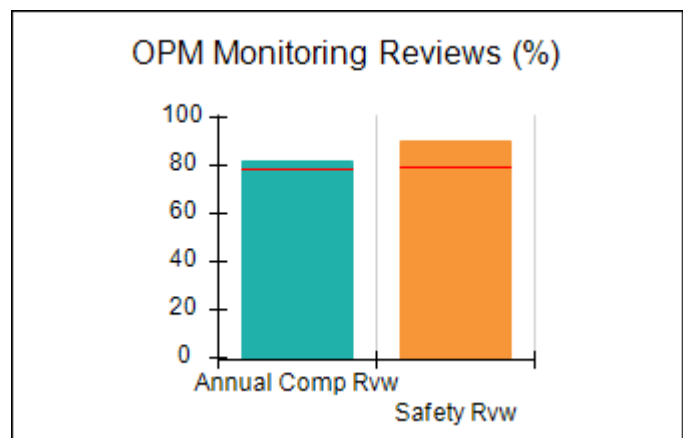
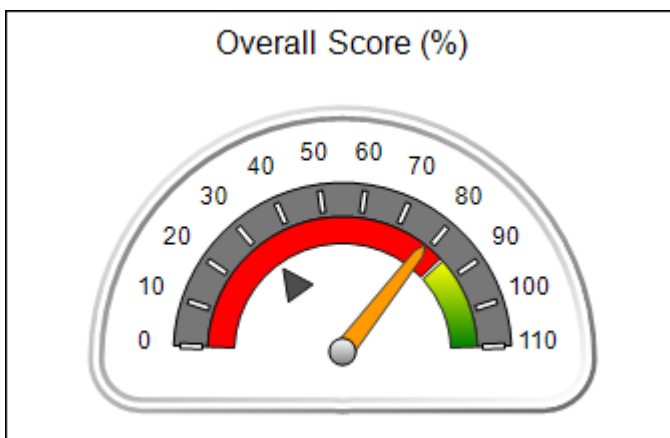
# Performance-Based Placement Measures RBWO Provider GA+SCORECARD - ILP/TLP

Report Quarter: Q4 FY2020

<b>Provider/Program Name: Zion Foundation - Miller Apts (5333) - ILP</b>			
5503 Miller Rd., Columbus, GA 31906	Quarterly Scores (Grades)		Current Quarter Score (Grade)
Phone: 706-940-0370	Q1: 88.32 (B+)	Q2: 88.41 (B+)	<b>78.64%</b> <b>(C+)</b>
Vendor ID# 157129	Q3: 88.19 (B+)	Q4: 78.64 (C+)	
Program Census Information:	# Children in Care During Quarter: 7	# Placements During Quarter: 7	# Children in Care On Last Day: 7

## Quarterly Provider Comparisons to All ILP/TLPs

▼ — indicates average for all ILP/TLPs





## Performance-Based Placement Measures RBWO Provider GA+SCORECARD - ILP/TLP

Report Quarter: Q4 FY2020

Provider/Program Name: Zion Foundation - Miller Apts (5333) - ILP				
5503 Miller Rd., Columbus, GA 31906		Quarterly Scores (Grades)		Current Quarter Score (Grade)
Phone: 706-940-0370		Q1: 88.32 (B+)	Q2: 88.41 (B+)	<b>78.64%</b> <b>(C+)</b>
Vendor ID# 157129		Q3: 88.19 (B+)	Q4: 78.64 (C+)	
Program Census Information:		# Children in Care During Quarter: 7	# Placements During Quarter: 7	# Children in Care On Last Day: 7
	Avg Performance All ILP/TLPs (%)	Provider Performance (%)*	Possible Points (Weight)	Provider Points Earned
OPM Monitoring Reviews				
Annual Comprehensive Reviews	79%	82%	15	12.31
Safety Reviews	80%	90%	10	9.00
<b>Monitoring Sub-Total</b>			<b>25</b>	<b>21.31</b>
ILP/TLP Safety Outcomes				
Incidence of Maltreatment	0.00%	Not Eligible		
Staff Training/Foundations	55%	50%	6.5	3.25
Staff Safety Checks	83%	100%	6.5	6.50
<b>Safety Sub-Total</b>			<b>13</b>	<b>9.75</b>
ILP/TLP Permanency Outcomes				
Placement Stability	95%	100%	3	3.00
<b>Permanency Sub-Total</b>			<b>3</b>	<b>3.00</b>
ILP/TLP Well-Being Outcomes				
EPSDT Medical Visits	84%	86%	4	3.44
EPSDT Dental Visits	74%	100%	4	4.00
Academic Supports	48%	50%	2	1.00
Provider ECEM Visits	83%	71%	4	2.84
Placements with Siblings	22%	Not Eligible	Not Scored	Not Scored
Placements within Legal County	15%	0%	Not Scored	Not Scored
<b>Well-Being Sub-Total</b>			<b>14</b>	<b>11.28</b>
ILP/TLP Specialty Outcomes				
Academic/Career Development	47%	0%	10	0.00
Ind Living Skills Provision	67%	67%	15	10.05
Financial Independence	33%	52%	5	2.60
WTLP/Life Coach	70%	71%	15	10.65
<b>Specialty Sub-Total</b>			<b>45</b>	<b>23.30</b>
*Performance calculation descriptions can be found in the FY 2019 RBWO PBP Measurements and Standards Guide.				

<b>Monitoring &amp; Outcomes: Possible Points = 100</b>	<b>Points Earned = 68.64</b>
<b>Score Before Incentives Credit</b>	
<b>68.64%</b>	



**Performance-Based Placement Measures**  
**RBWO Provider GA+SCORECARD - ILP/TLP**

Report Quarter: Q4 FY2020

<b>Incentives Awarded</b>	<b>10.00 pts</b>
<b>PBP Verification</b>	<b>N/A pts</b>
<b>Total Score</b>	<b>78.64%</b>

**Provider/Program Name: Zion Foundation - Miller Apts (5333) - ILP**

Program Census Information:		# Children in Care During Quarter: 7	# Placements During Quarter: 7	# Children in Care On Last Day: 7
ILP/TLP Incentive Credits	Avg Performance All ILP/TLPs (Points)	Provider Performance (%)*	Possible Points (Weight)	Provider Points Earned
No DOC Involvement		86%	5	4.30
Community Connections		0%	4	0.00
Positive Permanency Connections		100%	5	5.00
HS Grad/GED/Prof or Trade Certificate/College		N/A	10/5/5/1	
Part-Time Employment with Medical Benefits		Not Eligible	10	
Living Arrangements at Discharge		Not Eligible	10	
Additional Academic Supports		50%	2	1.00
Additional IL Skills Provision		0%	5	0.00
Active Agency Accreditation		0%	4	0.00
Staff Clinical Licensure		0%	5	0.00
<b>Incentives Total</b>	<b>10.51</b>			<b>10.30</b>

\*Performance calculation descriptions can be found in the FY 2019 RBWO PBP Measurements and Standards Guide.

**Child Protective Services Investigations and Dispositions**

The following investigations data, which is not used for scoring but is considered significant to a provider's performance, is from Georgia SHINES and is not considered final or complete until the end of the fiscal year.

Total Reports:	0
Number Screened In:	0
Number Screened Out:	0
Number Substantiated:	0
Number Unsubstantiated:	0
Number Active CPS Investigations:	0



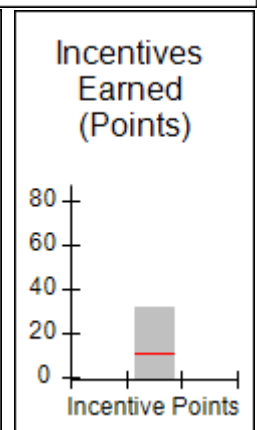
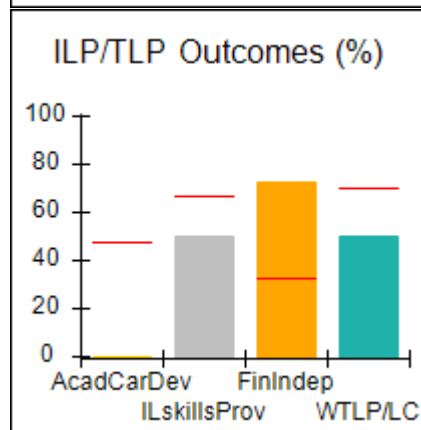
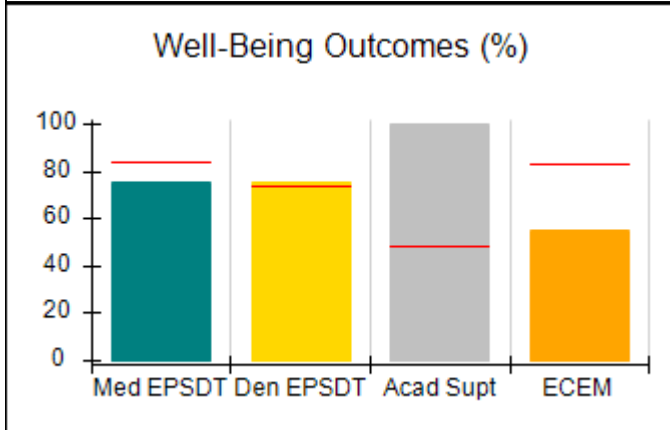
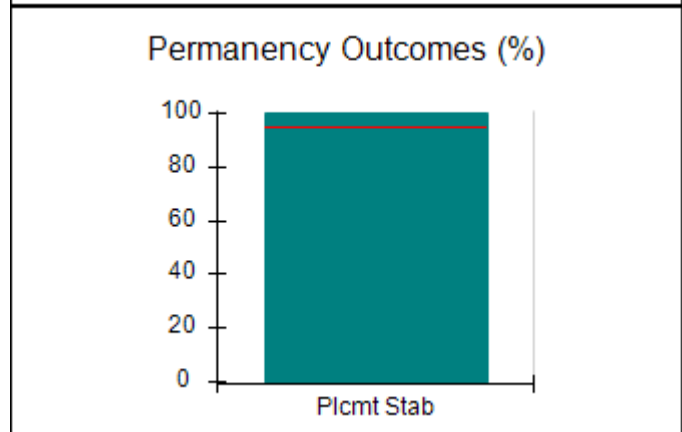
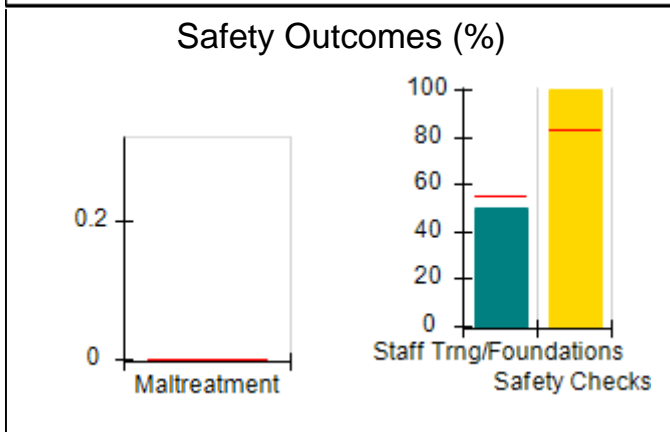
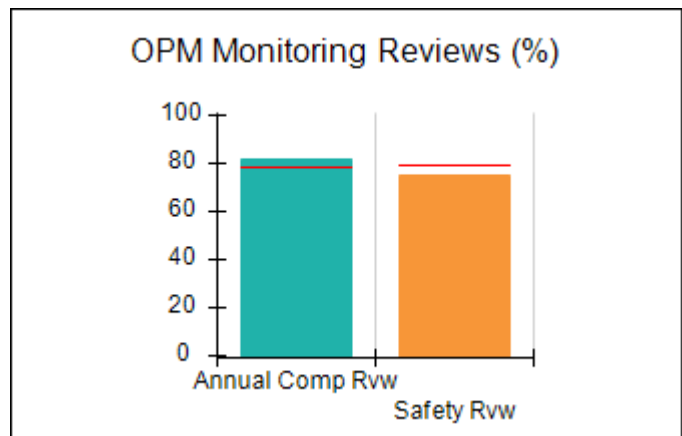
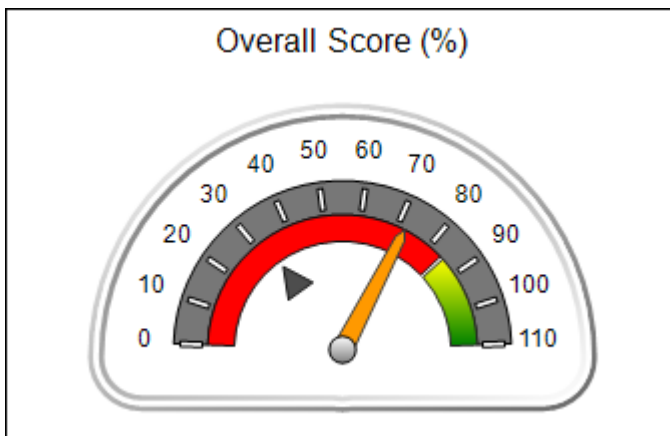
# Performance-Based Placement Measures RBWO Provider GA+SCORECARD - ILP/TLP

Report Quarter: Q4 FY2020

<b>Provider/Program Name: Zion Foundation - Oak Ridge Apartments (5261) - ILP</b>			
<b>700 Veterans Pkwy, Columbus, GA 31907</b>	<b>Quarterly Scores (Grades)</b>		<b>Current Quarter Score (Grade)</b>
<b>Phone: 706-940-0370</b>	<b>Q1: 85.82 (B)</b>	<b>Q2: 89.26 (B+)</b>	<b>72.16% (C-)</b>
<b>Vendor ID# 144023</b>	<b>Q3: 87.01 (B+)</b>	<b>Q4: 72.16 (C-)</b>	
<b>Program Census Information:</b>	<b># Children in Care During Quarter: 4</b>	<b># Placements During Quarter: 4</b>	<b># Children in Care On Last Day: 3</b>

## Quarterly Provider Comparisons to All ILP/TLPs

▼ — indicates average for all ILP/TLPs





## Performance-Based Placement Measures RBWO Provider GA+SCORECARD - ILP/TLP

Report Quarter: Q4 FY2020

Provider/Program Name: Zion Foundation - Oak Ridge Apartments (5261) - ILP				
700 Veterans Pkwy, Columbus, GA 31907		Quarterly Scores (Grades)		Current Quarter Score (Grade)
Phone: 706-940-0370		Q1: 85.82 (B)	Q2: 89.26 (B+)	<b>72.16%</b> <b>(C-)</b>
Vendor ID# 144023		Q3: 87.01 (B+)	Q4: 72.16 (C-)	
Program Census Information:		# Children in Care During Quarter: 4	# Placements During Quarter: 4	# Children in Care On Last Day: 3
	Avg Performance All ILP/TLPs (%)	Provider Performance (%)*	Possible Points (Weight)	Provider Points Earned
OPM Monitoring Reviews				
Annual Comprehensive Reviews	79%	82%	15	12.31
Safety Reviews	80%	75%	10	7.50
<b>Monitoring Sub-Total</b>			<b>25</b>	<b>19.81</b>
ILP/TLP Safety Outcomes				
Incidence of Maltreatment	0.00%	No Substantiated Reports	3	3.00
Staff Training/Foundations	55%	50%	5	2.50
Staff Safety Checks	83%	100%	5	5.00
<b>Safety Sub-Total</b>			<b>13</b>	<b>10.50</b>
ILP/TLP Permanency Outcomes				
Placement Stability	95%	100%	3	3.00
<b>Permanency Sub-Total</b>			<b>3</b>	<b>3.00</b>
ILP/TLP Well-Being Outcomes				
EPSDT Medical Visits	84%	75%	4	3.00
EPSDT Dental Visits	74%	75%	4	3.00
Academic Supports	48%	100%	2	2.00
Provider ECEM Visits	83%	55%	4	2.20
Placements with Siblings	22%	Not Eligible	Not Scored	Not Scored
Placements within Legal County	15%	0%	Not Scored	Not Scored
<b>Well-Being Sub-Total</b>			<b>14</b>	<b>10.20</b>
ILP/TLP Specialty Outcomes				
Academic/Career Development	47%	0%	10	0.00
Ind Living Skills Provision	67%	50%	15	7.50
Financial Independence	33%	73%	5	3.65
WTLP/Life Coach	70%	50%	15	7.50
<b>Specialty Sub-Total</b>			<b>45</b>	<b>18.65</b>

\*Performance calculation descriptions can be found in the FY 2019 RBWO PBP Measurements and Standards Guide.

<b>Monitoring &amp; Outcomes: Possible Points = 100</b>	<b>Points Earned = 62.16</b>
---	------------------------------



**Performance-Based Placement Measures**  
**RBWO Provider GA+SCORECARD - ILP/TLP**

Report Quarter: Q4 FY2020

<b>Score Before Incentives Credit</b>	<b>62.16%</b>
<b>Incentives Awarded</b>	<b>10.00 pts</b>
<b>PBP Verification</b>	<b>N/A pts</b>
<b>Total Score</b>	<b>72.16%</b>

**Provider/Program Name: Zion Foundation - Oak Ridge Apartments (5261) - ILP**

Program Census Information:		# Children in Care During Quarter: 4	# Placements During Quarter: 4	# Children in Care On Last Day: 3
ILP/TLP Incentive Credits	Avg Performance All ILP/TLPs (Points)	Provider Performance (%)*	Possible Points (Weight)	Provider Points Earned
No DOC Involvement		100%	5	5.00
Community Connections		0%	4	0.00
Positive Permanency Connections		100%	5	5.00
HS Grad/GED/Prof or Trade Certificate/College		N/A	10/5/5/1	
Part-Time Employment with Medical Benefits		100%	10	10.00
Living Arrangements at Discharge		100%	10	10.00
Additional Academic Supports		100%	2	2.00
Additional IL Skills Provision		0%	5	0.00
Active Agency Accreditation		0%	4	0.00
Staff Clinical Licensure		0%	5	0.00
<b>Incentives Total</b>	<b>10.51</b>			<b>32.00</b>

\*Performance calculation descriptions can be found in the FY 2019 RBWO PBP Measurements and Standards Guide.

**Child Protective Services Investigations and Dispositions**

The following investigations data, which is not used for scoring but is considered significant to a provider's performance, is from Georgia SHINES and is not considered final or complete until the end of the fiscal year.

Total Reports:	0
Number Screened In:	0
Number Screened Out:	0
Number Substantiated:	0
Number Unsubstantiated:	0
Number Active CPS Investigations:	0





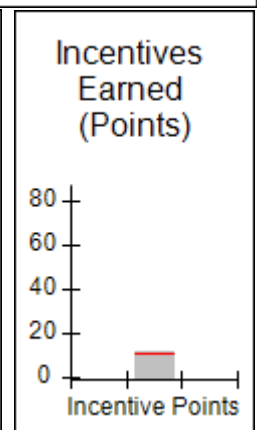
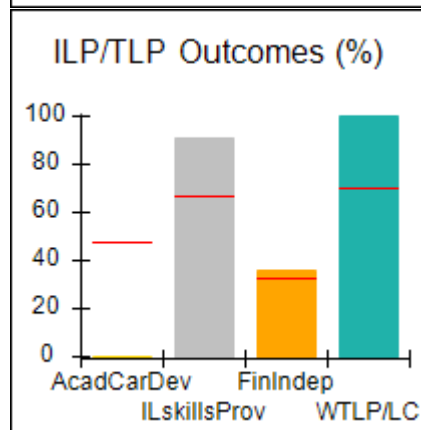
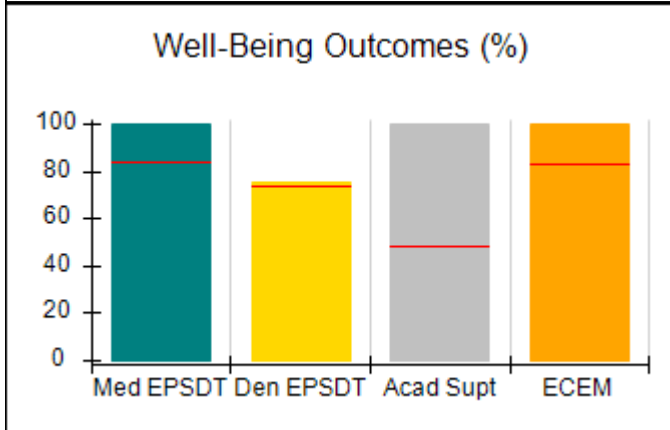
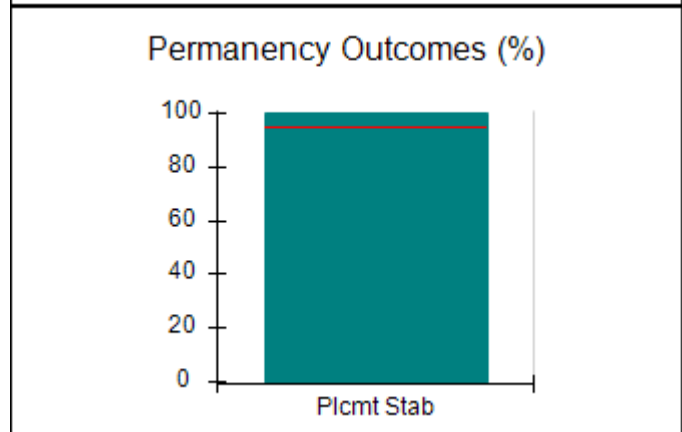
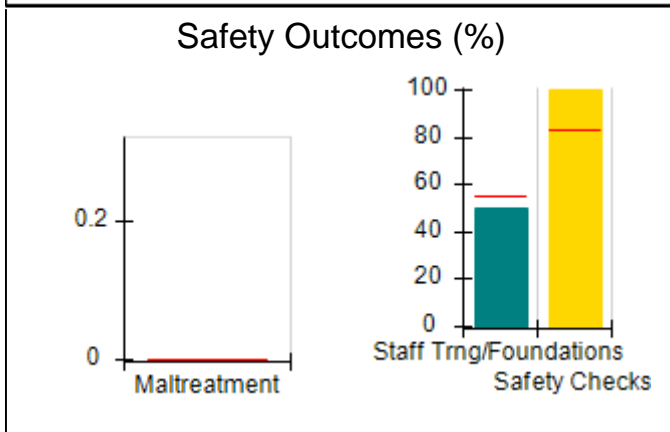
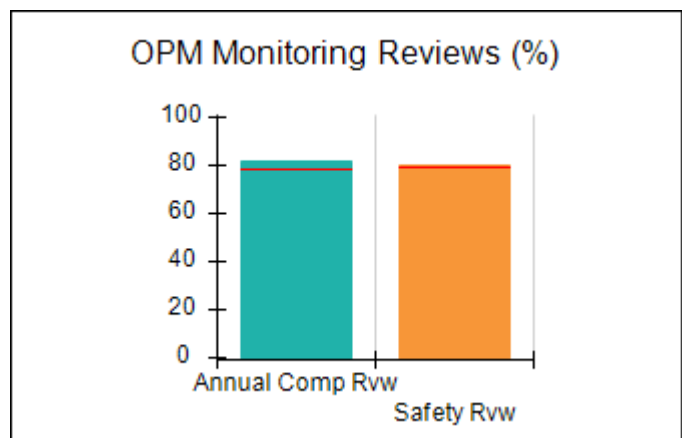
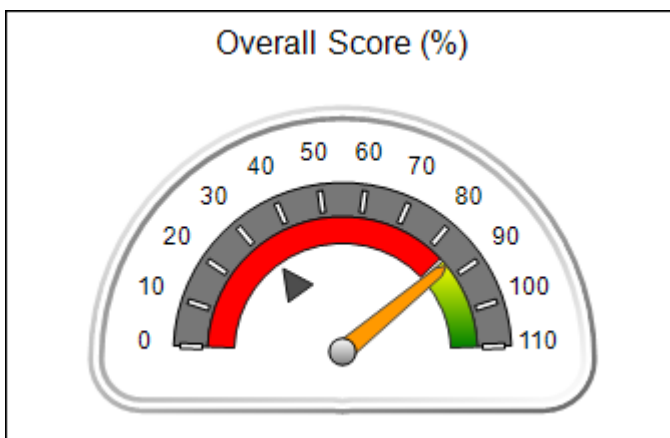
# Performance-Based Placement Measures RBWO Provider GA+SCORECARD - ILP/TLP

Report Quarter: Q4 FY2020

<b>Provider/Program Name: Zion Foundation - Woodruff (5260) - ILP</b>			
5358 Woodruff Farm Rd., Columbus, GA 31907	Quarterly Scores (Grades)		Current Quarter Score (Grade)
Phone: 706-940-0370	Q1: 91.86 (A-)	Q2: 94.50 (A)	<b>86.51% (B)</b>
Vendor ID# 150308	Q3: 89.93 (B+)	Q4: 86.51 (B)	
Program Census Information:	# Children in Care During Quarter: 4	# Placements During Quarter: 4	# Children in Care On Last Day: 4

## Quarterly Provider Comparisons to All ILP/TLPs

▼ — indicates average for all ILP/TLPs





## Performance-Based Placement Measures RBWO Provider GA+SCORECARD - ILP/TLP

Report Quarter: Q4 FY2020

<b>Provider/Program Name: Zion Foundation - Woodruff (5260) - ILP</b>				
<b>5358 Woodruff Farm Rd., Columbus, GA 31907</b>		<b>Quarterly Scores (Grades)</b>		<b>Current Quarter Score (Grade)</b>
<b>Phone: 706-940-0370</b>		<b>Q1: 91.86 (A-)</b>	<b>Q2: 94.50 (A)</b>	<b>86.51%</b> <b>(B)</b>
<b>Vendor ID# 150308</b>		<b>Q3: 89.93 (B+)</b>	<b>Q4: 86.51 (B)</b>	
Program Census Information:		# Children in Care During Quarter: 4	# Placements During Quarter: 4	# Children in Care On Last Day: 4
	<b>Avg Performance All ILP/TLPs (%)</b>	<b>Provider Performance (%)*</b>	<b>Possible Points (Weight)</b>	<b>Provider Points Earned</b>
<b>OPM Monitoring Reviews</b>				
Annual Comprehensive Reviews	79%	82%	15	12.31
Safety Reviews	80%	80%	10	8.00
<b>Monitoring Sub-Total</b>			<b>25</b>	<b>20.31</b>
<b>ILP/TLP Safety Outcomes</b>				
Incidence of Maltreatment	0.00%	Not Eligible		
Staff Training/Foundations	55%	50%	6.5	3.25
Staff Safety Checks	83%	100%	6.5	6.50
<b>Safety Sub-Total</b>			<b>13</b>	<b>9.75</b>
<b>ILP/TLP Permanency Outcomes</b>				
Placement Stability	95%	100%	3	3.00
<b>Permanency Sub-Total</b>			<b>3</b>	<b>3.00</b>
<b>ILP/TLP Well-Being Outcomes</b>				
EPSDT Medical Visits	84%	100%	4	4.00
EPSDT Dental Visits	74%	75%	4	3.00
Academic Supports	48%	100%	2	2.00
Provider ECEM Visits	83%	100%	4	4.00
Placements with Siblings	22%	Not Eligible	Not Scored	Not Scored
Placements within Legal County	15%	0%	Not Scored	Not Scored
<b>Well-Being Sub-Total</b>			<b>14</b>	<b>13.00</b>
<b>ILP/TLP Specialty Outcomes</b>				
Academic/Career Development	47%	0%	10	0.00
Ind Living Skills Provision	67%	91%	15	13.65
Financial Independence	33%	36%	5	1.80
WTLP/Life Coach	70%	100%	15	15.00
<b>Specialty Sub-Total</b>			<b>45</b>	<b>30.45</b>
*Performance calculation descriptions can be found in the FY 2019 RBWO PBP Measurements and Standards Guide.				

<b>Monitoring &amp; Outcomes: Possible Points = 100</b>	<b>Points Earned = 76.51</b>
<b>Score Before Incentives Credit</b>	<b>76.51%</b>



**Performance-Based Placement Measures**  
**RBWO Provider GA+SCORECARD - ILP/TLP**

Report Quarter: Q4 FY2020

<b>Incentives Awarded</b>	<b>10.00 pts</b>
<b>PBP Verification</b>	<b>N/A pts</b>
<b>Total Score</b>	<b>86.51%</b>

**Provider/Program Name: Zion Foundation - Woodruff (5260) - ILP**

Program Census Information:		# Children in Care During Quarter: 4	# Placements During Quarter: 4	# Children in Care On Last Day: 4
ILP/TLP Incentive Credits	Avg Performance All ILP/TLPs (Points)	Provider Performance (%)*	Possible Points (Weight)	Provider Points Earned
No DOC Involvement		100%	5	5.00
Community Connections		0%	4	0.00
Positive Permanency Connections		100%	5	5.00
HS Grad/GED/Prof or Trade Certificate/College		N/A	10/5/5/1	
Part-Time Employment with Medical Benefits		Not Eligible	10	
Living Arrangements at Discharge		Not Eligible	10	
Additional Academic Supports		100%	2	2.00
Additional IL Skills Provision		0%	5	0.00
Active Agency Accreditation		0%	4	0.00
Staff Clinical Licensure		0%	5	0.00
<b>Incentives Total</b>	<b>10.51</b>			<b>12.00</b>

\*Performance calculation descriptions can be found in the FY 2019 RBWO PBP Measurements and Standards Guide.

**Child Protective Services Investigations and Dispositions**

The following investigations data, which is not used for scoring but is considered significant to a provider's performance, is from Georgia SHINES and is not considered final or complete until the end of the fiscal year.

Total Reports:	0
Number Screened In:	0
Number Screened Out:	0
Number Substantiated:	0
Number Unsubstantiated:	0
Number Active CPS Investigations:	0