



Performance-Based Placement Measures RBWO Provider GA+SCORECARD - ILP/TLP

Report Quarter: Q3 FY2018

Provider/Program Name: A Change for All 2 - Atlanta (5264) - CCI

717 Lee St., Atlanta, GA 30310

Phone: 404-766-2211

Vendor ID# 141331

Program Census Information:

Children in Care During
Quarter: 13

Placements During
Quarter: 13

Children in Care On Last
Day: 10

Quarterly Scores (Grades)

Q1: 32.65 (F)

Q2: 46.92 (F)

Q3: 60.64 (D-)

Q4: N/A

Current Quarter Score
(Grade)

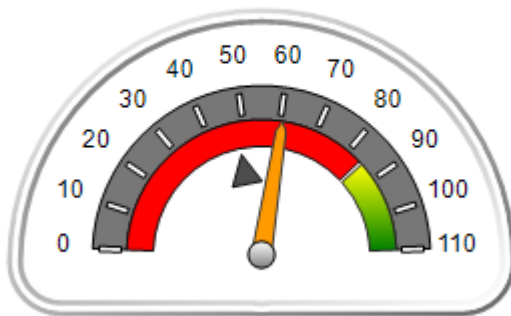
60.64%

(D-)

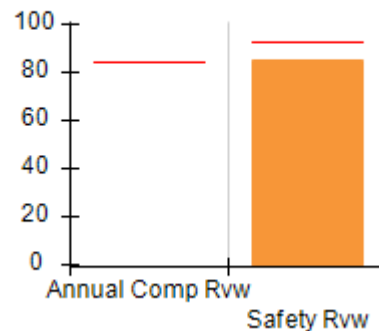
Quarterly Provider Comparisons to All ILP/TLPs

▼ indicates average for all ILP/TLPs

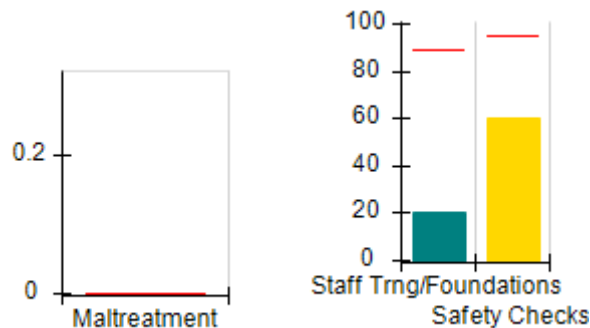
Overall Score (%)



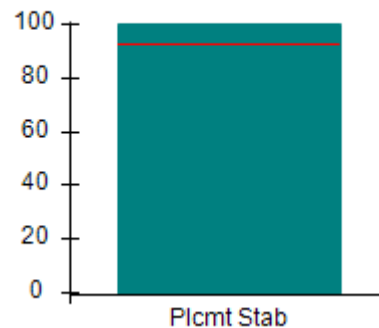
OPM Monitoring Reviews (%)



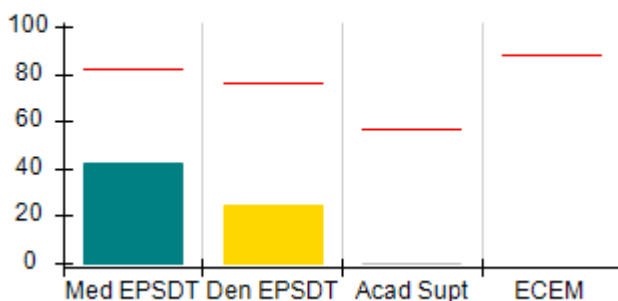
Safety Outcomes (%)



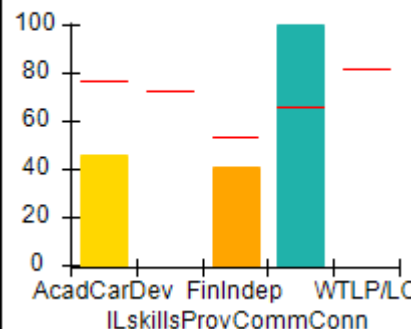
Permanency Outcomes (%)



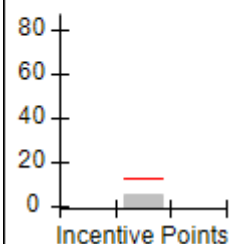
Well-Being Outcomes (%)



ILP/TLP Outcomes (%)



Incentives
Earned
(Points)





Performance-Based Placement Measures

RBWO Provider GA+SCORECARD - ILP/TLP

Report Quarter: Q3 FY2018

Provider/Program Name: A Change for All 2 - Atlanta (5264) - CCI

717 Lee St., Atlanta, GA 30310

Phone: 404-766-2211

Vendor ID# 141331

Quarterly Scores (Grades)**Current Quarter Score (Grade)**

Q1: 32.65 (F)

Q2: 46.92 (F)

60.64%

Q3: 60.64 (D-)

Q4: N/A

(D-)

Program Census Information:

Children in Care During
Quarter: 13# Placements During
Quarter: 13# Children in Care On
Last Day: 10Avg
Performance All
ILP/TLPs (%)Provider
Performance (%)*Possible Points
(Weight)Provider Points
Earned**OPM Monitoring Reviews**

| | | | | |
|------------------------------|-----|-------------------|----------|-------------|
| Annual Comprehensive Reviews | 84% | Not Yet Conducted | | |
| Safety Reviews | 93% | 85% | 5 | 4.25 |
| Monitoring Sub-Total | | | 5 | 4.25 |

ILP/TLP Safety Outcomes

| | | | | |
|----------------------------|-------|--------------------------|-----------|-------------|
| Incidence of Maltreatment | 0.00% | No Substantiated Reports | 3 | 3.00 |
| Staff Training/Foundations | 89% | 20% | 5 | 1.00 |
| Staff Safety Checks | 95% | 60% | 5 | 3.00 |
| Safety Sub-Total | | | 13 | 7.00 |

ILP/TLP Permanency Outcomes

| | | | | |
|-----------------------------|-----|------|----------|-------------|
| Placement Stability | 93% | 100% | 3 | 3.00 |
| Permanency Sub-Total | | | 3 | 3.00 |

ILP/TLP Well-Being Outcomes

| | | | | |
|--------------------------------|---------|--------------|------------|-------------|
| EPSDT Medical Visits | 82% | 42% | 5.6 | 2.35 |
| EPSDT Dental Visits | 76% | 25% | 5.6 | 1.40 |
| Academic Supports | 57% | 0% | 2.8 | 0.00 |
| Provider ECEM Visits | 88% | Not Eligible | N/A | |
| Placements with Siblings | No Data | Not Eligible | Not Scored | Not Scored |
| Placements within Legal County | 24% | 0% | Not Scored | Not Scored |
| Well-Being Sub-Total | | | 14 | 3.75 |

ILP/TLP Specialty Outcomes

| | | | | |
|-----------------------------|-----|--------------|-----------|--------------|
| Academic/Career Development | 77% | 46% | 25 | 11.50 |
| Ind Living Skills Provision | 73% | Not Eligible | N/A | |
| Financial Independence | 53% | 41% | 12.5 | 5.13 |
| Community Connections | 66% | 100% | 12.5 | 12.50 |
| WTLP/Life Coach | 82% | Not Eligible | N/A | |
| Specialty Sub-Total | | | 50 | 29.13 |

*Performance calculation descriptions can be found in the FY 2018 RBWO PBP Measurements and Standards Guide.

Monitoring & Outcomes: Possible Points = 85**Points Earned = 47.13**



Performance-Based Placement Measures RBWO Provider GA+SCORECARD - ILP/TLP

Report Quarter: Q3 FY2018

| | |
|---------------------------------------|------------------|
| Score Before Incentives Credit | 55.44% |
| Incentives Awarded | 05.20 pts |
| PBP Verification | N/A pts |
| Total Score | 60.64% |

| Provider/Program Name: A Change for All 2 - Atlanta (5264) - CCI | | | | |
|--|---------------------------------------|---------------------------------------|---------------------------------|------------------------------------|
| Program Census Information: | | # Children in Care During Quarter: 13 | # Placements During Quarter: 13 | # Children in Care On Last Day: 10 |
| ILP/TLP Incentive Credits | Avg Performance All ILP/TLPs (Points) | Provider Performance (%)* | Possible Points (Weight) | Provider Points Earned |
| No DJJ or DOC Involvement | | 61% | 5 | 3.05 |
| Extended Foster Care Services | | Not Eligible | 5 | |
| Positive Permanency Connections | | 0% | 5 | 0.00 |
| High School Graduation/College Participation/Professional Certification | | 8% | 20 | 1.60 |
| Part-Time Employment with Medical Benefits | | 0% | 20 | 0.00 |
| Living Arrangements at Discharge | | 0% | 20 | 0.00 |
| Additional Academic Supports | | 0% | 2 | 0.00 |
| Additional IL Skills Provision | | 11% | 5 | 0.55 |
| Active Agency Accreditation | | 0% | 4 | 0.00 |
| Staff Clinical Licensure | | 0% | 5 | 0.00 |
| Incentives Total | 12.61 | | 91 | 5.20 |
| *Performance calculation descriptions can be found in the FY 2018 RBWO PBP Measurements and Standards Guide. | | | | |

| Child Protective Services Investigations and Dispositions | | |
|--|---|--|
| The following investigations data, which is not used for scoring but is considered significant to a provider's performance, is from Georgia SHINES and is not considered final or complete until the end of the fiscal year. | | |
| Total Reports: | 0 | |
| Number Screened In: | 0 | |
| Number Screened Out: | 0 | |
| Number Substantiated: | 0 | |
| Number Unsubstantiated: | 0 | |
| Number Active CPS Investigations: | 0 | |

**Performance-Based Placement Measures**
RBWO Provider GA+SCORECARD - ILP/TLP

Report Quarter: Q3 FY2018

Provider/Program Name: A Change for All 2 - East Point (5265) - CCI

380 Legacy Drive, Atlanta, GA 30310

Phone: 404-766-2211

Vendor ID# 151119

Quarterly Scores (Grades)

Q1: 50.00 (F)

Q2: 33.00 (F)

Q3: 40.00 (F)

Q4: N/A

Current Quarter Score
(Grade)

40.00%

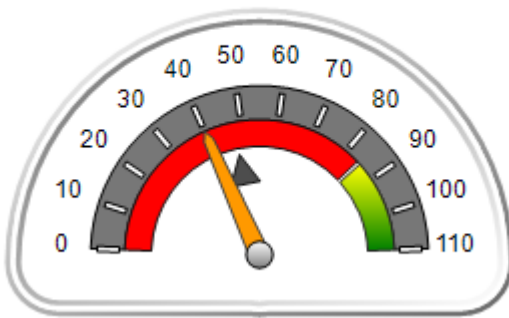
(F)

Program Census Information:

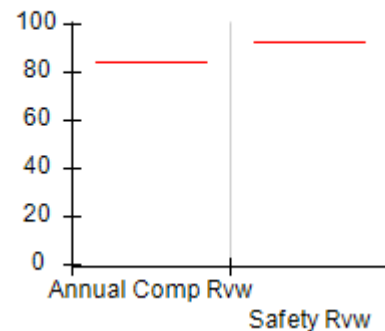
Children in Care During
Quarter: 0# Placements During
Quarter: 0# Children in Care On Last
Day: 0**Quarterly Provider Comparisons to All ILP/TLPs**

▼ — indicates average for all ILP/TLPs

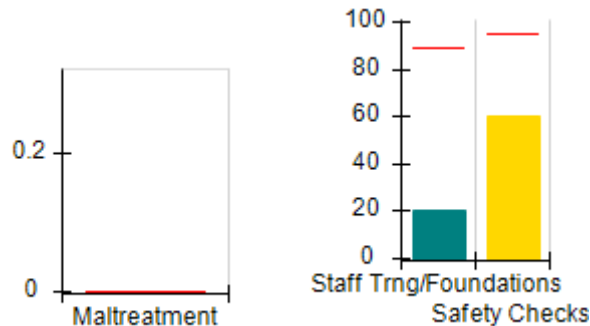
Overall Score (%)



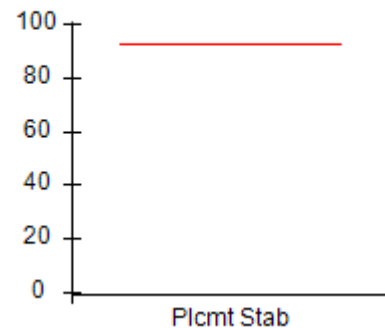
OPM Monitoring Reviews (%)



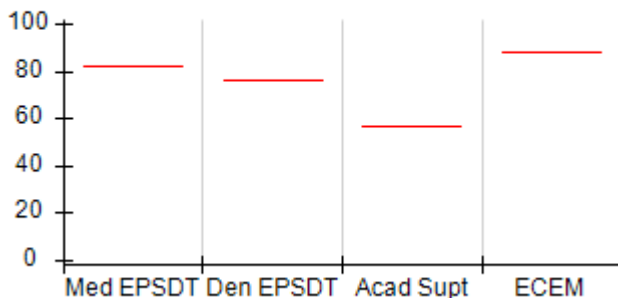
Safety Outcomes (%)



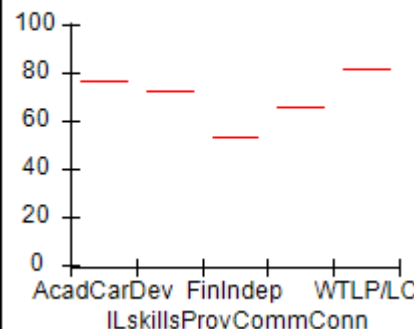
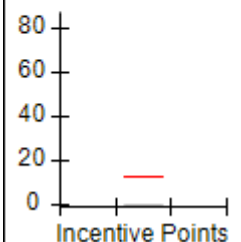
Permanency Outcomes (%)



Well-Being Outcomes (%)



ILP/TLP Outcomes (%)

Incentives
Earned
(Points)



Performance-Based Placement Measures

RBWO Provider GA+SCORECARD - ILP/TLP

Report Quarter: Q3 FY2018

Provider/Program Name: A Change for All 2 - East Point (5265) - CCI

380 Legacy Drive, Atlanta, GA 30310

Phone: 404-766-2211

Vendor ID# 151119

Quarterly Scores (Grades)**Current Quarter Score (Grade)**

Q1: 50.00 (F)

Q2: 33.00 (F)

40.00%

Q3: 40.00 (F)

Q4: N/A

(F)

Program Census Information:

Children in Care During
Quarter: 0# Placements During
Quarter: 0# Children in Care On
Last Day: 0Avg
Performance All
ILP/TLPs (%)Provider
Performance (%)*Possible Points
(Weight)Provider Points
Earned**OPM Monitoring Reviews**

Annual Comprehensive Reviews

84%

Not Yet Conducted

Safety Reviews

93%

Not Yet Conducted

Monitoring Sub-Total**0.00****ILP/TLP Safety Outcomes**

Incidence of Maltreatment

0.00%

Not Eligible

Staff Training/Foundations

89%

20%

6.5

1.30

Staff Safety Checks

95%

60%

6.5

3.90

Safety Sub-Total**13****5.20****ILP/TLP Permanency Outcomes**

Placement Stability

93%

Not Eligible

Permanency Sub-Total**N/A****ILP/TLP Well-Being Outcomes**

EPSDT Medical Visits

82%

Not Eligible

EPSDT Dental Visits

76%

Not Eligible

Academic Supports

57%

Not Eligible

Provider ECEM Visits

88%

Not Eligible

N/A

Placements with Siblings

No Data

Not Eligible

Not Scored

Not Scored

Placements within Legal County

24%

Not Eligible

Not Scored

Not Scored

Well-Being Sub-Total**N/A****ILP/TLP Specialty Outcomes**

Academic/Career Development

77%

Not Eligible

Ind Living Skills Provision

73%

Not Eligible

N/A

Financial Independence

53%

Not Eligible

Community Connections

66%

Not Eligible

WTLF/Life Coach

82%

Not Eligible

N/A

Specialty Sub-Total**N/A**

*Performance calculation descriptions can be found in the FY 2018 RBWO PBP Measurements and Standards Guide.

Monitoring & Outcomes: Possible Points = 13**Points Earned = 05.20**



Performance-Based Placement Measures

RBWO Provider GA+SCORECARD - ILP/TLP

Report Quarter: Q3 FY2018

| | |
|---------------------------------------|------------------|
| Score Before Incentives Credit | 40.00% |
| Incentives Awarded | 00.00 pts |
| PBP Verification | N/A pts |
| Total Score | 40.00% |

| Provider/Program Name: A Change for All 2 - East Point (5265) - CCI | | | | |
|--|--|---|-----------------------------------|--------------------------------------|
| Program Census Information: | | # Children in Care During Quarter: 0 | # Placements During Quarter: 0 | # Children in Care On Last Day: 0 |
| ILP/TLP Incentive Credits | Avg Performance All ILP/TLPs (Points) | Provider Performance (%)* | Possible Points (Weight) | Provider Points Earned |
| No DJJ or DOC Involvement | | Not Eligible | 5 | |
| Extended Foster Care Services | | Not Eligible | 5 | |
| Positive Permanency Connections | | Not Eligible | 5 | |
| High School Graduation/College Participation/Professional Certification | | Not Eligible | 20 | |
| Part-Time Employment with Medical Benefits | | Not Eligible | 20 | |
| Living Arrangements at Discharge | | Not Eligible | 20 | |
| Additional Academic Supports | | Not Eligible | 2 | |
| Additional IL Skills Provision | | Not Eligible | 5 | |
| Active Agency Accreditation | | 0% | 4 | 0.00 |
| Staff Clinical Licensure | | 0% | 5 | 0.00 |
| Incentives Total | 12.61 | | 91 | 0.00 |

*Performance calculation descriptions can be found in the FY 2018 RBWO PBP Measurements and Standards Guide.

| Child Protective Services Investigations and Dispositions | | |
|--|---|--|
| The following investigations data, which is not used for scoring but is considered significant to a provider's performance, is from Georgia SHINES and is not considered final or complete until the end of the fiscal year. | | |
| Total Reports: | 0 | |
| Number Screened In: | 0 | |
| Number Screened Out: | 0 | |
| Number Substantiated: | 0 | |
| Number Unsubstantiated: | 0 | |
| Number Active CPS Investigations: | 0 | |



Performance-Based Placement Measures

RBWO Provider GA+SCORECARD - ILP/TLP

Report Quarter: Q3 FY2018

Provider/Program Name: A Change Generation - (5202) - CCI

100 Walden Brook Drive, Lithonia, GA 30038

Phone: 470-282-3187

Vendor ID# 132165

Quarterly Scores (Grades)

Q1: 88.23 (B+)

Q2: 97.34 (A+)

Q3: 100.84 (A+)

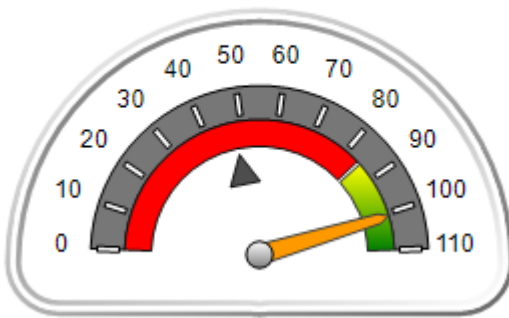
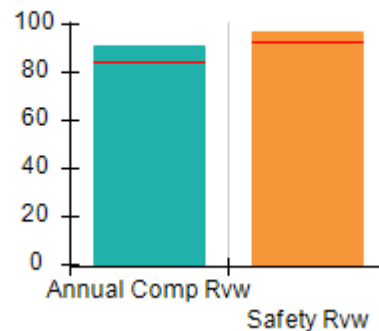
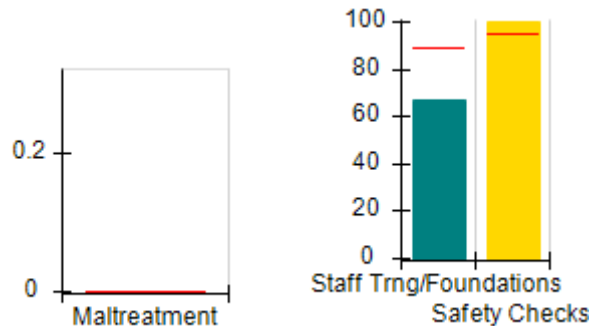
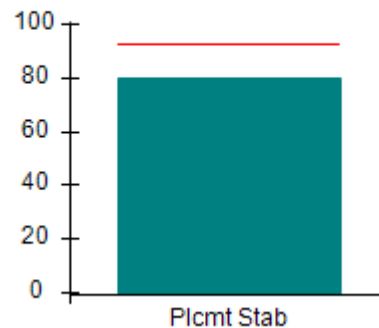
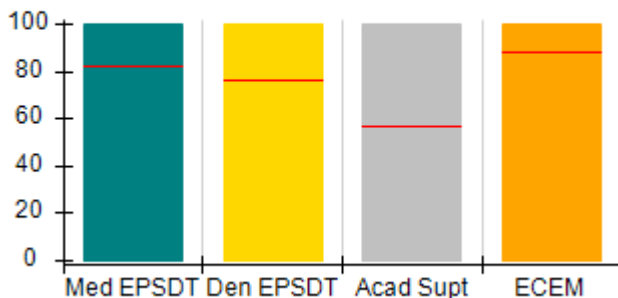
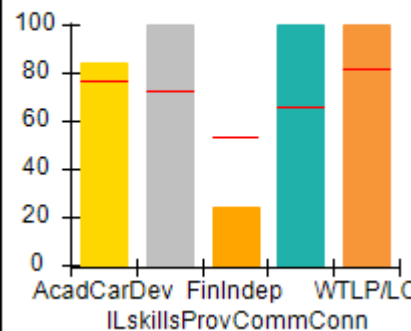
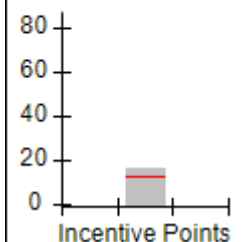
Q4: N/A

Current Quarter Score (Grade)**100.84%****(A+)**

Program Census Information:

Children in Care During
Quarter: 10# Placements During
Quarter: 10# Children in Care On Last
Day: 7**Quarterly Provider Comparisons to All ILP/TLPs**

indicates average for all ILP/TLPs

Overall Score (%)**OPM Monitoring Reviews (%)****Safety Outcomes (%)****Permanency Outcomes (%)****Well-Being Outcomes (%)****ILP/TLP Outcomes (%)****Incentives Earned (Points)**



Performance-Based Placement Measures

RBWO Provider GA+SCORECARD - ILP/TLP

Report Quarter: Q3 FY2018

Provider/Program Name: A Change Generation - (5202) - CCI

100 Walden Brook Drive, Lithonia, GA 30038

Phone: 470-282-3187

Vendor ID# 132165

Quarterly Scores (Grades)**Current Quarter Score (Grade)**

Q1: 88.23 (B+)

Q2: 97.34 (A+)

100.84%

Q3: 100.84 (A+)

Q4: N/A

(A+)

Program Census Information:

Children in Care During
Quarter: 10# Placements During
Quarter: 10# Children in Care On
Last Day: 7Avg
Performance All
ILP/TLPs (%)Provider
Performance (%)*Possible Points
(Weight)Provider Points
Earned**OPM Monitoring Reviews**

| | | | | |
|------------------------------|-----|-----|-----------|--------------|
| Annual Comprehensive Reviews | 84% | 91% | 15 | 13.64 |
| Safety Reviews | 93% | 97% | 5 | 4.85 |
| Monitoring Sub-Total | | | 20 | 18.49 |

ILP/TLP Safety Outcomes

| | | | | |
|----------------------------|-------|--------------------------|-----------|--------------|
| Incidence of Maltreatment | 0.00% | No Substantiated Reports | 3 | 3.00 |
| Staff Training/Foundations | 89% | 67% | 5 | 3.35 |
| Staff Safety Checks | 95% | 100% | 5 | 5.00 |
| Safety Sub-Total | | | 13 | 11.35 |

ILP/TLP Permanency Outcomes

| | | | | |
|-----------------------------|-----|-----|----------|-------------|
| Placement Stability | 93% | 80% | 3 | 2.40 |
| Permanency Sub-Total | | | 3 | 2.40 |

ILP/TLP Well-Being Outcomes

| | | | | |
|--------------------------------|---------|--------------|------------|--------------|
| EPSDT Medical Visits | 82% | 100% | 4 | 4.00 |
| EPSDT Dental Visits | 76% | 100% | 4 | 4.00 |
| Academic Supports | 57% | 100% | 2 | 2.00 |
| Provider ECEM Visits | 88% | 100% | 4 | 4.00 |
| Placements with Siblings | No Data | Not Eligible | Not Scored | Not Scored |
| Placements within Legal County | 24% | 33% | Not Scored | Not Scored |
| Well-Being Sub-Total | | | 14 | 14.00 |

ILP/TLP Specialty Outcomes

| | | | | |
|-----------------------------|-----|------|-----------|--------------|
| Academic/Career Development | 77% | 84% | 10 | 8.40 |
| Ind Living Skills Provision | 73% | 100% | 15 | 15.00 |
| Financial Independence | 53% | 24% | 5 | 1.20 |
| Community Connections | 66% | 100% | 5 | 5.00 |
| WTLP/Life Coach | 82% | 100% | 15 | 15.00 |
| Specialty Sub-Total | | | 50 | 44.60 |

*Performance calculation descriptions can be found in the FY 2018 RBWO PBP Measurements and Standards Guide.

Monitoring & Outcomes: Possible Points = 100**Points Earned = 90.84**



Performance-Based Placement Measures

RBWO Provider GA+SCORECARD - ILP/TLP

Report Quarter: Q3 FY2018

| | |
|---------------------------------------|------------------|
| Score Before Incentives Credit | 90.84% |
| Incentives Awarded | 10.00 pts |
| PBP Verification | N/A pts |
| Total Score | 100.84% |

| Provider/Program Name: A Change Generation - (5202) - CCI | | | | |
|---|---------------------------------------|---------------------------------------|---------------------------------|-----------------------------------|
| Program Census Information: | | # Children in Care During Quarter: 10 | # Placements During Quarter: 10 | # Children in Care On Last Day: 7 |
| ILP/TLP Incentive Credits | Avg Performance All ILP/TLPs (Points) | Provider Performance (%)* | Possible Points (Weight) | Provider Points Earned |
| No DJJ or DOC Involvement | | 100% | 5 | 5.00 |
| Extended Foster Care Services | | 0% | 5 | 0.00 |
| Positive Permanency Connections | | 100% | 5 | 5.00 |
| High School Graduation/College Participation/Professional Certification | | 0% | 20 | 0.00 |
| Part-Time Employment with Medical Benefits | | 0% | 20 | 0.00 |
| Living Arrangements at Discharge | | 0% | 20 | 0.00 |
| Additional Academic Supports | | 53% | 2 | 1.06 |
| Additional IL Skills Provision | | 100% | 5 | 5.00 |
| Active Agency Accreditation | | 0% | 4 | 0.00 |
| Staff Clinical Licensure | | 0% | 5 | 0.00 |
| Incentives Total | 12.61 | | 91 | 16.06 |

*Performance calculation descriptions can be found in the FY 2018 RBWO PBP Measurements and Standards Guide.

| Child Protective Services Investigations and Dispositions | | |
|--|---|--|
| The following investigations data, which is not used for scoring but is considered significant to a provider's performance, is from Georgia SHINES and is not considered final or complete until the end of the fiscal year. | | |
| Total Reports: | 0 | |
| Number Screened In: | 0 | |
| Number Screened Out: | 0 | |
| Number Substantiated: | 0 | |
| Number Unsubstantiated: | 0 | |
| Number Active CPS Investigations: | 0 | |



DHS, DFCS, Office of Provider Management
Performance-Based Placement Measures
RBWO Provider GA+SCORECARD - ILP/TLP
Report Quarter: Q3 FY2018



Error: Subreport could not be shown.



Performance-Based Placement Measures RBWO Provider GA+SCORECARD - ILP/TLP

Report Quarter: Q3 FY2018

Provider/Program Name: Atlanta Mentoring Coalition - (5273) - CCI

100 Brook Haven Circle, Fort Oglethorpe, GA 30742

Phone: 404-781-9437

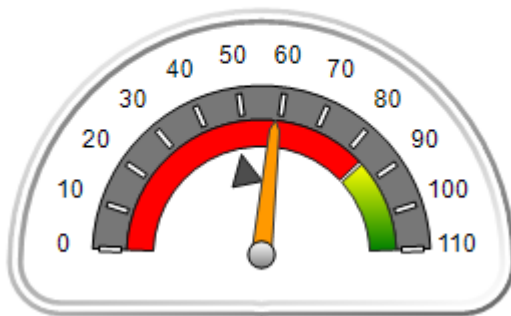
Vendor ID# 144501

| | Quarterly Scores (Grades) | | Current Quarter Score (Grade) |
|-----------------------------|---------------------------------------|---------------------------------|-----------------------------------|
| | Q1: 27.65 (F) | Q2: 49.66 (F) | 58.70% (F) |
| | Q3: 58.70 (F) | Q4: N/A | |
| Program Census Information: | # Children in Care During Quarter: 12 | # Placements During Quarter: 12 | # Children in Care On Last Day: 8 |

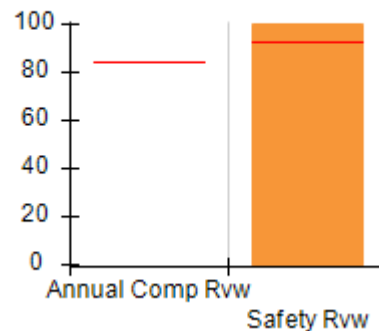
Quarterly Provider Comparisons to All ILP/TLPs

▼ indicates average for all ILP/TLPs

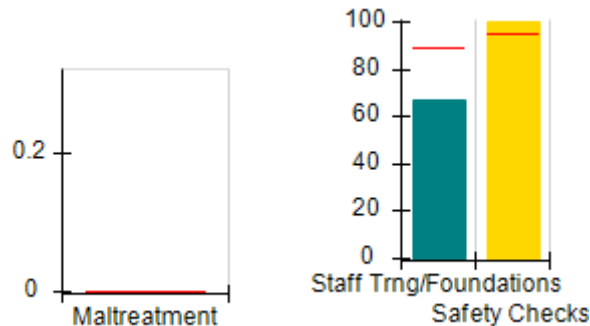
Overall Score (%)



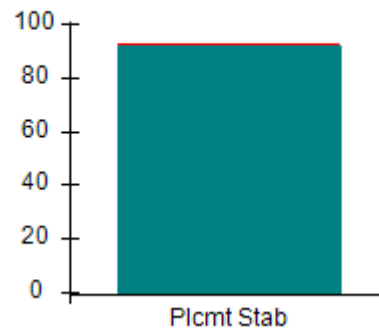
OPM Monitoring Reviews (%)



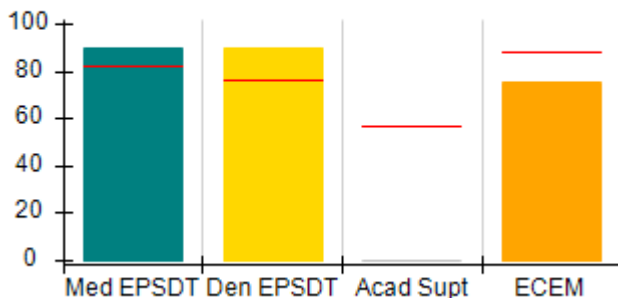
Safety Outcomes (%)



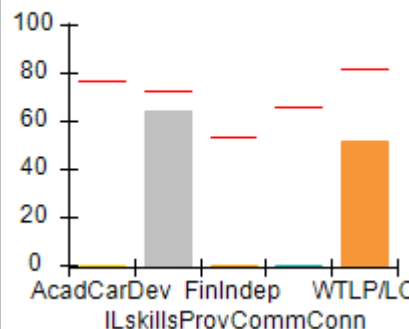
Permanency Outcomes (%)



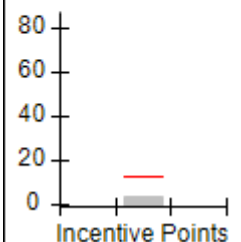
Well-Being Outcomes (%)



ILP/TLP Outcomes (%)



Incentives Earned (Points)





Performance-Based Placement Measures

RBWO Provider GA+SCORECARD - ILP/TLP

Report Quarter: Q3 FY2018

| | | | | |
|--|---|---------------------------------------|---------------------------------|--------------------------------------|
| Provider/Program Name: Atlanta Mentoring Coalition - (5273) - CCI | | | | |
| 100 Brook Haven Circle, Fort Oglethorpe, GA 30742 Phone: 404-781-9437 Vendor ID# 144501 | | Quarterly Scores (Grades) | | Current Quarter Score (Grade) |
| | | Q1: 27.65 (F) | Q2: 49.66 (F) | 58.70% (F) |
| | | Q3: 58.70 (F) | Q4: N/A | |
| Program Census Information: | | # Children in Care During Quarter: 12 | # Placements During Quarter: 12 | # Children in Care On Last Day: 8 |
| | Avg Performance All ILP/TLPs (%) | Provider Performance (%)* | Possible Points (Weight) | Provider Points Earned |
| OPM Monitoring Reviews | | | | |
| Annual Comprehensive Reviews | 84% | Not Yet Conducted | | |
| Safety Reviews | 93% | 100% | 5 | 5.00 |
| Monitoring Sub-Total | | | 5 | 5.00 |
| ILP/TLP Safety Outcomes | | | | |
| Incidence of Maltreatment | 0.00% | No Substantiated Reports | 3 | 3.00 |
| Staff Training/Foundations | 89% | 67% | 5 | 3.35 |
| Staff Safety Checks | 95% | 100% | 5 | 5.00 |
| Safety Sub-Total | | | 13 | 11.35 |
| ILP/TLP Permanency Outcomes | | | | |
| Placement Stability | 93% | 92% | 3 | 2.76 |
| Permanency Sub-Total | | | 3 | 2.76 |
| ILP/TLP Well-Being Outcomes | | | | |
| EPSDT Medical Visits | 82% | 90% | 4 | 3.60 |
| EPSDT Dental Visits | 76% | 90% | 4 | 3.60 |
| Academic Supports | 57% | 0% | 2 | 0.00 |
| Provider ECEM Visits | 88% | 75% | 4 | 3.00 |
| Placements with Siblings | No Data | 0% | Not Scored | Not Scored |
| Placements within Legal County | 24% | 50% | Not Scored | Not Scored |
| Well-Being Sub-Total | | | 14 | 10.20 |
| ILP/TLP Specialty Outcomes | | | | |
| Academic/Career Development | 77% | 0% | 10 | 0.00 |
| Ind Living Skills Provision | 73% | 64% | 15 | 9.60 |
| Financial Independence | 53% | 0% | 5 | 0.00 |
| Community Connections | 66% | 0% | 5 | 0.00 |
| WTLP/Life Coach | 82% | 52% | 15 | 7.80 |
| Specialty Sub-Total | | | 50 | 17.40 |

*Performance calculation descriptions can be found in the FY 2018 RBWO PBP Measurements and Standards Guide.

Monitoring & Outcomes: Possible Points = 85

Points Earned = 46.71



Performance-Based Placement Measures

RBWO Provider GA+SCORECARD - ILP/TLP

Report Quarter: Q3 FY2018

| | |
|---------------------------------------|------------------|
| Score Before Incentives Credit | 54.95% |
| Incentives Awarded | 03.75 pts |
| PBP Verification | N/A pts |
| Total Score | 58.70% |

| Provider/Program Name: Atlanta Mentoring Coalition - (5273) - CCI | | | | |
|--|--|--|------------------------------------|--------------------------------------|
| Program Census Information: | | # Children in Care During Quarter: 12 | # Placements During Quarter: 12 | # Children in Care On Last Day: 8 |
| ILP/TLP Incentive Credits | Avg Performance All ILP/TLPs (Points) | Provider Performance (%)* | Possible Points (Weight) | Provider Points Earned |
| No DJJ or DOC Involvement | | 0% | 5 | 0.00 |
| Extended Foster Care Services | | 50% | 5 | 2.50 |
| Positive Permanency Connections | | 0% | 5 | 0.00 |
| High School Graduation/College Participation/Professional Certification | | 0% | 20 | 0.00 |
| Part-Time Employment with Medical Benefits | | 0% | 20 | 0.00 |
| Living Arrangements at Discharge | | 0% | 20 | 0.00 |
| Additional Academic Supports | | 0% | 2 | 0.00 |
| Additional IL Skills Provision | | 25% | 5 | 1.25 |
| Active Agency Accreditation | | 0% | 4 | 0.00 |
| Staff Clinical Licensure | | 0% | 5 | 0.00 |
| Incentives Total | 12.61 | | 91 | 3.75 |
| *Performance calculation descriptions can be found in the FY 2018 RBWO PBP Measurements and Standards Guide. | | | | |

| Child Protective Services Investigations and Dispositions | | |
|--|---|--|
| The following investigations data, which is not used for scoring but is considered significant to a provider's performance, is from Georgia SHINES and is not considered final or complete until the end of the fiscal year. | | |
| Total Reports: | 0 | |
| Number Screened In: | 0 | |
| Number Screened Out: | 0 | |
| Number Substantiated: | 0 | |
| Number Unsubstantiated: | 0 | |
| Number Active CPS Investigations: | 0 | |



Performance-Based Placement Measures

RBWO Provider GA+SCORECARD - ILP/TLP

Report Quarter: Q3 FY2018

Provider/Program Name: Carl Malone Foundation, Inc. - Mercy's Door IV (5142) - CCI

805 Happy St, Dalton, GA 30721

Phone: 706-277-4883

Vendor ID# 115539

Quarterly Scores (Grades)

Q1: 94.52 (A)

Q2: 108.32 (A+)

Q3: 88.47 (B+)

Q4: N/A

Current Quarter Score (Grade)

88.47%

(B+)

Program Census Information:

Children in Care During Quarter: 4

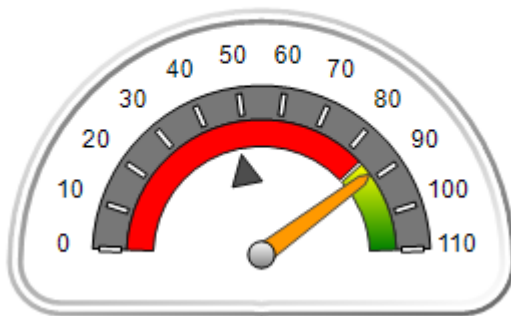
Placements During Quarter: 4

Children in Care On Last Day: 4

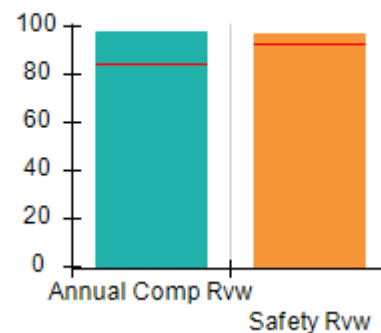
Quarterly Provider Comparisons to All ILP/TLPs

▼ indicates average for all ILP/TLPs

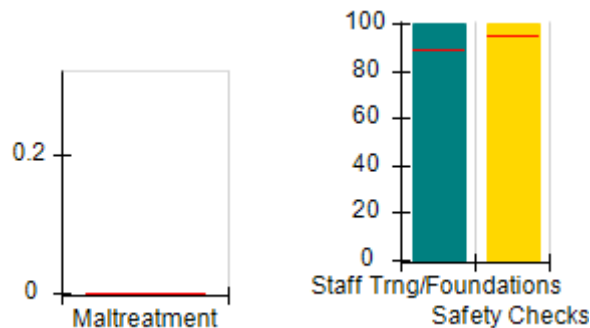
Overall Score (%)



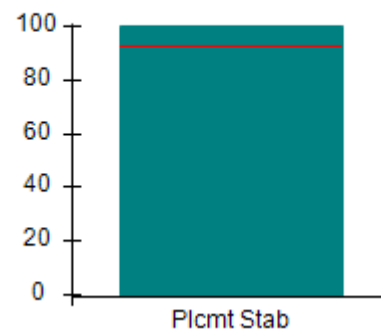
OPM Monitoring Reviews (%)



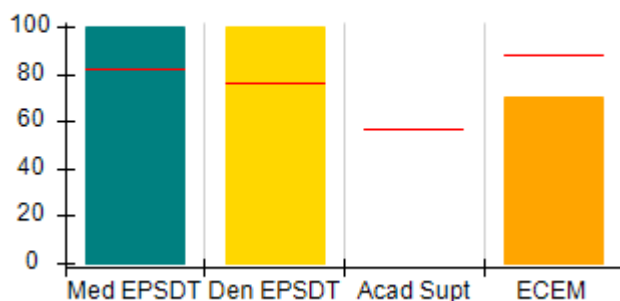
Safety Outcomes (%)



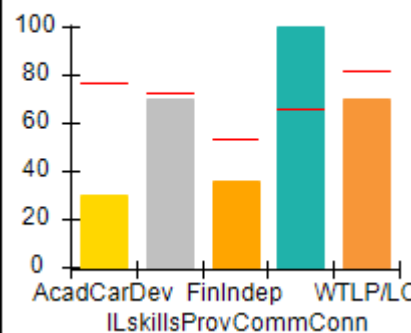
Permanency Outcomes (%)



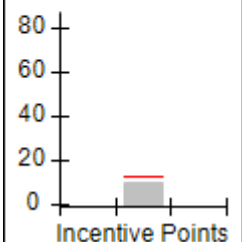
Well-Being Outcomes (%)



ILP/TLP Outcomes (%)



Incentives Earned (Points)





Performance-Based Placement Measures
RBWO Provider GA+SCORECARD - ILP/TLP

Report Quarter: Q3 FY2018

| | | | | |
|---|---|--------------------------------------|---------------------------------|--------------------------------------|
| Provider/Program Name: Carl Malone Foundation, Inc. - Mercy's Door IV (5142) - CCI | | | | |
| 805 Happy St, Dalton, GA 30721 | | Quarterly Scores (Grades) | | Current Quarter Score (Grade) |
| Phone: 706-277-4883 | | Q1: 94.52 (A) | Q2: 108.32 (A+) | 88.47% |
| Vendor ID# 115539 | | Q3: 88.47 (B+) | Q4: N/A | (B+) |
| Program Census Information: | | # Children in Care During Quarter: 4 | # Placements During Quarter: 4 | # Children in Care On Last Day: 4 |
| | Avg Performance All ILP/TLPs (%) | Provider Performance (%)* | Possible Points (Weight) | Provider Points Earned |
| OPM Monitoring Reviews | | | | |
| Annual Comprehensive Reviews | 84% | 97% | 15 | 14.60 |
| Safety Reviews | 93% | 97% | 5 | 4.83 |
| Monitoring Sub-Total | | | 20 | 19.42 |
| ILP/TLP Safety Outcomes | | | | |
| Incidence of Maltreatment | 0.00% | No Substantiated Reports | 3 | 3.00 |
| Staff Training/Foundations | 89% | 100% | 5 | 5.00 |
| Staff Safety Checks | 95% | 100% | 5 | 5.00 |
| Safety Sub-Total | | | 13 | 13.00 |
| ILP/TLP Permanency Outcomes | | | | |
| Placement Stability | 93% | 100% | 3 | 3.00 |
| Permanency Sub-Total | | | 3 | 3.00 |
| ILP/TLP Well-Being Outcomes | | | | |
| EPSDT Medical Visits | 82% | 100% | 4.7 | 4.67 |
| EPSDT Dental Visits | 76% | 100% | 4.7 | 4.67 |
| Academic Supports | 57% | Not Eligible | | |
| Provider ECEM Visits | 88% | 70% | 4.7 | 3.27 |
| Placements with Siblings | No Data | Not Eligible | Not Scored | Not Scored |
| Placements within Legal County | 24% | 0% | Not Scored | Not Scored |
| Well-Being Sub-Total | | | 14 | 12.60 |
| ILP/TLP Specialty Outcomes | | | | |
| Academic/Career Development | 77% | 30% | 10 | 3.00 |
| Ind Living Skills Provision | 73% | 70% | 15 | 10.50 |
| Financial Independence | 53% | 36% | 5 | 1.80 |
| Community Connections | 66% | 100% | 5 | 5.00 |
| WTLP/Life Coach | 82% | 70% | 15 | 10.50 |
| Specialty Sub-Total | | | 50 | 30.80 |

*Performance calculation descriptions can be found in the FY 2018 RBWO PBP Measurements and Standards Guide.

| | |
|---|------------------------------|
| Monitoring & Outcomes: Possible Points = 100 | Points Earned = 78.82 |
|---|------------------------------|



Performance-Based Placement Measures

RBWO Provider GA+SCORECARD - ILP/TLP

Report Quarter: Q3 FY2018

| | |
|---------------------------------------|------------------|
| Score Before Incentives Credit | 78.82% |
| Incentives Awarded | 09.65 pts |
| PBP Verification | N/A pts |
| Total Score | 88.47% |

| Provider/Program Name: Carl Malone Foundation, Inc. - Mercy's Door IV (5142) - CCI | | | | |
|--|---------------------------------------|--------------------------------------|--------------------------------|-----------------------------------|
| Program Census Information: | | # Children in Care During Quarter: 4 | # Placements During Quarter: 4 | # Children in Care On Last Day: 4 |
| ILP/TLP Incentive Credits | Avg Performance All ILP/TLPs (Points) | Provider Performance (%)* | Possible Points (Weight) | Provider Points Earned |
| No DJJ or DOC Involvement | | 30% | 5 | 1.50 |
| Extended Foster Care Services | | Not Eligible | 5 | |
| Positive Permanency Connections | | 33% | 5 | 1.65 |
| High School Graduation/College Participation/Professional Certification | | 25% | 20 | 5.00 |
| Part-Time Employment with Medical Benefits | | Not Eligible | 20 | |
| Living Arrangements at Discharge | | Not Eligible | 20 | |
| Additional Academic Supports | | Not Eligible | 2 | |
| Additional IL Skills Provision | | 30% | 5 | 1.50 |
| Active Agency Accreditation | | 0% | 4 | 0.00 |
| Staff Clinical Licensure | | 0% | 5 | 0.00 |
| Incentives Total | 12.61 | | 91 | 9.65 |
| *Performance calculation descriptions can be found in the FY 2018 RBWO PBP Measurements and Standards Guide. | | | | |

| Child Protective Services Investigations and Dispositions | | |
|--|---|--|
| The following investigations data, which is not used for scoring but is considered significant to a provider's performance, is from Georgia SHINES and is not considered final or complete until the end of the fiscal year. | | |
| Total Reports: | 0 | |
| Number Screened In: | 0 | |
| Number Screened Out: | 0 | |
| Number Substantiated: | 0 | |
| Number Unsubstantiated: | 0 | |
| Number Active CPS Investigations: | 0 | |



Performance-Based Placement Measures RBWO Provider GA+SCORECARD - ILP/TLP

Report Quarter: Q3 FY2018

Provider/Program Name: Carrie Steele-Pitts Home, Inc. - TLP (5129) - CCI

667 Fairburn Rd., NW, Atlanta, GA 30331

Phone: 404-691-5187

Vendor ID# 109513

Program Census Information:

Quarterly Scores (Grades)

Q1: 65.87 (D)

Q2: 78.71 (C+)

Q3: 99.60 (A+)

Q4: N/A

Current Quarter Score (Grade)

99.60%

(A+)

Children in Care During Quarter: 2

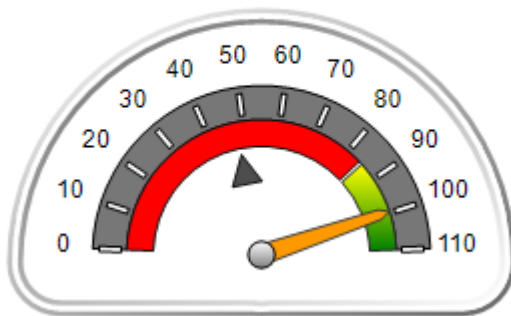
Placements During Quarter: 2

Children in Care On Last Day: 2

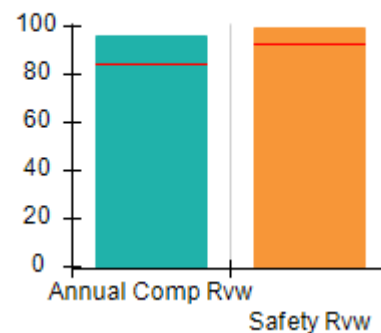
Quarterly Provider Comparisons to All ILP/TLPs

▼ indicates average for all ILP/TLPs

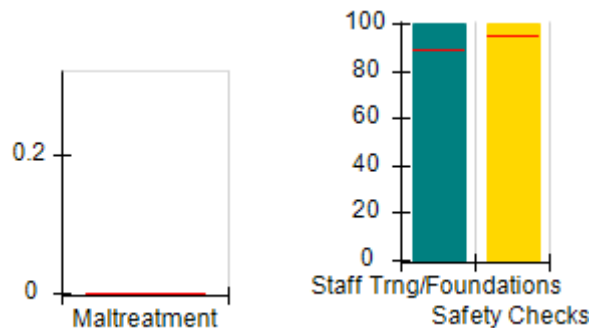
Overall Score (%)



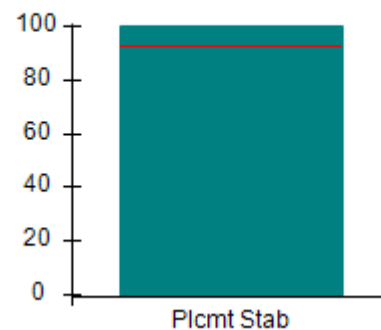
OPM Monitoring Reviews (%)



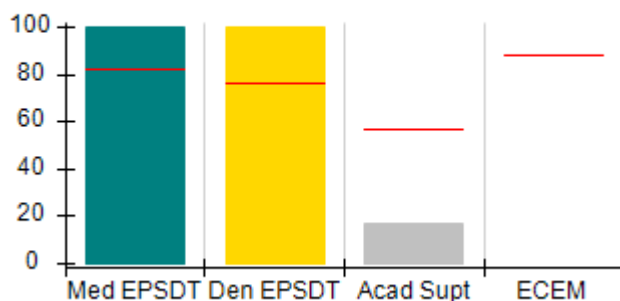
Safety Outcomes (%)



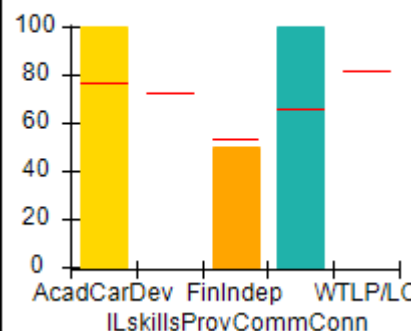
Permanency Outcomes (%)



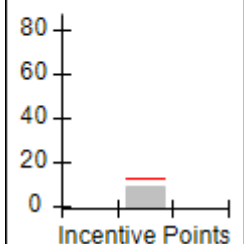
Well-Being Outcomes (%)



ILP/TLP Outcomes (%)



Incentives Earned (Points)





Performance-Based Placement Measures
RBWO Provider GA+SCORECARD - ILP/TLP

Report Quarter: Q3 FY2018

| Provider/Program Name: Carrie Steele-Pitts Home, Inc. - TLP (5129) - CCI | | | | |
|--|----------------------------------|--------------------------------------|--------------------------------|-----------------------------------|
| 667 Fairburn Rd., NW, Atlanta, GA 30331 | | Quarterly Scores (Grades) | | Current Quarter Score (Grade) |
| Phone: 404-691-5187 | | Q1: 65.87 (D) | Q2: 78.71 (C+) | 99.60% (A+) |
| Vendor ID# 109513 | | Q3: 99.60 (A+) | Q4: N/A | |
| Program Census Information: | | # Children in Care During Quarter: 2 | # Placements During Quarter: 2 | # Children in Care On Last Day: 2 |
| | Avg Performance All ILP/TLPs (%) | Provider Performance (%)* | Possible Points (Weight) | Provider Points Earned |
| OPM Monitoring Reviews | | | | |
| Annual Comprehensive Reviews | 84% | 96% | 15 | 14.35 |
| Safety Reviews | 93% | 99% | 5 | 4.97 |
| Monitoring Sub-Total | | | 20 | 19.32 |
| ILP/TLP Safety Outcomes | | | | |
| Incidence of Maltreatment | 0.00% | Not Eligible | | |
| Staff Training/Foundations | 89% | 100% | 6.5 | 6.50 |
| Staff Safety Checks | 95% | 100% | 6.5 | 6.50 |
| Safety Sub-Total | | | 13 | 13.00 |
| ILP/TLP Permanency Outcomes | | | | |
| Placement Stability | 93% | 100% | 3 | 3.00 |
| Permanency Sub-Total | | | 3 | 3.00 |
| ILP/TLP Well-Being Outcomes | | | | |
| EPSDT Medical Visits | 82% | 100% | 5.6 | 5.60 |
| EPSDT Dental Visits | 76% | 100% | 5.6 | 5.60 |
| Academic Supports | 57% | 17% | 2.8 | 0.48 |
| Provider ECEM Visits | 88% | Not Eligible | N/A | |
| Placements with Siblings | No Data | Not Eligible | Not Scored | Not Scored |
| Placements within Legal County | 24% | Not Eligible | Not Scored | Not Scored |
| Well-Being Sub-Total | | | 14 | 11.68 |
| ILP/TLP Specialty Outcomes | | | | |
| Academic/Career Development | 77% | 100% | 25 | 25.00 |
| Ind Living Skills Provision | 73% | Not Eligible | N/A | |
| Financial Independence | 53% | 50% | 12.5 | 6.25 |
| Community Connections | 66% | 100% | 12.5 | 12.50 |
| WTLP/Life Coach | 82% | Not Eligible | N/A | |
| Specialty Sub-Total | | | 50 | 43.75 |
| *Performance calculation descriptions can be found in the FY 2018 RBWO PBP Measurements and Standards Guide. | | | | |

Monitoring & Outcomes: Possible Points = 100

Points Earned = 90.75



Performance-Based Placement Measures

RBWO Provider GA+SCORECARD - ILP/TLP

Report Quarter: Q3 FY2018

| | |
|---------------------------------------|------------------|
| Score Before Incentives Credit | 90.75% |
| Incentives Awarded | 08.85 pts |
| PBP Verification | N/A pts |
| Total Score | 99.60% |

| Provider/Program Name: Carrie Steele-Pitts Home, Inc. - TLP (5129) - CCI | | | | |
|--|---------------------------------------|--------------------------------------|--------------------------------|-----------------------------------|
| Program Census Information: | | # Children in Care During Quarter: 2 | # Placements During Quarter: 2 | # Children in Care On Last Day: 2 |
| ILP/TLP Incentive Credits | Avg Performance All ILP/TLPs (Points) | Provider Performance (%)* | Possible Points (Weight) | Provider Points Earned |
| No DJJ or DOC Involvement | | 100% | 5 | 5.00 |
| Extended Foster Care Services | | Not Eligible | 5 | |
| Positive Permanency Connections | | 50% | 5 | 2.50 |
| High School Graduation/College Participation/Professional Certification | | 0% | 20 | 0.00 |
| Part-Time Employment with Medical Benefits | | Not Eligible | 20 | |
| Living Arrangements at Discharge | | Not Eligible | 20 | |
| Additional Academic Supports | | 0% | 2 | 0.00 |
| Additional IL Skills Provision | | 17% | 5 | 0.85 |
| Active Agency Accreditation | | 0% | 4 | 0.00 |
| Staff Clinical Licensure | | 10% | 5 | 0.50 |
| Incentives Total | 12.61 | | 91 | 8.85 |
| *Performance calculation descriptions can be found in the FY 2018 RBWO PBP Measurements and Standards Guide. | | | | |

| Child Protective Services Investigations and Dispositions | | |
|--|---|--|
| The following investigations data, which is not used for scoring but is considered significant to a provider's performance, is from Georgia SHINES and is not considered final or complete until the end of the fiscal year. | | |
| Total Reports: | 0 | |
| Number Screened In: | 0 | |
| Number Screened Out: | 0 | |
| Number Substantiated: | 0 | |
| Number Unsubstantiated: | 0 | |
| Number Active CPS Investigations: | 0 | |



Performance-Based Placement Measures RBWO Provider GA+SCORECARD - ILP/TLP

Report Quarter: Q3 FY2018

Provider/Program Name: Center for Children and Young Adults, The - Connections ILP (5220) - CCI

2121 Windy Hill Rd., Marietta, GA 30060

Phone: 770-485-1625

Vendor ID# 138975

Quarterly Scores (Grades)

Current Quarter Score (Grade)

Q1: 80.73 (B-)

Q2: 82.89 (B-)

90.49%

Q3: 90.49 (A-)

Q4: N/A

(A-)

Program Census Information:

Children in Care During Quarter: 5

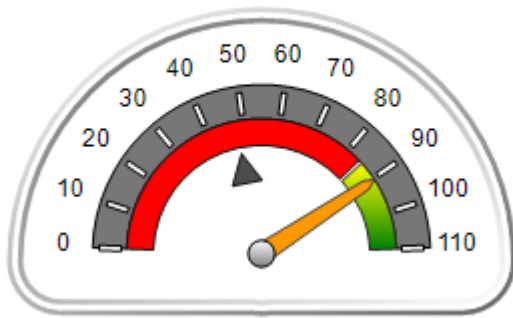
Placements During Quarter: 5

Children in Care On Last Day: 4

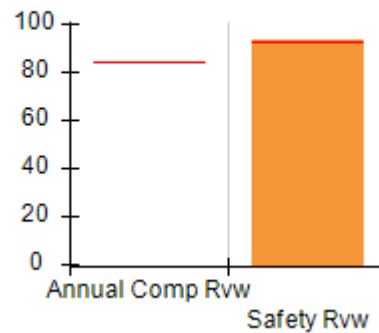
Quarterly Provider Comparisons to All ILP/TLPs

— indicates average for all ILP/TLPs

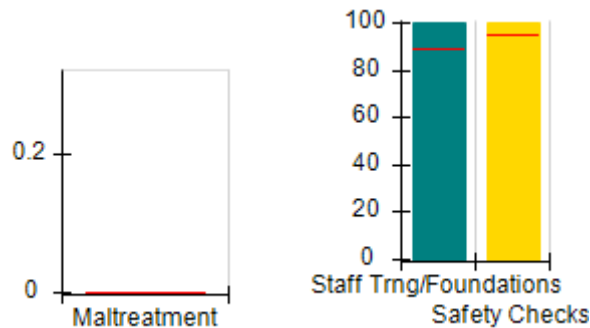
Overall Score (%)



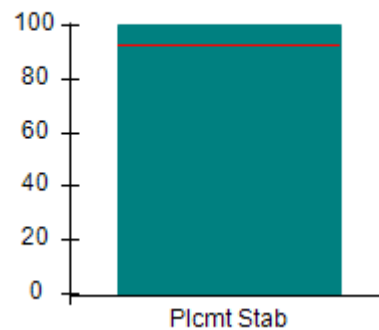
OPM Monitoring Reviews (%)



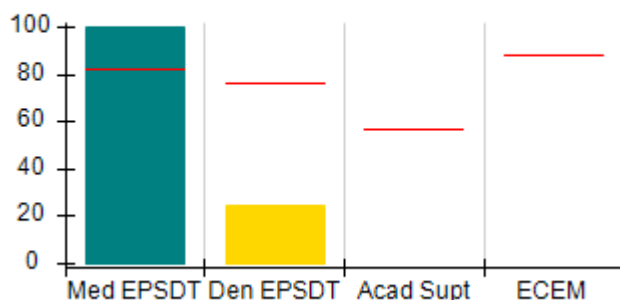
Safety Outcomes (%)



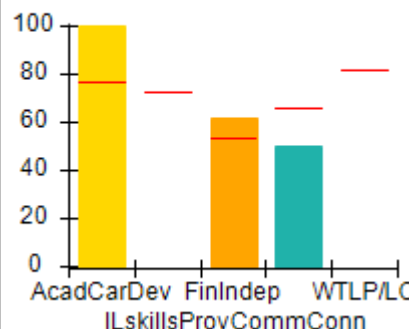
Permanency Outcomes (%)



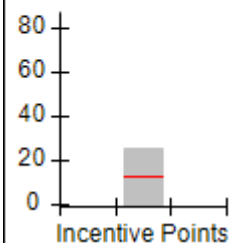
Well-Being Outcomes (%)



ILP/TLP Outcomes (%)



Incentives Earned (Points)





Performance-Based Placement Measures

RBWO Provider GA+SCORECARD - ILP/TLP

Report Quarter: Q3 FY2018

| Provider/Program Name: Center for Children and Young Adults, The - Connections ILP (5220) - CCI | | | | |
|--|----------------------------------|--------------------------------------|--------------------------------|-----------------------------------|
| 2121 Windy Hill Rd., Marietta, GA 30060 | | Quarterly Scores (Grades) | | Current Quarter Score (Grade) |
| Phone: 770-485-1625 | | Q1: 80.73 (B-) | Q2: 82.89 (B-) | 90.49% (A-) |
| Vendor ID# 138975 | | Q3: 90.49 (A-) | Q4: N/A | |
| Program Census Information: | | # Children in Care During Quarter: 5 | # Placements During Quarter: 5 | # Children in Care On Last Day: 4 |
| | Avg Performance All ILP/TLPs (%) | Provider Performance (%)* | Possible Points (Weight) | Provider Points Earned |
| OPM Monitoring Reviews | | | | |
| Annual Comprehensive Reviews | 84% | Not Yet Conducted | | |
| Safety Reviews | 93% | 93% | 5 | 4.67 |
| Monitoring Sub-Total | | | 5 | 4.67 |
| ILP/TLP Safety Outcomes | | | | |
| Incidence of Maltreatment | 0.00% | Not Eligible | | |
| Staff Training/Foundations | 89% | 100% | 6.5 | 6.50 |
| Staff Safety Checks | 95% | 100% | 6.5 | 6.50 |
| Safety Sub-Total | | | 13 | 13.00 |
| ILP/TLP Permanency Outcomes | | | | |
| Placement Stability | 93% | 100% | 3 | 3.00 |
| Permanency Sub-Total | | | 3 | 3.00 |
| ILP/TLP Well-Being Outcomes | | | | |
| EPSDT Medical Visits | 82% | 100% | 7 | 7.00 |
| EPSDT Dental Visits | 76% | 25% | 7 | 1.75 |
| Academic Supports | 57% | Not Eligible | | |
| Provider ECEM Visits | 88% | Not Eligible | N/A | |
| Placements with Siblings | No Data | 25% | Not Scored | Not Scored |
| Placements within Legal County | 24% | Not Eligible | Not Scored | Not Scored |
| Well-Being Sub-Total | | | 14 | 8.75 |
| ILP/TLP Specialty Outcomes | | | | |
| Academic/Career Development | 77% | 100% | 25 | 25.00 |
| Ind Living Skills Provision | 73% | Not Eligible | N/A | |
| Financial Independence | 53% | 62% | 12.5 | 7.75 |
| Community Connections | 66% | 50% | 12.5 | 6.25 |
| WTLP/Life Coach | 82% | Not Eligible | N/A | |
| Specialty Sub-Total | | | 50 | 39.00 |
| *Performance calculation descriptions can be found in the FY 2018 RBWO PBP Measurements and Standards Guide. | | | | |

Monitoring & Outcomes: Possible Points = 85

Points Earned = 68.42



Performance-Based Placement Measures

RBWO Provider GA+SCORECARD - ILP/TLP

Report Quarter: Q3 FY2018

| | |
|---------------------------------------|------------------|
| Score Before Incentives Credit | 80.49% |
| Incentives Awarded | 10.00 pts |
| PBP Verification | N/A pts |
| Total Score | 90.49% |

Provider/Program Name: Center for Children and Young Adults, The - Connections ILP (5220) - CCI

| Program Census Information: | | # Children in Care During Quarter: 5 | # Placements During Quarter: 5 | # Children in Care On Last Day: 4 |
|---|---------------------------------------|--------------------------------------|--------------------------------|-----------------------------------|
| ILP/TLP Incentive Credits | Avg Performance All ILP/TLPs (Points) | Provider Performance (%)* | Possible Points (Weight) | Provider Points Earned |
| No DJJ or DOC Involvement | | 100% | 5 | 5.00 |
| Extended Foster Care Services | | Not Eligible | 5 | |
| Positive Permanency Connections | | 0% | 5 | 0.00 |
| High School Graduation/College Participation/Professional Certification | | 100% | 20 | 20.00 |
| Part-Time Employment with Medical Benefits | | 0% | 20 | 0.00 |
| Living Arrangements at Discharge | | 0% | 20 | 0.00 |
| Additional Academic Supports | | Not Eligible | 2 | |
| Additional IL Skills Provision | | 0% | 5 | 0.00 |
| Active Agency Accreditation | | 0% | 4 | 0.00 |
| Staff Clinical Licensure | | 0% | 5 | 0.00 |
| Incentives Total | 12.61 | | 91 | 25.00 |

*Performance calculation descriptions can be found in the FY 2018 RBWO PBP Measurements and Standards Guide.

Child Protective Services Investigations and Dispositions

The following investigations data, which is not used for scoring but is considered significant to a provider's performance, is from Georgia SHINES and is not considered final or complete until the end of the fiscal year.

| | | |
|-----------------------------------|---|--|
| Total Reports: | 0 | |
| Number Screened In: | 0 | |
| Number Screened Out: | 0 | |
| Number Substantiated: | 0 | |
| Number Unsubstantiated: | 0 | |
| Number Active CPS Investigations: | 0 | |



Performance-Based Placement Measures RBWO Provider GA+SCORECARD - ILP/TLP

Report Quarter: Q3 FY2018

Provider/Program Name: Center for Children and Young Adults, The - Life Works TLP (580) - CCI

2221 Austell Rd., Marietta, GA 30008

Phone: 770-485-1625

Vendor ID# 35263

Quarterly Scores (Grades)

Q1: 69.47 (D+)

Q2: 100.71 (A+)

Q3: 102.75 (A+)

Q4: N/A

Current Quarter Score (Grade)

102.75%
(A+)

Program Census Information:

Children in Care During
Quarter: 30

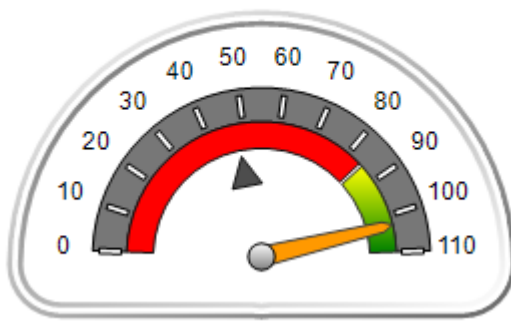
Placements During
Quarter: 30

Children in Care On Last
Day: 20

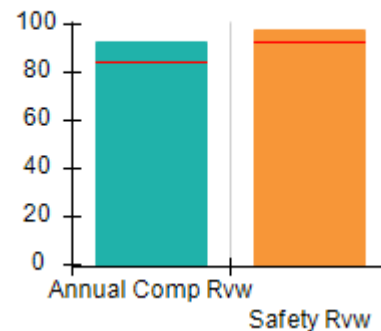
Quarterly Provider Comparisons to All ILP/TLPs

▼ — indicates average for all ILP/TLPs

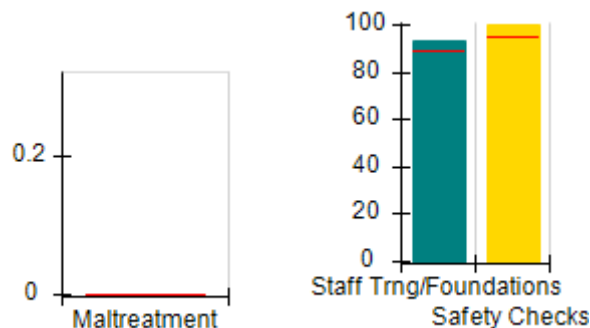
Overall Score (%)



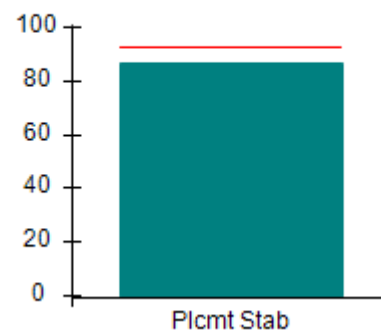
OPM Monitoring Reviews (%)



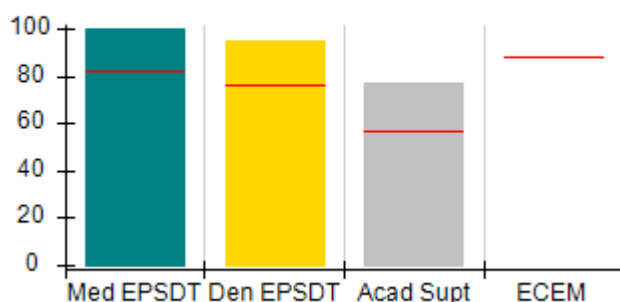
Safety Outcomes (%)



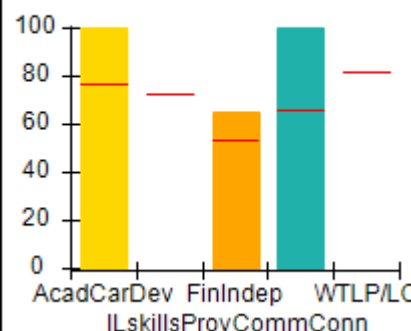
Permanency Outcomes (%)



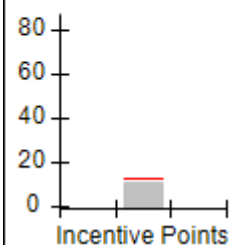
Well-Being Outcomes (%)



ILP/TLP Outcomes (%)



Incentives Earned (Points)





Performance-Based Placement Measures
RBWO Provider GA+SCORECARD - ILP/TLP

Report Quarter: Q3 FY2018

| Provider/Program Name: Center for Children and Young Adults, The - Life Works TLP (580) - CCI | | | | |
|--|----------------------------------|---------------------------------------|---------------------------------|------------------------------------|
| 2221 Austell Rd., Marietta, GA 30008 | | Quarterly Scores (Grades) | | Current Quarter Score (Grade) |
| Phone: 770-485-1625 | | Q1: 69.47 (D+) | Q2: 100.71 (A+) | 102.75% (A+) |
| Vendor ID# 35263 | | Q3: 102.75 (A+) | Q4: N/A | |
| Program Census Information: | | # Children in Care During Quarter: 30 | # Placements During Quarter: 30 | # Children in Care On Last Day: 20 |
| | Avg Performance All ILP/TLPs (%) | Provider Performance (%)* | Possible Points (Weight) | Provider Points Earned |
| OPM Monitoring Reviews | | | | |
| Annual Comprehensive Reviews | 84% | 93% | 15 | 13.91 |
| Safety Reviews | 93% | 98% | 5 | 4.88 |
| Monitoring Sub-Total | | | 20 | 18.79 |
| ILP/TLP Safety Outcomes | | | | |
| Incidence of Maltreatment | 0.00% | No Substantiated Reports | 3 | 3.00 |
| Staff Training/Foundations | 89% | 93% | 5 | 4.65 |
| Staff Safety Checks | 95% | 100% | 5 | 5.00 |
| Safety Sub-Total | | | 13 | 12.65 |
| ILP/TLP Permanency Outcomes | | | | |
| Placement Stability | 93% | 87% | 3 | 2.61 |
| Permanency Sub-Total | | | 3 | 2.61 |
| ILP/TLP Well-Being Outcomes | | | | |
| EPSDT Medical Visits | 82% | 100% | 5.6 | 5.60 |
| EPSDT Dental Visits | 76% | 95% | 5.6 | 5.32 |
| Academic Supports | 57% | 77% | 2.8 | 2.16 |
| Provider ECEM Visits | 88% | Not Eligible | N/A | |
| Placements with Siblings | No Data | 64% | Not Scored | Not Scored |
| Placements within Legal County | 24% | 27% | Not Scored | Not Scored |
| Well-Being Sub-Total | | | 14 | 13.08 |
| ILP/TLP Specialty Outcomes | | | | |
| Academic/Career Development | 77% | 100% | 25 | 25.00 |
| Ind Living Skills Provision | 73% | Not Eligible | N/A | |
| Financial Independence | 53% | 65% | 12.5 | 8.13 |
| Community Connections | 66% | 100% | 12.5 | 12.50 |
| WTLP/Life Coach | 82% | Not Eligible | N/A | |
| Specialty Sub-Total | | | 50 | 45.63 |
| *Performance calculation descriptions can be found in the FY 2018 RBWO PBP Measurements and Standards Guide. | | | | |



Performance-Based Placement Measures

RBWO Provider GA+SCORECARD - ILP/TLP

Report Quarter: Q3 FY2018

| | | |
|---------------------------------------|------------------------------|------------------------------|
| Monitoring & Outcomes: | Possible Points = 100 | Points Earned = 92.75 |
| Score Before Incentives Credit | | 92.75% |
| Incentives Awarded | | 10.00 pts |
| PBP Verification | | N/A pts |
| Total Score | | 102.75% |

Provider/Program Name: Center for Children and Young Adults, The - Life Works TLP (580) - CCI

| Program Census Information: | | # Children in Care During Quarter: 30 | # Placements During Quarter: 30 | # Children in Care On Last Day: 20 |
|---|---------------------------------------|---------------------------------------|---------------------------------|------------------------------------|
| ILP/TLP Incentive Credits | Avg Performance All ILP/TLPs (Points) | Provider Performance (%)* | Possible Points (Weight) | Provider Points Earned |
| No DJJ or DOC Involvement | | 100% | 5 | 5.00 |
| Extended Foster Care Services | | 33% | 5 | 1.65 |
| Positive Permanency Connections | | 0% | 5 | 0.00 |
| High School Graduation/College Participation/Professional Certification | | 5% | 20 | 1.00 |
| Part-Time Employment with Medical Benefits | | 0% | 20 | 0.00 |
| Living Arrangements at Discharge | | 0% | 20 | 0.00 |
| Additional Academic Supports | | 39% | 2 | 0.78 |
| Additional IL Skills Provision | | 50% | 5 | 2.50 |
| Active Agency Accreditation | | 0% | 4 | 0.00 |
| Staff Clinical Licensure | | 0% | 5 | 0.00 |
| Incentives Total | 12.61 | | 91 | 10.93 |

*Performance calculation descriptions can be found in the FY 2018 RBWO PBP Measurements and Standards Guide.

Child Protective Services Investigations and Dispositions

The following investigations data, which is not used for scoring but is considered significant to a provider's performance, is from Georgia SHINES and is not considered final or complete until the end of the fiscal year.

| | |
|-----------------------------------|---|
| Total Reports: | 0 |
| Number Screened In: | 0 |
| Number Screened Out: | 0 |
| Number Substantiated: | 0 |
| Number Unsubstantiated: | 0 |
| Number Active CPS Investigations: | 0 |



Performance-Based Placement Measures RBWO Provider GA+SCORECARD - ILP/TLP

Report Quarter: Q3 FY2018

Provider/Program Name: Champion House - (5212) - CCI

1841 Woodside Court, Jonesboro, GA 30236

Phone: 770-286-7072

Vendor ID# 135122

Quarterly Scores (Grades)

Q1: 67.92 (D+)

Q2: 66.23 (D)

Q3: 78.58 (C+)

Q4: N/A

Current Quarter Score
(Grade)

78.58%

(C+)

Program Census Information:

Children in Care During
Quarter: 5

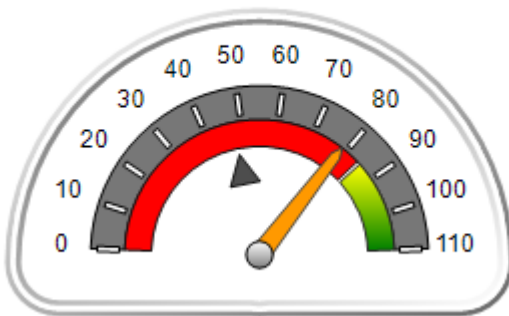
Placements During
Quarter: 5

Children in Care On Last
Day: 0

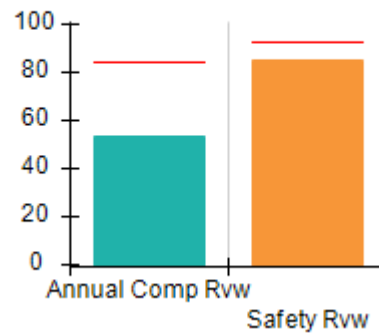
Quarterly Provider Comparisons to All ILP/TLPs

▼ indicates average for all ILP/TLPs

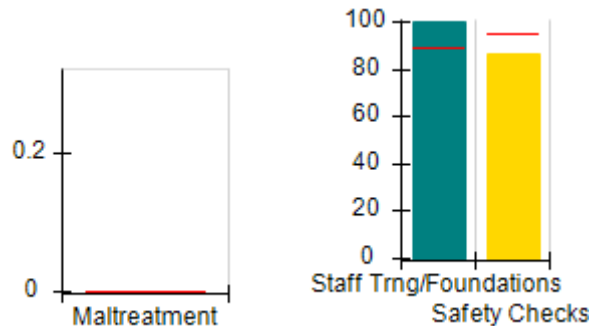
Overall Score (%)



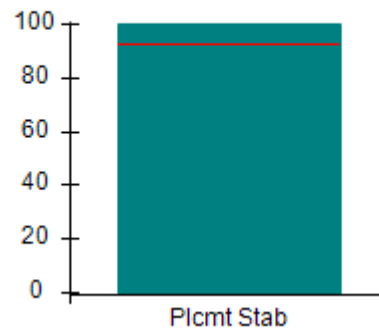
OPM Monitoring Reviews (%)



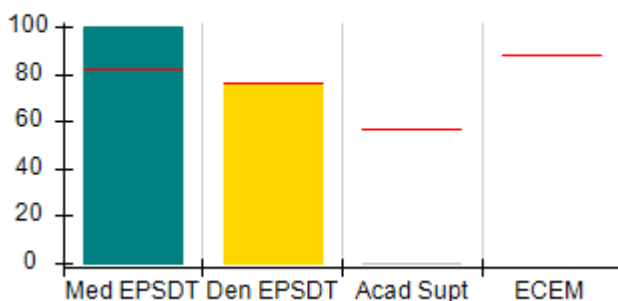
Safety Outcomes (%)



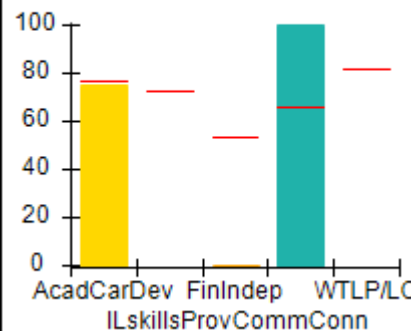
Permanency Outcomes (%)



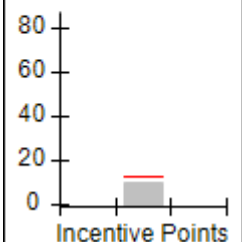
Well-Being Outcomes (%)



ILP/TLP Outcomes (%)



Incentives
Earned
(Points)





Performance-Based Placement Measures RBWO Provider GA+SCORECARD - ILP/TLP

Report Quarter: Q3 FY2018

| Provider/Program Name: Champion House - (5212) - CCI | | | | |
|--|----------------------------------|--------------------------------------|--------------------------------|-----------------------------------|
| 1841 Woodside Court, Jonesboro, GA 30236 | | Quarterly Scores (Grades) | | Current Quarter Score (Grade) |
| Phone: 770-286-7072 | | Q1: 67.92 (D+) | Q2: 66.23 (D) | 78.58% (C+) |
| Vendor ID# 135122 | | Q3: 78.58 (C+) | Q4: N/A | |
| Program Census Information: | | # Children in Care During Quarter: 5 | # Placements During Quarter: 5 | # Children in Care On Last Day: 0 |
| | Avg Performance All ILP/TLPs (%) | Provider Performance (%)* | Possible Points (Weight) | Provider Points Earned |
| OPM Monitoring Reviews | | | | |
| Annual Comprehensive Reviews | 84% | 53% | 15 | 7.97 |
| Safety Reviews | 93% | 85% | 5 | 4.26 |
| Monitoring Sub-Total | | | 20 | 12.23 |
| ILP/TLP Safety Outcomes | | | | |
| Incidence of Maltreatment | 0.00% | No Substantiated Reports | 3 | 3.00 |
| Staff Training/Foundations | 89% | 100% | 5 | 5.00 |
| Staff Safety Checks | 95% | 86% | 5 | 4.30 |
| Safety Sub-Total | | | 13 | 12.30 |
| ILP/TLP Permanency Outcomes | | | | |
| Placement Stability | 93% | 100% | 3 | 3.00 |
| Permanency Sub-Total | | | 3 | 3.00 |
| ILP/TLP Well-Being Outcomes | | | | |
| EPSDT Medical Visits | 82% | 100% | 5.6 | 5.60 |
| EPSDT Dental Visits | 76% | 75% | 5.6 | 4.20 |
| Academic Supports | 57% | 0% | 2.8 | 0.00 |
| Provider ECEM Visits | 88% | Not Eligible | N/A | |
| Placements with Siblings | No Data | Not Eligible | Not Scored | Not Scored |
| Placements within Legal County | 24% | Not Eligible | Not Scored | Not Scored |
| Well-Being Sub-Total | | | 14 | 9.80 |
| ILP/TLP Specialty Outcomes | | | | |
| Academic/Career Development | 77% | 75% | 25 | 18.75 |
| Ind Living Skills Provision | 73% | Not Eligible | N/A | |
| Financial Independence | 53% | 0% | 12.5 | 0.00 |
| Community Connections | 66% | 100% | 12.5 | 12.50 |
| WTLP/Life Coach | 82% | Not Eligible | N/A | |
| Specialty Sub-Total | | | 50 | 31.25 |

*Performance calculation descriptions can be found in the FY 2018 RBWO PBP Measurements and Standards Guide.

Monitoring & Outcomes: Possible Points = 100
Points Earned = 68.58



Performance-Based Placement Measures

RBWO Provider GA+SCORECARD - ILP/TLP

Report Quarter: Q3 FY2018

| | |
|---------------------------------------|------------------|
| Score Before Incentives Credit | 68.58% |
| Incentives Awarded | 10.00 pts |
| PBP Verification | N/A pts |
| Total Score | 78.58% |

| Provider/Program Name: Champion House - (5212) - CCI | | | | |
|---|---------------------------------------|--------------------------------------|--------------------------------|-----------------------------------|
| Program Census Information: | | # Children in Care During Quarter: 5 | # Placements During Quarter: 5 | # Children in Care On Last Day: 0 |
| ILP/TLP Incentive Credits | Avg Performance All ILP/TLPs (Points) | Provider Performance (%)* | Possible Points (Weight) | Provider Points Earned |
| No DJJ or DOC Involvement | | 100% | 5 | 5.00 |
| Extended Foster Care Services | | 100% | 5 | 5.00 |
| Positive Permanency Connections | | Not Eligible | 5 | |
| High School Graduation/College Participation/Professional Certification | | 0% | 20 | 0.00 |
| Part-Time Employment with Medical Benefits | | 0% | 20 | 0.00 |
| Living Arrangements at Discharge | | 0% | 20 | 0.00 |
| Additional Academic Supports | | 0% | 2 | 0.00 |
| Additional IL Skills Provision | | 0% | 5 | 0.00 |
| Active Agency Accreditation | | 0% | 4 | 0.00 |
| Staff Clinical Licensure | | 0% | 5 | 0.00 |
| Incentives Total | 12.61 | | 91 | 10.00 |

*Performance calculation descriptions can be found in the FY 2018 RBWO PBP Measurements and Standards Guide.

| Child Protective Services Investigations and Dispositions | | |
|--|---|--|
| The following investigations data, which is not used for scoring but is considered significant to a provider's performance, is from Georgia SHINES and is not considered final or complete until the end of the fiscal year. | | |
| Total Reports: | 0 | |
| Number Screened In: | 0 | |
| Number Screened Out: | 0 | |
| Number Substantiated: | 0 | |
| Number Unsubstantiated: | 0 | |
| Number Active CPS Investigations: | 0 | |



Performance-Based Placement Measures

RBWO Provider GA+SCORECARD - ILP/TLP

Report Quarter: Q3 FY2018

Provider/Program Name: CHRIS 180 Inc. - Summit Trail Boys ILP (4675) - CCI

2045 Graham Circle, Atlanta, GA 30316

Phone: 470-606-4156

Vendor ID# 35283

Quarterly Scores (Grades)

Q1: 71.11 (C-)

Q2: 80.41 (B-)

Q3: 88.74 (B+)

Q4: N/A

Current Quarter Score (Grade)

88.74%

(B+)

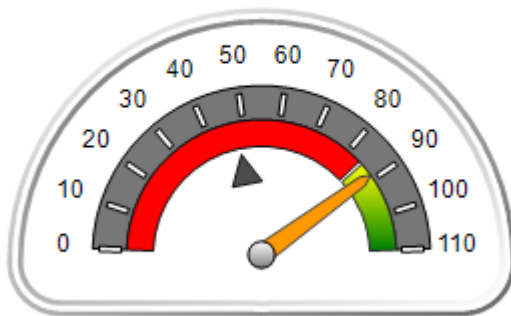
Program Census Information:

Children in Care During
Quarter: 8# Placements During
Quarter: 9# Children in Care On Last
Day: 6

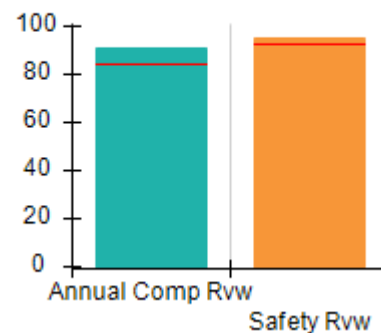
Quarterly Provider Comparisons to All ILP/TLPs

indicates average for all ILP/TLPs

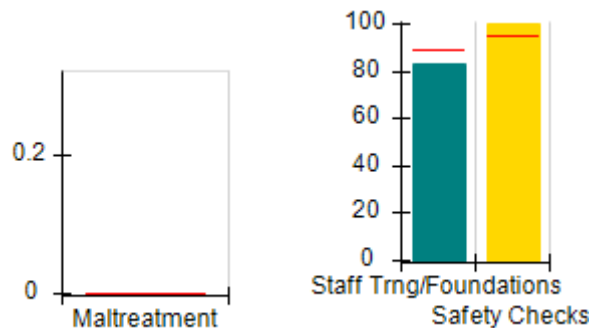
Overall Score (%)



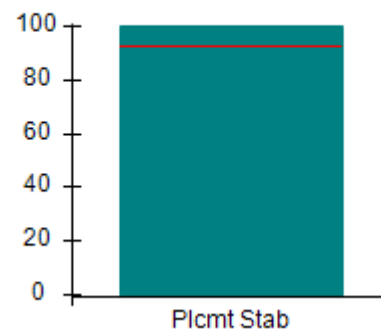
OPM Monitoring Reviews (%)



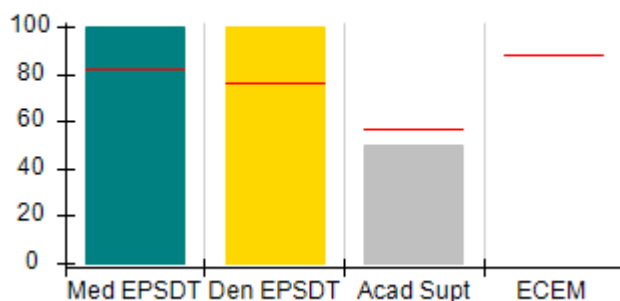
Safety Outcomes (%)



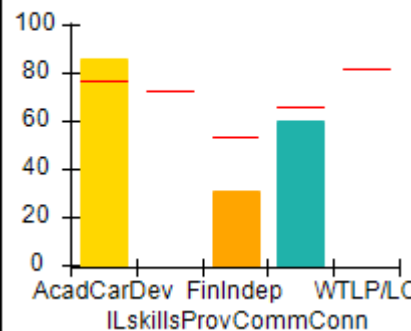
Permanency Outcomes (%)



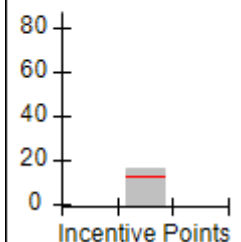
Well-Being Outcomes (%)



ILP/TLP Outcomes (%)



Incentives Earned (Points)





Performance-Based Placement Measures
RBWO Provider GA+SCORECARD - ILP/TLP

Report Quarter: Q3 FY2018

| | | | | |
|--|---|--------------------------------------|---------------------------------|--------------------------------------|
| Provider/Program Name: CHRIS 180 Inc. - Summit Trail Boys ILP (4675) - CCI | | | | |
| 2045 Graham Circle, Atlanta, GA 30316 | | Quarterly Scores (Grades) | | Current Quarter Score (Grade) |
| Phone: 470-606-4156 | | Q1: 71.11 (C-) | Q2: 80.41 (B-) | 88.74% (B+) |
| Vendor ID# 35283 | | Q3: 88.74 (B+) | Q4: N/A | |
| Program Census Information: | | # Children in Care During Quarter: 8 | # Placements During Quarter: 9 | # Children in Care On Last Day: 6 |
| | Avg Performance All ILP/TLPs (%) | Provider Performance (%)* | Possible Points (Weight) | Provider Points Earned |
| OPM Monitoring Reviews | | | | |
| Annual Comprehensive Reviews | 84% | 91% | 15 | 13.61 |
| Safety Reviews | 93% | 95% | 5 | 4.76 |
| Monitoring Sub-Total | | | 20 | 18.37 |
| ILP/TLP Safety Outcomes | | | | |
| Incidence of Maltreatment | 0.00% | Not Eligible | | |
| Staff Training/Foundations | 89% | 83% | 6.5 | 5.40 |
| Staff Safety Checks | 95% | 100% | 6.5 | 6.50 |
| Safety Sub-Total | | | 13 | 11.90 |
| ILP/TLP Permanency Outcomes | | | | |
| Placement Stability | 93% | 100% | 3 | 3.00 |
| Permanency Sub-Total | | | 3 | 3.00 |
| ILP/TLP Well-Being Outcomes | | | | |
| EPSDT Medical Visits | 82% | 100% | 5.6 | 5.60 |
| EPSDT Dental Visits | 76% | 100% | 5.6 | 5.60 |
| Academic Supports | 57% | 50% | 2.8 | 1.40 |
| Provider ECEM Visits | 88% | Not Eligible | N/A | |
| Placements with Siblings | No Data | Not Eligible | Not Scored | Not Scored |
| Placements within Legal County | 24% | 33% | Not Scored | Not Scored |
| Well-Being Sub-Total | | | 14 | 12.60 |
| ILP/TLP Specialty Outcomes | | | | |
| Academic/Career Development | 77% | 86% | 25 | 21.50 |
| Ind Living Skills Provision | 73% | Not Eligible | N/A | |
| Financial Independence | 53% | 31% | 12.5 | 3.88 |
| Community Connections | 66% | 60% | 12.5 | 7.50 |
| WTLPL/Life Coach | 82% | Not Eligible | N/A | |
| Specialty Sub-Total | | | 50 | 32.88 |
| *Performance calculation descriptions can be found in the FY 2018 RBWO PBP Measurements and Standards Guide. | | | | |

Monitoring & Outcomes: Possible Points = 100

Points Earned = 78.74



Performance-Based Placement Measures

RBWO Provider GA+SCORECARD - ILP/TLP

Report Quarter: Q3 FY2018

| | |
|---------------------------------------|------------------|
| Score Before Incentives Credit | 78.74% |
| Incentives Awarded | 10.00 pts |
| PBP Verification | N/A pts |
| Total Score | 88.74% |

| Provider/Program Name: CHRIS 180 Inc. - Summit Trail Boys ILP (4675) - CCI | | | | |
|--|--|---|-----------------------------------|--------------------------------------|
| Program Census Information: | | # Children in Care During Quarter: 8 | # Placements During Quarter: 9 | # Children in Care On Last Day: 6 |
| ILP/TLP Incentive Credits | Avg Performance All ILP/TLPs (Points) | Provider Performance (%)* | Possible Points (Weight) | Provider Points Earned |
| No DJJ or DOC Involvement | | 71% | 5 | 3.55 |
| Extended Foster Care Services | | Not Eligible | 5 | |
| Positive Permanency Connections | | 0% | 5 | 0.00 |
| High School Graduation/College Participation/Professional Certification | | 40% | 20 | 8.00 |
| Part-Time Employment with Medical Benefits | | 0% | 20 | 0.00 |
| Living Arrangements at Discharge | | 0% | 20 | 0.00 |
| Additional Academic Supports | | 0% | 2 | 0.00 |
| Additional IL Skills Provision | | 50% | 5 | 2.50 |
| Active Agency Accreditation | | 50% | 4 | 2.00 |
| Staff Clinical Licensure | | 10% | 5 | 0.50 |
| Incentives Total | 12.61 | | 91 | 16.55 |
| *Performance calculation descriptions can be found in the FY 2018 RBWO PBP Measurements and Standards Guide. | | | | |

| Child Protective Services Investigations and Dispositions | | |
|--|---|--|
| The following investigations data, which is not used for scoring but is considered significant to a provider's performance, is from Georgia SHINES and is not considered final or complete until the end of the fiscal year. | | |
| Total Reports: | 0 | |
| Number Screened In: | 0 | |
| Number Screened Out: | 0 | |
| Number Substantiated: | 0 | |
| Number Unsubstantiated: | 0 | |
| Number Active CPS Investigations: | 0 | |



Performance-Based Placement Measures RBWO Provider GA+SCORECARD - ILP/TLP

Report Quarter: Q3 FY2018

Provider/Program Name: CHRIS 180 Inc. - Summit Trail Girls ILP (4674) - CCI

2045 Graham Circle, Atlanta, GA 30316

Phone: 404-327-5820

Vendor ID# 35279

Quarterly Scores (Grades)

Q1: 47.72 (F)

Q2: 89.31 (B+)

Q3: 106.56 (A+)

Q4: N/A

Current Quarter Score (Grade)

106.56%

(A+)

Program Census Information:

Children in Care During
Quarter: 4

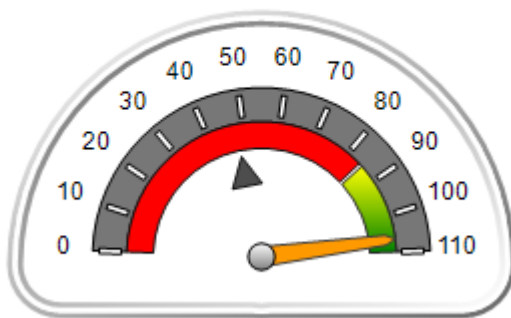
Placements During
Quarter: 4

Children in Care On Last
Day: 1

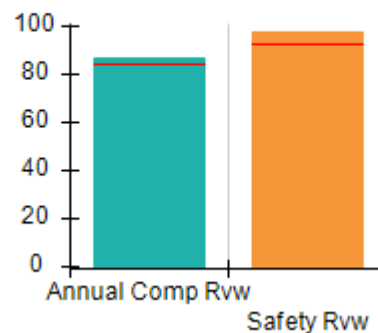
Quarterly Provider Comparisons to All ILP/TLPs

▼ indicates average for all ILP/TLPs

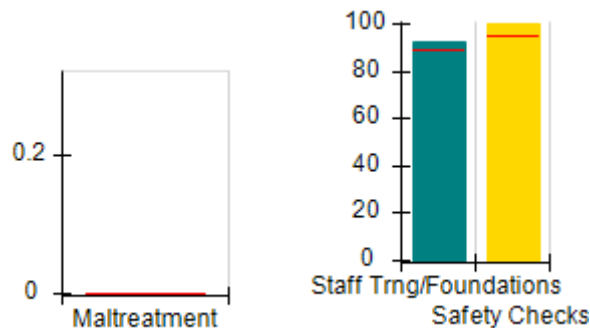
Overall Score (%)



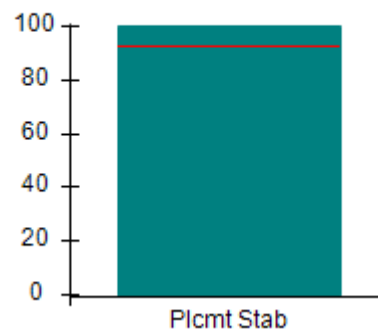
OPM Monitoring Reviews (%)



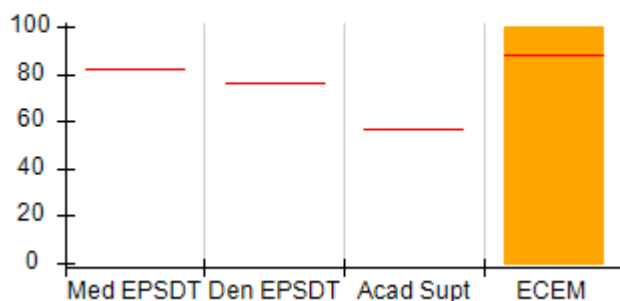
Safety Outcomes (%)



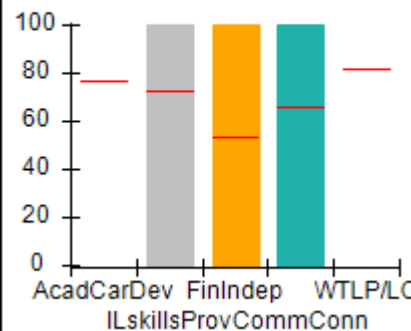
Permanency Outcomes (%)



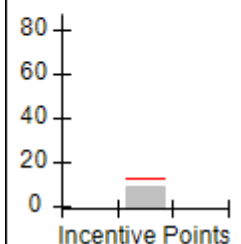
Well-Being Outcomes (%)



ILP/TLP Outcomes (%)



Incentives Earned (Points)





Performance-Based Placement Measures

RBWO Provider GA+SCORECARD - ILP/TLP

Report Quarter: Q3 FY2018

| | | | | |
|--|---|--------------------------------------|---------------------------------|--------------------------------------|
| Provider/Program Name: CHRIS 180 Inc. - Summit Trail Girls ILP (4674) - CCI | | | | |
| 2045 Graham Circle, Atlanta, GA 30316 | | Quarterly Scores (Grades) | | Current Quarter Score (Grade) |
| Phone: 404-327-5820 | | Q1: 47.72 (F) | Q2: 89.31 (B+) | 106.56% |
| Vendor ID# 35279 | | Q3: 106.56 (A+) | Q4: N/A | (A+) |
| Program Census Information: | | # Children in Care During Quarter: 4 | # Placements During Quarter: 4 | # Children in Care On Last Day: 1 |
| | Avg Performance All ILP/TLPs (%) | Provider Performance (%)* | Possible Points (Weight) | Provider Points Earned |
| OPM Monitoring Reviews | | | | |
| Annual Comprehensive Reviews | 84% | 87% | 15 | 12.98 |
| Safety Reviews | 93% | 98% | 5 | 4.88 |
| Monitoring Sub-Total | | | 20 | 17.86 |
| ILP/TLP Safety Outcomes | | | | |
| Incidence of Maltreatment | 0.00% | No Substantiated Reports | 3 | 3.00 |
| Staff Training/Foundations | 89% | 92% | 5 | 4.60 |
| Staff Safety Checks | 95% | 100% | 5 | 5.00 |
| Safety Sub-Total | | | 13 | 12.60 |
| ILP/TLP Permanency Outcomes | | | | |
| Placement Stability | 93% | 100% | 3 | 3.00 |
| Permanency Sub-Total | | | 3 | 3.00 |
| ILP/TLP Well-Being Outcomes | | | | |
| EPSDT Medical Visits | 82% | Not Eligible | | |
| EPSDT Dental Visits | 76% | Not Eligible | | |
| Academic Supports | 57% | Not Eligible | | |
| Provider ECEM Visits | 88% | 100% | 14 | 14.00 |
| Placements with Siblings | No Data | 0% | Not Scored | Not Scored |
| Placements within Legal County | 24% | 50% | Not Scored | Not Scored |
| Well-Being Sub-Total | | | 14 | 14.00 |
| ILP/TLP Specialty Outcomes | | | | |
| Academic/Career Development | 77% | Not Eligible | | |
| Ind Living Skills Provision | 73% | 100% | 30 | 30.00 |
| Financial Independence | 53% | 100% | 10 | 10.00 |
| Community Connections | 66% | 100% | 10 | 10.00 |
| WTLP/Life Coach | 82% | Not Eligible | | |
| Specialty Sub-Total | | | 50 | 50.00 |

*Performance calculation descriptions can be found in the FY 2018 RBWO PBP Measurements and Standards Guide.

Monitoring & Outcomes: Possible Points = 100**Points Earned = 97.46**



Performance-Based Placement Measures

RBWO Provider GA+SCORECARD - ILP/TLP

Report Quarter: Q3 FY2018

| | |
|---------------------------------------|------------------|
| Score Before Incentives Credit | 97.46% |
| Incentives Awarded | 09.10 pts |
| PBP Verification | N/A pts |
| Total Score | 106.56% |

| Provider/Program Name: CHRIS 180 Inc. - Summit Trail Girls ILP (4674) - CCI | | | | |
|--|---------------------------------------|--------------------------------------|--------------------------------|-----------------------------------|
| Program Census Information: | | # Children in Care During Quarter: 4 | # Placements During Quarter: 4 | # Children in Care On Last Day: 1 |
| ILP/TLP Incentive Credits | Avg Performance All ILP/TLPs (Points) | Provider Performance (%)* | Possible Points (Weight) | Provider Points Earned |
| No DJJ or DOC Involvement | | Not Eligible | 5 | |
| Extended Foster Care Services | | Not Eligible | 5 | |
| Positive Permanency Connections | | Not Eligible | 5 | |
| High School Graduation/College Participation/Professional Certification | | Not Eligible | 20 | |
| Part-Time Employment with Medical Benefits | | 0% | 20 | 0.00 |
| Living Arrangements at Discharge | | 33% | 20 | 6.60 |
| Additional Academic Supports | | Not Eligible | 2 | |
| Additional IL Skills Provision | | Not Eligible | 5 | |
| Active Agency Accreditation | | 50% | 4 | 2.00 |
| Staff Clinical Licensure | | 10% | 5 | 0.50 |
| Incentives Total | 12.61 | | 91 | 9.10 |
| *Performance calculation descriptions can be found in the FY 2018 RBWO PBP Measurements and Standards Guide. | | | | |

| Child Protective Services Investigations and Dispositions | | |
|--|---|--|
| The following investigations data, which is not used for scoring but is considered significant to a provider's performance, is from Georgia SHINES and is not considered final or complete until the end of the fiscal year. | | |
| Total Reports: | 0 | |
| Number Screened In: | 0 | |
| Number Screened Out: | 0 | |
| Number Substantiated: | 0 | |
| Number Unsubstantiated: | 0 | |
| Number Active CPS Investigations: | 0 | |



DHS, DFCS, Office of Provider Management
Performance-Based Placement Measures
RBWO Provider GA+SCORECARD - ILP/TLP
Report Quarter: Q3 FY2018



Error: Subreport could not be shown.



DHS, DFCS, Office of Provider Management
Performance-Based Placement Measures
RBWO Provider GA+SCORECARD - ILP/TLP
Report Quarter: Q3 FY2018



Error: Subreport could not be shown.



Performance-Based Placement Measures

RBWO Provider GA+SCORECARD - ILP/TLP

Report Quarter: Q3 FY2018

Provider/Program Name: Elks Aidmore Children's Center - ILP (5233) - CCI

1105 Lake Point Ln., Stone Mountain, GA 30088

Phone: 770-483-3535

Vendor ID# 144120

Quarterly Scores (Grades)

Q1: 64.62 (D)

Q2: 101.48 (A+)

Q3: 103.87 (A+)

Q4: N/A

Current Quarter Score (Grade)

103.87%

(A+)

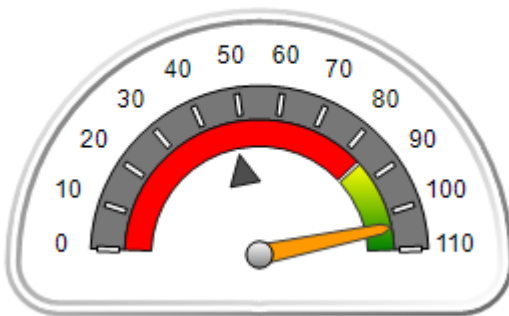
Program Census Information:

Children in Care During
Quarter: 3# Placements During
Quarter: 3# Children in Care On Last
Day: 3

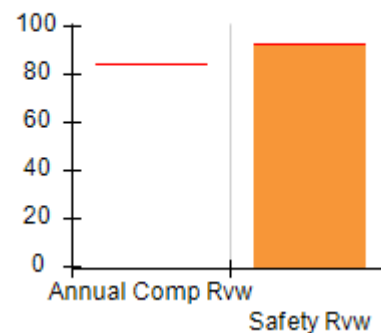
Quarterly Provider Comparisons to All ILP/TLPs

indicates average for all ILP/TLPs

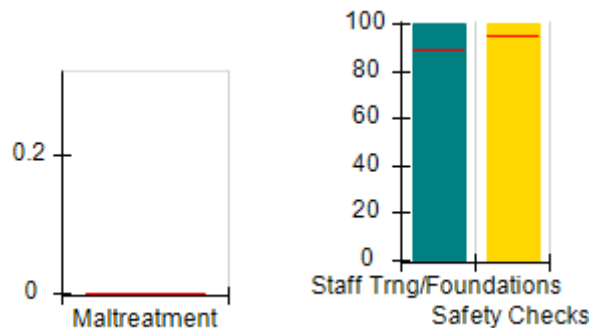
Overall Score (%)



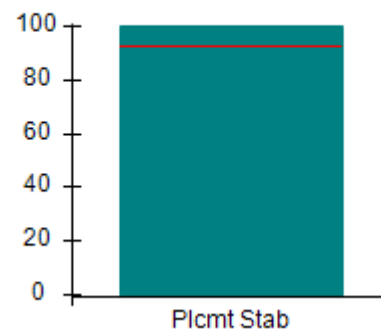
OPM Monitoring Reviews (%)



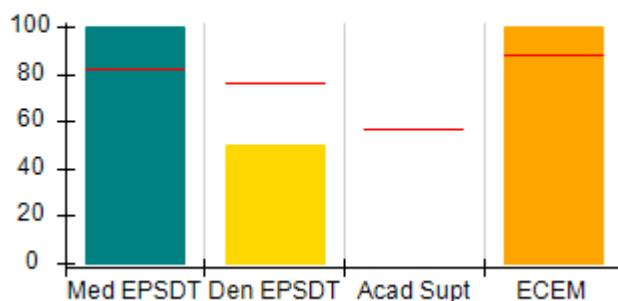
Safety Outcomes (%)



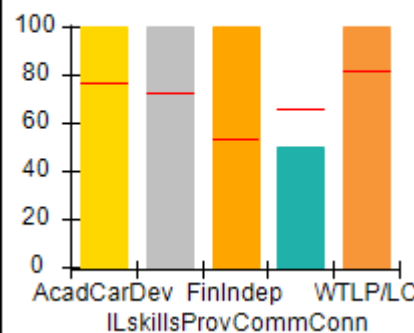
Permanency Outcomes (%)



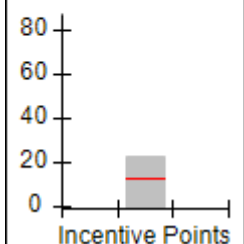
Well-Being Outcomes (%)



ILP/TLP Outcomes (%)



Incentives Earned (Points)





Performance-Based Placement Measures
RBWO Provider GA+SCORECARD - ILP/TLP

Report Quarter: Q3 FY2018

| Provider/Program Name: Elks Aidmore Children's Center - ILP (5233) - CCI | | | | |
|--|----------------------------------|--------------------------------------|--------------------------------|-----------------------------------|
| 1105 Lake Point Ln., Stone Mountain, GA 30088 | | Quarterly Scores (Grades) | | Current Quarter Score (Grade) |
| Phone: 770-483-3535 | | Q1: 64.62 (D) | Q2: 101.48 (A+) | 103.87% (A+) |
| Vendor ID# 144120 | | Q3: 103.87 (A+) | Q4: N/A | |
| Program Census Information: | | # Children in Care During Quarter: 3 | # Placements During Quarter: 3 | # Children in Care On Last Day: 3 |
| | Avg Performance All ILP/TLPs (%) | Provider Performance (%)* | Possible Points (Weight) | Provider Points Earned |
| OPM Monitoring Reviews | | | | |
| Annual Comprehensive Reviews | 84% | Not Yet Conducted | | |
| Safety Reviews | 93% | 93% | 5 | 4.63 |
| Monitoring Sub-Total | | | 5 | 4.63 |
| ILP/TLP Safety Outcomes | | | | |
| Incidence of Maltreatment | 0.00% | Not Eligible | | |
| Staff Training/Foundations | 89% | 100% | 6.5 | 6.50 |
| Staff Safety Checks | 95% | 100% | 6.5 | 6.50 |
| Safety Sub-Total | | | 13 | 13.00 |
| ILP/TLP Permanency Outcomes | | | | |
| Placement Stability | 93% | 100% | 3 | 3.00 |
| Permanency Sub-Total | | | 3 | 3.00 |
| ILP/TLP Well-Being Outcomes | | | | |
| EPSDT Medical Visits | 82% | 100% | 4.7 | 4.67 |
| EPSDT Dental Visits | 76% | 50% | 4.7 | 2.33 |
| Academic Supports | 57% | Not Eligible | | |
| Provider ECEM Visits | 88% | 100% | 4.7 | 4.67 |
| Placements with Siblings | No Data | Not Eligible | Not Scored | Not Scored |
| Placements within Legal County | 24% | 0% | Not Scored | Not Scored |
| Well-Being Sub-Total | | | 14 | 11.67 |
| ILP/TLP Specialty Outcomes | | | | |
| Academic/Career Development | 77% | 100% | 10 | 10.00 |
| Ind Living Skills Provision | 73% | 100% | 15 | 15.00 |
| Financial Independence | 53% | 100% | 5 | 5.00 |
| Community Connections | 66% | 50% | 5 | 2.50 |
| WTLP/Life Coach | 82% | 100% | 15 | 15.00 |
| Specialty Sub-Total | | | 50 | 47.50 |
| *Performance calculation descriptions can be found in the FY 2018 RBWO PBP Measurements and Standards Guide. | | | | |

Monitoring & Outcomes: Possible Points = 85

Points Earned = 79.79



Performance-Based Placement Measures

RBWO Provider GA+SCORECARD - ILP/TLP

Report Quarter: Q3 FY2018

| | |
|---------------------------------------|------------------|
| Score Before Incentives Credit | 93.87% |
| Incentives Awarded | 10.00 pts |
| PBP Verification | N/A pts |
| Total Score | 103.87% |

| Provider/Program Name: Elks Aidmore Children's Center - ILP (5233) - CCI | | | | |
|--|---------------------------------------|--------------------------------------|--------------------------------|-----------------------------------|
| Program Census Information: | | # Children in Care During Quarter: 3 | # Placements During Quarter: 3 | # Children in Care On Last Day: 3 |
| ILP/TLP Incentive Credits | Avg Performance All ILP/TLPs (Points) | Provider Performance (%)* | Possible Points (Weight) | Provider Points Earned |
| No DJJ or DOC Involvement | | 100% | 5 | 5.00 |
| Extended Foster Care Services | | Not Eligible | 5 | |
| Positive Permanency Connections | | 0% | 5 | 0.00 |
| High School Graduation/College Participation/Professional Certification | | 50% | 20 | 10.00 |
| Part-Time Employment with Medical Benefits | | Not Eligible | 20 | |
| Living Arrangements at Discharge | | Not Eligible | 20 | |
| Additional Academic Supports | | Not Eligible | 2 | |
| Additional IL Skills Provision | | 100% | 5 | 5.00 |
| Active Agency Accreditation | | 50% | 4 | 2.00 |
| Staff Clinical Licensure | | 10% | 5 | 0.50 |
| Incentives Total | 12.61 | | 91 | 22.50 |
| *Performance calculation descriptions can be found in the FY 2018 RBWO PBP Measurements and Standards Guide. | | | | |

| Child Protective Services Investigations and Dispositions | | |
|--|---|--|
| The following investigations data, which is not used for scoring but is considered significant to a provider's performance, is from Georgia SHINES and is not considered final or complete until the end of the fiscal year. | | |
| Total Reports: | 0 | |
| Number Screened In: | 0 | |
| Number Screened Out: | 0 | |
| Number Substantiated: | 0 | |
| Number Unsubstantiated: | 0 | |
| Number Active CPS Investigations: | 0 | |



Performance-Based Placement Measures RBWO Provider GA+SCORECARD - ILP/TLP

Report Quarter: Q3 FY2018

Provider/Program Name: Elks Aidmore Children's Center - Transitional Living Program (629) - CCI

2394 Morrison Rd., Conyers, GA 30094

Phone: 770-483-3535

Vendor ID# 53063

Quarterly Scores (Grades)

Q1: 100.29 (A+)

Q2: 104.12 (A+)

Q3: 103.84 (A+)

Q4: N/A

Current Quarter Score (Grade)

103.84%
(A+)

Program Census Information:

Children in Care During
Quarter: 17

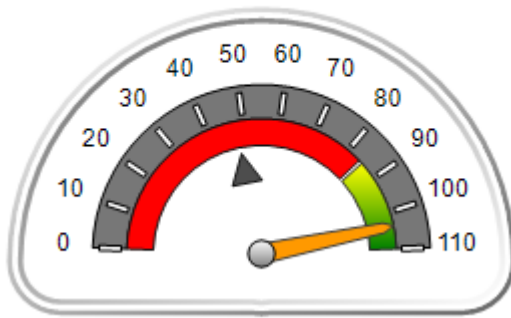
Placements During
Quarter: 17

Children in Care On Last
Day: 10

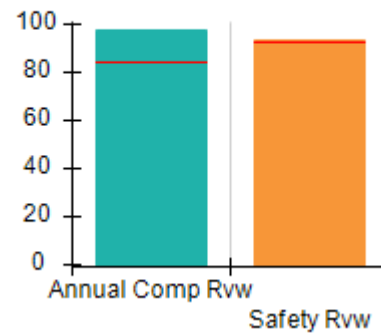
Quarterly Provider Comparisons to All ILP/TLPs

▼ — indicates average for all ILP/TLPs

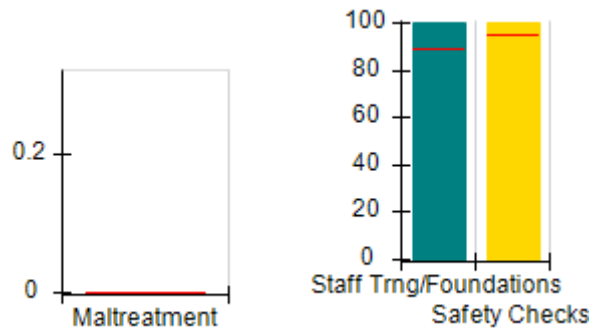
Overall Score (%)



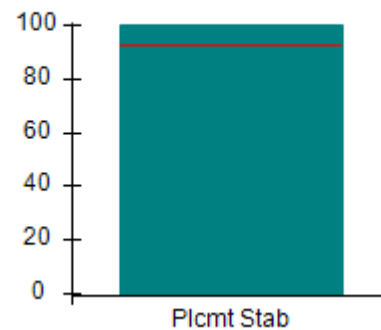
OPM Monitoring Reviews (%)



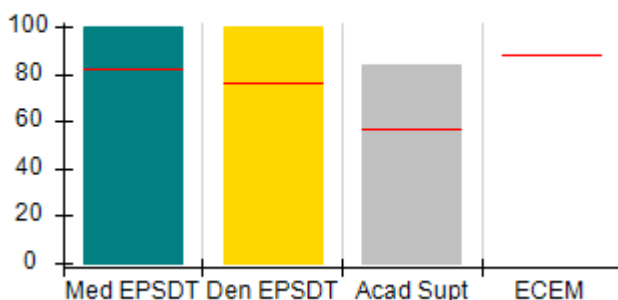
Safety Outcomes (%)



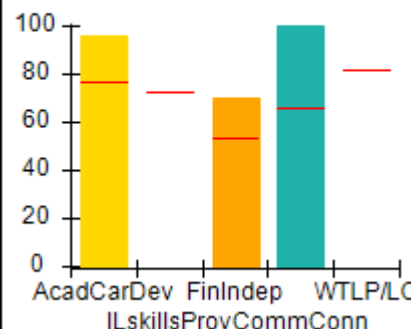
Permanency Outcomes (%)



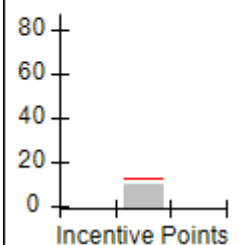
Well-Being Outcomes (%)



ILP/TLP Outcomes (%)



Incentives Earned (Points)





Performance-Based Placement Measures
RBWO Provider GA+SCORECARD - ILP/TLP

Report Quarter: Q3 FY2018

| Provider/Program Name: Elks Aidmore Children's Center - Transitional Living Program (629) - CCI | | | | |
|--|----------------------------------|---------------------------------------|---------------------------------|------------------------------------|
| 2394 Morrison Rd., Conyers, GA 30094 | | Quarterly Scores (Grades) | | Current Quarter Score (Grade) |
| Phone: 770-483-3535 | | Q1: 100.29 (A+) | Q2: 104.12 (A+) | 103.84% (A+) |
| Vendor ID# 53063 | | Q3: 103.84 (A+) | Q4: N/A | |
| Program Census Information: | | # Children in Care During Quarter: 17 | # Placements During Quarter: 17 | # Children in Care On Last Day: 10 |
| | Avg Performance All ILP/TLPs (%) | Provider Performance (%)* | Possible Points (Weight) | Provider Points Earned |
| OPM Monitoring Reviews | | | | |
| Annual Comprehensive Reviews | 84% | 98% | 15 | 14.70 |
| Safety Reviews | 93% | 93% | 5 | 4.66 |
| Monitoring Sub-Total | | | 20 | 19.36 |
| ILP/TLP Safety Outcomes | | | | |
| Incidence of Maltreatment | 0.00% | No Substantiated Reports | 3 | 3.00 |
| Staff Training/Foundations | 89% | 100% | 5 | 5.00 |
| Staff Safety Checks | 95% | 100% | 5 | 5.00 |
| Safety Sub-Total | | | 13 | 13.00 |
| ILP/TLP Permanency Outcomes | | | | |
| Placement Stability | 93% | 100% | 3 | 3.00 |
| Permanency Sub-Total | | | 3 | 3.00 |
| ILP/TLP Well-Being Outcomes | | | | |
| EPSDT Medical Visits | 82% | 100% | 5.6 | 5.60 |
| EPSDT Dental Visits | 76% | 100% | 5.6 | 5.60 |
| Academic Supports | 57% | 84% | 2.8 | 2.35 |
| Provider ECEM Visits | 88% | Not Eligible | N/A | |
| Placements with Siblings | No Data | 0% | Not Scored | Not Scored |
| Placements within Legal County | 24% | 43% | Not Scored | Not Scored |
| Well-Being Sub-Total | | | 14 | 13.55 |
| ILP/TLP Specialty Outcomes | | | | |
| Academic/Career Development | 77% | 96% | 25 | 24.00 |
| Ind Living Skills Provision | 73% | Not Eligible | N/A | |
| Financial Independence | 53% | 70% | 12.5 | 8.75 |
| Community Connections | 66% | 100% | 12.5 | 12.50 |
| WTLP/Life Coach | 82% | Not Eligible | N/A | |
| Specialty Sub-Total | | | 50 | 45.25 |
| *Performance calculation descriptions can be found in the FY 2018 RBWO PBP Measurements and Standards Guide. | | | | |



Performance-Based Placement Measures

RBWO Provider GA+SCORECARD - ILP/TLP

Report Quarter: Q3 FY2018

| | | |
|---------------------------------------|------------------------------|------------------------------|
| Monitoring & Outcomes: | Possible Points = 100 | Points Earned = 94.16 |
| Score Before Incentives Credit | | 94.16% |
| Incentives Awarded | | 09.68 pts |
| PBP Verification | | N/A pts |
| Total Score | | 103.84% |

Provider/Program Name: Elks Aidmore Children's Center - Transitional Living Program (629) - CCI

| Program Census Information: | | # Children in Care During Quarter: 17 | # Placements During Quarter: 17 | # Children in Care On Last Day: 10 |
|---|---------------------------------------|---------------------------------------|---------------------------------|------------------------------------|
| ILP/TLP Incentive Credits | Avg Performance All ILP/TLPs (Points) | Provider Performance (%)* | Possible Points (Weight) | Provider Points Earned |
| No DJJ or DOC Involvement | | 92% | 5 | 4.60 |
| Extended Foster Care Services | | Not Eligible | 5 | |
| Positive Permanency Connections | | 20% | 5 | 1.00 |
| High School Graduation/College Participation/Professional Certification | | 0% | 20 | 0.00 |
| Part-Time Employment with Medical Benefits | | 0% | 20 | 0.00 |
| Living Arrangements at Discharge | | 0% | 20 | 0.00 |
| Additional Academic Supports | | 74% | 2 | 1.48 |
| Additional IL Skills Provision | | 42% | 5 | 2.10 |
| Active Agency Accreditation | | 0% | 4 | 0.00 |
| Staff Clinical Licensure | | 10% | 5 | 0.50 |
| Incentives Total | 12.61 | | 91 | 9.68 |

*Performance calculation descriptions can be found in the FY 2018 RBWO PBP Measurements and Standards Guide.

Child Protective Services Investigations and Dispositions

The following investigations data, which is not used for scoring but is considered significant to a provider's performance, is from Georgia SHINES and is not considered final or complete until the end of the fiscal year.

| | |
|-----------------------------------|---|
| Total Reports: | 0 |
| Number Screened In: | 0 |
| Number Screened Out: | 0 |
| Number Substantiated: | 0 |
| Number Unsubstantiated: | 0 |
| Number Active CPS Investigations: | 0 |



Performance-Based Placement Measures RBWO Provider GA+SCORECARD - ILP/TLP

Report Quarter: Q3 FY2018

Provider/Program Name: ENA, Inc., dba NECCO (formerly GA SAFE) - Albany ILP (5171) - CCI

2231 Dawson Road, Albany, GA 31707

Phone: 229-299-5095

Vendor ID# 119959

Quarterly Scores (Grades)

Q1: 99.13 (A+)

Q2: 75.63 (C)

Q3: 70.94 (C-)

Q4: N/A

Current Quarter Score (Grade)

70.94%

(C-)

Program Census Information:

Children in Care During
Quarter: 13

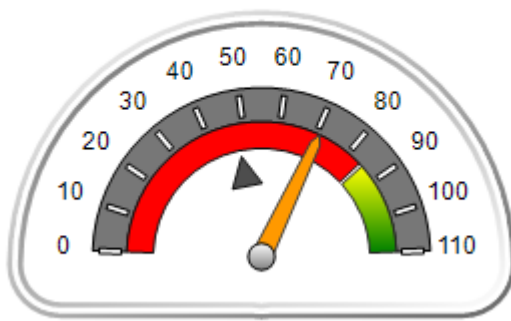
Placements During
Quarter: 13

Children in Care On Last
Day: 12

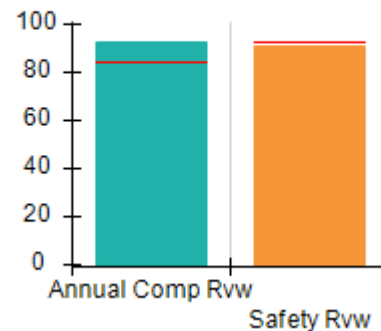
Quarterly Provider Comparisons to All ILP/TLPs

▼ indicates average for all ILP/TLPs

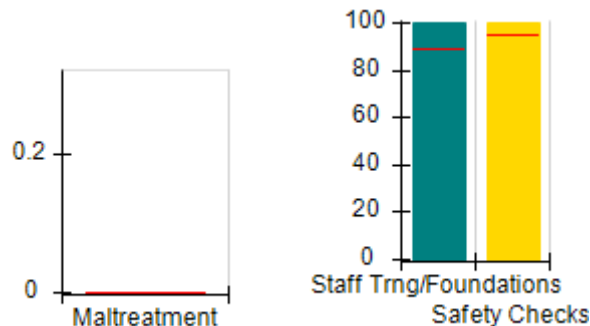
Overall Score (%)



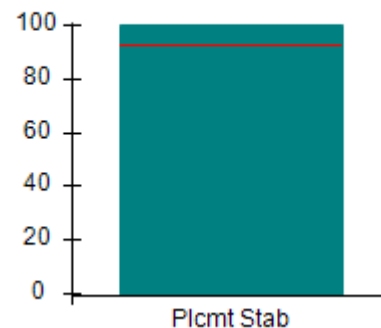
OPM Monitoring Reviews (%)



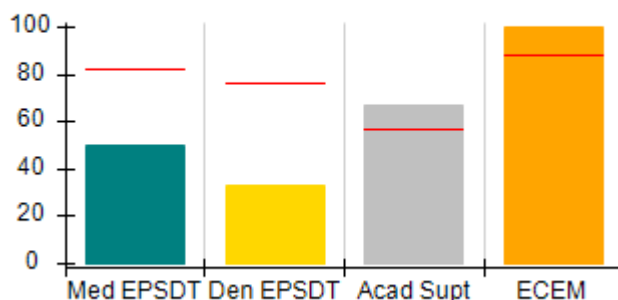
Safety Outcomes (%)



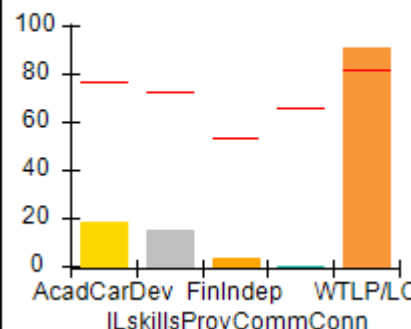
Permanency Outcomes (%)



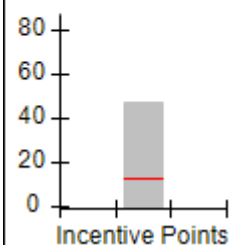
Well-Being Outcomes (%)



ILP/TLP Outcomes (%)



Incentives Earned (Points)





Performance-Based Placement Measures

RBWO Provider GA+SCORECARD - ILP/TLP

Report Quarter: Q3 FY2018

Provider/Program Name: ENA, Inc., dba NECCO (formerly GA SAFE) - Albany ILP (5171) - CCI

| | | | |
|---|----------------------------------|----------------------|--------------------------------------|
| 2231 Dawson Road, Albany, GA 31707 Phone: 229-299-5095 Vendor ID# 119959 | Quarterly Scores (Grades) | | Current Quarter Score (Grade) |
| | Q1: 99.13 (A+) | Q2: 75.63 (C) | 70.94% |
| | Q3: 70.94 (C-) | Q4: N/A | (C-) |

| | | | |
|-----------------------------|---------------------------------------|---------------------------------|------------------------------------|
| Program Census Information: | # Children in Care During Quarter: 13 | # Placements During Quarter: 13 | # Children in Care On Last Day: 12 |
|-----------------------------|---------------------------------------|---------------------------------|------------------------------------|

| | Avg Performance All ILP/TLPs (%) | Provider Performance (%)* | Possible Points (Weight) | Provider Points Earned |
|--|---|----------------------------------|---------------------------------|-------------------------------|
|--|---|----------------------------------|---------------------------------|-------------------------------|

OPM Monitoring Reviews

| | | | | |
|------------------------------|-----|-----|-----------|--------------|
| Annual Comprehensive Reviews | 84% | 92% | 15 | 13.87 |
| Safety Reviews | 93% | 91% | 5 | 4.56 |
| Monitoring Sub-Total | | | 20 | 18.43 |

ILP/TLP Safety Outcomes

| | | | | |
|----------------------------|-------|--------------|-----------|--------------|
| Incidence of Maltreatment | 0.00% | Not Eligible | | |
| Staff Training/Foundations | 89% | 100% | 6.5 | 6.50 |
| Staff Safety Checks | 95% | 100% | 6.5 | 6.50 |
| Safety Sub-Total | | | 13 | 13.00 |

ILP/TLP Permanency Outcomes

| | | | | |
|-----------------------------|-----|------|----------|-------------|
| Placement Stability | 93% | 100% | 3 | 3.00 |
| Permanency Sub-Total | | | 3 | 3.00 |

ILP/TLP Well-Being Outcomes

| | | | | |
|--------------------------------|---------|------|------------|-------------|
| EPSDT Medical Visits | 82% | 50% | 4 | 2.00 |
| EPSDT Dental Visits | 76% | 33% | 4 | 1.32 |
| Academic Supports | 57% | 67% | 2 | 1.34 |
| Provider ECEM Visits | 88% | 100% | 4 | 4.00 |
| Placements with Siblings | No Data | 0% | Not Scored | Not Scored |
| Placements within Legal County | 24% | 0% | Not Scored | Not Scored |
| Well-Being Sub-Total | | | 14 | 8.66 |

ILP/TLP Specialty Outcomes

| | | | | |
|-----------------------------|-----|-----|-----------|--------------|
| Academic/Career Development | 77% | 18% | 10 | 1.80 |
| Ind Living Skills Provision | 73% | 15% | 15 | 2.25 |
| Financial Independence | 53% | 3% | 5 | 0.15 |
| Community Connections | 66% | 0% | 5 | 0.00 |
| WTLP/Life Coach | 82% | 91% | 15 | 13.65 |
| Specialty Sub-Total | | | 50 | 17.85 |

*Performance calculation descriptions can be found in the FY 2018 RBWO PBP Measurements and Standards Guide.

Monitoring & Outcomes: Possible Points = 100

Points Earned = 60.94



Performance-Based Placement Measures

RBWO Provider GA+SCORECARD - ILP/TLP

Report Quarter: Q3 FY2018

| | |
|---------------------------------------|------------------|
| Score Before Incentives Credit | 60.94% |
| Incentives Awarded | 10.00 pts |
| PBP Verification | N/A pts |
| Total Score | 70.94% |

Provider/Program Name: ENA, Inc., dba NECCO (formerly GA SAFE) - Albany ILP (5171) - CCI

| Program Census Information: | | # Children in Care During Quarter: 13 | # Placements During Quarter: 13 | # Children in Care On Last Day: 12 |
|--|--|--|------------------------------------|---------------------------------------|
| ILP/TLP Incentive Credits | Avg Performance All ILP/TLPs (Points) | Provider Performance (%)* | Possible Points (Weight) | Provider Points Earned |
| No DJJ or DOC Involvement | | 29% | 5 | 1.45 |
| Extended Foster Care Services | | Not Eligible | 5 | |
| Positive Permanency Connections | | 0% | 5 | 0.00 |
| High School Graduation/College Participation/Professional Certification | | 17% | 20 | 3.40 |
| Part-Time Employment with Medical Benefits | | 100% | 20 | 20.00 |
| Living Arrangements at Discharge | | 100% | 20 | 20.00 |
| Additional Academic Supports | | 0% | 2 | 0.00 |
| Additional IL Skills Provision | | 0% | 5 | 0.00 |
| Active Agency Accreditation | | 50% | 4 | 2.00 |
| Staff Clinical Licensure | | 0% | 5 | 0.00 |
| Incentives Total | 12.61 | | 91 | 46.85 |

*Performance calculation descriptions can be found in the FY 2018 RBWO PBP Measurements and Standards Guide.

Child Protective Services Investigations and Dispositions

The following investigations data, which is not used for scoring but is considered significant to a provider's performance, is from Georgia SHINES and is not considered final or complete until the end of the fiscal year.

| | | |
|-----------------------------------|---|--|
| Total Reports: | 0 | |
| Number Screened In: | 0 | |
| Number Screened Out: | 0 | |
| Number Substantiated: | 0 | |
| Number Unsubstantiated: | 0 | |
| Number Active CPS Investigations: | 0 | |



Performance-Based Placement Measures

RBWO Provider GA+SCORECARD - ILP/TLP

Report Quarter: Q3 FY2018

Provider/Program Name: ENA, Inc., dba NECCO (formerly GA SAFE) - Jonesboro ILP (5136) - CCI

9556 Tara Blvd., Jonesboro, GA 30236

Phone: 678-610-1933

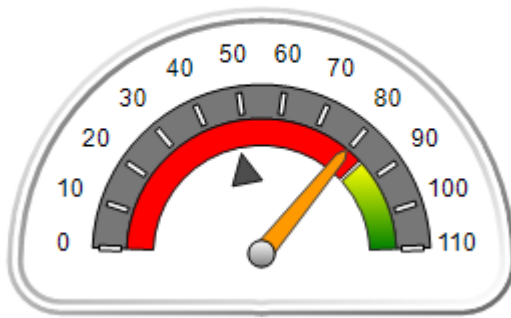
Vendor ID# 114043

| | Quarterly Scores (Grades) | | Current Quarter Score (Grade) |
|-----------------------------|---------------------------------------|---------------------------------|------------------------------------|
| | Q1: 79.89 (C+) | Q2: 83.25 (B-) | 79.65% (C+) |
| | Q3: 79.65 (C+) | Q4: N/A | |
| Program Census Information: | # Children in Care During Quarter: 38 | # Placements During Quarter: 38 | # Children in Care On Last Day: 33 |

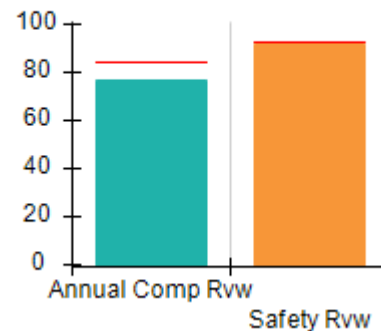
Quarterly Provider Comparisons to All ILP/TLPs

indicates average for all ILP/TLPs

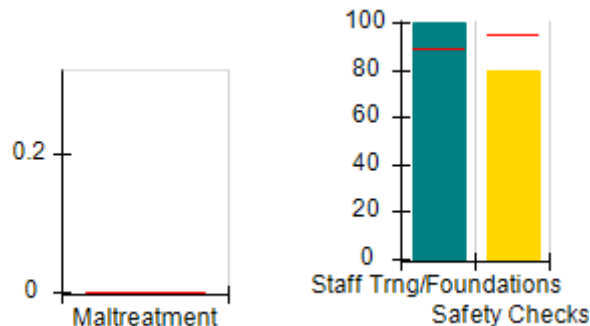
Overall Score (%)



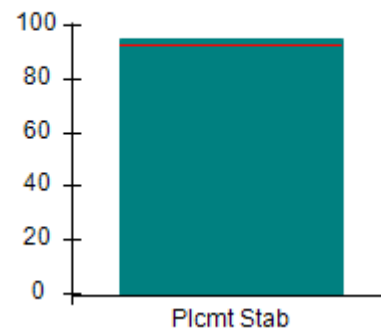
OPM Monitoring Reviews (%)



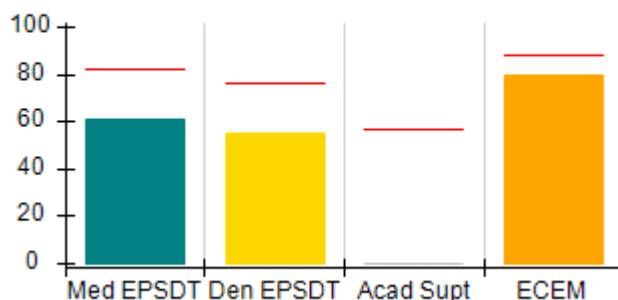
Safety Outcomes (%)



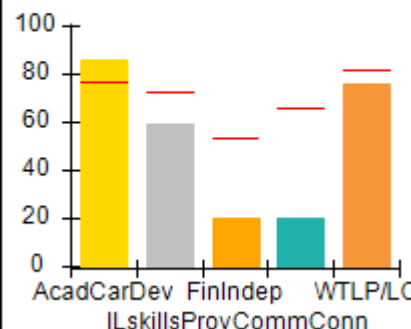
Permanency Outcomes (%)



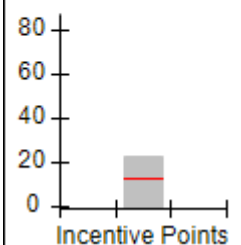
Well-Being Outcomes (%)



ILP/TLP Outcomes (%)



Incentives Earned (Points)





Performance-Based Placement Measures
RBWO Provider GA+SCORECARD - ILP/TLP

Report Quarter: Q3 FY2018

| | | | | |
|--|---|---------------------------------------|---------------------------------|--------------------------------------|
| Provider/Program Name: ENA, Inc., dba NECCO (formerly GA SAFE) - Jonesboro ILP (5136) - CCI | | | | |
| 9556 Tara Blvd., Jonesboro, GA 30236 | | Quarterly Scores (Grades) | | Current Quarter Score (Grade) |
| Phone: 678-610-1933 | | Q1: 79.89 (C+) | Q2: 83.25 (B-) | 79.65% (C+) |
| Vendor ID# 114043 | | Q3: 79.65 (C+) | Q4: N/A | |
| Program Census Information: | | # Children in Care During Quarter: 38 | # Placements During Quarter: 38 | # Children in Care On Last Day: 33 |
| | Avg Performance All ILP/TLPs (%) | Provider Performance (%)* | Possible Points (Weight) | Provider Points Earned |
| OPM Monitoring Reviews | | | | |
| Annual Comprehensive Reviews | 84% | 77% | 15 | 11.51 |
| Safety Reviews | 93% | 92% | 5 | 4.61 |
| Monitoring Sub-Total | | | 20 | 16.11 |
| ILP/TLP Safety Outcomes | | | | |
| Incidence of Maltreatment | 0.00% | No Substantiated Reports | 3 | 3.00 |
| Staff Training/Foundations | 89% | 100% | 5 | 5.00 |
| Staff Safety Checks | 95% | 80% | 5 | 4.00 |
| Safety Sub-Total | | | 13 | 12.00 |
| ILP/TLP Permanency Outcomes | | | | |
| Placement Stability | 93% | 95% | 3 | 2.85 |
| Permanency Sub-Total | | | 3 | 2.85 |
| ILP/TLP Well-Being Outcomes | | | | |
| EPSDT Medical Visits | 82% | 61% | 4 | 2.44 |
| EPSDT Dental Visits | 76% | 55% | 4 | 2.20 |
| Academic Supports | 57% | 0% | 2 | 0.00 |
| Provider ECEM Visits | 88% | 80% | 4 | 3.20 |
| Placements with Siblings | No Data | Not Eligible | Not Scored | Not Scored |
| Placements within Legal County | 24% | 0% | Not Scored | Not Scored |
| Well-Being Sub-Total | | | 14 | 7.84 |
| ILP/TLP Specialty Outcomes | | | | |
| Academic/Career Development | 77% | 86% | 10 | 8.60 |
| Ind Living Skills Provision | 73% | 59% | 15 | 8.85 |
| Financial Independence | 53% | 20% | 5 | 1.00 |
| Community Connections | 66% | 20% | 5 | 1.00 |
| WTLP/Life Coach | 82% | 76% | 15 | 11.40 |
| Specialty Sub-Total | | | 50 | 30.85 |
| *Performance calculation descriptions can be found in the FY 2018 RBWO PBP Measurements and Standards Guide. | | | | |



Performance-Based Placement Measures

RBWO Provider GA+SCORECARD - ILP/TLP

Report Quarter: Q3 FY2018

| | | |
|---------------------------------------|------------------------------|------------------------------|
| Monitoring & Outcomes: | Possible Points = 100 | Points Earned = 69.65 |
| Score Before Incentives Credit | | 69.65% |
| Incentives Awarded | | 10.00 pts |
| PBP Verification | | N/A pts |
| Total Score | | 79.65% |

Provider/Program Name: ENA, Inc., dba NECCO (formerly GA SAFE) - Jonesboro ILP (5136) - CCI

| Program Census Information: | | # Children in Care During Quarter: 38 | # Placements During Quarter: 38 | # Children in Care On Last Day: 33 |
|---|---------------------------------------|---------------------------------------|---------------------------------|------------------------------------|
| ILP/TLP Incentive Credits | Avg Performance All ILP/TLPs (Points) | Provider Performance (%)* | Possible Points (Weight) | Provider Points Earned |
| No DJJ or DOC Involvement | | 98% | 5 | 4.90 |
| Extended Foster Care Services | | 0% | 5 | 0.00 |
| Positive Permanency Connections | | 0% | 5 | 0.00 |
| High School Graduation/College Participation/Professional Certification | | 55% | 20 | 11.00 |
| Part-Time Employment with Medical Benefits | | 20% | 20 | 4.00 |
| Living Arrangements at Discharge | | 0% | 20 | 0.00 |
| Additional Academic Supports | | 0% | 2 | 0.00 |
| Additional IL Skills Provision | | 20% | 5 | 1.00 |
| Active Agency Accreditation | | 50% | 4 | 2.00 |
| Staff Clinical Licensure | | 0% | 5 | 0.00 |
| Incentives Total | 12.61 | | 91 | 22.90 |

*Performance calculation descriptions can be found in the FY 2018 RBWO PBP Measurements and Standards Guide.

Child Protective Services Investigations and Dispositions

The following investigations data, which is not used for scoring but is considered significant to a provider's performance, is from Georgia SHINES and is not considered final or complete until the end of the fiscal year.

| | |
|-----------------------------------|---|
| Total Reports: | 0 |
| Number Screened In: | 0 |
| Number Screened Out: | 0 |
| Number Substantiated: | 0 |
| Number Unsubstantiated: | 0 |
| Number Active CPS Investigations: | 0 |



Performance-Based Placement Measures

RBWO Provider GA+SCORECARD - ILP/TLP

Report Quarter: Q3 FY2018

Provider/Program Name: ENA, Inc., dba NECCO (formerly GA SAFE) - Macon ILP (5172) - CCI

150 North Crest Blvd, Macon, GA 31210

Phone: 478-254-2902

Vendor ID# 92617

Quarterly Scores (Grades)

Current Quarter Score (Grade)

Q1: 60.29 (D-)

Q2: 66.62 (D)

78.31%

Q3: 78.31 (C+)

Q4: N/A

(C+)

Program Census Information:

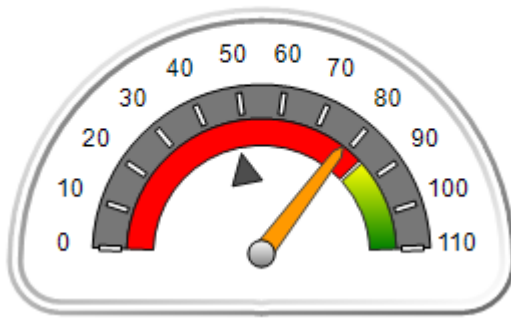
Children in Care During
Quarter: 20# Placements During
Quarter: 21# Children in Care On Last
Day: 15

Quarterly Provider Comparisons to All ILP/TLPs

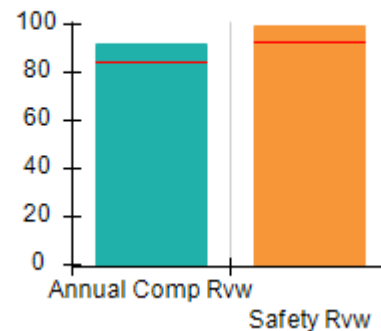


indicates average for all ILP/TLPs

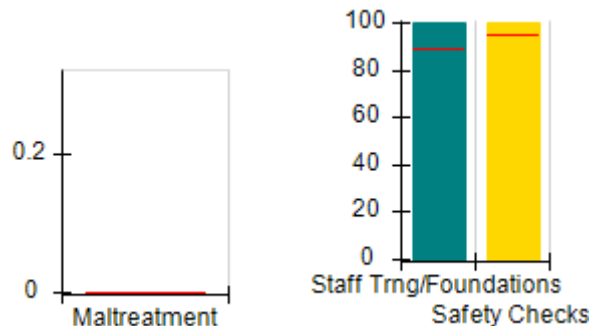
Overall Score (%)



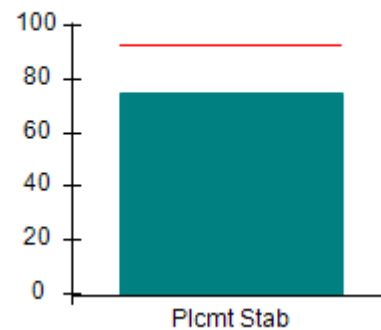
OPM Monitoring Reviews (%)



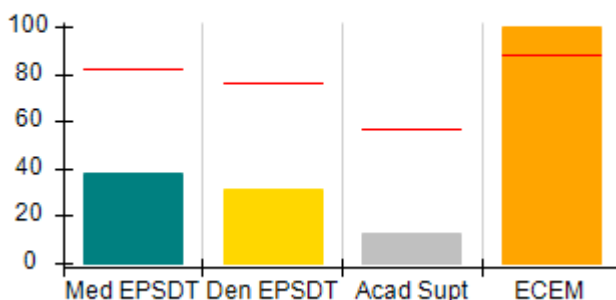
Safety Outcomes (%)



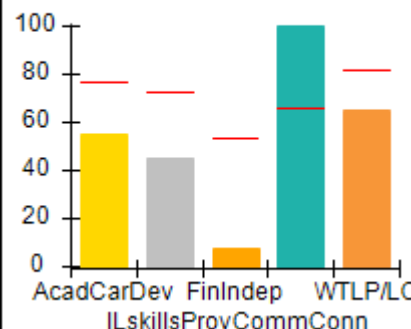
Permanency Outcomes (%)



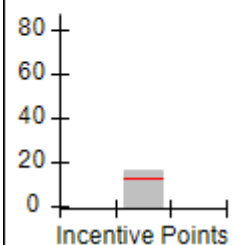
Well-Being Outcomes (%)



ILP/TLP Outcomes (%)



Incentives Earned (Points)





Performance-Based Placement Measures
RBWO Provider GA+SCORECARD - ILP/TLP

Report Quarter: Q3 FY2018

Provider/Program Name: ENA, Inc., dba NECCO (formerly GA SAFE) - Macon ILP (5172) - CCI

| | | | |
|---|----------------------------------|----------------------|--------------------------------------|
| 150 North Crest Blvd, Macon, GA 31210 Phone: 478-254-2902 Vendor ID# 92617 | Quarterly Scores (Grades) | | Current Quarter Score (Grade) |
| | Q1: 60.29 (D-) | Q2: 66.62 (D) | 78.31% |
| | Q3: 78.31 (C+) | Q4: N/A | (C+) |

| | | | |
|-----------------------------|---------------------------------------|---------------------------------|------------------------------------|
| Program Census Information: | # Children in Care During Quarter: 20 | # Placements During Quarter: 21 | # Children in Care On Last Day: 15 |
|-----------------------------|---------------------------------------|---------------------------------|------------------------------------|

| | Avg Performance All ILP/TLPs (%) | Provider Performance (%)* | Possible Points (Weight) | Provider Points Earned |
|--|---|----------------------------------|---------------------------------|-------------------------------|
|--|---|----------------------------------|---------------------------------|-------------------------------|

OPM Monitoring Reviews

| | | | | |
|------------------------------|-----|-----|-----------|--------------|
| Annual Comprehensive Reviews | 84% | 91% | 15 | 13.72 |
| Safety Reviews | 93% | 99% | 5 | 4.97 |
| Monitoring Sub-Total | | | 20 | 18.69 |

ILP/TLP Safety Outcomes

| | | | | |
|----------------------------|-------|--------------------------|-----------|--------------|
| Incidence of Maltreatment | 0.00% | No Substantiated Reports | 3 | 3.00 |
| Staff Training/Foundations | 89% | 100% | 5 | 5.00 |
| Staff Safety Checks | 95% | 100% | 5 | 5.00 |
| Safety Sub-Total | | | 13 | 13.00 |

ILP/TLP Permanency Outcomes

| | | | | |
|-----------------------------|-----|-----|----------|-------------|
| Placement Stability | 93% | 75% | 3 | 2.25 |
| Permanency Sub-Total | | | 3 | 2.25 |

ILP/TLP Well-Being Outcomes

| | | | | |
|--------------------------------|---------|--------------|------------|-------------|
| EPSDT Medical Visits | 82% | 38% | 4 | 1.52 |
| EPSDT Dental Visits | 76% | 31% | 4 | 1.24 |
| Academic Supports | 57% | 13% | 2 | 0.26 |
| Provider ECEM Visits | 88% | 100% | 4 | 4.00 |
| Placements with Siblings | No Data | Not Eligible | Not Scored | Not Scored |
| Placements within Legal County | 24% | 0% | Not Scored | Not Scored |
| Well-Being Sub-Total | | | 14 | 7.02 |

ILP/TLP Specialty Outcomes

| | | | | |
|-----------------------------|-----|------|-----------|--------------|
| Academic/Career Development | 77% | 55% | 10 | 5.50 |
| Ind Living Skills Provision | 73% | 45% | 15 | 6.75 |
| Financial Independence | 53% | 7% | 5 | 0.35 |
| Community Connections | 66% | 100% | 5 | 5.00 |
| WTLP/Life Coach | 82% | 65% | 15 | 9.75 |
| Specialty Sub-Total | | | 50 | 27.35 |

*Performance calculation descriptions can be found in the FY 2018 RBWO PBP Measurements and Standards Guide.



Performance-Based Placement Measures

RBWO Provider GA+SCORECARD - ILP/TLP

Report Quarter: Q3 FY2018

| | | |
|---------------------------------------|------------------------------|------------------------------|
| Monitoring & Outcomes: | Possible Points = 100 | Points Earned = 68.31 |
| Score Before Incentives Credit | | 68.31% |
| Incentives Awarded | | 10.00 pts |
| PBP Verification | | N/A pts |
| Total Score | | 78.31% |

Provider/Program Name: ENA, Inc., dba NECCO (formerly GA SAFE) - Macon ILP (5172) - CCI

| Program Census Information: | | # Children in Care During Quarter: 20 | # Placements During Quarter: 21 | # Children in Care On Last Day: 15 |
|---|---------------------------------------|---------------------------------------|---------------------------------|------------------------------------|
| ILP/TLP Incentive Credits | Avg Performance All ILP/TLPs (Points) | Provider Performance (%)* | Possible Points (Weight) | Provider Points Earned |
| No DJJ or DOC Involvement | | 98% | 5 | 4.90 |
| Extended Foster Care Services | | 33% | 5 | 1.65 |
| Positive Permanency Connections | | 15% | 5 | 0.75 |
| High School Graduation/College Participation/Professional Certification | | 0% | 20 | 0.00 |
| Part-Time Employment with Medical Benefits | | 33% | 20 | 6.60 |
| Living Arrangements at Discharge | | 0% | 20 | 0.00 |
| Additional Academic Supports | | 0% | 2 | 0.00 |
| Additional IL Skills Provision | | 8% | 5 | 0.40 |
| Active Agency Accreditation | | 50% | 4 | 2.00 |
| Staff Clinical Licensure | | 0% | 5 | 0.00 |
| Incentives Total | 12.61 | | 91 | 16.30 |

*Performance calculation descriptions can be found in the FY 2018 RBWO PBP Measurements and Standards Guide.

Child Protective Services Investigations and Dispositions

The following investigations data, which is not used for scoring but is considered significant to a provider's performance, is from Georgia SHINES and is not considered final or complete until the end of the fiscal year.

| | |
|-----------------------------------|---|
| Total Reports: | 0 |
| Number Screened In: | 0 |
| Number Screened Out: | 0 |
| Number Substantiated: | 0 |
| Number Unsubstantiated: | 0 |
| Number Active CPS Investigations: | 0 |



Performance-Based Placement Measures

RBWO Provider GA+SCORECARD - ILP/TLP

Report Quarter: Q3 FY2018

Provider/Program Name: ENA, Inc., dba NECCO (formerly GA SAFE) - Martinez ILP (5137) - CCI

4424 Columbia Rd., Martinez, GA 30907

Phone: 706-210-3435

Vendor ID# 114072

| Quarterly Scores (Grades) | | Current Quarter Score (Grade) |
|---------------------------|---------------|-------------------------------|
| Q1: 64.85 (D) | Q2: 86.02 (B) | 91.13% (A-) |
| Q3: 92.09 (A-) | Q4: N/A | |

Program Census Information:

Children in Care During Quarter: 13

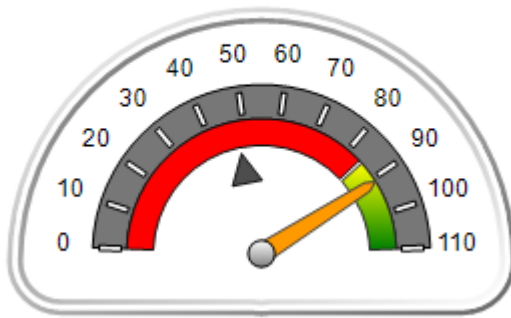
Placements During Quarter: 13

Children in Care On Last Day: 11

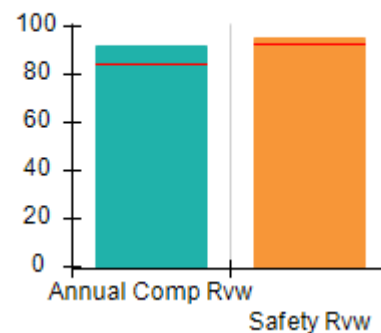
Quarterly Provider Comparisons to All ILP/TLPs

indicates average for all ILP/TLPs

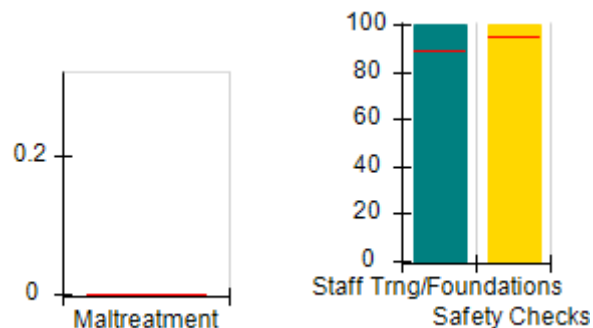
Overall Score (%)



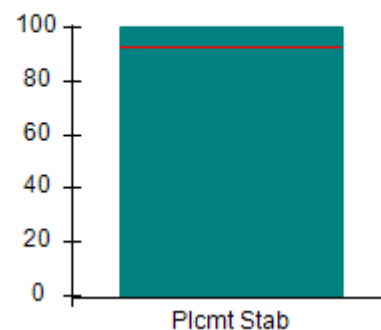
OPM Monitoring Reviews (%)



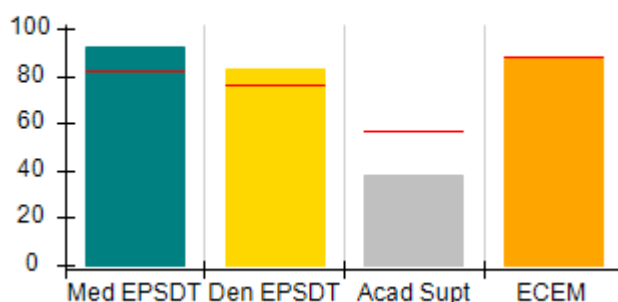
Safety Outcomes (%)



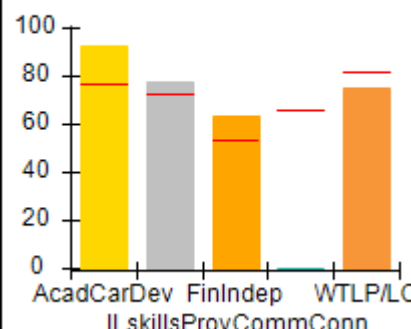
Permanency Outcomes (%)



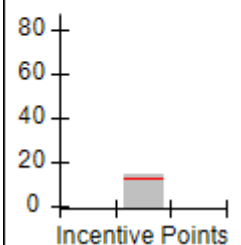
Well-Being Outcomes (%)



ILP/TLP Outcomes (%)



Incentives Earned (Points)





Performance-Based Placement Measures
RBWO Provider GA+SCORECARD - ILP/TLP

Report Quarter: Q3 FY2018

Provider/Program Name: ENA, Inc., dba NECCO (formerly GA SAFE) - Martinez ILP (5137) - CCI

| | | | |
|--|----------------------------------|----------------------|--------------------------------------|
| 4424 Columbia Rd., Martinez, GA 30907 Phone: 706-210-3435 Vendor ID# 114072 | Quarterly Scores (Grades) | | Current Quarter Score (Grade) |
| | Q1: 64.85 (D) | Q2: 86.02 (B) | 91.13% |
| | Q3: 92.09 (A-) | Q4: N/A | (A-) |

| | | | |
|-----------------------------|---------------------------------------|---------------------------------|------------------------------------|
| Program Census Information: | # Children in Care During Quarter: 13 | # Placements During Quarter: 13 | # Children in Care On Last Day: 11 |
|-----------------------------|---------------------------------------|---------------------------------|------------------------------------|

| | Avg Performance All ILP/TLPs (%) | Provider Performance (%)* | Possible Points (Weight) | Provider Points Earned |
|--|---|----------------------------------|---------------------------------|-------------------------------|
|--|---|----------------------------------|---------------------------------|-------------------------------|

OPM Monitoring Reviews

| | | | | |
|------------------------------|-----|-----|-----------|--------------|
| Annual Comprehensive Reviews | 84% | 92% | 15 | 13.73 |
| Safety Reviews | 93% | 95% | 5 | 4.76 |
| Monitoring Sub-Total | | | 20 | 18.49 |

ILP/TLP Safety Outcomes

| | | | | |
|----------------------------|-------|--------------------------|-----------|--------------|
| Incidence of Maltreatment | 0.00% | No Substantiated Reports | 3 | 3.00 |
| Staff Training/Foundations | 89% | 100% | 5 | 5.00 |
| Staff Safety Checks | 95% | 100% | 5 | 5.00 |
| Safety Sub-Total | | | 13 | 13.00 |

ILP/TLP Permanency Outcomes

| | | | | |
|-----------------------------|-----|------|----------|-------------|
| Placement Stability | 93% | 100% | 3 | 3.00 |
| Permanency Sub-Total | | | 3 | 3.00 |

ILP/TLP Well-Being Outcomes

| | | | | |
|--------------------------------|---------|-----|------------|--------------|
| EPSDT Medical Visits | 82% | 92% | 4 | 3.68 |
| EPSDT Dental Visits | 76% | 83% | 4 | 3.32 |
| Academic Supports | 57% | 38% | 2 | 0.76 |
| Provider ECEM Visits | 88% | 87% | 4 | 3.48 |
| Placements with Siblings | No Data | 67% | Not Scored | Not Scored |
| Placements within Legal County | 24% | 33% | Not Scored | Not Scored |
| Well-Being Sub-Total | | | 14 | 11.24 |

ILP/TLP Specialty Outcomes

| | | | | |
|-----------------------------|-----|-----|-----------|--------------|
| Academic/Career Development | 77% | 93% | 10 | 9.30 |
| Ind Living Skills Provision | 73% | 78% | 15 | 11.70 |
| Financial Independence | 53% | 63% | 5 | 3.15 |
| Community Connections | 66% | 0% | 5 | 0.00 |
| WTLP/Life Coach | 82% | 75% | 15 | 11.25 |
| Specialty Sub-Total | | | 50 | 35.40 |

*Performance calculation descriptions can be found in the FY 2018 RBWO PBP Measurements and Standards Guide.



Performance-Based Placement Measures

RBWO Provider GA+SCORECARD - ILP/TLP

Report Quarter: Q3 FY2018

| | | |
|---------------------------------------|------------------------------|------------------------------|
| Monitoring & Outcomes: | Possible Points = 100 | Points Earned = 81.13 |
| Score Before Incentives Credit | | 81.13% |
| Incentives Awarded | | 10.00 pts |
| PBP Verification | | N/A pts |
| Total Score | | 91.13% |

Provider/Program Name: ENA, Inc., dba NECCO (formerly GA SAFE) - Martinez ILP (5137) - CCI

| Program Census Information: | | # Children in Care During Quarter: 13 | # Placements During Quarter: 13 | # Children in Care On Last Day: 11 |
|---|---------------------------------------|---------------------------------------|---------------------------------|------------------------------------|
| ILP/TLP Incentive Credits | Avg Performance All ILP/TLPs (Points) | Provider Performance (%)* | Possible Points (Weight) | Provider Points Earned |
| No DJJ or DOC Involvement | | 100% | 5 | 5.00 |
| Extended Foster Care Services | | 50% | 5 | 2.50 |
| Positive Permanency Connections | | 0% | 5 | 0.00 |
| High School Graduation/College Participation/Professional Certification | | 8% | 20 | 1.60 |
| Part-Time Employment with Medical Benefits | | 0% | 20 | 0.00 |
| Living Arrangements at Discharge | | 0% | 20 | 0.00 |
| Additional Academic Supports | | 0% | 2 | 0.00 |
| Additional IL Skills Provision | | 59% | 5 | 2.95 |
| Active Agency Accreditation | | 50% | 4 | 2.00 |
| Staff Clinical Licensure | | 10% | 5 | 0.50 |
| Incentives Total | 12.61 | | 91 | 14.55 |

*Performance calculation descriptions can be found in the FY 2018 RBWO PBP Measurements and Standards Guide.

Child Protective Services Investigations and Dispositions

The following investigations data, which is not used for scoring but is considered significant to a provider's performance, is from Georgia SHINES and is not considered final or complete until the end of the fiscal year.

| | |
|-----------------------------------|---|
| Total Reports: | 0 |
| Number Screened In: | 0 |
| Number Screened Out: | 0 |
| Number Substantiated: | 0 |
| Number Unsubstantiated: | 0 |
| Number Active CPS Investigations: | 0 |



DHS, DFCS, Office of Provider Management
Performance-Based Placement Measures
RBWO Provider GA+SCORECARD - ILP/TLP
Report Quarter: Q3 FY2018



Error: Subreport could not be shown.

**Performance-Based Placement Measures**
RBWO Provider GA+SCORECARD - ILP/TLP

Report Quarter: Q3 FY2018

Provider/Program Name: Exquisite Care - ILP 2 (5240) - CCI

100 Chase Ridge Dr., Riverdale, GA 30296

Phone: 770-580-0542

Vendor ID# 143545

Quarterly Scores (Grades)

Q1: 63.26 (D-)

Q2: 75.98 (C)

Q3: 84.94 (B)

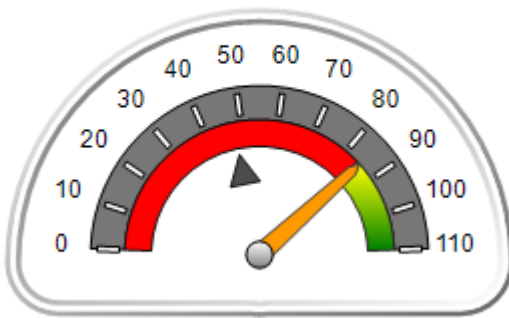
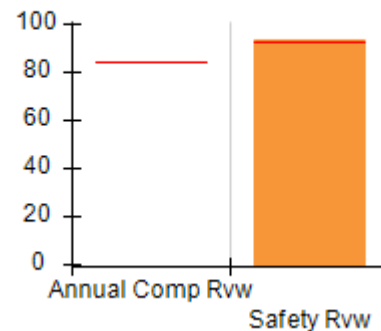
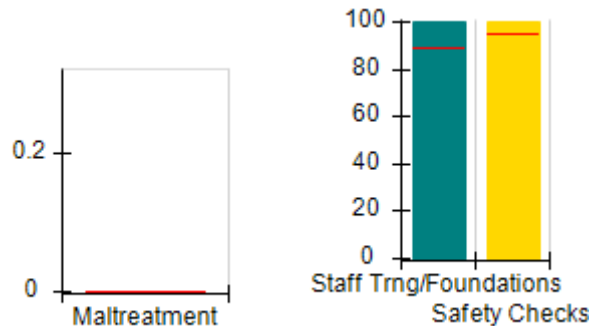
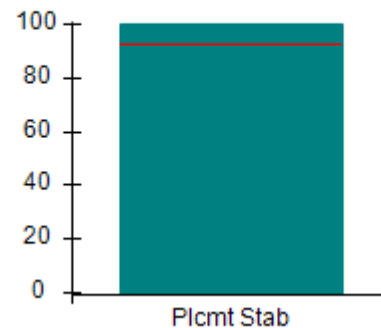
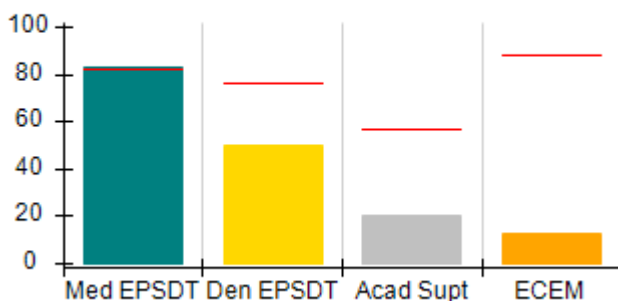
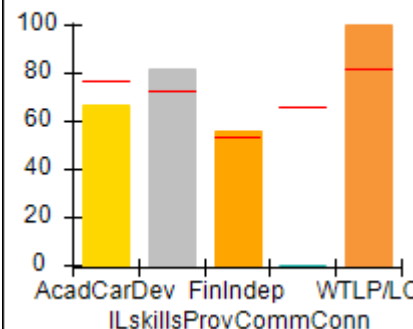
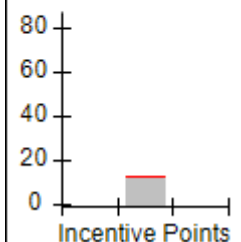
Q4: N/A

Current Quarter Score (Grade)**84.94%****(B)**

Program Census Information:

Children in Care During
Quarter: 6# Placements During
Quarter: 6# Children in Care On Last
Day: 5**Quarterly Provider Comparisons to All ILP/TLPs**

▼ — indicates average for all ILP/TLPs

Overall Score (%)**OPM Monitoring Reviews (%)****Safety Outcomes (%)****Permanency Outcomes (%)****Well-Being Outcomes (%)****ILP/TLP Outcomes (%)****Incentives Earned (Points)**



Performance-Based Placement Measures

RBWO Provider GA+SCORECARD - ILP/TLP

Report Quarter: Q3 FY2018

Provider/Program Name: Exquisite Care - ILP 2 (5240) - CCI

100 Chase Ridge Dr., Riverdale, GA 30296

Phone: 770-580-0542

Vendor ID# 143545

Quarterly Scores (Grades)

Q1: 63.26 (D-)

Q2: 75.98 (C)

Q3: 84.94 (B)

Q4: N/A

Current Quarter Score (Grade)**84.94%**
(B)

Program Census Information:

Children in Care During
Quarter: 6# Placements During
Quarter: 6# Children in Care On
Last Day: 5**Avg
Performance All
ILP/TLPs (%)****Provider
Performance (%)*****Possible Points
(Weight)****Provider Points
Earned****OPM Monitoring Reviews**

| | | | | |
|------------------------------|-----|-------------------|----------|-------------|
| Annual Comprehensive Reviews | 84% | Not Yet Conducted | | |
| Safety Reviews | 93% | 93% | 5 | 4.66 |
| Monitoring Sub-Total | | | 5 | 4.66 |

ILP/TLP Safety Outcomes

| | | | | |
|----------------------------|-------|--------------|-----------|--------------|
| Incidence of Maltreatment | 0.00% | Not Eligible | | |
| Staff Training/Foundations | 89% | 100% | 6.5 | 6.50 |
| Staff Safety Checks | 95% | 100% | 6.5 | 6.50 |
| Safety Sub-Total | | | 13 | 13.00 |

ILP/TLP Permanency Outcomes

| | | | | |
|-----------------------------|-----|------|----------|-------------|
| Placement Stability | 93% | 100% | 3 | 3.00 |
| Permanency Sub-Total | | | 3 | 3.00 |

ILP/TLP Well-Being Outcomes

| | | | | |
|--------------------------------|---------|-----|------------|-------------|
| EPSDT Medical Visits | 82% | 83% | 4 | 3.32 |
| EPSDT Dental Visits | 76% | 50% | 4 | 2.00 |
| Academic Supports | 57% | 20% | 2 | 0.40 |
| Provider ECEM Visits | 88% | 13% | 4 | 0.52 |
| Placements with Siblings | No Data | 0% | Not Scored | Not Scored |
| Placements within Legal County | 24% | 0% | Not Scored | Not Scored |
| Well-Being Sub-Total | | | 14 | 6.24 |

ILP/TLP Specialty Outcomes

| | | | | |
|-----------------------------|-----|------|-----------|--------------|
| Academic/Career Development | 77% | 67% | 10 | 6.70 |
| Ind Living Skills Provision | 73% | 82% | 15 | 12.30 |
| Financial Independence | 53% | 56% | 5 | 2.80 |
| Community Connections | 66% | 0% | 5 | 0.00 |
| WTLP/Life Coach | 82% | 100% | 15 | 15.00 |
| Specialty Sub-Total | | | 50 | 36.80 |

*Performance calculation descriptions can be found in the FY 2018 RBWO PBP Measurements and Standards Guide.

Monitoring & Outcomes: Possible Points = 85**Points Earned = 63.70**



Performance-Based Placement Measures RBWO Provider GA+SCORECARD - ILP/TLP

Report Quarter: Q3 FY2018

| | |
|---------------------------------------|------------------|
| Score Before Incentives Credit | 74.94% |
| Incentives Awarded | 10.00 pts |
| PBP Verification | N/A pts |
| Total Score | 84.94% |

| Provider/Program Name: Exquisite Care - ILP 2 (5240) - CCI | | | | |
|--|---------------------------------------|--------------------------------------|--------------------------------|-----------------------------------|
| Program Census Information: | | # Children in Care During Quarter: 6 | # Placements During Quarter: 6 | # Children in Care On Last Day: 5 |
| ILP/TLP Incentive Credits | Avg Performance All ILP/TLPs (Points) | Provider Performance (%)* | Possible Points (Weight) | Provider Points Earned |
| No DJJ or DOC Involvement | | 87% | 5 | 4.35 |
| Extended Foster Care Services | | Not Eligible | 5 | |
| Positive Permanency Connections | | 0% | 5 | 0.00 |
| High School Graduation/College Participation/Professional Certification | | 17% | 20 | 3.40 |
| Part-Time Employment with Medical Benefits | | 0% | 20 | 0.00 |
| Living Arrangements at Discharge | | 0% | 20 | 0.00 |
| Additional Academic Supports | | 0% | 2 | 0.00 |
| Additional IL Skills Provision | | 73% | 5 | 3.65 |
| Active Agency Accreditation | | 0% | 4 | 0.00 |
| Staff Clinical Licensure | | 0% | 5 | 0.00 |
| Incentives Total | 12.61 | | 91 | 11.40 |
| *Performance calculation descriptions can be found in the FY 2018 RBWO PBP Measurements and Standards Guide. | | | | |

| Child Protective Services Investigations and Dispositions | | |
|--|---|--|
| The following investigations data, which is not used for scoring but is considered significant to a provider's performance, is from Georgia SHINES and is not considered final or complete until the end of the fiscal year. | | |
| Total Reports: | 0 | |
| Number Screened In: | 0 | |
| Number Screened Out: | 0 | |
| Number Substantiated: | 0 | |
| Number Unsubstantiated: | 0 | |
| Number Active CPS Investigations: | 0 | |



Performance-Based Placement Measures

RBWO Provider GA+SCORECARD - ILP/TLP

Report Quarter: Q3 FY2018

Provider/Program Name: Families First - Independent Living Program (643) - CCI

80 Joseph E. Lowery Blvd NW, Atlanta, GA 30314

Phone: 404-853-2867

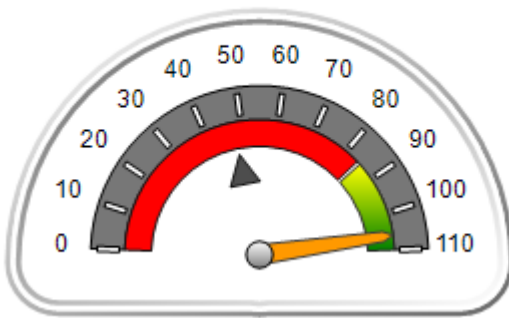
Vendor ID# 35338

| | Quarterly Scores (Grades) | | Current Quarter Score (Grade) |
|-----------------------------|--------------------------------------|--------------------------------|-----------------------------------|
| | Q1: 99.45 (A+) | Q2: 91.12 (A-) | 106.11% (A+) |
| | Q3: 106.11 (A+) | Q4: N/A | |
| Program Census Information: | # Children in Care During Quarter: 7 | # Placements During Quarter: 7 | # Children in Care On Last Day: 4 |

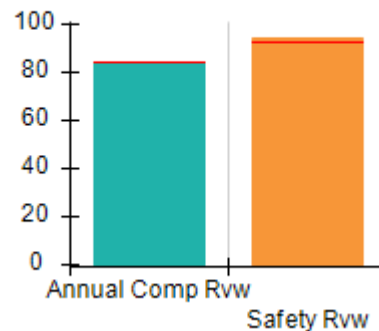
Quarterly Provider Comparisons to All ILP/TLPs

indicates average for all ILP/TLPs

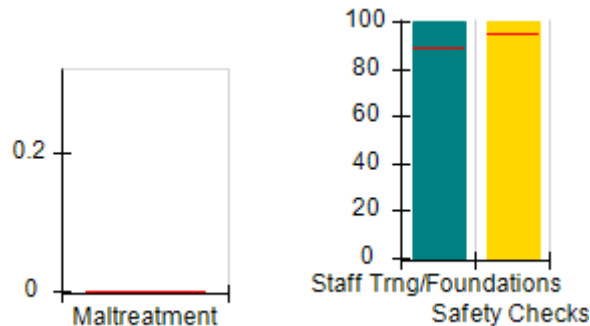
Overall Score (%)



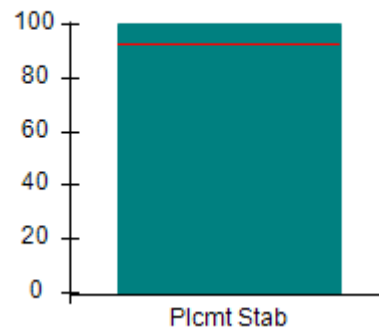
OPM Monitoring Reviews (%)



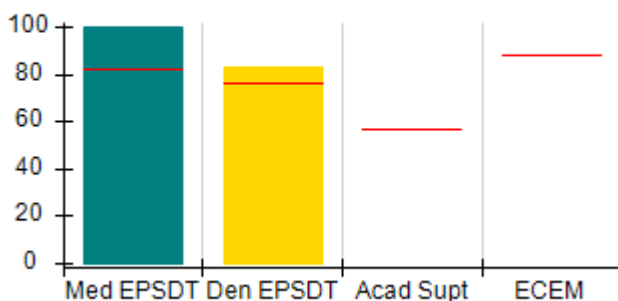
Safety Outcomes (%)



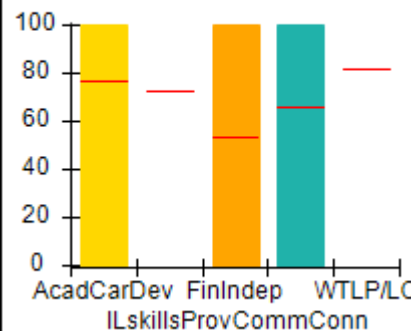
Permanency Outcomes (%)



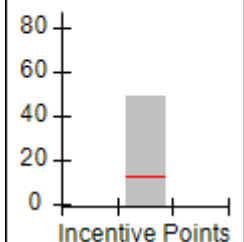
Well-Being Outcomes (%)



ILP/TLP Outcomes (%)



Incentives Earned (Points)





Performance-Based Placement Measures

RBWO Provider GA+SCORECARD - ILP/TLP

Report Quarter: Q3 FY2018

| Provider/Program Name: Families First - Independent Living Program (643) - CCI | | | | |
|--|----------------------------------|--------------------------------------|--------------------------------|-----------------------------------|
| 80 Joseph E. Lowery Blvd NW, Atlanta, GA 30314 Phone: 404-853-2867 Vendor ID# 35338 | | Quarterly Scores (Grades) | | Current Quarter Score (Grade) |
| | | Q1: 99.45 (A+) | Q2: 91.12 (A-) | 106.11% (A+) |
| | | Q3: 106.11 (A+) | Q4: N/A | |
| Program Census Information: | | # Children in Care During Quarter: 7 | # Placements During Quarter: 7 | # Children in Care On Last Day: 4 |
| | Avg Performance All ILP/TLPs (%) | Provider Performance (%)* | Possible Points (Weight) | Provider Points Earned |
| OPM Monitoring Reviews | | | | |
| Annual Comprehensive Reviews | 84% | 84% | 15 | 12.59 |
| Safety Reviews | 93% | 94% | 5 | 4.71 |
| Monitoring Sub-Total | | | 20 | 17.30 |
| ILP/TLP Safety Outcomes | | | | |
| Incidence of Maltreatment | 0.00% | Not Eligible | | |
| Staff Training/Foundations | 89% | 100% | 6.5 | 6.50 |
| Staff Safety Checks | 95% | 100% | 6.5 | 6.50 |
| Safety Sub-Total | | | 13 | 13.00 |
| ILP/TLP Permanency Outcomes | | | | |
| Placement Stability | 93% | 100% | 3 | 3.00 |
| Permanency Sub-Total | | | 3 | 3.00 |
| ILP/TLP Well-Being Outcomes | | | | |
| EPSDT Medical Visits | 82% | 100% | 7 | 7.00 |
| EPSDT Dental Visits | 76% | 83% | 7 | 5.81 |
| Academic Supports | 57% | Not Eligible | | |
| Provider ECEM Visits | 88% | Not Eligible | N/A | |
| Placements with Siblings | No Data | 0% | Not Scored | Not Scored |
| Placements within Legal County | 24% | Not Eligible | Not Scored | Not Scored |
| Well-Being Sub-Total | | | 14 | 12.81 |
| ILP/TLP Specialty Outcomes | | | | |
| Academic/Career Development | 77% | 100% | 25 | 25.00 |
| Ind Living Skills Provision | 73% | Not Eligible | N/A | |
| Financial Independence | 53% | 100% | 12.5 | 12.50 |
| Community Connections | 66% | 100% | 12.5 | 12.50 |
| WTLF/Life Coach | 82% | Not Eligible | N/A | |
| Specialty Sub-Total | | | 50 | 50.00 |
| *Performance calculation descriptions can be found in the FY 2018 RBWO PBP Measurements and Standards Guide. | | | | |

Monitoring & Outcomes: Possible Points = 100

Points Earned = 96.11



Performance-Based Placement Measures

RBWO Provider GA+SCORECARD - ILP/TLP

Report Quarter: Q3 FY2018

| | |
|---------------------------------------|------------------|
| Score Before Incentives Credit | 96.11% |
| Incentives Awarded | 10.00 pts |
| PBP Verification | N/A pts |
| Total Score | 106.11% |

Provider/Program Name: Families First - Independent Living Program (643) - CCI

| Program Census Information: | | # Children in Care During Quarter: 7 | # Placements During Quarter: 7 | # Children in Care On Last Day: 4 |
|--|--|---|-----------------------------------|--------------------------------------|
| ILP/TLP Incentive Credits | Avg Performance All ILP/TLPs (Points) | Provider Performance (%)* | Possible Points (Weight) | Provider Points Earned |
| No DJJ or DOC Involvement | | 100% | 5 | 5.00 |
| Extended Foster Care Services | | Not Eligible | 5 | |
| Positive Permanency Connections | | 0% | 5 | 0.00 |
| High School Graduation/College Participation/Professional Certification | | 33% | 20 | 6.60 |
| Part-Time Employment with Medical Benefits | | 67% | 20 | 13.40 |
| Living Arrangements at Discharge | | 100% | 20 | 20.00 |
| Additional Academic Supports | | Not Eligible | 2 | |
| Additional IL Skills Provision | | 27% | 5 | 1.35 |
| Active Agency Accreditation | | 50% | 4 | 2.00 |
| Staff Clinical Licensure | | 10% | 5 | 0.50 |
| Incentives Total | 12.61 | | 91 | 48.85 |

*Performance calculation descriptions can be found in the FY 2018 RBWO PBP Measurements and Standards Guide.

Child Protective Services Investigations and Dispositions

The following investigations data, which is not used for scoring but is considered significant to a provider's performance, is from Georgia SHINES and is not considered final or complete until the end of the fiscal year.

| | | |
|-----------------------------------|---|--|
| Total Reports: | 0 | |
| Number Screened In: | 0 | |
| Number Screened Out: | 0 | |
| Number Substantiated: | 0 | |
| Number Unsubstantiated: | 0 | |
| Number Active CPS Investigations: | 0 | |



Performance-Based Placement Measures

RBWO Provider GA+SCORECARD - ILP/TLP

Report Quarter: Q3 FY2018

Provider/Program Name: Goshen Valley Foundation - North Georgia New Beginnings ILP (5130) - CCI

200 West Main St., Canton, GA 30114

Phone: 770-796-4618

Vendor ID# 111810

Quarterly Scores (Grades)

Current Quarter Score (Grade)

Q1: 105.64 (A+)

Q2: 102.76 (A+)

107.83%

Q3: 107.83 (A+)

Q4: N/A

(A+)

Program Census Information:

Children in Care During Quarter: 23

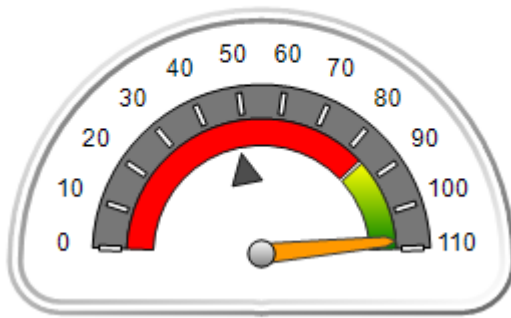
Placements During Quarter: 24

Children in Care On Last Day: 15

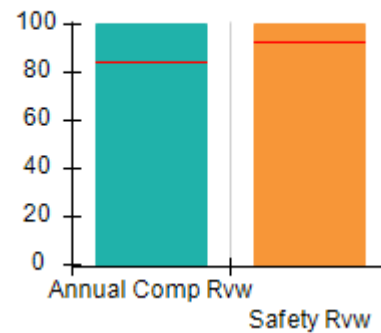
Quarterly Provider Comparisons to All ILP/TLPs

indicates average for all ILP/TLPs

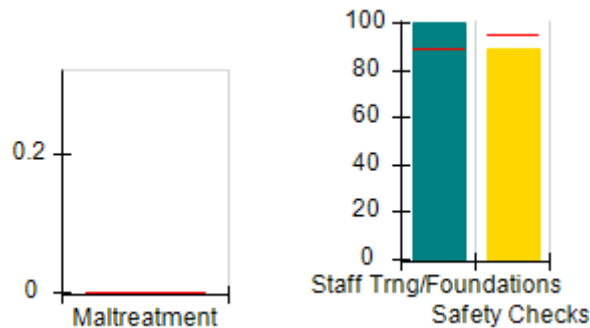
Overall Score (%)



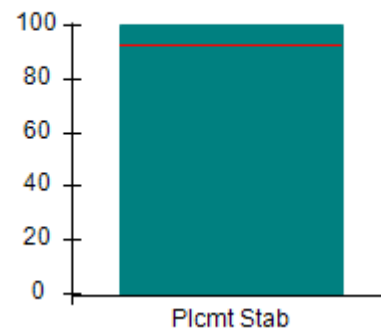
OPM Monitoring Reviews (%)



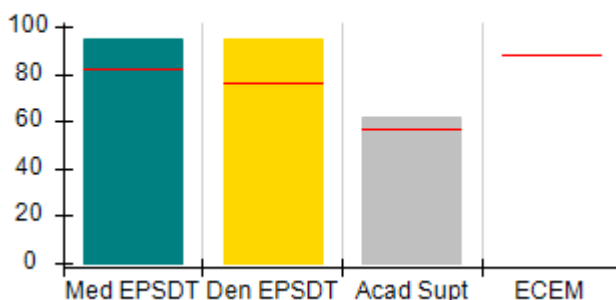
Safety Outcomes (%)



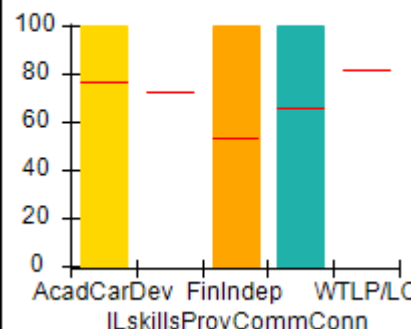
Permanency Outcomes (%)



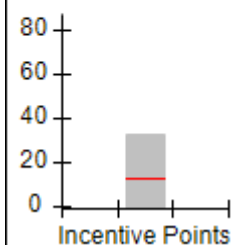
Well-Being Outcomes (%)



ILP/TLP Outcomes (%)



Incentives Earned (Points)





Performance-Based Placement Measures

RBWO Provider GA+SCORECARD - ILP/TLP

Report Quarter: Q3 FY2018

Provider/Program Name: Goshen Valley Foundation - North Georgia New Beginnings ILP (5130) - CCI

| | | | |
|--|----------------------------------|------------------------|--------------------------------------|
| 200 West Main St., Canton, GA 30114 Phone: 770-796-4618 Vendor ID# 111810 | Quarterly Scores (Grades) | | Current Quarter Score (Grade) |
| | Q1: 105.64 (A+) | Q2: 102.76 (A+) | 107.83% (A+) |
| | Q3: 107.83 (A+) | Q4: N/A | |

| | | | |
|-----------------------------|---------------------------------------|---------------------------------|------------------------------------|
| Program Census Information: | # Children in Care During Quarter: 23 | # Placements During Quarter: 24 | # Children in Care On Last Day: 15 |
|-----------------------------|---------------------------------------|---------------------------------|------------------------------------|

| | Avg Performance All ILP/TLPs (%) | Provider Performance (%)* | Possible Points (Weight) | Provider Points Earned |
|------------------------------------|---|----------------------------------|---------------------------------|-------------------------------|
| OPM Monitoring Reviews | | | | |
| Annual Comprehensive Reviews | 84% | 100% | 15 | 15.00 |
| Safety Reviews | 93% | 100% | 5 | 5.00 |
| Monitoring Sub-Total | | | 20 | 20.00 |
| ILP/TLP Safety Outcomes | | | | |
| Incidence of Maltreatment | 0.00% | No Substantiated Reports | 3 | 3.00 |
| Staff Training/Foundations | 89% | 100% | 5 | 5.00 |
| Staff Safety Checks | 95% | 89% | 5 | 4.45 |
| Safety Sub-Total | | | 13 | 12.45 |
| ILP/TLP Permanency Outcomes | | | | |
| Placement Stability | 93% | 100% | 3 | 3.00 |
| Permanency Sub-Total | | | 3 | 3.00 |
| ILP/TLP Well-Being Outcomes | | | | |
| EPSDT Medical Visits | 82% | 95% | 5.6 | 5.32 |
| EPSDT Dental Visits | 76% | 95% | 5.6 | 5.32 |
| Academic Supports | 57% | 62% | 2.8 | 1.74 |
| Provider ECEM Visits | 88% | Not Eligible | N/A | |
| Placements with Siblings | No Data | 0% | Not Scored | Not Scored |
| Placements within Legal County | 24% | 57% | Not Scored | Not Scored |
| Well-Being Sub-Total | | | 14 | 12.38 |
| ILP/TLP Specialty Outcomes | | | | |
| Academic/Career Development | 77% | 100% | 25 | 25.00 |
| Ind Living Skills Provision | 73% | Not Eligible | N/A | |
| Financial Independence | 53% | 100% | 12.5 | 12.50 |
| Community Connections | 66% | 100% | 12.5 | 12.50 |
| WTLP/Life Coach | 82% | Not Eligible | N/A | |
| Specialty Sub-Total | | | 50 | 50.00 |

*Performance calculation descriptions can be found in the FY 2018 RBWO PBP Measurements and Standards Guide.



Performance-Based Placement Measures

RBWO Provider GA+SCORECARD - ILP/TLP

Report Quarter: Q3 FY2018

| | | |
|---------------------------------------|------------------------------|------------------------------|
| Monitoring & Outcomes: | Possible Points = 100 | Points Earned = 97.83 |
| Score Before Incentives Credit | | 97.83% |
| Incentives Awarded | | 10.00 pts |
| PBP Verification | | N/A pts |
| Total Score | | 107.83% |

Provider/Program Name: Goshen Valley Foundation - North Georgia New Beginnings ILP (5130) - CCI

| Program Census Information: | | # Children in Care During Quarter: 23 | # Placements During Quarter: 24 | # Children in Care On Last Day: 15 |
|---|---------------------------------------|---------------------------------------|---------------------------------|------------------------------------|
| ILP/TLP Incentive Credits | Avg Performance All ILP/TLPs (Points) | Provider Performance (%)* | Possible Points (Weight) | Provider Points Earned |
| No DJJ or DOC Involvement | | 98% | 5 | 4.90 |
| Extended Foster Care Services | | 50% | 5 | 2.50 |
| Positive Permanency Connections | | 100% | 5 | 5.00 |
| High School Graduation/College Participation/Professional Certification | | 16% | 20 | 3.20 |
| Part-Time Employment with Medical Benefits | | 22% | 20 | 4.40 |
| Living Arrangements at Discharge | | 22% | 20 | 4.40 |
| Additional Academic Supports | | 62% | 2 | 1.24 |
| Additional IL Skills Provision | | 88% | 5 | 4.40 |
| Active Agency Accreditation | | 50% | 4 | 2.00 |
| Staff Clinical Licensure | | 10% | 5 | 0.50 |
| Incentives Total | 12.61 | | 91 | 32.54 |

*Performance calculation descriptions can be found in the FY 2018 RBWO PBP Measurements and Standards Guide.

Child Protective Services Investigations and Dispositions

The following investigations data, which is not used for scoring but is considered significant to a provider's performance, is from Georgia SHINES and is not considered final or complete until the end of the fiscal year.

| | |
|-----------------------------------|---|
| Total Reports: | 0 |
| Number Screened In: | 0 |
| Number Screened Out: | 0 |
| Number Substantiated: | 0 |
| Number Unsubstantiated: | 0 |
| Number Active CPS Investigations: | 0 |



Performance-Based Placement Measures RBWO Provider GA+SCORECARD - ILP/TLP

Report Quarter: Q3 FY2018

Provider/Program Name: Greenbriar Children's Center - ILP Program (5118) - CCI

711 Lincoln Street, Savannah, GA 31401

Phone: 912-349-2189

Vendor ID# 105891

Quarterly Scores (Grades)

Q1: 39.55 (F)

Q2: 78.68 (C+)

Q3: 58.42 (F)

Q4: N/A

Current Quarter Score (Grade)

58.42%

(F)

Program Census Information:

Children in Care During
Quarter: 4

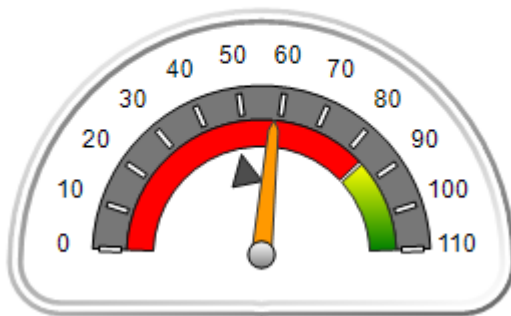
Placements During
Quarter: 4

Children in Care On Last
Day: 3

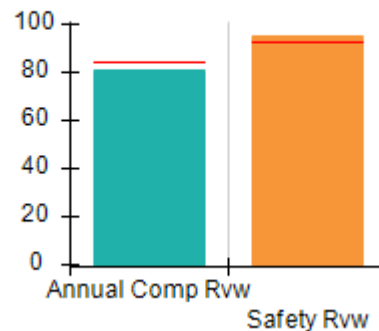
Quarterly Provider Comparisons to All ILP/TLPs

▼ indicates average for all ILP/TLPs

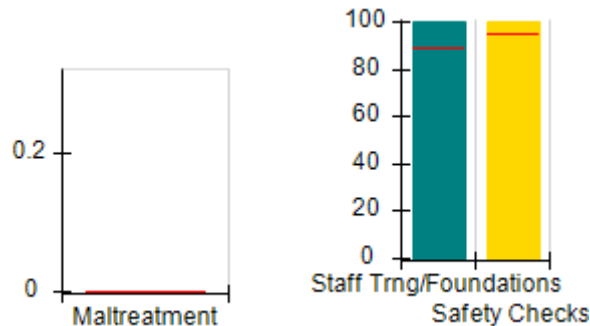
Overall Score (%)



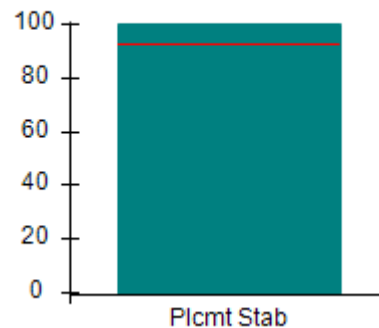
OPM Monitoring Reviews (%)



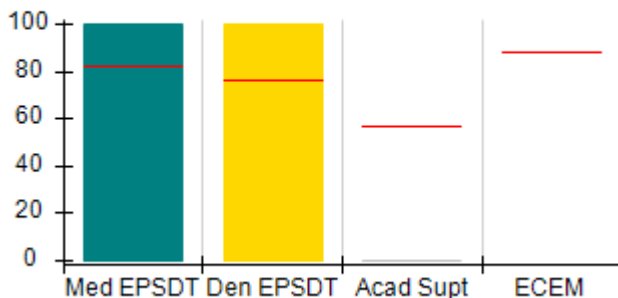
Safety Outcomes (%)



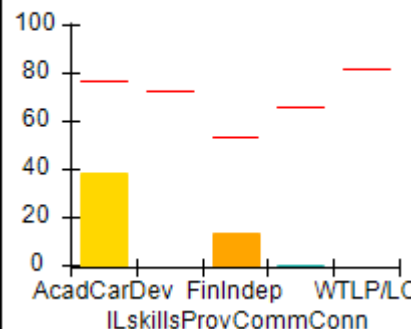
Permanency Outcomes (%)



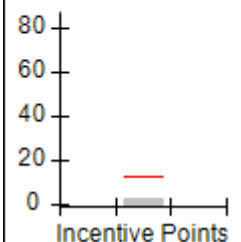
Well-Being Outcomes (%)



ILP/TLP Outcomes (%)



Incentives Earned (Points)





Performance-Based Placement Measures

RBWO Provider GA+SCORECARD - ILP/TLP

Report Quarter: Q3 FY2018

| Provider/Program Name: Greenbriar Children's Center - ILP Program (5118) - CCI | | | | |
|--|----------------------------------|--------------------------------------|--------------------------------|-----------------------------------|
| 711 Lincoln Street, Savannah, GA 31401 | | Quarterly Scores (Grades) | | Current Quarter Score (Grade) |
| Phone: 912-349-2189 | | Q1: 39.55 (F) | Q2: 78.68 (C+) | 58.42% (F) |
| Vendor ID# 105891 | | Q3: 58.42 (F) | Q4: N/A | |
| Program Census Information: | | # Children in Care During Quarter: 4 | # Placements During Quarter: 4 | # Children in Care On Last Day: 3 |
| | Avg Performance All ILP/TLPs (%) | Provider Performance (%)* | Possible Points (Weight) | Provider Points Earned |
| OPM Monitoring Reviews | | | | |
| Annual Comprehensive Reviews | 84% | 81% | 15 | 12.17 |
| Safety Reviews | 93% | 95% | 5 | 4.77 |
| Monitoring Sub-Total | | | 20 | 16.94 |
| ILP/TLP Safety Outcomes | | | | |
| Incidence of Maltreatment | 0.00% | Not Eligible | | |
| Staff Training/Foundations | 89% | 100% | 6.5 | 6.50 |
| Staff Safety Checks | 95% | 100% | 6.5 | 6.50 |
| Safety Sub-Total | | | 13 | 13.00 |
| ILP/TLP Permanency Outcomes | | | | |
| Placement Stability | 93% | 100% | 3 | 3.00 |
| Permanency Sub-Total | | | 3 | 3.00 |
| ILP/TLP Well-Being Outcomes | | | | |
| EPSDT Medical Visits | 82% | 100% | 5.6 | 5.60 |
| EPSDT Dental Visits | 76% | 100% | 5.6 | 5.60 |
| Academic Supports | 57% | 0% | 2.8 | 0.00 |
| Provider ECEM Visits | 88% | Not Eligible | N/A | |
| Placements with Siblings | No Data | 100% | Not Scored | Not Scored |
| Placements within Legal County | 24% | 100% | Not Scored | Not Scored |
| Well-Being Sub-Total | | | 14 | 11.20 |
| ILP/TLP Specialty Outcomes | | | | |
| Academic/Career Development | 77% | 38% | 25 | 9.50 |
| Ind Living Skills Provision | 73% | Not Eligible | N/A | |
| Financial Independence | 53% | 13% | 12.5 | 1.63 |
| Community Connections | 66% | 0% | 12.5 | 0.00 |
| WTLF/Life Coach | 82% | Not Eligible | N/A | |
| Specialty Sub-Total | | | 50 | 11.13 |
| *Performance calculation descriptions can be found in the FY 2018 RBWO PBP Measurements and Standards Guide. | | | | |

Monitoring & Outcomes: Possible Points = 100

Points Earned = 55.27



Performance-Based Placement Measures

RBWO Provider GA+SCORECARD - ILP/TLP

Report Quarter: Q3 FY2018

| | |
|---------------------------------------|------------------|
| Score Before Incentives Credit | 55.27% |
| Incentives Awarded | 03.15 pts |
| PBP Verification | N/A pts |
| Total Score | 58.42% |

Provider/Program Name: Greenbriar Children's Center - ILP Program (5118) - CCI

| Program Census Information: | | # Children in Care During Quarter: 4 | # Placements During Quarter: 4 | # Children in Care On Last Day: 3 |
|--|--|---|-----------------------------------|--------------------------------------|
| ILP/TLP Incentive Credits | Avg Performance All ILP/TLPs (Points) | Provider Performance (%)* | Possible Points (Weight) | Provider Points Earned |
| No DJJ or DOC Involvement | | 63% | 5 | 3.15 |
| Extended Foster Care Services | | Not Eligible | 5 | |
| Positive Permanency Connections | | 0% | 5 | 0.00 |
| High School Graduation/College Participation/Professional Certification | | 0% | 20 | 0.00 |
| Part-Time Employment with Medical Benefits | | 0% | 20 | 0.00 |
| Living Arrangements at Discharge | | 0% | 20 | 0.00 |
| Additional Academic Supports | | 0% | 2 | 0.00 |
| Additional IL Skills Provision | | 0% | 5 | 0.00 |
| Active Agency Accreditation | | 0% | 4 | 0.00 |
| Staff Clinical Licensure | | 0% | 5 | 0.00 |
| Incentives Total | 12.61 | | 91 | 3.15 |

*Performance calculation descriptions can be found in the FY 2018 RBWO PBP Measurements and Standards Guide.

Child Protective Services Investigations and Dispositions

The following investigations data, which is not used for scoring but is considered significant to a provider's performance, is from Georgia SHINES and is not considered final or complete until the end of the fiscal year.

| | | |
|-----------------------------------|---|--|
| Total Reports: | 0 | |
| Number Screened In: | 0 | |
| Number Screened Out: | 0 | |
| Number Substantiated: | 0 | |
| Number Unsubstantiated: | 0 | |
| Number Active CPS Investigations: | 0 | |



Performance-Based Placement Measures

RBWO Provider GA+SCORECARD - ILP/TLP

Report Quarter: Q3 FY2018

Provider/Program Name: Haven Heart's Community Development Center - Have A Heart For Heaven (5151) - CCI

950 Lake Ridge Pkwy, Riverdale, GA 30296

Phone: 7064091896

Vendor ID# 115564

Quarterly Scores (Grades)

Current Quarter Score (Grade)

Q1: 41.51 (F)

Q2: 105.50 (A+)

82.28%

Q3: 82.28 (B-)

Q4: N/A

(B-)

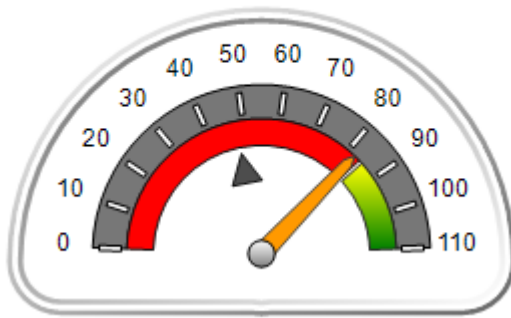
Program Census Information:

Children in Care During
Quarter: 2# Placements During
Quarter: 2# Children in Care On Last
Day: 2

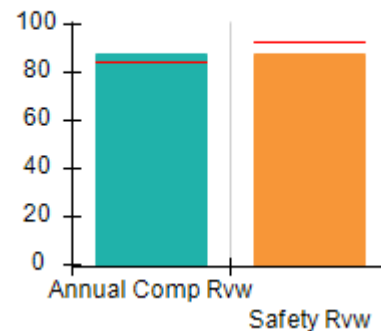
Quarterly Provider Comparisons to All ILP/TLPs

indicates average for all ILP/TLPs

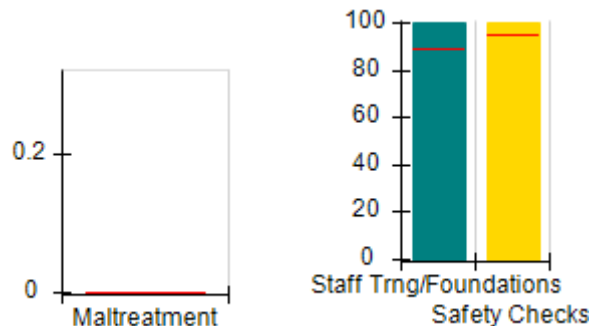
Overall Score (%)



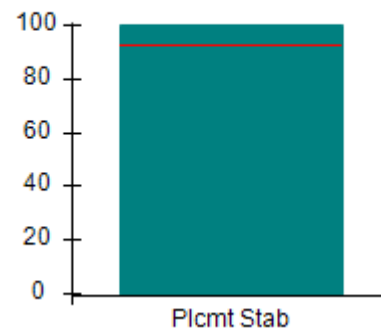
OPM Monitoring Reviews (%)



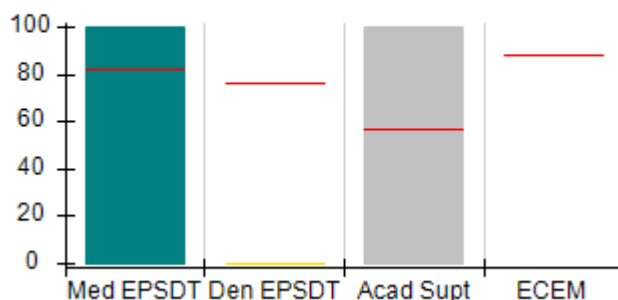
Safety Outcomes (%)



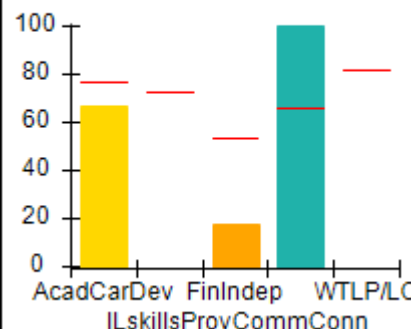
Permanency Outcomes (%)



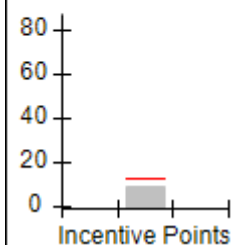
Well-Being Outcomes (%)



ILP/TLP Outcomes (%)



Incentives Earned (Points)





Performance-Based Placement Measures

RBWO Provider GA+SCORECARD - ILP/TLP

Report Quarter: Q3 FY2018

| | | | | |
|---|---|--------------------------------------|---------------------------------|--------------------------------------|
| Provider/Program Name: Haven Heart's Community Development Center - Have A Heart For Heaven (5151) - CCI | | | | |
| 950 Lake Ridge Pkwy, Riverdale, GA 30296 | | Quarterly Scores (Grades) | | Current Quarter Score (Grade) |
| Phone: 7064091896 | | Q1: 41.51 (F) | Q2: 105.50 (A+) | 82.28% (B-) |
| Vendor ID# 115564 | | Q3: 82.28 (B-) | Q4: N/A | |
| Program Census Information: | | # Children in Care During Quarter: 2 | # Placements During Quarter: 2 | # Children in Care On Last Day: 2 |
| | Avg Performance All ILP/TLPs (%) | Provider Performance (%)* | Possible Points (Weight) | Provider Points Earned |
| OPM Monitoring Reviews | | | | |
| Annual Comprehensive Reviews | 84% | 87% | 15 | 13.10 |
| Safety Reviews | 93% | 88% | 5 | 4.40 |
| Monitoring Sub-Total | | | 20 | 17.50 |
| ILP/TLP Safety Outcomes | | | | |
| Incidence of Maltreatment | 0.00% | Not Eligible | | |
| Staff Training/Foundations | 89% | 100% | 6.5 | 6.50 |
| Staff Safety Checks | 95% | 100% | 6.5 | 6.50 |
| Safety Sub-Total | | | 13 | 13.00 |
| ILP/TLP Permanency Outcomes | | | | |
| Placement Stability | 93% | 100% | 3 | 3.00 |
| Permanency Sub-Total | | | 3 | 3.00 |
| ILP/TLP Well-Being Outcomes | | | | |
| EPSDT Medical Visits | 82% | 100% | 5.6 | 5.60 |
| EPSDT Dental Visits | 76% | 0% | 5.6 | 0.00 |
| Academic Supports | 57% | 100% | 2.8 | 2.80 |
| Provider ECEM Visits | 88% | Not Eligible | N/A | |
| Placements with Siblings | No Data | Not Eligible | Not Scored | Not Scored |
| Placements within Legal County | 24% | Not Eligible | Not Scored | Not Scored |
| Well-Being Sub-Total | | | 14 | 8.40 |
| ILP/TLP Specialty Outcomes | | | | |
| Academic/Career Development | 77% | 67% | 25 | 16.75 |
| Ind Living Skills Provision | 73% | Not Eligible | N/A | |
| Financial Independence | 53% | 17% | 12.5 | 2.13 |
| Community Connections | 66% | 100% | 12.5 | 12.50 |
| WTLP/Life Coach | 82% | Not Eligible | N/A | |
| Specialty Sub-Total | | | 50 | 31.38 |
| *Performance calculation descriptions can be found in the FY 2018 RBWO PBP Measurements and Standards Guide. | | | | |

Monitoring & Outcomes: Possible Points = 100

Points Earned = 73.27



Performance-Based Placement Measures

RBWO Provider GA+SCORECARD - ILP/TLP

Report Quarter: Q3 FY2018

| | |
|---------------------------------------|------------------|
| Score Before Incentives Credit | 73.27% |
| Incentives Awarded | 09.01 pts |
| PBP Verification | N/A pts |
| Total Score | 82.28% |

Provider/Program Name: Haven Heart's Community Development Center - Have A Heart For Heaven (5151) - CCI

| Program Census Information: | | # Children in Care During Quarter: 2 | # Placements During Quarter: 2 | # Children in Care On Last Day: 2 |
|---|---------------------------------------|--------------------------------------|--------------------------------|-----------------------------------|
| ILP/TLP Incentive Credits | Avg Performance All ILP/TLPs (Points) | Provider Performance (%)* | Possible Points (Weight) | Provider Points Earned |
| No DJJ or DOC Involvement | | 67% | 5 | 3.35 |
| Extended Foster Care Services | | Not Eligible | 5 | |
| Positive Permanency Connections | | 0% | 5 | 0.00 |
| High School Graduation/College Participation/Professional Certification | | 0% | 20 | 0.00 |
| Part-Time Employment with Medical Benefits | | Not Eligible | 20 | |
| Living Arrangements at Discharge | | Not Eligible | 20 | |
| Additional Academic Supports | | 33% | 2 | 0.66 |
| Additional IL Skills Provision | | 100% | 5 | 5.00 |
| Active Agency Accreditation | | 0% | 4 | 0.00 |
| Staff Clinical Licensure | | 0% | 5 | 0.00 |
| Incentives Total | 12.61 | | 91 | 9.01 |

*Performance calculation descriptions can be found in the FY 2018 RBWO PBP Measurements and Standards Guide.

Child Protective Services Investigations and Dispositions

The following investigations data, which is not used for scoring but is considered significant to a provider's performance, is from Georgia SHINES and is not considered final or complete until the end of the fiscal year.

| | | |
|-----------------------------------|---|--|
| Total Reports: | 0 | |
| Number Screened In: | 0 | |
| Number Screened Out: | 0 | |
| Number Substantiated: | 0 | |
| Number Unsubstantiated: | 0 | |
| Number Active CPS Investigations: | 0 | |



Performance-Based Placement Measures

RBWO Provider GA+SCORECARD - ILP/TLP

Report Quarter: Q3 FY2018

Provider/Program Name: Haven Heart's Community Development Center - Making A Difference (5152) - CCI

512 King Arnold Street, Atlanta, GA 30354

Phone: 7064091896

Vendor ID# 115565

Quarterly Scores (Grades)

Q1: 105.17 (A+)

Q2: 106.89 (A+)

Q3: 83.54 (B-)

Q4: N/A

Current Quarter Score (Grade)

83.54%

(B-)

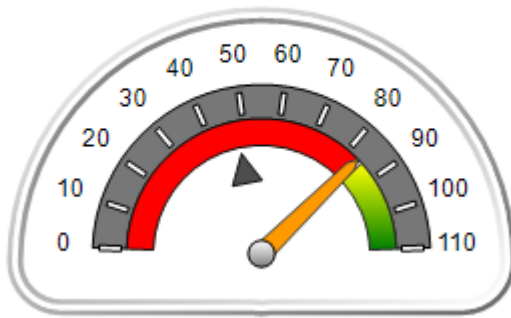
Program Census Information:

Children in Care During
Quarter: 6# Placements During
Quarter: 6# Children in Care On Last
Day: 3

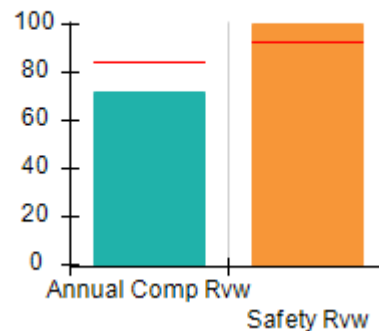
Quarterly Provider Comparisons to All ILP/TLPs

indicates average for all ILP/TLPs

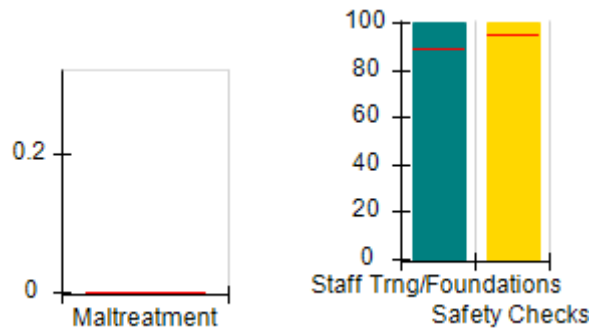
Overall Score (%)



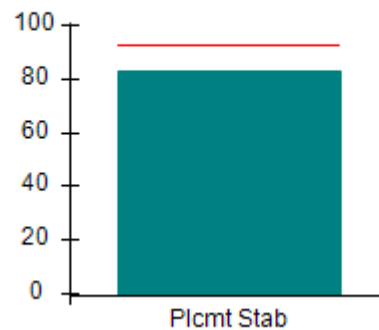
OPM Monitoring Reviews (%)



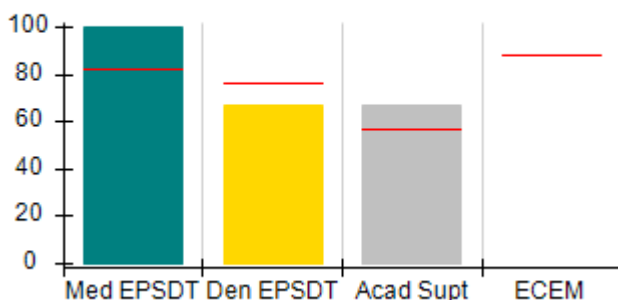
Safety Outcomes (%)



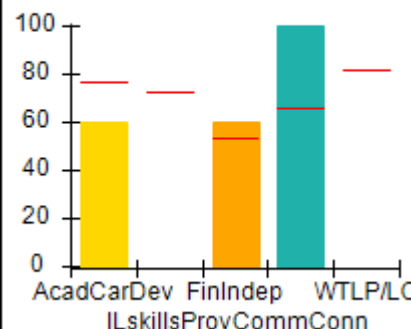
Permanency Outcomes (%)



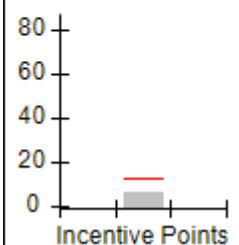
Well-Being Outcomes (%)



ILP/TLP Outcomes (%)



Incentives Earned (Points)





Performance-Based Placement Measures
RBWO Provider GA+SCORECARD - ILP/TLP

Report Quarter: Q3 FY2018

| | | | | |
|--|---|--------------------------------------|---------------------------------|--------------------------------------|
| Provider/Program Name: Haven Heart's Community Development Center - Making A Difference (5152) - CCI | | | | |
| 512 King Arnold Street, Atlanta, GA 30354 | | Quarterly Scores (Grades) | | Current Quarter Score (Grade) |
| Phone: 7064091896 | | Q1: 105.17 (A+) | Q2: 106.89 (A+) | 83.54% |
| Vendor ID# 115565 | | Q3: 83.54 (B-) | Q4: N/A | (B-) |
| Program Census Information: | | # Children in Care During Quarter: 6 | # Placements During Quarter: 6 | # Children in Care On Last Day: 3 |
| | Avg Performance All ILP/TLPs (%) | Provider Performance (%)* | Possible Points (Weight) | Provider Points Earned |
| OPM Monitoring Reviews | | | | |
| Annual Comprehensive Reviews | 84% | 72% | 15 | 10.82 |
| Safety Reviews | 93% | 100% | 5 | 5.00 |
| Monitoring Sub-Total | | | 20 | 15.82 |
| ILP/TLP Safety Outcomes | | | | |
| Incidence of Maltreatment | 0.00% | No Substantiated Reports | 3 | 3.00 |
| Staff Training/Foundations | 89% | 100% | 5 | 5.00 |
| Staff Safety Checks | 95% | 100% | 5 | 5.00 |
| Safety Sub-Total | | | 13 | 13.00 |
| ILP/TLP Permanency Outcomes | | | | |
| Placement Stability | 93% | 83% | 3 | 2.49 |
| Permanency Sub-Total | | | 3 | 2.49 |
| ILP/TLP Well-Being Outcomes | | | | |
| EPSDT Medical Visits | 82% | 100% | 5.6 | 5.60 |
| EPSDT Dental Visits | 76% | 67% | 5.6 | 3.75 |
| Academic Supports | 57% | 67% | 2.8 | 1.88 |
| Provider ECEM Visits | 88% | Not Eligible | N/A | |
| Placements with Siblings | No Data | Not Eligible | Not Scored | Not Scored |
| Placements within Legal County | 24% | 0% | Not Scored | Not Scored |
| Well-Being Sub-Total | | | 14 | 11.23 |
| ILP/TLP Specialty Outcomes | | | | |
| Academic/Career Development | 77% | 60% | 25 | 15.00 |
| Ind Living Skills Provision | 73% | Not Eligible | N/A | |
| Financial Independence | 53% | 60% | 12.5 | 7.50 |
| Community Connections | 66% | 100% | 12.5 | 12.50 |
| WTLP/Life Coach | 82% | Not Eligible | N/A | |
| Specialty Sub-Total | | | 50 | 35.00 |
| *Performance calculation descriptions can be found in the FY 2018 RBWO PBP Measurements and Standards Guide. | | | | |



Performance-Based Placement Measures

RBWO Provider GA+SCORECARD - ILP/TLP

Report Quarter: Q3 FY2018

| | | |
|---------------------------------------|------------------------------|------------------------------|
| Monitoring & Outcomes: | Possible Points = 100 | Points Earned = 77.54 |
| Score Before Incentives Credit | | 77.54% |
| Incentives Awarded | | 06.00 pts |
| PBP Verification | | N/A pts |
| Total Score | | 83.54% |

Provider/Program Name: Haven Heart's Community Development Center - Making A Difference (5152) - CCI

| Program Census Information: | | # Children in Care During Quarter: 6 | # Placements During Quarter: 6 | # Children in Care On Last Day: 3 |
|---|---------------------------------------|--------------------------------------|--------------------------------|-----------------------------------|
| ILP/TLP Incentive Credits | Avg Performance All ILP/TLPs (Points) | Provider Performance (%)* | Possible Points (Weight) | Provider Points Earned |
| No DJJ or DOC Involvement | | 60% | 5 | 3.00 |
| Extended Foster Care Services | | Not Eligible | 5 | |
| Positive Permanency Connections | | 0% | 5 | 0.00 |
| High School Graduation/College Participation/Professional Certification | | 0% | 20 | 0.00 |
| Part-Time Employment with Medical Benefits | | 0% | 20 | 0.00 |
| Living Arrangements at Discharge | | 0% | 20 | 0.00 |
| Additional Academic Supports | | 0% | 2 | 0.00 |
| Additional IL Skills Provision | | 60% | 5 | 3.00 |
| Active Agency Accreditation | | 0% | 4 | 0.00 |
| Staff Clinical Licensure | | 0% | 5 | 0.00 |
| Incentives Total | 12.61 | | 91 | 6.00 |

*Performance calculation descriptions can be found in the FY 2018 RBWO PBP Measurements and Standards Guide.

Child Protective Services Investigations and Dispositions

The following investigations data, which is not used for scoring but is considered significant to a provider's performance, is from Georgia SHINES and is not considered final or complete until the end of the fiscal year.

| | |
|-----------------------------------|---|
| Total Reports: | 0 |
| Number Screened In: | 0 |
| Number Screened Out: | 0 |
| Number Substantiated: | 0 |
| Number Unsubstantiated: | 0 |
| Number Active CPS Investigations: | 0 |



Performance-Based Placement Measures

RBWO Provider GA+SCORECARD - ILP/TLP

Report Quarter: Q3 FY2018

Provider/Program Name: Higher Learning Solutions Foundation, Inc. - (5343) - CCI

3692 Gentian Blvd., Columbus, GA 31907

Phone: 706-221-0887

Vendor ID# 158685

Program Census Information:

Children in Care During
Quarter: 1# Placements During
Quarter: 1# Children in Care On Last
Day: 1

Quarterly Scores (Grades)

Q1: (N/A)

Q2: (N/A)

Q3: 95.08 (A)

Q4: N/A

Current Quarter Score
(Grade)

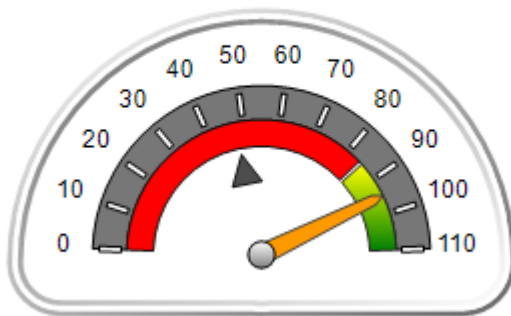
95.08%

(A)

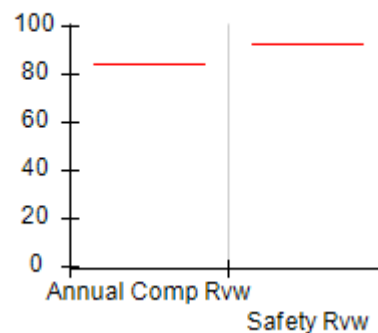
Quarterly Provider Comparisons to All ILP/TLPs

indicates average for all ILP/TLPs

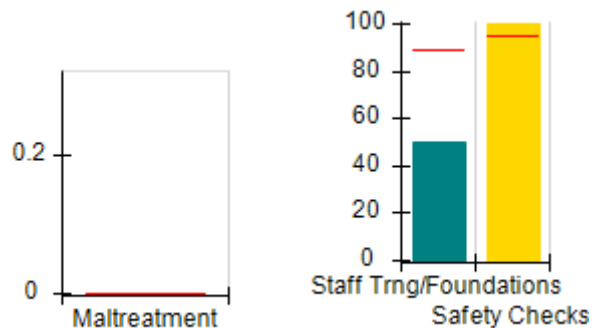
Overall Score (%)



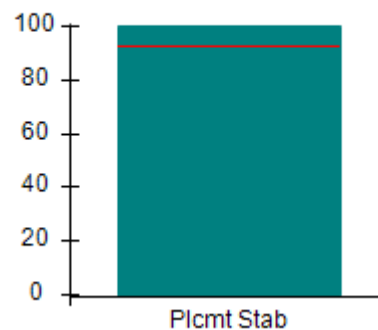
OPM Monitoring Reviews (%)



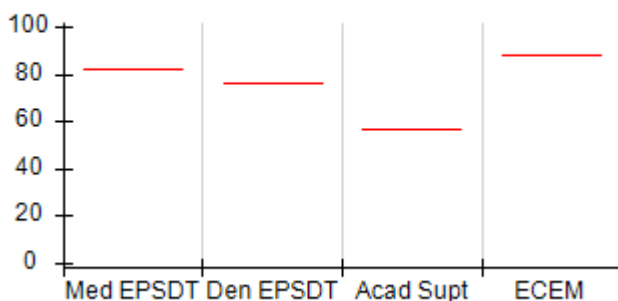
Safety Outcomes (%)



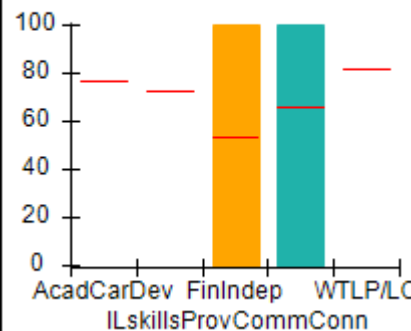
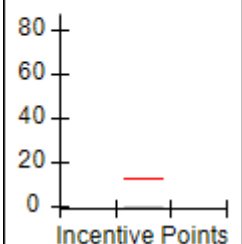
Permanency Outcomes (%)



Well-Being Outcomes (%)



ILP/TLP Outcomes (%)

Incentives
Earned
(Points)



Performance-Based Placement Measures

RBWO Provider GA+SCORECARD - ILP/TLP

Report Quarter: Q3 FY2018

| | | | | |
|--|---|--------------------------------------|---------------------------------|--------------------------------------|
| Provider/Program Name: Higher Learning Solutions Foundation, Inc. - (5343) - CCI | | | | |
| 3692 Gention Blvd., Columbus, GA 31907 | | Quarterly Scores (Grades) | | Current Quarter Score (Grade) |
| Phone: 706-221-0887 | | Q1: (N/A) | Q2: (N/A) | 95.08% (A) |
| Vendor ID# 158685 | | Q3: 95.08 (A) | Q4: N/A | |
| Program Census Information: | | # Children in Care During Quarter: 1 | # Placements During Quarter: 1 | # Children in Care On Last Day: 1 |
| | Avg Performance All ILP/TLPs (%) | Provider Performance (%)* | Possible Points (Weight) | Provider Points Earned |
| OPM Monitoring Reviews | | | | |
| Annual Comprehensive Reviews | 84% | Not Yet Conducted | | |
| Safety Reviews | 93% | Not Yet Conducted | | |
| Monitoring Sub-Total | | | | 0.00 |
| ILP/TLP Safety Outcomes | | | | |
| Incidence of Maltreatment | 0.00% | Not Eligible | | |
| Staff Training/Foundations | 89% | 50% | 6.5 | 3.25 |
| Staff Safety Checks | 95% | 100% | 6.5 | 6.50 |
| Safety Sub-Total | | | 13 | 9.75 |
| ILP/TLP Permanency Outcomes | | | | |
| Placement Stability | 93% | 100% | 3 | 3.00 |
| Permanency Sub-Total | | | 3 | 3.00 |
| ILP/TLP Well-Being Outcomes | | | | |
| EPSDT Medical Visits | 82% | Not Eligible | | |
| EPSDT Dental Visits | 76% | Not Eligible | | |
| Academic Supports | 57% | Not Eligible | | |
| Provider ECEM Visits | 88% | Not Eligible | N/A | |
| Placements with Siblings | No Data | Not Eligible | Not Scored | Not Scored |
| Placements within Legal County | 24% | 0% | Not Scored | Not Scored |
| Well-Being Sub-Total | | | N/A | |
| ILP/TLP Specialty Outcomes | | | | |
| Academic/Career Development | 77% | Not Eligible | | |
| Ind Living Skills Provision | 73% | Not Eligible | N/A | |
| Financial Independence | 53% | 100% | 25 | 25.00 |
| Community Connections | 66% | 100% | 25 | 25.00 |
| WTLPL/Life Coach | 82% | Not Eligible | N/A | |
| Specialty Sub-Total | | | 50 | 50.00 |
| *Performance calculation descriptions can be found in the FY 2018 RBWO PBP Measurements and Standards Guide. | | | | |

Monitoring & Outcomes: Possible Points = 66

Points Earned = 62.75

**Performance-Based Placement Measures**
RBWO Provider GA+SCORECARD - ILP/TLP

Report Quarter: Q3 FY2018

| | |
|---------------------------------------|------------------|
| Score Before Incentives Credit | 95.08% |
| Incentives Awarded | 00.00 pts |
| PBP Verification | N/A pts |
| Total Score | 95.08% |

| Provider/Program Name: Higher Learning Solutions Foundation, Inc. - (5343) - CCI | | | | |
|--|---------------------------------------|--------------------------------------|--------------------------------|-----------------------------------|
| Program Census Information: | | # Children in Care During Quarter: 1 | # Placements During Quarter: 1 | # Children in Care On Last Day: 1 |
| ILP/TLP Incentive Credits | Avg Performance All ILP/TLPs (Points) | Provider Performance (%)* | Possible Points (Weight) | Provider Points Earned |
| No DJJ or DOC Involvement | | Not Eligible | 5 | |
| Extended Foster Care Services | | Not Eligible | 5 | |
| Positive Permanency Connections | | Not Eligible | 5 | |
| High School Graduation/College Participation/Professional Certification | | Not Eligible | 20 | |
| Part-Time Employment with Medical Benefits | | Not Eligible | 20 | |
| Living Arrangements at Discharge | | Not Eligible | 20 | |
| Additional Academic Supports | | Not Eligible | 2 | |
| Additional IL Skills Provision | | Not Eligible | 5 | |
| Active Agency Accreditation | | 0% | 4 | 0.00 |
| Staff Clinical Licensure | | 0% | 5 | 0.00 |
| Incentives Total | 12.61 | | 91 | 0.00 |
| *Performance calculation descriptions can be found in the FY 2018 RBWO PBP Measurements and Standards Guide. | | | | |

| Child Protective Services Investigations and Dispositions | | |
|--|---|--|
| The following investigations data, which is not used for scoring but is considered significant to a provider's performance, is from Georgia SHINES and is not considered final or complete until the end of the fiscal year. | | |
| Total Reports: | 0 | |
| Number Screened In: | 0 | |
| Number Screened Out: | 0 | |
| Number Substantiated: | 0 | |
| Number Unsubstantiated: | 0 | |
| Number Active CPS Investigations: | 0 | |



Performance-Based Placement Measures

RBWO Provider GA+SCORECARD - ILP/TLP

Report Quarter: Q3 FY2018

Provider/Program Name: House of Dawn - ILP (5155) - CCI

7469 Caribou Trail, Riverdale, GA 30237

Phone: 770-477-2385

Vendor ID# 118207

Quarterly Scores (Grades)

Current Quarter Score (Grade)

Q1: 67.00 (D+)

Q2: 100.00 (A+)

100.00%

Q3: 100.00 (A+)

Q4: N/A

(A+)

Program Census Information:

Children in Care During Quarter: 0

Placements During Quarter: 0

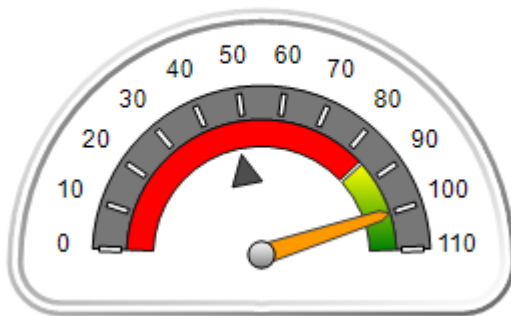
Children in Care On Last Day: 0

Quarterly Provider Comparisons to All ILP/TLPs

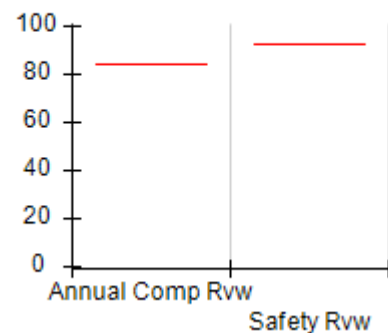


indicates average for all ILP/TLPs

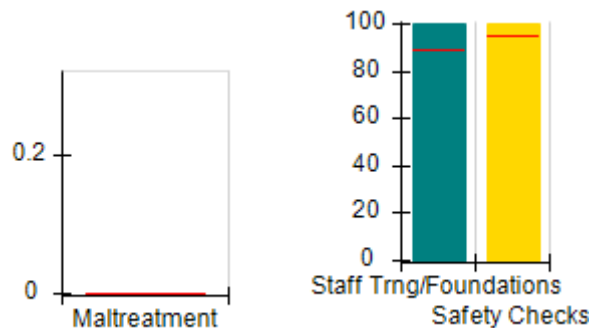
Overall Score (%)



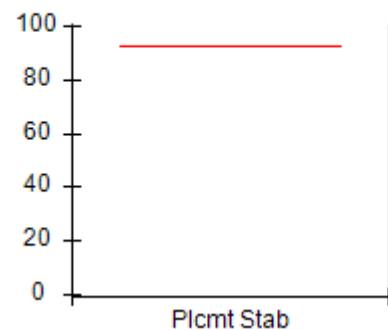
OPM Monitoring Reviews (%)



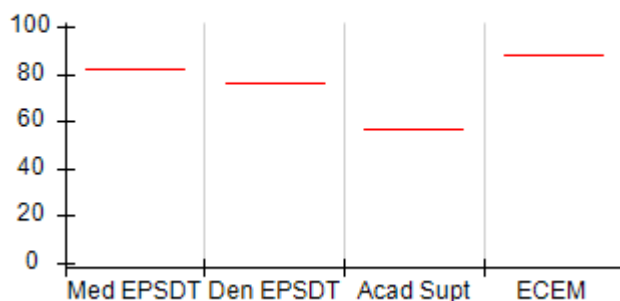
Safety Outcomes (%)



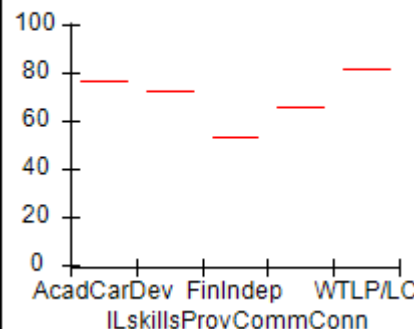
Permanency Outcomes (%)



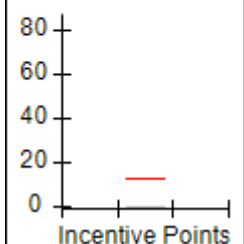
Well-Being Outcomes (%)



ILP/TLP Outcomes (%)



Incentives Earned (Points)





Performance-Based Placement Measures

RBWO Provider GA+SCORECARD - ILP/TLP

Report Quarter: Q3 FY2018

Provider/Program Name: House of Dawn - ILP (5155) - CCI

7469 Caribou Trail, Riverdale, GA 30237

Phone: 770-477-2385

Vendor ID# 118207

Quarterly Scores (Grades)**Current Quarter Score (Grade)**

Q1: 67.00 (D+)

Q2: 100.00 (A+)

100.00%

Q3: 100.00 (A+)

Q4: N/A

(A+)

Program Census Information:

Children in Care During
Quarter: 0# Placements During
Quarter: 0# Children in Care On
Last Day: 0Avg
Performance All
ILP/TLPs (%)Provider
Performance (%)*Possible Points
(Weight)Provider Points
Earned**OPM Monitoring Reviews**

| | | | | |
|------------------------------|-----|-------------------|--|-------------|
| Annual Comprehensive Reviews | 84% | Not Yet Conducted | | |
| Safety Reviews | 93% | Not Yet Conducted | | |
| Monitoring Sub-Total | | | | 0.00 |

ILP/TLP Safety Outcomes

| | | | | |
|----------------------------|-------|--------------|-----------|--------------|
| Incidence of Maltreatment | 0.00% | Not Eligible | | |
| Staff Training/Foundations | 89% | 100% | 6.5 | 6.50 |
| Staff Safety Checks | 95% | 100% | 6.5 | 6.50 |
| Safety Sub-Total | | | 13 | 13.00 |

ILP/TLP Permanency Outcomes

| | | | | |
|-----------------------------|-----|--------------|------------|--|
| Placement Stability | 93% | Not Eligible | | |
| Permanency Sub-Total | | | N/A | |

ILP/TLP Well-Being Outcomes

| | | | | |
|--------------------------------|---------|--------------|------------|------------|
| EPSDT Medical Visits | 82% | Not Eligible | | |
| EPSDT Dental Visits | 76% | Not Eligible | | |
| Academic Supports | 57% | Not Eligible | | |
| Provider ECEM Visits | 88% | Not Eligible | N/A | |
| Placements with Siblings | No Data | Not Eligible | Not Scored | Not Scored |
| Placements within Legal County | 24% | Not Eligible | Not Scored | Not Scored |
| Well-Being Sub-Total | | | N/A | |

ILP/TLP Specialty Outcomes

| | | | | |
|-----------------------------|-----|--------------|------------|--|
| Academic/Career Development | 77% | Not Eligible | | |
| Ind Living Skills Provision | 73% | Not Eligible | N/A | |
| Financial Independence | 53% | Not Eligible | | |
| Community Connections | 66% | Not Eligible | | |
| WTLP/Life Coach | 82% | Not Eligible | N/A | |
| Specialty Sub-Total | | | N/A | |

*Performance calculation descriptions can be found in the FY 2018 RBWO PBP Measurements and Standards Guide.

Monitoring & Outcomes: Possible Points = 13**Points Earned = 13.00**



Performance-Based Placement Measures RBWO Provider GA+SCORECARD - ILP/TLP

Report Quarter: Q3 FY2018

| | |
|---------------------------------------|------------------|
| Score Before Incentives Credit | 100.00% |
| Incentives Awarded | 00.00 pts |
| PBP Verification | N/A pts |
| Total Score | 100.00% |

| Provider/Program Name: House of Dawn - ILP (5155) - CCI | | | | |
|---|---------------------------------------|--------------------------------------|--------------------------------|-----------------------------------|
| Program Census Information: | | # Children in Care During Quarter: 0 | # Placements During Quarter: 0 | # Children in Care On Last Day: 0 |
| ILP/TLP Incentive Credits | Avg Performance All ILP/TLPs (Points) | Provider Performance (%)* | Possible Points (Weight) | Provider Points Earned |
| No DJJ or DOC Involvement | | Not Eligible | 5 | |
| Extended Foster Care Services | | Not Eligible | 5 | |
| Positive Permanency Connections | | Not Eligible | 5 | |
| High School Graduation/College Participation/Professional Certification | | Not Eligible | 20 | |
| Part-Time Employment with Medical Benefits | | Not Eligible | 20 | |
| Living Arrangements at Discharge | | Not Eligible | 20 | |
| Additional Academic Supports | | Not Eligible | 2 | |
| Additional IL Skills Provision | | Not Eligible | 5 | |
| Active Agency Accreditation | | 0% | 4 | 0.00 |
| Staff Clinical Licensure | | 0% | 5 | 0.00 |
| Incentives Total | 12.61 | | 91 | 0.00 |

*Performance calculation descriptions can be found in the FY 2018 RBWO PBP Measurements and Standards Guide.

| Child Protective Services Investigations and Dispositions | | |
|--|---|--|
| The following investigations data, which is not used for scoring but is considered significant to a provider's performance, is from Georgia SHINES and is not considered final or complete until the end of the fiscal year. | | |
| Total Reports: | 0 | |
| Number Screened In: | 0 | |
| Number Screened Out: | 0 | |
| Number Substantiated: | 0 | |
| Number Unsubstantiated: | 0 | |
| Number Active CPS Investigations: | 0 | |



Performance-Based Placement Measures RBWO Provider GA+SCORECARD - ILP/TLP

Report Quarter: Q3 FY2018

Provider/Program Name: LDL & C Enterprise (formerly Beth-Ester Ministries) - Restoration House ILP (5170) - CCI

257 E Broad St., Newnan, GA 30263

Phone: 678-423-4193

Vendor ID# 115537

| Quarterly Scores (Grades) | | Current Quarter Score (Grade) |
|---------------------------|---------------|-------------------------------|
| Q1: 89.30 (B+) | Q2: 76.02 (C) | 62.55% (D-) |
| Q3: 62.55 (D-) | Q4: N/A | |

Program Census Information:

Children in Care During Quarter: 1

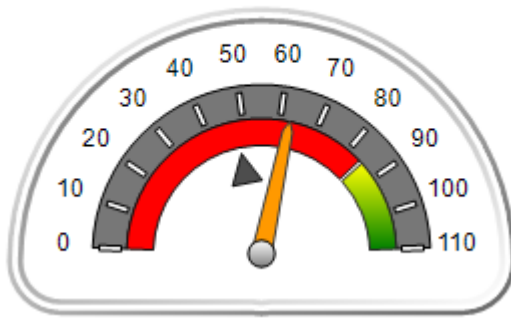
Placements During Quarter: 1

Children in Care On Last Day: 1

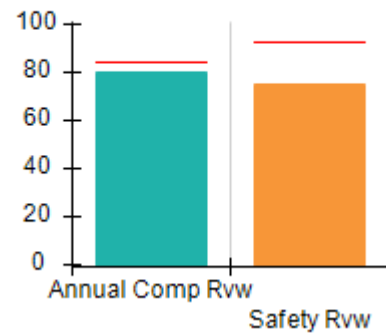
Quarterly Provider Comparisons to All ILP/TLPs

— indicates average for all ILP/TLPs

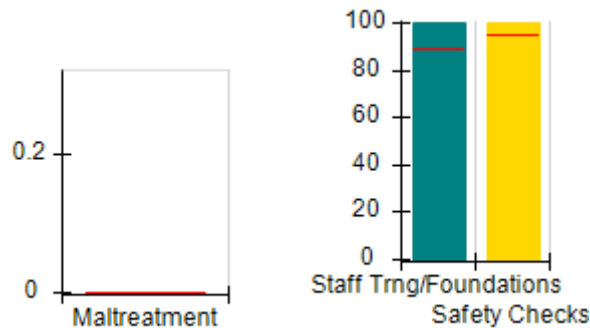
Overall Score (%)



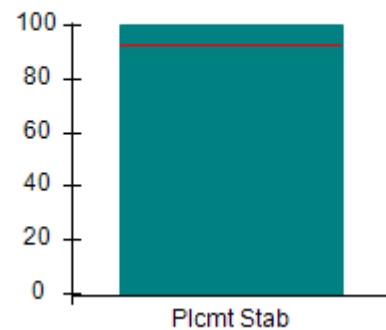
OPM Monitoring Reviews (%)



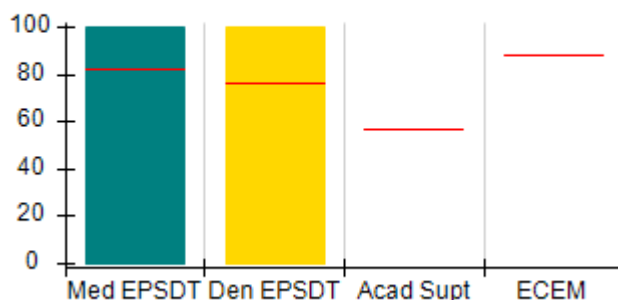
Safety Outcomes (%)



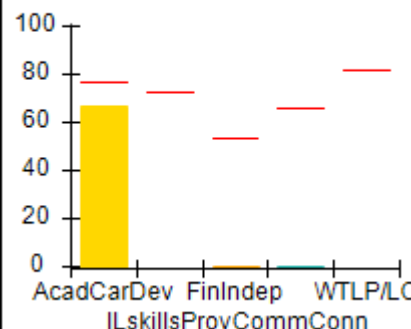
Permanency Outcomes (%)



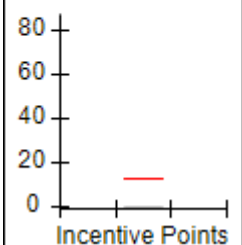
Well-Being Outcomes (%)



ILP/TLP Outcomes (%)



Incentives Earned (Points)





Performance-Based Placement Measures

RBWO Provider GA+SCORECARD - ILP/TLP

Report Quarter: Q3 FY2018

| | | | | |
|--|---|--------------------------------------|---------------------------------|--------------------------------------|
| Provider/Program Name: LDL & C Enterprise (formerly Beth-Ester Ministries) - Restoration House ILP (5170) - CCI | | | | |
| 257 E Broad St., Newnan, GA 30263 | | Quarterly Scores (Grades) | | Current Quarter Score (Grade) |
| Phone: 678-423-4193 | | Q1: 89.30 (B+) | Q2: 76.02 (C) | 62.55% (D-) |
| Vendor ID# 115537 | | Q3: 62.55 (D-) | Q4: N/A | |
| Program Census Information: | | # Children in Care During Quarter: 1 | # Placements During Quarter: 1 | # Children in Care On Last Day: 1 |
| | Avg Performance All ILP/TLPs (%) | Provider Performance (%)* | Possible Points (Weight) | Provider Points Earned |
| OPM Monitoring Reviews | | | | |
| Annual Comprehensive Reviews | 84% | 80% | 15 | 12.05 |
| Safety Reviews | 93% | 75% | 5 | 3.75 |
| Monitoring Sub-Total | | | 20 | 15.80 |
| ILP/TLP Safety Outcomes | | | | |
| Incidence of Maltreatment | 0.00% | Not Eligible | | |
| Staff Training/Foundations | 89% | 100% | 6.5 | 6.50 |
| Staff Safety Checks | 95% | 100% | 6.5 | 6.50 |
| Safety Sub-Total | | | 13 | 13.00 |
| ILP/TLP Permanency Outcomes | | | | |
| Placement Stability | 93% | 100% | 3 | 3.00 |
| Permanency Sub-Total | | | 3 | 3.00 |
| ILP/TLP Well-Being Outcomes | | | | |
| EPSDT Medical Visits | 82% | 100% | 7 | 7.00 |
| EPSDT Dental Visits | 76% | 100% | 7 | 7.00 |
| Academic Supports | 57% | Not Eligible | | |
| Provider ECEM Visits | 88% | Not Eligible | N/A | |
| Placements with Siblings | No Data | Not Eligible | Not Scored | Not Scored |
| Placements within Legal County | 24% | Not Eligible | Not Scored | Not Scored |
| Well-Being Sub-Total | | | 14 | 14.00 |
| ILP/TLP Specialty Outcomes | | | | |
| Academic/Career Development | 77% | 67% | 25 | 16.75 |
| Ind Living Skills Provision | 73% | Not Eligible | N/A | |
| Financial Independence | 53% | 0% | 12.5 | 0.00 |
| Community Connections | 66% | 0% | 12.5 | 0.00 |
| WTLP/Life Coach | 82% | Not Eligible | N/A | |
| Specialty Sub-Total | | | 50 | 16.75 |
| *Performance calculation descriptions can be found in the FY 2018 RBWO PBP Measurements and Standards Guide. | | | | |

Monitoring & Outcomes: Possible Points = 100

Points Earned = 62.55



Performance-Based Placement Measures

RBWO Provider GA+SCORECARD - ILP/TLP

Report Quarter: Q3 FY2018

| | |
|---------------------------------------|------------------|
| Score Before Incentives Credit | 62.55% |
| Incentives Awarded | 00.00 pts |
| PBP Verification | N/A pts |
| Total Score | 62.55% |

Provider/Program Name: LDL & C Enterprise (formerly Beth-Ester Ministries) - Restoration House ILP (5170) - CCI

| Program Census Information: | | # Children in Care During Quarter: 1 | # Placements During Quarter: 1 | # Children in Care On Last Day: 1 |
|---|---------------------------------------|--------------------------------------|--------------------------------|-----------------------------------|
| ILP/TLP Incentive Credits | Avg Performance All ILP/TLPs (Points) | Provider Performance (%)* | Possible Points (Weight) | Provider Points Earned |
| No DJJ or DOC Involvement | | 0% | 5 | 0.00 |
| Extended Foster Care Services | | Not Eligible | 5 | |
| Positive Permanency Connections | | 0% | 5 | 0.00 |
| High School Graduation/College Participation/Professional Certification | | 0% | 20 | 0.00 |
| Part-Time Employment with Medical Benefits | | Not Eligible | 20 | |
| Living Arrangements at Discharge | | Not Eligible | 20 | |
| Additional Academic Supports | | Not Eligible | 2 | |
| Additional IL Skills Provision | | 0% | 5 | 0.00 |
| Active Agency Accreditation | | 0% | 4 | 0.00 |
| Staff Clinical Licensure | | 0% | 5 | 0.00 |
| Incentives Total | 12.61 | | 91 | 0.00 |

*Performance calculation descriptions can be found in the FY 2018 RBWO PBP Measurements and Standards Guide.

Child Protective Services Investigations and Dispositions

The following investigations data, which is not used for scoring but is considered significant to a provider's performance, is from Georgia SHINES and is not considered final or complete until the end of the fiscal year.

| | | |
|-----------------------------------|---|--|
| Total Reports: | 0 | |
| Number Screened In: | 0 | |
| Number Screened Out: | 0 | |
| Number Substantiated: | 0 | |
| Number Unsubstantiated: | 0 | |
| Number Active CPS Investigations: | 0 | |



Performance-Based Placement Measures

RBWO Provider GA+SCORECARD - ILP/TLP

Report Quarter: Q3 FY2018

Provider/Program Name: Level Up Community Service Program, LLC - (5277) - CCI

7606 Treehills Parkway , Stone Mountain, GA 30088

Phone: 678-849-0505

Vendor ID# 153259

Program Census Information:

Children in Care During Quarter: 2

Placements During Quarter: 2

Children in Care On Last Day: 1

Quarterly Scores (Grades)

Q1: 98.50 (A+)

Q2: 84.06 (B)

Q3: 89.12 (B+)

Q4: N/A

Current Quarter Score (Grade)

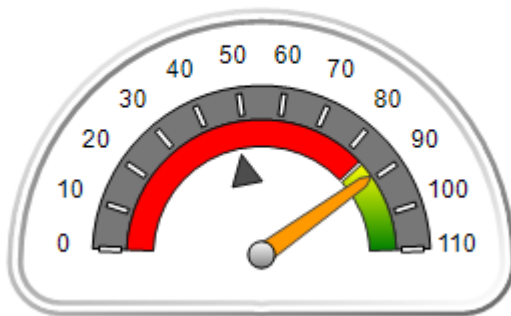
89.12%

(B+)

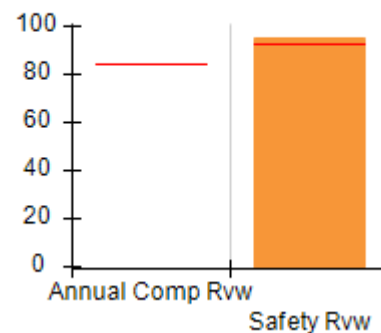
Quarterly Provider Comparisons to All ILP/TLPs

indicates average for all ILP/TLPs

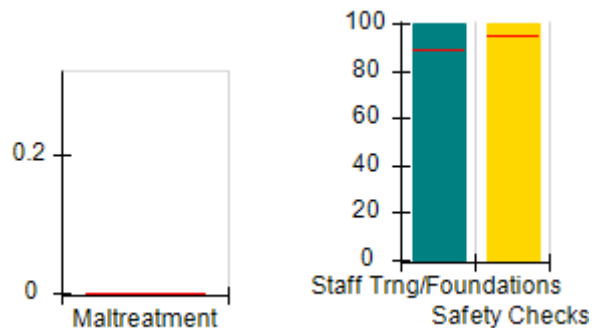
Overall Score (%)



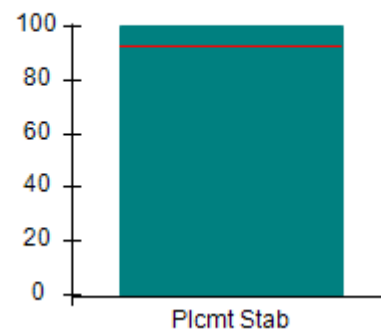
OPM Monitoring Reviews (%)



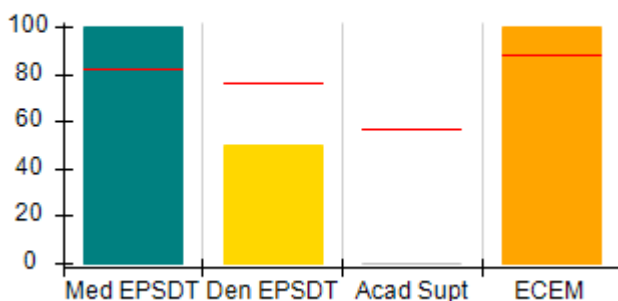
Safety Outcomes (%)



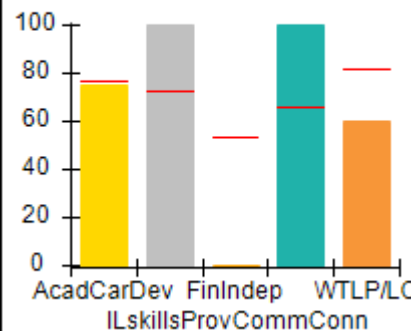
Permanency Outcomes (%)



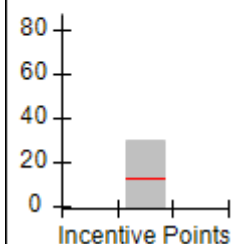
Well-Being Outcomes (%)



ILP/TLP Outcomes (%)



Incentives Earned (Points)





Performance-Based Placement Measures

RBWO Provider GA+SCORECARD - ILP/TLP

Report Quarter: Q3 FY2018

| | | | | |
|--|---|--------------------------------------|---------------------------------|--------------------------------------|
| Provider/Program Name: Level Up Community Service Program, LLC - (5277) - CCI | | | | |
| 7606 Treehills Parkway , Stone Mountain, GA 30088 Phone: 678-849-0505 Vendor ID# 153259 | | Quarterly Scores (Grades) | | Current Quarter Score (Grade) |
| | | Q1: 98.50 (A+) | Q2: 84.06 (B) | 89.12% |
| | | Q3: 89.12 (B+) | Q4: N/A | |
| Program Census Information: | | # Children in Care During Quarter: 2 | # Placements During Quarter: 2 | # Children in Care On Last Day: 1 |
| | Avg Performance All ILP/TLPs (%) | Provider Performance (%)* | Possible Points (Weight) | Provider Points Earned |
| OPM Monitoring Reviews | | | | |
| Annual Comprehensive Reviews | 84% | Not Yet Conducted | | |
| Safety Reviews | 93% | 95% | 5 | 4.75 |
| Monitoring Sub-Total | | | 5 | 4.75 |
| ILP/TLP Safety Outcomes | | | | |
| Incidence of Maltreatment | 0.00% | Not Eligible | | |
| Staff Training/Foundations | 89% | 100% | 6.5 | 6.50 |
| Staff Safety Checks | 95% | 100% | 6.5 | 6.50 |
| Safety Sub-Total | | | 13 | 13.00 |
| ILP/TLP Permanency Outcomes | | | | |
| Placement Stability | 93% | 100% | 3 | 3.00 |
| Permanency Sub-Total | | | 3 | 3.00 |
| ILP/TLP Well-Being Outcomes | | | | |
| EPSDT Medical Visits | 82% | 100% | 4 | 4.00 |
| EPSDT Dental Visits | 76% | 50% | 4 | 2.00 |
| Academic Supports | 57% | 0% | 2 | 0.00 |
| Provider ECEM Visits | 88% | 100% | 4 | 4.00 |
| Placements with Siblings | No Data | 0% | Not Scored | Not Scored |
| Placements within Legal County | 24% | Not Eligible | Not Scored | Not Scored |
| Well-Being Sub-Total | | | 14 | 10.00 |
| ILP/TLP Specialty Outcomes | | | | |
| Academic/Career Development | 77% | 75% | 10 | 7.50 |
| Ind Living Skills Provision | 73% | 100% | 15 | 15.00 |
| Financial Independence | 53% | 0% | 5 | 0.00 |
| Community Connections | 66% | 100% | 5 | 5.00 |
| WTLF/Life Coach | 82% | 60% | 15 | 9.00 |
| Specialty Sub-Total | | | 50 | 36.50 |
| *Performance calculation descriptions can be found in the FY 2018 RBWO PBP Measurements and Standards Guide. | | | | |

Monitoring & Outcomes: Possible Points = 85
Points Earned = 67.25



Performance-Based Placement Measures

RBWO Provider GA+SCORECARD - ILP/TLP

Report Quarter: Q3 FY2018

| | |
|---------------------------------------|------------------|
| Score Before Incentives Credit | 79.12% |
| Incentives Awarded | 10.00 pts |
| PBP Verification | N/A pts |
| Total Score | 89.12% |

| Provider/Program Name: Level Up Community Service Program, LLC - (5277) - CCI | | | | |
|--|---------------------------------------|--------------------------------------|--------------------------------|-----------------------------------|
| Program Census Information: | | # Children in Care During Quarter: 2 | # Placements During Quarter: 2 | # Children in Care On Last Day: 1 |
| ILP/TLP Incentive Credits | Avg Performance All ILP/TLPs (Points) | Provider Performance (%)* | Possible Points (Weight) | Provider Points Earned |
| No DJJ or DOC Involvement | | 75% | 5 | 3.75 |
| Extended Foster Care Services | | Not Eligible | 5 | |
| Positive Permanency Connections | | 0% | 5 | 0.00 |
| High School Graduation/College Participation/Professional Certification | | 0% | 20 | 0.00 |
| Part-Time Employment with Medical Benefits | | 100% | 20 | 20.00 |
| Living Arrangements at Discharge | | 0% | 20 | 0.00 |
| Additional Academic Supports | | 0% | 2 | 0.00 |
| Additional IL Skills Provision | | 100% | 5 | 5.00 |
| Active Agency Accreditation | | 0% | 4 | 0.00 |
| Staff Clinical Licensure | | 20% | 5 | 1.00 |
| Incentives Total | 12.61 | | 91 | 29.75 |
| *Performance calculation descriptions can be found in the FY 2018 RBWO PBP Measurements and Standards Guide. | | | | |

| Child Protective Services Investigations and Dispositions | | |
|--|---|--|
| The following investigations data, which is not used for scoring but is considered significant to a provider's performance, is from Georgia SHINES and is not considered final or complete until the end of the fiscal year. | | |
| Total Reports: | 0 | |
| Number Screened In: | 0 | |
| Number Screened Out: | 0 | |
| Number Substantiated: | 0 | |
| Number Unsubstantiated: | 0 | |
| Number Active CPS Investigations: | 0 | |



Performance-Based Placement Measures RBWO Provider GA+SCORECARD - ILP/TLP

Report Quarter: Q3 FY2018

Provider/Program Name: Life Skills Community Center - (5204) - CCI

975 Cobb Place Blvd., Kennesaw, GA 30144

Phone: 404-908-0908

Vendor ID# 132893

Quarterly Scores (Grades)

Q1: 79.36 (C+)

Q2: 69.42 (D+)

Q3: 75.88 (C)

Q4: N/A

Current Quarter Score
(Grade)

75.88%

(C)

Program Census Information:

Children in Care During
Quarter: 23

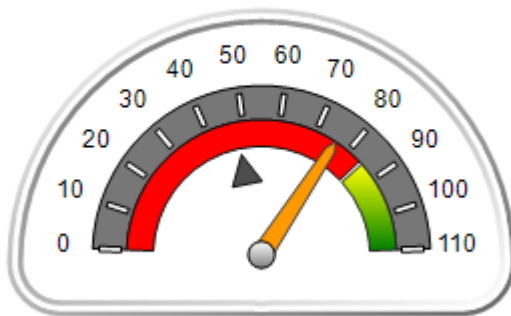
Placements During
Quarter: 23

Children in Care On Last
Day: 20

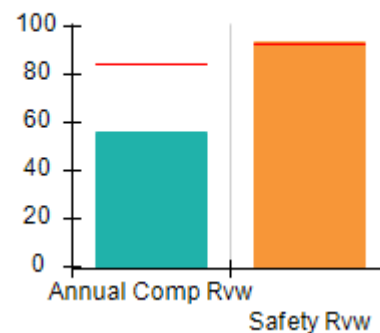
Quarterly Provider Comparisons to All ILP/TLPs

▼ indicates average for all ILP/TLPs

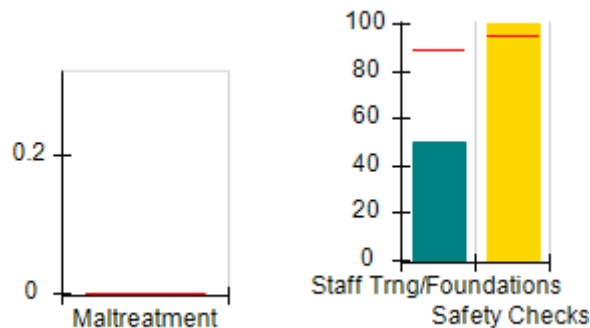
Overall Score (%)



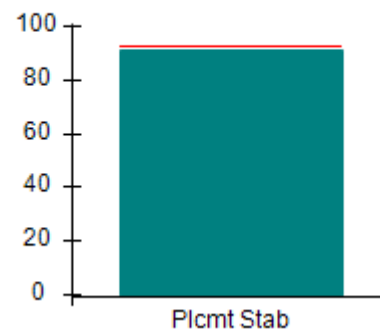
OPM Monitoring Reviews (%)



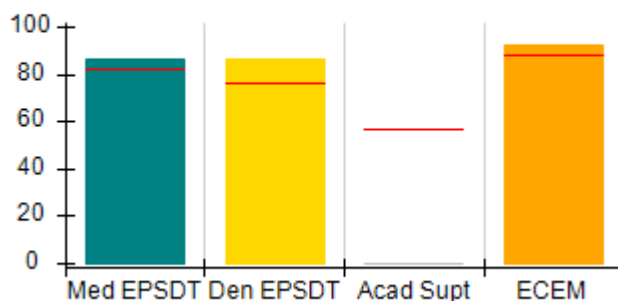
Safety Outcomes (%)



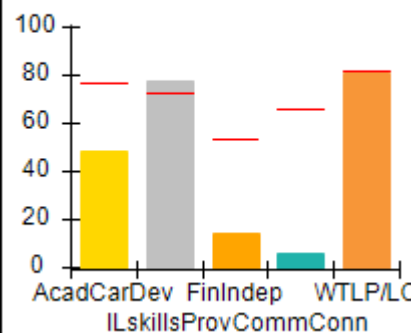
Permanency Outcomes (%)



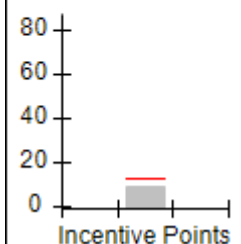
Well-Being Outcomes (%)



ILP/TLP Outcomes (%)



Incentives
Earned
(Points)





Performance-Based Placement Measures

RBWO Provider GA+SCORECARD - ILP/TLP

Report Quarter: Q3 FY2018

Provider/Program Name: Life Skills Community Center - (5204) - CCI

| 975 Cobb Place Blvd., Kennesaw, GA 30144 Phone: 404-908-0908 Vendor ID# 132893 | Quarterly Scores (Grades) | | Current Quarter Score (Grade) |
|---|---------------------------|----------------|-------------------------------|
| | Q1: 79.36 (C+) | Q2: 69.42 (D+) | 75.88% (C) |
| | Q3: 75.88 (C) | Q4: N/A | |

| | | | |
|-----------------------------|---------------------------------------|---------------------------------|------------------------------------|
| Program Census Information: | # Children in Care During Quarter: 23 | # Placements During Quarter: 23 | # Children in Care On Last Day: 20 |
|-----------------------------|---------------------------------------|---------------------------------|------------------------------------|

| | Avg Performance All ILP/TLPs (%) | Provider Performance (%)* | Possible Points (Weight) | Provider Points Earned |
|--|----------------------------------|---------------------------|--------------------------|------------------------|
|--|----------------------------------|---------------------------|--------------------------|------------------------|

OPM Monitoring Reviews

| | | | | |
|------------------------------|-----|-----|-----------|--------------|
| Annual Comprehensive Reviews | 84% | 56% | 15 | 8.37 |
| Safety Reviews | 93% | 93% | 5 | 4.67 |
| Monitoring Sub-Total | | | 20 | 13.04 |

ILP/TLP Safety Outcomes

| | | | | |
|----------------------------|-------|--------------------------|-----------|--------------|
| Incidence of Maltreatment | 0.00% | No Substantiated Reports | 3 | 3.00 |
| Staff Training/Foundations | 89% | 50% | 5 | 2.50 |
| Staff Safety Checks | 95% | 100% | 5 | 5.00 |
| Safety Sub-Total | | | 13 | 10.50 |

ILP/TLP Permanency Outcomes

| | | | | |
|-----------------------------|-----|-----|----------|-------------|
| Placement Stability | 93% | 91% | 3 | 2.73 |
| Permanency Sub-Total | | | 3 | 2.73 |

ILP/TLP Well-Being Outcomes

| | | | | |
|--------------------------------|---------|-----|------------|--------------|
| EPSDT Medical Visits | 82% | 86% | 4 | 3.44 |
| EPSDT Dental Visits | 76% | 86% | 4 | 3.44 |
| Academic Supports | 57% | 0% | 2 | 0.00 |
| Provider ECEM Visits | 88% | 92% | 4 | 3.68 |
| Placements with Siblings | No Data | 0% | Not Scored | Not Scored |
| Placements within Legal County | 24% | 50% | Not Scored | Not Scored |
| Well-Being Sub-Total | | | 14 | 10.56 |

ILP/TLP Specialty Outcomes

| | | | | |
|-----------------------------|-----|-----|-----------|--------------|
| Academic/Career Development | 77% | 48% | 10 | 4.80 |
| Ind Living Skills Provision | 73% | 78% | 15 | 11.70 |
| Financial Independence | 53% | 14% | 5 | 0.70 |
| Community Connections | 66% | 6% | 5 | 0.30 |
| WTLP/Life Coach | 82% | 81% | 15 | 12.15 |
| Specialty Sub-Total | | | 50 | 29.65 |

*Performance calculation descriptions can be found in the FY 2018 RBWO PBP Measurements and Standards Guide.

Monitoring & Outcomes: Possible Points = 100**Points Earned = 66.48**



Performance-Based Placement Measures RBWO Provider GA+SCORECARD - ILP/TLP

Report Quarter: Q3 FY2018

| | |
|---------------------------------------|------------------|
| Score Before Incentives Credit | 66.48% |
| Incentives Awarded | 09.40 pts |
| PBP Verification | N/A pts |
| Total Score | 75.88% |

| Provider/Program Name: Life Skills Community Center - (5204) - CCI | | | | |
|--|---------------------------------------|---------------------------------------|---------------------------------|------------------------------------|
| Program Census Information: | | # Children in Care During Quarter: 23 | # Placements During Quarter: 23 | # Children in Care On Last Day: 20 |
| ILP/TLP Incentive Credits | Avg Performance All ILP/TLPs (Points) | Provider Performance (%)* | Possible Points (Weight) | Provider Points Earned |
| No DJJ or DOC Involvement | | 86% | 5 | 4.30 |
| Extended Foster Care Services | | Not Eligible | 5 | |
| Positive Permanency Connections | | 0% | 5 | 0.00 |
| High School Graduation/College Participation/Professional Certification | | 17% | 20 | 3.40 |
| Part-Time Employment with Medical Benefits | | 0% | 20 | 0.00 |
| Living Arrangements at Discharge | | 0% | 20 | 0.00 |
| Additional Academic Supports | | 0% | 2 | 0.00 |
| Additional IL Skills Provision | | 34% | 5 | 1.70 |
| Active Agency Accreditation | | 0% | 4 | 0.00 |
| Staff Clinical Licensure | | 0% | 5 | 0.00 |
| Incentives Total | 12.61 | | 91 | 9.40 |
| *Performance calculation descriptions can be found in the FY 2018 RBWO PBP Measurements and Standards Guide. | | | | |

| Child Protective Services Investigations and Dispositions | | |
|--|---|--|
| The following investigations data, which is not used for scoring but is considered significant to a provider's performance, is from Georgia SHINES and is not considered final or complete until the end of the fiscal year. | | |
| Total Reports: | 0 | |
| Number Screened In: | 0 | |
| Number Screened Out: | 0 | |
| Number Substantiated: | 0 | |
| Number Unsubstantiated: | 0 | |
| Number Active CPS Investigations: | 0 | |



Performance-Based Placement Measures

RBWO Provider GA+SCORECARD - ILP/TLP

Report Quarter: Q3 FY2018

Provider/Program Name: Little Debbie's Second Chance Home, Inc. - Decatur TLP (967) - CCI

3900 Leprechaun Court, Decatur, GA 30034

Phone: 404-296-1311

Vendor ID# 35447

Quarterly Scores (Grades)

Current Quarter Score (Grade)

Q1: 101.33 (A+)

Q2: 106.71 (A+)

107.90%

Q3: 107.90 (A+)

Q4: N/A

(A+)

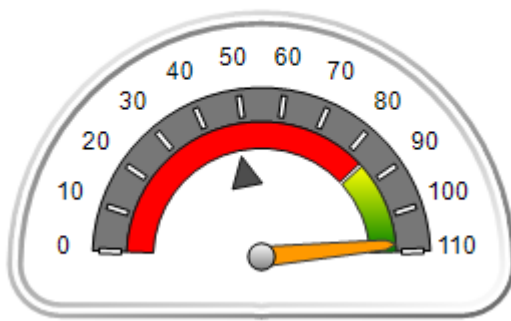
Program Census Information:

Children in Care During
Quarter: 7# Placements During
Quarter: 7# Children in Care On Last
Day: 6

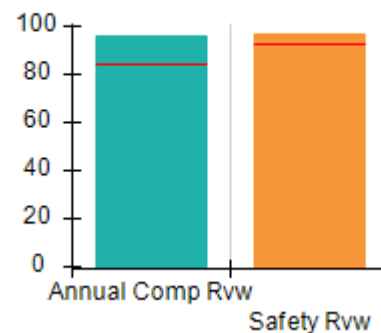
Quarterly Provider Comparisons to All ILP/TLPs

indicates average for all ILP/TLPs

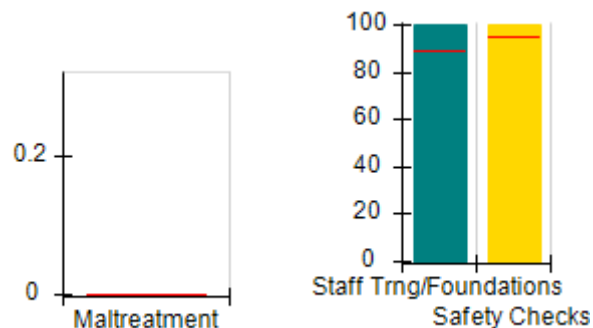
Overall Score (%)



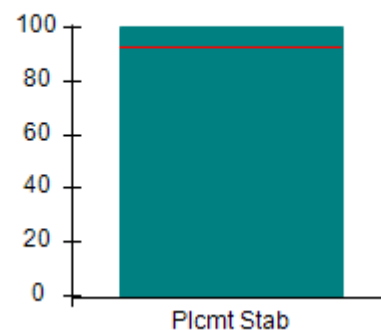
OPM Monitoring Reviews (%)



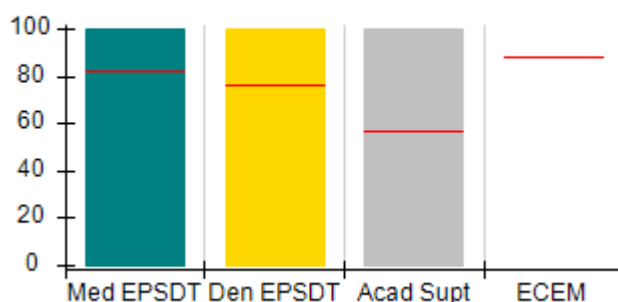
Safety Outcomes (%)



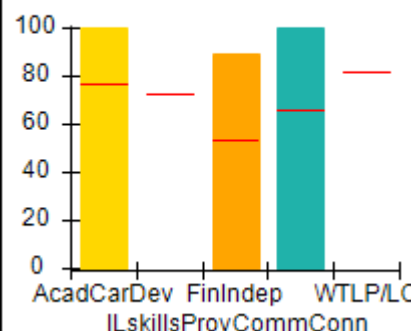
Permanency Outcomes (%)



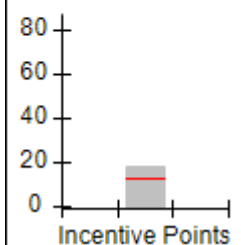
Well-Being Outcomes (%)



ILP/TLP Outcomes (%)



Incentives Earned (Points)





Performance-Based Placement Measures
RBWO Provider GA+SCORECARD - ILP/TLP

Report Quarter: Q3 FY2018

Provider/Program Name: Little Debbie's Second Chance Home, Inc. - Decatur TLP (967) - CCI

| | | | |
|--|----------------------------------|------------------------|--------------------------------------|
| 3900 Leprechaun Court, Decatur, GA 30034 Phone: 404-296-1311 Vendor ID# 35447 | Quarterly Scores (Grades) | | Current Quarter Score (Grade) |
| | Q1: 101.33 (A+) | Q2: 106.71 (A+) | 107.90% (A+) |
| | Q3: 107.90 (A+) | Q4: N/A | |

| | | | |
|-----------------------------|--------------------------------------|--------------------------------|-----------------------------------|
| Program Census Information: | # Children in Care During Quarter: 7 | # Placements During Quarter: 7 | # Children in Care On Last Day: 6 |
|-----------------------------|--------------------------------------|--------------------------------|-----------------------------------|

| | Avg Performance All ILP/TLPs (%) | Provider Performance (%)* | Possible Points (Weight) | Provider Points Earned |
|--|---|----------------------------------|---------------------------------|-------------------------------|
|--|---|----------------------------------|---------------------------------|-------------------------------|

OPM Monitoring Reviews

| | | | | |
|------------------------------|-----|-----|-----------|--------------|
| Annual Comprehensive Reviews | 84% | 96% | 15 | 14.41 |
| Safety Reviews | 93% | 97% | 5 | 4.86 |
| Monitoring Sub-Total | | | 20 | 19.27 |

ILP/TLP Safety Outcomes

| | | | | |
|----------------------------|-------|--------------------------|-----------|--------------|
| Incidence of Maltreatment | 0.00% | No Substantiated Reports | 3 | 3.00 |
| Staff Training/Foundations | 89% | 100% | 5 | 5.00 |
| Staff Safety Checks | 95% | 100% | 5 | 5.00 |
| Safety Sub-Total | | | 13 | 13.00 |

ILP/TLP Permanency Outcomes

| | | | | |
|-----------------------------|-----|------|----------|-------------|
| Placement Stability | 93% | 100% | 3 | 3.00 |
| Permanency Sub-Total | | | 3 | 3.00 |

ILP/TLP Well-Being Outcomes

| | | | | |
|--------------------------------|---------|--------------|------------|--------------|
| EPSDT Medical Visits | 82% | 100% | 5.6 | 5.60 |
| EPSDT Dental Visits | 76% | 100% | 5.6 | 5.60 |
| Academic Supports | 57% | 100% | 2.8 | 2.80 |
| Provider ECEM Visits | 88% | Not Eligible | N/A | |
| Placements with Siblings | No Data | Not Eligible | Not Scored | Not Scored |
| Placements within Legal County | 24% | 0% | Not Scored | Not Scored |
| Well-Being Sub-Total | | | 14 | 14.00 |

ILP/TLP Specialty Outcomes

| | | | | |
|-----------------------------|-----|--------------|-----------|--------------|
| Academic/Career Development | 77% | 100% | 25 | 25.00 |
| Ind Living Skills Provision | 73% | Not Eligible | N/A | |
| Financial Independence | 53% | 89% | 12.5 | 11.13 |
| Community Connections | 66% | 100% | 12.5 | 12.50 |
| WTLP/Life Coach | 82% | Not Eligible | N/A | |
| Specialty Sub-Total | | | 50 | 48.63 |

*Performance calculation descriptions can be found in the FY 2018 RBWO PBP Measurements and Standards Guide.



Performance-Based Placement Measures

RBWO Provider GA+SCORECARD - ILP/TLP

Report Quarter: Q3 FY2018

| | | |
|---------------------------------------|------------------------------|------------------------------|
| Monitoring & Outcomes: | Possible Points = 100 | Points Earned = 97.90 |
| Score Before Incentives Credit | | 97.90% |
| Incentives Awarded | | 10.00 pts |
| PBP Verification | | N/A pts |
| Total Score | | 107.90% |

Provider/Program Name: Little Debbie's Second Chance Home, Inc. - Decatur TLP (967) - CCI

| Program Census Information: | | # Children in Care During Quarter: 7 | # Placements During Quarter: 7 | # Children in Care On Last Day: 6 |
|---|---------------------------------------|--------------------------------------|--------------------------------|-----------------------------------|
| ILP/TLP Incentive Credits | Avg Performance All ILP/TLPs (Points) | Provider Performance (%)* | Possible Points (Weight) | Provider Points Earned |
| No DJJ or DOC Involvement | | 100% | 5 | 5.00 |
| Extended Foster Care Services | | 100% | 5 | 5.00 |
| Positive Permanency Connections | | 0% | 5 | 0.00 |
| High School Graduation/College Participation/Professional Certification | | 0% | 20 | 0.00 |
| Part-Time Employment with Medical Benefits | | 0% | 20 | 0.00 |
| Living Arrangements at Discharge | | 0% | 20 | 0.00 |
| Additional Academic Supports | | 100% | 2 | 2.00 |
| Additional IL Skills Provision | | 76% | 5 | 3.80 |
| Active Agency Accreditation | | 50% | 4 | 2.00 |
| Staff Clinical Licensure | | 0% | 5 | 0.00 |
| Incentives Total | 12.61 | | 91 | 17.80 |

*Performance calculation descriptions can be found in the FY 2018 RBWO PBP Measurements and Standards Guide.

Child Protective Services Investigations and Dispositions

The following investigations data, which is not used for scoring but is considered significant to a provider's performance, is from Georgia SHINES and is not considered final or complete until the end of the fiscal year.

| | |
|-----------------------------------|---|
| Total Reports: | 0 |
| Number Screened In: | 0 |
| Number Screened Out: | 0 |
| Number Substantiated: | 0 |
| Number Unsubstantiated: | 0 |
| Number Active CPS Investigations: | 0 |



Performance-Based Placement Measures

RBWO Provider GA+SCORECARD - ILP/TLP

Report Quarter: Q3 FY2018

Provider/Program Name: Little Debbie's Second Chance Home, Inc. - ILP (5235) - CCI

3893 Leprechaun Court, Decatur, GA 30034

Phone: 404-296-1311

Vendor ID# 143276

Program Census Information:

Children in Care During
Quarter: 3# Placements During
Quarter: 3# Children in Care On Last
Day: 3

Quarterly Scores (Grades)

Q1: 89.43 (B+)

Q2: 89.89 (B+)

Q3: 101.98 (A+)

Q4: N/A

Current Quarter Score
(Grade)

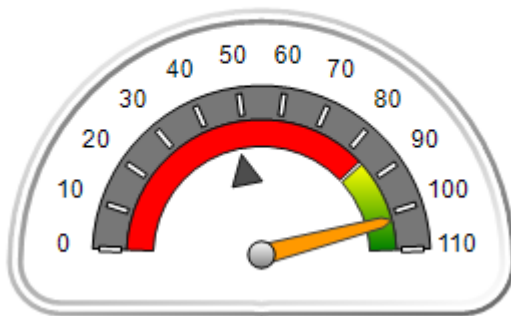
101.98%

(A+)

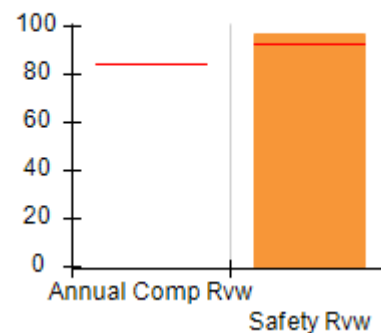
Quarterly Provider Comparisons to All ILP/TLPs

indicates average for all ILP/TLPs

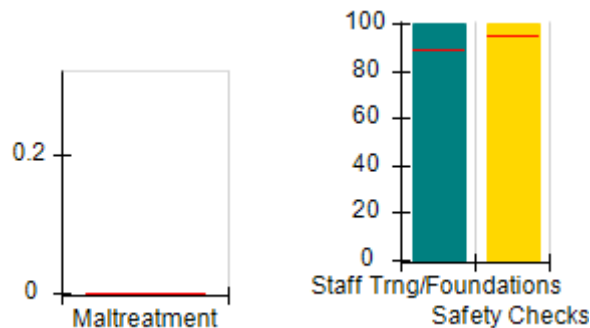
Overall Score (%)



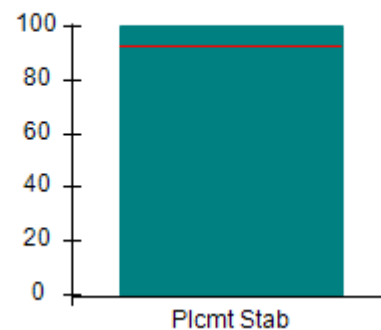
OPM Monitoring Reviews (%)



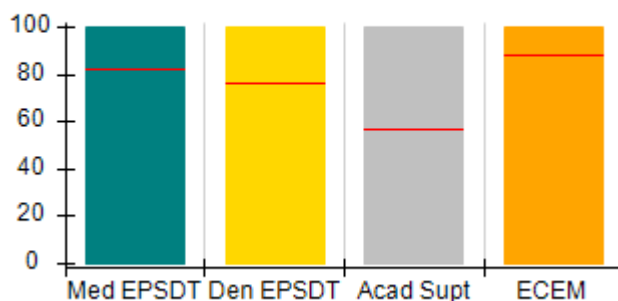
Safety Outcomes (%)



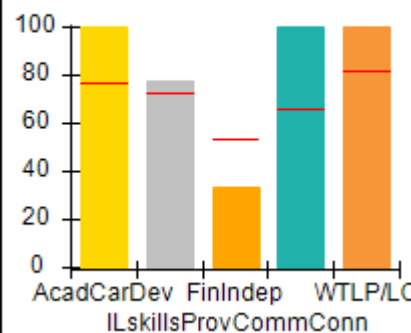
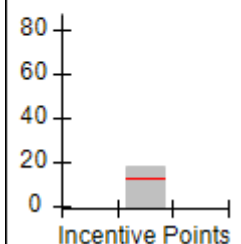
Permanency Outcomes (%)



Well-Being Outcomes (%)



ILP/TLP Outcomes (%)

Incentives
Earned
(Points)



Performance-Based Placement Measures
RBWO Provider GA+SCORECARD - ILP/TLP

Report Quarter: Q3 FY2018

| Provider/Program Name: Little Debbie's Second Chance Home, Inc. - ILP (5235) - CCI | | | | |
|--|----------------------------------|--------------------------------------|--------------------------------|-----------------------------------|
| 3893 Leprechaun Court, Decatur, GA 30034 | | Quarterly Scores (Grades) | | Current Quarter Score (Grade) |
| Phone: 404-296-1311 | | Q1: 89.43 (B+) | Q2: 89.89 (B+) | 101.98% (A+) |
| Vendor ID# 143276 | | Q3: 101.98 (A+) | Q4: N/A | |
| Program Census Information: | | # Children in Care During Quarter: 3 | # Placements During Quarter: 3 | # Children in Care On Last Day: 3 |
| | Avg Performance All ILP/TLPs (%) | Provider Performance (%)* | Possible Points (Weight) | Provider Points Earned |
| OPM Monitoring Reviews | | | | |
| Annual Comprehensive Reviews | 84% | Not Yet Conducted | | |
| Safety Reviews | 93% | 97% | 5 | 4.83 |
| Monitoring Sub-Total | | | 5 | 4.83 |
| ILP/TLP Safety Outcomes | | | | |
| Incidence of Maltreatment | 0.00% | Not Eligible | | |
| Staff Training/Foundations | 89% | 100% | 6.5 | 6.50 |
| Staff Safety Checks | 95% | 100% | 6.5 | 6.50 |
| Safety Sub-Total | | | 13 | 13.00 |
| ILP/TLP Permanency Outcomes | | | | |
| Placement Stability | 93% | 100% | 3 | 3.00 |
| Permanency Sub-Total | | | 3 | 3.00 |
| ILP/TLP Well-Being Outcomes | | | | |
| EPSDT Medical Visits | 82% | 100% | 4 | 4.00 |
| EPSDT Dental Visits | 76% | 100% | 4 | 4.00 |
| Academic Supports | 57% | 100% | 2 | 2.00 |
| Provider ECEM Visits | 88% | 100% | 4 | 4.00 |
| Placements with Siblings | No Data | 0% | Not Scored | Not Scored |
| Placements within Legal County | 24% | Not Eligible | Not Scored | Not Scored |
| Well-Being Sub-Total | | | 14 | 14.00 |
| ILP/TLP Specialty Outcomes | | | | |
| Academic/Career Development | 77% | 100% | 10 | 10.00 |
| Ind Living Skills Provision | 73% | 78% | 15 | 11.70 |
| Financial Independence | 53% | 33% | 5 | 1.65 |
| Community Connections | 66% | 100% | 5 | 5.00 |
| WTLP/Life Coach | 82% | 100% | 15 | 15.00 |
| Specialty Sub-Total | | | 50 | 43.35 |
| *Performance calculation descriptions can be found in the FY 2018 RBWO PBP Measurements and Standards Guide. | | | | |

Monitoring & Outcomes: Possible Points = 85

Points Earned = 78.18



Performance-Based Placement Measures

RBWO Provider GA+SCORECARD - ILP/TLP

Report Quarter: Q3 FY2018

| | |
|---------------------------------------|------------------|
| Score Before Incentives Credit | 91.98% |
| Incentives Awarded | 10.00 pts |
| PBP Verification | N/A pts |
| Total Score | 101.98% |

| Provider/Program Name: Little Debbie's Second Chance Home, Inc. - ILP (5235) - CCI | | | | |
|--|---------------------------------------|--------------------------------------|--------------------------------|-----------------------------------|
| Program Census Information: | | # Children in Care During Quarter: 3 | # Placements During Quarter: 3 | # Children in Care On Last Day: 3 |
| ILP/TLP Incentive Credits | Avg Performance All ILP/TLPs (Points) | Provider Performance (%)* | Possible Points (Weight) | Provider Points Earned |
| No DJJ or DOC Involvement | | 100% | 5 | 5.00 |
| Extended Foster Care Services | | Not Eligible | 5 | |
| Positive Permanency Connections | | 0% | 5 | 0.00 |
| High School Graduation/College Participation/Professional Certification | | 33% | 20 | 6.60 |
| Part-Time Employment with Medical Benefits | | Not Eligible | 20 | |
| Living Arrangements at Discharge | | Not Eligible | 20 | |
| Additional Academic Supports | | 67% | 2 | 1.34 |
| Additional IL Skills Provision | | 56% | 5 | 2.80 |
| Active Agency Accreditation | | 50% | 4 | 2.00 |
| Staff Clinical Licensure | | 0% | 5 | 0.00 |
| Incentives Total | 12.61 | | 91 | 17.74 |
| *Performance calculation descriptions can be found in the FY 2018 RBWO PBP Measurements and Standards Guide. | | | | |

| Child Protective Services Investigations and Dispositions | | |
|--|---|--|
| The following investigations data, which is not used for scoring but is considered significant to a provider's performance, is from Georgia SHINES and is not considered final or complete until the end of the fiscal year. | | |
| Total Reports: | 0 | |
| Number Screened In: | 0 | |
| Number Screened Out: | 0 | |
| Number Substantiated: | 0 | |
| Number Unsubstantiated: | 0 | |
| Number Active CPS Investigations: | 0 | |



Performance-Based Placement Measures

RBWO Provider GA+SCORECARD - ILP/TLP

Report Quarter: Q3 FY2018

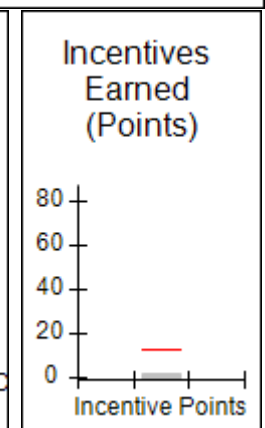
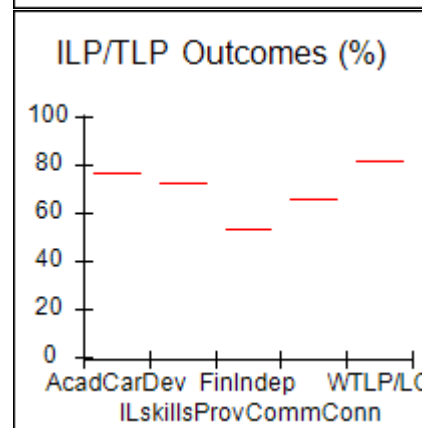
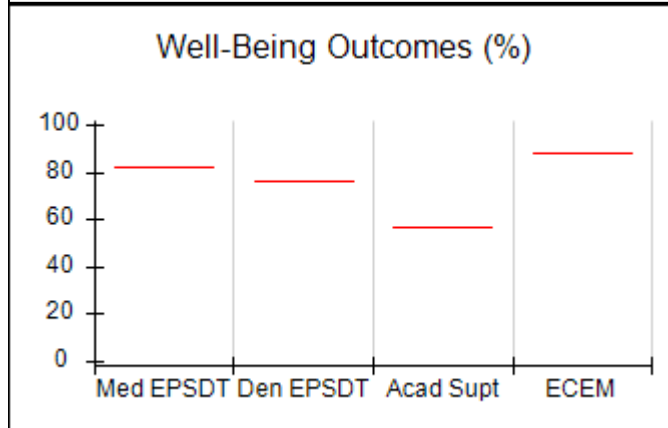
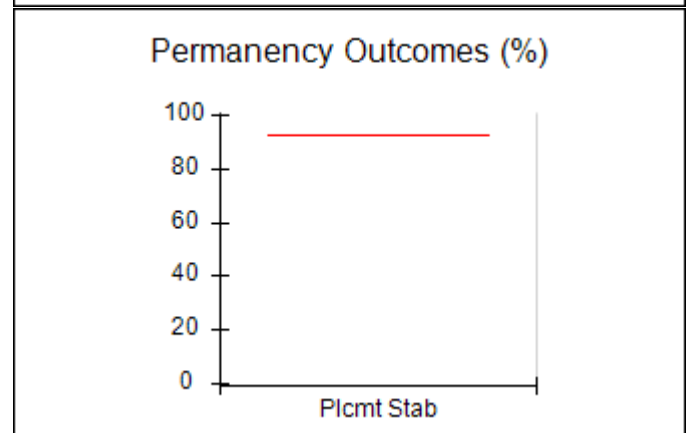
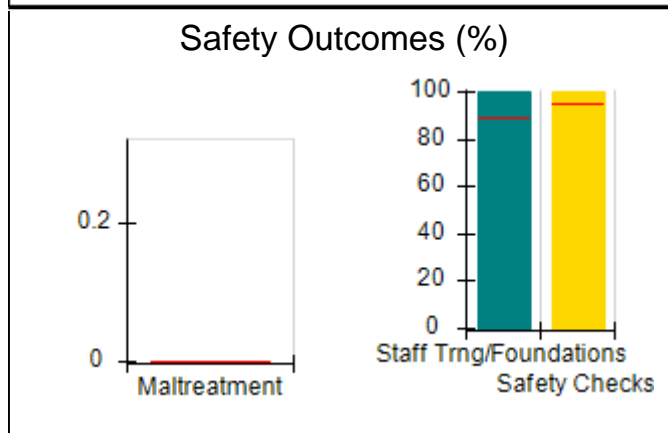
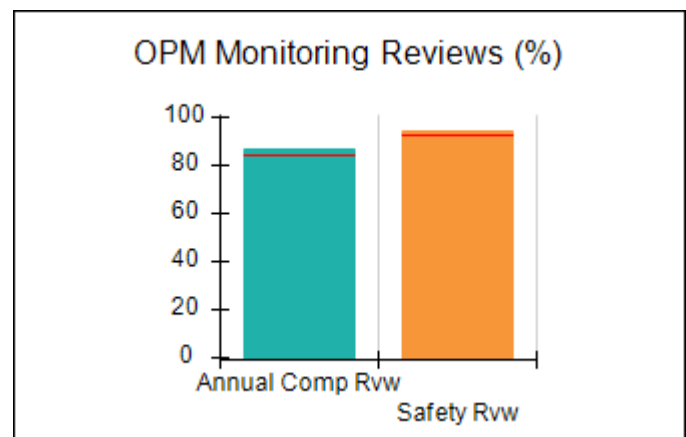
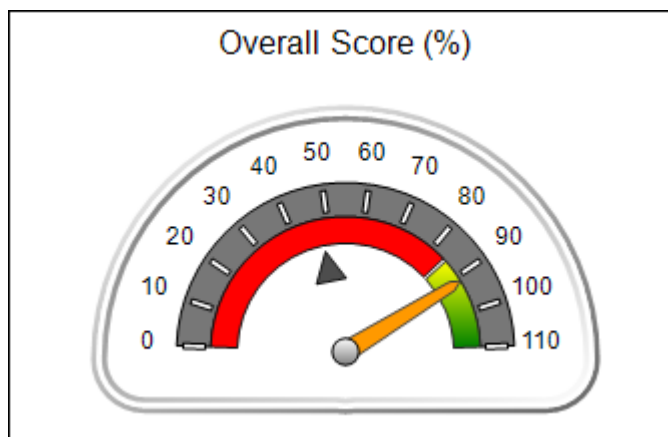
Provider/Program Name: Little Debbie's Second Chance Home, Inc. - Redan ILP (5213) - CCI

| 1597 Smithson Drive, Lithonia, GA 30058 Phone: 404-296-1311 Vendor ID# 136090 | Quarterly Scores (Grades) | | Current Quarter Score (Grade) |
|--|---------------------------|----------------|-------------------------------|
| | Q1: 102.96 (A+) | Q2: 97.54 (A+) | 91.52% (A-) |
| | Q3: 91.52 (A-) | Q4: N/A | |

| | | | |
|-----------------------------|--------------------------------------|--------------------------------|-----------------------------------|
| Program Census Information: | # Children in Care During Quarter: 0 | # Placements During Quarter: 0 | # Children in Care On Last Day: 0 |
|-----------------------------|--------------------------------------|--------------------------------|-----------------------------------|

Quarterly Provider Comparisons to All ILP/TLPs

▼ — indicates average for all ILP/TLPs





Performance-Based Placement Measures
RBWO Provider GA+SCORECARD - ILP/TLP

Report Quarter: Q3 FY2018

Provider/Program Name: Little Debbie's Second Chance Home, Inc. - Redan ILP (5213) - CCI

| | | | |
|--|----------------------------------|-----------------------|--------------------------------------|
| 1597 Smithson Drive, Lithonia, GA 30058 Phone: 404-296-1311 Vendor ID# 136090 | Quarterly Scores (Grades) | | Current Quarter Score (Grade) |
| | Q1: 102.96 (A+) | Q2: 97.54 (A+) | 91.52% |
| | Q3: 91.52 (A-) | Q4: N/A | (A-) |

| | | | |
|-----------------------------|--------------------------------------|--------------------------------|-----------------------------------|
| Program Census Information: | # Children in Care During Quarter: 0 | # Placements During Quarter: 0 | # Children in Care On Last Day: 0 |
|-----------------------------|--------------------------------------|--------------------------------|-----------------------------------|

| | Avg Performance All ILP/TLPs (%) | Provider Performance (%)* | Possible Points (Weight) | Provider Points Earned |
|--|----------------------------------|---------------------------|--------------------------|------------------------|
|--|----------------------------------|---------------------------|--------------------------|------------------------|

OPM Monitoring Reviews

| | | | | |
|------------------------------|-----|-----|-----------|--------------|
| Annual Comprehensive Reviews | 84% | 87% | 15 | 13.05 |
| Safety Reviews | 93% | 95% | 5 | 4.73 |
| Monitoring Sub-Total | | | 20 | 17.77 |

ILP/TLP Safety Outcomes

| | | | | |
|----------------------------|-------|--------------|-----------|--------------|
| Incidence of Maltreatment | 0.00% | Not Eligible | | |
| Staff Training/Foundations | 89% | 100% | 6.5 | 6.50 |
| Staff Safety Checks | 95% | 100% | 6.5 | 6.50 |
| Safety Sub-Total | | | 13 | 13.00 |

ILP/TLP Permanency Outcomes

| | | | | |
|-----------------------------|-----|--------------|------------|--|
| Placement Stability | 93% | Not Eligible | | |
| Permanency Sub-Total | | | N/A | |

ILP/TLP Well-Being Outcomes

| | | | | |
|--------------------------------|---------|--------------|------------|------------|
| EPSDT Medical Visits | 82% | Not Eligible | | |
| EPSDT Dental Visits | 76% | Not Eligible | | |
| Academic Supports | 57% | Not Eligible | | |
| Provider ECEM Visits | 88% | Not Eligible | N/A | |
| Placements with Siblings | No Data | Not Eligible | Not Scored | Not Scored |
| Placements within Legal County | 24% | Not Eligible | Not Scored | Not Scored |
| Well-Being Sub-Total | | | N/A | |

ILP/TLP Specialty Outcomes

| | | | | |
|-----------------------------|-----|--------------|------------|--|
| Academic/Career Development | 77% | Not Eligible | | |
| Ind Living Skills Provision | 73% | Not Eligible | N/A | |
| Financial Independence | 53% | Not Eligible | | |
| Community Connections | 66% | Not Eligible | | |
| WTLP/Life Coach | 82% | Not Eligible | N/A | |
| Specialty Sub-Total | | | N/A | |

*Performance calculation descriptions can be found in the FY 2018 RBWO PBP Measurements and Standards Guide.

| | |
|--|------------------------------|
| Monitoring & Outcomes: Possible Points = 33 | Points Earned = 30.77 |
|--|------------------------------|



Performance-Based Placement Measures

RBWO Provider GA+SCORECARD - ILP/TLP

Report Quarter: Q3 FY2018

| | |
|---------------------------------------|------------------|
| Score Before Incentives Credit | 93.24% |
| Incentives Awarded | 02.00 pts |
| PBP Verification | -3.72 pts |
| Total Score | 91.52% |

Provider/Program Name: Little Debbie's Second Chance Home, Inc. - Redan ILP (5213) - CCI

| Program Census Information: | | # Children in Care During Quarter: 0 | # Placements During Quarter: 0 | # Children in Care On Last Day: 0 |
|---|---------------------------------------|--------------------------------------|--------------------------------|-----------------------------------|
| ILP/TLP Incentive Credits | Avg Performance All ILP/TLPs (Points) | Provider Performance (%)* | Possible Points (Weight) | Provider Points Earned |
| No DJJ or DOC Involvement | | Not Eligible | 5 | |
| Extended Foster Care Services | | Not Eligible | 5 | |
| Positive Permanency Connections | | Not Eligible | 5 | |
| High School Graduation/College Participation/Professional Certification | | Not Eligible | 20 | |
| Part-Time Employment with Medical Benefits | | Not Eligible | 20 | |
| Living Arrangements at Discharge | | Not Eligible | 20 | |
| Additional Academic Supports | | Not Eligible | 2 | |
| Additional IL Skills Provision | | Not Eligible | 5 | |
| Active Agency Accreditation | | 50% | 4 | 2.00 |
| Staff Clinical Licensure | | 0% | 5 | 0.00 |
| Incentives Total | 12.61 | | 91 | 2.00 |

*Performance calculation descriptions can be found in the FY 2018 RBWO PBP Measurements and Standards Guide.

Child Protective Services Investigations and Dispositions

The following investigations data, which is not used for scoring but is considered significant to a provider's performance, is from Georgia SHINES and is not considered final or complete until the end of the fiscal year.

| | | |
|-----------------------------------|---|--|
| Total Reports: | 0 | |
| Number Screened In: | 0 | |
| Number Screened Out: | 0 | |
| Number Substantiated: | 0 | |
| Number Unsubstantiated: | 0 | |
| Number Active CPS Investigations: | 0 | |



Performance-Based Placement Measures

RBWO Provider GA+SCORECARD - ILP/TLP

Report Quarter: Q3 FY2018

Provider/Program Name: Little Debbie's Second Chance Home, Inc. - Young Rd ILP (5281) - CCI

1947 Young Road, Lithonia, GA 30058

Phone: 404-296-1311

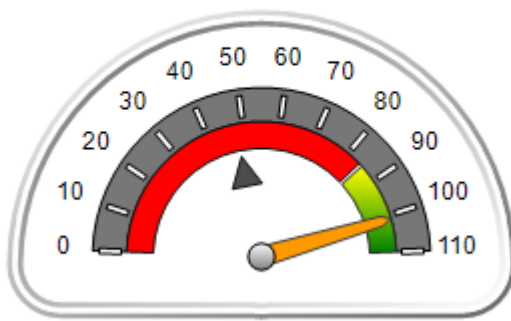
Vendor ID# 153772

| | Quarterly Scores (Grades) | | Current Quarter Score (Grade) |
|-----------------------------|--------------------------------------|--------------------------------|-----------------------------------|
| | Q1: 90.85 (A-) | Q2: 104.31 (A+) | 101.02% (A+) |
| | Q3: 103.38 (A+) | Q4: N/A | |
| Program Census Information: | # Children in Care During Quarter: 3 | # Placements During Quarter: 3 | # Children in Care On Last Day: 3 |

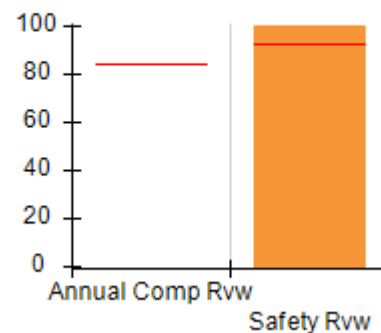
Quarterly Provider Comparisons to All ILP/TLPs

indicates average for all ILP/TLPs

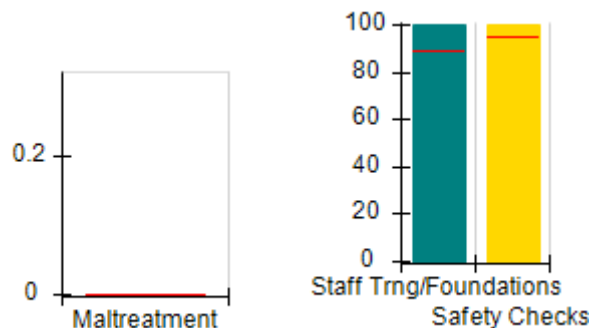
Overall Score (%)



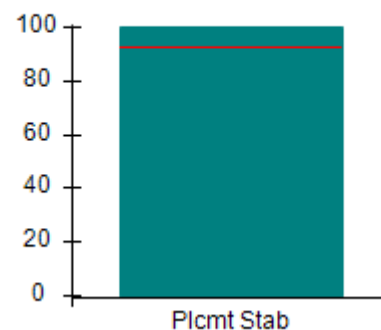
OPM Monitoring Reviews (%)



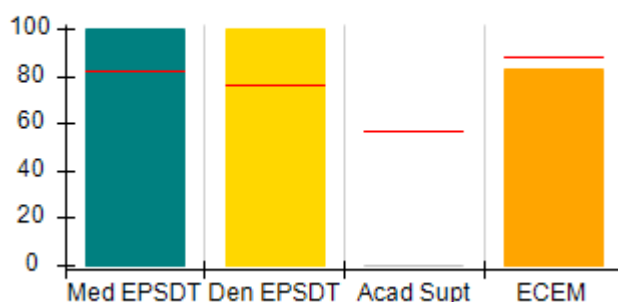
Safety Outcomes (%)



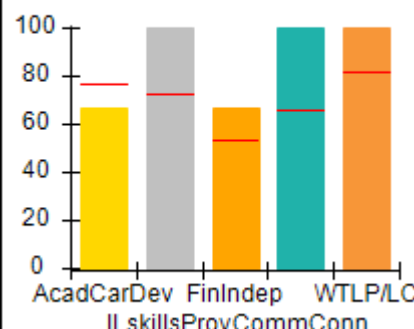
Permanency Outcomes (%)



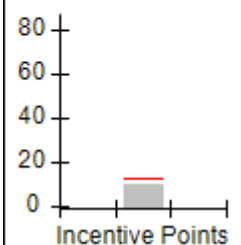
Well-Being Outcomes (%)



ILP/TLP Outcomes (%)



Incentives Earned (Points)





Performance-Based Placement Measures

RBWO Provider GA+SCORECARD - ILP/TLP

Report Quarter: Q3 FY2018

| | | | | |
|--|---|--------------------------------------|---------------------------------|--------------------------------------|
| Provider/Program Name: Little Debbie's Second Chance Home, Inc. - Young Rd ILP (5281) - CCI | | | | |
| 1947 Young Road, Lithonia, GA 30058 | | Quarterly Scores (Grades) | | Current Quarter Score (Grade) |
| Phone: 404-296-1311 | | Q1: 90.85 (A-) | Q2: 104.31 (A+) | 101.02% (A+) |
| Vendor ID# 153772 | | Q3: 103.38 (A+) | Q4: N/A | |
| Program Census Information: | | # Children in Care During Quarter: 3 | # Placements During Quarter: 3 | # Children in Care On Last Day: 3 |
| | Avg Performance All ILP/TLPs (%) | Provider Performance (%)* | Possible Points (Weight) | Provider Points Earned |
| OPM Monitoring Reviews | | | | |
| Annual Comprehensive Reviews | 84% | Not Yet Conducted | | |
| Safety Reviews | 93% | 100% | 5 | 5.00 |
| Monitoring Sub-Total | | | 5 | 5.00 |
| ILP/TLP Safety Outcomes | | | | |
| Incidence of Maltreatment | 0.00% | No Substantiated Reports | 3 | 3.00 |
| Staff Training/Foundations | 89% | 100% | 5 | 5.00 |
| Staff Safety Checks | 95% | 100% | 5 | 5.00 |
| Safety Sub-Total | | | 13 | 13.00 |
| ILP/TLP Permanency Outcomes | | | | |
| Placement Stability | 93% | 100% | 3 | 3.00 |
| Permanency Sub-Total | | | 3 | 3.00 |
| ILP/TLP Well-Being Outcomes | | | | |
| EPSDT Medical Visits | 82% | 100% | 4 | 4.00 |
| EPSDT Dental Visits | 76% | 100% | 4 | 4.00 |
| Academic Supports | 57% | 0% | 2 | 0.00 |
| Provider ECEM Visits | 88% | 83% | 4 | 3.32 |
| Placements with Siblings | No Data | 0% | Not Scored | Not Scored |
| Placements within Legal County | 24% | 0% | Not Scored | Not Scored |
| Well-Being Sub-Total | | | 14 | 11.32 |
| ILP/TLP Specialty Outcomes | | | | |
| Academic/Career Development | 77% | 67% | 10 | 6.70 |
| Ind Living Skills Provision | 73% | 100% | 15 | 15.00 |
| Financial Independence | 53% | 67% | 5 | 3.35 |
| Community Connections | 66% | 100% | 5 | 5.00 |
| WTLP/Life Coach | 82% | 100% | 15 | 15.00 |
| Specialty Sub-Total | | | 50 | 45.05 |
| *Performance calculation descriptions can be found in the FY 2018 RBWO PBP Measurements and Standards Guide. | | | | |



Performance-Based Placement Measures

RBWO Provider GA+SCORECARD - ILP/TLP

Report Quarter: Q3 FY2018

| | |
|--|------------------------------|
| Monitoring & Outcomes: Possible Points = 85 | Points Earned = 77.37 |
| Score Before Incentives Credit | 91.02% |
| Incentives Awarded | 10.00 pts |
| PBP Verification | N/A pts |
| Total Score | 101.02% |

Provider/Program Name: Little Debbie's Second Chance Home, Inc. - Young Rd ILP (5281) - CCI

| Program Census Information: | | # Children in Care During Quarter: 3 | # Placements During Quarter: 3 | # Children in Care On Last Day: 3 |
|---|---------------------------------------|--------------------------------------|--------------------------------|-----------------------------------|
| ILP/TLP Incentive Credits | Avg Performance All ILP/TLPs (Points) | Provider Performance (%)* | Possible Points (Weight) | Provider Points Earned |
| No DJJ or DOC Involvement | | 67% | 5 | 3.35 |
| Extended Foster Care Services | | 0% | 5 | 0.00 |
| Positive Permanency Connections | | 0% | 5 | 0.00 |
| High School Graduation/College Participation/Professional Certification | | 0% | 20 | 0.00 |
| Part-Time Employment with Medical Benefits | | Not Eligible | 20 | |
| Living Arrangements at Discharge | | Not Eligible | 20 | |
| Additional Academic Supports | | 0% | 2 | 0.00 |
| Additional IL Skills Provision | | 100% | 5 | 5.00 |
| Active Agency Accreditation | | 50% | 4 | 2.00 |
| Staff Clinical Licensure | | 0% | 5 | 0.00 |
| Incentives Total | 12.61 | | 91 | 10.35 |

*Performance calculation descriptions can be found in the FY 2018 RBWO PBP Measurements and Standards Guide.

Child Protective Services Investigations and Dispositions

The following investigations data, which is not used for scoring but is considered significant to a provider's performance, is from Georgia SHINES and is not considered final or complete until the end of the fiscal year.

| | |
|-----------------------------------|---|
| Total Reports: | 0 |
| Number Screened In: | 0 |
| Number Screened Out: | 0 |
| Number Substantiated: | 0 |
| Number Unsubstantiated: | 0 |
| Number Active CPS Investigations: | 0 |



Performance-Based Placement Measures

RBWO Provider GA+SCORECARD - ILP/TLP

Report Quarter: Q3 FY2018

Provider/Program Name: Madi's House - Madi's House (5180) - CCI

4555 Kelden Circle, College Park, GA 30349

Phone: 888-558-4453

Vendor ID# 121478

Quarterly Scores (Grades)

Q1: 54.56 (F)

Q2: 76.22 (C)

Q3: 100.86 (A+)

Q4: N/A

Current Quarter Score (Grade)

100.86%

(A+)

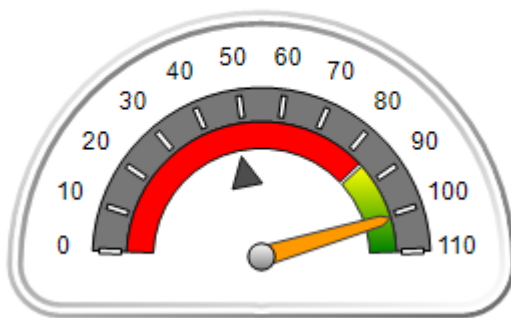
Program Census Information:

Children in Care During
Quarter: 3# Placements During
Quarter: 3# Children in Care On Last
Day: 1

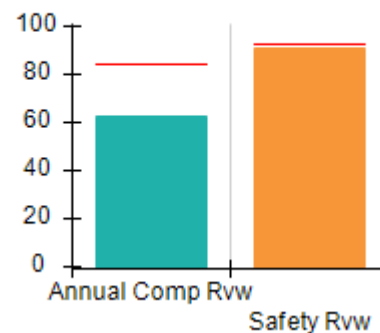
Quarterly Provider Comparisons to All ILP/TLPs

indicates average for all ILP/TLPs

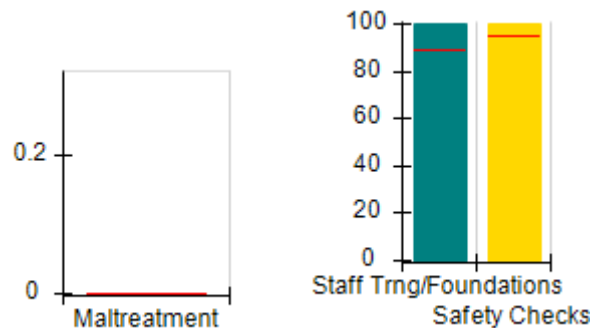
Overall Score (%)



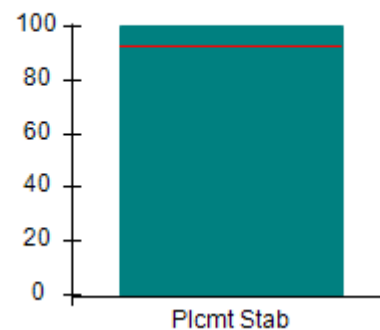
OPM Monitoring Reviews (%)



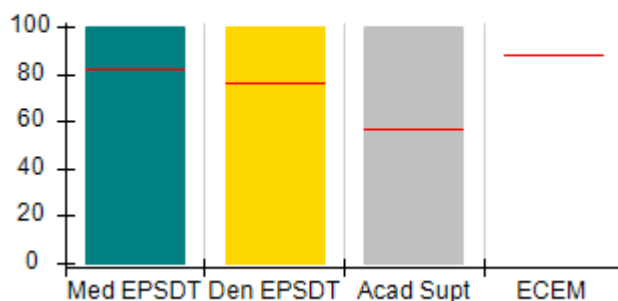
Safety Outcomes (%)



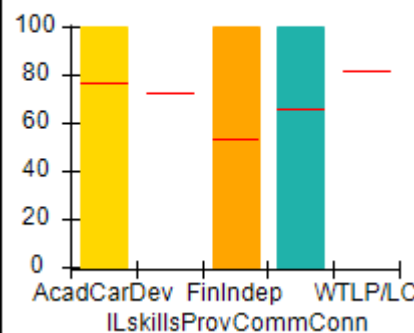
Permanency Outcomes (%)



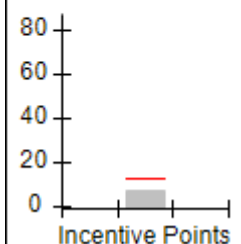
Well-Being Outcomes (%)



ILP/TLP Outcomes (%)



Incentives Earned (Points)





Performance-Based Placement Measures

RBWO Provider GA+SCORECARD - ILP/TLP

Report Quarter: Q3 FY2018

| | | | | |
|--|---|--------------------------------------|---------------------------------|--------------------------------------|
| Provider/Program Name: Madi's House - Madi's House (5180) - CCI | | | | |
| 4555 Kelden Circle, College Park, GA 30349 | | Quarterly Scores (Grades) | | Current Quarter Score (Grade) |
| Phone: 888-558-4453 | | Q1: 54.56 (F) | Q2: 76.22 (C) | 100.86% |
| Vendor ID# 121478 | | Q3: 100.86 (A+) | Q4: N/A | (A+) |
| Program Census Information: | | # Children in Care During Quarter: 3 | # Placements During Quarter: 3 | # Children in Care On Last Day: 1 |
| | Avg Performance All ILP/TLPs (%) | Provider Performance (%)* | Possible Points (Weight) | Provider Points Earned |
| OPM Monitoring Reviews | | | | |
| Annual Comprehensive Reviews | 84% | 62% | 15 | 9.33 |
| Safety Reviews | 93% | 91% | 5 | 4.53 |
| Monitoring Sub-Total | | | 20 | 13.86 |
| ILP/TLP Safety Outcomes | | | | |
| Incidence of Maltreatment | 0.00% | No Substantiated Reports | 3 | 3.00 |
| Staff Training/Foundations | 89% | 100% | 5 | 5.00 |
| Staff Safety Checks | 95% | 100% | 5 | 5.00 |
| Safety Sub-Total | | | 13 | 13.00 |
| ILP/TLP Permanency Outcomes | | | | |
| Placement Stability | 93% | 100% | 3 | 3.00 |
| Permanency Sub-Total | | | 3 | 3.00 |
| ILP/TLP Well-Being Outcomes | | | | |
| EPSDT Medical Visits | 82% | 100% | 5.6 | 5.60 |
| EPSDT Dental Visits | 76% | 100% | 5.6 | 5.60 |
| Academic Supports | 57% | 100% | 2.8 | 2.80 |
| Provider ECEM Visits | 88% | Not Eligible | N/A | |
| Placements with Siblings | No Data | 0% | Not Scored | Not Scored |
| Placements within Legal County | 24% | Not Eligible | Not Scored | Not Scored |
| Well-Being Sub-Total | | | 14 | 14.00 |
| ILP/TLP Specialty Outcomes | | | | |
| Academic/Career Development | 77% | 100% | 25 | 25.00 |
| Ind Living Skills Provision | 73% | Not Eligible | N/A | |
| Financial Independence | 53% | 100% | 12.5 | 12.50 |
| Community Connections | 66% | 100% | 12.5 | 12.50 |
| WTLP/Life Coach | 82% | Not Eligible | N/A | |
| Specialty Sub-Total | | | 50 | 50.00 |

*Performance calculation descriptions can be found in the FY 2018 RBWO PBP Measurements and Standards Guide.

Monitoring & Outcomes: Possible Points = 100

Points Earned = 93.86



Performance-Based Placement Measures

RBWO Provider GA+SCORECARD - ILP/TLP

Report Quarter: Q3 FY2018

| | |
|---------------------------------------|------------------|
| Score Before Incentives Credit | 93.86% |
| Incentives Awarded | 07.00 pts |
| PBP Verification | N/A pts |
| Total Score | 100.86% |

| Provider/Program Name: Madi's House - Madi's House (5180) - CCI | | | | |
|--|---------------------------------------|--------------------------------------|--------------------------------|-----------------------------------|
| Program Census Information: | | # Children in Care During Quarter: 3 | # Placements During Quarter: 3 | # Children in Care On Last Day: 1 |
| ILP/TLP Incentive Credits | Avg Performance All ILP/TLPs (Points) | Provider Performance (%)* | Possible Points (Weight) | Provider Points Earned |
| No DJJ or DOC Involvement | | 67% | 5 | 3.35 |
| Extended Foster Care Services | | Not Eligible | 5 | |
| Positive Permanency Connections | | 0% | 5 | 0.00 |
| High School Graduation/College Participation/Professional Certification | | 0% | 20 | 0.00 |
| Part-Time Employment with Medical Benefits | | 0% | 20 | 0.00 |
| Living Arrangements at Discharge | | 0% | 20 | 0.00 |
| Additional Academic Supports | | 100% | 2 | 2.00 |
| Additional IL Skills Provision | | 33% | 5 | 1.65 |
| Active Agency Accreditation | | 0% | 4 | 0.00 |
| Staff Clinical Licensure | | 0% | 5 | 0.00 |
| Incentives Total | 12.61 | | 91 | 7.00 |
| *Performance calculation descriptions can be found in the FY 2018 RBWO PBP Measurements and Standards Guide. | | | | |

| Child Protective Services Investigations and Dispositions | | |
|--|---|--|
| The following investigations data, which is not used for scoring but is considered significant to a provider's performance, is from Georgia SHINES and is not considered final or complete until the end of the fiscal year. | | |
| Total Reports: | 0 | |
| Number Screened In: | 0 | |
| Number Screened Out: | 0 | |
| Number Substantiated: | 0 | |
| Number Unsubstantiated: | 0 | |
| Number Active CPS Investigations: | 0 | |



Performance-Based Placement Measures

RBWO Provider GA+SCORECARD - ILP/TLP

Report Quarter: Q3 FY2018

Provider/Program Name: Mentoring Youth Services - ILP (5165) - CCI

2031 6th Avenue, Columbus, GA 31904

Phone: 706-984-9636

Vendor ID# 144099

Quarterly Scores (Grades)

Q1: 75.59 (C)

Q2: 72.09 (C-)

Q3: 89.46 (B+)

Q4: N/A

Current Quarter Score (Grade)

89.46%

(B+)

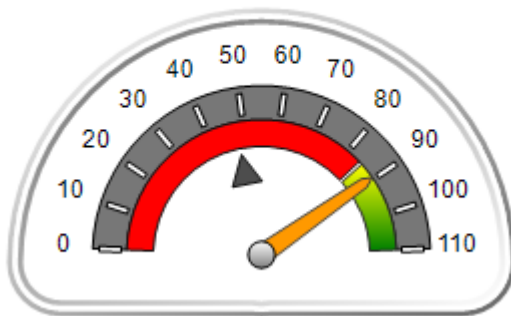
Program Census Information:

Children in Care During
Quarter: 1# Placements During
Quarter: 1# Children in Care On Last
Day: 1

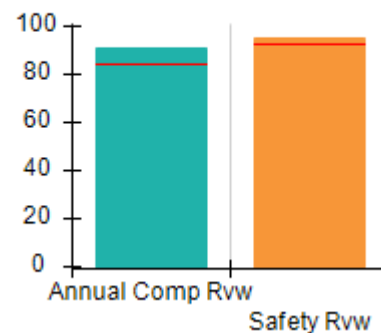
Quarterly Provider Comparisons to All ILP/TLPs

indicates average for all ILP/TLPs

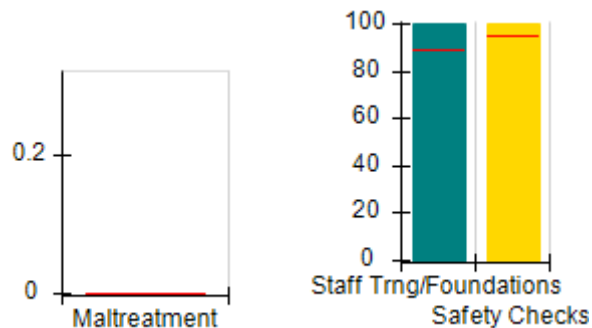
Overall Score (%)



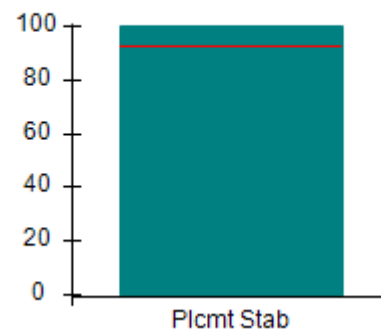
OPM Monitoring Reviews (%)



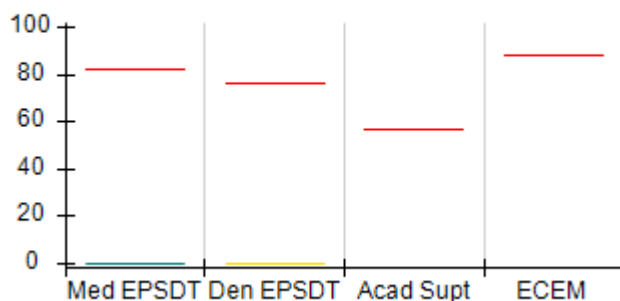
Safety Outcomes (%)



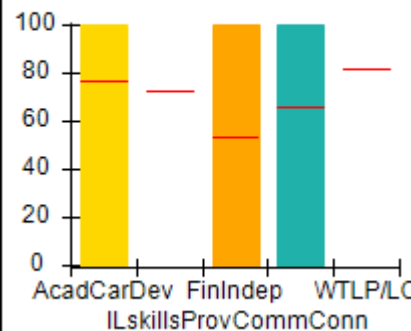
Permanency Outcomes (%)



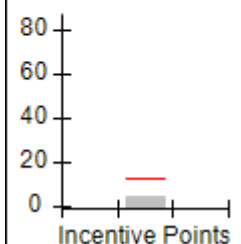
Well-Being Outcomes (%)



ILP/TLP Outcomes (%)



Incentives Earned (Points)





Performance-Based Placement Measures

RBWO Provider GA+SCORECARD - ILP/TLP

Report Quarter: Q3 FY2018

| Provider/Program Name: Mentoring Youth Services - ILP (5165) - CCI | | | | |
|--|----------------------------------|--------------------------------------|--------------------------------|-----------------------------------|
| 2031 6th Avenue, Columbus, GA 31904 | | Quarterly Scores (Grades) | | Current Quarter Score (Grade) |
| Phone: 706-984-9636 | | Q1: 75.59 (C) | Q2: 72.09 (C-) | 89.46% (B+) |
| Vendor ID# 144099 | | Q3: 89.46 (B+) | Q4: N/A | |
| Program Census Information: | | # Children in Care During Quarter: 1 | # Placements During Quarter: 1 | # Children in Care On Last Day: 1 |
| | Avg Performance All ILP/TLPs (%) | Provider Performance (%)* | Possible Points (Weight) | Provider Points Earned |
| OPM Monitoring Reviews | | | | |
| Annual Comprehensive Reviews | 84% | 91% | 15 | 13.70 |
| Safety Reviews | 93% | 95% | 5 | 4.76 |
| Monitoring Sub-Total | | | 20 | 18.46 |
| ILP/TLP Safety Outcomes | | | | |
| Incidence of Maltreatment | 0.00% | Not Eligible | | |
| Staff Training/Foundations | 89% | 100% | 6.5 | 6.50 |
| Staff Safety Checks | 95% | 100% | 6.5 | 6.50 |
| Safety Sub-Total | | | 13 | 13.00 |
| ILP/TLP Permanency Outcomes | | | | |
| Placement Stability | 93% | 100% | 3 | 3.00 |
| Permanency Sub-Total | | | 3 | 3.00 |
| ILP/TLP Well-Being Outcomes | | | | |
| EPSDT Medical Visits | 82% | 0% | 7 | 0.00 |
| EPSDT Dental Visits | 76% | 0% | 7 | 0.00 |
| Academic Supports | 57% | Not Eligible | | |
| Provider ECEM Visits | 88% | Not Eligible | N/A | |
| Placements with Siblings | No Data | 0% | Not Scored | Not Scored |
| Placements within Legal County | 24% | Not Eligible | Not Scored | Not Scored |
| Well-Being Sub-Total | | | 14 | 0.00 |
| ILP/TLP Specialty Outcomes | | | | |
| Academic/Career Development | 77% | 100% | 25 | 25.00 |
| Ind Living Skills Provision | 73% | Not Eligible | N/A | |
| Financial Independence | 53% | 100% | 12.5 | 12.50 |
| Community Connections | 66% | 100% | 12.5 | 12.50 |
| WTLPL/Life Coach | 82% | Not Eligible | N/A | |
| Specialty Sub-Total | | | 50 | 50.00 |
| *Performance calculation descriptions can be found in the FY 2018 RBWO PBP Measurements and Standards Guide. | | | | |

Monitoring & Outcomes: Possible Points = 100

Points Earned = 84.46



Performance-Based Placement Measures

RBWO Provider GA+SCORECARD - ILP/TLP

Report Quarter: Q3 FY2018

| | |
|---------------------------------------|------------------|
| Score Before Incentives Credit | 84.46% |
| Incentives Awarded | 05.00 pts |
| PBP Verification | N/A pts |
| Total Score | 89.46% |

| Provider/Program Name: Mentoring Youth Services - ILP (5165) - CCI | | | | |
|---|---------------------------------------|--------------------------------------|--------------------------------|-----------------------------------|
| Program Census Information: | | # Children in Care During Quarter: 1 | # Placements During Quarter: 1 | # Children in Care On Last Day: 1 |
| ILP/TLP Incentive Credits | Avg Performance All ILP/TLPs (Points) | Provider Performance (%)* | Possible Points (Weight) | Provider Points Earned |
| No DJJ or DOC Involvement | | 100% | 5 | 5.00 |
| Extended Foster Care Services | | Not Eligible | 5 | |
| Positive Permanency Connections | | 0% | 5 | 0.00 |
| High School Graduation/College Participation/Professional Certification | | 0% | 20 | 0.00 |
| Part-Time Employment with Medical Benefits | | Not Eligible | 20 | |
| Living Arrangements at Discharge | | Not Eligible | 20 | |
| Additional Academic Supports | | Not Eligible | 2 | |
| Additional IL Skills Provision | | 0% | 5 | 0.00 |
| Active Agency Accreditation | | 0% | 4 | 0.00 |
| Staff Clinical Licensure | | 0% | 5 | 0.00 |
| Incentives Total | 12.61 | | 91 | 5.00 |

*Performance calculation descriptions can be found in the FY 2018 RBWO PBP Measurements and Standards Guide.

| Child Protective Services Investigations and Dispositions | | |
|--|---|--|
| The following investigations data, which is not used for scoring but is considered significant to a provider's performance, is from Georgia SHINES and is not considered final or complete until the end of the fiscal year. | | |
| Total Reports: | 0 | |
| Number Screened In: | 0 | |
| Number Screened Out: | 0 | |
| Number Substantiated: | 0 | |
| Number Unsubstantiated: | 0 | |
| Number Active CPS Investigations: | 0 | |



Performance-Based Placement Measures RBWO Provider GA+SCORECARD - ILP/TLP

Report Quarter: Q3 FY2018

Provider/Program Name: Murphy-Harpst Children's Centers - TLP (Fletcher St. 2) (5230) - CCI

740 Fletcher St., Cedartown, GA 30125

Phone: 770-748-1500

Vendor ID# 144420

Quarterly Scores (Grades)

Q1: 79.52 (C+)

Q2: 98.54 (A+)

Q3: 94.38 (A)

Q4: N/A

Current Quarter Score (Grade)

94.38%

(A)

Program Census Information:

Children in Care During
Quarter: 15

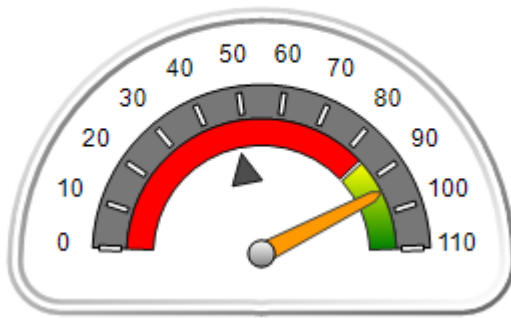
Placements During
Quarter: 15

Children in Care On Last
Day: 12

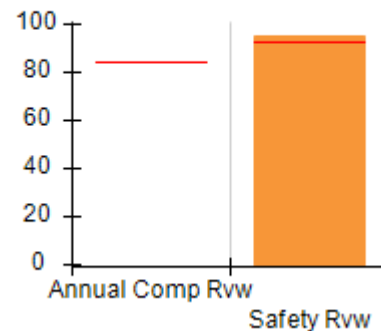
Quarterly Provider Comparisons to All ILP/TLPs

▼ — indicates average for all ILP/TLPs

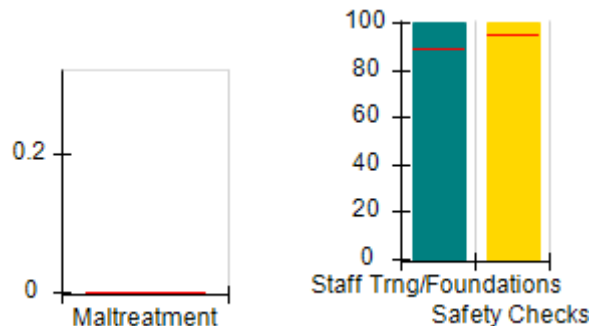
Overall Score (%)



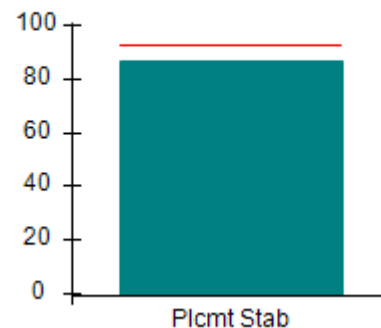
OPM Monitoring Reviews (%)



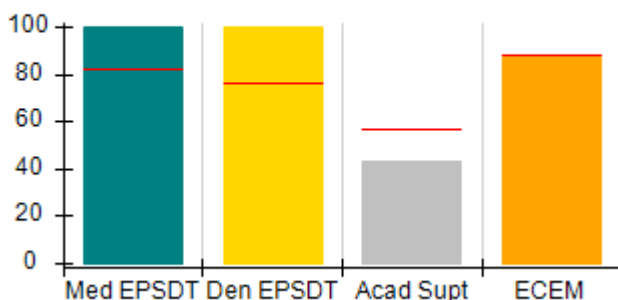
Safety Outcomes (%)



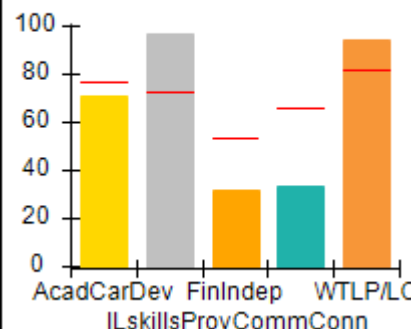
Permanency Outcomes (%)



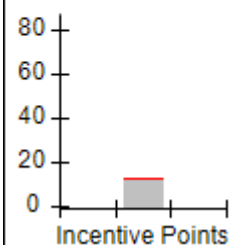
Well-Being Outcomes (%)



ILP/TLP Outcomes (%)



Incentives Earned (Points)





Performance-Based Placement Measures
RBWO Provider GA+SCORECARD - ILP/TLP

Report Quarter: Q3 FY2018

Provider/Program Name: Murphy-Harpst Children's Centers - TLP (Fletcher St. 2) (5230) - CCI

| | | | |
|--|----------------------------------|-----------------------|--------------------------------------|
| 740 Fletcher St., Cedartown, GA 30125 Phone: 770-748-1500 Vendor ID# 144420 | Quarterly Scores (Grades) | | Current Quarter Score (Grade) |
| | Q1: 79.52 (C+) | Q2: 98.54 (A+) | 94.38% |
| | Q3: 94.38 (A) | Q4: N/A | (A) |

| | | | |
|-----------------------------|---------------------------------------|---------------------------------|------------------------------------|
| Program Census Information: | # Children in Care During Quarter: 15 | # Placements During Quarter: 15 | # Children in Care On Last Day: 12 |
|-----------------------------|---------------------------------------|---------------------------------|------------------------------------|

| | Avg Performance All ILP/TLPs (%) | Provider Performance (%)* | Possible Points (Weight) | Provider Points Earned |
|--|---|----------------------------------|---------------------------------|-------------------------------|
|--|---|----------------------------------|---------------------------------|-------------------------------|

OPM Monitoring Reviews

| | | | | |
|------------------------------|-----|-------------------|----------|-------------|
| Annual Comprehensive Reviews | 84% | Not Yet Conducted | | |
| Safety Reviews | 93% | 95% | 5 | 4.77 |
| Monitoring Sub-Total | | | 5 | 4.77 |

ILP/TLP Safety Outcomes

| | | | | |
|----------------------------|-------|--------------------------|-----------|--------------|
| Incidence of Maltreatment | 0.00% | No Substantiated Reports | 3 | 3.00 |
| Staff Training/Foundations | 89% | 100% | 5 | 5.00 |
| Staff Safety Checks | 95% | 100% | 5 | 5.00 |
| Safety Sub-Total | | | 13 | 13.00 |

ILP/TLP Permanency Outcomes

| | | | | |
|-----------------------------|-----|-----|----------|-------------|
| Placement Stability | 93% | 87% | 3 | 2.61 |
| Permanency Sub-Total | | | 3 | 2.61 |

ILP/TLP Well-Being Outcomes

| | | | | |
|--------------------------------|---------|------|------------|--------------|
| EPSDT Medical Visits | 82% | 100% | 4 | 4.00 |
| EPSDT Dental Visits | 76% | 100% | 4 | 4.00 |
| Academic Supports | 57% | 43% | 2 | 0.86 |
| Provider ECEM Visits | 88% | 87% | 4 | 3.48 |
| Placements with Siblings | No Data | 0% | Not Scored | Not Scored |
| Placements within Legal County | 24% | 0% | Not Scored | Not Scored |
| Well-Being Sub-Total | | | 14 | 12.34 |

ILP/TLP Specialty Outcomes

| | | | | |
|-----------------------------|-----|-----|-----------|--------------|
| Academic/Career Development | 77% | 71% | 10 | 7.10 |
| Ind Living Skills Provision | 73% | 97% | 15 | 14.55 |
| Financial Independence | 53% | 32% | 5 | 1.60 |
| Community Connections | 66% | 33% | 5 | 1.65 |
| WTLP/Life Coach | 82% | 94% | 15 | 14.10 |
| Specialty Sub-Total | | | 50 | 39.00 |

*Performance calculation descriptions can be found in the FY 2018 RBWO PBP Measurements and Standards Guide.



Performance-Based Placement Measures

RBWO Provider GA+SCORECARD - ILP/TLP

Report Quarter: Q3 FY2018

| | |
|--|------------------------------|
| Monitoring & Outcomes: Possible Points = 85 | Points Earned = 71.72 |
| Score Before Incentives Credit | 84.38% |
| Incentives Awarded | 10.00 pts |
| PBP Verification | N/A pts |
| Total Score | 94.38% |

Provider/Program Name: Murphy-Harpst Children's Centers - TLP (Fletcher St. 2) (5230) - CCI

| Program Census Information: | | # Children in Care During Quarter: 15 | # Placements During Quarter: 15 | # Children in Care On Last Day: 12 |
|---|---------------------------------------|---------------------------------------|---------------------------------|------------------------------------|
| ILP/TLP Incentive Credits | Avg Performance All ILP/TLPs (Points) | Provider Performance (%)* | Possible Points (Weight) | Provider Points Earned |
| No DJJ or DOC Involvement | | 25% | 5 | 1.25 |
| Extended Foster Care Services | | 100% | 5 | 5.00 |
| Positive Permanency Connections | | 0% | 5 | 0.00 |
| High School Graduation/College Participation/Professional Certification | | 0% | 20 | 0.00 |
| Part-Time Employment with Medical Benefits | | 0% | 20 | 0.00 |
| Living Arrangements at Discharge | | 0% | 20 | 0.00 |
| Additional Academic Supports | | 4% | 2 | 0.08 |
| Additional IL Skills Provision | | 79% | 5 | 3.95 |
| Active Agency Accreditation | | 50% | 4 | 2.00 |
| Staff Clinical Licensure | | 0% | 5 | 0.00 |
| Incentives Total | 12.61 | | 91 | 12.28 |

*Performance calculation descriptions can be found in the FY 2018 RBWO PBP Measurements and Standards Guide.

Child Protective Services Investigations and Dispositions

The following investigations data, which is not used for scoring but is considered significant to a provider's performance, is from Georgia SHINES and is not considered final or complete until the end of the fiscal year.

| | |
|-----------------------------------|---|
| Total Reports: | 0 |
| Number Screened In: | 0 |
| Number Screened Out: | 0 |
| Number Substantiated: | 0 |
| Number Unsubstantiated: | 0 |
| Number Active CPS Investigations: | 0 |

**Performance-Based Placement Measures**
RBWO Provider GA+SCORECARD - ILP/TLP

Report Quarter: Q3 FY2018

Provider/Program Name: North Georgia Angel House - ILP (5238) - CCI

2260 Sam Nelson Road, Canton, GA 30114

Phone: 770-479-9555

Vendor ID# 144051

Quarterly Scores (Grades)**Current Quarter Score (Grade)**

Q1: 108.59 (A+)

Q2: 109.27 (A+)

101.79%

Q3: 101.79 (A+)

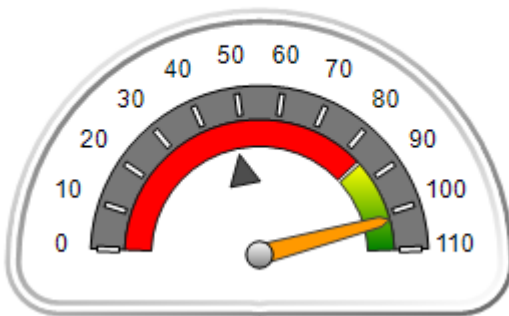
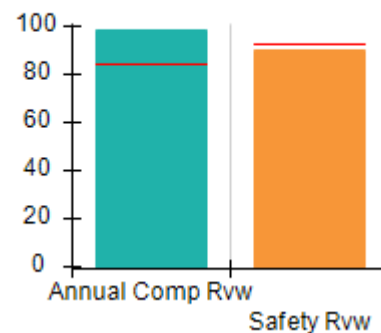
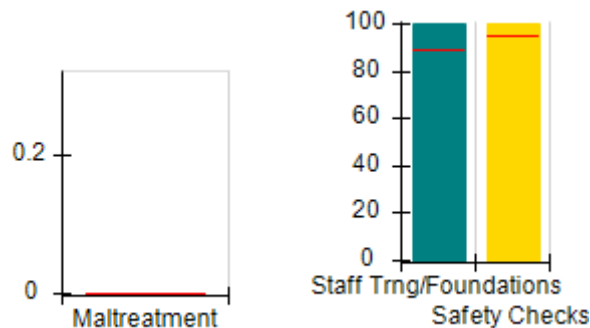
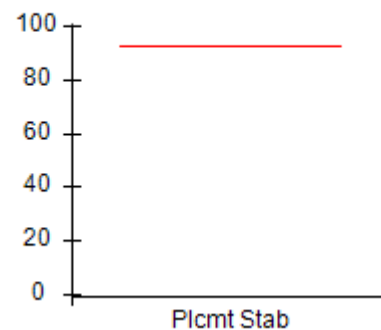
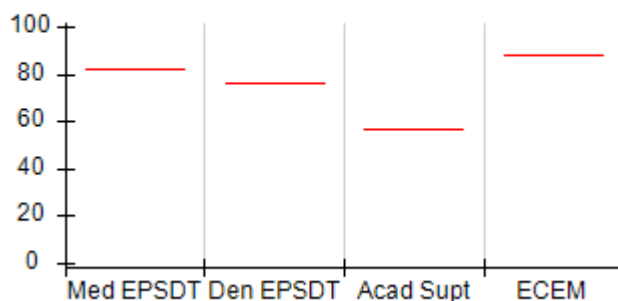
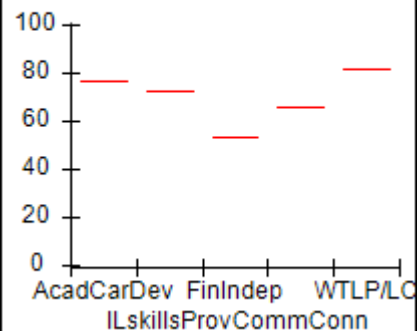
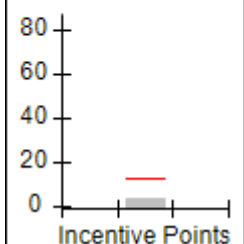
Q4: N/A

(A+)

Program Census Information:

Children in Care During
Quarter: 0# Placements During
Quarter: 0# Children in Care On Last
Day: 0**Quarterly Provider Comparisons to All ILP/TLPs**

▼ — indicates average for all ILP/TLPs

Overall Score (%)**OPM Monitoring Reviews (%)****Safety Outcomes (%)****Permanency Outcomes (%)****Well-Being Outcomes (%)****ILP/TLP Outcomes (%)****Incentives Earned (Points)**



Performance-Based Placement Measures RBWO Provider GA+SCORECARD - ILP/TLP

Report Quarter: Q3 FY2018

| | | | | |
|--|----------------------------------|--------------------------------------|--------------------------------|-----------------------------------|
| Provider/Program Name: North Georgia Angel House - ILP (5238) - CCI | | | | |
| 2260 Sam Nelson Road, Canton, GA 30114 | | Quarterly Scores (Grades) | | Current Quarter Score (Grade) |
| Phone: 770-479-9555 | | Q1: 108.59 (A+) | Q2: 109.27 (A+) | 101.79% (A+) |
| Vendor ID# 144051 | | Q3: 101.79 (A+) | Q4: N/A | |
| Program Census Information: | | # Children in Care During Quarter: 0 | # Placements During Quarter: 0 | # Children in Care On Last Day: 0 |
| | Avg Performance All ILP/TLPs (%) | Provider Performance (%)* | Possible Points (Weight) | Provider Points Earned |
| OPM Monitoring Reviews | | | | |
| Annual Comprehensive Reviews | 84% | 98% | 15 | 14.77 |
| Safety Reviews | 93% | 90% | 5 | 4.50 |
| Monitoring Sub-Total | | | 20 | 19.27 |
| ILP/TLP Safety Outcomes | | | | |
| Incidence of Maltreatment | 0.00% | Not Eligible | | |
| Staff Training/Foundations | 89% | 100% | 6.5 | 6.50 |
| Staff Safety Checks | 95% | 100% | 6.5 | 6.50 |
| Safety Sub-Total | | | 13 | 13.00 |
| ILP/TLP Permanency Outcomes | | | | |
| Placement Stability | 93% | Not Eligible | | |
| Permanency Sub-Total | | | N/A | |
| ILP/TLP Well-Being Outcomes | | | | |
| EPSDT Medical Visits | 82% | Not Eligible | | |
| EPSDT Dental Visits | 76% | Not Eligible | | |
| Academic Supports | 57% | Not Eligible | | |
| Provider ECEM Visits | 88% | Not Eligible | N/A | |
| Placements with Siblings | No Data | Not Eligible | Not Scored | Not Scored |
| Placements within Legal County | 24% | Not Eligible | Not Scored | Not Scored |
| Well-Being Sub-Total | | | N/A | |
| ILP/TLP Specialty Outcomes | | | | |
| Academic/Career Development | 77% | Not Eligible | | |
| Ind Living Skills Provision | 73% | Not Eligible | N/A | |
| Financial Independence | 53% | Not Eligible | | |
| Community Connections | 66% | Not Eligible | | |
| WTLPL/Life Coach | 82% | Not Eligible | N/A | |
| Specialty Sub-Total | | | N/A | |
| *Performance calculation descriptions can be found in the FY 2018 RBWO PBP Measurements and Standards Guide. | | | | |

Monitoring & Outcomes: Possible Points = 33

Points Earned = 32.27



Performance-Based Placement Measures

RBWO Provider GA+SCORECARD - ILP/TLP

Report Quarter: Q3 FY2018

| | |
|---------------------------------------|------------------|
| Score Before Incentives Credit | 97.79% |
| Incentives Awarded | 04.00 pts |
| PBP Verification | N/A pts |
| Total Score | 101.79% |

| Provider/Program Name: North Georgia Angel House - ILP (5238) - CCI | | | | |
|---|---------------------------------------|--------------------------------------|--------------------------------|-----------------------------------|
| Program Census Information: | | # Children in Care During Quarter: 0 | # Placements During Quarter: 0 | # Children in Care On Last Day: 0 |
| ILP/TLP Incentive Credits | Avg Performance All ILP/TLPs (Points) | Provider Performance (%)* | Possible Points (Weight) | Provider Points Earned |
| No DJJ or DOC Involvement | | Not Eligible | 5 | |
| Extended Foster Care Services | | Not Eligible | 5 | |
| Positive Permanency Connections | | Not Eligible | 5 | |
| High School Graduation/College Participation/Professional Certification | | Not Eligible | 20 | |
| Part-Time Employment with Medical Benefits | | Not Eligible | 20 | |
| Living Arrangements at Discharge | | Not Eligible | 20 | |
| Additional Academic Supports | | Not Eligible | 2 | |
| Additional IL Skills Provision | | Not Eligible | 5 | |
| Active Agency Accreditation | | 100% | 4 | 4.00 |
| Staff Clinical Licensure | | 0% | 5 | 0.00 |
| Incentives Total | 12.61 | | 91 | 4.00 |

*Performance calculation descriptions can be found in the FY 2018 RBWO PBP Measurements and Standards Guide.

| Child Protective Services Investigations and Dispositions | | |
|--|---|--|
| The following investigations data, which is not used for scoring but is considered significant to a provider's performance, is from Georgia SHINES and is not considered final or complete until the end of the fiscal year. | | |
| Total Reports: | 0 | |
| Number Screened In: | 0 | |
| Number Screened Out: | 0 | |
| Number Substantiated: | 0 | |
| Number Unsubstantiated: | 0 | |
| Number Active CPS Investigations: | 0 | |



Performance-Based Placement Measures

RBWO Provider GA+SCORECARD - ILP/TLP

Report Quarter: Q3 FY2018

Provider/Program Name: North Georgia Angel House - TLP (5126) - CCI

2260 Sam Nelson Road, Canton, GA 30114

Phone: 404-556-7421

Vendor ID# 108343

Program Census Information:

Children in Care During
Quarter: 6# Placements During
Quarter: 6# Children in Care On Last
Day: 4

Quarterly Scores (Grades)

Q1: 107.34 (A+)

Q2: 108.87 (A+)

Q3: 106.84 (A+)

Q4: N/A

Current Quarter Score
(Grade)

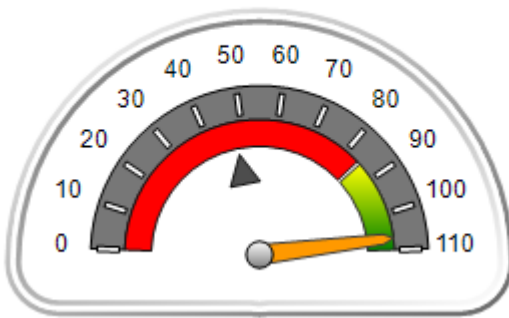
106.84%

(A+)

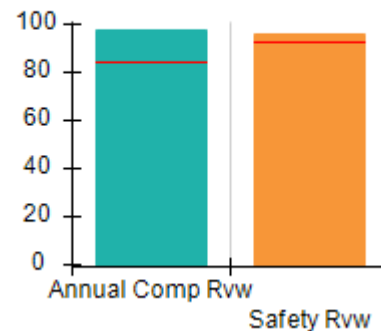
Quarterly Provider Comparisons to All ILP/TLPs

indicates average for all ILP/TLPs

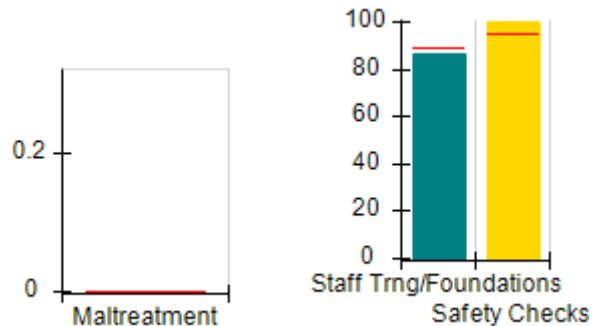
Overall Score (%)



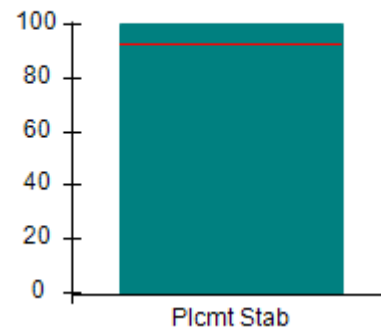
OPM Monitoring Reviews (%)



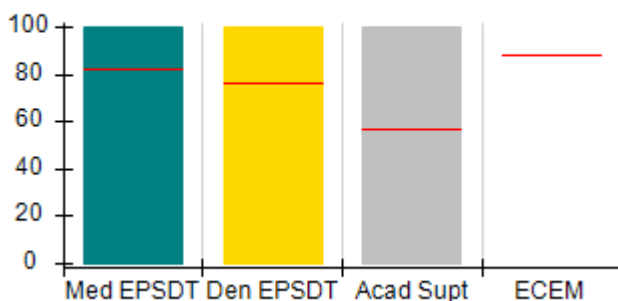
Safety Outcomes (%)



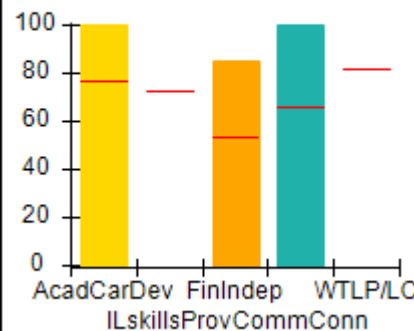
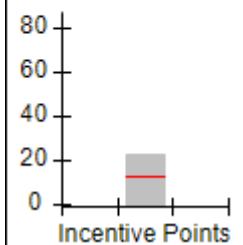
Permanency Outcomes (%)



Well-Being Outcomes (%)



ILP/TLP Outcomes (%)

Incentives
Earned
(Points)



Performance-Based Placement Measures

RBWO Provider GA+SCORECARD - ILP/TLP

Report Quarter: Q3 FY2018

| Provider/Program Name: North Georgia Angel House - TLP (5126) - CCI | | | | |
|---|----------------------------------|--------------------------------------|--------------------------------|-----------------------------------|
| 2260 Sam Nelson Road, Canton, GA 30114 | | Quarterly Scores (Grades) | | Current Quarter Score (Grade) |
| Phone: 404-556-7421 | | Q1: 107.34 (A+) | Q2: 108.87 (A+) | 106.84% (A+) |
| Vendor ID# 108343 | | Q3: 106.84 (A+) | Q4: N/A | |
| Program Census Information: | | # Children in Care During Quarter: 6 | # Placements During Quarter: 6 | # Children in Care On Last Day: 4 |
| | Avg Performance All ILP/TLPs (%) | Provider Performance (%)* | Possible Points (Weight) | Provider Points Earned |
| OPM Monitoring Reviews | | | | |
| Annual Comprehensive Reviews | 84% | 97% | 15 | 14.62 |
| Safety Reviews | 93% | 96% | 5 | 4.80 |
| Monitoring Sub-Total | | | 20 | 19.42 |
| ILP/TLP Safety Outcomes | | | | |
| Incidence of Maltreatment | 0.00% | No Substantiated Reports | 3 | 3.00 |
| Staff Training/Foundations | 89% | 86% | 5 | 4.30 |
| Staff Safety Checks | 95% | 100% | 5 | 5.00 |
| Safety Sub-Total | | | 13 | 12.30 |
| ILP/TLP Permanency Outcomes | | | | |
| Placement Stability | 93% | 100% | 3 | 3.00 |
| Permanency Sub-Total | | | 3 | 3.00 |
| ILP/TLP Well-Being Outcomes | | | | |
| EPSDT Medical Visits | 82% | 100% | 5.6 | 5.60 |
| EPSDT Dental Visits | 76% | 100% | 5.6 | 5.60 |
| Academic Supports | 57% | 100% | 2.8 | 2.80 |
| Provider ECEM Visits | 88% | Not Eligible | N/A | |
| Placements with Siblings | No Data | 0% | Not Scored | Not Scored |
| Placements within Legal County | 24% | 50% | Not Scored | Not Scored |
| Well-Being Sub-Total | | | 14 | 14.00 |
| ILP/TLP Specialty Outcomes | | | | |
| Academic/Career Development | 77% | 100% | 25 | 25.00 |
| Ind Living Skills Provision | 73% | Not Eligible | N/A | |
| Financial Independence | 53% | 85% | 12.5 | 10.63 |
| Community Connections | 66% | 100% | 12.5 | 12.50 |
| WTLP/Life Coach | 82% | Not Eligible | N/A | |
| Specialty Sub-Total | | | 50 | 48.13 |

*Performance calculation descriptions can be found in the FY 2018 RBWO PBP Measurements and Standards Guide.

Monitoring & Outcomes: Possible Points = 100

Points Earned = 96.84



Performance-Based Placement Measures

RBWO Provider GA+SCORECARD - ILP/TLP

Report Quarter: Q3 FY2018

| | |
|---------------------------------------|------------------|
| Score Before Incentives Credit | 96.84% |
| Incentives Awarded | 10.00 pts |
| PBP Verification | N/A pts |
| Total Score | 106.84% |

| Provider/Program Name: North Georgia Angel House - TLP (5126) - CCI | | | | |
|--|---------------------------------------|--------------------------------------|--------------------------------|-----------------------------------|
| Program Census Information: | | # Children in Care During Quarter: 6 | # Placements During Quarter: 6 | # Children in Care On Last Day: 4 |
| ILP/TLP Incentive Credits | Avg Performance All ILP/TLPs (Points) | Provider Performance (%)* | Possible Points (Weight) | Provider Points Earned |
| No DJJ or DOC Involvement | | 100% | 5 | 5.00 |
| Extended Foster Care Services | | 0% | 5 | 0.00 |
| Positive Permanency Connections | | 100% | 5 | 5.00 |
| High School Graduation/College Participation/Professional Certification | | 25% | 20 | 5.00 |
| Part-Time Employment with Medical Benefits | | 0% | 20 | 0.00 |
| Living Arrangements at Discharge | | 0% | 20 | 0.00 |
| Additional Academic Supports | | 100% | 2 | 2.00 |
| Additional IL Skills Provision | | 79% | 5 | 3.95 |
| Active Agency Accreditation | | 50% | 4 | 2.00 |
| Staff Clinical Licensure | | 0% | 5 | 0.00 |
| Incentives Total | 12.61 | | 91 | 22.95 |
| *Performance calculation descriptions can be found in the FY 2018 RBWO PBP Measurements and Standards Guide. | | | | |

| Child Protective Services Investigations and Dispositions | | |
|--|---|--|
| The following investigations data, which is not used for scoring but is considered significant to a provider's performance, is from Georgia SHINES and is not considered final or complete until the end of the fiscal year. | | |
| Total Reports: | 0 | |
| Number Screened In: | 0 | |
| Number Screened Out: | 0 | |
| Number Substantiated: | 0 | |
| Number Unsubstantiated: | 0 | |
| Number Active CPS Investigations: | 0 | |



Performance-Based Placement Measures

RBWO Provider GA+SCORECARD - ILP/TLP

Report Quarter: Q3 FY2018

Provider/Program Name: Northstar Transition - (5252) - CCI

28 Carpenter Lane, Dahlonega, GA 30533

Phone: 770-364-9319

Vendor ID# 150681

Quarterly Scores (Grades)

Q1: 72.25 (C-)

Q2: 84.46 (B)

Q3: 100.61 (A+)

Q4: N/A

Current Quarter Score (Grade)

100.57%

(A+)

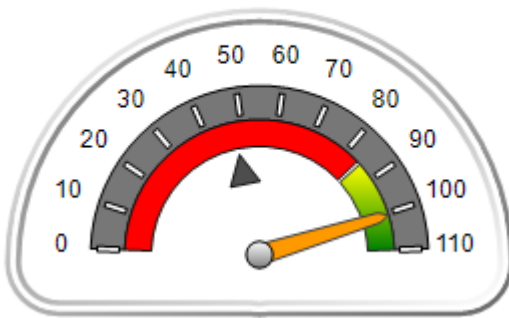
Program Census Information:

Children in Care During
Quarter: 8# Placements During
Quarter: 8# Children in Care On Last
Day: 4

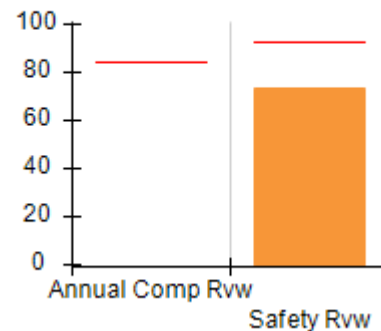
Quarterly Provider Comparisons to All ILP/TLPs

indicates average for all ILP/TLPs

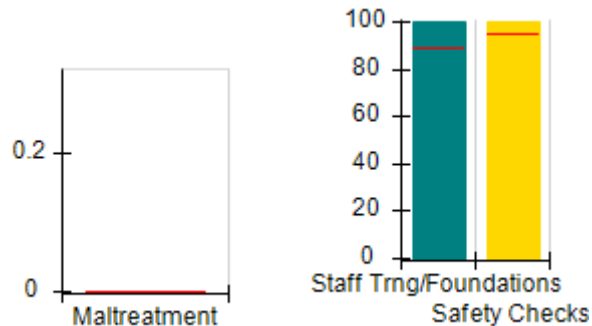
Overall Score (%)



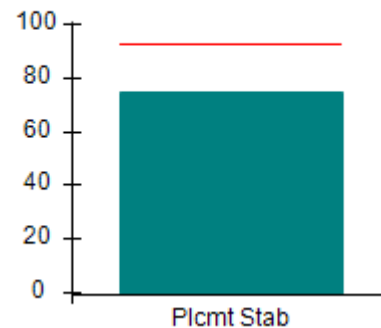
OPM Monitoring Reviews (%)



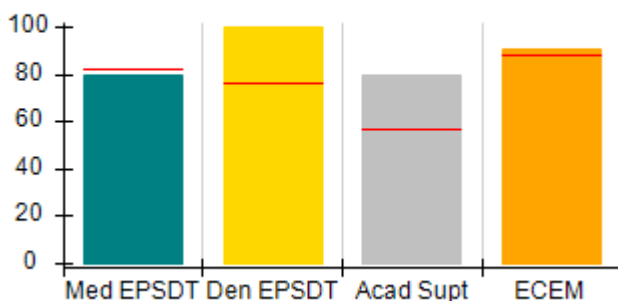
Safety Outcomes (%)



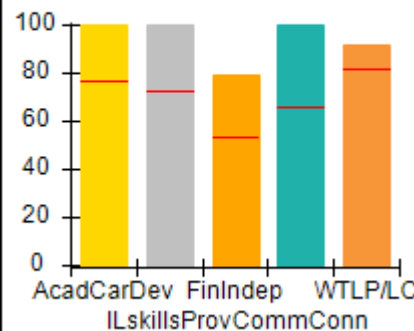
Permanency Outcomes (%)



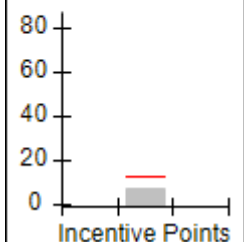
Well-Being Outcomes (%)



ILP/TLP Outcomes (%)



Incentives Earned (Points)





Performance-Based Placement Measures

RBWO Provider GA+SCORECARD - ILP/TLP

Report Quarter: Q3 FY2018

Provider/Program Name: Northstar Transition - (5252) - CCI

28 Carpenter Lane, Dahlonega, GA 30533

Phone: 770-364-9319

Vendor ID# 150681

Quarterly Scores (Grades)

Q1: 72.25 (C-)

Q2: 84.46 (B)

Q3: 100.61 (A+)

Q4: N/A

Current Quarter Score (Grade)

100.57%

(A+)

Program Census Information:

Children in Care During
Quarter: 8

Placements During
Quarter: 8

Children in Care On
Last Day: 4

**Avg
Performance All
ILP/TLPs (%)**

**Provider
Performance (%)***

**Possible Points
(Weight)**

**Provider Points
Earned**

OPM Monitoring Reviews

| | | | | |
|------------------------------|-----|-------------------|----------|-------------|
| Annual Comprehensive Reviews | 84% | Not Yet Conducted | | |
| Safety Reviews | 93% | 73% | 5 | 3.67 |
| Monitoring Sub-Total | | | 5 | 3.67 |

ILP/TLP Safety Outcomes

| | | | | |
|----------------------------|-------|--------------------------|-----------|--------------|
| Incidence of Maltreatment | 0.00% | No Substantiated Reports | 3 | 3.00 |
| Staff Training/Foundations | 89% | 100% | 5 | 5.00 |
| Staff Safety Checks | 95% | 100% | 5 | 5.00 |
| Safety Sub-Total | | | 13 | 13.00 |

ILP/TLP Permanency Outcomes

| | | | | |
|-----------------------------|-----|-----|----------|-------------|
| Placement Stability | 93% | 75% | 3 | 2.25 |
| Permanency Sub-Total | | | 3 | 2.25 |

ILP/TLP Well-Being Outcomes

| | | | | |
|--------------------------------|---------|------|------------|--------------|
| EPSDT Medical Visits | 82% | 80% | 4 | 3.20 |
| EPSDT Dental Visits | 76% | 100% | 4 | 4.00 |
| Academic Supports | 57% | 80% | 2 | 1.60 |
| Provider ECEM Visits | 88% | 91% | 4 | 3.64 |
| Placements with Siblings | No Data | 0% | Not Scored | Not Scored |
| Placements within Legal County | 24% | 20% | Not Scored | Not Scored |
| Well-Being Sub-Total | | | 14 | 12.44 |

ILP/TLP Specialty Outcomes

| | | | | |
|-----------------------------|-----|------|-----------|--------------|
| Academic/Career Development | 77% | 100% | 10 | 10.00 |
| Ind Living Skills Provision | 73% | 100% | 15 | 15.00 |
| Financial Independence | 53% | 79% | 5 | 3.95 |
| Community Connections | 66% | 100% | 5 | 5.00 |
| WTLP/Life Coach | 82% | 92% | 15 | 13.80 |
| Specialty Sub-Total | | | 50 | 47.75 |

*Performance calculation descriptions can be found in the FY 2018 RBWO PBP Measurements and Standards Guide.

Monitoring & Outcomes: Possible Points = 85

Points Earned = 79.11



Performance-Based Placement Measures RBWO Provider GA+SCORECARD - ILP/TLP

Report Quarter: Q3 FY2018

| | |
|---------------------------------------|------------------|
| Score Before Incentives Credit | 93.07% |
| Incentives Awarded | 07.50 pts |
| PBP Verification | N/A pts |
| Total Score | 100.57% |

| Provider/Program Name: Northstar Transition - (5252) - CCI | | | | |
|--|---------------------------------------|--------------------------------------|--------------------------------|-----------------------------------|
| Program Census Information: | | # Children in Care During Quarter: 8 | # Placements During Quarter: 8 | # Children in Care On Last Day: 4 |
| ILP/TLP Incentive Credits | Avg Performance All ILP/TLPs (Points) | Provider Performance (%)* | Possible Points (Weight) | Provider Points Earned |
| No DJJ or DOC Involvement | | 100% | 5 | 5.00 |
| Extended Foster Care Services | | 0% | 5 | 0.00 |
| Positive Permanency Connections | | 0% | 5 | 0.00 |
| High School Graduation/College Participation/Professional Certification | | 0% | 20 | 0.00 |
| Part-Time Employment with Medical Benefits | | 0% | 20 | 0.00 |
| Living Arrangements at Discharge | | 0% | 20 | 0.00 |
| Additional Academic Supports | | 0% | 2 | 0.00 |
| Additional IL Skills Provision | | 50% | 5 | 2.50 |
| Active Agency Accreditation | | 0% | 4 | 0.00 |
| Staff Clinical Licensure | | 0% | 5 | 0.00 |
| Incentives Total | 12.61 | | 91 | 7.50 |
| *Performance calculation descriptions can be found in the FY 2018 RBWO PBP Measurements and Standards Guide. | | | | |

| Child Protective Services Investigations and Dispositions | | |
|--|---|--|
| The following investigations data, which is not used for scoring but is considered significant to a provider's performance, is from Georgia SHINES and is not considered final or complete until the end of the fiscal year. | | |
| Total Reports: | 0 | |
| Number Screened In: | 0 | |
| Number Screened Out: | 0 | |
| Number Substantiated: | 0 | |
| Number Unsubstantiated: | 0 | |
| Number Active CPS Investigations: | 0 | |



Performance-Based Placement Measures RBWO Provider GA+SCORECARD - ILP/TLP

Report Quarter: Q3 FY2018

Provider/Program Name: Phoenix International, Inc. - (5256) - CCI

178 Moury Ave SW, Atlanta, GA 30315

Phone: 678-631-7473

Vendor ID# 153026

Quarterly Scores (Grades)

Q1: 51.14 (F)

Q2: 41.40 (F)

Q3: 55.40 (F)

Q4: N/A

Current Quarter Score (Grade)

55.40%

(F)

Program Census Information:

Children in Care During
Quarter: 16

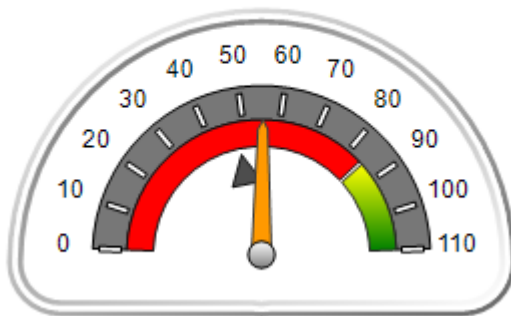
Placements During
Quarter: 16

Children in Care On Last
Day: 9

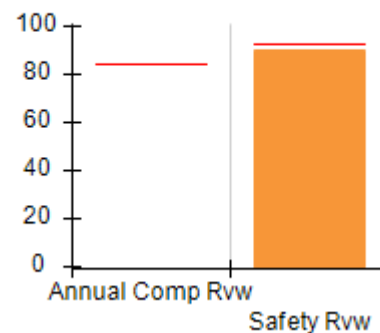
Quarterly Provider Comparisons to All ILP/TLPs

▼ indicates average for all ILP/TLPs

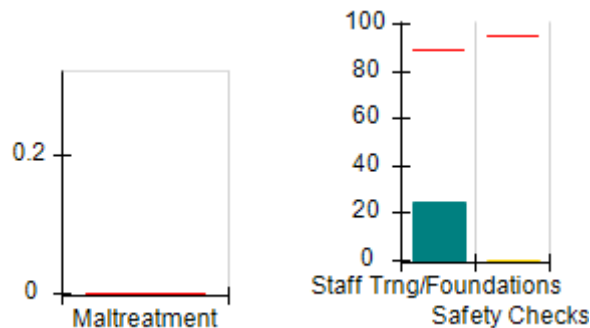
Overall Score (%)



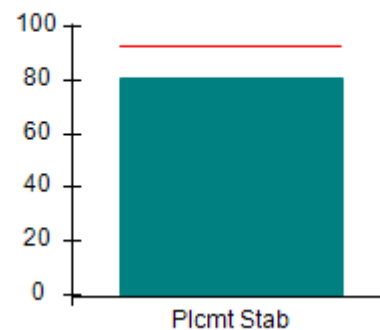
OPM Monitoring Reviews (%)



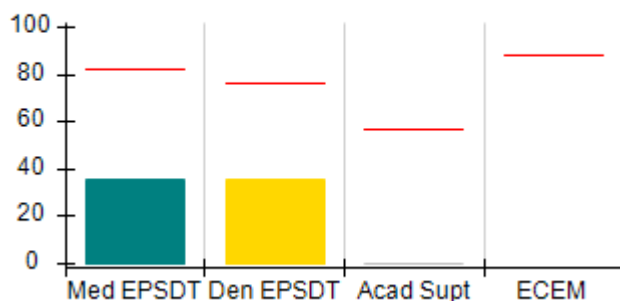
Safety Outcomes (%)



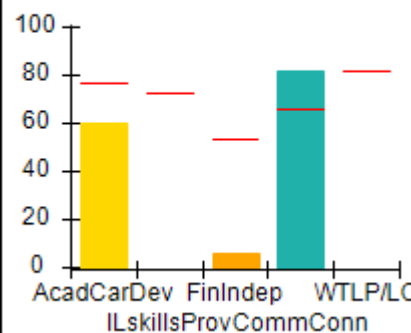
Permanency Outcomes (%)



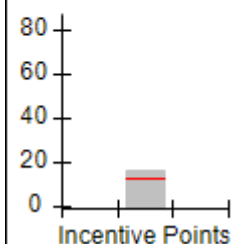
Well-Being Outcomes (%)



ILP/TLP Outcomes (%)



Incentives Earned (Points)





Performance-Based Placement Measures

RBWO Provider GA+SCORECARD - ILP/TLP

Report Quarter: Q3 FY2018

Provider/Program Name: Phoenix International, Inc. - (5256) - CCI

178 Moury Ave SW, Atlanta, GA 30315

Phone: 678-631-7473

Vendor ID# 153026

Quarterly Scores (Grades)**Current Quarter Score (Grade)**

Q1: 51.14 (F)

Q2: 41.40 (F)

55.40%

Q3: 55.40 (F)

Q4: N/A

(F)

Program Census Information:

Children in Care During
Quarter: 16# Placements During
Quarter: 16# Children in Care On
Last Day: 9Avg
Performance All
ILP/TLPs (%)Provider
Performance (%)*Possible Points
(Weight)Provider Points
Earned**OPM Monitoring Reviews**

| | | | | |
|------------------------------|-----|-------------------|----------|-------------|
| Annual Comprehensive Reviews | 84% | Not Yet Conducted | | |
| Safety Reviews | 93% | 90% | 5 | 4.50 |
| Monitoring Sub-Total | | | 5 | 4.50 |

ILP/TLP Safety Outcomes

| | | | | |
|----------------------------|-------|--------------|-----------|-------------|
| Incidence of Maltreatment | 0.00% | Not Eligible | | |
| Staff Training/Foundations | 89% | 25% | 6.5 | 1.63 |
| Staff Safety Checks | 95% | 0% | 6.5 | 0.00 |
| Safety Sub-Total | | | 13 | 1.63 |

ILP/TLP Permanency Outcomes

| | | | | |
|-----------------------------|-----|-----|----------|-------------|
| Placement Stability | 93% | 81% | 3 | 2.43 |
| Permanency Sub-Total | | | 3 | 2.43 |

ILP/TLP Well-Being Outcomes

| | | | | |
|--------------------------------|---------|--------------|------------|-------------|
| EPSDT Medical Visits | 82% | 36% | 5.6 | 2.02 |
| EPSDT Dental Visits | 76% | 36% | 5.6 | 2.02 |
| Academic Supports | 57% | 0% | 2.8 | 0.00 |
| Provider ECEM Visits | 88% | Not Eligible | N/A | |
| Placements with Siblings | No Data | Not Eligible | Not Scored | Not Scored |
| Placements within Legal County | 24% | 33% | Not Scored | Not Scored |
| Well-Being Sub-Total | | | 14 | 4.03 |

ILP/TLP Specialty Outcomes

| | | | | |
|-----------------------------|-----|--------------|-----------|--------------|
| Academic/Career Development | 77% | 60% | 25 | 15.00 |
| Ind Living Skills Provision | 73% | Not Eligible | N/A | |
| Financial Independence | 53% | 6% | 12.5 | 0.75 |
| Community Connections | 66% | 82% | 12.5 | 10.25 |
| WTLF/Life Coach | 82% | Not Eligible | N/A | |
| Specialty Sub-Total | | | 50 | 26.00 |

*Performance calculation descriptions can be found in the FY 2018 RBWO PBP Measurements and Standards Guide.

Monitoring & Outcomes: Possible Points = 85**Points Earned = 38.59**



Performance-Based Placement Measures

RBWO Provider GA+SCORECARD - ILP/TLP

Report Quarter: Q3 FY2018

| | |
|---------------------------------------|------------------|
| Score Before Incentives Credit | 45.40% |
| Incentives Awarded | 10.00 pts |
| PBP Verification | N/A pts |
| Total Score | 55.40% |

| Provider/Program Name: Phoenix International, Inc. - (5256) - CCI | | | | |
|--|--|--|------------------------------------|--------------------------------------|
| Program Census Information: | | # Children in Care During Quarter: 16 | # Placements During Quarter: 16 | # Children in Care On Last Day: 9 |
| ILP/TLP Incentive Credits | Avg Performance All ILP/TLPs (Points) | Provider Performance (%)* | Possible Points (Weight) | Provider Points Earned |
| No DJJ or DOC Involvement | | 93% | 5 | 4.65 |
| Extended Foster Care Services | | Not Eligible | 5 | |
| Positive Permanency Connections | | 0% | 5 | 0.00 |
| High School Graduation/College Participation/Professional Certification | | 57% | 20 | 11.40 |
| Part-Time Employment with Medical Benefits | | 0% | 20 | 0.00 |
| Living Arrangements at Discharge | | 0% | 20 | 0.00 |
| Additional Academic Supports | | 0% | 2 | 0.00 |
| Additional IL Skills Provision | | 0% | 5 | 0.00 |
| Active Agency Accreditation | | 0% | 4 | 0.00 |
| Staff Clinical Licensure | | 0% | 5 | 0.00 |
| Incentives Total | 12.61 | | 91 | 16.05 |
| *Performance calculation descriptions can be found in the FY 2018 RBWO PBP Measurements and Standards Guide. | | | | |

| Child Protective Services Investigations and Dispositions | | |
|--|---|--|
| The following investigations data, which is not used for scoring but is considered significant to a provider's performance, is from Georgia SHINES and is not considered final or complete until the end of the fiscal year. | | |
| Total Reports: | 0 | |
| Number Screened In: | 0 | |
| Number Screened Out: | 0 | |
| Number Substantiated: | 0 | |
| Number Unsubstantiated: | 0 | |
| Number Active CPS Investigations: | 0 | |



Performance-Based Placement Measures RBWO Provider GA+SCORECARD - ILP/TLP

Report Quarter: Q3 FY2018

Provider/Program Name: Positive Growth - Clarkston ILP (5239) - CCI

977 Smith St., Clarkston, GA 30021

Phone: 404-292-6420

Vendor ID# 143219

Quarterly Scores (Grades)

Q1: 76.83 (C)

Q2: 66.43 (D)

Q3: 96.77 (A)

Q4: N/A

Current Quarter Score (Grade)

96.77%

(A)

Program Census Information:

Children in Care During Quarter: 1

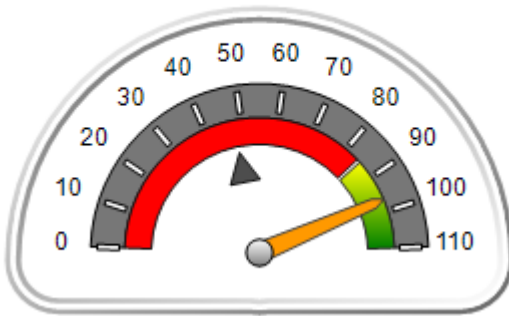
Placements During Quarter: 1

Children in Care On Last Day: 1

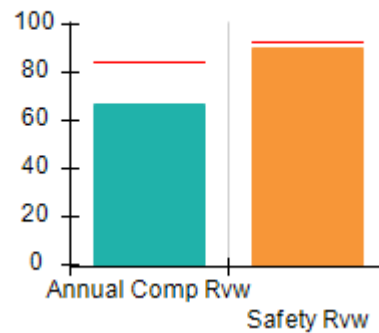
Quarterly Provider Comparisons to All ILP/TLPs

▼ indicates average for all ILP/TLPs

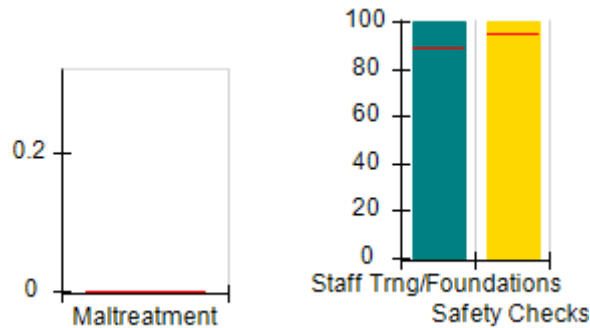
Overall Score (%)



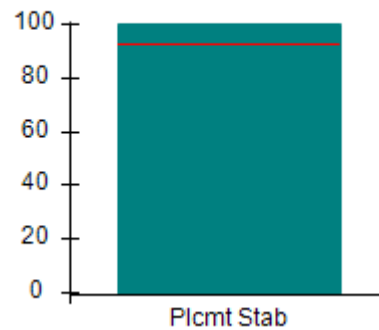
OPM Monitoring Reviews (%)



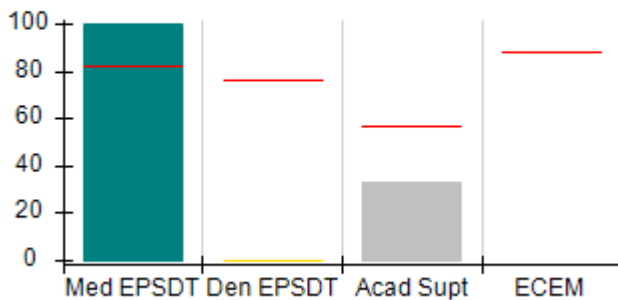
Safety Outcomes (%)



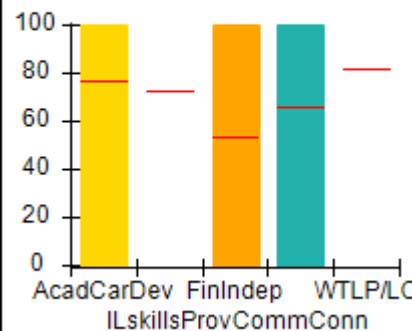
Permanency Outcomes (%)



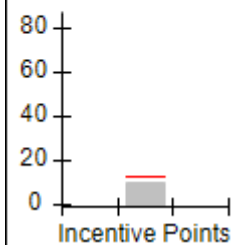
Well-Being Outcomes (%)



ILP/TLP Outcomes (%)



Incentives Earned (Points)





Performance-Based Placement Measures

RBWO Provider GA+SCORECARD - ILP/TLP

Report Quarter: Q3 FY2018

Provider/Program Name: Positive Growth - Clarkston ILP (5239) - CCI

977 Smith St., Clarkston, GA 30021

Phone: 404-292-6420

Vendor ID# 143219

Quarterly Scores (Grades)**Current Quarter Score (Grade)**

Q1: 76.83 (C)

Q2: 66.43 (D)

96.77%
(A)

Q3: 96.77 (A)

Q4: N/A

Program Census Information:

Children in Care During
Quarter: 1# Placements During
Quarter: 1# Children in Care On
Last Day: 1
**Avg
Performance All
ILP/TLPs (%)**
**Provider
Performance (%)***
**Possible Points
(Weight)**
**Provider Points
Earned**
OPM Monitoring Reviews

| | | | | |
|------------------------------|-----|-----|-----------|--------------|
| Annual Comprehensive Reviews | 84% | 67% | 15 | 10.07 |
| Safety Reviews | 93% | 90% | 5 | 4.52 |
| Monitoring Sub-Total | | | 20 | 14.59 |

ILP/TLP Safety Outcomes

| | | | | |
|----------------------------|-------|--------------|-----------|--------------|
| Incidence of Maltreatment | 0.00% | Not Eligible | | |
| Staff Training/Foundations | 89% | 100% | 6.5 | 6.50 |
| Staff Safety Checks | 95% | 100% | 6.5 | 6.50 |
| Safety Sub-Total | | | 13 | 13.00 |

ILP/TLP Permanency Outcomes

| | | | | |
|-----------------------------|-----|------|----------|-------------|
| Placement Stability | 93% | 100% | 3 | 3.00 |
| Permanency Sub-Total | | | 3 | 3.00 |

ILP/TLP Well-Being Outcomes

| | | | | |
|--------------------------------|---------|--------------|------------|-------------|
| EPSDT Medical Visits | 82% | 100% | 5.6 | 5.60 |
| EPSDT Dental Visits | 76% | 0% | 5.6 | 0.00 |
| Academic Supports | 57% | 33% | 2.8 | 0.92 |
| Provider ECEM Visits | 88% | Not Eligible | N/A | |
| Placements with Siblings | No Data | Not Eligible | Not Scored | Not Scored |
| Placements within Legal County | 24% | Not Eligible | Not Scored | Not Scored |
| Well-Being Sub-Total | | | 14 | 6.52 |

ILP/TLP Specialty Outcomes

| | | | | |
|-----------------------------|-----|--------------|-----------|--------------|
| Academic/Career Development | 77% | 100% | 25 | 25.00 |
| Ind Living Skills Provision | 73% | Not Eligible | N/A | |
| Financial Independence | 53% | 100% | 12.5 | 12.50 |
| Community Connections | 66% | 100% | 12.5 | 12.50 |
| WTLPL/Life Coach | 82% | Not Eligible | N/A | |
| Specialty Sub-Total | | | 50 | 50.00 |

*Performance calculation descriptions can be found in the FY 2018 RBWO PBP Measurements and Standards Guide.

Monitoring & Outcomes: Possible Points = 100**Points Earned = 87.11**



Performance-Based Placement Measures RBWO Provider GA+SCORECARD - ILP/TLP

Report Quarter: Q3 FY2018

| | |
|---------------------------------------|------------------|
| Score Before Incentives Credit | 87.11% |
| Incentives Awarded | 09.66 pts |
| PBP Verification | N/A pts |
| Total Score | 96.77% |

| Provider/Program Name: Positive Growth - Clarkston ILP (5239) - CCI | | | | |
|--|---------------------------------------|--------------------------------------|--------------------------------|-----------------------------------|
| Program Census Information: | | # Children in Care During Quarter: 1 | # Placements During Quarter: 1 | # Children in Care On Last Day: 1 |
| ILP/TLP Incentive Credits | Avg Performance All ILP/TLPs (Points) | Provider Performance (%)* | Possible Points (Weight) | Provider Points Earned |
| No DJJ or DOC Involvement | | 100% | 5 | 5.00 |
| Extended Foster Care Services | | Not Eligible | 5 | |
| Positive Permanency Connections | | 0% | 5 | 0.00 |
| High School Graduation/College Participation/Professional Certification | | 0% | 20 | 0.00 |
| Part-Time Employment with Medical Benefits | | Not Eligible | 20 | |
| Living Arrangements at Discharge | | Not Eligible | 20 | |
| Additional Academic Supports | | 33% | 2 | 0.66 |
| Additional IL Skills Provision | | 0% | 5 | 0.00 |
| Active Agency Accreditation | | 100% | 4 | 4.00 |
| Staff Clinical Licensure | | 0% | 5 | 0.00 |
| Incentives Total | 12.61 | | 91 | 9.66 |
| *Performance calculation descriptions can be found in the FY 2018 RBWO PBP Measurements and Standards Guide. | | | | |

| Child Protective Services Investigations and Dispositions | | |
|--|---|--|
| The following investigations data, which is not used for scoring but is considered significant to a provider's performance, is from Georgia SHINES and is not considered final or complete until the end of the fiscal year. | | |
| Total Reports: | 0 | |
| Number Screened In: | 0 | |
| Number Screened Out: | 0 | |
| Number Substantiated: | 0 | |
| Number Unsubstantiated: | 0 | |
| Number Active CPS Investigations: | 0 | |



Performance-Based Placement Measures

RBWO Provider GA+SCORECARD - ILP/TLP

Report Quarter: Q3 FY2018

Provider/Program Name: Positive Growth - Ponce de Leon Ave. II - TLP (955) - CCI

4050 E Ponce de Leon Avenue, Clarkston, GA 30021

Phone: 404 292-6420

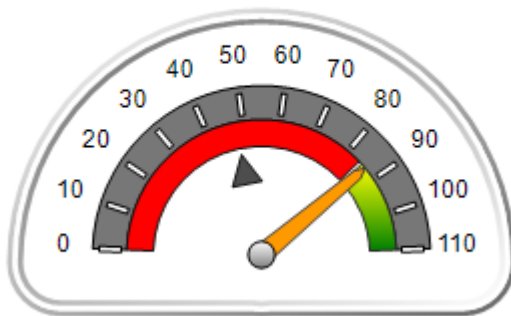
Vendor ID# 71783

| | Quarterly Scores (Grades) | | Current Quarter Score (Grade) |
|-----------------------------|--------------------------------------|--------------------------------|-----------------------------------|
| | Q1: 66.06 (D) | Q2: 71.12 (C-) | 86.36% (B) |
| | Q3: 86.36 (B) | Q4: N/A | |
| Program Census Information: | # Children in Care During Quarter: 5 | # Placements During Quarter: 5 | # Children in Care On Last Day: 4 |

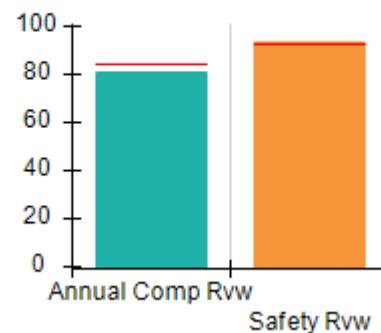
Quarterly Provider Comparisons to All ILP/TLPs

indicates average for all ILP/TLPs

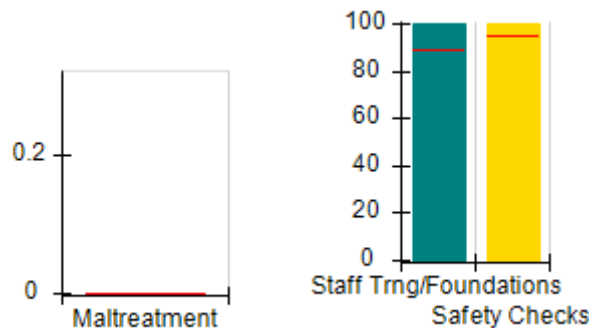
Overall Score (%)



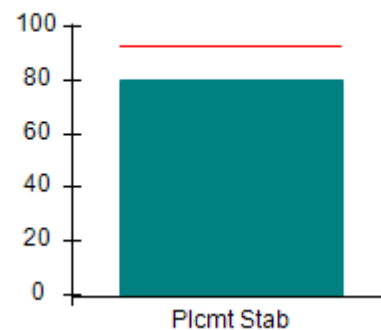
OPM Monitoring Reviews (%)



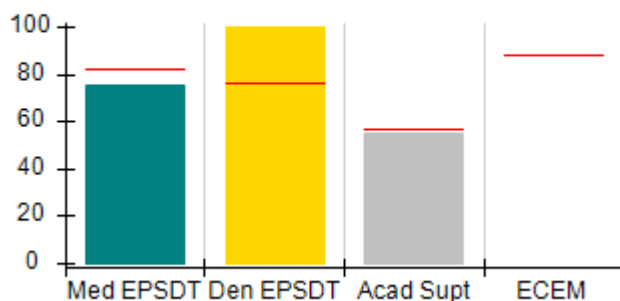
Safety Outcomes (%)



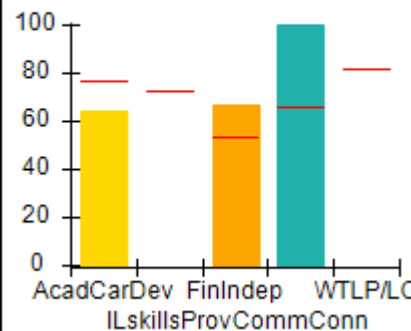
Permanency Outcomes (%)



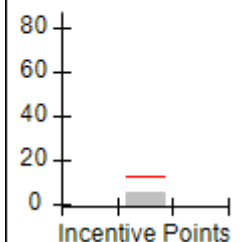
Well-Being Outcomes (%)



ILP/TLP Outcomes (%)



Incentives Earned (Points)





Performance-Based Placement Measures RBWO Provider GA+SCORECARD - ILP/TLP

Report Quarter: Q3 FY2018

| Provider/Program Name: Positive Growth - Ponce de Leon Ave. II - TLP (955) - CCI | | | | |
|--|----------------------------------|--------------------------------------|--------------------------------|-----------------------------------|
| 4050 E Ponce de Leon Avenue, Clarkston, GA 30021 | | Quarterly Scores (Grades) | | Current Quarter Score (Grade) |
| Phone: 404 292-6420 | | Q1: 66.06 (D) | Q2: 71.12 (C-) | 86.36% (B) |
| Vendor ID# 71783 | | Q3: 86.36 (B) | Q4: N/A | |
| Program Census Information: | | # Children in Care During Quarter: 5 | # Placements During Quarter: 5 | # Children in Care On Last Day: 4 |
| | Avg Performance All ILP/TLPs (%) | Provider Performance (%)* | Possible Points (Weight) | Provider Points Earned |
| OPM Monitoring Reviews | | | | |
| Annual Comprehensive Reviews | 84% | 81% | 15 | 12.13 |
| Safety Reviews | 93% | 94% | 5 | 4.69 |
| Monitoring Sub-Total | | | 20 | 16.82 |
| ILP/TLP Safety Outcomes | | | | |
| Incidence of Maltreatment | 0.00% | No Substantiated Reports | 3 | 3.00 |
| Staff Training/Foundations | 89% | 100% | 5 | 5.00 |
| Staff Safety Checks | 95% | 100% | 5 | 5.00 |
| Safety Sub-Total | | | 13 | 13.00 |
| ILP/TLP Permanency Outcomes | | | | |
| Placement Stability | 93% | 80% | 3 | 2.40 |
| Permanency Sub-Total | | | 3 | 2.40 |
| ILP/TLP Well-Being Outcomes | | | | |
| EPSDT Medical Visits | 82% | 75% | 5.6 | 4.20 |
| EPSDT Dental Visits | 76% | 100% | 5.6 | 5.60 |
| Academic Supports | 57% | 55% | 2.8 | 1.54 |
| Provider ECEM Visits | 88% | Not Eligible | N/A | |
| Placements with Siblings | No Data | 50% | Not Scored | Not Scored |
| Placements within Legal County | 24% | 0% | Not Scored | Not Scored |
| Well-Being Sub-Total | | | 14 | 11.34 |
| ILP/TLP Specialty Outcomes | | | | |
| Academic/Career Development | 77% | 64% | 25 | 16.00 |
| Ind Living Skills Provision | 73% | Not Eligible | N/A | |
| Financial Independence | 53% | 67% | 12.5 | 8.38 |
| Community Connections | 66% | 100% | 12.5 | 12.50 |
| WTLP/Life Coach | 82% | Not Eligible | N/A | |
| Specialty Sub-Total | | | 50 | 36.88 |

*Performance calculation descriptions can be found in the FY 2018 RBWO PBP Measurements and Standards Guide.

Monitoring & Outcomes: Possible Points = 100

Points Earned = 80.44



Performance-Based Placement Measures RBWO Provider GA+SCORECARD - ILP/TLP

Report Quarter: Q3 FY2018

| | |
|---------------------------------------|------------------|
| Score Before Incentives Credit | 80.44% |
| Incentives Awarded | 05.92 pts |
| PBP Verification | N/A pts |
| Total Score | 86.36% |

| Provider/Program Name: Positive Growth - Ponce de Leon Ave. II - TLP (955) - CCI | | | | |
|--|---------------------------------------|--------------------------------------|--------------------------------|-----------------------------------|
| Program Census Information: | | # Children in Care During Quarter: 5 | # Placements During Quarter: 5 | # Children in Care On Last Day: 4 |
| ILP/TLP Incentive Credits | Avg Performance All ILP/TLPs (Points) | Provider Performance (%)* | Possible Points (Weight) | Provider Points Earned |
| No DJJ or DOC Involvement | | 64% | 5 | 3.20 |
| Extended Foster Care Services | | 0% | 5 | 0.00 |
| Positive Permanency Connections | | 0% | 5 | 0.00 |
| High School Graduation/College Participation/Professional Certification | | 0% | 20 | 0.00 |
| Part-Time Employment with Medical Benefits | | 0% | 20 | 0.00 |
| Living Arrangements at Discharge | | 0% | 20 | 0.00 |
| Additional Academic Supports | | 36% | 2 | 0.72 |
| Additional IL Skills Provision | | 0% | 5 | 0.00 |
| Active Agency Accreditation | | 50% | 4 | 2.00 |
| Staff Clinical Licensure | | 0% | 5 | 0.00 |
| Incentives Total | 12.61 | | 91 | 5.92 |
| *Performance calculation descriptions can be found in the FY 2018 RBWO PBP Measurements and Standards Guide. | | | | |

| Child Protective Services Investigations and Dispositions | | |
|--|---|--|
| The following investigations data, which is not used for scoring but is considered significant to a provider's performance, is from Georgia SHINES and is not considered final or complete until the end of the fiscal year. | | |
| Total Reports: | 0 | |
| Number Screened In: | 0 | |
| Number Screened Out: | 0 | |
| Number Substantiated: | 0 | |
| Number Unsubstantiated: | 0 | |
| Number Active CPS Investigations: | 0 | |



Performance-Based Placement Measures RBWO Provider GA+SCORECARD - ILP/TLP

Report Quarter: Q3 FY2018

Provider/Program Name: Reaching Clarity, Inc. - (5329) - CCI

1371 Kimberly Way, Atlanta, GA 30331

Phone: 678-834-9107

Vendor ID# 156337

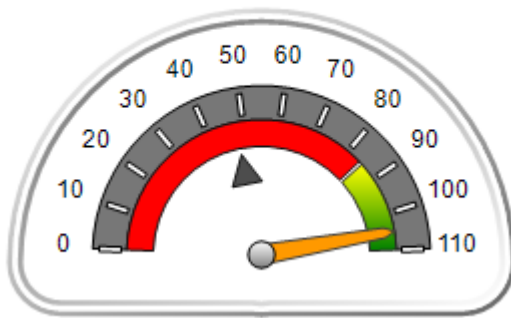
Program Census Information:

| Quarterly Scores (Grades) | | Current Quarter Score (Grade) |
|--------------------------------------|--------------------------------|-----------------------------------|
| Q1: (N/A) | Q2: 00.00 (F) | 105.00% (A+) |
| Q3: 105.00 (A+) | Q4: N/A | |
| # Children in Care During Quarter: 3 | # Placements During Quarter: 3 | # Children in Care On Last Day: 3 |

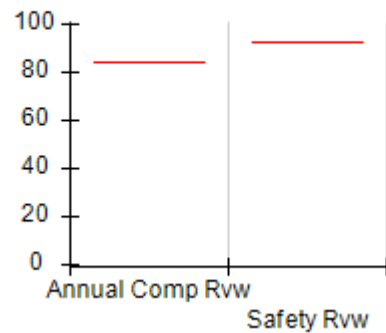
Quarterly Provider Comparisons to All ILP/TLPs

▼ indicates average for all ILP/TLPs

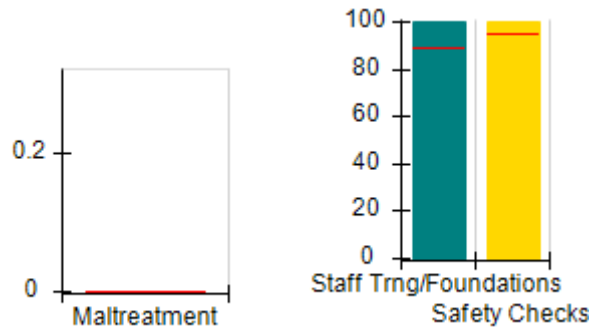
Overall Score (%)



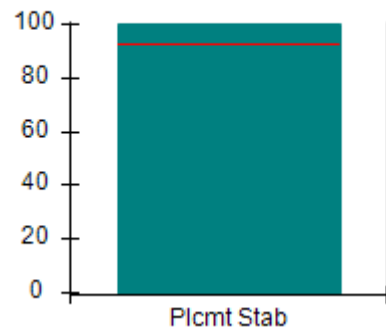
OPM Monitoring Reviews (%)



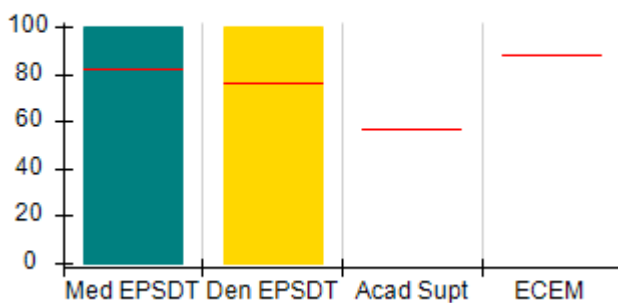
Safety Outcomes (%)



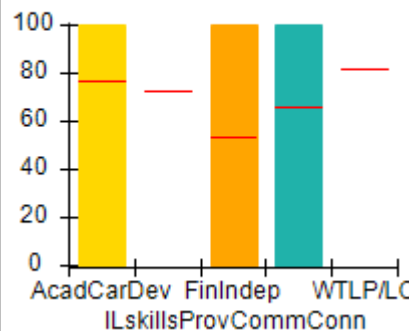
Permanency Outcomes (%)



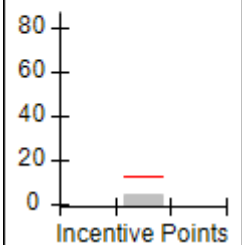
Well-Being Outcomes (%)



ILP/TLP Outcomes (%)



Incentives Earned (Points)





Performance-Based Placement Measures

RBWO Provider GA+SCORECARD - ILP/TLP

Report Quarter: Q3 FY2018

| | | | | |
|---|---|--------------------------------------|---------------------------------|--------------------------------------|
| Provider/Program Name: Reaching Clarity, Inc. - (5329) - CCI | | | | |
| 1371 Kimberly Way, Atlanta, GA 30331 Phone: 678-834-9107 Vendor ID# 156337 | | Quarterly Scores (Grades) | | Current Quarter Score (Grade) |
| | | Q1: (N/A) | Q2: 00.00 (F) | 105.00% (A+) |
| | | Q3: 105.00 (A+) | Q4: N/A | |
| Program Census Information: | | # Children in Care During Quarter: 3 | # Placements During Quarter: 3 | # Children in Care On Last Day: 3 |
| | Avg Performance All ILP/TLPs (%) | Provider Performance (%)* | Possible Points (Weight) | Provider Points Earned |
| OPM Monitoring Reviews | | | | |
| Annual Comprehensive Reviews | 84% | Not Yet Conducted | | |
| Safety Reviews | 93% | Not Yet Conducted | | |
| Monitoring Sub-Total | | | | 0.00 |
| ILP/TLP Safety Outcomes | | | | |
| Incidence of Maltreatment | 0.00% | Not Eligible | | |
| Staff Training/Foundations | 89% | 100% | 6.5 | 6.50 |
| Staff Safety Checks | 95% | 100% | 6.5 | 6.50 |
| Safety Sub-Total | | | 13 | 13.00 |
| ILP/TLP Permanency Outcomes | | | | |
| Placement Stability | 93% | 100% | 3 | 3.00 |
| Permanency Sub-Total | | | 3 | 3.00 |
| ILP/TLP Well-Being Outcomes | | | | |
| EPSDT Medical Visits | 82% | 100% | 7 | 7.00 |
| EPSDT Dental Visits | 76% | 100% | 7 | 7.00 |
| Academic Supports | 57% | Not Eligible | | |
| Provider ECEM Visits | 88% | Not Eligible | N/A | |
| Placements with Siblings | No Data | Not Eligible | Not Scored | Not Scored |
| Placements within Legal County | 24% | 33% | Not Scored | Not Scored |
| Well-Being Sub-Total | | | 14 | 14.00 |
| ILP/TLP Specialty Outcomes | | | | |
| Academic/Career Development | 77% | 100% | 25 | 25.00 |
| Ind Living Skills Provision | 73% | Not Eligible | N/A | |
| Financial Independence | 53% | 100% | 12.5 | 12.50 |
| Community Connections | 66% | 100% | 12.5 | 12.50 |
| WTLF/Life Coach | 82% | Not Eligible | N/A | |
| Specialty Sub-Total | | | 50 | 50.00 |
| *Performance calculation descriptions can be found in the FY 2018 RBWO PBP Measurements and Standards Guide. | | | | |

Monitoring & Outcomes: Possible Points = 80
Points Earned = 80.00



Performance-Based Placement Measures

RBWO Provider GA+SCORECARD - ILP/TLP

Report Quarter: Q3 FY2018

| | |
|---------------------------------------|------------------|
| Score Before Incentives Credit | 100.00% |
| Incentives Awarded | 05.00 pts |
| PBP Verification | N/A pts |
| Total Score | 105.00% |

| Provider/Program Name: Reaching Clarity, Inc. - (5329) - CCI | | | | |
|---|---------------------------------------|--------------------------------------|--------------------------------|-----------------------------------|
| Program Census Information: | | # Children in Care During Quarter: 3 | # Placements During Quarter: 3 | # Children in Care On Last Day: 3 |
| ILP/TLP Incentive Credits | Avg Performance All ILP/TLPs (Points) | Provider Performance (%)* | Possible Points (Weight) | Provider Points Earned |
| No DJJ or DOC Involvement | | 100% | 5 | 5.00 |
| Extended Foster Care Services | | Not Eligible | 5 | |
| Positive Permanency Connections | | Not Eligible | 5 | |
| High School Graduation/College Participation/Professional Certification | | 0% | 20 | 0.00 |
| Part-Time Employment with Medical Benefits | | Not Eligible | 20 | |
| Living Arrangements at Discharge | | Not Eligible | 20 | |
| Additional Academic Supports | | Not Eligible | 2 | |
| Additional IL Skills Provision | | 0% | 5 | 0.00 |
| Active Agency Accreditation | | 0% | 4 | 0.00 |
| Staff Clinical Licensure | | 0% | 5 | 0.00 |
| Incentives Total | 12.61 | | 91 | 5.00 |

*Performance calculation descriptions can be found in the FY 2018 RBWO PBP Measurements and Standards Guide.

| Child Protective Services Investigations and Dispositions | | |
|--|---|--|
| The following investigations data, which is not used for scoring but is considered significant to a provider's performance, is from Georgia SHINES and is not considered final or complete until the end of the fiscal year. | | |
| Total Reports: | 0 | |
| Number Screened In: | 0 | |
| Number Screened Out: | 0 | |
| Number Substantiated: | 0 | |
| Number Unsubstantiated: | 0 | |
| Number Active CPS Investigations: | 0 | |



Performance-Based Placement Measures

RBWO Provider GA+SCORECARD - ILP/TLP

Report Quarter: Q3 FY2018

Provider/Program Name: Real Life International Mission Inc. - (5269) - CCI

100 Hartsville Centre Pkwy, Atlanta, GA 30354

Phone: 404-553-4583

Vendor ID# 153420

Quarterly Scores (Grades)

Q1: 00.00 (F)

Q2: 25.00 (F)

Q3: 75.00 (C)

Q4: N/A

Current Quarter Score (Grade)

75.00%

(C)

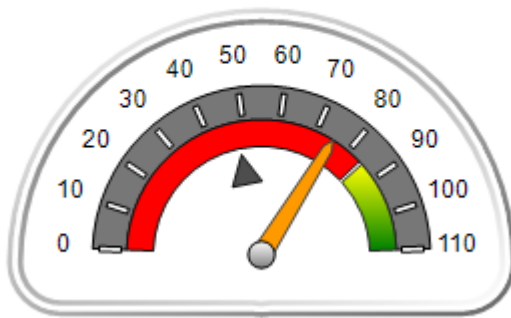
Program Census Information:

Children in Care During
Quarter: 0# Placements During
Quarter: 0# Children in Care On Last
Day: 0

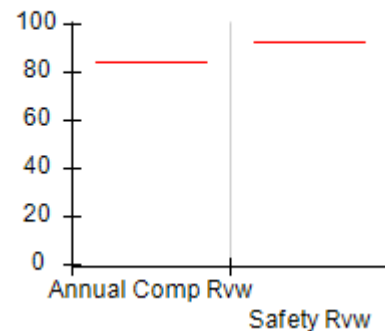
Quarterly Provider Comparisons to All ILP/TLPs

indicates average for all ILP/TLPs

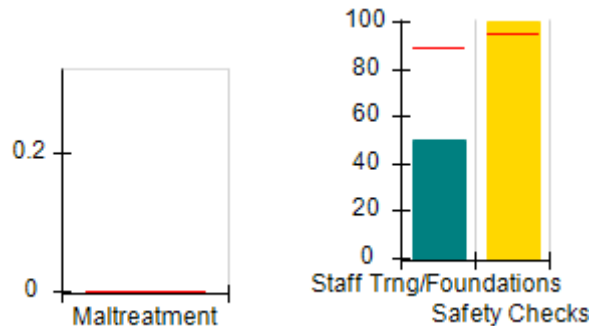
Overall Score (%)



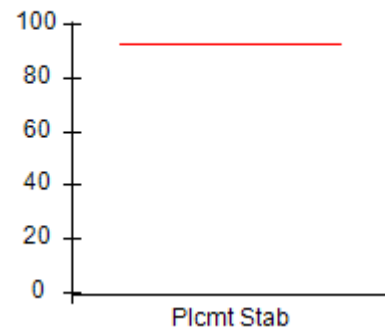
OPM Monitoring Reviews (%)



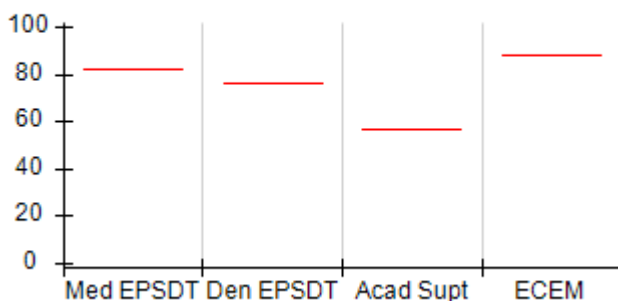
Safety Outcomes (%)



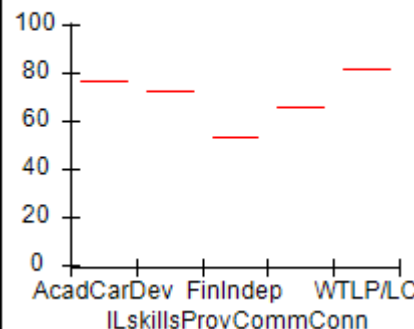
Permanency Outcomes (%)



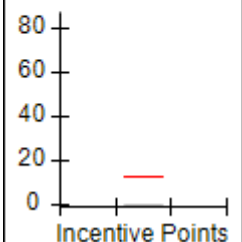
Well-Being Outcomes (%)



ILP/TLP Outcomes (%)



Incentives Earned (Points)





Performance-Based Placement Measures

RBWO Provider GA+SCORECARD - ILP/TLP

Report Quarter: Q3 FY2018

| | | | | |
|--|---|--------------------------------------|---------------------------------|--------------------------------------|
| Provider/Program Name: Real Life International Mission Inc. - (5269) - CCI | | | | |
| 100 Hartsville Centre Pkwy, Atlanta, GA 30354 | | Quarterly Scores (Grades) | | Current Quarter Score (Grade) |
| Phone: 404-553-4583 | | Q1: 00.00 (F) | Q2: 25.00 (F) | 75.00% (C) |
| Vendor ID# 153420 | | Q3: 75.00 (C) | Q4: N/A | |
| Program Census Information: | | # Children in Care During Quarter: 0 | # Placements During Quarter: 0 | # Children in Care On Last Day: 0 |
| | Avg Performance All ILP/TLPs (%) | Provider Performance (%)* | Possible Points (Weight) | Provider Points Earned |
| OPM Monitoring Reviews | | | | |
| Annual Comprehensive Reviews | 84% | Not Yet Conducted | | |
| Safety Reviews | 93% | Not Yet Conducted | | |
| Monitoring Sub-Total | | | | 0.00 |
| ILP/TLP Safety Outcomes | | | | |
| Incidence of Maltreatment | 0.00% | Not Eligible | | |
| Staff Training/Foundations | 89% | 50% | 6.5 | 3.25 |
| Staff Safety Checks | 95% | 100% | 6.5 | 6.50 |
| Safety Sub-Total | | | 13 | 9.75 |
| ILP/TLP Permanency Outcomes | | | | |
| Placement Stability | 93% | Not Eligible | | |
| Permanency Sub-Total | | | N/A | |
| ILP/TLP Well-Being Outcomes | | | | |
| EPSDT Medical Visits | 82% | Not Eligible | | |
| EPSDT Dental Visits | 76% | Not Eligible | | |
| Academic Supports | 57% | Not Eligible | | |
| Provider ECEM Visits | 88% | Not Eligible | N/A | |
| Placements with Siblings | No Data | Not Eligible | Not Scored | Not Scored |
| Placements within Legal County | 24% | Not Eligible | Not Scored | Not Scored |
| Well-Being Sub-Total | | | N/A | |
| ILP/TLP Specialty Outcomes | | | | |
| Academic/Career Development | 77% | Not Eligible | | |
| Ind Living Skills Provision | 73% | Not Eligible | N/A | |
| Financial Independence | 53% | Not Eligible | | |
| Community Connections | 66% | Not Eligible | | |
| WTLPL/Life Coach | 82% | Not Eligible | N/A | |
| Specialty Sub-Total | | | N/A | |
| *Performance calculation descriptions can be found in the FY 2018 RBWO PBP Measurements and Standards Guide. | | | | |

Monitoring & Outcomes: Possible Points = 13

Points Earned = 09.75



Performance-Based Placement Measures RBWO Provider GA+SCORECARD - ILP/TLP

Report Quarter: Q3 FY2018

| | |
|---------------------------------------|------------------|
| Score Before Incentives Credit | 75.00% |
| Incentives Awarded | 00.00 pts |
| PBP Verification | N/A pts |
| Total Score | 75.00% |

| Provider/Program Name: Real Life International Mission Inc. - (5269) - CCI | | | | |
|--|---------------------------------------|--------------------------------------|--------------------------------|-----------------------------------|
| Program Census Information: | | # Children in Care During Quarter: 0 | # Placements During Quarter: 0 | # Children in Care On Last Day: 0 |
| ILP/TLP Incentive Credits | Avg Performance All ILP/TLPs (Points) | Provider Performance (%)* | Possible Points (Weight) | Provider Points Earned |
| No DJJ or DOC Involvement | | Not Eligible | 5 | |
| Extended Foster Care Services | | Not Eligible | 5 | |
| Positive Permanency Connections | | Not Eligible | 5 | |
| High School Graduation/College Participation/Professional Certification | | Not Eligible | 20 | |
| Part-Time Employment with Medical Benefits | | Not Eligible | 20 | |
| Living Arrangements at Discharge | | Not Eligible | 20 | |
| Additional Academic Supports | | Not Eligible | 2 | |
| Additional IL Skills Provision | | Not Eligible | 5 | |
| Active Agency Accreditation | | 0% | 4 | 0.00 |
| Staff Clinical Licensure | | 0% | 5 | 0.00 |
| Incentives Total | 12.61 | | 91 | 0.00 |

*Performance calculation descriptions can be found in the FY 2018 RBWO PBP Measurements and Standards Guide.

| Child Protective Services Investigations and Dispositions | | |
|--|---|--|
| The following investigations data, which is not used for scoring but is considered significant to a provider's performance, is from Georgia SHINES and is not considered final or complete until the end of the fiscal year. | | |
| Total Reports: | 0 | |
| Number Screened In: | 0 | |
| Number Screened Out: | 0 | |
| Number Substantiated: | 0 | |
| Number Unsubstantiated: | 0 | |
| Number Active CPS Investigations: | 0 | |



Performance-Based Placement Measures RBWO Provider GA+SCORECARD - ILP/TLP

Report Quarter: Q3 FY2018

Provider/Program Name: Refuge Community Development - Second Chapter (5184) - CCI

3200 Lakeview Place, East Point, GA 30337

Phone: 4046520199

Vendor ID# 121479

Quarterly Scores (Grades)

Q1: 95.00 (A)

Q2: 95.00 (A)

Q3: 95.00 (A)

Q4: N/A

Current Quarter Score (Grade)

95.00%

(A)

Program Census Information:

Children in Care During
Quarter: 0

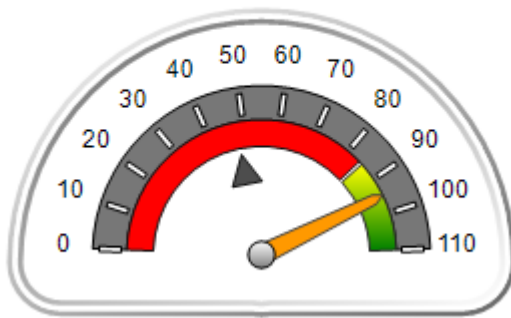
Placements During
Quarter: 0

Children in Care On Last
Day: 0

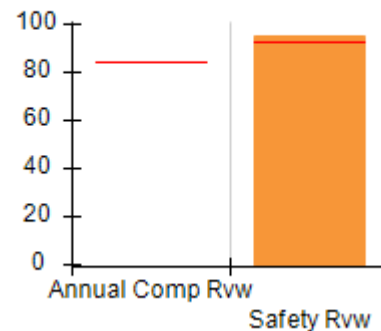
Quarterly Provider Comparisons to All ILP/TLPs

▼ indicates average for all ILP/TLPs

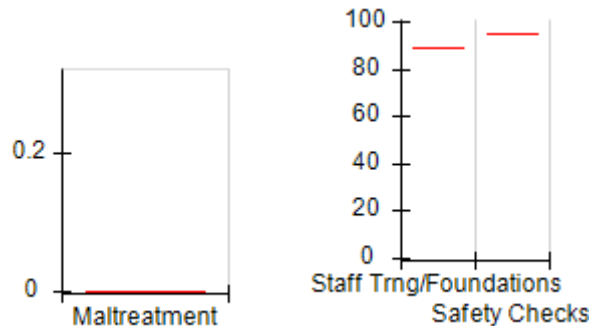
Overall Score (%)



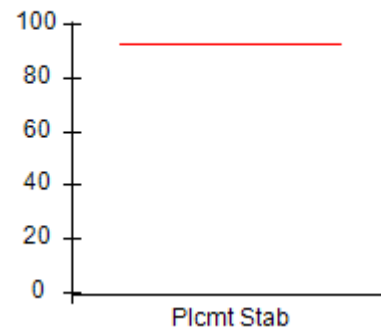
OPM Monitoring Reviews (%)



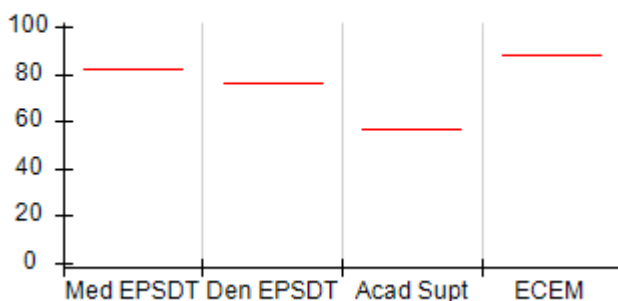
Safety Outcomes (%)



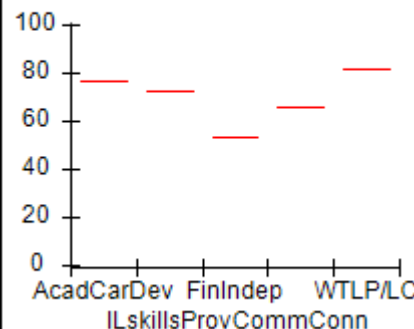
Permanency Outcomes (%)



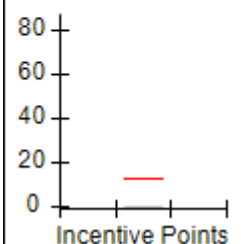
Well-Being Outcomes (%)



ILP/TLP Outcomes (%)



Incentives Earned (Points)





Performance-Based Placement Measures

RBWO Provider GA+SCORECARD - ILP/TLP

Report Quarter: Q3 FY2018

Provider/Program Name: Refuge Community Development - Second Chapter (5184) - CCI

| | | | |
|--|----------------------------------|----------------------|--------------------------------------|
| 3200 Lakeview Place, East Point, GA 30337 Phone: 4046520199 Vendor ID# 121479 | Quarterly Scores (Grades) | | Current Quarter Score (Grade) |
| | Q1: 95.00 (A) | Q2: 95.00 (A) | 95.00% (A) |
| | Q3: 95.00 (A) | Q4: N/A | |

| | | | |
|-----------------------------|--------------------------------------|--------------------------------|-----------------------------------|
| Program Census Information: | # Children in Care During Quarter: 0 | # Placements During Quarter: 0 | # Children in Care On Last Day: 0 |
|-----------------------------|--------------------------------------|--------------------------------|-----------------------------------|

| | Avg Performance All ILP/TLPs (%) | Provider Performance (%)* | Possible Points (Weight) | Provider Points Earned |
|--|---|----------------------------------|---------------------------------|-------------------------------|
|--|---|----------------------------------|---------------------------------|-------------------------------|

OPM Monitoring Reviews

| | | | | |
|------------------------------|-----|-------------------|----------|-------------|
| Annual Comprehensive Reviews | 84% | Not Yet Conducted | | |
| Safety Reviews | 93% | 95% | 5 | 4.75 |
| Monitoring Sub-Total | | | 5 | 4.75 |

ILP/TLP Safety Outcomes

| | | | | |
|----------------------------|-------|--------------|------------|--|
| Incidence of Maltreatment | 0.00% | Not Eligible | | |
| Staff Training/Foundations | 89% | Not Eligible | | |
| Staff Safety Checks | 95% | Not Eligible | | |
| Safety Sub-Total | | | N/A | |

ILP/TLP Permanency Outcomes

| | | | | |
|-----------------------------|-----|--------------|------------|--|
| Placement Stability | 93% | Not Eligible | | |
| Permanency Sub-Total | | | N/A | |

ILP/TLP Well-Being Outcomes

| | | | | |
|--------------------------------|---------|--------------|------------|------------|
| EPSDT Medical Visits | 82% | Not Eligible | | |
| EPSDT Dental Visits | 76% | Not Eligible | | |
| Academic Supports | 57% | Not Eligible | | |
| Provider ECEM Visits | 88% | Not Eligible | N/A | |
| Placements with Siblings | No Data | Not Eligible | Not Scored | Not Scored |
| Placements within Legal County | 24% | Not Eligible | Not Scored | Not Scored |
| Well-Being Sub-Total | | | N/A | |

ILP/TLP Specialty Outcomes

| | | | | |
|-----------------------------|-----|--------------|------------|--|
| Academic/Career Development | 77% | Not Eligible | | |
| Ind Living Skills Provision | 73% | Not Eligible | N/A | |
| Financial Independence | 53% | Not Eligible | | |
| Community Connections | 66% | Not Eligible | | |
| WTLP/Life Coach | 82% | Not Eligible | N/A | |
| Specialty Sub-Total | | | N/A | |

*Performance calculation descriptions can be found in the FY 2018 RBWO PBP Measurements and Standards Guide.

Monitoring & Outcomes: Possible Points = 5

Points Earned = 04.75



Performance-Based Placement Measures RBWO Provider GA+SCORECARD - ILP/TLP

Report Quarter: Q3 FY2018

| | |
|---------------------------------------|------------------|
| Score Before Incentives Credit | 95.00% |
| Incentives Awarded | 00.00 pts |
| PBP Verification | N/A pts |
| Total Score | 95.00% |

Provider/Program Name: Refuge Community Development - Second Chapter (5184) - CCI

| Program Census Information: | | # Children in Care During Quarter: 0 | # Placements During Quarter: 0 | # Children in Care On Last Day: 0 |
|--|--|---|-----------------------------------|--------------------------------------|
| ILP/TLP Incentive Credits | Avg Performance All ILP/TLPs (Points) | Provider Performance (%)* | Possible Points (Weight) | Provider Points Earned |
| No DJJ or DOC Involvement | | Not Eligible | 5 | |
| Extended Foster Care Services | | Not Eligible | 5 | |
| Positive Permanency Connections | | Not Eligible | 5 | |
| High School Graduation/College Participation/Professional Certification | | Not Eligible | 20 | |
| Part-Time Employment with Medical Benefits | | Not Eligible | 20 | |
| Living Arrangements at Discharge | | Not Eligible | 20 | |
| Additional Academic Supports | | Not Eligible | 2 | |
| Additional IL Skills Provision | | Not Eligible | 5 | |
| Active Agency Accreditation | | 0% | 4 | 0.00 |
| Staff Clinical Licensure | | 0% | 5 | 0.00 |
| Incentives Total | 12.61 | | 91 | 0.00 |

*Performance calculation descriptions can be found in the FY 2018 RBWO PBP Measurements and Standards Guide.

Child Protective Services Investigations and Dispositions

The following investigations data, which is not used for scoring but is considered significant to a provider's performance, is from Georgia SHINES and is not considered final or complete until the end of the fiscal year.

| | | |
|-----------------------------------|---|--|
| Total Reports: | 0 | |
| Number Screened In: | 0 | |
| Number Screened Out: | 0 | |
| Number Substantiated: | 0 | |
| Number Unsubstantiated: | 0 | |
| Number Active CPS Investigations: | 0 | |



Performance-Based Placement Measures

RBWO Provider GA+SCORECARD - ILP/TLP

Report Quarter: Q3 FY2018

Provider/Program Name: RMB Hospitality - Morrow (5243) - CCI

5651 Handley Blvd, Morrow, GA 30260

Phone: 7063669316

Vendor ID# 143424

Quarterly Scores (Grades)

Q1: 65.51 (D)

Q2: 69.80 (D+)

Q3: 91.06 (A-)

Q4: N/A

Current Quarter Score (Grade)

91.06%

(A-)

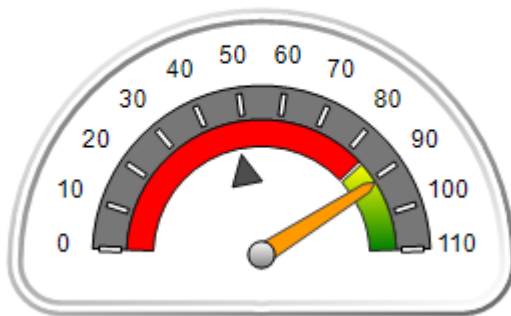
Program Census Information:

Children in Care During
Quarter: 3# Placements During
Quarter: 3# Children in Care On Last
Day: 3

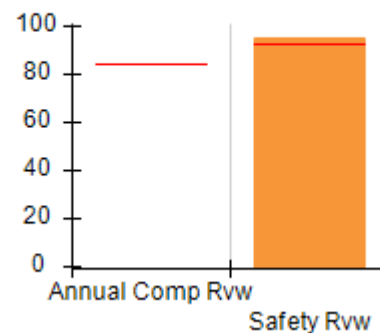
Quarterly Provider Comparisons to All ILP/TLPs

indicates average for all ILP/TLPs

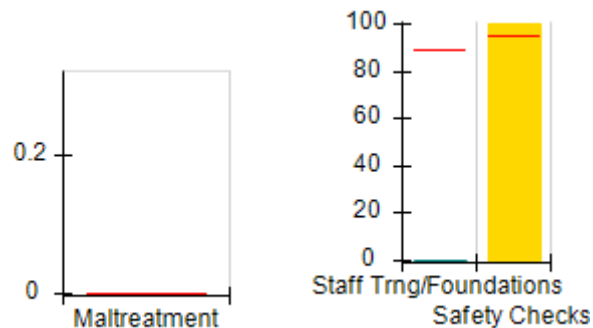
Overall Score (%)



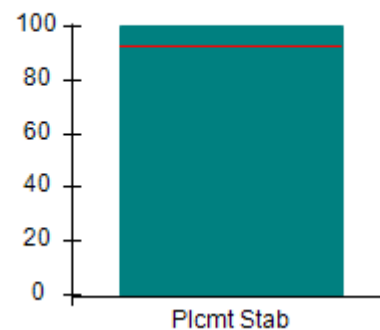
OPM Monitoring Reviews (%)



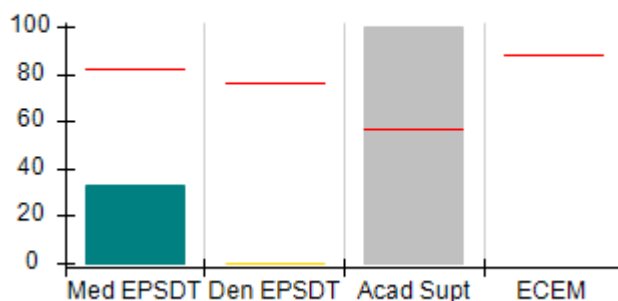
Safety Outcomes (%)



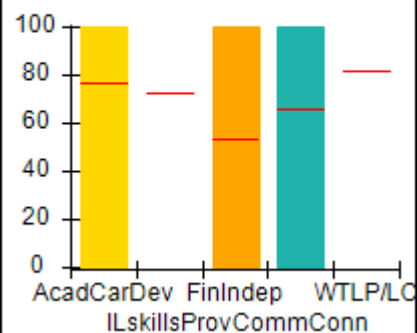
Permanency Outcomes (%)



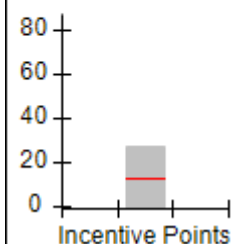
Well-Being Outcomes (%)



ILP/TLP Outcomes (%)



Incentives Earned (Points)





Performance-Based Placement Measures

RBWO Provider GA+SCORECARD - ILP/TLP

Report Quarter: Q3 FY2018

Provider/Program Name: RMB Hospitality - Morrow (5243) - CCI

5651 Handley Blvd, Morrow, GA 30260

Phone: 7063669316

Vendor ID# 143424

Quarterly Scores (Grades)**Current Quarter Score (Grade)**

Q1: 65.51 (D)

Q2: 69.80 (D+)

91.06%

Q3: 91.06 (A-)

Q4: N/A

(A-)

Program Census Information:

Children in Care During
Quarter: 3# Placements During
Quarter: 3# Children in Care On
Last Day: 3Avg
Performance All
ILP/TLPs (%)Provider
Performance (%)*Possible Points
(Weight)Provider Points
Earned**OPM Monitoring Reviews**

| | | | | |
|------------------------------|-----|-------------------|----------|-------------|
| Annual Comprehensive Reviews | 84% | Not Yet Conducted | | |
| Safety Reviews | 93% | 95% | 5 | 4.75 |
| Monitoring Sub-Total | | | 5 | 4.75 |

ILP/TLP Safety Outcomes

| | | | | |
|----------------------------|-------|--------------|-----------|-------------|
| Incidence of Maltreatment | 0.00% | Not Eligible | | |
| Staff Training/Foundations | 89% | 0% | 6.5 | 0.00 |
| Staff Safety Checks | 95% | 100% | 6.5 | 6.50 |
| Safety Sub-Total | | | 13 | 6.50 |

ILP/TLP Permanency Outcomes

| | | | | |
|-----------------------------|-----|------|----------|-------------|
| Placement Stability | 93% | 100% | 3 | 3.00 |
| Permanency Sub-Total | | | 3 | 3.00 |

ILP/TLP Well-Being Outcomes

| | | | | |
|--------------------------------|---------|--------------|------------|-------------|
| EPSDT Medical Visits | 82% | 33% | 5.6 | 1.85 |
| EPSDT Dental Visits | 76% | 0% | 5.6 | 0.00 |
| Academic Supports | 57% | 100% | 2.8 | 2.80 |
| Provider ECEM Visits | 88% | Not Eligible | N/A | |
| Placements with Siblings | No Data | 0% | Not Scored | Not Scored |
| Placements within Legal County | 24% | Not Eligible | Not Scored | Not Scored |
| Well-Being Sub-Total | | | 14 | 4.65 |

ILP/TLP Specialty Outcomes

| | | | | |
|-----------------------------|-----|--------------|-----------|--------------|
| Academic/Career Development | 77% | 100% | 25 | 25.00 |
| Ind Living Skills Provision | 73% | Not Eligible | N/A | |
| Financial Independence | 53% | 100% | 12.5 | 12.50 |
| Community Connections | 66% | 100% | 12.5 | 12.50 |
| WTLPL/Life Coach | 82% | Not Eligible | N/A | |
| Specialty Sub-Total | | | 50 | 50.00 |

*Performance calculation descriptions can be found in the FY 2018 RBWO PBP Measurements and Standards Guide.

Monitoring & Outcomes: Possible Points = 85**Points Earned = 68.90**



Performance-Based Placement Measures

RBWO Provider GA+SCORECARD - ILP/TLP

Report Quarter: Q3 FY2018

| | |
|---------------------------------------|------------------|
| Score Before Incentives Credit | 81.06% |
| Incentives Awarded | 10.00 pts |
| PBP Verification | N/A pts |
| Total Score | 91.06% |

| Provider/Program Name: RMB Hospitality - Morrow (5243) - CCI | | | | |
|--|---------------------------------------|--------------------------------------|--------------------------------|-----------------------------------|
| Program Census Information: | | # Children in Care During Quarter: 3 | # Placements During Quarter: 3 | # Children in Care On Last Day: 3 |
| ILP/TLP Incentive Credits | Avg Performance All ILP/TLPs (Points) | Provider Performance (%)* | Possible Points (Weight) | Provider Points Earned |
| No DJJ or DOC Involvement | | 100% | 5 | 5.00 |
| Extended Foster Care Services | | Not Eligible | 5 | |
| Positive Permanency Connections | | 0% | 5 | 0.00 |
| High School Graduation/College Participation/Professional Certification | | 100% | 20 | 20.00 |
| Part-Time Employment with Medical Benefits | | Not Eligible | 20 | |
| Living Arrangements at Discharge | | Not Eligible | 20 | |
| Additional Academic Supports | | 100% | 2 | 2.00 |
| Additional IL Skills Provision | | 0% | 5 | 0.00 |
| Active Agency Accreditation | | 0% | 4 | 0.00 |
| Staff Clinical Licensure | | 0% | 5 | 0.00 |
| Incentives Total | 12.61 | | 91 | 27.00 |
| *Performance calculation descriptions can be found in the FY 2018 RBWO PBP Measurements and Standards Guide. | | | | |

| Child Protective Services Investigations and Dispositions | | |
|--|---|--|
| The following investigations data, which is not used for scoring but is considered significant to a provider's performance, is from Georgia SHINES and is not considered final or complete until the end of the fiscal year. | | |
| Total Reports: | 0 | |
| Number Screened In: | 0 | |
| Number Screened Out: | 0 | |
| Number Substantiated: | 0 | |
| Number Unsubstantiated: | 0 | |
| Number Active CPS Investigations: | 0 | |



Performance-Based Placement Measures

RBWO Provider GA+SCORECARD - ILP/TLP

Report Quarter: Q3 FY2018

Provider/Program Name: Rosaleana's Community Development Center Inc. - (5270) - CCI

3350 Mount Gilead , Atlanta, GA 30311

Phone: 404-863-7444

Vendor ID# 95869

Program Census Information:

Children in Care During
Quarter: 13# Placements During
Quarter: 13# Children in Care On Last
Day: 10

Quarterly Scores (Grades)

Q1: 00.00 (F)

Q2: 96.50 (A)

Q3: 104.29 (A+)

Q4: N/A

Current Quarter Score
(Grade)

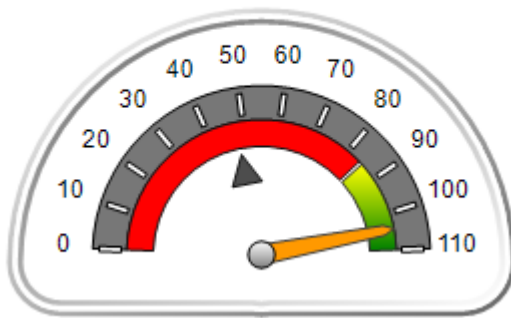
104.29%

(A+)

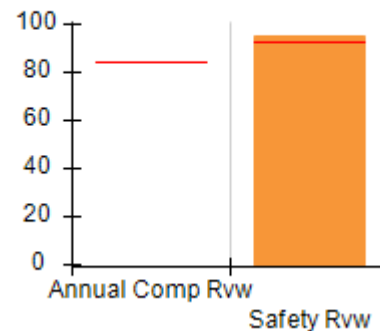
Quarterly Provider Comparisons to All ILP/TLPs

indicates average for all ILP/TLPs

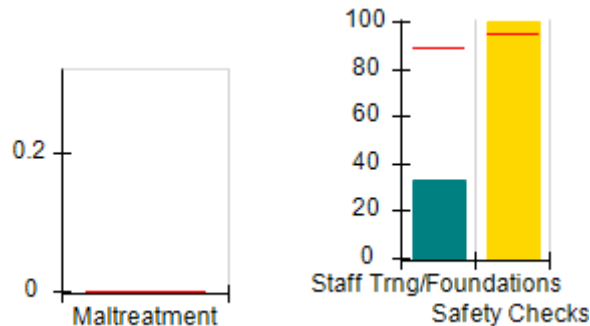
Overall Score (%)



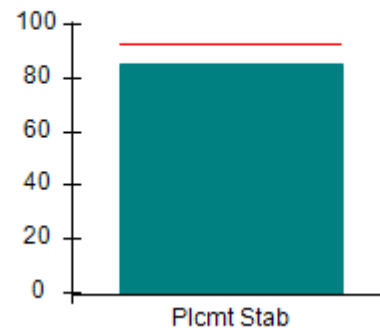
OPM Monitoring Reviews (%)



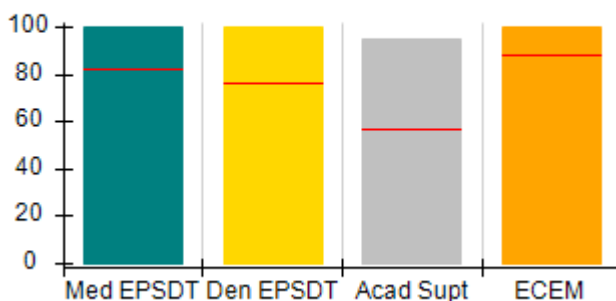
Safety Outcomes (%)



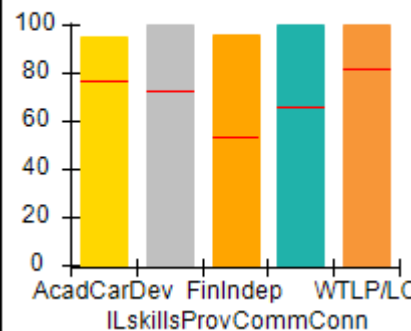
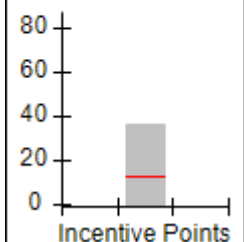
Permanency Outcomes (%)



Well-Being Outcomes (%)



ILP/TLP Outcomes (%)

Incentives
Earned
(Points)



Performance-Based Placement Measures

RBWO Provider GA+SCORECARD - ILP/TLP

Report Quarter: Q3 FY2018

Provider/Program Name: Rosaleana's Community Development Center Inc. - (5270) - CCI

| 3350 Mount Gilead , Atlanta, GA 30311 Phone: 404-863-7444 Vendor ID# 95869 | Quarterly Scores (Grades) | | Current Quarter Score (Grade) |
|---|---------------------------|---------------|-------------------------------|
| | Q1: 00.00 (F) | Q2: 96.50 (A) | 104.29% (A+) |
| | Q3: 104.29 (A+) | Q4: N/A | |

| | | | |
|-----------------------------|---------------------------------------|---------------------------------|------------------------------------|
| Program Census Information: | # Children in Care During Quarter: 13 | # Placements During Quarter: 13 | # Children in Care On Last Day: 10 |
|-----------------------------|---------------------------------------|---------------------------------|------------------------------------|

| | Avg Performance All ILP/TLPs (%) | Provider Performance (%)* | Possible Points (Weight) | Provider Points Earned |
|--|----------------------------------|---------------------------|--------------------------|------------------------|
|--|----------------------------------|---------------------------|--------------------------|------------------------|

OPM Monitoring Reviews

| | | | | |
|------------------------------|-----|-------------------|----------|-------------|
| Annual Comprehensive Reviews | 84% | Not Yet Conducted | | |
| Safety Reviews | 93% | 95% | 5 | 4.75 |
| Monitoring Sub-Total | | | 5 | 4.75 |

ILP/TLP Safety Outcomes

| | | | | |
|----------------------------|-------|--------------------------|-----------|-------------|
| Incidence of Maltreatment | 0.00% | No Substantiated Reports | 3 | 3.00 |
| Staff Training/Foundations | 89% | 33% | 5 | 1.65 |
| Staff Safety Checks | 95% | 100% | 5 | 5.00 |
| Safety Sub-Total | | | 13 | 9.65 |

ILP/TLP Permanency Outcomes

| | | | | |
|-----------------------------|-----|-----|----------|-------------|
| Placement Stability | 93% | 85% | 3 | 2.55 |
| Permanency Sub-Total | | | 3 | 2.55 |

ILP/TLP Well-Being Outcomes

| | | | | |
|--------------------------------|---------|------|------------|--------------|
| EPSDT Medical Visits | 82% | 100% | 4 | 4.00 |
| EPSDT Dental Visits | 76% | 100% | 4 | 4.00 |
| Academic Supports | 57% | 95% | 2 | 1.90 |
| Provider ECEM Visits | 88% | 100% | 4 | 4.00 |
| Placements with Siblings | No Data | 0% | Not Scored | Not Scored |
| Placements within Legal County | 24% | 50% | Not Scored | Not Scored |
| Well-Being Sub-Total | | | 14 | 13.90 |

ILP/TLP Specialty Outcomes

| | | | | |
|-----------------------------|-----|------|-----------|--------------|
| Academic/Career Development | 77% | 95% | 10 | 9.50 |
| Ind Living Skills Provision | 73% | 100% | 15 | 15.00 |
| Financial Independence | 53% | 96% | 5 | 4.80 |
| Community Connections | 66% | 100% | 5 | 5.00 |
| WTLP/Life Coach | 82% | 100% | 15 | 15.00 |
| Specialty Sub-Total | | | 50 | 49.30 |

*Performance calculation descriptions can be found in the FY 2018 RBWO PBP Measurements and Standards Guide.

| | |
|--|------------------------------|
| Monitoring & Outcomes: Possible Points = 85 | Points Earned = 80.15 |
|--|------------------------------|



Performance-Based Placement Measures

RBWO Provider GA+SCORECARD - ILP/TLP

Report Quarter: Q3 FY2018

| | |
|---------------------------------------|------------------|
| Score Before Incentives Credit | 94.29% |
| Incentives Awarded | 10.00 pts |
| PBP Verification | N/A pts |
| Total Score | 104.29% |

Provider/Program Name: Rosaleana's Community Development Center Inc. - (5270) - CCI

| Program Census Information: | | # Children in Care During Quarter: 13 | # Placements During Quarter: 13 | # Children in Care On Last Day: 10 |
|--|--|--|------------------------------------|---------------------------------------|
| ILP/TLP Incentive Credits | Avg Performance All ILP/TLPs (Points) | Provider Performance (%)* | Possible Points (Weight) | Provider Points Earned |
| No DJJ or DOC Involvement | | 95% | 5 | 4.75 |
| Extended Foster Care Services | | Not Eligible | 5 | |
| Positive Permanency Connections | | 0% | 5 | 0.00 |
| High School Graduation/College Participation/Professional Certification | | 30% | 20 | 6.00 |
| Part-Time Employment with Medical Benefits | | 0% | 20 | 0.00 |
| Living Arrangements at Discharge | | 100% | 20 | 20.00 |
| Additional Academic Supports | | 19% | 2 | 0.38 |
| Additional IL Skills Provision | | 100% | 5 | 5.00 |
| Active Agency Accreditation | | 0% | 4 | 0.00 |
| Staff Clinical Licensure | | 0% | 5 | 0.00 |
| Incentives Total | 12.61 | | 91 | 36.13 |

*Performance calculation descriptions can be found in the FY 2018 RBWO PBP Measurements and Standards Guide.

Child Protective Services Investigations and Dispositions

The following investigations data, which is not used for scoring but is considered significant to a provider's performance, is from Georgia SHINES and is not considered final or complete until the end of the fiscal year.

| | | |
|-----------------------------------|---|--|
| Total Reports: | 0 | |
| Number Screened In: | 0 | |
| Number Screened Out: | 0 | |
| Number Substantiated: | 0 | |
| Number Unsubstantiated: | 0 | |
| Number Active CPS Investigations: | 0 | |



Performance-Based Placement Measures

RBWO Provider GA+SCORECARD - ILP/TLP

Report Quarter: Q3 FY2018

Provider/Program Name: Stroman Account & Property - dba My Sister's Keeper, ILP College Park (5157) - CCI

5250 Hampton Drive, College Park, GA 30349

Phone: 770-994-0607

Vendor ID# 117923

Quarterly Scores (Grades)

Current Quarter Score (Grade)

Q1: 90.84 (A-)

Q2: 99.78 (A+)

108.32%

Q3: 108.32 (A+)

Q4: N/A

(A+)

Program Census Information:

Children in Care During Quarter: 5

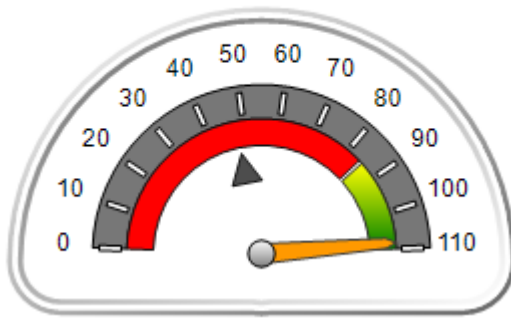
Placements During Quarter: 5

Children in Care On Last Day: 4

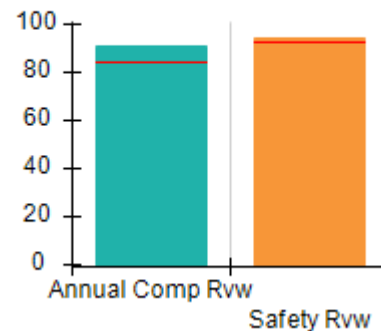
Quarterly Provider Comparisons to All ILP/TLPs

indicates average for all ILP/TLPs

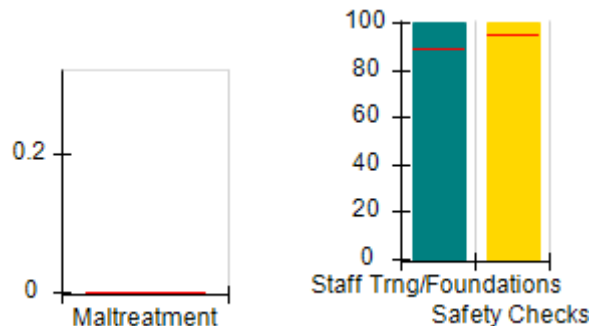
Overall Score (%)



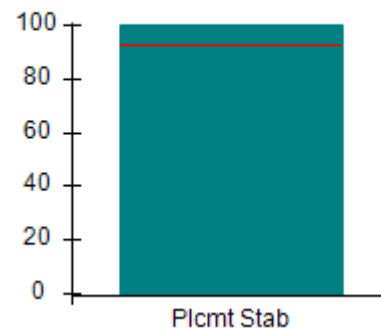
OPM Monitoring Reviews (%)



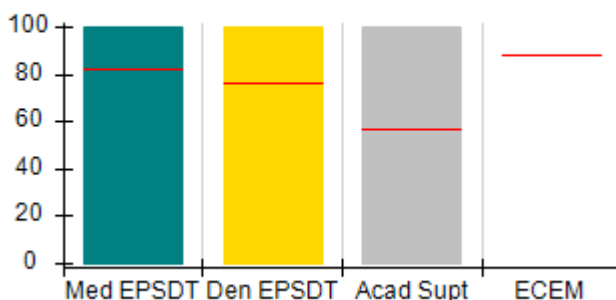
Safety Outcomes (%)



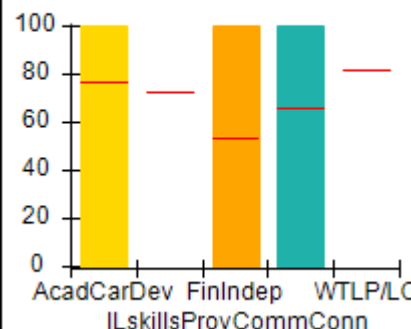
Permanency Outcomes (%)



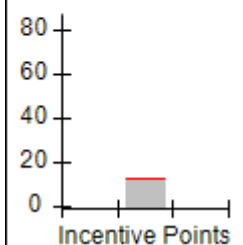
Well-Being Outcomes (%)



ILP/TLP Outcomes (%)



Incentives Earned (Points)





Performance-Based Placement Measures
RBWO Provider GA+SCORECARD - ILP/TLP

Report Quarter: Q3 FY2018

| | | | | |
|--|---|--------------------------------------|---------------------------------|--------------------------------------|
| Provider/Program Name: Stroman Account & Property - dba My Sister's Keeper, ILP College Park (5157) - CCI | | | | |
| 5250 Hampton Drive, College Park, GA 30349 | | Quarterly Scores (Grades) | | Current Quarter Score (Grade) |
| Phone: 770-994-0607 | | Q1: 90.84 (A-) | Q2: 99.78 (A+) | 108.32% |
| Vendor ID# 117923 | | Q3: 108.32 (A+) | Q4: N/A | (A+) |
| Program Census Information: | | # Children in Care During Quarter: 5 | # Placements During Quarter: 5 | # Children in Care On Last Day: 4 |
| | Avg Performance All ILP/TLPs (%) | Provider Performance (%)* | Possible Points (Weight) | Provider Points Earned |
| OPM Monitoring Reviews | | | | |
| Annual Comprehensive Reviews | 84% | 91% | 15 | 13.62 |
| Safety Reviews | 93% | 94% | 5 | 4.70 |
| Monitoring Sub-Total | | | 20 | 18.32 |
| ILP/TLP Safety Outcomes | | | | |
| Incidence of Maltreatment | 0.00% | Not Eligible | | |
| Staff Training/Foundations | 89% | 100% | 6.5 | 6.50 |
| Staff Safety Checks | 95% | 100% | 6.5 | 6.50 |
| Safety Sub-Total | | | 13 | 13.00 |
| ILP/TLP Permanency Outcomes | | | | |
| Placement Stability | 93% | 100% | 3 | 3.00 |
| Permanency Sub-Total | | | 3 | 3.00 |
| ILP/TLP Well-Being Outcomes | | | | |
| EPSDT Medical Visits | 82% | 100% | 5.6 | 5.60 |
| EPSDT Dental Visits | 76% | 100% | 5.6 | 5.60 |
| Academic Supports | 57% | 100% | 2.8 | 2.80 |
| Provider ECEM Visits | 88% | Not Eligible | N/A | |
| Placements with Siblings | No Data | 0% | Not Scored | Not Scored |
| Placements within Legal County | 24% | 0% | Not Scored | Not Scored |
| Well-Being Sub-Total | | | 14 | 14.00 |
| ILP/TLP Specialty Outcomes | | | | |
| Academic/Career Development | 77% | 100% | 25 | 25.00 |
| Ind Living Skills Provision | 73% | Not Eligible | N/A | |
| Financial Independence | 53% | 100% | 12.5 | 12.50 |
| Community Connections | 66% | 100% | 12.5 | 12.50 |
| WTLP/Life Coach | 82% | Not Eligible | N/A | |
| Specialty Sub-Total | | | 50 | 50.00 |
| *Performance calculation descriptions can be found in the FY 2018 RBWO PBP Measurements and Standards Guide. | | | | |

Monitoring & Outcomes: Possible Points = 100

Points Earned = 98.32



Performance-Based Placement Measures

RBWO Provider GA+SCORECARD - ILP/TLP

Report Quarter: Q3 FY2018

| | |
|---------------------------------------|------------------|
| Score Before Incentives Credit | 98.32% |
| Incentives Awarded | 10.00 pts |
| PBP Verification | N/A pts |
| Total Score | 108.32% |

Provider/Program Name: Stroman Account & Property - dba My Sister's Keeper, ILP College Park (5157) - CCI

| Program Census Information: | | # Children in Care During Quarter: 5 | # Placements During Quarter: 5 | # Children in Care On Last Day: 4 |
|---|---------------------------------------|--------------------------------------|--------------------------------|-----------------------------------|
| ILP/TLP Incentive Credits | Avg Performance All ILP/TLPs (Points) | Provider Performance (%)* | Possible Points (Weight) | Provider Points Earned |
| No DJJ or DOC Involvement | | 100% | 5 | 5.00 |
| Extended Foster Care Services | | Not Eligible | 5 | |
| Positive Permanency Connections | | 0% | 5 | 0.00 |
| High School Graduation/College Participation/Professional Certification | | 33% | 20 | 6.60 |
| Part-Time Employment with Medical Benefits | | 0% | 20 | 0.00 |
| Living Arrangements at Discharge | | 0% | 20 | 0.00 |
| Additional Academic Supports | | 17% | 2 | 0.34 |
| Additional IL Skills Provision | | Not Eligible | 5 | |
| Active Agency Accreditation | | 0% | 4 | 0.00 |
| Staff Clinical Licensure | | 0% | 5 | 0.00 |
| Incentives Total | 12.61 | | 91 | 11.94 |

*Performance calculation descriptions can be found in the FY 2018 RBWO PBP Measurements and Standards Guide.

Child Protective Services Investigations and Dispositions

The following investigations data, which is not used for scoring but is considered significant to a provider's performance, is from Georgia SHINES and is not considered final or complete until the end of the fiscal year.

| | | |
|-----------------------------------|---|--|
| Total Reports: | 0 | |
| Number Screened In: | 0 | |
| Number Screened Out: | 0 | |
| Number Substantiated: | 0 | |
| Number Unsubstantiated: | 0 | |
| Number Active CPS Investigations: | 0 | |

**Performance-Based Placement Measures**
RBWO Provider GA+SCORECARD - ILP/TLP

Report Quarter: Q3 FY2018

Provider/Program Name: Stroman Account & Property - dba My Sister's Keeper, ILP Jonesboro (5156) - CCI

1 Magnolia Circle, Jonesboro, GA 30296

Phone: 770-994-0607

Vendor ID# 117989

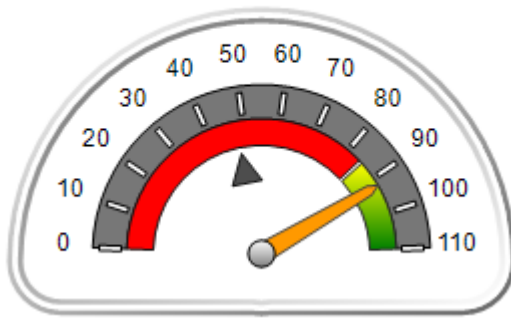
| Quarterly Scores (Grades) | Current Quarter Score (Grade) | |
|---------------------------|-------------------------------|-----------------|
| | Q1: 91.09 (A-) | Q2: 101.69 (A+) |
| | Q3: 92.31 (A-) | Q4: N/A |

| | | | |
|-----------------------------|---------------------------------------|---------------------------------|-----------------------------------|
| Program Census Information: | # Children in Care During Quarter: 11 | # Placements During Quarter: 11 | # Children in Care On Last Day: 8 |
|-----------------------------|---------------------------------------|---------------------------------|-----------------------------------|

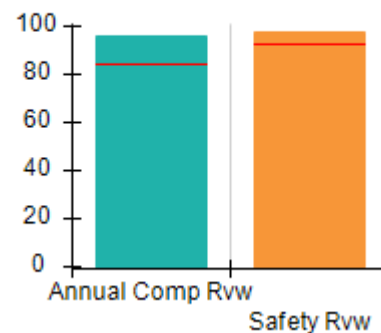
Quarterly Provider Comparisons to All ILP/TLPs

▼ — indicates average for all ILP/TLPs

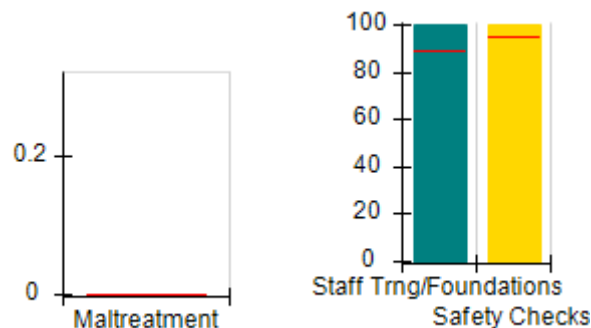
Overall Score (%)



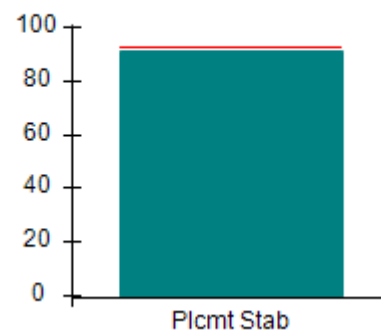
OPM Monitoring Reviews (%)



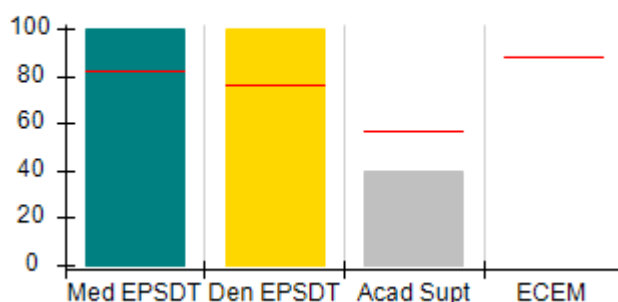
Safety Outcomes (%)



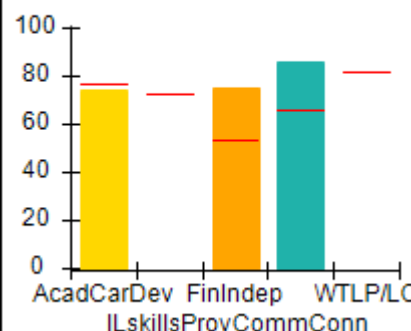
Permanency Outcomes (%)



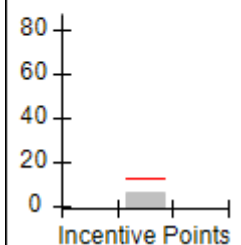
Well-Being Outcomes (%)



ILP/TLP Outcomes (%)



Incentives Earned (Points)





Performance-Based Placement Measures
RBWO Provider GA+SCORECARD - ILP/TLP

Report Quarter: Q3 FY2018

| | | | | |
|---|---|---------------------------------------|---------------------------------|--------------------------------------|
| Provider/Program Name: Stroman Account & Property - dba My Sister's Keeper, ILP Jonesboro (5156) - CCI | | | | |
| 1 Magnolia Circle, Jonesboro, GA 30296 | | Quarterly Scores (Grades) | | Current Quarter Score (Grade) |
| Phone: 770-994-0607 | | Q1: 91.09 (A-) | Q2: 101.69 (A+) | 92.31% |
| Vendor ID# 117989 | | Q3: 92.31 (A-) | Q4: N/A | (A-) |
| Program Census Information: | | # Children in Care During Quarter: 11 | # Placements During Quarter: 11 | # Children in Care On Last Day: 8 |
| | Avg Performance All ILP/TLPs (%) | Provider Performance (%)* | Possible Points (Weight) | Provider Points Earned |
| OPM Monitoring Reviews | | | | |
| Annual Comprehensive Reviews | 84% | 96% | 15 | 14.42 |
| Safety Reviews | 93% | 97% | 5 | 4.86 |
| Monitoring Sub-Total | | | 20 | 19.28 |
| ILP/TLP Safety Outcomes | | | | |
| Incidence of Maltreatment | 0.00% | Not Eligible | | |
| Staff Training/Foundations | 89% | 100% | 6.5 | 6.50 |
| Staff Safety Checks | 95% | 100% | 6.5 | 6.50 |
| Safety Sub-Total | | | 13 | 13.00 |
| ILP/TLP Permanency Outcomes | | | | |
| Placement Stability | 93% | 91% | 3 | 2.73 |
| Permanency Sub-Total | | | 3 | 2.73 |
| ILP/TLP Well-Being Outcomes | | | | |
| EPSDT Medical Visits | 82% | 100% | 5.6 | 5.60 |
| EPSDT Dental Visits | 76% | 100% | 5.6 | 5.60 |
| Academic Supports | 57% | 40% | 2.8 | 1.12 |
| Provider ECEM Visits | 88% | Not Eligible | N/A | |
| Placements with Siblings | No Data | Not Eligible | Not Scored | Not Scored |
| Placements within Legal County | 24% | 0% | Not Scored | Not Scored |
| Well-Being Sub-Total | | | 14 | 12.32 |
| ILP/TLP Specialty Outcomes | | | | |
| Academic/Career Development | 77% | 74% | 25 | 18.50 |
| Ind Living Skills Provision | 73% | Not Eligible | N/A | |
| Financial Independence | 53% | 75% | 12.5 | 9.38 |
| Community Connections | 66% | 86% | 12.5 | 10.75 |
| WTLP/Life Coach | 82% | Not Eligible | N/A | |
| Specialty Sub-Total | | | 50 | 38.63 |
| *Performance calculation descriptions can be found in the FY 2018 RBWO PBP Measurements and Standards Guide. | | | | |

Monitoring & Outcomes: Possible Points = 100

Points Earned = 85.96



Performance-Based Placement Measures

RBWO Provider GA+SCORECARD - ILP/TLP

Report Quarter: Q3 FY2018

| | |
|---------------------------------------|------------------|
| Score Before Incentives Credit | 85.96% |
| Incentives Awarded | 06.35 pts |
| PBP Verification | N/A pts |
| Total Score | 92.31% |

Provider/Program Name: Stroman Account & Property - dba My Sister's Keeper, ILP Jonesboro (5156) - CCI

| Program Census Information: | | # Children in Care During Quarter: 11 | # Placements During Quarter: 11 | # Children in Care On Last Day: 8 |
|---|---------------------------------------|---------------------------------------|---------------------------------|-----------------------------------|
| ILP/TLP Incentive Credits | Avg Performance All ILP/TLPs (Points) | Provider Performance (%)* | Possible Points (Weight) | Provider Points Earned |
| No DJJ or DOC Involvement | | 87% | 5 | 4.35 |
| Extended Foster Care Services | | Not Eligible | 5 | |
| Positive Permanency Connections | | 0% | 5 | 0.00 |
| High School Graduation/College Participation/Professional Certification | | 10% | 20 | 2.00 |
| Part-Time Employment with Medical Benefits | | 0% | 20 | 0.00 |
| Living Arrangements at Discharge | | 0% | 20 | 0.00 |
| Additional Academic Supports | | 0% | 2 | 0.00 |
| Additional IL Skills Provision | | Not Eligible | 5 | |
| Active Agency Accreditation | | 0% | 4 | 0.00 |
| Staff Clinical Licensure | | 0% | 5 | 0.00 |
| Incentives Total | 12.61 | | 91 | 6.35 |

*Performance calculation descriptions can be found in the FY 2018 RBWO PBP Measurements and Standards Guide.

Child Protective Services Investigations and Dispositions

The following investigations data, which is not used for scoring but is considered significant to a provider's performance, is from Georgia SHINES and is not considered final or complete until the end of the fiscal year.

| | | |
|-----------------------------------|---|--|
| Total Reports: | 0 | |
| Number Screened In: | 0 | |
| Number Screened Out: | 0 | |
| Number Substantiated: | 0 | |
| Number Unsubstantiated: | 0 | |
| Number Active CPS Investigations: | 0 | |



Performance-Based Placement Measures

RBWO Provider GA+SCORECARD - ILP/TLP

Report Quarter: Q3 FY2018

Provider/Program Name: Turning Point Homes - Independent Living Program (832) - CCI

2058 Snapfinger Road, Decatur, GA 30034

Phone: 678-303-2651

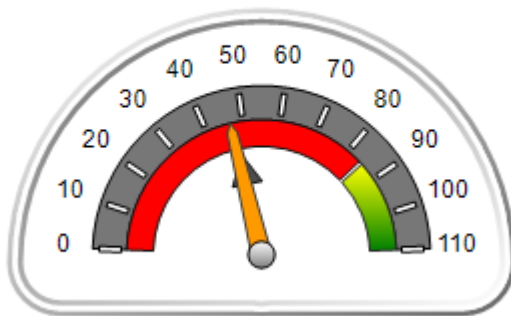
Vendor ID# 35605

| | Quarterly Scores (Grades) | | Current Quarter Score (Grade) |
|-----------------------------|--------------------------------------|--------------------------------|-----------------------------------|
| | Q1: 70.78 (C-) | Q2: 52.09 (F) | 46.54% (F) |
| | Q3: 46.54 (F) | Q4: N/A | |
| Program Census Information: | # Children in Care During Quarter: 3 | # Placements During Quarter: 3 | # Children in Care On Last Day: 3 |

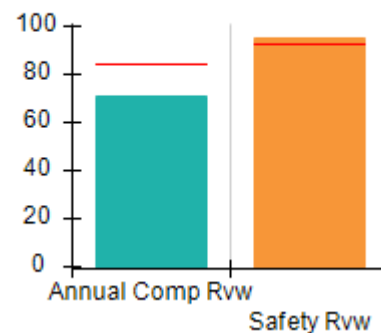
Quarterly Provider Comparisons to All ILP/TLPs

indicates average for all ILP/TLPs

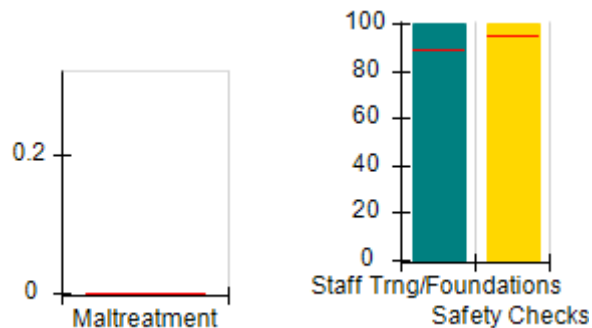
Overall Score (%)



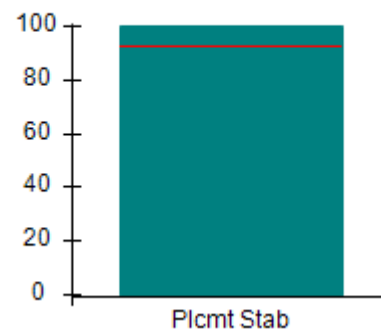
OPM Monitoring Reviews (%)



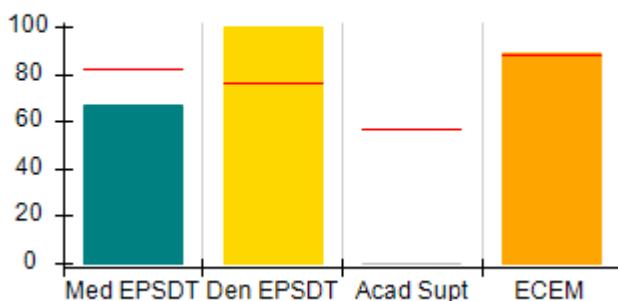
Safety Outcomes (%)



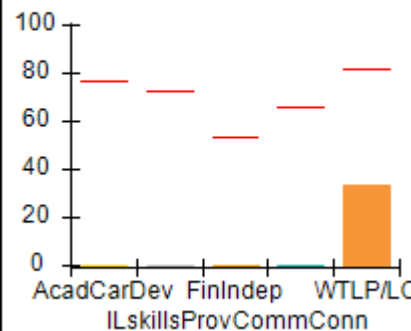
Permanency Outcomes (%)



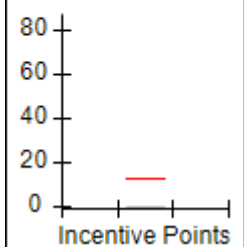
Well-Being Outcomes (%)



ILP/TLP Outcomes (%)



Incentives Earned (Points)





Performance-Based Placement Measures

RBWO Provider GA+SCORECARD - ILP/TLP

Report Quarter: Q3 FY2018

| Provider/Program Name: Turning Point Homes - Independent Living Program (832) - CCI | | | | |
|--|----------------------------------|--------------------------------------|--------------------------------|-----------------------------------|
| 2058 Snapfinger Road, Decatur, GA 30034 | | Quarterly Scores (Grades) | | Current Quarter Score (Grade) |
| Phone: 678-303-2651 | | Q1: 70.78 (C-) | Q2: 52.09 (F) | 46.54% (F) |
| Vendor ID# 35605 | | Q3: 46.54 (F) | Q4: N/A | |
| Program Census Information: | | # Children in Care During Quarter: 3 | # Placements During Quarter: 3 | # Children in Care On Last Day: 3 |
| | Avg Performance All ILP/TLPs (%) | Provider Performance (%)* | Possible Points (Weight) | Provider Points Earned |
| OPM Monitoring Reviews | | | | |
| Annual Comprehensive Reviews | 84% | 71% | 15 | 10.61 |
| Safety Reviews | 93% | 95% | 5 | 4.74 |
| Monitoring Sub-Total | | | 20 | 15.35 |
| ILP/TLP Safety Outcomes | | | | |
| Incidence of Maltreatment | 0.00% | Not Eligible | | |
| Staff Training/Foundations | 89% | 100% | 6.5 | 6.50 |
| Staff Safety Checks | 95% | 100% | 6.5 | 6.50 |
| Safety Sub-Total | | | 13 | 13.00 |
| ILP/TLP Permanency Outcomes | | | | |
| Placement Stability | 93% | 100% | 3 | 3.00 |
| Permanency Sub-Total | | | 3 | 3.00 |
| ILP/TLP Well-Being Outcomes | | | | |
| EPSDT Medical Visits | 82% | 67% | 4 | 2.68 |
| EPSDT Dental Visits | 76% | 100% | 4 | 4.00 |
| Academic Supports | 57% | 0% | 2 | 0.00 |
| Provider ECEM Visits | 88% | 89% | 4 | 3.56 |
| Placements with Siblings | No Data | Not Eligible | Not Scored | Not Scored |
| Placements within Legal County | 24% | Not Eligible | Not Scored | Not Scored |
| Well-Being Sub-Total | | | 14 | 10.24 |
| ILP/TLP Specialty Outcomes | | | | |
| Academic/Career Development | 77% | 0% | 10 | 0.00 |
| Ind Living Skills Provision | 73% | 0% | 15 | 0.00 |
| Financial Independence | 53% | 0% | 5 | 0.00 |
| Community Connections | 66% | 0% | 5 | 0.00 |
| WTLPL/Life Coach | 82% | 33% | 15 | 4.95 |
| Specialty Sub-Total | | | 50 | 4.95 |
| *Performance calculation descriptions can be found in the FY 2018 RBWO PBP Measurements and Standards Guide. | | | | |

Monitoring & Outcomes: Possible Points = 100

Points Earned = 46.54



Performance-Based Placement Measures

RBWO Provider GA+SCORECARD - ILP/TLP

Report Quarter: Q3 FY2018

| | |
|---------------------------------------|------------------|
| Score Before Incentives Credit | 46.54% |
| Incentives Awarded | 00.00 pts |
| PBP Verification | N/A pts |
| Total Score | 46.54% |

Provider/Program Name: Turning Point Homes - Independent Living Program (832) - CCI

| Program Census Information: | | # Children in Care During Quarter: 3 | # Placements During Quarter: 3 | # Children in Care On Last Day: 3 |
|--|--|---|-----------------------------------|--------------------------------------|
| ILP/TLP Incentive Credits | Avg Performance All ILP/TLPs (Points) | Provider Performance (%)* | Possible Points (Weight) | Provider Points Earned |
| No DJJ or DOC Involvement | | 0% | 5 | 0.00 |
| Extended Foster Care Services | | Not Eligible | 5 | |
| Positive Permanency Connections | | 0% | 5 | 0.00 |
| High School Graduation/College Participation/Professional Certification | | 0% | 20 | 0.00 |
| Part-Time Employment with Medical Benefits | | Not Eligible | 20 | |
| Living Arrangements at Discharge | | Not Eligible | 20 | |
| Additional Academic Supports | | 0% | 2 | 0.00 |
| Additional IL Skills Provision | | 0% | 5 | 0.00 |
| Active Agency Accreditation | | 0% | 4 | 0.00 |
| Staff Clinical Licensure | | 0% | 5 | 0.00 |
| Incentives Total | 12.61 | | 91 | 0.00 |

*Performance calculation descriptions can be found in the FY 2018 RBWO PBP Measurements and Standards Guide.

Child Protective Services Investigations and Dispositions

The following investigations data, which is not used for scoring but is considered significant to a provider's performance, is from Georgia SHINES and is not considered final or complete until the end of the fiscal year.

| | | |
|-----------------------------------|---|--|
| Total Reports: | 0 | |
| Number Screened In: | 0 | |
| Number Screened Out: | 0 | |
| Number Substantiated: | 0 | |
| Number Unsubstantiated: | 0 | |
| Number Active CPS Investigations: | 0 | |



Performance-Based Placement Measures

RBWO Provider GA+SCORECARD - ILP/TLP

Report Quarter: Q3 FY2018

Provider/Program Name: United Methodist Children Home of the North GA Conference - ILP (4428) - CCI

1967 Lakeside Pkwy, Tucker, GA 30084

Phone: 404-327-5820

Vendor ID# 63445

Quarterly Scores (Grades)

Current Quarter Score (Grade)

Q1: 93.54 (A-)

Q2: 103.22 (A+)

96.00%

Q3: 96.00 (A)

Q4: N/A

(A)

Program Census Information:

Children in Care During Quarter: 6

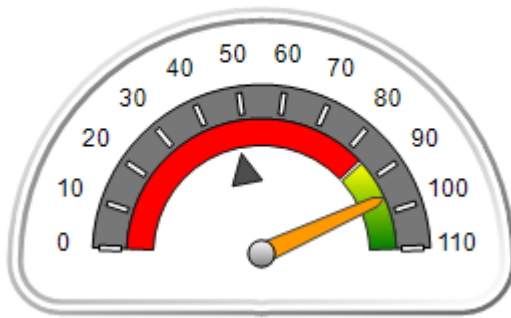
Placements During Quarter: 6

Children in Care On Last Day: 6

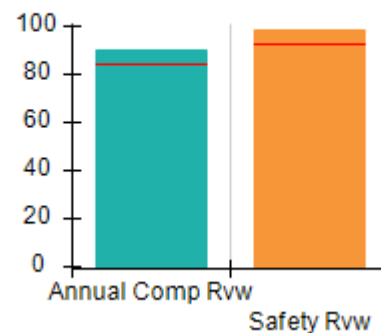
Quarterly Provider Comparisons to All ILP/TLPs

indicates average for all ILP/TLPs

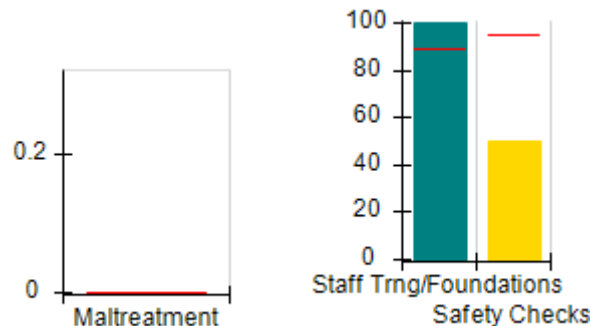
Overall Score (%)



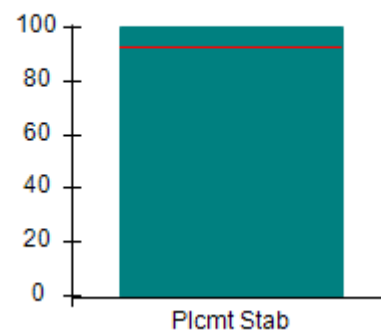
OPM Monitoring Reviews (%)



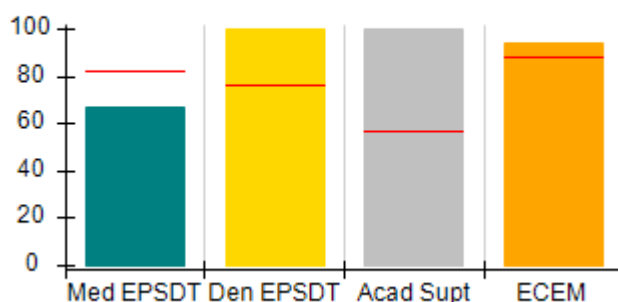
Safety Outcomes (%)



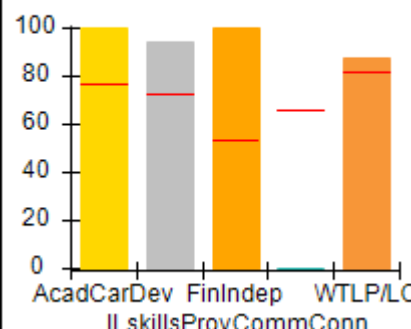
Permanency Outcomes (%)



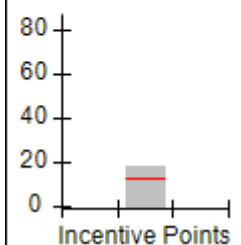
Well-Being Outcomes (%)



ILP/TLP Outcomes (%)



Incentives Earned (Points)





Performance-Based Placement Measures

RBWO Provider GA+SCORECARD - ILP/TLP

Report Quarter: Q3 FY2018

| Provider/Program Name: United Methodist Children Home of the North GA Conference - ILP (4428) - CCI | | | | |
|--|----------------------------------|--------------------------------------|--------------------------------|-----------------------------------|
| 1967 Lakeside Pkwy, Tucker, GA 30084 | | Quarterly Scores (Grades) | | Current Quarter Score (Grade) |
| Phone: 404-327-5820 | | Q1: 93.54 (A-) | Q2: 103.22 (A+) | 96.00% |
| Vendor ID# 63445 | | Q3: 96.00 (A) | Q4: N/A | (A) |
| Program Census Information: | | # Children in Care During Quarter: 6 | # Placements During Quarter: 6 | # Children in Care On Last Day: 6 |
| | Avg Performance All ILP/TLPs (%) | Provider Performance (%)* | Possible Points (Weight) | Provider Points Earned |
| OPM Monitoring Reviews | | | | |
| Annual Comprehensive Reviews | 84% | 91% | 15 | 13.58 |
| Safety Reviews | 93% | 99% | 5 | 4.93 |
| Monitoring Sub-Total | | | 20 | 18.51 |
| ILP/TLP Safety Outcomes | | | | |
| Incidence of Maltreatment | 0.00% | Not Eligible | | |
| Staff Training/Foundations | 89% | 100% | 6.5 | 6.50 |
| Staff Safety Checks | 95% | 50% | 6.5 | 3.25 |
| Safety Sub-Total | | | 13 | 9.75 |
| ILP/TLP Permanency Outcomes | | | | |
| Placement Stability | 93% | 100% | 3 | 3.00 |
| Permanency Sub-Total | | | 3 | 3.00 |
| ILP/TLP Well-Being Outcomes | | | | |
| EPSDT Medical Visits | 82% | 67% | 4 | 2.68 |
| EPSDT Dental Visits | 76% | 100% | 4 | 4.00 |
| Academic Supports | 57% | 100% | 2 | 2.00 |
| Provider ECEM Visits | 88% | 94% | 4 | 3.76 |
| Placements with Siblings | No Data | Not Eligible | Not Scored | Not Scored |
| Placements within Legal County | 24% | 0% | Not Scored | Not Scored |
| Well-Being Sub-Total | | | 14 | 12.44 |
| ILP/TLP Specialty Outcomes | | | | |
| Academic/Career Development | 77% | 100% | 10 | 10.00 |
| Ind Living Skills Provision | 73% | 94% | 15 | 14.10 |
| Financial Independence | 53% | 100% | 5 | 5.00 |
| Community Connections | 66% | 0% | 5 | 0.00 |
| WTLP/Life Coach | 82% | 88% | 15 | 13.20 |
| Specialty Sub-Total | | | 50 | 42.30 |
| *Performance calculation descriptions can be found in the FY 2018 RBWO PBP Measurements and Standards Guide. | | | | |

Monitoring & Outcomes: Possible Points = 100

Points Earned = 86.00



Performance-Based Placement Measures

RBWO Provider GA+SCORECARD - ILP/TLP

Report Quarter: Q3 FY2018

| | |
|---------------------------------------|------------------|
| Score Before Incentives Credit | 86.00% |
| Incentives Awarded | 10.00 pts |
| PBP Verification | N/A pts |
| Total Score | 96.00% |

Provider/Program Name: United Methodist Children Home of the North GA Conference - ILP (4428) - CCI

| Program Census Information: | | # Children in Care During Quarter: 6 | # Placements During Quarter: 6 | # Children in Care On Last Day: 6 |
|---|---------------------------------------|--------------------------------------|--------------------------------|-----------------------------------|
| ILP/TLP Incentive Credits | Avg Performance All ILP/TLPs (Points) | Provider Performance (%)* | Possible Points (Weight) | Provider Points Earned |
| No DJJ or DOC Involvement | | 100% | 5 | 5.00 |
| Extended Foster Care Services | | Not Eligible | 5 | |
| Positive Permanency Connections | | 100% | 5 | 5.00 |
| High School Graduation/College Participation/Professional Certification | | 17% | 20 | 3.40 |
| Part-Time Employment with Medical Benefits | | Not Eligible | 20 | |
| Living Arrangements at Discharge | | Not Eligible | 20 | |
| Additional Academic Supports | | 100% | 2 | 2.00 |
| Additional IL Skills Provision | | 19% | 5 | 0.95 |
| Active Agency Accreditation | | 50% | 4 | 2.00 |
| Staff Clinical Licensure | | 0% | 5 | 0.00 |
| Incentives Total | 12.61 | | 91 | 18.35 |

*Performance calculation descriptions can be found in the FY 2018 RBWO PBP Measurements and Standards Guide.

Child Protective Services Investigations and Dispositions

The following investigations data, which is not used for scoring but is considered significant to a provider's performance, is from Georgia SHINES and is not considered final or complete until the end of the fiscal year.

| | | |
|-----------------------------------|---|--|
| Total Reports: | 0 | |
| Number Screened In: | 0 | |
| Number Screened Out: | 0 | |
| Number Substantiated: | 0 | |
| Number Unsubstantiated: | 0 | |
| Number Active CPS Investigations: | 0 | |



Performance-Based Placement Measures

RBWO Provider GA+SCORECARD - ILP/TLP

Report Quarter: Q3 FY2018

Provider/Program Name: United Methodist Children Home of the North GA Conference - On-Campus TLP (Hybrid) (849) - CCI

2200 Parklake Dr, Atlanta, GA 30345

Phone: 404-327-5820

Vendor ID# 35627

| Quarterly Scores (Grades) | | Current Quarter Score (Grade) |
|---------------------------|-----------------|-------------------------------|
| Q1: 96.38 (A) | Q2: 101.10 (A+) | 99.92% (A+) |
| Q3: 99.92 (A+) | Q4: N/A | |

Program Census Information:

Children in Care During Quarter: 22

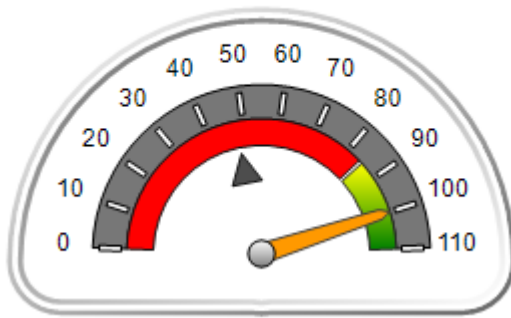
Placements During Quarter: 22

Children in Care On Last Day: 16

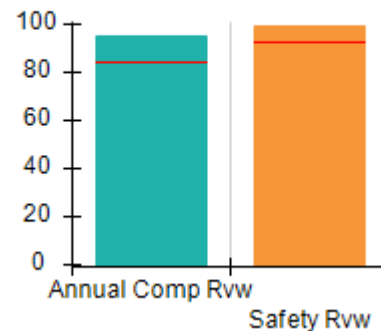
Quarterly Provider Comparisons to All ILP/TLPs

indicates average for all ILP/TLPs

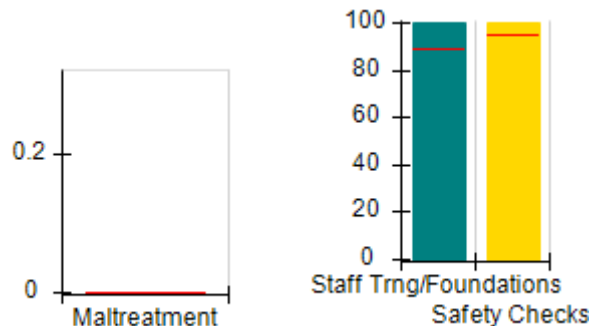
Overall Score (%)



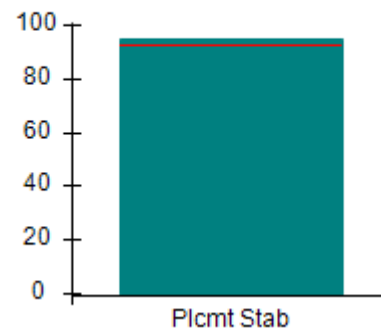
OPM Monitoring Reviews (%)



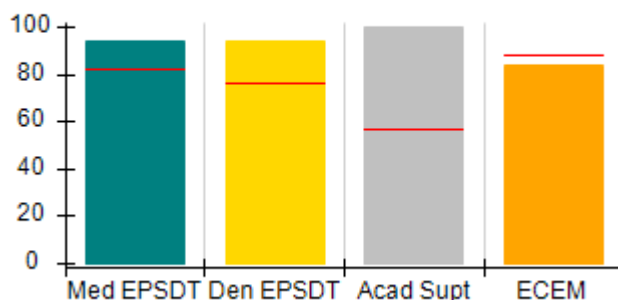
Safety Outcomes (%)



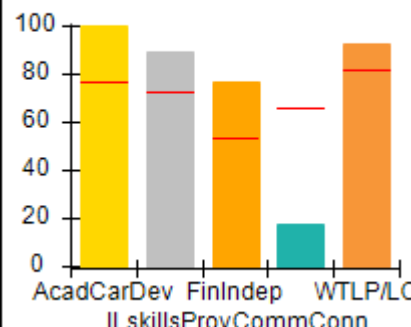
Permanency Outcomes (%)



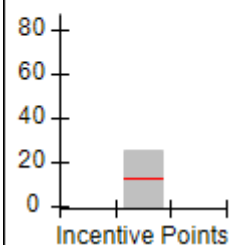
Well-Being Outcomes (%)



ILP/TLP Outcomes (%)



Incentives Earned (Points)





Performance-Based Placement Measures

RBWO Provider GA+SCORECARD - ILP/TLP

Report Quarter: Q3 FY2018

Provider/Program Name: United Methodist Children Home of the North GA Conference - On-Campus TLP (Hybrid) (849) - CCI

| 2200 Parklake Dr, Atlanta, GA 30345 Phone: 404-327-5820 Vendor ID# 35627 | Quarterly Scores (Grades) | | Current Quarter Score (Grade) |
|---|---------------------------|-----------------|-------------------------------|
| | Q1: 96.38 (A) | Q2: 101.10 (A+) | 99.92% (A+) |
| | Q3: 99.92 (A+) | Q4: N/A | |

| | | | |
|-----------------------------|---------------------------------------|---------------------------------|------------------------------------|
| Program Census Information: | # Children in Care During Quarter: 22 | # Placements During Quarter: 22 | # Children in Care On Last Day: 16 |
|-----------------------------|---------------------------------------|---------------------------------|------------------------------------|

| | Avg Performance All ILP/TLPs (%) | Provider Performance (%)* | Possible Points (Weight) | Provider Points Earned |
|--|----------------------------------|---------------------------|--------------------------|------------------------|
|--|----------------------------------|---------------------------|--------------------------|------------------------|

OPM Monitoring Reviews

| | | | | |
|------------------------------|-----|-----|-----------|--------------|
| Annual Comprehensive Reviews | 84% | 95% | 15 | 14.23 |
| Safety Reviews | 93% | 99% | 5 | 4.96 |
| Monitoring Sub-Total | | | 20 | 19.19 |

ILP/TLP Safety Outcomes

| | | | | |
|----------------------------|-------|--------------------------|-----------|--------------|
| Incidence of Maltreatment | 0.00% | No Substantiated Reports | 3 | 3.00 |
| Staff Training/Foundations | 89% | 100% | 5 | 5.00 |
| Staff Safety Checks | 95% | 100% | 5 | 5.00 |
| Safety Sub-Total | | | 13 | 13.00 |

ILP/TLP Permanency Outcomes

| | | | | |
|-----------------------------|-----|-----|----------|-------------|
| Placement Stability | 93% | 95% | 3 | 2.85 |
| Permanency Sub-Total | | | 3 | 2.85 |

ILP/TLP Well-Being Outcomes

| | | | | |
|--------------------------------|---------|--------------|------------|--------------|
| EPSDT Medical Visits | 82% | 94% | 4 | 3.76 |
| EPSDT Dental Visits | 76% | 94% | 4 | 3.76 |
| Academic Supports | 57% | 100% | 2 | 2.00 |
| Provider ECEM Visits | 88% | 84% | 4 | 3.36 |
| Placements with Siblings | No Data | Not Eligible | Not Scored | Not Scored |
| Placements within Legal County | 24% | 0% | Not Scored | Not Scored |
| Well-Being Sub-Total | | | 14 | 12.88 |

ILP/TLP Specialty Outcomes

| | | | | |
|-----------------------------|-----|------|-----------|--------------|
| Academic/Career Development | 77% | 100% | 10 | 10.00 |
| Ind Living Skills Provision | 73% | 89% | 15 | 13.35 |
| Financial Independence | 53% | 77% | 5 | 3.85 |
| Community Connections | 66% | 17% | 5 | 0.85 |
| WTLP/Life Coach | 82% | 93% | 15 | 13.95 |
| Specialty Sub-Total | | | 50 | 42.00 |

*Performance calculation descriptions can be found in the FY 2018 RBWO PBP Measurements and Standards Guide.



Performance-Based Placement Measures

RBWO Provider GA+SCORECARD - ILP/TLP

Report Quarter: Q3 FY2018

| | | |
|---------------------------------------|------------------------------|------------------------------|
| Monitoring & Outcomes: | Possible Points = 100 | Points Earned = 89.92 |
| Score Before Incentives Credit | | 89.92% |
| Incentives Awarded | | 10.00 pts |
| PBP Verification | | N/A pts |
| Total Score | | 99.92% |

Provider/Program Name: United Methodist Children Home of the North GA Conference - On-Campus TLP (Hybrid) (849) - CCI

| Program Census Information: | | # Children in Care During Quarter: 22 | # Placements During Quarter: 22 | # Children in Care On Last Day: 16 |
|---|---------------------------------------|---------------------------------------|---------------------------------|------------------------------------|
| ILP/TLP Incentive Credits | Avg Performance All ILP/TLPs (Points) | Provider Performance (%)* | Possible Points (Weight) | Provider Points Earned |
| No DJJ or DOC Involvement | | 100% | 5 | 5.00 |
| Extended Foster Care Services | | 33% | 5 | 1.65 |
| Positive Permanency Connections | | 80% | 5 | 4.00 |
| High School Graduation/College Participation/Professional Certification | | 28% | 20 | 5.60 |
| Part-Time Employment with Medical Benefits | | 17% | 20 | 3.40 |
| Living Arrangements at Discharge | | 0% | 20 | 0.00 |
| Additional Academic Supports | | 44% | 2 | 0.88 |
| Additional IL Skills Provision | | 65% | 5 | 3.25 |
| Active Agency Accreditation | | 50% | 4 | 2.00 |
| Staff Clinical Licensure | | 0% | 5 | 0.00 |
| Incentives Total | 12.61 | | 91 | 25.78 |

*Performance calculation descriptions can be found in the FY 2018 RBWO PBP Measurements and Standards Guide.

Child Protective Services Investigations and Dispositions

The following investigations data, which is not used for scoring but is considered significant to a provider's performance, is from Georgia SHINES and is not considered final or complete until the end of the fiscal year.

| | |
|-----------------------------------|---|
| Total Reports: | 0 |
| Number Screened In: | 0 |
| Number Screened Out: | 0 |
| Number Substantiated: | 0 |
| Number Unsubstantiated: | 0 |
| Number Active CPS Investigations: | 0 |



DHS, DFCS, Office of Provider Management
Performance-Based Placement Measures
RBWO Provider GA+SCORECARD - ILP/TLP
Report Quarter: Q3 FY2018



Error: Subreport could not be shown.



Performance-Based Placement Measures

RBWO Provider GA+SCORECARD - ILP/TLP

Report Quarter: Q3 FY2018

Provider/Program Name: Wellspring Living, Inc. - ILP (5210) - CCI

3965 Roosevelt Hwy, Union City, GA 30349

Phone: 770-631-8888

Vendor ID# 132094

Quarterly Scores (Grades)

Q1: 86.11 (B)

Q2: 86.11 (B)

Q3: 86.11 (B)

Q4: N/A

Current Quarter Score (Grade)

86.11%

(B)

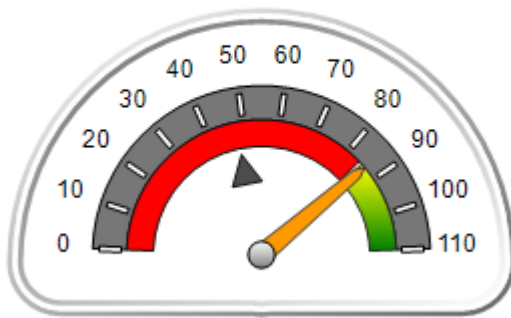
Program Census Information:

Children in Care During
Quarter: 0# Placements During
Quarter: 0# Children in Care On Last
Day: 0

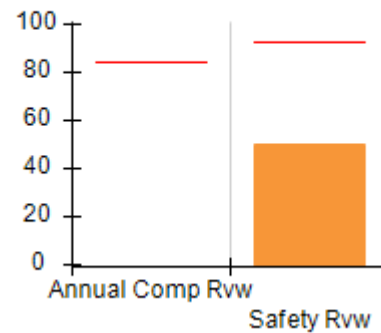
Quarterly Provider Comparisons to All ILP/TLPs

indicates average for all ILP/TLPs

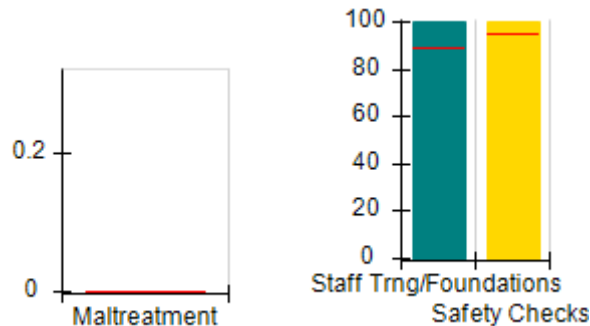
Overall Score (%)



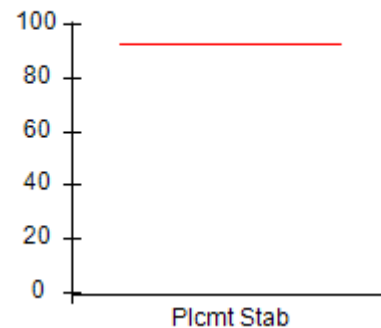
OPM Monitoring Reviews (%)



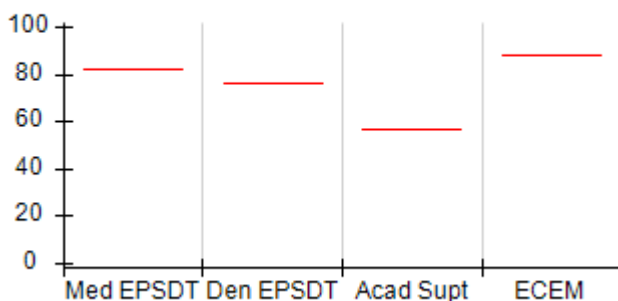
Safety Outcomes (%)



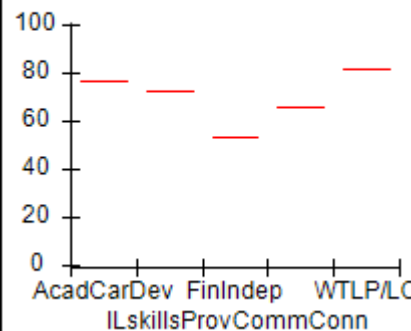
Permanency Outcomes (%)



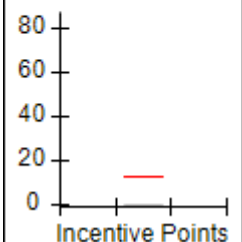
Well-Being Outcomes (%)



ILP/TLP Outcomes (%)



Incentives Earned (Points)





Performance-Based Placement Measures

RBWO Provider GA+SCORECARD - ILP/TLP

Report Quarter: Q3 FY2018

Provider/Program Name: Wellspring Living, Inc. - ILP (5210) - CCI

3965 Roosevelt Hwy, Union City, GA 30349

Phone: 770-631-8888

Vendor ID# 132094

Quarterly Scores (Grades)**Current Quarter Score (Grade)**

Q1: 86.11 (B)

Q2: 86.11 (B)

86.11%
(B)

Q3: 86.11 (B)

Q4: N/A

Program Census Information:

Children in Care During
Quarter: 0# Placements During
Quarter: 0# Children in Care On
Last Day: 0
**Avg
Performance All
ILP/TLPs (%)**
**Provider
Performance (%)*****Possible Points
(Weight)****Provider Points
Earned****OPM Monitoring Reviews**

| | | | | |
|------------------------------|-----|-------------------|----------|-------------|
| Annual Comprehensive Reviews | 84% | Not Yet Conducted | | |
| Safety Reviews | 93% | 50% | 5 | 2.50 |
| Monitoring Sub-Total | | | 5 | 2.50 |

ILP/TLP Safety Outcomes

| | | | | |
|----------------------------|-------|--------------|-----------|--------------|
| Incidence of Maltreatment | 0.00% | Not Eligible | | |
| Staff Training/Foundations | 89% | 100% | 6.5 | 6.50 |
| Staff Safety Checks | 95% | 100% | 6.5 | 6.50 |
| Safety Sub-Total | | | 13 | 13.00 |

ILP/TLP Permanency Outcomes

| | | | | |
|-----------------------------|-----|--------------|------------|--|
| Placement Stability | 93% | Not Eligible | | |
| Permanency Sub-Total | | | N/A | |

ILP/TLP Well-Being Outcomes

| | | | | |
|--------------------------------|---------|--------------|------------|------------|
| EPSDT Medical Visits | 82% | Not Eligible | | |
| EPSDT Dental Visits | 76% | Not Eligible | | |
| Academic Supports | 57% | Not Eligible | | |
| Provider ECEM Visits | 88% | Not Eligible | N/A | |
| Placements with Siblings | No Data | Not Eligible | Not Scored | Not Scored |
| Placements within Legal County | 24% | Not Eligible | Not Scored | Not Scored |
| Well-Being Sub-Total | | | N/A | |

ILP/TLP Specialty Outcomes

| | | | | |
|-----------------------------|-----|--------------|------------|--|
| Academic/Career Development | 77% | Not Eligible | | |
| Ind Living Skills Provision | 73% | Not Eligible | N/A | |
| Financial Independence | 53% | Not Eligible | | |
| Community Connections | 66% | Not Eligible | | |
| WTLP/Life Coach | 82% | Not Eligible | N/A | |
| Specialty Sub-Total | | | N/A | |

*Performance calculation descriptions can be found in the FY 2018 RBWO PBP Measurements and Standards Guide.

Monitoring & Outcomes: Possible Points = 18**Points Earned = 15.50**

**Performance-Based Placement Measures**
RBWO Provider GA+SCORECARD - ILP/TLP

Report Quarter: Q3 FY2018

| | |
|---------------------------------------|------------------|
| Score Before Incentives Credit | 86.11% |
| Incentives Awarded | 00.00 pts |
| PBP Verification | N/A pts |
| Total Score | 86.11% |

| Provider/Program Name: Wellspring Living, Inc. - ILP (5210) - CCI | | | | |
|---|---------------------------------------|--------------------------------------|--------------------------------|-----------------------------------|
| Program Census Information: | | # Children in Care During Quarter: 0 | # Placements During Quarter: 0 | # Children in Care On Last Day: 0 |
| ILP/TLP Incentive Credits | Avg Performance All ILP/TLPs (Points) | Provider Performance (%)* | Possible Points (Weight) | Provider Points Earned |
| No DJJ or DOC Involvement | | Not Eligible | 5 | |
| Extended Foster Care Services | | Not Eligible | 5 | |
| Positive Permanency Connections | | Not Eligible | 5 | |
| High School Graduation/College Participation/Professional Certification | | Not Eligible | 20 | |
| Part-Time Employment with Medical Benefits | | Not Eligible | 20 | |
| Living Arrangements at Discharge | | Not Eligible | 20 | |
| Additional Academic Supports | | Not Eligible | 2 | |
| Additional IL Skills Provision | | Not Eligible | 5 | |
| Active Agency Accreditation | | 0% | 4 | 0.00 |
| Staff Clinical Licensure | | 0% | 5 | 0.00 |
| Incentives Total | 12.61 | | 91 | 0.00 |

*Performance calculation descriptions can be found in the FY 2018 RBWO PBP Measurements and Standards Guide.

Child Protective Services Investigations and Dispositions

The following investigations data, which is not used for scoring but is considered significant to a provider's performance, is from Georgia SHINES and is not considered final or complete until the end of the fiscal year.

| | | |
|-----------------------------------|---|--|
| Total Reports: | 0 | |
| Number Screened In: | 0 | |
| Number Screened Out: | 0 | |
| Number Substantiated: | 0 | |
| Number Unsubstantiated: | 0 | |
| Number Active CPS Investigations: | 0 | |



Performance-Based Placement Measures RBWO Provider GA+SCORECARD - ILP/TLP

Report Quarter: Q3 FY2018

Provider/Program Name: Youth Empowerment Success Services - Decatur (5258) - CCI

1420 S. Hairston Rd, Stone Mountain, GA 30088

Phone: 470-236-9377

Vendor ID# 153019

Quarterly Scores (Grades)

Q1: 100.91 (A+)

Q2: 99.00 (A+)

Q3: 90.62 (A-)

Q4: N/A

Current Quarter Score
(Grade)

90.62%

(A-)

Program Census Information:

Children in Care During
Quarter: 10

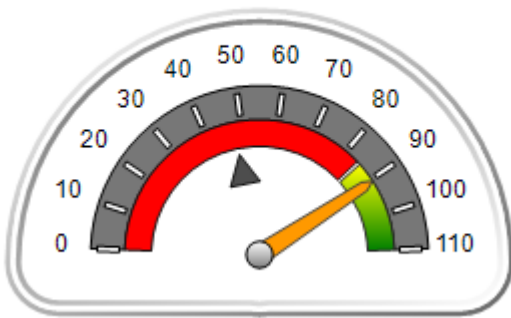
Placements During
Quarter: 10

Children in Care On Last
Day: 8

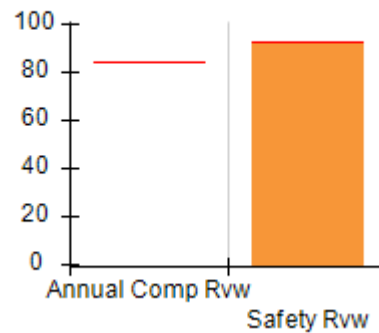
Quarterly Provider Comparisons to All ILP/TLPs

▼ indicates average for all ILP/TLPs

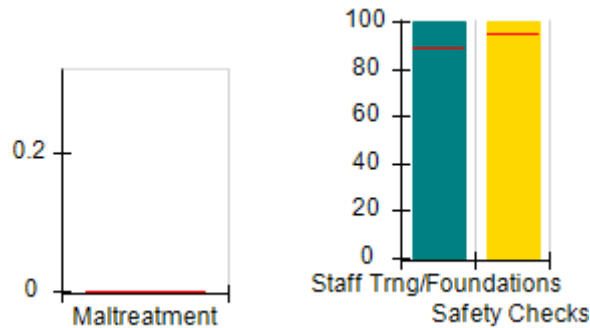
Overall Score (%)



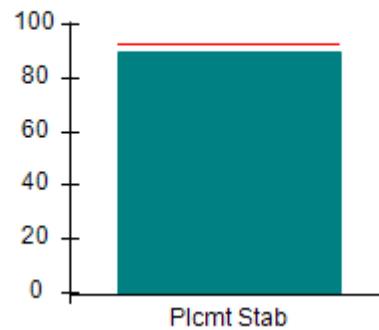
OPM Monitoring Reviews (%)



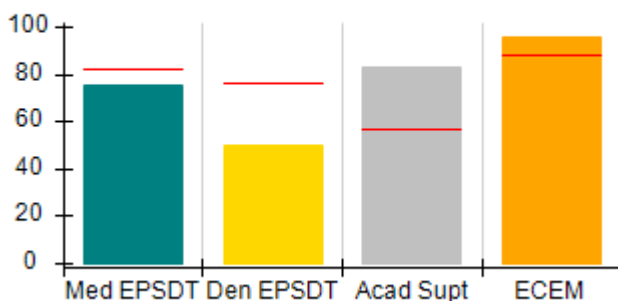
Safety Outcomes (%)



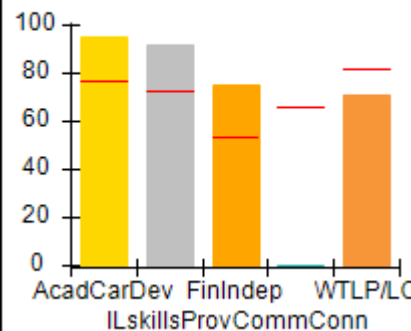
Permanency Outcomes (%)



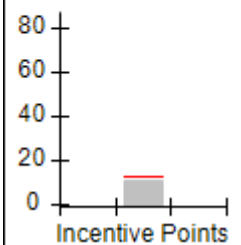
Well-Being Outcomes (%)



ILP/TLP Outcomes (%)



Incentives
Earned
(Points)





Performance-Based Placement Measures

RBWO Provider GA+SCORECARD - ILP/TLP

Report Quarter: Q3 FY2018

| | | | | |
|--|---|---------------------------------------|---------------------------------|--------------------------------------|
| Provider/Program Name: Youth Empowerment Success Services - Decatur (5258) - CCI | | | | |
| 1420 S. Hairston Rd, Stone Mountain, GA 30088 Phone: 470-236-9377 Vendor ID# 153019 | | Quarterly Scores (Grades) | | Current Quarter Score (Grade) |
| | | Q1: 100.91 (A+) | Q2: 99.00 (A+) | 90.62% (A-) |
| | | Q3: 90.62 (A-) | Q4: N/A | |
| Program Census Information: | | # Children in Care During Quarter: 10 | # Placements During Quarter: 10 | # Children in Care On Last Day: 8 |
| | Avg Performance All ILP/TLPs (%) | Provider Performance (%)* | Possible Points (Weight) | Provider Points Earned |
| OPM Monitoring Reviews | | | | |
| Annual Comprehensive Reviews | 84% | Not Yet Conducted | | |
| Safety Reviews | 93% | 93% | 5 | 4.63 |
| Monitoring Sub-Total | | | 5 | 4.63 |
| ILP/TLP Safety Outcomes | | | | |
| Incidence of Maltreatment | 0.00% | Not Eligible | | |
| Staff Training/Foundations | 89% | 100% | 6.5 | 6.50 |
| Staff Safety Checks | 95% | 100% | 6.5 | 6.50 |
| Safety Sub-Total | | | 13 | 13.00 |
| ILP/TLP Permanency Outcomes | | | | |
| Placement Stability | 93% | 90% | 3 | 2.70 |
| Permanency Sub-Total | | | 3 | 2.70 |
| ILP/TLP Well-Being Outcomes | | | | |
| EPSDT Medical Visits | 82% | 75% | 4 | 3.00 |
| EPSDT Dental Visits | 76% | 50% | 4 | 2.00 |
| Academic Supports | 57% | 83% | 2 | 1.66 |
| Provider ECEM Visits | 88% | 96% | 4 | 3.84 |
| Placements with Siblings | No Data | Not Eligible | Not Scored | Not Scored |
| Placements within Legal County | 24% | 0% | Not Scored | Not Scored |
| Well-Being Sub-Total | | | 14 | 10.50 |
| ILP/TLP Specialty Outcomes | | | | |
| Academic/Career Development | 77% | 95% | 10 | 9.50 |
| Ind Living Skills Provision | 73% | 92% | 15 | 13.80 |
| Financial Independence | 53% | 75% | 5 | 3.75 |
| Community Connections | 66% | 0% | 5 | 0.00 |
| WTLP/Life Coach | 82% | 71% | 15 | 10.65 |
| Specialty Sub-Total | | | 50 | 37.70 |
| *Performance calculation descriptions can be found in the FY 2018 RBWO PBP Measurements and Standards Guide. | | | | |

Monitoring & Outcomes: Possible Points = 85

Points Earned = 68.53



Performance-Based Placement Measures RBWO Provider GA+SCORECARD - ILP/TLP

Report Quarter: Q3 FY2018

| | |
|---------------------------------------|------------------|
| Score Before Incentives Credit | 80.62% |
| Incentives Awarded | 10.00 pts |
| PBP Verification | N/A pts |
| Total Score | 90.62% |

| Provider/Program Name: Youth Empowerment Success Services - Decatur (5258) - CCI | | | | |
|--|---------------------------------------|---------------------------------------|---------------------------------|-----------------------------------|
| Program Census Information: | | # Children in Care During Quarter: 10 | # Placements During Quarter: 10 | # Children in Care On Last Day: 8 |
| ILP/TLP Incentive Credits | Avg Performance All ILP/TLPs (Points) | Provider Performance (%)* | Possible Points (Weight) | Provider Points Earned |
| No DJJ or DOC Involvement | | 100% | 5 | 5.00 |
| Extended Foster Care Services | | Not Eligible | 5 | |
| Positive Permanency Connections | | 13% | 5 | 0.65 |
| High School Graduation/College Participation/Professional Certification | | 13% | 20 | 2.60 |
| Part-Time Employment with Medical Benefits | | 0% | 20 | 0.00 |
| Living Arrangements at Discharge | | 0% | 20 | 0.00 |
| Additional Academic Supports | | 0% | 2 | 0.00 |
| Additional IL Skills Provision | | 58% | 5 | 2.90 |
| Active Agency Accreditation | | 0% | 4 | 0.00 |
| Staff Clinical Licensure | | 0% | 5 | 0.00 |
| Incentives Total | 12.61 | | 91 | 11.15 |
| *Performance calculation descriptions can be found in the FY 2018 RBWO PBP Measurements and Standards Guide. | | | | |

| Child Protective Services Investigations and Dispositions | | |
|--|---|--|
| The following investigations data, which is not used for scoring but is considered significant to a provider's performance, is from Georgia SHINES and is not considered final or complete until the end of the fiscal year. | | |
| Total Reports: | 0 | |
| Number Screened In: | 0 | |
| Number Screened Out: | 0 | |
| Number Substantiated: | 0 | |
| Number Unsubstantiated: | 0 | |
| Number Active CPS Investigations: | 0 | |



Performance-Based Placement Measures

RBWO Provider GA+SCORECARD - ILP/TLP

Report Quarter: Q3 FY2018

Provider/Program Name: Youth Empowerment Success Services - Jonesboro (5259) - CCI

1 Magnolia Circle, Jonesboro, GA 30236

Phone: 470-236-9377

Vendor ID# 153020

Quarterly Scores (Grades)

Q1: 100.00 (A+)

Q2: 110.00 (A+)

Q3: 97.70 (A+)

Q4: N/A

Current Quarter Score (Grade)

97.70%

(A+)

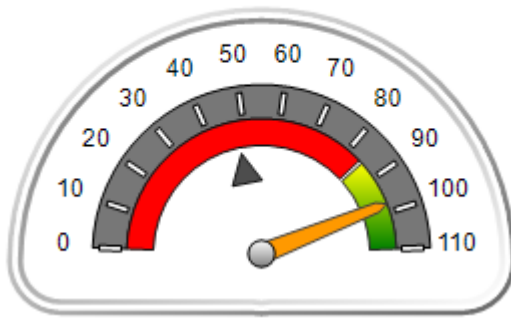
Program Census Information:

Children in Care During
Quarter: 3# Placements During
Quarter: 3# Children in Care On Last
Day: 3

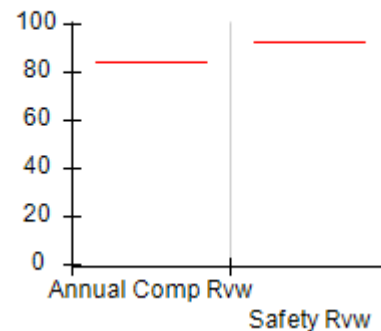
Quarterly Provider Comparisons to All ILP/TLPs

indicates average for all ILP/TLPs

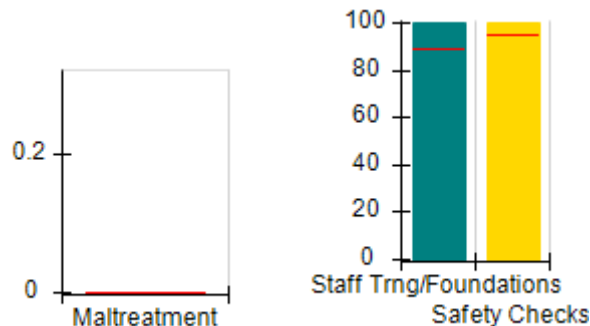
Overall Score (%)



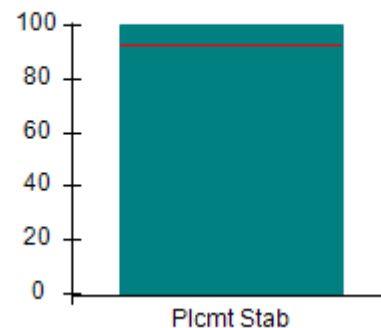
OPM Monitoring Reviews (%)



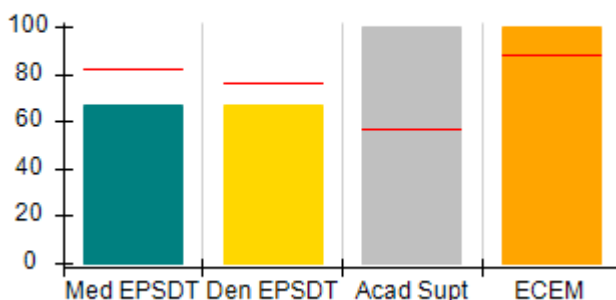
Safety Outcomes (%)



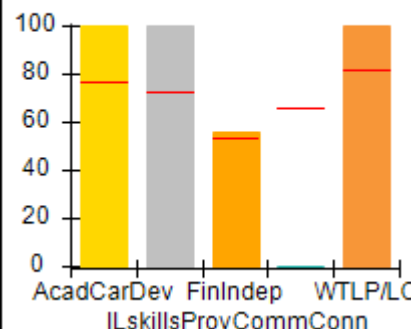
Permanency Outcomes (%)



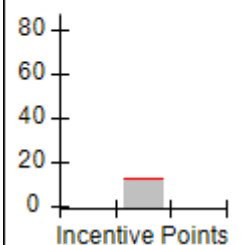
Well-Being Outcomes (%)



ILP/TLP Outcomes (%)



Incentives Earned (Points)





Performance-Based Placement Measures

RBWO Provider GA+SCORECARD - ILP/TLP

Report Quarter: Q3 FY2018

| Provider/Program Name: Youth Empowerment Success Services - Jonesboro (5259) - CCI | | | | |
|--|----------------------------------|--------------------------------------|--------------------------------|-----------------------------------|
| 1 Magnolia Circle, Jonesboro, GA 30236 | | Quarterly Scores (Grades) | | Current Quarter Score (Grade) |
| Phone: 470-236-9377 | | Q1: 100.00 (A+) | Q2: 110.00 (A+) | 97.70% (A+) |
| Vendor ID# 153020 | | Q3: 97.70 (A+) | Q4: N/A | |
| Program Census Information: | | # Children in Care During Quarter: 3 | # Placements During Quarter: 3 | # Children in Care On Last Day: 3 |
| | Avg Performance All ILP/TLPs (%) | Provider Performance (%)* | Possible Points (Weight) | Provider Points Earned |
| OPM Monitoring Reviews | | | | |
| Annual Comprehensive Reviews | 84% | Not Yet Conducted | | |
| Safety Reviews | 93% | Not Yet Conducted | | |
| Monitoring Sub-Total | | | | 0.00 |
| ILP/TLP Safety Outcomes | | | | |
| Incidence of Maltreatment | 0.00% | Not Eligible | | |
| Staff Training/Foundations | 89% | 100% | 6.5 | 6.50 |
| Staff Safety Checks | 95% | 100% | 6.5 | 6.50 |
| Safety Sub-Total | | | 13 | 13.00 |
| ILP/TLP Permanency Outcomes | | | | |
| Placement Stability | 93% | 100% | 3 | 3.00 |
| Permanency Sub-Total | | | 3 | 3.00 |
| ILP/TLP Well-Being Outcomes | | | | |
| EPSDT Medical Visits | 82% | 67% | 4 | 2.68 |
| EPSDT Dental Visits | 76% | 67% | 4 | 2.68 |
| Academic Supports | 57% | 100% | 2 | 2.00 |
| Provider ECEM Visits | 88% | 100% | 4 | 4.00 |
| Placements with Siblings | No Data | 0% | Not Scored | Not Scored |
| Placements within Legal County | 24% | 0% | Not Scored | Not Scored |
| Well-Being Sub-Total | | | 14 | 11.36 |
| ILP/TLP Specialty Outcomes | | | | |
| Academic/Career Development | 77% | 100% | 10 | 10.00 |
| Ind Living Skills Provision | 73% | 100% | 15 | 15.00 |
| Financial Independence | 53% | 56% | 5 | 2.80 |
| Community Connections | 66% | 0% | 5 | 0.00 |
| WTLP/Life Coach | 82% | 100% | 15 | 15.00 |
| Specialty Sub-Total | | | 50 | 42.80 |
| *Performance calculation descriptions can be found in the FY 2018 RBWO PBP Measurements and Standards Guide. | | | | |

Monitoring & Outcomes: Possible Points = 80

Points Earned = 70.16



Performance-Based Placement Measures

RBWO Provider GA+SCORECARD - ILP/TLP

Report Quarter: Q3 FY2018

| | |
|---------------------------------------|------------------|
| Score Before Incentives Credit | 87.70% |
| Incentives Awarded | 10.00 pts |
| PBP Verification | N/A pts |
| Total Score | 97.70% |

Provider/Program Name: Youth Empowerment Success Services - Jonesboro (5259) - CCI

| Program Census Information: | | # Children in Care During Quarter: 3 | # Placements During Quarter: 3 | # Children in Care On Last Day: 3 |
|---|---------------------------------------|--------------------------------------|--------------------------------|-----------------------------------|
| ILP/TLP Incentive Credits | Avg Performance All ILP/TLPs (Points) | Provider Performance (%)* | Possible Points (Weight) | Provider Points Earned |
| No DJJ or DOC Involvement | | 100% | 5 | 5.00 |
| Extended Foster Care Services | | Not Eligible | 5 | |
| Positive Permanency Connections | | 33% | 5 | 1.65 |
| High School Graduation/College Participation/Professional Certification | | 0% | 20 | 0.00 |
| Part-Time Employment with Medical Benefits | | Not Eligible | 20 | |
| Living Arrangements at Discharge | | Not Eligible | 20 | |
| Additional Academic Supports | | 0% | 2 | 0.00 |
| Additional IL Skills Provision | | 100% | 5 | 5.00 |
| Active Agency Accreditation | | 0% | 4 | 0.00 |
| Staff Clinical Licensure | | 0% | 5 | 0.00 |
| Incentives Total | 12.61 | | 91 | 11.65 |

*Performance calculation descriptions can be found in the FY 2018 RBWO PBP Measurements and Standards Guide.

Child Protective Services Investigations and Dispositions

The following investigations data, which is not used for scoring but is considered significant to a provider's performance, is from Georgia SHINES and is not considered final or complete until the end of the fiscal year.

| | | |
|-----------------------------------|---|--|
| Total Reports: | 0 | |
| Number Screened In: | 0 | |
| Number Screened Out: | 0 | |
| Number Substantiated: | 0 | |
| Number Unsubstantiated: | 0 | |
| Number Active CPS Investigations: | 0 | |



Performance-Based Placement Measures

RBWO Provider GA+SCORECARD - ILP/TLP

Report Quarter: Q3 FY2018

Provider/Program Name: Zion Foundation - Cooper Creek Apts. (5334) - CCI

4800 Burt Mar Drive, Columbus, GA 31907

Phone: 706-940-0370

Vendor ID# 157128

Program Census Information:

Children in Care During
Quarter: 9# Placements During
Quarter: 9# Children in Care On Last
Day: 7

Quarterly Scores (Grades)

Q1: (N/A)

Q2: (N/A)

Q3: 107.06 (A+)

Q4: N/A

Current Quarter Score
(Grade)

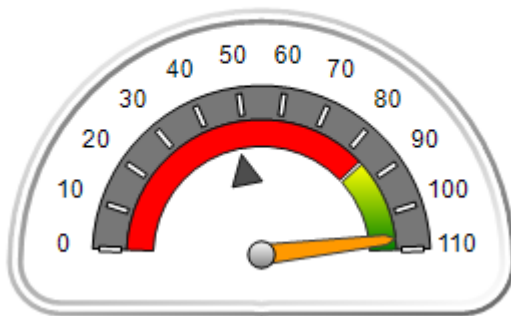
107.06%

(A+)

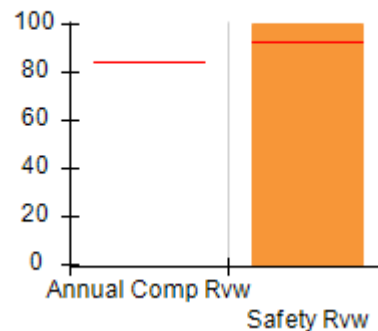
Quarterly Provider Comparisons to All ILP/TLPS

indicates average for all ILP/TLPS

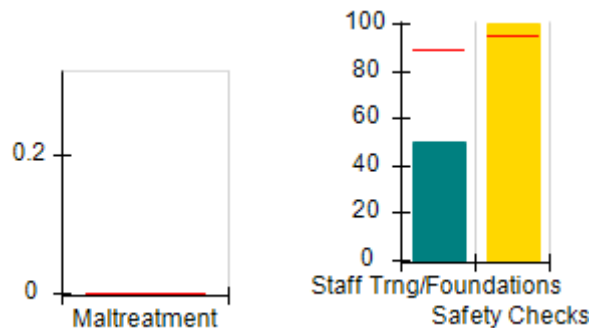
Overall Score (%)



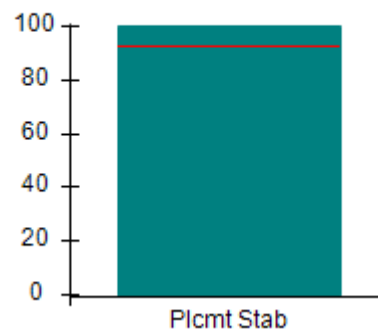
OPM Monitoring Reviews (%)



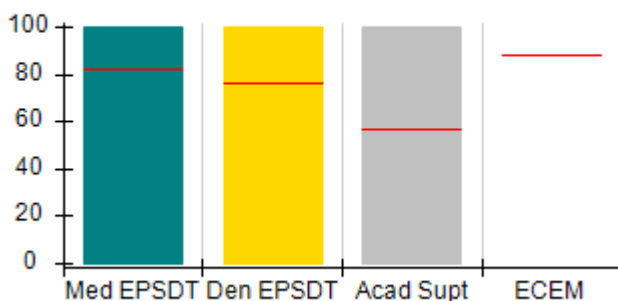
Safety Outcomes (%)



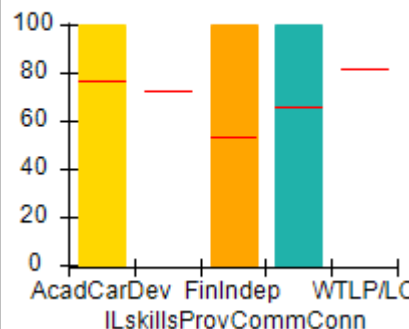
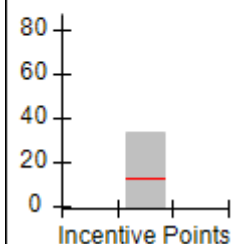
Permanency Outcomes (%)



Well-Being Outcomes (%)



ILP/TLP Outcomes (%)

Incentives
Earned
(Points)



Performance-Based Placement Measures
RBWO Provider GA+SCORECARD - ILP/TLP

Report Quarter: Q3 FY2018

| | | | | |
|---|---|--------------------------------------|---------------------------------|--------------------------------------|
| Provider/Program Name: Zion Foundation - Cooper Creek Apts. (5334) - CCI | | | | |
| 4800 Burt Mar Drive, Columbus, GA 31907 | | Quarterly Scores (Grades) | | Current Quarter Score (Grade) |
| Phone: 706-940-0370 | | Q1: (N/A) | Q2: (N/A) | 107.06% |
| Vendor ID# 157128 | | Q3: 107.06 (A+) | Q4: N/A | (A+) |
| Program Census Information: | | # Children in Care During Quarter: 9 | # Placements During Quarter: 9 | # Children in Care On Last Day: 7 |
| | Avg Performance All ILP/TLPs (%) | Provider Performance (%)* | Possible Points (Weight) | Provider Points Earned |
| OPM Monitoring Reviews | | | | |
| Annual Comprehensive Reviews | 84% | Not Yet Conducted | | |
| Safety Reviews | 93% | 100% | 5 | 5.00 |
| Monitoring Sub-Total | | | 5 | 5.00 |
| ILP/TLP Safety Outcomes | | | | |
| Incidence of Maltreatment | 0.00% | No Substantiated Reports | 3 | 3.00 |
| Staff Training/Foundations | 89% | 50% | 5 | 2.50 |
| Staff Safety Checks | 95% | 100% | 5 | 5.00 |
| Safety Sub-Total | | | 13 | 10.50 |
| ILP/TLP Permanency Outcomes | | | | |
| Placement Stability | 93% | 100% | 3 | 3.00 |
| Permanency Sub-Total | | | 3 | 3.00 |
| ILP/TLP Well-Being Outcomes | | | | |
| EPSDT Medical Visits | 82% | 100% | 5.6 | 5.60 |
| EPSDT Dental Visits | 76% | 100% | 5.6 | 5.60 |
| Academic Supports | 57% | 100% | 2.8 | 2.80 |
| Provider ECEM Visits | 88% | Not Eligible | N/A | |
| Placements with Siblings | No Data | Not Eligible | Not Scored | Not Scored |
| Placements within Legal County | 24% | 0% | Not Scored | Not Scored |
| Well-Being Sub-Total | | | 14 | 14.00 |
| ILP/TLP Specialty Outcomes | | | | |
| Academic/Career Development | 77% | 100% | 25 | 25.00 |
| Ind Living Skills Provision | 73% | Not Eligible | N/A | |
| Financial Independence | 53% | 100% | 12.5 | 12.50 |
| Community Connections | 66% | 100% | 12.5 | 12.50 |
| WTLP/Life Coach | 82% | Not Eligible | N/A | |
| Specialty Sub-Total | | | 50 | 50.00 |

*Performance calculation descriptions can be found in the FY 2018 RBWO PBP Measurements and Standards Guide.



Performance-Based Placement Measures RBWO Provider GA+SCORECARD - ILP/TLP

Report Quarter: Q3 FY2018

| | |
|--|------------------------------|
| Monitoring & Outcomes: Possible Points = 85 | Points Earned = 82.50 |
| Score Before Incentives Credit | 97.06% |
| Incentives Awarded | 10.00 pts |
| PBP Verification | N/A pts |
| Total Score | 107.06% |

| Provider/Program Name: Zion Foundation - Cooper Creek Apts. (5334) - CCI | | | | |
|--|---------------------------------------|--------------------------------------|--------------------------------|-----------------------------------|
| Program Census Information: | | # Children in Care During Quarter: 9 | # Placements During Quarter: 9 | # Children in Care On Last Day: 7 |
| ILP/TLP Incentive Credits | Avg Performance All ILP/TLPs (Points) | Provider Performance (%)* | Possible Points (Weight) | Provider Points Earned |
| No DJJ or DOC Involvement | | 100% | 5 | 5.00 |
| Extended Foster Care Services | | Not Eligible | 5 | |
| Positive Permanency Connections | | 71% | 5 | 3.55 |
| High School Graduation/College Participation/Professional Certification | | 0% | 20 | 0.00 |
| Part-Time Employment with Medical Benefits | | 100% | 20 | 20.00 |
| Living Arrangements at Discharge | | 0% | 20 | 0.00 |
| Additional Academic Supports | | 100% | 2 | 2.00 |
| Additional IL Skills Provision | | 65% | 5 | 3.25 |
| Active Agency Accreditation | | 0% | 4 | 0.00 |
| Staff Clinical Licensure | | 0% | 5 | 0.00 |
| Incentives Total | 12.61 | | 91 | 33.80 |
| *Performance calculation descriptions can be found in the FY 2018 RBWO PBP Measurements and Standards Guide. | | | | |

Child Protective Services Investigations and Dispositions

The following investigations data, which is not used for scoring but is considered significant to a provider's performance, is from Georgia SHINES and is not considered final or complete until the end of the fiscal year.

| | | |
|-----------------------------------|---|--|
| Total Reports: | 0 | |
| Number Screened In: | 0 | |
| Number Screened Out: | 0 | |
| Number Substantiated: | 0 | |
| Number Unsubstantiated: | 0 | |
| Number Active CPS Investigations: | 0 | |



Performance-Based Placement Measures RBWO Provider GA+SCORECARD - ILP/TLP

Report Quarter: Q3 FY2018

Provider/Program Name: Zion Foundation - Hampton Place Apts (5260) - CCI

6511 Thea Lane, Columbus, GA 31907

Phone: 706-940-0370

Vendor ID# 150308

Quarterly Scores (Grades)

Q1: 72.31 (C-)

Q2: 99.21 (A+)

Q3: 105.97 (A+)

Q4: N/A

Current Quarter Score (Grade)

105.97%

(A+)

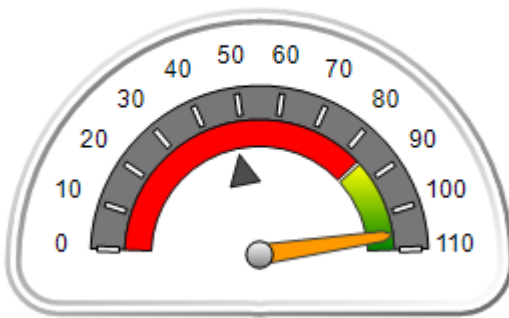
Program Census Information:

Children in Care During
Quarter: 5# Placements During
Quarter: 5# Children in Care On Last
Day: 3

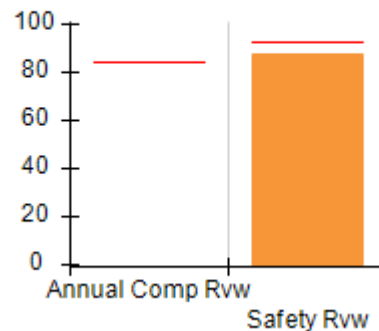
Quarterly Provider Comparisons to All ILP/TLPs

indicates average for all ILP/TLPs

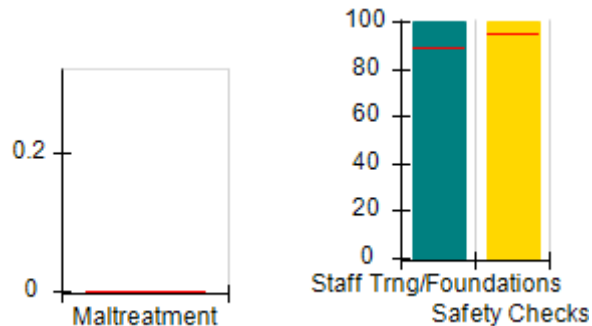
Overall Score (%)



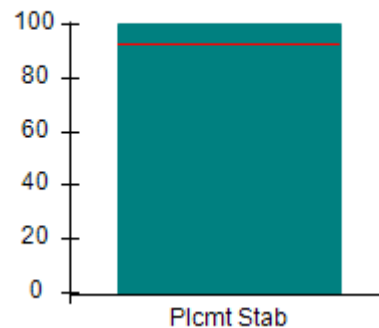
OPM Monitoring Reviews (%)



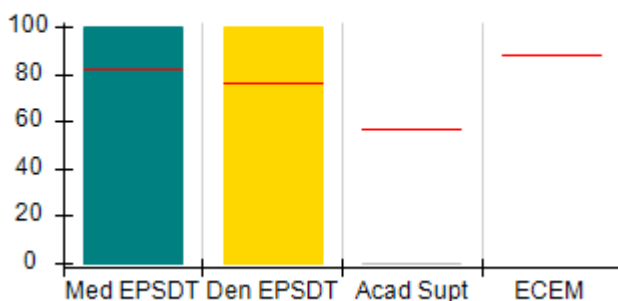
Safety Outcomes (%)



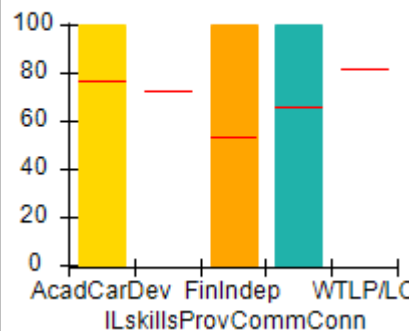
Permanency Outcomes (%)



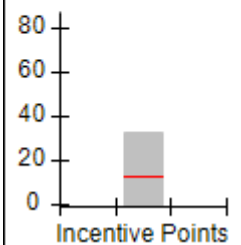
Well-Being Outcomes (%)



ILP/TLP Outcomes (%)



Incentives Earned (Points)





Performance-Based Placement Measures
RBWO Provider GA+SCORECARD - ILP/TLP

Report Quarter: Q3 FY2018

| Provider/Program Name: Zion Foundation - Hampton Place Apts (5260) - CCI | | | | |
|--|----------------------------------|--------------------------------------|--------------------------------|-----------------------------------|
| 6511 Thea Lane, Columbus, GA 31907 | | Quarterly Scores (Grades) | | Current Quarter Score (Grade) |
| Phone: 706-940-0370 | | Q1: 72.31 (C-) | Q2: 99.21 (A+) | 105.97% (A+) |
| Vendor ID# 150308 | | Q3: 105.97 (A+) | Q4: N/A | |
| Program Census Information: | | # Children in Care During Quarter: 5 | # Placements During Quarter: 5 | # Children in Care On Last Day: 3 |
| | Avg Performance All ILP/TLPs (%) | Provider Performance (%)* | Possible Points (Weight) | Provider Points Earned |
| OPM Monitoring Reviews | | | | |
| Annual Comprehensive Reviews | 84% | Not Yet Conducted | | |
| Safety Reviews | 93% | 88% | 5 | 4.38 |
| Monitoring Sub-Total | | | 5 | 4.38 |
| ILP/TLP Safety Outcomes | | | | |
| Incidence of Maltreatment | 0.00% | No Substantiated Reports | 3 | 3.00 |
| Staff Training/Foundations | 89% | 100% | 5 | 5.00 |
| Staff Safety Checks | 95% | 100% | 5 | 5.00 |
| Safety Sub-Total | | | 13 | 13.00 |
| ILP/TLP Permanency Outcomes | | | | |
| Placement Stability | 93% | 100% | 3 | 3.00 |
| Permanency Sub-Total | | | 3 | 3.00 |
| ILP/TLP Well-Being Outcomes | | | | |
| EPSDT Medical Visits | 82% | 100% | 5.6 | 5.60 |
| EPSDT Dental Visits | 76% | 100% | 5.6 | 5.60 |
| Academic Supports | 57% | 0% | 2.8 | 0.00 |
| Provider ECEM Visits | 88% | Not Eligible | N/A | |
| Placements with Siblings | No Data | Not Eligible | Not Scored | Not Scored |
| Placements within Legal County | 24% | 0% | Not Scored | Not Scored |
| Well-Being Sub-Total | | | 14 | 11.20 |
| ILP/TLP Specialty Outcomes | | | | |
| Academic/Career Development | 77% | 100% | 25 | 25.00 |
| Ind Living Skills Provision | 73% | Not Eligible | N/A | |
| Financial Independence | 53% | 100% | 12.5 | 12.50 |
| Community Connections | 66% | 100% | 12.5 | 12.50 |
| WTLP/Life Coach | 82% | Not Eligible | N/A | |
| Specialty Sub-Total | | | 50 | 50.00 |
| *Performance calculation descriptions can be found in the FY 2018 RBWO PBP Measurements and Standards Guide. | | | | |



Performance-Based Placement Measures RBWO Provider GA+SCORECARD - ILP/TLP

Report Quarter: Q3 FY2018

| | |
|--|------------------------------|
| Monitoring & Outcomes: Possible Points = 85 | Points Earned = 81.58 |
| Score Before Incentives Credit | 95.97% |
| Incentives Awarded | 10.00 pts |
| PBP Verification | N/A pts |
| Total Score | 105.97% |

| Provider/Program Name: Zion Foundation - Hampton Place Apts (5260) - CCI | | | | |
|--|---------------------------------------|--------------------------------------|--------------------------------|-----------------------------------|
| Program Census Information: | | # Children in Care During Quarter: 5 | # Placements During Quarter: 5 | # Children in Care On Last Day: 3 |
| ILP/TLP Incentive Credits | Avg Performance All ILP/TLPs (Points) | Provider Performance (%)* | Possible Points (Weight) | Provider Points Earned |
| No DJJ or DOC Involvement | | 100% | 5 | 5.00 |
| Extended Foster Care Services | | 100% | 5 | 5.00 |
| Positive Permanency Connections | | 50% | 5 | 2.50 |
| High School Graduation/College Participation/Professional Certification | | 33% | 20 | 6.60 |
| Part-Time Employment with Medical Benefits | | 50% | 20 | 10.00 |
| Living Arrangements at Discharge | | 0% | 20 | 0.00 |
| Additional Academic Supports | | 0% | 2 | 0.00 |
| Additional IL Skills Provision | | 64% | 5 | 3.20 |
| Active Agency Accreditation | | 0% | 4 | 0.00 |
| Staff Clinical Licensure | | 0% | 5 | 0.00 |
| Incentives Total | 12.61 | | 91 | 32.30 |
| *Performance calculation descriptions can be found in the FY 2018 RBWO PBP Measurements and Standards Guide. | | | | |

Child Protective Services Investigations and Dispositions

The following investigations data, which is not used for scoring but is considered significant to a provider's performance, is from Georgia SHINES and is not considered final or complete until the end of the fiscal year.

| | | |
|-----------------------------------|---|--|
| Total Reports: | 0 | |
| Number Screened In: | 0 | |
| Number Screened Out: | 0 | |
| Number Substantiated: | 0 | |
| Number Unsubstantiated: | 0 | |
| Number Active CPS Investigations: | 0 | |



Performance-Based Placement Measures

RBWO Provider GA+SCORECARD - ILP/TLP

Report Quarter: Q3 FY2018

Provider/Program Name: Zion Foundation - Wildwood Apts (5333) - CCI

1315 Wildwood Avenue, Columbus, GA 31906

Phone: 706-940-0370

Vendor ID# 157129

Quarterly Scores (Grades)

Q1: (N/A)

Q2: (N/A)

Q3: 106.88 (A+)

Q4: N/A

Current Quarter Score (Grade)

106.88%

(A+)

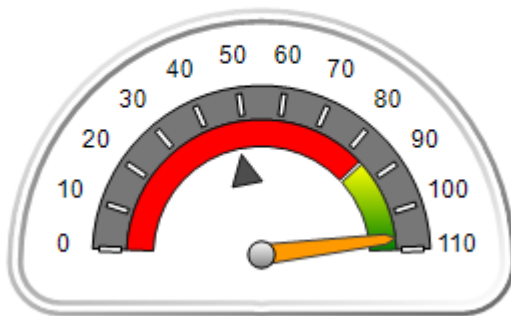
Program Census Information:

Children in Care During
Quarter: 8# Placements During
Quarter: 8# Children in Care On Last
Day: 7

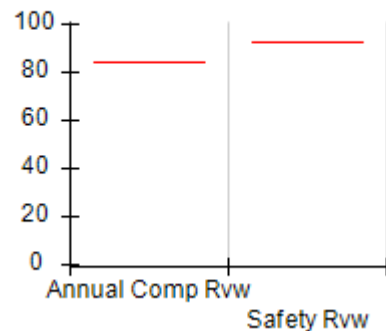
Quarterly Provider Comparisons to All ILP/TLPS

indicates average for all ILP/TLPS

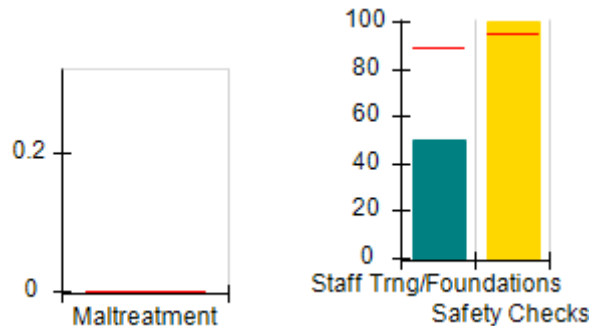
Overall Score (%)



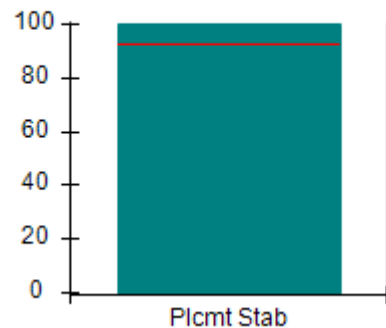
OPM Monitoring Reviews (%)



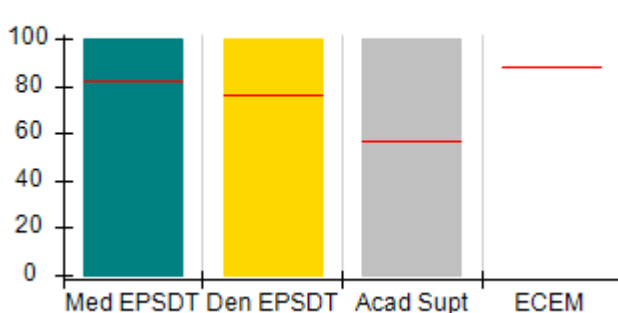
Safety Outcomes (%)



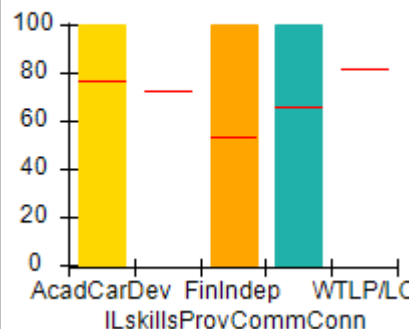
Permanency Outcomes (%)



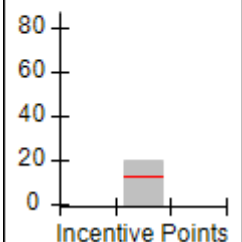
Well-Being Outcomes (%)



ILP/TLP Outcomes (%)



Incentives Earned (Points)





Performance-Based Placement Measures RBWO Provider GA+SCORECARD - ILP/TLP

Report Quarter: Q3 FY2018

Provider/Program Name: Zion Foundation - Wildwood Apts (5333) - CCI

1315 Wildwood Avenue, Columbus, GA 31906

Phone: 706-940-0370

Vendor ID# 157129

Quarterly Scores (Grades)
**Current Quarter Score
(Grade)**

Q1: (N/A)

Q2: (N/A)

106.88%

Q3: 106.88 (A+)

Q4: N/A

(A+)

Program Census Information:

Children in Care During
Quarter: 8# Placements During
Quarter: 8# Children in Care On
Last Day: 7
**Avg
Performance All
ILP/TLPs (%)**
**Provider
Performance (%)***
**Possible Points
(Weight)**
**Provider Points
Earned**
OPM Monitoring Reviews

Annual Comprehensive Reviews

84%

Not Yet Conducted

Safety Reviews

93%

Not Yet Conducted

Monitoring Sub-Total
0.00
ILP/TLP Safety Outcomes

Incidence of Maltreatment

0.00%

No Substantiated
Reports

3

3.00

Staff Training/Foundations

89%

50%

5

2.50

Staff Safety Checks

95%

100%

5

5.00

Safety Sub-Total
13
10.50
ILP/TLP Permanency Outcomes

Placement Stability

93%

100%

3

3.00

Permanency Sub-Total
3
3.00
ILP/TLP Well-Being Outcomes

EPSDT Medical Visits

82%

100%

5.6

5.60

EPSDT Dental Visits

76%

100%

5.6

5.60

Academic Supports

57%

100%

2.8

2.80

Provider ECEM Visits

88%

Not Eligible

N/A

Placements with Siblings

No Data

100%

Not Scored

Not Scored

Placements within Legal County

24%

50%

Not Scored

Not Scored

Well-Being Sub-Total
14
14.00
ILP/TLP Specialty Outcomes

Academic/Career Development

77%

100%

25

25.00

Ind Living Skills Provision

73%

Not Eligible

N/A

Financial Independence

53%

100%

12.5

12.50

Community Connections

66%

100%

12.5

12.50

WTLP/Life Coach

82%

Not Eligible

N/A

Specialty Sub-Total
50
50.00

*Performance calculation descriptions can be found in the FY 2018 RBWO PBP Measurements and Standards Guide.



Performance-Based Placement Measures RBWO Provider GA+SCORECARD - ILP/TLP

Report Quarter: Q3 FY2018

| | |
|--|------------------------------|
| Monitoring & Outcomes: Possible Points = 80 | Points Earned = 77.50 |
| Score Before Incentives Credit | 96.88% |
| Incentives Awarded | 10.00 pts |
| PBP Verification | N/A pts |
| Total Score | 106.88% |

| Provider/Program Name: Zion Foundation - Wildwood Apts (5333) - CCI | | | | |
|---|---------------------------------------|--------------------------------------|--------------------------------|-----------------------------------|
| Program Census Information: | | # Children in Care During Quarter: 8 | # Placements During Quarter: 8 | # Children in Care On Last Day: 7 |
| ILP/TLP Incentive Credits | Avg Performance All ILP/TLPs (Points) | Provider Performance (%)* | Possible Points (Weight) | Provider Points Earned |
| No DJJ or DOC Involvement | | 100% | 5 | 5.00 |
| Extended Foster Care Services | | Not Eligible | 5 | |
| Positive Permanency Connections | | 50% | 5 | 2.50 |
| High School Graduation/College Participation/Professional Certification | | 43% | 20 | 8.60 |
| Part-Time Employment with Medical Benefits | | 0% | 20 | 0.00 |
| Living Arrangements at Discharge | | 0% | 20 | 0.00 |
| Additional Academic Supports | | 100% | 2 | 2.00 |
| Additional IL Skills Provision | | 44% | 5 | 2.20 |
| Active Agency Accreditation | | 0% | 4 | 0.00 |
| Staff Clinical Licensure | | 0% | 5 | 0.00 |
| Incentives Total | 12.61 | | 91 | 20.30 |

*Performance calculation descriptions can be found in the FY 2018 RBWO PBP Measurements and Standards Guide.

| Child Protective Services Investigations and Dispositions | | |
|--|---|--|
| The following investigations data, which is not used for scoring but is considered significant to a provider's performance, is from Georgia SHINES and is not considered final or complete until the end of the fiscal year. | | |
| Total Reports: | 0 | |
| Number Screened In: | 0 | |
| Number Screened Out: | 0 | |
| Number Substantiated: | 0 | |
| Number Unsubstantiated: | 0 | |
| Number Active CPS Investigations: | 0 | |

**Performance-Based Placement Measures**
RBWO Provider GA+SCORECARD - ILP/TLP

Report Quarter: Q3 FY2018

Provider/Program Name: Zion Foundation - Willow Creek Apts (5261) - CCI

3700 Buena Vista Rd., Columbus, GA 31906

Phone: 706-940-0370

Vendor ID# 144023

Quarterly Scores (Grades)

Q1: 80.99 (B-)

Q2: 105.50 (A+)

Q3: 103.96 (A+)

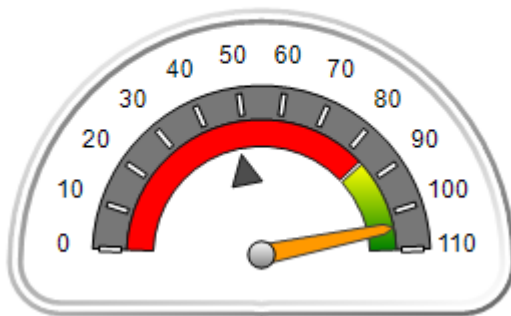
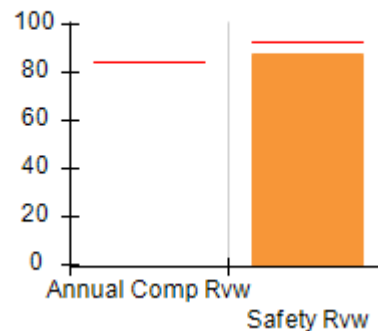
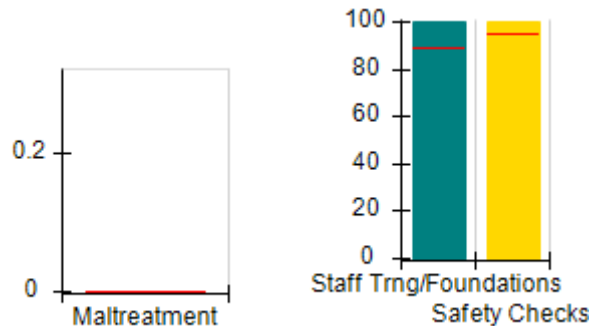
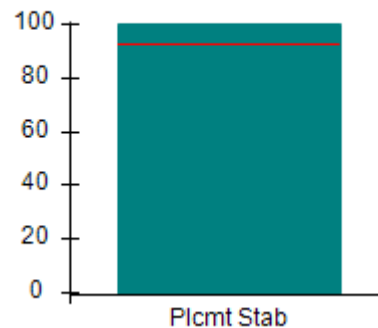
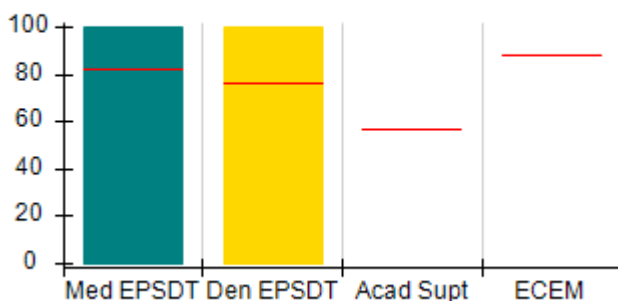
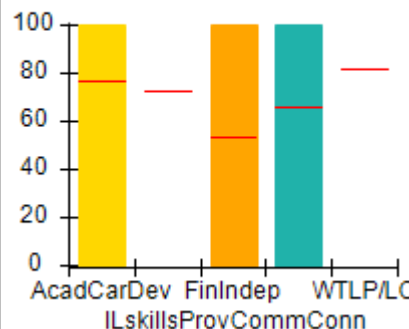
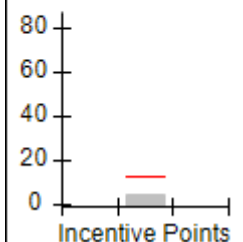
Q4: N/A

Current Quarter Score (Grade)**103.96%****(A+)**

Program Census Information:

Children in Care During
Quarter: 6# Placements During
Quarter: 6# Children in Care On Last
Day: 6**Quarterly Provider Comparisons to All ILP/TLPs**

▼ — indicates average for all ILP/TLPs

Overall Score (%)**OPM Monitoring Reviews (%)****Safety Outcomes (%)****Permanency Outcomes (%)****Well-Being Outcomes (%)****ILP/TLP Outcomes (%)****Incentives Earned (Points)**



Performance-Based Placement Measures
RBWO Provider GA+SCORECARD - ILP/TLP

Report Quarter: Q3 FY2018

| | | | | |
|--|---|--------------------------------------|---------------------------------|--------------------------------------|
| Provider/Program Name: Zion Foundation - Willow Creek Apts (5261) - CCI | | | | |
| 3700 Buena Vista Rd., Columbus, GA 31906 | | Quarterly Scores (Grades) | | Current Quarter Score (Grade) |
| Phone: 706-940-0370 | | Q1: 80.99 (B-) | Q2: 105.50 (A+) | 103.96% (A+) |
| Vendor ID# 144023 | | Q3: 103.96 (A+) | Q4: N/A | |
| Program Census Information: | | # Children in Care During Quarter: 6 | # Placements During Quarter: 6 | # Children in Care On Last Day: 6 |
| | Avg Performance All ILP/TLPs (%) | Provider Performance (%)* | Possible Points (Weight) | Provider Points Earned |
| OPM Monitoring Reviews | | | | |
| Annual Comprehensive Reviews | 84% | Not Yet Conducted | | |
| Safety Reviews | 93% | 88% | 5 | 4.38 |
| Monitoring Sub-Total | | | 5 | 4.38 |
| ILP/TLP Safety Outcomes | | | | |
| Incidence of Maltreatment | 0.00% | Not Eligible | | |
| Staff Training/Foundations | 89% | 100% | 6.5 | 6.50 |
| Staff Safety Checks | 95% | 100% | 6.5 | 6.50 |
| Safety Sub-Total | | | 13 | 13.00 |
| ILP/TLP Permanency Outcomes | | | | |
| Placement Stability | 93% | 100% | 3 | 3.00 |
| Permanency Sub-Total | | | 3 | 3.00 |
| ILP/TLP Well-Being Outcomes | | | | |
| EPSDT Medical Visits | 82% | 100% | 7 | 7.00 |
| EPSDT Dental Visits | 76% | 100% | 7 | 7.00 |
| Academic Supports | 57% | Not Eligible | | |
| Provider ECEM Visits | 88% | Not Eligible | N/A | |
| Placements with Siblings | No Data | Not Eligible | Not Scored | Not Scored |
| Placements within Legal County | 24% | Not Eligible | Not Scored | Not Scored |
| Well-Being Sub-Total | | | 14 | 14.00 |
| ILP/TLP Specialty Outcomes | | | | |
| Academic/Career Development | 77% | 100% | 25 | 25.00 |
| Ind Living Skills Provision | 73% | Not Eligible | N/A | |
| Financial Independence | 53% | 100% | 12.5 | 12.50 |
| Community Connections | 66% | 100% | 12.5 | 12.50 |
| WTLF/Life Coach | 82% | Not Eligible | N/A | |
| Specialty Sub-Total | | | 50 | 50.00 |
| *Performance calculation descriptions can be found in the FY 2018 RBWO PBP Measurements and Standards Guide. | | | | |



Performance-Based Placement Measures RBWO Provider GA+SCORECARD - ILP/TLP

Report Quarter: Q3 FY2018

| | |
|--|------------------------------|
| Monitoring & Outcomes: Possible Points = 85 | Points Earned = 84.38 |
| Score Before Incentives Credit | 99.26% |
| Incentives Awarded | 04.70 pts |
| PBP Verification | N/A pts |
| Total Score | 103.96% |

| Provider/Program Name: Zion Foundation - Willow Creek Apts (5261) - CCI | | | | |
|---|---------------------------------------|--------------------------------------|--------------------------------|-----------------------------------|
| Program Census Information: | | # Children in Care During Quarter: 6 | # Placements During Quarter: 6 | # Children in Care On Last Day: 6 |
| ILP/TLP Incentive Credits | Avg Performance All ILP/TLPs (Points) | Provider Performance (%)* | Possible Points (Weight) | Provider Points Earned |
| No DJJ or DOC Involvement | | 94% | 5 | 4.70 |
| Extended Foster Care Services | | 0% | 5 | 0.00 |
| Positive Permanency Connections | | 0% | 5 | 0.00 |
| High School Graduation/College Participation/Professional Certification | | 0% | 20 | 0.00 |
| Part-Time Employment with Medical Benefits | | Not Eligible | 20 | |
| Living Arrangements at Discharge | | Not Eligible | 20 | |
| Additional Academic Supports | | Not Eligible | 2 | |
| Additional IL Skills Provision | | 0% | 5 | 0.00 |
| Active Agency Accreditation | | 0% | 4 | 0.00 |
| Staff Clinical Licensure | | 0% | 5 | 0.00 |
| Incentives Total | 12.61 | | 91 | 4.70 |

*Performance calculation descriptions can be found in the FY 2018 RBWO PBP Measurements and Standards Guide.

| Child Protective Services Investigations and Dispositions | | |
|--|---|--|
| The following investigations data, which is not used for scoring but is considered significant to a provider's performance, is from Georgia SHINES and is not considered final or complete until the end of the fiscal year. | | |
| Total Reports: | 0 | |
| Number Screened In: | 0 | |
| Number Screened Out: | 0 | |
| Number Substantiated: | 0 | |
| Number Unsubstantiated: | 0 | |
| Number Active CPS Investigations: | 0 | |