



RBWO Provider GA+SCORECARD - ILP

Performance-Based Placement Measures

FY 2017 Qtr 2

Office of Provider Management,
Georgia Department of Human Services

Care Solutions, Inc.



**RBWO Provider GA+SCORECARD - ILP**
FY2017 - Quarter 2**Table of Contents**

Provider	Page
A Change Generation - (5202) - CCI	1
Beth-Ester Ministries - Restoration House ILP (5170) - CCI	4
Carl Malone Foundation, Inc. - Mercy's Door - IV (5142) - CCI	7
Carrie Steele-Pitts Home, Inc. - Independent Living (5129) - CCI	10
Center for Children and Young Adults, The - Connections ILP (5220) - CCI	13
Center for Children and Young Adults, The - ILP Prep TLP (5114) - CCI	16
Center for Children and Young Adults, The - Life Works TLP (580) - CCI	19
Champion House - (5212) - CCI	22
CHRIS 180 Inc. - Summit Trail Boys ILP (4675) - CCI	25
CHRIS 180 Inc. - Summit Trail Girls ILP (4674) - CCI	28
Devereux GA Treatment Network - Project Plus (4429) - CCI	31
Elks Aidmore Children's Center - Transitional Living Program (629) - CCI	34
Embracing Communities, Inc. - ILP (5198) - CCI	37
ENA, Inc., dba NECCO (formerly GA SAFE) - Albany ILP (5171) - CCI	40
ENA, Inc., dba NECCO (formerly GA SAFE) - Jonesboro ILP (5136) - CCI	43
ENA, Inc., dba NECCO (formerly GA SAFE) - Macon ILP (5172) - CCI	46
ENA, Inc., dba NECCO (formerly GA SAFE) - Martinez ILP (5137) - CCI	49
Exquisite Care - ILP (5195) - CCI	52
Families First - Transitional Living Program (643) - CCI	55
Families First - Weaver Gardens (5217) - CCI	58
Goshen Valley Foundation - Goshen New Beginnings ILP (5130) - CCI	61
Greenbriar Children's Center - ILP Program (5118) - CCI	64
Gwinnett Children's Shelter - Girls Teen Development Program (1029) - CCI	67
Haven Heart's Community Development Center - A Change of Heart (5227) - CCI	70
Haven Heart's Community Development Center - Have A Heart For Haven (5151) - CCI	73
Haven Heart's Community Development Center - Making A Difference (5152) - CCI	76
House of Dawn - ILP (5155) - CCI	79
Life Skills Community Center - (5204) - CCI	82
Little Debbie's Second Chance Home, Inc. - Redan (5213) - CCI	85
Little Debbie's Second Chance Home, Inc. - TLP (967) - CCI	88
Madi's House - Madi's House (5180) - CCI	91
Mentoring Youth Services - ILP (5165) - CCI	94
North Georgia Angel House - TLP (5126) - CCI	97
Open Door Home - Girls ILP (5131) - CCI	100
Positive Growth - Ponce de Leon Ave. II - TLP (955) - CCI	103



DHS, DFCS, Office of Provider Management
RBWO Provider GA+SCORECARD - ILP
FY2017 - Quarter 2



Table of Contents

Provider	Page
Seeds of Excellence - ILP (5192) - CCI	106
Stroman Account & Property - ILP College Park (5157) - CCI	109
Stroman Account & Property - ILP Union City (5156) - CCI	112
Turning Point Homes - Independent Living Program (832) - CCI	115
United Methodist Children Home of the North GA Conference - ILP (4428) - CCI	118
United Methodist Children Home of the North GA Conference - On-Campus TLP (Hybrid) (849) - CCI	121
Wellspring Living, Inc. - ILP (5210) - CCI	124



Performance-Based Placement Measures RBWO Provider GA+SCORECARD - ILP/TLP

Report Quarter: Q2 FY2017

Provider/Program Name: A Change Generation - (5202) - CCI

100 Walden Brook Drive, Lithonia, GA 30038

Phone: 470-282-3187

Vendor ID# 132165

Quarterly Scores (Grades)

Q1: 89.96 (B+)

Q2: 76.28 (C)

Q3: N/A

Q4: N/A

Current Quarter Score (Grade)

76.28%

(C)

Program Census Information:

Children in Care During Quarter: 11

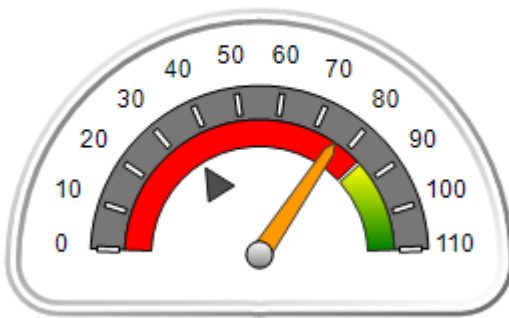
Placements During Quarter: 11

Children in Care On Last Day: 7

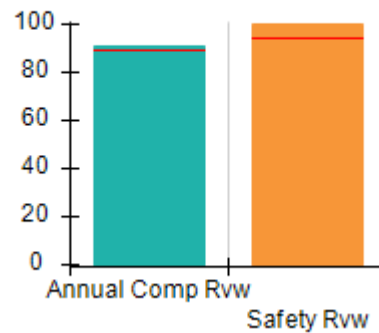
Quarterly Provider Comparisons to All ILP/TLPs

▼ indicates average for all ILP/TLPs

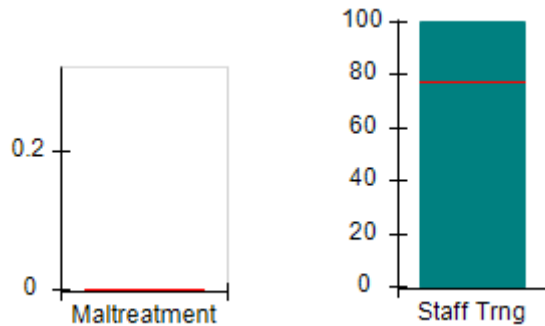
Overall Score (%)



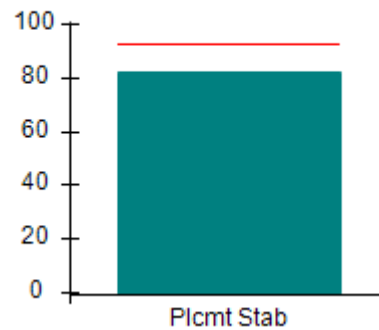
OPM Monitoring Reviews (%)



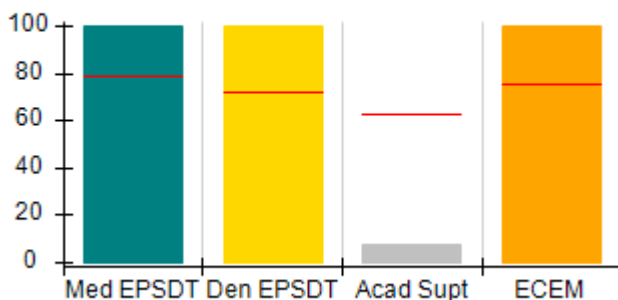
Safety Outcomes (%)



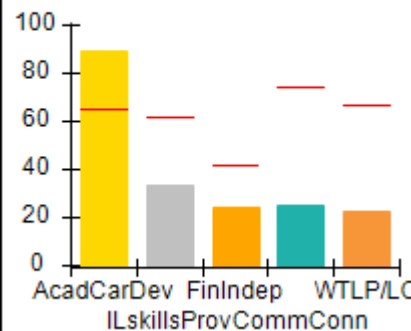
Permanency Outcomes (%)



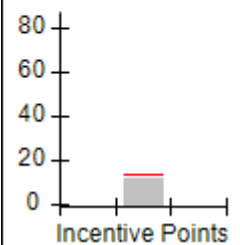
Well-Being Outcomes (%)



ILP/TLP Outcomes (%)



Incentives Earned (Points)





**Performance-Based Placement Measures
RBWO Provider GA+SCORECARD - ILP/TLP**

Report Quarter: Q2 FY2017

Provider/Program Name: A Change Generation - (5202) - CCI				
100 Walden Brook Drive, Lithonia, GA 30038		Quarterly Scores (Grades)		Current Quarter Score (Grade)
Phone: 470-282-3187		Q1: 89.96 (B+)	Q2: 76.28 (C)	76.28%
Vendor ID# 132165		Q3: N/A	Q4: N/A	(C)
Program Census Information:		# Children in Care During Quarter: 11	# Placements During Quarter: 11	# Children in Care On Last Day: 7
	Avg Performance All ILP/TLPs (%)	Provider Performance (%)*	Possible Points (Weight)	Provider Points Earned
OPM Monitoring Reviews				
Annual Comprehensive Reviews	89%	91%	15	13.64
Safety Reviews	94%	100%	5	5.00
Monitoring Sub-Total			20	18.64
ILP/TLP Safety Outcomes				
Incidence of Maltreatment	0.00%	No Substantiated Reports	3	3.00
Staff Training	77%	100%	10	10.00
Safety Sub-Total			13	13.00
ILP/TLP Permanency Outcomes				
Placement Stability	93%	82%	3	2.46
Permanency Sub-Total			3	2.46
ILP/TLP Well-Being Outcomes				
EPSDT Medical Visits	79%	100%	4	4.00
EPSDT Dental Visits	72%	100%	4	4.00
Academic Supports	63%	8%	2	0.16
Provider ECEM Visits	75%	100%	4	4.00
Placements with Siblings	No Data	Not Eligible	Not Scored	Not Scored
Placements within Legal County	26%	50%	Not Scored	Not Scored
Well-Being Sub-Total			14	12.58
ILP/TLP Specialty Outcomes				
Academic/Career Development	65%	89%	10	8.90
Ind Living Skills Provision	62%	33%	15	4.95
Financial Independence	42%	24%	5	1.20
Community Connections	74%	25%	5	1.25
WTLP/Life Coach	67%	22%	15	3.30
Specialty Sub-Total			50	19.60
*Performance calculation descriptions can be found in the FY 2017 RBWO PBP Measurements and Standards Guide.				

Monitoring & Outcomes: Possible Points = 100	Points Earned = 66.28
---------------------------------------------------------	------------------------------



Performance-Based Placement Measures RBWO Provider GA+SCORECARD - ILP/TLP

Report Quarter: Q2 FY2017

Score Before Incentives Credit	66.28%
Incentives Awarded	10.00 pts
PBP Verification	N/A pts
Total Score	76.28%

Provider/Program Name: A Change Generation - (5202) - CCI				
Program Census Information:		# Children in Care During Quarter: 11	# Placements During Quarter: 11	# Children in Care On Last Day: 7
ILP/TLP Incentive Credits	Avg Performance All ILP/TLPs (Points)	Provider Performance (%)*	Possible Points (Weight)	Provider Points Earned
No DJJ or DOC Involvement		100%	5	5.00
Extended Foster Care Services		Not Eligible	5	
Positive Permanency Connections		0%	5	0.00
High School Graduation/College Participation/Professional Certification		29%	20	5.80
Part-Time Employment with Medical Benefits		0%	20	0.00
Living Arrangements at Discharge		0%	20	0.00
Additional Academic Supports		0%	2	0.00
Additional IL Skills Provision		28%	5	1.40
Active Agency Accreditation		0%	4	0.00
Staff Clinical Licensure		0%	5	0.00
Incentives Total	13.68		91	12.20

*Performance calculation descriptions can be found in the FY 2017 RBWO PBP Measurements and Standards Guide.

Child Protective Services Investigations and Dispositions		
The following investigations data, which is not used for scoring but is considered significant to a provider's performance, is from Georgia SHINES and is not considered final or complete until the end of the fiscal year.		
Total Reports:	0	
Number Screened In:	0	
Number Screened Out:	0	
Number Substantiated:	0	
Number Unsubstantiated:	0	
Number Active CPS Investigations:	0	



Performance-Based Placement Measures **RBWO Provider GA+SCORECARD - ILP/TLP**

Report Quarter: Q2 FY2017

Provider/Program Name: Ark Family Counseling Center, The - Prep Program (5148) - CCI

4572 Lionshead Circle, Lithonia, GA 30038

Phone: 404-748-1088

Vendor ID# 115563

Quarterly Scores (Grades)		Current Quarter Score (Grade)
Q1: 25.00 (F)	Q2: 25.00 (F)	25.00% (F)
Q3: N/A	Q4: N/A	

Program Census Information:

Children in Care During Quarter: 0

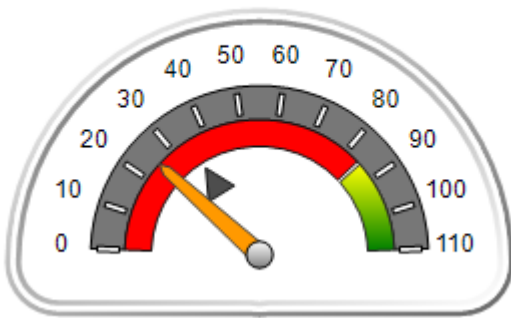
Placements During Quarter: 0

Children in Care On Last Day: 0

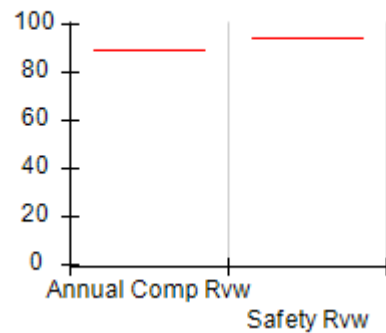
Quarterly Provider Comparisons to All ILP/TLPs

▼ indicates average for all ILP/TLPs

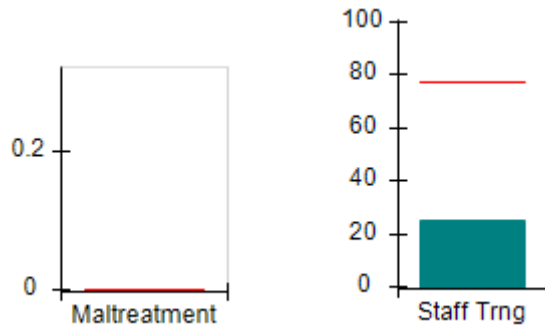
Overall Score (%)



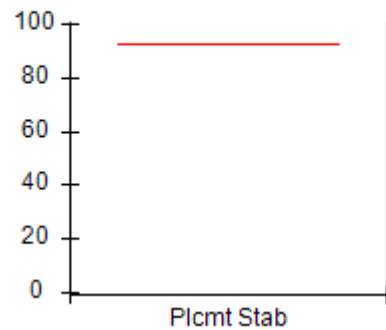
OPM Monitoring Reviews (%)



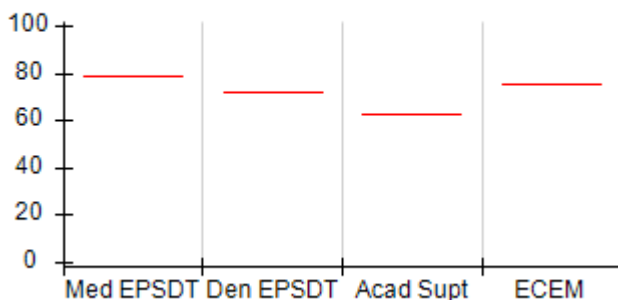
Safety Outcomes (%)



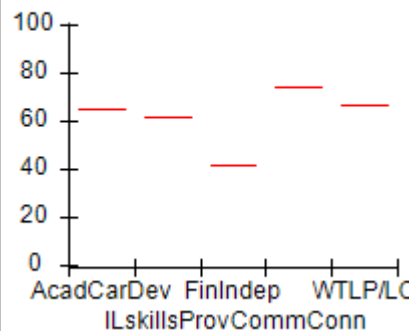
Permanency Outcomes (%)



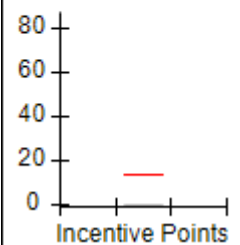
Well-Being Outcomes (%)



ILP/TLP Outcomes (%)



Incentives Earned (Points)





Performance-Based Placement Measures RBWO Provider GA+SCORECARD - ILP/TLP

Report Quarter: Q2 FY2017

Provider/Program Name: Ark Family Counseling Center, The - Prep Program (5148) - CCI

4572 Lionshead Circle, Lithonia, GA 30038 Phone: 404-748-1088 Vendor ID# 115563	Quarterly Scores (Grades)		Current Quarter Score (Grade)
	Q1: 25.00 (F)	Q2: 25.00 (F)	25.00% (F)
	Q3: N/A	Q4: N/A	

Program Census Information:	# Children in Care During Quarter: 0	# Placements During Quarter: 0	# Children in Care On Last Day: 0
-----------------------------	--------------------------------------	--------------------------------	-----------------------------------

	Avg Performance All ILP/TLPs (%)	Provider Performance (%)*	Possible Points (Weight)	Provider Points Earned
--	----------------------------------	---------------------------	--------------------------	------------------------

OPM Monitoring Reviews

Annual Comprehensive Reviews	89%	Not Yet Conducted		
Safety Reviews	94%	Not Yet Conducted		
Monitoring Sub-Total				0.00

ILP/TLP Safety Outcomes

Incidence of Maltreatment	0.00%	Not Eligible		
Staff Training	77%	25%	13	3.25
Safety Sub-Total			13	3.25

ILP/TLP Permanency Outcomes

Placement Stability	93%	Not Eligible		
Permanency Sub-Total			N/A	

ILP/TLP Well-Being Outcomes

EPSDT Medical Visits	79%	Not Eligible		
EPSDT Dental Visits	72%	Not Eligible		
Academic Supports	63%	Not Eligible		
Provider ECEM Visits	75%	Not Eligible		
Placements with Siblings	No Data	Not Eligible	Not Scored	Not Scored
Placements within Legal County	26%	Not Eligible	Not Scored	Not Scored
Well-Being Sub-Total			N/A	

ILP/TLP Specialty Outcomes

Academic/Career Development	65%	Not Eligible		
Ind Living Skills Provision	62%	Not Eligible		
Financial Independence	42%	Not Eligible		
Community Connections	74%	Not Eligible		
WTLP/Life Coach	67%	Not Eligible		
Specialty Sub-Total			N/A	

*Performance calculation descriptions can be found in the FY 2017 RBWO PBP Measurements and Standards Guide.

Monitoring & Outcomes: Possible Points = 13	Points Earned = 03.25
Score Before Incentives Credit	
25.00%	



Performance-Based Placement Measures

RBWO Provider GA+SCORECARD - ILP/TLP

Report Quarter: Q2 FY2017

Incentives Awarded	00.00 pts
PBP Verification	N/A pts
Total Score	25.00%

Provider/Program Name: Ark Family Counseling Center, The - Prep Program (5148) - CCI

Program Census Information:		# Children in Care During Quarter: 0	# Placements During Quarter: 0	# Children in Care On Last Day: 0
ILP/TLP Incentive Credits	Avg Performance All ILP/TLPs (Points)	Provider Performance (%)*	Possible Points (Weight)	Provider Points Earned
No DJJ or DOC Involvement		Not Eligible	5	
Extended Foster Care Services		Not Eligible	5	
Positive Permanency Connections		Not Eligible	5	
High School Graduation/College Participation/Professional Certification		Not Eligible	20	
Part-Time Employment with Medical Benefits		Not Eligible	20	
Living Arrangements at Discharge		Not Eligible	20	
Additional Academic Supports		Not Eligible	2	
Additional IL Skills Provision		Not Eligible	5	
Active Agency Accreditation		0%	4	0.00
Staff Clinical Licensure		0%	5	0.00
Incentives Total	13.68		91	0.00

*Performance calculation descriptions can be found in the FY 2017 RBWO PBP Measurements and Standards Guide.

Child Protective Services Investigations and Dispositions

The following investigations data, which is not used for scoring but is considered significant to a provider's performance, is from Georgia SHINES and is not considered final or complete until the end of the fiscal year.

Total Reports:	0
Number Screened In:	0
Number Screened Out:	0
Number Substantiated:	0
Number Unsubstantiated:	0
Number Active CPS Investigations:	0



Performance-Based Placement Measures RBWO Provider GA+SCORECARD - ILP/TLP

Report Quarter: Q2 FY2017

Provider/Program Name: Beth-Ester Ministries - Restoration House ILP (5170) - CCI

163 Hasting St., Newnan, GA 30263

Phone: 678-423-4193

Vendor ID# 115537

Quarterly Scores (Grades)

Q1: 45.21 (F)

Q2: 60.15 (D-)

Q3: N/A

Q4: N/A

Current Quarter Score (Grade)

60.15%

(D-)

Program Census Information:

Children in Care During Quarter: 2

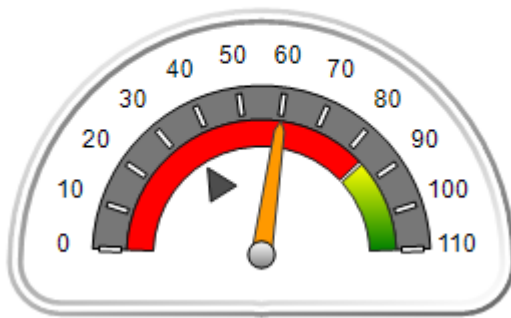
Placements During Quarter: 2

Children in Care On Last Day: 1

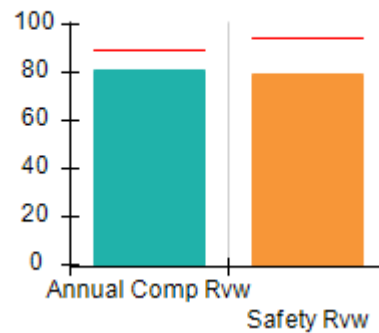
Quarterly Provider Comparisons to All ILP/TLPs

▼ indicates average for all ILP/TLPs

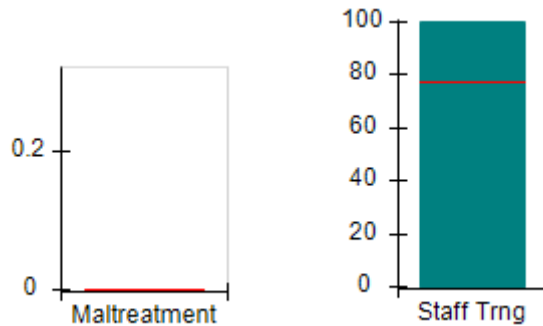
Overall Score (%)



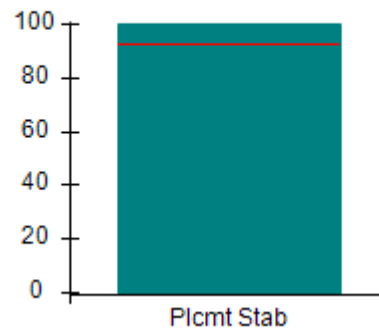
OPM Monitoring Reviews (%)



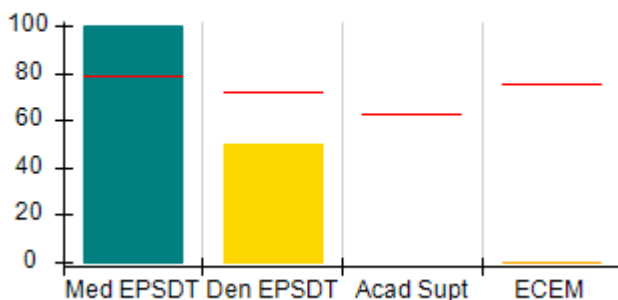
Safety Outcomes (%)



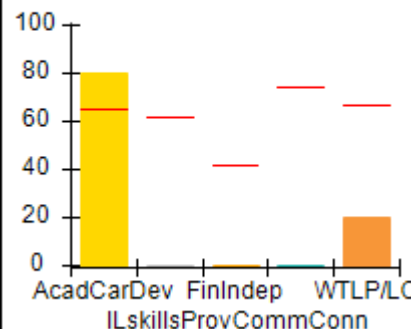
Permanency Outcomes (%)



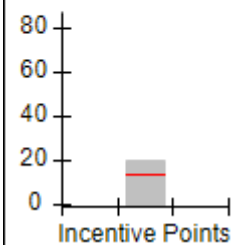
Well-Being Outcomes (%)



ILP/TLP Outcomes (%)



Incentives Earned (Points)





**Performance-Based Placement Measures
RBWO Provider GA+SCORECARD - ILP/TLP**

Report Quarter: Q2 FY2017

Provider/Program Name: Beth-Ester Ministries - Restoration House ILP (5170) - CCI				
163 Hasting St., Newnan, GA 30263		Quarterly Scores (Grades)		Current Quarter Score (Grade)
Phone: 678-423-4193		Q1: 45.21 (F)	Q2: 60.15 (D-)	60.15%
Vendor ID# 115537		Q3: N/A	Q4: N/A	(D-)
Program Census Information:		# Children in Care During Quarter: 2	# Placements During Quarter: 2	# Children in Care On Last Day: 1
	Avg Performance All ILP/TLPs (%)	Provider Performance (%)*	Possible Points (Weight)	Provider Points Earned
OPM Monitoring Reviews				
Annual Comprehensive Reviews	89%	81%	15	12.20
Safety Reviews	94%	79%	5	3.95
Monitoring Sub-Total			20	16.15
ILP/TLP Safety Outcomes				
Incidence of Maltreatment	0.00%	Not Eligible		
Staff Training	77%	100%	13	13.00
Safety Sub-Total			13	13.00
ILP/TLP Permanency Outcomes				
Placement Stability	93%	100%	3	3.00
Permanency Sub-Total			3	3.00
ILP/TLP Well-Being Outcomes				
EPSDT Medical Visits	79%	100%	4.7	4.55
EPSDT Dental Visits	72%	50%	4.7	2.27
Academic Supports	63%	Not Eligible		
Provider ECEM Visits	75%	0%	4.7	0.00
Placements with Siblings	No Data	Not Eligible	Not Scored	Not Scored
Placements within Legal County	26%	Not Eligible	Not Scored	Not Scored
Well-Being Sub-Total			14	7.00
ILP/TLP Specialty Outcomes				
Academic/Career Development	65%	80%	10	8.00
Ind Living Skills Provision	62%	0%	15	0.00
Financial Independence	42%	0%	5	0.00
Community Connections	74%	0%	5	0.00
WTLP/Life Coach	67%	20%	15	3.00
Specialty Sub-Total			50	11.00
*Performance calculation descriptions can be found in the FY 2017 RBWO PBP Measurements and Standards Guide.				

Monitoring & Outcomes: Possible Points = 100	Points Earned = 50.15
Score Before Incentives Credit	
50.15%	



Performance-Based Placement Measures RBWO Provider GA+SCORECARD - ILP/TLP

Report Quarter: Q2 FY2017

Incentives Awarded	10.00 pts
PBP Verification	N/A pts
Total Score	60.15%

Provider/Program Name: Beth-Ester Ministries - Restoration House ILP (5170) - CCI

Program Census Information:		# Children in Care During Quarter: 2	# Placements During Quarter: 2	# Children in Care On Last Day: 1
ILP/TLP Incentive Credits	Avg Performance All ILP/TLPs (Points)	Provider Performance (%)*	Possible Points (Weight)	Provider Points Earned
No DJJ or DOC Involvement		0%	5	0.00
Extended Foster Care Services		Not Eligible	5	
Positive Permanency Connections		0%	5	0.00
High School Graduation/College Participation/Professional Certification		100%	20	20.00
Part-Time Employment with Medical Benefits		0%	20	0.00
Living Arrangements at Discharge		0%	20	0.00
Additional Academic Supports		Not Eligible	2	
Additional IL Skills Provision		0%	5	0.00
Active Agency Accreditation		0%	4	0.00
Staff Clinical Licensure		0%	5	0.00
Incentives Total	13.68		91	20.00

*Performance calculation descriptions can be found in the FY 2017 RBWO PBP Measurements and Standards Guide.

Child Protective Services Investigations and Dispositions

The following investigations data, which is not used for scoring but is considered significant to a provider's performance, is from Georgia SHINES and is not considered final or complete until the end of the fiscal year.

Total Reports:	0	
Number Screened In:	0	
Number Screened Out:	0	
Number Substantiated:	0	
Number Unsubstantiated:	0	
Number Active CPS Investigations:	0	



Performance-Based Placement Measures **RBWO Provider GA+SCORECARD - ILP/TLP**

Report Quarter: Q2 FY2017

Provider/Program Name: Carl Malone Foundation, Inc. - Mercy's Door - IV (5142) - CCI

805 Happy St, Dalton, GA 30721

Phone: 706-277-4883

Vendor ID# 115539

Quarterly Scores (Grades)

Q1: 101.31 (A+)

Q2: 100.46 (A+)

Q3: N/A

Q4: N/A

Current Quarter Score (Grade)

100.46%

(A+)

Program Census Information:

Children in Care During Quarter: 4

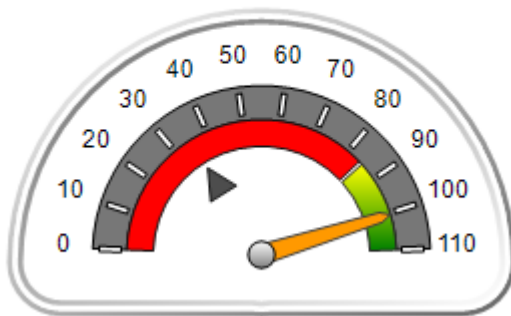
Placements During Quarter: 4

Children in Care On Last Day: 3

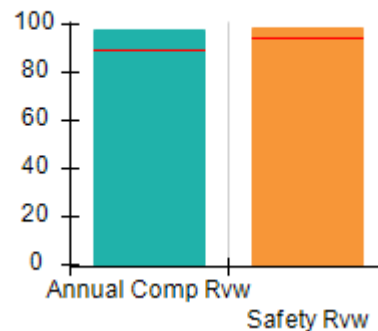
Quarterly Provider Comparisons to All ILP/TLPs

▼ indicates average for all ILP/TLPs

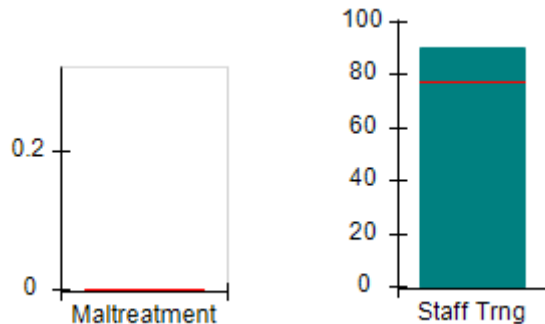
Overall Score (%)



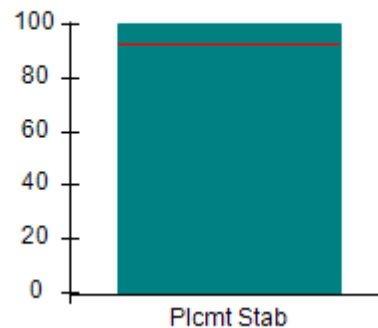
OPM Monitoring Reviews (%)



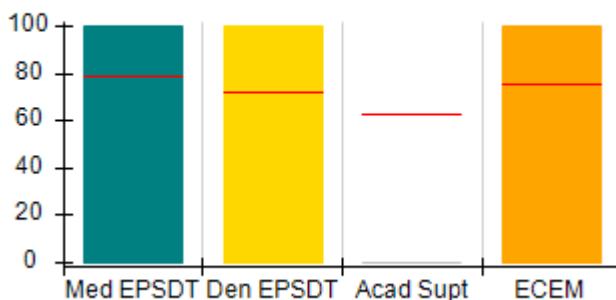
Safety Outcomes (%)



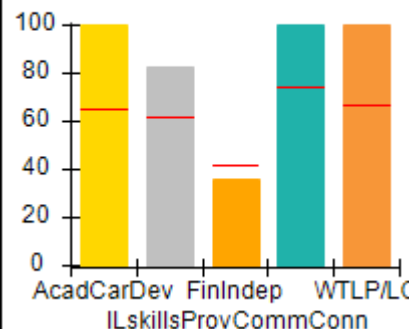
Permanency Outcomes (%)



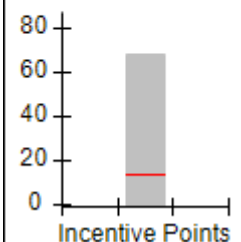
Well-Being Outcomes (%)



ILP/TLP Outcomes (%)



Incentives Earned (Points)





Performance-Based Placement Measures RBWO Provider GA+SCORECARD - ILP/TLP

Report Quarter: Q2 FY2017

Provider/Program Name: Carl Malone Foundation, Inc. - Mercy's Door - IV (5142) - CCI				
805 Happy St, Dalton, GA 30721		Quarterly Scores (Grades)		Current Quarter Score (Grade)
Phone: 706-277-4883		Q1: 101.31 (A+)	Q2: 100.46 (A+)	100.46% (A+)
Vendor ID# 115539		Q3: N/A	Q4: N/A	
Program Census Information:		# Children in Care During Quarter: 4	# Placements During Quarter: 4	# Children in Care On Last Day: 3
	Avg Performance All ILP/TLPs (%)	Provider Performance (%)*	Possible Points (Weight)	Provider Points Earned
OPM Monitoring Reviews				
Annual Comprehensive Reviews	89%	97%	15	14.60
Safety Reviews	94%	98%	5	4.91
Monitoring Sub-Total			20	19.51
ILP/TLP Safety Outcomes				
Incidence of Maltreatment	0.00%	Not Eligible		
Staff Training	77%	90%	13	11.70
Safety Sub-Total			13	11.70
ILP/TLP Permanency Outcomes				
Placement Stability	93%	100%	3	3.00
Permanency Sub-Total			3	3.00
ILP/TLP Well-Being Outcomes				
EPSDT Medical Visits	79%	100%	4	4.00
EPSDT Dental Visits	72%	100%	4	4.00
Academic Supports	63%	0%	2	0.00
Provider ECEM Visits	75%	100%	4	4.00
Placements with Siblings	No Data	Not Eligible	Not Scored	Not Scored
Placements within Legal County	26%	Not Eligible	Not Scored	Not Scored
Well-Being Sub-Total			14	12.00
ILP/TLP Specialty Outcomes				
Academic/Career Development	65%	100%	10	10.00
Ind Living Skills Provision	62%	83%	15	12.45
Financial Independence	42%	36%	5	1.80
Community Connections	74%	100%	5	5.00
WTLP/Life Coach	67%	100%	15	15.00
Specialty Sub-Total			50	44.25
*Performance calculation descriptions can be found in the FY 2017 RBWO PBP Measurements and Standards Guide.				
Monitoring & Outcomes: Possible Points = 100			Points Earned = 90.46	
Score Before Incentives Credit			90.46%	



Performance-Based Placement Measures RBWO Provider GA+SCORECARD - ILP/TLP

Report Quarter: Q2 FY2017

Incentives Awarded	10.00 pts
PBP Verification	N/A pts
Total Score	100.46%

Provider/Program Name: Carl Malone Foundation, Inc. - Mercy's Door - IV (5142) - CCI

Program Census Information:		# Children in Care During Quarter: 4	# Placements During Quarter: 4	# Children in Care On Last Day: 3
ILP/TLP Incentive Credits	Avg Performance All ILP/TLPs (Points)	Provider Performance (%)*	Possible Points (Weight)	Provider Points Earned
No DJJ or DOC Involvement		100%	5	5.00
Extended Foster Care Services		Not Eligible	5	
Positive Permanency Connections		50%	5	2.50
High School Graduation/College Participation/Professional Certification		100%	20	20.00
Part-Time Employment with Medical Benefits		100%	20	20.00
Living Arrangements at Discharge		100%	20	20.00
Additional Academic Supports		0%	2	0.00
Additional IL Skills Provision		0%	5	0.00
Active Agency Accreditation		0%	4	0.00
Staff Clinical Licensure		0%	5	0.00
Incentives Total	13.68		91	67.50

*Performance calculation descriptions can be found in the FY 2017 RBWO PBP Measurements and Standards Guide.

Child Protective Services Investigations and Dispositions

The following investigations data, which is not used for scoring but is considered significant to a provider's performance, is from Georgia SHINES and is not considered final or complete until the end of the fiscal year.

Total Reports:	0	
Number Screened In:	0	
Number Screened Out:	0	
Number Substantiated:	0	
Number Unsubstantiated:	0	
Number Active CPS Investigations:	0	



Performance-Based Placement Measures RBWO Provider GA+SCORECARD - ILP/TLP

Report Quarter: Q2 FY2017

Provider/Program Name: Carrie Steele-Pitts Home, Inc. - Independent Living (5129) - CCI

667 Fairburn Rd., NW, Atlanta, GA 30331

Phone: 404-691-5187

Vendor ID# 109513

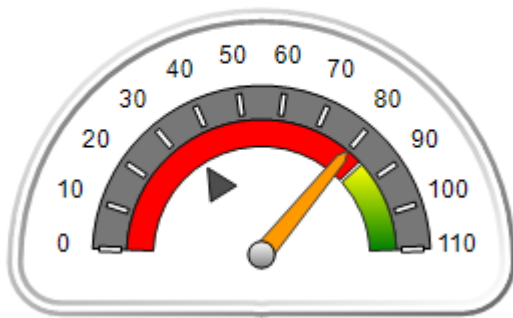
Program Census Information:

Quarterly Scores (Grades)		Current Quarter Score (Grade)
Q1: 80.43 (B-)	Q2: 79.81 (C+)	79.81% (C+)
Q3: N/A	Q4: N/A	
# Children in Care During Quarter: 4	# Placements During Quarter: 4	# Children in Care On Last Day: 4

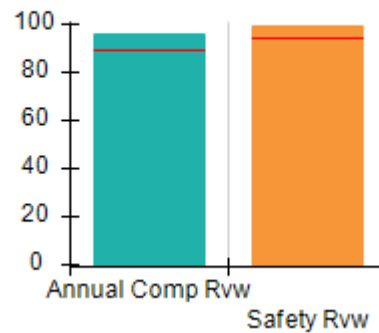
Quarterly Provider Comparisons to All ILP/TLPs

▼ indicates average for all ILP/TLPs

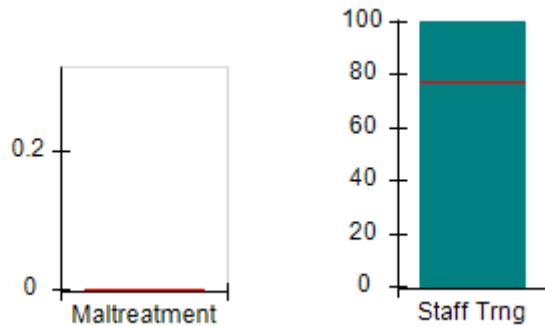
Overall Score (%)



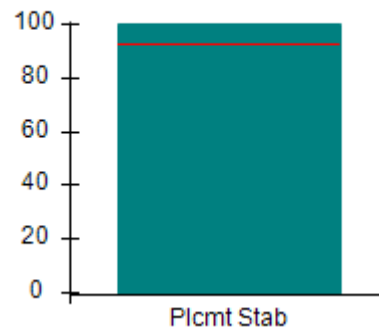
OPM Monitoring Reviews (%)



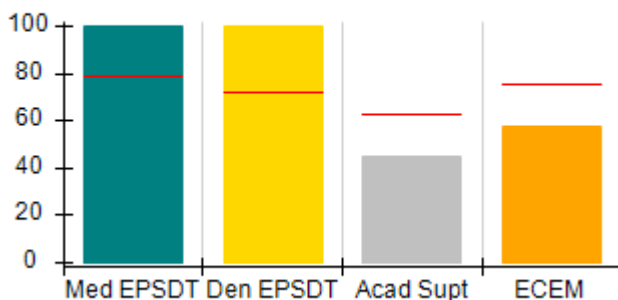
Safety Outcomes (%)



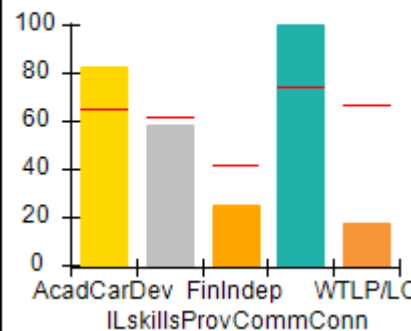
Permanency Outcomes (%)



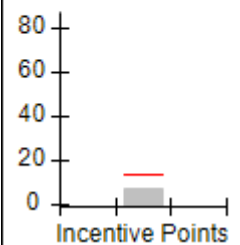
Well-Being Outcomes (%)



ILP/TLP Outcomes (%)



Incentives Earned (Points)





**Performance-Based Placement Measures
RBWO Provider GA+SCORECARD - ILP/TLP**

Report Quarter: Q2 FY2017

Provider/Program Name: Carrie Steele-Pitts Home, Inc. - Independent Living (5129) - CCI				
667 Fairburn Rd., NW, Atlanta, GA 30331		Quarterly Scores (Grades)		Current Quarter Score (Grade)
Phone: 404-691-5187		Q1: 80.43 (B-)	Q2: 79.81 (C+)	79.81%
Vendor ID# 109513		Q3: N/A	Q4: N/A	(C+)
Program Census Information:		# Children in Care During Quarter: 4	# Placements During Quarter: 4	# Children in Care On Last Day: 4
	Avg Performance All ILP/TLPs (%)	Provider Performance (%)*	Possible Points (Weight)	Provider Points Earned
OPM Monitoring Reviews				
Annual Comprehensive Reviews	89%	96%	15	14.35
Safety Reviews	94%	99%	5	4.97
Monitoring Sub-Total			20	19.32
ILP/TLP Safety Outcomes				
Incidence of Maltreatment	0.00%	No Substantiated Reports	3	3.00
Staff Training	77%	100%	10	10.00
Safety Sub-Total			13	13.00
ILP/TLP Permanency Outcomes				
Placement Stability	93%	100%	3	3.00
Permanency Sub-Total			3	3.00
ILP/TLP Well-Being Outcomes				
EPSDT Medical Visits	79%	100%	4	4.00
EPSDT Dental Visits	72%	100%	4	4.00
Academic Supports	63%	45%	2	0.90
Provider ECEM Visits	75%	58%	4	2.32
Placements with Siblings	No Data	Not Eligible	Not Scored	Not Scored
Placements within Legal County	26%	0%	Not Scored	Not Scored
Well-Being Sub-Total			14	11.42
ILP/TLP Specialty Outcomes				
Academic/Career Development	65%	83%	10	8.30
Ind Living Skills Provision	62%	58%	15	8.70
Financial Independence	42%	25%	5	1.25
Community Connections	74%	100%	5	5.00
WTLP/Life Coach	67%	17%	15	2.55
Specialty Sub-Total			50	25.80
*Performance calculation descriptions can be found in the FY 2017 RBWO PBP Measurements and Standards Guide.				

Monitoring & Outcomes: Possible Points = 100	Points Earned = 72.54
---------------------------------------------------------	------------------------------



Performance-Based Placement Measures

RBWO Provider GA+SCORECARD - ILP/TLP

Report Quarter: Q2 FY2017

Score Before Incentives Credit	72.54%
Incentives Awarded	07.27 pts
PBP Verification	N/A pts
Total Score	79.81%

Provider/Program Name: Carrie Steele-Pitts Home, Inc. - Independent Living (5129) - CCI

Program Census Information:		# Children in Care During Quarter: 4	# Placements During Quarter: 4	# Children in Care On Last Day: 4
ILP/TLP Incentive Credits	Avg Performance All ILP/TLPs (Points)	Provider Performance (%)*	Possible Points (Weight)	Provider Points Earned
No DJJ or DOC Involvement		83%	5	4.15
Extended Foster Care Services		Not Eligible	5	
Positive Permanency Connections		0%	5	0.00
High School Graduation/College Participation/Professional Certification		0%	20	0.00
Part-Time Employment with Medical Benefits		Not Eligible	20	
Living Arrangements at Discharge		Not Eligible	20	
Additional Academic Supports		11%	2	0.22
Additional IL Skills Provision		58%	5	2.90
Active Agency Accreditation		0%	4	0.00
Staff Clinical Licensure		0%	5	0.00
Incentives Total	13.68		91	7.27

*Performance calculation descriptions can be found in the FY 2017 RBWO PBP Measurements and Standards Guide.

Child Protective Services Investigations and Dispositions

The following investigations data, which is not used for scoring but is considered significant to a provider's performance, is from Georgia SHINES and is not considered final or complete until the end of the fiscal year.

Total Reports:	0	
Number Screened In:	0	
Number Screened Out:	0	
Number Substantiated:	0	
Number Unsubstantiated:	0	
Number Active CPS Investigations:	0	



Performance-Based Placement Measures RBWO Provider GA+SCORECARD - ILP/TLP

Report Quarter: Q2 FY2017

Provider/Program Name: Center for Children and Young Adults, The - Connections ILP (5220) - CCI

2121 Windy Hill Rd., Marietta, GA 30060

Phone: 770-333-9441

Vendor ID# 138975

Quarterly Scores (Grades)

Current Quarter Score (Grade)

Q1: 71.25 (C-)

Q2: 70.58 (C-)

70.58%

Q3: N/A

Q4: N/A

(C-)

Program Census Information:

Children in Care During Quarter: 1

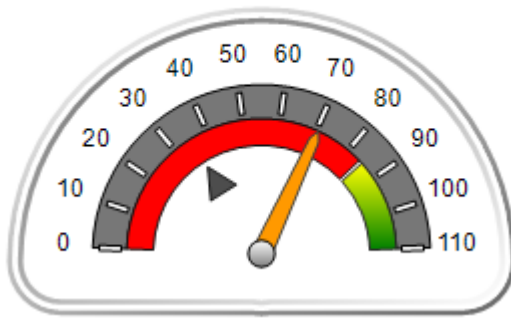
Placements During Quarter: 1

Children in Care On Last Day: 2

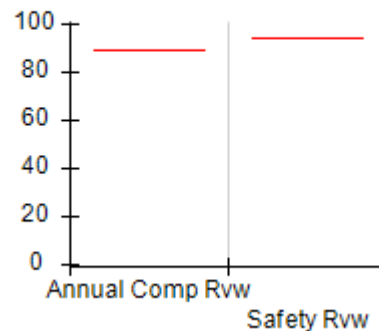
Quarterly Provider Comparisons to All ILP/TLPs

▼ indicates average for all ILP/TLPs

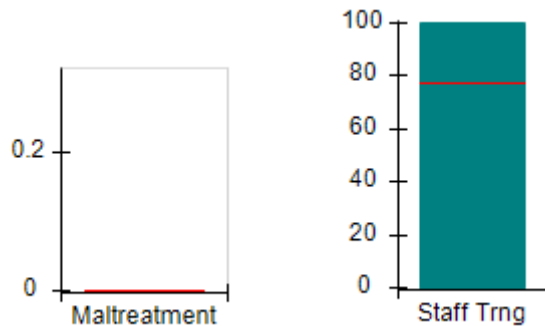
Overall Score (%)



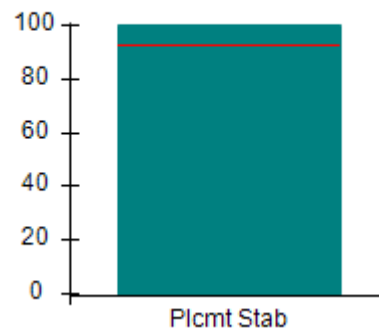
OPM Monitoring Reviews (%)



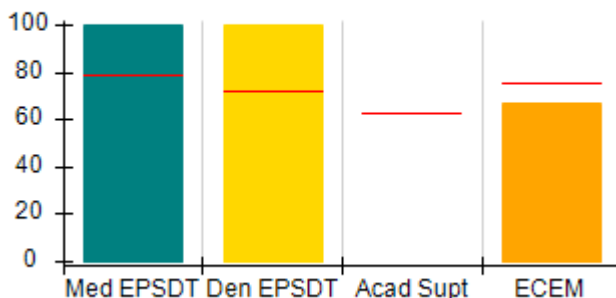
Safety Outcomes (%)



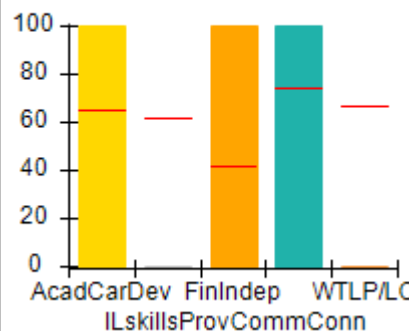
Permanency Outcomes (%)



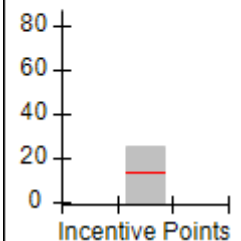
Well-Being Outcomes (%)



ILP/TLP Outcomes (%)



Incentives Earned (Points)





Performance-Based Placement Measures RBWO Provider GA+SCORECARD - ILP/TLP

Report Quarter: Q2 FY2017

Provider/Program Name: Center for Children and Young Adults, The - Connections ILP (5220) - CCI				
2121 Windy Hill Rd., Marietta, GA 30060		Quarterly Scores (Grades)		Current Quarter Score (Grade)
Phone: 770-333-9441		Q1: 71.25 (C-)	Q2: 70.58 (C-)	70.58% (C-)
Vendor ID# 138975		Q3: N/A	Q4: N/A	
Program Census Information:		# Children in Care During Quarter: 1	# Placements During Quarter: 1	# Children in Care On Last Day: 2
	Avg Performance All ILP/TLPs (%)	Provider Performance (%)*	Possible Points (Weight)	Provider Points Earned
OPM Monitoring Reviews				
Annual Comprehensive Reviews	89%	Not Yet Conducted		
Safety Reviews	94%	Not Yet Conducted		
Monitoring Sub-Total				0.00
ILP/TLP Safety Outcomes				
Incidence of Maltreatment	0.00%	Not Eligible		
Staff Training	77%	100%	13	13.00
Safety Sub-Total			13	13.00
ILP/TLP Permanency Outcomes				
Placement Stability	93%	100%	3	3.00
Permanency Sub-Total			3	3.00
ILP/TLP Well-Being Outcomes				
EPSDT Medical Visits	79%	100%	4.7	4.55
EPSDT Dental Visits	72%	100%	4.7	4.55
Academic Supports	63%	Not Eligible		
Provider ECEM Visits	75%	67%	4.7	3.13
Placements with Siblings	No Data	100%	Not Scored	Not Scored
Placements within Legal County	26%	Not Eligible	Not Scored	Not Scored
Well-Being Sub-Total			14	12.46
ILP/TLP Specialty Outcomes				
Academic/Career Development	65%	100%	10	10.00
Ind Living Skills Provision	62%	0%	15	0.00
Financial Independence	42%	100%	5	5.00
Community Connections	74%	100%	5	5.00
WTLP/Life Coach	67%	0%	15	0.00
Specialty Sub-Total			50	20.00
*Performance calculation descriptions can be found in the FY 2017 RBWO PBP Measurements and Standards Guide.				

Monitoring & Outcomes: Possible Points = 80

Points Earned = 48.46

Score Before Incentives Credit

60.58%



Performance-Based Placement Measures

RBWO Provider GA+SCORECARD - ILP/TLP

Report Quarter: Q2 FY2017

Incentives Awarded	10.00 pts
PBP Verification	N/A pts
Total Score	70.58%

Provider/Program Name: Center for Children and Young Adults, The - Connections ILP (5220) - CCI

Program Census Information:		# Children in Care During Quarter: 1	# Placements During Quarter: 1	# Children in Care On Last Day: 2
ILP/TLP Incentive Credits	Avg Performance All ILP/TLPs (Points)	Provider Performance (%)*	Possible Points (Weight)	Provider Points Earned
No DJJ or DOC Involvement		100%	5	5.00
Extended Foster Care Services		Not Eligible	5	
Positive Permanency Connections		0%	5	0.00
High School Graduation/College Participation/Professional Certification		100%	20	20.00
Part-Time Employment with Medical Benefits		Not Eligible	20	
Living Arrangements at Discharge		Not Eligible	20	
Additional Academic Supports		Not Eligible	2	
Additional IL Skills Provision		0%	5	0.00
Active Agency Accreditation		0%	4	0.00
Staff Clinical Licensure		0%	5	0.00
Incentives Total	13.68		91	25.00

*Performance calculation descriptions can be found in the FY 2017 RBWO PBP Measurements and Standards Guide.

Child Protective Services Investigations and Dispositions

The following investigations data, which is not used for scoring but is considered significant to a provider's performance, is from Georgia SHINES and is not considered final or complete until the end of the fiscal year.

Total Reports:	0
Number Screened In:	0
Number Screened Out:	0
Number Substantiated:	0
Number Unsubstantiated:	0
Number Active CPS Investigations:	0



Performance-Based Placement Measures **RBWO Provider GA+SCORECARD - ILP/TLP**

Report Quarter: Q2 FY2017

Provider/Program Name: Center for Children and Young Adults, The - ILP Prep TLP (5114) - CCI

2221 Austell Rd., Marietta, GA 30008

Phone: 770-485-1630

Vendor ID# 101256

Quarterly Scores (Grades)

Q1: 60.60 (D-)

Q2: 68.74 (D+)

Q3: N/A

Q4: N/A

Current Quarter Score (Grade)

68.74%

(D+)

Program Census Information:

Children in Care During Quarter: 11

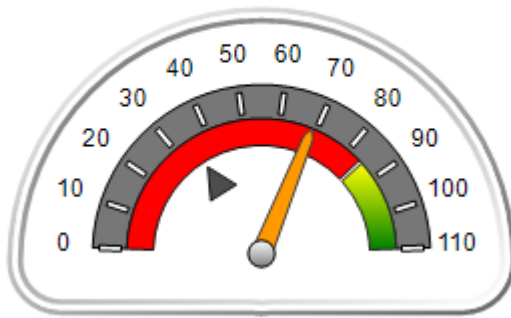
Placements During Quarter: 11

Children in Care On Last Day: 10

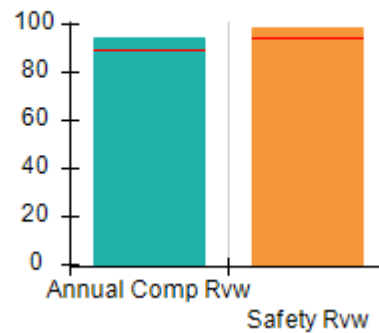
Quarterly Provider Comparisons to All ILP/TLPs

▼ indicates average for all ILP/TLPs

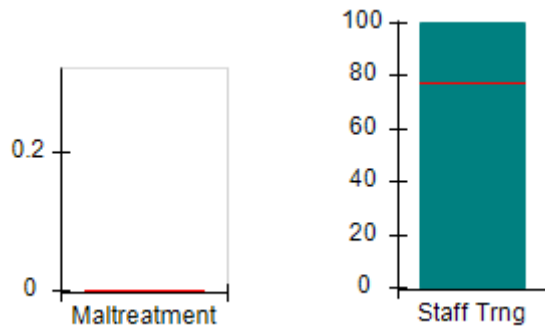
Overall Score (%)



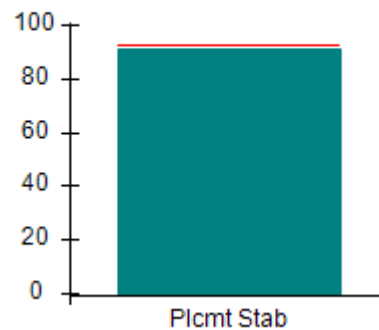
OPM Monitoring Reviews (%)



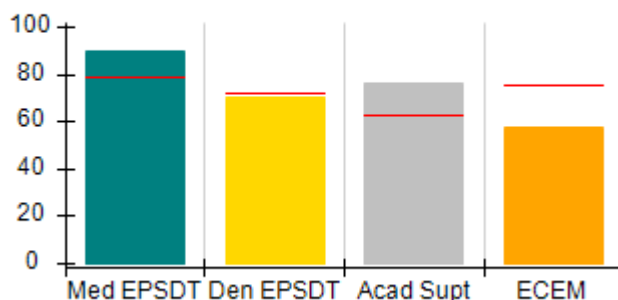
Safety Outcomes (%)



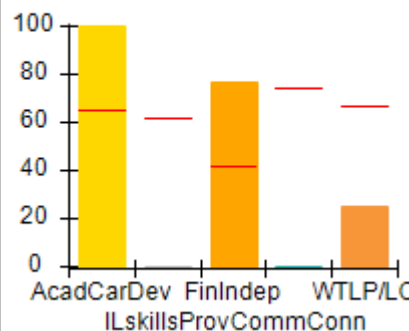
Permanency Outcomes (%)



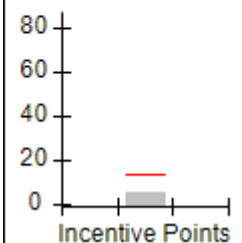
Well-Being Outcomes (%)



ILP/TLP Outcomes (%)



Incentives Earned (Points)





Performance-Based Placement Measures RBWO Provider GA+SCORECARD - ILP/TLP

Report Quarter: Q2 FY2017

Provider/Program Name: Center for Children and Young Adults, The - ILP Prep TLP (5114) - CCI

2221 Austell Rd., Marietta, GA 30008 Phone: 770-485-1630 Vendor ID# 101256	Quarterly Scores (Grades)		Current Quarter Score (Grade)
	Q1: 60.60 (D-)	Q2: 68.74 (D+)	68.74% (D+)
	Q3: N/A	Q4: N/A	

Program Census Information:	# Children in Care During Quarter: 11	# Placements During Quarter: 11	# Children in Care On Last Day: 10
-----------------------------	---------------------------------------	---------------------------------	------------------------------------

	Avg Performance All ILP/TLPs (%)	Provider Performance (%)*	Possible Points (Weight)	Provider Points Earned
--	----------------------------------	---------------------------	--------------------------	------------------------

OPM Monitoring Reviews

Annual Comprehensive Reviews	89%	94%	15	14.10
Safety Reviews	94%	99%	5	4.93
Monitoring Sub-Total			20	19.03

ILP/TLP Safety Outcomes

Incidence of Maltreatment	0.00%	No Substantiated Reports	3	3.00
Staff Training	77%	100%	10	10.00
Safety Sub-Total			13	13.00

ILP/TLP Permanency Outcomes

Placement Stability	93%	91%	3	2.73
Permanency Sub-Total			3	2.73

ILP/TLP Well-Being Outcomes

EPSDT Medical Visits	79%	90%	4	3.60
EPSDT Dental Visits	72%	70%	4	2.80
Academic Supports	63%	76%	2	1.52
Provider ECEM Visits	75%	58%	4	2.32
Placements with Siblings	No Data	60%	Not Scored	Not Scored
Placements within Legal County	26%	25%	Not Scored	Not Scored
Well-Being Sub-Total			14	10.72

ILP/TLP Specialty Outcomes

Academic/Career Development	65%	100%	10	10.00
Ind Living Skills Provision	62%	0%	15	0.00
Financial Independence	42%	77%	5	3.85
Community Connections	74%	0%	5	0.00
WTLP/Life Coach	67%	25%	15	3.75
Specialty Sub-Total			50	17.60

*Performance calculation descriptions can be found in the FY 2017 RBWO PBP Measurements and Standards Guide.

Monitoring & Outcomes: Possible Points = 100	Points Earned = 63.08
---------------------------------------------------------	------------------------------



Performance-Based Placement Measures RBWO Provider GA+SCORECARD - ILP/TLP

Report Quarter: Q2 FY2017

Score Before Incentives Credit	63.08%
Incentives Awarded	05.66 pts
PBP Verification	N/A pts
Total Score	68.74%

Provider/Program Name: Center for Children and Young Adults, The - ILP Prep TLP (5114) - CCI

Program Census Information:		# Children in Care During Quarter: 11	# Placements During Quarter: 11	# Children in Care On Last Day: 10
ILP/TLP Incentive Credits	Avg Performance All ILP/TLPs (Points)	Provider Performance (%)*	Possible Points (Weight)	Provider Points Earned
No DJJ or DOC Involvement		100%	5	5.00
Extended Foster Care Services		Not Eligible	5	
Positive Permanency Connections		0%	5	0.00
High School Graduation/College Participation/Professional Certification		0%	20	0.00
Part-Time Employment with Medical Benefits		0%	20	0.00
Living Arrangements at Discharge		0%	20	0.00
Additional Academic Supports		33%	2	0.66
Additional IL Skills Provision		0%	5	0.00
Active Agency Accreditation		0%	4	0.00
Staff Clinical Licensure		0%	5	0.00
Incentives Total	13.68		91	5.66

*Performance calculation descriptions can be found in the FY 2017 RBWO PBP Measurements and Standards Guide.

Child Protective Services Investigations and Dispositions

The following investigations data, which is not used for scoring but is considered significant to a provider's performance, is from Georgia SHINES and is not considered final or complete until the end of the fiscal year.

Total Reports:	0	
Number Screened In:	0	
Number Screened Out:	0	
Number Substantiated:	0	
Number Unsubstantiated:	0	
Number Active CPS Investigations:	0	



Performance-Based Placement Measures **RBWO Provider GA+SCORECARD - ILP/TLP**

Report Quarter: Q2 FY2017

Provider/Program Name: Center for Children and Young Adults, The - Life Works TLP (580) - CCI

2221 Austell Rd., Marietta, GA 30008

Phone: 770-485-1657

Vendor ID# 35263

Quarterly Scores (Grades)

Current Quarter Score (Grade)

Q1: 93.57 (A-)

Q2: 101.48 (A+)

101.48%
(A+)

Q3: N/A

Q4: N/A

Program Census Information:

Children in Care During Quarter: 12

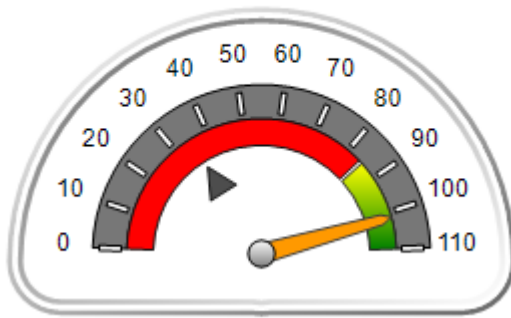
Placements During Quarter: 12

Children in Care On Last Day: 10

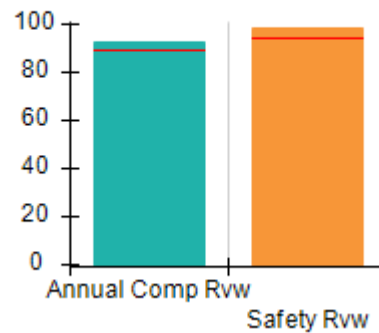
Quarterly Provider Comparisons to All ILP/TLPs

▼ indicates average for all ILP/TLPs

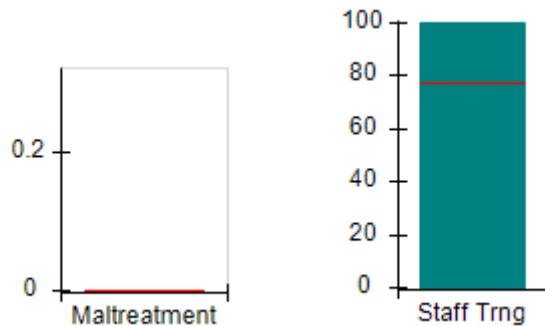
Overall Score (%)



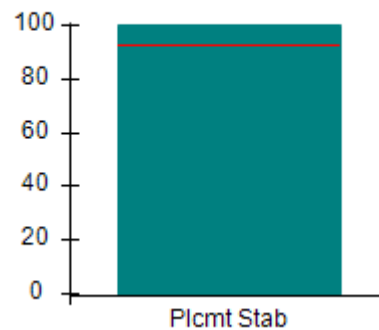
OPM Monitoring Reviews (%)



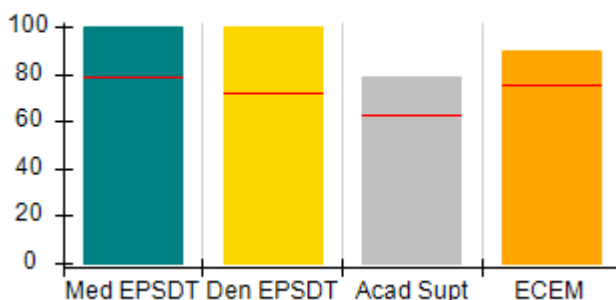
Safety Outcomes (%)



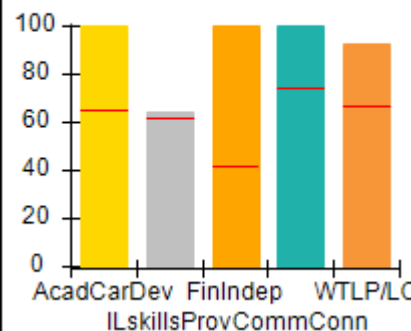
Permanency Outcomes (%)



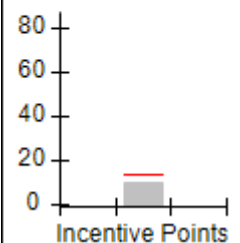
Well-Being Outcomes (%)



ILP/TLP Outcomes (%)



Incentives Earned (Points)





Performance-Based Placement Measures RBWO Provider GA+SCORECARD - ILP/TLP

Report Quarter: Q2 FY2017

Provider/Program Name: Center for Children and Young Adults, The - Life Works TLP (580) - CCI				
2221 Austell Rd., Marietta, GA 30008 Phone: 770-485-1657 Vendor ID# 35263		Quarterly Scores (Grades)		Current Quarter Score (Grade)
		Q1: 93.57 (A-)	Q2: 101.48 (A+)	101.48% (A+)
		Q3: N/A	Q4: N/A	
Program Census Information:		# Children in Care During Quarter: 12	# Placements During Quarter: 12	# Children in Care On Last Day: 10
	Avg Performance All ILP/TLPs (%)	Provider Performance (%)*	Possible Points (Weight)	Provider Points Earned
OPM Monitoring Reviews				
Annual Comprehensive Reviews	89%	93%	15	13.91
Safety Reviews	94%	98%	5	4.92
Monitoring Sub-Total			20	18.83
ILP/TLP Safety Outcomes				
Incidence of Maltreatment	0.00%	No Substantiated Reports	3	3.00
Staff Training	77%	100%	10	10.00
Safety Sub-Total			13	13.00
ILP/TLP Permanency Outcomes				
Placement Stability	93%	100%	3	3.00
Permanency Sub-Total			3	3.00
ILP/TLP Well-Being Outcomes				
EPSDT Medical Visits	79%	100%	4	4.00
EPSDT Dental Visits	72%	100%	4	4.00
Academic Supports	63%	79%	2	1.58
Provider ECEM Visits	75%	90%	4	3.60
Placements with Siblings	No Data	0%	Not Scored	Not Scored
Placements within Legal County	26%	50%	Not Scored	Not Scored
Well-Being Sub-Total			14	13.46
ILP/TLP Specialty Outcomes				
Academic/Career Development	65%	100%	10	10.00
Ind Living Skills Provision	62%	64%	15	9.60
Financial Independence	42%	100%	5	5.00
Community Connections	74%	100%	5	5.00
WTLP/Life Coach	67%	93%	15	13.95
Specialty Sub-Total			50	43.55
*Performance calculation descriptions can be found in the FY 2017 RBWO PBP Measurements and Standards Guide.				

Monitoring & Outcomes: Possible Points = 100

Points Earned = 91.84



Performance-Based Placement Measures

RBWO Provider GA+SCORECARD - ILP/TLP

Report Quarter: Q2 FY2017

Score Before Incentives Credit	91.84%
Incentives Awarded	09.64 pts
PBP Verification	N/A pts
Total Score	101.48%

Provider/Program Name: Center for Children and Young Adults, The - Life Works TLP (580) - CCI

Program Census Information:		# Children in Care During Quarter: 12	# Placements During Quarter: 12	# Children in Care On Last Day: 10
ILP/TLP Incentive Credits	Avg Performance All ILP/TLPs (Points)	Provider Performance (%)*	Possible Points (Weight)	Provider Points Earned
No DJJ or DOC Involvement		100%	5	5.00
Extended Foster Care Services		0%	5	0.00
Positive Permanency Connections		0%	5	0.00
High School Graduation/College Participation/Professional Certification		9%	20	1.80
Part-Time Employment with Medical Benefits		0%	20	0.00
Living Arrangements at Discharge		0%	20	0.00
Additional Academic Supports		52%	2	1.04
Additional IL Skills Provision		36%	5	1.80
Active Agency Accreditation		0%	4	0.00
Staff Clinical Licensure		0%	5	0.00
Incentives Total	13.68		91	9.64

*Performance calculation descriptions can be found in the FY 2017 RBWO PBP Measurements and Standards Guide.

Child Protective Services Investigations and Dispositions

The following investigations data, which is not used for scoring but is considered significant to a provider's performance, is from Georgia SHINES and is not considered final or complete until the end of the fiscal year.

Total Reports:	0	
Number Screened In:	0	
Number Screened Out:	0	
Number Substantiated:	0	
Number Unsubstantiated:	0	
Number Active CPS Investigations:	0	



Performance-Based Placement Measures RBWO Provider GA+SCORECARD - ILP/TLP

Report Quarter: Q2 FY2017

Provider/Program Name: Champion House - (5212) - CCI

1841 Woodside Court, Jonesboro, GA 30236

Phone: 770-286-7072

Vendor ID# 135122

Quarterly Scores (Grades)

Q1: 54.17 (F)

Q2: 62.61 (D-)

Q3: N/A

Q4: N/A

Current Quarter Score (Grade)

62.61%

(D-)

Program Census Information:

Children in Care During Quarter: 7

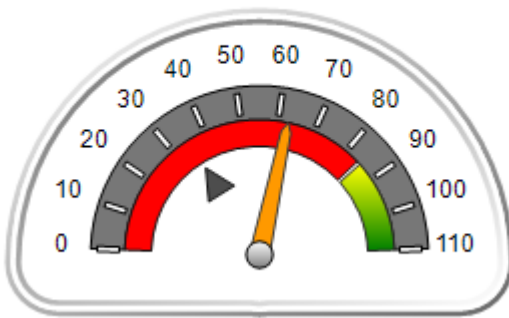
Placements During Quarter: 7

Children in Care On Last Day: 5

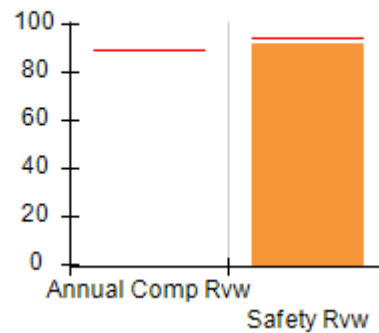
Quarterly Provider Comparisons to All ILP/TLPs

▼ indicates average for all ILP/TLPs

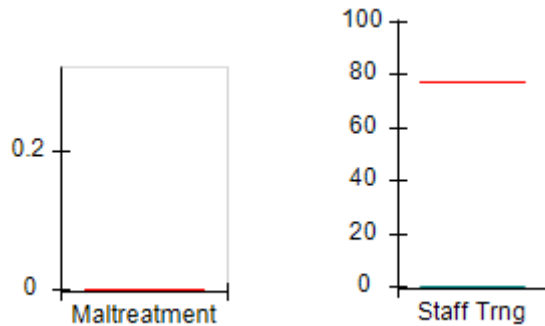
Overall Score (%)



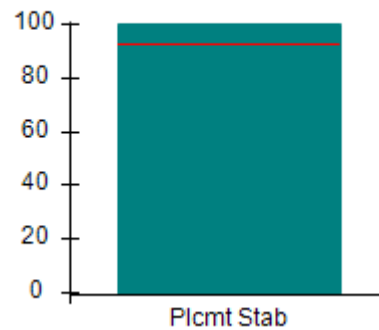
OPM Monitoring Reviews (%)



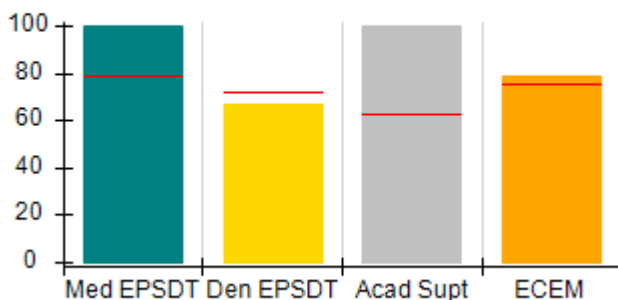
Safety Outcomes (%)



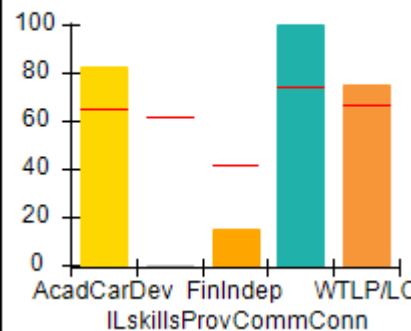
Permanency Outcomes (%)



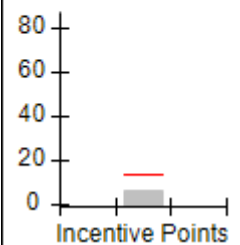
Well-Being Outcomes (%)



ILP/TLP Outcomes (%)



Incentives Earned (Points)





Performance-Based Placement Measures RBWO Provider GA+SCORECARD - ILP/TLP

Report Quarter: Q2 FY2017

Provider/Program Name: Champion House - (5212) - CCI				
1841 Woodside Court, Jonesboro, GA 30236 Phone: 770-286-7072 Vendor ID# 135122		Quarterly Scores (Grades)		Current Quarter Score (Grade)
		Q1: 54.17 (F)	Q2: 62.61 (D-)	62.61% (D-)
		Q3: N/A	Q4: N/A	
Program Census Information:		# Children in Care During Quarter: 7	# Placements During Quarter: 7	# Children in Care On Last Day: 5
	Avg Performance All ILP/TLPs (%)	Provider Performance (%)*	Possible Points (Weight)	Provider Points Earned
OPM Monitoring Reviews				
Annual Comprehensive Reviews	89%	Not Yet Conducted		
Safety Reviews	94%	92%	5	4.61
Monitoring Sub-Total			5	4.61
ILP/TLP Safety Outcomes				
Incidence of Maltreatment	0.00%	No Substantiated Reports	3	3.00
Staff Training	77%	0%	10	0.00
Safety Sub-Total			13	3.00
ILP/TLP Permanency Outcomes				
Placement Stability	93%	100%	3	3.00
Permanency Sub-Total			3	3.00
ILP/TLP Well-Being Outcomes				
EPSDT Medical Visits	79%	100%	4	4.00
EPSDT Dental Visits	72%	67%	4	2.68
Academic Supports	63%	100%	2	2.00
Provider ECEM Visits	75%	79%	4	3.16
Placements with Siblings	No Data	0%	Not Scored	Not Scored
Placements within Legal County	26%	50%	Not Scored	Not Scored
Well-Being Sub-Total			14	11.84
ILP/TLP Specialty Outcomes				
Academic/Career Development	65%	83%	10	8.30
Ind Living Skills Provision	62%	0%	15	0.00
Financial Independence	42%	15%	5	0.75
Community Connections	74%	100%	5	5.00
WTLP/Life Coach	67%	75%	15	11.25
Specialty Sub-Total			50	25.30
*Performance calculation descriptions can be found in the FY 2017 RBWO PBP Measurements and Standards Guide.				

Monitoring & Outcomes: Possible Points = 85**Points Earned = 47.75**



Performance-Based Placement Measures

RBWO Provider GA+SCORECARD - ILP/TLP

Report Quarter: Q2 FY2017

Score Before Incentives Credit	56.17%
Incentives Awarded	06.44 pts
PBP Verification	N/A pts
Total Score	62.61%

Provider/Program Name: Champion House - (5212) - CCI				
Program Census Information:		# Children in Care During Quarter: 7	# Placements During Quarter: 7	# Children in Care On Last Day: 5
ILP/TLP Incentive Credits	Avg Performance All ILP/TLPs (Points)	Provider Performance (%)*	Possible Points (Weight)	Provider Points Earned
No DJJ or DOC Involvement		92%	5	4.60
Extended Foster Care Services		Not Eligible	5	
Positive Permanency Connections		0%	5	0.00
High School Graduation/College Participation/Professional Certification		0%	20	0.00
Part-Time Employment with Medical Benefits		0%	20	0.00
Living Arrangements at Discharge		0%	20	0.00
Additional Academic Supports		92%	2	1.84
Additional IL Skills Provision		0%	5	0.00
Active Agency Accreditation		0%	4	0.00
Staff Clinical Licensure		0%	5	0.00
Incentives Total	13.68		91	6.44

*Performance calculation descriptions can be found in the FY 2017 RBWO PBP Measurements and Standards Guide.

Child Protective Services Investigations and Dispositions		
The following investigations data, which is not used for scoring but is considered significant to a provider's performance, is from Georgia SHINES and is not considered final or complete until the end of the fiscal year.		
Total Reports:	0	
Number Screened In:	0	
Number Screened Out:	0	
Number Substantiated:	0	
Number Unsubstantiated:	2	
Number Active CPS Investigations:	-2	



Performance-Based Placement Measures **RBWO Provider GA+SCORECARD - ILP/TLP**

Report Quarter: Q2 FY2017

Provider/Program Name: CHRIS 180 Inc. - Summit Trail Boys ILP (4675) - CCI

2045 Graham Circle SE Building E, Atlanta, GA 30316-2933

Phone: 404-281-3845

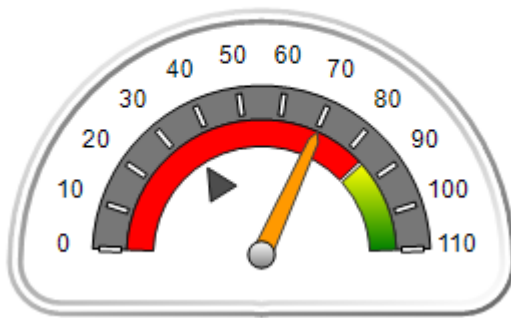
Vendor ID# 35283

	Quarterly Scores (Grades)		Current Quarter Score (Grade)
	Q1: 66.81 (D)	Q2: 70.36 (C-)	70.36% (C-)
	Q3: N/A	Q4: N/A	
Program Census Information:	# Children in Care During Quarter: 9	# Placements During Quarter: 9	# Children in Care On Last Day: 9

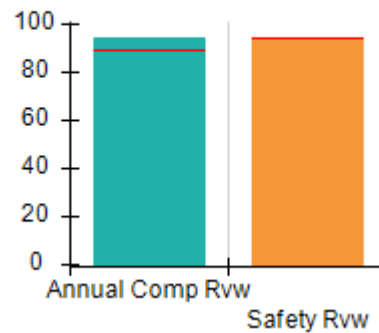
Quarterly Provider Comparisons to All ILP/TLPs

▼ — indicates average for all ILP/TLPs

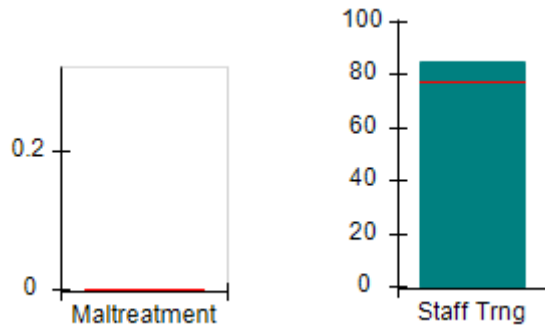
Overall Score (%)



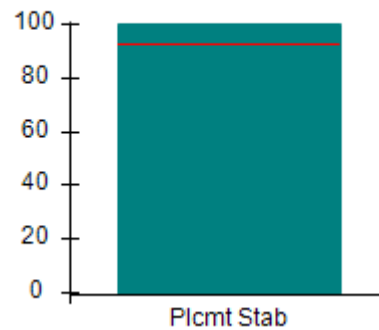
OPM Monitoring Reviews (%)



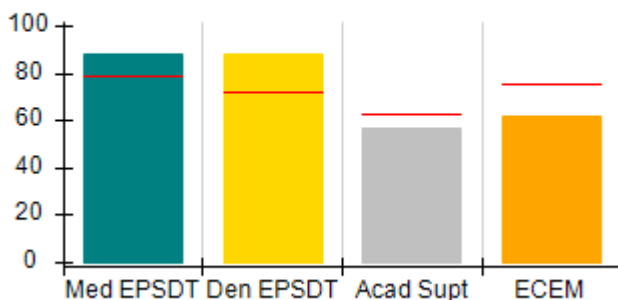
Safety Outcomes (%)



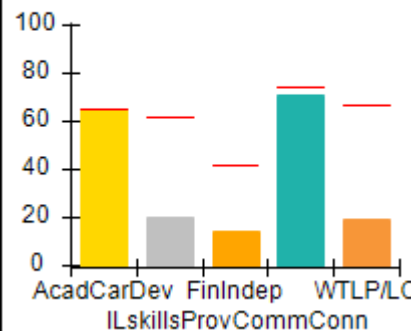
Permanency Outcomes (%)



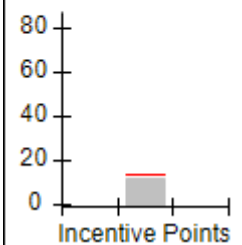
Well-Being Outcomes (%)



ILP/TLP Outcomes (%)



Incentives Earned (Points)





**Performance-Based Placement Measures
RBWO Provider GA+SCORECARD - ILP/TLP**

Report Quarter: Q2 FY2017

Provider/Program Name: CHRIS 180 Inc. - Summit Trail Boys ILP (4675) - CCI				
2045 Graham Circle SE Building E, Atlanta, GA 30316-2933		Quarterly Scores (Grades)		Current Quarter Score (Grade)
Phone: 404-281-3845		Q1: 66.81 (D)	Q2: 70.36 (C-)	70.36%
Vendor ID# 35283		Q3: N/A	Q4: N/A	(C-)
Program Census Information:		# Children in Care During Quarter: 9	# Placements During Quarter: 9	# Children in Care On Last Day: 9
	Avg Performance All ILP/TLPs (%)	Provider Performance (%)*	Possible Points (Weight)	Provider Points Earned
OPM Monitoring Reviews				
Annual Comprehensive Reviews	89%	95%	15	14.20
Safety Reviews	94%	95%	5	4.73
Monitoring Sub-Total			20	18.93
ILP/TLP Safety Outcomes				
Incidence of Maltreatment	0.00%	Not Eligible		
Staff Training	77%	85%	13	11.05
Safety Sub-Total			13	11.05
ILP/TLP Permanency Outcomes				
Placement Stability	93%	100%	3	3.00
Permanency Sub-Total			3	3.00
ILP/TLP Well-Being Outcomes				
EPSDT Medical Visits	79%	88%	4	3.52
EPSDT Dental Visits	72%	88%	4	3.52
Academic Supports	63%	57%	2	1.14
Provider ECEM Visits	75%	62%	4	2.48
Placements with Siblings	No Data	Not Eligible	Not Scored	Not Scored
Placements within Legal County	26%	33%	Not Scored	Not Scored
Well-Being Sub-Total			14	10.78
ILP/TLP Specialty Outcomes				
Academic/Career Development	65%	65%	10	6.50
Ind Living Skills Provision	62%	20%	15	3.00
Financial Independence	42%	14%	5	0.70
Community Connections	74%	71%	5	3.55
WTLP/Life Coach	67%	19%	15	2.85
Specialty Sub-Total			50	16.60
*Performance calculation descriptions can be found in the FY 2017 RBWO PBP Measurements and Standards Guide.				

Monitoring & Outcomes: Possible Points = 100	Points Earned = 60.36
---------------------------------------------------------	------------------------------



Performance-Based Placement Measures

RBWO Provider GA+SCORECARD - ILP/TLP

Report Quarter: Q2 FY2017

Score Before Incentives Credit	60.36%
Incentives Awarded	10.00 pts
PBP Verification	N/A pts
Total Score	70.36%

Provider/Program Name: CHRIS 180 Inc. - Summit Trail Boys ILP (4675) - CCI				
Program Census Information:		# Children in Care During Quarter: 9	# Placements During Quarter: 9	# Children in Care On Last Day: 9
ILP/TLP Incentive Credits	Avg Performance All ILP/TLPs (Points)	Provider Performance (%)*	Possible Points (Weight)	Provider Points Earned
No DJJ or DOC Involvement		85%	5	4.25
Extended Foster Care Services		Not Eligible	5	
Positive Permanency Connections		0%	5	0.00
High School Graduation/College Participation/Professional Certification		25%	20	5.00
Part-Time Employment with Medical Benefits		0%	20	0.00
Living Arrangements at Discharge		0%	20	0.00
Additional Academic Supports		0%	2	0.00
Additional IL Skills Provision		20%	5	1.00
Active Agency Accreditation		50%	4	2.00
Staff Clinical Licensure		0%	5	0.00
Incentives Total	13.68		91	12.25

*Performance calculation descriptions can be found in the FY 2017 RBWO PBP Measurements and Standards Guide.

Child Protective Services Investigations and Dispositions		
The following investigations data, which is not used for scoring but is considered significant to a provider's performance, is from Georgia SHINES and is not considered final or complete until the end of the fiscal year.		
Total Reports:	0	
Number Screened In:	0	
Number Screened Out:	0	
Number Substantiated:	0	
Number Unsubstantiated:	0	
Number Active CPS Investigations:	0	



Performance-Based Placement Measures **RBWO Provider GA+SCORECARD - ILP/TLP**

Report Quarter: Q2 FY2017

Provider/Program Name: CHRIS 180 Inc. - Summit Trail Girls ILP (4674) - CCI

2045 Graham Circle SE Building E, Atlanta, GA 30316-2933

Phone: 404-281-3845

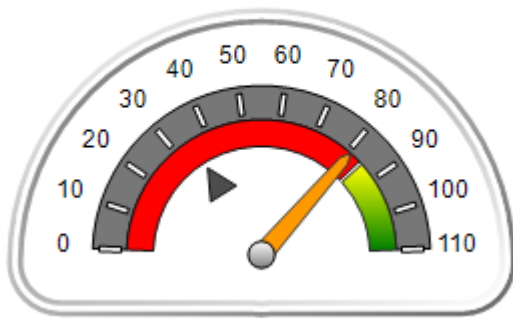
Vendor ID# 35279

	Quarterly Scores (Grades)		Current Quarter Score (Grade)
	Q1: 82.76 (B-)	Q2: 80.83 (B-)	80.83% (B-)
	Q3: N/A	Q4: N/A	
Program Census Information:	# Children in Care During Quarter: 3	# Placements During Quarter: 4	# Children in Care On Last Day: 1

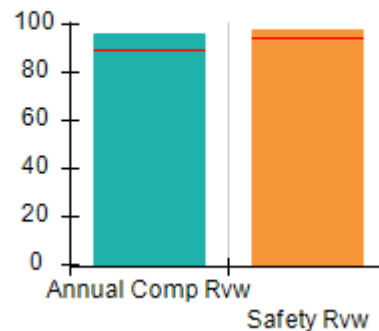
Quarterly Provider Comparisons to All ILP/TLPs

▼ indicates average for all ILP/TLPs

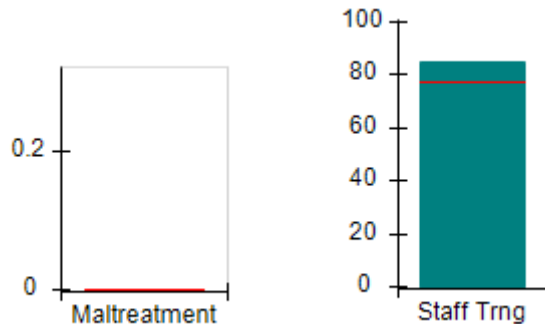
Overall Score (%)



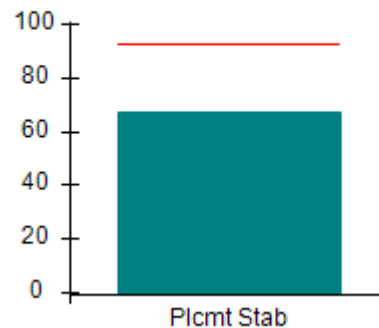
OPM Monitoring Reviews (%)



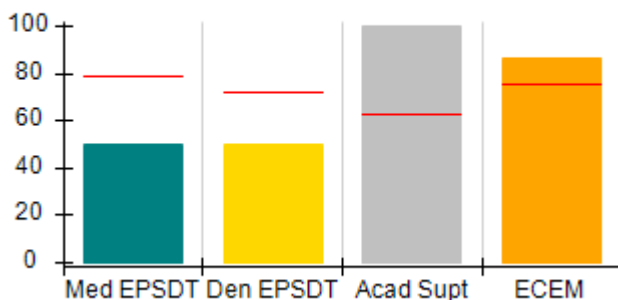
Safety Outcomes (%)



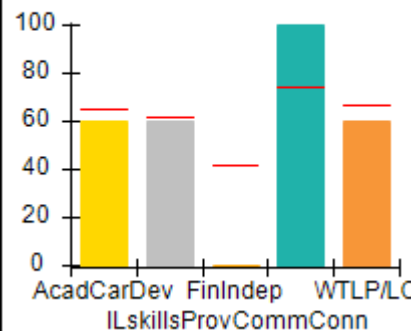
Permanency Outcomes (%)



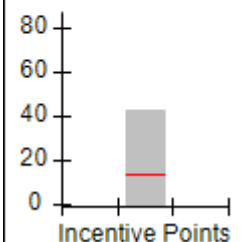
Well-Being Outcomes (%)



ILP/TLP Outcomes (%)



Incentives Earned (Points)





Performance-Based Placement Measures RBWO Provider GA+SCORECARD - ILP/TLP

Report Quarter: Q2 FY2017

Provider/Program Name: CHRIS 180 Inc. - Summit Trail Girls ILP (4674) - CCI				
2045 Graham Circle SE Building E, Atlanta, GA 30316-2933		Quarterly Scores (Grades)		Current Quarter Score (Grade)
Phone: 404-281-3845		Q1: 82.76 (B-)	Q2: 80.83 (B-)	80.83% (B-)
Vendor ID# 35279		Q3: N/A	Q4: N/A	
Program Census Information:		# Children in Care During Quarter: 3	# Placements During Quarter: 4	# Children in Care On Last Day: 1
	Avg Performance All ILP/TLPs (%)	Provider Performance (%)*	Possible Points (Weight)	Provider Points Earned
OPM Monitoring Reviews				
Annual Comprehensive Reviews	89%	96%	15	14.45
Safety Reviews	94%	98%	5	4.88
Monitoring Sub-Total			20	19.33
ILP/TLP Safety Outcomes				
Incidence of Maltreatment	0.00%	Not Eligible		
Staff Training	77%	85%	13	11.05
Safety Sub-Total			13	11.05
ILP/TLP Permanency Outcomes				
Placement Stability	93%	67%	3	2.01
Permanency Sub-Total			3	2.01
ILP/TLP Well-Being Outcomes				
EPSDT Medical Visits	79%	50%	4	2.00
EPSDT Dental Visits	72%	50%	4	2.00
Academic Supports	63%	100%	2	2.00
Provider ECEM Visits	75%	86%	4	3.44
Placements with Siblings	No Data	Not Eligible	Not Scored	Not Scored
Placements within Legal County	26%	Not Eligible	Not Scored	Not Scored
Well-Being Sub-Total			14	9.44
ILP/TLP Specialty Outcomes				
Academic/Career Development	65%	60%	10	6.00
Ind Living Skills Provision	62%	60%	15	9.00
Financial Independence	42%	0%	5	0.00
Community Connections	74%	100%	5	5.00
WTLP/Life Coach	67%	60%	15	9.00
Specialty Sub-Total			50	29.00

*Performance calculation descriptions can be found in the FY 2017 RBWO PBP Measurements and Standards Guide.

Monitoring & Outcomes: Possible Points = 100

Points Earned = 70.83



Performance-Based Placement Measures

RBWO Provider GA+SCORECARD - ILP/TLP

Report Quarter: Q2 FY2017

Score Before Incentives Credit	70.83%
Incentives Awarded	10.00 pts
PBP Verification	N/A pts
Total Score	80.83%

Provider/Program Name: CHRIS 180 Inc. - Summit Trail Girls ILP (4674) - CCI				
Program Census Information:		# Children in Care During Quarter: 3	# Placements During Quarter: 4	# Children in Care On Last Day: 1
ILP/TLP Incentive Credits	Avg Performance All ILP/TLPs (Points)	Provider Performance (%)*	Possible Points (Weight)	Provider Points Earned
No DJJ or DOC Involvement		60%	5	3.00
Extended Foster Care Services		Not Eligible	5	
Positive Permanency Connections		0%	5	0.00
High School Graduation/College Participation/Professional Certification		100%	20	20.00
Part-Time Employment with Medical Benefits		33%	20	6.60
Living Arrangements at Discharge		33%	20	6.60
Additional Academic Supports		50%	2	1.00
Additional IL Skills Provision		60%	5	3.00
Active Agency Accreditation		50%	4	2.00
Staff Clinical Licensure		0%	5	0.00
Incentives Total	13.68		91	42.20
*Performance calculation descriptions can be found in the FY 2017 RBWO PBP Measurements and Standards Guide.				

Child Protective Services Investigations and Dispositions

The following investigations data, which is not used for scoring but is considered significant to a provider's performance, is from Georgia SHINES and is not considered final or complete until the end of the fiscal year.

Total Reports:	0	
Number Screened In:	0	
Number Screened Out:	0	
Number Substantiated:	0	
Number Unsubstantiated:	0	
Number Active CPS Investigations:	0	



Performance-Based Placement Measures RBWO Provider GA+SCORECARD - ILP/TLP

Report Quarter: Q2 FY2017

Provider/Program Name: Devereux GA Treatment Network - Project Plus (4429) - CCI

1283 Kennestone Circle, Marietta, GA 30066

Phone: 770-795-9465

Vendor ID# 35306

Quarterly Scores (Grades)

Q1: 96.86 (A)

Q2: 102.00 (A+)

Q3: N/A

Q4: N/A

Current Quarter Score (Grade)

102.00%

(A+)

Program Census Information:

Children in Care During Quarter: 6

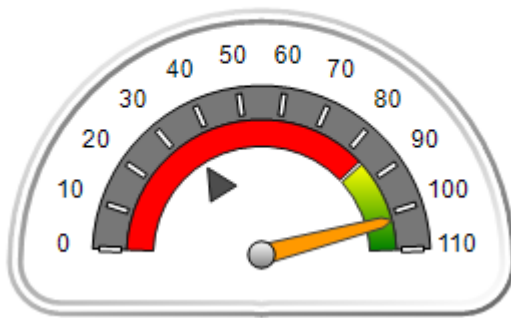
Placements During Quarter: 6

Children in Care On Last Day: 6

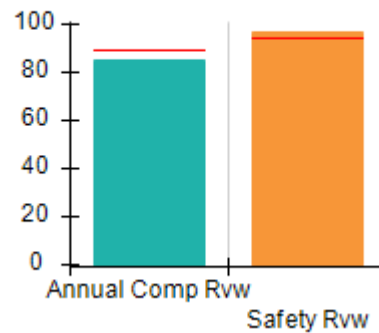
Quarterly Provider Comparisons to All ILP/TLPs

▼ indicates average for all ILP/TLPs

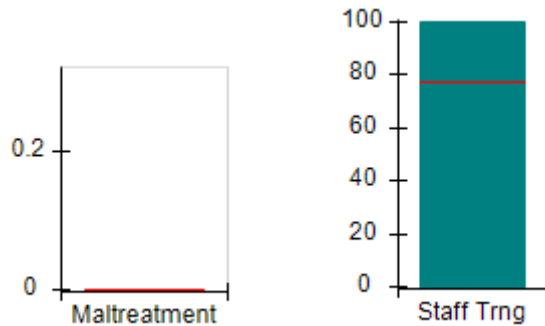
Overall Score (%)



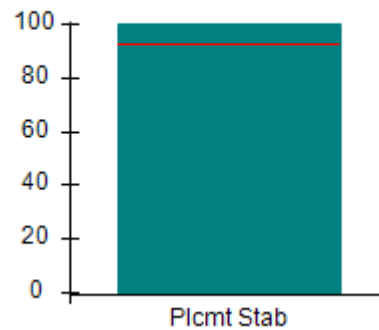
OPM Monitoring Reviews (%)



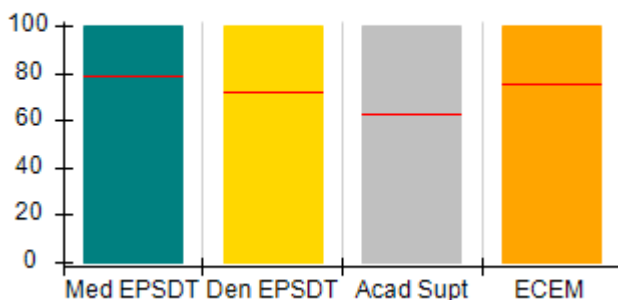
Safety Outcomes (%)



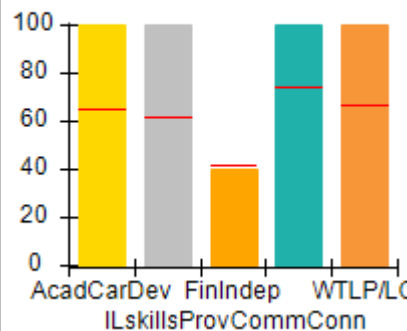
Permanency Outcomes (%)



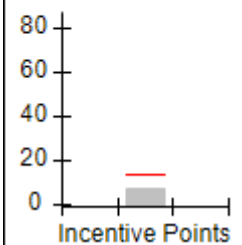
Well-Being Outcomes (%)



ILP/TLP Outcomes (%)



Incentives Earned (Points)





**Performance-Based Placement Measures
RBWO Provider GA+SCORECARD - ILP/TLP**

Report Quarter: Q2 FY2017

Provider/Program Name: Devereux GA Treatment Network - Project Plus (4429) - CCI				
1283 Kennestone Circle, Marietta, GA 30066		Quarterly Scores (Grades)		Current Quarter Score (Grade)
Phone: 770-795-9465		Q1: 96.86 (A)	Q2: 102.00 (A+)	102.00%
Vendor ID# 35306		Q3: N/A	Q4: N/A	(A+)
Program Census Information:		# Children in Care During Quarter: 6	# Placements During Quarter: 6	# Children in Care On Last Day: 6
	Avg Performance All ILP/TLPs (%)	Provider Performance (%)*	Possible Points (Weight)	Provider Points Earned
OPM Monitoring Reviews				
Annual Comprehensive Reviews	89%	85%	15	12.80
Safety Reviews	94%	97%	5	4.86
Monitoring Sub-Total			20	17.66
ILP/TLP Safety Outcomes				
Incidence of Maltreatment	0.00%	No Substantiated Reports	3	3.00
Staff Training	77%	100%	10	10.00
Safety Sub-Total			13	13.00
ILP/TLP Permanency Outcomes				
Placement Stability	93%	100%	3	3.00
Permanency Sub-Total			3	3.00
ILP/TLP Well-Being Outcomes				
EPSDT Medical Visits	79%	100%	4	4.00
EPSDT Dental Visits	72%	100%	4	4.00
Academic Supports	63%	100%	2	2.00
Provider ECEM Visits	75%	100%	4	4.00
Placements with Siblings	No Data	Not Eligible	Not Scored	Not Scored
Placements within Legal County	26%	0%	Not Scored	Not Scored
Well-Being Sub-Total			14	14.00
ILP/TLP Specialty Outcomes				
Academic/Career Development	65%	100%	10	10.00
Ind Living Skills Provision	62%	100%	15	15.00
Financial Independence	42%	40%	5	2.00
Community Connections	74%	100%	5	5.00
WTLP/Life Coach	67%	100%	15	15.00
Specialty Sub-Total			50	47.00
*Performance calculation descriptions can be found in the FY 2017 RBWO PBP Measurements and Standards Guide.				

Monitoring & Outcomes: Possible Points = 100	Points Earned = 94.66
---------------------------------------------------------	------------------------------



Performance-Based Placement Measures

RBWO Provider GA+SCORECARD - ILP/TLP

Report Quarter: Q2 FY2017

Score Before Incentives Credit	94.66%
Incentives Awarded	07.34 pts
PBP Verification	N/A pts
Total Score	102.00%

Provider/Program Name: Devereux GA Treatment Network - Project Plus (4429) - CCI				
Program Census Information:		# Children in Care During Quarter: 6	# Placements During Quarter: 6	# Children in Care On Last Day: 6
ILP/TLP Incentive Credits	Avg Performance All ILP/TLPs (Points)	Provider Performance (%)*	Possible Points (Weight)	Provider Points Earned
No DJJ or DOC Involvement		93%	5	4.65
Extended Foster Care Services		Not Eligible	5	
Positive Permanency Connections		0%	5	0.00
High School Graduation/College Participation/Professional Certification		0%	20	0.00
Part-Time Employment with Medical Benefits		Not Eligible	20	
Living Arrangements at Discharge		Not Eligible	20	
Additional Academic Supports		67%	2	1.34
Additional IL Skills Provision		27%	5	1.35
Active Agency Accreditation		0%	4	0.00
Staff Clinical Licensure		0%	5	0.00
Incentives Total	13.68		91	7.34

*Performance calculation descriptions can be found in the FY 2017 RBWO PBP Measurements and Standards Guide.

Child Protective Services Investigations and Dispositions		
The following investigations data, which is not used for scoring but is considered significant to a provider's performance, is from Georgia SHINES and is not considered final or complete until the end of the fiscal year.		
Total Reports:	0	
Number Screened In:	0	
Number Screened Out:	0	
Number Substantiated:	0	
Number Unsubstantiated:	0	
Number Active CPS Investigations:	0	



Performance-Based Placement Measures **RBWO Provider GA+SCORECARD - ILP/TLP**

Report Quarter: Q2 FY2017

Provider/Program Name: Elks Aidmore Children's Center - ILP (5233) - CCI

1105 Lake Point Ln., Stone Mountain, GA 30088

Phone: 770-483-3535

Vendor ID# 144120

Quarterly Scores (Grades)

Q1: 77.36 (C+)

Q2: 64.45 (D)

Q3: N/A

Q4: N/A

Current Quarter Score (Grade)

64.45%

(D)

Program Census Information:

Children in Care During Quarter: 3

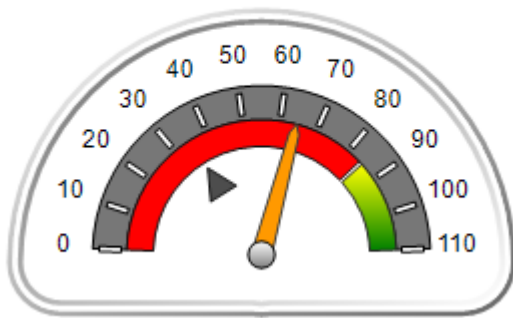
Placements During Quarter: 3

Children in Care On Last Day: 3

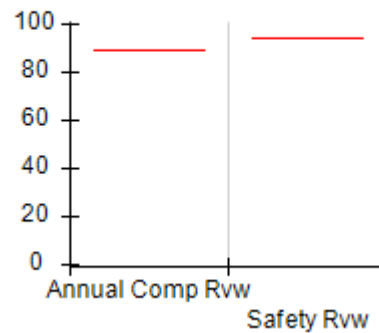
Quarterly Provider Comparisons to All ILP/TLPs

▼ indicates average for all ILP/TLPs

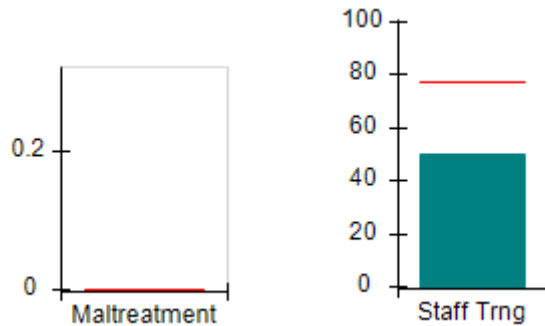
Overall Score (%)



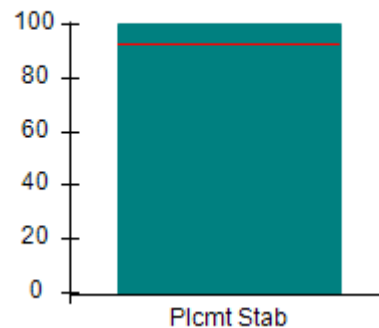
OPM Monitoring Reviews (%)



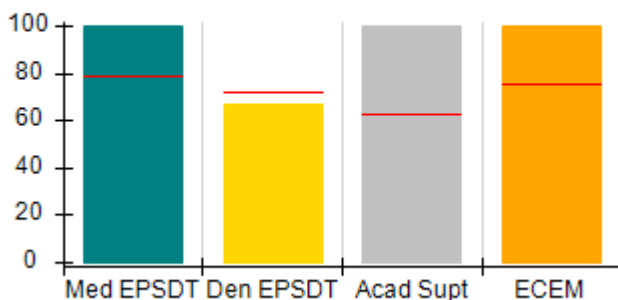
Safety Outcomes (%)



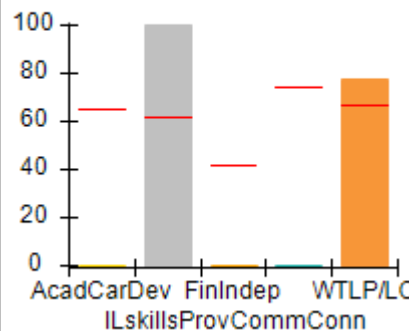
Permanency Outcomes (%)



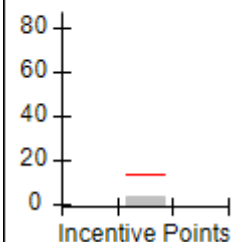
Well-Being Outcomes (%)



ILP/TLP Outcomes (%)



Incentives Earned (Points)





Performance-Based Placement Measures

RBWO Provider GA+SCORECARD - ILP/TLP

Report Quarter: Q2 FY2017

Provider/Program Name: Elks Aidmore Children's Center - ILP (5233) - CCI

1105 Lake Point Ln., Stone Mountain, GA 30088 Phone: 770-483-3535 Vendor ID# 144120	Quarterly Scores (Grades)		Current Quarter Score (Grade)
	Q1: 77.36 (C+)	Q2: 64.45 (D)	64.45% (D)
	Q3: N/A	Q4: N/A	

Program Census Information:	# Children in Care During Quarter: 3	# Placements During Quarter: 3	# Children in Care On Last Day: 3
-----------------------------	--------------------------------------	--------------------------------	-----------------------------------

	Avg Performance All ILP/TLPs (%)	Provider Performance (%)*	Possible Points (Weight)	Provider Points Earned
--	----------------------------------	---------------------------	--------------------------	------------------------

OPM Monitoring Reviews

Annual Comprehensive Reviews	89%	Not Yet Conducted		
Safety Reviews	94%	Not Yet Conducted		
Monitoring Sub-Total				0.00

ILP/TLP Safety Outcomes

Incidence of Maltreatment	0.00%	Not Eligible		
Staff Training	77%	50%	13	6.50
Safety Sub-Total			13	6.50

ILP/TLP Permanency Outcomes

Placement Stability	93%	100%	3	3.00
Permanency Sub-Total			3	3.00

ILP/TLP Well-Being Outcomes

EPSDT Medical Visits	79%	100%	4	4.00
EPSDT Dental Visits	72%	67%	4	2.68
Academic Supports	63%	100%	2	2.00
Provider ECEM Visits	75%	100%	4	4.00
Placements with Siblings	No Data	Not Eligible	Not Scored	Not Scored
Placements within Legal County	26%	Not Eligible	Not Scored	Not Scored
Well-Being Sub-Total			14	12.68

ILP/TLP Specialty Outcomes

Academic/Career Development	65%	0%	10	0.00
Ind Living Skills Provision	62%	100%	15	15.00
Financial Independence	42%	0%	5	0.00
Community Connections	74%	0%	5	0.00
WTLP/Life Coach	67%	78%	15	11.70
Specialty Sub-Total			50	26.70

*Performance calculation descriptions can be found in the FY 2017 RBWO PBP Measurements and Standards Guide.

Monitoring & Outcomes: Possible Points = 80	Points Earned = 48.88
Score Before Incentives Credit 61.10%	



Performance-Based Placement Measures

RBWO Provider GA+SCORECARD - ILP/TLP

Report Quarter: Q2 FY2017

Incentives Awarded	03.35 pts
PBP Verification	N/A pts
Total Score	64.45%

Provider/Program Name: Elks Aidmore Children's Center - ILP (5233) - CCI				
Program Census Information:		# Children in Care During Quarter: 3	# Placements During Quarter: 3	# Children in Care On Last Day: 3
ILP/TLP Incentive Credits	Avg Performance All ILP/TLPs (Points)	Provider Performance (%)*	Possible Points (Weight)	Provider Points Earned
No DJJ or DOC Involvement		0%	5	0.00
Extended Foster Care Services		Not Eligible	5	
Positive Permanency Connections		0%	5	0.00
High School Graduation/College Participation/Professional Certification		0%	20	0.00
Part-Time Employment with Medical Benefits		Not Eligible	20	
Living Arrangements at Discharge		Not Eligible	20	
Additional Academic Supports		Not Eligible	2	
Additional IL Skills Provision		67%	5	3.35
Active Agency Accreditation		0%	4	0.00
Staff Clinical Licensure		0%	5	0.00
Incentives Total	13.68		91	3.35

*Performance calculation descriptions can be found in the FY 2017 RBWO PBP Measurements and Standards Guide.

Child Protective Services Investigations and Dispositions		
The following investigations data, which is not used for scoring but is considered significant to a provider's performance, is from Georgia SHINES and is not considered final or complete until the end of the fiscal year.		
Total Reports:	0	
Number Screened In:	0	
Number Screened Out:	0	
Number Substantiated:	0	
Number Unsubstantiated:	0	
Number Active CPS Investigations:	0	



Performance-Based Placement Measures RBWO Provider GA+SCORECARD - ILP/TLP

Report Quarter: Q2 FY2017

Provider/Program Name: Elks Aidmore Children's Center - Transitional Living Program (629) - CCI

2394 Morrison Rd., Conyers, GA 30094

Phone: 770-483-3535

Vendor ID# 53063

Quarterly Scores (Grades)

Q1: 105.33 (A+)

Q2: 97.95 (A+)

Q3: N/A

Q4: N/A

Current Quarter Score (Grade)

97.95%

(A+)

Program Census Information:

Children in Care During Quarter: 17

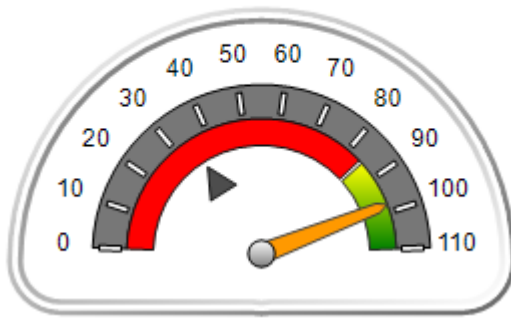
Placements During Quarter: 18

Children in Care On Last Day: 14

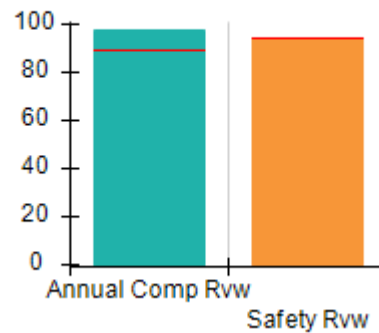
Quarterly Provider Comparisons to All ILP/TLPs

indicates average for all ILP/TLPs

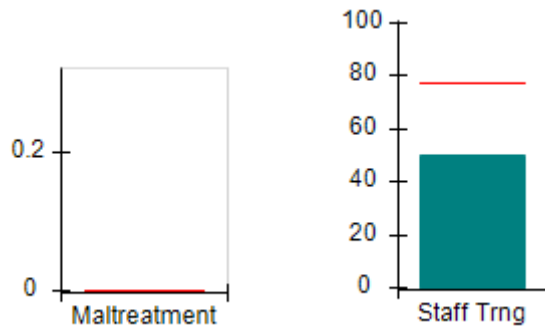
Overall Score (%)



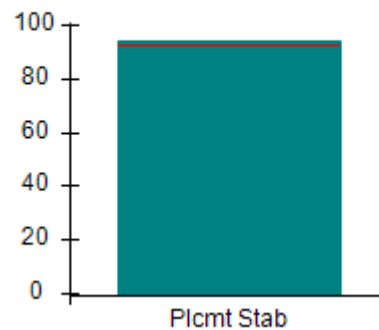
OPM Monitoring Reviews (%)



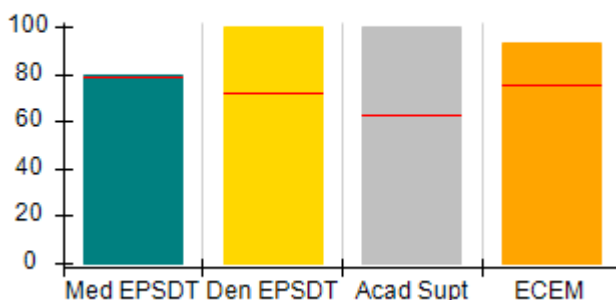
Safety Outcomes (%)



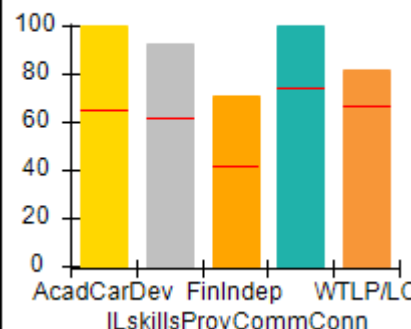
Permanency Outcomes (%)



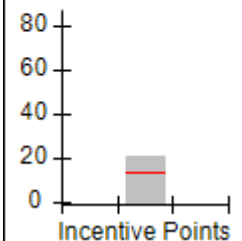
Well-Being Outcomes (%)



ILP/TLP Outcomes (%)



Incentives Earned (Points)





**Performance-Based Placement Measures
RBWO Provider GA+SCORECARD - ILP/TLP**

Report Quarter: Q2 FY2017

Provider/Program Name: Elks Aidmore Children's Center - Transitional Living Program (629) - CCI				
2394 Morrison Rd., Conyers, GA 30094		Quarterly Scores (Grades)		Current Quarter Score (Grade)
Phone: 770-483-3535		Q1: 105.33 (A+)	Q2: 97.95 (A+)	97.95% (A+)
Vendor ID# 53063		Q3: N/A	Q4: N/A	
Program Census Information:		# Children in Care During Quarter: 17	# Placements During Quarter: 18	# Children in Care On Last Day: 14
	Avg Performance All ILP/TLPs (%)	Provider Performance (%)*	Possible Points (Weight)	Provider Points Earned
OPM Monitoring Reviews				
Annual Comprehensive Reviews	89%	98%	15	14.70
Safety Reviews	94%	94%	5	4.71
Monitoring Sub-Total			20	19.41
ILP/TLP Safety Outcomes				
Incidence of Maltreatment	0.00%	No Substantiated Reports	3	3.00
Staff Training	77%	50%	10	5.00
Safety Sub-Total			13	8.00
ILP/TLP Permanency Outcomes				
Placement Stability	93%	94%	3	2.82
Permanency Sub-Total			3	2.82
ILP/TLP Well-Being Outcomes				
EPSDT Medical Visits	79%	80%	4	3.20
EPSDT Dental Visits	72%	100%	4	4.00
Academic Supports	63%	100%	2	2.00
Provider ECEM Visits	75%	93%	4	3.72
Placements with Siblings	No Data	100%	Not Scored	Not Scored
Placements within Legal County	26%	0%	Not Scored	Not Scored
Well-Being Sub-Total			14	12.92
ILP/TLP Specialty Outcomes				
Academic/Career Development	65%	100%	10	10.00
Ind Living Skills Provision	62%	93%	15	13.95
Financial Independence	42%	71%	5	3.55
Community Connections	74%	100%	5	5.00
WTLP/Life Coach	67%	82%	15	12.30
Specialty Sub-Total			50	44.80
*Performance calculation descriptions can be found in the FY 2017 RBWO PBP Measurements and Standards Guide.				

Monitoring & Outcomes: Possible Points = 100

Points Earned = 87.95



Performance-Based Placement Measures

RBWO Provider GA+SCORECARD - ILP/TLP

Report Quarter: Q2 FY2017

Score Before Incentives Credit	87.95%
Incentives Awarded	10.00 pts
PBP Verification	N/A pts
Total Score	97.95%

Provider/Program Name: Elks Aidmore Children's Center - Transitional Living Program (629) - CCI

Program Census Information:		# Children in Care During Quarter: 17	# Placements During Quarter: 18	# Children in Care On Last Day: 14
ILP/TLP Incentive Credits	Avg Performance All ILP/TLPs (Points)	Provider Performance (%)*	Possible Points (Weight)	Provider Points Earned
No DJJ or DOC Involvement		96%	5	4.80
Extended Foster Care Services		0%	5	0.00
Positive Permanency Connections		0%	5	0.00
High School Graduation/College Participation/Professional Certification		0%	20	0.00
Part-Time Employment with Medical Benefits		33%	20	6.60
Living Arrangements at Discharge		25%	20	5.00
Additional Academic Supports		56%	2	1.12
Additional IL Skills Provision		63%	5	3.15
Active Agency Accreditation		0%	4	0.00
Staff Clinical Licensure		0%	5	0.00
Incentives Total	13.68		91	20.67

*Performance calculation descriptions can be found in the FY 2017 RBWO PBP Measurements and Standards Guide.

Child Protective Services Investigations and Dispositions

The following investigations data, which is not used for scoring but is considered significant to a provider's performance, is from Georgia SHINES and is not considered final or complete until the end of the fiscal year.

Total Reports:	0	
Number Screened In:	0	
Number Screened Out:	0	
Number Substantiated:	0	
Number Unsubstantiated:	0	
Number Active CPS Investigations:	0	



Performance-Based Placement Measures RBWO Provider GA+SCORECARD - ILP/TLP

Report Quarter: Q2 FY2017

Provider/Program Name: Embracing Communities, Inc. - ILP (5198) - CCI

4292 Memorial Drive Suite C, Decatur, GA 30032

Phone: 678-435-5769

Vendor ID# 126185

Quarterly Scores (Grades)

Q1: 27.38 (F)

Q2: 11.95 (F)

Q3: N/A

Q4: N/A

Current Quarter Score (Grade)

11.95%

(F)

Program Census Information:

Children in Care During Quarter: 5

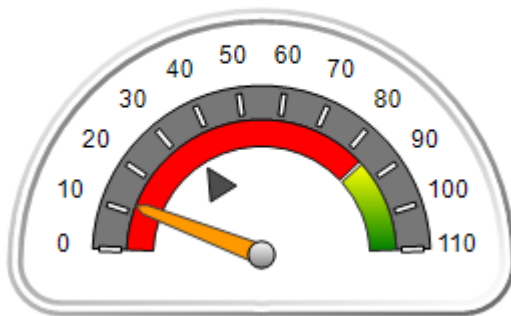
Placements During Quarter: 5

Children in Care On Last Day: 5

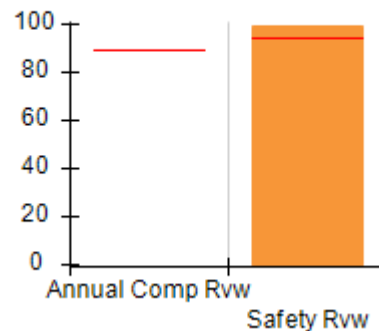
Quarterly Provider Comparisons to All ILP/TLPs

▼ indicates average for all ILP/TLPs

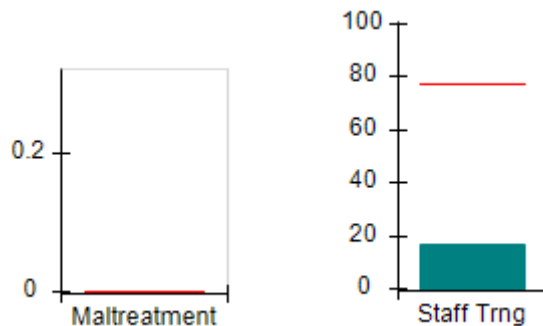
Overall Score (%)



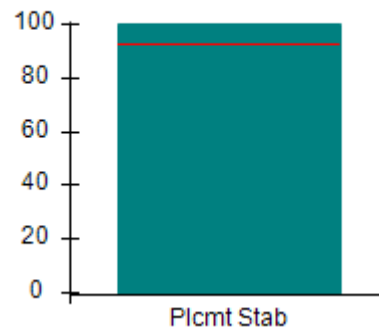
OPM Monitoring Reviews (%)



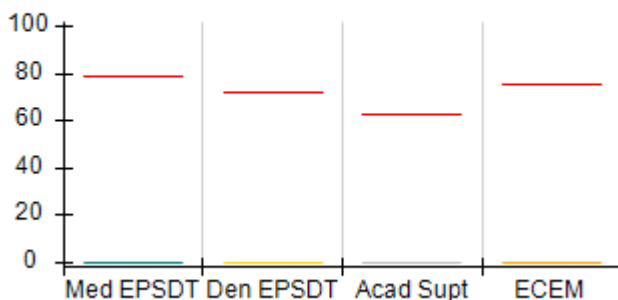
Safety Outcomes (%)



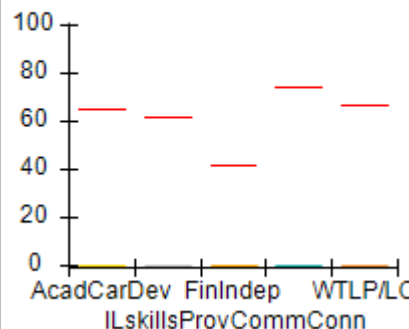
Permanency Outcomes (%)



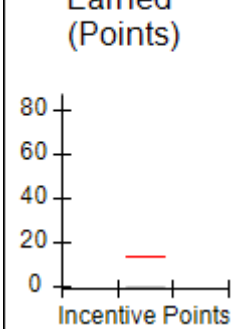
Well-Being Outcomes (%)



ILP/TLP Outcomes (%)



Incentives Earned (Points)





Performance-Based Placement Measures RBWO Provider GA+SCORECARD - ILP/TLP

Report Quarter: Q2 FY2017

Provider/Program Name: Embracing Communities, Inc. - ILP (5198) - CCI

4292 Memorial Drive Suite C, Decatur, GA 30032 Phone: 678-435-5769 Vendor ID# 126185	Quarterly Scores (Grades)		Current Quarter Score (Grade)
	Q1: 27.38 (F)	Q2: 11.95 (F)	11.95% (F)
	Q3: N/A	Q4: N/A	

Program Census Information:	# Children in Care During Quarter: 5	# Placements During Quarter: 5	# Children in Care On Last Day: 5
-----------------------------	--------------------------------------	--------------------------------	-----------------------------------

	Avg Performance All ILP/TLPs (%)	Provider Performance (%)*	Possible Points (Weight)	Provider Points Earned
--	----------------------------------	---------------------------	--------------------------	------------------------

OPM Monitoring Reviews

Annual Comprehensive Reviews	89%	Not Yet Conducted		
Safety Reviews	94%	99%	5	4.95
Monitoring Sub-Total			5	4.95

ILP/TLP Safety Outcomes

Incidence of Maltreatment	0.00%	Not Eligible		
Staff Training	77%	17%	13	2.21
Safety Sub-Total			13	2.21

ILP/TLP Permanency Outcomes

Placement Stability	93%	100%	3	3.00
Permanency Sub-Total			3	3.00

ILP/TLP Well-Being Outcomes

EPSDT Medical Visits	79%	0%	4	0.00
EPSDT Dental Visits	72%	0%	4	0.00
Academic Supports	63%	0%	2	0.00
Provider ECEM Visits	75%	0%	4	0.00
Placements with Siblings	No Data	Not Eligible	Not Scored	Not Scored
Placements within Legal County	26%	100%	Not Scored	Not Scored
Well-Being Sub-Total			14	0.00

ILP/TLP Specialty Outcomes

Academic/Career Development	65%	0%	10	0.00
Ind Living Skills Provision	62%	0%	15	0.00
Financial Independence	42%	0%	5	0.00
Community Connections	74%	0%	5	0.00
WTLP/Life Coach	67%	0%	15	0.00
Specialty Sub-Total			50	0.00

*Performance calculation descriptions can be found in the FY 2017 RBWO PBP Measurements and Standards Guide.

Monitoring & Outcomes: Possible Points = 85	Points Earned = 10.16
Score Before Incentives Credit 11.95%	



Performance-Based Placement Measures RBWO Provider GA+SCORECARD - ILP/TLP

Report Quarter: Q2 FY2017

Incentives Awarded	00.00 pts
PBP Verification	N/A pts
Total Score	11.95%

Provider/Program Name: Embracing Communities, Inc. - ILP (5198) - CCI

Program Census Information:		# Children in Care During Quarter: 5	# Placements During Quarter: 5	# Children in Care On Last Day: 5
ILP/TLP Incentive Credits	Avg Performance All ILP/TLPs (Points)	Provider Performance (%)*	Possible Points (Weight)	Provider Points Earned
No DJJ or DOC Involvement		0%	5	0.00
Extended Foster Care Services		Not Eligible	5	
Positive Permanency Connections		0%	5	0.00
High School Graduation/College Participation/Professional Certification		0%	20	0.00
Part-Time Employment with Medical Benefits		Not Eligible	20	
Living Arrangements at Discharge		Not Eligible	20	
Additional Academic Supports		0%	2	0.00
Additional IL Skills Provision		0%	5	0.00
Active Agency Accreditation		0%	4	0.00
Staff Clinical Licensure		0%	5	0.00
Incentives Total	13.68		91	0.00

*Performance calculation descriptions can be found in the FY 2017 RBWO PBP Measurements and Standards Guide.

Child Protective Services Investigations and Dispositions

The following investigations data, which is not used for scoring but is considered significant to a provider's performance, is from Georgia SHINES and is not considered final or complete until the end of the fiscal year.

Total Reports:	0	
Number Screened In:	0	
Number Screened Out:	0	
Number Substantiated:	0	
Number Unsubstantiated:	0	
Number Active CPS Investigations:	0	



Performance-Based Placement Measures **RBWO Provider GA+SCORECARD - ILP/TLP**

Report Quarter: Q2 FY2017

Provider/Program Name: ENA, Inc., dba NECCO (formerly GA SAFE) - Albany ILP (5171) - CCI

2231 Dawson Road, Albany, GA 31707

Phone: 229-299-5095

Vendor ID# 119959

Quarterly Scores (Grades)

Q1: 104.81 (A+)

Q2: 100.88 (A+)

Q3: N/A

Q4: N/A

Current Quarter Score (Grade)

100.88%
(A+)

Program Census Information:

Children in Care During Quarter: 10

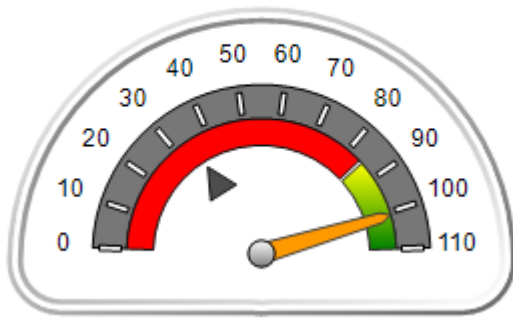
Placements During Quarter: 10

Children in Care On Last Day: 9

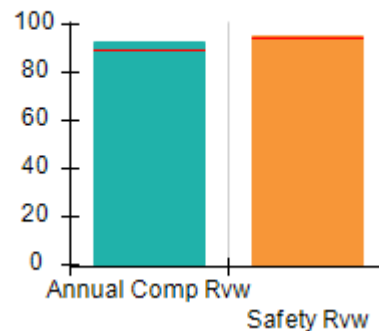
Quarterly Provider Comparisons to All ILP/TLPs

▼ indicates average for all ILP/TLPs

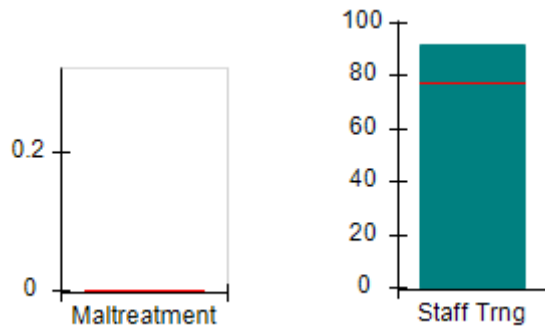
Overall Score (%)



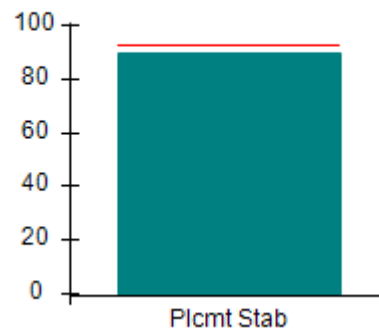
OPM Monitoring Reviews (%)



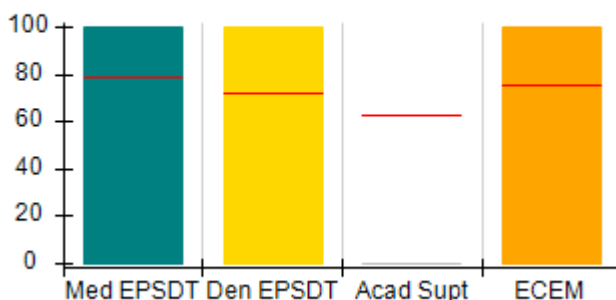
Safety Outcomes (%)



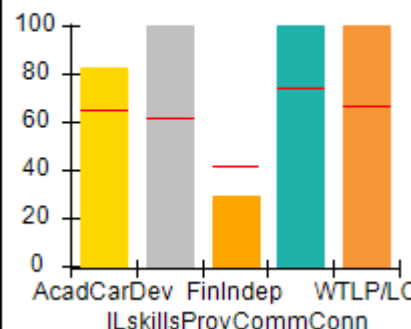
Permanency Outcomes (%)



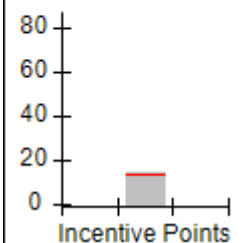
Well-Being Outcomes (%)



ILP/TLP Outcomes (%)



Incentives Earned (Points)





Performance-Based Placement Measures RBWO Provider GA+SCORECARD - ILP/TLP

Report Quarter: Q2 FY2017

Provider/Program Name: ENA, Inc., dba NECCO (formerly GA SAFE) - Albany ILP (5171) - CCI

2231 Dawson Road, Albany, GA 31707 Phone: 229-299-5095 Vendor ID# 119959	Quarterly Scores (Grades)		Current Quarter Score (Grade)
	Q1: 104.81 (A+)	Q2: 100.88 (A+)	100.88% (A+)
	Q3: N/A	Q4: N/A	

Program Census Information:	# Children in Care During Quarter: 10	# Placements During Quarter: 10	# Children in Care On Last Day: 9
-----------------------------	---------------------------------------	---------------------------------	-----------------------------------

	Avg Performance All ILP/TLPs (%)	Provider Performance (%)*	Possible Points (Weight)	Provider Points Earned
--	----------------------------------	---------------------------	--------------------------	------------------------

OPM Monitoring Reviews

Annual Comprehensive Reviews	89%	92%	15	13.87
Safety Reviews	94%	96%	5	4.78
Monitoring Sub-Total			20	18.65

ILP/TLP Safety Outcomes

Incidence of Maltreatment	0.00%	No Substantiated Reports	3	3.00
Staff Training	77%	92%	10	9.20
Safety Sub-Total			13	12.20

ILP/TLP Permanency Outcomes

Placement Stability	93%	90%	3	2.70
Permanency Sub-Total			3	2.70

ILP/TLP Well-Being Outcomes

EPSDT Medical Visits	79%	100%	4	4.00
EPSDT Dental Visits	72%	100%	4	4.00
Academic Supports	63%	0%	2	0.00
Provider ECEM Visits	75%	100%	4	4.00
Placements with Siblings	No Data	0%	Not Scored	Not Scored
Placements within Legal County	26%	50%	Not Scored	Not Scored
Well-Being Sub-Total			14	12.58

ILP/TLP Specialty Outcomes

Academic/Career Development	65%	83%	10	8.30
Ind Living Skills Provision	62%	100%	15	15.00
Financial Independence	42%	29%	5	1.45
Community Connections	74%	100%	5	5.00
WTLP/Life Coach	67%	100%	15	15.00
Specialty Sub-Total			50	44.75

*Performance calculation descriptions can be found in the FY 2017 RBWO PBP Measurements and Standards Guide.

Monitoring & Outcomes: Possible Points = 100	Points Earned = 90.88
---------------------------------------------------------	------------------------------



Performance-Based Placement Measures

RBWO Provider GA+SCORECARD - ILP/TLP

Report Quarter: Q2 FY2017

Score Before Incentives Credit	90.88%
Incentives Awarded	10.00 pts
PBP Verification	N/A pts
Total Score	100.88%

Provider/Program Name: ENA, Inc., dba NECCO (formerly GA SAFE) - Albany ILP (5171) - CCI

Program Census Information:		# Children in Care During Quarter: 10	# Placements During Quarter: 10	# Children in Care On Last Day: 9
ILP/TLP Incentive Credits	Avg Performance All ILP/TLPs (Points)	Provider Performance (%)*	Possible Points (Weight)	Provider Points Earned
No DJJ or DOC Involvement		96%	5	4.80
Extended Foster Care Services		Not Eligible	5	
Positive Permanency Connections		14%	5	0.70
High School Graduation/College Participation/Professional Certification		30%	20	6.00
Part-Time Employment with Medical Benefits		0%	20	0.00
Living Arrangements at Discharge		0%	20	0.00
Additional Academic Supports		0%	2	0.00
Additional IL Skills Provision		13%	5	0.65
Active Agency Accreditation		50%	4	2.00
Staff Clinical Licensure		0%	5	0.00
Incentives Total	13.68		91	14.15

*Performance calculation descriptions can be found in the FY 2017 RBWO PBP Measurements and Standards Guide.

Child Protective Services Investigations and Dispositions

The following investigations data, which is not used for scoring but is considered significant to a provider's performance, is from Georgia SHINES and is not considered final or complete until the end of the fiscal year.

Total Reports:	0	
Number Screened In:	0	
Number Screened Out:	0	
Number Substantiated:	0	
Number Unsubstantiated:	0	
Number Active CPS Investigations:	0	



Performance-Based Placement Measures RBWO Provider GA+SCORECARD - ILP/TLP

Report Quarter: Q2 FY2017

Provider/Program Name: ENA, Inc., dba NECCO (formerly GA SAFE) - Jonesboro ILP (5136) - CCI

9556 Tara Blvd., Jonesboro, GA 30236

Phone: 678-610-1933

Vendor ID# 114043

Quarterly Scores (Grades)

Current Quarter Score (Grade)

Q1: 87.61 (B+)

Q2: 85.24 (B)

85.24%

Q3: N/A

Q4: N/A

(B)

Program Census Information:

Children in Care During Quarter: 31

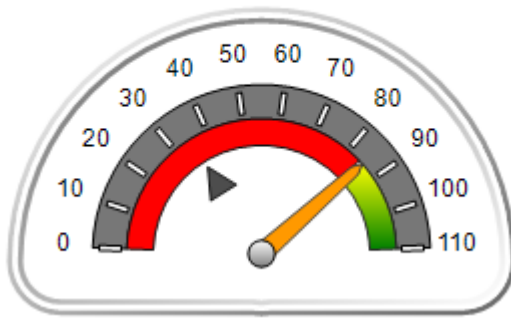
Placements During Quarter: 31

Children in Care On Last Day: 26

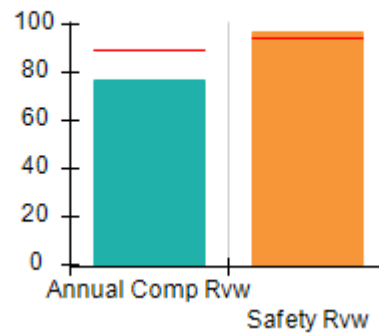
Quarterly Provider Comparisons to All ILP/TLPs

▼ indicates average for all ILP/TLPs

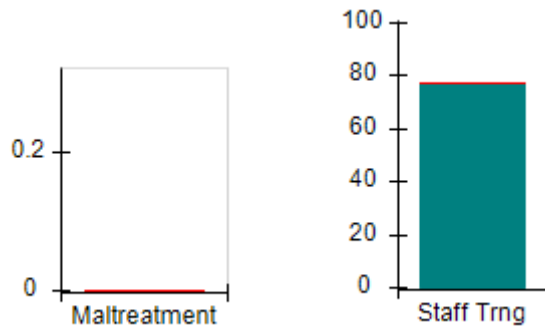
Overall Score (%)



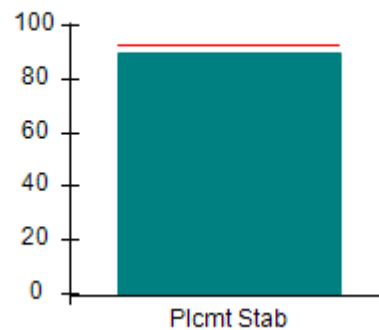
OPM Monitoring Reviews (%)



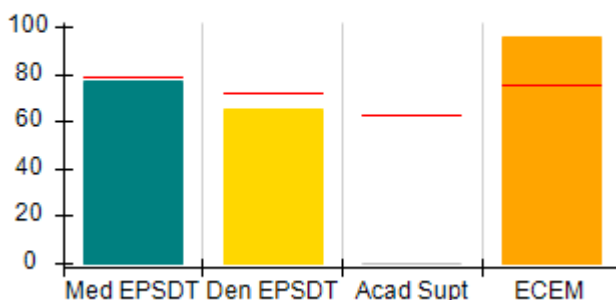
Safety Outcomes (%)



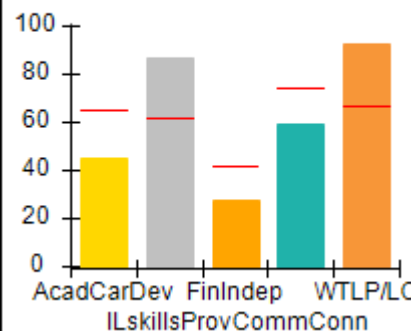
Permanency Outcomes (%)



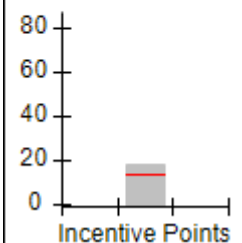
Well-Being Outcomes (%)



ILP/TLP Outcomes (%)



Incentives Earned (Points)





Performance-Based Placement Measures RBWO Provider GA+SCORECARD - ILP/TLP

Report Quarter: Q2 FY2017

Provider/Program Name: ENA, Inc., dba NECCO (formerly GA SAFE) - Jonesboro ILP (5136) - CCI				
9556 Tara Blvd., Jonesboro, GA 30236		Quarterly Scores (Grades)		Current Quarter Score (Grade)
Phone: 678-610-1933		Q1: 87.61 (B+)	Q2: 85.24 (B)	85.24% (B)
Vendor ID# 114043		Q3: N/A	Q4: N/A	
Program Census Information:		# Children in Care During Quarter: 31	# Placements During Quarter: 31	# Children in Care On Last Day: 26
	Avg Performance All ILP/TLPs (%)	Provider Performance (%)*	Possible Points (Weight)	Provider Points Earned
OPM Monitoring Reviews				
Annual Comprehensive Reviews	89%	77%	15	11.52
Safety Reviews	94%	97%	5	4.84
Monitoring Sub-Total			20	16.36
ILP/TLP Safety Outcomes				
Incidence of Maltreatment	0.00%	No Substantiated Reports	3	3.00
Staff Training	77%	77%	10	7.70
Safety Sub-Total			13	10.70
ILP/TLP Permanency Outcomes				
Placement Stability	93%	90%	3	2.70
Permanency Sub-Total			3	2.70
ILP/TLP Well-Being Outcomes				
EPSDT Medical Visits	79%	77%	4	3.08
EPSDT Dental Visits	72%	65%	4	2.60
Academic Supports	63%	0%	2	0.00
Provider ECEM Visits	75%	96%	4	3.84
Placements with Siblings	No Data	Not Eligible	Not Scored	Not Scored
Placements within Legal County	26%	0%	Not Scored	Not Scored
Well-Being Sub-Total			14	9.68
ILP/TLP Specialty Outcomes				
Academic/Career Development	65%	45%	10	4.50
Ind Living Skills Provision	62%	87%	15	13.05
Financial Independence	42%	27%	5	1.35
Community Connections	74%	59%	5	2.95
WTLP/Life Coach	67%	93%	15	13.95
Specialty Sub-Total			50	35.80
*Performance calculation descriptions can be found in the FY 2017 RBWO PBP Measurements and Standards Guide.				

Monitoring & Outcomes: Possible Points = 100

Points Earned = 75.24



Performance-Based Placement Measures

RBWO Provider GA+SCORECARD - ILP/TLP

Report Quarter: Q2 FY2017

Score Before Incentives Credit	75.24%
Incentives Awarded	10.00 pts
PBP Verification	N/A pts
Total Score	85.24%

Provider/Program Name: ENA, Inc., dba NECCO (formerly GA SAFE) - Jonesboro ILP (5136) - CCI

Program Census Information:		# Children in Care During Quarter: 31	# Placements During Quarter: 31	# Children in Care On Last Day: 26
ILP/TLP Incentive Credits	Avg Performance All ILP/TLPs (Points)	Provider Performance (%)*	Possible Points (Weight)	Provider Points Earned
No DJJ or DOC Involvement		97%	5	4.85
Extended Foster Care Services		50%	5	2.50
Positive Permanency Connections		0%	5	0.00
High School Graduation/College Participation/Professional Certification		8%	20	1.60
Part-Time Employment with Medical Benefits		20%	20	4.00
Living Arrangements at Discharge		0%	20	0.00
Additional Academic Supports		0%	2	0.00
Additional IL Skills Provision		16%	5	0.80
Active Agency Accreditation		100%	4	4.00
Staff Clinical Licensure		0%	5	0.00
Incentives Total	13.68		91	17.75

*Performance calculation descriptions can be found in the FY 2017 RBWO PBP Measurements and Standards Guide.

Child Protective Services Investigations and Dispositions

The following investigations data, which is not used for scoring but is considered significant to a provider's performance, is from Georgia SHINES and is not considered final or complete until the end of the fiscal year.

Total Reports:	0	
Number Screened In:	0	
Number Screened Out:	0	
Number Substantiated:	0	
Number Unsubstantiated:	0	
Number Active CPS Investigations:	0	



Performance-Based Placement Measures RBWO Provider GA+SCORECARD - ILP/TLP

Report Quarter: Q2 FY2017

Provider/Program Name: ENA, Inc., dba NECCO (formerly GA SAFE) - Macon ILP (5172) - CCI

150 North Crest Blvd, Macon, GA 31210

Phone: 478-254-2902

Vendor ID# 92617

Quarterly Scores (Grades)

Q1: 90.19 (A-)

Q2: 91.80 (A-)

Q3: N/A

Q4: N/A

Current Quarter Score (Grade)

91.80%

(A-)

Program Census Information:

Children in Care During Quarter: 19

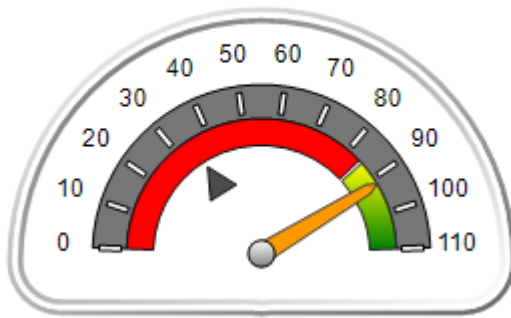
Placements During Quarter: 20

Children in Care On Last Day: 17

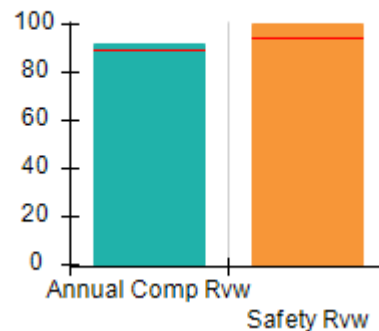
Quarterly Provider Comparisons to All ILP/TLPs

▼ — indicates average for all ILP/TLPs

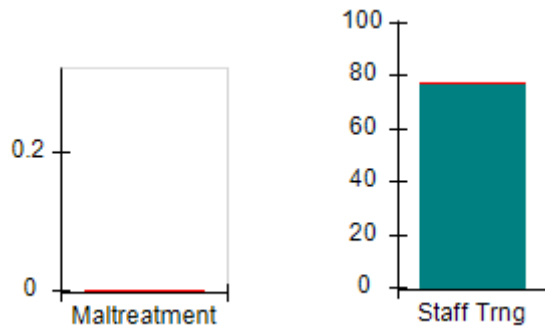
Overall Score (%)



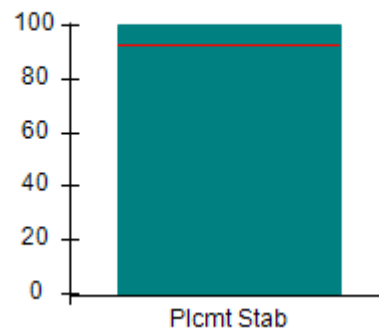
OPM Monitoring Reviews (%)



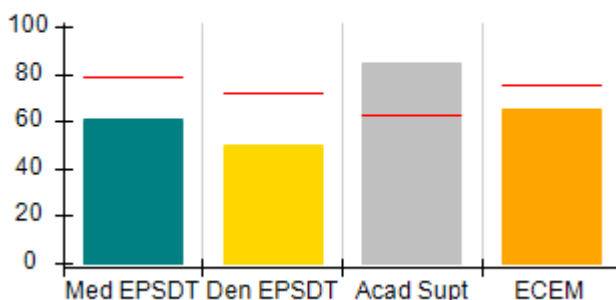
Safety Outcomes (%)



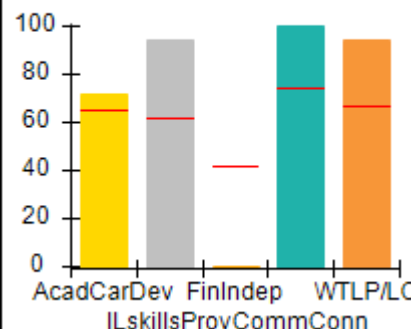
Permanency Outcomes (%)



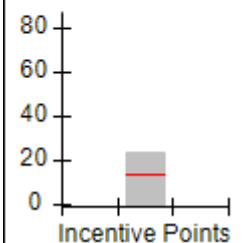
Well-Being Outcomes (%)



ILP/TLP Outcomes (%)



Incentives Earned (Points)





**Performance-Based Placement Measures
RBWO Provider GA+SCORECARD - ILP/TLP**

Report Quarter: Q2 FY2017

Provider/Program Name: ENA, Inc., dba NECCO (formerly GA SAFE) - Macon ILP (5172) - CCI

150 North Crest Blvd, Macon, GA 31210 Phone: 478-254-2902 Vendor ID# 92617	Quarterly Scores (Grades)		Current Quarter Score (Grade)
	Q1: 90.19 (A-)	Q2: 91.80 (A-)	91.80%
	Q3: N/A	Q4: N/A	(A-)

Program Census Information:	# Children in Care During Quarter: 19	# Placements During Quarter: 20	# Children in Care On Last Day: 17
-----------------------------	---------------------------------------	---------------------------------	------------------------------------

	Avg Performance All ILP/TLPs (%)	Provider Performance (%)*	Possible Points (Weight)	Provider Points Earned
--	-----------------------------------------	----------------------------------	---------------------------------	-------------------------------

OPM Monitoring Reviews

Annual Comprehensive Reviews	89%	91%	15	13.72
Safety Reviews	94%	100%	5	5.00
Monitoring Sub-Total			20	18.72

ILP/TLP Safety Outcomes

Incidence of Maltreatment	0.00%	No Substantiated Reports	3	3.00
Staff Training	77%	77%	10	7.70
Safety Sub-Total			13	10.70

ILP/TLP Permanency Outcomes

Placement Stability	93%	100%	3	3.00
Permanency Sub-Total			3	3.00

ILP/TLP Well-Being Outcomes

EPSDT Medical Visits	79%	61%	4	2.44
EPSDT Dental Visits	72%	50%	4	2.00
Academic Supports	63%	85%	2	1.70
Provider ECEM Visits	75%	65%	4	2.60
Placements with Siblings	No Data	0%	Not Scored	Not Scored
Placements within Legal County	26%	0%	Not Scored	Not Scored
Well-Being Sub-Total			14	8.98

ILP/TLP Specialty Outcomes

Academic/Career Development	65%	72%	10	7.20
Ind Living Skills Provision	62%	94%	15	14.10
Financial Independence	42%	0%	5	0.00
Community Connections	74%	100%	5	5.00
WTLP/Life Coach	67%	94%	15	14.10
Specialty Sub-Total			50	40.40

*Performance calculation descriptions can be found in the FY 2017 RBWO PBP Measurements and Standards Guide.

Monitoring & Outcomes: Possible Points = 100	Points Earned = 81.80
---------------------------------------------------------	------------------------------



Performance-Based Placement Measures

RBWO Provider GA+SCORECARD - ILP/TLP

Report Quarter: Q2 FY2017

Score Before Incentives Credit	81.80%
Incentives Awarded	10.00 pts
PBP Verification	N/A pts
Total Score	91.80%

Provider/Program Name: ENA, Inc., dba NECCO (formerly GA SAFE) - Macon ILP (5172) - CCI

Program Census Information:		# Children in Care During Quarter: 19	# Placements During Quarter: 20	# Children in Care On Last Day: 17
ILP/TLP Incentive Credits	Avg Performance All ILP/TLPs (Points)	Provider Performance (%)*	Possible Points (Weight)	Provider Points Earned
No DJJ or DOC Involvement		100%	5	5.00
Extended Foster Care Services		20%	5	1.00
Positive Permanency Connections		0%	5	0.00
High School Graduation/College Participation/Professional Certification		11%	20	2.20
Part-Time Employment with Medical Benefits		33%	20	6.60
Living Arrangements at Discharge		33%	20	6.60
Additional Academic Supports		0%	2	0.00
Additional IL Skills Provision		0%	5	0.00
Active Agency Accreditation		50%	4	2.00
Staff Clinical Licensure		0%	5	0.00
Incentives Total	13.68		91	23.40

*Performance calculation descriptions can be found in the FY 2017 RBWO PBP Measurements and Standards Guide.

Child Protective Services Investigations and Dispositions

The following investigations data, which is not used for scoring but is considered significant to a provider's performance, is from Georgia SHINES and is not considered final or complete until the end of the fiscal year.

Total Reports:	0	
Number Screened In:	0	
Number Screened Out:	0	
Number Substantiated:	0	
Number Unsubstantiated:	0	
Number Active CPS Investigations:	0	



Performance-Based Placement Measures RBWO Provider GA+SCORECARD - ILP/TLP

Report Quarter: Q2 FY2017

Provider/Program Name: ENA, Inc., dba NECCO (formerly GA SAFE) - Martinez ILP (5137) - CCI

4424 Columbia Rd., Martinez, GA 30907

Phone: 706-210-3435

Vendor ID# 114072

Quarterly Scores (Grades)

Q1: 88.39 (B+)

Q2: 71.24 (C-)

Q3: N/A

Q4: N/A

Current Quarter Score (Grade)

71.24%

(C-)

Program Census Information:

Children in Care During Quarter: 7

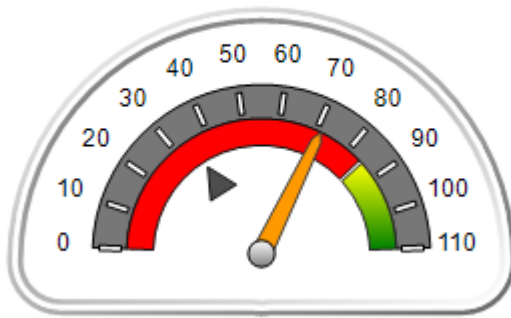
Placements During Quarter: 7

Children in Care On Last Day: 7

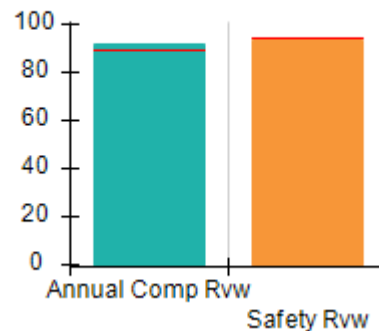
Quarterly Provider Comparisons to All ILP/TLPs

▼ indicates average for all ILP/TLPs

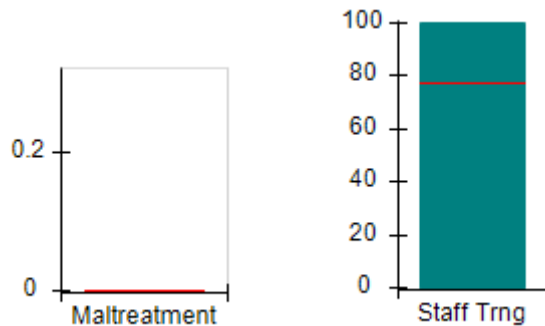
Overall Score (%)



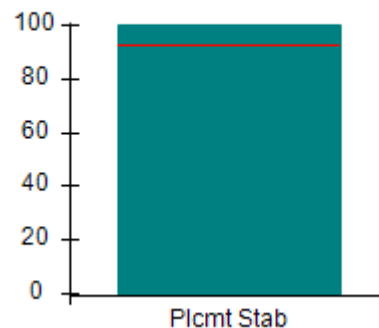
OPM Monitoring Reviews (%)



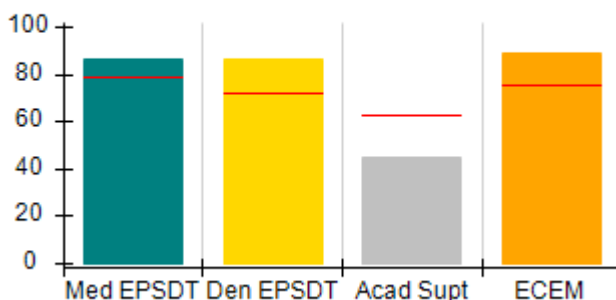
Safety Outcomes (%)



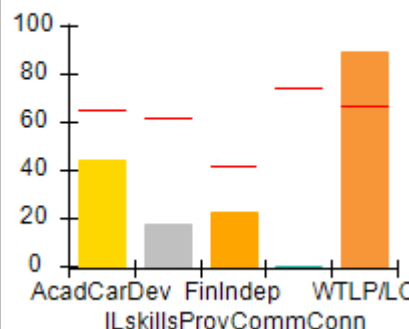
Permanency Outcomes (%)



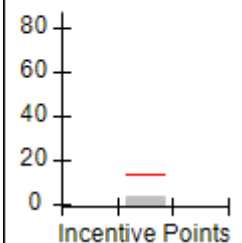
Well-Being Outcomes (%)



ILP/TLP Outcomes (%)



Incentives Earned (Points)





Performance-Based Placement Measures RBWO Provider GA+SCORECARD - ILP/TLP

Report Quarter: Q2 FY2017

Provider/Program Name: ENA, Inc., dba NECCO (formerly GA SAFE) - Martinez ILP (5137) - CCI

4424 Columbia Rd., Martinez, GA 30907 Phone: 706-210-3435 Vendor ID# 114072	Quarterly Scores (Grades)		Current Quarter Score (Grade)
	Q1: 88.39 (B+)	Q2: 71.24 (C-)	71.24% (C-)
	Q3: N/A	Q4: N/A	

Program Census Information:	# Children in Care During Quarter: 7	# Placements During Quarter: 7	# Children in Care On Last Day: 7
-----------------------------	--------------------------------------	--------------------------------	-----------------------------------

	Avg Performance All ILP/TLPs (%)	Provider Performance (%)*	Possible Points (Weight)	Provider Points Earned
--	-----------------------------------------	----------------------------------	---------------------------------	-------------------------------

OPM Monitoring Reviews

Annual Comprehensive Reviews	89%	92%	15	13.73
Safety Reviews	94%	94%	5	4.68
Monitoring Sub-Total			20	18.40

ILP/TLP Safety Outcomes

Incidence of Maltreatment	0.00%	Not Eligible		
Staff Training	77%	100%	13	13.00
Safety Sub-Total			13	13.00

ILP/TLP Permanency Outcomes

Placement Stability	93%	100%	3	3.00
Permanency Sub-Total			3	3.00

ILP/TLP Well-Being Outcomes

EPSDT Medical Visits	79%	86%	4	3.44
EPSDT Dental Visits	72%	86%	4	3.44
Academic Supports	63%	45%	2	0.90
Provider ECEM Visits	75%	89%	4	3.56
Placements with Siblings	No Data	67%	Not Scored	Not Scored
Placements within Legal County	26%	50%	Not Scored	Not Scored
Well-Being Sub-Total			14	11.54

ILP/TLP Specialty Outcomes

Academic/Career Development	65%	44%	10	4.40
Ind Living Skills Provision	62%	17%	15	2.55
Financial Independence	42%	22%	5	1.10
Community Connections	74%	0%	5	0.00
WTLP/Life Coach	67%	89%	15	13.35
Specialty Sub-Total			50	21.40

*Performance calculation descriptions can be found in the FY 2017 RBWO PBP Measurements and Standards Guide.

Monitoring & Outcomes: Possible Points = 100	Points Earned = 67.34
Score Before Incentives Credit 67.34%	



Performance-Based Placement Measures RBWO Provider GA+SCORECARD - ILP/TLP

Report Quarter: Q2 FY2017

Incentives Awarded	03.90 pts
PBP Verification	N/A pts
Total Score	71.24%

Provider/Program Name: ENA, Inc., dba NECCO (formerly GA SAFE) - Martinez ILP (5137) - CCI

Program Census Information:		# Children in Care During Quarter: 7	# Placements During Quarter: 7	# Children in Care On Last Day: 7
ILP/TLP Incentive Credits	Avg Performance All ILP/TLPs (Points)	Provider Performance (%)*	Possible Points (Weight)	Provider Points Earned
No DJJ or DOC Involvement		28%	5	1.40
Extended Foster Care Services		Not Eligible	5	
Positive Permanency Connections		0%	5	0.00
High School Graduation/College Participation/Professional Certification		0%	20	0.00
Part-Time Employment with Medical Benefits		Not Eligible	20	
Living Arrangements at Discharge		Not Eligible	20	
Additional Academic Supports		25%	2	0.50
Additional IL Skills Provision		0%	5	0.00
Active Agency Accreditation		50%	4	2.00
Staff Clinical Licensure		0%	5	0.00
Incentives Total	13.68		91	3.90

*Performance calculation descriptions can be found in the FY 2017 RBWO PBP Measurements and Standards Guide.

Child Protective Services Investigations and Dispositions

The following investigations data, which is not used for scoring but is considered significant to a provider's performance, is from Georgia SHINES and is not considered final or complete until the end of the fiscal year.

Total Reports:	0
Number Screened In:	0
Number Screened Out:	0
Number Substantiated:	0
Number Unsubstantiated:	0
Number Active CPS Investigations:	0



Performance-Based Placement Measures RBWO Provider GA+SCORECARD - ILP/TLP

Report Quarter: Q2 FY2017

Provider/Program Name: Exquisite Care - ILP (5195) - CCI

9220 Grady Dr., Jonesboro, GA 30238

Phone: 770-580-0542

Vendor ID# 125387

Quarterly Scores (Grades)

Q1: 59.38 (F)

Q2: 87.23 (B+)

Q3: N/A

Q4: N/A

Current Quarter Score (Grade)

87.23%

(B+)

Program Census Information:

Children in Care During Quarter: 2

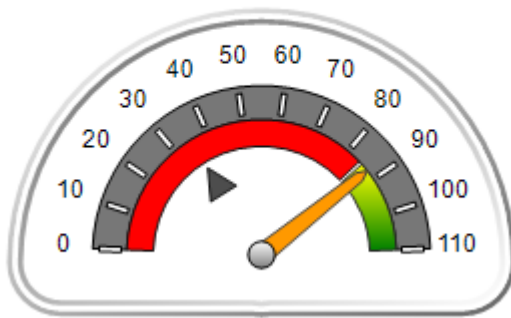
Placements During Quarter: 2

Children in Care On Last Day: 0

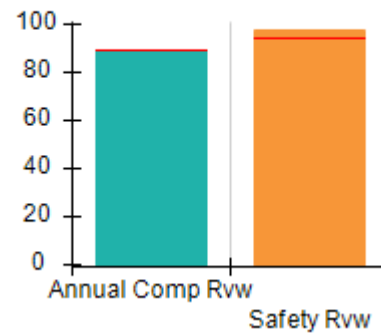
Quarterly Provider Comparisons to All ILP/TLPs

▼ indicates average for all ILP/TLPs

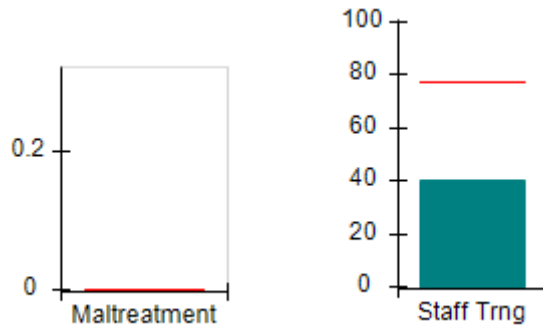
Overall Score (%)



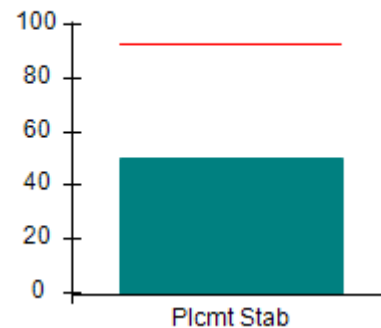
OPM Monitoring Reviews (%)



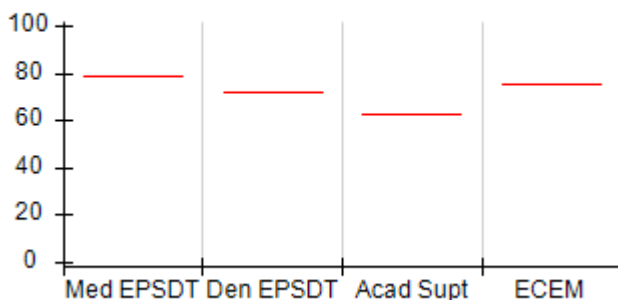
Safety Outcomes (%)



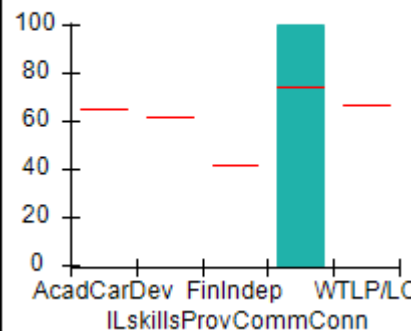
Permanency Outcomes (%)



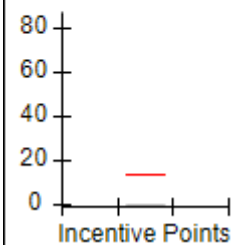
Well-Being Outcomes (%)



ILP/TLP Outcomes (%)



Incentives Earned (Points)





Performance-Based Placement Measures

RBWO Provider GA+SCORECARD - ILP/TLP

Report Quarter: Q2 FY2017

Provider/Program Name: Exquisite Care - ILP (5195) - CCI

9220 Grady Dr., Jonesboro, GA 30238

Phone: 770-580-0542

Vendor ID# 125387

Quarterly Scores (Grades)**Current Quarter Score (Grade)****Q1: 59.38 (F)****Q2: 87.23 (B+)****87.23%****Q3: N/A****Q4: N/A****(B+)**

Program Census Information:

Children in Care During
Quarter: 2# Placements During
Quarter: 2# Children in Care On
Last Day: 0Avg
Performance All
ILP/TLPs (%)Provider
Performance (%)*Possible Points
(Weight)Provider Points
Earned**OPM Monitoring Reviews**

Annual Comprehensive Reviews	89%	90%	15	13.45
Safety Reviews	94%	97%	5	4.87
Monitoring Sub-Total			20	18.32

ILP/TLP Safety Outcomes

Incidence of Maltreatment	0.00%	Not Eligible		
Staff Training	77%	40%	13	5.20
Safety Sub-Total			13	5.20

ILP/TLP Permanency Outcomes

Placement Stability	93%	50%	3	1.50
Permanency Sub-Total			3	1.50

ILP/TLP Well-Being Outcomes

EPSDT Medical Visits	79%	Not Eligible		
EPSDT Dental Visits	72%	Not Eligible		
Academic Supports	63%	Not Eligible		
Provider ECEM Visits	75%	Not Eligible		
Placements with Siblings	No Data	Not Eligible	Not Scored	Not Scored
Placements within Legal County	26%	Not Eligible	Not Scored	Not Scored
Well-Being Sub-Total			N/A	

ILP/TLP Specialty Outcomes

Academic/Career Development	65%	Not Eligible		
Ind Living Skills Provision	62%	Not Eligible		
Financial Independence	42%	Not Eligible		
Community Connections	74%	100%	50	50.00
WTLP/Life Coach	67%	Not Eligible		
Specialty Sub-Total			50	50.00

*Performance calculation descriptions can be found in the FY 2017 RBWO PBP Measurements and Standards Guide.

Monitoring & Outcomes: Possible Points = 86**Points Earned = 75.02****Score Before Incentives Credit****87.23%**



Performance-Based Placement Measures

RBWO Provider GA+SCORECARD - ILP/TLP

Report Quarter: Q2 FY2017

Incentives Awarded	00.00 pts
PBP Verification	N/A pts
Total Score	87.23%

Provider/Program Name: Exquisite Care - ILP (5195) - CCI

Program Census Information:		# Children in Care During Quarter: 2	# Placements During Quarter: 2	# Children in Care On Last Day: 0
ILP/TLP Incentive Credits	Avg Performance All ILP/TLPs (Points)	Provider Performance (%)*	Possible Points (Weight)	Provider Points Earned
No DJJ or DOC Involvement		Not Eligible	5	
Extended Foster Care Services		Not Eligible	5	
Positive Permanency Connections		Not Eligible	5	
High School Graduation/College Participation/Professional Certification		Not Eligible	20	
Part-Time Employment with Medical Benefits		0%	20	0.00
Living Arrangements at Discharge		0%	20	0.00
Additional Academic Supports		Not Eligible	2	
Additional IL Skills Provision		Not Eligible	5	
Active Agency Accreditation		0%	4	0.00
Staff Clinical Licensure		0%	5	0.00
Incentives Total	13.68		91	0.00

*Performance calculation descriptions can be found in the FY 2017 RBWO PBP Measurements and Standards Guide.

Child Protective Services Investigations and Dispositions

The following investigations data, which is not used for scoring but is considered significant to a provider's performance, is from Georgia SHINES and is not considered final or complete until the end of the fiscal year.

Total Reports:	0	
Number Screened In:	0	
Number Screened Out:	0	
Number Substantiated:	0	
Number Unsubstantiated:	0	
Number Active CPS Investigations:	0	



Performance-Based Placement Measures RBWO Provider GA+SCORECARD - ILP/TLP

Report Quarter: Q2 FY2017

Provider/Program Name: Exquisite Care - ILP 2 (5240) - CCI

100 Chase Ridge Dr., Riverdale, GA 30296

Phone: 770-580-0542

Vendor ID# 143545

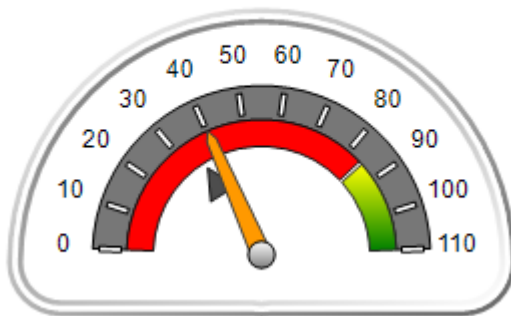
Program Census Information:

Quarterly Scores (Grades)		Current Quarter Score (Grade)
Q1: 50.00 (F)	Q2: 40.22 (F)	40.22% (F)
Q3: N/A	Q4: N/A	
# Children in Care During Quarter: 3	# Placements During Quarter: 3	# Children in Care On Last Day: 3

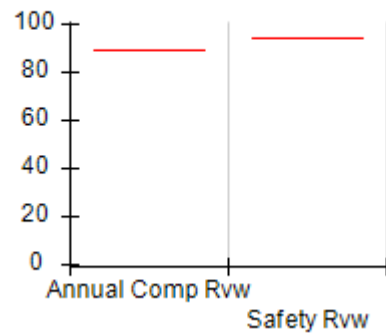
Quarterly Provider Comparisons to All ILP/TLPs

▼ indicates average for all ILP/TLPs

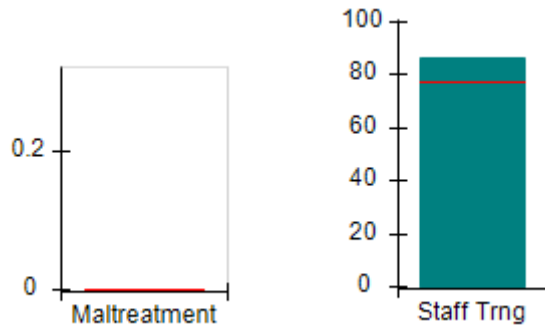
Overall Score (%)



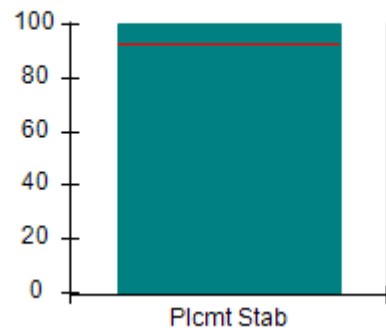
OPM Monitoring Reviews (%)



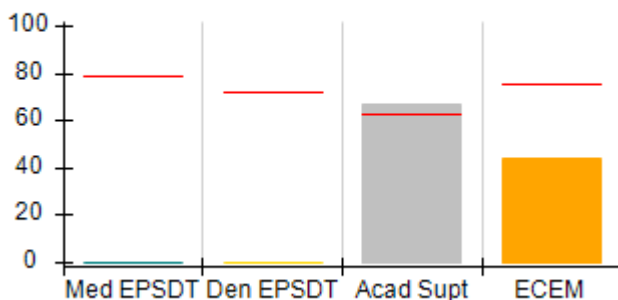
Safety Outcomes (%)



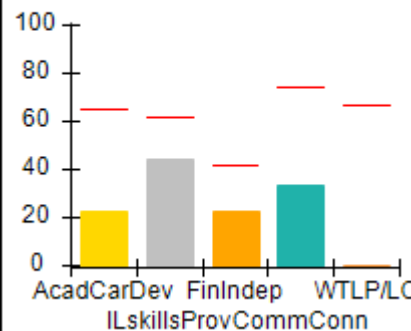
Permanency Outcomes (%)



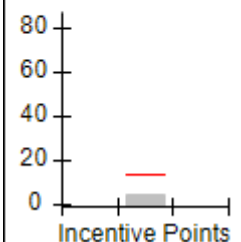
Well-Being Outcomes (%)



ILP/TLP Outcomes (%)



Incentives Earned (Points)





Performance-Based Placement Measures

RBWO Provider GA+SCORECARD - ILP/TLP

Report Quarter: Q2 FY2017

Provider/Program Name: Exquisite Care - ILP 2 (5240) - CCI				
100 Chase Ridge Dr., Riverdale, GA 30296		Quarterly Scores (Grades)		Current Quarter Score (Grade)
Phone: 770-580-0542		Q1: 50.00 (F)	Q2: 40.22 (F)	40.22% (F)
Vendor ID# 143545		Q3: N/A	Q4: N/A	
Program Census Information:		# Children in Care During Quarter: 3	# Placements During Quarter: 3	# Children in Care On Last Day: 3
	Avg Performance All ILP/TLPs (%)	Provider Performance (%)*	Possible Points (Weight)	Provider Points Earned
OPM Monitoring Reviews				
Annual Comprehensive Reviews	89%	Not Yet Conducted		
Safety Reviews	94%	Not Yet Conducted		
Monitoring Sub-Total				0.00
ILP/TLP Safety Outcomes				
Incidence of Maltreatment	0.00%	Not Eligible		
Staff Training	77%	86%	13	11.18
Safety Sub-Total			13	11.18
ILP/TLP Permanency Outcomes				
Placement Stability	93%	100%	3	3.00
Permanency Sub-Total			3	3.00
ILP/TLP Well-Being Outcomes				
EPSDT Medical Visits	79%	0%	4	0.00
EPSDT Dental Visits	72%	0%	4	0.00
Academic Supports	63%	67%	2	1.34
Provider ECEM Visits	75%	44%	4	1.76
Placements with Siblings	No Data	Not Eligible	Not Scored	Not Scored
Placements within Legal County	26%	Not Eligible	Not Scored	Not Scored
Well-Being Sub-Total			14	3.10
ILP/TLP Specialty Outcomes				
Academic/Career Development	65%	22%	10	2.20
Ind Living Skills Provision	62%	44%	15	6.60
Financial Independence	42%	22%	5	1.10
Community Connections	74%	33%	5	1.65
WTLP/Life Coach	67%	0%	15	0.00
Specialty Sub-Total			50	11.55
*Performance calculation descriptions can be found in the FY 2017 RBWO PBP Measurements and Standards Guide.				
Monitoring & Outcomes: Possible Points = 80			Points Earned = 28.83	
Score Before Incentives Credit			36.04%	



Performance-Based Placement Measures

RBWO Provider GA+SCORECARD - ILP/TLP

Report Quarter: Q2 FY2017

Incentives Awarded	04.18 pts
PBP Verification	N/A pts
Total Score	40.22%

Provider/Program Name: Exquisite Care - ILP 2 (5240) - CCI

Program Census Information:		# Children in Care During Quarter: 3	# Placements During Quarter: 3	# Children in Care On Last Day: 3
ILP/TLP Incentive Credits	Avg Performance All ILP/TLPs (Points)	Provider Performance (%)*	Possible Points (Weight)	Provider Points Earned
No DJJ or DOC Involvement		33%	5	1.65
Extended Foster Care Services		Not Eligible	5	
Positive Permanency Connections		0%	5	0.00
High School Graduation/College Participation/Professional Certification		0%	20	0.00
Part-Time Employment with Medical Benefits		Not Eligible	20	
Living Arrangements at Discharge		Not Eligible	20	
Additional Academic Supports		44%	2	0.88
Additional IL Skills Provision		33%	5	1.65
Active Agency Accreditation		0%	4	0.00
Staff Clinical Licensure		0%	5	0.00
Incentives Total	13.68		91	4.18

*Performance calculation descriptions can be found in the FY 2017 RBWO PBP Measurements and Standards Guide.

Child Protective Services Investigations and Dispositions

The following investigations data, which is not used for scoring but is considered significant to a provider's performance, is from Georgia SHINES and is not considered final or complete until the end of the fiscal year.

Total Reports:	0	
Number Screened In:	0	
Number Screened Out:	0	
Number Substantiated:	0	
Number Unsubstantiated:	0	
Number Active CPS Investigations:	0	



Performance-Based Placement Measures **RBWO Provider GA+SCORECARD - ILP/TLP**

Report Quarter: Q2 FY2017

Provider/Program Name: Families First - Transitional Living Program (643) - CCI

1105 W. Peachtree St., Atlanta, GA 30309

Phone: 4048532844

Vendor ID# 35338

Quarterly Scores (Grades)

Q1: 71.98 (C-)

Q2: 79.92 (C+)

Q3: N/A

Q4: N/A

Current Quarter Score (Grade)

79.92%

(C+)

Program Census Information:

Children in Care During Quarter: 7

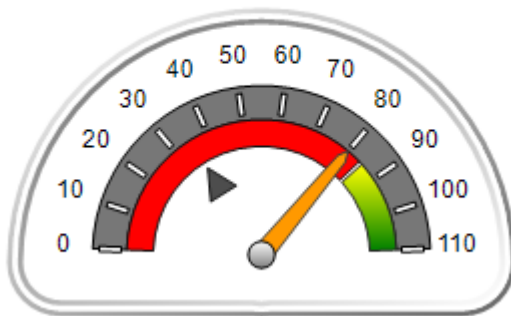
Placements During Quarter: 7

Children in Care On Last Day: 5

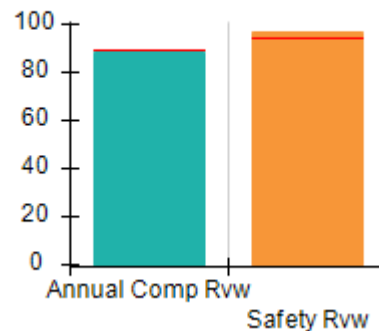
Quarterly Provider Comparisons to All ILP/TLPs

▼ indicates average for all ILP/TLPs

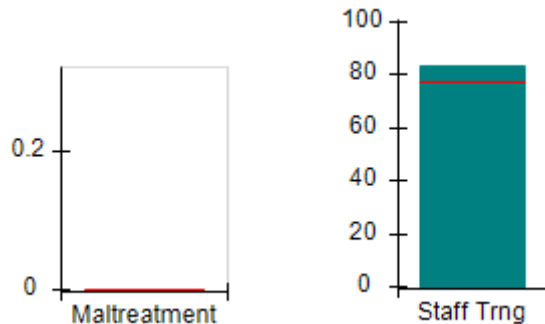
Overall Score (%)



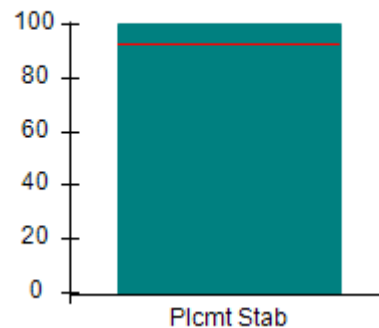
OPM Monitoring Reviews (%)



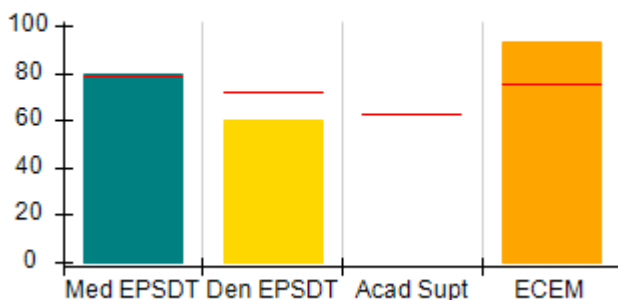
Safety Outcomes (%)



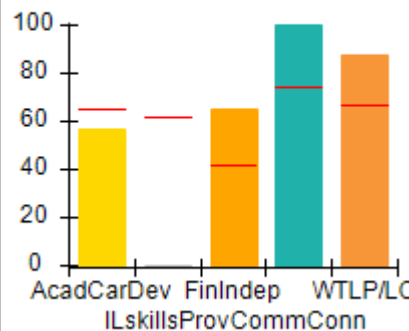
Permanency Outcomes (%)



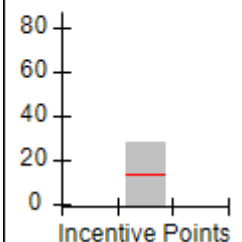
Well-Being Outcomes (%)



ILP/TLP Outcomes (%)



Incentives Earned (Points)





Performance-Based Placement Measures

RBWO Provider GA+SCORECARD - ILP/TLP

Report Quarter: Q2 FY2017

Provider/Program Name: Families First - Transitional Living Program (643) - CCI				
1105 W. Peachtree St., Atlanta, GA 30309		Quarterly Scores (Grades)		Current Quarter Score (Grade)
Phone: 4048532844		Q1: 71.98 (C-)	Q2: 79.92 (C+)	79.92% (C+)
Vendor ID# 35338		Q3: N/A	Q4: N/A	
Program Census Information:		# Children in Care During Quarter: 7	# Placements During Quarter: 7	# Children in Care On Last Day: 5
	Avg Performance All ILP/TLPs (%)	Provider Performance (%)*	Possible Points (Weight)	Provider Points Earned
OPM Monitoring Reviews				
Annual Comprehensive Reviews	89%	88%	15	13.25
Safety Reviews	94%	97%	5	4.86
Monitoring Sub-Total			20	18.10
ILP/TLP Safety Outcomes				
Incidence of Maltreatment	0.00%	Not Eligible		
Staff Training	77%	83%	13	10.79
Safety Sub-Total			13	10.79
ILP/TLP Permanency Outcomes				
Placement Stability	93%	100%	3	3.00
Permanency Sub-Total			3	3.00
ILP/TLP Well-Being Outcomes				
EPSDT Medical Visits	79%	80%	4.7	3.64
EPSDT Dental Visits	72%	60%	4.7	2.73
Academic Supports	63%	Not Eligible		
Provider ECEM Visits	75%	93%	4.7	4.34
Placements with Siblings	No Data	0%	Not Scored	Not Scored
Placements within Legal County	26%	0%	Not Scored	Not Scored
Well-Being Sub-Total			14	10.87
ILP/TLP Specialty Outcomes				
Academic/Career Development	65%	57%	10	5.70
Ind Living Skills Provision	62%	0%	15	0.00
Financial Independence	42%	65%	5	3.25
Community Connections	74%	100%	5	5.00
WTLP/Life Coach	67%	88%	15	13.20
Specialty Sub-Total			50	27.15
*Performance calculation descriptions can be found in the FY 2017 RBWO PBP Measurements and Standards Guide.				

Monitoring & Outcomes: Possible Points = 100

Points Earned = 69.92

Score Before Incentives Credit

69.92%



Performance-Based Placement Measures

RBWO Provider GA+SCORECARD - ILP/TLP

Report Quarter: Q2 FY2017

Incentives Awarded	10.00 pts
PBP Verification	N/A pts
Total Score	79.92%

Provider/Program Name: Families First - Transitional Living Program (643) - CCI

Program Census Information:		# Children in Care During Quarter: 7	# Placements During Quarter: 7	# Children in Care On Last Day: 5
ILP/TLP Incentive Credits	Avg Performance All ILP/TLPs (Points)	Provider Performance (%)*	Possible Points (Weight)	Provider Points Earned
No DJJ or DOC Involvement		57%	5	2.85
Extended Foster Care Services		Not Eligible	5	
Positive Permanency Connections		0%	5	0.00
High School Graduation/College Participation/Professional Certification		67%	20	13.40
Part-Time Employment with Medical Benefits		0%	20	0.00
Living Arrangements at Discharge		50%	20	10.00
Additional Academic Supports		Not Eligible	2	
Additional IL Skills Provision		0%	5	0.00
Active Agency Accreditation		50%	4	2.00
Staff Clinical Licensure		0%	5	0.00
Incentives Total	13.68		91	28.25

*Performance calculation descriptions can be found in the FY 2017 RBWO PBP Measurements and Standards Guide.

Child Protective Services Investigations and Dispositions

The following investigations data, which is not used for scoring but is considered significant to a provider's performance, is from Georgia SHINES and is not considered final or complete until the end of the fiscal year.

Total Reports:	0	
Number Screened In:	0	
Number Screened Out:	0	
Number Substantiated:	0	
Number Unsubstantiated:	0	
Number Active CPS Investigations:	0	



Performance-Based Placement Measures **RBWO Provider GA+SCORECARD - ILP/TLP**

Report Quarter: Q2 FY2017

Provider/Program Name: Families First - Weaver Gardens (5217) - CCI

2590 Jerome Rd, College Park, GA 30349

Phone: 404-853-2890

Vendor ID# 138941

Quarterly Scores (Grades)

Q1: 74.22 (C)

Q2: 81.30 (B-)

Q3: N/A

Q4: N/A

Current Quarter Score (Grade)

81.30%

(B-)

Program Census Information:

Children in Care During Quarter: 6

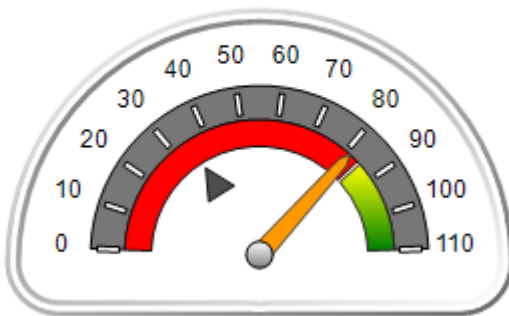
Placements During Quarter: 6

Children in Care On Last Day: 4

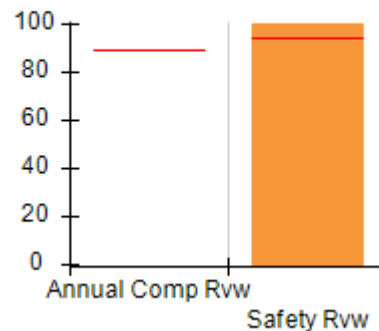
Quarterly Provider Comparisons to All ILP/TLPs

▼ indicates average for all ILP/TLPs

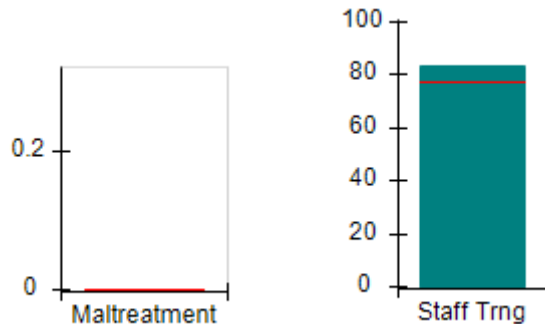
Overall Score (%)



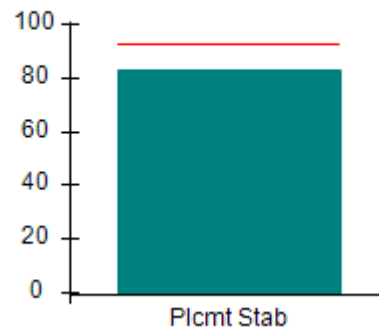
OPM Monitoring Reviews (%)



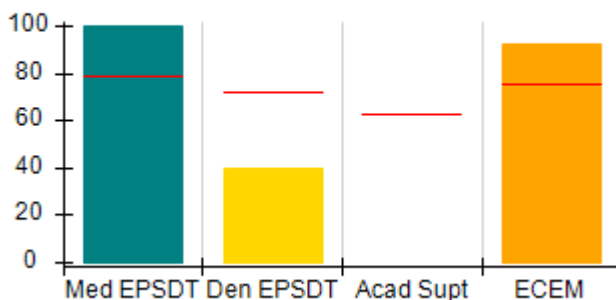
Safety Outcomes (%)



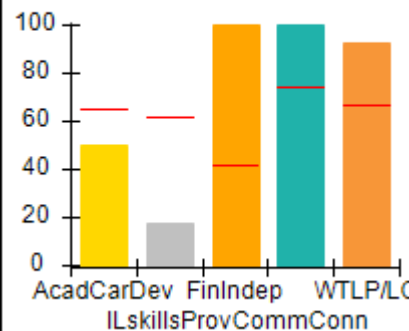
Permanency Outcomes (%)



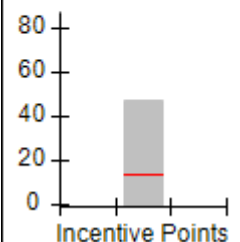
Well-Being Outcomes (%)



ILP/TLP Outcomes (%)



Incentives Earned (Points)





Performance-Based Placement Measures RBWO Provider GA+SCORECARD - ILP/TLP

Report Quarter: Q2 FY2017

Provider/Program Name: Families First - Weaver Gardens (5217) - CCI

2590 Jerome Rd, College Park, GA 30349

Phone: 404-853-2890

Vendor ID# 138941

Quarterly Scores (Grades)**Current Quarter Score (Grade)****Q1: 74.22 (C)****Q2: 81.30 (B-)****81.30%
(B-)****Q3: N/A****Q4: N/A**

Program Census Information:

Children in Care During
Quarter: 6# Placements During
Quarter: 6# Children in Care On
Last Day: 4**Avg
Performance All
ILP/TLPs (%)****Provider
Performance (%)*****Possible Points
(Weight)****Provider Points
Earned****OPM Monitoring Reviews**

Annual Comprehensive Reviews	89%	Not Yet Conducted		
Safety Reviews	94%	100%	5	5.00
Monitoring Sub-Total			5	5.00

ILP/TLP Safety Outcomes

Incidence of Maltreatment	0.00%	Not Eligible		
Staff Training	77%	83%	13	10.79
Safety Sub-Total			13	10.79

ILP/TLP Permanency Outcomes

Placement Stability	93%	83%	3	2.49
Permanency Sub-Total			3	2.49

ILP/TLP Well-Being Outcomes

EPSDT Medical Visits	79%	100%	4.7	4.55
EPSDT Dental Visits	72%	40%	4.7	1.82
Academic Supports	63%	Not Eligible		
Provider ECEM Visits	75%	92%	4.7	4.29
Placements with Siblings	No Data	0%	Not Scored	Not Scored
Placements within Legal County	26%	0%	Not Scored	Not Scored
Well-Being Sub-Total			14	10.83

ILP/TLP Specialty Outcomes

Academic/Career Development	65%	50%	10	5.00
Ind Living Skills Provision	62%	17%	15	2.55
Financial Independence	42%	100%	5	5.00
Community Connections	74%	100%	5	5.00
WTLP/Life Coach	67%	93%	15	13.95
Specialty Sub-Total			50	31.50

*Performance calculation descriptions can be found in the FY 2017 RBWO PBP Measurements and Standards Guide.

Monitoring & Outcomes: Possible Points = 85**Points Earned = 60.61****Score Before Incentives Credit****71.30%**



Performance-Based Placement Measures RBWO Provider GA+SCORECARD - ILP/TLP

Report Quarter: Q2 FY2017

Incentives Awarded	10.00 pts
PBP Verification	N/A pts
Total Score	81.30%

Provider/Program Name: Families First - Weaver Gardens (5217) - CCI

Program Census Information:		# Children in Care During Quarter: 6	# Placements During Quarter: 6	# Children in Care On Last Day: 4
ILP/TLP Incentive Credits	Avg Performance All ILP/TLPs (Points)	Provider Performance (%)*	Possible Points (Weight)	Provider Points Earned
No DJJ or DOC Involvement		100%	5	5.00
Extended Foster Care Services		Not Eligible	5	
Positive Permanency Connections		0%	5	0.00
High School Graduation/College Participation/Professional Certification		40%	20	8.00
Part-Time Employment with Medical Benefits		50%	20	10.00
Living Arrangements at Discharge		100%	20	20.00
Additional Academic Supports		Not Eligible	2	
Additional IL Skills Provision		0%	5	0.00
Active Agency Accreditation		100%	4	4.00
Staff Clinical Licensure		0%	5	0.00
Incentives Total	13.68		91	47.00

*Performance calculation descriptions can be found in the FY 2017 RBWO PBP Measurements and Standards Guide.

Child Protective Services Investigations and Dispositions

The following investigations data, which is not used for scoring but is considered significant to a provider's performance, is from Georgia SHINES and is not considered final or complete until the end of the fiscal year.

Total Reports:	0	
Number Screened In:	0	
Number Screened Out:	0	
Number Substantiated:	0	
Number Unsubstantiated:	0	
Number Active CPS Investigations:	0	



Performance-Based Placement Measures **RBWO Provider GA+SCORECARD - ILP/TLP**

Report Quarter: Q2 FY2017

Provider/Program Name: Goshen Valley Foundation - Goshen New Beginnings ILP (5130) - CCI

200 West Main St., Canton, GA 30114

Phone: 770-796-4618

Vendor ID# 111810

Quarterly Scores (Grades)

Q1: 107.67 (A+)

Q2: 103.31 (A+)

Q3: N/A

Q4: N/A

Current Quarter Score (Grade)

103.31%
(A+)

Program Census Information:

Children in Care During Quarter: 20

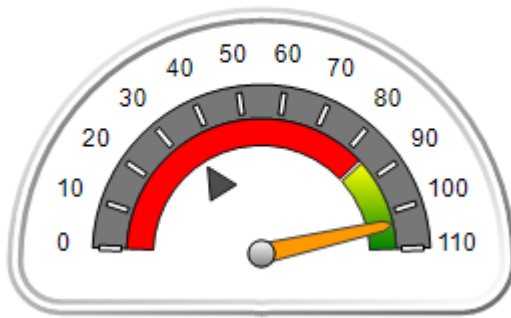
Placements During Quarter: 20

Children in Care On Last Day: 18

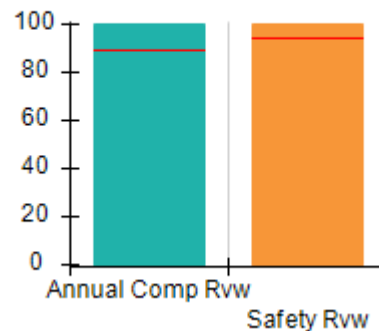
Quarterly Provider Comparisons to All ILP/TLPs

▼ indicates average for all ILP/TLPs

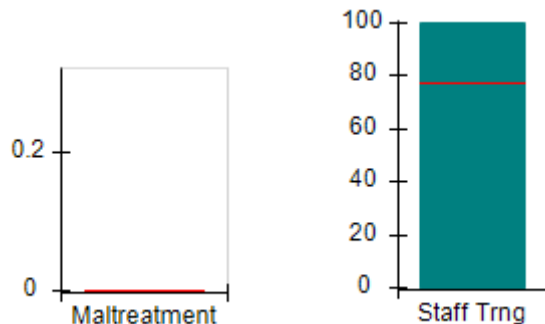
Overall Score (%)



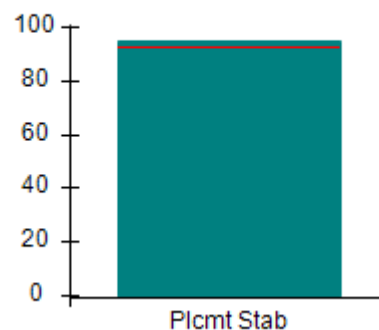
OPM Monitoring Reviews (%)



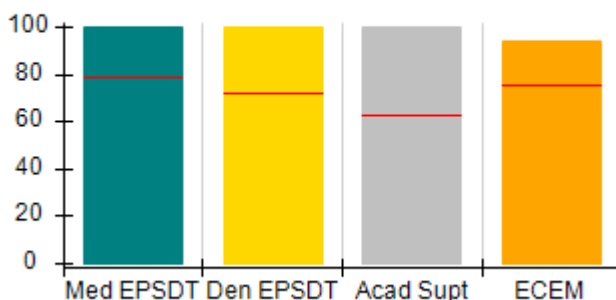
Safety Outcomes (%)



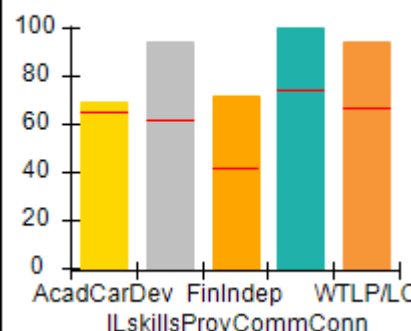
Permanency Outcomes (%)



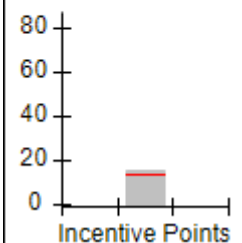
Well-Being Outcomes (%)



ILP/TLP Outcomes (%)



Incentives Earned (Points)





Performance-Based Placement Measures RBWO Provider GA+SCORECARD - ILP/TLP

Report Quarter: Q2 FY2017

Provider/Program Name: Goshen Valley Foundation - Goshen New Beginnings ILP (5130) - CCI

200 West Main St., Canton, GA 30114 Phone: 770-796-4618 Vendor ID# 111810	Quarterly Scores (Grades)		Current Quarter Score (Grade)
	Q1: 107.67 (A+)	Q2: 103.31 (A+)	103.31% (A+)
	Q3: N/A	Q4: N/A	

Program Census Information:	# Children in Care During Quarter: 20	# Placements During Quarter: 20	# Children in Care On Last Day: 18
-----------------------------	---------------------------------------	---------------------------------	------------------------------------

	Avg Performance All ILP/TLPs (%)	Provider Performance (%)*	Possible Points (Weight)	Provider Points Earned
--	----------------------------------	---------------------------	--------------------------	------------------------

OPM Monitoring Reviews

Annual Comprehensive Reviews	89%	100%	15	15.00
Safety Reviews	94%	100%	5	5.00
Monitoring Sub-Total			20	20.00

ILP/TLP Safety Outcomes

Incidence of Maltreatment	0.00%	No Substantiated Reports	3	3.00
Staff Training	77%	100%	10	10.00
Safety Sub-Total			13	13.00

ILP/TLP Permanency Outcomes

Placement Stability	93%	95%	3	2.85
Permanency Sub-Total			3	2.85

ILP/TLP Well-Being Outcomes

EPSDT Medical Visits	79%	100%	4	4.00
EPSDT Dental Visits	72%	100%	4	4.00
Academic Supports	63%	100%	2	2.00
Provider ECEM Visits	75%	94%	4	3.76
Placements with Siblings	No Data	Not Eligible	Not Scored	Not Scored
Placements within Legal County	26%	60%	Not Scored	Not Scored
Well-Being Sub-Total			14	13.76

ILP/TLP Specialty Outcomes

Academic/Career Development	65%	69%	10	6.90
Ind Living Skills Provision	62%	94%	15	14.10
Financial Independence	42%	72%	5	3.60
Community Connections	74%	100%	5	5.00
WTLP/Life Coach	67%	94%	15	14.10
Specialty Sub-Total			50	43.70

*Performance calculation descriptions can be found in the FY 2017 RBWO PBP Measurements and Standards Guide.

Monitoring & Outcomes: Possible Points = 100	Points Earned = 93.31
---------------------------------------------------------	------------------------------



Performance-Based Placement Measures

RBWO Provider GA+SCORECARD - ILP/TLP

Report Quarter: Q2 FY2017

Score Before Incentives Credit	93.31%
Incentives Awarded	10.00 pts
PBP Verification	N/A pts
Total Score	103.31%

Provider/Program Name: Goshen Valley Foundation - Goshen New Beginnings ILP (5130) - CCI

Program Census Information:		# Children in Care During Quarter: 20	# Placements During Quarter: 20	# Children in Care On Last Day: 18
ILP/TLP Incentive Credits	Avg Performance All ILP/TLPs (Points)	Provider Performance (%)*	Possible Points (Weight)	Provider Points Earned
No DJJ or DOC Involvement		69%	5	3.45
Extended Foster Care Services		0%	5	0.00
Positive Permanency Connections		100%	5	5.00
High School Graduation/College Participation/Professional Certification		0%	20	0.00
Part-Time Employment with Medical Benefits		0%	20	0.00
Living Arrangements at Discharge		0%	20	0.00
Additional Academic Supports		100%	2	2.00
Additional IL Skills Provision		94%	5	4.70
Active Agency Accreditation		0%	4	0.00
Staff Clinical Licensure		0%	5	0.00
Incentives Total	13.68		91	15.15

*Performance calculation descriptions can be found in the FY 2017 RBWO PBP Measurements and Standards Guide.

Child Protective Services Investigations and Dispositions

The following investigations data, which is not used for scoring but is considered significant to a provider's performance, is from Georgia SHINES and is not considered final or complete until the end of the fiscal year.

Total Reports:	0	
Number Screened In:	0	
Number Screened Out:	0	
Number Substantiated:	0	
Number Unsubstantiated:	0	
Number Active CPS Investigations:	0	



Performance-Based Placement Measures RBWO Provider GA+SCORECARD - ILP/TLP

Report Quarter: Q2 FY2017

Provider/Program Name: Greenbriar Children's Center - ILP Program (5118) - CCI

711 Lincoln Street, Savannah, GA 31401

Phone: 912-349-2189

Vendor ID# 105891

Quarterly Scores (Grades)

Q1: 43.54 (F)

Q2: 33.22 (F)

Q3: N/A

Q4: N/A

Current Quarter Score (Grade)

33.22%

(F)

Program Census Information:

Children in Care During Quarter: 5

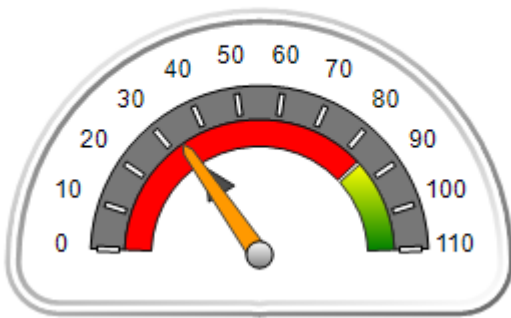
Placements During Quarter: 5

Children in Care On Last Day: 5

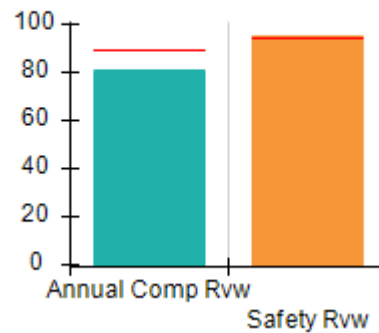
Quarterly Provider Comparisons to All ILP/TLPs

▼ indicates average for all ILP/TLPs

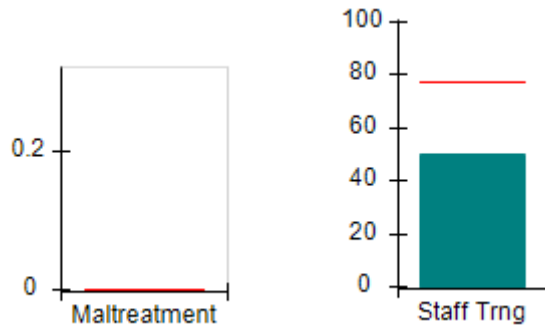
Overall Score (%)



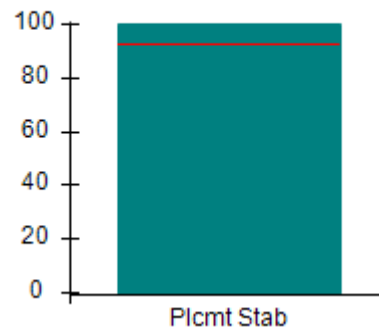
OPM Monitoring Reviews (%)



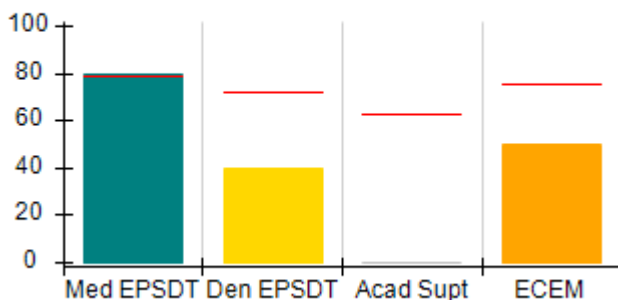
Safety Outcomes (%)



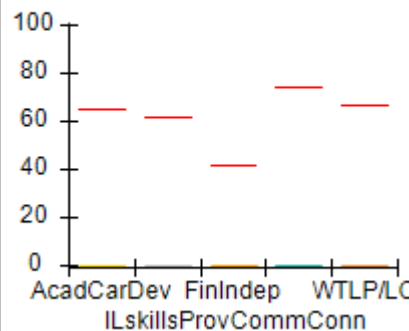
Permanency Outcomes (%)



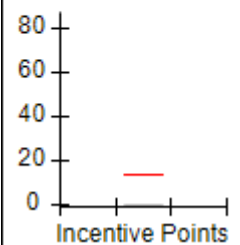
Well-Being Outcomes (%)



ILP/TLP Outcomes (%)



Incentives Earned (Points)





Performance-Based Placement Measures

RBWO Provider GA+SCORECARD - ILP/TLP

Report Quarter: Q2 FY2017

Provider/Program Name: Greenbriar Children's Center - ILP Program (5118) - CCI

711 Lincoln Street, Savannah, GA 31401

Phone: 912-349-2189

Vendor ID# 105891

Quarterly Scores (Grades)**Current Quarter Score (Grade)**

Q1: 43.54 (F)

Q2: 33.22 (F)

33.22%

Q3: N/A

Q4: N/A

(F)

Program Census Information:

Children in Care During Quarter: 5

Placements During Quarter: 5

Children in Care On Last Day: 5

Avg
Performance All
ILP/TLPs (%)Provider
Performance (%)*Possible Points
(Weight)Provider Points
Earned**OPM Monitoring Reviews**

Annual Comprehensive Reviews	89%	81%	15	12.17
Safety Reviews	94%	95%	5	4.75
Monitoring Sub-Total			20	16.92

ILP/TLP Safety Outcomes

Incidence of Maltreatment	0.00%	Not Eligible		
Staff Training	77%	50%	13	6.50
Safety Sub-Total			13	6.50

ILP/TLP Permanency Outcomes

Placement Stability	93%	100%	3	3.00
Permanency Sub-Total			3	3.00

ILP/TLP Well-Being Outcomes

EPSDT Medical Visits	79%	80%	4	3.20
EPSDT Dental Visits	72%	40%	4	1.60
Academic Supports	63%	0%	2	0.00
Provider ECEM Visits	75%	50%	4	2.00
Placements with Siblings	No Data	100%	Not Scored	Not Scored
Placements within Legal County	26%	0%	Not Scored	Not Scored
Well-Being Sub-Total			14	6.80

ILP/TLP Specialty Outcomes

Academic/Career Development	65%	0%	10	0.00
Ind Living Skills Provision	62%	0%	15	0.00
Financial Independence	42%	0%	5	0.00
Community Connections	74%	0%	5	0.00
WTLP/Life Coach	67%	0%	15	0.00
Specialty Sub-Total			50	0.00

*Performance calculation descriptions can be found in the FY 2017 RBWO PBP Measurements and Standards Guide.

Monitoring & Outcomes: Possible Points = 100**Points Earned = 33.22****Score Before Incentives Credit****33.22%**



Performance-Based Placement Measures

RBWO Provider GA+SCORECARD - ILP/TLP

Report Quarter: Q2 FY2017

Incentives Awarded	00.00 pts
PBP Verification	N/A pts
Total Score	33.22%

Provider/Program Name: Greenbriar Children's Center - ILP Program (5118) - CCI

Program Census Information:		# Children in Care During Quarter: 5	# Placements During Quarter: 5	# Children in Care On Last Day: 5
ILP/TLP Incentive Credits	Avg Performance All ILP/TLPs (Points)	Provider Performance (%)*	Possible Points (Weight)	Provider Points Earned
No DJJ or DOC Involvement		0%	5	0.00
Extended Foster Care Services		Not Eligible	5	
Positive Permanency Connections		0%	5	0.00
High School Graduation/College Participation/Professional Certification		0%	20	0.00
Part-Time Employment with Medical Benefits		Not Eligible	20	
Living Arrangements at Discharge		Not Eligible	20	
Additional Academic Supports		0%	2	0.00
Additional IL Skills Provision		0%	5	0.00
Active Agency Accreditation		0%	4	0.00
Staff Clinical Licensure		0%	5	0.00
Incentives Total	13.68		91	0.00

*Performance calculation descriptions can be found in the FY 2017 RBWO PBP Measurements and Standards Guide.

Child Protective Services Investigations and Dispositions

The following investigations data, which is not used for scoring but is considered significant to a provider's performance, is from Georgia SHINES and is not considered final or complete until the end of the fiscal year.

Total Reports:	0	
Number Screened In:	0	
Number Screened Out:	0	
Number Substantiated:	0	
Number Unsubstantiated:	0	
Number Active CPS Investigations:	0	



DHS, DFCS, Office of Provider Management
Performance-Based Placement Measures
RBWO Provider GA+SCORECARD - ILP/TLP



Report Quarter: Q2 FY2017

One or more parameters were not specified for the subreport, 'Subreport2', located at:
/PBP_FY2017_ScoreCard_ILPTLP.



Performance-Based Placement Measures RBWO Provider GA+SCORECARD - ILP/TLP

Report Quarter: Q2 FY2017

Provider/Program Name: Haven Heart's Community Development Center - A Change of Heart (5227) - CCI

4355 Cascade Road, Atlanta, GA 30331

Phone: 404-246-7470

Vendor ID# 143225

Quarterly Scores (Grades)

Q1: 85.16 (B)

Q2: 74.19 (C)

Q3: N/A

Q4: N/A

Current Quarter Score (Grade)

74.19%

(C)

Program Census Information:

Children in Care During Quarter: 10

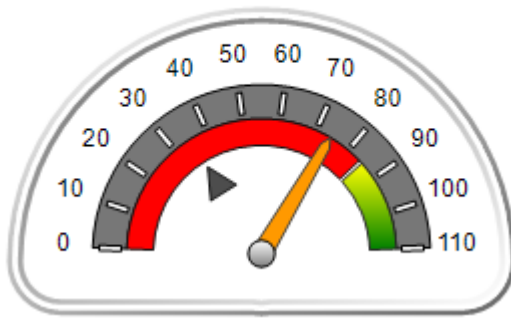
Placements During Quarter: 10

Children in Care On Last Day: 6

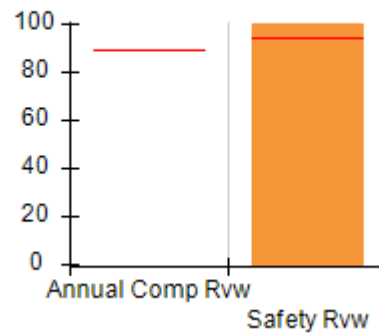
Quarterly Provider Comparisons to All ILP/TLPs

▼ indicates average for all ILP/TLPs

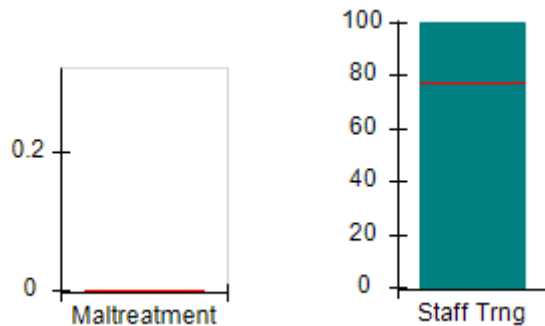
Overall Score (%)



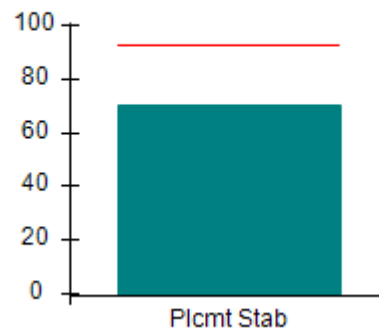
OPM Monitoring Reviews (%)



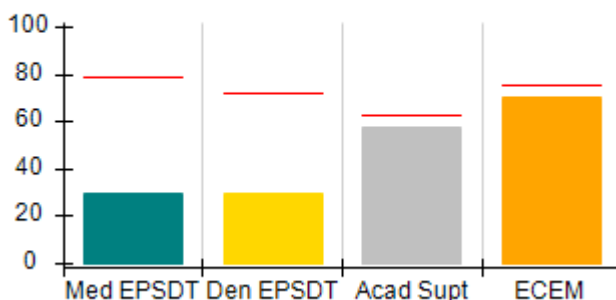
Safety Outcomes (%)



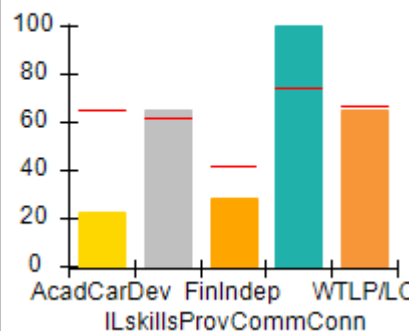
Permanency Outcomes (%)



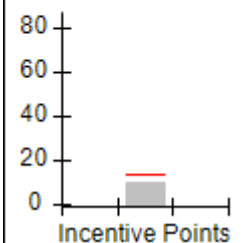
Well-Being Outcomes (%)



ILP/TLP Outcomes (%)



Incentives Earned (Points)





**Performance-Based Placement Measures
RBWO Provider GA+SCORECARD - ILP/TLP**

Report Quarter: Q2 FY2017

Provider/Program Name: Haven Heart's Community Development Center - A Change of Heart (5227) - CCI				
4355 Cascade Road, Atlanta, GA 30331		Quarterly Scores (Grades)		Current Quarter Score (Grade)
Phone: 404-246-7470		Q1: 85.16 (B)	Q2: 74.19 (C)	74.19%
Vendor ID# 143225		Q3: N/A	Q4: N/A	(C)
Program Census Information:		# Children in Care During Quarter: 10	# Placements During Quarter: 10	# Children in Care On Last Day: 6
	Avg Performance All ILP/TLPs (%)	Provider Performance (%)*	Possible Points (Weight)	Provider Points Earned
OPM Monitoring Reviews				
Annual Comprehensive Reviews	89%	Not Yet Conducted		
Safety Reviews	94%	100%	5	5.00
Monitoring Sub-Total			5	5.00
ILP/TLP Safety Outcomes				
Incidence of Maltreatment	0.00%	No Substantiated Reports	3	3.00
Staff Training	77%	100%	10	10.00
Safety Sub-Total			13	13.00
ILP/TLP Permanency Outcomes				
Placement Stability	93%	70%	3	2.10
Permanency Sub-Total			3	2.10
ILP/TLP Well-Being Outcomes				
EPSDT Medical Visits	79%	30%	4	1.20
EPSDT Dental Visits	72%	30%	4	1.20
Academic Supports	63%	58%	2	1.16
Provider ECEM Visits	75%	70%	4	2.80
Placements with Siblings	No Data	Not Eligible	Not Scored	Not Scored
Placements within Legal County	26%	50%	Not Scored	Not Scored
Well-Being Sub-Total			14	6.36
ILP/TLP Specialty Outcomes				
Academic/Career Development	65%	22%	10	2.20
Ind Living Skills Provision	62%	65%	15	9.75
Financial Independence	42%	28%	5	1.40
Community Connections	74%	100%	5	5.00
WTLP/Life Coach	67%	65%	15	9.75
Specialty Sub-Total			50	28.10
*Performance calculation descriptions can be found in the FY 2017 RBWO PBP Measurements and Standards Guide.				

Monitoring & Outcomes: Possible Points = 85

Points Earned = 54.56



Performance-Based Placement Measures

RBWO Provider GA+SCORECARD - ILP/TLP

Report Quarter: Q2 FY2017

Score Before Incentives Credit	64.19%
Incentives Awarded	10.00 pts
PBP Verification	N/A pts
Total Score	74.19%

Provider/Program Name: Haven Heart's Community Development Center - A Change of Heart (5227) - CCI

Program Census Information:		# Children in Care During Quarter: 10	# Placements During Quarter: 10	# Children in Care On Last Day: 6
ILP/TLP Incentive Credits	Avg Performance All ILP/TLPs (Points)	Provider Performance (%)*	Possible Points (Weight)	Provider Points Earned
No DJJ or DOC Involvement		57%	5	2.85
Extended Foster Care Services		0%	5	0.00
Positive Permanency Connections		0%	5	0.00
High School Graduation/College Participation/Professional Certification		20%	20	4.00
Part-Time Employment with Medical Benefits		0%	20	0.00
Living Arrangements at Discharge		0%	20	0.00
Additional Academic Supports		36%	2	0.72
Additional IL Skills Provision		57%	5	2.85
Active Agency Accreditation		0%	4	0.00
Staff Clinical Licensure		0%	5	0.00
Incentives Total	13.68		91	10.42

*Performance calculation descriptions can be found in the FY 2017 RBWO PBP Measurements and Standards Guide.

Child Protective Services Investigations and Dispositions

The following investigations data, which is not used for scoring but is considered significant to a provider's performance, is from Georgia SHINES and is not considered final or complete until the end of the fiscal year.

Total Reports:	0	
Number Screened In:	0	
Number Screened Out:	0	
Number Substantiated:	0	
Number Unsubstantiated:	0	
Number Active CPS Investigations:	0	



Performance-Based Placement Measures RBWO Provider GA+SCORECARD - ILP/TLP

Report Quarter: Q2 FY2017

Provider/Program Name: Haven Heart's Community Development Center - Have A Heart For Haven (5151) - CCI

950 Lake Ridge Pkwy, Riverdale, GA 30296

Phone: 770-485-2202

Vendor ID# 115564

Quarterly Scores (Grades)

Current Quarter Score (Grade)

Q1: 85.62 (B)

Q2: 66.85 (D)

66.85%

Q3: N/A

Q4: N/A

(D)

Program Census Information:

Children in Care During Quarter: 3

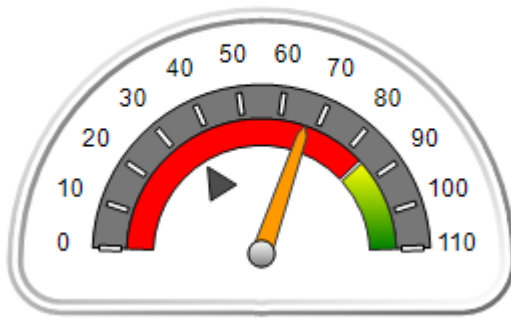
Placements During Quarter: 3

Children in Care On Last Day: 3

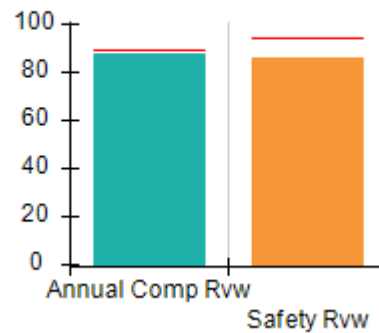
Quarterly Provider Comparisons to All ILP/TLPs

▼ indicates average for all ILP/TLPs

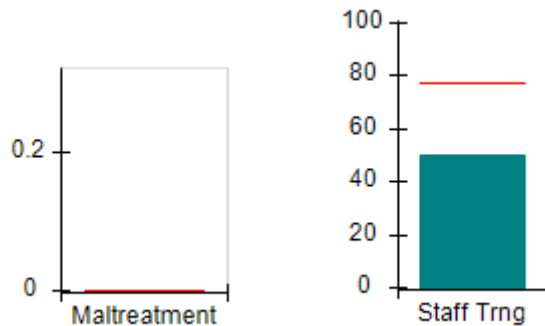
Overall Score (%)



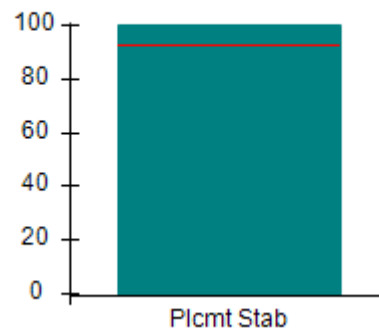
OPM Monitoring Reviews (%)



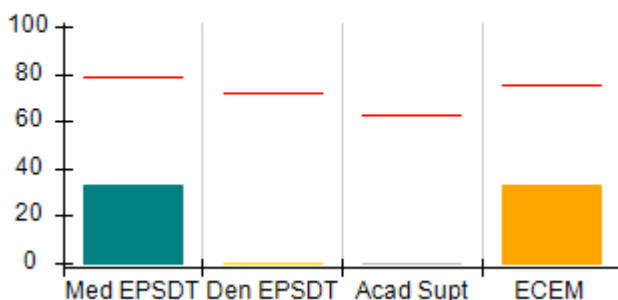
Safety Outcomes (%)



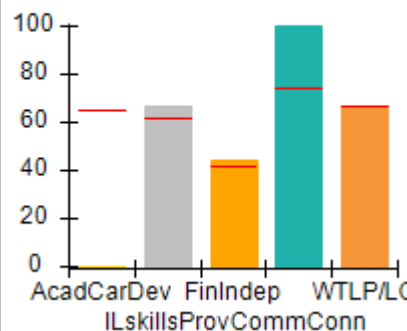
Permanency Outcomes (%)



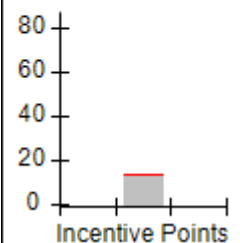
Well-Being Outcomes (%)



ILP/TLP Outcomes (%)



Incentives Earned (Points)





Performance-Based Placement Measures RBWO Provider GA+SCORECARD - ILP/TLP

Report Quarter: Q2 FY2017

Provider/Program Name: Haven Heart's Community Development Center - Have A Heart For Haven (5151) - CCI

950 Lake Ridge Pkwy, Riverdale, GA 30296 Phone: 770-485-2202 Vendor ID# 115564	Quarterly Scores (Grades)		Current Quarter Score (Grade)
	Q1: 85.62 (B)	Q2: 66.85 (D)	66.85% (D)
	Q3: N/A	Q4: N/A	

Program Census Information:	# Children in Care During Quarter: 3	# Placements During Quarter: 3	# Children in Care On Last Day: 3
-----------------------------	--------------------------------------	--------------------------------	-----------------------------------

	Avg Performance All ILP/TLPs (%)	Provider Performance (%)*	Possible Points (Weight)	Provider Points Earned
--	----------------------------------	---------------------------	--------------------------	------------------------

OPM Monitoring Reviews

Annual Comprehensive Reviews	89%	87%	15	13.10
Safety Reviews	94%	86%	5	4.31
Monitoring Sub-Total			20	17.41

ILP/TLP Safety Outcomes

Incidence of Maltreatment	0.00%	Not Eligible		
Staff Training	77%	50%	13	6.50
Safety Sub-Total			13	6.50

ILP/TLP Permanency Outcomes

Placement Stability	93%	100%	3	3.00
Permanency Sub-Total			3	3.00

ILP/TLP Well-Being Outcomes

EPSDT Medical Visits	79%	33%	4	1.32
EPSDT Dental Visits	72%	0%	4	0.00
Academic Supports	63%	0%	2	0.00
Provider ECEM Visits	75%	33%	4	1.32
Placements with Siblings	No Data	Not Eligible	Not Scored	Not Scored
Placements within Legal County	26%	Not Eligible	Not Scored	Not Scored
Well-Being Sub-Total			14	2.64

ILP/TLP Specialty Outcomes

Academic/Career Development	65%	0%	10	0.00
Ind Living Skills Provision	62%	67%	15	10.05
Financial Independence	42%	44%	5	2.20
Community Connections	74%	100%	5	5.00
WTLP/Life Coach	67%	67%	15	10.05
Specialty Sub-Total			50	27.30

*Performance calculation descriptions can be found in the FY 2017 RBWO PBP Measurements and Standards Guide.

Monitoring & Outcomes: Possible Points = 100	Points Earned = 56.85
Score Before Incentives Credit	
56.85%	



Performance-Based Placement Measures

RBWO Provider GA+SCORECARD - ILP/TLP

Report Quarter: Q2 FY2017

Incentives Awarded	10.00 pts
PBP Verification	N/A pts
Total Score	66.85%

Provider/Program Name: Haven Heart's Community Development Center - Have A Heart For Haven (5151) - CCI

Program Census Information:		# Children in Care During Quarter: 3	# Placements During Quarter: 3	# Children in Care On Last Day: 3
ILP/TLP Incentive Credits	Avg Performance All ILP/TLPs (Points)	Provider Performance (%)*	Possible Points (Weight)	Provider Points Earned
No DJJ or DOC Involvement		67%	5	3.35
Extended Foster Care Services		Not Eligible	5	
Positive Permanency Connections		33%	5	1.65
High School Graduation/College Participation/Professional Certification		33%	20	6.60
Part-Time Employment with Medical Benefits		Not Eligible	20	
Living Arrangements at Discharge		Not Eligible	20	
Additional Academic Supports		0%	2	0.00
Additional IL Skills Provision		33%	5	1.65
Active Agency Accreditation		0%	4	0.00
Staff Clinical Licensure		0%	5	0.00
Incentives Total	13.68		91	13.25

*Performance calculation descriptions can be found in the FY 2017 RBWO PBP Measurements and Standards Guide.

Child Protective Services Investigations and Dispositions

The following investigations data, which is not used for scoring but is considered significant to a provider's performance, is from Georgia SHINES and is not considered final or complete until the end of the fiscal year.

Total Reports:	0
Number Screened In:	0
Number Screened Out:	0
Number Substantiated:	0
Number Unsubstantiated:	0
Number Active CPS Investigations:	0



Performance-Based Placement Measures RBWO Provider GA+SCORECARD - ILP/TLP

Report Quarter: Q2 FY2017

Provider/Program Name: Haven Heart's Community Development Center - Making A Difference (5152) - CCI

512 King Arnold Street, Atlanta, GA 30354

Phone: 770-485-2202

Vendor ID# 115565

Quarterly Scores (Grades)

Q1: 93.69 (A-)

Q2: 79.04 (C+)

Q3: N/A

Q4: N/A

Current Quarter Score (Grade)

79.04%

(C+)

Program Census Information:

Children in Care During Quarter: 5

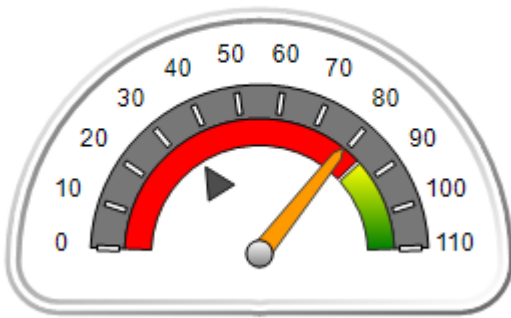
Placements During Quarter: 5

Children in Care On Last Day: 5

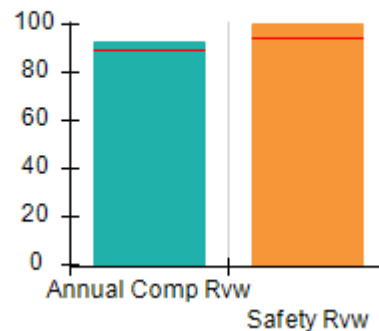
Quarterly Provider Comparisons to All ILP/TLPs

▼ — indicates average for all ILP/TLPs

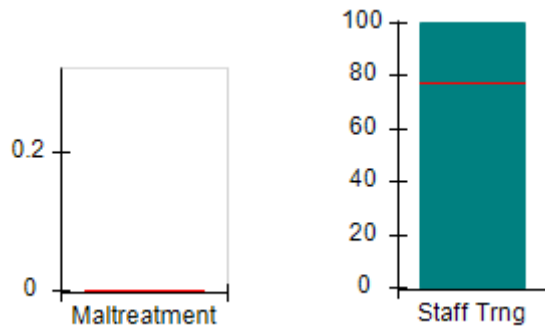
Overall Score (%)



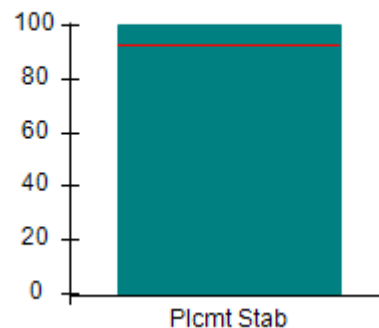
OPM Monitoring Reviews (%)



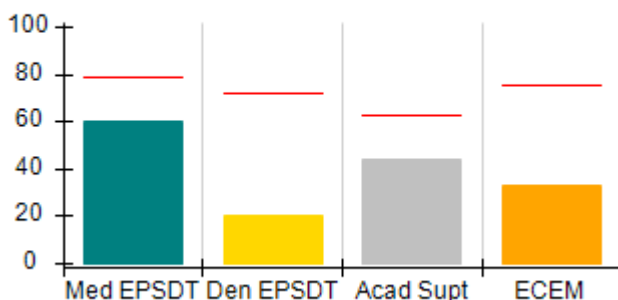
Safety Outcomes (%)



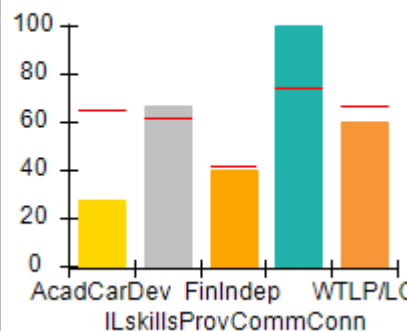
Permanency Outcomes (%)



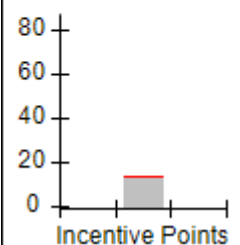
Well-Being Outcomes (%)



ILP/TLP Outcomes (%)



Incentives Earned (Points)





Performance-Based Placement Measures RBWO Provider GA+SCORECARD - ILP/TLP

Report Quarter: Q2 FY2017

Provider/Program Name: Haven Heart's Community Development Center - Making A Difference (5152) - CCI				
512 King Arnold Street, Atlanta, GA 30354		Quarterly Scores (Grades)		Current Quarter Score (Grade)
Phone: 770-485-2202		Q1: 93.69 (A-)	Q2: 79.04 (C+)	79.04% (C+)
Vendor ID# 115565		Q3: N/A	Q4: N/A	
Program Census Information:		# Children in Care During Quarter: 5	# Placements During Quarter: 5	# Children in Care On Last Day: 5
	Avg Performance All ILP/TLPs (%)	Provider Performance (%)*	Possible Points (Weight)	Provider Points Earned
OPM Monitoring Reviews				
Annual Comprehensive Reviews	89%	93%	15	13.89
Safety Reviews	94%	100%	5	5.00
Monitoring Sub-Total			20	18.89
ILP/TLP Safety Outcomes				
Incidence of Maltreatment	0.00%	Not Eligible		
Staff Training	77%	100%	13	13.00
Safety Sub-Total			13	13.00
ILP/TLP Permanency Outcomes				
Placement Stability	93%	100%	3	3.00
Permanency Sub-Total			3	3.00
ILP/TLP Well-Being Outcomes				
EPSDT Medical Visits	79%	60%	4	2.40
EPSDT Dental Visits	72%	20%	4	0.80
Academic Supports	63%	44%	2	0.88
Provider ECEM Visits	75%	33%	4	1.32
Placements with Siblings	No Data	Not Eligible	Not Scored	Not Scored
Placements within Legal County	26%	Not Eligible	Not Scored	Not Scored
Well-Being Sub-Total			14	5.40
ILP/TLP Specialty Outcomes				
Academic/Career Development	65%	27%	10	2.70
Ind Living Skills Provision	62%	67%	15	10.05
Financial Independence	42%	40%	5	2.00
Community Connections	74%	100%	5	5.00
WTLP/Life Coach	67%	60%	15	9.00
Specialty Sub-Total			50	28.75
*Performance calculation descriptions can be found in the FY 2017 RBWO PBP Measurements and Standards Guide.				

Monitoring & Outcomes: Possible Points = 100

Points Earned = 69.04

Score Before Incentives Credit

69.04%



Performance-Based Placement Measures

RBWO Provider GA+SCORECARD - ILP/TLP

Report Quarter: Q2 FY2017

Incentives Awarded	10.00 pts
PBP Verification	N/A pts
Total Score	79.04%

Provider/Program Name: Haven Heart's Community Development Center - Making A Difference (5152) - CCI

Program Census Information:		# Children in Care During Quarter: 5	# Placements During Quarter: 5	# Children in Care On Last Day: 5
ILP/TLP Incentive Credits	Avg Performance All ILP/TLPs (Points)	Provider Performance (%)*	Possible Points (Weight)	Provider Points Earned
No DJJ or DOC Involvement		60%	5	3.00
Extended Foster Care Services		Not Eligible	5	
Positive Permanency Connections		40%	5	2.00
High School Graduation/College Participation/Professional Certification		20%	20	4.00
Part-Time Employment with Medical Benefits		Not Eligible	20	
Living Arrangements at Discharge		Not Eligible	20	
Additional Academic Supports		33%	2	0.66
Additional IL Skills Provision		60%	5	3.00
Active Agency Accreditation		0%	4	0.00
Staff Clinical Licensure		0%	5	0.00
Incentives Total	13.68		91	12.66

*Performance calculation descriptions can be found in the FY 2017 RBWO PBP Measurements and Standards Guide.

Child Protective Services Investigations and Dispositions

The following investigations data, which is not used for scoring but is considered significant to a provider's performance, is from Georgia SHINES and is not considered final or complete until the end of the fiscal year.

Total Reports:	0
Number Screened In:	0
Number Screened Out:	0
Number Substantiated:	0
Number Unsubstantiated:	0
Number Active CPS Investigations:	0



Performance-Based Placement Measures RBWO Provider GA+SCORECARD - ILP/TLP

Report Quarter: Q2 FY2017

Provider/Program Name: House of Dawn - ILP (5155) - CCI

7469 Caribou Trail, Jonesboro, GA 30295

Phone: 770-477-2385

Vendor ID# 118207

Quarterly Scores (Grades)

Q1: 50.00 (F)

Q2: 100.00 (A+)

Q3: N/A

Q4: N/A

Current Quarter Score (Grade)

100.00%

(A+)

Program Census Information:

Children in Care During Quarter: 0

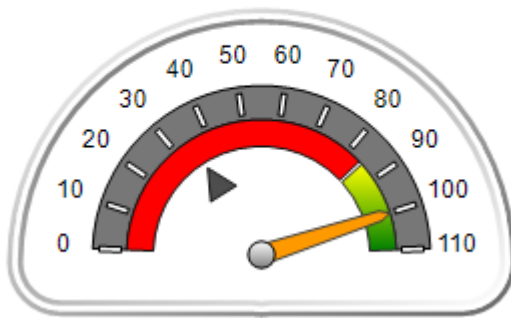
Placements During Quarter: 0

Children in Care On Last Day: 0

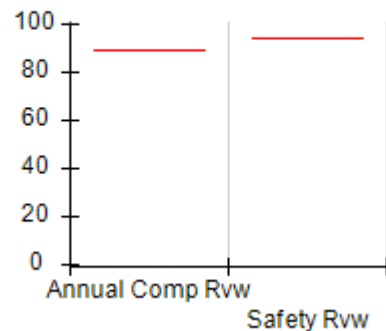
Quarterly Provider Comparisons to All ILP/TLPs

▼ indicates average for all ILP/TLPs

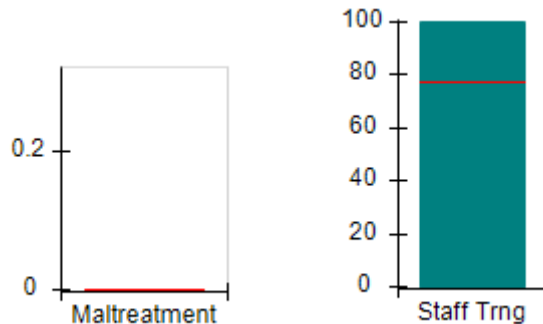
Overall Score (%)



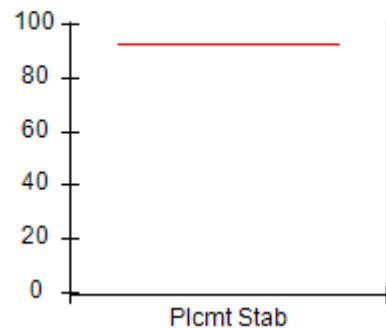
OPM Monitoring Reviews (%)



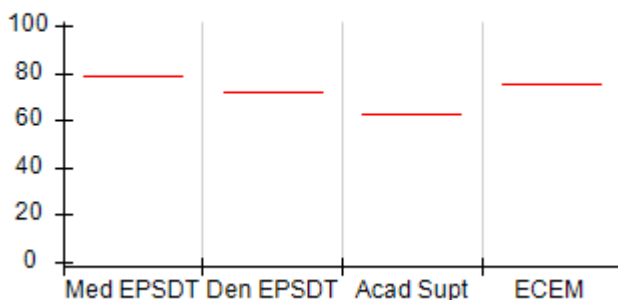
Safety Outcomes (%)



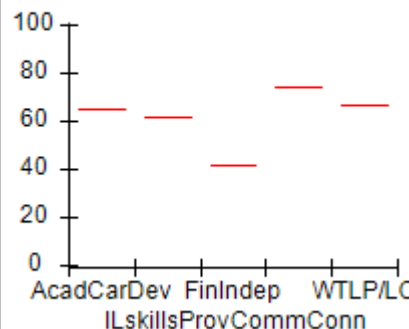
Permanency Outcomes (%)



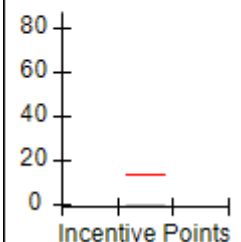
Well-Being Outcomes (%)



ILP/TLP Outcomes (%)



Incentives Earned (Points)





Performance-Based Placement Measures RBWO Provider GA+SCORECARD - ILP/TLP

Report Quarter: Q2 FY2017

Provider/Program Name: House of Dawn - ILP (5155) - CCI

7469 Caribou Trail, Jonesboro, GA 30295

Phone: 770-477-2385

Vendor ID# 118207

Quarterly Scores (Grades)**Current Quarter Score (Grade)****Q1: 50.00 (F)****Q2: 100.00 (A+)****100.00%****Q3: N/A****Q4: N/A****(A+)**

Program Census Information:

Children in Care During
Quarter: 0# Placements During
Quarter: 0# Children in Care On
Last Day: 0Avg
Performance All
ILP/TLPs (%)Provider
Performance (%)*Possible Points
(Weight)Provider Points
Earned**OPM Monitoring Reviews**

Annual Comprehensive Reviews

89%

Not Yet Conducted

Safety Reviews

94%

Not Yet Conducted

Monitoring Sub-Total**0.00****ILP/TLP Safety Outcomes**

Incidence of Maltreatment

0.00%

Not Eligible

Staff Training

77%

100%

13

13.00

Safety Sub-Total**13****13.00****ILP/TLP Permanency Outcomes**

Placement Stability

93%

Not Eligible

Permanency Sub-Total**N/A****ILP/TLP Well-Being Outcomes**

EPSDT Medical Visits

79%

Not Eligible

EPSDT Dental Visits

72%

Not Eligible

Academic Supports

63%

Not Eligible

Provider ECEM Visits

75%

Not Eligible

Placements with Siblings

No Data

Not Eligible

Not Scored

Not Scored

Placements within Legal County

26%

Not Eligible

Not Scored

Not Scored

Well-Being Sub-Total**N/A****ILP/TLP Specialty Outcomes**

Academic/Career Development

65%

Not Eligible

Ind Living Skills Provision

62%

Not Eligible

Financial Independence

42%

Not Eligible

Community Connections

74%

Not Eligible

WTLP/Life Coach

67%

Not Eligible

Specialty Sub-Total**N/A**

*Performance calculation descriptions can be found in the FY 2017 RBWO PBP Measurements and Standards Guide.

Monitoring & Outcomes: Possible Points = 13**Points Earned = 13.00****Score Before Incentives Credit****100.00%**



Performance-Based Placement Measures RBWO Provider GA+SCORECARD - ILP/TLP

Report Quarter: Q2 FY2017

Incentives Awarded	00.00 pts
PBP Verification	N/A pts
Total Score	100.00%

Provider/Program Name: House of Dawn - ILP (5155) - CCI

Program Census Information:		# Children in Care During Quarter: 0	# Placements During Quarter: 0	# Children in Care On Last Day: 0
ILP/TLP Incentive Credits	Avg Performance All ILP/TLPs (Points)	Provider Performance (%)*	Possible Points (Weight)	Provider Points Earned
No DJJ or DOC Involvement		Not Eligible	5	
Extended Foster Care Services		Not Eligible	5	
Positive Permanency Connections		Not Eligible	5	
High School Graduation/College Participation/Professional Certification		Not Eligible	20	
Part-Time Employment with Medical Benefits		Not Eligible	20	
Living Arrangements at Discharge		Not Eligible	20	
Additional Academic Supports		Not Eligible	2	
Additional IL Skills Provision		Not Eligible	5	
Active Agency Accreditation		0%	4	0.00
Staff Clinical Licensure		0%	5	0.00
Incentives Total	13.68		91	0.00

*Performance calculation descriptions can be found in the FY 2017 RBWO PBP Measurements and Standards Guide.

Child Protective Services Investigations and Dispositions

The following investigations data, which is not used for scoring but is considered significant to a provider's performance, is from Georgia SHINES and is not considered final or complete until the end of the fiscal year.

Total Reports:	0	
Number Screened In:	0	
Number Screened Out:	0	
Number Substantiated:	0	
Number Unsubstantiated:	0	
Number Active CPS Investigations:	0	



Performance-Based Placement Measures RBWO Provider GA+SCORECARD - ILP/TLP

Report Quarter: Q2 FY2017

Provider/Program Name: Life Skills Community Center - (5204) - CCI

975 Cobb Place Blvd., Atlanta, GA 30144

Phone: 404-918-0908

Vendor ID# 132893

Program Census Information:

Children in Care During
Quarter: 16

Placements During
Quarter: 16

Children in Care On Last
Day: 15

Quarterly Scores (Grades)

Q1: 50.93 (F)

Q2: 50.46 (F)

Q3: N/A

Q4: N/A

Current Quarter Score
(Grade)

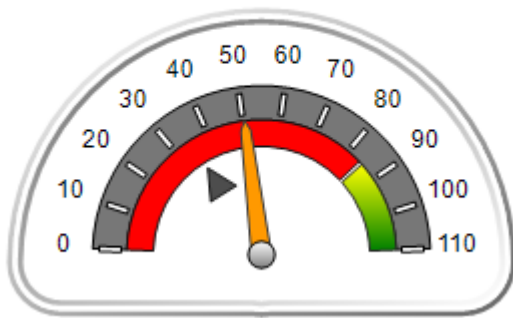
50.46%

(F)

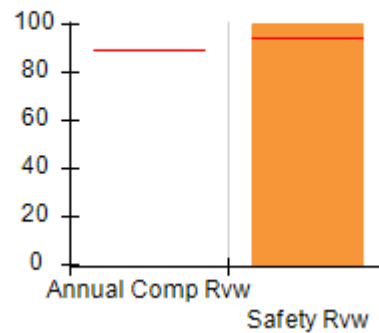
Quarterly Provider Comparisons to All ILP/TLPs

▼ indicates average for all ILP/TLPs

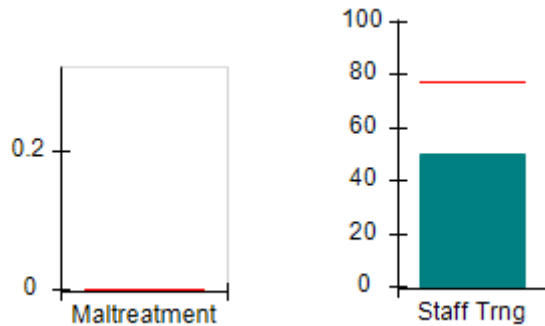
Overall Score (%)



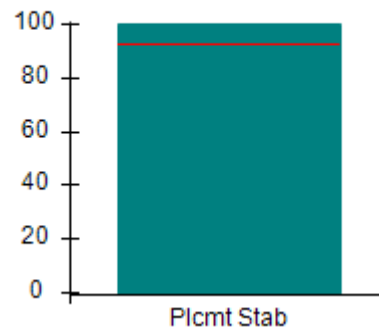
OPM Monitoring Reviews (%)



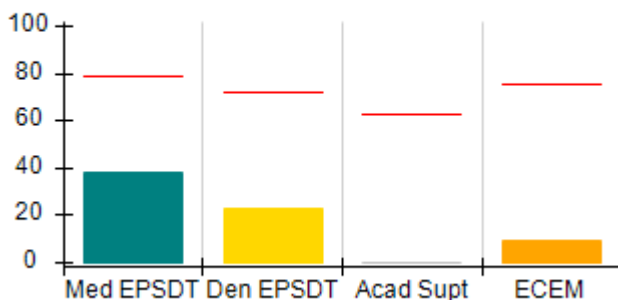
Safety Outcomes (%)



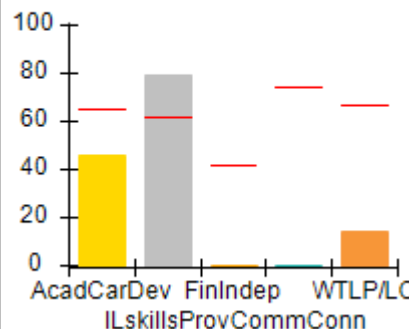
Permanency Outcomes (%)



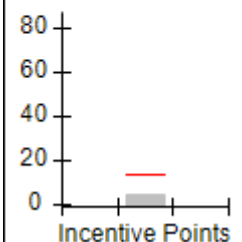
Well-Being Outcomes (%)



ILP/TLP Outcomes (%)



Incentives
Earned
(Points)





**Performance-Based Placement Measures
RBWO Provider GA+SCORECARD - ILP/TLP**

Report Quarter: Q2 FY2017

Provider/Program Name: Life Skills Community Center - (5204) - CCI				
975 Cobb Place Blvd., Atlanta, GA 30144		Quarterly Scores (Grades)		Current Quarter Score (Grade)
Phone: 404-918-0908		Q1: 50.93 (F)	Q2: 50.46 (F)	50.46%
Vendor ID# 132893		Q3: N/A	Q4: N/A	(F)
Program Census Information:		# Children in Care During Quarter: 16	# Placements During Quarter: 16	# Children in Care On Last Day: 15
	Avg Performance All ILP/TLPs (%)	Provider Performance (%)*	Possible Points (Weight)	Provider Points Earned
OPM Monitoring Reviews				
Annual Comprehensive Reviews	89%	Not Yet Conducted		
Safety Reviews	94%	100%	5	5.00
Monitoring Sub-Total			5	5.00
ILP/TLP Safety Outcomes				
Incidence of Maltreatment	0.00%	No Substantiated Reports	3	3.00
Staff Training	77%	50%	10	5.00
Safety Sub-Total			13	8.00
ILP/TLP Permanency Outcomes				
Placement Stability	93%	100%	3	3.00
Permanency Sub-Total			3	3.00
ILP/TLP Well-Being Outcomes				
EPSDT Medical Visits	79%	38%	4	1.52
EPSDT Dental Visits	72%	23%	4	0.92
Academic Supports	63%	0%	2	0.00
Provider ECEM Visits	75%	9%	4	0.36
Placements with Siblings	No Data	Not Eligible	Not Scored	Not Scored
Placements within Legal County	26%	0%	Not Scored	Not Scored
Well-Being Sub-Total			14	4.18
ILP/TLP Specialty Outcomes				
Academic/Career Development	65%	46%	10	4.60
Ind Living Skills Provision	62%	79%	15	11.85
Financial Independence	42%	0%	5	0.00
Community Connections	74%	0%	5	0.00
WTLP/Life Coach	67%	14%	15	2.10
Specialty Sub-Total			50	18.55
*Performance calculation descriptions can be found in the FY 2017 RBWO PBP Measurements and Standards Guide.				

Monitoring & Outcomes: Possible Points = 85	Points Earned = 38.73
--------------------------------------------------------	------------------------------



Performance-Based Placement Measures RBWO Provider GA+SCORECARD - ILP/TLP

Report Quarter: Q2 FY2017

Score Before Incentives Credit	45.56%
Incentives Awarded	04.90 pts
PBP Verification	N/A pts
Total Score	50.46%

Provider/Program Name: Life Skills Community Center - (5204) - CCI				
Program Census Information:		# Children in Care During Quarter: 16	# Placements During Quarter: 16	# Children in Care On Last Day: 15
ILP/TLP Incentive Credits	Avg Performance All ILP/TLPs (Points)	Provider Performance (%)*	Possible Points (Weight)	Provider Points Earned
No DJJ or DOC Involvement		57%	5	2.85
Extended Foster Care Services		Not Eligible	5	
Positive Permanency Connections		0%	5	0.00
High School Graduation/College Participation/Professional Certification		0%	20	0.00
Part-Time Employment with Medical Benefits		0%	20	0.00
Living Arrangements at Discharge		0%	20	0.00
Additional Academic Supports		0%	2	0.00
Additional IL Skills Provision		41%	5	2.05
Active Agency Accreditation		0%	4	0.00
Staff Clinical Licensure		0%	5	0.00
Incentives Total	13.68		91	4.90

*Performance calculation descriptions can be found in the FY 2017 RBWO PBP Measurements and Standards Guide.

Child Protective Services Investigations and Dispositions		
The following investigations data, which is not used for scoring but is considered significant to a provider's performance, is from Georgia SHINES and is not considered final or complete until the end of the fiscal year.		
Total Reports:	0	
Number Screened In:	0	
Number Screened Out:	0	
Number Substantiated:	0	
Number Unsubstantiated:	0	
Number Active CPS Investigations:	0	



Performance-Based Placement Measures **RBWO Provider GA+SCORECARD - ILP/TLP**

Report Quarter: Q2 FY2017

Provider/Program Name: Little Debbie's Second Chance Home, Inc. - Redan (5213) - CCI

1597 Smithson Drive, Lithonia, GA 30058

Phone: 404-296-1311

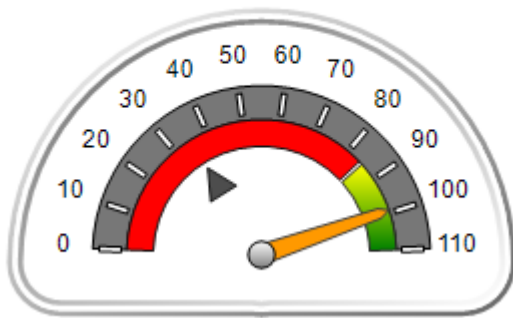
Vendor ID# 136090

Quarterly Scores (Grades)		Current Quarter Score (Grade)
Q1: 84.02 (B)	Q2: 99.25 (A+)	99.25% (A+)
Q3: N/A	Q4: N/A	
Program Census Information:		# Children in Care During Quarter: 3
		# Placements During Quarter: 3
		# Children in Care On Last Day: 3

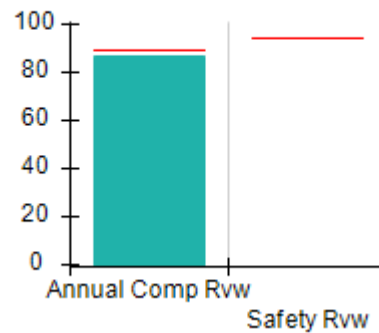
Quarterly Provider Comparisons to All ILP/TLPs

▼ — indicates average for all ILP/TLPs

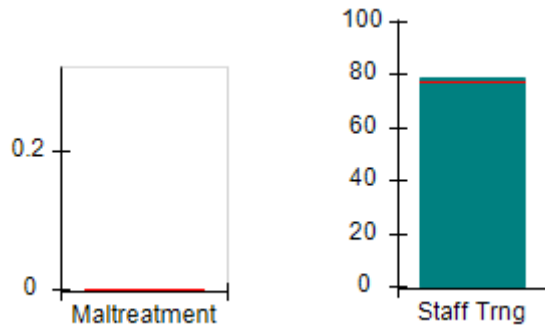
Overall Score (%)



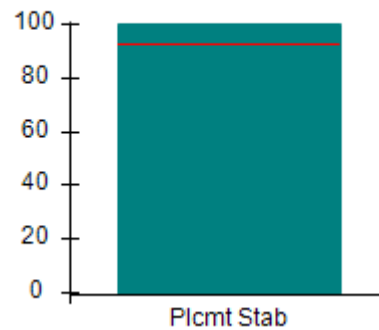
OPM Monitoring Reviews (%)



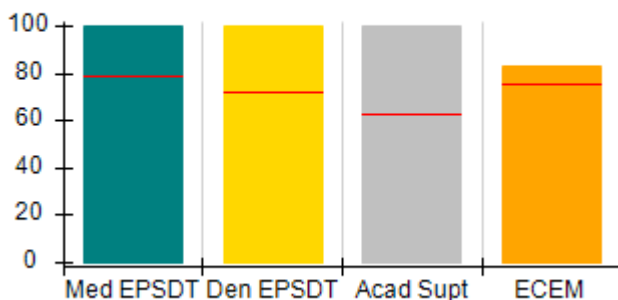
Safety Outcomes (%)



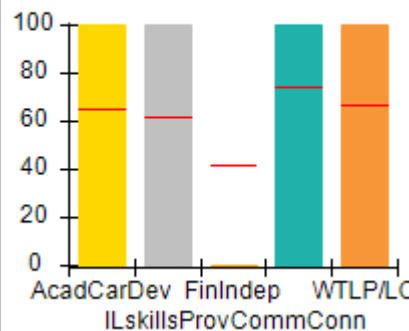
Permanency Outcomes (%)



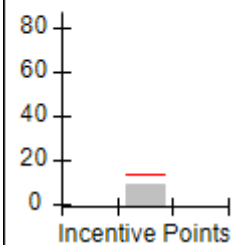
Well-Being Outcomes (%)



ILP/TLP Outcomes (%)



Incentives Earned (Points)





**Performance-Based Placement Measures
RBWO Provider GA+SCORECARD - ILP/TLP**

Report Quarter: Q2 FY2017

Provider/Program Name: Little Debbie's Second Chance Home, Inc. - Redan (5213) - CCI

1597 Smithson Drive, Lithonia, GA 30058 Phone: 404-296-1311 Vendor ID# 136090	Quarterly Scores (Grades)		Current Quarter Score (Grade)
	Q1: 84.02 (B)	Q2: 99.25 (A+)	99.25%
	Q3: N/A	Q4: N/A	(A+)

Program Census Information:	# Children in Care During Quarter: 3	# Placements During Quarter: 3	# Children in Care On Last Day: 3
-----------------------------	--------------------------------------	--------------------------------	-----------------------------------

	Avg Performance All ILP/TLPs (%)	Provider Performance (%)*	Possible Points (Weight)	Provider Points Earned
--	-----------------------------------------	----------------------------------	---------------------------------	-------------------------------

OPM Monitoring Reviews

Annual Comprehensive Reviews	89%	87%	15	13.05
Safety Reviews	94%	Not Yet Conducted		
Monitoring Sub-Total			15	13.05

ILP/TLP Safety Outcomes

Incidence of Maltreatment	0.00%	No Substantiated Reports	3	3.00
Staff Training	77%	79%	10	7.90
Safety Sub-Total			13	10.90

ILP/TLP Permanency Outcomes

Placement Stability	93%	100%	3	3.00
Permanency Sub-Total			3	3.00

ILP/TLP Well-Being Outcomes

EPSDT Medical Visits	79%	100%	4	4.00
EPSDT Dental Visits	72%	100%	4	4.00
Academic Supports	63%	100%	2	2.00
Provider ECEM Visits	75%	83%	4	3.32
Placements with Siblings	No Data	Not Eligible	Not Scored	Not Scored
Placements within Legal County	26%	33%	Not Scored	Not Scored
Well-Being Sub-Total			14	13.32

ILP/TLP Specialty Outcomes

Academic/Career Development	65%	100%	10	10.00
Ind Living Skills Provision	62%	100%	15	15.00
Financial Independence	42%	0%	5	0.00
Community Connections	74%	100%	5	5.00
WTLP/Life Coach	67%	100%	15	15.00
Specialty Sub-Total			50	45.00

*Performance calculation descriptions can be found in the FY 2017 RBWO PBP Measurements and Standards Guide.

Monitoring & Outcomes: Possible Points = 95	Points Earned = 85.27
--------------------------------------------------------	------------------------------



Performance-Based Placement Measures

RBWO Provider GA+SCORECARD - ILP/TLP

Report Quarter: Q2 FY2017

Score Before Incentives Credit	89.75%
Incentives Awarded	09.50 pts
PBP Verification	N/A pts
Total Score	99.25%

Provider/Program Name: Little Debbie's Second Chance Home, Inc. - Redan (5213) - CCI

Program Census Information:		# Children in Care During Quarter: 3	# Placements During Quarter: 3	# Children in Care On Last Day: 3
ILP/TLP Incentive Credits	Avg Performance All ILP/TLPs (Points)	Provider Performance (%)*	Possible Points (Weight)	Provider Points Earned
No DJJ or DOC Involvement		50%	5	2.50
Extended Foster Care Services		0%	5	0.00
Positive Permanency Connections		Not Eligible	5	
High School Graduation/College Participation/Professional Certification		0%	20	0.00
Part-Time Employment with Medical Benefits		Not Eligible	20	
Living Arrangements at Discharge		Not Eligible	20	
Additional Academic Supports		100%	2	2.00
Additional IL Skills Provision		100%	5	5.00
Active Agency Accreditation		0%	4	0.00
Staff Clinical Licensure		0%	5	0.00
Incentives Total	13.68		91	9.50

*Performance calculation descriptions can be found in the FY 2017 RBWO PBP Measurements and Standards Guide.

Child Protective Services Investigations and Dispositions

The following investigations data, which is not used for scoring but is considered significant to a provider's performance, is from Georgia SHINES and is not considered final or complete until the end of the fiscal year.

Total Reports:	0	
Number Screened In:	0	
Number Screened Out:	0	
Number Substantiated:	0	
Number Unsubstantiated:	0	
Number Active CPS Investigations:	0	



Performance-Based Placement Measures RBWO Provider GA+SCORECARD - ILP/TLP

Report Quarter: Q2 FY2017

Provider/Program Name: Little Debbie's Second Chance Home, Inc. - TLP (967) - CCI

3900 Leprechaun Court, Decatur, GA 30034

Phone: 770-686-5169

Vendor ID# 35447

Quarterly Scores (Grades)

Q1: 103.21 (A+)

Q2: 108.57 (A+)

Q3: N/A

Q4: N/A

Current Quarter Score (Grade)

108.57%

(A+)

Program Census Information:

Children in Care During Quarter: 8

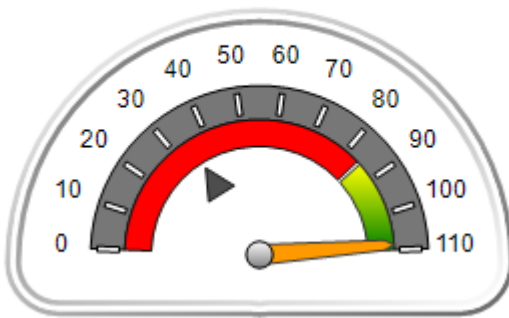
Placements During Quarter: 8

Children in Care On Last Day: 4

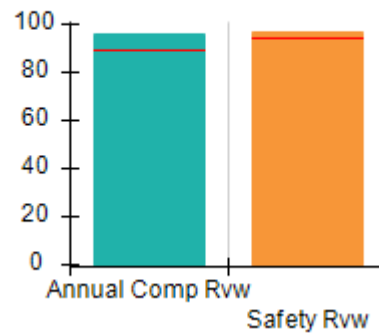
Quarterly Provider Comparisons to All ILP/TLPs

▼ indicates average for all ILP/TLPs

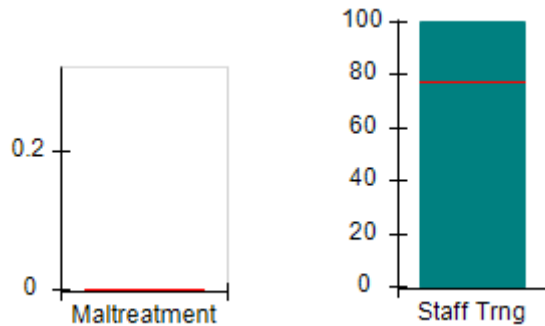
Overall Score (%)



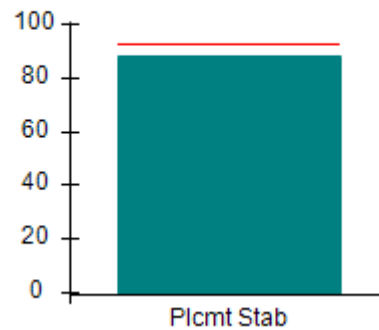
OPM Monitoring Reviews (%)



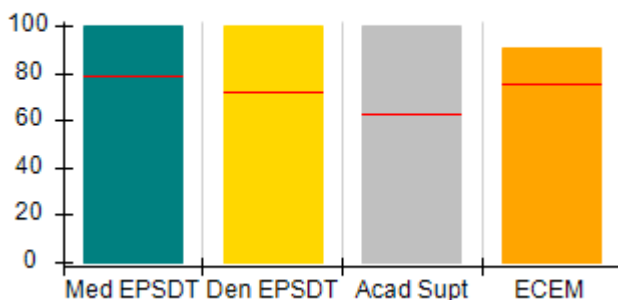
Safety Outcomes (%)



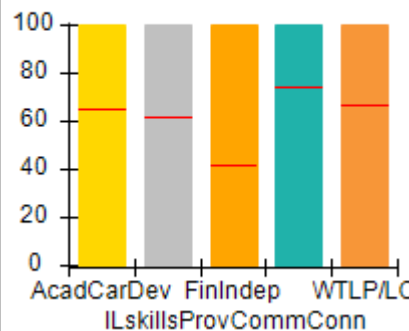
Permanency Outcomes (%)



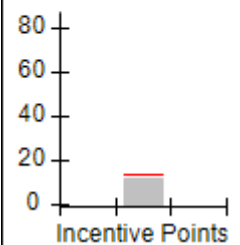
Well-Being Outcomes (%)



ILP/TLP Outcomes (%)



Incentives Earned (Points)





**Performance-Based Placement Measures
RBWO Provider GA+SCORECARD - ILP/TLP**

Report Quarter: Q2 FY2017

Provider/Program Name: Little Debbie's Second Chance Home, Inc. - TLP (967) - CCI				
3900 Leprechaun Court, Decatur, GA 30034		Quarterly Scores (Grades)		Current Quarter Score (Grade)
Phone: 770-686-5169		Q1: 103.21 (A+)	Q2: 108.57 (A+)	108.57%
Vendor ID# 35447		Q3: N/A	Q4: N/A	(A+)
Program Census Information:		# Children in Care During Quarter: 8	# Placements During Quarter: 8	# Children in Care On Last Day: 4
	Avg Performance All ILP/TLPs (%)	Provider Performance (%)*	Possible Points (Weight)	Provider Points Earned
OPM Monitoring Reviews				
Annual Comprehensive Reviews	89%	96%	15	14.44
Safety Reviews	94%	97%	5	4.84
Monitoring Sub-Total			20	19.29
ILP/TLP Safety Outcomes				
Incidence of Maltreatment	0.00%	No Substantiated Reports	3	3.00
Staff Training	77%	100%	10	10.00
Safety Sub-Total			13	13.00
ILP/TLP Permanency Outcomes				
Placement Stability	93%	88%	3	2.64
Permanency Sub-Total			3	2.64
ILP/TLP Well-Being Outcomes				
EPSDT Medical Visits	79%	100%	4	4.00
EPSDT Dental Visits	72%	100%	4	4.00
Academic Supports	63%	100%	2	2.00
Provider ECEM Visits	75%	91%	4	3.64
Placements with Siblings	No Data	Not Eligible	Not Scored	Not Scored
Placements within Legal County	26%	25%	Not Scored	Not Scored
Well-Being Sub-Total			14	13.64
ILP/TLP Specialty Outcomes				
Academic/Career Development	65%	100%	10	10.00
Ind Living Skills Provision	62%	100%	15	15.00
Financial Independence	42%	100%	5	5.00
Community Connections	74%	100%	5	5.00
WTLP/Life Coach	67%	100%	15	15.00
Specialty Sub-Total			50	50.00
*Performance calculation descriptions can be found in the FY 2017 RBWO PBP Measurements and Standards Guide.				

Monitoring & Outcomes: Possible Points = 100	Points Earned = 98.57
---------------------------------------------------------	------------------------------



Performance-Based Placement Measures

RBWO Provider GA+SCORECARD - ILP/TLP

Report Quarter: Q2 FY2017

Score Before Incentives Credit	98.57%
Incentives Awarded	10.00 pts
PBP Verification	N/A pts
Total Score	108.57%

Provider/Program Name: Little Debbie's Second Chance Home, Inc. - TLP (967) - CCI				
Program Census Information:		# Children in Care During Quarter: 8	# Placements During Quarter: 8	# Children in Care On Last Day: 4
ILP/TLP Incentive Credits	Avg Performance All ILP/TLPs (Points)	Provider Performance (%)*	Possible Points (Weight)	Provider Points Earned
No DJJ or DOC Involvement		100%	5	5.00
Extended Foster Care Services		Not Eligible	5	
Positive Permanency Connections		0%	5	0.00
High School Graduation/College Participation/Professional Certification		0%	20	0.00
Part-Time Employment with Medical Benefits		0%	20	0.00
Living Arrangements at Discharge		0%	20	0.00
Additional Academic Supports		100%	2	2.00
Additional IL Skills Provision		100%	5	5.00
Active Agency Accreditation		0%	4	0.00
Staff Clinical Licensure		0%	5	0.00
Incentives Total	13.68		91	12.00

*Performance calculation descriptions can be found in the FY 2017 RBWO PBP Measurements and Standards Guide.

Child Protective Services Investigations and Dispositions		
The following investigations data, which is not used for scoring but is considered significant to a provider's performance, is from Georgia SHINES and is not considered final or complete until the end of the fiscal year.		
Total Reports:	0	
Number Screened In:	0	
Number Screened Out:	0	
Number Substantiated:	0	
Number Unsubstantiated:	0	
Number Active CPS Investigations:	0	



Performance-Based Placement Measures **RBWO Provider GA+SCORECARD - ILP/TLP**

Report Quarter: Q2 FY2017

Provider/Program Name: Little Debbie's Second Chance Home, Inc. - TLP 2 (5235) - CCI

3893 Leprechaun Court, Decatur, GA 30034

Phone: 404-296-1311

Vendor ID# 143276

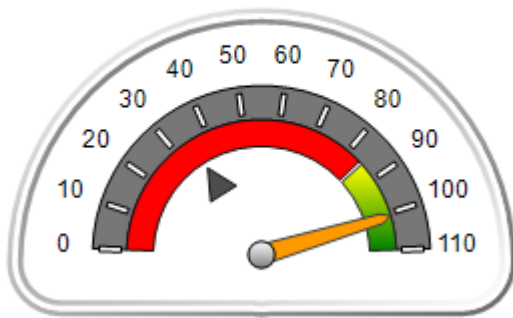
Program Census Information:

Quarterly Scores (Grades)		Current Quarter Score (Grade)
Q1: 100.00 (A+)	Q2: 100.88 (A+)	100.88% (A+)
Q3: N/A	Q4: N/A	
# Children in Care During Quarter: 2	# Placements During Quarter: 2	# Children in Care On Last Day: 2

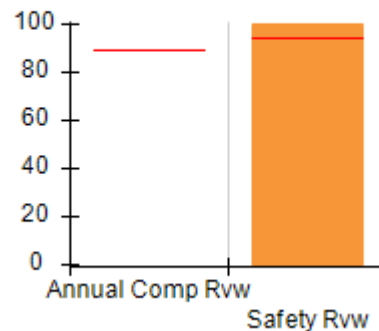
Quarterly Provider Comparisons to All ILP/TLPs

▼ — indicates average for all ILP/TLPs

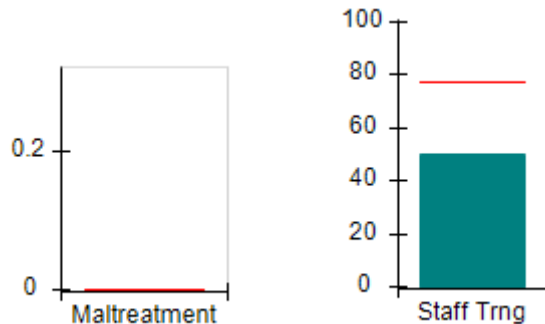
Overall Score (%)



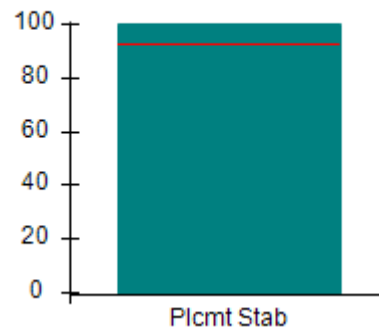
OPM Monitoring Reviews (%)



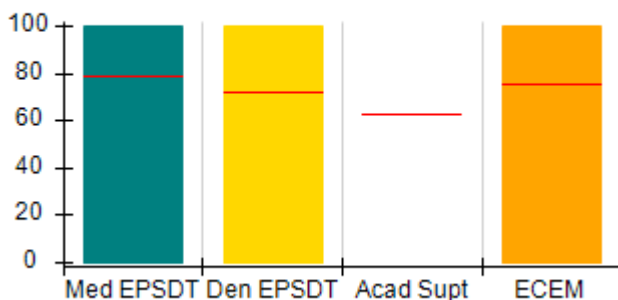
Safety Outcomes (%)



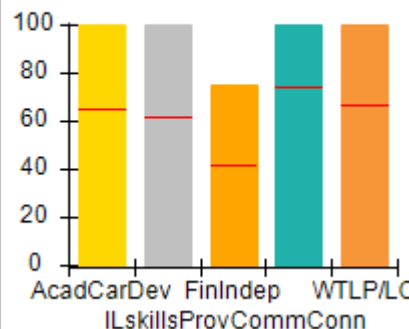
Permanency Outcomes (%)



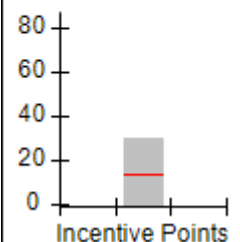
Well-Being Outcomes (%)



ILP/TLP Outcomes (%)



Incentives Earned (Points)





Performance-Based Placement Measures

RBWO Provider GA+SCORECARD - ILP/TLP

Report Quarter: Q2 FY2017

Provider/Program Name: Little Debbie's Second Chance Home, Inc. - TLP 2 (5235) - CCI

3893 Leprechaun Court, Decatur, GA 30034 Phone: 404-296-1311 Vendor ID# 143276	Quarterly Scores (Grades)		Current Quarter Score (Grade)
	Q1: 100.00 (A+)	Q2: 100.88 (A+)	100.88% (A+)
	Q3: N/A	Q4: N/A	

Program Census Information:	# Children in Care During Quarter: 2	# Placements During Quarter: 2	# Children in Care On Last Day: 2
-----------------------------	--------------------------------------	--------------------------------	-----------------------------------

	Avg Performance All ILP/TLPs (%)	Provider Performance (%)*	Possible Points (Weight)	Provider Points Earned
--	----------------------------------	---------------------------	--------------------------	------------------------

OPM Monitoring Reviews

Annual Comprehensive Reviews	89%	Not Yet Conducted		
Safety Reviews	94%	100%	5	5.00
Monitoring Sub-Total			5	5.00

ILP/TLP Safety Outcomes

Incidence of Maltreatment	0.00%	Not Eligible		
Staff Training	77%	50%	13	6.50
Safety Sub-Total			13	6.50

ILP/TLP Permanency Outcomes

Placement Stability	93%	100%	3	3.00
Permanency Sub-Total			3	3.00

ILP/TLP Well-Being Outcomes

EPSDT Medical Visits	79%	100%	4.7	4.55
EPSDT Dental Visits	72%	100%	4.7	4.55
Academic Supports	63%	Not Eligible		
Provider ECEM Visits	75%	100%	4.7	4.67
Placements with Siblings	No Data	Not Eligible	Not Scored	Not Scored
Placements within Legal County	26%	50%	Not Scored	Not Scored
Well-Being Sub-Total			14	14.00

ILP/TLP Specialty Outcomes

Academic/Career Development	65%	100%	10	10.00
Ind Living Skills Provision	62%	100%	15	15.00
Financial Independence	42%	75%	5	3.75
Community Connections	74%	100%	5	5.00
WTLP/Life Coach	67%	100%	15	15.00
Specialty Sub-Total			50	48.75

*Performance calculation descriptions can be found in the FY 2017 RBWO PBP Measurements and Standards Guide.

Monitoring & Outcomes: Possible Points = 85	Points Earned = 77.25
Score Before Incentives Credit 90.88%	



Performance-Based Placement Measures

RBWO Provider GA+SCORECARD - ILP/TLP

Report Quarter: Q2 FY2017

Incentives Awarded	10.00 pts
PBP Verification	N/A pts
Total Score	100.88%

Provider/Program Name: Little Debbie's Second Chance Home, Inc. - TLP 2 (5235) - CCI

Program Census Information:		# Children in Care During Quarter: 2	# Placements During Quarter: 2	# Children in Care On Last Day: 2
ILP/TLP Incentive Credits	Avg Performance All ILP/TLPs (Points)	Provider Performance (%)*	Possible Points (Weight)	Provider Points Earned
No DJJ or DOC Involvement		100%	5	5.00
Extended Foster Care Services		Not Eligible	5	
Positive Permanency Connections		Not Eligible	5	
High School Graduation/College Participation/Professional Certification		100%	20	20.00
Part-Time Employment with Medical Benefits		Not Eligible	20	
Living Arrangements at Discharge		Not Eligible	20	
Additional Academic Supports		Not Eligible	2	
Additional IL Skills Provision		100%	5	5.00
Active Agency Accreditation		0%	4	0.00
Staff Clinical Licensure		0%	5	0.00
Incentives Total	13.68		91	30.00

*Performance calculation descriptions can be found in the FY 2017 RBWO PBP Measurements and Standards Guide.

Child Protective Services Investigations and Dispositions

The following investigations data, which is not used for scoring but is considered significant to a provider's performance, is from Georgia SHINES and is not considered final or complete until the end of the fiscal year.

Total Reports:	0	
Number Screened In:	0	
Number Screened Out:	0	
Number Substantiated:	0	
Number Unsubstantiated:	0	
Number Active CPS Investigations:	0	



Performance-Based Placement Measures **RBWO Provider GA+SCORECARD - ILP/TLP**

Report Quarter: Q2 FY2017

Provider/Program Name: Madi's House - Madi's House (5180) - CCI

4555 Kelden Circle, College Park, GA 30349

Phone: 4049803543

Vendor ID# 121478

Quarterly Scores (Grades)

Q1: 64.27 (D)

Q2: 72.87 (C-)

Q3: N/A

Q4: N/A

Current Quarter Score (Grade)

72.87%

(C-)

Program Census Information:

Children in Care During Quarter: 3

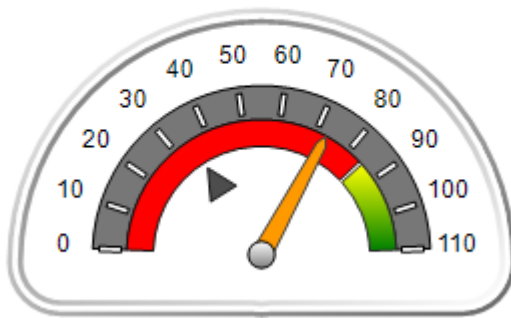
Placements During Quarter: 3

Children in Care On Last Day: 3

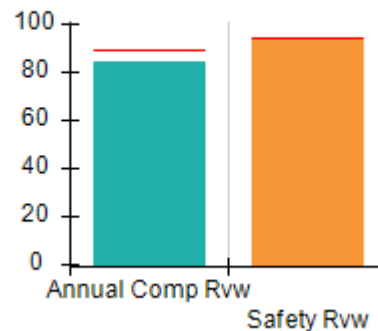
Quarterly Provider Comparisons to All ILP/TLPs

▼ indicates average for all ILP/TLPs

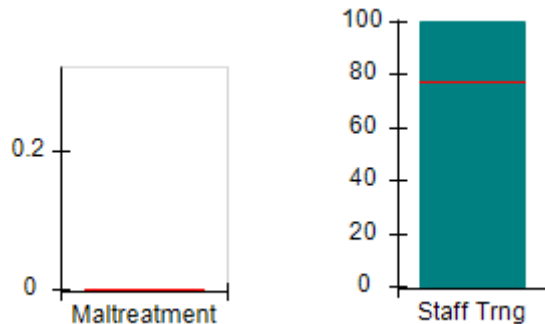
Overall Score (%)



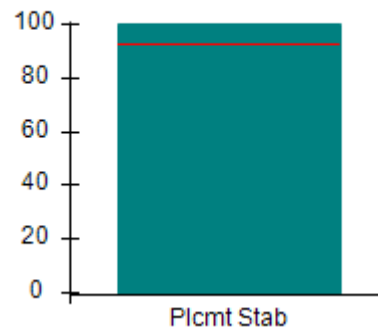
OPM Monitoring Reviews (%)



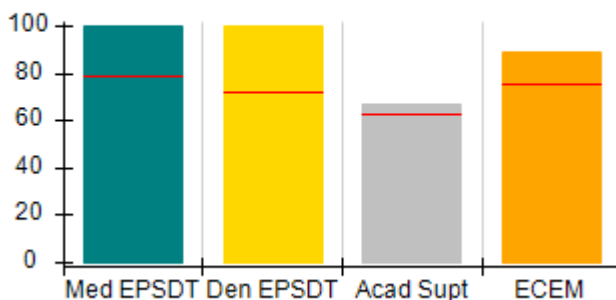
Safety Outcomes (%)



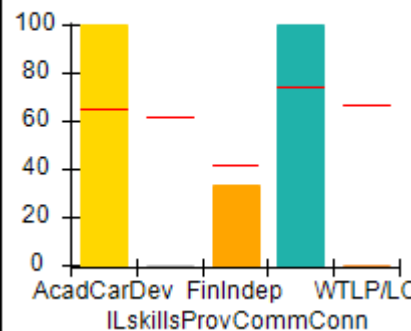
Permanency Outcomes (%)



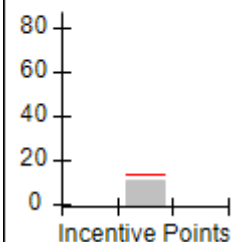
Well-Being Outcomes (%)



ILP/TLP Outcomes (%)



Incentives Earned (Points)





Performance-Based Placement Measures RBWO Provider GA+SCORECARD - ILP/TLP

Report Quarter: Q2 FY2017

Provider/Program Name: Madi's House - Madi's House (5180) - CCI

4555 Kelden Circle, College Park, GA 30349

Phone: 4049803543

Vendor ID# 121478

Quarterly Scores (Grades)
Current Quarter Score (Grade)

Q1: 64.27 (D)

Q2: 72.87 (C-)

72.87%
(C-)

Q3: N/A

Q4: N/A

Program Census Information:

Children in Care During
Quarter: 3# Placements During
Quarter: 3# Children in Care On
Last Day: 3
**Avg
Performance All
ILP/TLPs (%)**
**Provider
Performance (%)***
**Possible Points
(Weight)**
**Provider Points
Earned**
OPM Monitoring Reviews

Annual Comprehensive Reviews	89%	84%	15	12.60
Safety Reviews	94%	94%	5	4.72
Monitoring Sub-Total			20	17.32

ILP/TLP Safety Outcomes

Incidence of Maltreatment	0.00%	No Substantiated Reports	3	3.00
Staff Training	77%	100%	10	10.00
Safety Sub-Total			13	13.00

ILP/TLP Permanency Outcomes

Placement Stability	93%	100%	3	3.00
Permanency Sub-Total			3	3.00

ILP/TLP Well-Being Outcomes

EPSDT Medical Visits	79%	100%	4	4.00
EPSDT Dental Visits	72%	100%	4	4.00
Academic Supports	63%	67%	2	1.34
Provider ECEM Visits	75%	89%	4	3.56
Placements with Siblings	No Data	0%	Not Scored	Not Scored
Placements within Legal County	26%	Not Eligible	Not Scored	Not Scored
Well-Being Sub-Total			14	12.90

ILP/TLP Specialty Outcomes

Academic/Career Development	65%	100%	10	10.00
Ind Living Skills Provision	62%	0%	15	0.00
Financial Independence	42%	33%	5	1.65
Community Connections	74%	100%	5	5.00
WTLP/Life Coach	67%	0%	15	0.00
Specialty Sub-Total			50	16.65

*Performance calculation descriptions can be found in the FY 2017 RBWO PBP Measurements and Standards Guide.

Monitoring & Outcomes: Possible Points = 100
Points Earned = 62.87



Performance-Based Placement Measures

RBWO Provider GA+SCORECARD - ILP/TLP

Report Quarter: Q2 FY2017

Score Before Incentives Credit	62.87%
Incentives Awarded	10.00 pts
PBP Verification	N/A pts
Total Score	72.87%

Provider/Program Name: Madi's House - Madi's House (5180) - CCI				
Program Census Information:		# Children in Care During Quarter: 3	# Placements During Quarter: 3	# Children in Care On Last Day: 3
ILP/TLP Incentive Credits	Avg Performance All ILP/TLPs (Points)	Provider Performance (%)*	Possible Points (Weight)	Provider Points Earned
No DJJ or DOC Involvement		100%	5	5.00
Extended Foster Care Services		100%	5	5.00
Positive Permanency Connections		0%	5	0.00
High School Graduation/College Participation/Professional Certification		0%	20	0.00
Part-Time Employment with Medical Benefits		Not Eligible	20	
Living Arrangements at Discharge		Not Eligible	20	
Additional Academic Supports		33%	2	0.66
Additional IL Skills Provision		0%	5	0.00
Active Agency Accreditation		0%	4	0.00
Staff Clinical Licensure		0%	5	0.00
Incentives Total	13.68		91	10.66

*Performance calculation descriptions can be found in the FY 2017 RBWO PBP Measurements and Standards Guide.

Child Protective Services Investigations and Dispositions		
The following investigations data, which is not used for scoring but is considered significant to a provider's performance, is from Georgia SHINES and is not considered final or complete until the end of the fiscal year.		
Total Reports:	0	
Number Screened In:	0	
Number Screened Out:	0	
Number Substantiated:	0	
Number Unsubstantiated:	0	
Number Active CPS Investigations:	0	



Performance-Based Placement Measures RBWO Provider GA+SCORECARD - ILP/TLP

Report Quarter: Q2 FY2017

Provider/Program Name: Mentoring Youth Services - ILP (5165) - CCI

2031 6th Avenue, Columbus, GA 31904

Phone: 706-984-0161

Vendor ID# 144099

Quarterly Scores (Grades)

Q1: 92.75 (A-)

Q2: 23.35 (F)

Q3: N/A

Q4: N/A

Current Quarter Score (Grade)

23.35%

(F)

Program Census Information:

Children in Care During Quarter: 1

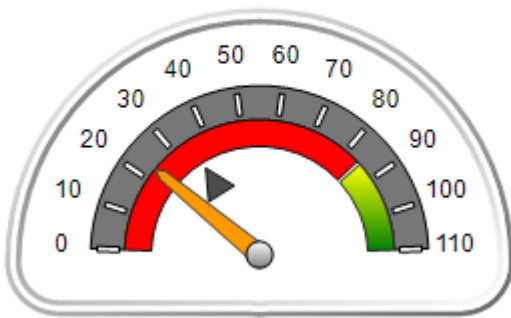
Placements During Quarter: 1

Children in Care On Last Day: 1

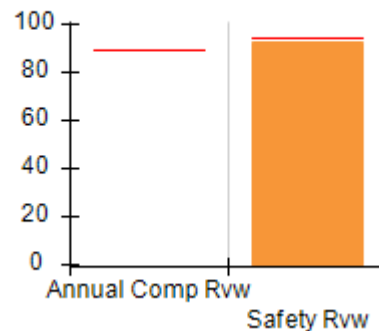
Quarterly Provider Comparisons to All ILP/TLPs

▼ indicates average for all ILP/TLPs

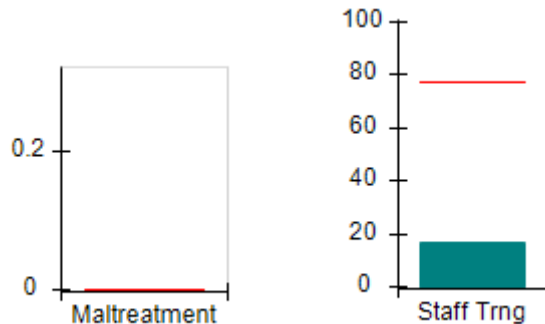
Overall Score (%)



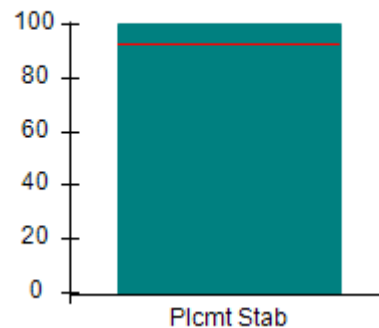
OPM Monitoring Reviews (%)



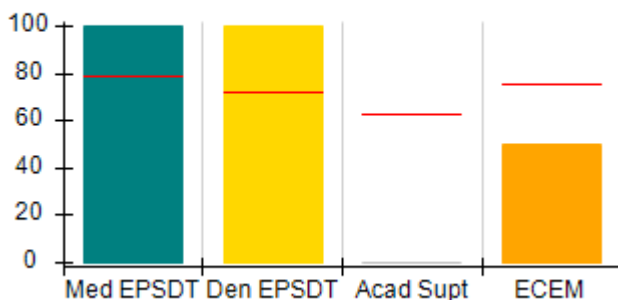
Safety Outcomes (%)



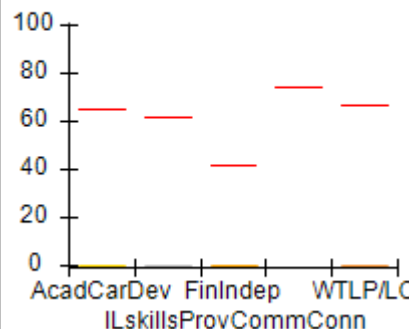
Permanency Outcomes (%)



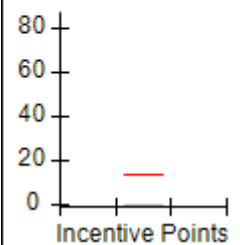
Well-Being Outcomes (%)



ILP/TLP Outcomes (%)



Incentives Earned (Points)





Performance-Based Placement Measures

RBWO Provider GA+SCORECARD - ILP/TLP

Report Quarter: Q2 FY2017

Provider/Program Name: Mentoring Youth Services - ILP (5165) - CCI

2031 6th Avenue, Columbus, GA 31904

Phone: 706-984-0161

Vendor ID# 144099

Quarterly Scores (Grades)**Current Quarter Score (Grade)**

Q1: 92.75 (A-)

Q2: 23.35 (F)

23.35%
(F)

Q3: N/A

Q4: N/A

Program Census Information:

Children in Care During
Quarter: 1# Placements During
Quarter: 1# Children in Care On
Last Day: 1Avg
Performance All
ILP/TLPs (%)Provider
Performance (%)*Possible Points
(Weight)Provider Points
Earned**OPM Monitoring Reviews**

Annual Comprehensive Reviews	89%	Not Yet Conducted		
Safety Reviews	94%	93%	5	4.64
Monitoring Sub-Total			5	4.64

ILP/TLP Safety Outcomes

Incidence of Maltreatment	0.00%	Not Eligible		
Staff Training	77%	17%	13	2.21
Safety Sub-Total			13	2.21

ILP/TLP Permanency Outcomes

Placement Stability	93%	100%	3	3.00
Permanency Sub-Total			3	3.00

ILP/TLP Well-Being Outcomes

EPSDT Medical Visits	79%	100%	4	4.00
EPSDT Dental Visits	72%	100%	4	4.00
Academic Supports	63%	0%	2	0.00
Provider ECEM Visits	75%	50%	4	2.00
Placements with Siblings	No Data	0%	Not Scored	Not Scored
Placements within Legal County	26%	0%	Not Scored	Not Scored
Well-Being Sub-Total			14	10.00

ILP/TLP Specialty Outcomes

Academic/Career Development	65%	0%	11.1	0.00
Ind Living Skills Provision	62%	0%	16.7	0.00
Financial Independence	42%	0%	5.6	0.00
Community Connections	74%	Not Eligible		
WTLP/Life Coach	67%	0%	16.7	0.00
Specialty Sub-Total			50	0.00

*Performance calculation descriptions can be found in the FY 2017 RBWO PBP Measurements and Standards Guide.

Monitoring & Outcomes: Possible Points = 85**Points Earned = 19.85****Score Before Incentives Credit****23.35%**



Performance-Based Placement Measures

RBWO Provider GA+SCORECARD - ILP/TLP

Report Quarter: Q2 FY2017

Incentives Awarded	00.00 pts
PBP Verification	N/A pts
Total Score	23.35%

Provider/Program Name: Mentoring Youth Services - ILP (5165) - CCI

Program Census Information:		# Children in Care During Quarter: 1	# Placements During Quarter: 1	# Children in Care On Last Day: 1
ILP/TLP Incentive Credits	Avg Performance All ILP/TLPs (Points)	Provider Performance (%)*	Possible Points (Weight)	Provider Points Earned
No DJJ or DOC Involvement		0%	5	0.00
Extended Foster Care Services		Not Eligible	5	
Positive Permanency Connections		Not Eligible	5	
High School Graduation/College Participation/Professional Certification		0%	20	0.00
Part-Time Employment with Medical Benefits		Not Eligible	20	
Living Arrangements at Discharge		Not Eligible	20	
Additional Academic Supports		0%	2	0.00
Additional IL Skills Provision		0%	5	0.00
Active Agency Accreditation		0%	4	0.00
Staff Clinical Licensure		0%	5	0.00
Incentives Total	13.68		91	0.00

*Performance calculation descriptions can be found in the FY 2017 RBWO PBP Measurements and Standards Guide.

Child Protective Services Investigations and Dispositions

The following investigations data, which is not used for scoring but is considered significant to a provider's performance, is from Georgia SHINES and is not considered final or complete until the end of the fiscal year.

Total Reports:	0	
Number Screened In:	0	
Number Screened Out:	0	
Number Substantiated:	0	
Number Unsubstantiated:	0	
Number Active CPS Investigations:	0	



Performance-Based Placement Measures **RBWO Provider GA+SCORECARD - ILP/TLP**

Report Quarter: Q2 FY2017

Provider/Program Name: Murphy-Harpst Children's Centers - (Fletcher St. 2) (5230) - CCI

740 Fletcher St., Cedartown, GA 30125

Phone: 770-748-1500

Vendor ID# 144420

Quarterly Scores (Grades)

Q1: 126.27 (A+)

Q2: 58.74 (F)

Q3: N/A

Q4: N/A

Current Quarter Score (Grade)

58.74%

(F)

Program Census Information:

Children in Care During Quarter: 6

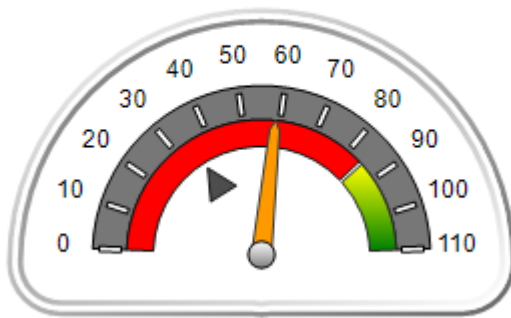
Placements During Quarter: 6

Children in Care On Last Day: 5

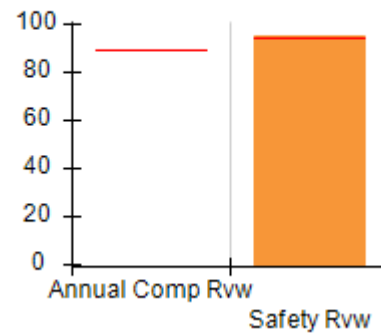
Quarterly Provider Comparisons to All ILP/TLPs

▼ indicates average for all ILP/TLPs

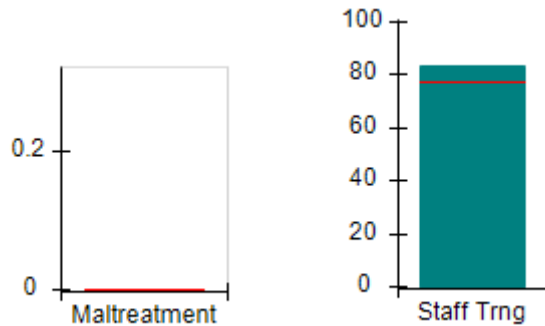
Overall Score (%)



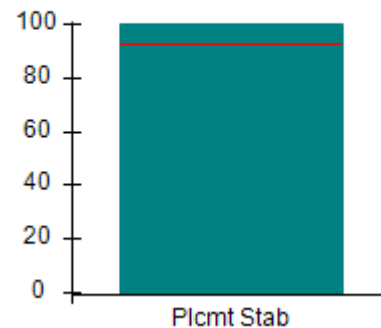
OPM Monitoring Reviews (%)



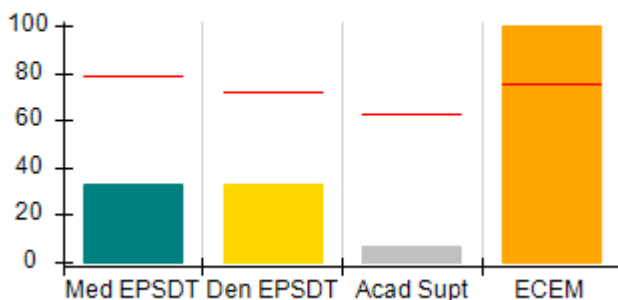
Safety Outcomes (%)



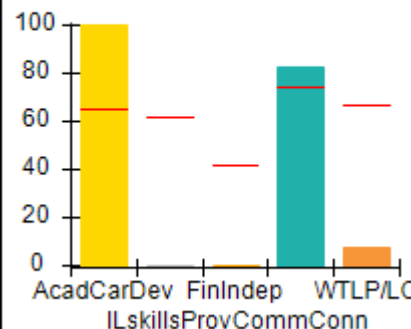
Permanency Outcomes (%)



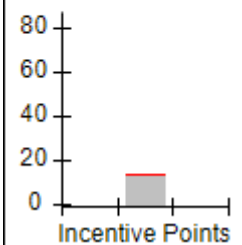
Well-Being Outcomes (%)



ILP/TLP Outcomes (%)



Incentives Earned (Points)





Performance-Based Placement Measures RBWO Provider GA+SCORECARD - ILP/TLP

Report Quarter: Q2 FY2017

Provider/Program Name: Murphy-Harpst Children's Centers - (Fletcher St. 2) (5230) - CCI

740 Fletcher St., Cedartown, GA 30125 Phone: 770-748-1500 Vendor ID# 144420	Quarterly Scores (Grades)		Current Quarter Score (Grade)
	Q1: 126.27 (A+)	Q2: 58.74 (F)	58.74% (F)
	Q3: N/A	Q4: N/A	

Program Census Information:	# Children in Care During Quarter: 6	# Placements During Quarter: 6	# Children in Care On Last Day: 5
-----------------------------	--------------------------------------	--------------------------------	-----------------------------------

	Avg Performance All ILP/TLPs (%)	Provider Performance (%)*	Possible Points (Weight)	Provider Points Earned
--	----------------------------------	---------------------------	--------------------------	------------------------

OPM Monitoring Reviews

Annual Comprehensive Reviews	89%	Not Yet Conducted		
Safety Reviews	94%	95%	5	4.75
Monitoring Sub-Total			5	4.75

ILP/TLP Safety Outcomes

Incidence of Maltreatment	0.00%	No Substantiated Reports	3	3.00
Staff Training	77%	83%	10	8.30
Safety Sub-Total			13	11.30

ILP/TLP Permanency Outcomes

Placement Stability	93%	100%	3	3.00
Permanency Sub-Total			3	3.00

ILP/TLP Well-Being Outcomes

EPSDT Medical Visits	79%	33%	4	1.32
EPSDT Dental Visits	72%	33%	4	1.32
Academic Supports	63%	7%	2	0.14
Provider ECEM Visits	75%	100%	4	4.00
Placements with Siblings	No Data	0%	Not Scored	Not Scored
Placements within Legal County	26%	0%	Not Scored	Not Scored
Well-Being Sub-Total			14	7.18

ILP/TLP Specialty Outcomes

Academic/Career Development	65%	100%	10	10.00
Ind Living Skills Provision	62%	0%	15	0.00
Financial Independence	42%	0%	5	0.00
Community Connections	74%	83%	5	4.15
WTLP/Life Coach	67%	7%	15	1.05
Specialty Sub-Total			50	15.20

*Performance calculation descriptions can be found in the FY 2017 RBWO PBP Measurements and Standards Guide.

Monitoring & Outcomes: Possible Points = 85	Points Earned = 41.43
--------------------------------------------------------	------------------------------



Performance-Based Placement Measures RBWO Provider GA+SCORECARD - ILP/TLP

Report Quarter: Q2 FY2017

Score Before Incentives Credit	48.74%
Incentives Awarded	10.00 pts
PBP Verification	N/A pts
Total Score	58.74%

Provider/Program Name: Murphy-Harpst Children's Centers - (Fletcher St. 2) (5230) - CCI

Program Census Information:		# Children in Care During Quarter: 6	# Placements During Quarter: 6	# Children in Care On Last Day: 5
ILP/TLP Incentive Credits	Avg Performance All ILP/TLPs (Points)	Provider Performance (%)*	Possible Points (Weight)	Provider Points Earned
No DJJ or DOC Involvement		100%	5	5.00
Extended Foster Care Services		100%	5	5.00
Positive Permanency Connections		0%	5	0.00
High School Graduation/College Participation/Professional Certification		17%	20	3.40
Part-Time Employment with Medical Benefits		0%	20	0.00
Living Arrangements at Discharge		0%	20	0.00
Additional Academic Supports		0%	2	0.00
Additional IL Skills Provision		0%	5	0.00
Active Agency Accreditation		0%	4	0.00
Staff Clinical Licensure		0%	5	0.00
Incentives Total	13.68		91	13.40

*Performance calculation descriptions can be found in the FY 2017 RBWO PBP Measurements and Standards Guide.

Child Protective Services Investigations and Dispositions

The following investigations data, which is not used for scoring but is considered significant to a provider's performance, is from Georgia SHINES and is not considered final or complete until the end of the fiscal year.

Total Reports:	0	
Number Screened In:	0	
Number Screened Out:	0	
Number Substantiated:	0	
Number Unsubstantiated:	0	
Number Active CPS Investigations:	0	



Performance-Based Placement Measures **RBWO Provider GA+SCORECARD - ILP/TLP**

Report Quarter: Q2 FY2017

Provider/Program Name: North Georgia Angel House - ILP (5238) - CCI

2260 Sam Nelson Road, Canton, GA 30114

Phone: 770-479-9555

Vendor ID# 144051

Quarterly Scores (Grades)

Q1: 83.38 (B-)

Q2: 109.41 (A+)

Q3: N/A

Q4: N/A

Current Quarter Score (Grade)

109.41%

(A+)

Program Census Information:

Children in Care During Quarter: 5

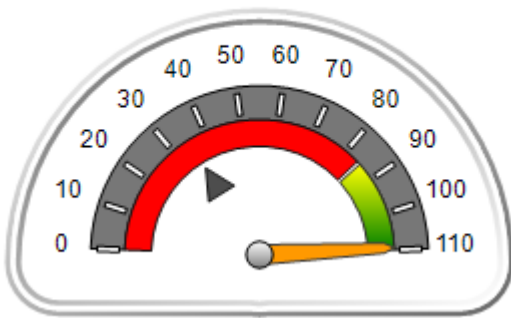
Placements During Quarter: 5

Children in Care On Last Day: 4

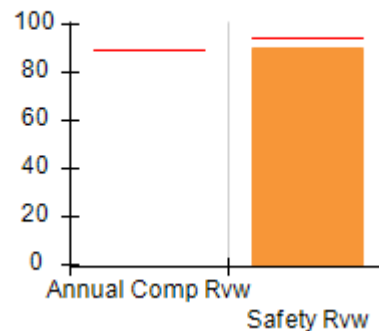
Quarterly Provider Comparisons to All ILP/TLPs

▼ indicates average for all ILP/TLPs

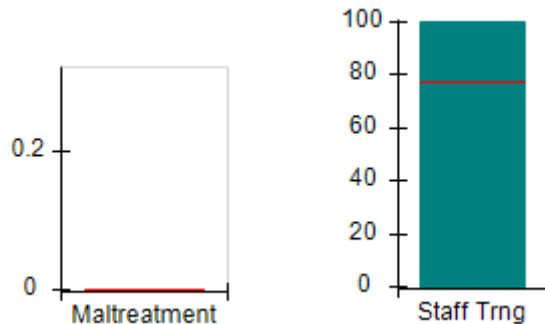
Overall Score (%)



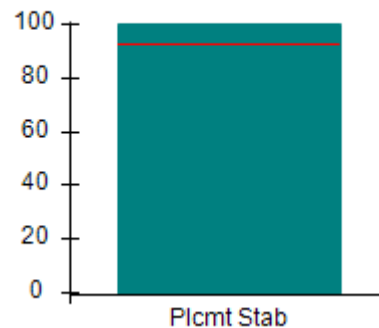
OPM Monitoring Reviews (%)



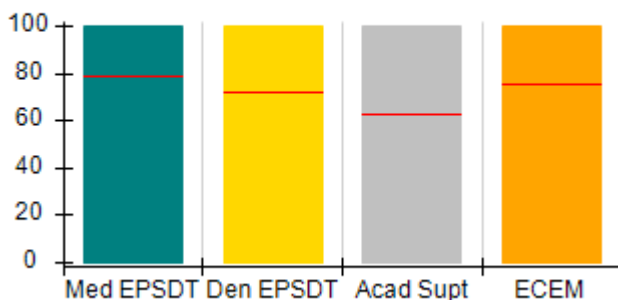
Safety Outcomes (%)



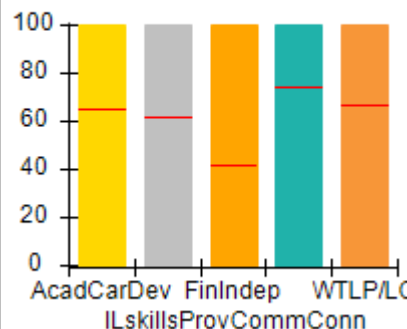
Permanency Outcomes (%)



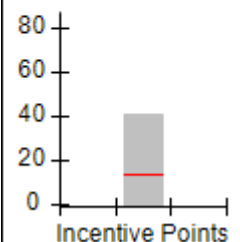
Well-Being Outcomes (%)



ILP/TLP Outcomes (%)



Incentives Earned (Points)





Performance-Based Placement Measures RBWO Provider GA+SCORECARD - ILP/TLP

Report Quarter: Q2 FY2017

Provider/Program Name: North Georgia Angel House - ILP (5238) - CCI

2260 Sam Nelson Road, Canton, GA 30114 Phone: 770-479-9555 Vendor ID# 144051	Quarterly Scores (Grades)		Current Quarter Score (Grade)
	Q1: 83.38 (B-)	Q2: 109.41 (A+)	109.41% (A+)
	Q3: N/A	Q4: N/A	

Program Census Information:	# Children in Care During Quarter: 5	# Placements During Quarter: 5	# Children in Care On Last Day: 4
-----------------------------	--------------------------------------	--------------------------------	-----------------------------------

	Avg Performance All ILP/TLPs (%)	Provider Performance (%)*	Possible Points (Weight)	Provider Points Earned
--	----------------------------------	---------------------------	--------------------------	------------------------

OPM Monitoring Reviews

Annual Comprehensive Reviews	89%	Not Yet Conducted		
Safety Reviews	94%	90%	5	4.50
Monitoring Sub-Total			5	4.50

ILP/TLP Safety Outcomes

Incidence of Maltreatment	0.00%	Not Eligible		
Staff Training	77%	100%	13	13.00
Safety Sub-Total			13	13.00

ILP/TLP Permanency Outcomes

Placement Stability	93%	100%	3	3.00
Permanency Sub-Total			3	3.00

ILP/TLP Well-Being Outcomes

EPSDT Medical Visits	79%	100%	4	4.00
EPSDT Dental Visits	72%	100%	4	4.00
Academic Supports	63%	100%	2	2.00
Provider ECEM Visits	75%	100%	4	4.00
Placements with Siblings	No Data	Not Eligible	Not Scored	Not Scored
Placements within Legal County	26%	Not Eligible	Not Scored	Not Scored
Well-Being Sub-Total			14	14.00

ILP/TLP Specialty Outcomes

Academic/Career Development	65%	100%	10	10.00
Ind Living Skills Provision	62%	100%	15	15.00
Financial Independence	42%	100%	5	5.00
Community Connections	74%	100%	5	5.00
WTLP/Life Coach	67%	100%	15	15.00
Specialty Sub-Total			50	50.00

*Performance calculation descriptions can be found in the FY 2017 RBWO PBP Measurements and Standards Guide.

Monitoring & Outcomes: Possible Points = 85	Points Earned = 84.50
Score Before Incentives Credit 99.41%	



Performance-Based Placement Measures RBWO Provider GA+SCORECARD - ILP/TLP

Report Quarter: Q2 FY2017

Incentives Awarded	10.00 pts
PBP Verification	N/A pts
Total Score	109.41%

Provider/Program Name: North Georgia Angel House - ILP (5238) - CCI

Program Census Information:		# Children in Care During Quarter: 5	# Placements During Quarter: 5	# Children in Care On Last Day: 4
ILP/TLP Incentive Credits	Avg Performance All ILP/TLPs (Points)	Provider Performance (%)*	Possible Points (Weight)	Provider Points Earned
No DJJ or DOC Involvement		100%	5	5.00
Extended Foster Care Services		Not Eligible	5	
Positive Permanency Connections		100%	5	5.00
High School Graduation/College Participation/Professional Certification		0%	20	0.00
Part-Time Employment with Medical Benefits		0%	20	0.00
Living Arrangements at Discharge		100%	20	20.00
Additional Academic Supports		100%	2	2.00
Additional IL Skills Provision		100%	5	5.00
Active Agency Accreditation		100%	4	4.00
Staff Clinical Licensure		0%	5	0.00
Incentives Total	13.68		91	41.00

*Performance calculation descriptions can be found in the FY 2017 RBWO PBP Measurements and Standards Guide.

Child Protective Services Investigations and Dispositions

The following investigations data, which is not used for scoring but is considered significant to a provider's performance, is from Georgia SHINES and is not considered final or complete until the end of the fiscal year.

Total Reports:	0	
Number Screened In:	0	
Number Screened Out:	0	
Number Substantiated:	0	
Number Unsubstantiated:	0	
Number Active CPS Investigations:	0	



Performance-Based Placement Measures **RBWO Provider GA+SCORECARD - ILP/TLP**

Report Quarter: Q2 FY2017

Provider/Program Name: North Georgia Angel House - TLP (5126) - CCI

2260 Sam Nelson Road, Canton, GA 30114

Phone: 770-479-9555

Vendor ID# 108343

Quarterly Scores (Grades)

Q1: 107.44 (A+)

Q2: 98.36 (A+)

Q3: N/A

Q4: N/A

Current Quarter Score (Grade)

98.36%

(A+)

Program Census Information:

Children in Care During Quarter: 6

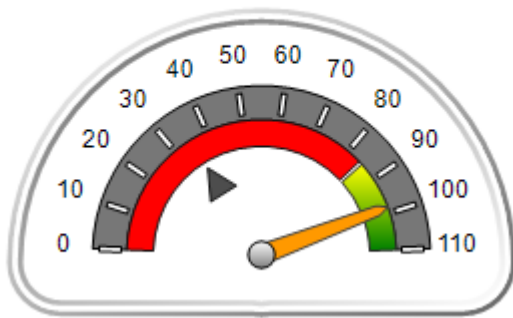
Placements During Quarter: 6

Children in Care On Last Day: 4

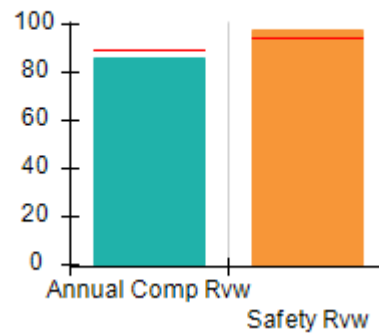
Quarterly Provider Comparisons to All ILP/TLPs

▼ indicates average for all ILP/TLPs

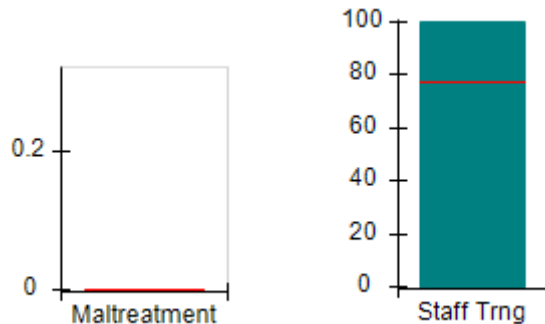
Overall Score (%)



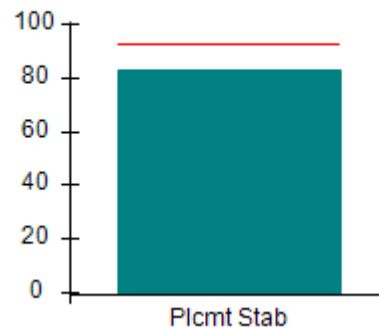
OPM Monitoring Reviews (%)



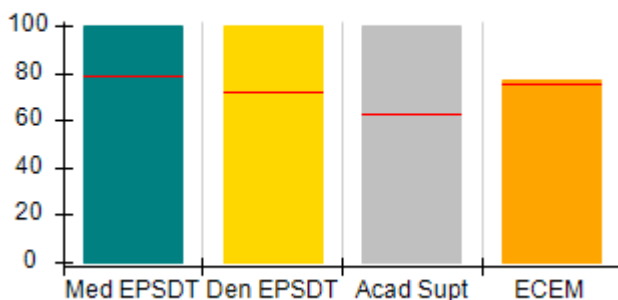
Safety Outcomes (%)



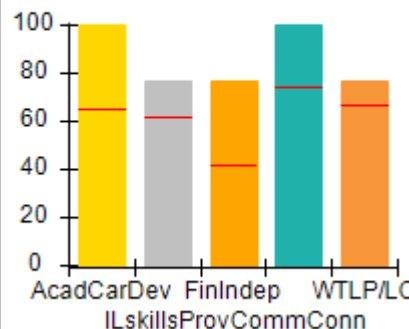
Permanency Outcomes (%)



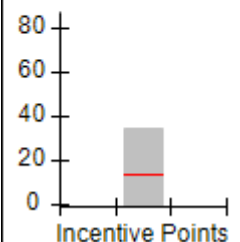
Well-Being Outcomes (%)



ILP/TLP Outcomes (%)



Incentives Earned (Points)





**Performance-Based Placement Measures
RBWO Provider GA+SCORECARD - ILP/TLP**

Report Quarter: Q2 FY2017

Provider/Program Name: North Georgia Angel House - TLP (5126) - CCI				
2260 Sam Nelson Road, Canton, GA 30114		Quarterly Scores (Grades)		Current Quarter Score (Grade)
Phone: 770-479-9555		Q1: 107.44 (A+)	Q2: 98.36 (A+)	98.36%
Vendor ID# 108343		Q3: N/A	Q4: N/A	(A+)
Program Census Information:		# Children in Care During Quarter: 6	# Placements During Quarter: 6	# Children in Care On Last Day: 4
	Avg Performance All ILP/TLPs (%)	Provider Performance (%)*	Possible Points (Weight)	Provider Points Earned
OPM Monitoring Reviews				
Annual Comprehensive Reviews	89%	86%	15	12.96
Safety Reviews	94%	98%	5	4.88
Monitoring Sub-Total			20	17.84
ILP/TLP Safety Outcomes				
Incidence of Maltreatment	0.00%	No Substantiated Reports	3	3.00
Staff Training	77%	100%	10	10.00
Safety Sub-Total			13	13.00
ILP/TLP Permanency Outcomes				
Placement Stability	93%	83%	3	2.49
Permanency Sub-Total			3	2.49
ILP/TLP Well-Being Outcomes				
EPSDT Medical Visits	79%	100%	4	4.00
EPSDT Dental Visits	72%	100%	4	4.00
Academic Supports	63%	100%	2	2.00
Provider ECEM Visits	75%	77%	4	3.08
Placements with Siblings	No Data	38%	Not Scored	Not Scored
Placements within Legal County	26%	0%	Not Scored	Not Scored
Well-Being Sub-Total			14	13.08
ILP/TLP Specialty Outcomes				
Academic/Career Development	65%	100%	10	10.00
Ind Living Skills Provision	62%	77%	15	11.55
Financial Independence	42%	77%	5	3.85
Community Connections	74%	100%	5	5.00
WTLP/Life Coach	67%	77%	15	11.55
Specialty Sub-Total			50	41.95
*Performance calculation descriptions can be found in the FY 2017 RBWO PBP Measurements and Standards Guide.				

Monitoring & Outcomes: Possible Points = 100	Points Earned = 88.36
---------------------------------------------------------	------------------------------



Performance-Based Placement Measures

RBWO Provider GA+SCORECARD - ILP/TLP

Report Quarter: Q2 FY2017

Score Before Incentives Credit	88.36%
Incentives Awarded	10.00 pts
PBP Verification	N/A pts
Total Score	98.36%

Provider/Program Name: North Georgia Angel House - TLP (5126) - CCI				
Program Census Information:		# Children in Care During Quarter: 6	# Placements During Quarter: 6	# Children in Care On Last Day: 4
ILP/TLP Incentive Credits	Avg Performance All ILP/TLPs (Points)	Provider Performance (%)*	Possible Points (Weight)	Provider Points Earned
No DJJ or DOC Involvement		78%	5	3.90
Extended Foster Care Services		Not Eligible	5	
Positive Permanency Connections		50%	5	2.50
High School Graduation/College Participation/Professional Certification		0%	20	0.00
Part-Time Employment with Medical Benefits		0%	20	0.00
Living Arrangements at Discharge		100%	20	20.00
Additional Academic Supports		100%	2	2.00
Additional IL Skills Provision		77%	5	3.85
Active Agency Accreditation		50%	4	2.00
Staff Clinical Licensure		0%	5	0.00
Incentives Total	13.68		91	34.25

*Performance calculation descriptions can be found in the FY 2017 RBWO PBP Measurements and Standards Guide.

Child Protective Services Investigations and Dispositions		
The following investigations data, which is not used for scoring but is considered significant to a provider's performance, is from Georgia SHINES and is not considered final or complete until the end of the fiscal year.		
Total Reports:	0	
Number Screened In:	0	
Number Screened Out:	0	
Number Substantiated:	0	
Number Unsubstantiated:	0	
Number Active CPS Investigations:	0	



Performance-Based Placement Measures RBWO Provider GA+SCORECARD - ILP/TLP

Report Quarter: Q2 FY2017

Provider/Program Name: Open Door Home - Girls ILP (5131) - CCI

5 Leon Street, Rome, GA 30165

Phone: 706-232-6662

Vendor ID# 111811

Quarterly Scores (Grades)

Current Quarter Score (Grade)

Q1: 83.33 (B-)

Q2: 73.49 (C-)

73.49%

Q3: N/A

Q4: N/A

(C-)

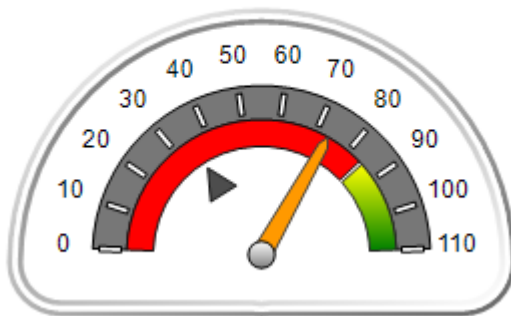
Program Census Information:

Children in Care During
Quarter: 0# Placements During
Quarter: 0# Children in Care On Last
Day: 0

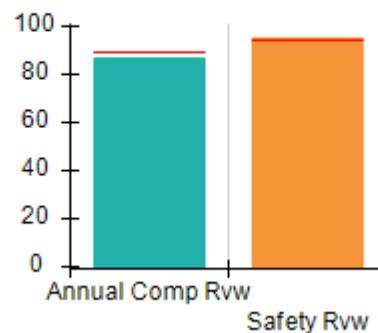
Quarterly Provider Comparisons to All ILP/TLPs

indicates average for all ILP/TLPs

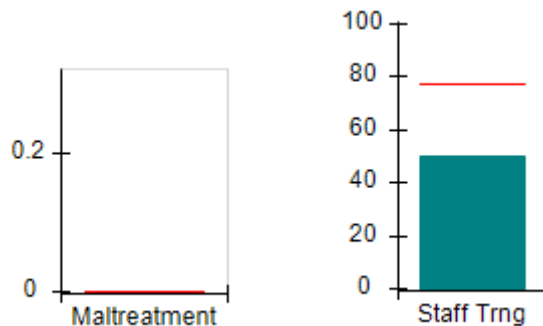
Overall Score (%)



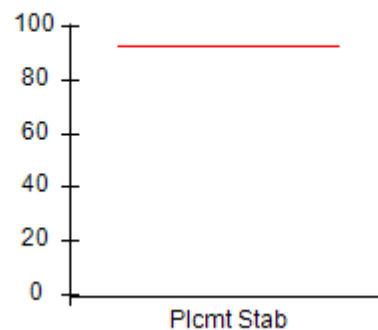
OPM Monitoring Reviews (%)



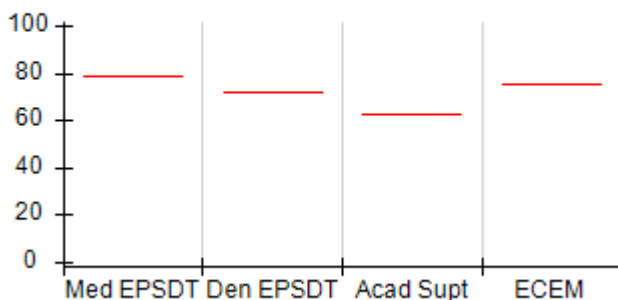
Safety Outcomes (%)



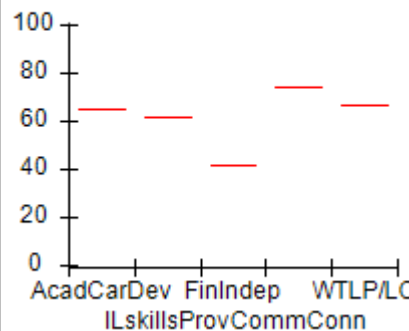
Permanency Outcomes (%)



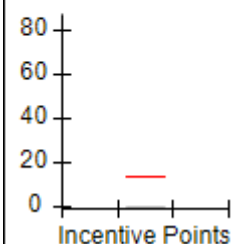
Well-Being Outcomes (%)



ILP/TLP Outcomes (%)



Incentives Earned (Points)





Performance-Based Placement Measures RBWO Provider GA+SCORECARD - ILP/TLP

Report Quarter: Q2 FY2017

Provider/Program Name: Open Door Home - Girls ILP (5131) - CCI

5 Leon Street, Rome, GA 30165

Phone: 706-232-6662

Vendor ID# 111811

Quarterly Scores (Grades)
Current Quarter Score (Grade)

Q1: 83.33 (B-)

Q2: 73.49 (C-)

73.49%

Q3: N/A

Q4: N/A

(C-)

Program Census Information:

Children in Care During Quarter: 0

Placements During Quarter: 0

Children in Care On Last Day: 0

**Avg
Performance All
ILP/TLPs (%)**
**Provider
Performance (%)***
**Possible Points
(Weight)**
**Provider Points
Earned**
OPM Monitoring Reviews

Annual Comprehensive Reviews	89%	87%	15	13.00
Safety Reviews	94%	95%	5	4.75
Monitoring Sub-Total			20	17.75

ILP/TLP Safety Outcomes

Incidence of Maltreatment	0.00%	Not Eligible		
Staff Training	77%	50%	13	6.50
Safety Sub-Total			13	6.50

ILP/TLP Permanency Outcomes

Placement Stability	93%	Not Eligible		
Permanency Sub-Total			N/A	

ILP/TLP Well-Being Outcomes

EPSDT Medical Visits	79%	Not Eligible		
EPSDT Dental Visits	72%	Not Eligible		
Academic Supports	63%	Not Eligible		
Provider ECEM Visits	75%	Not Eligible		
Placements with Siblings	No Data	Not Eligible	Not Scored	Not Scored
Placements within Legal County	26%	Not Eligible	Not Scored	Not Scored
Well-Being Sub-Total			N/A	

ILP/TLP Specialty Outcomes

Academic/Career Development	65%	Not Eligible		
Ind Living Skills Provision	62%	Not Eligible		
Financial Independence	42%	Not Eligible		
Community Connections	74%	Not Eligible		
WTLP/Life Coach	67%	Not Eligible		
Specialty Sub-Total			N/A	

*Performance calculation descriptions can be found in the FY 2017 RBWO PBP Measurements and Standards Guide.

Monitoring & Outcomes: Possible Points = 33
Points Earned = 24.25
Score Before Incentives Credit
73.49%



Performance-Based Placement Measures

RBWO Provider GA+SCORECARD - ILP/TLP

Report Quarter: Q2 FY2017

Incentives Awarded	00.00 pts
PBP Verification	N/A pts
Total Score	73.49%

Provider/Program Name: Open Door Home - Girls ILP (5131) - CCI

Program Census Information:		# Children in Care During Quarter: 0	# Placements During Quarter: 0	# Children in Care On Last Day: 0
ILP/TLP Incentive Credits	Avg Performance All ILP/TLPs (Points)	Provider Performance (%)*	Possible Points (Weight)	Provider Points Earned
No DJJ or DOC Involvement		Not Eligible	5	
Extended Foster Care Services		Not Eligible	5	
Positive Permanency Connections		Not Eligible	5	
High School Graduation/College Participation/Professional Certification		Not Eligible	20	
Part-Time Employment with Medical Benefits		Not Eligible	20	
Living Arrangements at Discharge		Not Eligible	20	
Additional Academic Supports		Not Eligible	2	
Additional IL Skills Provision		Not Eligible	5	
Active Agency Accreditation		0%	4	0.00
Staff Clinical Licensure		0%	5	0.00
Incentives Total	13.68		91	0.00

*Performance calculation descriptions can be found in the FY 2017 RBWO PBP Measurements and Standards Guide.

Child Protective Services Investigations and Dispositions

The following investigations data, which is not used for scoring but is considered significant to a provider's performance, is from Georgia SHINES and is not considered final or complete until the end of the fiscal year.

Total Reports:	0	
Number Screened In:	0	
Number Screened Out:	0	
Number Substantiated:	0	
Number Unsubstantiated:	0	
Number Active CPS Investigations:	0	



Performance-Based Placement Measures RBWO Provider GA+SCORECARD - ILP/TLP

Report Quarter: Q2 FY2017

Provider/Program Name: Positive Growth - Clarkston ILP (5239) - CCI

977 Smith St., Clarkston, GA 30021

Phone: 404-292-6420

Vendor ID# 143219

Quarterly Scores (Grades)

Q1: 00.00 (F)

Q2: 46.50 (F)

Q3: N/A

Q4: N/A

Current Quarter Score (Grade)

46.50%

(F)

Program Census Information:

Children in Care During Quarter: 1

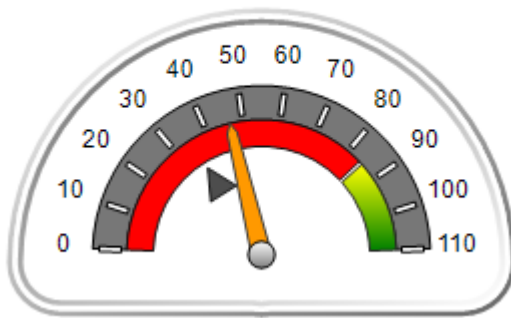
Placements During Quarter: 1

Children in Care On Last Day: 1

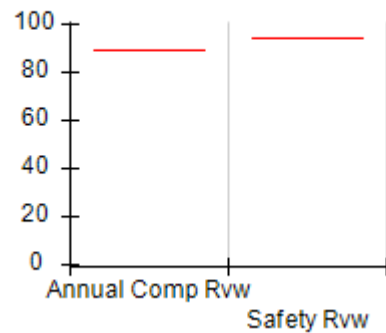
Quarterly Provider Comparisons to All ILP/TLPs

▼ indicates average for all ILP/TLPs

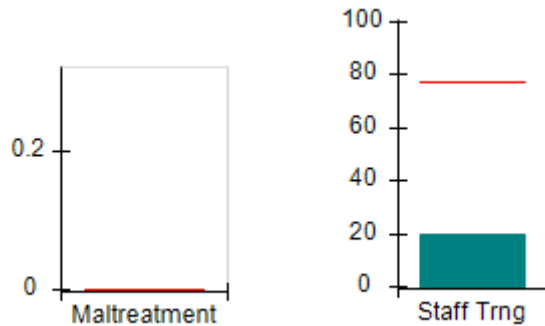
Overall Score (%)



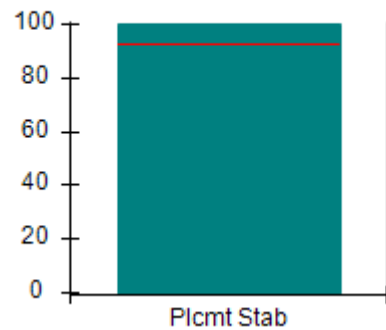
OPM Monitoring Reviews (%)



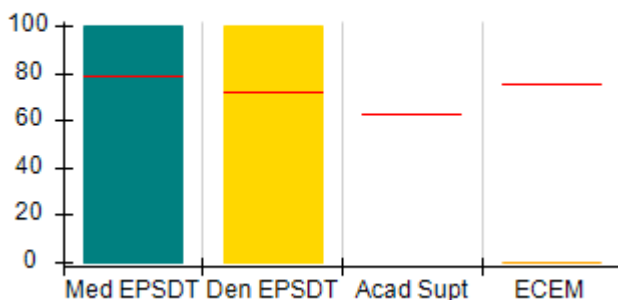
Safety Outcomes (%)



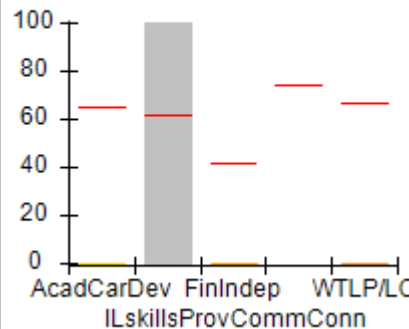
Permanency Outcomes (%)



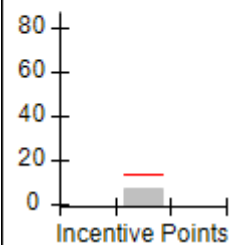
Well-Being Outcomes (%)



ILP/TLP Outcomes (%)



Incentives Earned (Points)





Performance-Based Placement Measures

RBWO Provider GA+SCORECARD - ILP/TLP

Report Quarter: Q2 FY2017

Provider/Program Name: Positive Growth - Clarkston ILP (5239) - CCI

977 Smith St., Clarkston, GA 30021

Phone: 404-292-6420

Vendor ID# 143219

Quarterly Scores (Grades)**Current Quarter Score (Grade)****Q1: 00.00 (F)****Q2: 46.50 (F)****46.50%
(F)****Q3: N/A****Q4: N/A**

Program Census Information:

Children in Care During
Quarter: 1# Placements During
Quarter: 1# Children in Care On
Last Day: 1**Avg
Performance All
ILP/TLPs (%)****Provider
Performance (%)*****Possible Points
(Weight)****Provider Points
Earned****OPM Monitoring Reviews**

Annual Comprehensive Reviews	89%	Not Yet Conducted		
Safety Reviews	94%	Not Yet Conducted		
Monitoring Sub-Total				0.00

ILP/TLP Safety Outcomes

Incidence of Maltreatment	0.00%	Not Eligible		
Staff Training	77%	20%	13	2.60
Safety Sub-Total			13	2.60

ILP/TLP Permanency Outcomes

Placement Stability	93%	100%	3	3.00
Permanency Sub-Total			3	3.00

ILP/TLP Well-Being Outcomes

EPSDT Medical Visits	79%	100%	4.7	4.55
EPSDT Dental Visits	72%	100%	4.7	4.55
Academic Supports	63%	Not Eligible		
Provider ECEM Visits	75%	0%	4.7	0.00
Placements with Siblings	No Data	Not Eligible	Not Scored	Not Scored
Placements within Legal County	26%	100%	Not Scored	Not Scored
Well-Being Sub-Total			14	9.33

ILP/TLP Specialty Outcomes

Academic/Career Development	65%	0%	11.1	0.00
Ind Living Skills Provision	62%	100%	16.7	16.67
Financial Independence	42%	0%	5.6	0.00
Community Connections	74%	Not Eligible		
WTLP/Life Coach	67%	0%	16.7	0.00
Specialty Sub-Total			50	16.67

*Performance calculation descriptions can be found in the FY 2017 RBWO PBP Measurements and Standards Guide.

Monitoring & Outcomes: Possible Points = 80**Points Earned = 31.60****Score Before Incentives Credit****39.50%**



Performance-Based Placement Measures RBWO Provider GA+SCORECARD - ILP/TLP

Report Quarter: Q2 FY2017

Incentives Awarded	07.00 pts
PBP Verification	N/A pts
Total Score	46.50%

Provider/Program Name: Positive Growth - Clarkston ILP (5239) - CCI

Program Census Information:		# Children in Care During Quarter: 1	# Placements During Quarter: 1	# Children in Care On Last Day: 1
ILP/TLP Incentive Credits	Avg Performance All ILP/TLPs (Points)	Provider Performance (%)*	Possible Points (Weight)	Provider Points Earned
No DJJ or DOC Involvement		0%	5	0.00
Extended Foster Care Services		Not Eligible	5	
Positive Permanency Connections		Not Eligible	5	
High School Graduation/College Participation/Professional Certification		0%	20	0.00
Part-Time Employment with Medical Benefits		Not Eligible	20	
Living Arrangements at Discharge		Not Eligible	20	
Additional Academic Supports		Not Eligible	2	
Additional IL Skills Provision		100%	5	5.00
Active Agency Accreditation		50%	4	2.00
Staff Clinical Licensure		0%	5	0.00
Incentives Total	13.68		91	7.00

*Performance calculation descriptions can be found in the FY 2017 RBWO PBP Measurements and Standards Guide.

Child Protective Services Investigations and Dispositions

The following investigations data, which is not used for scoring but is considered significant to a provider's performance, is from Georgia SHINES and is not considered final or complete until the end of the fiscal year.

Total Reports:	0	
Number Screened In:	0	
Number Screened Out:	0	
Number Substantiated:	0	
Number Unsubstantiated:	0	
Number Active CPS Investigations:	0	



Performance-Based Placement Measures **RBWO Provider GA+SCORECARD - ILP/TLP**

Report Quarter: Q2 FY2017

Provider/Program Name: Positive Growth - Ponce de Leon Ave. II - TLP (955) - CCI

4050 East Ponce de Leon Avenue, Clarkston, GA 30021

Phone: 404 292-6420

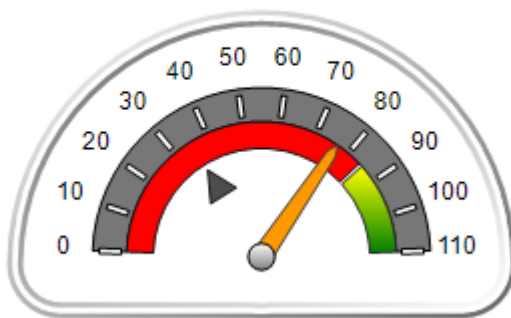
Vendor ID# 71783

	Quarterly Scores (Grades)		Current Quarter Score (Grade)
	Q1: 69.56 (D+)	Q2: 76.40 (C)	76.40% (C)
	Q3: N/A	Q4: N/A	
Program Census Information:	# Children in Care During Quarter: 7	# Placements During Quarter: 7	# Children in Care On Last Day: 5

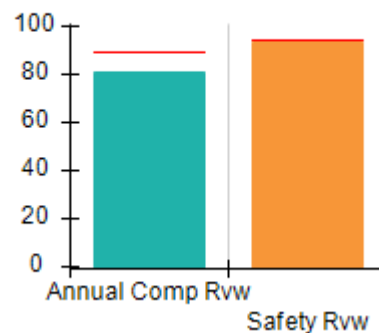
Quarterly Provider Comparisons to All ILP/TLPs

▼ indicates average for all ILP/TLPs

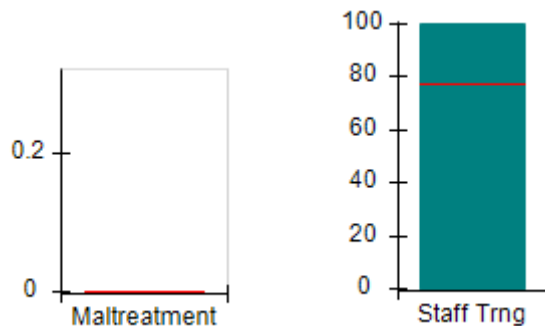
Overall Score (%)



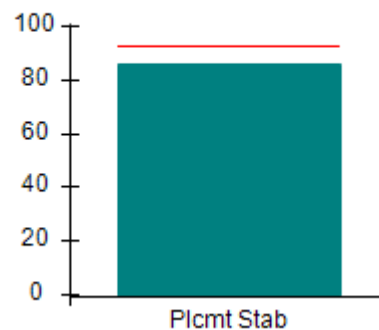
OPM Monitoring Reviews (%)



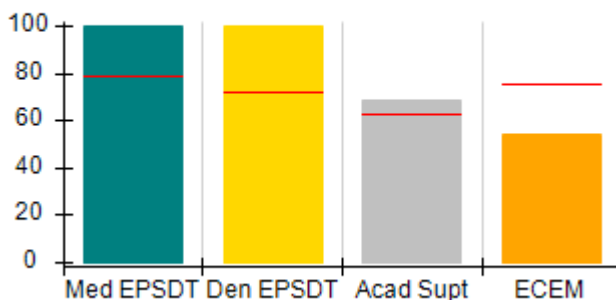
Safety Outcomes (%)



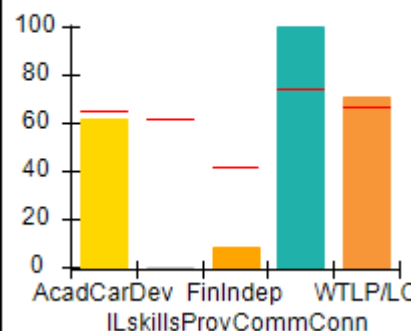
Permanency Outcomes (%)



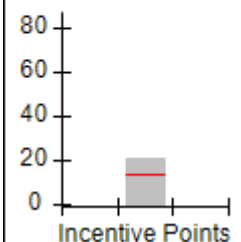
Well-Being Outcomes (%)



ILP/TLP Outcomes (%)



Incentives Earned (Points)





**Performance-Based Placement Measures
RBWO Provider GA+SCORECARD - ILP/TLP**

Report Quarter: Q2 FY2017

Provider/Program Name: Positive Growth - Ponce de Leon Ave. II - TLP (955) - CCI				
4050 East Ponce de Leon Avenue, Clarkston, GA 30021 Phone: 404 292-6420 Vendor ID# 71783		Quarterly Scores (Grades)		Current Quarter Score (Grade)
		Q1: 69.56 (D+)	Q2: 76.40 (C)	76.40% (C)
		Q3: N/A	Q4: N/A	
Program Census Information:		# Children in Care During Quarter: 7	# Placements During Quarter: 7	# Children in Care On Last Day: 5
	Avg Performance All ILP/TLPs (%)	Provider Performance (%)*	Possible Points (Weight)	Provider Points Earned
OPM Monitoring Reviews				
Annual Comprehensive Reviews	89%	81%	15	12.13
Safety Reviews	94%	94%	5	4.70
Monitoring Sub-Total			20	16.83
ILP/TLP Safety Outcomes				
Incidence of Maltreatment	0.00%	No Substantiated Reports	3	3.00
Staff Training	77%	100%	10	10.00
Safety Sub-Total			13	13.00
ILP/TLP Permanency Outcomes				
Placement Stability	93%	86%	3	2.58
Permanency Sub-Total			3	2.58
ILP/TLP Well-Being Outcomes				
EPSDT Medical Visits	79%	100%	4	4.00
EPSDT Dental Visits	72%	100%	4	4.00
Academic Supports	63%	69%	2	1.38
Provider ECEM Visits	75%	54%	4	2.16
Placements with Siblings	No Data	14%	Not Scored	Not Scored
Placements within Legal County	26%	100%	Not Scored	Not Scored
Well-Being Sub-Total			14	11.74
ILP/TLP Specialty Outcomes				
Academic/Career Development	65%	62%	10	6.20
Ind Living Skills Provision	62%	0%	15	0.00
Financial Independence	42%	8%	5	0.40
Community Connections	74%	100%	5	5.00
WTLP/Life Coach	67%	71%	15	10.65
Specialty Sub-Total			50	22.25
*Performance calculation descriptions can be found in the FY 2017 RBWO PBP Measurements and Standards Guide.				

Monitoring & Outcomes: Possible Points = 100

Points Earned = 66.40



Performance-Based Placement Measures

RBWO Provider GA+SCORECARD - ILP/TLP

Report Quarter: Q2 FY2017

Score Before Incentives Credit	66.40%
Incentives Awarded	10.00 pts
PBP Verification	N/A pts
Total Score	76.40%

Provider/Program Name: Positive Growth - Ponce de Leon Ave. II - TLP (955) - CCI

Program Census Information:		# Children in Care During Quarter: 7	# Placements During Quarter: 7	# Children in Care On Last Day: 5
ILP/TLP Incentive Credits	Avg Performance All ILP/TLPs (Points)	Provider Performance (%)*	Possible Points (Weight)	Provider Points Earned
No DJJ or DOC Involvement		0%	5	0.00
Extended Foster Care Services		Not Eligible	5	
Positive Permanency Connections		0%	5	0.00
High School Graduation/College Participation/Professional Certification		0%	20	0.00
Part-Time Employment with Medical Benefits		50%	20	10.00
Living Arrangements at Discharge		50%	20	10.00
Additional Academic Supports		31%	2	0.62
Additional IL Skills Provision		0%	5	0.00
Active Agency Accreditation		0%	4	0.00
Staff Clinical Licensure		0%	5	0.00
Incentives Total	13.68		91	20.62

*Performance calculation descriptions can be found in the FY 2017 RBWO PBP Measurements and Standards Guide.

Child Protective Services Investigations and Dispositions

The following investigations data, which is not used for scoring but is considered significant to a provider's performance, is from Georgia SHINES and is not considered final or complete until the end of the fiscal year.

Total Reports:	0	
Number Screened In:	0	
Number Screened Out:	0	
Number Substantiated:	0	
Number Unsubstantiated:	0	
Number Active CPS Investigations:	0	

**Performance-Based Placement Measures**
RBWO Provider GA+SCORECARD - ILP/TLP

Report Quarter: Q2 FY2017

Provider/Program Name: Raintree Village - Teen Development (4586) - CCI

3757 Johnston Rd., Valdosta, GA 31601

Phone: 229-559-5944

Vendor ID# 53074

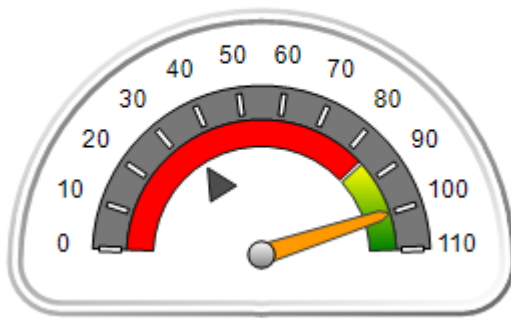
Quarterly Scores (Grades)	Current Quarter Score (Grade)	
	Q1: 102.00 (A+)	Q2: 100.00 (A+)
	Q3: N/A	Q4: N/A
100.00% (A+)		

Program Census Information:	# Children in Care During Quarter: 0	# Placements During Quarter: 0	# Children in Care On Last Day: 0
-----------------------------	--------------------------------------	--------------------------------	-----------------------------------

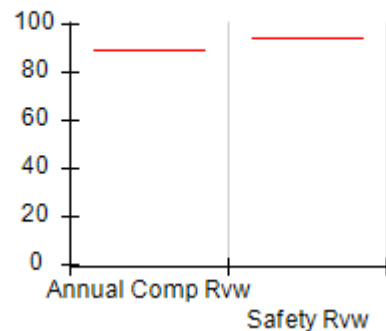
Quarterly Provider Comparisons to All ILP/TLPs

▼ indicates average for all ILP/TLPs

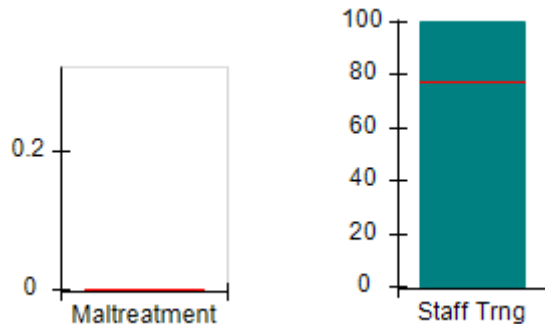
Overall Score (%)



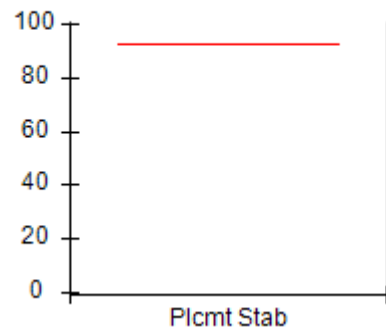
OPM Monitoring Reviews (%)



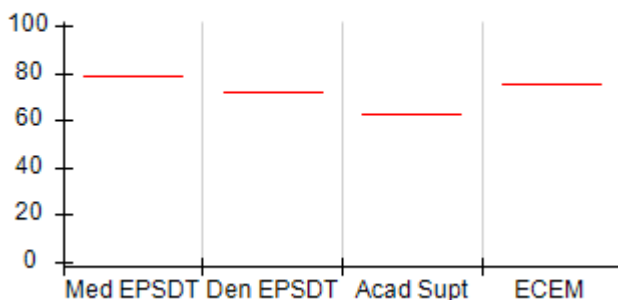
Safety Outcomes (%)



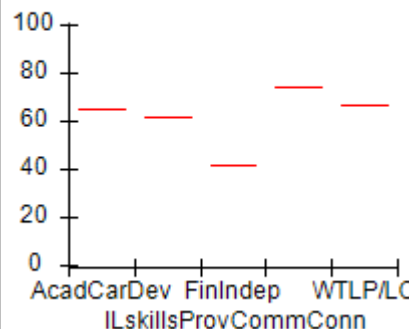
Permanency Outcomes (%)



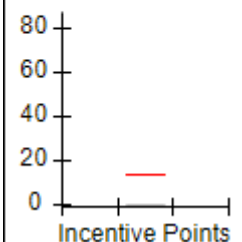
Well-Being Outcomes (%)



ILP/TLP Outcomes (%)



Incentives Earned (Points)





Performance-Based Placement Measures

RBWO Provider GA+SCORECARD - ILP/TLP

Report Quarter: Q2 FY2017

Provider/Program Name: Raintree Village - Teen Development (4586) - CCI

3757 Johnston Rd., Valdosta, GA 31601

Phone: 229-559-5944

Vendor ID# 53074

Quarterly Scores (Grades)**Current Quarter Score (Grade)**

Q1: 102.00 (A+)

Q2: 100.00 (A+)

100.00%

Q3: N/A

Q4: N/A

(A+)

Program Census Information:

Children in Care During
Quarter: 0# Placements During
Quarter: 0# Children in Care On
Last Day: 0Avg
Performance All
ILP/TLPs (%)Provider
Performance (%)*Possible Points
(Weight)Provider Points
Earned**OPM Monitoring Reviews**

Annual Comprehensive Reviews

89%

Not Yet Conducted

Safety Reviews

94%

Not Yet Conducted

Monitoring Sub-Total**0.00****ILP/TLP Safety Outcomes**

Incidence of Maltreatment

0.00%

Not Eligible

Staff Training

77%

100%

13

13.00

Safety Sub-Total**13****13.00****ILP/TLP Permanency Outcomes**

Placement Stability

93%

Not Eligible

Permanency Sub-Total**N/A****ILP/TLP Well-Being Outcomes**

EPSDT Medical Visits

79%

Not Eligible

EPSDT Dental Visits

72%

Not Eligible

Academic Supports

63%

Not Eligible

Provider ECEM Visits

75%

Not Eligible

Placements with Siblings

No Data

Not Eligible

Not Scored

Not Scored

Placements within Legal County

26%

Not Eligible

Not Scored

Not Scored

Well-Being Sub-Total**N/A****ILP/TLP Specialty Outcomes**

Academic/Career Development

65%

Not Eligible

Ind Living Skills Provision

62%

Not Eligible

Financial Independence

42%

Not Eligible

Community Connections

74%

Not Eligible

WTLP/Life Coach

67%

Not Eligible

Specialty Sub-Total**N/A**

*Performance calculation descriptions can be found in the FY 2017 RBWO PBP Measurements and Standards Guide.

Monitoring & Outcomes: Possible Points = 13**Points Earned = 13.00****Score Before Incentives Credit****100.00%**



Performance-Based Placement Measures

RBWO Provider GA+SCORECARD - ILP/TLP

Report Quarter: Q2 FY2017

Incentives Awarded	00.00 pts
PBP Verification	N/A pts
Total Score	100.00%

Provider/Program Name: Raintree Village - Teen Development (4586) - CCI

Program Census Information:		# Children in Care During Quarter: 0	# Placements During Quarter: 0	# Children in Care On Last Day: 0
ILP/TLP Incentive Credits	Avg Performance All ILP/TLPs (Points)	Provider Performance (%)*	Possible Points (Weight)	Provider Points Earned
No DJJ or DOC Involvement		Not Eligible	5	
Extended Foster Care Services		Not Eligible	5	
Positive Permanency Connections		Not Eligible	5	
High School Graduation/College Participation/Professional Certification		Not Eligible	20	
Part-Time Employment with Medical Benefits		Not Eligible	20	
Living Arrangements at Discharge		Not Eligible	20	
Additional Academic Supports		Not Eligible	2	
Additional IL Skills Provision		Not Eligible	5	
Active Agency Accreditation		0%	4	0.00
Staff Clinical Licensure		0%	5	0.00
Incentives Total	13.68		91	0.00

*Performance calculation descriptions can be found in the FY 2017 RBWO PBP Measurements and Standards Guide.

Child Protective Services Investigations and Dispositions

The following investigations data, which is not used for scoring but is considered significant to a provider's performance, is from Georgia SHINES and is not considered final or complete until the end of the fiscal year.

Total Reports:	0	
Number Screened In:	0	
Number Screened Out:	0	
Number Substantiated:	0	
Number Unsubstantiated:	0	
Number Active CPS Investigations:	0	



Performance-Based Placement Measures RBWO Provider GA+SCORECARD - ILP/TLP

Report Quarter: Q2 FY2017

Provider/Program Name: RMB Hospitality - Morrow (5243) - CCI

5651 Handley Blvd, Morrow, GA 30260

Phone: 706-366-9316

Vendor ID# 143424

Quarterly Scores (Grades)

Q1: 31.06 (F)

Q2: 40.06 (F)

Q3: N/A

Q4: N/A

Current Quarter Score (Grade)

40.06%

(F)

Program Census Information:

Children in Care During Quarter: 2

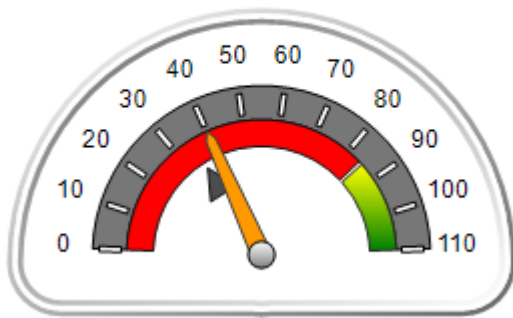
Placements During Quarter: 2

Children in Care On Last Day: 2

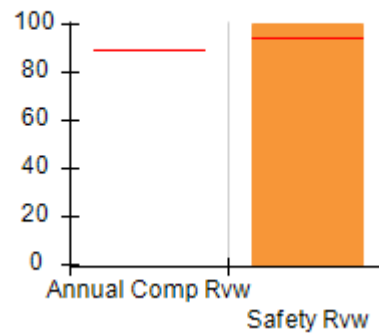
Quarterly Provider Comparisons to All ILP/TLPs

▼ indicates average for all ILP/TLPs

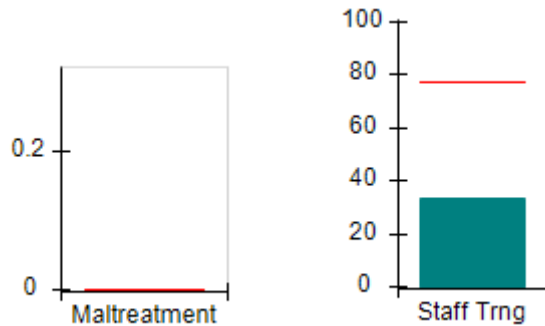
Overall Score (%)



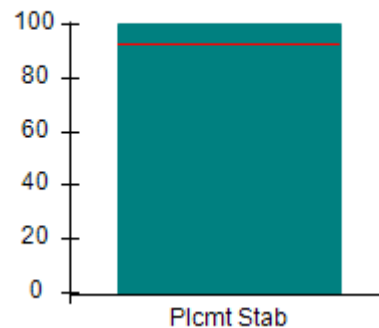
OPM Monitoring Reviews (%)



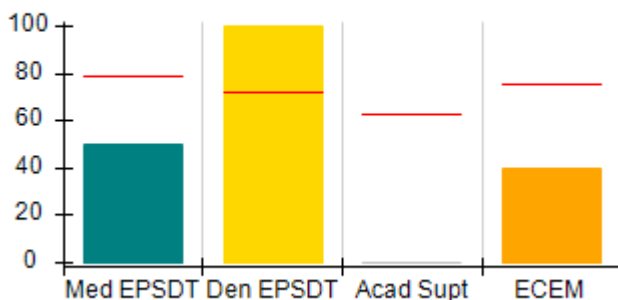
Safety Outcomes (%)



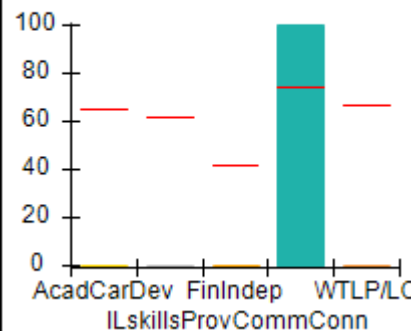
Permanency Outcomes (%)



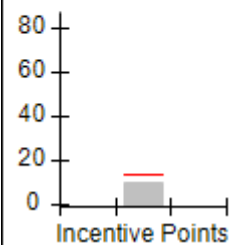
Well-Being Outcomes (%)



ILP/TLP Outcomes (%)



Incentives Earned (Points)





Performance-Based Placement Measures RBWO Provider GA+SCORECARD - ILP/TLP

Report Quarter: Q2 FY2017

Provider/Program Name: RMB Hospitality - Morrow (5243) - CCI

5651 Handley Blvd, Morrow, GA 30260

Phone: 706-366-9316

Vendor ID# 143424

Quarterly Scores (Grades)
Current Quarter Score (Grade)

Q1: 31.06 (F)

Q2: 40.06 (F)

40.06%
(F)

Q3: N/A

Q4: N/A

Program Census Information:

Children in Care During Quarter: 2

Placements During Quarter: 2

Children in Care On Last Day: 2

**Avg
Performance All
ILP/TLPs (%)**
**Provider
Performance (%)***
**Possible Points
(Weight)**
**Provider Points
Earned**
OPM Monitoring Reviews

Annual Comprehensive Reviews	89%	Not Yet Conducted		
Safety Reviews	94%	100%	5	5.00
Monitoring Sub-Total			5	5.00

ILP/TLP Safety Outcomes

Incidence of Maltreatment	0.00%	Not Eligible		
Staff Training	77%	33%	13	4.29
Safety Sub-Total			13	4.29

ILP/TLP Permanency Outcomes

Placement Stability	93%	100%	3	3.00
Permanency Sub-Total			3	3.00

ILP/TLP Well-Being Outcomes

EPSDT Medical Visits	79%	50%	4	2.00
EPSDT Dental Visits	72%	100%	4	4.00
Academic Supports	63%	0%	2	0.00
Provider ECEM Visits	75%	40%	4	1.60
Placements with Siblings	No Data	Not Eligible	Not Scored	Not Scored
Placements within Legal County	26%	0%	Not Scored	Not Scored
Well-Being Sub-Total			14	8.26

ILP/TLP Specialty Outcomes

Academic/Career Development	65%	0%	10	0.00
Ind Living Skills Provision	62%	0%	15	0.00
Financial Independence	42%	0%	5	0.00
Community Connections	74%	100%	5	5.00
WTLP/Life Coach	67%	0%	15	0.00
Specialty Sub-Total			50	5.00

*Performance calculation descriptions can be found in the FY 2017 RBWO PBP Measurements and Standards Guide.

Monitoring & Outcomes: Possible Points = 85
Points Earned = 25.55
Score Before Incentives Credit
30.06%



Performance-Based Placement Measures

RBWO Provider GA+SCORECARD - ILP/TLP

Report Quarter: Q2 FY2017

Incentives Awarded	10.00 pts
PBP Verification	N/A pts
Total Score	40.06%

Provider/Program Name: RMB Hospitality - Morrow (5243) - CCI

Program Census Information:		# Children in Care During Quarter: 2	# Placements During Quarter: 2	# Children in Care On Last Day: 2
ILP/TLP Incentive Credits	Avg Performance All ILP/TLPs (Points)	Provider Performance (%)*	Possible Points (Weight)	Provider Points Earned
No DJJ or DOC Involvement		0%	5	0.00
Extended Foster Care Services		Not Eligible	5	
Positive Permanency Connections		0%	5	0.00
High School Graduation/College Participation/Professional Certification		50%	20	10.00
Part-Time Employment with Medical Benefits		Not Eligible	20	
Living Arrangements at Discharge		Not Eligible	20	
Additional Academic Supports		0%	2	0.00
Additional IL Skills Provision		0%	5	0.00
Active Agency Accreditation		0%	4	0.00
Staff Clinical Licensure		0%	5	0.00
Incentives Total	13.68		91	10.00

*Performance calculation descriptions can be found in the FY 2017 RBWO PBP Measurements and Standards Guide.

Child Protective Services Investigations and Dispositions

The following investigations data, which is not used for scoring but is considered significant to a provider's performance, is from Georgia SHINES and is not considered final or complete until the end of the fiscal year.

Total Reports:	0	
Number Screened In:	0	
Number Screened Out:	0	
Number Substantiated:	0	
Number Unsubstantiated:	0	
Number Active CPS Investigations:	0	



DHS, DFCS, Office of Provider Management
Performance-Based Placement Measures
RBWO Provider GA+SCORECARD - ILP/TLP



Report Quarter: Q2 FY2017

One or more parameters were not specified for the subreport, 'Subreport2', located at:
/PBP_FY2017_ScoreCard_ILPTLP.



Performance-Based Placement Measures **RBWO Provider GA+SCORECARD - ILP/TLP**

Report Quarter: Q2 FY2017

Provider/Program Name: Stroman Account & Property - ILP College Park (5157) - CCI

5250 Hampton Drive, College Park, GA 30349

Phone: 770-994-0607

Vendor ID# 117923

Quarterly Scores (Grades)

Q1: 96.52 (A)

Q2: 97.16 (A+)

Q3: N/A

Q4: N/A

Current Quarter Score (Grade)

97.16%

(A+)

Program Census Information:

Children in Care During Quarter: 4

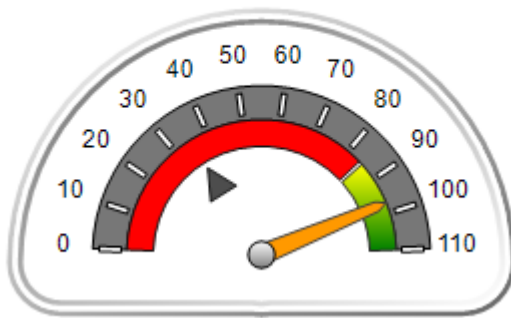
Placements During Quarter: 4

Children in Care On Last Day: 4

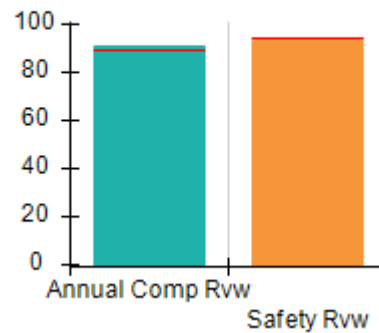
Quarterly Provider Comparisons to All ILP/TLPs

▼ indicates average for all ILP/TLPs

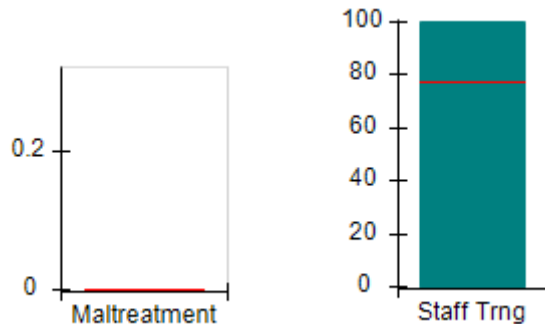
Overall Score (%)



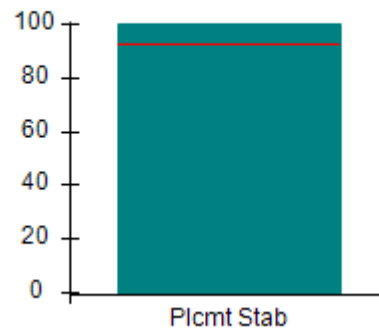
OPM Monitoring Reviews (%)



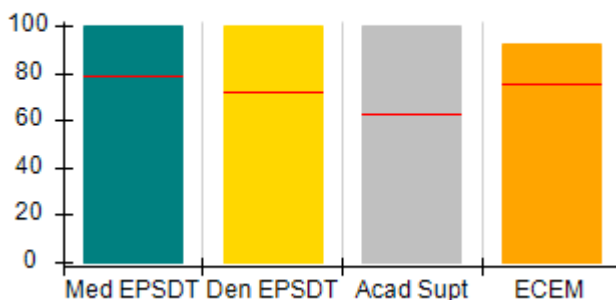
Safety Outcomes (%)



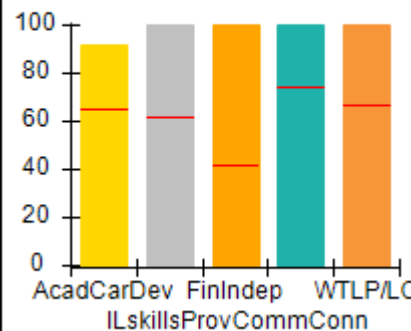
Permanency Outcomes (%)



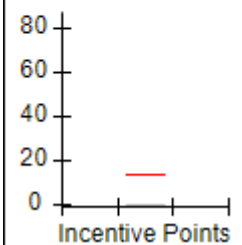
Well-Being Outcomes (%)



ILP/TLP Outcomes (%)



Incentives Earned (Points)





**Performance-Based Placement Measures
RBWO Provider GA+SCORECARD - ILP/TLP**

Report Quarter: Q2 FY2017

Provider/Program Name: Stroman Account & Property - ILP College Park (5157) - CCI				
5250 Hampton Drive, College Park, GA 30349		Quarterly Scores (Grades)		Current Quarter Score (Grade)
Phone: 770-994-0607		Q1: 96.52 (A)	Q2: 97.16 (A+)	97.16%
Vendor ID# 117923		Q3: N/A	Q4: N/A	(A+)
Program Census Information:		# Children in Care During Quarter: 4	# Placements During Quarter: 4	# Children in Care On Last Day: 4
	Avg Performance All ILP/TLPs (%)	Provider Performance (%)*	Possible Points (Weight)	Provider Points Earned
OPM Monitoring Reviews				
Annual Comprehensive Reviews	89%	91%	15	13.62
Safety Reviews	94%	93%	5	4.66
Monitoring Sub-Total			20	18.28
ILP/TLP Safety Outcomes				
Incidence of Maltreatment	0.00%	No Substantiated Reports	3	3.00
Staff Training	77%	100%	10	10.00
Safety Sub-Total			13	13.00
ILP/TLP Permanency Outcomes				
Placement Stability	93%	100%	3	3.00
Permanency Sub-Total			3	3.00
ILP/TLP Well-Being Outcomes				
EPSDT Medical Visits	79%	100%	4	4.00
EPSDT Dental Visits	72%	100%	4	4.00
Academic Supports	63%	100%	2	2.00
Provider ECEM Visits	75%	92%	4	3.68
Placements with Siblings	No Data	Not Eligible	Not Scored	Not Scored
Placements within Legal County	26%	Not Eligible	Not Scored	Not Scored
Well-Being Sub-Total			14	13.68
ILP/TLP Specialty Outcomes				
Academic/Career Development	65%	92%	10	9.20
Ind Living Skills Provision	62%	100%	15	15.00
Financial Independence	42%	100%	5	5.00
Community Connections	74%	100%	5	5.00
WTLP/Life Coach	67%	100%	15	15.00
Specialty Sub-Total			50	49.20
*Performance calculation descriptions can be found in the FY 2017 RBWO PBP Measurements and Standards Guide.				

Monitoring & Outcomes: Possible Points = 100	Points Earned = 97.16
---------------------------------------------------------	------------------------------



Performance-Based Placement Measures

RBWO Provider GA+SCORECARD - ILP/TLP

Report Quarter: Q2 FY2017

Score Before Incentives Credit	97.16%
Incentives Awarded	00.00 pts
PBP Verification	N/A pts
Total Score	97.16%

Provider/Program Name: Stroman Account & Property - ILP College Park (5157) - CCI				
Program Census Information:		# Children in Care During Quarter: 4	# Placements During Quarter: 4	# Children in Care On Last Day: 4
ILP/TLP Incentive Credits	Avg Performance All ILP/TLPs (Points)	Provider Performance (%)*	Possible Points (Weight)	Provider Points Earned
No DJJ or DOC Involvement		0%	5	0.00
Extended Foster Care Services		Not Eligible	5	
Positive Permanency Connections		0%	5	0.00
High School Graduation/College Participation/Professional Certification		0%	20	0.00
Part-Time Employment with Medical Benefits		Not Eligible	20	
Living Arrangements at Discharge		Not Eligible	20	
Additional Academic Supports		0%	2	0.00
Additional IL Skills Provision		0%	5	0.00
Active Agency Accreditation		0%	4	0.00
Staff Clinical Licensure		0%	5	0.00
Incentives Total	13.68		91	0.00

*Performance calculation descriptions can be found in the FY 2017 RBWO PBP Measurements and Standards Guide.

Child Protective Services Investigations and Dispositions		
The following investigations data, which is not used for scoring but is considered significant to a provider's performance, is from Georgia SHINES and is not considered final or complete until the end of the fiscal year.		
Total Reports:	0	
Number Screened In:	0	
Number Screened Out:	0	
Number Substantiated:	0	
Number Unsubstantiated:	0	
Number Active CPS Investigations:	0	



Performance-Based Placement Measures **RBWO Provider GA+SCORECARD - ILP/TLP**

Report Quarter: Q2 FY2017

Provider/Program Name: Stroman Account & Property - ILP Union City (5156) - CCI

5250 Hwy 138, Union City, GA 30291

Phone: 770-994-0607

Vendor ID# 117989

Quarterly Scores (Grades)

Q1: 91.24 (A-)

Q2: 97.01 (A+)

Q3: N/A

Q4: N/A

Current Quarter Score (Grade)

97.01%

(A+)

Program Census Information:

Children in Care During Quarter: 9

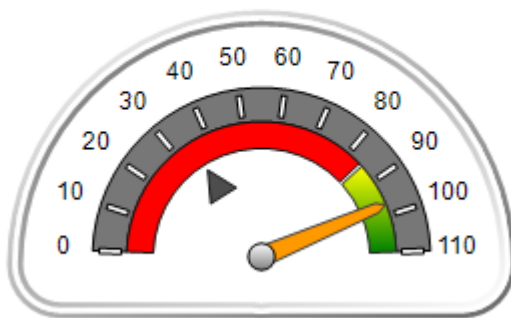
Placements During Quarter: 9

Children in Care On Last Day: 7

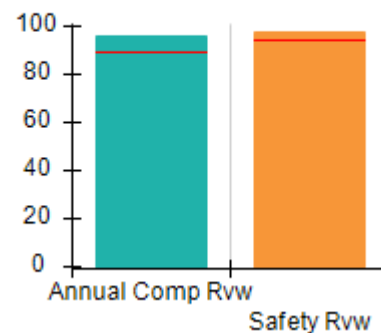
Quarterly Provider Comparisons to All ILP/TLPs

▼ indicates average for all ILP/TLPs

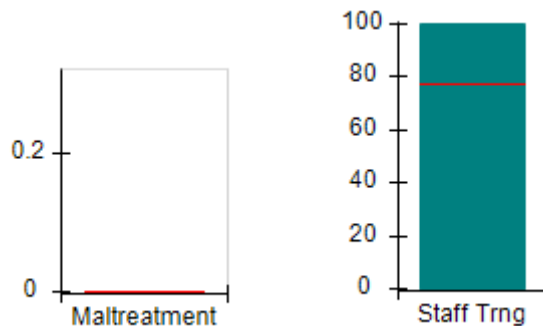
Overall Score (%)



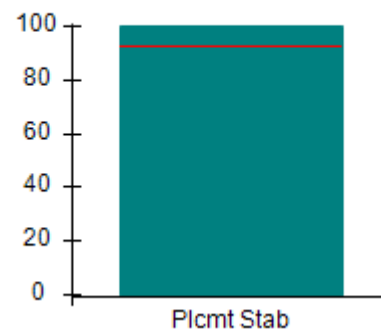
OPM Monitoring Reviews (%)



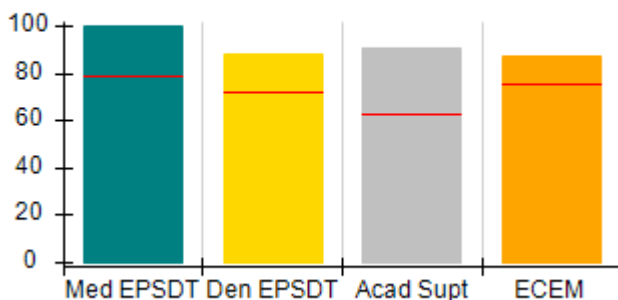
Safety Outcomes (%)



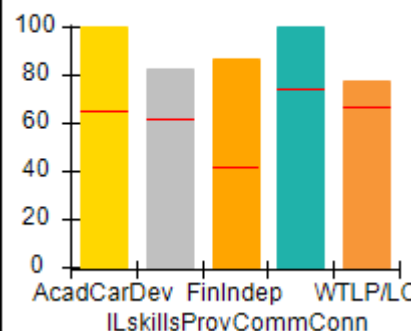
Permanency Outcomes (%)



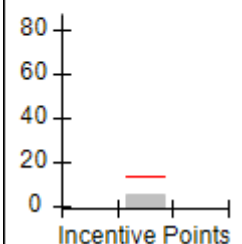
Well-Being Outcomes (%)



ILP/TLP Outcomes (%)



Incentives Earned (Points)





**Performance-Based Placement Measures
RBWO Provider GA+SCORECARD - ILP/TLP**

Report Quarter: Q2 FY2017

Provider/Program Name: Stroman Account & Property - ILP Union City (5156) - CCI				
5250 Hwy 138, Union City, GA 30291		Quarterly Scores (Grades)		Current Quarter Score (Grade)
Phone: 770-994-0607		Q1: 91.24 (A-)	Q2: 97.01 (A+)	97.01%
Vendor ID# 117989		Q3: N/A	Q4: N/A	(A+)
Program Census Information:		# Children in Care During Quarter: 9	# Placements During Quarter: 9	# Children in Care On Last Day: 7
	Avg Performance All ILP/TLPs (%)	Provider Performance (%)*	Possible Points (Weight)	Provider Points Earned
OPM Monitoring Reviews				
Annual Comprehensive Reviews	89%	96%	15	14.42
Safety Reviews	94%	98%	5	4.90
Monitoring Sub-Total			20	19.31
ILP/TLP Safety Outcomes				
Incidence of Maltreatment	0.00%	No Substantiated Reports	3	3.00
Staff Training	77%	100%	10	10.00
Safety Sub-Total			13	13.00
ILP/TLP Permanency Outcomes				
Placement Stability	93%	100%	3	3.00
Permanency Sub-Total			3	3.00
ILP/TLP Well-Being Outcomes				
EPSDT Medical Visits	79%	100%	4	4.00
EPSDT Dental Visits	72%	88%	4	3.52
Academic Supports	63%	91%	2	1.82
Provider ECEM Visits	75%	87%	4	3.48
Placements with Siblings	No Data	0%	Not Scored	Not Scored
Placements within Legal County	26%	100%	Not Scored	Not Scored
Well-Being Sub-Total			14	13.00
ILP/TLP Specialty Outcomes				
Academic/Career Development	65%	100%	10	10.00
Ind Living Skills Provision	62%	83%	15	12.45
Financial Independence	42%	87%	5	4.35
Community Connections	74%	100%	5	5.00
WTLP/Life Coach	67%	78%	15	11.70
Specialty Sub-Total			50	43.50
*Performance calculation descriptions can be found in the FY 2017 RBWO PBP Measurements and Standards Guide.				

Monitoring & Outcomes: Possible Points = 100	Points Earned = 91.81
---------------------------------------------------------	------------------------------



Performance-Based Placement Measures

RBWO Provider GA+SCORECARD - ILP/TLP

Report Quarter: Q2 FY2017

Score Before Incentives Credit	91.81%
Incentives Awarded	05.20 pts
PBP Verification	N/A pts
Total Score	97.01%

Provider/Program Name: Stroman Account & Property - ILP Union City (5156) - CCI				
Program Census Information:		# Children in Care During Quarter: 9	# Placements During Quarter: 9	# Children in Care On Last Day: 7
ILP/TLP Incentive Credits	Avg Performance All ILP/TLPs (Points)	Provider Performance (%)*	Possible Points (Weight)	Provider Points Earned
No DJJ or DOC Involvement		0%	5	0.00
Extended Foster Care Services		Not Eligible	5	
Positive Permanency Connections		0%	5	0.00
High School Graduation/College Participation/Professional Certification		25%	20	5.00
Part-Time Employment with Medical Benefits		0%	20	0.00
Living Arrangements at Discharge		0%	20	0.00
Additional Academic Supports		10%	2	0.20
Additional IL Skills Provision		0%	5	0.00
Active Agency Accreditation		0%	4	0.00
Staff Clinical Licensure		0%	5	0.00
Incentives Total	13.68		91	5.20
*Performance calculation descriptions can be found in the FY 2017 RBWO PBP Measurements and Standards Guide.				

Child Protective Services Investigations and Dispositions		
The following investigations data, which is not used for scoring but is considered significant to a provider's performance, is from Georgia SHINES and is not considered final or complete until the end of the fiscal year.		
Total Reports:	0	
Number Screened In:	0	
Number Screened Out:	0	
Number Substantiated:	0	
Number Unsubstantiated:	0	
Number Active CPS Investigations:	0	



Performance-Based Placement Measures **RBWO Provider GA+SCORECARD - ILP/TLP**

Report Quarter: Q2 FY2017

Provider/Program Name: Turning Point Homes - Independent Living Program (832) - CCI

2058 Snapfinger Road, Decatur, GA 30035

Phone: 678-343-1219

Vendor ID# 35605

Quarterly Scores (Grades)

Q1: 84.53 (B)

Q2: 56.01 (F)

Q3: N/A

Q4: N/A

Current Quarter Score (Grade)

56.01%

(F)

Program Census Information:

Children in Care During Quarter: 4

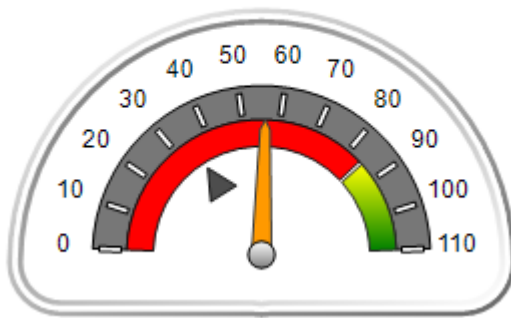
Placements During Quarter: 4

Children in Care On Last Day: 4

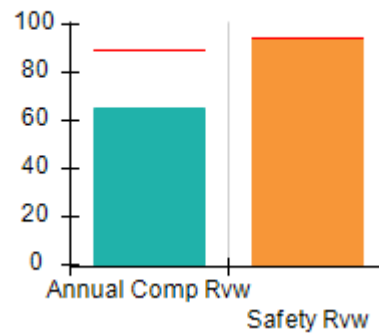
Quarterly Provider Comparisons to All ILP/TLPs

▼ indicates average for all ILP/TLPs

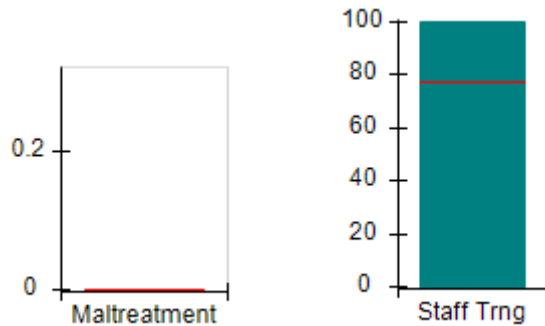
Overall Score (%)



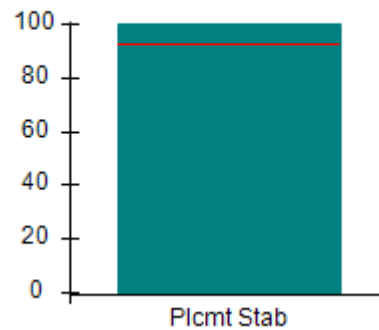
OPM Monitoring Reviews (%)



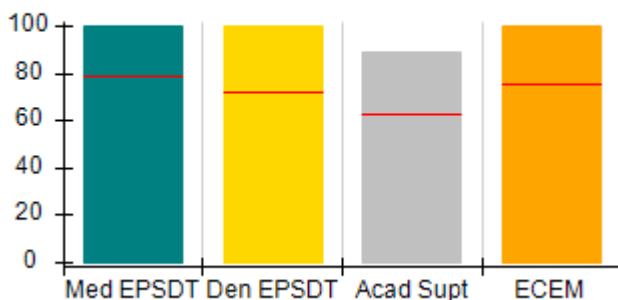
Safety Outcomes (%)



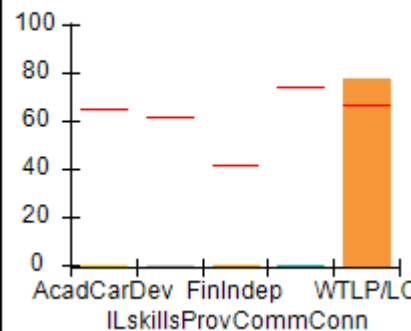
Permanency Outcomes (%)



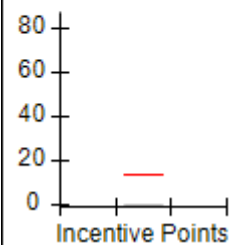
Well-Being Outcomes (%)



ILP/TLP Outcomes (%)



Incentives Earned (Points)





Performance-Based Placement Measures

RBWO Provider GA+SCORECARD - ILP/TLP

Report Quarter: Q2 FY2017

Provider/Program Name: Turning Point Homes - Independent Living Program (832) - CCI				
2058 Snapfinger Road, Decatur, GA 30035		Quarterly Scores (Grades)		Current Quarter Score (Grade)
Phone: 678-343-1219		Q1: 84.53 (B)	Q2: 56.01 (F)	56.01% (F)
Vendor ID# 35605		Q3: N/A	Q4: N/A	
Program Census Information:		# Children in Care During Quarter: 4	# Placements During Quarter: 4	# Children in Care On Last Day: 4
	Avg Performance All ILP/TLPs (%)	Provider Performance (%)*	Possible Points (Weight)	Provider Points Earned
OPM Monitoring Reviews				
Annual Comprehensive Reviews	89%	65%	15	9.80
Safety Reviews	94%	95%	5	4.73
Monitoring Sub-Total			20	14.53
ILP/TLP Safety Outcomes				
Incidence of Maltreatment	0.00%	No Substantiated Reports	3	3.00
Staff Training	77%	100%	10	10.00
Safety Sub-Total			13	13.00
ILP/TLP Permanency Outcomes				
Placement Stability	93%	100%	3	3.00
Permanency Sub-Total			3	3.00
ILP/TLP Well-Being Outcomes				
EPSDT Medical Visits	79%	100%	4	4.00
EPSDT Dental Visits	72%	100%	4	4.00
Academic Supports	63%	89%	2	1.78
Provider ECEM Visits	75%	100%	4	4.00
Placements with Siblings	No Data	Not Eligible	Not Scored	Not Scored
Placements within Legal County	26%	0%	Not Scored	Not Scored
Well-Being Sub-Total			14	13.78
ILP/TLP Specialty Outcomes				
Academic/Career Development	65%	0%	10	0.00
Ind Living Skills Provision	62%	0%	15	0.00
Financial Independence	42%	0%	5	0.00
Community Connections	74%	0%	5	0.00
WTLP/Life Coach	67%	78%	15	11.70
Specialty Sub-Total			50	11.70
*Performance calculation descriptions can be found in the FY 2017 RBWO PBP Measurements and Standards Guide.				

Monitoring & Outcomes: Possible Points = 100

Points Earned = 56.01



Performance-Based Placement Measures

RBWO Provider GA+SCORECARD - ILP/TLP

Report Quarter: Q2 FY2017

Score Before Incentives Credit	56.01%
Incentives Awarded	00.00 pts
PBP Verification	N/A pts
Total Score	56.01%

Provider/Program Name: Turning Point Homes - Independent Living Program (832) - CCI

Program Census Information:		# Children in Care During Quarter: 4	# Placements During Quarter: 4	# Children in Care On Last Day: 4
ILP/TLP Incentive Credits	Avg Performance All ILP/TLPs (Points)	Provider Performance (%)*	Possible Points (Weight)	Provider Points Earned
No DJJ or DOC Involvement		0%	5	0.00
Extended Foster Care Services		Not Eligible	5	
Positive Permanency Connections		0%	5	0.00
High School Graduation/College Participation/Professional Certification		0%	20	0.00
Part-Time Employment with Medical Benefits		Not Eligible	20	
Living Arrangements at Discharge		Not Eligible	20	
Additional Academic Supports		0%	2	0.00
Additional IL Skills Provision		0%	5	0.00
Active Agency Accreditation		0%	4	0.00
Staff Clinical Licensure		0%	5	0.00
Incentives Total	13.68		91	0.00

*Performance calculation descriptions can be found in the FY 2017 RBWO PBP Measurements and Standards Guide.

Child Protective Services Investigations and Dispositions

The following investigations data, which is not used for scoring but is considered significant to a provider's performance, is from Georgia SHINES and is not considered final or complete until the end of the fiscal year.

Total Reports:	0	
Number Screened In:	0	
Number Screened Out:	0	
Number Substantiated:	0	
Number Unsubstantiated:	0	
Number Active CPS Investigations:	0	



Performance-Based Placement Measures RBWO Provider GA+SCORECARD - ILP/TLP

Report Quarter: Q2 FY2017

Provider/Program Name: United Methodist Children Home of the North GA Conference - Independent Living Program (4428) - CCI

500 South Columbia Dr., Decatur, GA 30030

Phone: 404-327-5820

Vendor ID# 63445

Quarterly Scores (Grades)

Current Quarter Score (Grade)

Q1: 105.43 (A+)

Q2: 96.97 (A)

96.97%

Q3: N/A

Q4: N/A

(A)

Program Census Information:

Children in Care During Quarter: 8

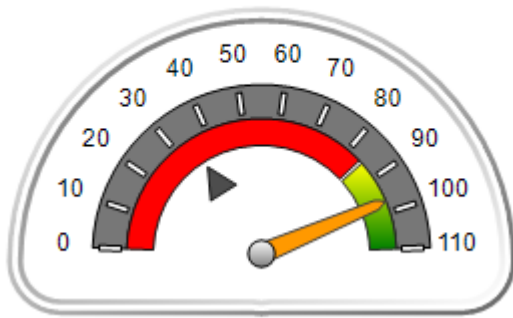
Placements During Quarter: 8

Children in Care On Last Day: 7

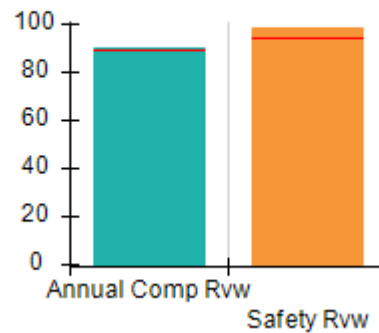
Quarterly Provider Comparisons to All ILP/TLPs

▼ indicates average for all ILP/TLPs

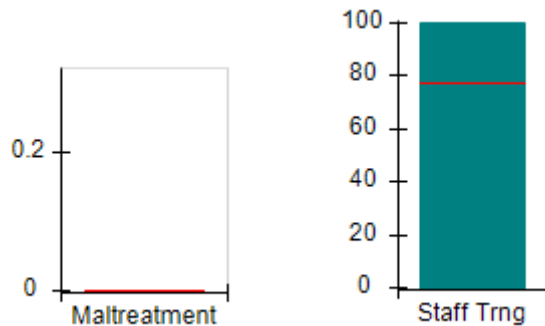
Overall Score (%)



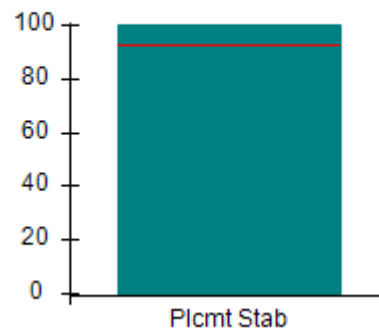
OPM Monitoring Reviews (%)



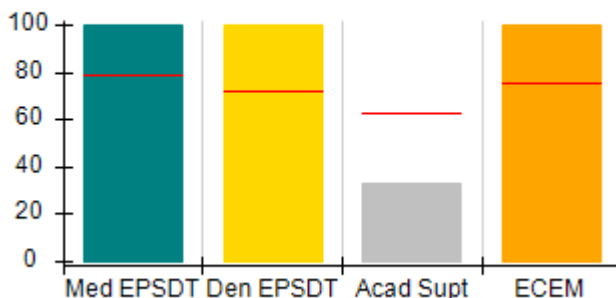
Safety Outcomes (%)



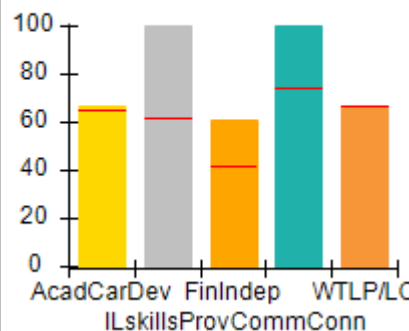
Permanency Outcomes (%)



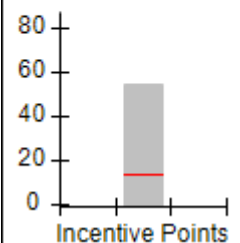
Well-Being Outcomes (%)



ILP/TLP Outcomes (%)



Incentives Earned (Points)





Performance-Based Placement Measures RBWO Provider GA+SCORECARD - ILP/TLP

Report Quarter: Q2 FY2017

Provider/Program Name: United Methodist Children Home of the North GA Conference - Independent Living Program (4428) - CCI

500 South Columbia Dr., Decatur, GA 30030 Phone: 404-327-5820 Vendor ID# 63445	Quarterly Scores (Grades)		Current Quarter Score (Grade)
	Q1: 105.43 (A+)	Q2: 96.97 (A)	96.97% (A)
	Q3: N/A	Q4: N/A	

Program Census Information:	# Children in Care During Quarter: 8	# Placements During Quarter: 8	# Children in Care On Last Day: 7
-----------------------------	--------------------------------------	--------------------------------	-----------------------------------

	Avg Performance All ILP/TLPs (%)	Provider Performance (%)*	Possible Points (Weight)	Provider Points Earned
--	----------------------------------	---------------------------	--------------------------	------------------------

OPM Monitoring Reviews

Annual Comprehensive Reviews	89%	91%	15	13.58
Safety Reviews	94%	99%	5	4.94
Monitoring Sub-Total			20	18.51

ILP/TLP Safety Outcomes

Incidence of Maltreatment	0.00%	Not Eligible		
Staff Training	77%	100%	13	13.00
Safety Sub-Total			13	13.00

ILP/TLP Permanency Outcomes

Placement Stability	93%	100%	3	3.00
Permanency Sub-Total			3	3.00

ILP/TLP Well-Being Outcomes

EPSDT Medical Visits	79%	100%	4	4.00
EPSDT Dental Visits	72%	100%	4	4.00
Academic Supports	63%	33%	2	0.66
Provider ECEM Visits	75%	100%	4	4.00
Placements with Siblings	No Data	Not Eligible	Not Scored	Not Scored
Placements within Legal County	26%	50%	Not Scored	Not Scored
Well-Being Sub-Total			14	12.66

ILP/TLP Specialty Outcomes

Academic/Career Development	65%	67%	10	6.70
Ind Living Skills Provision	62%	100%	15	15.00
Financial Independence	42%	61%	5	3.05
Community Connections	74%	100%	5	5.00
WTLP/Life Coach	67%	67%	15	10.05
Specialty Sub-Total			50	39.80

*Performance calculation descriptions can be found in the FY 2017 RBWO PBP Measurements and Standards Guide.

Monitoring & Outcomes: Possible Points = 100	Points Earned = 86.97
Score Before Incentives Credit	
	86.97%



Performance-Based Placement Measures

RBWO Provider GA+SCORECARD - ILP/TLP

Report Quarter: Q2 FY2017

Incentives Awarded	10.00 pts
PBP Verification	N/A pts
Total Score	96.97%

Provider/Program Name: United Methodist Children Home of the North GA Conference - Independent Living Program (4428) - CCI

Program Census Information:		# Children in Care During Quarter: 8	# Placements During Quarter: 8	# Children in Care On Last Day: 7
ILP/TLP Incentive Credits	Avg Performance All ILP/TLPs (Points)	Provider Performance (%)*	Possible Points (Weight)	Provider Points Earned
No DJJ or DOC Involvement		67%	5	3.35
Extended Foster Care Services		Not Eligible	5	
Positive Permanency Connections		0%	5	0.00
High School Graduation/College Participation/Professional Certification		43%	20	8.60
Part-Time Employment with Medical Benefits		100%	20	20.00
Living Arrangements at Discharge		100%	20	20.00
Additional Academic Supports		0%	2	0.00
Additional IL Skills Provision		0%	5	0.00
Active Agency Accreditation		50%	4	2.00
Staff Clinical Licensure		0%	5	0.00
Incentives Total	13.68		91	53.95

*Performance calculation descriptions can be found in the FY 2017 RBWO PBP Measurements and Standards Guide.

Child Protective Services Investigations and Dispositions

The following investigations data, which is not used for scoring but is considered significant to a provider's performance, is from Georgia SHINES and is not considered final or complete until the end of the fiscal year.

Total Reports:	0
Number Screened In:	0
Number Screened Out:	0
Number Substantiated:	0
Number Unsubstantiated:	0
Number Active CPS Investigations:	0


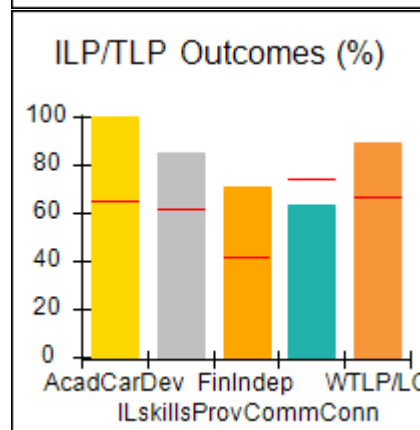
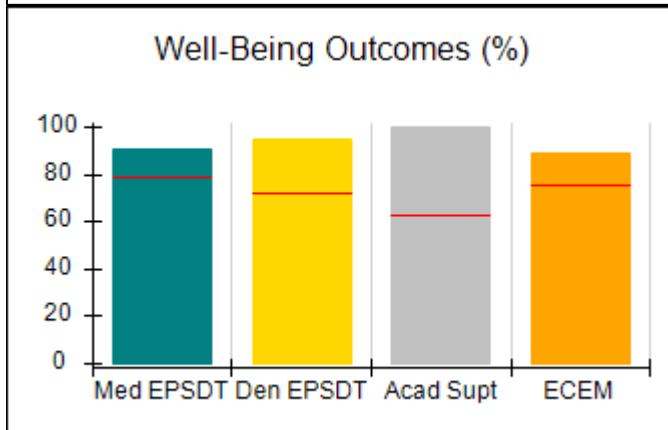
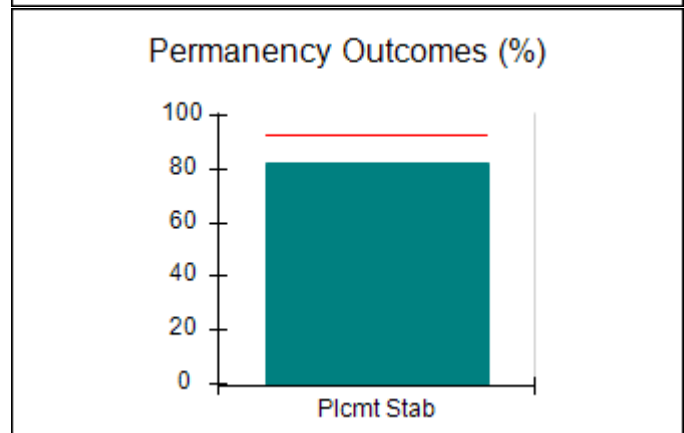
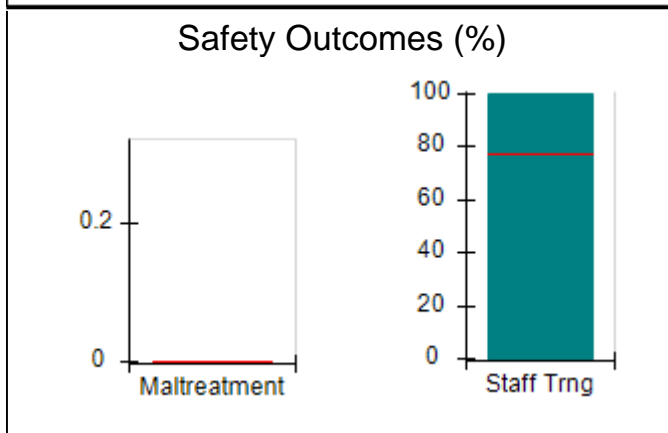
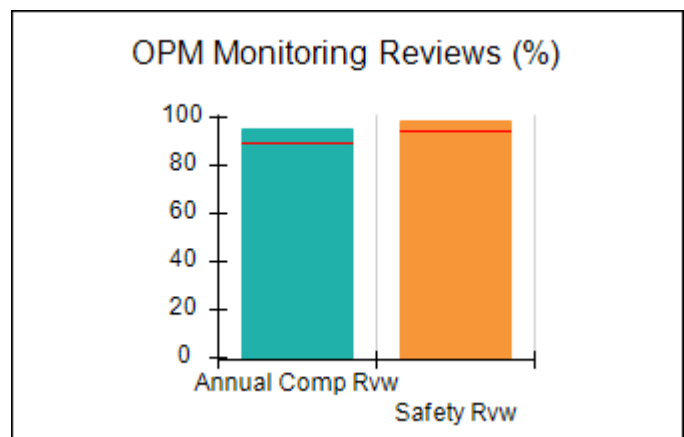
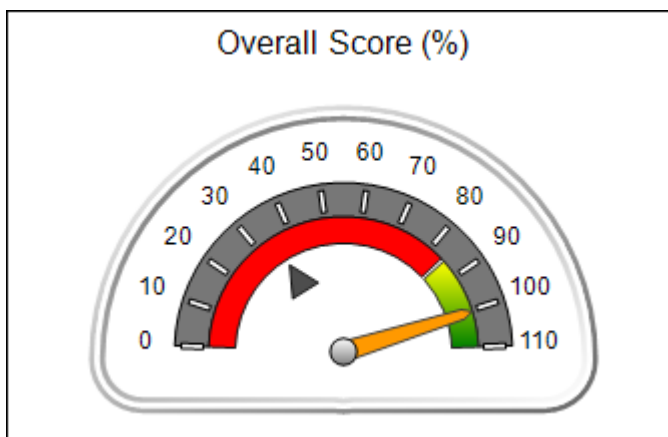


Performance-Based Placement Measures **RBWO Provider GA+SCORECARD - ILP/TLP**

Report Quarter: Q2 FY2017

Provider/Program Name: United Methodist Children Home of the North GA Conference - On-Campus Transitional Living Program (Hybrid) (849) - CCI			
500 South Columbia Dr., Decatur, GA 30030 Phone: 404-327-5820 Vendor ID# 35627	Quarterly Scores (Grades)		Current Quarter Score (Grade)
	Q1: 101.49 (A+)	Q2: 100.44 (A+)	100.44% (A+)
	Q3: N/A	Q4: N/A	
Program Census Information:	# Children in Care During Quarter: 28	# Placements During Quarter: 28	# Children in Care On Last Day: 19
Quarterly Provider Comparisons to All ILP/TLPs			

▼ — indicates average for all ILP/TLPs





Performance-Based Placement Measures RBWO Provider GA+SCORECARD - ILP/TLP

Report Quarter: Q2 FY2017

Provider/Program Name: United Methodist Children Home of the North GA Conference - On-Campus Transitional Living Program (Hybrid) (849) - CCI

500 South Columbia Dr., Decatur, GA 30030 Phone: 404-327-5820 Vendor ID# 35627	Quarterly Scores (Grades)		Current Quarter Score (Grade)
	Q1: 101.49 (A+)	Q2: 100.44 (A+)	100.44% (A+)
	Q3: N/A	Q4: N/A	

Program Census Information:	# Children in Care During Quarter: 28	# Placements During Quarter: 28	# Children in Care On Last Day: 19
-----------------------------	---------------------------------------	---------------------------------	------------------------------------

	Avg Performance All ILP/TLPs (%)	Provider Performance (%)*	Possible Points (Weight)	Provider Points Earned
--	-----------------------------------------	----------------------------------	---------------------------------	-------------------------------

OPM Monitoring Reviews

Annual Comprehensive Reviews	89%	95%	15	14.23
Safety Reviews	94%	99%	5	4.95
Monitoring Sub-Total			20	19.18

ILP/TLP Safety Outcomes

Incidence of Maltreatment	0.00%	No Substantiated Reports	3	3.00
Staff Training	77%	100%	10	10.00
Safety Sub-Total			13	13.00

ILP/TLP Permanency Outcomes

Placement Stability	93%	82%	3	2.46
Permanency Sub-Total			3	2.46

ILP/TLP Well-Being Outcomes

EPSDT Medical Visits	79%	91%	4	3.64
EPSDT Dental Visits	72%	95%	4	3.80
Academic Supports	63%	100%	2	2.00
Provider ECEM Visits	75%	89%	4	3.56
Placements with Siblings	No Data	Not Eligible	Not Scored	Not Scored
Placements within Legal County	26%	30%	Not Scored	Not Scored
Well-Being Sub-Total			14	13.00

ILP/TLP Specialty Outcomes

Academic/Career Development	65%	100%	10	10.00
Ind Living Skills Provision	62%	85%	15	12.75
Financial Independence	42%	71%	5	3.55
Community Connections	74%	63%	5	3.15
WTLP/Life Coach	67%	89%	15	13.35
Specialty Sub-Total			50	42.80

*Performance calculation descriptions can be found in the FY 2017 RBWO PBP Measurements and Standards Guide.

Monitoring & Outcomes: Possible Points = 100	Points Earned = 90.44
---------------------------------------------------------	------------------------------



Performance-Based Placement Measures

RBWO Provider GA+SCORECARD - ILP/TLP

Report Quarter: Q2 FY2017

Score Before Incentives Credit	90.44%
Incentives Awarded	10.00 pts
PBP Verification	N/A pts
Total Score	100.44%

Provider/Program Name: United Methodist Children Home of the North GA Conference - On-Campus Transitional Living Program (Hybrid) (849) - CCI

Program Census Information:		# Children in Care During Quarter: 28	# Placements During Quarter: 28	# Children in Care On Last Day: 19
ILP/TLP Incentive Credits	Avg Performance All ILP/TLPs (Points)	Provider Performance (%)*	Possible Points (Weight)	Provider Points Earned
No DJJ or DOC Involvement		98%	5	4.90
Extended Foster Care Services		0%	5	0.00
Positive Permanency Connections		0%	5	0.00
High School Graduation/College Participation/Professional Certification		0%	20	0.00
Part-Time Employment with Medical Benefits		22%	20	4.40
Living Arrangements at Discharge		22%	20	4.40
Additional Academic Supports		0%	2	0.00
Additional IL Skills Provision		0%	5	0.00
Active Agency Accreditation		50%	4	2.00
Staff Clinical Licensure		0%	5	0.00
Incentives Total	13.68		91	15.70

*Performance calculation descriptions can be found in the FY 2017 RBWO PBP Measurements and Standards Guide.

Child Protective Services Investigations and Dispositions

The following investigations data, which is not used for scoring but is considered significant to a provider's performance, is from Georgia SHINES and is not considered final or complete until the end of the fiscal year.

Total Reports:	0	
Number Screened In:	0	
Number Screened Out:	0	
Number Substantiated:	0	
Number Unsubstantiated:	0	
Number Active CPS Investigations:	0	



Performance-Based Placement Measures RBWO Provider GA+SCORECARD - ILP/TLP

Report Quarter: Q2 FY2017

Provider/Program Name: Wellspring Living, Inc. - ILP (5210) - CCI

3965 Roosevelt Hwy, Union City, GA 30349

Phone: 770-631-8888

Vendor ID# 132094

Quarterly Scores (Grades)

Current Quarter Score (Grade)

Q1: 50.00 (F)

Q2: 50.00 (F)

50.00%

Q3: N/A

Q4: N/A

(F)

Program Census Information:

Children in Care During Quarter: 0

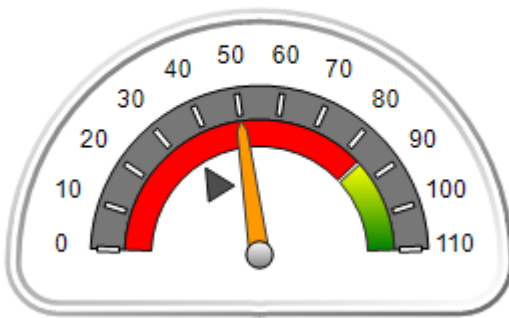
Placements During Quarter: 0

Children in Care On Last Day: 0

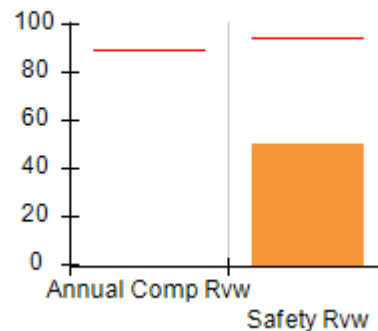
Quarterly Provider Comparisons to All ILP/TLPs

indicates average for all ILP/TLPs

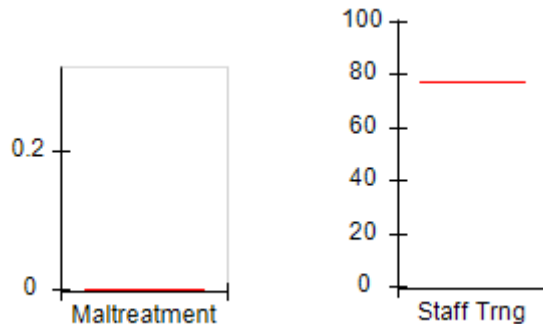
Overall Score (%)



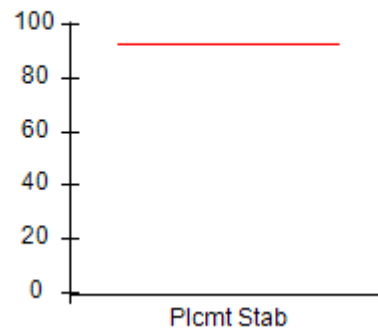
OPM Monitoring Reviews (%)



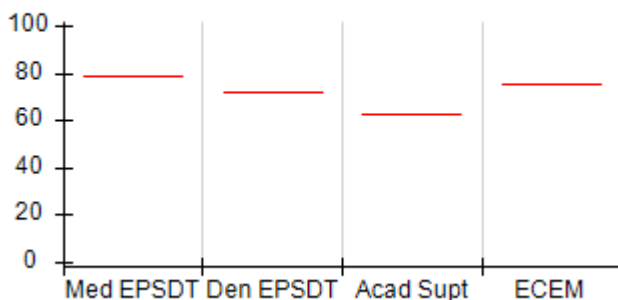
Safety Outcomes (%)



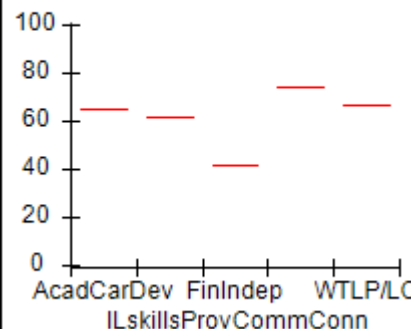
Permanency Outcomes (%)



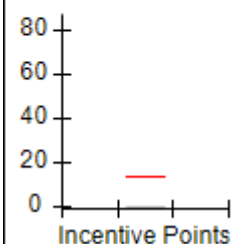
Well-Being Outcomes (%)



ILP/TLP Outcomes (%)



Incentives Earned (Points)





Performance-Based Placement Measures RBWO Provider GA+SCORECARD - ILP/TLP

Report Quarter: Q2 FY2017

Provider/Program Name: Wellspring Living, Inc. - ILP (5210) - CCI

3965 Roosevelt Hwy, Union City, GA 30349

Phone: 770-631-8888

Vendor ID# 132094

Quarterly Scores (Grades)
Current Quarter Score (Grade)

Q1: 50.00 (F)

Q2: 50.00 (F)

50.00%

Q3: N/A

Q4: N/A

(F)

Program Census Information:

Children in Care During Quarter: 0

Placements During Quarter: 0

Children in Care On Last Day: 0

**Avg
Performance All
ILP/TLPs (%)**
**Provider
Performance (%)***
**Possible Points
(Weight)**
**Provider Points
Earned**
OPM Monitoring Reviews

Annual Comprehensive Reviews	89%	Not Yet Conducted		
Safety Reviews	94%	50%	5	2.50
Monitoring Sub-Total			5	2.50

ILP/TLP Safety Outcomes

Incidence of Maltreatment	0.00%	Not Eligible		
Staff Training	77%	Not Eligible		
Safety Sub-Total			N/A	

ILP/TLP Permanency Outcomes

Placement Stability	93%	Not Eligible		
Permanency Sub-Total			N/A	

ILP/TLP Well-Being Outcomes

EPSDT Medical Visits	79%	Not Eligible		
EPSDT Dental Visits	72%	Not Eligible		
Academic Supports	63%	Not Eligible		
Provider ECEM Visits	75%	Not Eligible		
Placements with Siblings	No Data	Not Eligible	Not Scored	Not Scored
Placements within Legal County	26%	Not Eligible	Not Scored	Not Scored
Well-Being Sub-Total			N/A	

ILP/TLP Specialty Outcomes

Academic/Career Development	65%	Not Eligible		
Ind Living Skills Provision	62%	Not Eligible		
Financial Independence	42%	Not Eligible		
Community Connections	74%	Not Eligible		
WTLP/Life Coach	67%	Not Eligible		
Specialty Sub-Total			N/A	

*Performance calculation descriptions can be found in the FY 2017 RBWO PBP Measurements and Standards Guide.

Monitoring & Outcomes: Possible Points = 5
Points Earned = 02.50
Score Before Incentives Credit
50.00%



Performance-Based Placement Measures RBWO Provider GA+SCORECARD - ILP/TLP

Report Quarter: Q2 FY2017

Incentives Awarded	00.00 pts
PBP Verification	N/A pts
Total Score	50.00%

Provider/Program Name: Wellspring Living, Inc. - ILP (5210) - CCI

Program Census Information:		# Children in Care During Quarter: 0	# Placements During Quarter: 0	# Children in Care On Last Day: 0
ILP/TLP Incentive Credits	Avg Performance All ILP/TLPs (Points)	Provider Performance (%)*	Possible Points (Weight)	Provider Points Earned
No DJJ or DOC Involvement		Not Eligible	5	
Extended Foster Care Services		Not Eligible	5	
Positive Permanency Connections		Not Eligible	5	
High School Graduation/College Participation/Professional Certification		Not Eligible	20	
Part-Time Employment with Medical Benefits		Not Eligible	20	
Living Arrangements at Discharge		Not Eligible	20	
Additional Academic Supports		Not Eligible	2	
Additional IL Skills Provision		Not Eligible	5	
Active Agency Accreditation		0%	4	0.00
Staff Clinical Licensure		0%	5	0.00
Incentives Total	13.68		91	0.00

*Performance calculation descriptions can be found in the FY 2017 RBWO PBP Measurements and Standards Guide.

Child Protective Services Investigations and Dispositions

The following investigations data, which is not used for scoring but is considered significant to a provider's performance, is from Georgia SHINES and is not considered final or complete until the end of the fiscal year.

Total Reports:	0	
Number Screened In:	0	
Number Screened Out:	0	
Number Substantiated:	0	
Number Unsubstantiated:	0	
Number Active CPS Investigations:	0	