



RBWO Provider GA+SCORECARD - CCI

Performance-Based Placement Measures

FY 2016 Qtr 1

Office of Provider Management,
Georgia Department of Human Services

Care Solutions, Inc.



**Table of Contents**

Provider	Page
A Friend's House - (563) - CCI	1
ACES Youth Home, Inc. - (formerly Appalachian Children's Shelter) (5167) - CCI	4
Advocates for Bartow's Children - Flowering Branch Children's Shelter (564) - CCI	7
Agape Behavioral Healthcare, Inc. - (694) - CCI	10
Alternative Youth Services, Inc. - (667) - CCI	13
Alyssa and Brothers, Inc. - dba Rowley Residence #2 (908) - CCI	16
AMI Kids Savannah River - (5161) - CCI	19
Ark Family Counseling Center, The - Ricky Homes/Dallas (569) - CCI	22
Ark Family Counseling Center, The - Ricky Homes/Decatur (571) - CCI	25
Ark Family Counseling Center, The - Ricky Homes/Lithonia (591) - CCI	28
Ark Family Counseling Center, The - Ricky Homes/Powder Springs (570) - CCI	31
Bald Ridge Lodge, Inc. - Bald Ridge Lodge (4124) - CCI	34
Behavioral Health Services of South GA - dba Lowndes C & A North Point Group Home (Valdosta) (866) - CCI	37
Beth-Ester Ministries - dba Restoration House 1 (817) - CCI	40
Broken Shackle Ranch - (576) - CCI	43
Caring and Sharing Home for Boys - (5191) - CCI	46
Carl Malone Foundation, Inc. - Mercy's Door I (993) - CCI	49
Carl Malone Foundation, Inc. - Mercy's Door II (994) - CCI	52
Carl Malone Foundation, Inc. - Mercy's Door III (1041) - CCI	55
Carrie Steele-Pitts Home, Inc. - (577) - CCI	58
Center for Children and Young Adults, The - Another Chance (578) - CCI	61
Center for Children and Young Adults, The - Open Gate (579) - CCI	64
Chestnut Manor - (581) - CCI	67
CHRIS 180 Inc. - Dekalb (597) - CCI	70
CHRIS 180 Inc. - Douglas (598) - CCI	73
CHRIS 180 Inc. - Ellenwood (599) - CCI	76
CHRIS 180 Inc. - Fulton (601) - CCI	79
CHRIS 180 Inc. - Gwinnett (602) - CCI	82
CHRIS 180 Inc. - Rock Shadow (617) - CCI	85
CHRIS 180 Inc. - Sherwood (604) - CCI	88
CHRIS 180 Inc. - Stephenson (605) - CCI	91
Christian City Home for Children - (585) - CCI	94
Community Growth Children's Academy - (5169) - CCI	97
Coweta Teen Mothers & Babe Service Center, Inc. - (5145) - CCI	100
Deloach Group Home - (619) - CCI	103

**Table of Contents**

Provider	Page
Devereux GA Treatment Network - MAAC Plus (5134) - CCI	106
Dr. Xavier Moore Home for Boys, LLC - (formerly Family Community Care Centers) (634) - CCI	109
Elks Aidmore Children's Center - (628) - CCI	112
Embracing Arms - (944) - CCI	115
Embracing Arms - Jackson (5194) - CCI	118
Families First - Cherokee Boys Group Home (637) - CCI	121
Families First - Gwindale Girls Group Home (640) - CCI	124
Families First - Second Chance Home (642) - CCI	127
Family Choices - (5153) - CCI	130
Family Crisis Center of Walker, Dade, Catoosa, Chattooga Counties - The Cottage (645) - CCI	133
Family Support Council - Oak Haven Second Chance Home (646) - CCI	136
Foundation Group Home, Inc. - CCI (992) - CCI	139
Genesis House for Homeless, Inc. - (654) - CCI	142
Georgia Baptist Children's Home & Family Ministries - Alice's House (663) - CCI	145
Georgia Baptist Children's Home & Family Ministries - Angel's House (657) - CCI	148
Georgia Baptist Children's Home & Family Ministries - Baxley Campus (664) - CCI	151
Georgia Baptist Children's Home & Family Ministries - dba Good Shepherd The (685) - CCI	154
Georgia Baptist Children's Home & Family Ministries - Fayette Program: Johnson Home (660) - CCI	157
Georgia Baptist Children's Home & Family Ministries - Maternity Home (662) - CCI	160
Georgia Baptist Children's Home & Family Ministries - Meansville Campus (666) - CCI	163
Georgia Baptist Children's Home & Family Ministries - Palmetto Campus (864) - CCI	166
Georgia Sheriff's Youth Home - dba Boys Ranch (676) - CCI	169
Georgia Sheriff's Youth Home - dba Cherokee Estate (677) - CCI	172
Georgia Sheriff's Youth Home - dba Herrington Homes (678) - CCI	175
Georgia Sheriff's Youth Home - dba Mountainview (963) - CCI	178
Georgia Sheriff's Youth Home - dba Pineland (679) - CCI	181
Goshen Valley Foundation - dba Goshen Valley Boy's Ranch (687) - CCI	184
Goshen Valley Foundation - dba Hope House (5196) - CCI	187
Greenbriar Children's Center - (688) - CCI	190
Guardian Home of Hope, Inc. - (5187) - CCI	193
Gwinnett Children's Shelter - Boy's Program (690) - CCI	196
HARP Foundation, Inc. - Vidalia Campus (693) - CCI	199
Hephzibah Children's Home - Basic Residential 101-106 (695) - CCI	202
Hephzibah Children's Home - Second Chance Home (4625) - CCI	205
House of Dawn - Second Chance Home (918) - CCI	208

**Table of Contents**

Provider	Page
House of Inspiration - (706) - CCI	211
Jesse's House - (614) - CCI	214
Kidspeace - Bowdon Residential Campus (715) - CCI	217
Liberty County Children's Home - dba Gabriel's House (725) - CCI	220
Life Skills Community Center - (5204) - CCI	223
Little Debbie's Second Chance Home, Inc. - (formerly Celine's Place) (884) - CCI	226
Little Debbie's Second Chance Home, Inc. - Boys to Men (1042) - CCI	229
Little Debbie's Second Chance Home, Inc. - Columbia (5214) - CCI	232
Little Debbie's Second Chance Home, Inc. - dba Ida's Cove III (5111) - CCI	235
Little Debbie's Second Chance Home, Inc. - DePauw (5207) - CCI	238
Little Debbie's Second Chance Home, Inc. - Ellenwood Second Chance Home (966) - CCI	241
Little Debbie's Second Chance Home, Inc. - Joseph Ladder (5133) - CCI	244
Little Debbie's Second Chance Home, Inc. - Maternity Home (5139) - CCI	247
Little Debbie's Second Chance Home, Inc. - Redan (5213) - CCI	250
Marcella's Community Safe House - (5173) - CCI	253
Mentoring Youth Services - (5122) - CCI	256
Methodist Home for Children & Youth, The - Arabella (1016) - CCI	259
Methodist Home for Children & Youth, The - dba Americus Group Home (749) - CCI	262
Methodist Home for Children & Youth, The - dba St. Marys Group Home (750) - CCI	265
Methodist Home for Children & Youth, The - dba Valdosta Group Home (752) - CCI	268
Methodist Home for Children & Youth, The - Macon (754) - CCI	271
Methodist Home for Children & Youth, The - Our House at Carpenter's Way Ranch (1015) - CCI	274
Methodist Home for Children & Youth, The - STARS Program (753) - CCI	277
Morningstar Children and Family Services - Morningstar Youth Estate Center-Residential Program (764) - CCI	280
Mountain Top Boys' Home, Inc. - (888) - CCI	283
Murphy-Harpst Children's Centers - (770) - CCI	286
North Georgia Angel House - (925) - CCI	289
Northwest Georgia Girls Home - (779) - CCI	292
Open Arms - Bridge I - Miller Rd. (787) - CCI	295
Open Arms Children's Network - dba Ordered Steps Home for Girls (4320) - CCI	298
Open Arms of Blue Ridge, Inc. - (5135) - CCI	301
Open Door Home - Boys Annex Long Term Program (940) - CCI	304
Open Door Home - Girls Annex Long Term Program (939) - CCI	307
Our House for Kids - (792) - CCI	310
Park Place Outreach (formerly Marshland Foundation) - (732) - CCI	313

**Table of Contents**

Provider	Page
Positive Growth - Ponce De Leon Ave. (795) - CCI	316
Positive Growth - Ponce de Leon Ave. II - TLP (955) - CCI	319
Psychiatric Solutions (formerly HHC Augusta) - Lighthouse of Augusta (726) - CCI	322
Rainbow Children's Home - (809) - CCI	325
Rainbow House Emergency Shelter for Children - (810) - CCI	328
Raintree Village - Lowndes County (811) - CCI	331
Refuge House, The - (945) - CCI	334
Safe Harbor Children's Center, Inc. - (820) - CCI	337
Safe Harbor Children's Center, Inc. - Hamer House (4958) - CCI	340
Seeds of Excellence - (5154) - CCI	343
Smith Group Home - (824) - CCI	346
Star Island - (1021) - CCI	349
Stroman Account & Property - dba My Sister's Keeper (892) - CCI	352
Taking A Step Beyond - (5158) - CCI	355
Testament Health & Counseling Services, LLC - Testament House (5197) - CCI	358
The Good Shepherd Ranch - (5193) - CCI	361
Treutlen House at New Ebenezer, Inc. - (4228) - CCI	364
Turning Point Homes - Ahmonie's Cottage (1003) - CCI	367
Turning Point Homes - Francois Cottage (829) - CCI	370
Turning Point Homes - Joshua Cottage I (830) - CCI	373
Turning Point Homes - Turning Point Cottage (833) - CCI	376
Twin Cedars Youth Services (formerly Georgia Industrial Children's Home) - Campus of Twin Cedar Youth Service (4340) - CCI	379
Twin Cedars Youth Services - Anne Elizabeth Shepherd (835) - CCI	382
Twin Cedars Youth Services - Bradfield Center (846) - CCI	385
Twin Cedars Youth Services - Connections (837) - CCI	388
Twin Cedars Youth Services - Magnolia Second Chance Home (844) - CCI	391
Twin Cedars Youth Services - Reality House (841) - CCI	394
Vanessa's Place - (5162) - CCI	397
Vashti Center, The - (852) - CCI	400
Vision Youth Services - Boys (5125) - CCI	403
Vision Youth Services - Girls (5124) - CCI	406
Visions of Hope for Boys - (978) - CCI	409
Wellspring Living, Inc. - (5168) - CCI	412
Young Adult Guidance Center, The - (860) - CCI	415
Youth Villages (Inner Harbour Campus) - Douglas Center: Girls (624) - CCI	418



DHS, DFCS, Office of Provider Management
RBWO Provider GA+SCORECARD - CCI
FY2016 - Quarter 1



Table of Contents

Provider	Page
Youth Villages (Inner Harbour Campus) - Douglasville: The Ranch Boys (711) - CCI	421
Youth Villages (Inner Harbour Campus) - EXCEL Program: Boys (1027) - CCI	424



DHS, DFCS, Office of Provider Management
Performance-Based Placement Measures
RBWO Provider GA+SCORECARD - CCI



Report Quarter: Q1 FY2016

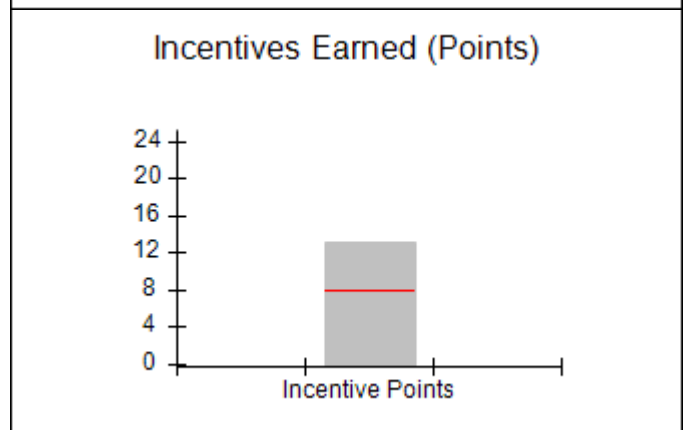
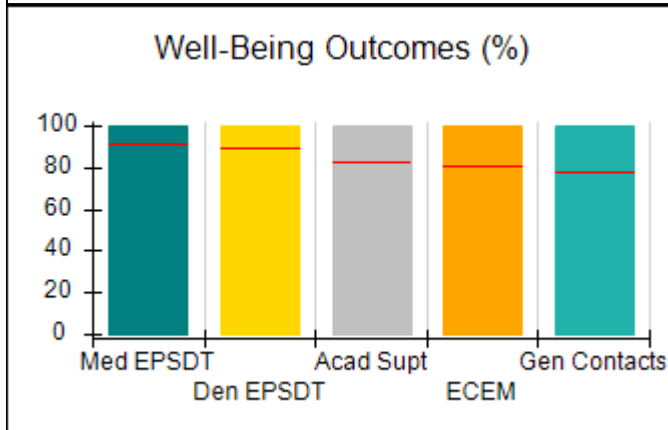
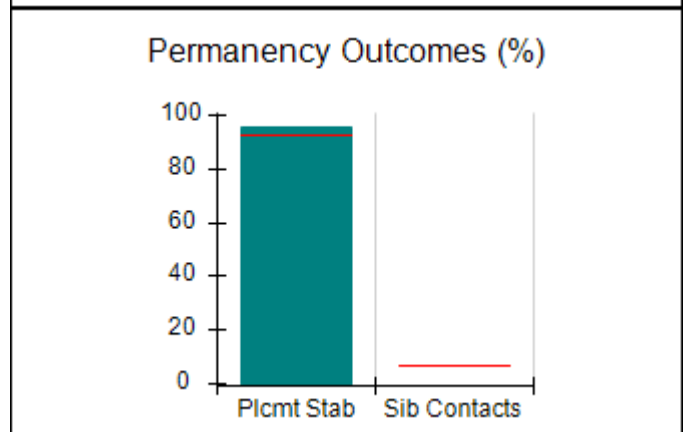
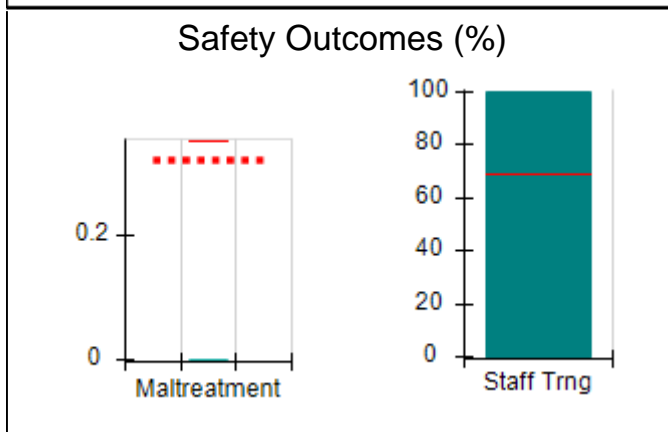
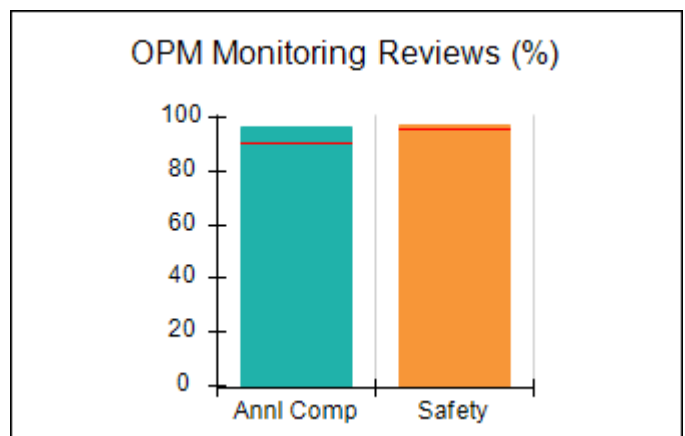
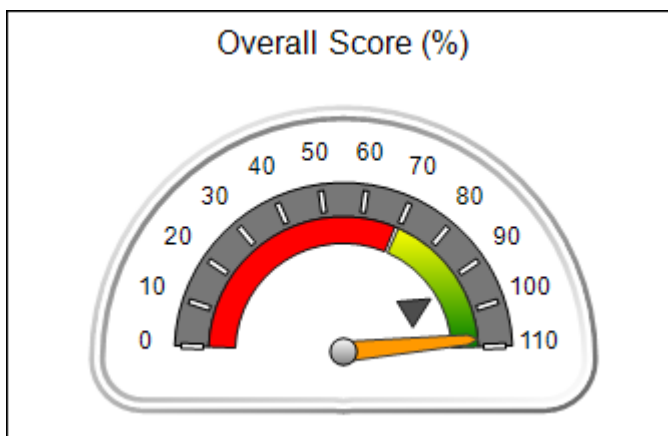
Provider/Program Name: A Friend's House - (563) - CCI

111 Henry Pkwy., McDonough, GA 30253 Phone: 678-432-1630 Vendor ID# 35215	Quarterly Scores (Grades)		Current Quarter Score (Grade)
	Q1: 107.86 (A+)	Q2: 107.73 (A+)	107.86% (A+)
	Q3: 109.32 (A+)	Q4: 107.32 (A+)	
Program Census Information:	# Children in Care During Quarter: 27	# Placements During Quarter: 27	# Children in Care On Last Day: 15

Quarterly Provider Comparisons to All CCIs

■■■■■■■■ indicates MalTx Threshold

▼ ————— indicates average for all CCIs





DHS, DFCS, Office of Provider Management
Performance-Based Placement Measures
RBWO Provider GA+SCORECARD - CCI
Report Quarter: Q1 FY2016



Provider/Program Name: A Friend's House - (563) - CCI

111 Henry Pkwy., McDonough, GA 30253 Phone: 678-432-1630 Vendor ID# 35215	Quarterly Scores (Grades)		Current Quarter Score (Grade)
	Q1: 107.86 (A+)	Q2: 107.73 (A+)	107.86%
	Q3: 109.32 (A+)	Q4: 107.32 (A+)	(A+)

Program Census Information:	# Children in Care During Quarter: 27	# Placements During Quarter: 27	# Children in Care On Last Day: 15
-----------------------------	---------------------------------------	---------------------------------	------------------------------------

	Avg Performance All CCIs (%)	Provider Performance (%)*	Possible Points (Weight)	Provider Points Earned
--	------------------------------	---------------------------	--------------------------	------------------------

OPM Monitoring Reviews

Annual Comprehensive Reviews	90%	96%	25	24.08
Safety Reviews	96%	97%	15	14.58
Monitoring Sub-Total			40	38.66

CCI Safety Outcomes

Incidence of Maltreatment	0.35%	No Substantiated Reports	10	10.00
Staff Training	69%	100%	4	4.00
Safety Sub-Total			14	14.00

CCI Permanency Outcomes

Placement Stability	93%	96%	20	19.20
Sibling Contacts	7%	None Planned		
Permanency Sub-Total			20	19.20

CCI Well-Being Outcomes

EPSDT Medical Visits	91%	100%	4	4.00
EPSDT Dental Visits	89%	100%	4	4.00
Academic Supports	82%	100%	4	4.00
Provider ECEM Visits	80%	100%	7	7.00
Provider General Contacts	77%	100%	7	7.00
Well-Being Sub-Total			26	26.00

*Performance calculation descriptions can be found in the FY 2016 RBWO PBP Measurements and Standards Guide.

Monitoring & Outcomes: Possible Points = 100	Points Earned = 97.86
Score Before Incentives Credit	97.86%
Incentives Awarded	10.00 pts
PBP Verification	N/A pts
Total Score	107.86%

Provider/Program Name: A Friend's House - (563) - CCI



DHS, DFCS, Office of Provider Management
Performance-Based Placement Measures
RBWO Provider GA+SCORECARD - CCI



Report Quarter: Q1 FY2016

Program Census Information:		# Children in Care During Quarter: 27	# Placements During Quarter: 27	# Children in Care On Last Day: 15
CCI Incentive Credits	Avg Performance All CCIs (Points)	Provider Performance (%)*	Possible Points (Weight)	Provider Points Earned
Early EPSDT Medical Visits		100%	2	2.00
Early EPSDT Dental Visits		100%	2	2.00
Permanency Contacts		100%	5	5.00
Additional Academic Supports		5%	2	0.10
Active Agency Accreditation		0%	4	0.00
Staff Clinical Licensure		0%	5	0.00
Behavior Management (threshold = 0)		100%	4	4.00
Incentives Total	7.91		24	13.10
Maximum total combined incentive credit allowed is 10 points.			Incentives Awarded	10.00

*Performance calculation descriptions can be found in the FY 2016 RBWO PBP Measurements and Standards Guide.

Child Protective Services Investigations and Dispositions

The following investigations data, which is not used for scoring but is considered significant to a provider's performance, is from Georgia SHINES and is not considered final or complete until the end of the fiscal year.

Total Reports:	0
Number Screened In:	0
Number Screened Out:	0
Number Substantiated:	0
Number Unsubstantiated:	0
Number Active CPS Investigations:	0



DHS, DFCS, Office of Provider Management
Performance-Based Placement Measures
RBWO Provider GA+SCORECARD - CCI



Report Quarter: Q1 FY2016

Provider/Program Name: ACES Youth Home, Inc. - (formerly Appalachian Children's Shelter) (5167) - CCI

133 Cares Drive, Jasper, GA 30143

Phone: 706-253-2375

Vendor ID# 115379

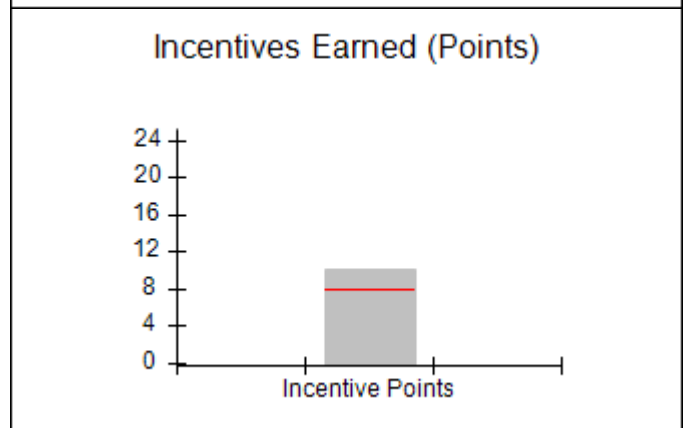
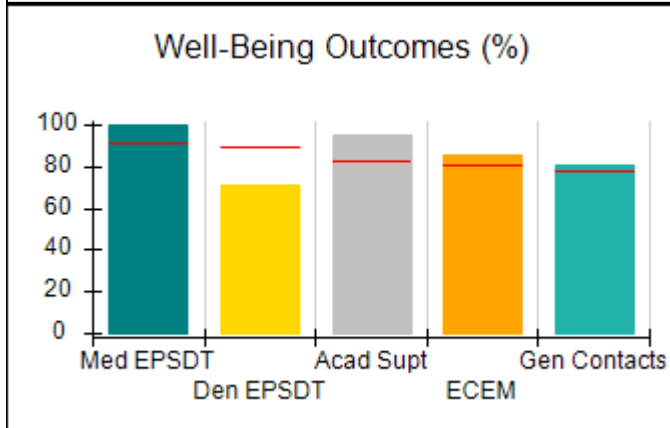
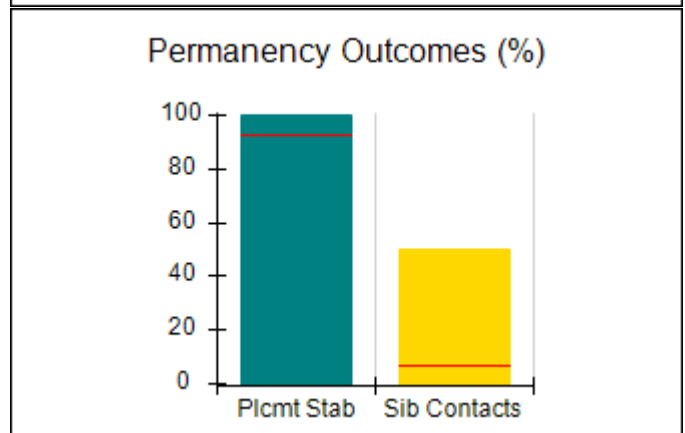
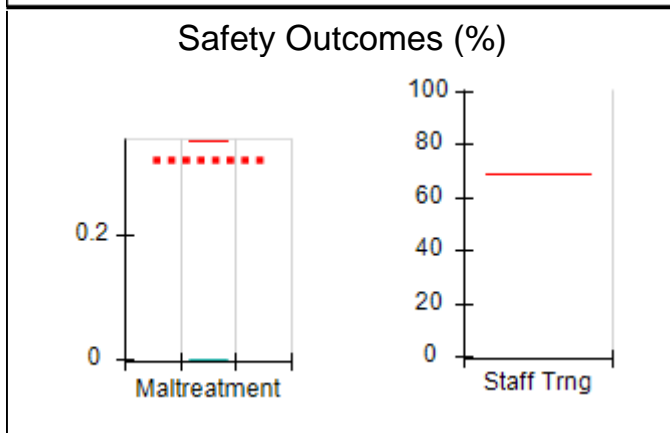
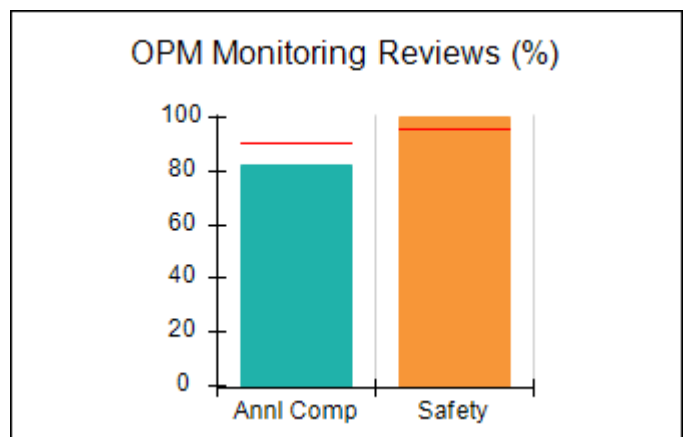
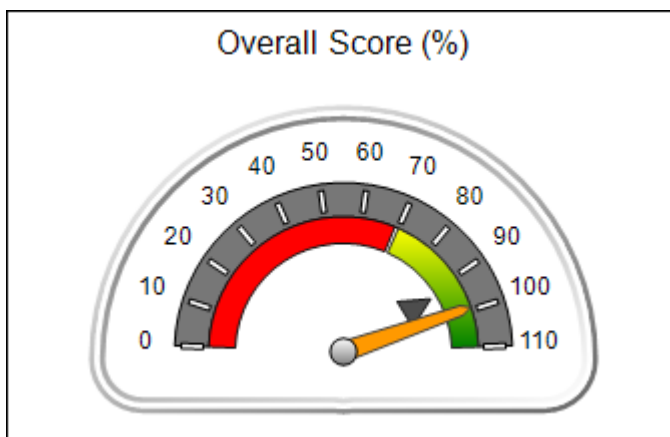
Quarterly Scores (Grades)		Current Quarter Score (Grade)
Q1: 99.26 (A+)	Q2: 99.39 (A+)	99.26% (A+)
Q3: 87.11 (B+)	Q4: 72.93 (C-)	

Program Census Information:	# Children in Care During Quarter: 9	# Placements During Quarter: 9	# Children in Care On Last Day: 7
-----------------------------	--------------------------------------	--------------------------------	-----------------------------------

Quarterly Provider Comparisons to All CCIs

■■■■■■■■ indicates MalTx Threshold

▼ ————— indicates average for all CCIs





DHS, DFCS, Office of Provider Management
Performance-Based Placement Measures
RBWO Provider GA+SCORECARD - CCI



Report Quarter: Q1 FY2016

Provider/Program Name: ACES Youth Home, Inc. - (formerly Appalachian Children's Shelter) (5167) - CCI				
133 Cares Drive, Jasper, GA 30143		Quarterly Scores (Grades)		Current Quarter Score (Grade)
Phone: 706-253-2375		Q1: 99.26 (A+)	Q2: 99.39 (A+)	99.26%
Vendor ID# 115379		Q3: 87.11 (B+)	Q4: 72.93 (C-)	(A+)
Program Census Information:		# Children in Care During Quarter: 9	# Placements During Quarter: 9	# Children in Care On Last Day: 7
	Avg Performance All CCIs (%)	Provider Performance (%)*	Possible Points (Weight)	Provider Points Earned
OPM Monitoring Reviews				
Annual Comprehensive Reviews	90%	82%	25	20.50
Safety Reviews	96%	100%	15	15.00
Monitoring Sub-Total			40	35.50
CCI Safety Outcomes				
Incidence of Maltreatment	0.35%	No Substantiated Reports	14	14.00
Staff Training	69%	Not Eligible		
Safety Sub-Total			14	14.00
CCI Permanency Outcomes				
Placement Stability	93%	100%	15	15.00
Sibling Contacts	7%	50%	5	2.50
Permanency Sub-Total			20	17.50
CCI Well-Being Outcomes				
EPSDT Medical Visits	91%	100%	4	4.00
EPSDT Dental Visits	89%	71%	4	2.84
Academic Supports	82%	95%	4	3.80
Provider ECEM Visits	80%	85%	7	5.95
Provider General Contacts	77%	81%	7	5.67
Well-Being Sub-Total			26	22.26
*Performance calculation descriptions can be found in the FY 2016 RBWO PBP Measurements and Standards Guide.				

Monitoring & Outcomes: Possible Points = 100		Points Earned = 89.26	
Score Before Incentives Credit			89.26%
Incentives Awarded			10.00 pts
PBP Verification			N/A pts
Total Score			99.26%

Provider/Program Name: ACES Youth Home, Inc. - (formerly Appalachian Children's Shelter) (5167) - CCI



DHS, DFCS, Office of Provider Management
Performance-Based Placement Measures
RBWO Provider GA+SCORECARD - CCI



Report Quarter: Q1 FY2016

Program Census Information:		# Children in Care During Quarter: 9	# Placements During Quarter: 9	# Children in Care On Last Day: 7
CCI Incentive Credits	Avg Performance All CCIs (Points)	Provider Performance (%)*	Possible Points (Weight)	Provider Points Earned
Early EPSDT Medical Visits		100%	2	2.00
Early EPSDT Dental Visits		0%	2	0.00
Permanency Contacts		56%	5	2.80
Additional Academic Supports		63%	2	1.26
Active Agency Accreditation		0%	4	0.00
Staff Clinical Licensure		0%	5	0.00
Behavior Management (threshold = 0)		100%	4	4.00
Incentives Total	7.91		24	10.06
Maximum total combined incentive credit allowed is 10 points.			Incentives Awarded	10.00
*Performance calculation descriptions can be found in the FY 2016 RBWO PBP Measurements and Standards Guide.				

Child Protective Services Investigations and Dispositions

The following investigations data, which is not used for scoring but is considered significant to a provider's performance, is from Georgia SHINES and is not considered final or complete until the end of the fiscal year.

Total Reports:	0
Number Screened In:	0
Number Screened Out:	0
Number Substantiated:	0
Number Unsubstantiated:	0
Number Active CPS Investigations:	0



DHS, DFCS, Office of Provider Management
Performance-Based Placement Measures
RBWO Provider GA+SCORECARD - CCI



Report Quarter: Q1 FY2016

Provider/Program Name: Advocates for Bartow's Children - Flowering Branch Children's Shelter (564) - CCI

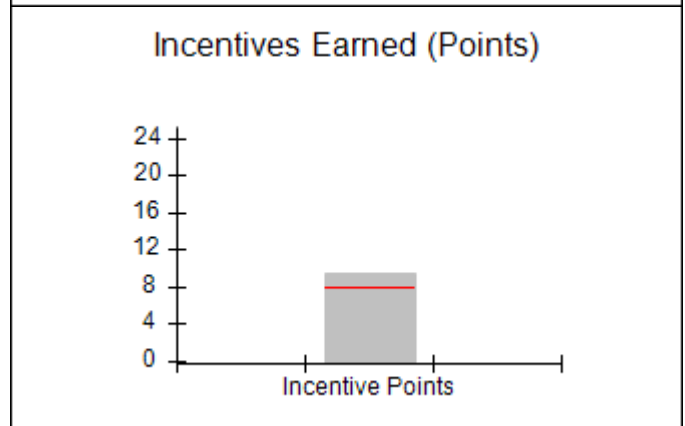
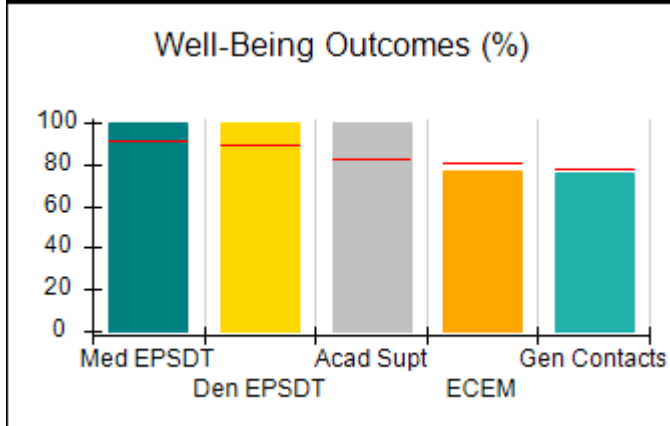
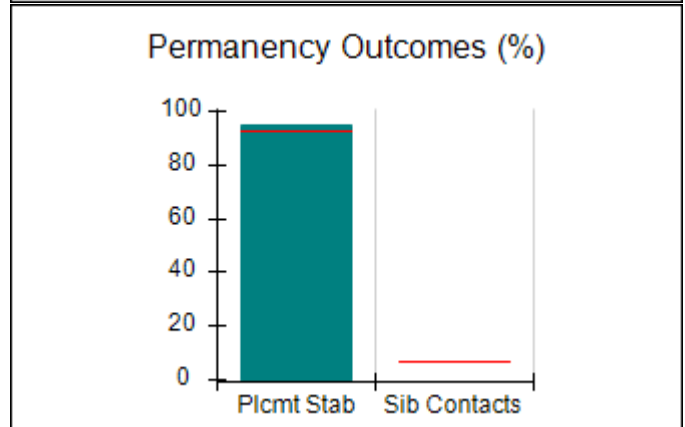
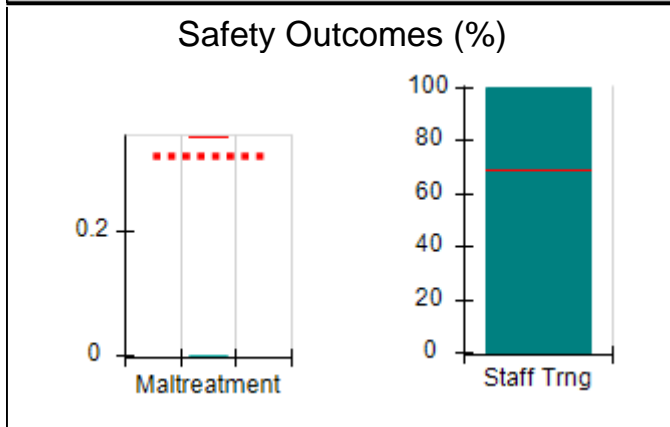
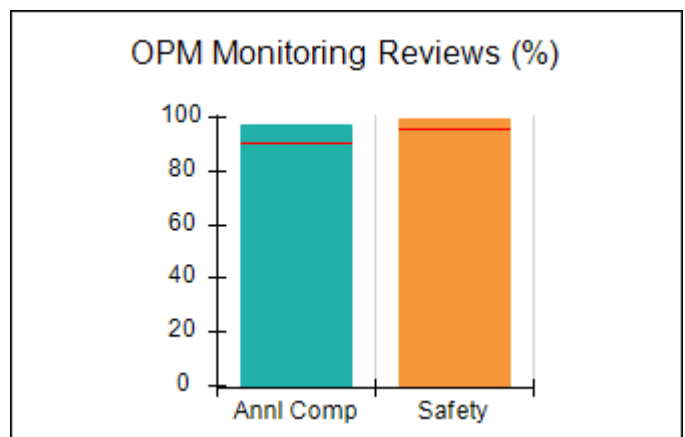
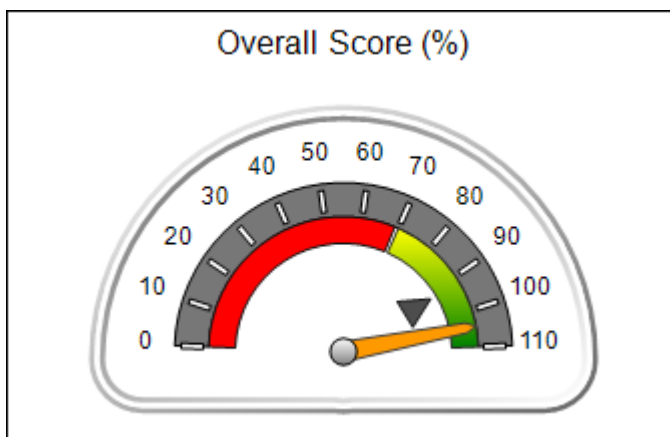
49 Monroe Crossing, Cartersville, GA 30120 Phone: 770-382-6180 Vendor ID# 35217	Quarterly Scores (Grades)		Current Quarter Score (Grade)
	Q1: 104.45 (A+)	Q2: 97.60 (A+)	104.45% (A+)
	Q3: 96.91 (A)	Q4: 101.24 (A+)	

Program Census Information:	# Children in Care During Quarter: 19	# Placements During Quarter: 19	# Children in Care On Last Day: 9
-----------------------------	---------------------------------------	---------------------------------	-----------------------------------

Quarterly Provider Comparisons to All CCIs

■■■■■■■■ indicates MalTx Threshold

▼ ————— indicates average for all CCIs





DHS, DFCS, Office of Provider Management
Performance-Based Placement Measures
RBWO Provider GA+SCORECARD - CCI



Report Quarter: Q1 FY2016

Provider/Program Name: Advocates for Bartow's Children - Flowering Branch Children's Shelter (564) - CCI

49 Monroe Crossing, Cartersville, GA 30120 Phone: 770-382-6180 Vendor ID# 35217	Quarterly Scores (Grades)		Current Quarter Score (Grade)
	Q1: 104.45 (A+)	Q2: 97.60 (A+)	104.45%
	Q3: 96.91 (A)	Q4: 101.24 (A+)	(A+)

Program Census Information:	# Children in Care During Quarter: 19	# Placements During Quarter: 19	# Children in Care On Last Day: 9
------------------------------------	--	--	--

	Avg Performance All CCIs (%)	Provider Performance (%)*	Possible Points (Weight)	Provider Points Earned
--	-------------------------------------	----------------------------------	---------------------------------	-------------------------------

OPM Monitoring Reviews

Annual Comprehensive Reviews	90%	97%	25	24.33
Safety Reviews	96%	99%	15	14.91
Monitoring Sub-Total			40	39.24

CCI Safety Outcomes

Incidence of Maltreatment	0.35%	No Substantiated Reports	10	10.00
Staff Training	69%	100%	4	4.00
Safety Sub-Total			14	14.00

CCI Permanency Outcomes

Placement Stability	93%	95%	20	19.00
Sibling Contacts	7%	None Planned		
Permanency Sub-Total			20	19.00

CCI Well-Being Outcomes

EPSDT Medical Visits	91%	100%	4	4.00
EPSDT Dental Visits	89%	100%	4	4.00
Academic Supports	82%	100%	4	4.00
Provider ECEM Visits	80%	77%	7	5.39
Provider General Contacts	77%	76%	7	5.32
Well-Being Sub-Total			26	22.71

*Performance calculation descriptions can be found in the FY 2016 RBWO PBP Measurements and Standards Guide.

Monitoring & Outcomes: Possible Points = 100		Points Earned = 94.95	
Score Before Incentives Credit		94.95%	
Incentives Awarded		9.50 pts	
PBP Verification		N/A pts	
Total Score		104.45%	

Provider/Program Name: Advocates for Bartow's Children - Flowering Branch Children's Shelter (564) - CCI



DHS, DFCS, Office of Provider Management
Performance-Based Placement Measures
RBWO Provider GA+SCORECARD - CCI



Report Quarter: Q1 FY2016

Program Census Information:		# Children in Care During Quarter: 19	# Placements During Quarter: 19	# Children in Care On Last Day: 9
CCI Incentive Credits	Avg Performance All CCIs (Points)	Provider Performance (%)*	Possible Points (Weight)	Provider Points Earned
Early EPSDT Medical Visits		100%	2	2.00
Early EPSDT Dental Visits		100%	2	2.00
Permanency Contacts		0%	5	0.00
Additional Academic Supports		75%	2	1.50
Active Agency Accreditation		0%	4	0.00
Staff Clinical Licensure		0%	5	0.00
Behavior Management (threshold = 0)		100%	4	4.00
Incentives Total	7.91		24	9.50
Maximum total combined incentive credit allowed is 10 points.			Incentives Awarded	9.50
*Performance calculation descriptions can be found in the FY 2016 RBWO PBP Measurements and Standards Guide.				

Child Protective Services Investigations and Dispositions		
The following investigations data, which is not used for scoring but is considered significant to a provider's performance, is from Georgia SHINES and is not considered final or complete until the end of the fiscal year.		
Total Reports:	1	
Number Screened In:	0	
Number Screened Out:	1	
Number Substantiated:	0	
Number Unsubstantiated:	0	
Number Active CPS Investigations:	0	



DHS, DFCS, Office of Provider Management
Performance-Based Placement Measures
RBWO Provider GA+SCORECARD - CCI



Report Quarter: Q1 FY2016

Provider/Program Name: Agape Behavioral Healthcare, Inc. - (694) - CCI

3830 Old Gordon Rd, Atlanta, GA 30336

Phone: 404-505-7619

Vendor ID# 35410

Quarterly Scores (Grades)

Q1: 92.52 (A-)

Q2: 92.86 (A-)

Q3: 95.49 (A)

Q4: 85.60 (B)

Current Quarter Score (Grade)

92.52%

(A-)

Program Census Information:

Children in Care During Quarter: 22

Placements During Quarter: 22

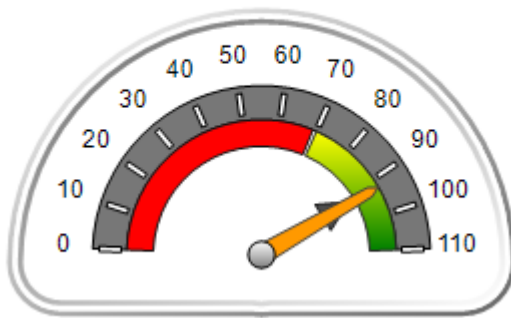
Children in Care On Last Day: 9

Quarterly Provider Comparisons to All CCIs

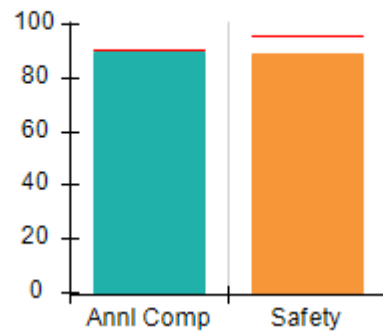
■■■■■■■■ indicates MalTx Threshold

▼ indicates average for all CCIs

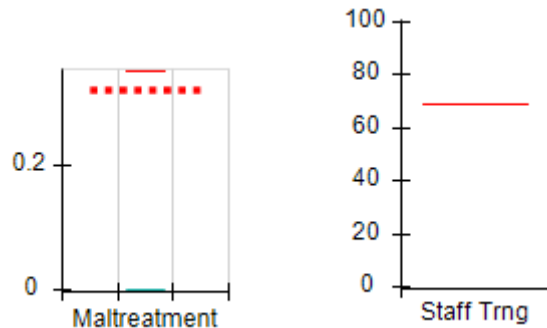
Overall Score (%)



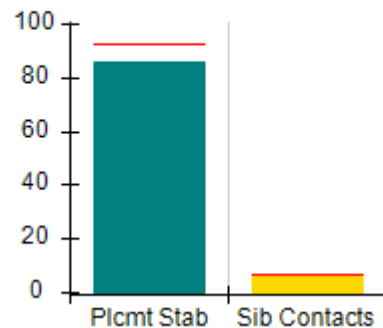
OPM Monitoring Reviews (%)



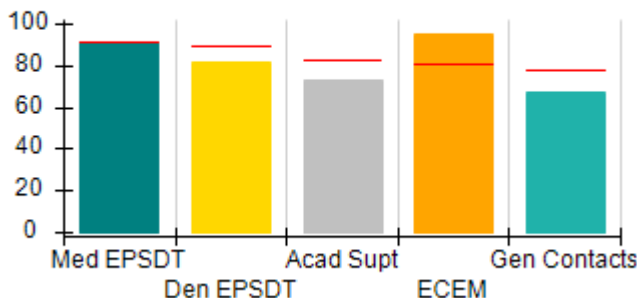
Safety Outcomes (%)



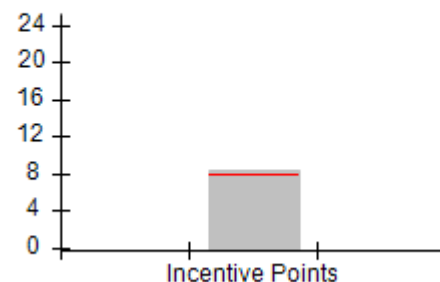
Permanency Outcomes (%)



Well-Being Outcomes (%)



Incentives Earned (Points)





DHS, DFCS, Office of Provider Management
Performance-Based Placement Measures
RBWO Provider GA+SCORECARD - CCI
Report Quarter: Q1 FY2016



Provider/Program Name: Agape Behavioral Healthcare, Inc. - (694) - CCI				
3830 Old Gordon Rd, Atlanta, GA 30336		Quarterly Scores (Grades)		Current Quarter Score (Grade)
Phone: 404-505-7619		Q1: 92.52 (A-)	Q2: 92.86 (A-)	92.52%
Vendor ID# 35410		Q3: 95.49 (A)	Q4: 85.60 (B)	(A-)
Program Census Information:		# Children in Care During Quarter: 22	# Placements During Quarter: 22	# Children in Care On Last Day: 9
	Avg Performance All CCIs (%)	Provider Performance (%)*	Possible Points (Weight)	Provider Points Earned
OPM Monitoring Reviews				
Annual Comprehensive Reviews	90%	90%	25	22.42
Safety Reviews	96%	89%	15	13.36
Monitoring Sub-Total			40	35.78
CCI Safety Outcomes				
Incidence of Maltreatment	0.35%	No Substantiated Reports	14	14.00
Staff Training	69%	Not Eligible		
Safety Sub-Total			14	14.00
CCI Permanency Outcomes				
Placement Stability	93%	86%	15	12.90
Sibling Contacts	7%	6%	5	0.30
Permanency Sub-Total			20	13.20
CCI Well-Being Outcomes				
EPSDT Medical Visits	91%	91%	4	3.64
EPSDT Dental Visits	89%	82%	4	3.28
Academic Supports	82%	73%	4	2.92
Provider ECEM Visits	80%	95%	7	6.65
Provider General Contacts	77%	67%	7	4.69
Well-Being Sub-Total			26	21.18
*Performance calculation descriptions can be found in the FY 2016 RBWO PBP Measurements and Standards Guide.				

Monitoring & Outcomes: Possible Points = 100		Points Earned = 84.16	
Score Before Incentives Credit			84.16%
Incentives Awarded			8.36 pts
PBP Verification			N/A pts
Total Score			92.52%

Provider/Program Name: Agape Behavioral Healthcare, Inc. - (694) - CCI



DHS, DFCS, Office of Provider Management
Performance-Based Placement Measures
RBWO Provider GA+SCORECARD - CCI



Report Quarter: Q1 FY2016

Program Census Information:		# Children in Care During Quarter: 22	# Placements During Quarter: 22	# Children in Care On Last Day: 9
CCI Incentive Credits	Avg Performance All CCIs (Points)	Provider Performance (%)*	Possible Points (Weight)	Provider Points Earned
Early EPSDT Medical Visits		88%	2	1.76
Early EPSDT Dental Visits		75%	2	1.50
Permanency Contacts		6%	5	0.30
Additional Academic Supports		40%	2	0.80
Active Agency Accreditation		0%	4	0.00
Staff Clinical Licensure		0%	5	0.00
Behavior Management (threshold = 0)		100%	4	4.00
Incentives Total	7.91		24	8.36
Maximum total combined incentive credit allowed is 10 points.			Incentives Awarded	8.36
*Performance calculation descriptions can be found in the FY 2016 RBWO PBP Measurements and Standards Guide.				

Child Protective Services Investigations and Dispositions		
The following investigations data, which is not used for scoring but is considered significant to a provider's performance, is from Georgia SHINES and is not considered final or complete until the end of the fiscal year.		
Total Reports:	0	
Number Screened In:	0	
Number Screened Out:	0	
Number Substantiated:	0	
Number Unsubstantiated:	0	
Number Active CPS Investigations:	0	



DHS, DFCS, Office of Provider Management
Performance-Based Placement Measures
RBWO Provider GA+SCORECARD - CCI



Report Quarter: Q1 FY2016

Provider/Program Name: Alternative Youth Services, Inc. - (667) - CCI

211 Goose Hollow Road, Reynolds, GA 31076

Phone: 478-847-2900

Vendor ID# 35223

Quarterly Scores (Grades)

Q1: 77.59 (C+)

Q2: 84.49 (B)

Q3: 86.37 (B)

Q4: 79.96 (C+)

Current Quarter Score (Grade)

77.59%

(C+)

Program Census Information:

Children in Care During Quarter: 64

Placements During Quarter: 67

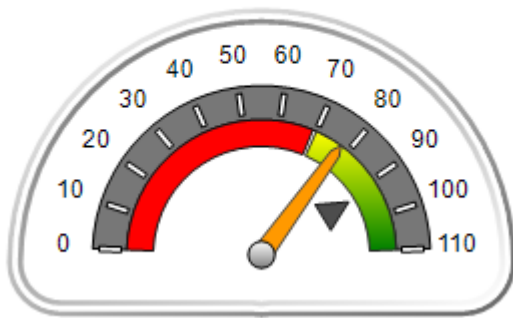
Children in Care On Last Day: 37

Quarterly Provider Comparisons to All CCIs

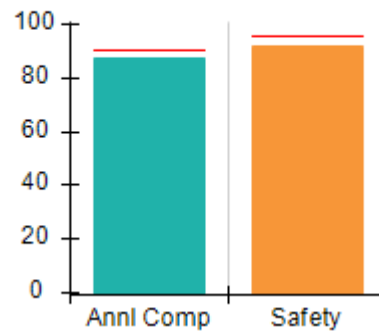
■■■■■■■■ indicates MalTx Threshold

▼ ————— indicates average for all CCIs

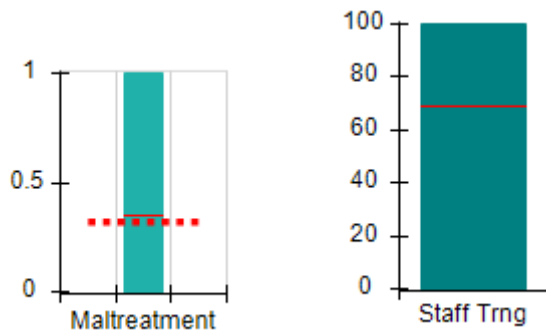
Overall Score (%)



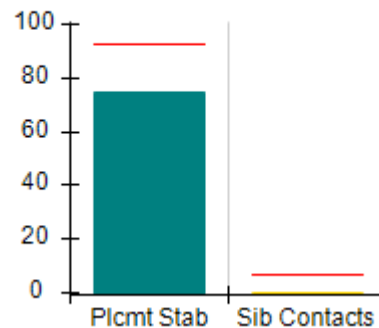
OPM Monitoring Reviews (%)



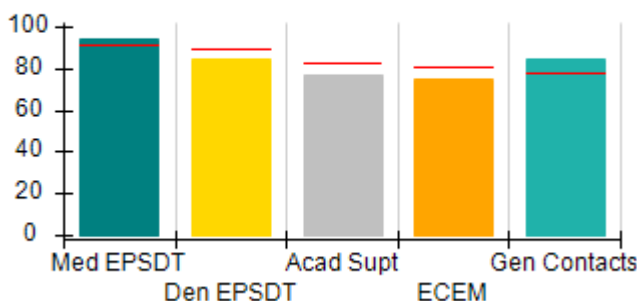
Safety Outcomes (%)



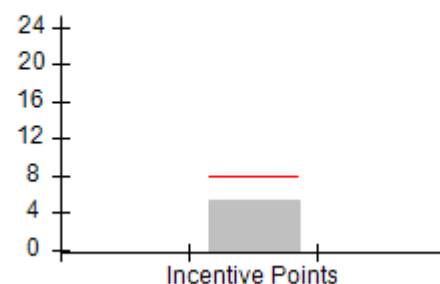
Permanency Outcomes (%)



Well-Being Outcomes (%)



Incentives Earned (Points)





DHS, DFCS, Office of Provider Management
Performance-Based Placement Measures
RBWO Provider GA+SCORECARD - CCI
Report Quarter: Q1 FY2016



Provider/Program Name: Alternative Youth Services, Inc. - (667) - CCI

211 Goose Hollow Road, Reynolds, GA 31076 Phone: 478-847-2900 Vendor ID# 35223	Quarterly Scores (Grades)		Current Quarter Score (Grade)
	Q1: 77.59 (C+)	Q2: 84.49 (B)	77.59%
	Q3: 86.37 (B)	Q4: 79.96 (C+)	(C+)

Program Census Information:	# Children in Care During Quarter: 64	# Placements During Quarter: 67	# Children in Care On Last Day: 37
-----------------------------	---------------------------------------	---------------------------------	------------------------------------

	Avg Performance All CCIs (%)	Provider Performance (%)*	Possible Points (Weight)	Provider Points Earned
--	-------------------------------------	----------------------------------	---------------------------------	-------------------------------

OPM Monitoring Reviews

Annual Comprehensive Reviews	90%	87%	25	21.83
Safety Reviews	96%	92%	15	13.82
Monitoring Sub-Total			40	35.65

CCI Safety Outcomes

Incidence of Maltreatment	0.35%	1% 1 Substantiated Rpt	10	0.00
Staff Training	69%	100%	4	4.00
Safety Sub-Total			14	4.00

CCI Permanency Outcomes

Placement Stability	93%	75%	15	11.25
Sibling Contacts	7%	0%	5	0.00
Permanency Sub-Total			20	11.25

CCI Well-Being Outcomes

EPSDT Medical Visits	91%	94%	4	3.76
EPSDT Dental Visits	89%	84%	4	3.36
Academic Supports	82%	77%	4	3.08
Provider ECEM Visits	80%	75%	7	5.25
Provider General Contacts	77%	84%	7	5.88
Well-Being Sub-Total			26	21.33

*Performance calculation descriptions can be found in the FY 2016 RBWO PBP Measurements and Standards Guide.

Monitoring & Outcomes: Possible Points = 100		Points Earned = 72.23	
Score Before Incentives Credit		72.23%	
Incentives Awarded		5.36 pts	
PBP Verification		N/A pts	
Total Score		77.59%	

Provider/Program Name: Alternative Youth Services, Inc. - (667) - CCI



DHS, DFCS, Office of Provider Management
Performance-Based Placement Measures
RBWO Provider GA+SCORECARD - CCI



Report Quarter: Q1 FY2016

Program Census Information:		# Children in Care During Quarter: 64	# Placements During Quarter: 67	# Children in Care On Last Day: 37
CCI Incentive Credits	Avg Performance All CCIs (Points)	Provider Performance (%)*	Possible Points (Weight)	Provider Points Earned
Early EPSDT Medical Visits		94%	2	1.88
Early EPSDT Dental Visits		74%	2	1.48
Permanency Contacts		0%	5	0.00
Additional Academic Supports		0%	2	0.00
Active Agency Accreditation		50%	4	2.00
Staff Clinical Licensure		0%	5	0.00
Behavior Management (threshold = 0)		0%	4	0.00
Incentives Total	7.91		24	5.36
Maximum total combined incentive credit allowed is 10 points.			Incentives Awarded	5.36

*Performance calculation descriptions can be found in the FY 2016 RBWO PBP Measurements and Standards Guide.

Child Protective Services Investigations and Dispositions		
The following investigations data, which is not used for scoring but is considered significant to a provider's performance, is from Georgia SHINES and is not considered final or complete until the end of the fiscal year.		
Total Reports:	6	
Number Screened In:	3	
Number Screened Out:	3	
Number Substantiated:	1	
Number Unsubstantiated:	2	
Number Active CPS Investigations:	0	



DHS, DFCS, Office of Provider Management
Performance-Based Placement Measures
RBWO Provider GA+SCORECARD - CCI
Report Quarter: Q1 FY2016



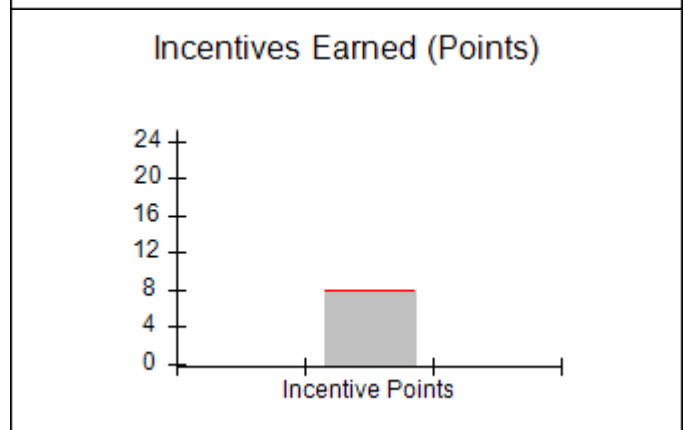
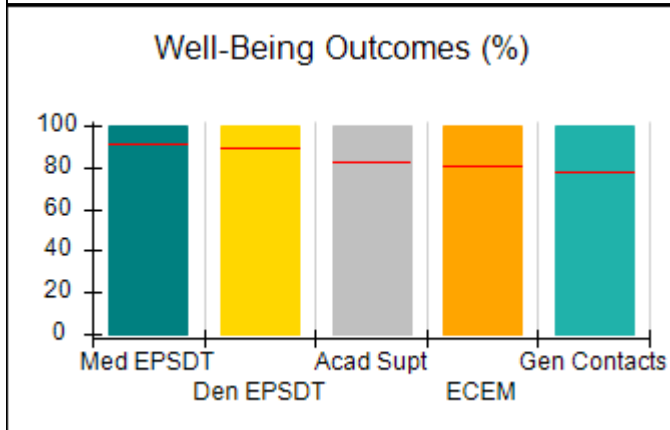
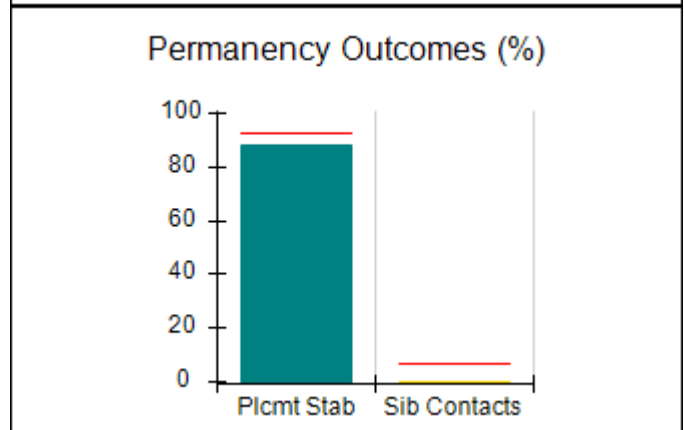
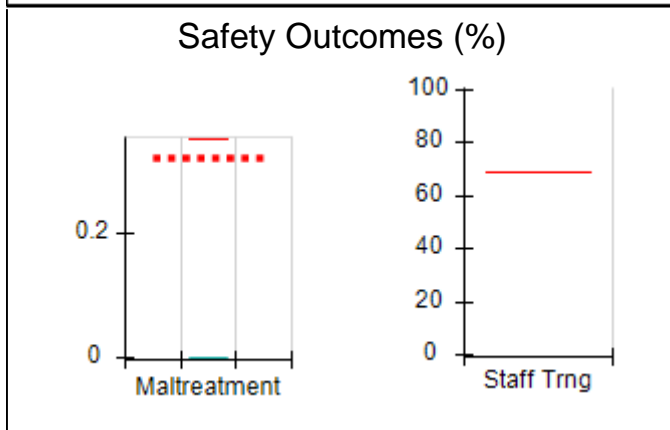
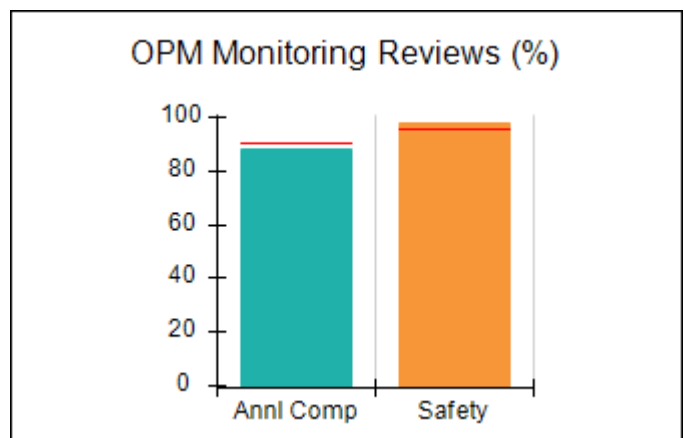
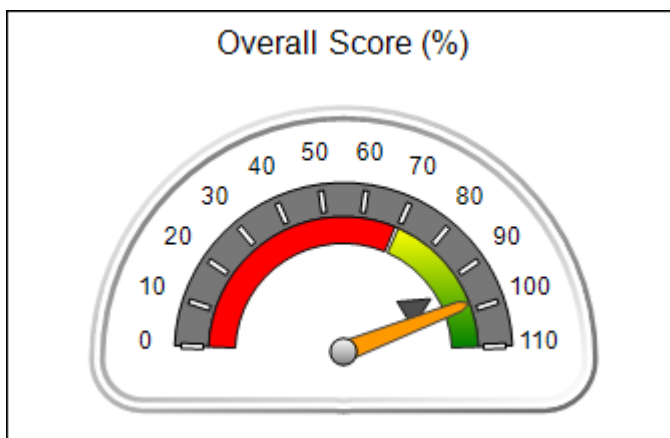
Provider/Program Name: Alyssa and Brothers, Inc. - dba Rowley Residence #2 (908) - CCI

4552 Dorset Circle, Decatur, GA 30035 Phone: 678 518-8633 Vendor ID# 35225	Quarterly Scores (Grades)		Current Quarter Score (Grade)
	Q1: 98.02 (A+)	Q2: 98.67 (A+)	98.02% (A+)
	Q3: 96.67 (A)	Q4: 93.81 (A-)	
Program Census Information:	# Children in Care During Quarter: 8	# Placements During Quarter: 8	# Children in Care On Last Day: 5

Quarterly Provider Comparisons to All CCIs

■■■■■■■■ indicates MalTx Threshold

▼ ————— indicates average for all CCIs





DHS, DFCS, Office of Provider Management
Performance-Based Placement Measures
RBWO Provider GA+SCORECARD - CCI
Report Quarter: Q1 FY2016



Provider/Program Name: Alyssa and Brothers, Inc. - dba Rowley Residence #2 (908) - CCI

4552 Dorset Circle, Decatur, GA 30035 Phone: 678 518-8633 Vendor ID# 35225	Quarterly Scores (Grades)		Current Quarter Score (Grade)
	Q1: 98.02 (A+)	Q2: 98.67 (A+)	98.02%
	Q3: 96.67 (A)	Q4: 93.81 (A-)	(A+)

Program Census Information:	# Children in Care During Quarter: 8	# Placements During Quarter: 8	# Children in Care On Last Day: 5
------------------------------------	---	---------------------------------------	--

	Avg Performance All CCIs (%)	Provider Performance (%)*	Possible Points (Weight)	Provider Points Earned
--	-------------------------------------	----------------------------------	---------------------------------	-------------------------------

OPM Monitoring Reviews

Annual Comprehensive Reviews	90%	88%	25	22.08
Safety Reviews	96%	98%	15	14.74
Monitoring Sub-Total			40	36.82

CCI Safety Outcomes

Incidence of Maltreatment	0.35%	No Substantiated Reports	14	14.00
Staff Training	69%	Not Eligible		
Safety Sub-Total			14	14.00

CCI Permanency Outcomes

Placement Stability	93%	88%	15	13.20
Sibling Contacts	7%	0%	5	0.00
Permanency Sub-Total			20	13.20

CCI Well-Being Outcomes

EPSDT Medical Visits	91%	100%	4	4.00
EPSDT Dental Visits	89%	100%	4	4.00
Academic Supports	82%	100%	4	4.00
Provider ECEM Visits	80%	100%	7	7.00
Provider General Contacts	77%	100%	7	7.00
Well-Being Sub-Total			26	26.00

*Performance calculation descriptions can be found in the FY 2016 RBWO PBP Measurements and Standards Guide.

Monitoring & Outcomes: Possible Points = 100	Points Earned = 90.02
Score Before Incentives Credit	90.02%
Incentives Awarded	8.00 pts
PBP Verification	N/A pts
Total Score	98.02%

Provider/Program Name: Alyssa and Brothers, Inc. - dba Rowley Residence #2 (908) - CCI



DHS, DFCS, Office of Provider Management
Performance-Based Placement Measures
RBWO Provider GA+SCORECARD - CCI



Report Quarter: Q1 FY2016

Program Census Information:		# Children in Care During Quarter: 8	# Placements During Quarter: 8	# Children in Care On Last Day: 5
CCI Incentive Credits	Avg Performance All CCIs (Points)	Provider Performance (%)*	Possible Points (Weight)	Provider Points Earned
Early EPSDT Medical Visits		100%	2	2.00
Early EPSDT Dental Visits		100%	2	2.00
Permanency Contacts		0%	5	0.00
Additional Academic Supports		0%	2	0.00
Active Agency Accreditation		0%	4	0.00
Staff Clinical Licensure		0%	5	0.00
Behavior Management (threshold = 0)		100%	4	4.00
Incentives Total	7.91		24	8.00
Maximum total combined incentive credit allowed is 10 points.			Incentives Awarded	8.00

*Performance calculation descriptions can be found in the FY 2016 RBWO PBP Measurements and Standards Guide.

Child Protective Services Investigations and Dispositions		
The following investigations data, which is not used for scoring but is considered significant to a provider's performance, is from Georgia SHINES and is not considered final or complete until the end of the fiscal year.		
Total Reports:	0	
Number Screened In:	0	
Number Screened Out:	0	
Number Substantiated:	0	
Number Unsubstantiated:	0	
Number Active CPS Investigations:	0	



DHS, DFCS, Office of Provider Management
Performance-Based Placement Measures
RBWO Provider GA+SCORECARD - CCI
Report Quarter: Q1 FY2016



Provider/Program Name: AMI Kids Savannah River - (5161) - CCI

626 Old River Road, Sylvania, GA 30467

Phone: 912-829-5300

Vendor ID# 117807

Quarterly Scores (Grades)

Q1: 75.77 (C)

Q2: 86.13 (B)

Q3: 94.93 (A)

Q4: 93.96 (A-)

Current Quarter Score (Grade)

75.77%

(C)

Program Census Information:

Children in Care During Quarter: 16

Placements During Quarter: 16

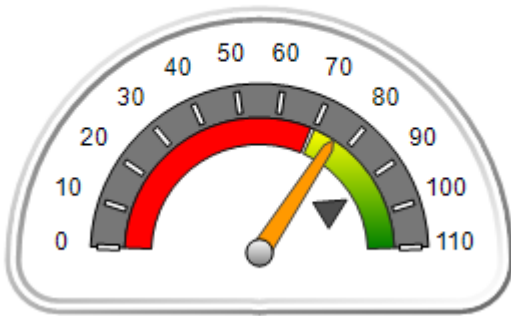
Children in Care On Last Day: 12

Quarterly Provider Comparisons to All CCIs

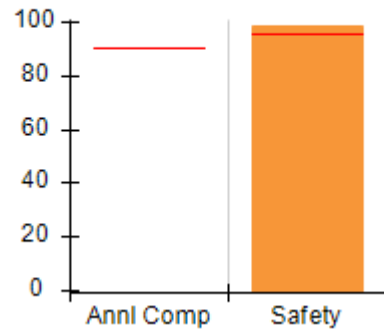
■■■■■■■■ indicates MalTx Threshold

▼ ————— indicates average for all CCIs

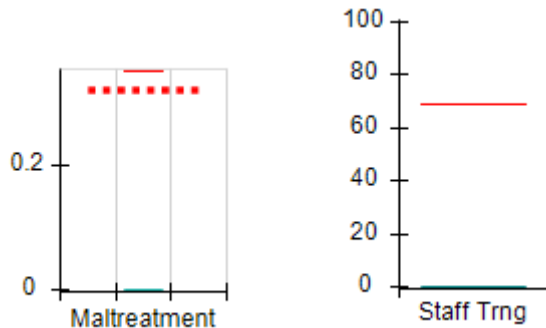
Overall Score (%)



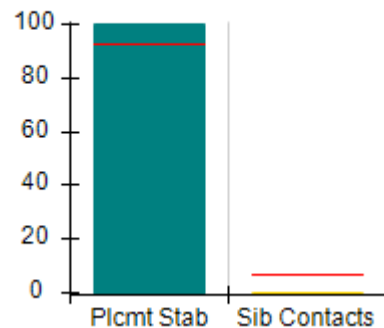
OPM Monitoring Reviews (%)



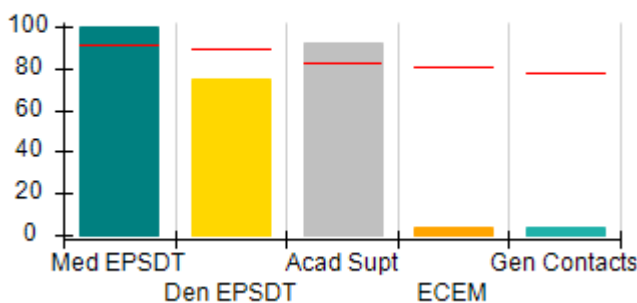
Safety Outcomes (%)



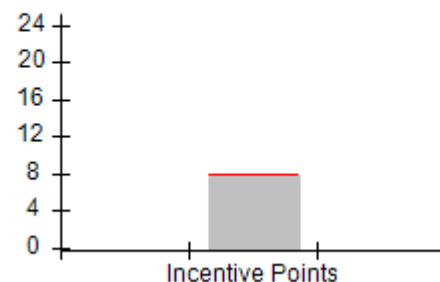
Permanency Outcomes (%)



Well-Being Outcomes (%)



Incentives Earned (Points)





DHS, DFCS, Office of Provider Management
Performance-Based Placement Measures
RBWO Provider GA+SCORECARD - CCI
Report Quarter: Q1 FY2016



Provider/Program Name: AMI Kids Savannah River - (5161) - CCI

626 Old River Road, Sylvania, GA 30467 Phone: 912-829-5300 Vendor ID# 117807	Quarterly Scores (Grades)		Current Quarter Score (Grade)
	Q1: 75.77 (C)	Q2: 86.13 (B)	75.77%
	Q3: 94.93 (A)	Q4: 93.96 (A-)	(C)

Program Census Information:	# Children in Care During Quarter: 16	# Placements During Quarter: 16	# Children in Care On Last Day: 12
-----------------------------	---------------------------------------	---------------------------------	------------------------------------

	Avg Performance All CCIs (%)	Provider Performance (%)*	Possible Points (Weight)	Provider Points Earned
--	-------------------------------------	----------------------------------	---------------------------------	-------------------------------

OPM Monitoring Reviews

Annual Comprehensive Reviews	90%	Not Yet Conducted		
Safety Reviews	96%	99%	15	14.85
Monitoring Sub-Total			15	14.85

CCI Safety Outcomes

Incidence of Maltreatment	0.35%	No Substantiated Reports	10	10.00
Staff Training	69%	0%	4	0.00
Safety Sub-Total			14	10.00

CCI Permanency Outcomes

Placement Stability	93%	100%	15	15.00
Sibling Contacts	7%	0%	5	0.00
Permanency Sub-Total			20	15.00

CCI Well-Being Outcomes

EPSDT Medical Visits	91%	100%	4	4.00
EPSDT Dental Visits	89%	75%	4	3.00
Academic Supports	82%	92%	4	3.68
Provider ECEM Visits	80%	4%	7	0.28
Provider General Contacts	77%	4%	7	0.28
Well-Being Sub-Total			26	11.24

*Performance calculation descriptions can be found in the FY 2016 RBWO PBP Measurements and Standards Guide.

Monitoring & Outcomes: Possible Points = 75		Points Earned = 51.09	
Score Before Incentives Credit			68.12%
Incentives Awarded			7.65 pts
PBP Verification			N/A pts
Total Score			75.77%

Provider/Program Name: AMI Kids Savannah River - (5161) - CCI



DHS, DFCS, Office of Provider Management
Performance-Based Placement Measures
RBWO Provider GA+SCORECARD - CCI



Report Quarter: Q1 FY2016

Program Census Information:		# Children in Care During Quarter: 16	# Placements During Quarter: 16	# Children in Care On Last Day: 12
CCI Incentive Credits	Avg Performance All CCIs (Points)	Provider Performance (%)*	Possible Points (Weight)	Provider Points Earned
Early EPSDT Medical Visits		100%	2	2.00
Early EPSDT Dental Visits		50%	2	1.00
Permanency Contacts		13%	5	0.65
Additional Academic Supports		0%	2	0.00
Active Agency Accreditation		0%	4	0.00
Staff Clinical Licensure		0%	5	0.00
Behavior Management (threshold = 0)		100%	4	4.00
Incentives Total	7.91		24	7.65
Maximum total combined incentive credit allowed is 10 points.			Incentives Awarded	7.65
*Performance calculation descriptions can be found in the FY 2016 RBWO PBP Measurements and Standards Guide.				

Child Protective Services Investigations and Dispositions

The following investigations data, which is not used for scoring but is considered significant to a provider's performance, is from Georgia SHINES and is not considered final or complete until the end of the fiscal year.

Total Reports:	0
Number Screened In:	0
Number Screened Out:	0
Number Substantiated:	0
Number Unsubstantiated:	0
Number Active CPS Investigations:	0



DHS, DFCS, Office of Provider Management
Performance-Based Placement Measures
RBWO Provider GA+SCORECARD - CCI



Report Quarter: Q1 FY2016

Provider/Program Name: Ark Family Counseling Center, The - Ricky Homes/Dallas (569) - CCI

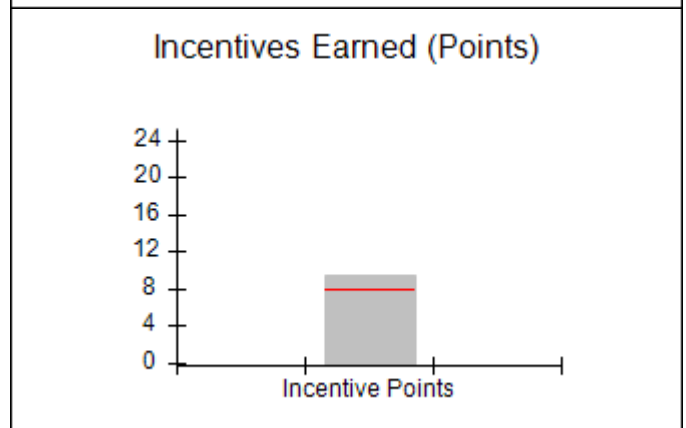
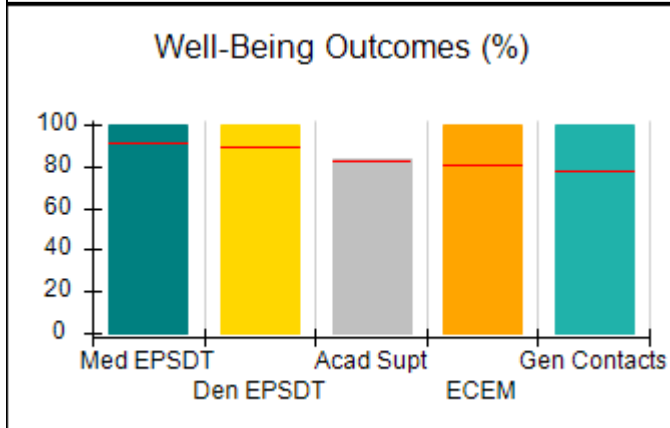
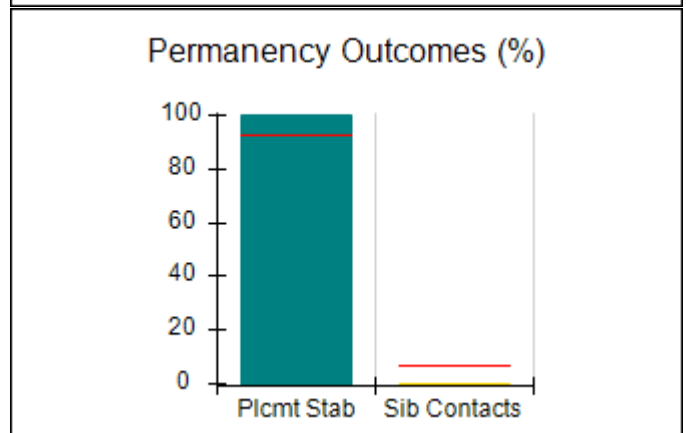
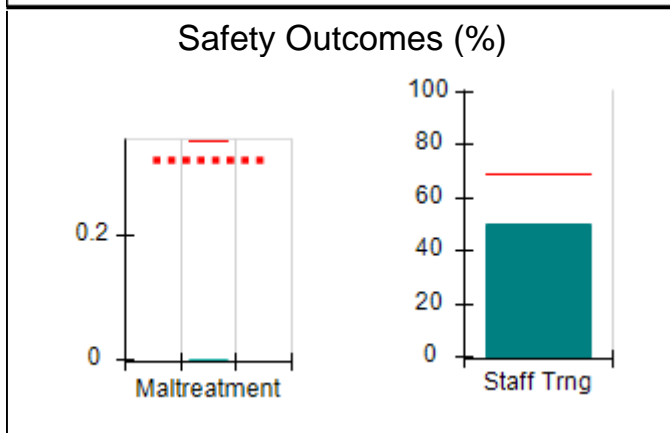
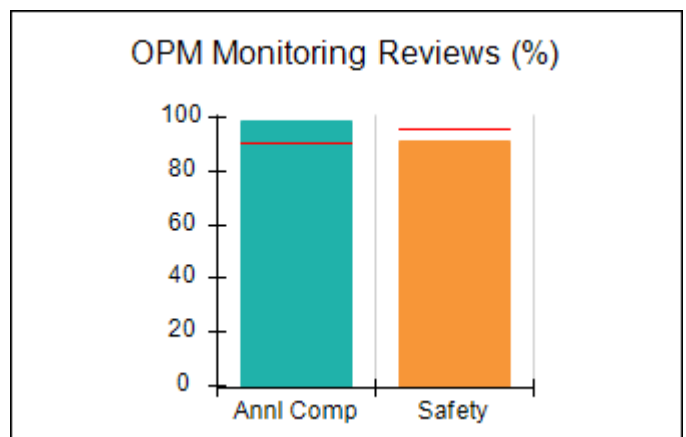
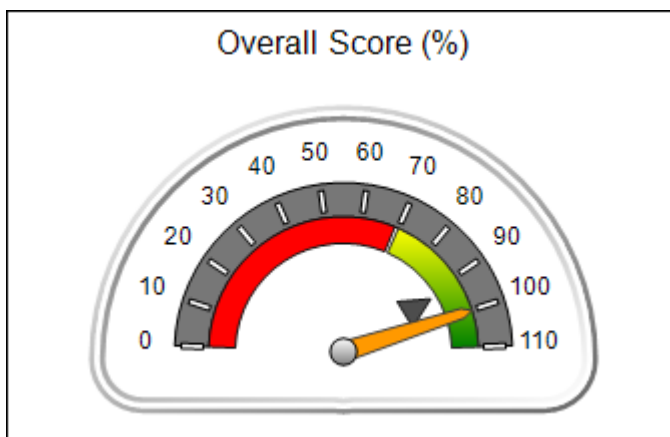
615 Brooks St., Dallas, GA 30157 Phone: 770-593-0913 Vendor ID# 35231	Quarterly Scores (Grades)		Current Quarter Score (Grade)
	Q1: 100.12 (A+)	Q2: 96.08 (A)	100.12% (A+)
	Q3: 99.99 (A+)	Q4: 86.76 (B)	

Program Census Information:	# Children in Care During Quarter: 8	# Placements During Quarter: 9	# Children in Care On Last Day: 5
-----------------------------	--------------------------------------	--------------------------------	-----------------------------------

Quarterly Provider Comparisons to All CCIs

■■■■■■■■ indicates MalTx Threshold

▼ ————— indicates average for all CCIs





DHS, DFCS, Office of Provider Management
Performance-Based Placement Measures
RBWO Provider GA+SCORECARD - CCI



Report Quarter: Q1 FY2016

Provider/Program Name: Ark Family Counseling Center, The - Ricky Homes/Dallas (569) - CCI

615 Brooks St., Dallas, GA 30157		Quarterly Scores (Grades)		Current Quarter Score (Grade)
Phone: 770-593-0913		Q1: 100.12 (A+)	Q2: 96.08 (A)	100.12% (A+)
Vendor ID# 35231		Q3: 99.99 (A+)	Q4: 86.76 (B)	
Program Census Information:		# Children in Care During Quarter: 8	# Placements During Quarter: 9	# Children in Care On Last Day: 5
	Avg Performance All CCIs (%)	Provider Performance (%)*	Possible Points (Weight)	Provider Points Earned
OPM Monitoring Reviews				
Annual Comprehensive Reviews	90%	99%	25	24.72
Safety Reviews	96%	92%	15	13.74
Monitoring Sub-Total			40	38.46
CCI Safety Outcomes				
Incidence of Maltreatment	0.35%	No Substantiated Reports	10	10.00
Staff Training	69%	50%	4	2.00
Safety Sub-Total			14	12.00
CCI Permanency Outcomes				
Placement Stability	93%	100%	15	15.00
Sibling Contacts	7%	0%	5	0.00
Permanency Sub-Total			20	15.00
CCI Well-Being Outcomes				
EPSDT Medical Visits	91%	100%	4	4.00
EPSDT Dental Visits	89%	100%	4	4.00
Academic Supports	82%	83%	4	3.32
Provider ECEM Visits	80%	100%	7	7.00
Provider General Contacts	77%	100%	7	7.00
Well-Being Sub-Total			26	25.32
*Performance calculation descriptions can be found in the FY 2016 RBWO PBP Measurements and Standards Guide.				

Monitoring & Outcomes: Possible Points = 100	Points Earned = 90.78
Score Before Incentives Credit	90.78%
Incentives Awarded	9.34 pts
PBP Verification	N/A pts
Total Score	100.12%

Provider/Program Name: Ark Family Counseling Center, The - Ricky Homes/Dallas (569) - CCI



DHS, DFCS, Office of Provider Management
Performance-Based Placement Measures
RBWO Provider GA+SCORECARD - CCI



Report Quarter: Q1 FY2016

Program Census Information:		# Children in Care During Quarter: 8	# Placements During Quarter: 9	# Children in Care On Last Day: 5
CCI Incentive Credits	Avg Performance All CCIs (Points)	Provider Performance (%)*	Possible Points (Weight)	Provider Points Earned
Early EPSDT Medical Visits		100%	2	2.00
Early EPSDT Dental Visits		100%	2	2.00
Permanency Contacts		0%	5	0.00
Additional Academic Supports		67%	2	1.34
Active Agency Accreditation		0%	4	0.00
Staff Clinical Licensure		0%	5	0.00
Behavior Management (threshold = 0)		100%	4	4.00
Incentives Total	7.91		24	9.34
Maximum total combined incentive credit allowed is 10 points.			Incentives Awarded	9.34

*Performance calculation descriptions can be found in the FY 2016 RBWO PBP Measurements and Standards Guide.

Child Protective Services Investigations and Dispositions		
The following investigations data, which is not used for scoring but is considered significant to a provider's performance, is from Georgia SHINES and is not considered final or complete until the end of the fiscal year.		
Total Reports:	0	
Number Screened In:	0	
Number Screened Out:	0	
Number Substantiated:	0	
Number Unsubstantiated:	0	
Number Active CPS Investigations:	0	



DHS, DFCS, Office of Provider Management
Performance-Based Placement Measures
RBWO Provider GA+SCORECARD - CCI



Report Quarter: Q1 FY2016

Provider/Program Name: Ark Family Counseling Center, The - Ricky Homes/Decatur (571) - CCI

2580 S. Hairston Road, Decatur, GA 30035

Phone: 770-593-0913

Vendor ID# 35229

Quarterly Scores (Grades)

Current Quarter Score (Grade)

Q1: 95.86 (A)

Q2: 94.40 (A)

95.86%

Q3: 95.86 (A)

Q4: 93.98 (A-)

(A)

Program Census Information:

Children in Care During Quarter: 5

Placements During Quarter: 5

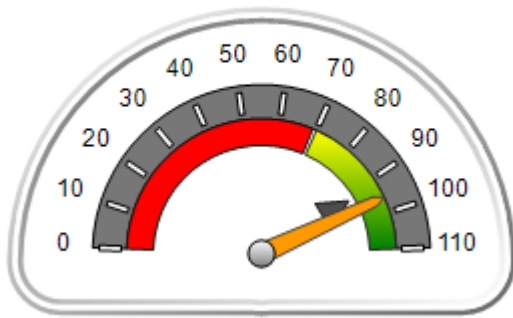
Children in Care On Last Day: 4

Quarterly Provider Comparisons to All CCIs

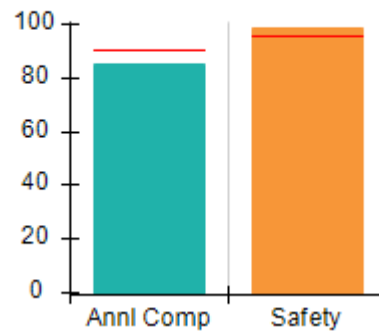
■■■■■■■■ indicates MalTx Threshold

▼ indicates average for all CCIs

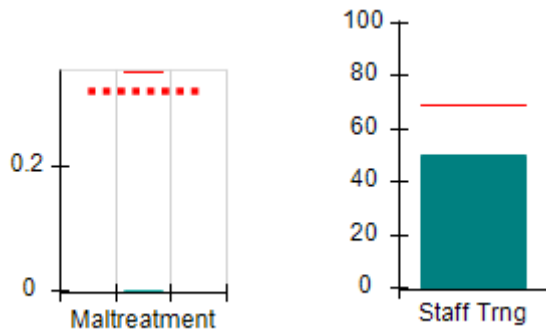
Overall Score (%)



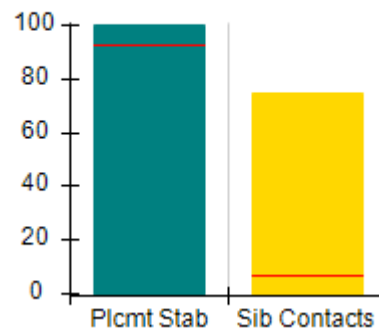
OPM Monitoring Reviews (%)



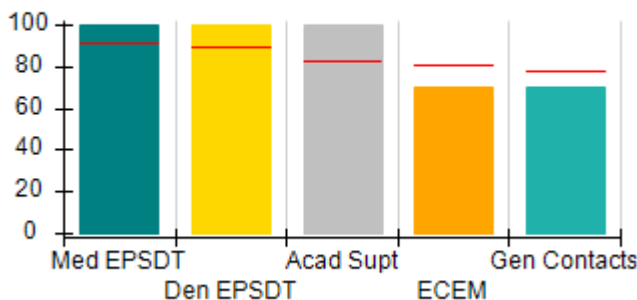
Safety Outcomes (%)



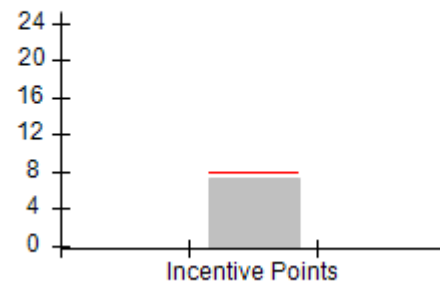
Permanency Outcomes (%)



Well-Being Outcomes (%)



Incentives Earned (Points)





DHS, DFCS, Office of Provider Management
Performance-Based Placement Measures
RBWO Provider GA+SCORECARD - CCI



Report Quarter: Q1 FY2016

Provider/Program Name: Ark Family Counseling Center, The - Ricky Homes/Decatur (571) - CCI				
2580 S. Hairston Road, Decatur, GA 30035		Quarterly Scores (Grades)		Current Quarter Score (Grade)
Phone: 770-593-0913		Q1: 95.86 (A)	Q2: 94.40 (A)	95.86% (A)
Vendor ID# 35229		Q3: 95.86 (A)	Q4: 93.98 (A-)	
Program Census Information:		# Children in Care During Quarter: 5	# Placements During Quarter: 5	# Children in Care On Last Day: 4
	Avg Performance All CCIs (%)	Provider Performance (%)*	Possible Points (Weight)	Provider Points Earned
OPM Monitoring Reviews				
Annual Comprehensive Reviews	90%	85%	25	21.25
Safety Reviews	96%	99%	15	14.81
Monitoring Sub-Total			40	36.06
CCI Safety Outcomes				
Incidence of Maltreatment	0.35%	No Substantiated Reports	10	10.00
Staff Training	69%	50%	4	2.00
Safety Sub-Total			14	12.00
CCI Permanency Outcomes				
Placement Stability	93%	100%	15	15.00
Sibling Contacts	7%	75%	5	3.75
Permanency Sub-Total			20	18.75
CCI Well-Being Outcomes				
EPSDT Medical Visits	91%	100%	4	4.00
EPSDT Dental Visits	89%	100%	4	4.00
Academic Supports	82%	100%	4	4.00
Provider ECEM Visits	80%	70%	7	4.90
Provider General Contacts	77%	70%	7	4.90
Well-Being Sub-Total			26	21.80
*Performance calculation descriptions can be found in the FY 2016 RBWO PBP Measurements and Standards Guide.				

Monitoring & Outcomes: Possible Points = 100	Points Earned = 88.61
Score Before Incentives Credit	88.61%
Incentives Awarded	7.25 pts
PBP Verification	N/A pts
Total Score	95.86%

Provider/Program Name: Ark Family Counseling Center, The - Ricky Homes/Decatur (571) - CCI



DHS, DFCS, Office of Provider Management
Performance-Based Placement Measures
RBWO Provider GA+SCORECARD - CCI



Report Quarter: Q1 FY2016

Program Census Information:		# Children in Care During Quarter: 5	# Placements During Quarter: 5	# Children in Care On Last Day: 4
CCI Incentive Credits	Avg Performance All CCIs (Points)	Provider Performance (%)*	Possible Points (Weight)	Provider Points Earned
Early EPSDT Medical Visits		Not Eligible	2	
Early EPSDT Dental Visits		100%	2	2.00
Permanency Contacts		25%	5	1.25
Additional Academic Supports		0%	2	0.00
Active Agency Accreditation		0%	4	0.00
Staff Clinical Licensure		0%	5	0.00
Behavior Management (threshold = 0)		100%	4	4.00
Incentives Total	7.91		24	7.25
Maximum total combined incentive credit allowed is 10 points.			Incentives Awarded	7.25

*Performance calculation descriptions can be found in the FY 2016 RBWO PBP Measurements and Standards Guide.

Child Protective Services Investigations and Dispositions		
The following investigations data, which is not used for scoring but is considered significant to a provider's performance, is from Georgia SHINES and is not considered final or complete until the end of the fiscal year.		
Total Reports:	0	
Number Screened In:	0	
Number Screened Out:	0	
Number Substantiated:	0	
Number Unsubstantiated:	0	
Number Active CPS Investigations:	0	



DHS, DFCS, Office of Provider Management
Performance-Based Placement Measures
RBWO Provider GA+SCORECARD - CCI



Report Quarter: Q1 FY2016

Provider/Program Name: Ark Family Counseling Center, The - Ricky Homes/Lithonia (591) - CCI

3383 Evans Mill Rd., Lithonia, GA 30038

Phone: 770-593-0913

Vendor ID# 35228

Quarterly Scores (Grades)

Current Quarter Score (Grade)

Q1: 103.52 (A+)

Q2: 101.66 (A+)

103.52%

Q3: 103.27 (A+)

Q4: 101.88 (A+)

(A+)

Program Census Information:

Children in Care During Quarter: 5

Placements During Quarter: 5

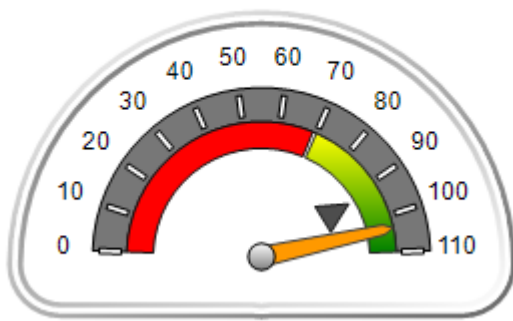
Children in Care On Last Day: 4

Quarterly Provider Comparisons to All CCIs

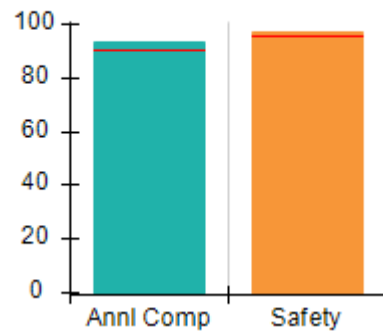
■■■■■■■■ indicates MalTx Threshold

▼ ————— indicates average for all CCIs

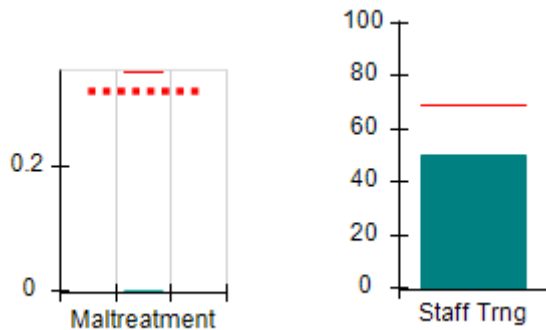
Overall Score (%)



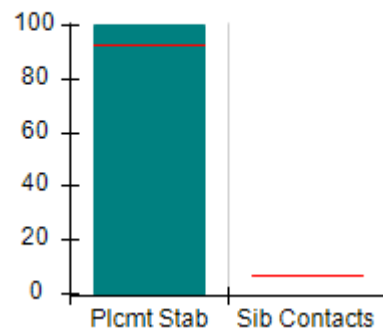
OPM Monitoring Reviews (%)



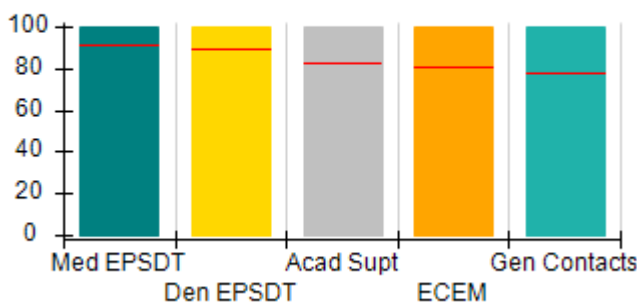
Safety Outcomes (%)



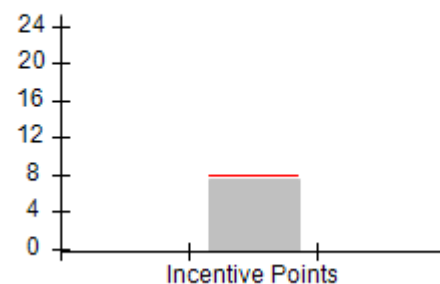
Permanency Outcomes (%)



Well-Being Outcomes (%)



Incentives Earned (Points)





DHS, DFCS, Office of Provider Management
Performance-Based Placement Measures
RBWO Provider GA+SCORECARD - CCI



Report Quarter: Q1 FY2016

Provider/Program Name: Ark Family Counseling Center, The - Ricky Homes/Lithonia (591) - CCI				
3383 Evans Mill Rd., Lithonia, GA 30038		Quarterly Scores (Grades)		Current Quarter Score (Grade)
Phone: 770-593-0913		Q1: 103.52 (A+)	Q2: 101.66 (A+)	103.52%
Vendor ID# 35228		Q3: 103.27 (A+)	Q4: 101.88 (A+)	(A+)
Program Census Information:		# Children in Care During Quarter: 5	# Placements During Quarter: 5	# Children in Care On Last Day: 4
	Avg Performance All CCIs (%)	Provider Performance (%)*	Possible Points (Weight)	Provider Points Earned
OPM Monitoring Reviews				
Annual Comprehensive Reviews	90%	94%	25	23.42
Safety Reviews	96%	97%	15	14.55
Monitoring Sub-Total			40	37.97
CCI Safety Outcomes				
Incidence of Maltreatment	0.35%	No Substantiated Reports	10	10.00
Staff Training	69%	50%	4	2.00
Safety Sub-Total			14	12.00
CCI Permanency Outcomes				
Placement Stability	93%	100%	20	20.00
Sibling Contacts	7%	None Planned		
Permanency Sub-Total			20	20.00
CCI Well-Being Outcomes				
EPSDT Medical Visits	91%	100%	4	4.00
EPSDT Dental Visits	89%	100%	4	4.00
Academic Supports	82%	100%	4	4.00
Provider ECEM Visits	80%	100%	7	7.00
Provider General Contacts	77%	100%	7	7.00
Well-Being Sub-Total			26	26.00
*Performance calculation descriptions can be found in the FY 2016 RBWO PBP Measurements and Standards Guide.				

Monitoring & Outcomes: Possible Points = 100		Points Earned = 95.97	
Score Before Incentives Credit			95.97%
Incentives Awarded			7.55 pts
PBP Verification			N/A pts
Total Score			103.52%

Provider/Program Name: Ark Family Counseling Center, The - Ricky Homes/Lithonia (591) - CCI



DHS, DFCS, Office of Provider Management
Performance-Based Placement Measures
RBWO Provider GA+SCORECARD - CCI



Report Quarter: Q1 FY2016

Program Census Information:		# Children in Care During Quarter: 5	# Placements During Quarter: 5	# Children in Care On Last Day: 4
CCI Incentive Credits	Avg Performance All CCIs (Points)	Provider Performance (%)*	Possible Points (Weight)	Provider Points Earned
Early EPSDT Medical Visits		Not Eligible	2	
Early EPSDT Dental Visits		Not Eligible	2	
Permanency Contacts		71%	5	3.55
Additional Academic Supports		0%	2	0.00
Active Agency Accreditation		0%	4	0.00
Staff Clinical Licensure		0%	5	0.00
Behavior Management (threshold = 0)		100%	4	4.00
Incentives Total	7.91		24	7.55
Maximum total combined incentive credit allowed is 10 points.			Incentives Awarded	7.55

*Performance calculation descriptions can be found in the FY 2016 RBWO PBP Measurements and Standards Guide.

Child Protective Services Investigations and Dispositions		
The following investigations data, which is not used for scoring but is considered significant to a provider's performance, is from Georgia SHINES and is not considered final or complete until the end of the fiscal year.		
Total Reports:	0	
Number Screened In:	0	
Number Screened Out:	0	
Number Substantiated:	0	
Number Unsubstantiated:	0	
Number Active CPS Investigations:	0	



DHS, DFCS, Office of Provider Management
Performance-Based Placement Measures
RBWO Provider GA+SCORECARD - CCI



Report Quarter: Q1 FY2016

Provider/Program Name: Ark Family Counseling Center, The - Ricky Homes/Powder Springs (570) - CCI

4330 Bridle Ct., Powder Springs, GA 30124

Phone: 770-593-0913

Vendor ID# 35230

Quarterly Scores (Grades)

Current Quarter Score (Grade)

Q1: 91.73 (A-)

Q2: 88.81 (B+)

91.73%

Q3: 92.11 (A-)

Q4: 98.33 (A+)

(A-)

Program Census Information:

Children in Care During Quarter: 12

Placements During Quarter: 12

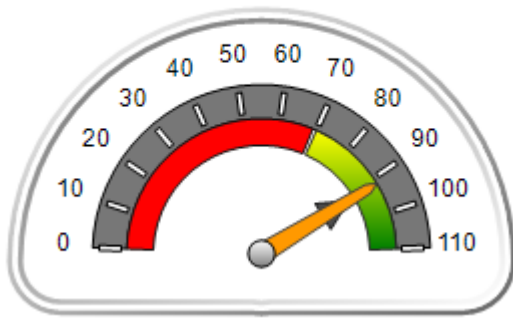
Children in Care On Last Day: 6

Quarterly Provider Comparisons to All CCIs

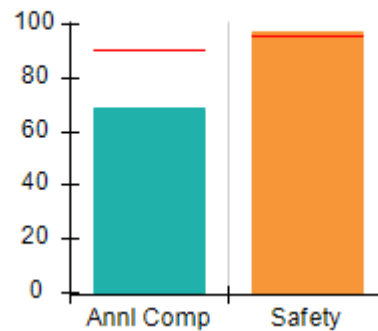
■■■■■■■■ indicates MalTx Threshold

▼ ————— indicates average for all CCIs

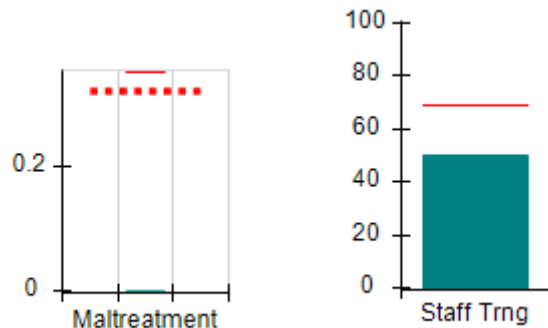
Overall Score (%)



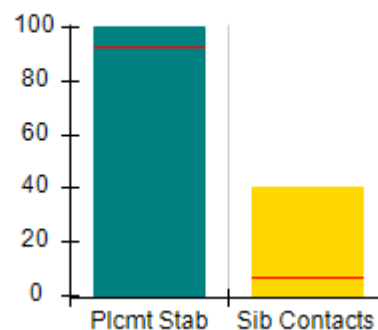
OPM Monitoring Reviews (%)



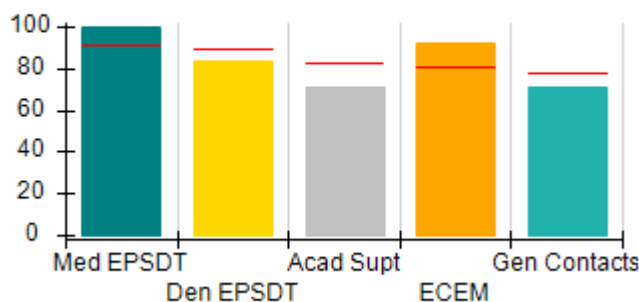
Safety Outcomes (%)



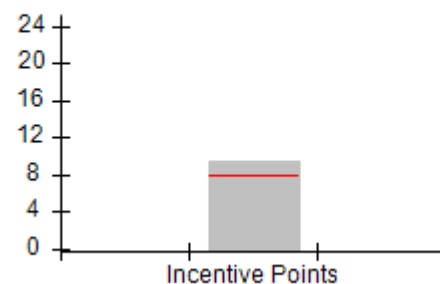
Permanency Outcomes (%)



Well-Being Outcomes (%)



Incentives Earned (Points)





DHS, DFCS, Office of Provider Management
Performance-Based Placement Measures
RBWO Provider GA+SCORECARD - CCI



Report Quarter: Q1 FY2016

Provider/Program Name: Ark Family Counseling Center, The - Ricky Homes/Powder Springs (570) - CCI				
4330 Bridle Ct., Powder Springs, GA 30124		Quarterly Scores (Grades)		Current Quarter Score (Grade)
Phone: 770-593-0913		Q1: 91.73 (A-)	Q2: 88.81 (B+)	91.73%
Vendor ID# 35230		Q3: 92.11 (A-)	Q4: 98.33 (A+)	(A-)
Program Census Information:		# Children in Care During Quarter: 12	# Placements During Quarter: 12	# Children in Care On Last Day: 6
	Avg Performance All CCIs (%)	Provider Performance (%)*	Possible Points (Weight)	Provider Points Earned
OPM Monitoring Reviews				
Annual Comprehensive Reviews	90%	69%	25	17.17
Safety Reviews	96%	97%	15	14.62
Monitoring Sub-Total			40	31.78
CCI Safety Outcomes				
Incidence of Maltreatment	0.35%	No Substantiated Reports	10	10.00
Staff Training	69%	50%	4	2.00
Safety Sub-Total			14	12.00
CCI Permanency Outcomes				
Placement Stability	93%	100%	15	15.00
Sibling Contacts	7%	40%	5	2.00
Permanency Sub-Total			20	17.00
CCI Well-Being Outcomes				
EPSDT Medical Visits	91%	100%	4	4.00
EPSDT Dental Visits	89%	83%	4	3.32
Academic Supports	82%	71%	4	2.84
Provider ECEM Visits	80%	92%	7	6.44
Provider General Contacts	77%	71%	7	4.97
Well-Being Sub-Total			26	21.57
*Performance calculation descriptions can be found in the FY 2016 RBWO PBP Measurements and Standards Guide.				

Monitoring & Outcomes: Possible Points = 100		Points Earned = 82.35	
Score Before Incentives Credit			82.35%
Incentives Awarded			9.38 pts
PBP Verification			N/A pts
Total Score			91.73%

Provider/Program Name: Ark Family Counseling Center, The - Ricky Homes/Powder Springs (570) - CCI



DHS, DFCS, Office of Provider Management
Performance-Based Placement Measures
RBWO Provider GA+SCORECARD - CCI



Report Quarter: Q1 FY2016

Program Census Information:		# Children in Care During Quarter: 12	# Placements During Quarter: 12	# Children in Care On Last Day: 6
CCI Incentive Credits	Avg Performance All CCIs (Points)	Provider Performance (%)*	Possible Points (Weight)	Provider Points Earned
Early EPSDT Medical Visits		100%	2	2.00
Early EPSDT Dental Visits		100%	2	2.00
Permanency Contacts		0%	5	0.00
Additional Academic Supports		69%	2	1.38
Active Agency Accreditation		0%	4	0.00
Staff Clinical Licensure		0%	5	0.00
Behavior Management (threshold = 0)		100%	4	4.00
Incentives Total	7.91		24	9.38
Maximum total combined incentive credit allowed is 10 points.			Incentives Awarded	9.38
*Performance calculation descriptions can be found in the FY 2016 RBWO PBP Measurements and Standards Guide.				

Child Protective Services Investigations and Dispositions		
The following investigations data, which is not used for scoring but is considered significant to a provider's performance, is from Georgia SHINES and is not considered final or complete until the end of the fiscal year.		
Total Reports:	0	
Number Screened In:	0	
Number Screened Out:	0	
Number Substantiated:	0	
Number Unsubstantiated:	0	
Number Active CPS Investigations:	0	



DHS, DFCS, Office of Provider Management
Performance-Based Placement Measures
RBWO Provider GA+SCORECARD - CCI



Report Quarter: Q1 FY2016

Provider/Program Name: Bald Ridge Lodge, Inc. - Bald Ridge Lodge (4124) - CCI

775 Lanier 400 Pkwy, Cumming, GA 30040

Phone: 770-887-1220

Vendor ID# 79175

Quarterly Scores (Grades)

Q1: 99.13 (A+)

Q2: 96.16 (A)

Q3: 95.15 (A)

Q4: 94.56 (A)

Current Quarter Score (Grade)

99.13%

(A+)

Program Census Information:

Children in Care During Quarter: 9

Placements During Quarter: 9

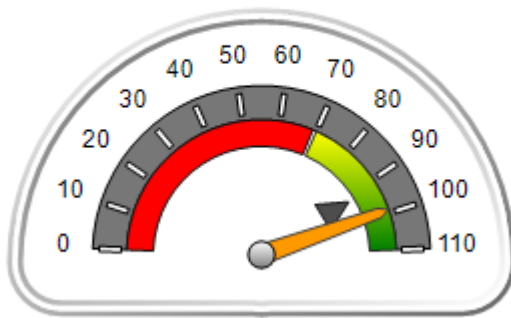
Children in Care On Last Day: 4

Quarterly Provider Comparisons to All CCIs

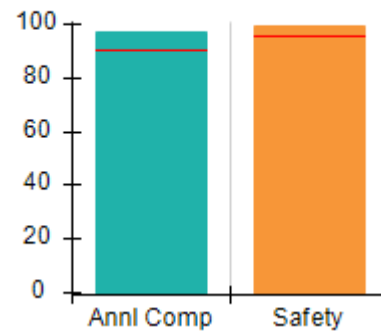
■■■■■■■■ indicates MalTx Threshold

▼ indicates average for all CCIs

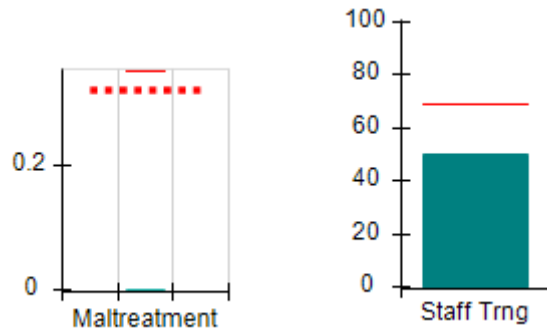
Overall Score (%)



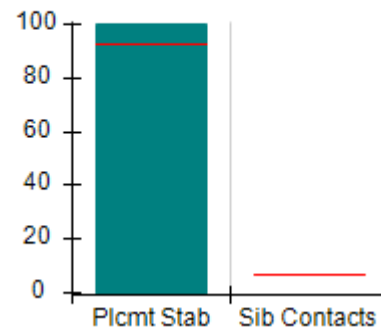
OPM Monitoring Reviews (%)



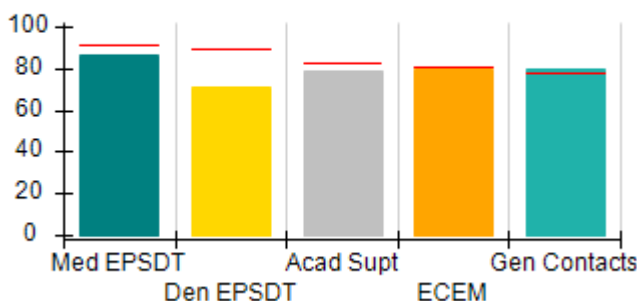
Safety Outcomes (%)



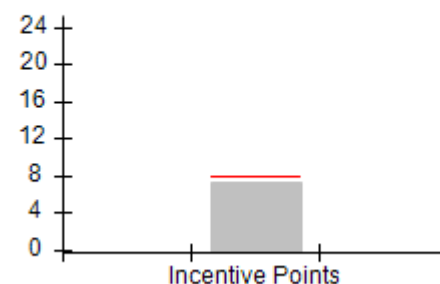
Permanency Outcomes (%)



Well-Being Outcomes (%)



Incentives Earned (Points)





DHS, DFCS, Office of Provider Management
Performance-Based Placement Measures
RBWO Provider GA+SCORECARD - CCI
Report Quarter: Q1 FY2016



Provider/Program Name: Bald Ridge Lodge, Inc. - Bald Ridge Lodge (4124) - CCI				
775 Lanier 400 Pkwy, Cumming, GA 30040 Phone: 770-887-1220 Vendor ID# 79175		Quarterly Scores (Grades)		Current Quarter Score (Grade)
		Q1: 99.13 (A+)	Q2: 96.16 (A)	99.13% (A+)
		Q3: 95.15 (A)	Q4: 94.56 (A)	
Program Census Information:		# Children in Care During Quarter: 9	# Placements During Quarter: 9	# Children in Care On Last Day: 4
	Avg Performance All CCIs (%)	Provider Performance (%)*	Possible Points (Weight)	Provider Points Earned
OPM Monitoring Reviews				
Annual Comprehensive Reviews	90%	98%	25	24.42
Safety Reviews	96%	99%	15	14.92
Monitoring Sub-Total			40	39.33
CCI Safety Outcomes				
Incidence of Maltreatment	0.35%	No Substantiated Reports	10	10.00
Staff Training	69%	50%	4	2.00
Safety Sub-Total			14	12.00
CCI Permanency Outcomes				
Placement Stability	93%	100%	20	20.00
Sibling Contacts	7%	None Planned		
Permanency Sub-Total			20	20.00
CCI Well-Being Outcomes				
EPSDT Medical Visits	91%	86%	4	3.44
EPSDT Dental Visits	89%	71%	4	2.84
Academic Supports	82%	79%	4	3.16
Provider ECEM Visits	80%	80%	7	5.60
Provider General Contacts	77%	80%	7	5.60
Well-Being Sub-Total			26	20.64
*Performance calculation descriptions can be found in the FY 2016 RBWO PBP Measurements and Standards Guide.				

Monitoring & Outcomes: Possible Points = 100		Points Earned = 91.97	
Score Before Incentives Credit		91.97%	
Incentives Awarded		7.16 pts	
PBP Verification		N/A pts	
Total Score		99.13%	

Provider/Program Name: Bald Ridge Lodge, Inc. - Bald Ridge Lodge (4124) - CCI
--



DHS, DFCS, Office of Provider Management
Performance-Based Placement Measures
RBWO Provider GA+SCORECARD - CCI



Report Quarter: Q1 FY2016

Program Census Information:		# Children in Care During Quarter: 9	# Placements During Quarter: 9	# Children in Care On Last Day: 4
CCI Incentive Credits	Avg Performance All CCIs (Points)	Provider Performance (%)*	Possible Points (Weight)	Provider Points Earned
Early EPSDT Medical Visits		50%	2	1.00
Early EPSDT Dental Visits		60%	2	1.20
Permanency Contacts		None Planned	5	
Additional Academic Supports		23%	2	0.46
Active Agency Accreditation		0%	4	0.00
Staff Clinical Licensure		10%	5	0.50
Behavior Management (threshold = 0)		100%	4	4.00
Incentives Total	7.91		24	7.16
Maximum total combined incentive credit allowed is 10 points.			Incentives Awarded	7.16

*Performance calculation descriptions can be found in the FY 2016 RBWO PBP Measurements and Standards Guide.

Child Protective Services Investigations and Dispositions		
The following investigations data, which is not used for scoring but is considered significant to a provider's performance, is from Georgia SHINES and is not considered final or complete until the end of the fiscal year.		
Total Reports:	0	
Number Screened In:	0	
Number Screened Out:	0	
Number Substantiated:	0	
Number Unsubstantiated:	0	
Number Active CPS Investigations:	0	



DHS, DFCS, Office of Provider Management
Performance-Based Placement Measures
RBWO Provider GA+SCORECARD - CCI



Report Quarter: Q1 FY2016

Provider/Program Name: Behavioral Health Services of South GA - dba Lowndes C & A North Point Group Home (Valdosta) (866) - CCI

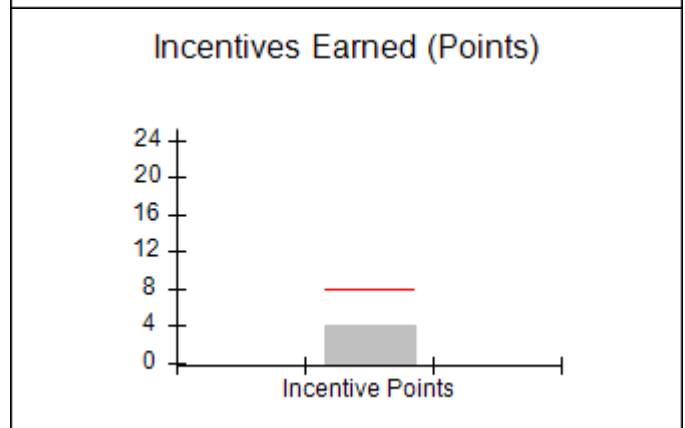
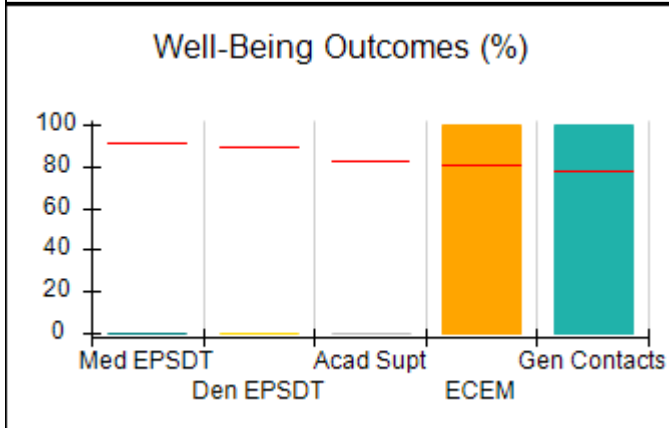
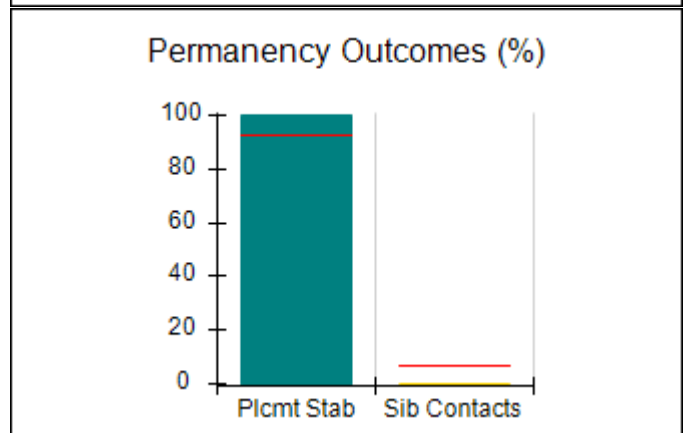
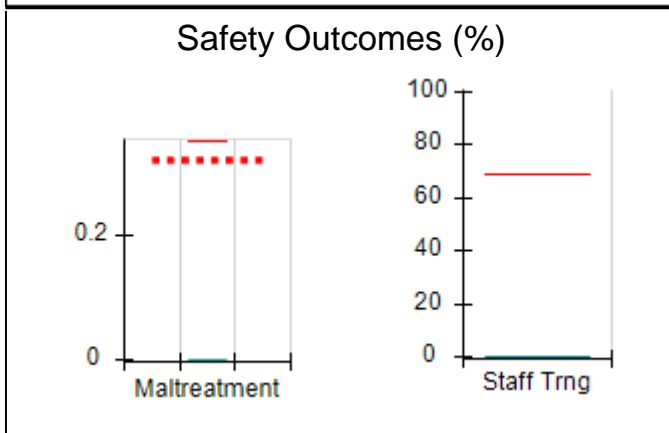
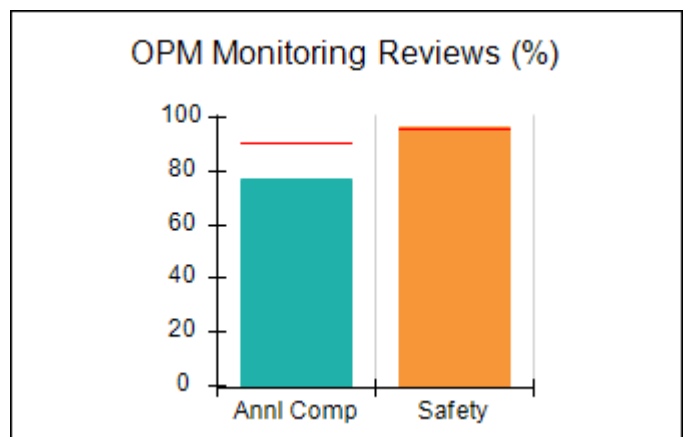
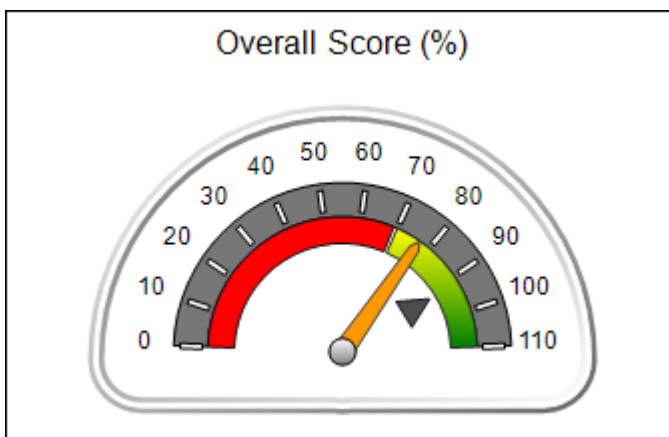
4401 Willow Wood Gate, Valdosta, GA 31602 Phone: 229-242-4734 Vendor ID# 80469	Quarterly Scores (Grades)		Current Quarter Score (Grade)
	Q1: 76.84 (C)	Q2: (N/A)	76.84%
	Q3: (N/A)	Q4: (N/A)	(C)

Program Census Information:	# Children in Care During Quarter: 5	# Placements During Quarter: 5	# Children in Care On Last Day: 0
------------------------------------	---	---------------------------------------	--

Quarterly Provider Comparisons to All CCIs

■■■■■■■■ indicates MalTx Threshold

▼ ————— indicates average for all CCIs





DHS, DFCS, Office of Provider Management
Performance-Based Placement Measures
RBWO Provider GA+SCORECARD - CCI



Report Quarter: Q1 FY2016

Provider/Program Name: Behavioral Health Services of South GA - dba Lowndes C & A North Point Group Home (Valdosta) (866) - CCI

4401 Willow Wood Gate, Valdosta, GA 31602 Phone: 229-242-4734 Vendor ID# 80469	Quarterly Scores (Grades)		Current Quarter Score (Grade)
	Q1: 76.84 (C)	Q2: (N/A)	76.84%
	Q3: (N/A)	Q4: (N/A)	(C)

Program Census Information:	# Children in Care During Quarter: 5	# Placements During Quarter: 5	# Children in Care On Last Day: 0
------------------------------------	---	---------------------------------------	--

	Avg Performance All CCIs (%)	Provider Performance (%)*	Possible Points (Weight)	Provider Points Earned
--	-------------------------------------	----------------------------------	---------------------------------	-------------------------------

OPM Monitoring Reviews

Annual Comprehensive Reviews	90%	77%	25	19.33
Safety Reviews	96%	97%	15	14.51
Monitoring Sub-Total			40	33.84

CCI Safety Outcomes

Incidence of Maltreatment	0.35%	No Substantiated Reports	10	10.00
Staff Training	69%	0%	4	0.00
Safety Sub-Total			14	10.00

CCI Permanency Outcomes

Placement Stability	93%	100%	15	15.00
Sibling Contacts	7%	0%	5	0.00
Permanency Sub-Total			20	15.00

CCI Well-Being Outcomes

EPSDT Medical Visits	91%	0%	4	0.00
EPSDT Dental Visits	89%	0%	4	0.00
Academic Supports	82%	0%	4	0.00
Provider ECEM Visits	80%	100%	7	7.00
Provider General Contacts	77%	100%	7	7.00
Well-Being Sub-Total			26	14.00

*Performance calculation descriptions can be found in the FY 2016 RBWO PBP Measurements and Standards Guide.

Monitoring & Outcomes: Possible Points = 100		Points Earned = 72.84	
Score Before Incentives Credit		72.84%	
Incentives Awarded		4.00 pts	
PBP Verification		N/A pts	
Total Score		76.84%	

Provider/Program Name: Behavioral Health Services of South GA - dba Lowndes C & A North Point Group Home (Valdosta) (866) - CCI



DHS, DFCS, Office of Provider Management
Performance-Based Placement Measures
RBWO Provider GA+SCORECARD - CCI



Report Quarter: Q1 FY2016

Program Census Information:		# Children in Care During Quarter: 5	# Placements During Quarter: 5	# Children in Care On Last Day: 0
CCI Incentive Credits	Avg Performance All CCIs (Points)	Provider Performance (%)*	Possible Points (Weight)	Provider Points Earned
Early EPSDT Medical Visits		0%	2	0.00
Early EPSDT Dental Visits		0%	2	0.00
Permanency Contacts		0%	5	0.00
Additional Academic Supports		0%	2	0.00
Active Agency Accreditation		0%	4	0.00
Staff Clinical Licensure		0%	5	0.00
Behavior Management (threshold = 0)		100%	4	4.00
Incentives Total	7.91		24	4.00
Maximum total combined incentive credit allowed is 10 points.			Incentives Awarded	4.00
*Performance calculation descriptions can be found in the FY 2016 RBWO PBP Measurements and Standards Guide.				

Child Protective Services Investigations and Dispositions		
The following investigations data, which is not used for scoring but is considered significant to a provider's performance, is from Georgia SHINES and is not considered final or complete until the end of the fiscal year.		
Total Reports:	0	
Number Screened In:	0	
Number Screened Out:	0	
Number Substantiated:	0	
Number Unsubstantiated:	0	
Number Active CPS Investigations:	0	



DHS, DFCS, Office of Provider Management
Performance-Based Placement Measures
RBWO Provider GA+SCORECARD - CCI



Report Quarter: Q1 FY2016

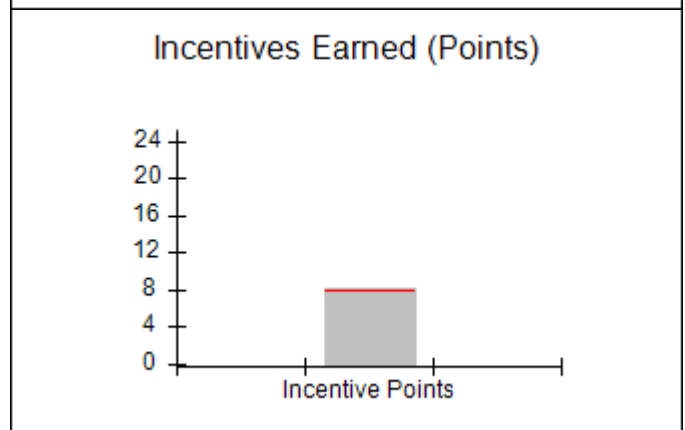
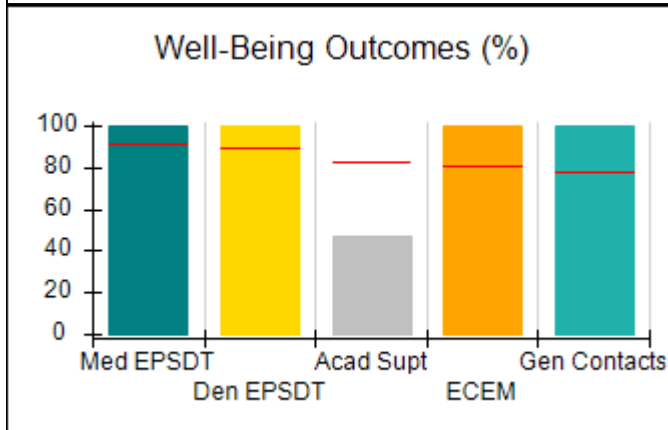
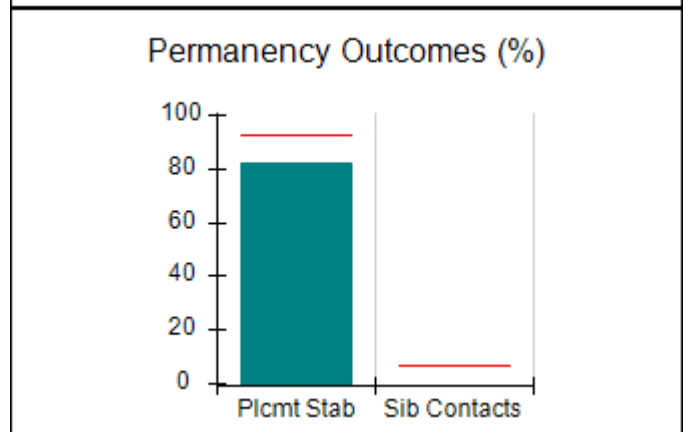
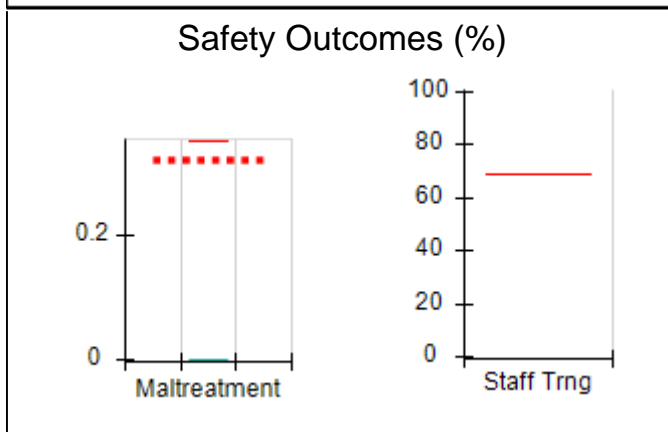
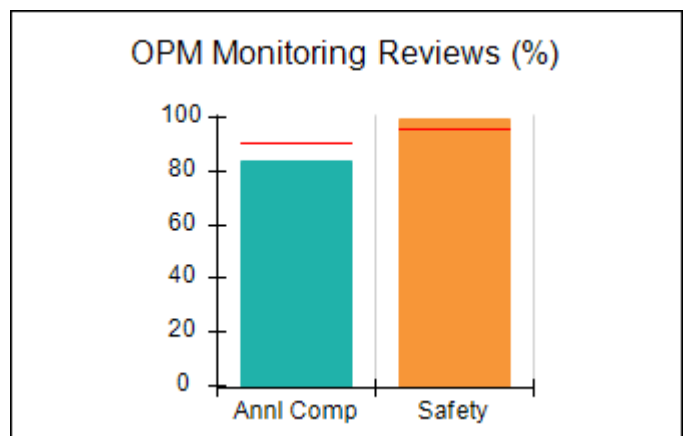
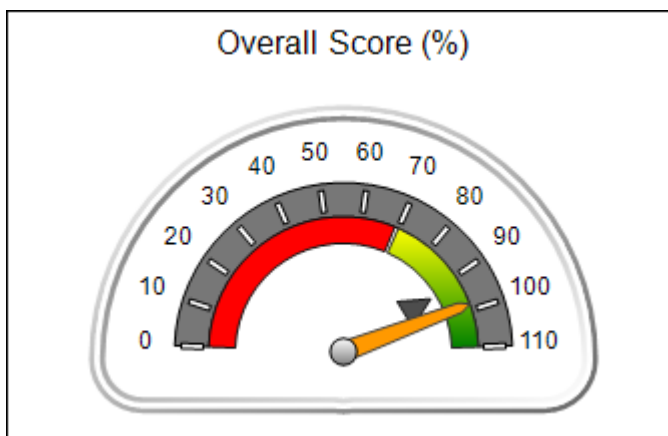
Provider/Program Name: Beth-Ester Ministries - dba Restoration House 1 (817) - CCI

53 Poplar St., Newnan, GA 30263 Phone: 678-423-4193 Vendor ID# 35246	Quarterly Scores (Grades)		Current Quarter Score (Grade)
	Q1: 98.37 (A+)	Q2: 87.13 (B+)	98.37%
	Q3: 90.85 (A-)	Q4: 96.59 (A)	(A+)
Program Census Information:	# Children in Care During Quarter: 11	# Placements During Quarter: 11	# Children in Care On Last Day: 6

Quarterly Provider Comparisons to All CCIs

■■■■■■■■ indicates MalTx Threshold

▼ ————— indicates average for all CCIs





DHS, DFCS, Office of Provider Management
Performance-Based Placement Measures
RBWO Provider GA+SCORECARD - CCI
Report Quarter: Q1 FY2016



Provider/Program Name: Beth-Ester Ministries - dba Restoration House 1 (817) - CCI				
53 Poplar St., Newnan, GA 30263 Phone: 678-423-4193 Vendor ID# 35246		Quarterly Scores (Grades)		Current Quarter Score (Grade)
		Q1: 98.37 (A+)	Q2: 87.13 (B+)	98.37% (A+)
		Q3: 90.85 (A-)	Q4: 96.59 (A)	
Program Census Information:		# Children in Care During Quarter: 11	# Placements During Quarter: 11	# Children in Care On Last Day: 6
	Avg Performance All CCIs (%)	Provider Performance (%)*	Possible Points (Weight)	Provider Points Earned
OPM Monitoring Reviews				
Annual Comprehensive Reviews	90%	84%	25	21.00
Safety Reviews	96%	100%	15	14.95
Monitoring Sub-Total			40	35.95
CCI Safety Outcomes				
Incidence of Maltreatment	0.35%	No Substantiated Reports	14	14.00
Staff Training	69%	Not Eligible		
Safety Sub-Total			14	14.00
CCI Permanency Outcomes				
Placement Stability	93%	82%	20	16.40
Sibling Contacts	7%	None Planned		
Permanency Sub-Total			20	16.40
CCI Well-Being Outcomes				
EPSDT Medical Visits	91%	100%	4	4.00
EPSDT Dental Visits	89%	100%	4	4.00
Academic Supports	82%	47%	4	1.88
Provider ECEM Visits	80%	100%	7	7.00
Provider General Contacts	77%	100%	7	7.00
Well-Being Sub-Total			26	23.88
*Performance calculation descriptions can be found in the FY 2016 RBWO PBP Measurements and Standards Guide.				

Monitoring & Outcomes: Possible Points = 100	Points Earned = 90.23
Score Before Incentives Credit	90.23%
Incentives Awarded	8.14 pts
PBP Verification	N/A pts
Total Score	98.37%

Provider/Program Name: Beth-Ester Ministries - dba Restoration House 1 (817) - CCI



DHS, DFCS, Office of Provider Management
Performance-Based Placement Measures
RBWO Provider GA+SCORECARD - CCI



Report Quarter: Q1 FY2016

Program Census Information:		# Children in Care During Quarter: 11	# Placements During Quarter: 11	# Children in Care On Last Day: 6
CCI Incentive Credits	Avg Performance All CCIs (Points)	Provider Performance (%)*	Possible Points (Weight)	Provider Points Earned
Early EPSDT Medical Visits		100%	2	2.00
Early EPSDT Dental Visits		100%	2	2.00
Permanency Contacts		None Planned	5	
Additional Academic Supports		7%	2	0.14
Active Agency Accreditation		0%	4	0.00
Staff Clinical Licensure		0%	5	0.00
Behavior Management (threshold = 0)		100%	4	4.00
Incentives Total	7.91		24	8.14
Maximum total combined incentive credit allowed is 10 points.			Incentives Awarded	8.14

*Performance calculation descriptions can be found in the FY 2016 RBWO PBP Measurements and Standards Guide.

Child Protective Services Investigations and Dispositions		
The following investigations data, which is not used for scoring but is considered significant to a provider's performance, is from Georgia SHINES and is not considered final or complete until the end of the fiscal year.		
Total Reports:	0	
Number Screened In:	0	
Number Screened Out:	0	
Number Substantiated:	0	
Number Unsubstantiated:	0	
Number Active CPS Investigations:	0	



DHS, DFCS, Office of Provider Management
Performance-Based Placement Measures
RBWO Provider GA+SCORECARD - CCI
Report Quarter: Q1 FY2016



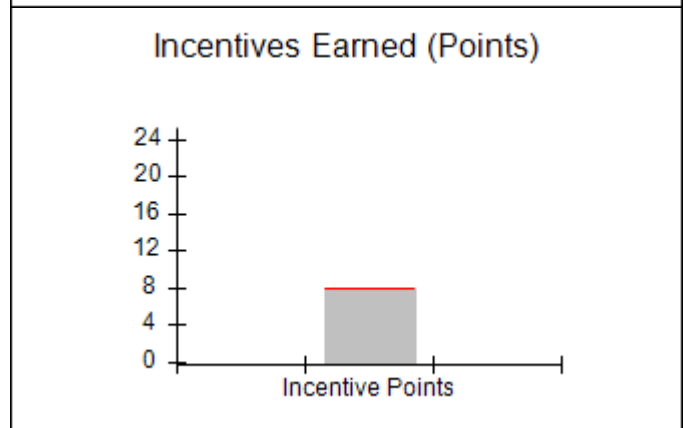
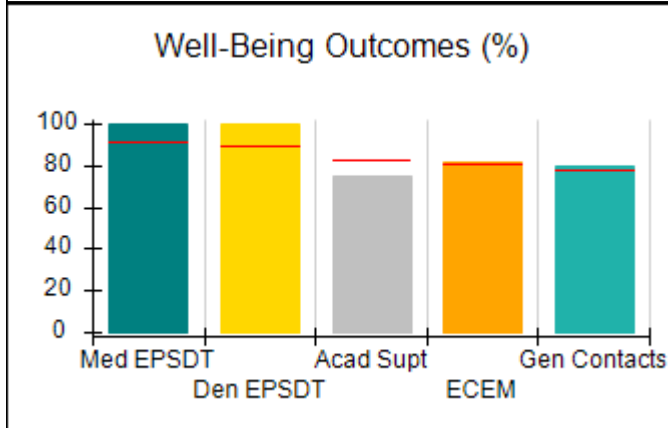
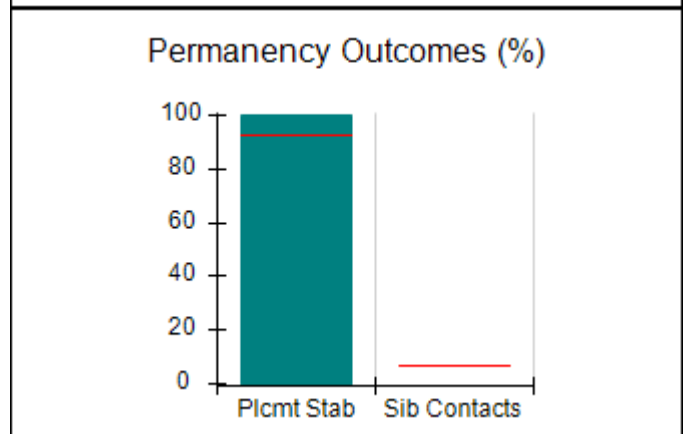
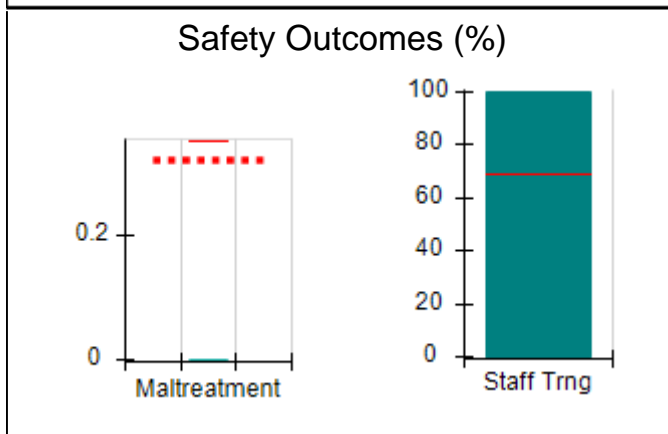
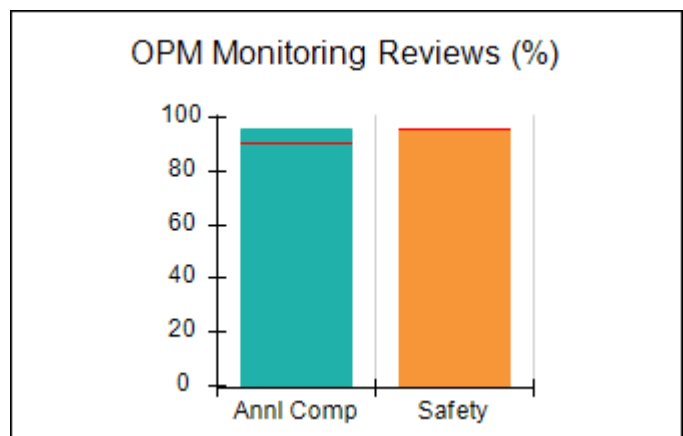
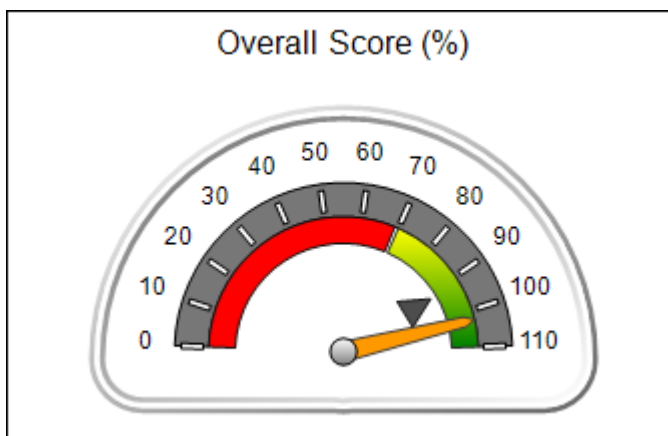
Provider/Program Name: Broken Shackle Ranch - (576) - CCI

1542 Francis Bridge Rd., Davisboro, GA 31018 Phone: 478-348-6555 Vendor ID# 35252	Quarterly Scores (Grades)		Current Quarter Score (Grade)
	Q1: 102.66 (A+)	Q2: 98.67 (A+)	102.66% (A+)
	Q3: 100.97 (A+)	Q4: 95.80 (A)	
Program Census Information:	# Children in Care During Quarter: 5	# Placements During Quarter: 5	# Children in Care On Last Day: 4

Quarterly Provider Comparisons to All CCIs

■■■■■■■■ indicates MalTx Threshold

▼ ————— indicates average for all CCIs





DHS, DFCS, Office of Provider Management
Performance-Based Placement Measures
RBWO Provider GA+SCORECARD - CCI
Report Quarter: Q1 FY2016



Provider/Program Name: Broken Shackle Ranch - (576) - CCI

1542 Francis Bridge Rd., Davisboro, GA 31018 Phone: 478-348-6555 Vendor ID# 35252	Quarterly Scores (Grades)		Current Quarter Score (Grade)
	Q1: 102.66 (A+)	Q2: 98.67 (A+)	102.66%
	Q3: 100.97 (A+)	Q4: 95.80 (A)	(A+)

Program Census Information:	# Children in Care During Quarter: 5	# Placements During Quarter: 5	# Children in Care On Last Day: 4
-----------------------------	--------------------------------------	--------------------------------	-----------------------------------

	Avg Performance All CCIs (%)	Provider Performance (%)*	Possible Points (Weight)	Provider Points Earned
--	-------------------------------------	----------------------------------	---------------------------------	-------------------------------

OPM Monitoring Reviews

Annual Comprehensive Reviews	90%	96%	25	23.92
Safety Reviews	96%	96%	15	14.40
Monitoring Sub-Total			40	38.32

CCI Safety Outcomes

Incidence of Maltreatment	0.35%	No Substantiated Reports	10	10.00
Staff Training	69%	100%	4	4.00
Safety Sub-Total			14	14.00

CCI Permanency Outcomes

Placement Stability	93%	100%	20	20.00
Sibling Contacts	7%	None Planned		
Permanency Sub-Total			20	20.00

CCI Well-Being Outcomes

EPSDT Medical Visits	91%	100%	4	4.00
EPSDT Dental Visits	89%	100%	4	4.00
Academic Supports	82%	75%	4	3.00
Provider ECEM Visits	80%	82%	7	5.74
Provider General Contacts	77%	80%	7	5.60
Well-Being Sub-Total			26	22.34

*Performance calculation descriptions can be found in the FY 2016 RBWO PBP Measurements and Standards Guide.

Monitoring & Outcomes: Possible Points = 100		Points Earned = 94.66	
Score Before Incentives Credit		94.66%	
Incentives Awarded		8.00 pts	
PBP Verification		N/A pts	
Total Score		102.66%	

Provider/Program Name: Broken Shackle Ranch - (576) - CCI



DHS, DFCS, Office of Provider Management
Performance-Based Placement Measures
RBWO Provider GA+SCORECARD - CCI



Report Quarter: Q1 FY2016

Program Census Information:		# Children in Care During Quarter: 5	# Placements During Quarter: 5	# Children in Care On Last Day: 4
CCI Incentive Credits	Avg Performance All CCIs (Points)	Provider Performance (%)*	Possible Points (Weight)	Provider Points Earned
Early EPSDT Medical Visits		100%	2	2.00
Early EPSDT Dental Visits		100%	2	2.00
Permanency Contacts		None Planned	5	
Additional Academic Supports		0%	2	0.00
Active Agency Accreditation		0%	4	0.00
Staff Clinical Licensure		0%	5	0.00
Behavior Management (threshold = 0)		100%	4	4.00
Incentives Total	7.91		24	8.00
Maximum total combined incentive credit allowed is 10 points.			Incentives Awarded	8.00

*Performance calculation descriptions can be found in the FY 2016 RBWO PBP Measurements and Standards Guide.

Child Protective Services Investigations and Dispositions		
The following investigations data, which is not used for scoring but is considered significant to a provider's performance, is from Georgia SHINES and is not considered final or complete until the end of the fiscal year.		
Total Reports:	0	
Number Screened In:	0	
Number Screened Out:	0	
Number Substantiated:	0	
Number Unsubstantiated:	0	
Number Active CPS Investigations:	0	



DHS, DFCS, Office of Provider Management
Performance-Based Placement Measures
RBWO Provider GA+SCORECARD - CCI
Report Quarter: Q1 FY2016



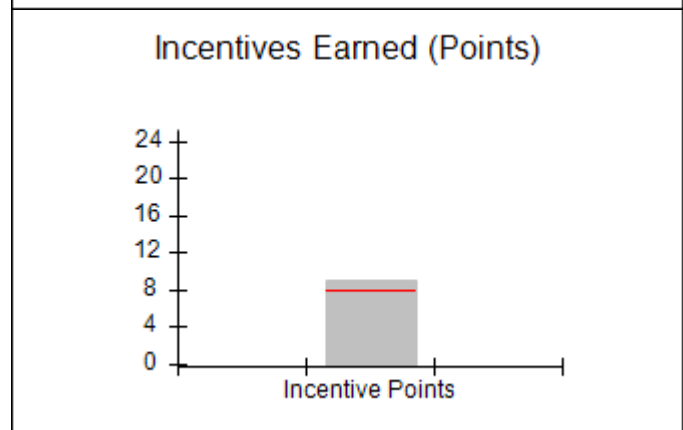
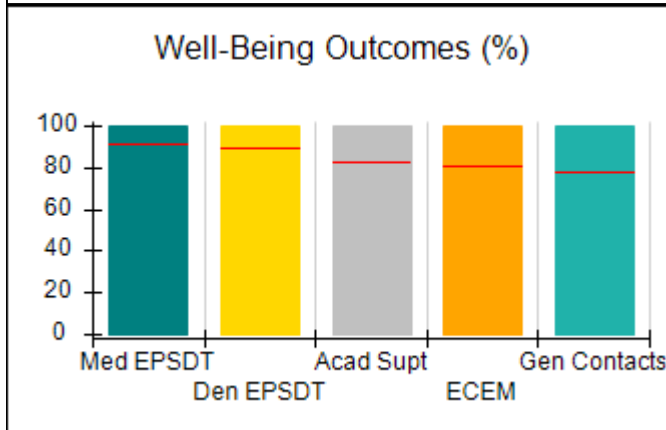
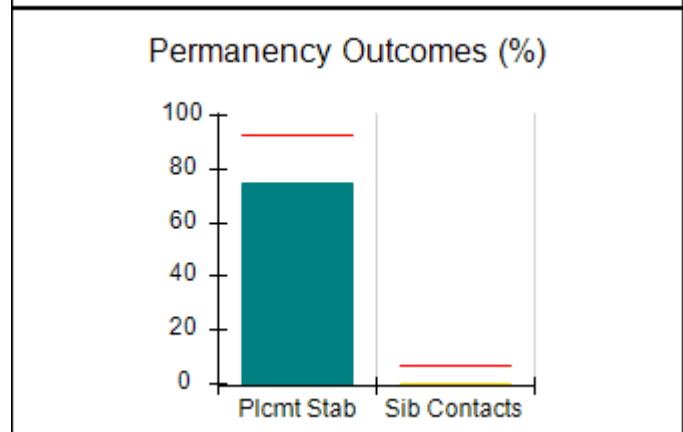
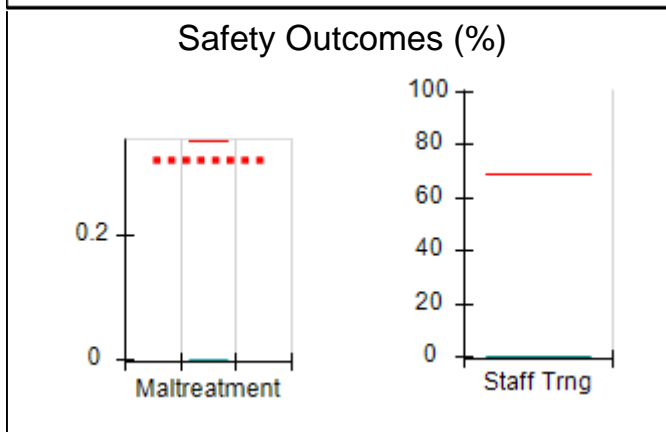
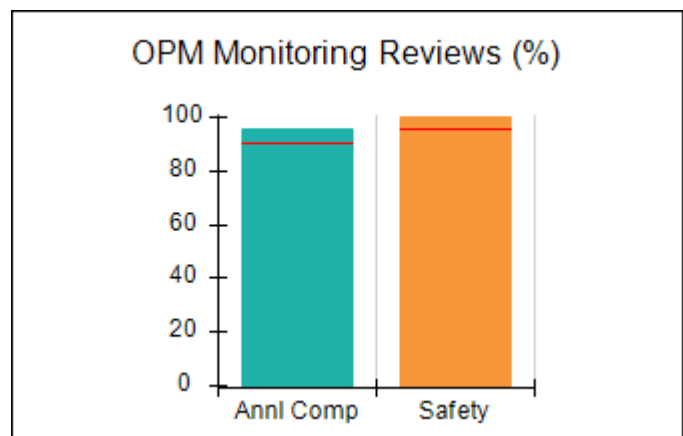
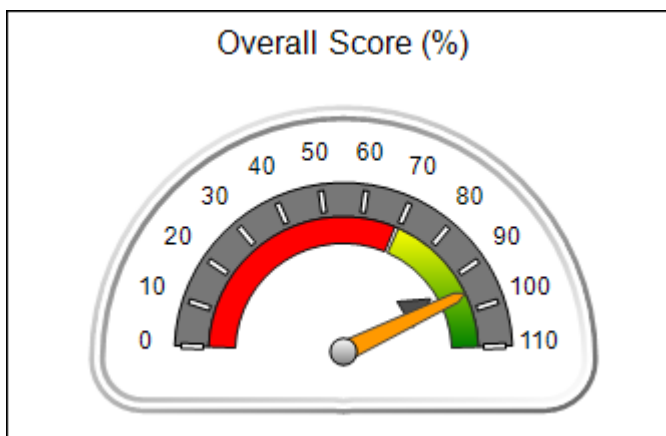
Provider/Program Name: Caring and Sharing Home for Boys - (5191) - CCI

1769 Brook Run Drive, Register, GA 30452 Phone: 912-852-7545 Vendor ID# 125316	Quarterly Scores (Grades)		Current Quarter Score (Grade)
	Q1: 95.25 (A)	Q2: 100.43 (A+)	95.25% (A)
	Q3: 98.54 (A+)	Q4: 95.43 (A)	
Program Census Information:	# Children in Care During Quarter: 8	# Placements During Quarter: 8	# Children in Care On Last Day: 4

Quarterly Provider Comparisons to All CCIs

■■■■■■■■ indicates MalTx Threshold

▼ — indicates average for all CCIs





DHS, DFCS, Office of Provider Management
Performance-Based Placement Measures
RBWO Provider GA+SCORECARD - CCI
Report Quarter: Q1 FY2016



Provider/Program Name: Caring and Sharing Home for Boys - (5191) - CCI

1769 Brook Run Drive, Register, GA 30452 Phone: 912-852-7545 Vendor ID# 125316	Quarterly Scores (Grades)		Current Quarter Score (Grade)
	Q1: 95.25 (A)	Q2: 100.43 (A+)	95.25%
	Q3: 98.54 (A+)	Q4: 95.43 (A)	(A)

Program Census Information:	# Children in Care During Quarter: 8	# Placements During Quarter: 8	# Children in Care On Last Day: 4
-----------------------------	--------------------------------------	--------------------------------	-----------------------------------

	Avg Performance All CCIs (%)	Provider Performance (%)*	Possible Points (Weight)	Provider Points Earned
--	-------------------------------------	----------------------------------	---------------------------------	-------------------------------

OPM Monitoring Reviews

Annual Comprehensive Reviews	90%	96%	25	23.92
Safety Reviews	96%	100%	15	15.00
Monitoring Sub-Total			40	38.92

CCI Safety Outcomes

Incidence of Maltreatment	0.35%	No Substantiated Reports	10	10.00
Staff Training	69%	0%	4	0.00
Safety Sub-Total			14	10.00

CCI Permanency Outcomes

Placement Stability	93%	75%	15	11.25
Sibling Contacts	7%	0%	5	0.00
Permanency Sub-Total			20	11.25

CCI Well-Being Outcomes

EPSDT Medical Visits	91%	100%	4	4.00
EPSDT Dental Visits	89%	100%	4	4.00
Academic Supports	82%	100%	4	4.00
Provider ECEM Visits	80%	100%	7	7.00
Provider General Contacts	77%	100%	7	7.00
Well-Being Sub-Total			26	26.00

*Performance calculation descriptions can be found in the FY 2016 RBWO PBP Measurements and Standards Guide.

Monitoring & Outcomes: Possible Points = 100		Points Earned = 86.17	
Score Before Incentives Credit		86.17%	
Incentives Awarded		9.08 pts	
PBP Verification		N/A pts	
Total Score		95.25%	

Provider/Program Name: Caring and Sharing Home for Boys - (5191) - CCI



DHS, DFCS, Office of Provider Management
Performance-Based Placement Measures
RBWO Provider GA+SCORECARD - CCI



Report Quarter: Q1 FY2016

Program Census Information:		# Children in Care During Quarter: 8	# Placements During Quarter: 8	# Children in Care On Last Day: 4
CCI Incentive Credits	Avg Performance All CCIs (Points)	Provider Performance (%)*	Possible Points (Weight)	Provider Points Earned
Early EPSDT Medical Visits		100%	2	2.00
Early EPSDT Dental Visits		100%	2	2.00
Permanency Contacts		0%	5	0.00
Additional Academic Supports		54%	2	1.08
Active Agency Accreditation		0%	4	0.00
Staff Clinical Licensure		0%	5	0.00
Behavior Management (threshold = 0)		100%	4	4.00
Incentives Total	7.91		24	9.08
Maximum total combined incentive credit allowed is 10 points.			Incentives Awarded	9.08

*Performance calculation descriptions can be found in the FY 2016 RBWO PBP Measurements and Standards Guide.

Child Protective Services Investigations and Dispositions		
The following investigations data, which is not used for scoring but is considered significant to a provider's performance, is from Georgia SHINES and is not considered final or complete until the end of the fiscal year.		
Total Reports:	1	
Number Screened In:	1	
Number Screened Out:	0	
Number Substantiated:	0	
Number Unsubstantiated:	0	
Number Active CPS Investigations:	1	



DHS, DFCS, Office of Provider Management
Performance-Based Placement Measures
RBWO Provider GA+SCORECARD - CCI



Report Quarter: Q1 FY2016

Provider/Program Name: Carl Malone Foundation, Inc. - Mercy's Door I (993) - CCI

2281 Dawnville Beaverdale Rd., Dalton, GA 30721

Phone: 706-270-5821

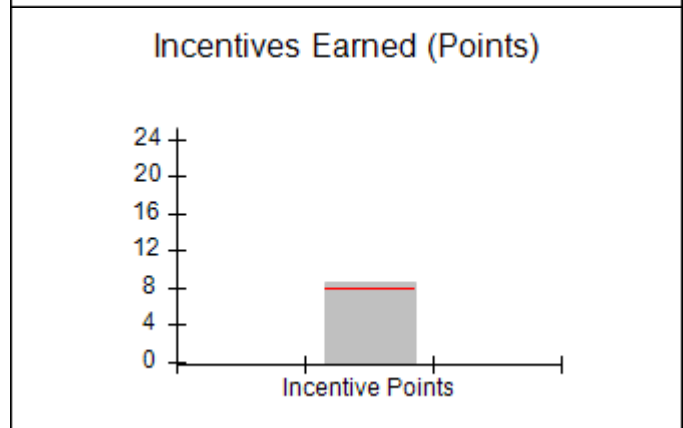
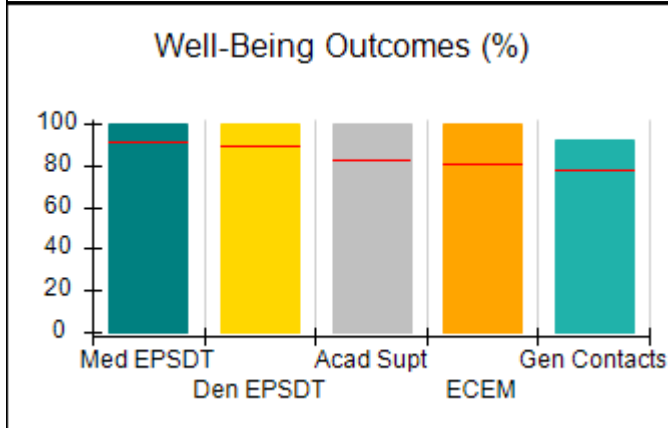
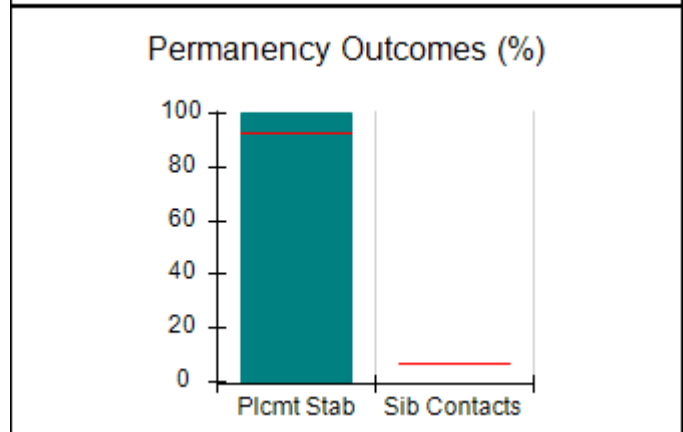
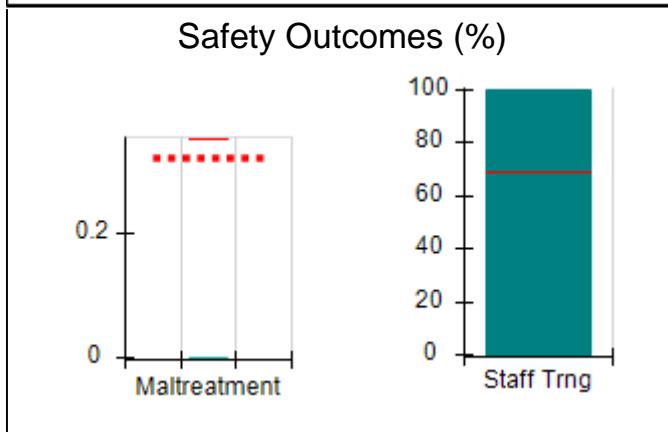
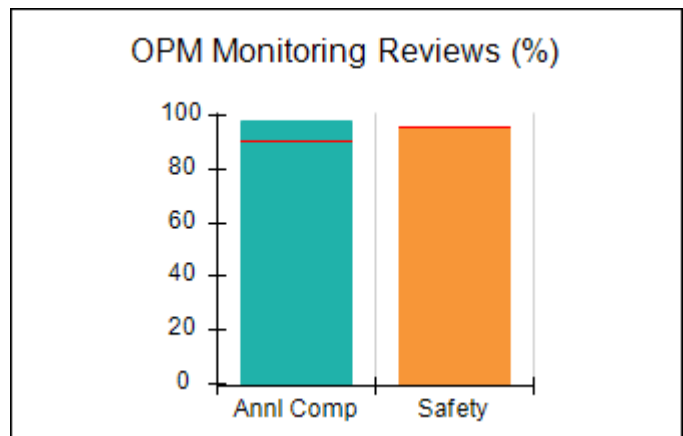
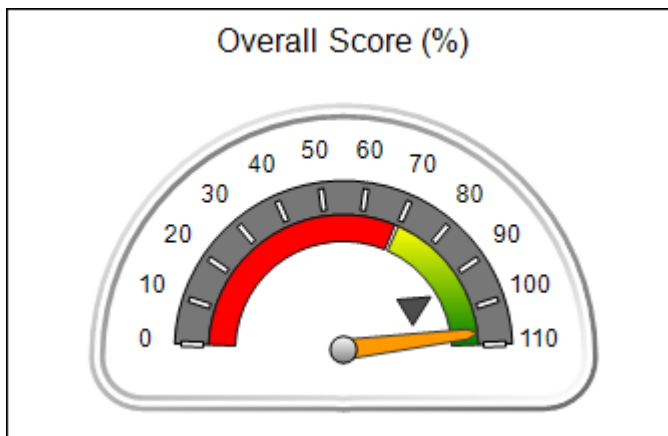
Vendor ID# 35802

Quarterly Scores (Grades)		Current Quarter Score (Grade)
Q1: 106.83 (A+)	Q2: 105.09 (A+)	106.83% (A+)
Q3: 102.81 (A+)	Q4: 99.66 (A+)	
Program Census Information:		# Children in Care During Quarter: 8
		# Placements During Quarter: 8
		# Children in Care On Last Day: 5

Quarterly Provider Comparisons to All CCIs

■■■■■■■■ indicates MalTx Threshold

▼ ————— indicates average for all CCIs





DHS, DFCS, Office of Provider Management
Performance-Based Placement Measures
RBWO Provider GA+SCORECARD - CCI
Report Quarter: Q1 FY2016



Provider/Program Name: Carl Malone Foundation, Inc. - Mercy's Door I (993) - CCI				
2281 Dawnvile Beaverdale Rd., Dalton, GA 30721		Quarterly Scores (Grades)		Current Quarter Score (Grade)
Phone: 706-270-5821		Q1: 106.83 (A+)	Q2: 105.09 (A+)	106.83%
Vendor ID# 35802		Q3: 102.81 (A+)	Q4: 99.66 (A+)	(A+)
Program Census Information:		# Children in Care During Quarter: 8	# Placements During Quarter: 8	# Children in Care On Last Day: 5
	Avg Performance All CCIs (%)	Provider Performance (%)*	Possible Points (Weight)	Provider Points Earned
OPM Monitoring Reviews				
Annual Comprehensive Reviews	90%	98%	25	24.50
Safety Reviews	96%	96%	15	14.39
Monitoring Sub-Total			40	38.89
CCI Safety Outcomes				
Incidence of Maltreatment	0.35%	No Substantiated Reports	10	10.00
Staff Training	69%	100%	4	4.00
Safety Sub-Total			14	14.00
CCI Permanency Outcomes				
Placement Stability	93%	100%	20	20.00
Sibling Contacts	7%	None Planned		
Permanency Sub-Total			20	20.00
CCI Well-Being Outcomes				
EPSDT Medical Visits	91%	100%	4	4.00
EPSDT Dental Visits	89%	100%	4	4.00
Academic Supports	82%	100%	4	4.00
Provider ECEM Visits	80%	100%	7	7.00
Provider General Contacts	77%	92%	7	6.44
Well-Being Sub-Total			26	25.44
*Performance calculation descriptions can be found in the FY 2016 RBWO PBP Measurements and Standards Guide.				

Monitoring & Outcomes: Possible Points = 100		Points Earned = 98.33	
Score Before Incentives Credit		98.33%	
Incentives Awarded		8.50 pts	
PBP Verification		N/A pts	
Total Score		106.83%	

Provider/Program Name: Carl Malone Foundation, Inc. - Mercy's Door I (993) - CCI



DHS, DFCS, Office of Provider Management
Performance-Based Placement Measures
RBWO Provider GA+SCORECARD - CCI



Report Quarter: Q1 FY2016

Program Census Information:		# Children in Care During Quarter: 8	# Placements During Quarter: 8	# Children in Care On Last Day: 5
CCI Incentive Credits	Avg Performance All CCIs (Points)	Provider Performance (%)*	Possible Points (Weight)	Provider Points Earned
Early EPSDT Medical Visits		100%	2	2.00
Early EPSDT Dental Visits		100%	2	2.00
Permanency Contacts		None Planned	5	
Additional Academic Supports		0%	2	0.00
Active Agency Accreditation		0%	4	0.00
Staff Clinical Licensure		10%	5	0.50
Behavior Management (threshold = 0)		100%	4	4.00
Incentives Total	7.91		24	8.50
Maximum total combined incentive credit allowed is 10 points.			Incentives Awarded	8.50

*Performance calculation descriptions can be found in the FY 2016 RBWO PBP Measurements and Standards Guide.

Child Protective Services Investigations and Dispositions		
The following investigations data, which is not used for scoring but is considered significant to a provider's performance, is from Georgia SHINES and is not considered final or complete until the end of the fiscal year.		
Total Reports:	0	
Number Screened In:	0	
Number Screened Out:	0	
Number Substantiated:	0	
Number Unsubstantiated:	0	
Number Active CPS Investigations:	0	



DHS, DFCS, Office of Provider Management
Performance-Based Placement Measures
RBWO Provider GA+SCORECARD - CCI
Report Quarter: Q1 FY2016



Provider/Program Name: Carl Malone Foundation, Inc. - Mercy's Door II (994) - CCI

2295 Dawnville Beaverdale Rd., Dalton, GA 30721

Phone: 706-277-0732

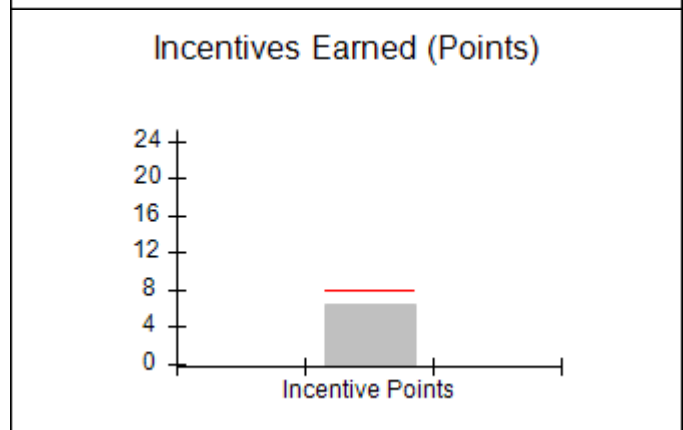
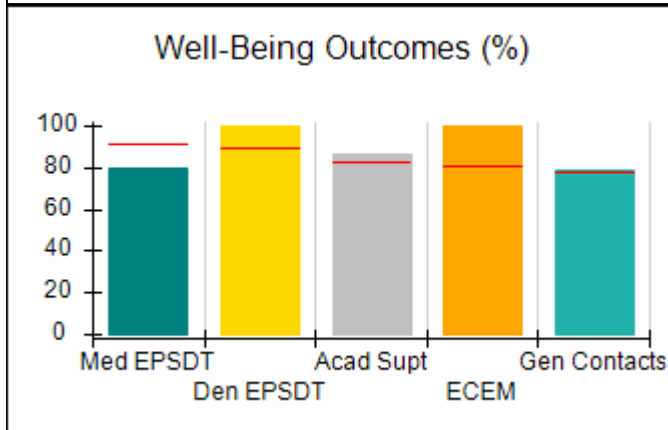
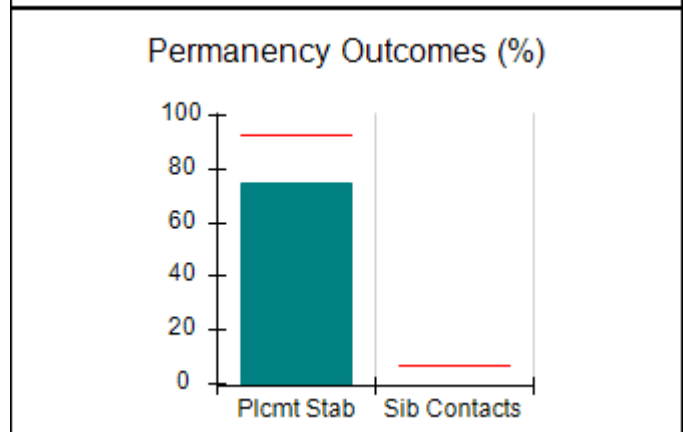
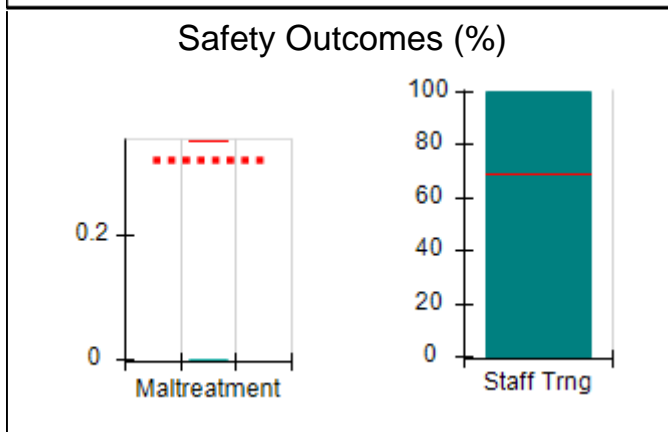
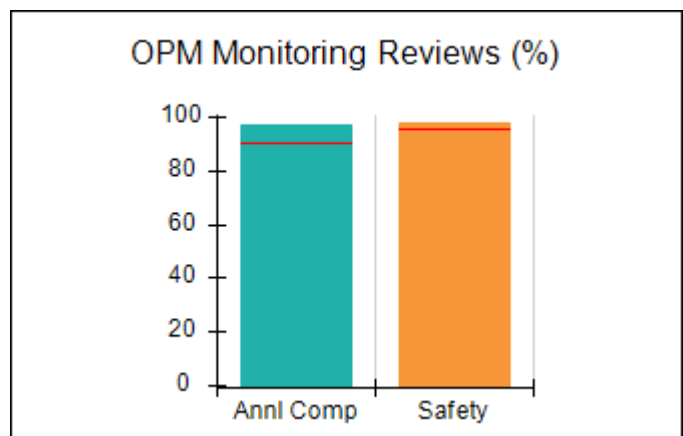
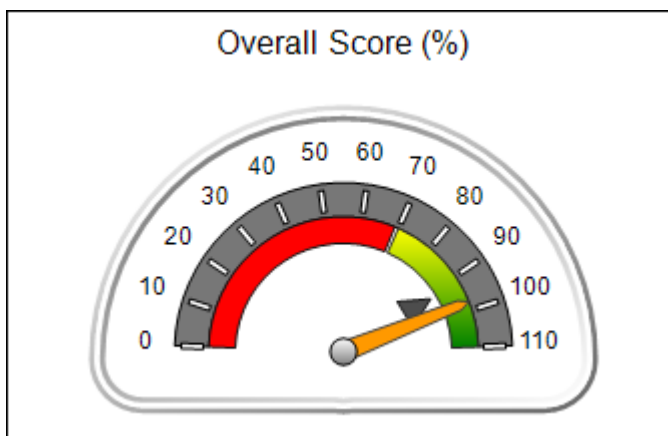
Vendor ID# 35801

Quarterly Scores (Grades)		Current Quarter Score (Grade)
Q1: 97.69 (A+)	Q2: 102.30 (A+)	97.69% (A+)
Q3: 105.47 (A+)	Q4: 99.58 (A+)	
Program Census Information:		# Children in Care During Quarter: 8
		# Placements During Quarter: 8
		# Children in Care On Last Day: 6

Quarterly Provider Comparisons to All CCIs

■■■■■■■■ indicates MalTx Threshold

▼ ————— indicates average for all CCIs





DHS, DFCS, Office of Provider Management
Performance-Based Placement Measures
RBWO Provider GA+SCORECARD - CCI
Report Quarter: Q1 FY2016



Provider/Program Name: Carl Malone Foundation, Inc. - Mercy's Door II (994) - CCI				
2295 Dawnvile Beaverdale Rd., Dalton, GA 30721 Phone: 706-277-0732 Vendor ID# 35801		Quarterly Scores (Grades)		Current Quarter Score (Grade)
		Q1: 97.69 (A+)	Q2: 102.30 (A+)	97.69%
		Q3: 105.47 (A+)	Q4: 99.58 (A+)	(A+)
Program Census Information:		# Children in Care During Quarter: 8	# Placements During Quarter: 8	# Children in Care On Last Day: 6
	Avg Performance All CCIs (%)	Provider Performance (%)*	Possible Points (Weight)	Provider Points Earned
OPM Monitoring Reviews				
Annual Comprehensive Reviews	90%	97%	25	24.34
Safety Reviews	96%	98%	15	14.68
Monitoring Sub-Total			40	39.02
CCI Safety Outcomes				
Incidence of Maltreatment	0.35%	No Substantiated Reports	10	10.00
Staff Training	69%	100%	4	4.00
Safety Sub-Total			14	14.00
CCI Permanency Outcomes				
Placement Stability	93%	75%	20	15.00
Sibling Contacts	7%	None Planned		
Permanency Sub-Total			20	15.00
CCI Well-Being Outcomes				
EPSDT Medical Visits	91%	80%	4	3.20
EPSDT Dental Visits	89%	100%	4	4.00
Academic Supports	82%	86%	4	3.44
Provider ECEM Visits	80%	100%	7	7.00
Provider General Contacts	77%	79%	7	5.53
Well-Being Sub-Total			26	23.17
*Performance calculation descriptions can be found in the FY 2016 RBWO PBP Measurements and Standards Guide.				

Monitoring & Outcomes: Possible Points = 100	Points Earned = 91.19
Score Before Incentives Credit	91.19%
Incentives Awarded	6.50 pts
PBP Verification	N/A pts
Total Score	97.69%

Provider/Program Name: Carl Malone Foundation, Inc. - Mercy's Door II (994) - CCI
--



DHS, DFCS, Office of Provider Management
Performance-Based Placement Measures
RBWO Provider GA+SCORECARD - CCI



Report Quarter: Q1 FY2016

Program Census Information:		# Children in Care During Quarter: 8	# Placements During Quarter: 8	# Children in Care On Last Day: 6
CCI Incentive Credits	Avg Performance All CCIs (Points)	Provider Performance (%)*	Possible Points (Weight)	Provider Points Earned
Early EPSDT Medical Visits		0%	2	0.00
Early EPSDT Dental Visits		100%	2	2.00
Permanency Contacts		None Planned	5	
Additional Academic Supports		0%	2	0.00
Active Agency Accreditation		0%	4	0.00
Staff Clinical Licensure		10%	5	0.50
Behavior Management (threshold = 0)		100%	4	4.00
Incentives Total	7.91		24	6.50
Maximum total combined incentive credit allowed is 10 points.			Incentives Awarded	6.50

*Performance calculation descriptions can be found in the FY 2016 RBWO PBP Measurements and Standards Guide.

Child Protective Services Investigations and Dispositions		
The following investigations data, which is not used for scoring but is considered significant to a provider's performance, is from Georgia SHINES and is not considered final or complete until the end of the fiscal year.		
Total Reports:	0	
Number Screened In:	0	
Number Screened Out:	0	
Number Substantiated:	0	
Number Unsubstantiated:	0	
Number Active CPS Investigations:	0	



DHS, DFCS, Office of Provider Management
Performance-Based Placement Measures
RBWO Provider GA+SCORECARD - CCI



Report Quarter: Q1 FY2016

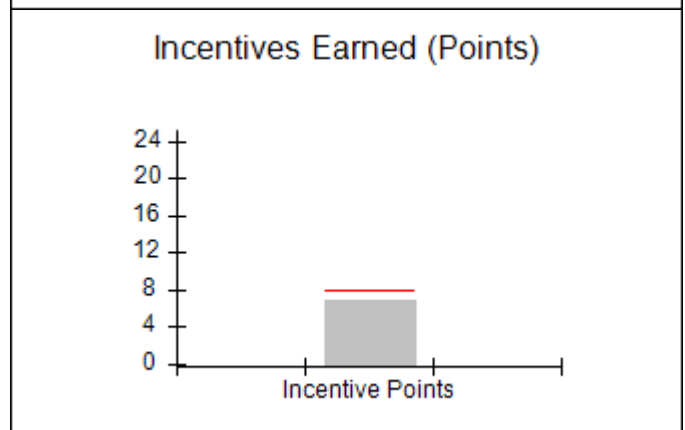
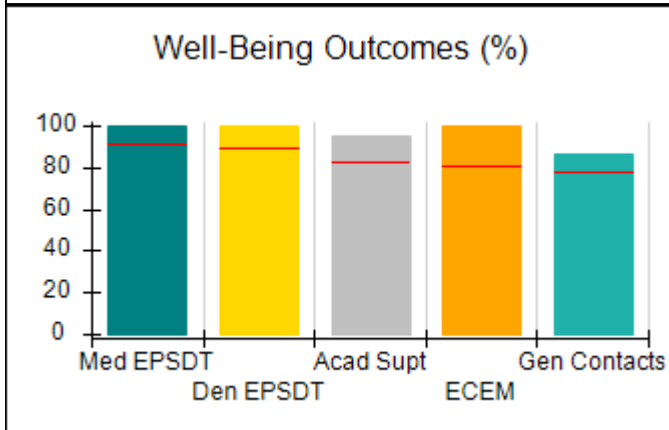
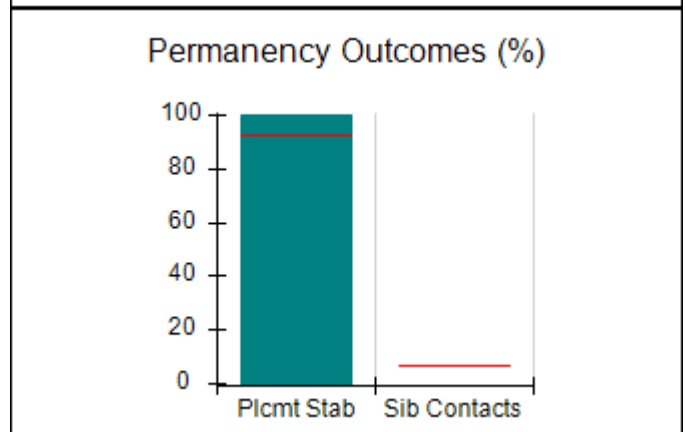
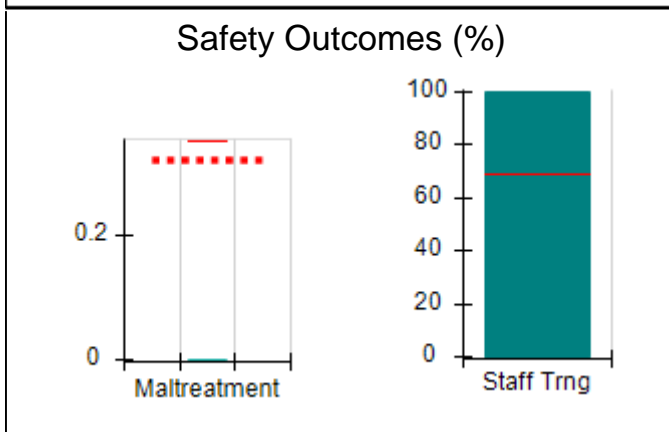
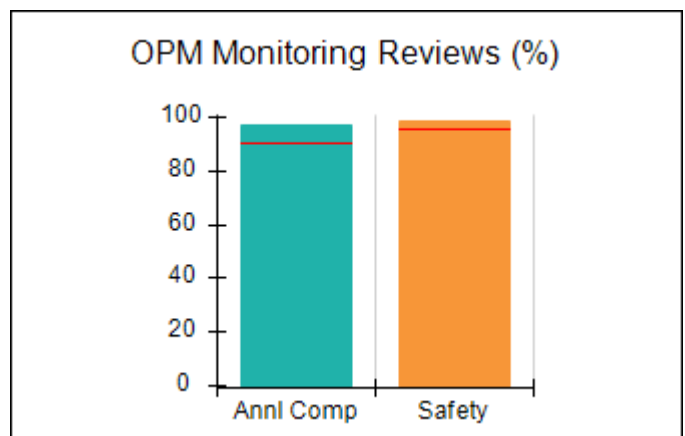
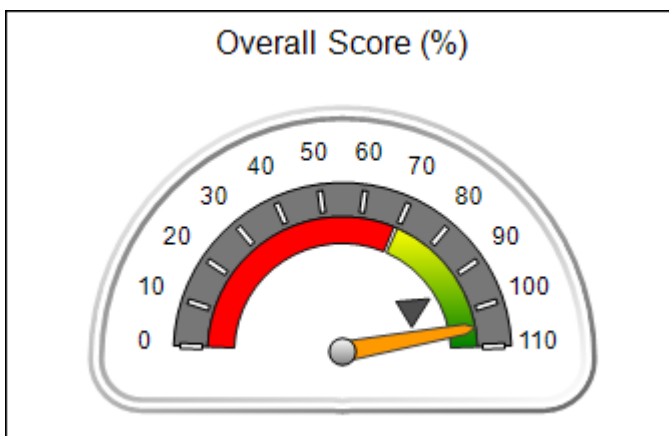
Provider/Program Name: Carl Malone Foundation, Inc. - Mercy's Door III (1041) - CCI

345 Rockman Way, Dalton, GA 30721 Phone: 706-217-6185 Vendor ID# 75482	Quarterly Scores (Grades)		Current Quarter Score (Grade)
	Q1: 104.82 (A+)	Q2: 105.15 (A+)	104.82% (A+)
	Q3: 107.43 (A+)	Q4: 105.60 (A+)	
Program Census Information:	# Children in Care During Quarter: 12	# Placements During Quarter: 12	# Children in Care On Last Day: 8

Quarterly Provider Comparisons to All CCIs

■■■■■■■■ indicates MalTx Threshold

▼ — indicates average for all CCIs





DHS, DFCS, Office of Provider Management
Performance-Based Placement Measures
RBWO Provider GA+SCORECARD - CCI
Report Quarter: Q1 FY2016



Provider/Program Name: Carl Malone Foundation, Inc. - Mercy's Door III (1041) - CCI				
345 Rockman Way, Dalton, GA 30721		Quarterly Scores (Grades)		Current Quarter Score (Grade)
Phone: 706-217-6185		Q1: 104.82 (A+)	Q2: 105.15 (A+)	104.82%
Vendor ID# 75482		Q3: 107.43 (A+)	Q4: 105.60 (A+)	(A+)
Program Census Information:		# Children in Care During Quarter: 12	# Placements During Quarter: 12	# Children in Care On Last Day: 8
	Avg Performance All CCIs (%)	Provider Performance (%)*	Possible Points (Weight)	Provider Points Earned
OPM Monitoring Reviews				
Annual Comprehensive Reviews	90%	97%	25	24.25
Safety Reviews	96%	99%	15	14.87
Monitoring Sub-Total			40	39.12
CCI Safety Outcomes				
Incidence of Maltreatment	0.35%	No Substantiated Reports	10	10.00
Staff Training	69%	100%	4	4.00
Safety Sub-Total			14	14.00
CCI Permanency Outcomes				
Placement Stability	93%	100%	20	20.00
Sibling Contacts	7%	None Planned		
Permanency Sub-Total			20	20.00
CCI Well-Being Outcomes				
EPSDT Medical Visits	91%	100%	4	4.00
EPSDT Dental Visits	89%	100%	4	4.00
Academic Supports	82%	95%	4	3.80
Provider ECEM Visits	80%	100%	7	7.00
Provider General Contacts	77%	86%	7	6.02
Well-Being Sub-Total			26	24.82
*Performance calculation descriptions can be found in the FY 2016 RBWO PBP Measurements and Standards Guide.				

Monitoring & Outcomes: Possible Points = 100	Points Earned = 97.94
Score Before Incentives Credit	97.94%
Incentives Awarded	6.88 pts
PBP Verification	N/A pts
Total Score	104.82%

Provider/Program Name: Carl Malone Foundation, Inc. - Mercy's Door III (1041) - CCI
--



DHS, DFCS, Office of Provider Management
Performance-Based Placement Measures
RBWO Provider GA+SCORECARD - CCI



Report Quarter: Q1 FY2016

Program Census Information:		# Children in Care During Quarter: 12	# Placements During Quarter: 12	# Children in Care On Last Day: 8
CCI Incentive Credits	Avg Performance All CCIs (Points)	Provider Performance (%)*	Possible Points (Weight)	Provider Points Earned
Early EPSDT Medical Visits		100%	2	2.00
Early EPSDT Dental Visits		Not Eligible	2	
Permanency Contacts		None Planned	5	
Additional Academic Supports		19%	2	0.38
Active Agency Accreditation		0%	4	0.00
Staff Clinical Licensure		10%	5	0.50
Behavior Management (threshold = 0)		100%	4	4.00
Incentives Total	7.91		24	6.88
Maximum total combined incentive credit allowed is 10 points.			Incentives Awarded	6.88

*Performance calculation descriptions can be found in the FY 2016 RBWO PBP Measurements and Standards Guide.

Child Protective Services Investigations and Dispositions		
The following investigations data, which is not used for scoring but is considered significant to a provider's performance, is from Georgia SHINES and is not considered final or complete until the end of the fiscal year.		
Total Reports:	0	
Number Screened In:	0	
Number Screened Out:	0	
Number Substantiated:	0	
Number Unsubstantiated:	0	
Number Active CPS Investigations:	0	



DHS, DFCS, Office of Provider Management
Performance-Based Placement Measures
RBWO Provider GA+SCORECARD - CCI
Report Quarter: Q1 FY2016



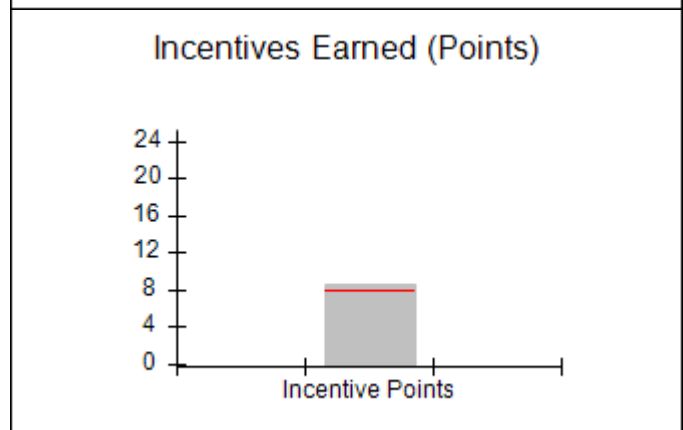
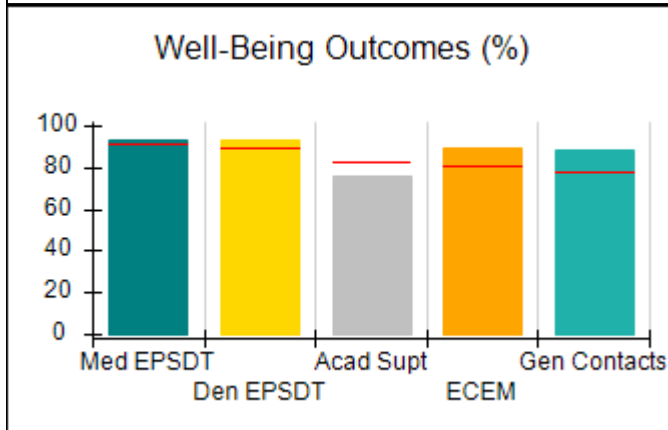
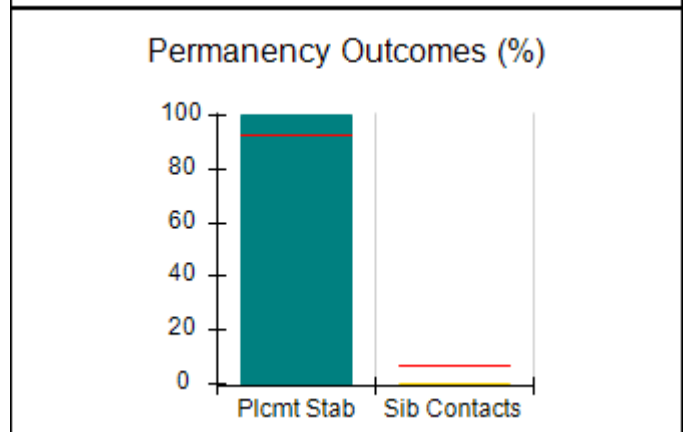
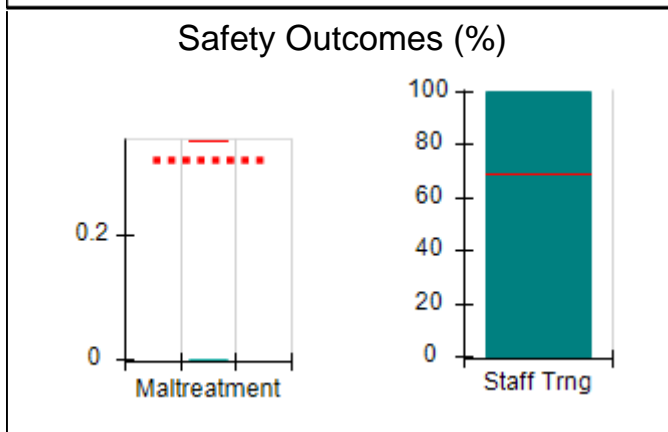
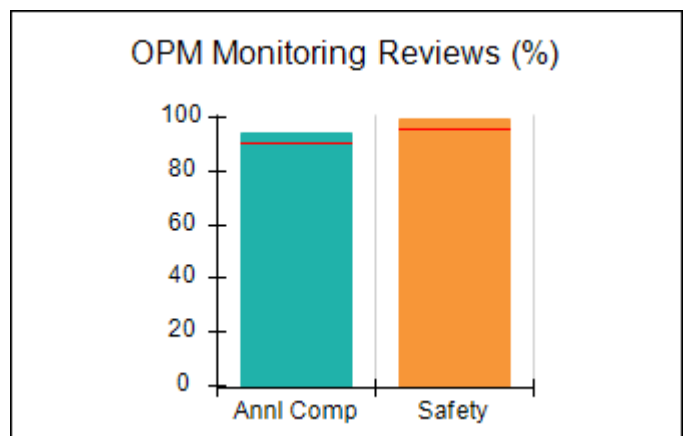
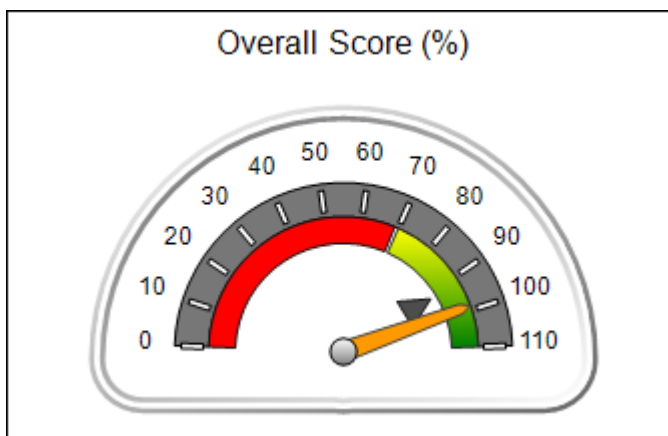
Provider/Program Name: Carrie Steele-Pitts Home, Inc. - (577) - CCI

667 Fairburn Rd., NW, Atlanta, GA 30331 Phone: 404-691-5187 Vendor ID# 35258	Quarterly Scores (Grades)		Current Quarter Score (Grade)
	Q1: 98.83 (A+)	Q2: 101.00 (A+)	98.83% (A+)
	Q3: 98.82 (A+)	Q4: 98.19 (A+)	
Program Census Information:	# Children in Care During Quarter: 19	# Placements During Quarter: 19	# Children in Care On Last Day: 16

Quarterly Provider Comparisons to All CCIs

■■■■■■■■ indicates MalTx Threshold

▼ — indicates average for all CCIs





DHS, DFCS, Office of Provider Management
Performance-Based Placement Measures
RBWO Provider GA+SCORECARD - CCI
Report Quarter: Q1 FY2016



Provider/Program Name: Carrie Steele-Pitts Home, Inc. - (577) - CCI

667 Fairburn Rd., NW, Atlanta, GA 30331 Phone: 404-691-5187 Vendor ID# 35258	Quarterly Scores (Grades)		Current Quarter Score (Grade)
	Q1: 98.83 (A+)	Q2: 101.00 (A+)	98.83%
	Q3: 98.82 (A+)	Q4: 98.19 (A+)	(A+)

Program Census Information:	# Children in Care During Quarter: 19	# Placements During Quarter: 19	# Children in Care On Last Day: 16
------------------------------------	--	--	---

	Avg Performance All CCIs (%)	Provider Performance (%)*	Possible Points (Weight)	Provider Points Earned
--	-------------------------------------	----------------------------------	---------------------------------	-------------------------------

OPM Monitoring Reviews

Annual Comprehensive Reviews	90%	94%	25	23.58
Safety Reviews	96%	99%	15	14.90
Monitoring Sub-Total			40	38.48

CCI Safety Outcomes

Incidence of Maltreatment	0.35%	No Substantiated Reports	10	10.00
Staff Training	69%	100%	4	4.00
Safety Sub-Total			14	14.00

CCI Permanency Outcomes

Placement Stability	93%	100%	15	15.00
Sibling Contacts	7%	0%	5	0.00
Permanency Sub-Total			20	15.00

CCI Well-Being Outcomes

EPSDT Medical Visits	91%	93%	4	3.72
EPSDT Dental Visits	89%	93%	4	3.72
Academic Supports	82%	76%	4	3.04
Provider ECEM Visits	80%	89%	7	6.23
Provider General Contacts	77%	88%	7	6.16
Well-Being Sub-Total			26	22.87

*Performance calculation descriptions can be found in the FY 2016 RBWO PBP Measurements and Standards Guide.

Monitoring & Outcomes: Possible Points = 100		Points Earned = 90.35	
Score Before Incentives Credit			90.35%
Incentives Awarded			8.48 pts
PBP Verification			N/A pts
Total Score			98.83%

Provider/Program Name: Carrie Steele-Pitts Home, Inc. - (577) - CCI



DHS, DFCS, Office of Provider Management
Performance-Based Placement Measures
RBWO Provider GA+SCORECARD - CCI



Report Quarter: Q1 FY2016

Program Census Information:		# Children in Care During Quarter: 19	# Placements During Quarter: 19	# Children in Care On Last Day: 16
CCI Incentive Credits	Avg Performance All CCIs (Points)	Provider Performance (%)*	Possible Points (Weight)	Provider Points Earned
Early EPSDT Medical Visits		83%	2	1.66
Early EPSDT Dental Visits		88%	2	1.76
Permanency Contacts		14%	5	0.70
Additional Academic Supports		18%	2	0.36
Active Agency Accreditation		0%	4	0.00
Staff Clinical Licensure		0%	5	0.00
Behavior Management (threshold = 0)		100%	4	4.00
Incentives Total	7.91		24	8.48
Maximum total combined incentive credit allowed is 10 points.			Incentives Awarded	8.48
*Performance calculation descriptions can be found in the FY 2016 RBWO PBP Measurements and Standards Guide.				

Child Protective Services Investigations and Dispositions		
The following investigations data, which is not used for scoring but is considered significant to a provider's performance, is from Georgia SHINES and is not considered final or complete until the end of the fiscal year.		
Total Reports:	0	
Number Screened In:	0	
Number Screened Out:	0	
Number Substantiated:	0	
Number Unsubstantiated:	0	
Number Active CPS Investigations:	0	



DHS, DFCS, Office of Provider Management
Performance-Based Placement Measures
RBWO Provider GA+SCORECARD - CCI



Report Quarter: Q1 FY2016

Provider/Program Name: Center for Children and Young Adults, The - Another Chance (578) - CCI

2221 Austell Rd., Marietta, GA 30008

Phone: 770-485-1641

Vendor ID# 35264

Quarterly Scores (Grades)

Current Quarter Score (Grade)

Q1: 94.03 (A)

Q2: 84.90 (B)

94.03%

Q3: 87.34 (B+)

Q4: 93.49 (A-)

(A)

Program Census Information:

Children in Care During
Quarter: 19

Placements During
Quarter: 19

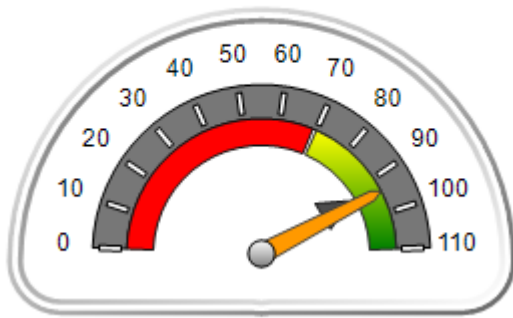
Children in Care On Last
Day: 9

Quarterly Provider Comparisons to All CCIs

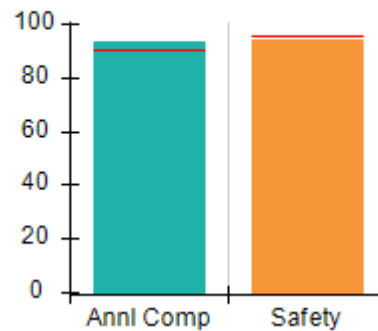
■■■■■■■■ indicates MalTx Threshold

▼ indicates average for all CCIs

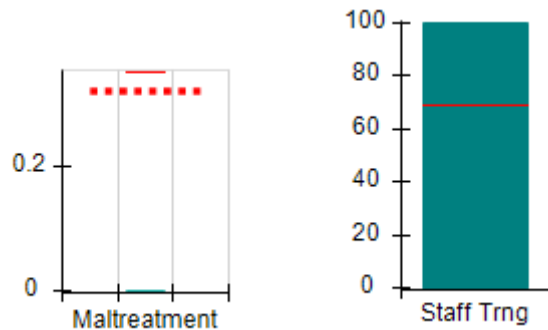
Overall Score (%)



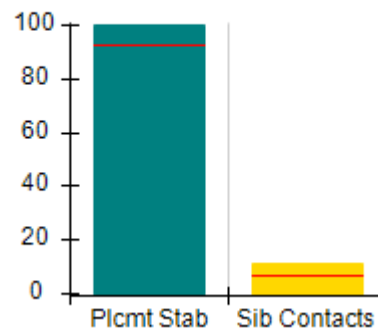
OPM Monitoring Reviews (%)



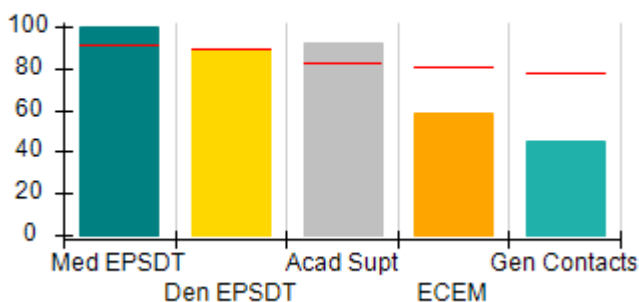
Safety Outcomes (%)



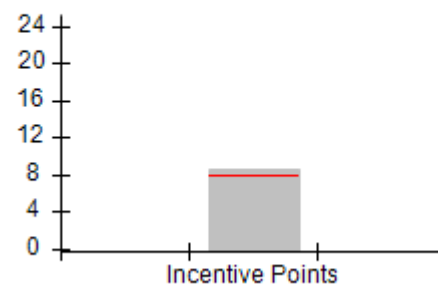
Permanency Outcomes (%)



Well-Being Outcomes (%)



Incentives Earned (Points)





DHS, DFCS, Office of Provider Management
Performance-Based Placement Measures
RBWO Provider GA+SCORECARD - CCI



Report Quarter: Q1 FY2016

Provider/Program Name: Center for Children and Young Adults, The - Another Chance (578) - CCI				
2221 Austell Rd., Marietta, GA 30008		Quarterly Scores (Grades)		Current Quarter Score (Grade)
Phone: 770-485-1641		Q1: 94.03 (A)	Q2: 84.90 (B)	94.03%
Vendor ID# 35264		Q3: 87.34 (B+)	Q4: 93.49 (A-)	(A)
Program Census Information:		# Children in Care During Quarter: 19	# Placements During Quarter: 19	# Children in Care On Last Day: 9
	Avg Performance All CCIs (%)	Provider Performance (%)*	Possible Points (Weight)	Provider Points Earned
OPM Monitoring Reviews				
Annual Comprehensive Reviews	90%	93%	25	23.33
Safety Reviews	96%	94%	15	14.09
Monitoring Sub-Total			40	37.42
CCI Safety Outcomes				
Incidence of Maltreatment	0.35%	No Substantiated Reports	10	10.00
Staff Training	69%	100%	4	4.00
Safety Sub-Total			14	14.00
CCI Permanency Outcomes				
Placement Stability	93%	100%	15	15.00
Sibling Contacts	7%	11%	5	0.55
Permanency Sub-Total			20	15.55
CCI Well-Being Outcomes				
EPSDT Medical Visits	91%	100%	4	4.00
EPSDT Dental Visits	89%	89%	4	3.56
Academic Supports	82%	92%	4	3.68
Provider ECEM Visits	80%	59%	7	4.13
Provider General Contacts	77%	45%	7	3.15
Well-Being Sub-Total			26	18.52
*Performance calculation descriptions can be found in the FY 2016 RBWO PBP Measurements and Standards Guide.				

Monitoring & Outcomes: Possible Points = 100	Points Earned = 85.49
Score Before Incentives Credit	85.49%
Incentives Awarded	8.54 pts
PBP Verification	N/A pts
Total Score	94.03%

Provider/Program Name: Center for Children and Young Adults, The - Another Chance (578) - CCI



DHS, DFCS, Office of Provider Management
Performance-Based Placement Measures
RBWO Provider GA+SCORECARD - CCI



Report Quarter: Q1 FY2016

Program Census Information:		# Children in Care During Quarter: 19	# Placements During Quarter: 19	# Children in Care On Last Day: 9
CCI Incentive Credits	Avg Performance All CCIs (Points)	Provider Performance (%)*	Possible Points (Weight)	Provider Points Earned
Early EPSDT Medical Visits		100%	2	2.00
Early EPSDT Dental Visits		50%	2	1.00
Permanency Contacts		10%	5	0.50
Additional Academic Supports		52%	2	1.04
Active Agency Accreditation		0%	4	0.00
Staff Clinical Licensure		0%	5	0.00
Behavior Management (threshold = 0)		100%	4	4.00
Incentives Total	7.91		24	8.54
Maximum total combined incentive credit allowed is 10 points.			Incentives Awarded	8.54
*Performance calculation descriptions can be found in the FY 2016 RBWO PBP Measurements and Standards Guide.				

Child Protective Services Investigations and Dispositions		
The following investigations data, which is not used for scoring but is considered significant to a provider's performance, is from Georgia SHINES and is not considered final or complete until the end of the fiscal year.		
Total Reports:	0	
Number Screened In:	0	
Number Screened Out:	0	
Number Substantiated:	0	
Number Unsubstantiated:	0	
Number Active CPS Investigations:	0	



DHS, DFCS, Office of Provider Management
Performance-Based Placement Measures
RBWO Provider GA+SCORECARD - CCI



Report Quarter: Q1 FY2016

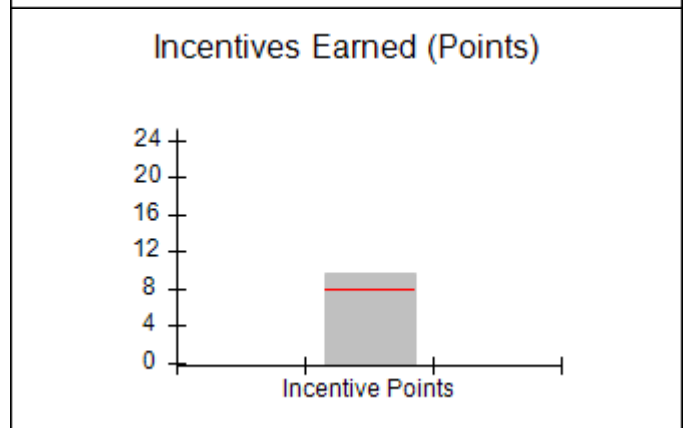
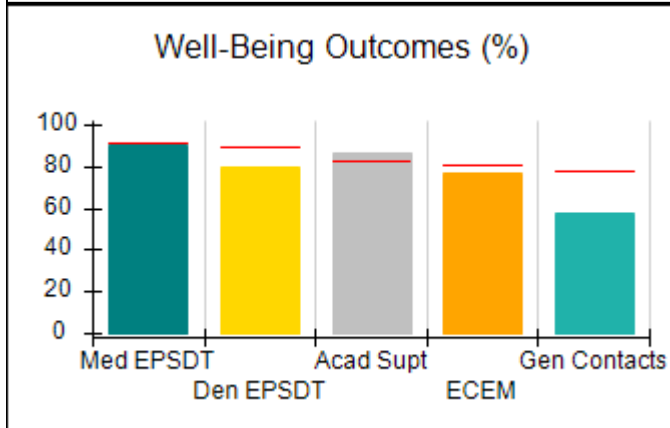
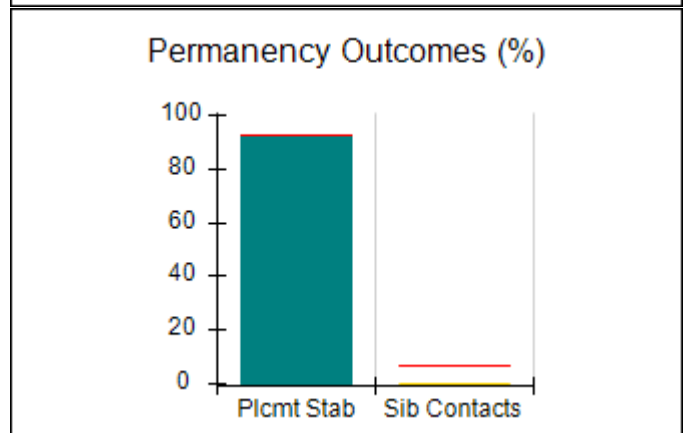
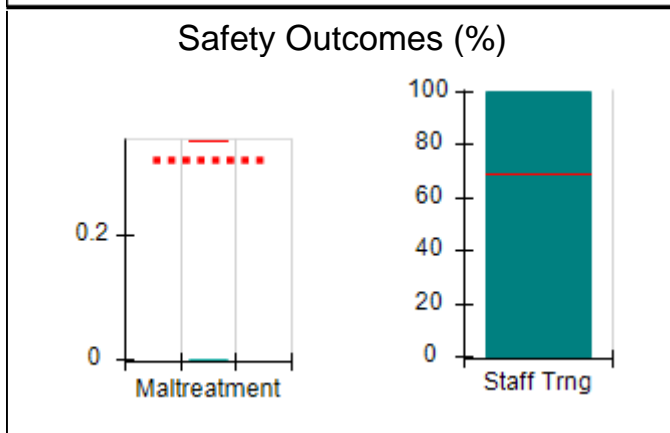
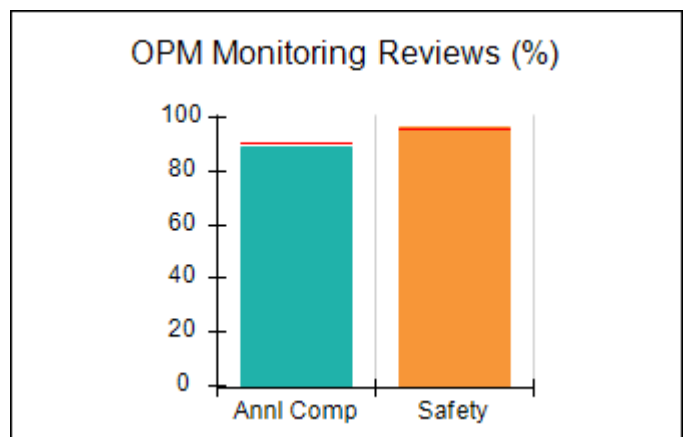
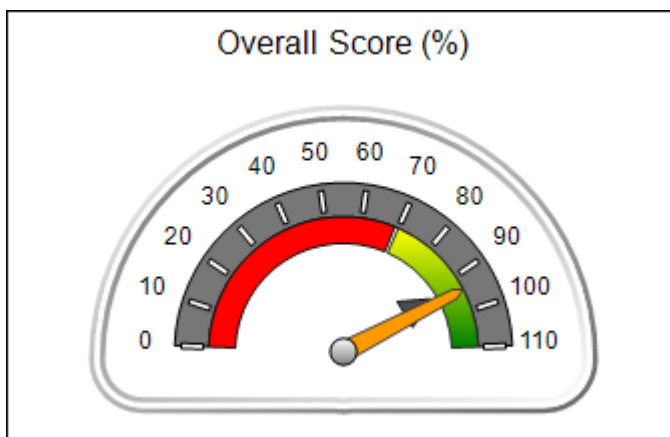
Provider/Program Name: Center for Children and Young Adults, The - Open Gate (579) - CCI

2221 Austell Rd., Marietta, GA 30008 Phone: 770-485-1630 Vendor ID# 35262	Quarterly Scores (Grades)		Current Quarter Score (Grade)
	Q1: 94.14 (A)	Q2: 94.81 (A)	94.14%
	Q3: 92.72 (A-)	Q4: 97.42 (A+)	(A)
Program Census Information:	# Children in Care During Quarter: 15	# Placements During Quarter: 16	# Children in Care On Last Day: 7

Quarterly Provider Comparisons to All CCIs

■■■■■■■■ indicates MalTx Threshold

▼ ————— indicates average for all CCIs





DHS, DFCS, Office of Provider Management
Performance-Based Placement Measures
RBWO Provider GA+SCORECARD - CCI



Report Quarter: Q1 FY2016

Provider/Program Name: Center for Children and Young Adults, The - Open Gate (579) - CCI

2221 Austell Rd., Marietta, GA 30008 Phone: 770-485-1630 Vendor ID# 35262	Quarterly Scores (Grades)		Current Quarter Score (Grade)
	Q1: 94.14 (A)	Q2: 94.81 (A)	94.14%
	Q3: 92.72 (A-)	Q4: 97.42 (A+)	(A)

Program Census Information:	# Children in Care During Quarter: 15	# Placements During Quarter: 16	# Children in Care On Last Day: 7
-----------------------------	---------------------------------------	---------------------------------	-----------------------------------

	Avg Performance All CCIs (%)	Provider Performance (%)*	Possible Points (Weight)	Provider Points Earned
--	-------------------------------------	----------------------------------	---------------------------------	-------------------------------

OPM Monitoring Reviews

Annual Comprehensive Reviews	90%	89%	25	22.33
Safety Reviews	96%	97%	15	14.51
Monitoring Sub-Total			40	36.85

CCI Safety Outcomes

Incidence of Maltreatment	0.35%	No Substantiated Reports	10	10.00
Staff Training	69%	100%	4	4.00
Safety Sub-Total			14	14.00

CCI Permanency Outcomes

Placement Stability	93%	93%	15	13.95
Sibling Contacts	7%	0%	5	0.00
Permanency Sub-Total			20	13.95

CCI Well-Being Outcomes

EPSDT Medical Visits	91%	90%	4	3.60
EPSDT Dental Visits	89%	80%	4	3.20
Academic Supports	82%	86%	4	3.44
Provider ECEM Visits	80%	77%	7	5.39
Provider General Contacts	77%	58%	7	4.06
Well-Being Sub-Total			26	19.69

*Performance calculation descriptions can be found in the FY 2016 RBWO PBP Measurements and Standards Guide.

Monitoring & Outcomes: Possible Points = 100		Points Earned = 84.49	
Score Before Incentives Credit		84.49%	
Incentives Awarded		9.65 pts	
PBP Verification		N/A pts	
Total Score		94.14%	

Provider/Program Name: Center for Children and Young Adults, The - Open Gate (579) - CCI



DHS, DFCS, Office of Provider Management
Performance-Based Placement Measures
RBWO Provider GA+SCORECARD - CCI



Report Quarter: Q1 FY2016

Program Census Information:		# Children in Care During Quarter: 15	# Placements During Quarter: 16	# Children in Care On Last Day: 7
CCI Incentive Credits	Avg Performance All CCIs (Points)	Provider Performance (%)*	Possible Points (Weight)	Provider Points Earned
Early EPSDT Medical Visits		75%	2	1.50
Early EPSDT Dental Visits		60%	2	1.20
Permanency Contacts		25%	5	1.25
Additional Academic Supports		85%	2	1.70
Active Agency Accreditation		0%	4	0.00
Staff Clinical Licensure		0%	5	0.00
Behavior Management (threshold = 0)		100%	4	4.00
Incentives Total	7.91		24	9.65
Maximum total combined incentive credit allowed is 10 points.			Incentives Awarded	9.65

*Performance calculation descriptions can be found in the FY 2016 RBWO PBP Measurements and Standards Guide.

Child Protective Services Investigations and Dispositions		
The following investigations data, which is not used for scoring but is considered significant to a provider's performance, is from Georgia SHINES and is not considered final or complete until the end of the fiscal year.		
Total Reports:	1	
Number Screened In:	0	
Number Screened Out:	1	
Number Substantiated:	0	
Number Unsubstantiated:	0	
Number Active CPS Investigations:	0	



DHS, DFCS, Office of Provider Management
Performance-Based Placement Measures
RBWO Provider GA+SCORECARD - CCI



Report Quarter: Q1 FY2016

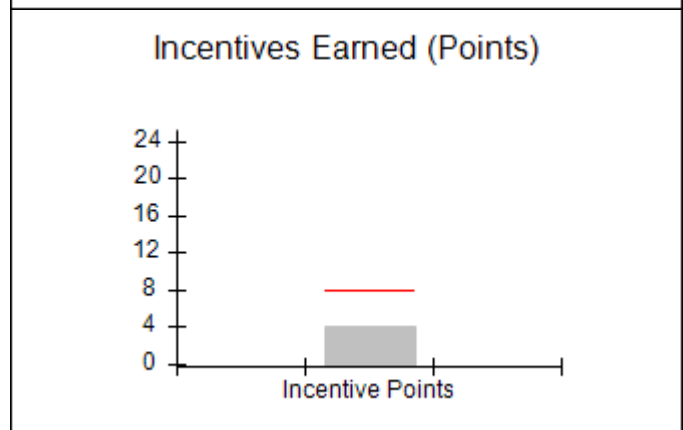
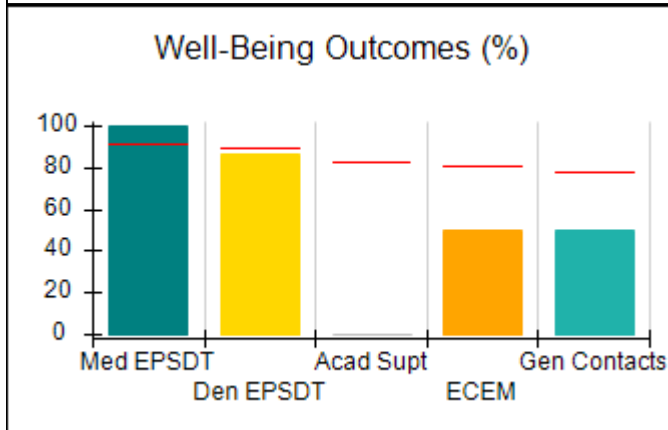
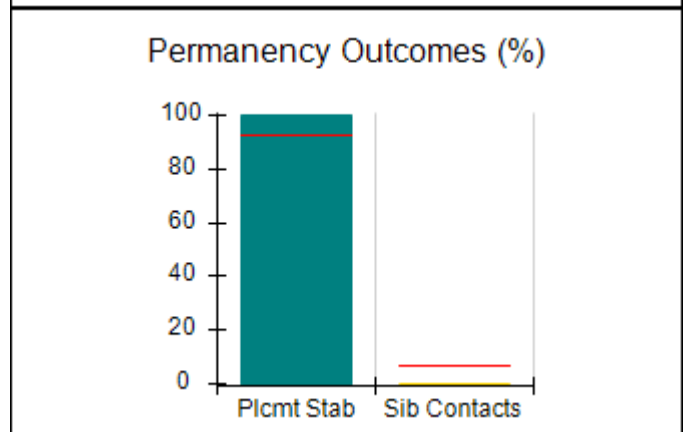
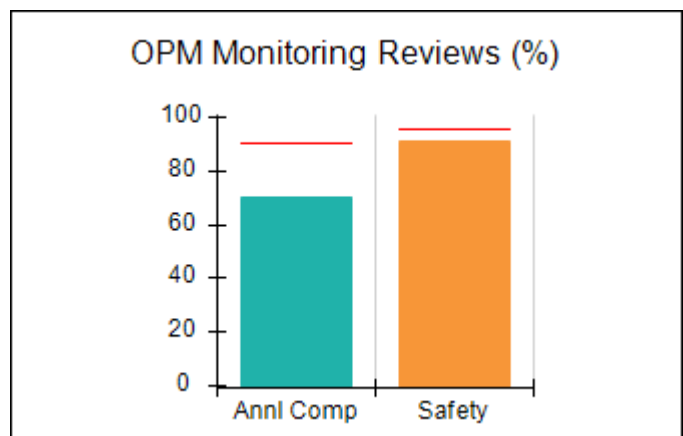
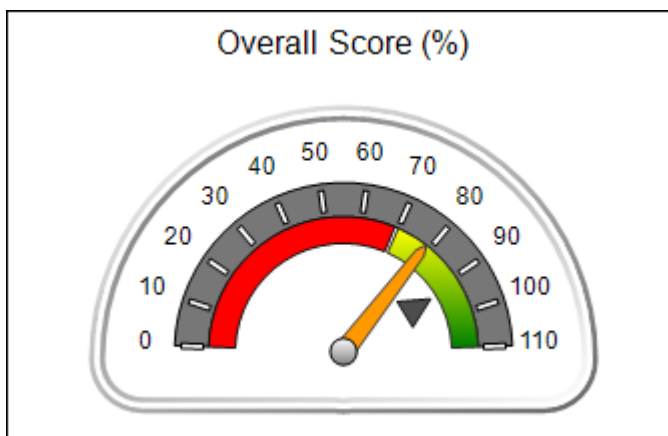
Provider/Program Name: Chestnut Manor - (581) - CCI

8673 Chestnut Ln., Lithia Springs, GA 30122 Phone: 770 489 4168 Vendor ID# 35269	Quarterly Scores (Grades)		Current Quarter Score (Grade)
	Q1: 78.67 (C+)	Q2: 74.96 (C)	78.67% (C+)
	Q3: 72.97 (C-)	Q4: 87.91 (B+)	
Program Census Information:	# Children in Care During Quarter: 9	# Placements During Quarter: 9	# Children in Care On Last Day: 6

Quarterly Provider Comparisons to All CCIs

■■■■■■■■ indicates MalTx Threshold

▼ ————— indicates average for all CCIs





DHS, DFCS, Office of Provider Management
Performance-Based Placement Measures
RBWO Provider GA+SCORECARD - CCI
Report Quarter: Q1 FY2016



Provider/Program Name: Chestnut Manor - (581) - CCI

8673 Chestnut Ln., Lithia Springs, GA 30122 Phone: 770 489 4168 Vendor ID# 35269	Quarterly Scores (Grades)		Current Quarter Score (Grade)
	Q1: 78.67 (C+)	Q2: 74.96 (C)	78.67%
	Q3: 72.97 (C-)	Q4: 87.91 (B+)	(C+)

Program Census Information:	# Children in Care During Quarter: 9	# Placements During Quarter: 9	# Children in Care On Last Day: 6
-----------------------------	--------------------------------------	--------------------------------	-----------------------------------

	Avg Performance All CCIs (%)	Provider Performance (%)*	Possible Points (Weight)	Provider Points Earned
--	------------------------------	---------------------------	--------------------------	------------------------

OPM Monitoring Reviews

Annual Comprehensive Reviews	90%	70%	25	17.58
Safety Reviews	96%	91%	15	13.65
Monitoring Sub-Total			40	31.23

CCI Safety Outcomes

Incidence of Maltreatment	0.35%	No Substantiated Reports	10	10.00
Staff Training	69%	100%	4	4.00
Safety Sub-Total			14	14.00

CCI Permanency Outcomes

Placement Stability	93%	100%	15	15.00
Sibling Contacts	7%	0%	5	0.00
Permanency Sub-Total			20	15.00

CCI Well-Being Outcomes

EPSDT Medical Visits	91%	100%	4	4.00
EPSDT Dental Visits	89%	86%	4	3.44
Academic Supports	82%	0%	4	0.00
Provider ECEM Visits	80%	50%	7	3.50
Provider General Contacts	77%	50%	7	3.50
Well-Being Sub-Total			26	14.44

*Performance calculation descriptions can be found in the FY 2016 RBWO PBP Measurements and Standards Guide.

Monitoring & Outcomes: Possible Points = 100		Points Earned = 74.67	
Score Before Incentives Credit		74.67%	
Incentives Awarded		4.00 pts	
PBP Verification		N/A pts	
Total Score		78.67%	

Provider/Program Name: Chestnut Manor - (581) - CCI



DHS, DFCS, Office of Provider Management
Performance-Based Placement Measures
RBWO Provider GA+SCORECARD - CCI



Report Quarter: Q1 FY2016

Program Census Information:		# Children in Care During Quarter: 9	# Placements During Quarter: 9	# Children in Care On Last Day: 6
CCI Incentive Credits	Avg Performance All CCIs (Points)	Provider Performance (%)*	Possible Points (Weight)	Provider Points Earned
Early EPSDT Medical Visits		Not Eligible	2	
Early EPSDT Dental Visits		0%	2	0.00
Permanency Contacts		0%	5	0.00
Additional Academic Supports		0%	2	0.00
Active Agency Accreditation		0%	4	0.00
Staff Clinical Licensure		0%	5	0.00
Behavior Management (threshold = 0)		100%	4	4.00
Incentives Total	7.91		24	4.00
Maximum total combined incentive credit allowed is 10 points.			Incentives Awarded	4.00
*Performance calculation descriptions can be found in the FY 2016 RBWO PBP Measurements and Standards Guide.				

Child Protective Services Investigations and Dispositions

The following investigations data, which is not used for scoring but is considered significant to a provider's performance, is from Georgia SHINES and is not considered final or complete until the end of the fiscal year.

Total Reports:	0
Number Screened In:	0
Number Screened Out:	0
Number Substantiated:	0
Number Unsubstantiated:	0
Number Active CPS Investigations:	0



DHS, DFCS, Office of Provider Management
Performance-Based Placement Measures
RBWO Provider GA+SCORECARD - CCI



Report Quarter: Q1 FY2016

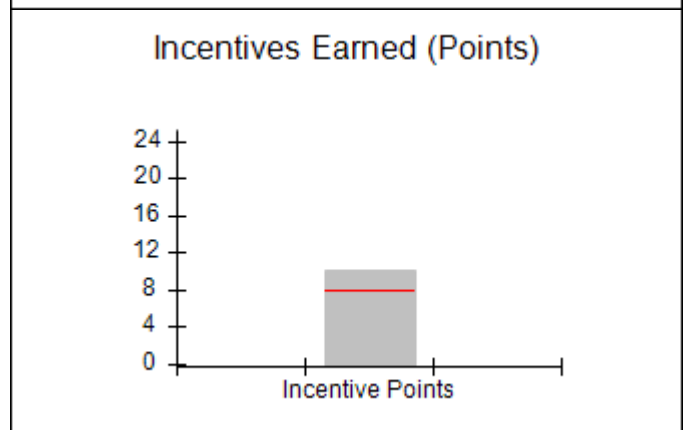
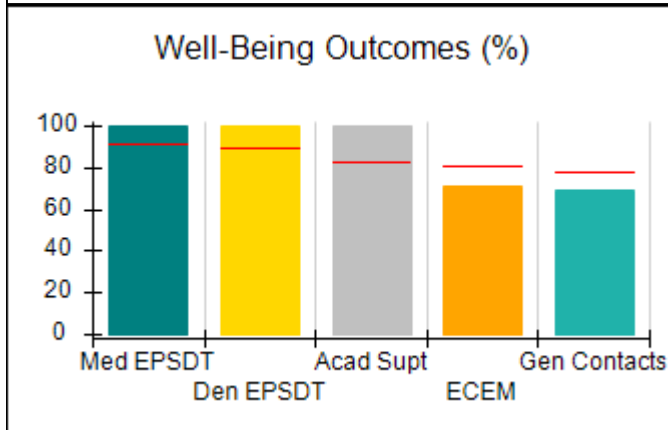
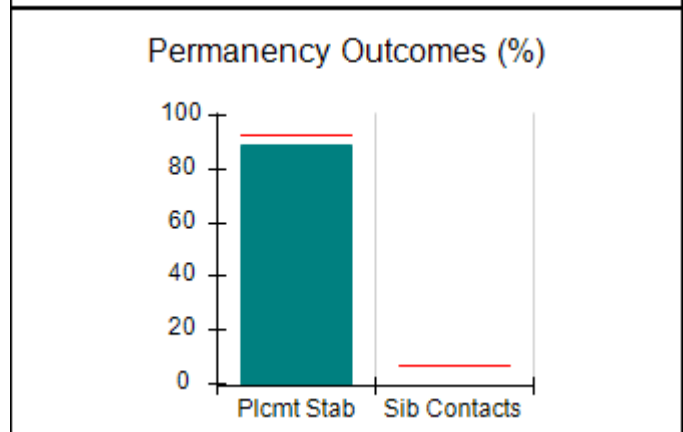
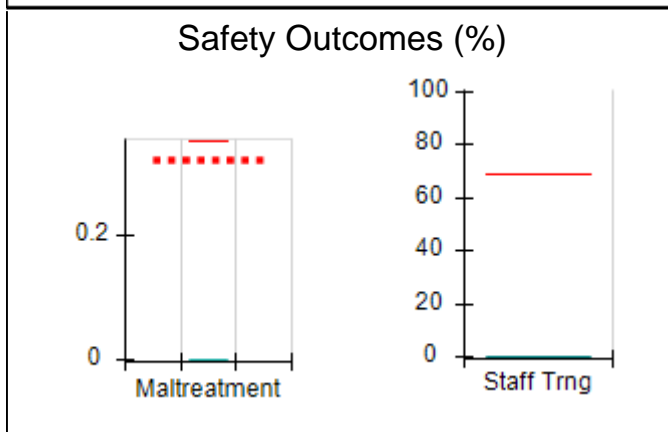
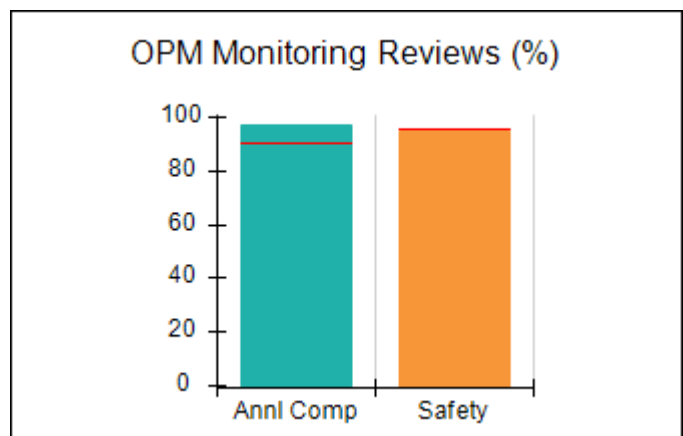
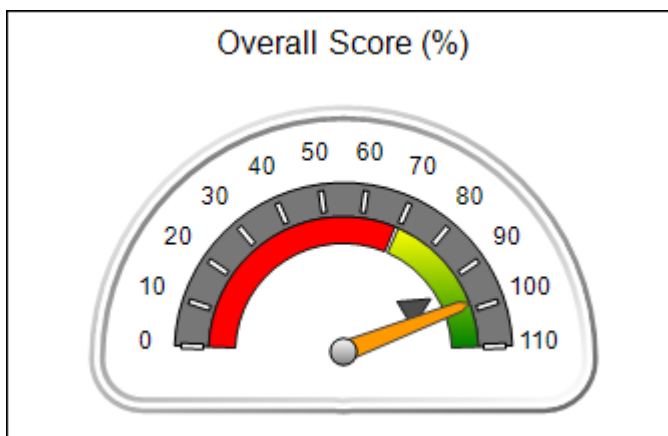
Provider/Program Name: CHRIS 180 Inc. - Dekalb (597) - CCI

2914 Cocklebur Trail, Decatur, GA 30334 Phone: (404) 284-0109 Vendor ID# 35278	Quarterly Scores (Grades)		Current Quarter Score (Grade)
	Q1: 98.07 (A+)	Q2: 94.10 (A)	98.07% (A+)
	Q3: 95.10 (A)	Q4: 90.70 (A-)	
Program Census Information:	# Children in Care During Quarter: 9	# Placements During Quarter: 9	# Children in Care On Last Day: 6

Quarterly Provider Comparisons to All CCIs

■■■■■■■■ indicates MalTx Threshold

▼ ————— indicates average for all CCIs





DHS, DFCS, Office of Provider Management
Performance-Based Placement Measures
RBWO Provider GA+SCORECARD - CCI
Report Quarter: Q1 FY2016



Provider/Program Name: CHRIS 180 Inc. - Dekalb (597) - CCI

2914 Cocklebur Trail, Decatur, GA 30334 Phone: (404) 284-0109 Vendor ID# 35278	Quarterly Scores (Grades)		Current Quarter Score (Grade)
	Q1: 98.07 (A+)	Q2: 94.10 (A)	98.07% (A+)
	Q3: 95.10 (A)	Q4: 90.70 (A-)	

Program Census Information:	# Children in Care During Quarter: 9	# Placements During Quarter: 9	# Children in Care On Last Day: 6
-----------------------------	--------------------------------------	--------------------------------	-----------------------------------

	Avg Performance All CCIs (%)	Provider Performance (%)*	Possible Points (Weight)	Provider Points Earned
--	-------------------------------------	----------------------------------	---------------------------------	-------------------------------

OPM Monitoring Reviews

Annual Comprehensive Reviews	90%	97%	25	24.25
Safety Reviews	96%	95%	15	14.22
Monitoring Sub-Total			40	38.47

CCI Safety Outcomes

Incidence of Maltreatment	0.35%	No Substantiated Reports	10	10.00
Staff Training	69%	0%	4	0.00
Safety Sub-Total			14	10.00

CCI Permanency Outcomes

Placement Stability	93%	89%	20	17.80
Sibling Contacts	7%	None Planned		
Permanency Sub-Total			20	17.80

CCI Well-Being Outcomes

EPSDT Medical Visits	91%	100%	4	4.00
EPSDT Dental Visits	89%	100%	4	4.00
Academic Supports	82%	100%	4	4.00
Provider ECEM Visits	80%	71%	7	4.97
Provider General Contacts	77%	69%	7	4.83
Well-Being Sub-Total			26	21.80

*Performance calculation descriptions can be found in the FY 2016 RBWO PBP Measurements and Standards Guide.

Monitoring & Outcomes: Possible Points = 100		Points Earned = 88.07	
Score Before Incentives Credit			88.07%
Incentives Awarded			10.00 pts
PBP Verification			N/A pts
Total Score			98.07%

Provider/Program Name: CHRIS 180 Inc. - Dekalb (597) - CCI



DHS, DFCS, Office of Provider Management
Performance-Based Placement Measures
RBWO Provider GA+SCORECARD - CCI



Report Quarter: Q1 FY2016

Program Census Information:		# Children in Care During Quarter: 9	# Placements During Quarter: 9	# Children in Care On Last Day: 6
CCI Incentive Credits	Avg Performance All CCIs (Points)	Provider Performance (%)*	Possible Points (Weight)	Provider Points Earned
Early EPSDT Medical Visits		100%	2	2.00
Early EPSDT Dental Visits		100%	2	2.00
Permanency Contacts		None Planned	5	
Additional Academic Supports		0%	2	0.00
Active Agency Accreditation		50%	4	2.00
Staff Clinical Licensure		0%	5	0.00
Behavior Management (threshold = 0)		100%	4	4.00
Incentives Total	7.91		24	10.00
Maximum total combined incentive credit allowed is 10 points.			Incentives Awarded	10.00

*Performance calculation descriptions can be found in the FY 2016 RBWO PBP Measurements and Standards Guide.

Child Protective Services Investigations and Dispositions		
The following investigations data, which is not used for scoring but is considered significant to a provider's performance, is from Georgia SHINES and is not considered final or complete until the end of the fiscal year.		
Total Reports:	1	
Number Screened In:	0	
Number Screened Out:	1	
Number Substantiated:	0	
Number Unsubstantiated:	0	
Number Active CPS Investigations:	0	



DHS, DFCS, Office of Provider Management
Performance-Based Placement Measures
RBWO Provider GA+SCORECARD - CCI
Report Quarter: Q1 FY2016



Provider/Program Name: CHRIS 180 Inc. - Douglas (598) - CCI

3819 Chattahoochee Dr., Douglasville, GA 30135

Phone: 404-942-1540

Vendor ID# 35277

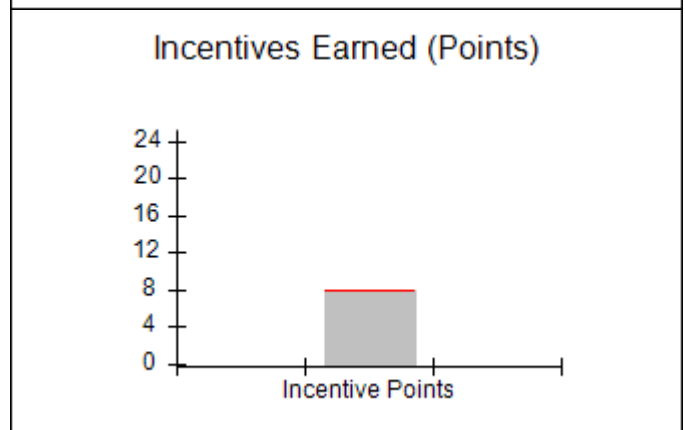
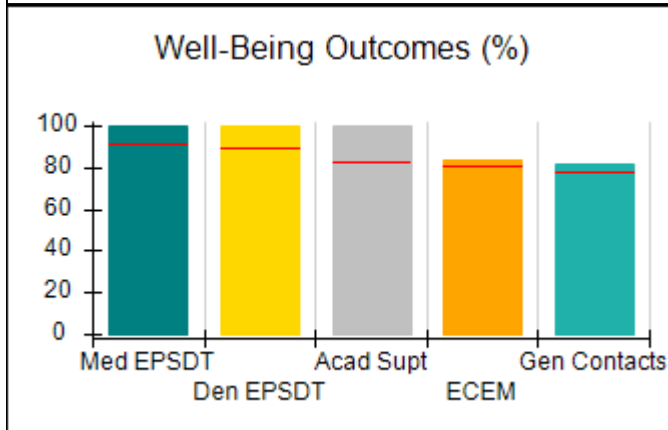
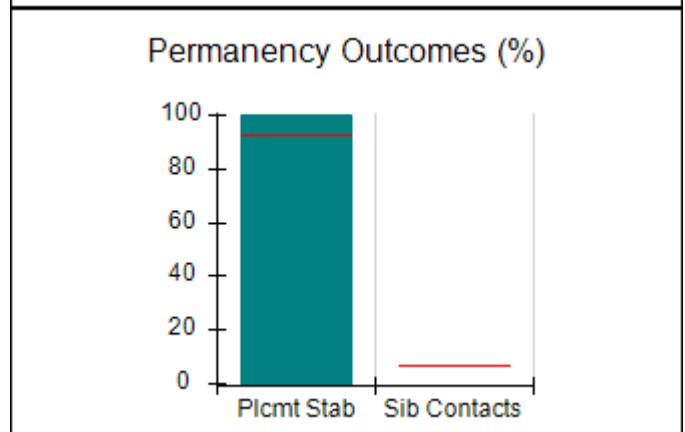
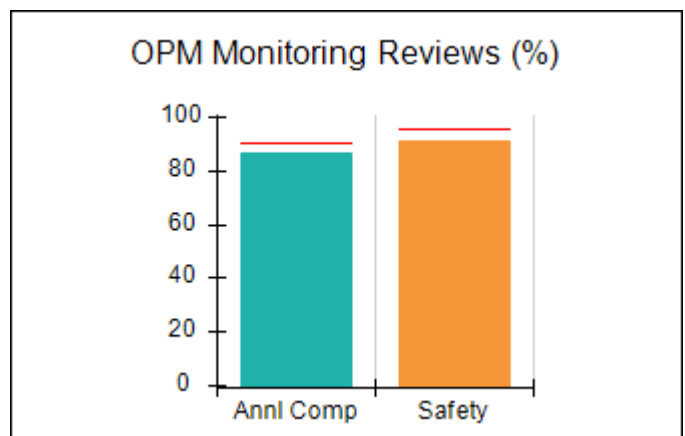
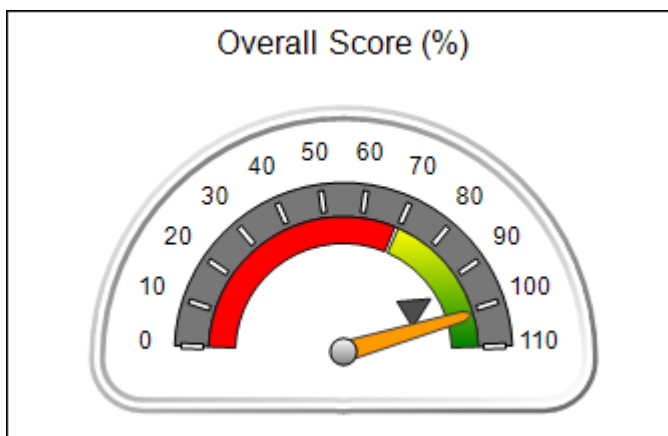
Quarterly Scores (Grades)		Current Quarter Score (Grade)
Q1: 101.02 (A+)	Q2: 95.94 (A)	101.02% (A+)
Q3: 97.36 (A+)	Q4: 104.44 (A+)	

Program Census Information:	# Children in Care During Quarter: 7	# Placements During Quarter: 7	# Children in Care On Last Day: 6
-----------------------------	--------------------------------------	--------------------------------	-----------------------------------

Quarterly Provider Comparisons to All CCIs

■■■■■■■■ indicates MalTx Threshold

▼ ————— indicates average for all CCIs





DHS, DFCS, Office of Provider Management
Performance-Based Placement Measures
RBWO Provider GA+SCORECARD - CCI
Report Quarter: Q1 FY2016



Provider/Program Name: CHRIS 180 Inc. - Douglas (598) - CCI

3819 Chattahoochee Dr., Douglasville, GA 30135 Phone: 404-942-1540 Vendor ID# 35277	Quarterly Scores (Grades)		Current Quarter Score (Grade)
	Q1: 101.02 (A+)	Q2: 95.94 (A)	101.02%
	Q3: 97.36 (A+)	Q4: 104.44 (A+)	(A+)

Program Census Information:	# Children in Care During Quarter: 7	# Placements During Quarter: 7	# Children in Care On Last Day: 6
-----------------------------	--------------------------------------	--------------------------------	-----------------------------------

	Avg Performance All CCIs (%)	Provider Performance (%)*	Possible Points (Weight)	Provider Points Earned
--	-------------------------------------	----------------------------------	---------------------------------	-------------------------------

OPM Monitoring Reviews

Annual Comprehensive Reviews	90%	87%	25	21.75
Safety Reviews	96%	91%	15	13.72
Monitoring Sub-Total			40	35.47

CCI Safety Outcomes

Incidence of Maltreatment	0.35%	No Substantiated Reports	10	10.00
Staff Training	69%	100%	4	4.00
Safety Sub-Total			14	14.00

CCI Permanency Outcomes

Placement Stability	93%	100%	20	20.00
Sibling Contacts	7%	None Planned		
Permanency Sub-Total			20	20.00

CCI Well-Being Outcomes

EPSDT Medical Visits	91%	100%	4	4.00
EPSDT Dental Visits	89%	100%	4	4.00
Academic Supports	82%	100%	4	4.00
Provider ECEM Visits	80%	83%	7	5.81
Provider General Contacts	77%	82%	7	5.74
Well-Being Sub-Total			26	23.55

*Performance calculation descriptions can be found in the FY 2016 RBWO PBP Measurements and Standards Guide.

Monitoring & Outcomes: Possible Points = 100		Points Earned = 93.02	
Score Before Incentives Credit		93.02%	
Incentives Awarded		8.00 pts	
PBP Verification		N/A pts	
Total Score		101.02%	

Provider/Program Name: CHRIS 180 Inc. - Douglas (598) - CCI



DHS, DFCS, Office of Provider Management
Performance-Based Placement Measures
RBWO Provider GA+SCORECARD - CCI



Report Quarter: Q1 FY2016

Program Census Information:		# Children in Care During Quarter: 7	# Placements During Quarter: 7	# Children in Care On Last Day: 6
CCI Incentive Credits	Avg Performance All CCIs (Points)	Provider Performance (%)*	Possible Points (Weight)	Provider Points Earned
Early EPSDT Medical Visits		100%	2	2.00
Early EPSDT Dental Visits		100%	2	2.00
Permanency Contacts		0%	5	0.00
Additional Academic Supports		0%	2	0.00
Active Agency Accreditation		0%	4	0.00
Staff Clinical Licensure		0%	5	0.00
Behavior Management (threshold = 0)		100%	4	4.00
Incentives Total	7.91		24	8.00
Maximum total combined incentive credit allowed is 10 points.			Incentives Awarded	8.00

*Performance calculation descriptions can be found in the FY 2016 RBWO PBP Measurements and Standards Guide.

Child Protective Services Investigations and Dispositions		
The following investigations data, which is not used for scoring but is considered significant to a provider's performance, is from Georgia SHINES and is not considered final or complete until the end of the fiscal year.		
Total Reports:	0	
Number Screened In:	0	
Number Screened Out:	0	
Number Substantiated:	0	
Number Unsubstantiated:	0	
Number Active CPS Investigations:	0	



DHS, DFCS, Office of Provider Management
Performance-Based Placement Measures
RBWO Provider GA+SCORECARD - CCI
Report Quarter: Q1 FY2016



Provider/Program Name: CHRIS 180 Inc. - Ellenwood (599) - CCI

4489 Northwind Dr., Ellenwood, GA 30294

Phone: 404-212-5035

Vendor ID# 35282

Program Census Information:

Children in Care During
Quarter: 8

Placements During
Quarter: 8

Children in Care On Last
Day: 6

Quarterly Scores (Grades)

**Current Quarter Score
(Grade)**

Q1: 97.34 (A+)

Q2: 96.61 (A)

97.34%

Q3: 100.91 (A+)

Q4: 97.37 (A+)

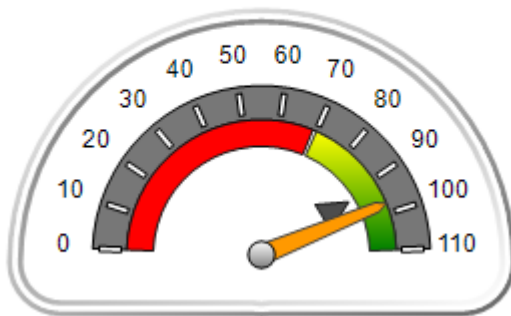
(A+)

Quarterly Provider Comparisons to All CCIs

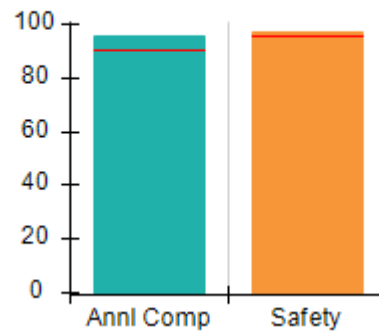
■■■■■■■■ indicates MalTx Threshold

▼ ————— indicates average for all CCIs

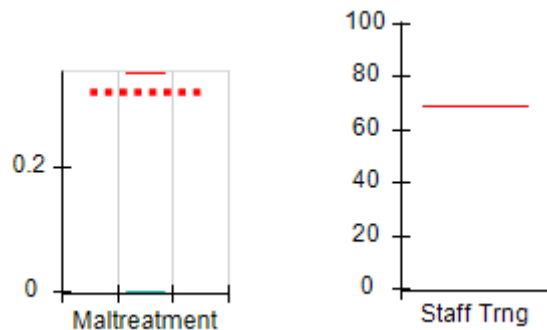
Overall Score (%)



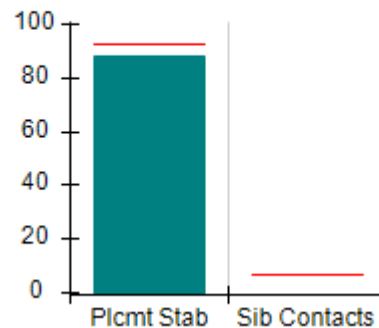
OPM Monitoring Reviews (%)



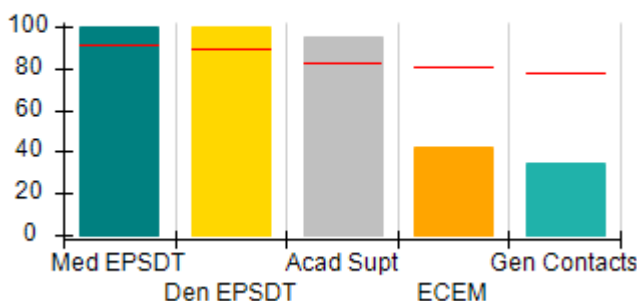
Safety Outcomes (%)



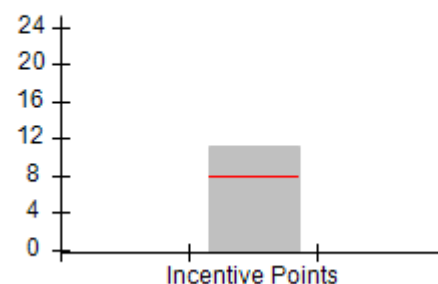
Permanency Outcomes (%)



Well-Being Outcomes (%)



Incentives Earned (Points)





DHS, DFCS, Office of Provider Management
Performance-Based Placement Measures
RBWO Provider GA+SCORECARD - CCI
Report Quarter: Q1 FY2016



Provider/Program Name: CHRIS 180 Inc. - Ellenwood (599) - CCI

4489 Northwind Dr., Ellenwood, GA 30294 Phone: 404-212-5035 Vendor ID# 35282	Quarterly Scores (Grades)		Current Quarter Score (Grade)
	Q1: 97.34 (A+)	Q2: 96.61 (A)	97.34%
	Q3: 100.91 (A+)	Q4: 97.37 (A+)	(A+)

Program Census Information:	# Children in Care During Quarter: 8	# Placements During Quarter: 8	# Children in Care On Last Day: 6
-----------------------------	--------------------------------------	--------------------------------	-----------------------------------

	Avg Performance All CCIs (%)	Provider Performance (%)*	Possible Points (Weight)	Provider Points Earned
--	-------------------------------------	----------------------------------	---------------------------------	-------------------------------

OPM Monitoring Reviews

Annual Comprehensive Reviews	90%	96%	25	24.00
Safety Reviews	96%	97%	15	14.55
Monitoring Sub-Total			40	38.55

CCI Safety Outcomes

Incidence of Maltreatment	0.35%	No Substantiated Reports	14	14.00
Staff Training	69%	Not Eligible		
Safety Sub-Total			14	14.00

CCI Permanency Outcomes

Placement Stability	93%	88%	20	17.60
Sibling Contacts	7%	None Planned		
Permanency Sub-Total			20	17.60

CCI Well-Being Outcomes

EPSDT Medical Visits	91%	100%	4	4.00
EPSDT Dental Visits	89%	100%	4	4.00
Academic Supports	82%	95%	4	3.80
Provider ECEM Visits	80%	42%	7	2.94
Provider General Contacts	77%	35%	7	2.45
Well-Being Sub-Total			26	17.19

*Performance calculation descriptions can be found in the FY 2016 RBWO PBP Measurements and Standards Guide.

Monitoring & Outcomes: Possible Points = 100		Points Earned = 87.34	
Score Before Incentives Credit		87.34%	
Incentives Awarded		10.00 pts	
PBP Verification		N/A pts	
Total Score		97.34%	

Provider/Program Name: CHRIS 180 Inc. - Ellenwood (599) - CCI



DHS, DFCS, Office of Provider Management
Performance-Based Placement Measures
RBWO Provider GA+SCORECARD - CCI



Report Quarter: Q1 FY2016

Program Census Information:		# Children in Care During Quarter: 8	# Placements During Quarter: 8	# Children in Care On Last Day: 6
CCI Incentive Credits	Avg Performance All CCIs (Points)	Provider Performance (%)*	Possible Points (Weight)	Provider Points Earned
Early EPSDT Medical Visits		100%	2	2.00
Early EPSDT Dental Visits		100%	2	2.00
Permanency Contacts		None Planned	5	
Additional Academic Supports		56%	2	1.12
Active Agency Accreditation		50%	4	2.00
Staff Clinical Licensure		0%	5	0.00
Behavior Management (threshold = 0)		100%	4	4.00
Incentives Total	7.91		24	11.12
Maximum total combined incentive credit allowed is 10 points.			Incentives Awarded	10.00

*Performance calculation descriptions can be found in the FY 2016 RBWO PBP Measurements and Standards Guide.

Child Protective Services Investigations and Dispositions		
The following investigations data, which is not used for scoring but is considered significant to a provider's performance, is from Georgia SHINES and is not considered final or complete until the end of the fiscal year.		
Total Reports:	0	
Number Screened In:	0	
Number Screened Out:	0	
Number Substantiated:	0	
Number Unsubstantiated:	0	
Number Active CPS Investigations:	0	



DHS, DFCS, Office of Provider Management
Performance-Based Placement Measures
RBWO Provider GA+SCORECARD - CCI



Report Quarter: Q1 FY2016

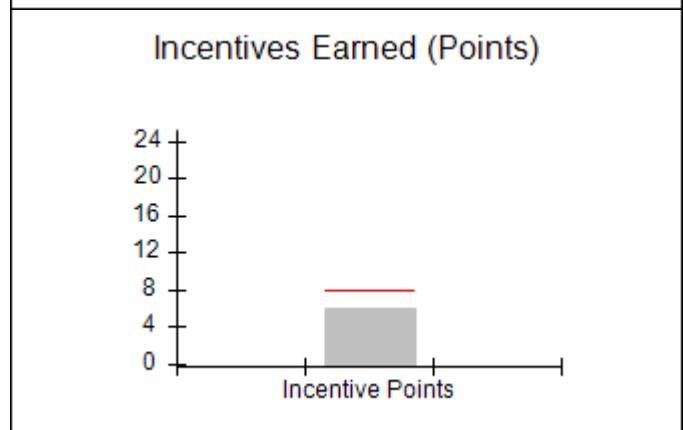
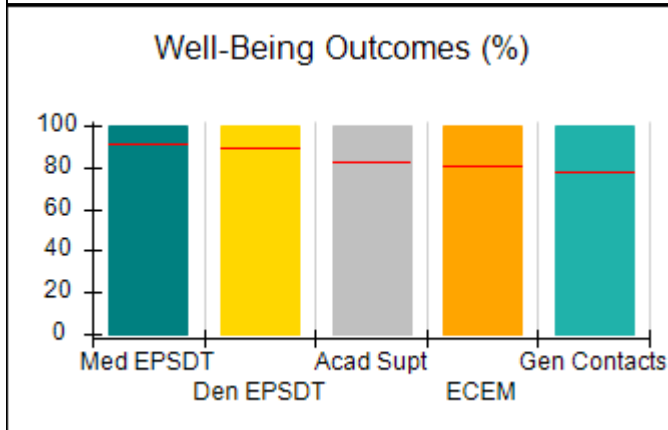
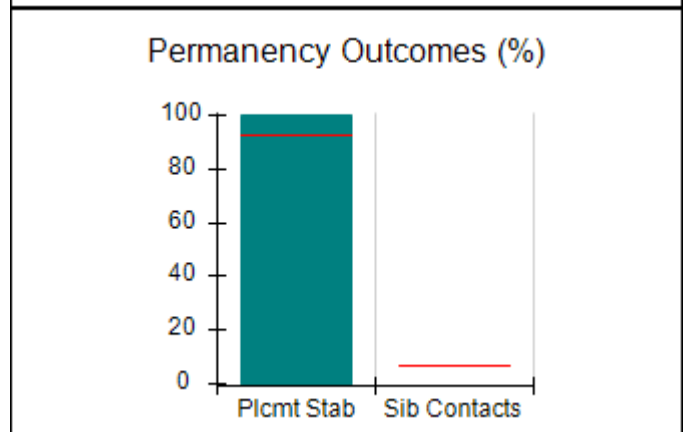
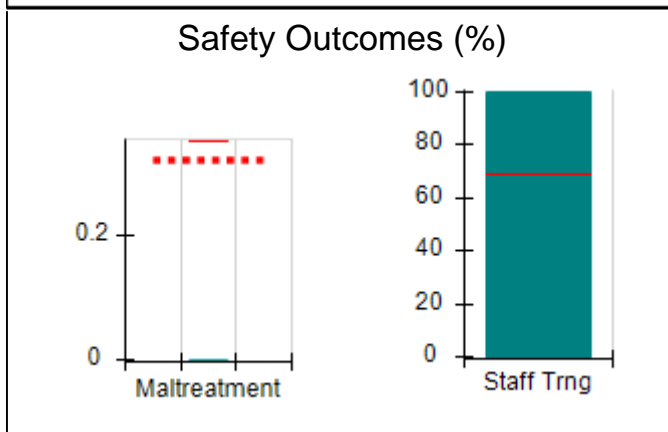
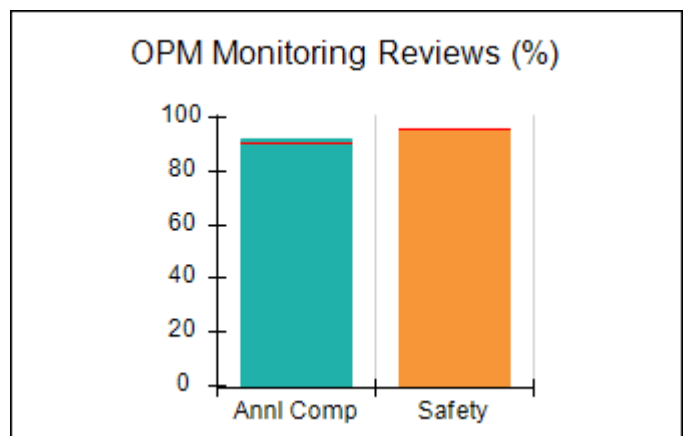
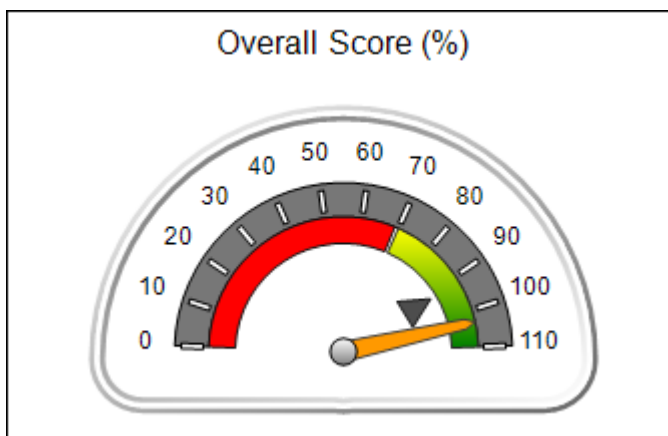
Provider/Program Name: CHRIS 180 Inc. - Fulton (601) - CCI

3686 Calmer Circle, East Point, GA 30344 Phone: (404) 768-4527 Vendor ID# 35281	Quarterly Scores (Grades)		Current Quarter Score (Grade)
	Q1: 103.32 (A+)	Q2: 101.92 (A+)	103.32% (A+)
	Q3: 99.51 (A+)	Q4: 95.29 (A)	
Program Census Information:	# Children in Care During Quarter: 9	# Placements During Quarter: 9	# Children in Care On Last Day: 6

Quarterly Provider Comparisons to All CCIs

■■■■■■■■ indicates MalTx Threshold

▼ ————— indicates average for all CCIs





DHS, DFCS, Office of Provider Management
Performance-Based Placement Measures
RBWO Provider GA+SCORECARD - CCI
Report Quarter: Q1 FY2016



Provider/Program Name: CHRIS 180 Inc. - Fulton (601) - CCI

3686 Calmer Circle, East Point, GA 30344 Phone: (404) 768-4527 Vendor ID# 35281	Quarterly Scores (Grades)		Current Quarter Score (Grade)
	Q1: 103.32 (A+)	Q2: 101.92 (A+)	103.32% (A+)
	Q3: 99.51 (A+)	Q4: 95.29 (A)	

Program Census Information:	# Children in Care During Quarter: 9	# Placements During Quarter: 9	# Children in Care On Last Day: 6
-----------------------------	--------------------------------------	--------------------------------	-----------------------------------

	Avg Performance All CCIs (%)	Provider Performance (%)*	Possible Points (Weight)	Provider Points Earned
--	------------------------------	---------------------------	--------------------------	------------------------

OPM Monitoring Reviews

Annual Comprehensive Reviews	90%	92%	25	22.92
Safety Reviews	96%	96%	15	14.40
Monitoring Sub-Total			40	37.32

CCI Safety Outcomes

Incidence of Maltreatment	0.35%	No Substantiated Reports	10	10.00
Staff Training	69%	100%	4	4.00
Safety Sub-Total			14	14.00

CCI Permanency Outcomes

Placement Stability	93%	100%	20	20.00
Sibling Contacts	7%	None Planned		
Permanency Sub-Total			20	20.00

CCI Well-Being Outcomes

EPSDT Medical Visits	91%	100%	4	4.00
EPSDT Dental Visits	89%	100%	4	4.00
Academic Supports	82%	100%	4	4.00
Provider ECEM Visits	80%	100%	7	7.00
Provider General Contacts	77%	100%	7	7.00
Well-Being Sub-Total			26	26.00

*Performance calculation descriptions can be found in the FY 2016 RBWO PBP Measurements and Standards Guide.

Monitoring & Outcomes: Possible Points = 100	Points Earned = 97.32
Score Before Incentives Credit	97.32%
Incentives Awarded	6.00 pts
PBP Verification	N/A pts
Total Score	103.32%

Provider/Program Name: CHRIS 180 Inc. - Fulton (601) - CCI



DHS, DFCS, Office of Provider Management
Performance-Based Placement Measures
RBWO Provider GA+SCORECARD - CCI



Report Quarter: Q1 FY2016

Program Census Information:		# Children in Care During Quarter: 9	# Placements During Quarter: 9	# Children in Care On Last Day: 6
CCI Incentive Credits	Avg Performance All CCIs (Points)	Provider Performance (%)*	Possible Points (Weight)	Provider Points Earned
Early EPSDT Medical Visits		Not Eligible	2	
Early EPSDT Dental Visits		100%	2	2.00
Permanency Contacts		None Planned	5	
Additional Academic Supports		0%	2	0.00
Active Agency Accreditation		0%	4	0.00
Staff Clinical Licensure		0%	5	0.00
Behavior Management (threshold = 0)		100%	4	4.00
Incentives Total	7.91		24	6.00
Maximum total combined incentive credit allowed is 10 points.			Incentives Awarded	6.00

*Performance calculation descriptions can be found in the FY 2016 RBWO PBP Measurements and Standards Guide.

Child Protective Services Investigations and Dispositions		
The following investigations data, which is not used for scoring but is considered significant to a provider's performance, is from Georgia SHINES and is not considered final or complete until the end of the fiscal year.		
Total Reports:	0	
Number Screened In:	0	
Number Screened Out:	0	
Number Substantiated:	0	
Number Unsubstantiated:	0	
Number Active CPS Investigations:	0	



DHS, DFCS, Office of Provider Management
Performance-Based Placement Measures
RBWO Provider GA+SCORECARD - CCI
Report Quarter: Q1 FY2016



Provider/Program Name: CHRIS 180 Inc. - Gwinnett (602) - CCI

2552 Poplar St., Snellville, GA 30078

Phone: 770-978-3549

Vendor ID# 35280

Quarterly Scores (Grades)

Current Quarter Score (Grade)

Q1: 85.26 (B)

Q2: 84.52 (B)

85.26%

Q3: 92.02 (A-)

Q4: 82.11 (B-)

(B)

Program Census Information:

Children in Care During Quarter: 6

Placements During Quarter: 6

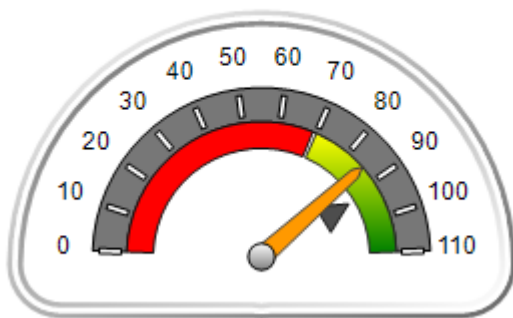
Children in Care On Last Day: 5

Quarterly Provider Comparisons to All CCIs

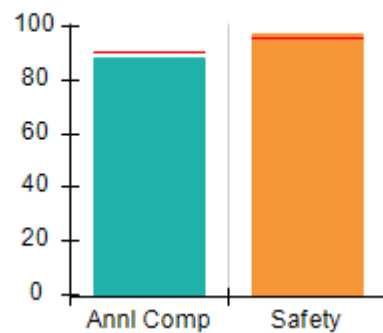
■■■■■■■■ indicates MalTx Threshold

▼ — indicates average for all CCIs

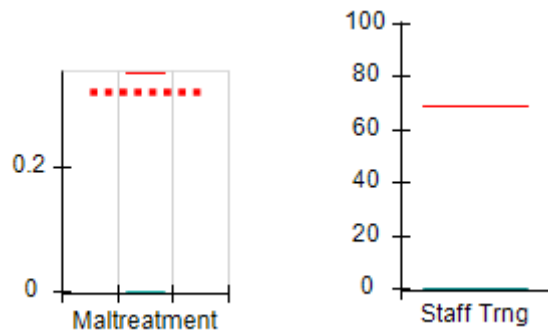
Overall Score (%)



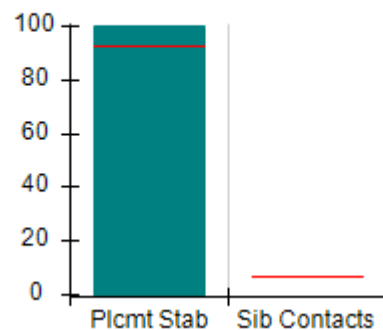
OPM Monitoring Reviews (%)



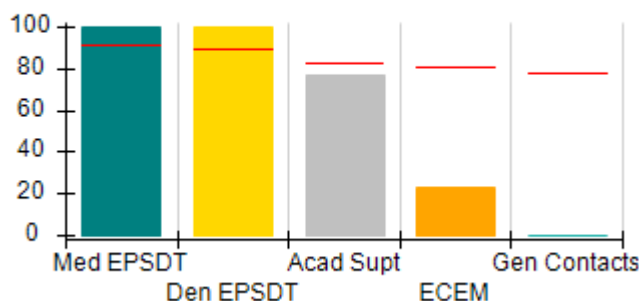
Safety Outcomes (%)



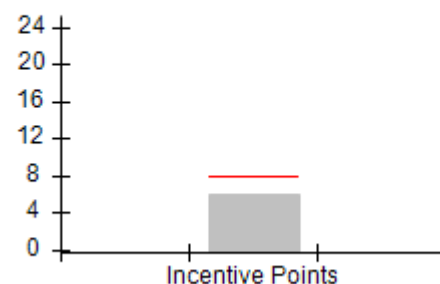
Permanency Outcomes (%)



Well-Being Outcomes (%)



Incentives Earned (Points)





DHS, DFCS, Office of Provider Management
Performance-Based Placement Measures
RBWO Provider GA+SCORECARD - CCI
Report Quarter: Q1 FY2016



Provider/Program Name: CHRIS 180 Inc. - Gwinnett (602) - CCI

2552 Poplar St., Snellville, GA 30078 Phone: 770-978-3549 Vendor ID# 35280	Quarterly Scores (Grades)		Current Quarter Score (Grade)
	Q1: 85.26 (B)	Q2: 84.52 (B)	85.26%
	Q3: 92.02 (A-)	Q4: 82.11 (B-)	(B)

Program Census Information:	# Children in Care During Quarter: 6	# Placements During Quarter: 6	# Children in Care On Last Day: 5
-----------------------------	--------------------------------------	--------------------------------	-----------------------------------

	Avg Performance All CCIs (%)	Provider Performance (%)*	Possible Points (Weight)	Provider Points Earned
--	-------------------------------------	----------------------------------	---------------------------------	-------------------------------

OPM Monitoring Reviews

Annual Comprehensive Reviews	90%	88%	25	22.00
Safety Reviews	96%	97%	15	14.57
Monitoring Sub-Total			40	36.57

CCI Safety Outcomes

Incidence of Maltreatment	0.35%	No Substantiated Reports	10	10.00
Staff Training	69%	0%	4	0.00
Safety Sub-Total			14	10.00

CCI Permanency Outcomes

Placement Stability	93%	100%	20	20.00
Sibling Contacts	7%	None Planned		
Permanency Sub-Total			20	20.00

CCI Well-Being Outcomes

EPSDT Medical Visits	91%	100%	4	4.00
EPSDT Dental Visits	89%	100%	4	4.00
Academic Supports	82%	77%	4	3.08
Provider ECEM Visits	80%	23%	7	1.61
Provider General Contacts	77%	0%	7	0.00
Well-Being Sub-Total			26	12.69

*Performance calculation descriptions can be found in the FY 2016 RBWO PBP Measurements and Standards Guide.

Monitoring & Outcomes: Possible Points = 100		Points Earned = 79.26	
Score Before Incentives Credit		79.26%	
Incentives Awarded		6.00 pts	
PBP Verification		N/A pts	
Total Score		85.26%	

Provider/Program Name: CHRIS 180 Inc. - Gwinnett (602) - CCI



DHS, DFCS, Office of Provider Management
Performance-Based Placement Measures
RBWO Provider GA+SCORECARD - CCI



Report Quarter: Q1 FY2016

Program Census Information:		# Children in Care During Quarter: 6	# Placements During Quarter: 6	# Children in Care On Last Day: 5
CCI Incentive Credits	Avg Performance All CCIs (Points)	Provider Performance (%)*	Possible Points (Weight)	Provider Points Earned
Early EPSDT Medical Visits		Not Eligible	2	
Early EPSDT Dental Visits		100%	2	2.00
Permanency Contacts		None Planned	5	
Additional Academic Supports		0%	2	0.00
Active Agency Accreditation		0%	4	0.00
Staff Clinical Licensure		0%	5	0.00
Behavior Management (threshold = 0)		100%	4	4.00
Incentives Total	7.91		24	6.00
Maximum total combined incentive credit allowed is 10 points.			Incentives Awarded	6.00

*Performance calculation descriptions can be found in the FY 2016 RBWO PBP Measurements and Standards Guide.

Child Protective Services Investigations and Dispositions

The following investigations data, which is not used for scoring but is considered significant to a provider's performance, is from Georgia SHINES and is not considered final or complete until the end of the fiscal year.

Total Reports:	1
Number Screened In:	1
Number Screened Out:	0
Number Substantiated:	0
Number Unsubstantiated:	0
Number Active CPS Investigations:	1



DHS, DFCS, Office of Provider Management
Performance-Based Placement Measures
RBWO Provider GA+SCORECARD - CCI
Report Quarter: Q1 FY2016



Provider/Program Name: CHRIS 180 Inc. - Rock Shadow (617) - CCI

568 Rock Shadow Ct., Stone Mountain, GA 30087

Phone: (404) 498-2002

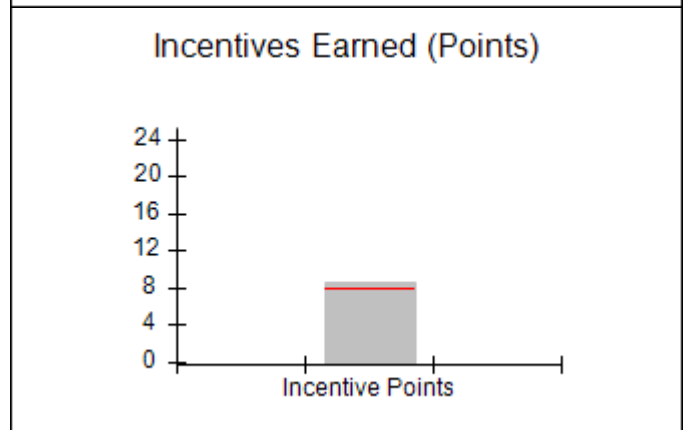
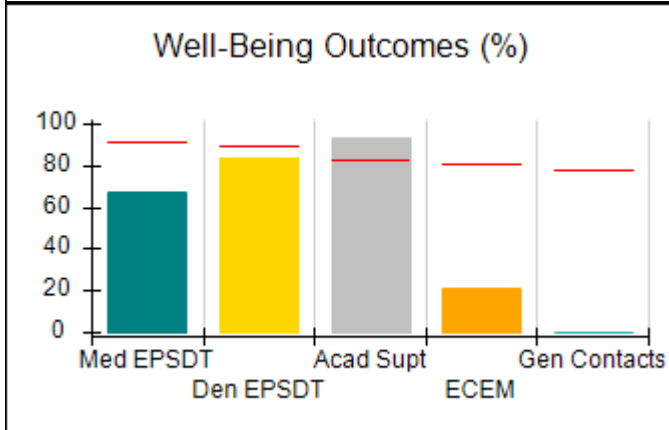
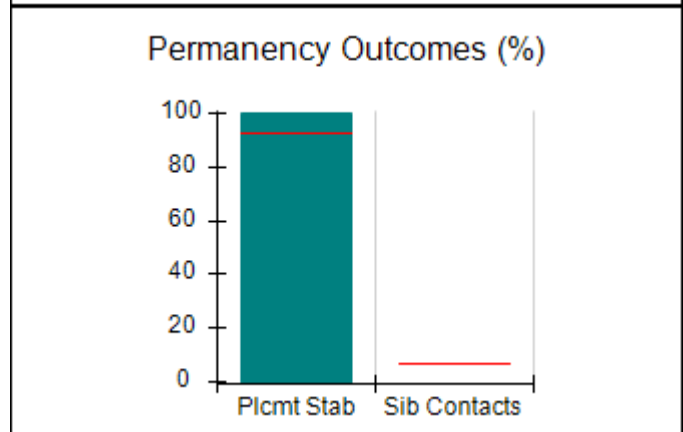
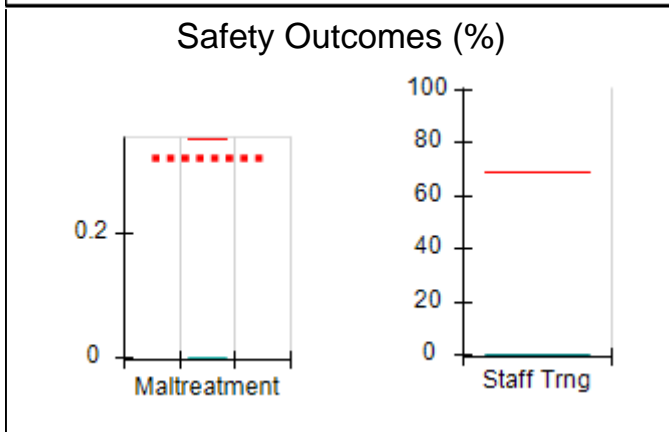
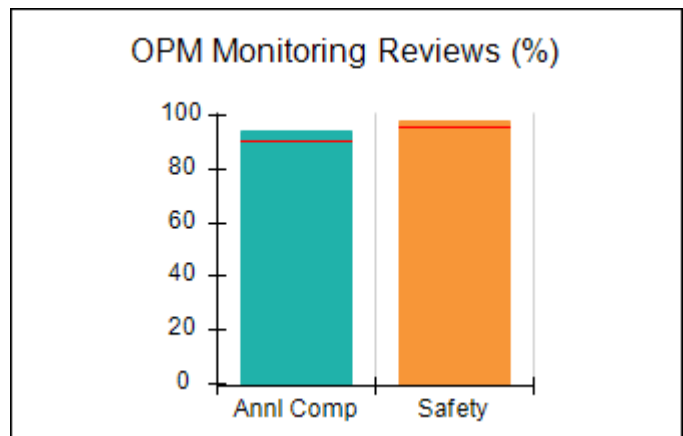
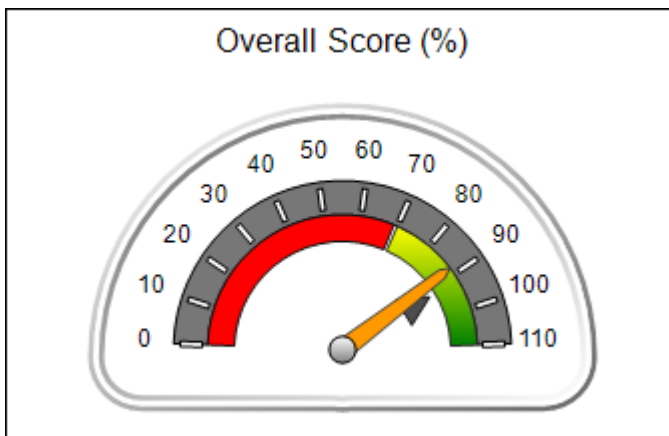
Vendor ID# 53058

	Quarterly Scores (Grades)		Current Quarter Score (Grade)
	Q1: 88.03 (B+)	Q2: 88.63 (B+)	88.03% (B+)
	Q3: 80.40 (B-)	Q4: 83.81 (B-)	
Program Census Information:	# Children in Care During Quarter: 8	# Placements During Quarter: 8	# Children in Care On Last Day: 6

Quarterly Provider Comparisons to All CCIs

■■■■■■■■ indicates MalTx Threshold

▼ ————— indicates average for all CCIs





DHS, DFCS, Office of Provider Management
Performance-Based Placement Measures
RBWO Provider GA+SCORECARD - CCI
Report Quarter: Q1 FY2016



Provider/Program Name: CHRIS 180 Inc. - Rock Shadow (617) - CCI

568 Rock Shadow Ct., Stone Mountain, GA 30087 Phone: (404) 498-2002 Vendor ID# 53058	Quarterly Scores (Grades)		Current Quarter Score (Grade)
	Q1: 88.03 (B+)	Q2: 88.63 (B+)	88.03%
	Q3: 80.40 (B-)	Q4: 83.81 (B-)	(B+)

Program Census Information:	# Children in Care During Quarter: 8	# Placements During Quarter: 8	# Children in Care On Last Day: 6
-----------------------------	--------------------------------------	--------------------------------	-----------------------------------

	Avg Performance All CCIs (%)	Provider Performance (%)*	Possible Points (Weight)	Provider Points Earned
--	-------------------------------------	----------------------------------	---------------------------------	-------------------------------

OPM Monitoring Reviews

Annual Comprehensive Reviews	90%	94%	25	23.58
Safety Reviews	96%	98%	15	14.66
Monitoring Sub-Total			40	38.24

CCI Safety Outcomes

Incidence of Maltreatment	0.35%	No Substantiated Reports	10	10.00
Staff Training	69%	0%	4	0.00
Safety Sub-Total			14	10.00

CCI Permanency Outcomes

Placement Stability	93%	100%	20	20.00
Sibling Contacts	7%	None Planned		
Permanency Sub-Total			20	20.00

CCI Well-Being Outcomes

EPSDT Medical Visits	91%	67%	4	2.68
EPSDT Dental Visits	89%	83%	4	3.32
Academic Supports	82%	93%	4	3.72
Provider ECEM Visits	80%	21%	7	1.47
Provider General Contacts	77%	0%	7	0.00
Well-Being Sub-Total			26	11.19

*Performance calculation descriptions can be found in the FY 2016 RBWO PBP Measurements and Standards Guide.

Monitoring & Outcomes: Possible Points = 100		Points Earned = 79.43	
Score Before Incentives Credit		79.43%	
Incentives Awarded		8.60 pts	
PBP Verification		N/A pts	
Total Score		88.03%	

Provider/Program Name: CHRIS 180 Inc. - Rock Shadow (617) - CCI



DHS, DFCS, Office of Provider Management
Performance-Based Placement Measures
RBWO Provider GA+SCORECARD - CCI



Report Quarter: Q1 FY2016

Program Census Information:		# Children in Care During Quarter: 8	# Placements During Quarter: 8	# Children in Care On Last Day: 6
CCI Incentive Credits	Avg Performance All CCIs (Points)	Provider Performance (%)*	Possible Points (Weight)	Provider Points Earned
Early EPSDT Medical Visits		50%	2	1.00
Early EPSDT Dental Visits		80%	2	1.60
Permanency Contacts		None Planned	5	
Additional Academic Supports		0%	2	0.00
Active Agency Accreditation		50%	4	2.00
Staff Clinical Licensure		0%	5	0.00
Behavior Management (threshold = 0)		100%	4	4.00
Incentives Total	7.91		24	8.60
Maximum total combined incentive credit allowed is 10 points.			Incentives Awarded	8.60

*Performance calculation descriptions can be found in the FY 2016 RBWO PBP Measurements and Standards Guide.

Child Protective Services Investigations and Dispositions		
The following investigations data, which is not used for scoring but is considered significant to a provider's performance, is from Georgia SHINES and is not considered final or complete until the end of the fiscal year.		
Total Reports:	0	
Number Screened In:	0	
Number Screened Out:	0	
Number Substantiated:	0	
Number Unsubstantiated:	0	
Number Active CPS Investigations:	0	



DHS, DFCS, Office of Provider Management
Performance-Based Placement Measures
RBWO Provider GA+SCORECARD - CCI



Report Quarter: Q1 FY2016

Provider/Program Name: CHRIS 180 Inc. - Sherwood (604) - CCI

569 Sherwood Greens, Stone Mountain, GA 30087

Phone: (770) 879-7319

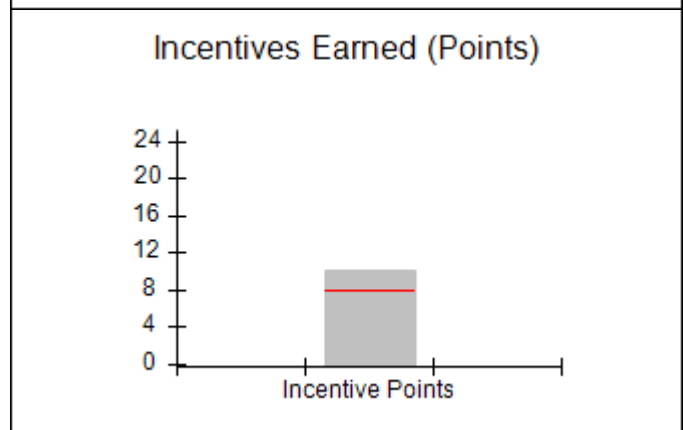
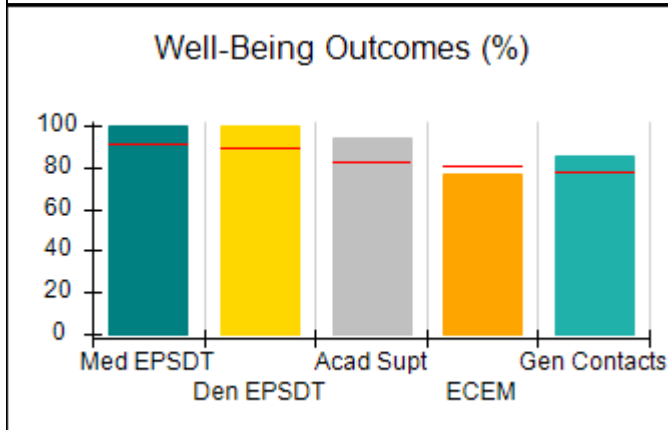
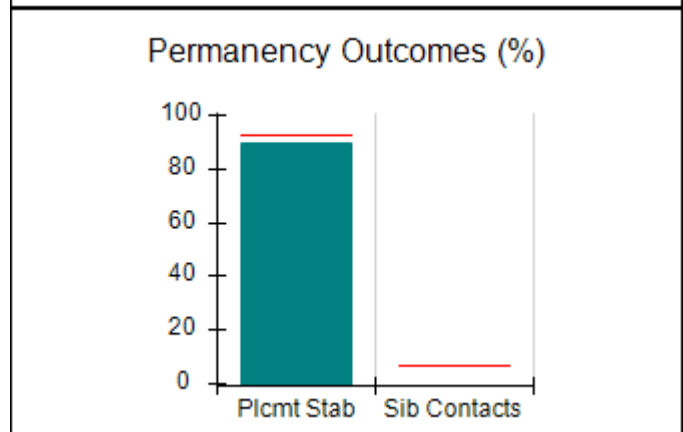
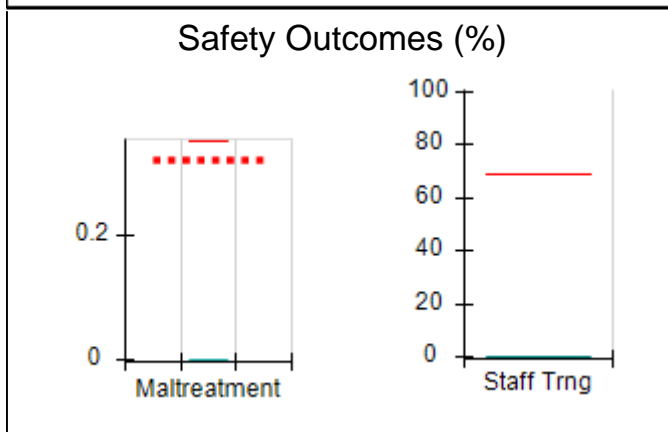
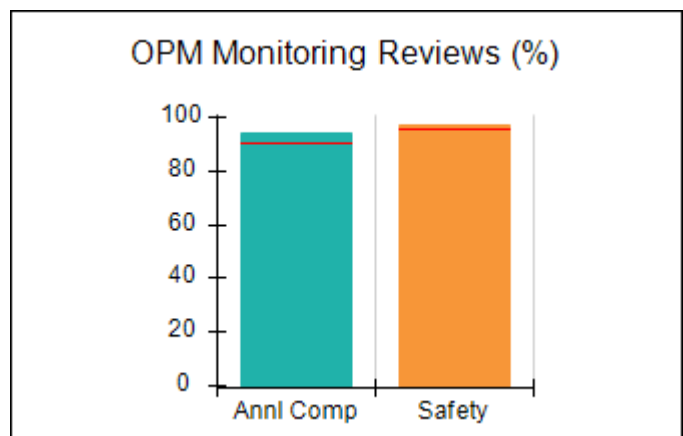
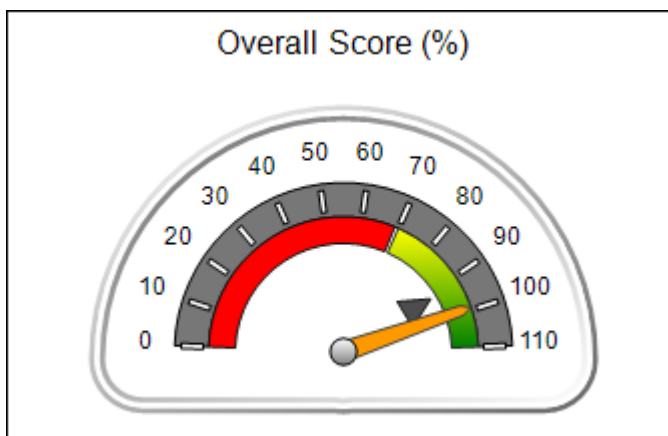
Vendor ID# 53060

Quarterly Scores (Grades)		Current Quarter Score (Grade)
Q1: 99.29 (A+)	Q2: 102.20 (A+)	99.29% (A+)
Q3: 98.62 (A+)	Q4: 98.98 (A+)	
Program Census Information:	# Children in Care During Quarter: 10	# Placements During Quarter: 10
		# Children in Care On Last Day: 5

Quarterly Provider Comparisons to All CCIs

■■■■■■■■ indicates MalTx Threshold

▼ ————— indicates average for all CCIs





DHS, DFCS, Office of Provider Management
Performance-Based Placement Measures
RBWO Provider GA+SCORECARD - CCI
Report Quarter: Q1 FY2016



Provider/Program Name: CHRIS 180 Inc. - Sherwood (604) - CCI

569 Sherwood Greens, Stone Mountain, GA 30087 Phone: (770) 879-7319 Vendor ID# 53060	Quarterly Scores (Grades)		Current Quarter Score (Grade)
	Q1: 99.29 (A+)	Q2: 102.20 (A+)	99.29%
	Q3: 98.62 (A+)	Q4: 98.98 (A+)	(A+)

Program Census Information:	# Children in Care During Quarter: 10	# Placements During Quarter: 10	# Children in Care On Last Day: 5
-----------------------------	---------------------------------------	---------------------------------	-----------------------------------

	Avg Performance All CCIs (%)	Provider Performance (%)*	Possible Points (Weight)	Provider Points Earned
--	-------------------------------------	----------------------------------	---------------------------------	-------------------------------

OPM Monitoring Reviews

Annual Comprehensive Reviews	90%	95%	25	23.66
Safety Reviews	96%	97%	15	14.54
Monitoring Sub-Total			40	38.19

CCI Safety Outcomes

Incidence of Maltreatment	0.35%	No Substantiated Reports	10	10.00
Staff Training	69%	0%	4	0.00
Safety Sub-Total			14	10.00

CCI Permanency Outcomes

Placement Stability	93%	90%	20	18.00
Sibling Contacts	7%	None Planned		
Permanency Sub-Total			20	18.00

CCI Well-Being Outcomes

EPSDT Medical Visits	91%	100%	4	4.00
EPSDT Dental Visits	89%	100%	4	4.00
Academic Supports	82%	94%	4	3.76
Provider ECEM Visits	80%	77%	7	5.39
Provider General Contacts	77%	85%	7	5.95
Well-Being Sub-Total			26	23.10

*Performance calculation descriptions can be found in the FY 2016 RBWO PBP Measurements and Standards Guide.

Monitoring & Outcomes: Possible Points = 100		Points Earned = 89.29	
Score Before Incentives Credit		89.29%	
Incentives Awarded		10.00 pts	
PBP Verification		N/A pts	
Total Score		99.29%	

Provider/Program Name: CHRIS 180 Inc. - Sherwood (604) - CCI



DHS, DFCS, Office of Provider Management
Performance-Based Placement Measures
RBWO Provider GA+SCORECARD - CCI



Report Quarter: Q1 FY2016

Program Census Information:		# Children in Care During Quarter: 10	# Placements During Quarter: 10	# Children in Care On Last Day: 5
CCI Incentive Credits	Avg Performance All CCIs (Points)	Provider Performance (%)*	Possible Points (Weight)	Provider Points Earned
Early EPSDT Medical Visits		100%	2	2.00
Early EPSDT Dental Visits		100%	2	2.00
Permanency Contacts		0%	5	0.00
Additional Academic Supports		0%	2	0.00
Active Agency Accreditation		50%	4	2.00
Staff Clinical Licensure		0%	5	0.00
Behavior Management (threshold = 0)		100%	4	4.00
Incentives Total	7.91		24	10.00
Maximum total combined incentive credit allowed is 10 points.			Incentives Awarded	10.00
*Performance calculation descriptions can be found in the FY 2016 RBWO PBP Measurements and Standards Guide.				

Child Protective Services Investigations and Dispositions		
The following investigations data, which is not used for scoring but is considered significant to a provider's performance, is from Georgia SHINES and is not considered final or complete until the end of the fiscal year.		
Total Reports:	2	
Number Screened In:	0	
Number Screened Out:	2	
Number Substantiated:	0	
Number Unsubstantiated:	0	
Number Active CPS Investigations:	0	



DHS, DFCS, Office of Provider Management
Performance-Based Placement Measures
RBWO Provider GA+SCORECARD - CCI
Report Quarter: Q1 FY2016



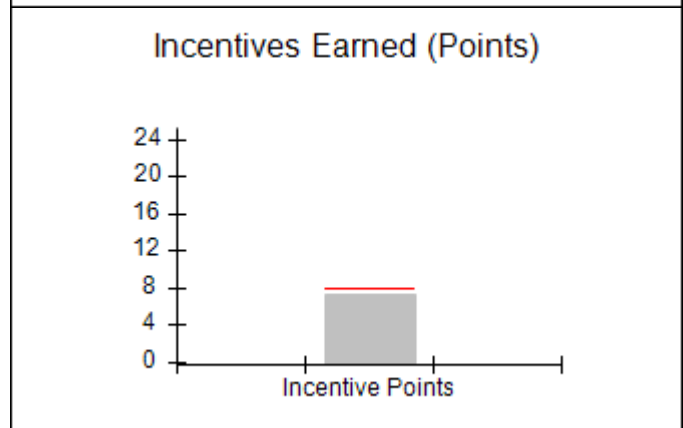
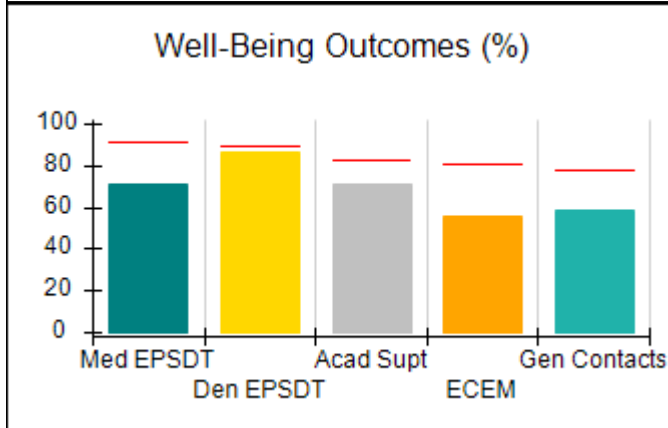
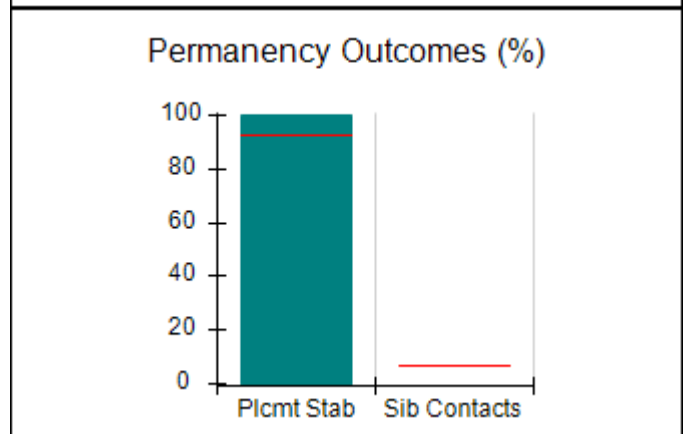
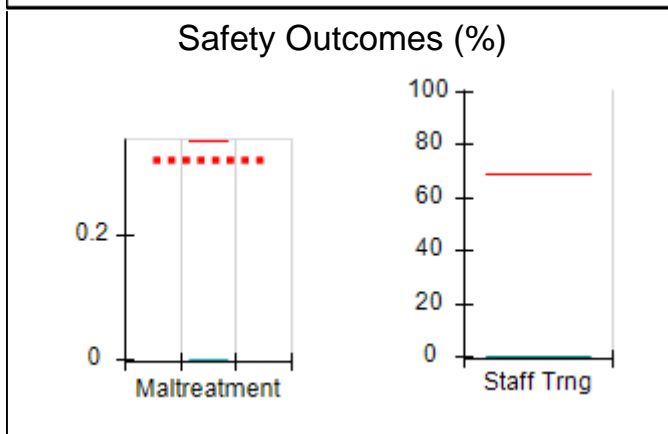
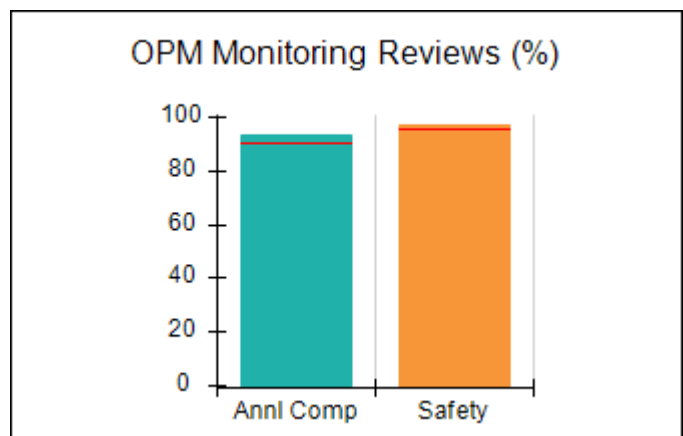
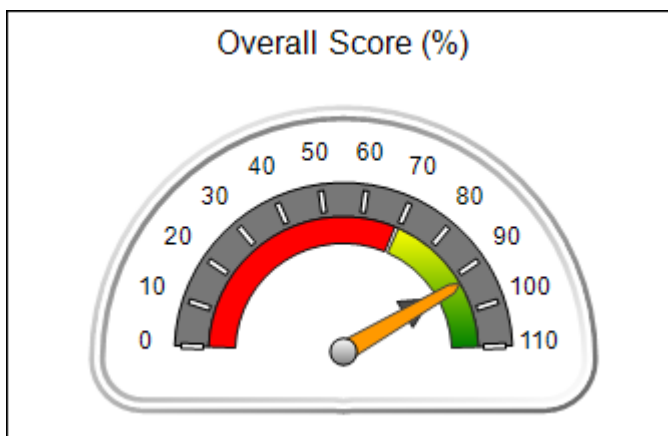
Provider/Program Name: CHRIS 180 Inc. - Stephenson (605) - CCI

505 Stephenson Rd., Stone Mountain, GA 30087 Phone: (770) 413-0741 Vendor ID# 53061	Quarterly Scores (Grades)		Current Quarter Score (Grade)
	Q1: 92.42 (A-)	Q2: 96.01 (A)	92.42% (A-)
	Q3: 94.88 (A)	Q4: 99.39 (A+)	
Program Census Information:	# Children in Care During Quarter: 8	# Placements During Quarter: 8	# Children in Care On Last Day: 6

Quarterly Provider Comparisons to All CCIs

■■■■■■■■ indicates MalTx Threshold

▼ ————— indicates average for all CCIs





DHS, DFCS, Office of Provider Management
Performance-Based Placement Measures
RBWO Provider GA+SCORECARD - CCI
Report Quarter: Q1 FY2016



Provider/Program Name: CHRIS 180 Inc. - Stephenson (605) - CCI

505 Stephenson Rd., Stone Mountain, GA 30087 Phone: (770) 413-0741 Vendor ID# 53061	Quarterly Scores (Grades)		Current Quarter Score (Grade)
	Q1: 92.42 (A-)	Q2: 96.01 (A)	92.42% (A-)
	Q3: 94.88 (A)	Q4: 99.39 (A+)	

Program Census Information:	# Children in Care During Quarter: 8	# Placements During Quarter: 8	# Children in Care On Last Day: 6
-----------------------------	--------------------------------------	--------------------------------	-----------------------------------

	Avg Performance All CCIs (%)	Provider Performance (%)*	Possible Points (Weight)	Provider Points Earned
--	------------------------------	---------------------------	--------------------------	------------------------

OPM Monitoring Reviews

Annual Comprehensive Reviews	90%	93%	25	23.33
Safety Reviews	96%	97%	15	14.58
Monitoring Sub-Total			40	37.91

CCI Safety Outcomes

Incidence of Maltreatment	0.35%	No Substantiated Reports	10	10.00
Staff Training	69%	0%	4	0.00
Safety Sub-Total			14	10.00

CCI Permanency Outcomes

Placement Stability	93%	100%	20	20.00
Sibling Contacts	7%	None Planned		
Permanency Sub-Total			20	20.00

CCI Well-Being Outcomes

EPSDT Medical Visits	91%	71%	4	2.84
EPSDT Dental Visits	89%	86%	4	3.44
Academic Supports	82%	71%	4	2.84
Provider ECEM Visits	80%	56%	7	3.92
Provider General Contacts	77%	59%	7	4.13
Well-Being Sub-Total			26	17.17

*Performance calculation descriptions can be found in the FY 2016 RBWO PBP Measurements and Standards Guide.

Monitoring & Outcomes: Possible Points = 100	Points Earned = 85.08
Score Before Incentives Credit	85.08%
Incentives Awarded	7.34 pts
PBP Verification	N/A pts
Total Score	92.42%

Provider/Program Name: CHRIS 180 Inc. - Stephenson (605) - CCI



DHS, DFCS, Office of Provider Management
Performance-Based Placement Measures
RBWO Provider GA+SCORECARD - CCI



Report Quarter: Q1 FY2016

Program Census Information:		# Children in Care During Quarter: 8	# Placements During Quarter: 8	# Children in Care On Last Day: 6
CCI Incentive Credits	Avg Performance All CCIs (Points)	Provider Performance (%)*	Possible Points (Weight)	Provider Points Earned
Early EPSDT Medical Visits		0%	2	0.00
Early EPSDT Dental Visits		67%	2	1.34
Permanency Contacts		0%	5	0.00
Additional Academic Supports		0%	2	0.00
Active Agency Accreditation		50%	4	2.00
Staff Clinical Licensure		0%	5	0.00
Behavior Management (threshold = 0)		100%	4	4.00
Incentives Total	7.91		24	7.34
Maximum total combined incentive credit allowed is 10 points.			Incentives Awarded	7.34
*Performance calculation descriptions can be found in the FY 2016 RBWO PBP Measurements and Standards Guide.				

Child Protective Services Investigations and Dispositions		
The following investigations data, which is not used for scoring but is considered significant to a provider's performance, is from Georgia SHINES and is not considered final or complete until the end of the fiscal year.		
Total Reports:	0	
Number Screened In:	0	
Number Screened Out:	0	
Number Substantiated:	0	
Number Unsubstantiated:	0	
Number Active CPS Investigations:	0	



DHS, DFCS, Office of Provider Management
Performance-Based Placement Measures
RBWO Provider GA+SCORECARD - CCI



Report Quarter: Q1 FY2016

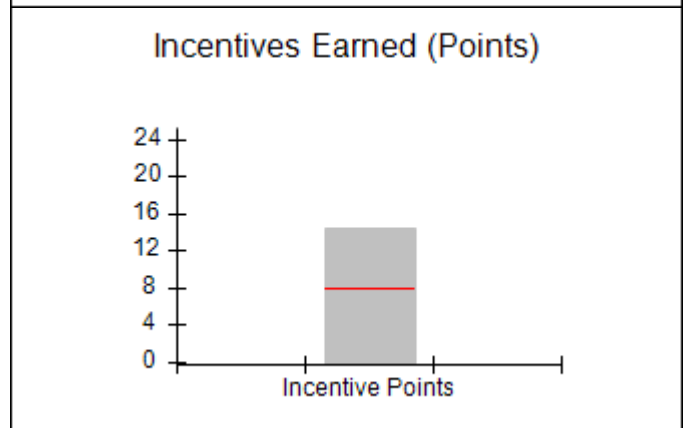
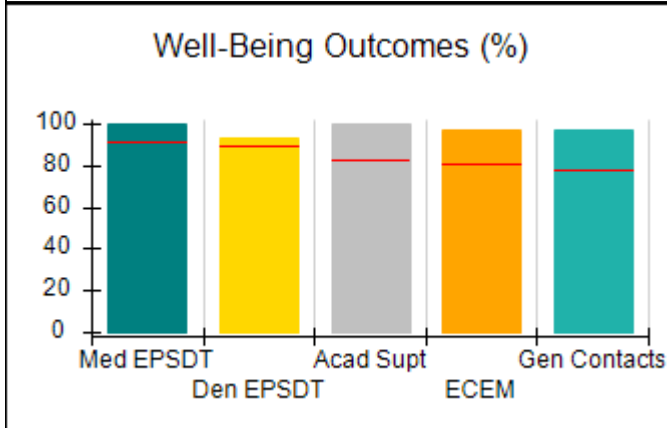
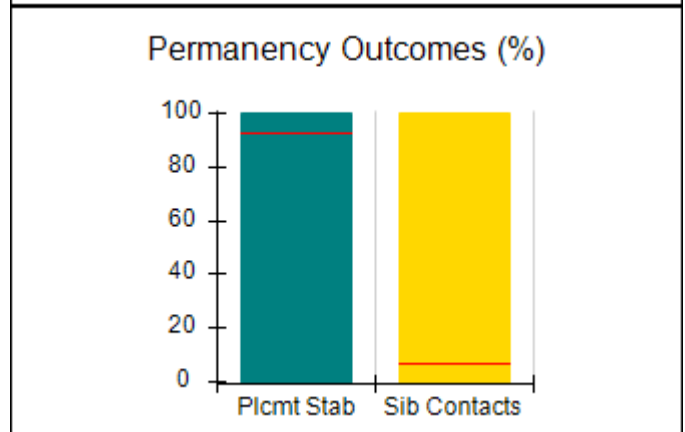
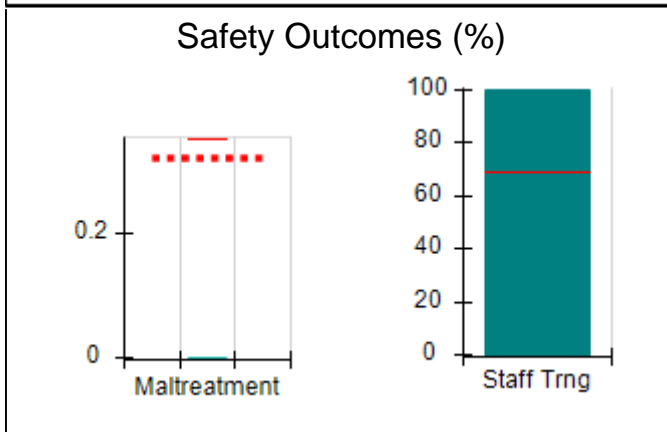
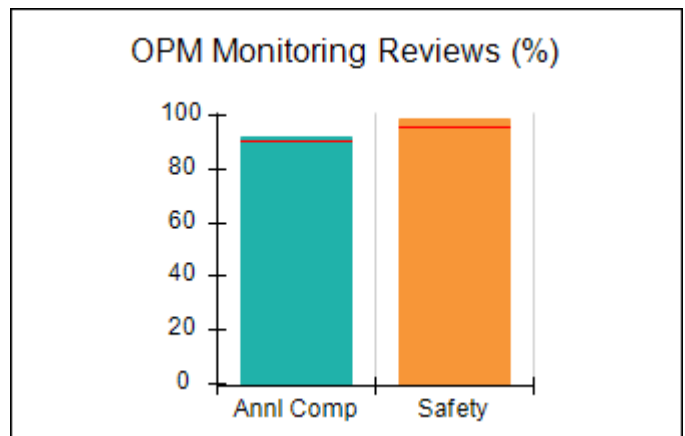
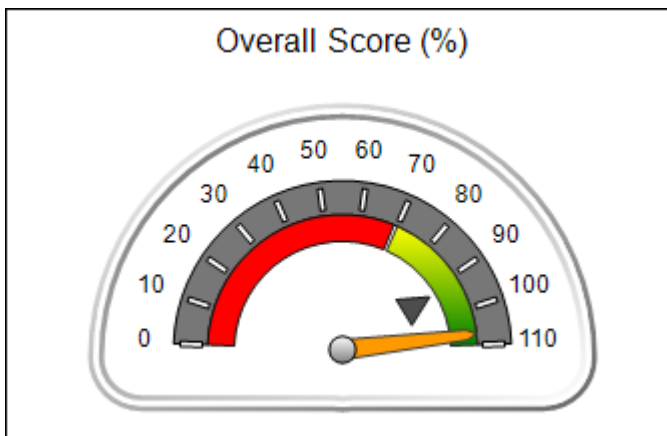
Provider/Program Name: Christian City Home for Children - (585) - CCI

7345 Red Oak Rd., Union City, GA 30291 Phone: 770-964-3309 Vendor ID# 35284	Quarterly Scores (Grades)		Current Quarter Score (Grade)
	Q1: 107.09 (A+)	Q2: 104.03 (A+)	107.09% (A+)
	Q3: 102.42 (A+)	Q4: 104.82 (A+)	
Program Census Information:	# Children in Care During Quarter: 19	# Placements During Quarter: 19	# Children in Care On Last Day: 16

Quarterly Provider Comparisons to All CCIs

■■■■■■■■ indicates MalTx Threshold

▼ ————— indicates average for all CCIs





DHS, DFCS, Office of Provider Management
Performance-Based Placement Measures
RBWO Provider GA+SCORECARD - CCI
Report Quarter: Q1 FY2016



Provider/Program Name: Christian City Home for Children - (585) - CCI

7345 Red Oak Rd., Union City, GA 30291 Phone: 770-964-3309 Vendor ID# 35284	Quarterly Scores (Grades)		Current Quarter Score (Grade)
	Q1: 107.09 (A+)	Q2: 104.03 (A+)	107.09%
	Q3: 102.42 (A+)	Q4: 104.82 (A+)	(A+)

Program Census Information:	# Children in Care During Quarter: 19	# Placements During Quarter: 19	# Children in Care On Last Day: 16
-----------------------------	---------------------------------------	---------------------------------	------------------------------------

	Avg Performance All CCIs (%)	Provider Performance (%)*	Possible Points (Weight)	Provider Points Earned
--	-------------------------------------	----------------------------------	---------------------------------	-------------------------------

OPM Monitoring Reviews

Annual Comprehensive Reviews	90%	92%	25	22.92
Safety Reviews	96%	99%	15	14.87
Monitoring Sub-Total			40	37.79

CCI Safety Outcomes

Incidence of Maltreatment	0.35%	No Substantiated Reports	10	10.00
Staff Training	69%	100%	4	4.00
Safety Sub-Total			14	14.00

CCI Permanency Outcomes

Placement Stability	93%	100%	15	15.00
Sibling Contacts	7%	100%	5	5.00
Permanency Sub-Total			20	20.00

CCI Well-Being Outcomes

EPSDT Medical Visits	91%	100%	4	4.00
EPSDT Dental Visits	89%	93%	4	3.72
Academic Supports	82%	100%	4	4.00
Provider ECEM Visits	80%	97%	7	6.79
Provider General Contacts	77%	97%	7	6.79
Well-Being Sub-Total			26	25.30

*Performance calculation descriptions can be found in the FY 2016 RBWO PBP Measurements and Standards Guide.

Monitoring & Outcomes: Possible Points = 100		Points Earned = 97.09	
Score Before Incentives Credit		97.09%	
Incentives Awarded		10.00 pts	
PBP Verification		N/A pts	
Total Score		107.09%	

Provider/Program Name: Christian City Home for Children - (585) - CCI



DHS, DFCS, Office of Provider Management
Performance-Based Placement Measures
RBWO Provider GA+SCORECARD - CCI



Report Quarter: Q1 FY2016

Program Census Information:		# Children in Care During Quarter: 19	# Placements During Quarter: 19	# Children in Care On Last Day: 16
CCI Incentive Credits	Avg Performance All CCIs (Points)	Provider Performance (%)*	Possible Points (Weight)	Provider Points Earned
Early EPSDT Medical Visits		100%	2	2.00
Early EPSDT Dental Visits		80%	2	1.60
Permanency Contacts		100%	5	5.00
Additional Academic Supports		45%	2	0.90
Active Agency Accreditation		0%	4	0.00
Staff Clinical Licensure		20%	5	1.00
Behavior Management (threshold = 0)		100%	4	4.00
Incentives Total	7.91		24	14.50
Maximum total combined incentive credit allowed is 10 points.			Incentives Awarded	10.00

*Performance calculation descriptions can be found in the FY 2016 RBWO PBP Measurements and Standards Guide.

Child Protective Services Investigations and Dispositions		
The following investigations data, which is not used for scoring but is considered significant to a provider's performance, is from Georgia SHINES and is not considered final or complete until the end of the fiscal year.		
Total Reports:	0	
Number Screened In:	0	
Number Screened Out:	0	
Number Substantiated:	0	
Number Unsubstantiated:	0	
Number Active CPS Investigations:	0	



DHS, DFCS, Office of Provider Management
Performance-Based Placement Measures
RBWO Provider GA+SCORECARD - CCI
Report Quarter: Q1 FY2016



Provider/Program Name: Community Growth Children's Academy - (5169) - CCI

344 Roberts Road, Barnesville, GA 30204

Phone: 770-584-6276

Vendor ID# 116932

Program Census Information:

Children in Care During
Quarter: 11

Placements During
Quarter: 11

Children in Care On Last
Day: 7

Quarterly Scores (Grades)

**Current Quarter Score
(Grade)**

Q1: 88.59 (B+)

Q2: 76.54 (C)

88.59%

Q3: 85.50 (B)

Q4: 86.71 (B)

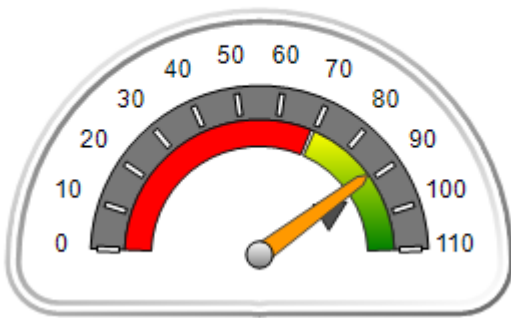
(B+)

Quarterly Provider Comparisons to All CCIs

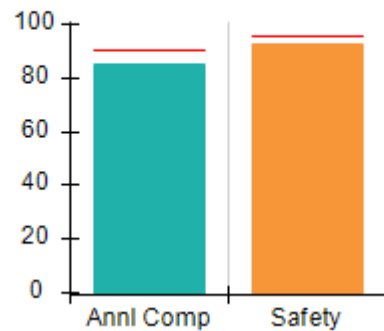
■■■■■■■■ indicates MalTx Threshold

▼ ————— indicates average for all CCIs

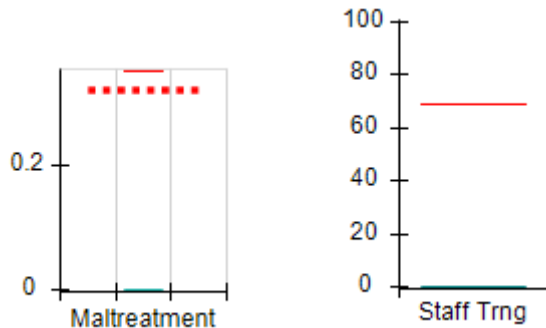
Overall Score (%)



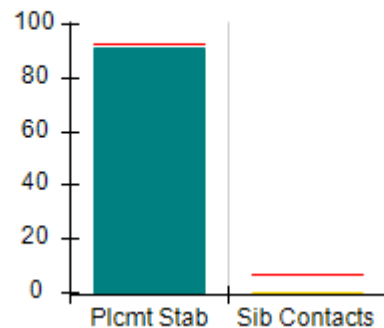
OPM Monitoring Reviews (%)



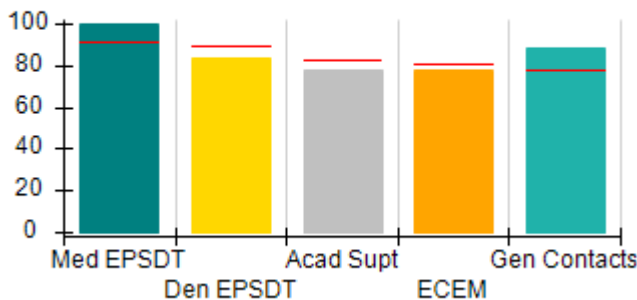
Safety Outcomes (%)



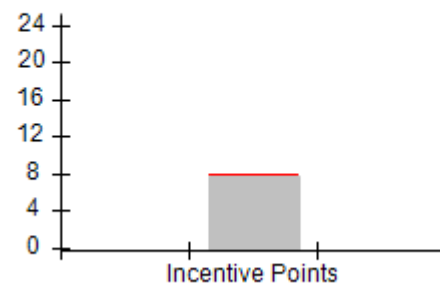
Permanency Outcomes (%)



Well-Being Outcomes (%)



Incentives Earned (Points)





DHS, DFCS, Office of Provider Management
Performance-Based Placement Measures
RBWO Provider GA+SCORECARD - CCI
Report Quarter: Q1 FY2016



Provider/Program Name: Community Growth Children's Academy - (5169) - CCI				
344 Roberts Road, Barnesville, GA 30204		Quarterly Scores (Grades)		Current Quarter Score (Grade)
Phone: 770-584-6276		Q1: 88.59 (B+)	Q2: 76.54 (C)	88.59%
Vendor ID# 116932		Q3: 85.50 (B)	Q4: 86.71 (B)	(B+)
Program Census Information:		# Children in Care During Quarter: 11	# Placements During Quarter: 11	# Children in Care On Last Day: 7
	Avg Performance All CCIs (%)	Provider Performance (%)*	Possible Points (Weight)	Provider Points Earned
OPM Monitoring Reviews				
Annual Comprehensive Reviews	90%	85%	25	21.33
Safety Reviews	96%	93%	15	13.95
Monitoring Sub-Total			40	35.28
CCI Safety Outcomes				
Incidence of Maltreatment	0.35%	No Substantiated Reports	10	10.00
Staff Training	69%	0%	4	0.00
Safety Sub-Total			14	10.00
CCI Permanency Outcomes				
Placement Stability	93%	91%	15	13.65
Sibling Contacts	7%	0%	5	0.00
Permanency Sub-Total			20	13.65
CCI Well-Being Outcomes				
EPSDT Medical Visits	91%	100%	4	4.00
EPSDT Dental Visits	89%	83%	4	3.32
Academic Supports	82%	78%	4	3.12
Provider ECEM Visits	80%	78%	7	5.46
Provider General Contacts	77%	88%	7	6.16
Well-Being Sub-Total			26	22.06
*Performance calculation descriptions can be found in the FY 2016 RBWO PBP Measurements and Standards Guide.				

Monitoring & Outcomes: Possible Points = 100		Points Earned = 80.99	
Score Before Incentives Credit			80.99%
Incentives Awarded			7.60 pts
PBP Verification			N/A pts
Total Score			88.59%

Provider/Program Name: Community Growth Children's Academy - (5169) - CCI
--



DHS, DFCS, Office of Provider Management
Performance-Based Placement Measures
RBWO Provider GA+SCORECARD - CCI



Report Quarter: Q1 FY2016

Program Census Information:		# Children in Care During Quarter: 11	# Placements During Quarter: 11	# Children in Care On Last Day: 7
CCI Incentive Credits	Avg Performance All CCIs (Points)	Provider Performance (%)*	Possible Points (Weight)	Provider Points Earned
Early EPSDT Medical Visits		100%	2	2.00
Early EPSDT Dental Visits		80%	2	1.60
Permanency Contacts		0%	5	0.00
Additional Academic Supports		0%	2	0.00
Active Agency Accreditation		0%	4	0.00
Staff Clinical Licensure		0%	5	0.00
Behavior Management (threshold = 0)		100%	4	4.00
Incentives Total	7.91		24	7.60
Maximum total combined incentive credit allowed is 10 points.			Incentives Awarded	7.60

*Performance calculation descriptions can be found in the FY 2016 RBWO PBP Measurements and Standards Guide.

Child Protective Services Investigations and Dispositions		
The following investigations data, which is not used for scoring but is considered significant to a provider's performance, is from Georgia SHINES and is not considered final or complete until the end of the fiscal year.		
Total Reports:	0	
Number Screened In:	0	
Number Screened Out:	0	
Number Substantiated:	0	
Number Unsubstantiated:	0	
Number Active CPS Investigations:	0	



DHS, DFCS, Office of Provider Management
Performance-Based Placement Measures
RBWO Provider GA+SCORECARD - CCI



Report Quarter: Q1 FY2016

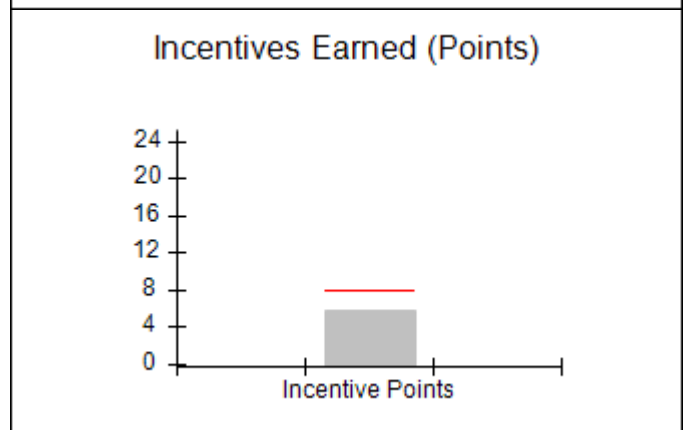
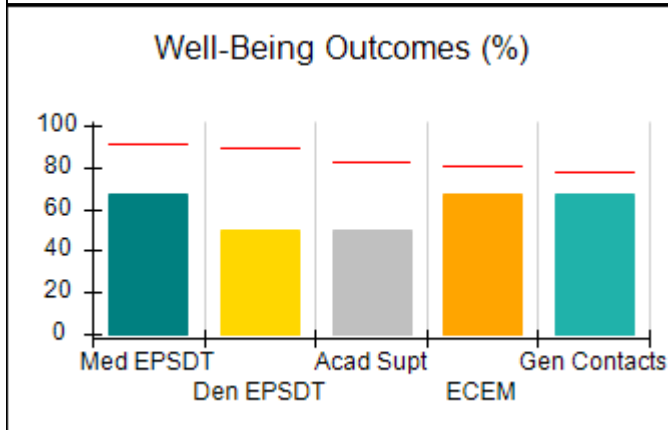
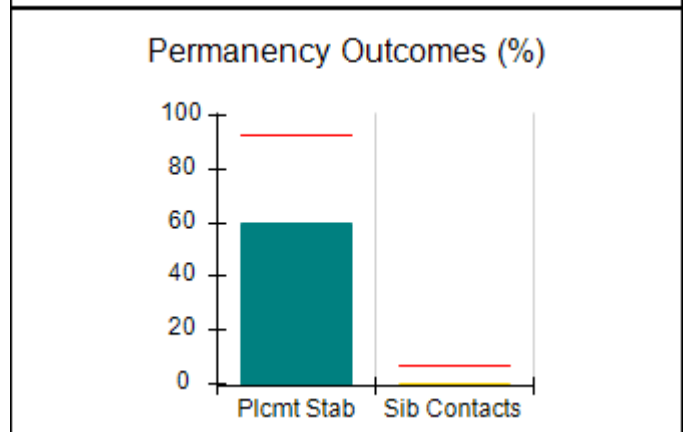
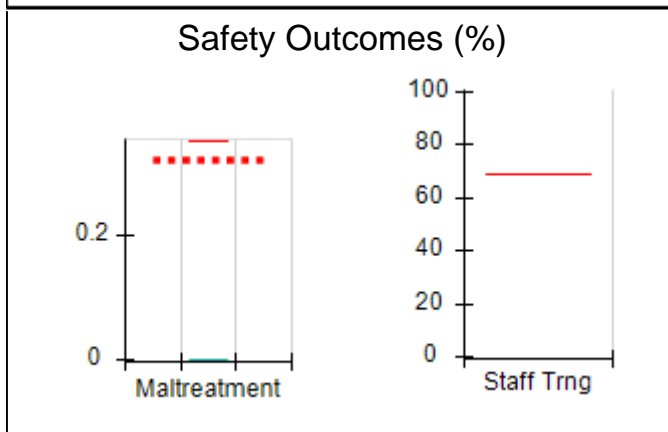
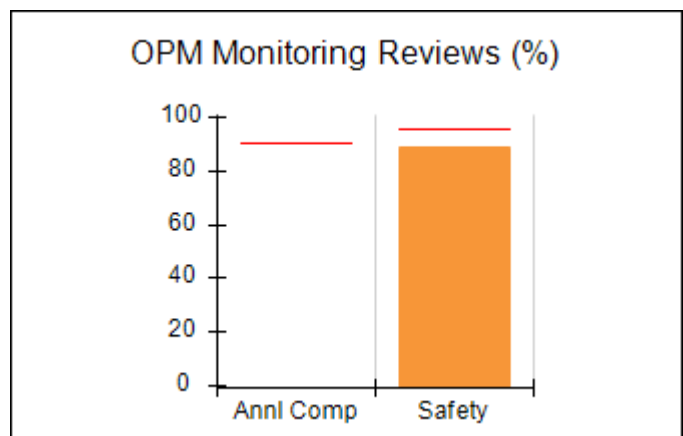
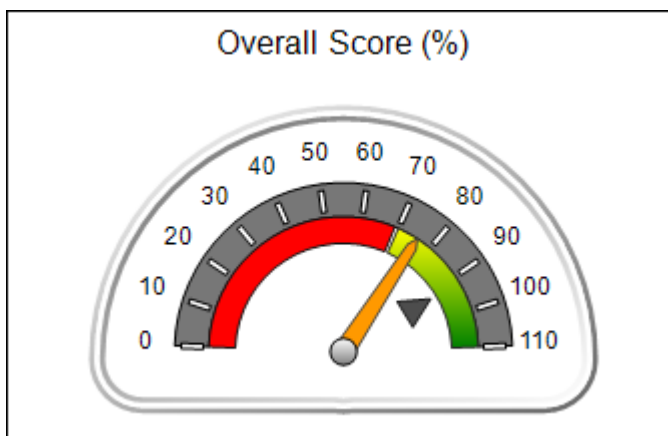
Provider/Program Name: Coweta Teen Mothers & Babe Service Center, Inc. - (5145) - CCI

5107 Rocky Run, Stone Mountain, GA 30088 Phone: 770-808-9108 Vendor ID# 115437	Quarterly Scores (Grades)		Current Quarter Score (Grade)
	Q1: 75.73 (C)	Q2: 81.80 (B-)	75.73% (C)
	Q3: 72.97 (C-)	Q4: 71.29 (C-)	
Program Census Information:	# Children in Care During Quarter: 5	# Placements During Quarter: 5	# Children in Care On Last Day: 0

Quarterly Provider Comparisons to All CCIs

■■■■■■■■ indicates MalTx Threshold

▼ ————— indicates average for all CCIs





DHS, DFCS, Office of Provider Management
Performance-Based Placement Measures
RBWO Provider GA+SCORECARD - CCI
Report Quarter: Q1 FY2016



Provider/Program Name: Coweta Teen Mothers & Babe Service Center, Inc. - (5145) - CCI

5107 Rocky Run, Stone Mountain, GA 30088 Phone: 770-808-9108 Vendor ID# 115437	Quarterly Scores (Grades)		Current Quarter Score (Grade)
	Q1: 75.73 (C)	Q2: 81.80 (B-)	75.73%
	Q3: 72.97 (C-)	Q4: 71.29 (C-)	(C)

Program Census Information:	# Children in Care During Quarter: 5	# Placements During Quarter: 5	# Children in Care On Last Day: 0
-----------------------------	--------------------------------------	--------------------------------	-----------------------------------

	Avg Performance All CCIs (%)	Provider Performance (%)*	Possible Points (Weight)	Provider Points Earned
--	-------------------------------------	----------------------------------	---------------------------------	-------------------------------

OPM Monitoring Reviews

Annual Comprehensive Reviews	90%	Not Yet Conducted		
Safety Reviews	96%	89%	15	13.35
Monitoring Sub-Total			15	13.35

CCI Safety Outcomes

Incidence of Maltreatment	0.35%	No Substantiated Reports	14	14.00
Staff Training	69%	Not Eligible		
Safety Sub-Total			14	14.00

CCI Permanency Outcomes

Placement Stability	93%	60%	15	9.00
Sibling Contacts	7%	0%	5	0.00
Permanency Sub-Total			20	9.00

CCI Well-Being Outcomes

EPSDT Medical Visits	91%	67%	4	2.68
EPSDT Dental Visits	89%	50%	4	2.00
Academic Supports	82%	50%	4	2.00
Provider ECEM Visits	80%	67%	7	4.69
Provider General Contacts	77%	67%	7	4.69
Well-Being Sub-Total			26	16.06

*Performance calculation descriptions can be found in the FY 2016 RBWO PBP Measurements and Standards Guide.

Monitoring & Outcomes: Possible Points = 75		Points Earned = 52.41	
Score Before Incentives Credit		69.88%	
Incentives Awarded		5.85 pts	
PBP Verification		N/A pts	
Total Score		75.73%	

Provider/Program Name: Coweta Teen Mothers & Babe Service Center, Inc. - (5145) - CCI



DHS, DFCS, Office of Provider Management
Performance-Based Placement Measures
RBWO Provider GA+SCORECARD - CCI



Report Quarter: Q1 FY2016

Program Census Information:		# Children in Care During Quarter: 5	# Placements During Quarter: 5	# Children in Care On Last Day: 0
CCI Incentive Credits	Avg Performance All CCIs (Points)	Provider Performance (%)*	Possible Points (Weight)	Provider Points Earned
Early EPSDT Medical Visits		50%	2	1.00
Early EPSDT Dental Visits		0%	2	0.00
Permanency Contacts		17%	5	0.85
Additional Academic Supports		0%	2	0.00
Active Agency Accreditation		0%	4	0.00
Staff Clinical Licensure		0%	5	0.00
Behavior Management (threshold = 0)		100%	4	4.00
Incentives Total	7.91		24	5.85
Maximum total combined incentive credit allowed is 10 points.			Incentives Awarded	5.85

*Performance calculation descriptions can be found in the FY 2016 RBWO PBP Measurements and Standards Guide.

Child Protective Services Investigations and Dispositions		
The following investigations data, which is not used for scoring but is considered significant to a provider's performance, is from Georgia SHINES and is not considered final or complete until the end of the fiscal year.		
Total Reports:	3	
Number Screened In:	0	
Number Screened Out:	3	
Number Substantiated:	0	
Number Unsubstantiated:	0	
Number Active CPS Investigations:	0	



DHS, DFCS, Office of Provider Management
Performance-Based Placement Measures
RBWO Provider GA+SCORECARD - CCI
Report Quarter: Q1 FY2016



Provider/Program Name: Deloach Group Home - (619) - CCI

282 North East Anchor RD, Ludowici, GA 31316

Phone: 912-545-9458

Vendor ID# 35304

Quarterly Scores (Grades)

Q1: 102.34 (A+)

Q2: 99.67 (A+)

Q3: 94.38 (A)

Q4: 97.82 (A+)

Current Quarter Score (Grade)

102.34%

(A+)

Program Census Information:

Children in Care During Quarter: 20

Placements During Quarter: 20

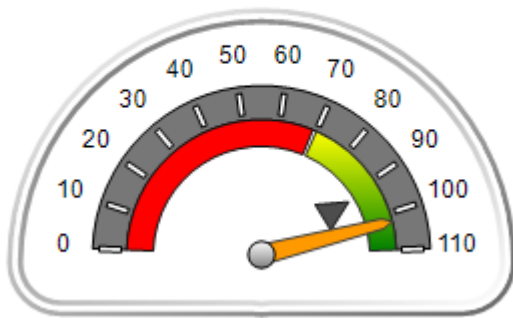
Children in Care On Last Day: 16

Quarterly Provider Comparisons to All CCIs

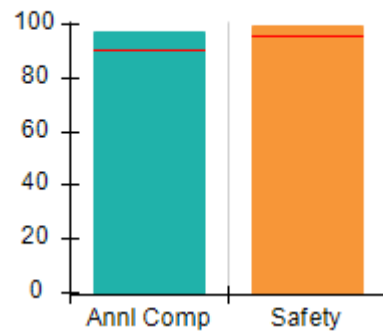
■■■■■■■■ indicates MalTx Threshold

▼ ————— indicates average for all CCIs

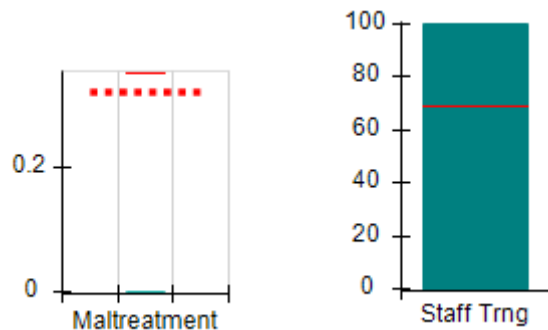
Overall Score (%)



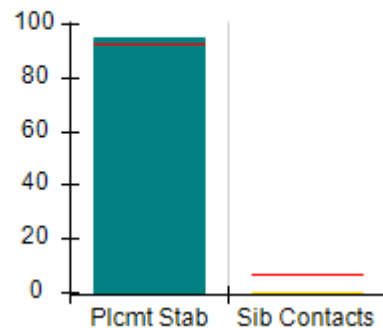
OPM Monitoring Reviews (%)



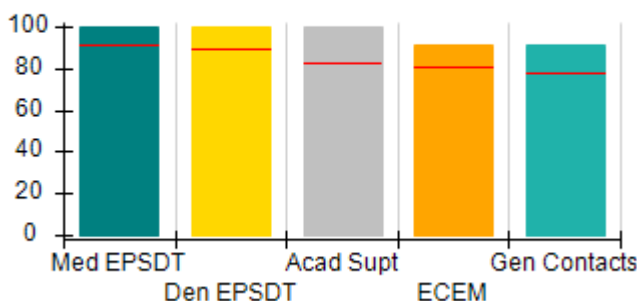
Safety Outcomes (%)



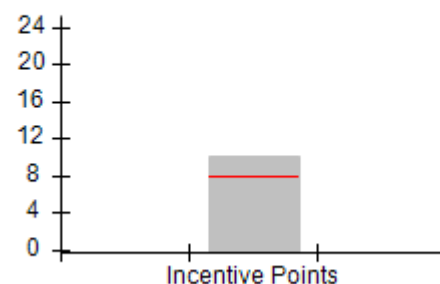
Permanency Outcomes (%)



Well-Being Outcomes (%)



Incentives Earned (Points)





DHS, DFCS, Office of Provider Management
Performance-Based Placement Measures
RBWO Provider GA+SCORECARD - CCI
Report Quarter: Q1 FY2016



Provider/Program Name: Deloach Group Home - (619) - CCI

282 North East Anchor RD, Ludowici, GA 31316 Phone: 912-545-9458 Vendor ID# 35304	Quarterly Scores (Grades)		Current Quarter Score (Grade)
	Q1: 102.34 (A+)	Q2: 99.67 (A+)	102.34%
	Q3: 94.38 (A)	Q4: 97.82 (A+)	(A+)

Program Census Information:	# Children in Care During Quarter: 20	# Placements During Quarter: 20	# Children in Care On Last Day: 16
-----------------------------	---------------------------------------	---------------------------------	------------------------------------

	Avg Performance All CCIs (%)	Provider Performance (%)*	Possible Points (Weight)	Provider Points Earned
--	-------------------------------------	----------------------------------	---------------------------------	-------------------------------

OPM Monitoring Reviews

Annual Comprehensive Reviews	90%	98%	25	24.42
Safety Reviews	96%	100%	15	14.94
Monitoring Sub-Total			40	39.35

CCI Safety Outcomes

Incidence of Maltreatment	0.35%	No Substantiated Reports	10	10.00
Staff Training	69%	100%	4	4.00
Safety Sub-Total			14	14.00

CCI Permanency Outcomes

Placement Stability	93%	95%	15	14.25
Sibling Contacts	7%	0%	5	0.00
Permanency Sub-Total			20	14.25

CCI Well-Being Outcomes

EPSDT Medical Visits	91%	100%	4	4.00
EPSDT Dental Visits	89%	100%	4	4.00
Academic Supports	82%	100%	4	4.00
Provider ECEM Visits	80%	91%	7	6.37
Provider General Contacts	77%	91%	7	6.37
Well-Being Sub-Total			26	24.74

*Performance calculation descriptions can be found in the FY 2016 RBWO PBP Measurements and Standards Guide.

Monitoring & Outcomes: Possible Points = 100		Points Earned = 92.34	
Score Before Incentives Credit		92.34%	
Incentives Awarded		10.00 pts	
PBP Verification		N/A pts	
Total Score		102.34%	

Provider/Program Name: Deloach Group Home - (619) - CCI



DHS, DFCS, Office of Provider Management
Performance-Based Placement Measures
RBWO Provider GA+SCORECARD - CCI



Report Quarter: Q1 FY2016

Program Census Information:		# Children in Care During Quarter: 20	# Placements During Quarter: 20	# Children in Care On Last Day: 16
CCI Incentive Credits	Avg Performance All CCIs (Points)	Provider Performance (%)*	Possible Points (Weight)	Provider Points Earned
Early EPSDT Medical Visits		100%	2	2.00
Early EPSDT Dental Visits		100%	2	2.00
Permanency Contacts		3%	5	0.15
Additional Academic Supports		100%	2	2.00
Active Agency Accreditation		0%	4	0.00
Staff Clinical Licensure		0%	5	0.00
Behavior Management (threshold = 0)		100%	4	4.00
Incentives Total	7.91		24	10.15
Maximum total combined incentive credit allowed is 10 points.			Incentives Awarded	10.00

*Performance calculation descriptions can be found in the FY 2016 RBWO PBP Measurements and Standards Guide.

Child Protective Services Investigations and Dispositions		
The following investigations data, which is not used for scoring but is considered significant to a provider's performance, is from Georgia SHINES and is not considered final or complete until the end of the fiscal year.		
Total Reports:	0	
Number Screened In:	0	
Number Screened Out:	0	
Number Substantiated:	0	
Number Unsubstantiated:	0	
Number Active CPS Investigations:	0	



DHS, DFCS, Office of Provider Management
Performance-Based Placement Measures
RBWO Provider GA+SCORECARD - CCI
Report Quarter: Q1 FY2016



Provider/Program Name: Devereux GA Treatment Network - MAAC Plus (5134) - CCI

1291 Stanley Road, Kennesaw, GA 30512

Phone: 678-303-5200

Vendor ID# 114150

Quarterly Scores (Grades)

Q1: 95.09 (A)

Q2: 94.80 (A)

Q3: 98.78 (A+)

Q4: 94.35 (A)

Current Quarter Score (Grade)

95.09%

(A)

Program Census Information:

Children in Care During Quarter: 33

Placements During Quarter: 33

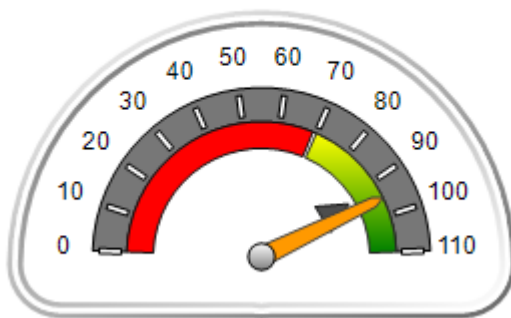
Children in Care On Last Day: 24

Quarterly Provider Comparisons to All CCIs

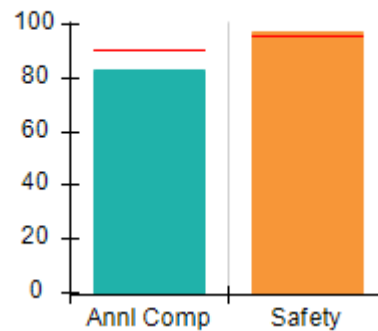
■■■■■■■■ indicates MalTx Threshold

▼ ————— indicates average for all CCIs

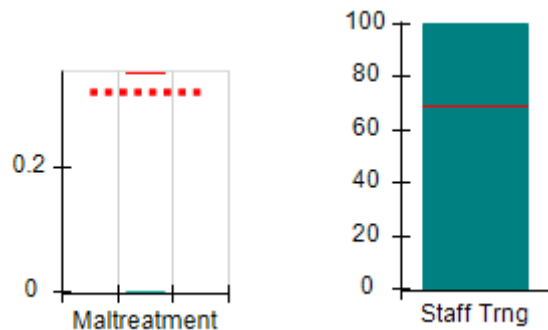
Overall Score (%)



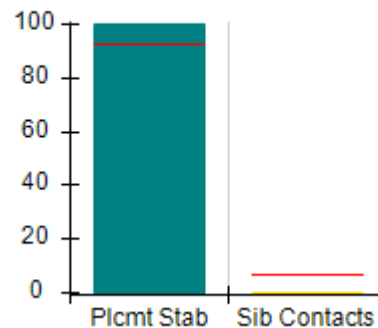
OPM Monitoring Reviews (%)



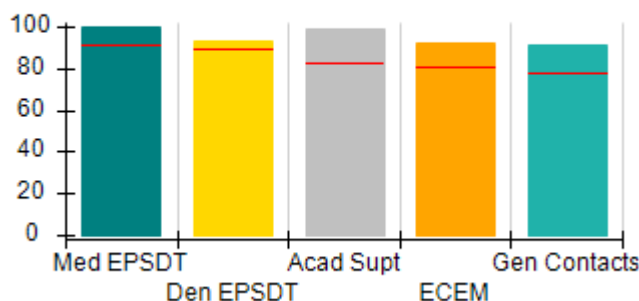
Safety Outcomes (%)



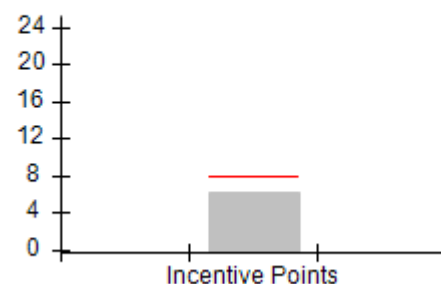
Permanency Outcomes (%)



Well-Being Outcomes (%)



Incentives Earned (Points)





DHS, DFCS, Office of Provider Management
Performance-Based Placement Measures
RBWO Provider GA+SCORECARD - CCI
Report Quarter: Q1 FY2016



Provider/Program Name: Devereux GA Treatment Network - MAAC Plus (5134) - CCI				
1291 Stanley Road, Kennesaw, GA 30512		Quarterly Scores (Grades)		Current Quarter Score (Grade)
Phone: 678-303-5200		Q1: 95.09 (A)	Q2: 94.80 (A)	95.09% (A)
Vendor ID# 114150		Q3: 98.78 (A+)	Q4: 94.35 (A)	
Program Census Information:		# Children in Care During Quarter: 33	# Placements During Quarter: 33	# Children in Care On Last Day: 24
	Avg Performance All CCIs (%)	Provider Performance (%)*	Possible Points (Weight)	Provider Points Earned
OPM Monitoring Reviews				
Annual Comprehensive Reviews	90%	83%	25	20.83
Safety Reviews	96%	97%	15	14.61
Monitoring Sub-Total			40	35.45
CCI Safety Outcomes				
Incidence of Maltreatment	0.35%	No Substantiated Reports	10	10.00
Staff Training	69%	100%	4	4.00
Safety Sub-Total			14	14.00
CCI Permanency Outcomes				
Placement Stability	93%	100%	15	15.00
Sibling Contacts	7%	0%	5	0.00
Permanency Sub-Total			20	15.00
CCI Well-Being Outcomes				
EPSDT Medical Visits	91%	100%	4	4.00
EPSDT Dental Visits	89%	93%	4	3.72
Academic Supports	82%	99%	4	3.96
Provider ECEM Visits	80%	92%	7	6.44
Provider General Contacts	77%	91%	7	6.37
Well-Being Sub-Total			26	24.49
*Performance calculation descriptions can be found in the FY 2016 RBWO PBP Measurements and Standards Guide.				

Monitoring & Outcomes: Possible Points = 100	Points Earned = 88.94
Score Before Incentives Credit	88.94%
Incentives Awarded	6.15 pts
PBP Verification	N/A pts
Total Score	95.09%

Provider/Program Name: Devereux GA Treatment Network - MAAC Plus (5134) - CCI
--



DHS, DFCS, Office of Provider Management
Performance-Based Placement Measures
RBWO Provider GA+SCORECARD - CCI



Report Quarter: Q1 FY2016

Program Census Information:		# Children in Care During Quarter: 33	# Placements During Quarter: 33	# Children in Care On Last Day: 24
CCI Incentive Credits	Avg Performance All CCIs (Points)	Provider Performance (%)*	Possible Points (Weight)	Provider Points Earned
Early EPSDT Medical Visits		100%	2	2.00
Early EPSDT Dental Visits		75%	2	1.50
Permanency Contacts		13%	5	0.65
Additional Academic Supports		0%	2	0.00
Active Agency Accreditation		50%	4	2.00
Staff Clinical Licensure		0%	5	0.00
Behavior Management (threshold = 0)		0%	4	0.00
Incentives Total	7.91		24	6.15
Maximum total combined incentive credit allowed is 10 points.			Incentives Awarded	6.15
*Performance calculation descriptions can be found in the FY 2016 RBWO PBP Measurements and Standards Guide.				

Child Protective Services Investigations and Dispositions		
The following investigations data, which is not used for scoring but is considered significant to a provider's performance, is from Georgia SHINES and is not considered final or complete until the end of the fiscal year.		
Total Reports:	2	
Number Screened In:	1	
Number Screened Out:	1	
Number Substantiated:	0	
Number Unsubstantiated:	0	
Number Active CPS Investigations:	1	



DHS, DFCS, Office of Provider Management
Performance-Based Placement Measures
RBWO Provider GA+SCORECARD - CCI



Report Quarter: Q1 FY2016

Provider/Program Name: Dr. Xavier Moore Home for Boys, LLC - (formerly Family Community Care Centers) (634) - CCI

280 Tomer Rd., Perry, GA 31069

Phone: 4789738780

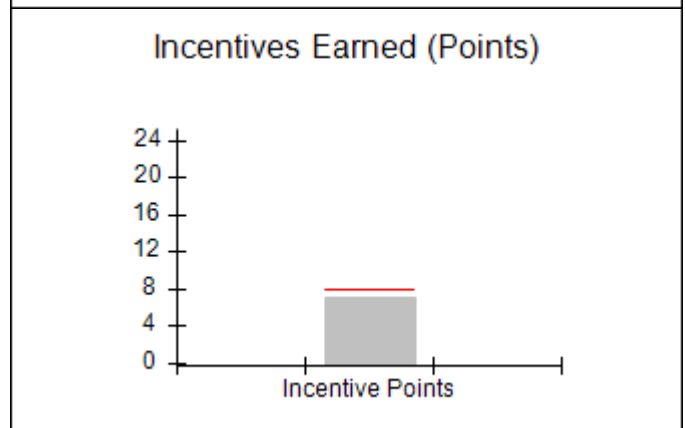
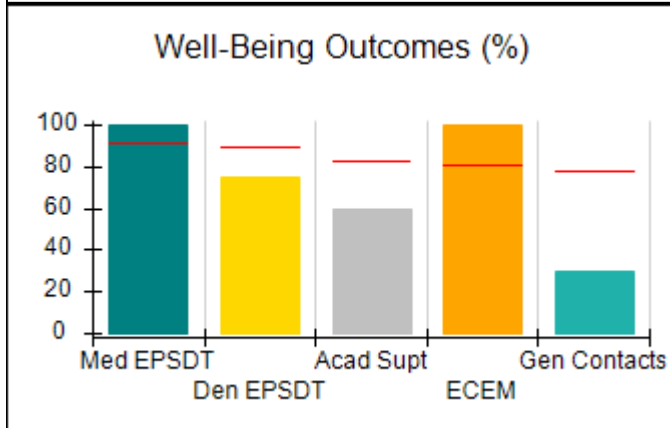
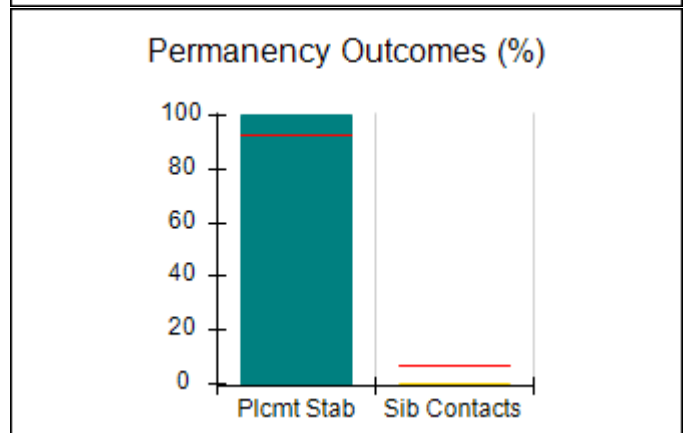
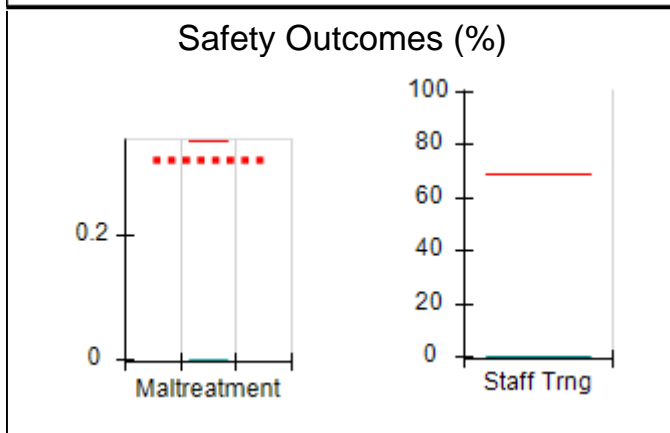
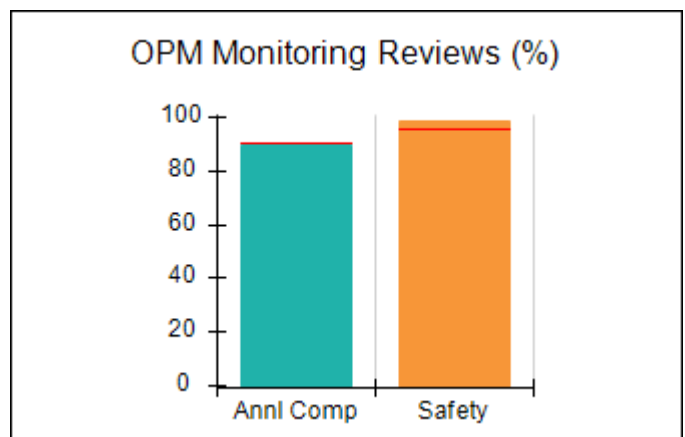
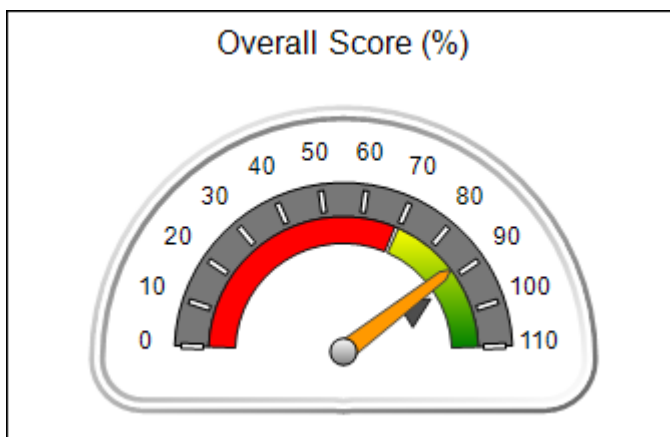
Vendor ID# 80909

	Quarterly Scores (Grades)		Current Quarter Score (Grade)
	Q1: 87.92 (B+)	Q2: 90.44 (A-)	87.92% (B+)
	Q3: 87.54 (B+)	Q4: 80.25 (B-)	
Program Census Information:	# Children in Care During Quarter: 8	# Placements During Quarter: 8	# Children in Care On Last Day: 5

Quarterly Provider Comparisons to All CCIs

■■■■■■■■ indicates MalTx Threshold

▼ ————— indicates average for all CCIs





DHS, DFCS, Office of Provider Management
Performance-Based Placement Measures
RBWO Provider GA+SCORECARD - CCI



Report Quarter: Q1 FY2016

Provider/Program Name: Dr. Xavier Moore Home for Boys, LLC - (formerly Family Community Care Centers) (634) - CCI				
280 Tomer Rd., Perry, GA 31069		Quarterly Scores (Grades)		Current Quarter Score (Grade)
Phone: 4789738780		Q1: 87.92 (B+)	Q2: 90.44 (A-)	87.92%
Vendor ID# 80909		Q3: 87.54 (B+)	Q4: 80.25 (B-)	(B+)
Program Census Information:		# Children in Care During Quarter: 8	# Placements During Quarter: 8	# Children in Care On Last Day: 5
	Avg Performance All CCIs (%)	Provider Performance (%)*	Possible Points (Weight)	Provider Points Earned
OPM Monitoring Reviews				
Annual Comprehensive Reviews	90%	90%	25	22.50
Safety Reviews	96%	99%	15	14.80
Monitoring Sub-Total			40	37.30
CCI Safety Outcomes				
Incidence of Maltreatment	0.35%	No Substantiated Reports	10	10.00
Staff Training	69%	0%	4	0.00
Safety Sub-Total			14	10.00
CCI Permanency Outcomes				
Placement Stability	93%	100%	15	15.00
Sibling Contacts	7%	0%	5	0.00
Permanency Sub-Total			20	15.00
CCI Well-Being Outcomes				
EPSDT Medical Visits	91%	100%	4	4.00
EPSDT Dental Visits	89%	75%	4	3.00
Academic Supports	82%	60%	4	2.40
Provider ECEM Visits	80%	100%	7	7.00
Provider General Contacts	77%	30%	7	2.10
Well-Being Sub-Total			26	18.50
*Performance calculation descriptions can be found in the FY 2016 RBWO PBP Measurements and Standards Guide.				

Monitoring & Outcomes: Possible Points = 100		Points Earned = 80.80	
Score Before Incentives Credit			80.80%
Incentives Awarded			7.12 pts
PBP Verification			N/A pts
Total Score			87.92%

Provider/Program Name: Dr. Xavier Moore Home for Boys, LLC - (formerly Family Community Care Centers) (634) - CCI



DHS, DFCS, Office of Provider Management
Performance-Based Placement Measures
RBWO Provider GA+SCORECARD - CCI



Report Quarter: Q1 FY2016

Program Census Information:		# Children in Care During Quarter: 8	# Placements During Quarter: 8	# Children in Care On Last Day: 5
CCI Incentive Credits	Avg Performance All CCIs (Points)	Provider Performance (%)*	Possible Points (Weight)	Provider Points Earned
Early EPSDT Medical Visits		100%	2	2.00
Early EPSDT Dental Visits		0%	2	0.00
Permanency Contacts		0%	5	0.00
Additional Academic Supports		56%	2	1.12
Active Agency Accreditation		0%	4	0.00
Staff Clinical Licensure		0%	5	0.00
Behavior Management (threshold = 0)		100%	4	4.00
Incentives Total	7.91		24	7.12
Maximum total combined incentive credit allowed is 10 points.			Incentives Awarded	7.12
*Performance calculation descriptions can be found in the FY 2016 RBWO PBP Measurements and Standards Guide.				

Child Protective Services Investigations and Dispositions		
The following investigations data, which is not used for scoring but is considered significant to a provider's performance, is from Georgia SHINES and is not considered final or complete until the end of the fiscal year.		
Total Reports:	0	
Number Screened In:	0	
Number Screened Out:	0	
Number Substantiated:	0	
Number Unsubstantiated:	0	
Number Active CPS Investigations:	0	



DHS, DFCS, Office of Provider Management
Performance-Based Placement Measures
RBWO Provider GA+SCORECARD - CCI
Report Quarter: Q1 FY2016



Provider/Program Name: Elks Aidmore Children's Center - (628) - CCI

2394 Morrison Rd., Conyers, GA 30094

Phone: 770-483-3535

Vendor ID# 35321

Quarterly Scores (Grades)

Q1: 101.53 (A+)

Q2: 100.37 (A+)

Q3: 103.67 (A+)

Q4: 98.64 (A+)

Current Quarter Score (Grade)

101.53%

(A+)

Program Census Information:

Children in Care During Quarter: 16

Placements During Quarter: 16

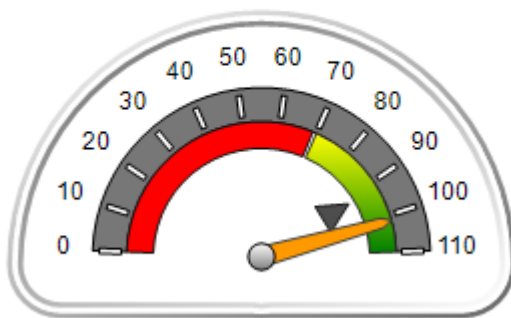
Children in Care On Last Day: 9

Quarterly Provider Comparisons to All CCIs

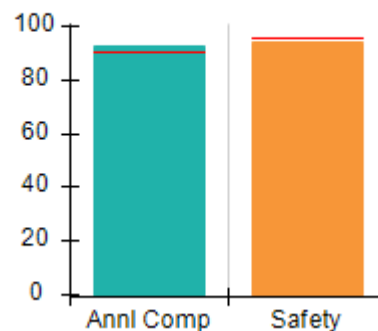
■■■■■■■■ indicates MalTx Threshold

▼ ————— indicates average for all CCIs

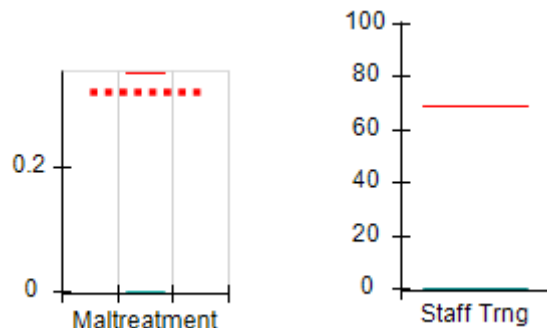
Overall Score (%)



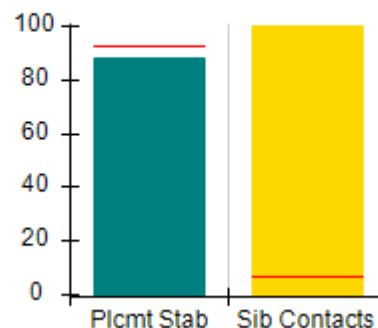
OPM Monitoring Reviews (%)



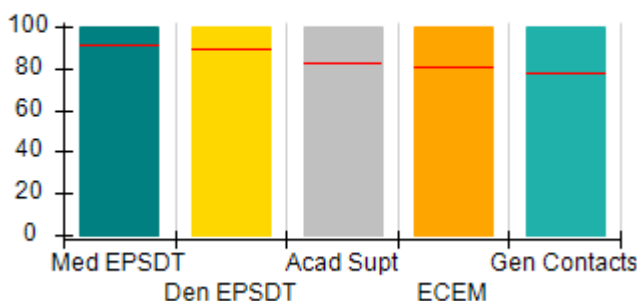
Safety Outcomes (%)



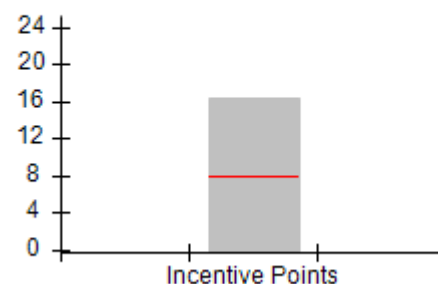
Permanency Outcomes (%)



Well-Being Outcomes (%)



Incentives Earned (Points)





DHS, DFCS, Office of Provider Management
Performance-Based Placement Measures
RBWO Provider GA+SCORECARD - CCI
Report Quarter: Q1 FY2016



Provider/Program Name: Elks Aidmore Children's Center - (628) - CCI

2394 Morrison Rd., Conyers, GA 30094 Phone: 770-483-3535 Vendor ID# 35321	Quarterly Scores (Grades)		Current Quarter Score (Grade)
	Q1: 101.53 (A+)	Q2: 100.37 (A+)	101.53%
	Q3: 103.67 (A+)	Q4: 98.64 (A+)	(A+)

Program Census Information:	# Children in Care During Quarter: 16	# Placements During Quarter: 16	# Children in Care On Last Day: 9
-----------------------------	---------------------------------------	---------------------------------	-----------------------------------

	Avg Performance All CCIs (%)	Provider Performance (%)*	Possible Points (Weight)	Provider Points Earned
--	-------------------------------------	----------------------------------	---------------------------------	-------------------------------

OPM Monitoring Reviews

Annual Comprehensive Reviews	90%	93%	25	23.17
Safety Reviews	96%	94%	15	14.17
Monitoring Sub-Total			40	37.33

CCI Safety Outcomes

Incidence of Maltreatment	0.35%	No Substantiated Reports	10	10.00
Staff Training	69%	0%	4	0.00
Safety Sub-Total			14	10.00

CCI Permanency Outcomes

Placement Stability	93%	88%	15	13.20
Sibling Contacts	7%	100%	5	5.00
Permanency Sub-Total			20	18.20

CCI Well-Being Outcomes

EPSDT Medical Visits	91%	100%	4	4.00
EPSDT Dental Visits	89%	100%	4	4.00
Academic Supports	82%	100%	4	4.00
Provider ECEM Visits	80%	100%	7	7.00
Provider General Contacts	77%	100%	7	7.00
Well-Being Sub-Total			26	26.00

*Performance calculation descriptions can be found in the FY 2016 RBWO PBP Measurements and Standards Guide.

Monitoring & Outcomes: Possible Points = 100		Points Earned = 91.53	
Score Before Incentives Credit		91.53%	
Incentives Awarded		10.00 pts	
PBP Verification		N/A pts	
Total Score		101.53%	

Provider/Program Name: Elks Aidmore Children's Center - (628) - CCI



DHS, DFCS, Office of Provider Management
Performance-Based Placement Measures
RBWO Provider GA+SCORECARD - CCI



Report Quarter: Q1 FY2016

Program Census Information:		# Children in Care During Quarter: 16	# Placements During Quarter: 16	# Children in Care On Last Day: 9
CCI Incentive Credits	Avg Performance All CCIs (Points)	Provider Performance (%)*	Possible Points (Weight)	Provider Points Earned
Early EPSDT Medical Visits		100%	2	2.00
Early EPSDT Dental Visits		67%	2	1.34
Permanency Contacts		100%	5	5.00
Additional Academic Supports		100%	2	2.00
Active Agency Accreditation		50%	4	2.00
Staff Clinical Licensure		0%	5	0.00
Behavior Management (threshold = 0)		100%	4	4.00
Incentives Total	7.91		24	16.34
Maximum total combined incentive credit allowed is 10 points.			Incentives Awarded	10.00

*Performance calculation descriptions can be found in the FY 2016 RBWO PBP Measurements and Standards Guide.

Child Protective Services Investigations and Dispositions		
The following investigations data, which is not used for scoring but is considered significant to a provider's performance, is from Georgia SHINES and is not considered final or complete until the end of the fiscal year.		
Total Reports:	0	
Number Screened In:	0	
Number Screened Out:	0	
Number Substantiated:	0	
Number Unsubstantiated:	0	
Number Active CPS Investigations:	0	



DHS, DFCS, Office of Provider Management
Performance-Based Placement Measures
RBWO Provider GA+SCORECARD - CCI
Report Quarter: Q1 FY2016



Provider/Program Name: Embracing Arms - (944) - CCI

1673 Hearthstone Court, Jonesboro, GA 30236

Phone: 770 477-2551

Vendor ID# 35323

Quarterly Scores (Grades)

Q1: 98.74 (A+)

Q2: 101.04 (A+)

Q3: 100.78 (A+)

Q4: 91.53 (A-)

Current Quarter Score (Grade)

98.74%

(A+)

Program Census Information:

Children in Care During Quarter: 10

Placements During Quarter: 10

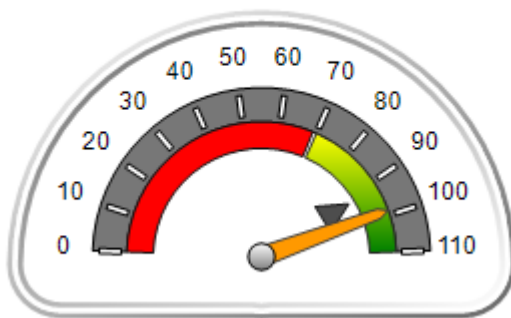
Children in Care On Last Day: 5

Quarterly Provider Comparisons to All CCIs

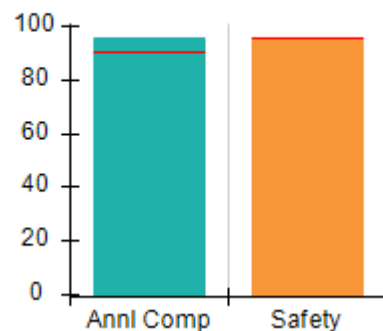
■■■■■■■■ indicates MalTx Threshold

▼ ————— indicates average for all CCIs

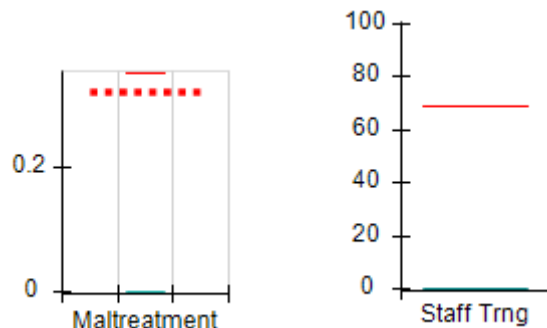
Overall Score (%)



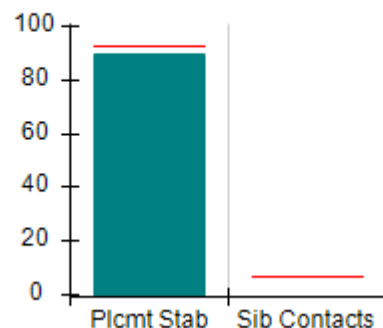
OPM Monitoring Reviews (%)



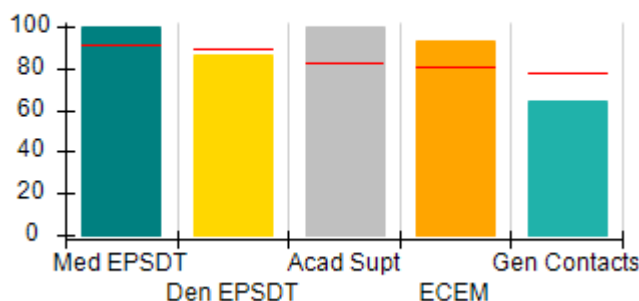
Safety Outcomes (%)



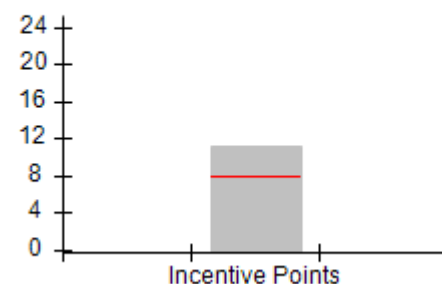
Permanency Outcomes (%)



Well-Being Outcomes (%)



Incentives Earned (Points)





DHS, DFCS, Office of Provider Management
Performance-Based Placement Measures
RBWO Provider GA+SCORECARD - CCI
Report Quarter: Q1 FY2016



Provider/Program Name: Embracing Arms - (944) - CCI				
1673 Hearthstone Court, Jonesboro, GA 30236		Quarterly Scores (Grades)		Current Quarter Score (Grade)
Phone: 770 477-2551		Q1: 98.74 (A+)	Q2: 101.04 (A+)	98.74%
Vendor ID# 35323		Q3: 100.78 (A+)	Q4: 91.53 (A-)	(A+)
Program Census Information:		# Children in Care During Quarter: 10	# Placements During Quarter: 10	# Children in Care On Last Day: 5
	Avg Performance All CCIs (%)	Provider Performance (%)*	Possible Points (Weight)	Provider Points Earned
OPM Monitoring Reviews				
Annual Comprehensive Reviews	90%	96%	25	24.00
Safety Reviews	96%	95%	15	14.31
Monitoring Sub-Total			40	38.31
CCI Safety Outcomes				
Incidence of Maltreatment	0.35%	No Substantiated Reports	10	10.00
Staff Training	69%	0%	4	0.00
Safety Sub-Total			14	10.00
CCI Permanency Outcomes				
Placement Stability	93%	90%	20	18.00
Sibling Contacts	7%	None Planned		
Permanency Sub-Total			20	18.00
CCI Well-Being Outcomes				
EPSDT Medical Visits	91%	100%	4	4.00
EPSDT Dental Visits	89%	86%	4	3.44
Academic Supports	82%	100%	4	4.00
Provider ECEM Visits	80%	93%	7	6.51
Provider General Contacts	77%	64%	7	4.48
Well-Being Sub-Total			26	22.43
*Performance calculation descriptions can be found in the FY 2016 RBWO PBP Measurements and Standards Guide.				

Monitoring & Outcomes: Possible Points = 100		Points Earned = 88.74	
Score Before Incentives Credit			88.74%
Incentives Awarded			10.00 pts
PBP Verification			N/A pts
Total Score			98.74%

Provider/Program Name: Embracing Arms - (944) - CCI



DHS, DFCS, Office of Provider Management
Performance-Based Placement Measures
RBWO Provider GA+SCORECARD - CCI



Report Quarter: Q1 FY2016

Program Census Information:		# Children in Care During Quarter: 10	# Placements During Quarter: 10	# Children in Care On Last Day: 5
CCI Incentive Credits	Avg Performance All CCIs (Points)	Provider Performance (%)*	Possible Points (Weight)	Provider Points Earned
Early EPSDT Medical Visits		100%	2	2.00
Early EPSDT Dental Visits		75%	2	1.50
Permanency Contacts		None Planned	5	
Additional Academic Supports		86%	2	1.72
Active Agency Accreditation		50%	4	2.00
Staff Clinical Licensure		0%	5	0.00
Behavior Management (threshold = 0)		100%	4	4.00
Incentives Total	7.91		24	11.22
Maximum total combined incentive credit allowed is 10 points.			Incentives Awarded	10.00

*Performance calculation descriptions can be found in the FY 2016 RBWO PBP Measurements and Standards Guide.

Child Protective Services Investigations and Dispositions		
The following investigations data, which is not used for scoring but is considered significant to a provider's performance, is from Georgia SHINES and is not considered final or complete until the end of the fiscal year.		
Total Reports:	0	
Number Screened In:	0	
Number Screened Out:	0	
Number Substantiated:	0	
Number Unsubstantiated:	0	
Number Active CPS Investigations:	0	



DHS, DFCS, Office of Provider Management
Performance-Based Placement Measures
RBWO Provider GA+SCORECARD - CCI



Report Quarter: Q1 FY2016

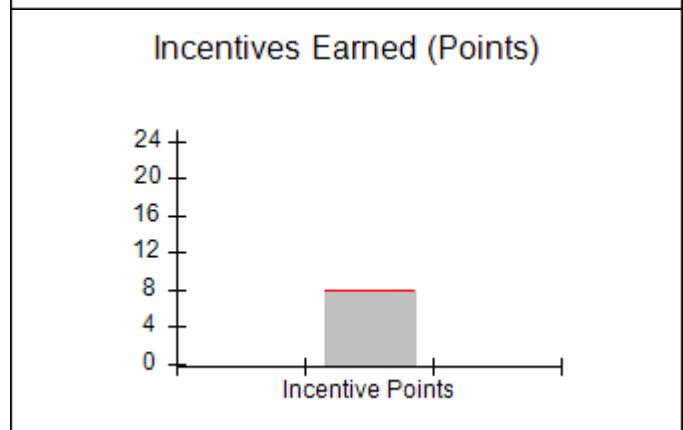
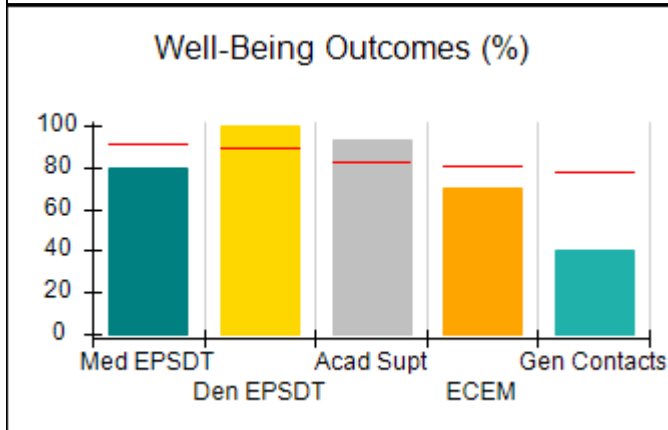
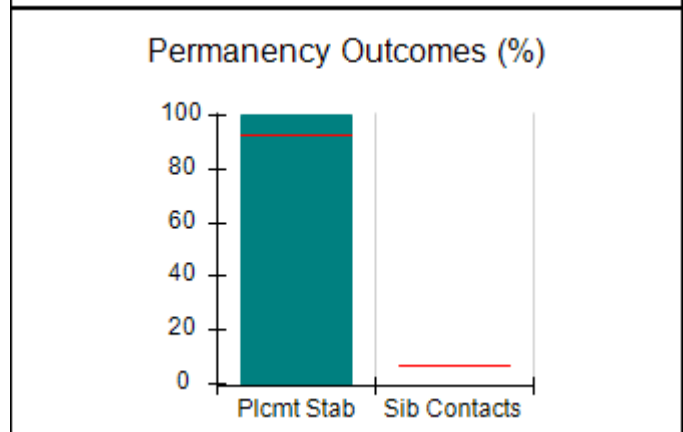
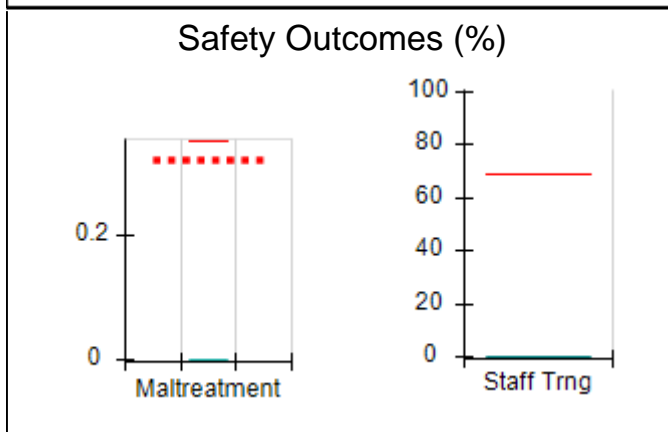
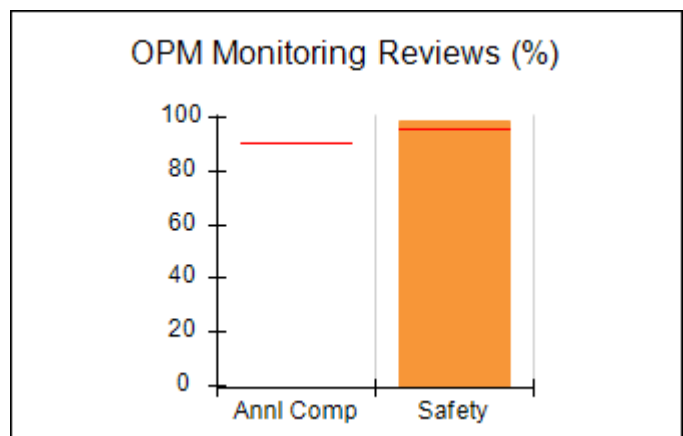
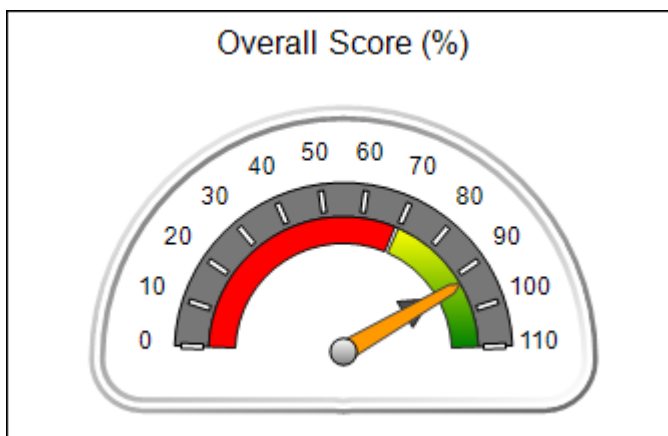
Provider/Program Name: Embracing Arms - Jackson (5194) - CCI

168 Evans Road, Jackson, GA 30233 Phone: 770-389-9886 Vendor ID# 125395	Quarterly Scores (Grades)		Current Quarter Score (Grade)
	Q1: 92.47 (A-)	Q2: 98.07 (A+)	92.47% (A-)
	Q3: 100.30 (A+)	Q4: 96.34 (A)	
Program Census Information:	# Children in Care During Quarter: 8	# Placements During Quarter: 9	# Children in Care On Last Day: 5

Quarterly Provider Comparisons to All CCIs

■■■■■■■■ indicates MalTx Threshold

▼ ————— indicates average for all CCIs





DHS, DFCS, Office of Provider Management
Performance-Based Placement Measures
RBWO Provider GA+SCORECARD - CCI
Report Quarter: Q1 FY2016



Provider/Program Name: Embracing Arms - Jackson (5194) - CCI

168 Evans Road, Jackson, GA 30233		Quarterly Scores (Grades)		Current Quarter Score (Grade)
Phone: 770-389-9886		Q1: 92.47 (A-)	Q2: 98.07 (A+)	92.47% (A-)
Vendor ID# 125395		Q3: 100.30 (A+)	Q4: 96.34 (A)	
Program Census Information:		# Children in Care During Quarter: 8	# Placements During Quarter: 9	# Children in Care On Last Day: 5
	Avg Performance All CCIs (%)	Provider Performance (%)*	Possible Points (Weight)	Provider Points Earned
OPM Monitoring Reviews				
Annual Comprehensive Reviews	90%	Not Yet Conducted		
Safety Reviews	96%	99%	15	14.85
Monitoring Sub-Total			15	14.85
CCI Safety Outcomes				
Incidence of Maltreatment	0.35%	No Substantiated Reports	10	10.00
Staff Training	69%	0%	4	0.00
Safety Sub-Total			14	10.00
CCI Permanency Outcomes				
Placement Stability	93%	100%	20	20.00
Sibling Contacts	7%	None Planned		
Permanency Sub-Total			20	20.00
CCI Well-Being Outcomes				
EPSDT Medical Visits	91%	80%	4	3.20
EPSDT Dental Visits	89%	100%	4	4.00
Academic Supports	82%	93%	4	3.72
Provider ECEM Visits	80%	70%	7	4.90
Provider General Contacts	77%	40%	7	2.80
Well-Being Sub-Total			26	18.62
*Performance calculation descriptions can be found in the FY 2016 RBWO PBP Measurements and Standards Guide.				

Monitoring & Outcomes: Possible Points = 75	Points Earned = 63.47
Score Before Incentives Credit	84.63%
Incentives Awarded	7.84 pts
PBP Verification	N/A pts
Total Score	92.47%

Provider/Program Name: Embracing Arms - Jackson (5194) - CCI



DHS, DFCS, Office of Provider Management
Performance-Based Placement Measures
RBWO Provider GA+SCORECARD - CCI



Report Quarter: Q1 FY2016

Program Census Information:		# Children in Care During Quarter: 8	# Placements During Quarter: 9	# Children in Care On Last Day: 5
CCI Incentive Credits	Avg Performance All CCIs (Points)	Provider Performance (%)*	Possible Points (Weight)	Provider Points Earned
Early EPSDT Medical Visits		0%	2	0.00
Early EPSDT Dental Visits		Not Eligible	2	
Permanency Contacts		None Planned	5	
Additional Academic Supports		92%	2	1.84
Active Agency Accreditation		50%	4	2.00
Staff Clinical Licensure		0%	5	0.00
Behavior Management (threshold = 0)		100%	4	4.00
Incentives Total	7.91		24	7.84
Maximum total combined incentive credit allowed is 10 points.			Incentives Awarded	7.84

*Performance calculation descriptions can be found in the FY 2016 RBWO PBP Measurements and Standards Guide.

Child Protective Services Investigations and Dispositions		
The following investigations data, which is not used for scoring but is considered significant to a provider's performance, is from Georgia SHINES and is not considered final or complete until the end of the fiscal year.		
Total Reports:	0	
Number Screened In:	0	
Number Screened Out:	0	
Number Substantiated:	0	
Number Unsubstantiated:	0	
Number Active CPS Investigations:	0	



DHS, DFCS, Office of Provider Management
Performance-Based Placement Measures
RBWO Provider GA+SCORECARD - CCI



Report Quarter: Q1 FY2016

Provider/Program Name: Families First - Cherokee Boys Group Home (637) - CCI

809 Cherokee Ave., SE, Atlanta, GA 30315

Phone: 404-853-2822

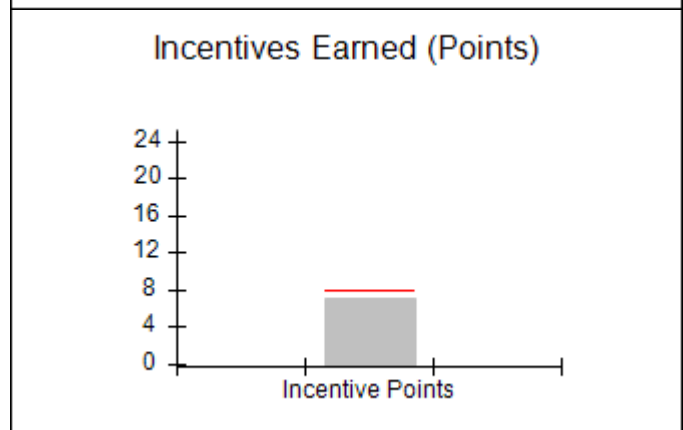
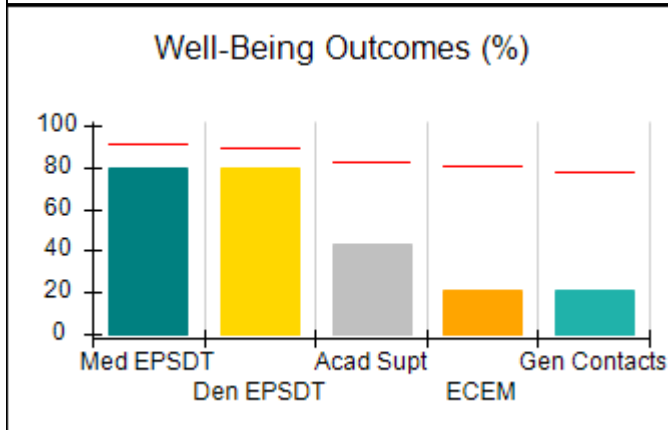
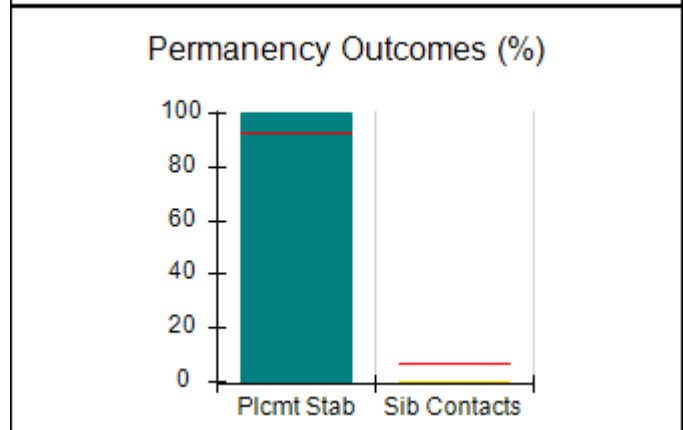
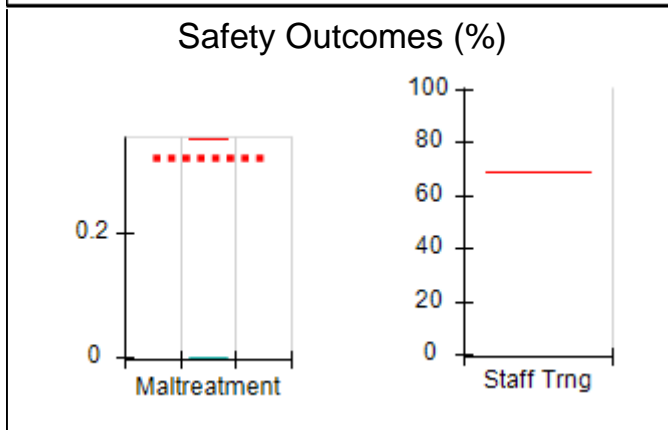
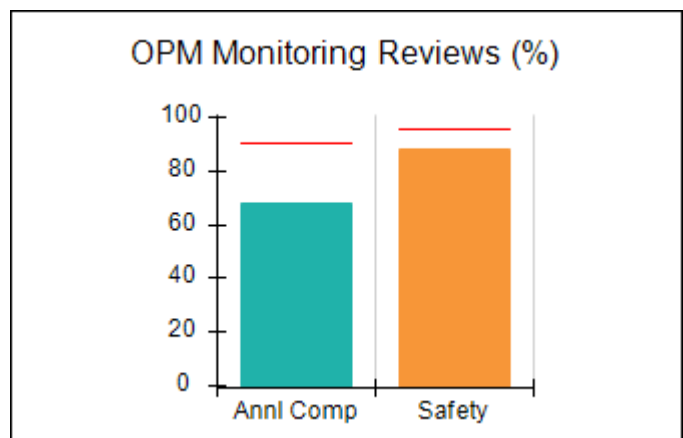
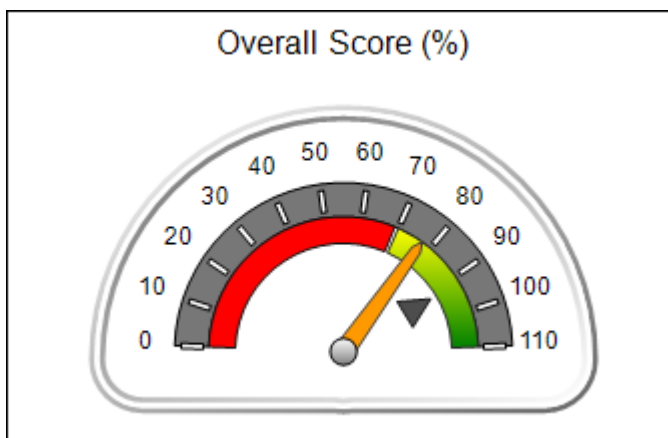
Vendor ID# 35333

809 Cherokee Ave., SE, Atlanta, GA 30315 Phone: 404-853-2822 Vendor ID# 35333	Quarterly Scores (Grades)		Current Quarter Score (Grade)
	Q1: 77.26 (C+)	Q2: 76.32 (C)	77.26% (C+)
	Q3: 82.32 (B-)	Q4: 76.91 (C)	
Program Census Information:	# Children in Care During Quarter: 6	# Placements During Quarter: 6	# Children in Care On Last Day: 5

Quarterly Provider Comparisons to All CCIs

■■■■■■■■ indicates MalTx Threshold

▼ ————— indicates average for all CCIs





DHS, DFCS, Office of Provider Management
Performance-Based Placement Measures
RBWO Provider GA+SCORECARD - CCI
Report Quarter: Q1 FY2016



Provider/Program Name: Families First - Cherokee Boys Group Home (637) - CCI				
809 Cherokee Ave., SE, Atlanta, GA 30315		Quarterly Scores (Grades)		Current Quarter Score (Grade)
Phone: 404-853-2822		Q1: 77.26 (C+)	Q2: 76.32 (C)	77.26%
Vendor ID# 35333		Q3: 82.32 (B-)	Q4: 76.91 (C)	(C+)
Program Census Information:		# Children in Care During Quarter: 6	# Placements During Quarter: 6	# Children in Care On Last Day: 5
	Avg Performance All CCIs (%)	Provider Performance (%)*	Possible Points (Weight)	Provider Points Earned
OPM Monitoring Reviews				
Annual Comprehensive Reviews	90%	68%	25	17.00
Safety Reviews	96%	88%	15	13.20
Monitoring Sub-Total			40	30.20
CCI Safety Outcomes				
Incidence of Maltreatment	0.35%	No Substantiated Reports	14	14.00
Staff Training	69%	Not Eligible		
Safety Sub-Total			14	14.00
CCI Permanency Outcomes				
Placement Stability	93%	100%	15	15.00
Sibling Contacts	7%	0%	5	0.00
Permanency Sub-Total			20	15.00
CCI Well-Being Outcomes				
EPSDT Medical Visits	91%	80%	4	3.20
EPSDT Dental Visits	89%	80%	4	3.20
Academic Supports	82%	43%	4	1.72
Provider ECEM Visits	80%	21%	7	1.47
Provider General Contacts	77%	21%	7	1.47
Well-Being Sub-Total			26	11.06
*Performance calculation descriptions can be found in the FY 2016 RBWO PBP Measurements and Standards Guide.				

Monitoring & Outcomes: Possible Points = 100		Points Earned = 70.26	
Score Before Incentives Credit		70.26%	
Incentives Awarded		7.00 pts	
PBP Verification		N/A pts	
Total Score		77.26%	

Provider/Program Name: Families First - Cherokee Boys Group Home (637) - CCI



DHS, DFCS, Office of Provider Management
Performance-Based Placement Measures
RBWO Provider GA+SCORECARD - CCI



Report Quarter: Q1 FY2016

Program Census Information:		# Children in Care During Quarter: 6	# Placements During Quarter: 6	# Children in Care On Last Day: 5
CCI Incentive Credits	Avg Performance All CCIs (Points)	Provider Performance (%)*	Possible Points (Weight)	Provider Points Earned
Early EPSDT Medical Visits		50%	2	1.00
Early EPSDT Dental Visits		0%	2	0.00
Permanency Contacts		0%	5	0.00
Additional Academic Supports		0%	2	0.00
Active Agency Accreditation		50%	4	2.00
Staff Clinical Licensure		0%	5	0.00
Behavior Management (threshold = 0)		100%	4	4.00
Incentives Total	7.91		24	7.00
Maximum total combined incentive credit allowed is 10 points.			Incentives Awarded	7.00

*Performance calculation descriptions can be found in the FY 2016 RBWO PBP Measurements and Standards Guide.

Child Protective Services Investigations and Dispositions

The following investigations data, which is not used for scoring but is considered significant to a provider's performance, is from Georgia SHINES and is not considered final or complete until the end of the fiscal year.

Total Reports:	0
Number Screened In:	0
Number Screened Out:	0
Number Substantiated:	0
Number Unsubstantiated:	0
Number Active CPS Investigations:	0



DHS, DFCS, Office of Provider Management
Performance-Based Placement Measures
RBWO Provider GA+SCORECARD - CCI



Report Quarter: Q1 FY2016

Provider/Program Name: Families First - Gwindale Girls Group Home (640) - CCI

2176 Ridgedale Dr., Grayson, GA 30017

Phone: 770-979-4969

Vendor ID# 35336

Quarterly Scores (Grades)

Current Quarter Score (Grade)

Q1: 96.93 (A)

Q2: 94.93 (A)

96.93%

Q3: 91.84 (A-)

Q4: 81.57 (B-)

(A)

Program Census Information:

Children in Care During
Quarter: 4

Placements During
Quarter: 4

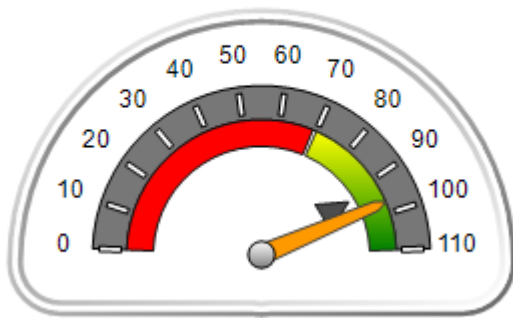
Children in Care On Last
Day: 4

Quarterly Provider Comparisons to All CCIs

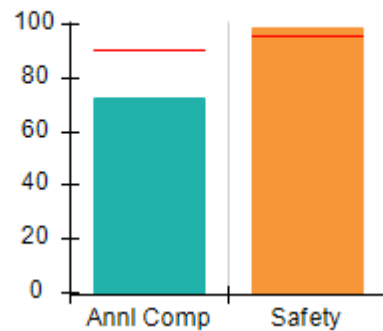
■■■■■■■■ indicates MalTx Threshold

▼ ————— indicates average for all CCIs

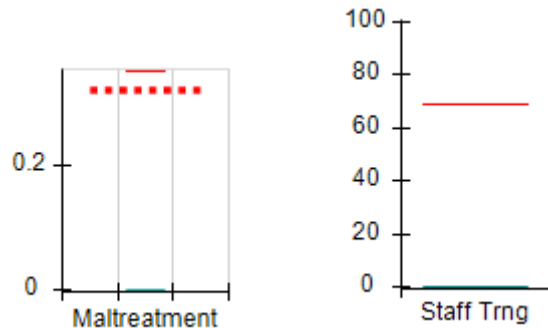
Overall Score (%)



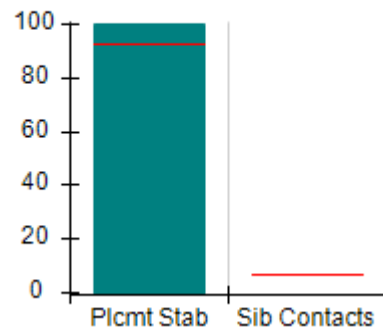
OPM Monitoring Reviews (%)



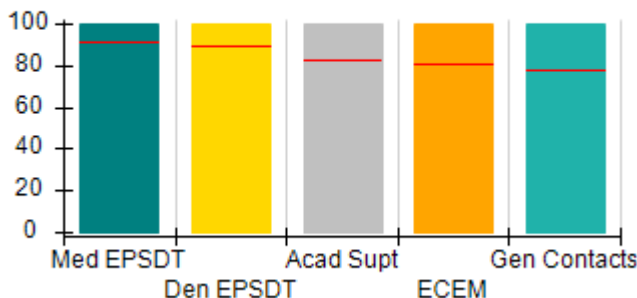
Safety Outcomes (%)



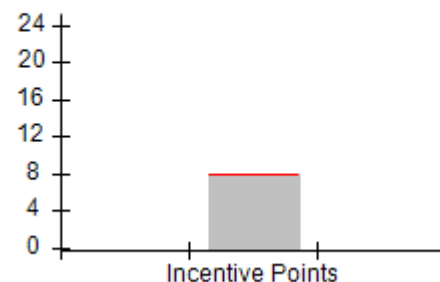
Permanency Outcomes (%)



Well-Being Outcomes (%)



Incentives Earned (Points)





DHS, DFCS, Office of Provider Management
Performance-Based Placement Measures
RBWO Provider GA+SCORECARD - CCI
Report Quarter: Q1 FY2016



Provider/Program Name: Families First - Gwindale Girls Group Home (640) - CCI				
2176 Ridgedale Dr., Grayson, GA 30017		Quarterly Scores (Grades)		Current Quarter Score (Grade)
Phone: 770-979-4969		Q1: 96.93 (A)	Q2: 94.93 (A)	96.93% (A)
Vendor ID# 35336		Q3: 91.84 (A-)	Q4: 81.57 (B-)	
Program Census Information:		# Children in Care During Quarter: 4	# Placements During Quarter: 4	# Children in Care On Last Day: 4
	Avg Performance All CCIs (%)	Provider Performance (%)*	Possible Points (Weight)	Provider Points Earned
OPM Monitoring Reviews				
Annual Comprehensive Reviews	90%	72%	25	18.08
Safety Reviews	96%	99%	15	14.85
Monitoring Sub-Total			40	32.93
CCI Safety Outcomes				
Incidence of Maltreatment	0.35%	No Substantiated Reports	10	10.00
Staff Training	69%	0%	4	0.00
Safety Sub-Total			14	10.00
CCI Permanency Outcomes				
Placement Stability	93%	100%	20	20.00
Sibling Contacts	7%	None Planned		
Permanency Sub-Total			20	20.00
CCI Well-Being Outcomes				
EPSDT Medical Visits	91%	100%	4	4.00
EPSDT Dental Visits	89%	100%	4	4.00
Academic Supports	82%	100%	4	4.00
Provider ECEM Visits	80%	100%	7	7.00
Provider General Contacts	77%	100%	7	7.00
Well-Being Sub-Total			26	26.00
*Performance calculation descriptions can be found in the FY 2016 RBWO PBP Measurements and Standards Guide.				

Monitoring & Outcomes: Possible Points = 100	Points Earned = 88.93
Score Before Incentives Credit	88.93%
Incentives Awarded	8.00 pts
PBP Verification	N/A pts
Total Score	96.93%

Provider/Program Name: Families First - Gwindale Girls Group Home (640) - CCI
--



DHS, DFCS, Office of Provider Management
Performance-Based Placement Measures
RBWO Provider GA+SCORECARD - CCI



Report Quarter: Q1 FY2016

Program Census Information:		# Children in Care During Quarter: 4	# Placements During Quarter: 4	# Children in Care On Last Day: 4
CCI Incentive Credits	Avg Performance All CCIs (Points)	Provider Performance (%)*	Possible Points (Weight)	Provider Points Earned
Early EPSDT Medical Visits		Not Eligible	2	
Early EPSDT Dental Visits		100%	2	2.00
Permanency Contacts		None Planned	5	
Additional Academic Supports		0%	2	0.00
Active Agency Accreditation		50%	4	2.00
Staff Clinical Licensure		0%	5	0.00
Behavior Management (threshold = 0)		100%	4	4.00
Incentives Total	7.91		24	8.00
Maximum total combined incentive credit allowed is 10 points.			Incentives Awarded	8.00

*Performance calculation descriptions can be found in the FY 2016 RBWO PBP Measurements and Standards Guide.

Child Protective Services Investigations and Dispositions		
The following investigations data, which is not used for scoring but is considered significant to a provider's performance, is from Georgia SHINES and is not considered final or complete until the end of the fiscal year.		
Total Reports:	0	
Number Screened In:	0	
Number Screened Out:	0	
Number Substantiated:	0	
Number Unsubstantiated:	0	
Number Active CPS Investigations:	0	



DHS, DFCS, Office of Provider Management
Performance-Based Placement Measures
RBWO Provider GA+SCORECARD - CCI



Report Quarter: Q1 FY2016

Provider/Program Name: Families First - Second Chance Home (642) - CCI

2625 Jerome Rd., College Park, GA 30349

Phone: 404-254-4182

Vendor ID# 35339

Quarterly Scores (Grades)

Q1: 81.04 (B-)

Q2: 84.71 (B)

Q3: 91.43 (A-)

Q4: 78.69 (C+)

Current Quarter Score (Grade)

81.04%

(B-)

Program Census Information:

Children in Care During Quarter: 5

Placements During Quarter: 5

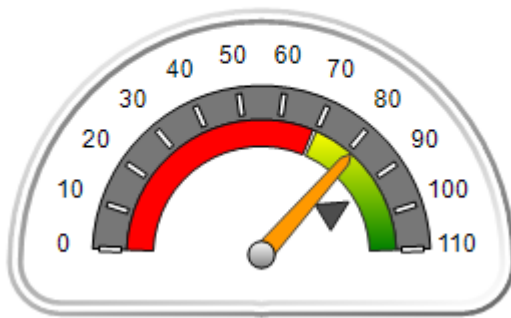
Children in Care On Last Day: 2

Quarterly Provider Comparisons to All CCIs

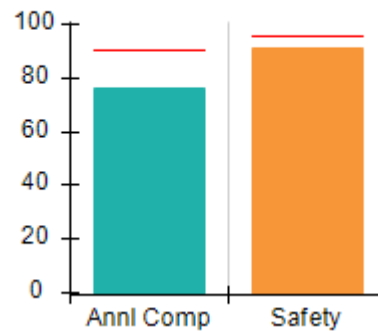
■■■■■■■■ indicates MalTx Threshold

▼ indicates average for all CCIs

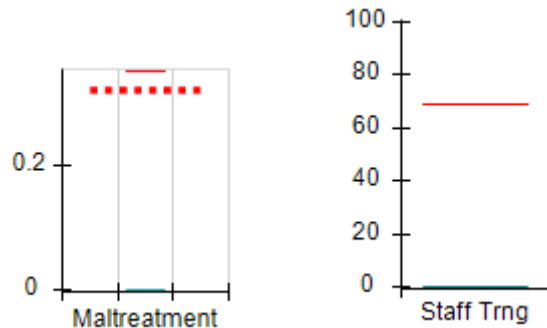
Overall Score (%)



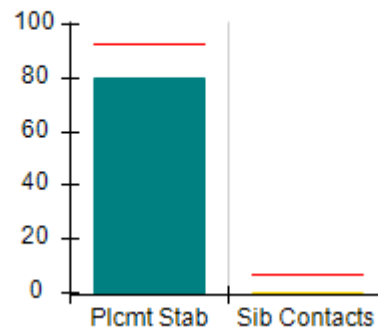
OPM Monitoring Reviews (%)



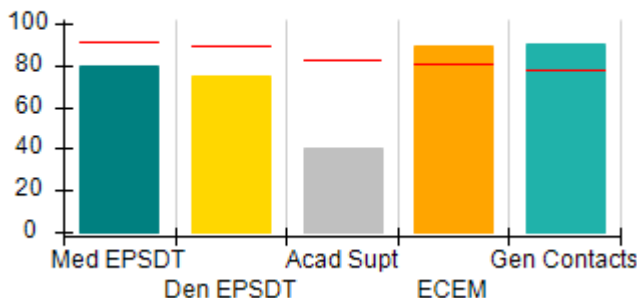
Safety Outcomes (%)



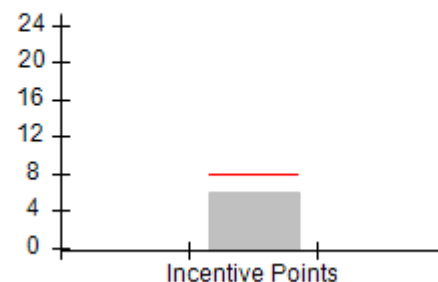
Permanency Outcomes (%)



Well-Being Outcomes (%)



Incentives Earned (Points)





DHS, DFCS, Office of Provider Management
Performance-Based Placement Measures
RBWO Provider GA+SCORECARD - CCI
Report Quarter: Q1 FY2016



Provider/Program Name: Families First - Second Chance Home (642) - CCI

2625 Jerome Rd., College Park, GA 30349		Quarterly Scores (Grades)		Current Quarter Score (Grade)
Phone: 404-254-4182		Q1: 81.04 (B-)	Q2: 84.71 (B)	81.04% (B-)
Vendor ID# 35339		Q3: 91.43 (A-)	Q4: 78.69 (C+)	
Program Census Information:		# Children in Care During Quarter: 5	# Placements During Quarter: 5	# Children in Care On Last Day: 2
	Avg Performance All CCIs (%)	Provider Performance (%)*	Possible Points (Weight)	Provider Points Earned
OPM Monitoring Reviews				
Annual Comprehensive Reviews	90%	76%	25	19.00
Safety Reviews	96%	91%	15	13.71
Monitoring Sub-Total			40	32.71
CCI Safety Outcomes				
Incidence of Maltreatment	0.35%	No Substantiated Reports	10	10.00
Staff Training	69%	0%	4	0.00
Safety Sub-Total			14	10.00
CCI Permanency Outcomes				
Placement Stability	93%	80%	15	12.00
Sibling Contacts	7%	0%	5	0.00
Permanency Sub-Total			20	12.00
CCI Well-Being Outcomes				
EPSDT Medical Visits	91%	80%	4	3.20
EPSDT Dental Visits	89%	75%	4	3.00
Academic Supports	82%	40%	4	1.60
Provider ECEM Visits	80%	89%	7	6.23
Provider General Contacts	77%	90%	7	6.30
Well-Being Sub-Total			26	20.33
*Performance calculation descriptions can be found in the FY 2016 RBWO PBP Measurements and Standards Guide.				

Monitoring & Outcomes: Possible Points = 100	Points Earned = 75.04
Score Before Incentives Credit	75.04%
Incentives Awarded	6.00 pts
PBP Verification	N/A pts
Total Score	81.04%

Provider/Program Name: Families First - Second Chance Home (642) - CCI



DHS, DFCS, Office of Provider Management
Performance-Based Placement Measures
RBWO Provider GA+SCORECARD - CCI



Report Quarter: Q1 FY2016

Program Census Information:		# Children in Care During Quarter: 5	# Placements During Quarter: 5	# Children in Care On Last Day: 2
CCI Incentive Credits	Avg Performance All CCIs (Points)	Provider Performance (%)*	Possible Points (Weight)	Provider Points Earned
Early EPSDT Medical Visits		0%	2	0.00
Early EPSDT Dental Visits		0%	2	0.00
Permanency Contacts		0%	5	0.00
Additional Academic Supports		0%	2	0.00
Active Agency Accreditation		50%	4	2.00
Staff Clinical Licensure		0%	5	0.00
Behavior Management (threshold = 0)		100%	4	4.00
Incentives Total	7.91		24	6.00
Maximum total combined incentive credit allowed is 10 points.			Incentives Awarded	6.00

*Performance calculation descriptions can be found in the FY 2016 RBWO PBP Measurements and Standards Guide.

Child Protective Services Investigations and Dispositions		
The following investigations data, which is not used for scoring but is considered significant to a provider's performance, is from Georgia SHINES and is not considered final or complete until the end of the fiscal year.		
Total Reports:	0	
Number Screened In:	0	
Number Screened Out:	0	
Number Substantiated:	0	
Number Unsubstantiated:	0	
Number Active CPS Investigations:	0	



DHS, DFCS, Office of Provider Management
Performance-Based Placement Measures
RBWO Provider GA+SCORECARD - CCI



Report Quarter: Q1 FY2016

Provider/Program Name: Family Choices - (5153) - CCI

6345 Queens Road, Douglasville, GA 30135

Phone: 404-474-2064

Vendor ID# 54024

Quarterly Scores (Grades)

Q1: 101.19 (A+)

Q2: 104.03 (A+)

Q3: 93.80 (A-)

Q4: 94.02 (A)

Current Quarter Score (Grade)

101.19%

(A+)

Program Census Information:

Children in Care During
Quarter: 10

Placements During
Quarter: 10

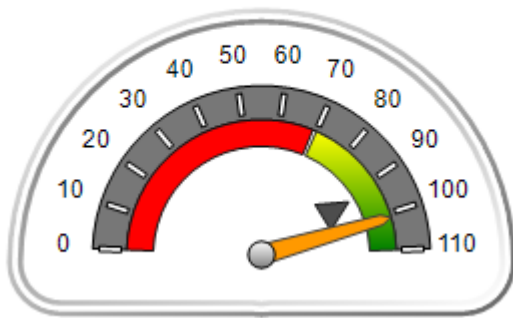
Children in Care On Last
Day: 6

Quarterly Provider Comparisons to All CCIs

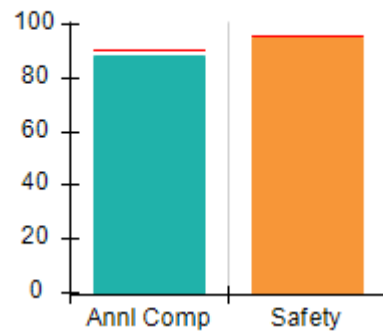
■■■■■■■■ indicates MalTx Threshold

▼ ————— indicates average for all CCIs

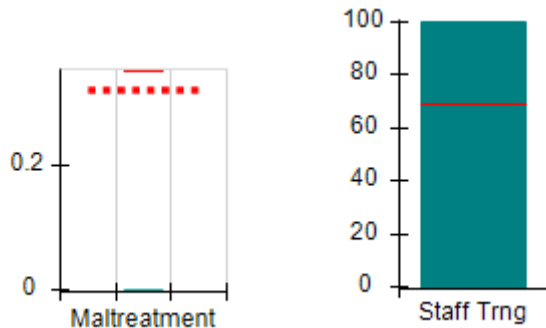
Overall Score (%)



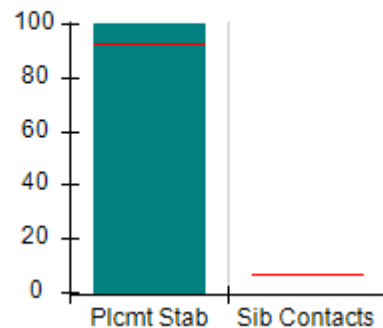
OPM Monitoring Reviews (%)



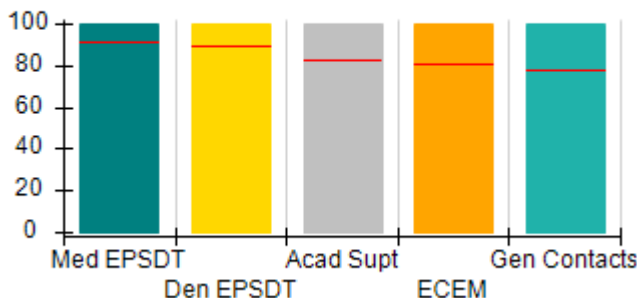
Safety Outcomes (%)



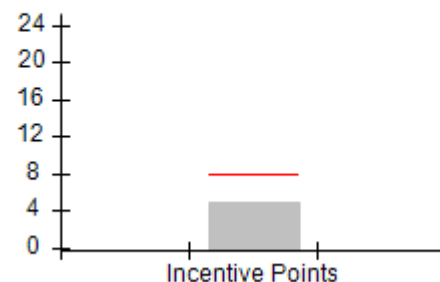
Permanency Outcomes (%)



Well-Being Outcomes (%)



Incentives Earned (Points)





DHS, DFCS, Office of Provider Management
Performance-Based Placement Measures
RBWO Provider GA+SCORECARD - CCI



Report Quarter: Q1 FY2016

Provider/Program Name: Family Choices - (5153) - CCI

6345 Queens Road, Douglasville, GA 30135 Phone: 404-474-2064 Vendor ID# 54024	Quarterly Scores (Grades)		Current Quarter Score (Grade)
	Q1: 101.19 (A+)	Q2: 104.03 (A+)	101.19%
	Q3: 93.80 (A-)	Q4: 94.02 (A)	(A+)

Program Census Information:	# Children in Care During Quarter: 10	# Placements During Quarter: 10	# Children in Care On Last Day: 6
-----------------------------	---------------------------------------	---------------------------------	-----------------------------------

	Avg Performance All CCIs (%)	Provider Performance (%)*	Possible Points (Weight)	Provider Points Earned
--	-------------------------------------	----------------------------------	---------------------------------	-------------------------------

OPM Monitoring Reviews

Annual Comprehensive Reviews	90%	88%	25	22.00
Safety Reviews	96%	95%	15	14.25
Monitoring Sub-Total			40	36.25

CCI Safety Outcomes

Incidence of Maltreatment	0.35%	No Substantiated Reports	10	10.00
Staff Training	69%	100%	4	4.00
Safety Sub-Total			14	14.00

CCI Permanency Outcomes

Placement Stability	93%	100%	20	20.00
Sibling Contacts	7%	None Planned		
Permanency Sub-Total			20	20.00

CCI Well-Being Outcomes

EPSDT Medical Visits	91%	100%	4	4.00
EPSDT Dental Visits	89%	100%	4	4.00
Academic Supports	82%	100%	4	4.00
Provider ECEM Visits	80%	100%	7	7.00
Provider General Contacts	77%	100%	7	7.00
Well-Being Sub-Total			26	26.00

*Performance calculation descriptions can be found in the FY 2016 RBWO PBP Measurements and Standards Guide.

Monitoring & Outcomes: Possible Points = 100		Points Earned = 96.25	
Score Before Incentives Credit		96.25%	
Incentives Awarded		4.94 pts	
PBP Verification		N/A pts	
Total Score		101.19%	

Provider/Program Name: Family Choices - (5153) - CCI



DHS, DFCS, Office of Provider Management
Performance-Based Placement Measures
RBWO Provider GA+SCORECARD - CCI



Report Quarter: Q1 FY2016

Program Census Information:		# Children in Care During Quarter: 10	# Placements During Quarter: 10	# Children in Care On Last Day: 6
CCI Incentive Credits	Avg Performance All CCIs (Points)	Provider Performance (%)*	Possible Points (Weight)	Provider Points Earned
Early EPSDT Medical Visits		100%	2	2.00
Early EPSDT Dental Visits		100%	2	2.00
Permanency Contacts		None Planned	5	
Additional Academic Supports		47%	2	0.94
Active Agency Accreditation		0%	4	0.00
Staff Clinical Licensure		0%	5	0.00
Behavior Management (threshold = 0)		0%	4	0.00
Incentives Total	7.91		24	4.94
Maximum total combined incentive credit allowed is 10 points.			Incentives Awarded	4.94

*Performance calculation descriptions can be found in the FY 2016 RBWO PBP Measurements and Standards Guide.

Child Protective Services Investigations and Dispositions		
The following investigations data, which is not used for scoring but is considered significant to a provider's performance, is from Georgia SHINES and is not considered final or complete until the end of the fiscal year.		
Total Reports:	0	
Number Screened In:	0	
Number Screened Out:	0	
Number Substantiated:	0	
Number Unsubstantiated:	0	
Number Active CPS Investigations:	0	



DHS, DFCS, Office of Provider Management
Performance-Based Placement Measures
RBWO Provider GA+SCORECARD - CCI



Report Quarter: Q1 FY2016

Provider/Program Name: Family Crisis Center of Walker, Dade, Catoosa, Chattooga Counties - The Cottage (645) - CCI

467 Long Hollow Rd., Rock Spring, GA 30739

Phone: 706-375-9060

Vendor ID# 35341

Quarterly Scores (Grades)

Current Quarter Score (Grade)

Q1: 98.74 (A+)

Q2: 98.39 (A+)

98.74%

Q3: 105.11 (A+)

Q4: 93.41 (A-)

(A+)

Program Census Information:

Children in Care During Quarter: 23

Placements During Quarter: 23

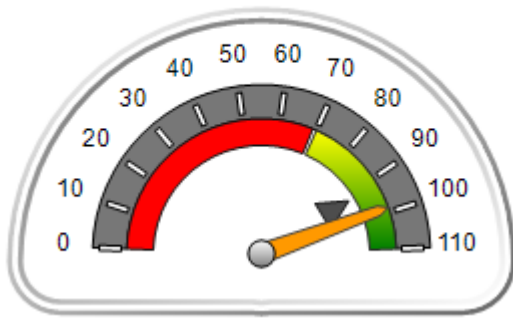
Children in Care On Last Day: 14

Quarterly Provider Comparisons to All CCIs

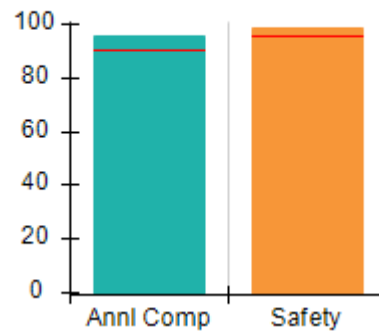
■■■■■■■■ indicates MalTx Threshold

▼ ————— indicates average for all CCIs

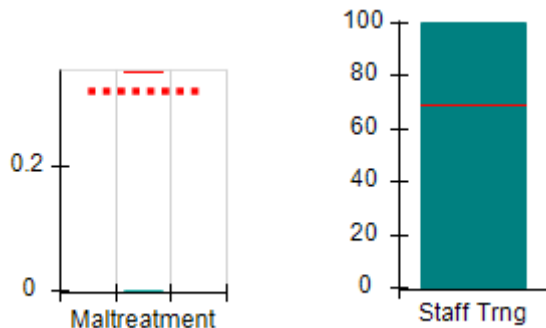
Overall Score (%)



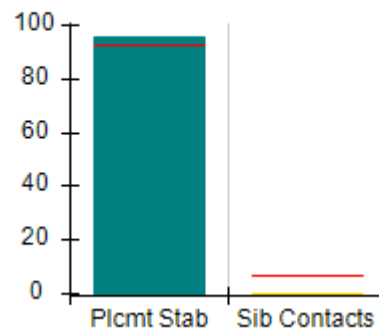
OPM Monitoring Reviews (%)



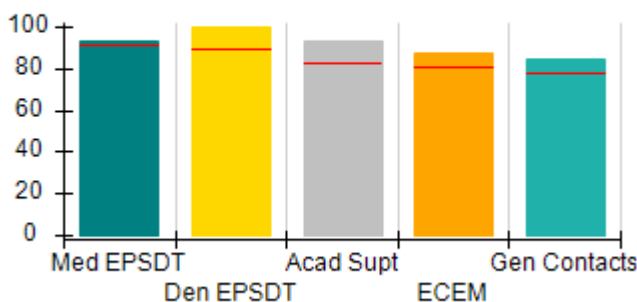
Safety Outcomes (%)



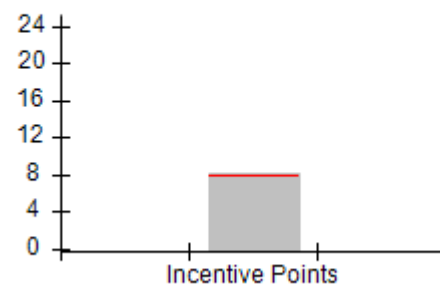
Permanency Outcomes (%)



Well-Being Outcomes (%)



Incentives Earned (Points)





DHS, DFCS, Office of Provider Management
Performance-Based Placement Measures
RBWO Provider GA+SCORECARD - CCI



Report Quarter: Q1 FY2016

Provider/Program Name: Family Crisis Center of Walker, Dade, Catoosa, Chattooga Counties - The Cottage (645) - CCI				
467 Long Hollow Rd., Rock Spring, GA 30739		Quarterly Scores (Grades)		Current Quarter Score (Grade)
Phone: 706-375-9060		Q1: 98.74 (A+)	Q2: 98.39 (A+)	98.74%
Vendor ID# 35341		Q3: 105.11 (A+)	Q4: 93.41 (A-)	(A+)
Program Census Information:		# Children in Care During Quarter: 23	# Placements During Quarter: 23	# Children in Care On Last Day: 14
	Avg Performance All CCIs (%)	Provider Performance (%)*	Possible Points (Weight)	Provider Points Earned
OPM Monitoring Reviews				
Annual Comprehensive Reviews	90%	96%	25	23.92
Safety Reviews	96%	99%	15	14.85
Monitoring Sub-Total			40	38.77
CCI Safety Outcomes				
Incidence of Maltreatment	0.35%	No Substantiated Reports	10	10.00
Staff Training	69%	100%	4	4.00
Safety Sub-Total			14	14.00
CCI Permanency Outcomes				
Placement Stability	93%	96%	15	14.40
Sibling Contacts	7%	0%	5	0.00
Permanency Sub-Total			20	14.40
CCI Well-Being Outcomes				
EPSDT Medical Visits	91%	93%	4	3.72
EPSDT Dental Visits	89%	100%	4	4.00
Academic Supports	82%	93%	4	3.72
Provider ECEM Visits	80%	87%	7	6.09
Provider General Contacts	77%	84%	7	5.88
Well-Being Sub-Total			26	23.41
*Performance calculation descriptions can be found in the FY 2016 RBWO PBP Measurements and Standards Guide.				

Monitoring & Outcomes: Possible Points = 100		Points Earned = 90.58	
Score Before Incentives Credit			90.58%
Incentives Awarded			8.16 pts
PBP Verification			N/A pts
Total Score			98.74%

Provider/Program Name: Family Crisis Center of Walker, Dade, Catoosa, Chattooga Counties - The Cottage (645) - CCI



DHS, DFCS, Office of Provider Management
Performance-Based Placement Measures
RBWO Provider GA+SCORECARD - CCI



Report Quarter: Q1 FY2016

Program Census Information:		# Children in Care During Quarter: 23	# Placements During Quarter: 23	# Children in Care On Last Day: 14
CCI Incentive Credits	Avg Performance All CCIs (Points)	Provider Performance (%)*	Possible Points (Weight)	Provider Points Earned
Early EPSDT Medical Visits		67%	2	1.34
Early EPSDT Dental Visits		100%	2	2.00
Permanency Contacts		12%	5	0.60
Additional Academic Supports		11%	2	0.22
Active Agency Accreditation		0%	4	0.00
Staff Clinical Licensure		0%	5	0.00
Behavior Management (threshold = 0)		100%	4	4.00
Incentives Total	7.91		24	8.16
Maximum total combined incentive credit allowed is 10 points.			Incentives Awarded	8.16
*Performance calculation descriptions can be found in the FY 2016 RBWO PBP Measurements and Standards Guide.				

Child Protective Services Investigations and Dispositions		
The following investigations data, which is not used for scoring but is considered significant to a provider's performance, is from Georgia SHINES and is not considered final or complete until the end of the fiscal year.		
Total Reports:	0	
Number Screened In:	0	
Number Screened Out:	0	
Number Substantiated:	0	
Number Unsubstantiated:	0	
Number Active CPS Investigations:	0	



DHS, DFCS, Office of Provider Management
Performance-Based Placement Measures
RBWO Provider GA+SCORECARD - CCI



Report Quarter: Q1 FY2016

Provider/Program Name: Family Support Council - Oak Haven Second Chance Home (646) - CCI

216 Fort Hill Terr., Dalton, GA 30720

Phone: 706-259-4550

Vendor ID# 35343

Quarterly Scores (Grades)

Current Quarter Score (Grade)

Q1: 96.67 (A)

Q2: 90.37 (A-)

96.67%

Q3: 84.00 (B-)

Q4: 87.57 (B+)

(A)

Program Census Information:

Children in Care During
Quarter: 7

Placements During
Quarter: 7

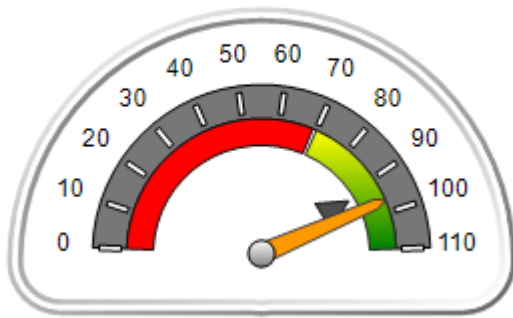
Children in Care On Last
Day: 6

Quarterly Provider Comparisons to All CCIs

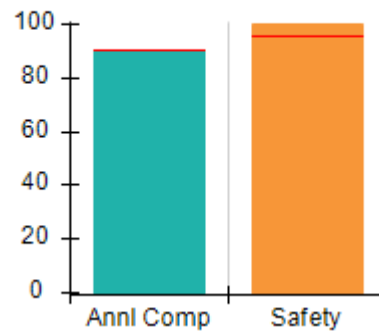
■■■■■■■■ indicates MalTx Threshold

▼ ————— indicates average for all CCIs

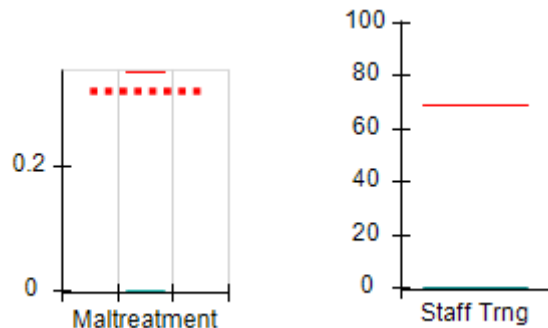
Overall Score (%)



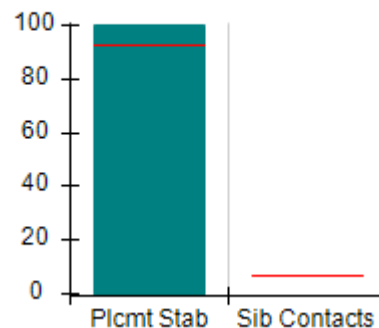
OPM Monitoring Reviews (%)



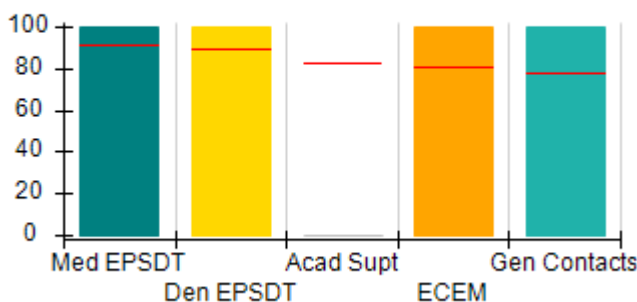
Safety Outcomes (%)



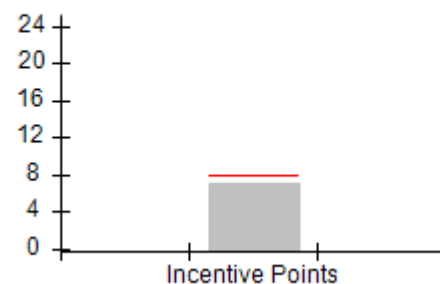
Permanency Outcomes (%)



Well-Being Outcomes (%)



Incentives Earned (Points)





DHS, DFCS, Office of Provider Management
Performance-Based Placement Measures
RBWO Provider GA+SCORECARD - CCI



Report Quarter: Q1 FY2016

Provider/Program Name: Family Support Council - Oak Haven Second Chance Home (646) - CCI				
216 Fort Hill Terr., Dalton, GA 30720		Quarterly Scores (Grades)		Current Quarter Score (Grade)
Phone: 706-259-4550		Q1: 96.67 (A)	Q2: 90.37 (A-)	96.67%
Vendor ID# 35343		Q3: 84.00 (B-)	Q4: 87.57 (B+)	(A)
Program Census Information:		# Children in Care During Quarter: 7	# Placements During Quarter: 7	# Children in Care On Last Day: 6
	Avg Performance All CCIs (%)	Provider Performance (%)*	Possible Points (Weight)	Provider Points Earned
OPM Monitoring Reviews				
Annual Comprehensive Reviews	90%	91%	25	22.67
Safety Reviews	96%	100%	15	15.00
Monitoring Sub-Total			40	37.67
CCI Safety Outcomes				
Incidence of Maltreatment	0.35%	No Substantiated Reports	10	10.00
Staff Training	69%	0%	4	0.00
Safety Sub-Total			14	10.00
CCI Permanency Outcomes				
Placement Stability	93%	100%	20	20.00
Sibling Contacts	7%	None Planned		
Permanency Sub-Total			20	20.00
CCI Well-Being Outcomes				
EPSDT Medical Visits	91%	100%	4	4.00
EPSDT Dental Visits	89%	100%	4	4.00
Academic Supports	82%	0%	4	0.00
Provider ECEM Visits	80%	100%	7	7.00
Provider General Contacts	77%	100%	7	7.00
Well-Being Sub-Total			26	22.00
*Performance calculation descriptions can be found in the FY 2016 RBWO PBP Measurements and Standards Guide.				

Monitoring & Outcomes: Possible Points = 100	Points Earned = 89.67
Score Before Incentives Credit	89.67%
Incentives Awarded	7.00 pts
PBP Verification	N/A pts
Total Score	96.67%

Provider/Program Name: Family Support Council - Oak Haven Second Chance Home (646) - CCI



DHS, DFCS, Office of Provider Management
Performance-Based Placement Measures
RBWO Provider GA+SCORECARD - CCI



Report Quarter: Q1 FY2016

Program Census Information:		# Children in Care During Quarter: 7	# Placements During Quarter: 7	# Children in Care On Last Day: 6
CCI Incentive Credits	Avg Performance All CCIs (Points)	Provider Performance (%)*	Possible Points (Weight)	Provider Points Earned
Early EPSDT Medical Visits		100%	2	2.00
Early EPSDT Dental Visits		50%	2	1.00
Permanency Contacts		0%	5	0.00
Additional Academic Supports		0%	2	0.00
Active Agency Accreditation		0%	4	0.00
Staff Clinical Licensure		0%	5	0.00
Behavior Management (threshold = 0)		100%	4	4.00
Incentives Total	7.91		24	7.00
Maximum total combined incentive credit allowed is 10 points.			Incentives Awarded	7.00

*Performance calculation descriptions can be found in the FY 2016 RBWO PBP Measurements and Standards Guide.

Child Protective Services Investigations and Dispositions		
The following investigations data, which is not used for scoring but is considered significant to a provider's performance, is from Georgia SHINES and is not considered final or complete until the end of the fiscal year.		
Total Reports:	0	
Number Screened In:	0	
Number Screened Out:	0	
Number Substantiated:	0	
Number Unsubstantiated:	0	
Number Active CPS Investigations:	0	



DHS, DFCS, Office of Provider Management
Performance-Based Placement Measures
RBWO Provider GA+SCORECARD - CCI



Report Quarter: Q1 FY2016

Provider/Program Name: Foundation Group Home, Inc. - CCI (992) - CCI

827 Tallapoosa Street, Bremen, GA 30110

Phone: 770-537-0700

Vendor ID# 44184

Quarterly Scores (Grades)

Q1: 66.94 (D)

Q2: 74.59 (C)

Q3: 77.69 (C+)

Q4: 96.74 (A)

Current Quarter Score (Grade)

66.94%

(D)

Program Census Information:

Children in Care During
Quarter: 12

Placements During
Quarter: 12

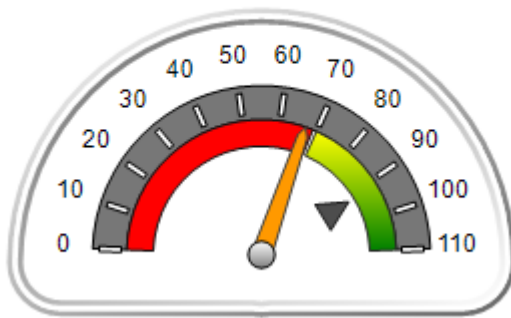
Children in Care On Last
Day: 9

Quarterly Provider Comparisons to All CCIs

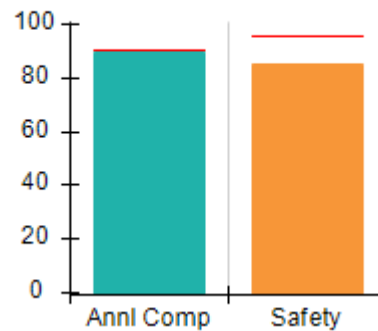
■■■■■■■■ indicates MalTx Threshold

▼ indicates average for all CCIs

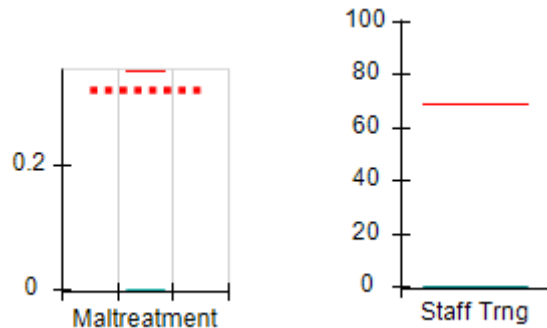
Overall Score (%)



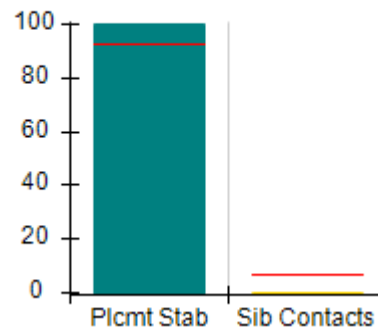
OPM Monitoring Reviews (%)



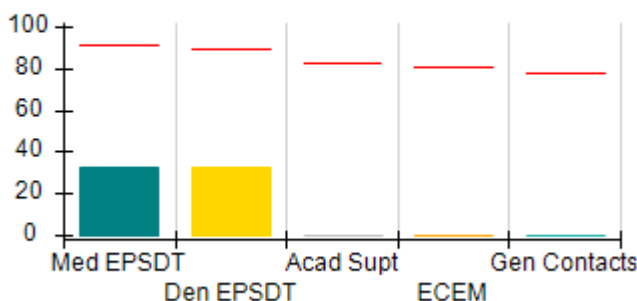
Safety Outcomes (%)



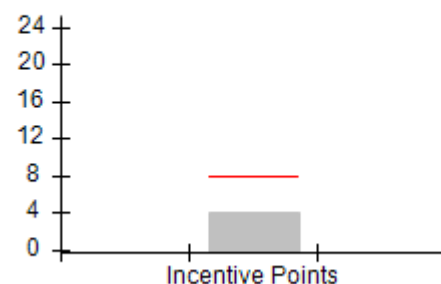
Permanency Outcomes (%)



Well-Being Outcomes (%)



Incentives Earned (Points)





DHS, DFCS, Office of Provider Management
Performance-Based Placement Measures
RBWO Provider GA+SCORECARD - CCI
Report Quarter: Q1 FY2016



Provider/Program Name: Foundation Group Home, Inc. - CCI (992) - CCI

827 Tallapoosa Street, Bremen, GA 30110		Quarterly Scores (Grades)		Current Quarter Score (Grade)
Phone: 770-537-0700		Q1: 66.94 (D)	Q2: 74.59 (C)	66.94% (D)
Vendor ID# 44184		Q3: 77.69 (C+)	Q4: 96.74 (A)	
Program Census Information:		# Children in Care During Quarter: 12	# Placements During Quarter: 12	# Children in Care On Last Day: 9
	Avg Performance All CCIs (%)	Provider Performance (%)*	Possible Points (Weight)	Provider Points Earned
OPM Monitoring Reviews				
Annual Comprehensive Reviews	90%	90%	25	22.50
Safety Reviews	96%	85%	15	12.80
Monitoring Sub-Total			40	35.30
CCI Safety Outcomes				
Incidence of Maltreatment	0.35%	No Substantiated Reports	10	10.00
Staff Training	69%	0%	4	0.00
Safety Sub-Total			14	10.00
CCI Permanency Outcomes				
Placement Stability	93%	100%	15	15.00
Sibling Contacts	7%	0%	5	0.00
Permanency Sub-Total			20	15.00
CCI Well-Being Outcomes				
EPSDT Medical Visits	91%	33%	4	1.32
EPSDT Dental Visits	89%	33%	4	1.32
Academic Supports	82%	0%	4	0.00
Provider ECEM Visits	80%	0%	7	0.00
Provider General Contacts	77%	0%	7	0.00
Well-Being Sub-Total			26	2.64
*Performance calculation descriptions can be found in the FY 2016 RBWO PBP Measurements and Standards Guide.				

Monitoring & Outcomes: Possible Points = 100	Points Earned = 62.94
Score Before Incentives Credit	62.94%
Incentives Awarded	4.00 pts
PBP Verification	N/A pts
Total Score	66.94%

Provider/Program Name: Foundation Group Home, Inc. - CCI (992) - CCI



DHS, DFCS, Office of Provider Management
Performance-Based Placement Measures
RBWO Provider GA+SCORECARD - CCI



Report Quarter: Q1 FY2016

Program Census Information:		# Children in Care During Quarter: 12	# Placements During Quarter: 12	# Children in Care On Last Day: 9
CCI Incentive Credits	Avg Performance All CCIs (Points)	Provider Performance (%)*	Possible Points (Weight)	Provider Points Earned
Early EPSDT Medical Visits		0%	2	0.00
Early EPSDT Dental Visits		0%	2	0.00
Permanency Contacts		0%	5	0.00
Additional Academic Supports		0%	2	0.00
Active Agency Accreditation		0%	4	0.00
Staff Clinical Licensure		0%	5	0.00
Behavior Management (threshold = 0)		100%	4	4.00
Incentives Total	7.91		24	4.00
Maximum total combined incentive credit allowed is 10 points.			Incentives Awarded	4.00

*Performance calculation descriptions can be found in the FY 2016 RBWO PBP Measurements and Standards Guide.

Child Protective Services Investigations and Dispositions		
The following investigations data, which is not used for scoring but is considered significant to a provider's performance, is from Georgia SHINES and is not considered final or complete until the end of the fiscal year.		
Total Reports:	0	
Number Screened In:	0	
Number Screened Out:	0	
Number Substantiated:	0	
Number Unsubstantiated:	0	
Number Active CPS Investigations:	0	



DHS, DFCS, Office of Provider Management
Performance-Based Placement Measures
RBWO Provider GA+SCORECARD - CCI



Report Quarter: Q1 FY2016

Provider/Program Name: Genesis House for Homeless, Inc. - (654) - CCI

2107 Hwy 41 North, Perry, GA 31069

Phone: 478-987-7466

Vendor ID# 35355

Quarterly Scores (Grades)

Current Quarter Score (Grade)

Q1: 98.48 (A+)

Q2: 98.09 (A+)

98.48%

Q3: 96.23 (A)

Q4: 90.47 (A-)

(A+)

Program Census Information:

Children in Care During Quarter: 12

Placements During Quarter: 12

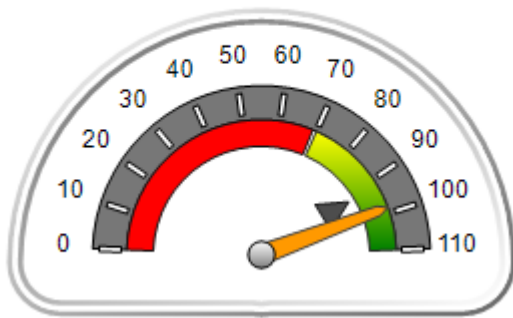
Children in Care On Last Day: 8

Quarterly Provider Comparisons to All CCIs

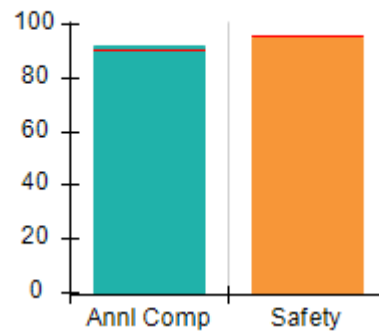
■■■■■■■■ indicates MalTx Threshold

▼ ————— indicates average for all CCIs

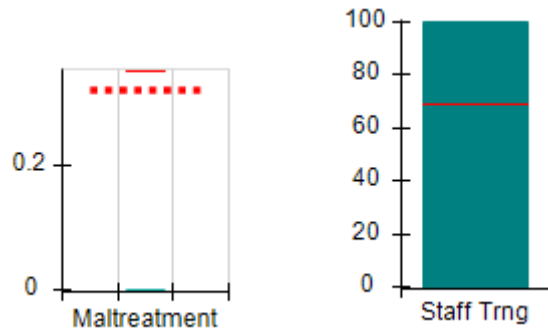
Overall Score (%)



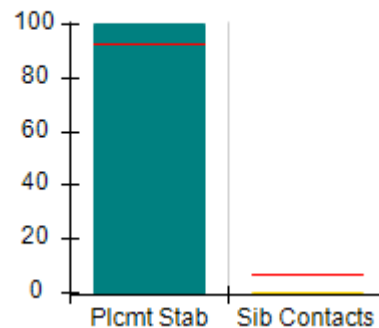
OPM Monitoring Reviews (%)



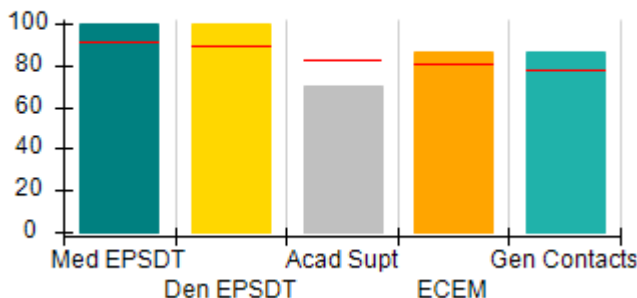
Safety Outcomes (%)



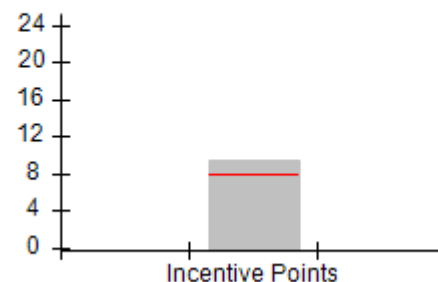
Permanency Outcomes (%)



Well-Being Outcomes (%)



Incentives Earned (Points)





DHS, DFCS, Office of Provider Management
Performance-Based Placement Measures
RBWO Provider GA+SCORECARD - CCI
Report Quarter: Q1 FY2016



Provider/Program Name: Genesis House for Homeless, Inc. - (654) - CCI

2107 Hwy 41 North, Perry, GA 31069 Phone: 478-987-7466 Vendor ID# 35355	Quarterly Scores (Grades)		Current Quarter Score (Grade)
	Q1: 98.48 (A+)	Q2: 98.09 (A+)	98.48%
	Q3: 96.23 (A)	Q4: 90.47 (A-)	(A+)

Program Census Information:	# Children in Care During Quarter: 12	# Placements During Quarter: 12	# Children in Care On Last Day: 8
-----------------------------	---------------------------------------	---------------------------------	-----------------------------------

	Avg Performance All CCIs (%)	Provider Performance (%)*	Possible Points (Weight)	Provider Points Earned
--	-------------------------------------	----------------------------------	---------------------------------	-------------------------------

OPM Monitoring Reviews

Annual Comprehensive Reviews	90%	92%	25	23.08
Safety Reviews	96%	95%	15	14.21
Monitoring Sub-Total			40	37.30

CCI Safety Outcomes

Incidence of Maltreatment	0.35%	No Substantiated Reports	10	10.00
Staff Training	69%	100%	4	4.00
Safety Sub-Total			14	14.00

CCI Permanency Outcomes

Placement Stability	93%	100%	15	15.00
Sibling Contacts	7%	0%	5	0.00
Permanency Sub-Total			20	15.00

CCI Well-Being Outcomes

EPSDT Medical Visits	91%	100%	4	4.00
EPSDT Dental Visits	89%	100%	4	4.00
Academic Supports	82%	70%	4	2.80
Provider ECEM Visits	80%	86%	7	6.02
Provider General Contacts	77%	86%	7	6.02
Well-Being Sub-Total			26	22.84

*Performance calculation descriptions can be found in the FY 2016 RBWO PBP Measurements and Standards Guide.

Monitoring & Outcomes: Possible Points = 100		Points Earned = 89.14	
Score Before Incentives Credit		89.14%	
Incentives Awarded		9.34 pts	
PBP Verification		N/A pts	
Total Score		98.48%	

Provider/Program Name: Genesis House for Homeless, Inc. - (654) - CCI



DHS, DFCS, Office of Provider Management
Performance-Based Placement Measures
RBWO Provider GA+SCORECARD - CCI



Report Quarter: Q1 FY2016

Program Census Information:		# Children in Care During Quarter: 12	# Placements During Quarter: 12	# Children in Care On Last Day: 8
CCI Incentive Credits	Avg Performance All CCIs (Points)	Provider Performance (%)*	Possible Points (Weight)	Provider Points Earned
Early EPSDT Medical Visits		100%	2	2.00
Early EPSDT Dental Visits		100%	2	2.00
Permanency Contacts		0%	5	0.00
Additional Academic Supports		67%	2	1.34
Active Agency Accreditation		0%	4	0.00
Staff Clinical Licensure		0%	5	0.00
Behavior Management (threshold = 0)		100%	4	4.00
Incentives Total	7.91		24	9.34
Maximum total combined incentive credit allowed is 10 points.			Incentives Awarded	9.34
*Performance calculation descriptions can be found in the FY 2016 RBWO PBP Measurements and Standards Guide.				

Child Protective Services Investigations and Dispositions

The following investigations data, which is not used for scoring but is considered significant to a provider's performance, is from Georgia SHINES and is not considered final or complete until the end of the fiscal year.

Total Reports:	0
Number Screened In:	0
Number Screened Out:	0
Number Substantiated:	0
Number Unsubstantiated:	0
Number Active CPS Investigations:	0



DHS, DFCS, Office of Provider Management
Performance-Based Placement Measures
RBWO Provider GA+SCORECARD - CCI



Report Quarter: Q1 FY2016

Provider/Program Name: Georgia Baptist Children's Home & Family Ministries - Alice's House (663) - CCI

624 Folds Rd., Carrollton, GA 30117

Phone: 770-834-1116

Vendor ID# 35358

Quarterly Scores (Grades)

Q1: 100.73 (A+)

Q2: 103.98 (A+)

Q3: 98.54 (A+)

Q4: 105.93 (A+)

Current Quarter Score (Grade)

100.73%
(A+)

Program Census Information:

Children in Care During
Quarter: 12

Placements During
Quarter: 13

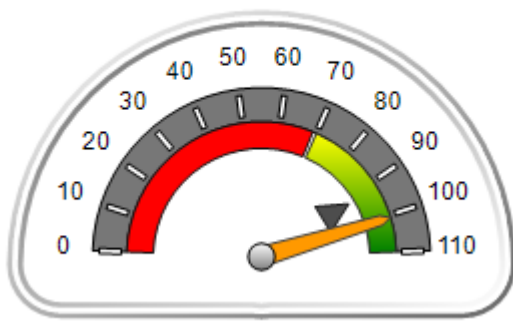
Children in Care On Last
Day: 6

Quarterly Provider Comparisons to All CCIs

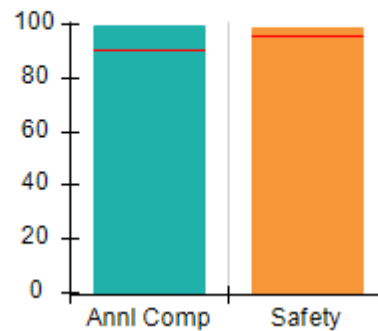
■■■■■■■■ indicates MalTx Threshold

▼ indicates average for all CCIs

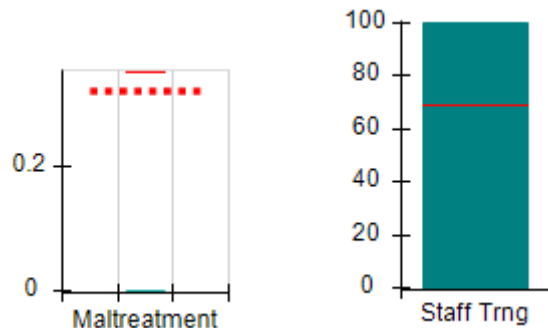
Overall Score (%)



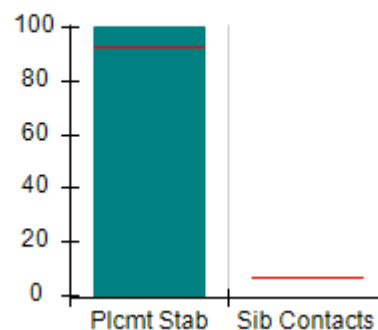
OPM Monitoring Reviews (%)



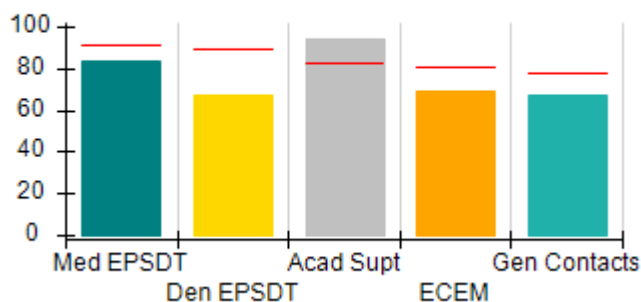
Safety Outcomes (%)



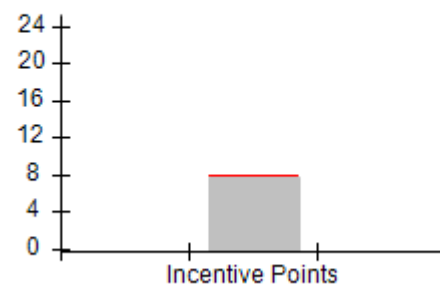
Permanency Outcomes (%)



Well-Being Outcomes (%)



Incentives Earned (Points)





DHS, DFCS, Office of Provider Management
Performance-Based Placement Measures
RBWO Provider GA+SCORECARD - CCI



Report Quarter: Q1 FY2016

Provider/Program Name: Georgia Baptist Children's Home & Family Ministries - Alice's House (663) - CCI				
624 Folds Rd., Carrollton, GA 30117		Quarterly Scores (Grades)		Current Quarter Score (Grade)
Phone: 770-834-1116		Q1: 100.73 (A+)	Q2: 103.98 (A+)	100.73% (A+)
Vendor ID# 35358		Q3: 98.54 (A+)	Q4: 105.93 (A+)	
Program Census Information:		# Children in Care During Quarter: 12	# Placements During Quarter: 13	# Children in Care On Last Day: 6
	Avg Performance All CCIs (%)	Provider Performance (%)*	Possible Points (Weight)	Provider Points Earned
OPM Monitoring Reviews				
Annual Comprehensive Reviews	90%	99%	25	24.83
Safety Reviews	96%	99%	15	14.86
Monitoring Sub-Total			40	39.69
CCI Safety Outcomes				
Incidence of Maltreatment	0.35%	No Substantiated Reports	10	10.00
Staff Training	69%	100%	4	4.00
Safety Sub-Total			14	14.00
CCI Permanency Outcomes				
Placement Stability	93%	100%	20	20.00
Sibling Contacts	7%	None Planned		
Permanency Sub-Total			20	20.00
CCI Well-Being Outcomes				
EPSDT Medical Visits	91%	83%	4	3.32
EPSDT Dental Visits	89%	67%	4	2.68
Academic Supports	82%	94%	4	3.76
Provider ECEM Visits	80%	69%	7	4.83
Provider General Contacts	77%	67%	7	4.69
Well-Being Sub-Total			26	19.28
*Performance calculation descriptions can be found in the FY 2016 RBWO PBP Measurements and Standards Guide.				

Monitoring & Outcomes: Possible Points = 100	Points Earned = 92.97
Score Before Incentives Credit	92.97%
Incentives Awarded	7.76 pts
PBP Verification	N/A pts
Total Score	100.73%

Provider/Program Name: Georgia Baptist Children's Home & Family Ministries - Alice's House (663) - CCI



DHS, DFCS, Office of Provider Management
Performance-Based Placement Measures
RBWO Provider GA+SCORECARD - CCI



Report Quarter: Q1 FY2016

Program Census Information:		# Children in Care During Quarter: 12	# Placements During Quarter: 13	# Children in Care On Last Day: 6
CCI Incentive Credits	Avg Performance All CCIs (Points)	Provider Performance (%)*	Possible Points (Weight)	Provider Points Earned
Early EPSDT Medical Visits		75%	2	1.50
Early EPSDT Dental Visits		0%	2	0.00
Permanency Contacts		0%	5	0.00
Additional Academic Supports		13%	2	0.26
Active Agency Accreditation		50%	4	2.00
Staff Clinical Licensure		0%	5	0.00
Behavior Management (threshold = 0)		100%	4	4.00
Incentives Total	7.91		24	7.76
Maximum total combined incentive credit allowed is 10 points.			Incentives Awarded	7.76
*Performance calculation descriptions can be found in the FY 2016 RBWO PBP Measurements and Standards Guide.				

Child Protective Services Investigations and Dispositions		
The following investigations data, which is not used for scoring but is considered significant to a provider's performance, is from Georgia SHINES and is not considered final or complete until the end of the fiscal year.		
Total Reports:	0	
Number Screened In:	0	
Number Screened Out:	0	
Number Substantiated:	0	
Number Unsubstantiated:	0	
Number Active CPS Investigations:	0	



DHS, DFCS, Office of Provider Management
Performance-Based Placement Measures
RBWO Provider GA+SCORECARD - CCI



Report Quarter: Q1 FY2016

Provider/Program Name: Georgia Baptist Children's Home & Family Ministries - Angel's House (657) - CCI

1401 Holbrook Rd., Newnan, GA 30263-7712

Phone: 770.251.7050

Vendor ID# 35367

Quarterly Scores (Grades)

Current Quarter Score (Grade)

Q1: 109.83 (A+)

Q2: 110.00 (A+)

109.83%

Q3: 110.00 (A+)

Q4: 110.00 (A+)

(A+)

Program Census Information:

Children in Care During
Quarter: 9

Placements During
Quarter: 9

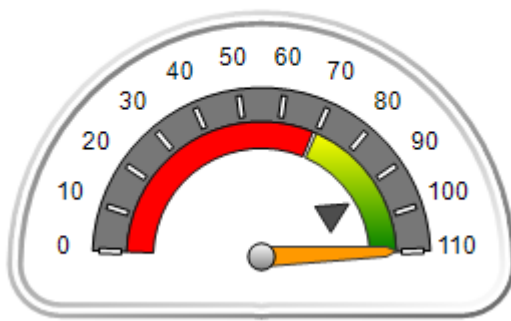
Children in Care On Last
Day: 7

Quarterly Provider Comparisons to All CCIs

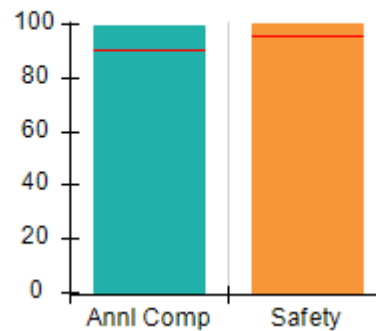
■■■■■■■■ indicates MalTx Threshold

▼ — indicates average for all CCIs

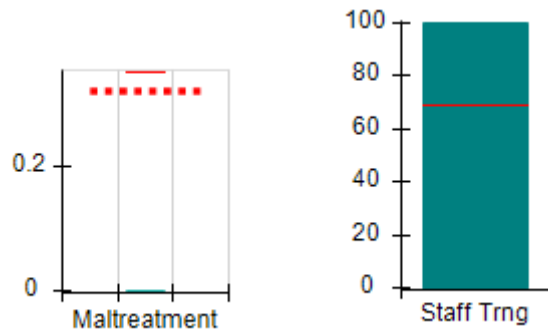
Overall Score (%)



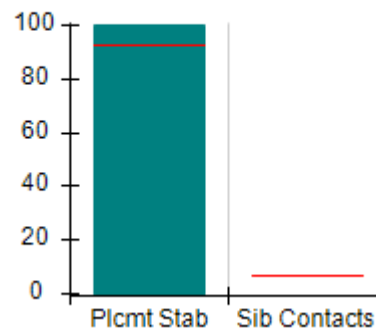
OPM Monitoring Reviews (%)



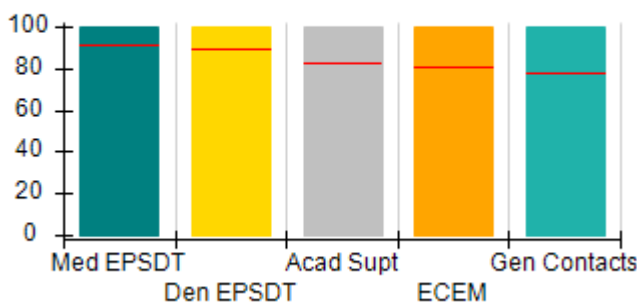
Safety Outcomes (%)



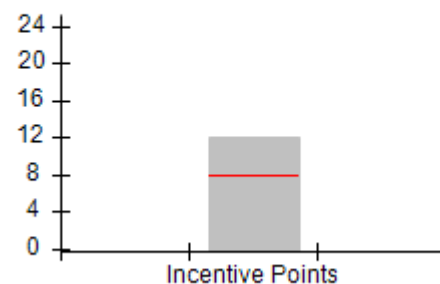
Permanency Outcomes (%)



Well-Being Outcomes (%)



Incentives Earned (Points)





DHS, DFCS, Office of Provider Management
Performance-Based Placement Measures
RBWO Provider GA+SCORECARD - CCI



Report Quarter: Q1 FY2016

Provider/Program Name: Georgia Baptist Children's Home & Family Ministries - Angel's House (657) - CCI

1401 Holbrook Rd., Newnan, GA 30263-7712 Phone: 770.251.7050 Vendor ID# 35367	Quarterly Scores (Grades)		Current Quarter Score (Grade)
	Q1: 109.83 (A+)	Q2: 110.00 (A+)	109.83%
	Q3: 110.00 (A+)	Q4: 110.00 (A+)	(A+)

Program Census Information:	# Children in Care During Quarter: 9	# Placements During Quarter: 9	# Children in Care On Last Day: 7
-----------------------------	--------------------------------------	--------------------------------	-----------------------------------

	Avg Performance All CCIs (%)	Provider Performance (%)*	Possible Points (Weight)	Provider Points Earned
--	-------------------------------------	----------------------------------	---------------------------------	-------------------------------

OPM Monitoring Reviews

Annual Comprehensive Reviews	90%	99%	25	24.83
Safety Reviews	96%	100%	15	15.00
Monitoring Sub-Total			40	39.83

CCI Safety Outcomes

Incidence of Maltreatment	0.35%	No Substantiated Reports	10	10.00
Staff Training	69%	100%	4	4.00
Safety Sub-Total			14	14.00

CCI Permanency Outcomes

Placement Stability	93%	100%	20	20.00
Sibling Contacts	7%	None Planned		
Permanency Sub-Total			20	20.00

CCI Well-Being Outcomes

EPSDT Medical Visits	91%	100%	4	4.00
EPSDT Dental Visits	89%	100%	4	4.00
Academic Supports	82%	100%	4	4.00
Provider ECEM Visits	80%	100%	7	7.00
Provider General Contacts	77%	100%	7	7.00
Well-Being Sub-Total			26	26.00

*Performance calculation descriptions can be found in the FY 2016 RBWO PBP Measurements and Standards Guide.

Monitoring & Outcomes: Possible Points = 100		Points Earned = 99.83	
Score Before Incentives Credit		99.83%	
Incentives Awarded		10.00 pts	
PBP Verification		N/A pts	
Total Score		109.83%	

Provider/Program Name: Georgia Baptist Children's Home & Family Ministries - Angel's House (657) - CCI



DHS, DFCS, Office of Provider Management
Performance-Based Placement Measures
RBWO Provider GA+SCORECARD - CCI



Report Quarter: Q1 FY2016

Program Census Information:		# Children in Care During Quarter: 9	# Placements During Quarter: 9	# Children in Care On Last Day: 7
CCI Incentive Credits	Avg Performance All CCIs (Points)	Provider Performance (%)*	Possible Points (Weight)	Provider Points Earned
Early EPSDT Medical Visits		100%	2	2.00
Early EPSDT Dental Visits		100%	2	2.00
Permanency Contacts		None Planned	5	
Additional Academic Supports		100%	2	2.00
Active Agency Accreditation		50%	4	2.00
Staff Clinical Licensure		0%	5	0.00
Behavior Management (threshold = 0)		100%	4	4.00
Incentives Total	7.91		24	12.00
Maximum total combined incentive credit allowed is 10 points.			Incentives Awarded	10.00

*Performance calculation descriptions can be found in the FY 2016 RBWO PBP Measurements and Standards Guide.

Child Protective Services Investigations and Dispositions		
The following investigations data, which is not used for scoring but is considered significant to a provider's performance, is from Georgia SHINES and is not considered final or complete until the end of the fiscal year.		
Total Reports:	0	
Number Screened In:	0	
Number Screened Out:	0	
Number Substantiated:	0	
Number Unsubstantiated:	0	
Number Active CPS Investigations:	0	



DHS, DFCS, Office of Provider Management
Performance-Based Placement Measures
RBWO Provider GA+SCORECARD - CCI



Report Quarter: Q1 FY2016

Provider/Program Name: Georgia Baptist Children's Home & Family Ministries - Baxley Campus (664) - CCI

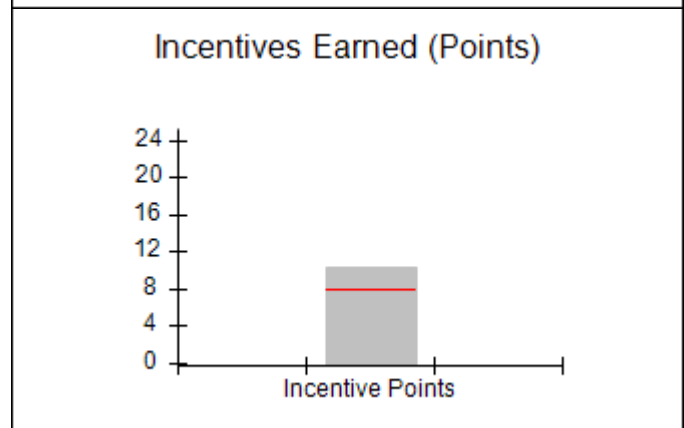
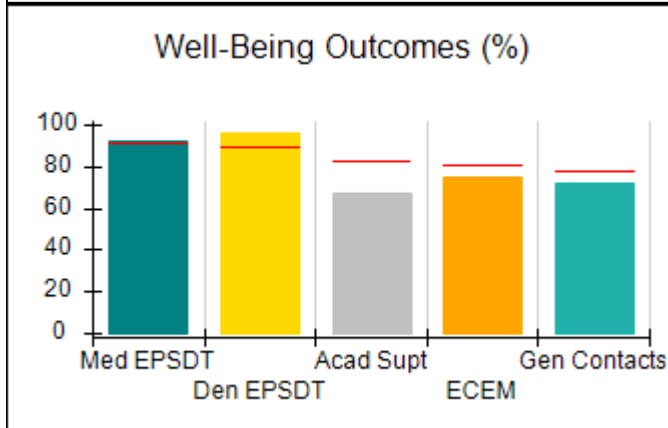
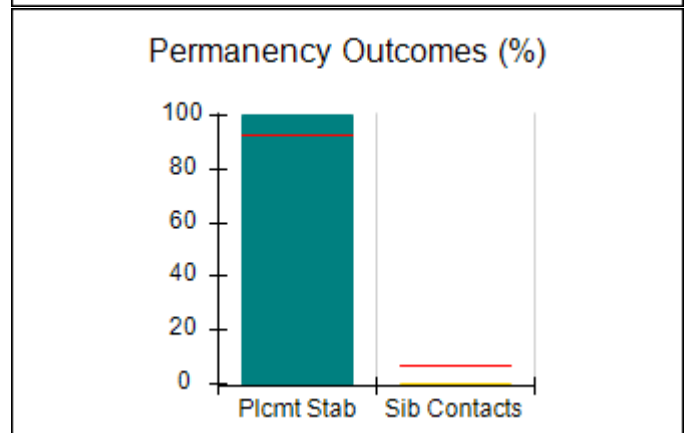
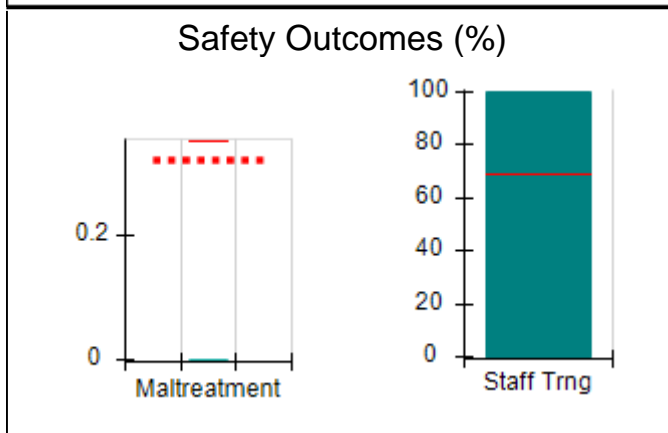
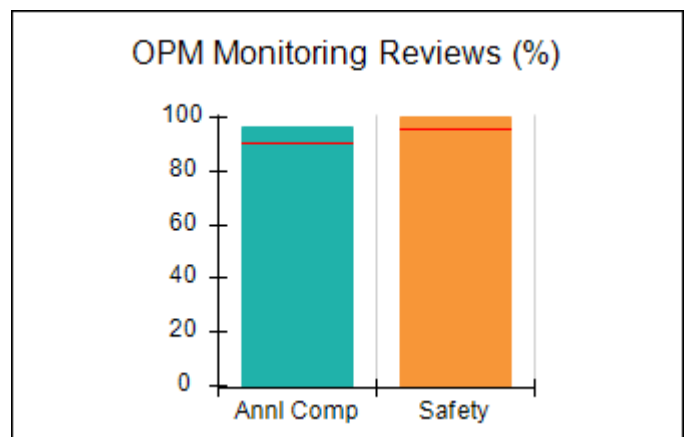
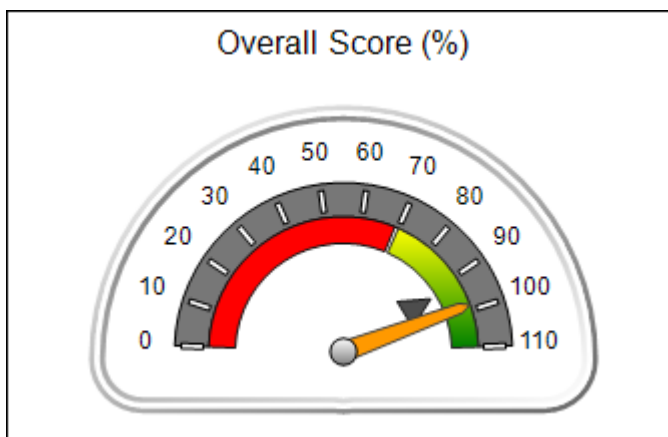
9420 Blackshear Hwy., Baxley, GA 31513 Phone: 912-367-6691 Vendor ID# 35359	Quarterly Scores (Grades)		Current Quarter Score (Grade)
	Q1: 98.57 (A+)	Q2: 93.43 (A-)	98.57% (A+)
	Q3: 96.50 (A)	Q4: 95.59 (A)	

Program Census Information:	# Children in Care During Quarter: 38	# Placements During Quarter: 38	# Children in Care On Last Day: 27
-----------------------------	---------------------------------------	---------------------------------	------------------------------------

Quarterly Provider Comparisons to All CCIs

■■■■■■■■ indicates MalTx Threshold

▼ ————— indicates average for all CCIs





DHS, DFCS, Office of Provider Management
Performance-Based Placement Measures
RBWO Provider GA+SCORECARD - CCI



Report Quarter: Q1 FY2016

Provider/Program Name: Georgia Baptist Children's Home & Family Ministries - Baxley Campus (664) - CCI				
9420 Blackshear Hwy., Baxley, GA 31513		Quarterly Scores (Grades)		Current Quarter Score (Grade)
Phone: 912-367-6691		Q1: 98.57 (A+)	Q2: 93.43 (A-)	98.57%
Vendor ID# 35359		Q3: 96.50 (A)	Q4: 95.59 (A)	(A+)
Program Census Information:		# Children in Care During Quarter: 38	# Placements During Quarter: 38	# Children in Care On Last Day: 27
	Avg Performance All CCIs (%)	Provider Performance (%)*	Possible Points (Weight)	Provider Points Earned
OPM Monitoring Reviews				
Annual Comprehensive Reviews	90%	96%	25	24.08
Safety Reviews	96%	100%	15	15.00
Monitoring Sub-Total			40	39.08
CCI Safety Outcomes				
Incidence of Maltreatment	0.35%	No Substantiated Reports	10	10.00
Staff Training	69%	100%	4	4.00
Safety Sub-Total			14	14.00
CCI Permanency Outcomes				
Placement Stability	93%	100%	15	15.00
Sibling Contacts	7%	0%	5	0.00
Permanency Sub-Total			20	15.00
CCI Well-Being Outcomes				
EPSDT Medical Visits	91%	92%	4	3.68
EPSDT Dental Visits	89%	96%	4	3.84
Academic Supports	82%	67%	4	2.68
Provider ECEM Visits	80%	75%	7	5.25
Provider General Contacts	77%	72%	7	5.04
Well-Being Sub-Total			26	20.49
*Performance calculation descriptions can be found in the FY 2016 RBWO PBP Measurements and Standards Guide.				

Monitoring & Outcomes: Possible Points = 100		Points Earned = 88.57	
Score Before Incentives Credit			88.57%
Incentives Awarded			10.00 pts
PBP Verification			N/A pts
Total Score			98.57%

Provider/Program Name: Georgia Baptist Children's Home & Family Ministries - Baxley Campus (664) - CCI



DHS, DFCS, Office of Provider Management
Performance-Based Placement Measures
RBWO Provider GA+SCORECARD - CCI



Report Quarter: Q1 FY2016

Program Census Information:		# Children in Care During Quarter: 38	# Placements During Quarter: 38	# Children in Care On Last Day: 27
CCI Incentive Credits	Avg Performance All CCIs (Points)	Provider Performance (%)*	Possible Points (Weight)	Provider Points Earned
Early EPSDT Medical Visits		80%	2	1.60
Early EPSDT Dental Visits		88%	2	1.76
Permanency Contacts		0%	5	0.00
Additional Academic Supports		42%	2	0.84
Active Agency Accreditation		50%	4	2.00
Staff Clinical Licensure		0%	5	0.00
Behavior Management (threshold = 0)		100%	4	4.00
Incentives Total	7.91		24	10.20
Maximum total combined incentive credit allowed is 10 points.			Incentives Awarded	10.00

*Performance calculation descriptions can be found in the FY 2016 RBWO PBP Measurements and Standards Guide.

Child Protective Services Investigations and Dispositions		
The following investigations data, which is not used for scoring but is considered significant to a provider's performance, is from Georgia SHINES and is not considered final or complete until the end of the fiscal year.		
Total Reports:	3	
Number Screened In:	0	
Number Screened Out:	3	
Number Substantiated:	0	
Number Unsubstantiated:	0	
Number Active CPS Investigations:	0	



DHS, DFCS, Office of Provider Management
Performance-Based Placement Measures
RBWO Provider GA+SCORECARD - CCI



Report Quarter: Q1 FY2016

Provider/Program Name: Georgia Baptist Children's Home & Family Ministries - dba Good Shepherd The (685) - CCI

390 Bar Rest Ranch Road, Warm Springs, GA 31830

Phone: 706-655-2354

Vendor ID# 35364

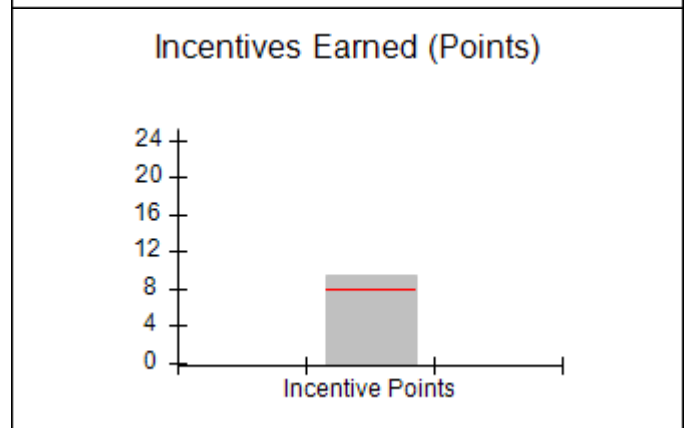
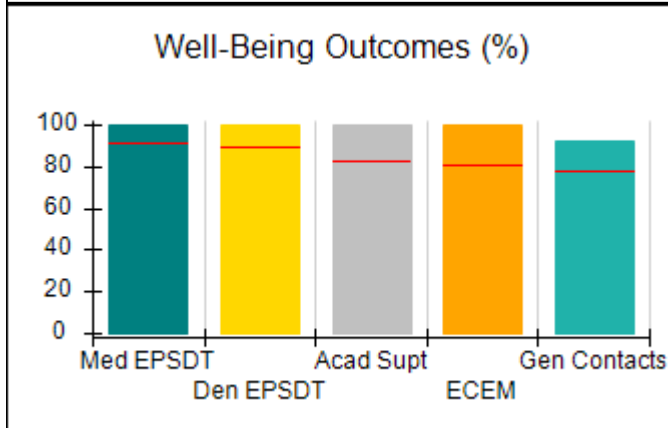
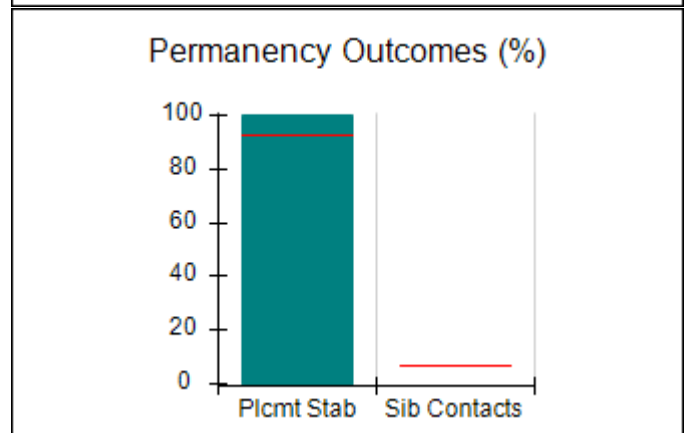
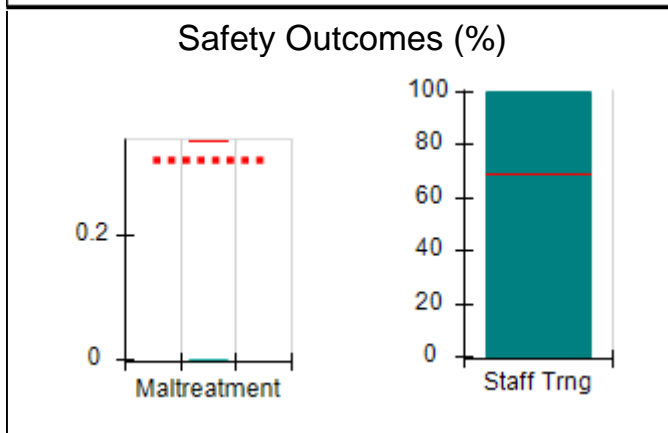
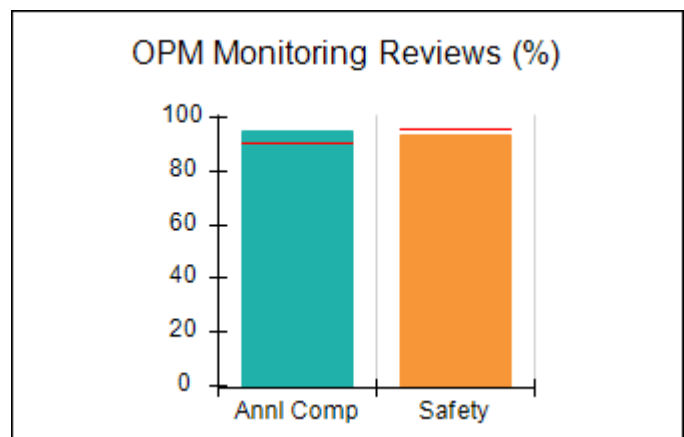
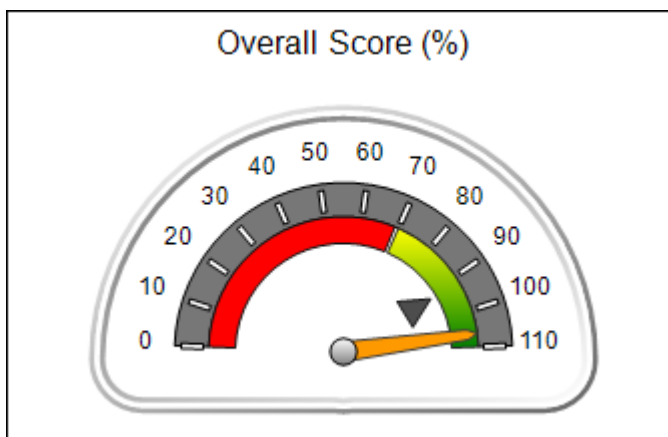
Quarterly Scores (Grades)		Current Quarter Score (Grade)
Q1: 106.46 (A+)	Q2: 89.06 (B+)	106.46% (A+)
Q3: 97.37 (A+)	Q4: 93.18 (A-)	

Program Census Information:	# Children in Care During Quarter: 5	# Placements During Quarter: 5	# Children in Care On Last Day: 4
-----------------------------	--------------------------------------	--------------------------------	-----------------------------------

Quarterly Provider Comparisons to All CCIs

■■■■■■■■ indicates MalTx Threshold

▼ ————— indicates average for all CCIs





DHS, DFCS, Office of Provider Management
Performance-Based Placement Measures
RBWO Provider GA+SCORECARD - CCI



Report Quarter: Q1 FY2016

Provider/Program Name: Georgia Baptist Children's Home & Family Ministries - dba Good Shepherd The (685) - CCI				
390 Bar Rest Ranch Road, Warm Springs, GA 31830		Quarterly Scores (Grades)		Current Quarter Score (Grade)
Phone: 706-655-2354		Q1: 106.46 (A+)	Q2: 89.06 (B+)	106.46%
Vendor ID# 35364		Q3: 97.37 (A+)	Q4: 93.18 (A-)	(A+)
Program Census Information:		# Children in Care During Quarter: 5	# Placements During Quarter: 5	# Children in Care On Last Day: 4
	Avg Performance All CCIs (%)	Provider Performance (%)*	Possible Points (Weight)	Provider Points Earned
OPM Monitoring Reviews				
Annual Comprehensive Reviews	90%	95%	25	23.67
Safety Reviews	96%	93%	15	14.02
Monitoring Sub-Total			40	37.68
CCI Safety Outcomes				
Incidence of Maltreatment	0.35%	No Substantiated Reports	10	10.00
Staff Training	69%	100%	4	4.00
Safety Sub-Total			14	14.00
CCI Permanency Outcomes				
Placement Stability	93%	100%	20	20.00
Sibling Contacts	7%	None Planned		
Permanency Sub-Total			20	20.00
CCI Well-Being Outcomes				
EPSDT Medical Visits	91%	100%	4	4.00
EPSDT Dental Visits	89%	100%	4	4.00
Academic Supports	82%	100%	4	4.00
Provider ECEM Visits	80%	100%	7	7.00
Provider General Contacts	77%	92%	7	6.44
Well-Being Sub-Total			26	25.44
*Performance calculation descriptions can be found in the FY 2016 RBWO PBP Measurements and Standards Guide.				

Monitoring & Outcomes: Possible Points = 100		Points Earned = 97.12	
Score Before Incentives Credit			97.12%
Incentives Awarded			9.34 pts
PBP Verification			N/A pts
Total Score			106.46%

Provider/Program Name: Georgia Baptist Children's Home & Family Ministries - dba Good Shepherd The (685) - CCI



DHS, DFCS, Office of Provider Management
Performance-Based Placement Measures
RBWO Provider GA+SCORECARD - CCI



Report Quarter: Q1 FY2016

Program Census Information:		# Children in Care During Quarter: 5	# Placements During Quarter: 5	# Children in Care On Last Day: 4
CCI Incentive Credits	Avg Performance All CCIs (Points)	Provider Performance (%)*	Possible Points (Weight)	Provider Points Earned
Early EPSDT Medical Visits		100%	2	2.00
Early EPSDT Dental Visits		Not Eligible	2	
Permanency Contacts		None Planned	5	
Additional Academic Supports		67%	2	1.34
Active Agency Accreditation		50%	4	2.00
Staff Clinical Licensure		0%	5	0.00
Behavior Management (threshold = 0)		100%	4	4.00
Incentives Total	7.91		24	9.34
Maximum total combined incentive credit allowed is 10 points.			Incentives Awarded	9.34

*Performance calculation descriptions can be found in the FY 2016 RBWO PBP Measurements and Standards Guide.

Child Protective Services Investigations and Dispositions		
The following investigations data, which is not used for scoring but is considered significant to a provider's performance, is from Georgia SHINES and is not considered final or complete until the end of the fiscal year.		
Total Reports:	0	
Number Screened In:	0	
Number Screened Out:	0	
Number Substantiated:	0	
Number Unsubstantiated:	0	
Number Active CPS Investigations:	0	



DHS, DFCS, Office of Provider Management
Performance-Based Placement Measures
RBWO Provider GA+SCORECARD - CCI



Report Quarter: Q1 FY2016

Provider/Program Name: Georgia Baptist Children's Home & Family Ministries - Fayette
Program: Johnson Home (660) - CCI

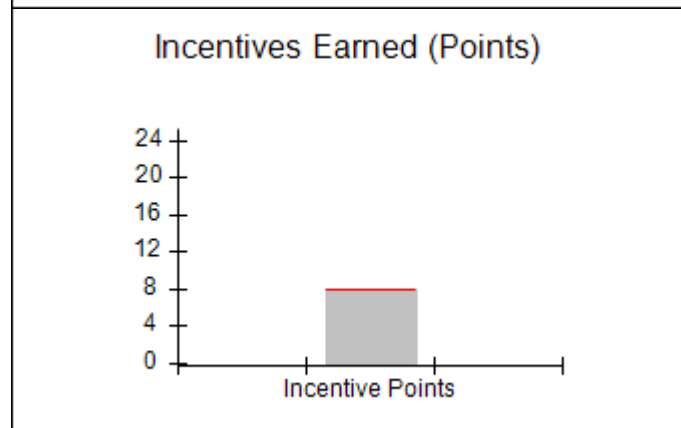
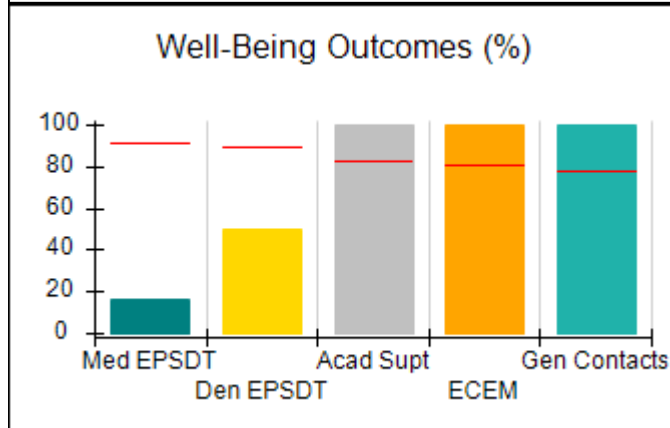
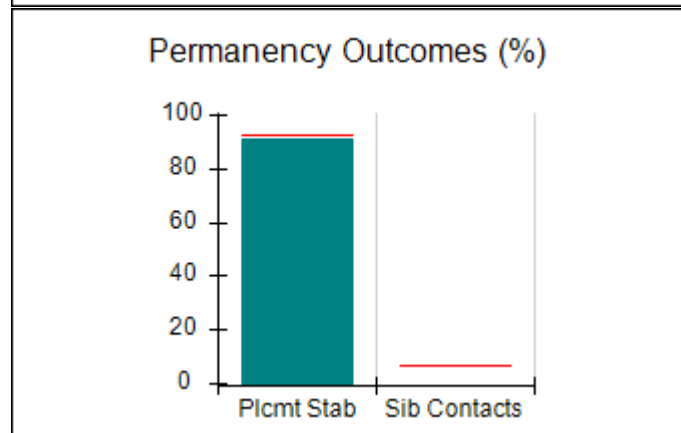
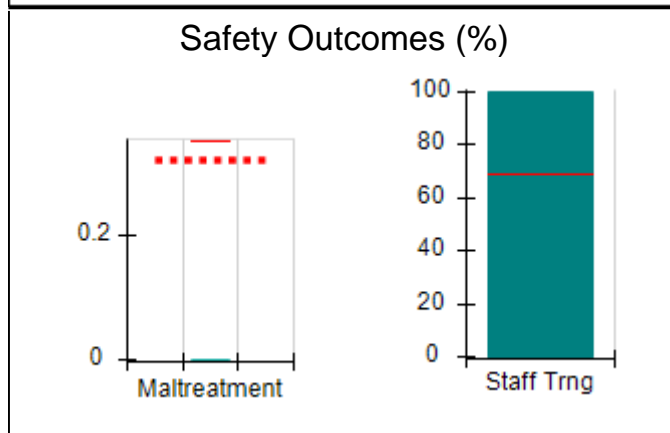
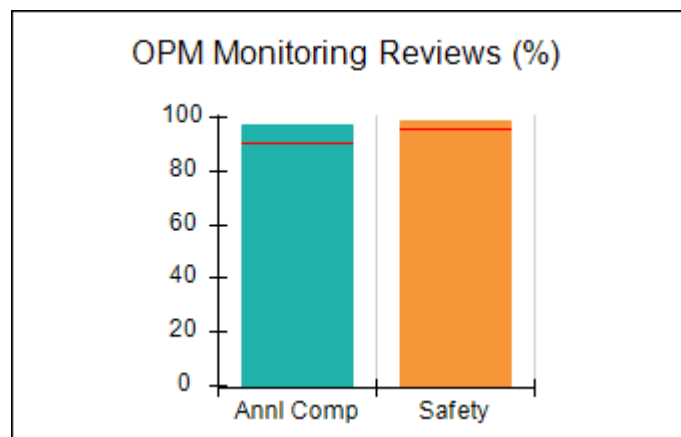
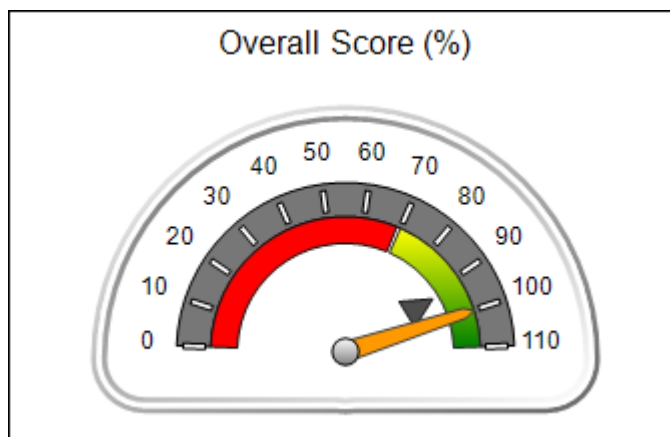
115 Elsberry Ln., Brooks, GA 30205 Phone: 770-460-6652 Vendor ID# 35361	Quarterly Scores (Grades)		Current Quarter Score (Grade)
	Q1: 100.12 (A+)	Q2: 104.48 (A+)	100.12%
	Q3: 101.38 (A+)	Q4: 99.86 (A+)	(A+)

Program Census Information:	# Children in Care During Quarter: 11	# Placements During Quarter: 11	# Children in Care On Last Day: 7
------------------------------------	--	--	--

Quarterly Provider Comparisons to All CCIs

■■■■■■■■ indicates MalTx Threshold

▼ — indicates average for all CCIs





DHS, DFCS, Office of Provider Management
Performance-Based Placement Measures
RBWO Provider GA+SCORECARD - CCI



Report Quarter: Q1 FY2016

Provider/Program Name: Georgia Baptist Children's Home & Family Ministries - Fayette
Program: Johnson Home (660) - CCI

115 Elsberry Ln., Brooks, GA 30205 Phone: 770-460-6652 Vendor ID# 35361	Quarterly Scores (Grades)		Current Quarter Score (Grade)
	Q1: 100.12 (A+)	Q2: 104.48 (A+)	100.12%
	Q3: 101.38 (A+)	Q4: 99.86 (A+)	(A+)

Program Census Information:	# Children in Care During Quarter: 11	# Placements During Quarter: 11	# Children in Care On Last Day: 7
------------------------------------	--	--	--

	Avg Performance All CCIs (%)	Provider Performance (%)*	Possible Points (Weight)	Provider Points Earned
--	-------------------------------------	----------------------------------	---------------------------------	-------------------------------

OPM Monitoring Reviews

Annual Comprehensive Reviews	90%	98%	25	24.42
Safety Reviews	96%	99%	15	14.82
Monitoring Sub-Total			40	39.24

CCI Safety Outcomes

Incidence of Maltreatment	0.35%	No Substantiated Reports	10	10.00
Staff Training	69%	100%	4	4.00
Safety Sub-Total			14	14.00

CCI Permanency Outcomes

Placement Stability	93%	91%	20	18.20
Sibling Contacts	7%	None Planned		
Permanency Sub-Total			20	18.20

CCI Well-Being Outcomes

EPSDT Medical Visits	91%	17%	4	0.68
EPSDT Dental Visits	89%	50%	4	2.00
Academic Supports	82%	100%	4	4.00
Provider ECEM Visits	80%	100%	7	7.00
Provider General Contacts	77%	100%	7	7.00
Well-Being Sub-Total			26	20.68

*Performance calculation descriptions can be found in the FY 2016 RBWO PBP Measurements and Standards Guide.

Monitoring & Outcomes: Possible Points = 100		Points Earned = 92.12	
Score Before Incentives Credit			92.12%
Incentives Awarded			8.00 pts
PBP Verification			N/A pts
Total Score			100.12%

Provider/Program Name: Georgia Baptist Children's Home & Family Ministries - Fayette
Program: Johnson Home (660) - CCI



DHS, DFCS, Office of Provider Management
Performance-Based Placement Measures
RBWO Provider GA+SCORECARD - CCI



Report Quarter: Q1 FY2016

Program Census Information:		# Children in Care During Quarter: 11	# Placements During Quarter: 11	# Children in Care On Last Day: 7
CCI Incentive Credits	Avg Performance All CCIs (Points)	Provider Performance (%)*	Possible Points (Weight)	Provider Points Earned
Early EPSDT Medical Visits		0%	2	0.00
Early EPSDT Dental Visits		0%	2	0.00
Permanency Contacts		0%	5	0.00
Additional Academic Supports		100%	2	2.00
Active Agency Accreditation		50%	4	2.00
Staff Clinical Licensure		0%	5	0.00
Behavior Management (threshold = 0)		100%	4	4.00
Incentives Total	7.91		24	8.00
Maximum total combined incentive credit allowed is 10 points.			Incentives Awarded	8.00

*Performance calculation descriptions can be found in the FY 2016 RBWO PBP Measurements and Standards Guide.

Child Protective Services Investigations and Dispositions		
The following investigations data, which is not used for scoring but is considered significant to a provider's performance, is from Georgia SHINES and is not considered final or complete until the end of the fiscal year.		
Total Reports:	3	
Number Screened In:	0	
Number Screened Out:	3	
Number Substantiated:	0	
Number Unsubstantiated:	0	
Number Active CPS Investigations:	0	



DHS, DFCS, Office of Provider Management
Performance-Based Placement Measures
RBWO Provider GA+SCORECARD - CCI



Report Quarter: Q1 FY2016

Provider/Program Name: Georgia Baptist Children's Home & Family Ministries - Maternity Home (662) - CCI

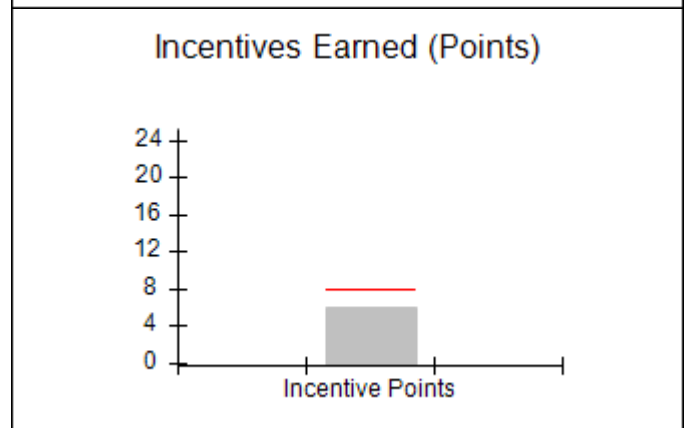
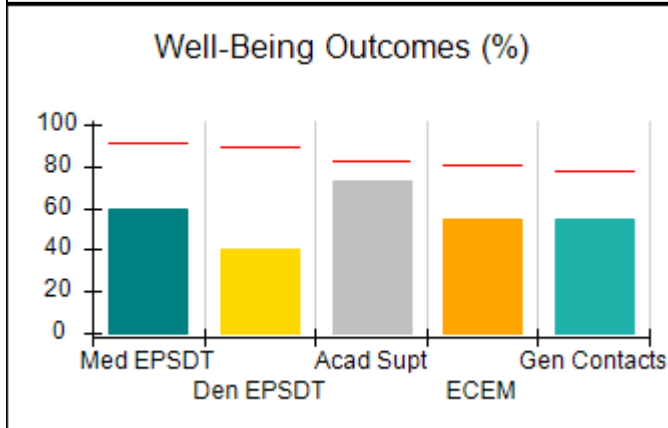
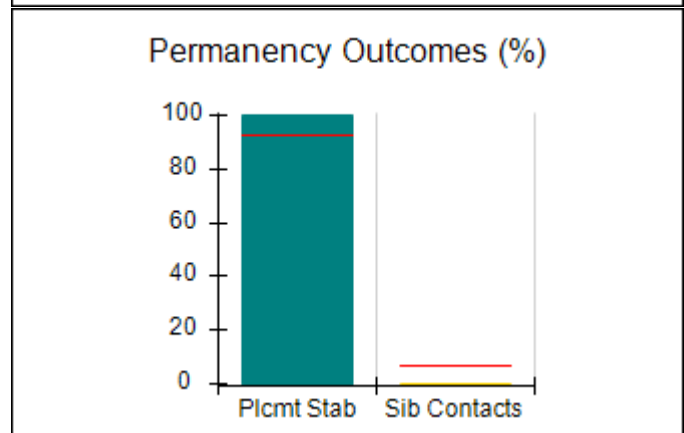
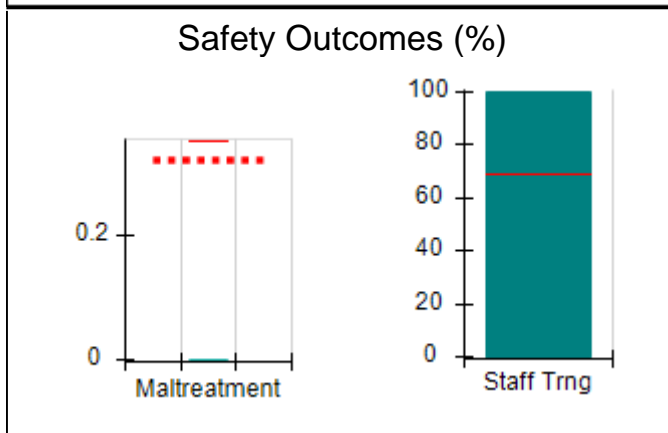
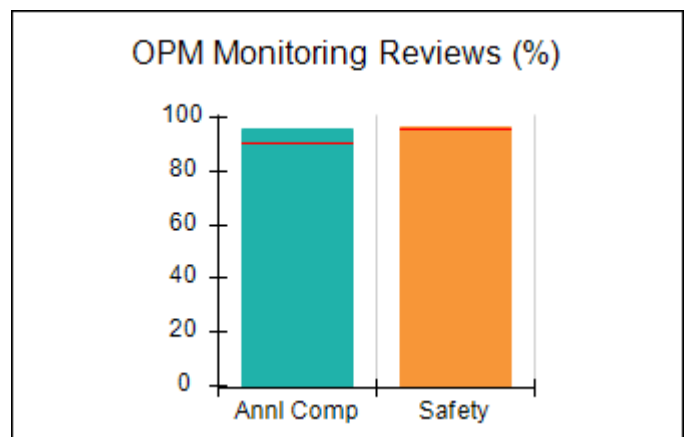
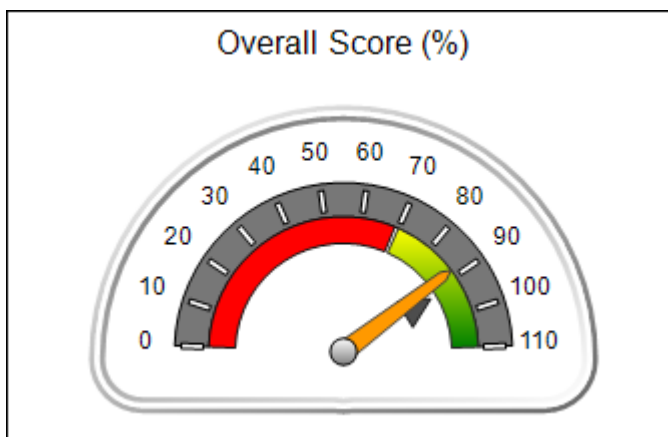
9250 Hutcheson Ferry Rd., Palmetto, GA 30268 Phone: 770-463-3344 Vendor ID# 35369	Quarterly Scores (Grades)		Current Quarter Score (Grade)
	Q1: 88.08 (B+)	Q2: 101.41 (A+)	88.08% (B+)
	Q3: 96.81 (A)	Q4: 97.14 (A+)	

Program Census Information:	# Children in Care During Quarter: 7	# Placements During Quarter: 7	# Children in Care On Last Day: 5
-----------------------------	--------------------------------------	--------------------------------	-----------------------------------

Quarterly Provider Comparisons to All CCIs

■■■■■■■■ indicates MalTx Threshold

▼ ————— indicates average for all CCIs





DHS, DFCS, Office of Provider Management
Performance-Based Placement Measures
RBWO Provider GA+SCORECARD - CCI



Report Quarter: Q1 FY2016

Provider/Program Name: Georgia Baptist Children's Home & Family Ministries - Maternity Home (662) - CCI				
9250 Hutcheson Ferry Rd., Palmetto, GA 30268		Quarterly Scores (Grades)		Current Quarter Score (Grade)
Phone: 770-463-3344		Q1: 88.08 (B+)	Q2: 101.41 (A+)	88.08%
Vendor ID# 35369		Q3: 96.81 (A)	Q4: 97.14 (A+)	(B+)
Program Census Information:		# Children in Care During Quarter: 7	# Placements During Quarter: 7	# Children in Care On Last Day: 5
	Avg Performance All CCIs (%)	Provider Performance (%)*	Possible Points (Weight)	Provider Points Earned
OPM Monitoring Reviews				
Annual Comprehensive Reviews	90%	96%	25	24.00
Safety Reviews	96%	96%	15	14.46
Monitoring Sub-Total			40	38.46
CCI Safety Outcomes				
Incidence of Maltreatment	0.35%	No Substantiated Reports	10	10.00
Staff Training	69%	100%	4	4.00
Safety Sub-Total			14	14.00
CCI Permanency Outcomes				
Placement Stability	93%	100%	15	15.00
Sibling Contacts	7%	0%	5	0.00
Permanency Sub-Total			20	15.00
CCI Well-Being Outcomes				
EPSDT Medical Visits	91%	60%	4	2.40
EPSDT Dental Visits	89%	40%	4	1.60
Academic Supports	82%	73%	4	2.92
Provider ECEM Visits	80%	55%	7	3.85
Provider General Contacts	77%	55%	7	3.85
Well-Being Sub-Total			26	14.62
*Performance calculation descriptions can be found in the FY 2016 RBWO PBP Measurements and Standards Guide.				

Monitoring & Outcomes: Possible Points = 100		Points Earned = 82.08	
Score Before Incentives Credit			82.08%
Incentives Awarded			6.00 pts
PBP Verification			N/A pts
Total Score			88.08%

Provider/Program Name: Georgia Baptist Children's Home & Family Ministries - Maternity Home (662) - CCI



DHS, DFCS, Office of Provider Management
Performance-Based Placement Measures
RBWO Provider GA+SCORECARD - CCI



Report Quarter: Q1 FY2016

Program Census Information:		# Children in Care During Quarter: 7	# Placements During Quarter: 7	# Children in Care On Last Day: 5
CCI Incentive Credits	Avg Performance All CCIs (Points)	Provider Performance (%)*	Possible Points (Weight)	Provider Points Earned
Early EPSDT Medical Visits		0%	2	0.00
Early EPSDT Dental Visits		0%	2	0.00
Permanency Contacts		0%	5	0.00
Additional Academic Supports		0%	2	0.00
Active Agency Accreditation		50%	4	2.00
Staff Clinical Licensure		0%	5	0.00
Behavior Management (threshold = 0)		100%	4	4.00
Incentives Total	7.91		24	6.00
Maximum total combined incentive credit allowed is 10 points.			Incentives Awarded	6.00
*Performance calculation descriptions can be found in the FY 2016 RBWO PBP Measurements and Standards Guide.				

Child Protective Services Investigations and Dispositions

The following investigations data, which is not used for scoring but is considered significant to a provider's performance, is from Georgia SHINES and is not considered final or complete until the end of the fiscal year.

Total Reports:	0
Number Screened In:	0
Number Screened Out:	0
Number Substantiated:	0
Number Unsubstantiated:	0
Number Active CPS Investigations:	0



DHS, DFCS, Office of Provider Management
Performance-Based Placement Measures
RBWO Provider GA+SCORECARD - CCI



Report Quarter: Q1 FY2016

Provider/Program Name: Georgia Baptist Children's Home & Family Ministries - Meansville Campus (666) - CCI

1508 Hwy. 19 S., Meansville, GA 30256

Phone: 770-567-8987

Vendor ID# 35370

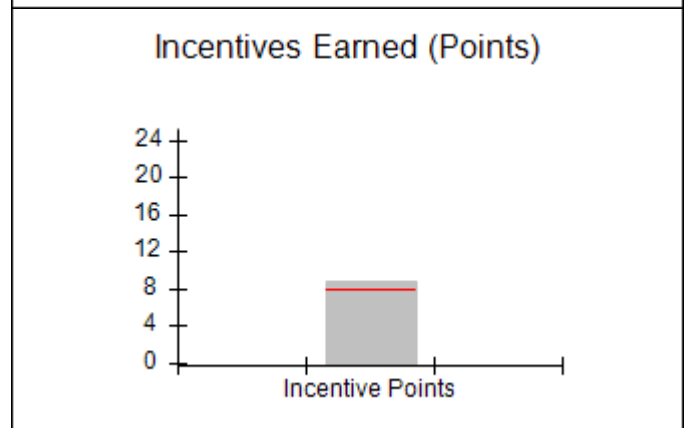
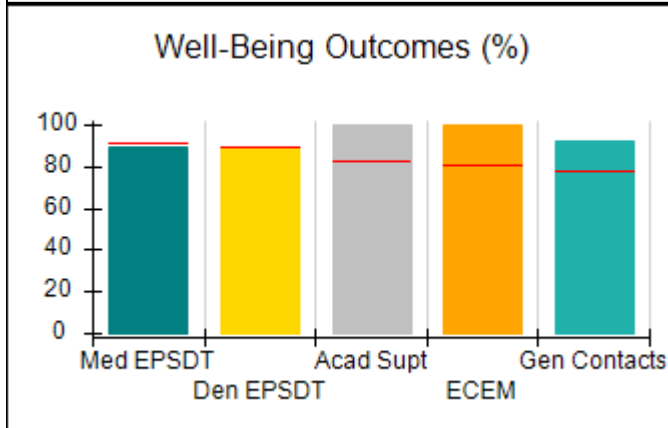
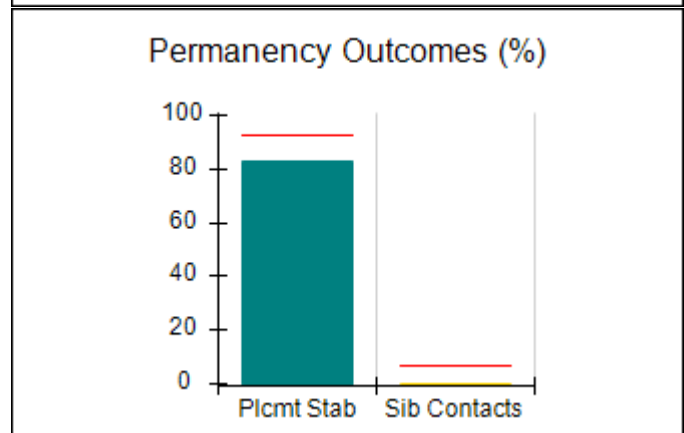
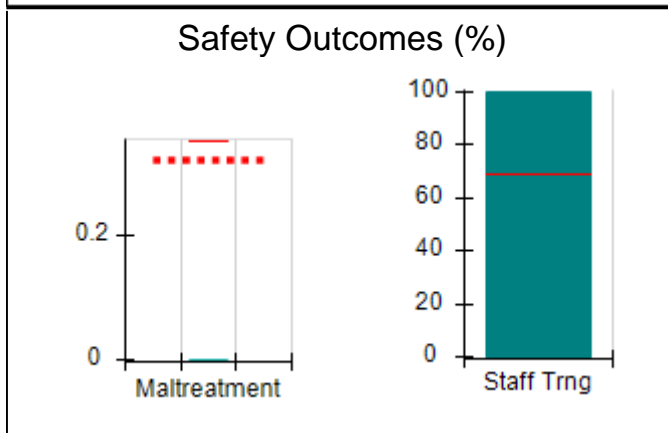
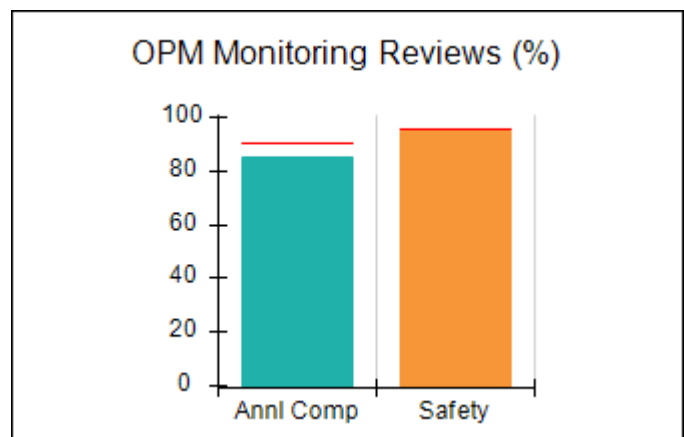
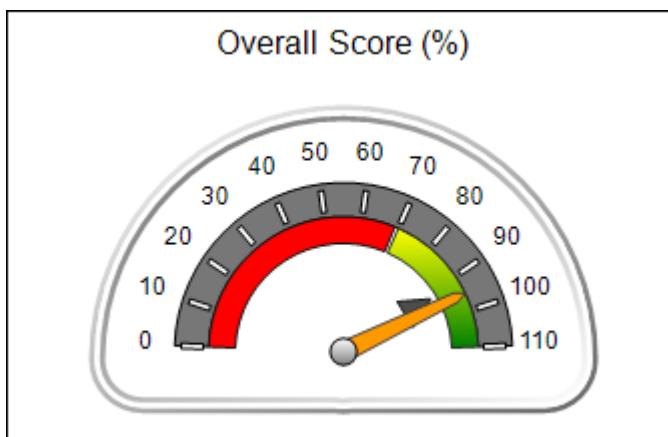
Quarterly Scores (Grades)		Current Quarter Score (Grade)
Q1: 95.21 (A)	Q2: 98.25 (A+)	95.21% (A)
Q3: 98.05 (A+)	Q4: 98.66 (A+)	

Program Census Information:	# Children in Care During Quarter: 12	# Placements During Quarter: 12	# Children in Care On Last Day: 9
-----------------------------	---------------------------------------	---------------------------------	-----------------------------------

Quarterly Provider Comparisons to All CCIs

■■■■■■■■ indicates MalTx Threshold

▼ ————— indicates average for all CCIs





DHS, DFCS, Office of Provider Management
Performance-Based Placement Measures
RBWO Provider GA+SCORECARD - CCI



Report Quarter: Q1 FY2016

Provider/Program Name: Georgia Baptist Children's Home & Family Ministries - Meansville Campus (666) - CCI				
1508 Hwy. 19 S., Meansville, GA 30256		Quarterly Scores (Grades)		Current Quarter Score (Grade)
Phone: 770-567-8987		Q1: 95.21 (A)	Q2: 98.25 (A+)	95.21%
Vendor ID# 35370		Q3: 98.05 (A+)	Q4: 98.66 (A+)	(A)
Program Census Information:		# Children in Care During Quarter: 12	# Placements During Quarter: 12	# Children in Care On Last Day: 9
	Avg Performance All CCIs (%)	Provider Performance (%)*	Possible Points (Weight)	Provider Points Earned
OPM Monitoring Reviews				
Annual Comprehensive Reviews	90%	85%	25	21.25
Safety Reviews	96%	95%	15	14.25
Monitoring Sub-Total			40	35.50
CCI Safety Outcomes				
Incidence of Maltreatment	0.35%	No Substantiated Reports	10	10.00
Staff Training	69%	100%	4	4.00
Safety Sub-Total			14	14.00
CCI Permanency Outcomes				
Placement Stability	93%	83%	15	12.45
Sibling Contacts	7%	0%	5	0.00
Permanency Sub-Total			20	12.45
CCI Well-Being Outcomes				
EPSDT Medical Visits	91%	89%	4	3.56
EPSDT Dental Visits	89%	89%	4	3.56
Academic Supports	82%	100%	4	4.00
Provider ECEM Visits	80%	100%	7	7.00
Provider General Contacts	77%	92%	7	6.44
Well-Being Sub-Total			26	24.56
*Performance calculation descriptions can be found in the FY 2016 RBWO PBP Measurements and Standards Guide.				

Monitoring & Outcomes: Possible Points = 100		Points Earned = 86.51	
Score Before Incentives Credit			86.51%
Incentives Awarded			8.70 pts
PBP Verification			N/A pts
Total Score			95.21%

Provider/Program Name: Georgia Baptist Children's Home & Family Ministries - Meansville Campus (666) - CCI



DHS, DFCS, Office of Provider Management
Performance-Based Placement Measures
RBWO Provider GA+SCORECARD - CCI



Report Quarter: Q1 FY2016

Program Census Information:		# Children in Care During Quarter: 12	# Placements During Quarter: 12	# Children in Care On Last Day: 9
CCI Incentive Credits	Avg Performance All CCIs (Points)	Provider Performance (%)*	Possible Points (Weight)	Provider Points Earned
Early EPSDT Medical Visits		50%	2	1.00
Early EPSDT Dental Visits		80%	2	1.60
Permanency Contacts		0%	5	0.00
Additional Academic Supports		5%	2	0.10
Active Agency Accreditation		50%	4	2.00
Staff Clinical Licensure		0%	5	0.00
Behavior Management (threshold = 0)		100%	4	4.00
Incentives Total	7.91		24	8.70
Maximum total combined incentive credit allowed is 10 points.			Incentives Awarded	8.70

*Performance calculation descriptions can be found in the FY 2016 RBWO PBP Measurements and Standards Guide.

Child Protective Services Investigations and Dispositions		
The following investigations data, which is not used for scoring but is considered significant to a provider's performance, is from Georgia SHINES and is not considered final or complete until the end of the fiscal year.		
Total Reports:	0	
Number Screened In:	0	
Number Screened Out:	0	
Number Substantiated:	0	
Number Unsubstantiated:	0	
Number Active CPS Investigations:	0	



DHS, DFCS, Office of Provider Management
Performance-Based Placement Measures
RBWO Provider GA+SCORECARD - CCI



Report Quarter: Q1 FY2016

Provider/Program Name: Georgia Baptist Children's Home & Family Ministries - Palmetto Campus (864) - CCI

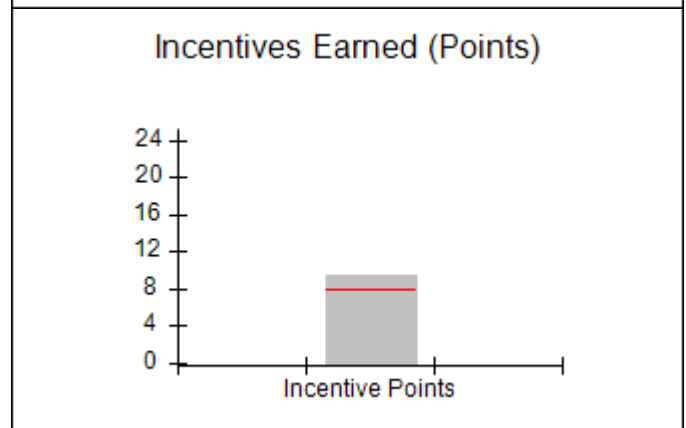
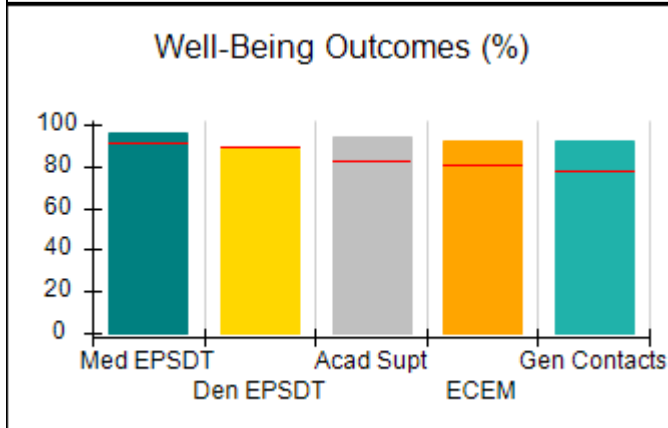
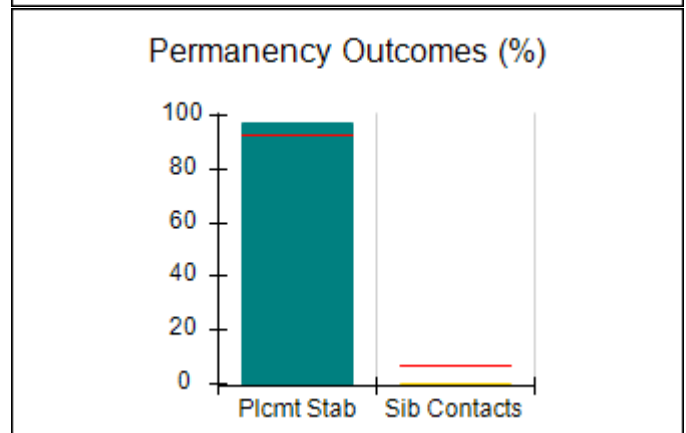
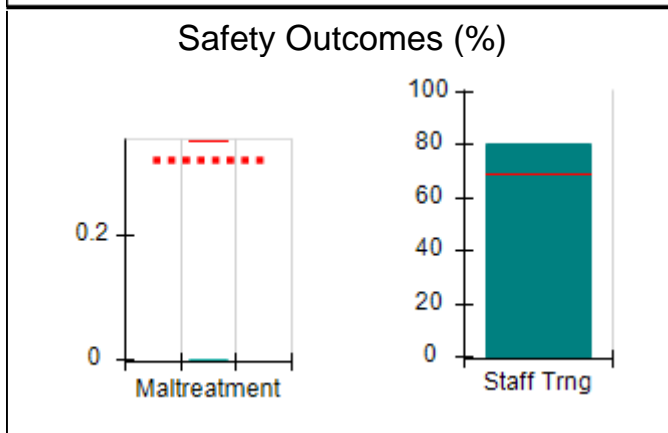
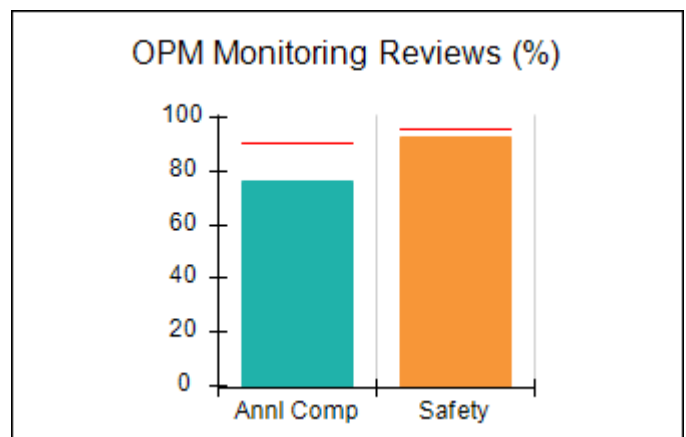
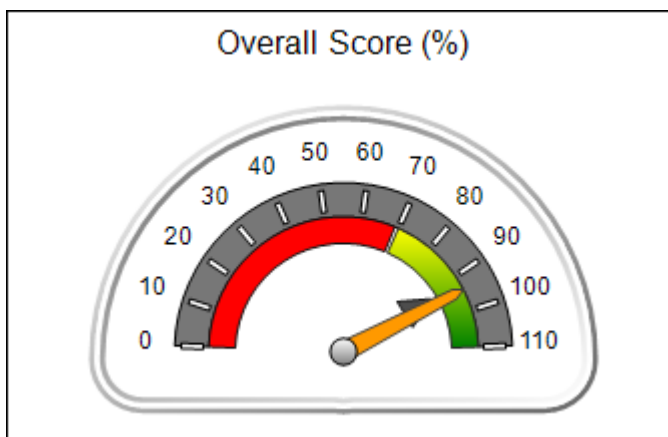
9250 Hutcheson Ferry Rd., Palmetto, GA 30268 Phone: 770-463-3344 Vendor ID# 35366	Quarterly Scores (Grades)		Current Quarter Score (Grade)
	Q1: 94.18 (A)	Q2: 93.34 (A-)	94.18%
	Q3: 92.98 (A-)	Q4: 97.36 (A+)	(A)

Program Census Information:	# Children in Care During Quarter: 38	# Placements During Quarter: 38	# Children in Care On Last Day: 22
------------------------------------	--	--	---

Quarterly Provider Comparisons to All CCIs

■■■■■■■■ indicates MalTx Threshold

▼ ————— indicates average for all CCIs





DHS, DFCS, Office of Provider Management
Performance-Based Placement Measures
RBWO Provider GA+SCORECARD - CCI



Report Quarter: Q1 FY2016

Provider/Program Name: Georgia Baptist Children's Home & Family Ministries - Palmetto Campus (864) - CCI

9250 Hutcheson Ferry Rd., Palmetto, GA 30268 Phone: 770-463-3344 Vendor ID# 35366	Quarterly Scores (Grades)		Current Quarter Score (Grade)
	Q1: 94.18 (A)	Q2: 93.34 (A-)	94.18%
	Q3: 92.98 (A-)	Q4: 97.36 (A+)	(A)

Program Census Information:	# Children in Care During Quarter: 38	# Placements During Quarter: 38	# Children in Care On Last Day: 22
------------------------------------	--	--	---

	Avg Performance All CCIs (%)	Provider Performance (%)*	Possible Points (Weight)	Provider Points Earned
--	-------------------------------------	----------------------------------	---------------------------------	-------------------------------

OPM Monitoring Reviews

Annual Comprehensive Reviews	90%	76%	25	19.08
Safety Reviews	96%	93%	15	13.90
Monitoring Sub-Total			40	32.99

CCI Safety Outcomes

Incidence of Maltreatment	0.35%	No Substantiated Reports	10	10.00
Staff Training	69%	80%	4	3.20
Safety Sub-Total			14	13.20

CCI Permanency Outcomes

Placement Stability	93%	97%	15	14.55
Sibling Contacts	7%	0%	5	0.00
Permanency Sub-Total			20	14.55

CCI Well-Being Outcomes

EPSDT Medical Visits	91%	96%	4	3.84
EPSDT Dental Visits	89%	88%	4	3.52
Academic Supports	82%	94%	4	3.76
Provider ECEM Visits	80%	92%	7	6.44
Provider General Contacts	77%	92%	7	6.44
Well-Being Sub-Total			26	24.00

*Performance calculation descriptions can be found in the FY 2016 RBWO PBP Measurements and Standards Guide.

Monitoring & Outcomes: Possible Points = 100		Points Earned = 84.74	
Score Before Incentives Credit		84.74%	
Incentives Awarded		9.44 pts	
PBP Verification		N/A pts	
Total Score		94.18%	

Provider/Program Name: Georgia Baptist Children's Home & Family Ministries - Palmetto Campus (864) - CCI



DHS, DFCS, Office of Provider Management
Performance-Based Placement Measures
RBWO Provider GA+SCORECARD - CCI



Report Quarter: Q1 FY2016

Program Census Information:		# Children in Care During Quarter: 38	# Placements During Quarter: 38	# Children in Care On Last Day: 22
CCI Incentive Credits	Avg Performance All CCIs (Points)	Provider Performance (%)*	Possible Points (Weight)	Provider Points Earned
Early EPSDT Medical Visits		83%	2	1.66
Early EPSDT Dental Visits		64%	2	1.28
Permanency Contacts		0%	5	0.00
Additional Academic Supports		0%	2	0.00
Active Agency Accreditation		50%	4	2.00
Staff Clinical Licensure		10%	5	0.50
Behavior Management (threshold = 0)		100%	4	4.00
Incentives Total	7.91		24	9.44
Maximum total combined incentive credit allowed is 10 points.			Incentives Awarded	9.44

*Performance calculation descriptions can be found in the FY 2016 RBWO PBP Measurements and Standards Guide.

Child Protective Services Investigations and Dispositions		
The following investigations data, which is not used for scoring but is considered significant to a provider's performance, is from Georgia SHINES and is not considered final or complete until the end of the fiscal year.		
Total Reports:	0	
Number Screened In:	0	
Number Screened Out:	0	
Number Substantiated:	0	
Number Unsubstantiated:	0	
Number Active CPS Investigations:	0	



DHS, DFCS, Office of Provider Management
Performance-Based Placement Measures
RBWO Provider GA+SCORECARD - CCI



Report Quarter: Q1 FY2016

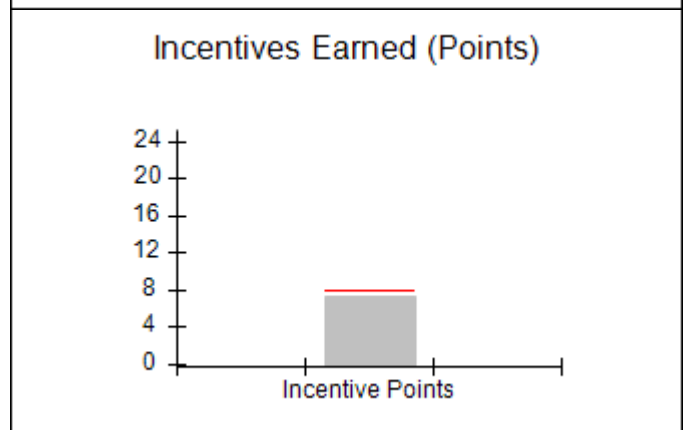
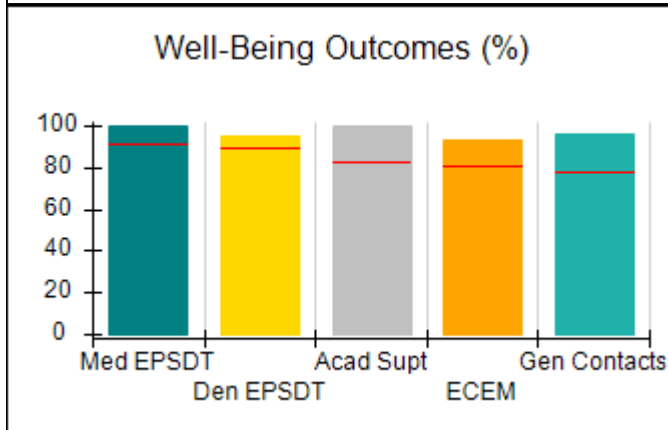
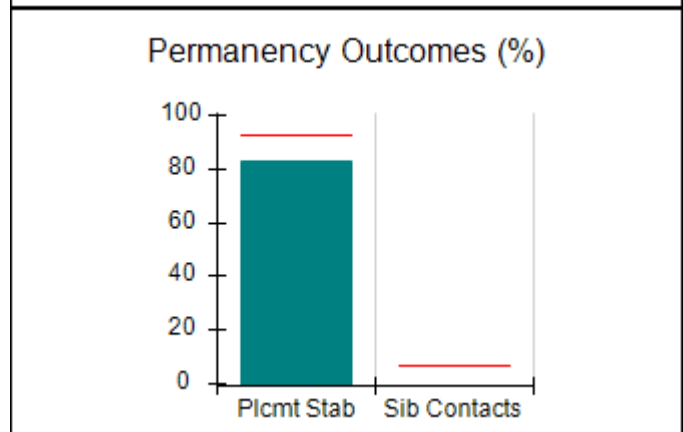
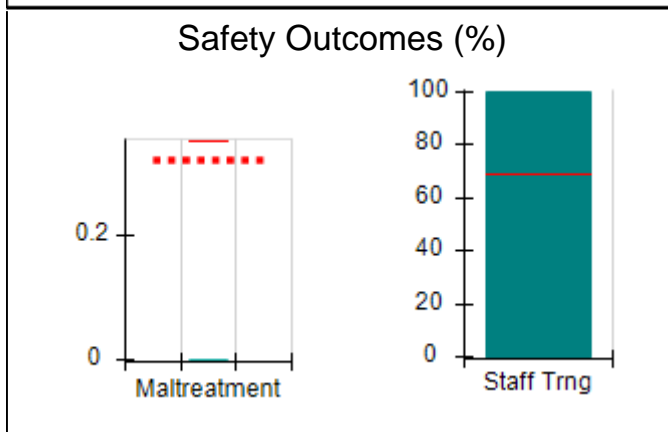
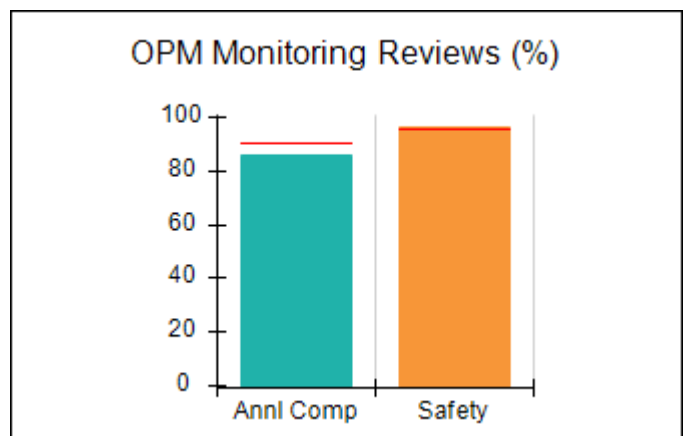
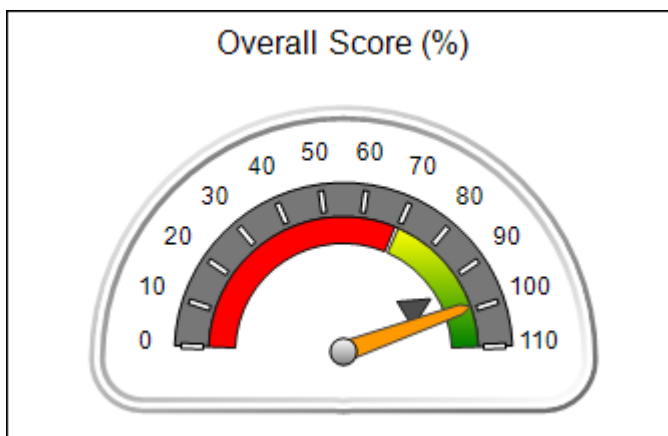
Provider/Program Name: Georgia Sheriff's Youth Home - dba Boys Ranch (676) - CCI

5671 Hwy 122 E., Hahira, GA 31632 Phone: 229-794-2606 Vendor ID# 35379	Quarterly Scores (Grades)		Current Quarter Score (Grade)
	Q1: 98.92 (A+)	Q2: 106.19 (A+)	98.92% (A+)
	Q3: 99.39 (A+)	Q4: 104.13 (A+)	
Program Census Information:	# Children in Care During Quarter: 24	# Placements During Quarter: 24	# Children in Care On Last Day: 17

Quarterly Provider Comparisons to All CCIs

■■■■■■■■ indicates MalTx Threshold

▼ ————— indicates average for all CCIs





DHS, DFCS, Office of Provider Management
Performance-Based Placement Measures
RBWO Provider GA+SCORECARD - CCI
Report Quarter: Q1 FY2016



Provider/Program Name: Georgia Sheriff's Youth Home - dba Boys Ranch (676) - CCI				
5671 Hwy 122 E., Hahira, GA 31632 Phone: 229-794-2606 Vendor ID# 35379		Quarterly Scores (Grades)		Current Quarter Score (Grade)
		Q1: 98.92 (A+)	Q2: 106.19 (A+)	98.92%
		Q3: 99.39 (A+)	Q4: 104.13 (A+)	(A+)
Program Census Information:		# Children in Care During Quarter: 24	# Placements During Quarter: 24	# Children in Care On Last Day: 17
	Avg Performance All CCIs (%)	Provider Performance (%)*	Possible Points (Weight)	Provider Points Earned
OPM Monitoring Reviews				
Annual Comprehensive Reviews	90%	86%	25	21.42
Safety Reviews	96%	97%	15	14.54
Monitoring Sub-Total			40	35.95
CCI Safety Outcomes				
Incidence of Maltreatment	0.35%	No Substantiated Reports	10	10.00
Staff Training	69%	100%	4	4.00
Safety Sub-Total			14	14.00
CCI Permanency Outcomes				
Placement Stability	93%	83%	20	16.60
Sibling Contacts	7%	None Planned		
Permanency Sub-Total			20	16.60
CCI Well-Being Outcomes				
EPSDT Medical Visits	91%	100%	4	4.00
EPSDT Dental Visits	89%	95%	4	3.80
Academic Supports	82%	100%	4	4.00
Provider ECEM Visits	80%	93%	7	6.51
Provider General Contacts	77%	96%	7	6.72
Well-Being Sub-Total			26	25.03
*Performance calculation descriptions can be found in the FY 2016 RBWO PBP Measurements and Standards Guide.				

Monitoring & Outcomes: Possible Points = 100	Points Earned = 91.58
Score Before Incentives Credit	91.58%
Incentives Awarded	7.34 pts
PBP Verification	N/A pts
Total Score	98.92%

Provider/Program Name: Georgia Sheriff's Youth Home - dba Boys Ranch (676) - CCI



DHS, DFCS, Office of Provider Management
Performance-Based Placement Measures
RBWO Provider GA+SCORECARD - CCI



Report Quarter: Q1 FY2016

Program Census Information:		# Children in Care During Quarter: 24	# Placements During Quarter: 24	# Children in Care On Last Day: 17
CCI Incentive Credits	Avg Performance All CCIs (Points)	Provider Performance (%)*	Possible Points (Weight)	Provider Points Earned
Early EPSDT Medical Visits		Not Eligible	2	
Early EPSDT Dental Visits		83%	2	1.66
Permanency Contacts		None Planned	5	
Additional Academic Supports		59%	2	1.18
Active Agency Accreditation		0%	4	0.00
Staff Clinical Licensure		10%	5	0.50
Behavior Management (threshold = 0)		100%	4	4.00
Incentives Total	7.91		24	7.34
Maximum total combined incentive credit allowed is 10 points.			Incentives Awarded	7.34

*Performance calculation descriptions can be found in the FY 2016 RBWO PBP Measurements and Standards Guide.

Child Protective Services Investigations and Dispositions		
The following investigations data, which is not used for scoring but is considered significant to a provider's performance, is from Georgia SHINES and is not considered final or complete until the end of the fiscal year.		
Total Reports:	1	
Number Screened In:	0	
Number Screened Out:	1	
Number Substantiated:	0	
Number Unsubstantiated:	0	
Number Active CPS Investigations:	0	



DHS, DFCS, Office of Provider Management
Performance-Based Placement Measures
RBWO Provider GA+SCORECARD - CCI



Report Quarter: Q1 FY2016

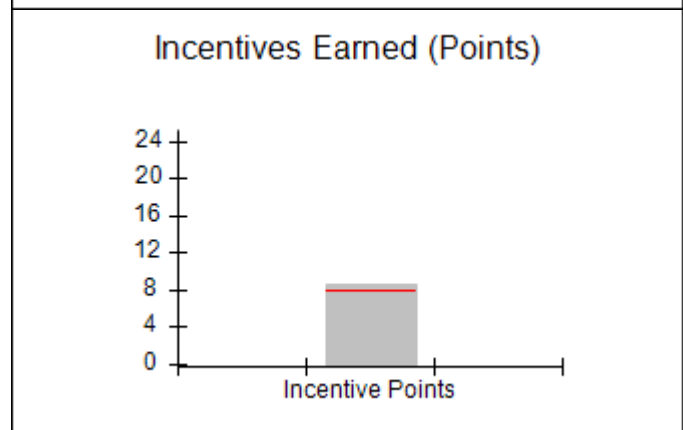
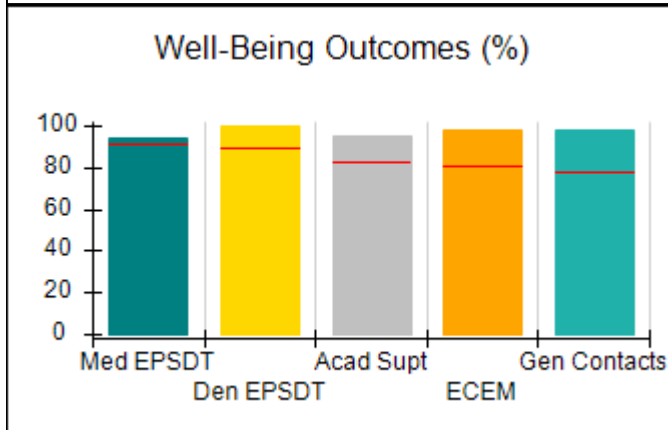
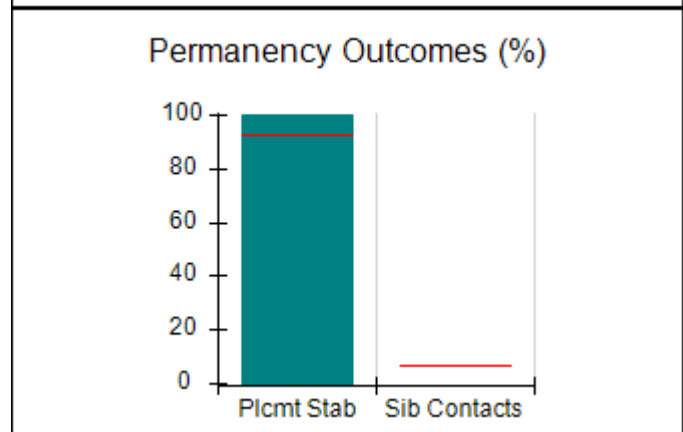
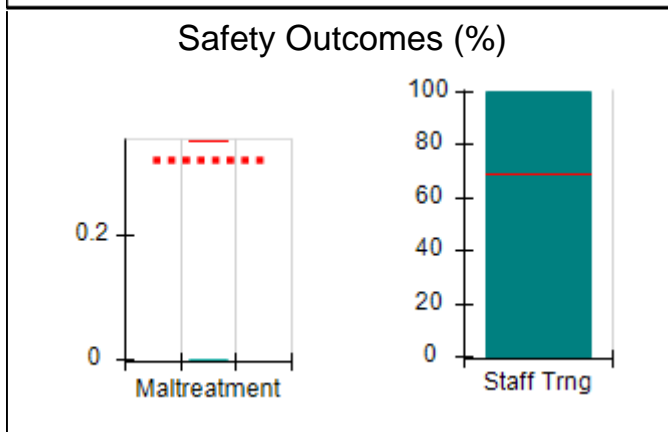
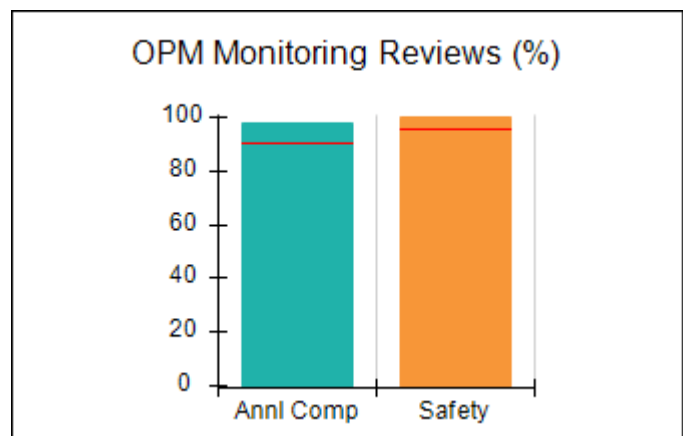
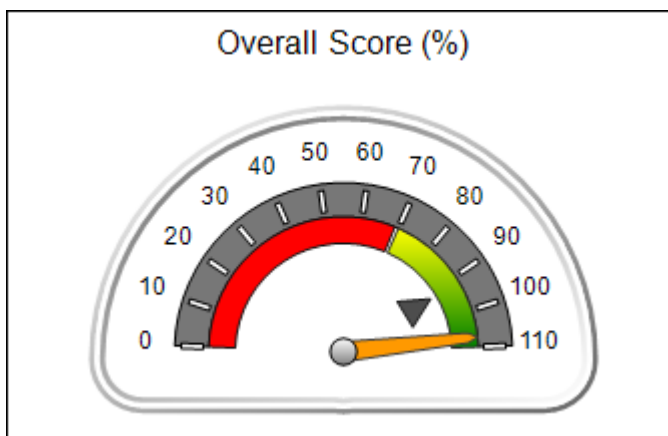
Provider/Program Name: Georgia Sheriff's Youth Home - dba Cherokee Estate (677) - CCI

850 Cherokee Estate Rd., Dalton, GA 30721 Phone: 706-259-8581 Vendor ID# 35382	Quarterly Scores (Grades)		Current Quarter Score (Grade)
	Q1: 107.32 (A+)	Q2: 105.65 (A+)	107.32% (A+)
	Q3: 105.66 (A+)	Q4: 95.20 (A)	
Program Census Information:	# Children in Care During Quarter: 23	# Placements During Quarter: 23	# Children in Care On Last Day: 15

Quarterly Provider Comparisons to All CCIs

■■■■■■■■ indicates MalTx Threshold

▼ ————— indicates average for all CCIs





DHS, DFCS, Office of Provider Management
Performance-Based Placement Measures
RBWO Provider GA+SCORECARD - CCI
Report Quarter: Q1 FY2016



Provider/Program Name: Georgia Sheriff's Youth Home - dba Cherokee Estate (677) - CCI

850 Cherokee Estate Rd., Dalton, GA 30721 Phone: 706-259-8581 Vendor ID# 35382	Quarterly Scores (Grades)		Current Quarter Score (Grade)
	Q1: 107.32 (A+)	Q2: 105.65 (A+)	107.32%
	Q3: 105.66 (A+)	Q4: 95.20 (A)	(A+)

Program Census Information:	# Children in Care During Quarter: 23	# Placements During Quarter: 23	# Children in Care On Last Day: 15
-----------------------------	---------------------------------------	---------------------------------	------------------------------------

	Avg Performance All CCIs (%)	Provider Performance (%)*	Possible Points (Weight)	Provider Points Earned
--	-------------------------------------	----------------------------------	---------------------------------	-------------------------------

OPM Monitoring Reviews

Annual Comprehensive Reviews	90%	98%	25	24.50
Safety Reviews	96%	100%	15	15.00
Monitoring Sub-Total			40	39.50

CCI Safety Outcomes

Incidence of Maltreatment	0.35%	No Substantiated Reports	10	10.00
Staff Training	69%	100%	4	4.00
Safety Sub-Total			14	14.00

CCI Permanency Outcomes

Placement Stability	93%	100%	20	20.00
Sibling Contacts	7%	None Planned		
Permanency Sub-Total			20	20.00

CCI Well-Being Outcomes

EPSDT Medical Visits	91%	94%	4	3.76
EPSDT Dental Visits	89%	100%	4	4.00
Academic Supports	82%	95%	4	3.80
Provider ECEM Visits	80%	98%	7	6.86
Provider General Contacts	77%	98%	7	6.86
Well-Being Sub-Total			26	25.28

*Performance calculation descriptions can be found in the FY 2016 RBWO PBP Measurements and Standards Guide.

Monitoring & Outcomes: Possible Points = 100		Points Earned = 98.78	
Score Before Incentives Credit		98.78%	
Incentives Awarded		8.54 pts	
PBP Verification		N/A pts	
Total Score		107.32%	

Provider/Program Name: Georgia Sheriff's Youth Home - dba Cherokee Estate (677) - CCI



DHS, DFCS, Office of Provider Management
Performance-Based Placement Measures
RBWO Provider GA+SCORECARD - CCI



Report Quarter: Q1 FY2016

Program Census Information:		# Children in Care During Quarter: 23	# Placements During Quarter: 23	# Children in Care On Last Day: 15
CCI Incentive Credits	Avg Performance All CCIs (Points)	Provider Performance (%)*	Possible Points (Weight)	Provider Points Earned
Early EPSDT Medical Visits		86%	2	1.72
Early EPSDT Dental Visits		100%	2	2.00
Permanency Contacts		None Planned	5	
Additional Academic Supports		41%	2	0.82
Active Agency Accreditation		0%	4	0.00
Staff Clinical Licensure		0%	5	0.00
Behavior Management (threshold = 0)		100%	4	4.00
Incentives Total	7.91		24	8.54
Maximum total combined incentive credit allowed is 10 points.			Incentives Awarded	8.54

*Performance calculation descriptions can be found in the FY 2016 RBWO PBP Measurements and Standards Guide.

Child Protective Services Investigations and Dispositions		
The following investigations data, which is not used for scoring but is considered significant to a provider's performance, is from Georgia SHINES and is not considered final or complete until the end of the fiscal year.		
Total Reports:	0	
Number Screened In:	0	
Number Screened Out:	0	
Number Substantiated:	0	
Number Unsubstantiated:	0	
Number Active CPS Investigations:	0	



DHS, DFCS, Office of Provider Management
Performance-Based Placement Measures
RBWO Provider GA+SCORECARD - CCI



Report Quarter: Q1 FY2016

Provider/Program Name: Georgia Sheriff's Youth Home - dba Herrington Homes (678) - CCI

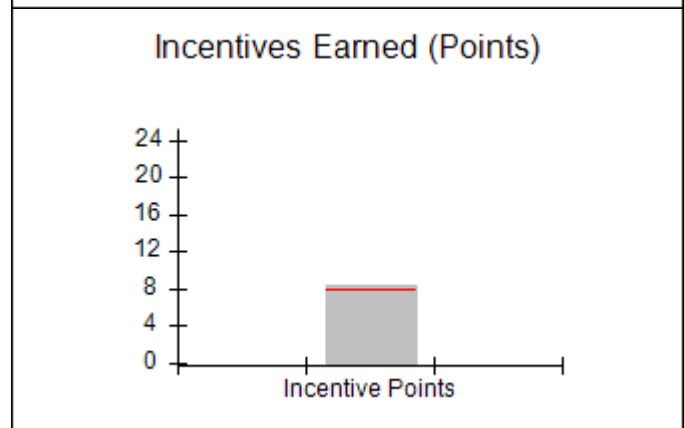
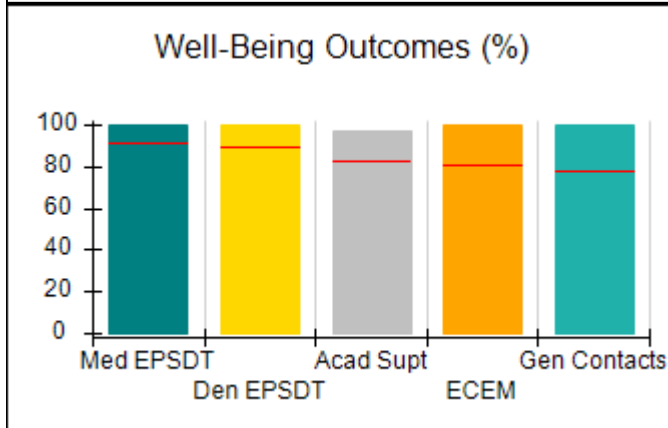
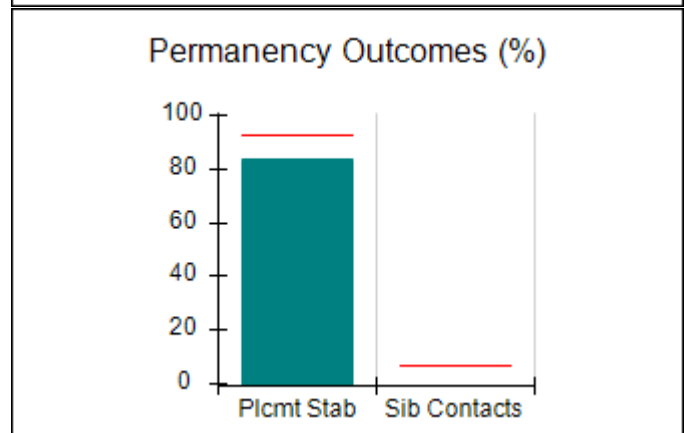
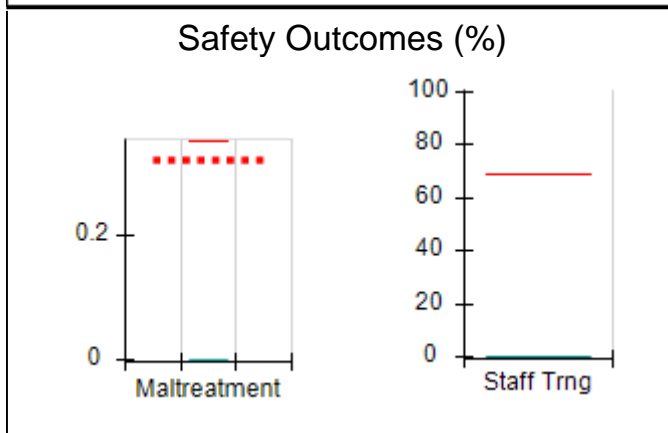
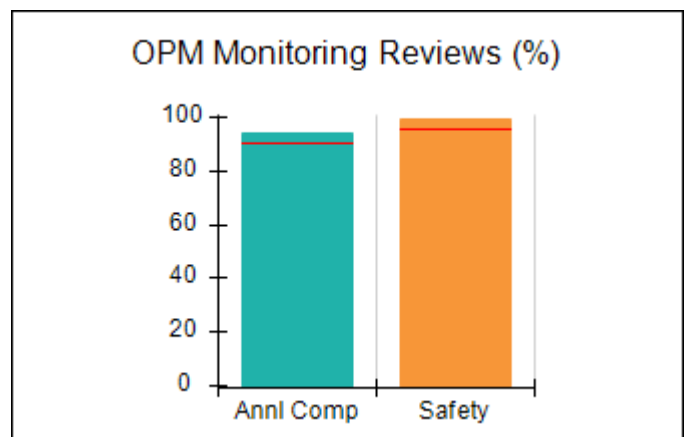
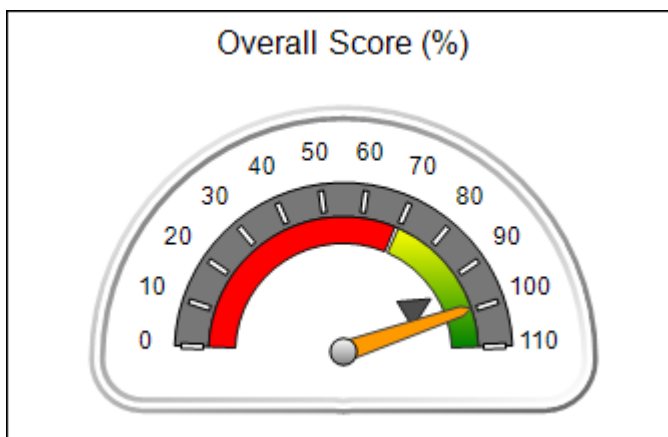
8109 Hwy. 297, Nunez, GA 30448 Phone: 912-562-3968 Vendor ID# 35380	Quarterly Scores (Grades)		Current Quarter Score (Grade)
	Q1: 99.47 (A+)	Q2: 105.15 (A+)	99.47%
	Q3: 104.37 (A+)	Q4: 105.31 (A+)	(A+)

Program Census Information:	# Children in Care During Quarter: 19	# Placements During Quarter: 19	# Children in Care On Last Day: 14
------------------------------------	--	--	---

Quarterly Provider Comparisons to All CCIs

■■■■■■■■ indicates MalTx Threshold

▼ ————— indicates average for all CCIs





DHS, DFCS, Office of Provider Management
Performance-Based Placement Measures
RBWO Provider GA+SCORECARD - CCI



Report Quarter: Q1 FY2016

Provider/Program Name: Georgia Sheriff's Youth Home - dba Herrington Homes (678) - CCI				
8109 Hwy. 297, Nunez, GA 30448		Quarterly Scores (Grades)		Current Quarter Score (Grade)
Phone: 912-562-3968		Q1: 99.47 (A+)	Q2: 105.15 (A+)	99.47%
Vendor ID# 35380		Q3: 104.37 (A+)	Q4: 105.31 (A+)	(A+)
Program Census Information:		# Children in Care During Quarter: 19	# Placements During Quarter: 19	# Children in Care On Last Day: 14
	Avg Performance All CCIs (%)	Provider Performance (%)*	Possible Points (Weight)	Provider Points Earned
OPM Monitoring Reviews				
Annual Comprehensive Reviews	90%	94%	25	23.53
Safety Reviews	96%	100%	15	14.94
Monitoring Sub-Total			40	38.47
CCI Safety Outcomes				
Incidence of Maltreatment	0.35%	No Substantiated Reports	10	10.00
Staff Training	69%	0%	4	0.00
Safety Sub-Total			14	10.00
CCI Permanency Outcomes				
Placement Stability	93%	84%	20	16.80
Sibling Contacts	7%	None Planned		
Permanency Sub-Total			20	16.80
CCI Well-Being Outcomes				
EPSDT Medical Visits	91%	100%	4	4.00
EPSDT Dental Visits	89%	100%	4	4.00
Academic Supports	82%	97%	4	3.88
Provider ECEM Visits	80%	100%	7	7.00
Provider General Contacts	77%	100%	7	7.00
Well-Being Sub-Total			26	25.88
*Performance calculation descriptions can be found in the FY 2016 RBWO PBP Measurements and Standards Guide.				

Monitoring & Outcomes: Possible Points = 100		Points Earned = 91.15	
Score Before Incentives Credit			91.15%
Incentives Awarded			8.32 pts
PBP Verification			N/A pts
Total Score			99.47%

Provider/Program Name: Georgia Sheriff's Youth Home - dba Herrington Homes (678) - CCI



DHS, DFCS, Office of Provider Management
Performance-Based Placement Measures
RBWO Provider GA+SCORECARD - CCI



Report Quarter: Q1 FY2016

Program Census Information:		# Children in Care During Quarter: 19	# Placements During Quarter: 19	# Children in Care On Last Day: 14
CCI Incentive Credits	Avg Performance All CCIs (Points)	Provider Performance (%)*	Possible Points (Weight)	Provider Points Earned
Early EPSDT Medical Visits		100%	2	2.00
Early EPSDT Dental Visits		78%	2	1.56
Permanency Contacts		None Planned	5	
Additional Academic Supports		38%	2	0.76
Active Agency Accreditation		0%	4	0.00
Staff Clinical Licensure		0%	5	0.00
Behavior Management (threshold = 0)		100%	4	4.00
Incentives Total	7.91		24	8.32
Maximum total combined incentive credit allowed is 10 points.			Incentives Awarded	8.32

*Performance calculation descriptions can be found in the FY 2016 RBWO PBP Measurements and Standards Guide.

Child Protective Services Investigations and Dispositions		
The following investigations data, which is not used for scoring but is considered significant to a provider's performance, is from Georgia SHINES and is not considered final or complete until the end of the fiscal year.		
Total Reports:	0	
Number Screened In:	0	
Number Screened Out:	0	
Number Substantiated:	0	
Number Unsubstantiated:	0	
Number Active CPS Investigations:	0	



DHS, DFCS, Office of Provider Management
Performance-Based Placement Measures
RBWO Provider GA+SCORECARD - CCI
Report Quarter: Q1 FY2016



Provider/Program Name: Georgia Sheriff's Youth Home - dba Mountainview (963) - CCI

716 Jackson Lake Road, Chatsworth, GA 30705

Phone: 706 695-2100

Vendor ID# 35383

Quarterly Scores (Grades)

Q1: 104.53 (A+)

Q2: 106.05 (A+)

Q3: 108.79 (A+)

Q4: 105.15 (A+)

Current Quarter Score (Grade)

104.53%

(A+)

Program Census Information:

Children in Care During Quarter: 5

Placements During Quarter: 5

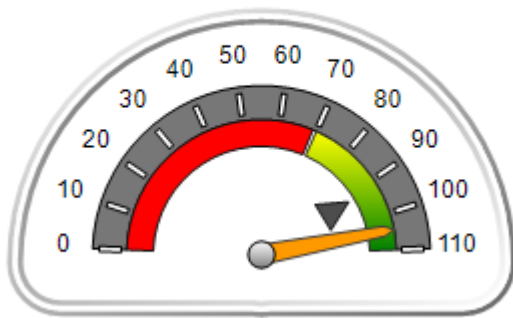
Children in Care On Last Day: 4

Quarterly Provider Comparisons to All CCIs

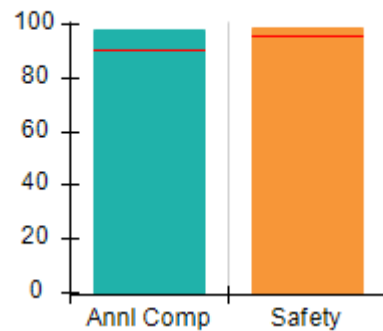
■■■■■■■■ indicates MalTx Threshold

▼ — indicates average for all CCIs

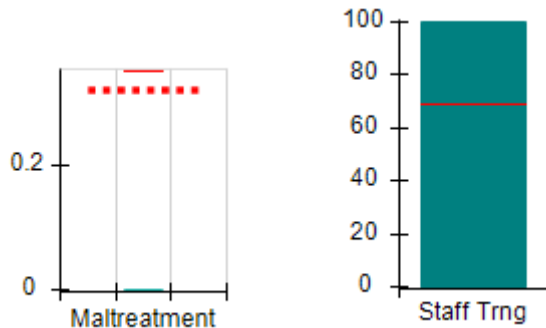
Overall Score (%)



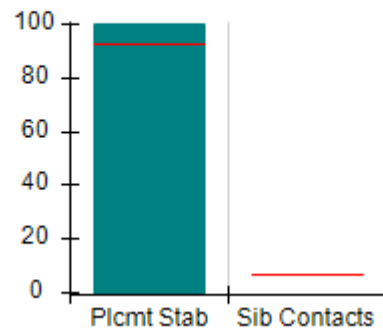
OPM Monitoring Reviews (%)



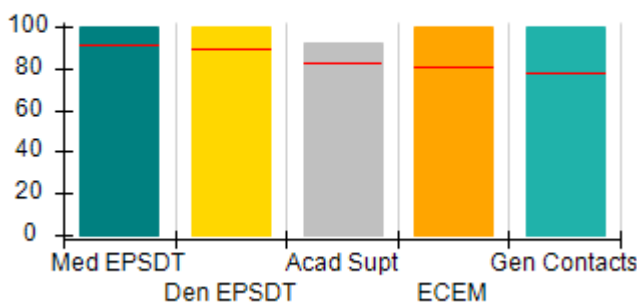
Safety Outcomes (%)



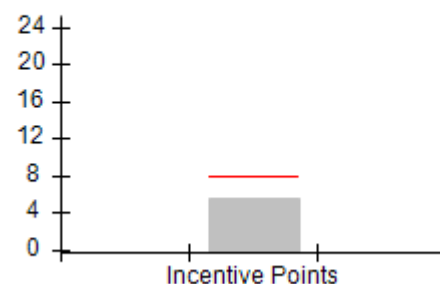
Permanency Outcomes (%)



Well-Being Outcomes (%)



Incentives Earned (Points)





DHS, DFCS, Office of Provider Management
Performance-Based Placement Measures
RBWO Provider GA+SCORECARD - CCI
 Report Quarter: Q1 FY2016



Provider/Program Name: Georgia Sheriff's Youth Home - dba Mountainview (963) - CCI

716 Jackson Lake Road, Chatsworth, GA 30705 Phone: 706 695-2100 Vendor ID# 35383	Quarterly Scores (Grades)		Current Quarter Score (Grade)
	Q1: 104.53 (A+)	Q2: 106.05 (A+)	104.53% (A+)
	Q3: 108.79 (A+)	Q4: 105.15 (A+)	

Program Census Information:	# Children in Care During Quarter: 5	# Placements During Quarter: 5	# Children in Care On Last Day: 4
-----------------------------	--------------------------------------	--------------------------------	-----------------------------------

	Avg Performance All CCIs (%)	Provider Performance (%)*	Possible Points (Weight)	Provider Points Earned
--	------------------------------	---------------------------	--------------------------	------------------------

OPM Monitoring Reviews

Annual Comprehensive Reviews	90%	98%	25	24.50
Safety Reviews	96%	99%	15	14.85
Monitoring Sub-Total			40	39.35

CCI Safety Outcomes

Incidence of Maltreatment	0.35%	No Substantiated Reports	10	10.00
Staff Training	69%	100%	4	4.00
Safety Sub-Total			14	14.00

CCI Permanency Outcomes

Placement Stability	93%	100%	20	20.00
Sibling Contacts	7%	None Planned		
Permanency Sub-Total			20	20.00

CCI Well-Being Outcomes

EPSDT Medical Visits	91%	100%	4	4.00
EPSDT Dental Visits	89%	100%	4	4.00
Academic Supports	82%	92%	4	3.68
Provider ECEM Visits	80%	100%	7	7.00
Provider General Contacts	77%	100%	7	7.00
Well-Being Sub-Total			26	25.68

*Performance calculation descriptions can be found in the FY 2016 RBWO PBP Measurements and Standards Guide.

Monitoring & Outcomes: Possible Points = 100		Points Earned = 99.03	
Score Before Incentives Credit			99.03%
Incentives Awarded			5.50 pts
PBP Verification			N/A pts
Total Score			104.53%

Provider/Program Name: Georgia Sheriff's Youth Home - dba Mountainview (963) - CCI



DHS, DFCS, Office of Provider Management
Performance-Based Placement Measures
RBWO Provider GA+SCORECARD - CCI



Report Quarter: Q1 FY2016

Program Census Information:		# Children in Care During Quarter: 5	# Placements During Quarter: 5	# Children in Care On Last Day: 4
CCI Incentive Credits	Avg Performance All CCIs (Points)	Provider Performance (%)*	Possible Points (Weight)	Provider Points Earned
Early EPSDT Medical Visits		Not Eligible	2	
Early EPSDT Dental Visits		75%	2	1.50
Permanency Contacts		None Planned	5	
Additional Academic Supports		0%	2	0.00
Active Agency Accreditation		0%	4	0.00
Staff Clinical Licensure		0%	5	0.00
Behavior Management (threshold = 0)		100%	4	4.00
Incentives Total	7.91		24	5.50
Maximum total combined incentive credit allowed is 10 points.			Incentives Awarded	5.50

*Performance calculation descriptions can be found in the FY 2016 RBWO PBP Measurements and Standards Guide.

Child Protective Services Investigations and Dispositions		
The following investigations data, which is not used for scoring but is considered significant to a provider's performance, is from Georgia SHINES and is not considered final or complete until the end of the fiscal year.		
Total Reports:	0	
Number Screened In:	0	
Number Screened Out:	0	
Number Substantiated:	0	
Number Unsubstantiated:	0	
Number Active CPS Investigations:	0	



DHS, DFCS, Office of Provider Management
Performance-Based Placement Measures
RBWO Provider GA+SCORECARD - CCI



Report Quarter: Q1 FY2016

Provider/Program Name: Georgia Sheriff's Youth Home - dba Pineland (679) - CCI

2048 Young's Mill Rd., LaGrange, GA 30241

Phone: 706-845-9771

Vendor ID# 35381

Quarterly Scores (Grades)

Current Quarter Score (Grade)

Q1: 104.80 (A+)

Q2: 109.88 (A+)

104.80%

Q3: 101.09 (A+)

Q4: 102.18 (A+)

(A+)

Program Census Information:

Children in Care During
Quarter: 10

Placements During
Quarter: 11

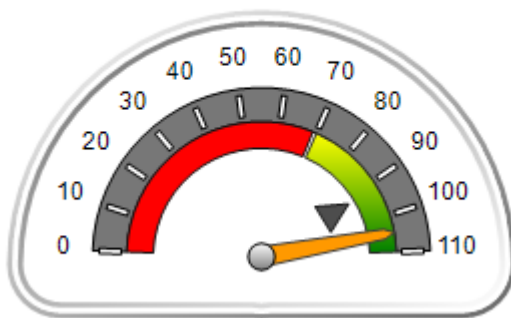
Children in Care On Last
Day: 4

Quarterly Provider Comparisons to All CCIs

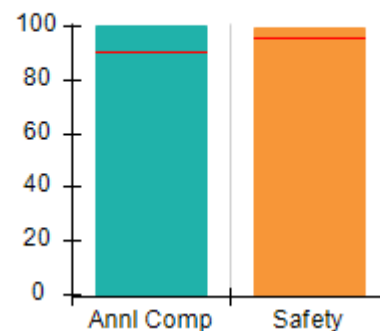
■■■■■■■■ indicates MalTx Threshold

▼ ————— indicates average for all CCIs

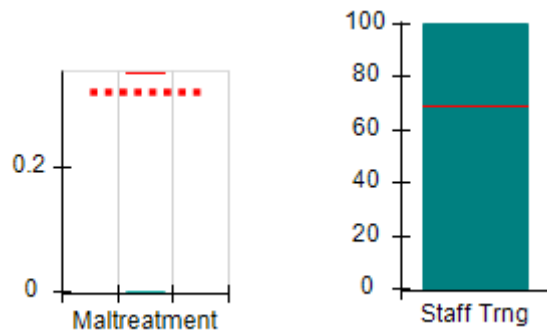
Overall Score (%)



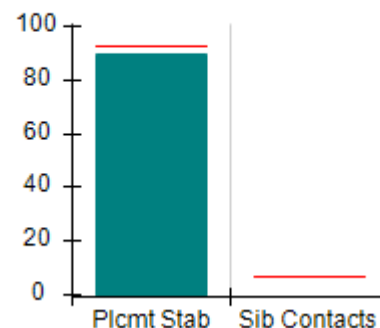
OPM Monitoring Reviews (%)



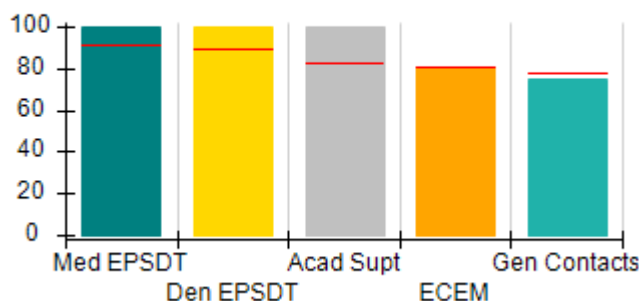
Safety Outcomes (%)



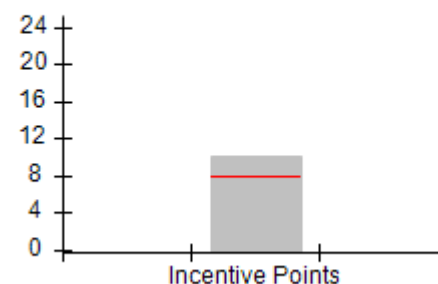
Permanency Outcomes (%)



Well-Being Outcomes (%)



Incentives Earned (Points)





DHS, DFCS, Office of Provider Management
Performance-Based Placement Measures
RBWO Provider GA+SCORECARD - CCI
Report Quarter: Q1 FY2016



Provider/Program Name: Georgia Sheriff's Youth Home - dba Pineland (679) - CCI				
2048 Young's Mill Rd., LaGrange, GA 30241		Quarterly Scores (Grades)		Current Quarter Score (Grade)
Phone: 706-845-9771		Q1: 104.80 (A+)	Q2: 109.88 (A+)	104.80% (A+)
Vendor ID# 35381		Q3: 101.09 (A+)	Q4: 102.18 (A+)	
Program Census Information:		# Children in Care During Quarter: 10	# Placements During Quarter: 11	# Children in Care On Last Day: 4
	Avg Performance All CCIs (%)	Provider Performance (%)*	Possible Points (Weight)	Provider Points Earned
OPM Monitoring Reviews				
Annual Comprehensive Reviews	90%	100%	25	25.00
Safety Reviews	96%	99%	15	14.88
Monitoring Sub-Total			40	39.88
CCI Safety Outcomes				
Incidence of Maltreatment	0.35%	No Substantiated Reports	10	10.00
Staff Training	69%	100%	4	4.00
Safety Sub-Total			14	14.00
CCI Permanency Outcomes				
Placement Stability	93%	90%	20	18.00
Sibling Contacts	7%	None Planned		
Permanency Sub-Total			20	18.00
CCI Well-Being Outcomes				
EPSDT Medical Visits	91%	100%	4	4.00
EPSDT Dental Visits	89%	100%	4	4.00
Academic Supports	82%	100%	4	4.00
Provider ECEM Visits	80%	81%	7	5.67
Provider General Contacts	77%	75%	7	5.25
Well-Being Sub-Total			26	22.92
*Performance calculation descriptions can be found in the FY 2016 RBWO PBP Measurements and Standards Guide.				

Monitoring & Outcomes: Possible Points = 100	Points Earned = 94.80
Score Before Incentives Credit	94.80%
Incentives Awarded	10.00 pts
PBP Verification	N/A pts
Total Score	104.80%

Provider/Program Name: Georgia Sheriff's Youth Home - dba Pineland (679) - CCI



DHS, DFCS, Office of Provider Management
Performance-Based Placement Measures
RBWO Provider GA+SCORECARD - CCI



Report Quarter: Q1 FY2016

Program Census Information:		# Children in Care During Quarter: 10	# Placements During Quarter: 11	# Children in Care On Last Day: 4
CCI Incentive Credits	Avg Performance All CCIs (Points)	Provider Performance (%)*	Possible Points (Weight)	Provider Points Earned
Early EPSDT Medical Visits		100%	2	2.00
Early EPSDT Dental Visits		100%	2	2.00
Permanency Contacts		None Planned	5	
Additional Academic Supports		100%	2	2.00
Active Agency Accreditation		0%	4	0.00
Staff Clinical Licensure		0%	5	0.00
Behavior Management (threshold = 0)		100%	4	4.00
Incentives Total	7.91		24	10.00
Maximum total combined incentive credit allowed is 10 points.			Incentives Awarded	10.00
*Performance calculation descriptions can be found in the FY 2016 RBWO PBP Measurements and Standards Guide.				

Child Protective Services Investigations and Dispositions		
The following investigations data, which is not used for scoring but is considered significant to a provider's performance, is from Georgia SHINES and is not considered final or complete until the end of the fiscal year.		
Total Reports:	0	
Number Screened In:	0	
Number Screened Out:	0	
Number Substantiated:	0	
Number Unsubstantiated:	0	
Number Active CPS Investigations:	0	



DHS, DFCS, Office of Provider Management
Performance-Based Placement Measures
RBWO Provider GA+SCORECARD - CCI

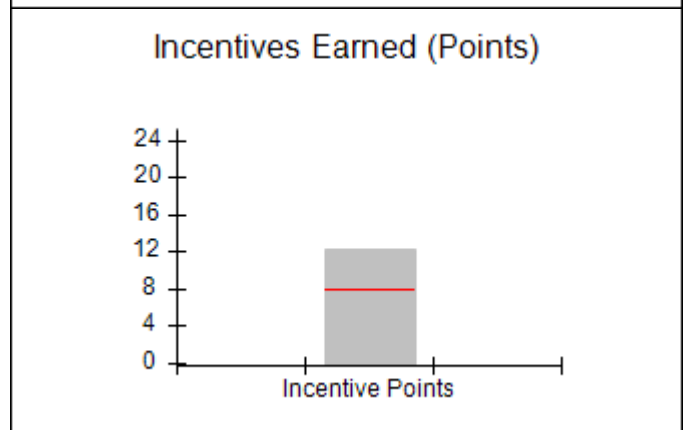
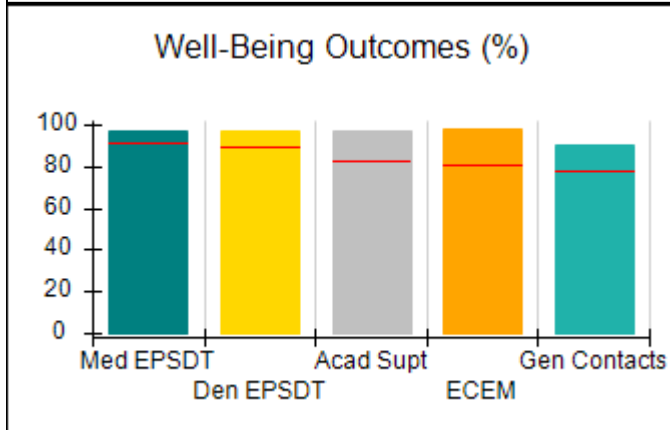
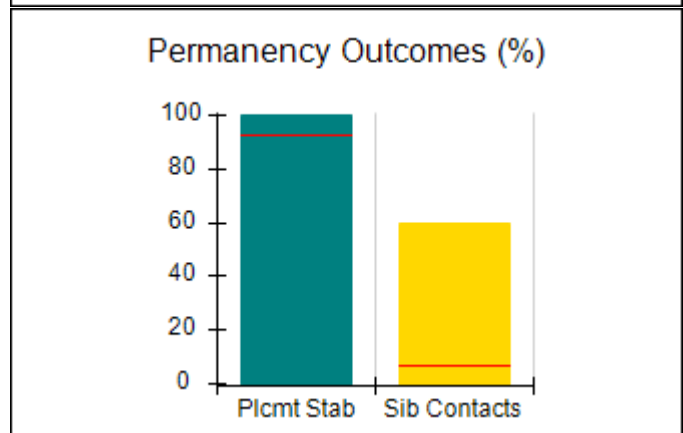
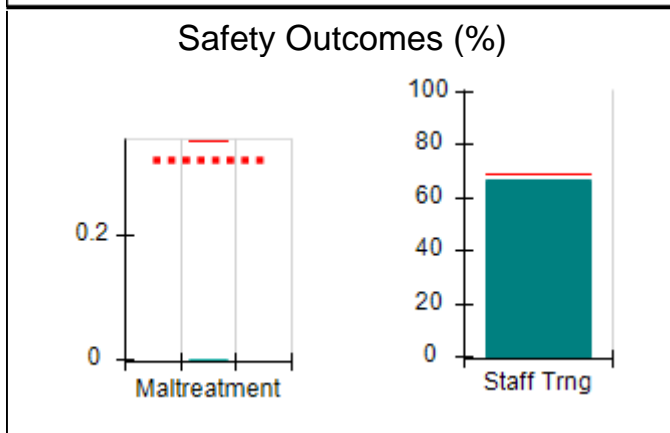
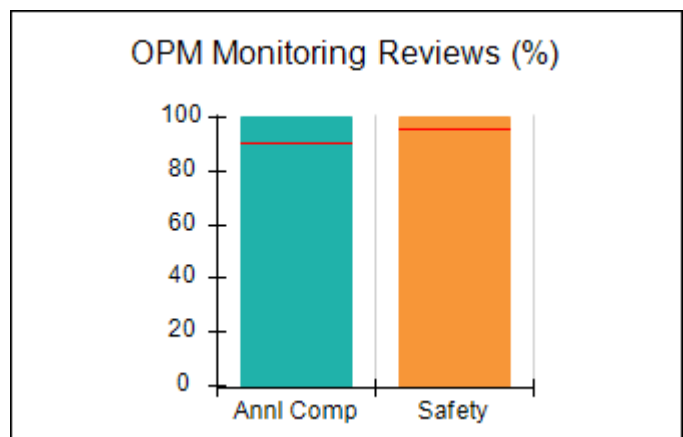
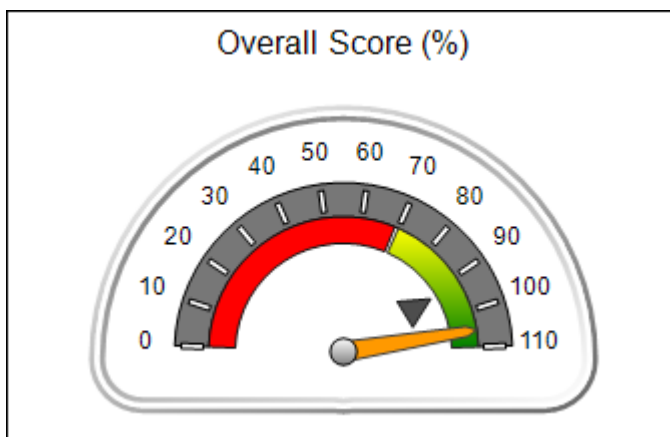


Report Quarter: Q1 FY2016

Provider/Program Name: Goshen Valley Foundation - dba Goshen Valley Boy's Ranch (687) - CCI			
387 Goshen Church Way, Waleska, GA 30183 Phone: 7707964618 Vendor ID# 35392	Quarterly Scores (Grades)		Current Quarter Score (Grade)
	Q1: 105.48 (A+)	Q2: 106.73 (A+)	105.48%
	Q3: 107.01 (A+)	Q4: 108.33 (A+)	(A+)
Program Census Information:	# Children in Care During Quarter: 38	# Placements During Quarter: 38	# Children in Care On Last Day: 34
Quarterly Provider Comparisons to All CCIs			

■■■■■■■■ indicates MalTx Threshold

▼ ————— indicates average for all CCIs





DHS, DFCS, Office of Provider Management
Performance-Based Placement Measures
RBWO Provider GA+SCORECARD - CCI



Report Quarter: Q1 FY2016

Provider/Program Name: Goshen Valley Foundation - dba Goshen Valley Boy's Ranch (687) - CCI				
387 Goshen Church Way, Waleska, GA 30183 Phone: 7707964618 Vendor ID# 35392		Quarterly Scores (Grades)		Current Quarter Score (Grade)
		Q1: 105.48 (A+)	Q2: 106.73 (A+)	105.48% (A+)
		Q3: 107.01 (A+)	Q4: 108.33 (A+)	
Program Census Information:		# Children in Care During Quarter: 38	# Placements During Quarter: 38	# Children in Care On Last Day: 34
	Avg Performance All CCIs (%)	Provider Performance (%)*	Possible Points (Weight)	Provider Points Earned
OPM Monitoring Reviews				
Annual Comprehensive Reviews	90%	100%	25	25.00
Safety Reviews	96%	100%	15	15.00
Monitoring Sub-Total			40	40.00
CCI Safety Outcomes				
Incidence of Maltreatment	0.35%	No Substantiated Reports	10	10.00
Staff Training	69%	67%	4	2.68
Safety Sub-Total			14	12.68
CCI Permanency Outcomes				
Placement Stability	93%	100%	15	15.00
Sibling Contacts	7%	60%	5	3.00
Permanency Sub-Total			20	18.00
CCI Well-Being Outcomes				
EPSDT Medical Visits	91%	97%	4	3.88
EPSDT Dental Visits	89%	97%	4	3.88
Academic Supports	82%	97%	4	3.88
Provider ECEM Visits	80%	98%	7	6.86
Provider General Contacts	77%	90%	7	6.30
Well-Being Sub-Total			26	24.80
*Performance calculation descriptions can be found in the FY 2016 RBWO PBP Measurements and Standards Guide.				

Monitoring & Outcomes: Possible Points = 100	Points Earned = 95.48
Score Before Incentives Credit	95.48%
Incentives Awarded	10.00 pts
PBP Verification	N/A pts
Total Score	105.48%

Provider/Program Name: Goshen Valley Foundation - dba Goshen Valley Boy's Ranch (687) - CCI



DHS, DFCS, Office of Provider Management
Performance-Based Placement Measures
RBWO Provider GA+SCORECARD - CCI



Report Quarter: Q1 FY2016

Program Census Information:		# Children in Care During Quarter: 38	# Placements During Quarter: 38	# Children in Care On Last Day: 34
CCI Incentive Credits	Avg Performance All CCIs (Points)	Provider Performance (%)*	Possible Points (Weight)	Provider Points Earned
Early EPSDT Medical Visits		88%	2	1.76
Early EPSDT Dental Visits		94%	2	1.88
Permanency Contacts		55%	5	2.75
Additional Academic Supports		97%	2	1.94
Active Agency Accreditation		0%	4	0.00
Staff Clinical Licensure		0%	5	0.00
Behavior Management (threshold = 0)		100%	4	4.00
Incentives Total	7.91		24	12.33
Maximum total combined incentive credit allowed is 10 points.			Incentives Awarded	10.00

*Performance calculation descriptions can be found in the FY 2016 RBWO PBP Measurements and Standards Guide.

Child Protective Services Investigations and Dispositions		
The following investigations data, which is not used for scoring but is considered significant to a provider's performance, is from Georgia SHINES and is not considered final or complete until the end of the fiscal year.		
Total Reports:	0	
Number Screened In:	0	
Number Screened Out:	0	
Number Substantiated:	0	
Number Unsubstantiated:	0	
Number Active CPS Investigations:	0	



DHS, DFCS, Office of Provider Management
Performance-Based Placement Measures
RBWO Provider GA+SCORECARD - CCI
Report Quarter: Q1 FY2016



Provider/Program Name: Goshen Valley Foundation - dba Hope House (5196) - CCI

187 Goshen Church Way, Waleska, GA 30183

Phone: 770-796-4618

Vendor ID# 106196

Quarterly Scores (Grades)

Q1: 106.86 (A+)

Q2: 104.65 (A+)

Q3: 103.25 (A+)

Q4: 100.65 (A+)

Current Quarter Score (Grade)

106.86%

(A+)

Program Census Information:

Children in Care During Quarter: 6

Placements During Quarter: 6

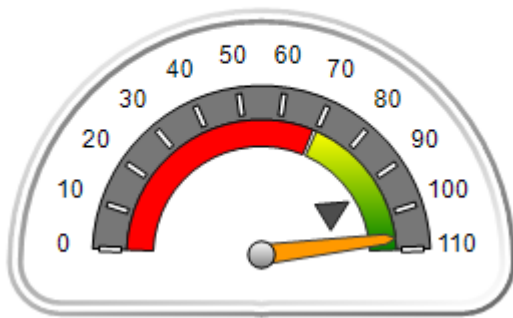
Children in Care On Last Day: 6

Quarterly Provider Comparisons to All CCIs

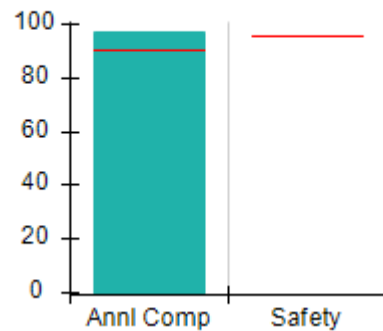
■■■■■■■■ indicates MalTx Threshold

▼ ————— indicates average for all CCIs

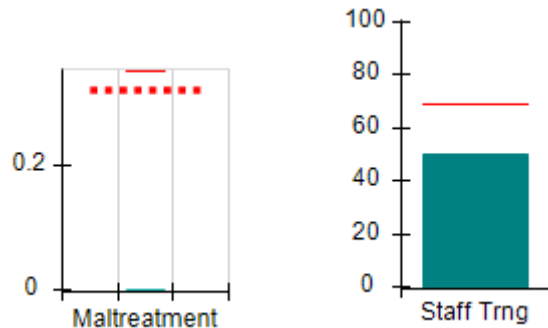
Overall Score (%)



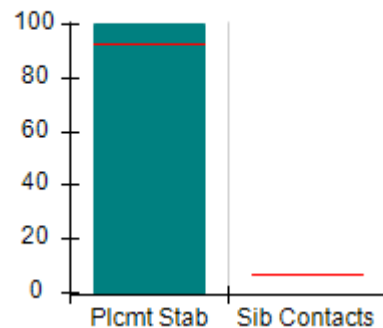
OPM Monitoring Reviews (%)



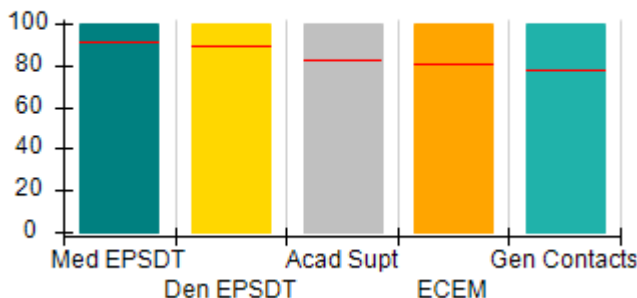
Safety Outcomes (%)



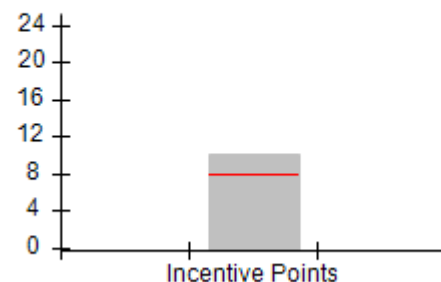
Permanency Outcomes (%)



Well-Being Outcomes (%)



Incentives Earned (Points)





DHS, DFCS, Office of Provider Management
Performance-Based Placement Measures
RBWO Provider GA+SCORECARD - CCI
Report Quarter: Q1 FY2016



Provider/Program Name: Goshen Valley Foundation - dba Hope House (5196) - CCI				
187 Goshen Church Way, Waleska, GA 30183 Phone: 770-796-4618 Vendor ID# 106196		Quarterly Scores (Grades)		Current Quarter Score (Grade)
		Q1: 106.86 (A+)	Q2: 104.65 (A+)	106.86% (A+)
		Q3: 103.25 (A+)	Q4: 100.65 (A+)	
Program Census Information:		# Children in Care During Quarter: 6	# Placements During Quarter: 6	# Children in Care On Last Day: 6
	Avg Performance All CCIs (%)	Provider Performance (%)*	Possible Points (Weight)	Provider Points Earned
OPM Monitoring Reviews				
Annual Comprehensive Reviews	90%	97%	25	24.33
Safety Reviews	96%	Not Yet Conducted		
Monitoring Sub-Total			25	24.33
CCI Safety Outcomes				
Incidence of Maltreatment	0.35%	No Substantiated Reports	10	10.00
Staff Training	69%	50%	4	2.00
Safety Sub-Total			14	12.00
CCI Permanency Outcomes				
Placement Stability	93%	100%	20	20.00
Sibling Contacts	7%	None Planned		
Permanency Sub-Total			20	20.00
CCI Well-Being Outcomes				
EPSDT Medical Visits	91%	100%	4	4.00
EPSDT Dental Visits	89%	100%	4	4.00
Academic Supports	82%	100%	4	4.00
Provider ECEM Visits	80%	100%	7	7.00
Provider General Contacts	77%	100%	7	7.00
Well-Being Sub-Total			26	26.00
*Performance calculation descriptions can be found in the FY 2016 RBWO PBP Measurements and Standards Guide.				

Monitoring & Outcomes: Possible Points = 85	Points Earned = 82.33
Score Before Incentives Credit	96.86%
Incentives Awarded	10.00 pts
PBP Verification	N/A pts
Total Score	106.86%

Provider/Program Name: Goshen Valley Foundation - dba Hope House (5196) - CCI
--



DHS, DFCS, Office of Provider Management
Performance-Based Placement Measures
RBWO Provider GA+SCORECARD - CCI



Report Quarter: Q1 FY2016

Program Census Information:		# Children in Care During Quarter: 6	# Placements During Quarter: 6	# Children in Care On Last Day: 6
CCI Incentive Credits	Avg Performance All CCIs (Points)	Provider Performance (%)*	Possible Points (Weight)	Provider Points Earned
Early EPSDT Medical Visits		100%	2	2.00
Early EPSDT Dental Visits		100%	2	2.00
Permanency Contacts		None Planned	5	
Additional Academic Supports		100%	2	2.00
Active Agency Accreditation		0%	4	0.00
Staff Clinical Licensure		0%	5	0.00
Behavior Management (threshold = 0)		100%	4	4.00
Incentives Total	7.91		24	10.00
Maximum total combined incentive credit allowed is 10 points.			Incentives Awarded	10.00

*Performance calculation descriptions can be found in the FY 2016 RBWO PBP Measurements and Standards Guide.

Child Protective Services Investigations and Dispositions		
The following investigations data, which is not used for scoring but is considered significant to a provider's performance, is from Georgia SHINES and is not considered final or complete until the end of the fiscal year.		
Total Reports:	0	
Number Screened In:	0	
Number Screened Out:	0	
Number Substantiated:	0	
Number Unsubstantiated:	0	
Number Active CPS Investigations:	0	



DHS, DFCS, Office of Provider Management
Performance-Based Placement Measures
RBWO Provider GA+SCORECARD - CCI
Report Quarter: Q1 FY2016



Provider/Program Name: Greenbriar Children's Center - (688) - CCI

3709 Hopkins St., Savannah, GA 31405

Phone: 912-234-3431

Vendor ID# 35393

Quarterly Scores (Grades)

Current Quarter Score (Grade)

Q1: 80.54 (B-)

Q2: 80.78 (B-)

80.54%

Q3: 79.45 (C+)

Q4: 84.23 (B)

(B-)

Program Census Information:

Children in Care During Quarter: 19

Placements During Quarter: 19

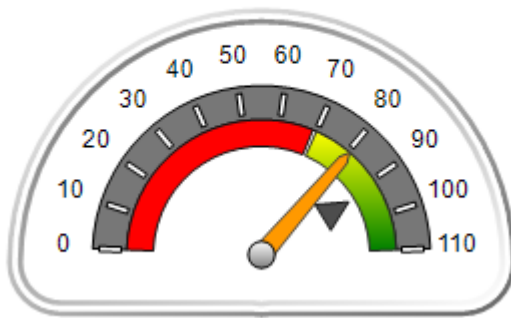
Children in Care On Last Day: 15

Quarterly Provider Comparisons to All CCIs

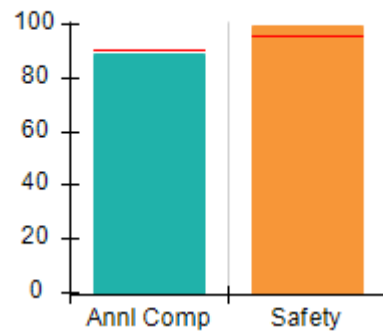
■■■■■■■■ indicates MalTx Threshold

▼ ————— indicates average for all CCIs

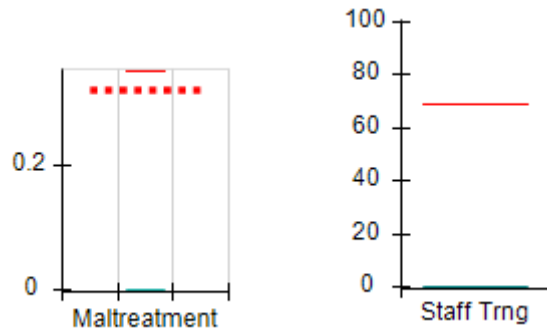
Overall Score (%)



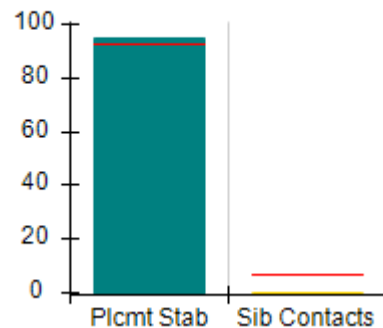
OPM Monitoring Reviews (%)



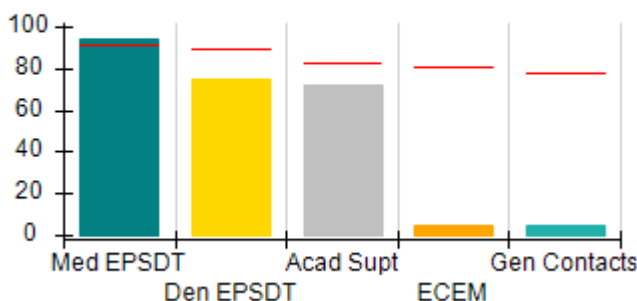
Safety Outcomes (%)



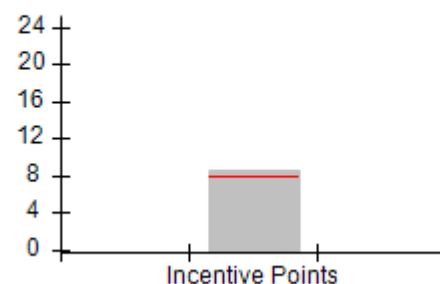
Permanency Outcomes (%)



Well-Being Outcomes (%)



Incentives Earned (Points)





DHS, DFCS, Office of Provider Management
Performance-Based Placement Measures
RBWO Provider GA+SCORECARD - CCI
Report Quarter: Q1 FY2016



Provider/Program Name: Greenbriar Children's Center - (688) - CCI

3709 Hopkins St., Savannah, GA 31405 Phone: 912-234-3431 Vendor ID# 35393	Quarterly Scores (Grades)		Current Quarter Score (Grade)
	Q1: 80.54 (B-)	Q2: 80.78 (B-)	80.54%
	Q3: 79.45 (C+)	Q4: 84.23 (B)	(B-)

Program Census Information:	# Children in Care During Quarter: 19	# Placements During Quarter: 19	# Children in Care On Last Day: 15
-----------------------------	---------------------------------------	---------------------------------	------------------------------------

	Avg Performance All CCIs (%)	Provider Performance (%)*	Possible Points (Weight)	Provider Points Earned
--	-------------------------------------	----------------------------------	---------------------------------	-------------------------------

OPM Monitoring Reviews

Annual Comprehensive Reviews	90%	89%	25	22.33
Safety Reviews	96%	100%	15	14.96
Monitoring Sub-Total			40	37.29

CCI Safety Outcomes

Incidence of Maltreatment	0.35%	No Substantiated Reports	10	10.00
Staff Training	69%	0%	4	0.00
Safety Sub-Total			14	10.00

CCI Permanency Outcomes

Placement Stability	93%	95%	15	14.25
Sibling Contacts	7%	0%	5	0.00
Permanency Sub-Total			20	14.25

CCI Well-Being Outcomes

EPSDT Medical Visits	91%	94%	4	3.76
EPSDT Dental Visits	89%	75%	4	3.00
Academic Supports	82%	72%	4	2.88
Provider ECEM Visits	80%	5%	7	0.35
Provider General Contacts	77%	5%	7	0.35
Well-Being Sub-Total			26	10.34

*Performance calculation descriptions can be found in the FY 2016 RBWO PBP Measurements and Standards Guide.

Monitoring & Outcomes: Possible Points = 100		Points Earned = 71.88	
Score Before Incentives Credit			71.88%
Incentives Awarded			8.66 pts
PBP Verification			N/A pts
Total Score			80.54%

Provider/Program Name: Greenbriar Children's Center - (688) - CCI



DHS, DFCS, Office of Provider Management
Performance-Based Placement Measures
RBWO Provider GA+SCORECARD - CCI



Report Quarter: Q1 FY2016

Program Census Information:		# Children in Care During Quarter: 19	# Placements During Quarter: 19	# Children in Care On Last Day: 15
CCI Incentive Credits	Avg Performance All CCIs (Points)	Provider Performance (%)*	Possible Points (Weight)	Provider Points Earned
Early EPSDT Medical Visits		88%	2	1.76
Early EPSDT Dental Visits		43%	2	0.86
Permanency Contacts		0%	5	0.00
Additional Academic Supports		2%	2	0.04
Active Agency Accreditation		50%	4	2.00
Staff Clinical Licensure		0%	5	0.00
Behavior Management (threshold = 0)		100%	4	4.00
Incentives Total	7.91		24	8.66
Maximum total combined incentive credit allowed is 10 points.			Incentives Awarded	8.66

*Performance calculation descriptions can be found in the FY 2016 RBWO PBP Measurements and Standards Guide.

Child Protective Services Investigations and Dispositions		
The following investigations data, which is not used for scoring but is considered significant to a provider's performance, is from Georgia SHINES and is not considered final or complete until the end of the fiscal year.		
Total Reports:	1	
Number Screened In:	0	
Number Screened Out:	1	
Number Substantiated:	0	
Number Unsubstantiated:	0	
Number Active CPS Investigations:	0	



DHS, DFCS, Office of Provider Management
Performance-Based Placement Measures
RBWO Provider GA+SCORECARD - CCI
Report Quarter: Q1 FY2016



Provider/Program Name: Guardian Home of Hope, Inc. - (5187) - CCI

4290 Valley Crest Drive, Columbus, GA 31907

Phone: 762-821-2303

Vendor ID# 121306

Quarterly Scores (Grades)

Q1: 102.27 (A+)

Q2: 98.94 (A+)

Q3: 93.70 (A-)

Q4: 81.40 (B-)

Current Quarter Score (Grade)

102.27%

(A+)

Program Census Information:

Children in Care During Quarter: 9

Placements During Quarter: 9

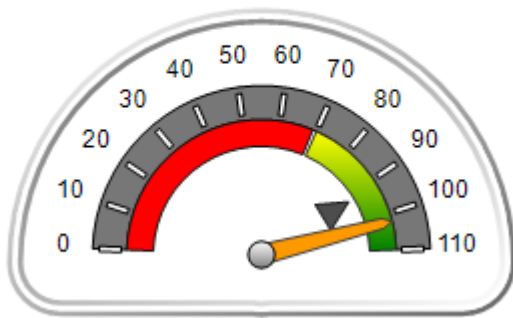
Children in Care On Last Day: 5

Quarterly Provider Comparisons to All CCIs

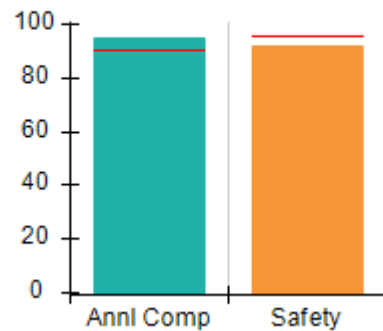
■■■■■■■■ indicates MalTx Threshold

▼ — indicates average for all CCIs

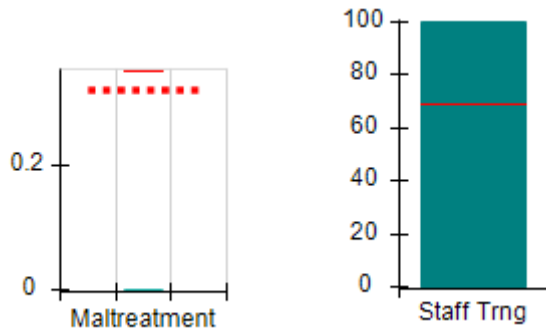
Overall Score (%)



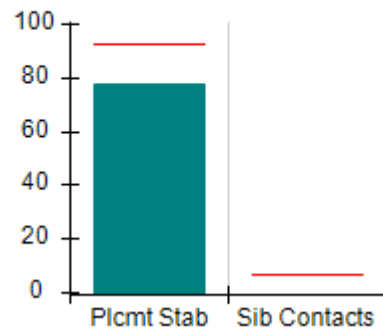
OPM Monitoring Reviews (%)



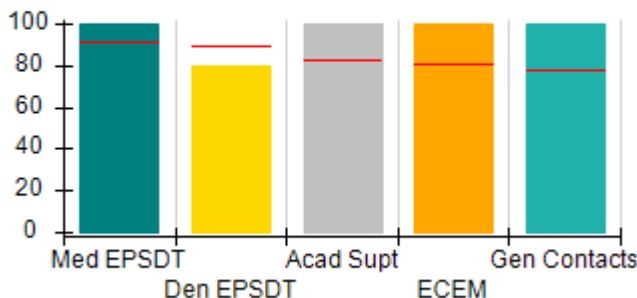
Safety Outcomes (%)



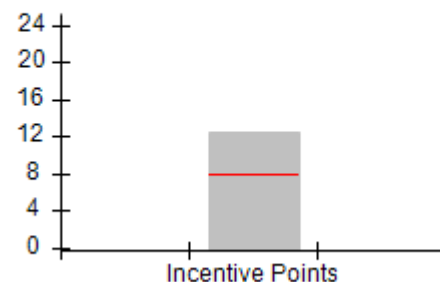
Permanency Outcomes (%)



Well-Being Outcomes (%)



Incentives Earned (Points)





DHS, DFCS, Office of Provider Management
Performance-Based Placement Measures
RBWO Provider GA+SCORECARD - CCI
Report Quarter: Q1 FY2016



Provider/Program Name: Guardian Home of Hope, Inc. - (5187) - CCI

4290 Valley Crest Drive, Columbus, GA 31907 Phone: 762-821-2303 Vendor ID# 121306	Quarterly Scores (Grades)		Current Quarter Score (Grade)
	Q1: 102.27 (A+)	Q2: 98.94 (A+)	102.27%
	Q3: 93.70 (A-)	Q4: 81.40 (B-)	(A+)

Program Census Information:	# Children in Care During Quarter: 9	# Placements During Quarter: 9	# Children in Care On Last Day: 5
-----------------------------	--------------------------------------	--------------------------------	-----------------------------------

	Avg Performance All CCIs (%)	Provider Performance (%)*	Possible Points (Weight)	Provider Points Earned
--	-------------------------------------	----------------------------------	---------------------------------	-------------------------------

OPM Monitoring Reviews

Annual Comprehensive Reviews	90%	95%	25	23.67
Safety Reviews	96%	92%	15	13.80
Monitoring Sub-Total			40	37.47

CCI Safety Outcomes

Incidence of Maltreatment	0.35%	No Substantiated Reports	10	10.00
Staff Training	69%	100%	4	4.00
Safety Sub-Total			14	14.00

CCI Permanency Outcomes

Placement Stability	93%	78%	20	15.60
Sibling Contacts	7%	None Planned		
Permanency Sub-Total			20	15.60

CCI Well-Being Outcomes

EPSDT Medical Visits	91%	100%	4	4.00
EPSDT Dental Visits	89%	80%	4	3.20
Academic Supports	82%	100%	4	4.00
Provider ECEM Visits	80%	100%	7	7.00
Provider General Contacts	77%	100%	7	7.00
Well-Being Sub-Total			26	25.20

*Performance calculation descriptions can be found in the FY 2016 RBWO PBP Measurements and Standards Guide.

Monitoring & Outcomes: Possible Points = 100		Points Earned = 92.27	
Score Before Incentives Credit			92.27%
Incentives Awarded			10.00 pts
PBP Verification			N/A pts
Total Score			102.27%

Provider/Program Name: Guardian Home of Hope, Inc. - (5187) - CCI



DHS, DFCS, Office of Provider Management
Performance-Based Placement Measures
RBWO Provider GA+SCORECARD - CCI



Report Quarter: Q1 FY2016

Program Census Information:		# Children in Care During Quarter: 9	# Placements During Quarter: 9	# Children in Care On Last Day: 5
CCI Incentive Credits	Avg Performance All CCIs (Points)	Provider Performance (%)*	Possible Points (Weight)	Provider Points Earned
Early EPSDT Medical Visits		100%	2	2.00
Early EPSDT Dental Visits		75%	2	1.50
Permanency Contacts		100%	5	5.00
Additional Academic Supports		0%	2	0.00
Active Agency Accreditation		0%	4	0.00
Staff Clinical Licensure		0%	5	0.00
Behavior Management (threshold = 0)		100%	4	4.00
Incentives Total	7.91		24	12.50
Maximum total combined incentive credit allowed is 10 points.			Incentives Awarded	10.00

*Performance calculation descriptions can be found in the FY 2016 RBWO PBP Measurements and Standards Guide.

Child Protective Services Investigations and Dispositions		
The following investigations data, which is not used for scoring but is considered significant to a provider's performance, is from Georgia SHINES and is not considered final or complete until the end of the fiscal year.		
Total Reports:	0	
Number Screened In:	0	
Number Screened Out:	0	
Number Substantiated:	0	
Number Unsubstantiated:	0	
Number Active CPS Investigations:	0	



DHS, DFCS, Office of Provider Management
Performance-Based Placement Measures
RBWO Provider GA+SCORECARD - CCI



Report Quarter: Q1 FY2016

Provider/Program Name: Gwinnett Children's Shelter - Boy's Program (690) - CCI

3850 Tuggle Rd., Buford, GA 30519

Phone: 678-546-8770

Vendor ID# 35398

Quarterly Scores (Grades)

Q1: 56.78 (F)

Q2: 56.78 (F)

Q3: 56.78 (F)

Q4: 56.78 (F)

Current Quarter Score (Grade)

56.78%

(F)

Program Census Information:

Children in Care During
Quarter: 9

Placements During
Quarter: 9

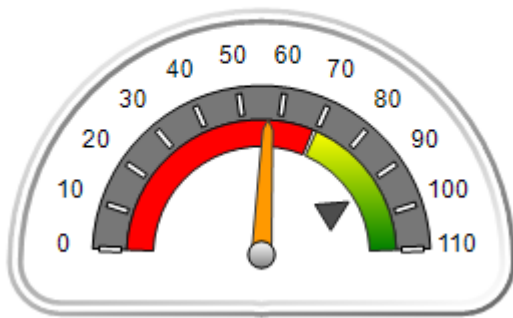
Children in Care On Last
Day: 9

Quarterly Provider Comparisons to All CCIs

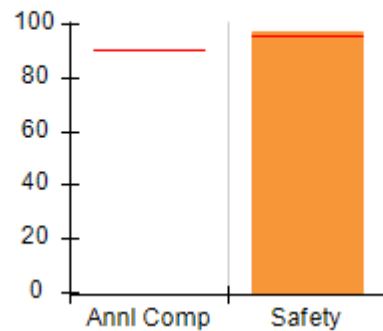
■■■■■■■■ indicates MalTx Threshold

▼ ————— indicates average for all CCIs

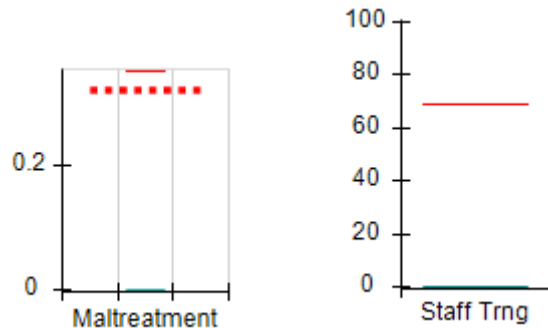
Overall Score (%)



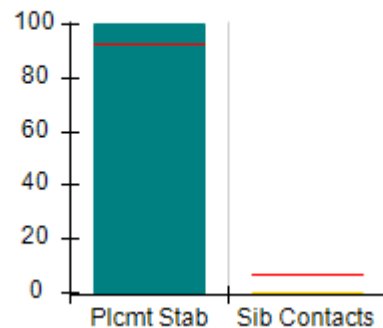
OPM Monitoring Reviews (%)



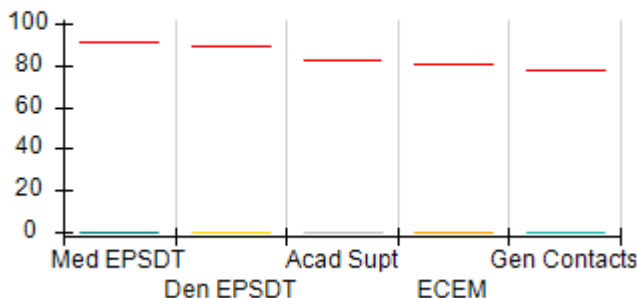
Safety Outcomes (%)



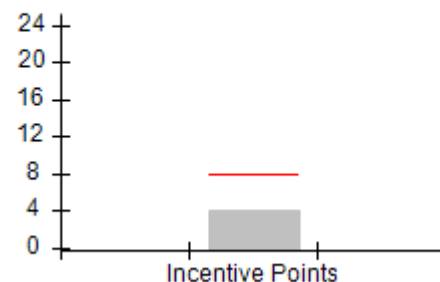
Permanency Outcomes (%)



Well-Being Outcomes (%)



Incentives Earned (Points)





DHS, DFCS, Office of Provider Management
Performance-Based Placement Measures
RBWO Provider GA+SCORECARD - CCI
Report Quarter: Q1 FY2016



Provider/Program Name: Gwinnett Children's Shelter - Boy's Program (690) - CCI				
3850 Tuggle Rd., Buford, GA 30519		Quarterly Scores (Grades)		Current Quarter Score (Grade)
Phone: 678-546-8770		Q1: 56.78 (F)	Q2: 56.78 (F)	56.78% (F)
Vendor ID# 35398		Q3: 56.78 (F)	Q4: 56.78 (F)	
Program Census Information:		# Children in Care During Quarter: 9	# Placements During Quarter: 9	# Children in Care On Last Day: 9
	Avg Performance All CCIs (%)	Provider Performance (%)*	Possible Points (Weight)	Provider Points Earned
OPM Monitoring Reviews				
Annual Comprehensive Reviews	90%	Not Yet Conducted		
Safety Reviews	96%	97%	15	14.59
Monitoring Sub-Total			15	14.59
CCI Safety Outcomes				
Incidence of Maltreatment	0.35%	No Substantiated Reports	10	10.00
Staff Training	69%	0%	4	0.00
Safety Sub-Total			14	10.00
CCI Permanency Outcomes				
Placement Stability	93%	100%	15	15.00
Sibling Contacts	7%	0%	5	0.00
Permanency Sub-Total			20	15.00
CCI Well-Being Outcomes				
EPSDT Medical Visits	91%	0%	4	0.00
EPSDT Dental Visits	89%	0%	4	0.00
Academic Supports	82%	0%	4	0.00
Provider ECEM Visits	80%	0%	7	0.00
Provider General Contacts	77%	0%	7	0.00
Well-Being Sub-Total			26	0.00
*Performance calculation descriptions can be found in the FY 2016 RBWO PBP Measurements and Standards Guide.				

Monitoring & Outcomes: Possible Points = 75	Points Earned = 39.59
Score Before Incentives Credit	52.78%
Incentives Awarded	4.00 pts
PBP Verification	N/A pts
Total Score	56.78%

Provider/Program Name: Gwinnett Children's Shelter - Boy's Program (690) - CCI



DHS, DFCS, Office of Provider Management
Performance-Based Placement Measures
RBWO Provider GA+SCORECARD - CCI



Report Quarter: Q1 FY2016

Program Census Information:		# Children in Care During Quarter: 9	# Placements During Quarter: 9	# Children in Care On Last Day: 9
CCI Incentive Credits	Avg Performance All CCIs (Points)	Provider Performance (%)*	Possible Points (Weight)	Provider Points Earned
Early EPSDT Medical Visits		0%	2	0.00
Early EPSDT Dental Visits		0%	2	0.00
Permanency Contacts		0%	5	0.00
Additional Academic Supports		0%	2	0.00
Active Agency Accreditation		0%	4	0.00
Staff Clinical Licensure		0%	5	0.00
Behavior Management (threshold = 0)		100%	4	4.00
Incentives Total	7.91		24	4.00
Maximum total combined incentive credit allowed is 10 points.			Incentives Awarded	4.00
*Performance calculation descriptions can be found in the FY 2016 RBWO PBP Measurements and Standards Guide.				

Child Protective Services Investigations and Dispositions		
The following investigations data, which is not used for scoring but is considered significant to a provider's performance, is from Georgia SHINES and is not considered final or complete until the end of the fiscal year.		
Total Reports:	0	
Number Screened In:	0	
Number Screened Out:	0	
Number Substantiated:	0	
Number Unsubstantiated:	0	
Number Active CPS Investigations:	0	



DHS, DFCS, Office of Provider Management
Performance-Based Placement Measures
RBWO Provider GA+SCORECARD - CCI
Report Quarter: Q1 FY2016



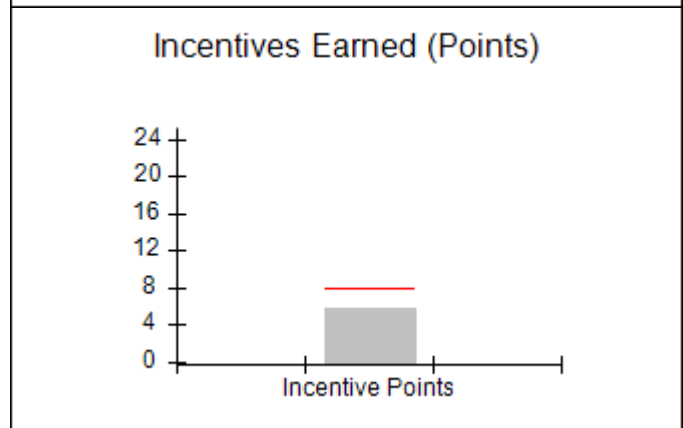
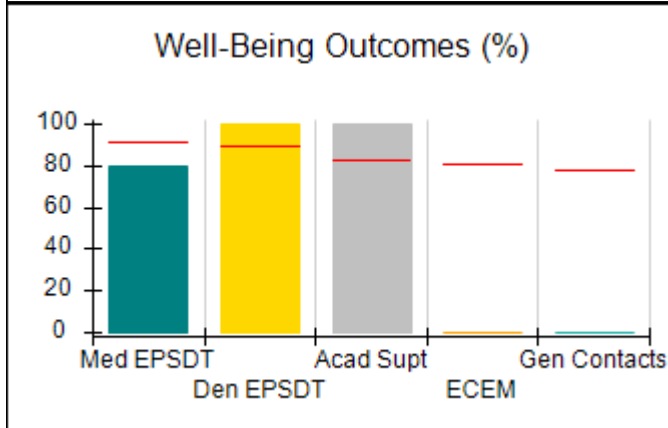
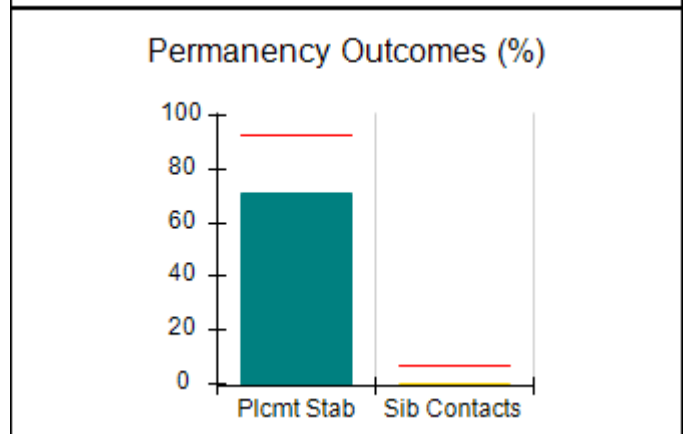
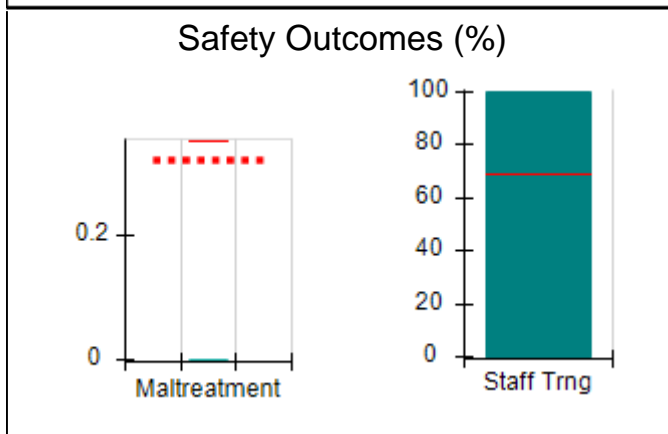
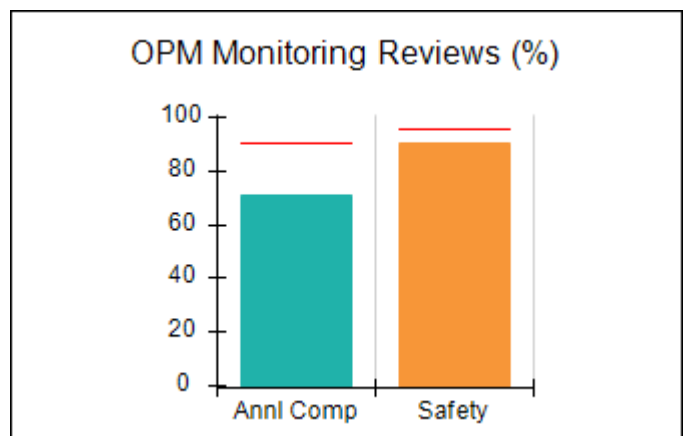
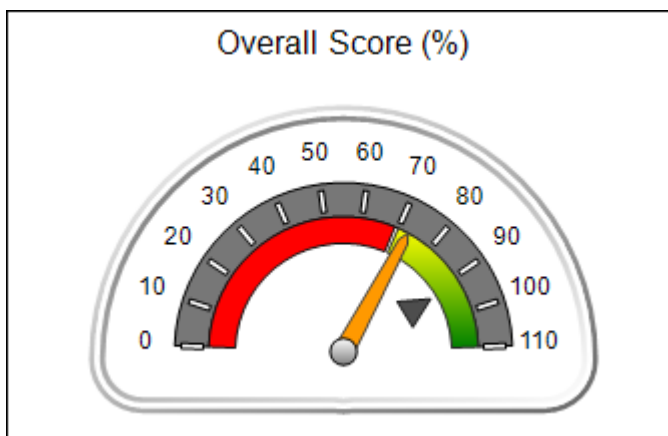
Provider/Program Name: HARP Foundation, Inc. - Vidalia Campus (693) - CCI

701 Vann St., Vidalia, GA 30474 Phone: 912-423-9090 Vendor ID# 35405	Quarterly Scores (Grades)		Current Quarter Score (Grade)
	Q1: 72.85 (C-)	Q2: 75.38 (C)	72.85% (C-)
	Q3: 81.26 (B-)	Q4: 89.16 (B+)	
Program Census Information:	# Children in Care During Quarter: 7	# Placements During Quarter: 7	# Children in Care On Last Day: 4

Quarterly Provider Comparisons to All CCIs

■■■■■■■■ indicates MalTx Threshold

▼ indicates average for all CCIs





DHS, DFCS, Office of Provider Management
Performance-Based Placement Measures
RBWO Provider GA+SCORECARD - CCI
Report Quarter: Q1 FY2016



Provider/Program Name: HARP Foundation, Inc. - Vidalia Campus (693) - CCI

701 Vann St., Vidalia, GA 30474 Phone: 912-423-9090 Vendor ID# 35405	Quarterly Scores (Grades)		Current Quarter Score (Grade)
	Q1: 72.85 (C-)	Q2: 75.38 (C)	72.85%
	Q3: 81.26 (B-)	Q4: 89.16 (B+)	(C-)

Program Census Information:	# Children in Care During Quarter: 7	# Placements During Quarter: 7	# Children in Care On Last Day: 4
-----------------------------	--------------------------------------	--------------------------------	-----------------------------------

	Avg Performance All CCIs (%)	Provider Performance (%)*	Possible Points (Weight)	Provider Points Earned
--	-------------------------------------	----------------------------------	---------------------------------	-------------------------------

OPM Monitoring Reviews

Annual Comprehensive Reviews	90%	71%	25	17.75
Safety Reviews	96%	90%	15	13.53
Monitoring Sub-Total			40	31.28

CCI Safety Outcomes

Incidence of Maltreatment	0.35%	No Substantiated Reports	10	10.00
Staff Training	69%	100%	4	4.00
Safety Sub-Total			14	14.00

CCI Permanency Outcomes

Placement Stability	93%	71%	15	10.65
Sibling Contacts	7%	0%	5	0.00
Permanency Sub-Total			20	10.65

CCI Well-Being Outcomes

EPSDT Medical Visits	91%	80%	4	3.20
EPSDT Dental Visits	89%	100%	4	4.00
Academic Supports	82%	100%	4	4.00
Provider ECEM Visits	80%	0%	7	0.00
Provider General Contacts	77%	0%	7	0.00
Well-Being Sub-Total			26	11.20

*Performance calculation descriptions can be found in the FY 2016 RBWO PBP Measurements and Standards Guide.

Monitoring & Outcomes: Possible Points = 100		Points Earned = 67.13	
Score Before Incentives Credit		67.13%	
Incentives Awarded		5.72 pts	
PBP Verification		N/A pts	
Total Score		72.85%	

Provider/Program Name: HARP Foundation, Inc. - Vidalia Campus (693) - CCI



DHS, DFCS, Office of Provider Management
Performance-Based Placement Measures
RBWO Provider GA+SCORECARD - CCI



Report Quarter: Q1 FY2016

Program Census Information:		# Children in Care During Quarter: 7	# Placements During Quarter: 7	# Children in Care On Last Day: 4
CCI Incentive Credits	Avg Performance All CCIs (Points)	Provider Performance (%)*	Possible Points (Weight)	Provider Points Earned
Early EPSDT Medical Visits		75%	2	1.50
Early EPSDT Dental Visits		Not Eligible	2	
Permanency Contacts		None Planned	5	
Additional Academic Supports		11%	2	0.22
Active Agency Accreditation		0%	4	0.00
Staff Clinical Licensure		0%	5	0.00
Behavior Management (threshold = 0)		100%	4	4.00
Incentives Total	7.91		24	5.72
Maximum total combined incentive credit allowed is 10 points.			Incentives Awarded	5.72

*Performance calculation descriptions can be found in the FY 2016 RBWO PBP Measurements and Standards Guide.

Child Protective Services Investigations and Dispositions		
The following investigations data, which is not used for scoring but is considered significant to a provider's performance, is from Georgia SHINES and is not considered final or complete until the end of the fiscal year.		
Total Reports:	0	
Number Screened In:	0	
Number Screened Out:	0	
Number Substantiated:	0	
Number Unsubstantiated:	0	
Number Active CPS Investigations:	0	



DHS, DFCS, Office of Provider Management
Performance-Based Placement Measures
RBWO Provider GA+SCORECARD - CCI



Report Quarter: Q1 FY2016

Provider/Program Name: Hephzibah Children's Home - Basic Residential 101-106 (695) - CCI

6601 Zebulon Rd., Macon, GA 31220

Phone: 478-477-3383

Vendor ID# 35414

Quarterly Scores (Grades)

Current Quarter Score (Grade)

Q1: 88.71 (B+)

Q2: 80.87 (B-)

88.71%

Q3: 82.56 (B-)

Q4: 87.93 (B+)

(B+)

Program Census Information:

Children in Care During
Quarter: 25

Placements During
Quarter: 26

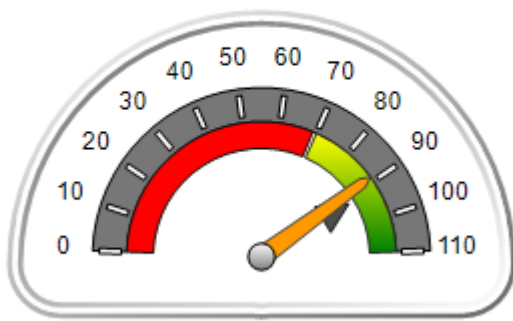
Children in Care On Last
Day: 19

Quarterly Provider Comparisons to All CCIs

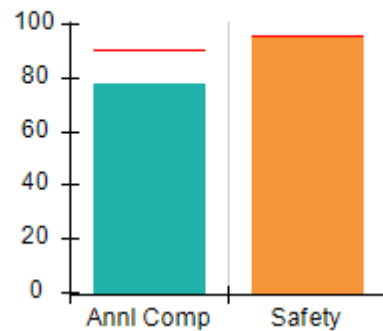
■■■■■■■■ indicates MalTx Threshold

▼ ————— indicates average for all CCIs

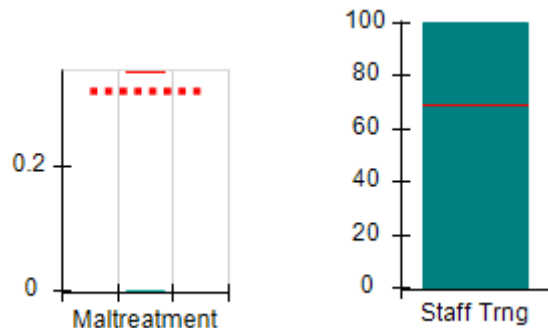
Overall Score (%)



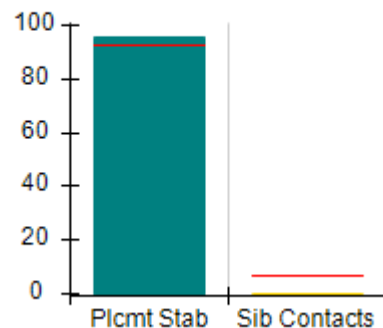
OPM Monitoring Reviews (%)



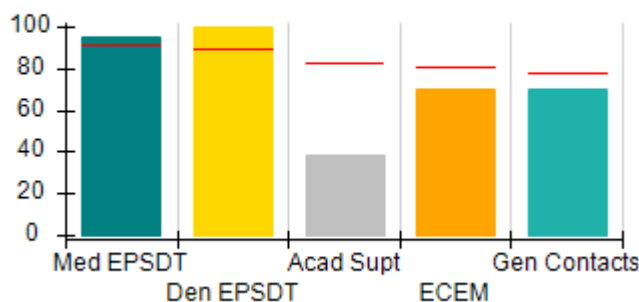
Safety Outcomes (%)



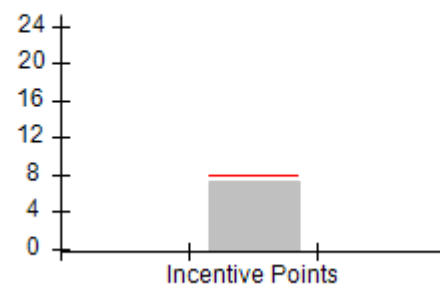
Permanency Outcomes (%)



Well-Being Outcomes (%)



Incentives Earned (Points)





DHS, DFCS, Office of Provider Management
Performance-Based Placement Measures
RBWO Provider GA+SCORECARD - CCI



Report Quarter: Q1 FY2016

Provider/Program Name: Hephzibah Children's Home - Basic Residential 101-106 (695) - CCI				
6601 Zebulon Rd., Macon, GA 31220		Quarterly Scores (Grades)		Current Quarter Score (Grade)
Phone: 478-477-3383		Q1: 88.71 (B+)	Q2: 80.87 (B-)	88.71%
Vendor ID# 35414		Q3: 82.56 (B-)	Q4: 87.93 (B+)	(B+)
Program Census Information:		# Children in Care During Quarter: 25	# Placements During Quarter: 26	# Children in Care On Last Day: 19
	Avg Performance All CCIs (%)	Provider Performance (%)*	Possible Points (Weight)	Provider Points Earned
OPM Monitoring Reviews				
Annual Comprehensive Reviews	90%	78%	25	19.50
Safety Reviews	96%	96%	15	14.39
Monitoring Sub-Total			40	33.89
CCI Safety Outcomes				
Incidence of Maltreatment	0.35%	No Substantiated Reports	10	10.00
Staff Training	69%	100%	4	4.00
Safety Sub-Total			14	14.00
CCI Permanency Outcomes				
Placement Stability	93%	96%	15	14.40
Sibling Contacts	7%	0%	5	0.00
Permanency Sub-Total			20	14.40
CCI Well-Being Outcomes				
EPSDT Medical Visits	91%	95%	4	3.80
EPSDT Dental Visits	89%	100%	4	4.00
Academic Supports	82%	39%	4	1.56
Provider ECEM Visits	80%	70%	7	4.90
Provider General Contacts	77%	70%	7	4.90
Well-Being Sub-Total			26	19.16
*Performance calculation descriptions can be found in the FY 2016 RBWO PBP Measurements and Standards Guide.				

Monitoring & Outcomes: Possible Points = 100		Points Earned = 81.45	
Score Before Incentives Credit			81.45%
Incentives Awarded			7.26 pts
PBP Verification			N/A pts
Total Score			88.71%

Provider/Program Name: Hephzibah Children's Home - Basic Residential 101-106 (695) - CCI



DHS, DFCS, Office of Provider Management
Performance-Based Placement Measures
RBWO Provider GA+SCORECARD - CCI



Report Quarter: Q1 FY2016

Program Census Information:		# Children in Care During Quarter: 25	# Placements During Quarter: 26	# Children in Care On Last Day: 19
CCI Incentive Credits	Avg Performance All CCIs (Points)	Provider Performance (%)*	Possible Points (Weight)	Provider Points Earned
Early EPSDT Medical Visits		80%	2	1.60
Early EPSDT Dental Visits		83%	2	1.66
Permanency Contacts		0%	5	0.00
Additional Academic Supports		0%	2	0.00
Active Agency Accreditation		0%	4	0.00
Staff Clinical Licensure		0%	5	0.00
Behavior Management (threshold = 0)		100%	4	4.00
Incentives Total	7.91		24	7.26
Maximum total combined incentive credit allowed is 10 points.			Incentives Awarded	7.26
*Performance calculation descriptions can be found in the FY 2016 RBWO PBP Measurements and Standards Guide.				

Child Protective Services Investigations and Dispositions		
The following investigations data, which is not used for scoring but is considered significant to a provider's performance, is from Georgia SHINES and is not considered final or complete until the end of the fiscal year.		
Total Reports:	0	
Number Screened In:	0	
Number Screened Out:	0	
Number Substantiated:	0	
Number Unsubstantiated:	0	
Number Active CPS Investigations:	0	



DHS, DFCS, Office of Provider Management
Performance-Based Placement Measures
RBWO Provider GA+SCORECARD - CCI



Report Quarter: Q1 FY2016

Provider/Program Name: Hephzibah Children's Home - Second Chance Home (4625) - CCI

6601 Zebulon Rd., Macon, GA 31220

Phone: 478-477-3383

Vendor ID# 83339

Quarterly Scores (Grades)

Current Quarter Score (Grade)

Q1: 84.76 (B)

Q2: 83.31 (B-)

84.76%

Q3: 78.49 (C+)

Q4: 89.09 (B+)

(B)

Program Census Information:

Children in Care During
Quarter: 20

Placements During
Quarter: 20

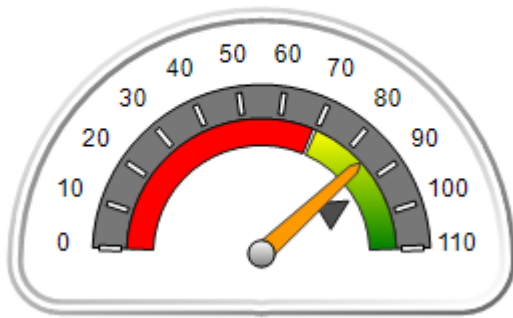
Children in Care On Last
Day: 18

Quarterly Provider Comparisons to All CCIs

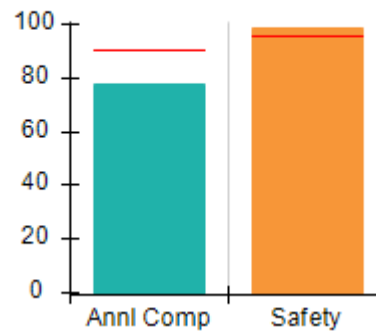
■■■■■■■■ indicates MalTx Threshold

▼ ————— indicates average for all CCIs

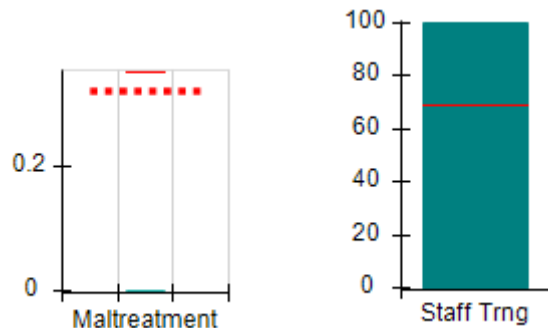
Overall Score (%)



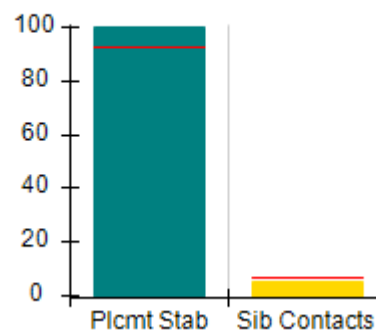
OPM Monitoring Reviews (%)



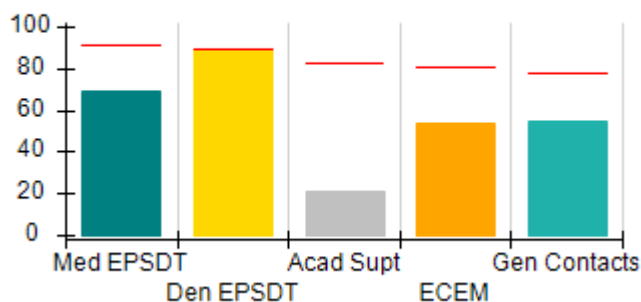
Safety Outcomes (%)



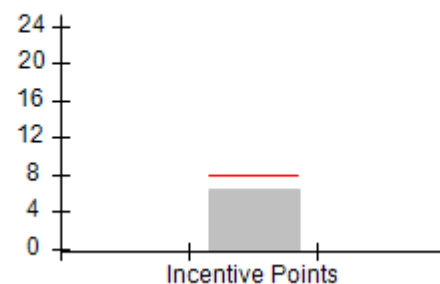
Permanency Outcomes (%)



Well-Being Outcomes (%)



Incentives Earned (Points)





DHS, DFCS, Office of Provider Management
Performance-Based Placement Measures
RBWO Provider GA+SCORECARD - CCI



Report Quarter: Q1 FY2016

Provider/Program Name: Hephzibah Children's Home - Second Chance Home (4625) - CCI				
6601 Zebulon Rd., Macon, GA 31220		Quarterly Scores (Grades)		Current Quarter Score (Grade)
Phone: 478-477-3383		Q1: 84.76 (B)	Q2: 83.31 (B-)	84.76%
Vendor ID# 83339		Q3: 78.49 (C+)	Q4: 89.09 (B+)	(B)
Program Census Information:		# Children in Care During Quarter: 20	# Placements During Quarter: 20	# Children in Care On Last Day: 18
	Avg Performance All CCIs (%)	Provider Performance (%)*	Possible Points (Weight)	Provider Points Earned
OPM Monitoring Reviews				
Annual Comprehensive Reviews	90%	78%	25	19.50
Safety Reviews	96%	98%	15	14.76
Monitoring Sub-Total			40	34.26
CCI Safety Outcomes				
Incidence of Maltreatment	0.35%	No Substantiated Reports	10	10.00
Staff Training	69%	100%	4	4.00
Safety Sub-Total			14	14.00
CCI Permanency Outcomes				
Placement Stability	93%	100%	15	15.00
Sibling Contacts	7%	5%	5	0.25
Permanency Sub-Total			20	15.25
CCI Well-Being Outcomes				
EPSDT Medical Visits	91%	69%	4	2.76
EPSDT Dental Visits	89%	89%	4	3.56
Academic Supports	82%	21%	4	0.84
Provider ECEM Visits	80%	54%	7	3.78
Provider General Contacts	77%	55%	7	3.85
Well-Being Sub-Total			26	14.79
*Performance calculation descriptions can be found in the FY 2016 RBWO PBP Measurements and Standards Guide.				

Monitoring & Outcomes: Possible Points = 100	Points Earned = 78.30
Score Before Incentives Credit	78.30%
Incentives Awarded	6.46 pts
PBP Verification	N/A pts
Total Score	84.76%

Provider/Program Name: Hephzibah Children's Home - Second Chance Home (4625) - CCI



DHS, DFCS, Office of Provider Management
Performance-Based Placement Measures
RBWO Provider GA+SCORECARD - CCI



Report Quarter: Q1 FY2016

Program Census Information:		# Children in Care During Quarter: 20	# Placements During Quarter: 20	# Children in Care On Last Day: 18
CCI Incentive Credits	Avg Performance All CCIs (Points)	Provider Performance (%)*	Possible Points (Weight)	Provider Points Earned
Early EPSDT Medical Visits		56%	2	1.12
Early EPSDT Dental Visits		67%	2	1.34
Permanency Contacts		0%	5	0.00
Additional Academic Supports		0%	2	0.00
Active Agency Accreditation		0%	4	0.00
Staff Clinical Licensure		0%	5	0.00
Behavior Management (threshold = 0)		100%	4	4.00
Incentives Total	7.91		24	6.46
Maximum total combined incentive credit allowed is 10 points.			Incentives Awarded	6.46

*Performance calculation descriptions can be found in the FY 2016 RBWO PBP Measurements and Standards Guide.

Child Protective Services Investigations and Dispositions		
The following investigations data, which is not used for scoring but is considered significant to a provider's performance, is from Georgia SHINES and is not considered final or complete until the end of the fiscal year.		
Total Reports:	0	
Number Screened In:	0	
Number Screened Out:	0	
Number Substantiated:	0	
Number Unsubstantiated:	0	
Number Active CPS Investigations:	0	



DHS, DFCS, Office of Provider Management
Performance-Based Placement Measures
RBWO Provider GA+SCORECARD - CCI
Report Quarter: Q1 FY2016



Provider/Program Name: House of Dawn - Second Chance Home (918) - CCI

298 South Main Street , Jonesboro, GA 30236

Phone: 770 477-2385

Vendor ID# 35422

Quarterly Scores (Grades)

Q1: 101.57 (A+)

Q2: 102.80 (A+)

Q3: 107.96 (A+)

Q4: 100.86 (A+)

Current Quarter Score (Grade)

101.57%

(A+)

Program Census Information:

Children in Care During Quarter: 4

Placements During Quarter: 4

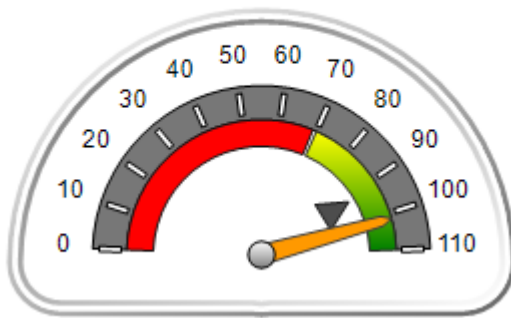
Children in Care On Last Day: 4

Quarterly Provider Comparisons to All CCIs

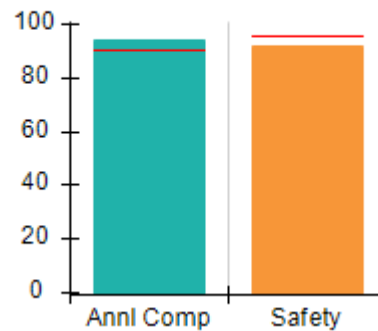
■■■■■■■■ indicates MalTx Threshold

▼ ————— indicates average for all CCIs

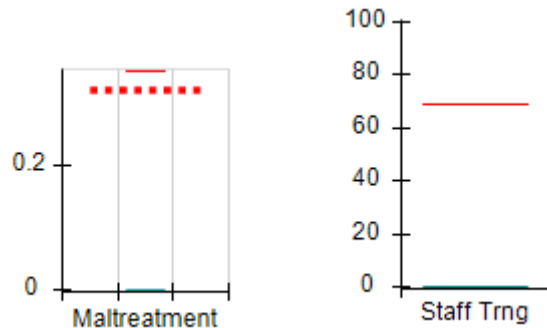
Overall Score (%)



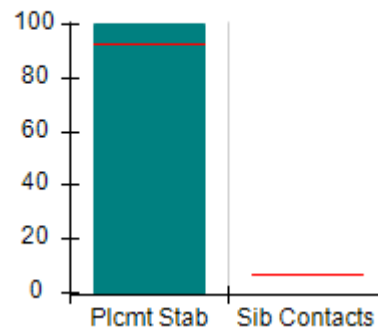
OPM Monitoring Reviews (%)



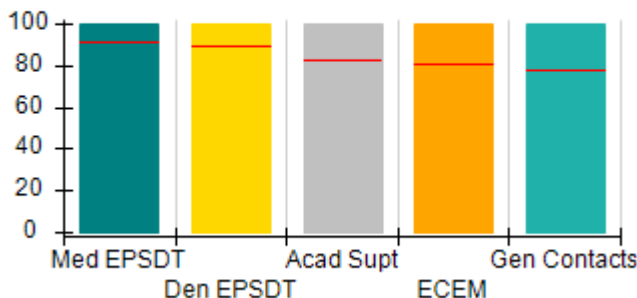
Safety Outcomes (%)



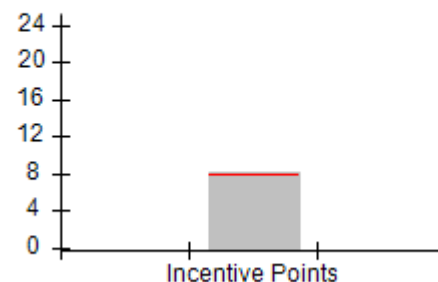
Permanency Outcomes (%)



Well-Being Outcomes (%)



Incentives Earned (Points)





DHS, DFCS, Office of Provider Management
Performance-Based Placement Measures
RBWO Provider GA+SCORECARD - CCI
Report Quarter: Q1 FY2016



Provider/Program Name: House of Dawn - Second Chance Home (918) - CCI				
298 South Main Street , Jonesboro, GA 30236 Phone: 770 477-2385 Vendor ID# 35422		Quarterly Scores (Grades)		Current Quarter Score (Grade)
		Q1: 101.57 (A+)	Q2: 102.80 (A+)	101.57% (A+)
		Q3: 107.96 (A+)	Q4: 100.86 (A+)	
Program Census Information:		# Children in Care During Quarter: 4	# Placements During Quarter: 4	# Children in Care On Last Day: 4
	Avg Performance All CCIs (%)	Provider Performance (%)*	Possible Points (Weight)	Provider Points Earned
OPM Monitoring Reviews				
Annual Comprehensive Reviews	90%	94%	25	23.58
Safety Reviews	96%	92%	15	13.77
Monitoring Sub-Total			40	37.35
CCI Safety Outcomes				
Incidence of Maltreatment	0.35%	No Substantiated Reports	10	10.00
Staff Training	69%	0%	4	0.00
Safety Sub-Total			14	10.00
CCI Permanency Outcomes				
Placement Stability	93%	100%	20	20.00
Sibling Contacts	7%	None Planned		
Permanency Sub-Total			20	20.00
CCI Well-Being Outcomes				
EPSDT Medical Visits	91%	100%	4	4.00
EPSDT Dental Visits	89%	100%	4	4.00
Academic Supports	82%	100%	4	4.00
Provider ECEM Visits	80%	100%	7	7.00
Provider General Contacts	77%	100%	7	7.00
Well-Being Sub-Total			26	26.00
*Performance calculation descriptions can be found in the FY 2016 RBWO PBP Measurements and Standards Guide.				

Monitoring & Outcomes: Possible Points = 100	Points Earned = 93.35
Score Before Incentives Credit	93.35%
Incentives Awarded	8.22 pts
PBP Verification	N/A pts
Total Score	101.57%

Provider/Program Name: House of Dawn - Second Chance Home (918) - CCI
--



DHS, DFCS, Office of Provider Management
Performance-Based Placement Measures
RBWO Provider GA+SCORECARD - CCI



Report Quarter: Q1 FY2016

Program Census Information:		# Children in Care During Quarter: 4	# Placements During Quarter: 4	# Children in Care On Last Day: 4
CCI Incentive Credits	Avg Performance All CCIs (Points)	Provider Performance (%)*	Possible Points (Weight)	Provider Points Earned
Early EPSDT Medical Visits		100%	2	2.00
Early EPSDT Dental Visits		100%	2	2.00
Permanency Contacts		None Planned	5	
Additional Academic Supports		11%	2	0.22
Active Agency Accreditation		0%	4	0.00
Staff Clinical Licensure		0%	5	0.00
Behavior Management (threshold = 0)		100%	4	4.00
Incentives Total	7.91		24	8.22
Maximum total combined incentive credit allowed is 10 points.			Incentives Awarded	8.22

*Performance calculation descriptions can be found in the FY 2016 RBWO PBP Measurements and Standards Guide.

Child Protective Services Investigations and Dispositions		
The following investigations data, which is not used for scoring but is considered significant to a provider's performance, is from Georgia SHINES and is not considered final or complete until the end of the fiscal year.		
Total Reports:	0	
Number Screened In:	0	
Number Screened Out:	0	
Number Substantiated:	0	
Number Unsubstantiated:	0	
Number Active CPS Investigations:	0	



DHS, DFCS, Office of Provider Management
Performance-Based Placement Measures
RBWO Provider GA+SCORECARD - CCI



Report Quarter: Q1 FY2016

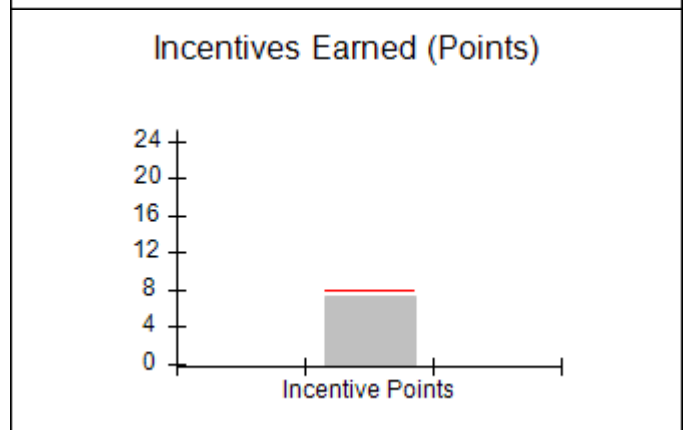
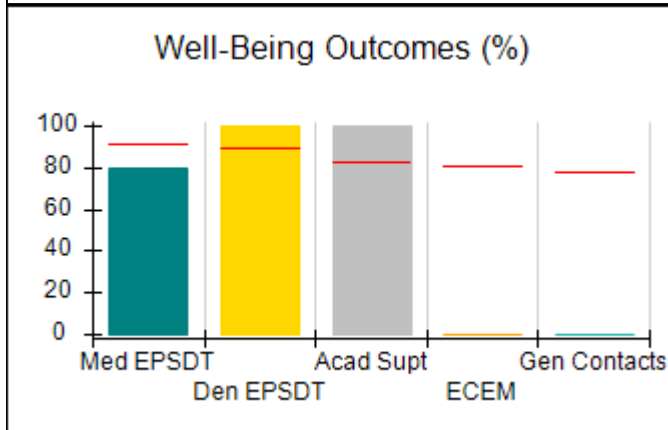
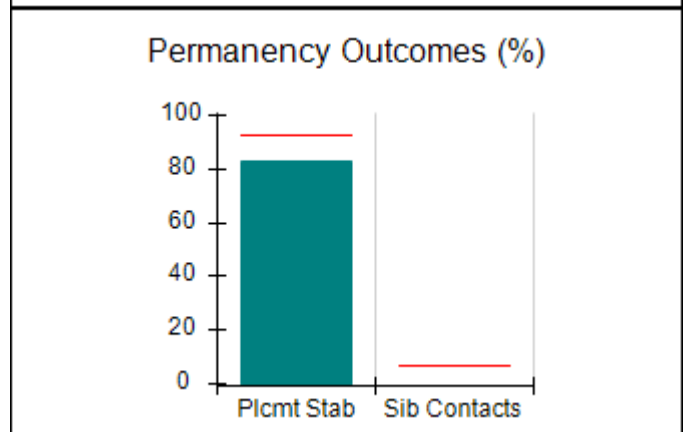
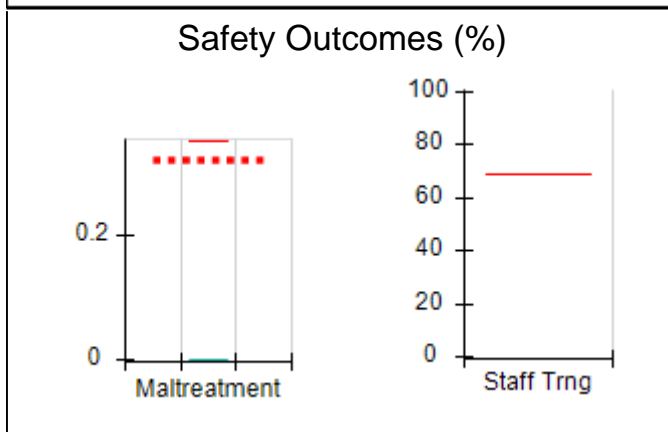
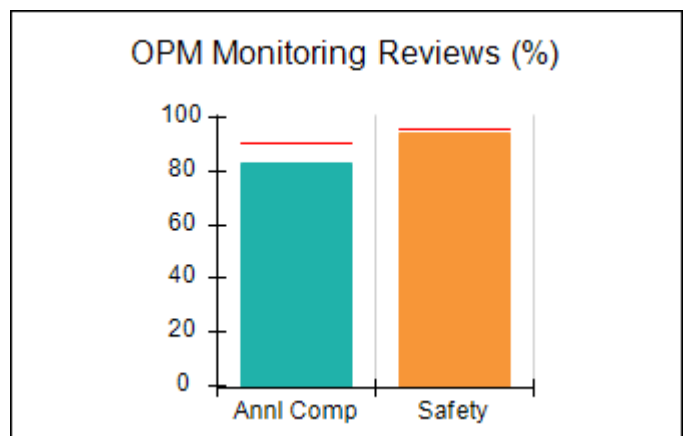
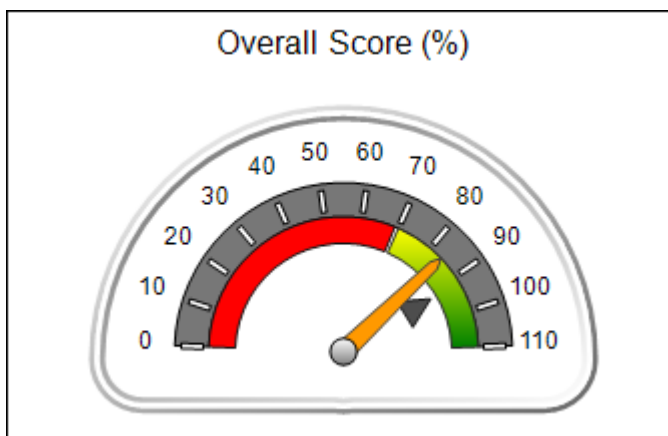
Provider/Program Name: House of Inspiration - (706) - CCI

8958 Saddlewood Dr., Jonesboro, GA 30238 Phone: 678-479-7040 Vendor ID# 35423	Quarterly Scores (Grades)		Current Quarter Score (Grade)
	Q1: 83.97 (B-)	Q2: 83.39 (B-)	83.97% (B-)
	Q3: 87.19 (B+)	Q4: 89.13 (B+)	
Program Census Information:	# Children in Care During Quarter: 6	# Placements During Quarter: 6	# Children in Care On Last Day: 4

Quarterly Provider Comparisons to All CCIs

■■■■■■■■ indicates MalTx Threshold

▼ ————— indicates average for all CCIs





DHS, DFCS, Office of Provider Management
Performance-Based Placement Measures
RBWO Provider GA+SCORECARD - CCI
Report Quarter: Q1 FY2016



Provider/Program Name: House of Inspiration - (706) - CCI

8958 Saddlewood Dr., Jonesboro, GA 30238 Phone: 678-479-7040 Vendor ID# 35423	Quarterly Scores (Grades)		Current Quarter Score (Grade)
	Q1: 83.97 (B-)	Q2: 83.39 (B-)	83.97%
	Q3: 87.19 (B+)	Q4: 89.13 (B+)	(B-)

Program Census Information:	# Children in Care During Quarter: 6	# Placements During Quarter: 6	# Children in Care On Last Day: 4
-----------------------------	--------------------------------------	--------------------------------	-----------------------------------

	Avg Performance All CCIs (%)	Provider Performance (%)*	Possible Points (Weight)	Provider Points Earned
--	-------------------------------------	----------------------------------	---------------------------------	-------------------------------

OPM Monitoring Reviews

Annual Comprehensive Reviews	90%	83%	25	20.67
Safety Reviews	96%	94%	15	14.15
Monitoring Sub-Total			40	34.81

CCI Safety Outcomes

Incidence of Maltreatment	0.35%	No Substantiated Reports	14	14.00
Staff Training	69%	Not Eligible		
Safety Sub-Total			14	14.00

CCI Permanency Outcomes

Placement Stability	93%	83%	20	16.60
Sibling Contacts	7%	None Planned		
Permanency Sub-Total			20	16.60

CCI Well-Being Outcomes

EPSDT Medical Visits	91%	80%	4	3.20
EPSDT Dental Visits	89%	100%	4	4.00
Academic Supports	82%	100%	4	4.00
Provider ECEM Visits	80%	0%	7	0.00
Provider General Contacts	77%	0%	7	0.00
Well-Being Sub-Total			26	11.20

*Performance calculation descriptions can be found in the FY 2016 RBWO PBP Measurements and Standards Guide.

Monitoring & Outcomes: Possible Points = 100		Points Earned = 76.61	
Score Before Incentives Credit		76.61%	
Incentives Awarded		7.36 pts	
PBP Verification		N/A pts	
Total Score		83.97%	

Provider/Program Name: House of Inspiration - (706) - CCI



DHS, DFCS, Office of Provider Management
Performance-Based Placement Measures
RBWO Provider GA+SCORECARD - CCI



Report Quarter: Q1 FY2016

Program Census Information:		# Children in Care During Quarter: 6	# Placements During Quarter: 6	# Children in Care On Last Day: 4
CCI Incentive Credits	Avg Performance All CCIs (Points)	Provider Performance (%)*	Possible Points (Weight)	Provider Points Earned
Early EPSDT Medical Visits		50%	2	1.00
Early EPSDT Dental Visits		100%	2	2.00
Permanency Contacts		None Planned	5	
Additional Academic Supports		18%	2	0.36
Active Agency Accreditation		0%	4	0.00
Staff Clinical Licensure		0%	5	0.00
Behavior Management (threshold = 0)		100%	4	4.00
Incentives Total	7.91		24	7.36
Maximum total combined incentive credit allowed is 10 points.			Incentives Awarded	7.36
*Performance calculation descriptions can be found in the FY 2016 RBWO PBP Measurements and Standards Guide.				

Child Protective Services Investigations and Dispositions

The following investigations data, which is not used for scoring but is considered significant to a provider's performance, is from Georgia SHINES and is not considered final or complete until the end of the fiscal year.

Total Reports:	0
Number Screened In:	0
Number Screened Out:	0
Number Substantiated:	0
Number Unsubstantiated:	0
Number Active CPS Investigations:	0



DHS, DFCS, Office of Provider Management
Performance-Based Placement Measures
RBWO Provider GA+SCORECARD - CCI
Report Quarter: Q1 FY2016



Provider/Program Name: Jesse's House - (614) - CCI

129 Samaritan Dr., Cumming, GA 30040

Phone: 678-947-6217

Vendor ID# 35432

Quarterly Scores (Grades)

Q1: 104.79 (A+)

Q2: 107.95 (A+)

Q3: 106.78 (A+)

Q4: 107.66 (A+)

Current Quarter Score (Grade)

104.79%

(A+)

Program Census Information:

Children in Care During Quarter: 20

Placements During Quarter: 20

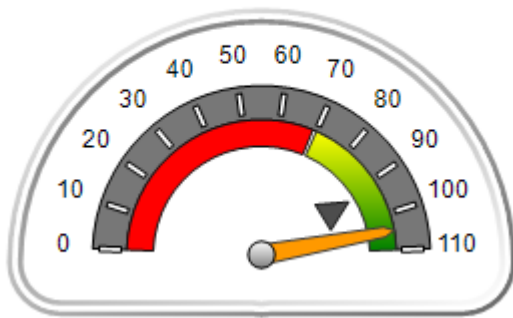
Children in Care On Last Day: 10

Quarterly Provider Comparisons to All CCIs

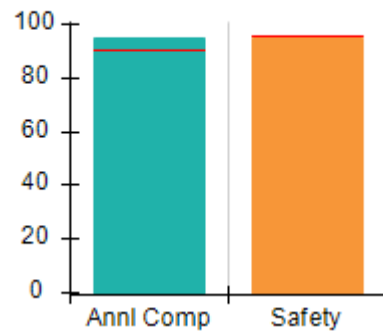
■■■■■■■■ indicates MalTx Threshold

▼ indicates average for all CCIs

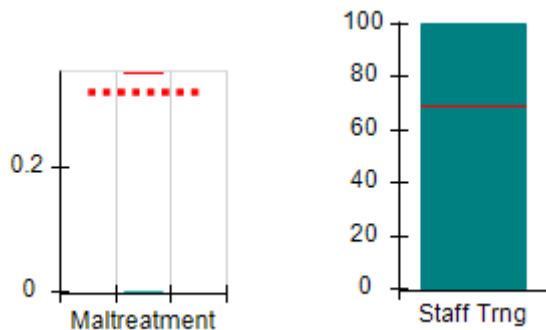
Overall Score (%)



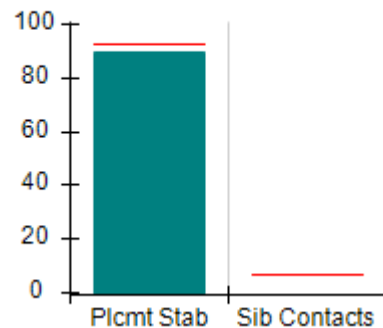
OPM Monitoring Reviews (%)



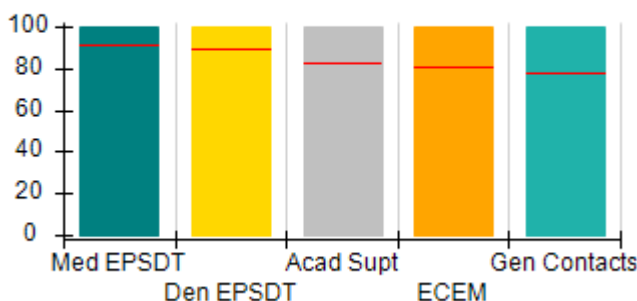
Safety Outcomes (%)



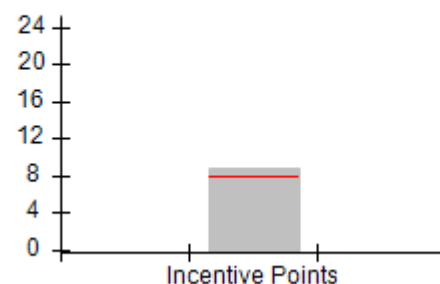
Permanency Outcomes (%)



Well-Being Outcomes (%)



Incentives Earned (Points)





DHS, DFCS, Office of Provider Management
Performance-Based Placement Measures
RBWO Provider GA+SCORECARD - CCI
Report Quarter: Q1 FY2016



Provider/Program Name: Jesse's House - (614) - CCI

129 Samaritan Dr., Cumming, GA 30040 Phone: 678-947-6217 Vendor ID# 35432	Quarterly Scores (Grades)		Current Quarter Score (Grade)
	Q1: 104.79 (A+)	Q2: 107.95 (A+)	104.79%
	Q3: 106.78 (A+)	Q4: 107.66 (A+)	(A+)

Program Census Information:	# Children in Care During Quarter: 20	# Placements During Quarter: 20	# Children in Care On Last Day: 10
-----------------------------	---------------------------------------	---------------------------------	------------------------------------

	Avg Performance All CCIs (%)	Provider Performance (%)*	Possible Points (Weight)	Provider Points Earned
--	-------------------------------------	----------------------------------	---------------------------------	-------------------------------

OPM Monitoring Reviews

Annual Comprehensive Reviews	90%	95%	25	23.71
Safety Reviews	96%	95%	15	14.30
Monitoring Sub-Total			40	38.01

CCI Safety Outcomes

Incidence of Maltreatment	0.35%	No Substantiated Reports	10	10.00
Staff Training	69%	100%	4	4.00
Safety Sub-Total			14	14.00

CCI Permanency Outcomes

Placement Stability	93%	90%	20	18.00
Sibling Contacts	7%	None Planned		
Permanency Sub-Total			20	18.00

CCI Well-Being Outcomes

EPSDT Medical Visits	91%	100%	4	4.00
EPSDT Dental Visits	89%	100%	4	4.00
Academic Supports	82%	100%	4	4.00
Provider ECEM Visits	80%	100%	7	7.00
Provider General Contacts	77%	100%	7	7.00
Well-Being Sub-Total			26	26.00

*Performance calculation descriptions can be found in the FY 2016 RBWO PBP Measurements and Standards Guide.

Monitoring & Outcomes: Possible Points = 100		Points Earned = 96.01	
Score Before Incentives Credit			96.01%
Incentives Awarded			8.78 pts
PBP Verification			N/A pts
Total Score			104.79%

Provider/Program Name: Jesse's House - (614) - CCI



DHS, DFCS, Office of Provider Management
Performance-Based Placement Measures
RBWO Provider GA+SCORECARD - CCI



Report Quarter: Q1 FY2016

Program Census Information:		# Children in Care During Quarter: 20	# Placements During Quarter: 20	# Children in Care On Last Day: 10
CCI Incentive Credits	Avg Performance All CCIs (Points)	Provider Performance (%)*	Possible Points (Weight)	Provider Points Earned
Early EPSDT Medical Visits		100%	2	2.00
Early EPSDT Dental Visits		100%	2	2.00
Permanency Contacts		None Planned	5	
Additional Academic Supports		39%	2	0.78
Active Agency Accreditation		0%	4	0.00
Staff Clinical Licensure		0%	5	0.00
Behavior Management (threshold = 0)		100%	4	4.00
Incentives Total	7.91		24	8.78
Maximum total combined incentive credit allowed is 10 points.			Incentives Awarded	8.78

*Performance calculation descriptions can be found in the FY 2016 RBWO PBP Measurements and Standards Guide.

Child Protective Services Investigations and Dispositions

The following investigations data, which is not used for scoring but is considered significant to a provider's performance, is from Georgia SHINES and is not considered final or complete until the end of the fiscal year.

Total Reports:	3
Number Screened In:	1
Number Screened Out:	2
Number Substantiated:	0
Number Unsubstantiated:	1
Number Active CPS Investigations:	0



DHS, DFCS, Office of Provider Management
Performance-Based Placement Measures
RBWO Provider GA+SCORECARD - CCI



Report Quarter: Q1 FY2016

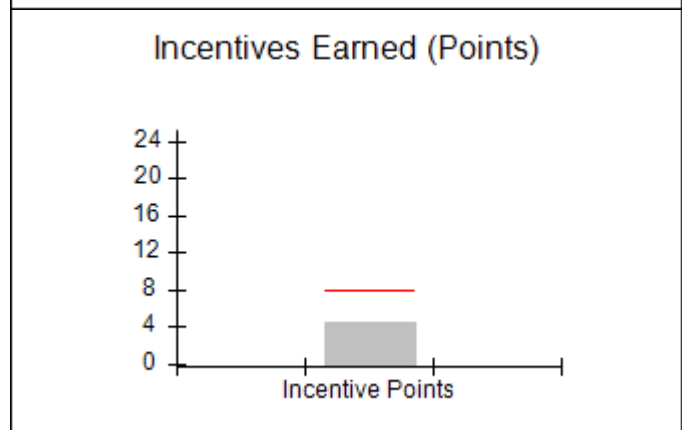
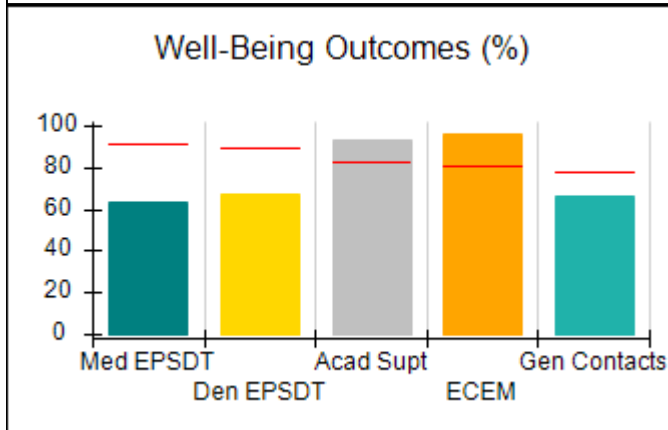
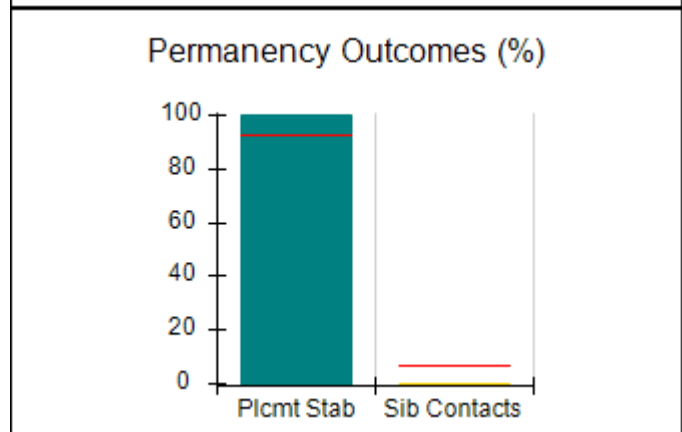
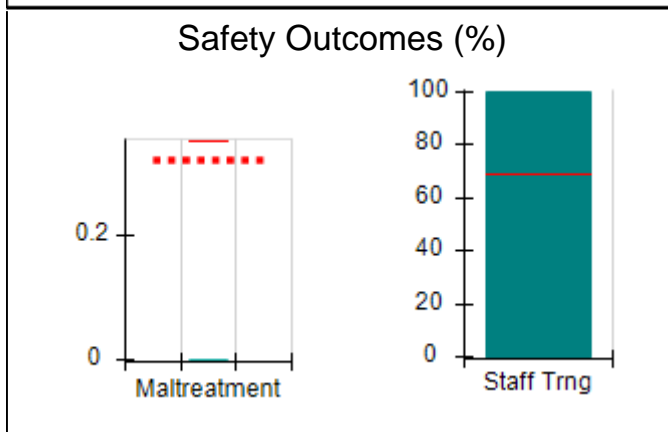
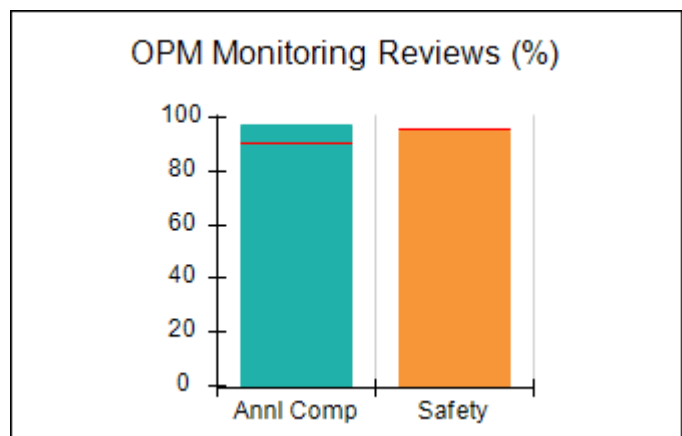
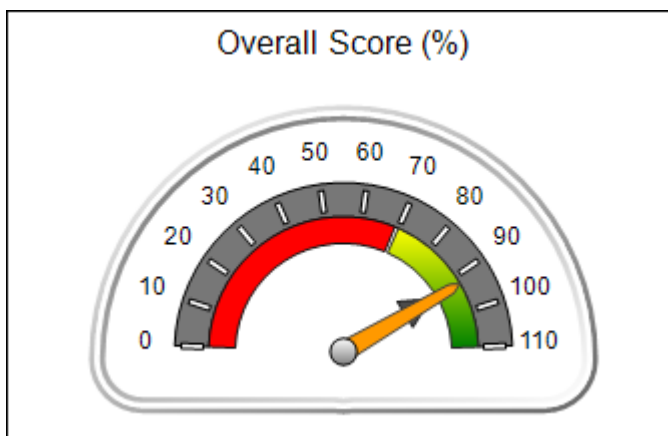
Provider/Program Name: Kidspeace - Bowdon Residential Campus (715) - CCI

101 Kidspeace Dr., Bowdon, GA 30108 Phone: 770-437-7200 Vendor ID# 35437	Quarterly Scores (Grades)		Current Quarter Score (Grade)
	Q1: 92.41 (A-)	Q2: 95.49 (A)	92.41% (A-)
	Q3: 98.54 (A+)	Q4: 98.79 (A+)	
Program Census Information:	# Children in Care During Quarter: 34	# Placements During Quarter: 34	# Children in Care On Last Day: 24

Quarterly Provider Comparisons to All CCIs

■■■■■■■■ indicates MalTx Threshold

▼ — indicates average for all CCIs





DHS, DFCS, Office of Provider Management
Performance-Based Placement Measures
RBWO Provider GA+SCORECARD - CCI
Report Quarter: Q1 FY2016



Provider/Program Name: Kidspeace - Bowdon Residential Campus (715) - CCI

101 Kidspeace Dr., Bowdon, GA 30108 Phone: 770-437-7200 Vendor ID# 35437	Quarterly Scores (Grades)		Current Quarter Score (Grade)
	Q1: 92.41 (A-)	Q2: 95.49 (A)	92.41%
	Q3: 98.54 (A+)	Q4: 98.79 (A+)	(A-)

Program Census Information:	# Children in Care During Quarter: 34	# Placements During Quarter: 34	# Children in Care On Last Day: 24
-----------------------------	---------------------------------------	---------------------------------	------------------------------------

	Avg Performance All CCIs (%)	Provider Performance (%)*	Possible Points (Weight)	Provider Points Earned
--	-------------------------------------	----------------------------------	---------------------------------	-------------------------------

OPM Monitoring Reviews

Annual Comprehensive Reviews	90%	98%	25	24.42
Safety Reviews	96%	95%	15	14.27
Monitoring Sub-Total			40	38.69

CCI Safety Outcomes

Incidence of Maltreatment	0.35%	No Substantiated Reports	10	10.00
Staff Training	69%	100%	4	4.00
Safety Sub-Total			14	14.00

CCI Permanency Outcomes

Placement Stability	93%	100%	15	15.00
Sibling Contacts	7%	0%	5	0.00
Permanency Sub-Total			20	15.00

CCI Well-Being Outcomes

EPSDT Medical Visits	91%	63%	4	2.52
EPSDT Dental Visits	89%	67%	4	2.68
Academic Supports	82%	93%	4	3.72
Provider ECEM Visits	80%	96%	7	6.72
Provider General Contacts	77%	66%	7	4.62
Well-Being Sub-Total			26	20.26

*Performance calculation descriptions can be found in the FY 2016 RBWO PBP Measurements and Standards Guide.

Monitoring & Outcomes: Possible Points = 100		Points Earned = 87.95	
Score Before Incentives Credit			87.95%
Incentives Awarded			4.46 pts
PBP Verification			N/A pts
Total Score			92.41%

Provider/Program Name: Kidspeace - Bowdon Residential Campus (715) - CCI



DHS, DFCS, Office of Provider Management
Performance-Based Placement Measures
RBWO Provider GA+SCORECARD - CCI



Report Quarter: Q1 FY2016

Program Census Information:		# Children in Care During Quarter: 34	# Placements During Quarter: 34	# Children in Care On Last Day: 24
CCI Incentive Credits	Avg Performance All CCIs (Points)	Provider Performance (%)*	Possible Points (Weight)	Provider Points Earned
Early EPSDT Medical Visits		31%	2	0.62
Early EPSDT Dental Visits		27%	2	0.54
Permanency Contacts		26%	5	1.30
Additional Academic Supports		0%	2	0.00
Active Agency Accreditation		50%	4	2.00
Staff Clinical Licensure		0%	5	0.00
Behavior Management (threshold = 0)		0%	4	0.00
Incentives Total	7.91		24	4.46
Maximum total combined incentive credit allowed is 10 points.			Incentives Awarded	4.46
*Performance calculation descriptions can be found in the FY 2016 RBWO PBP Measurements and Standards Guide.				

Child Protective Services Investigations and Dispositions

The following investigations data, which is not used for scoring but is considered significant to a provider's performance, is from Georgia SHINES and is not considered final or complete until the end of the fiscal year.

Total Reports:	1
Number Screened In:	1
Number Screened Out:	0
Number Substantiated:	0
Number Unsubstantiated:	1
Number Active CPS Investigations:	0



DHS, DFCS, Office of Provider Management
Performance-Based Placement Measures
RBWO Provider GA+SCORECARD - CCI



Report Quarter: Q1 FY2016

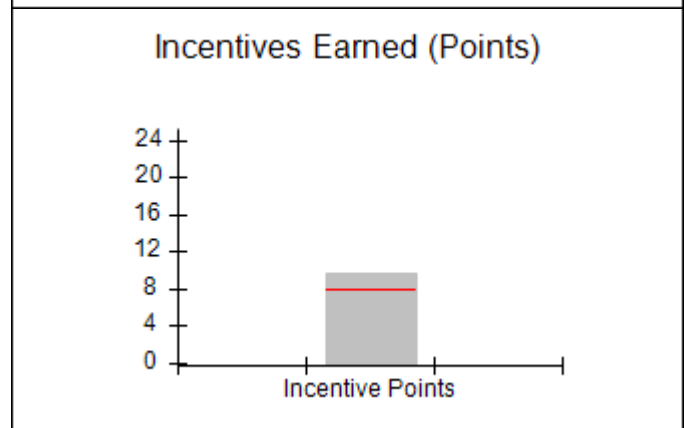
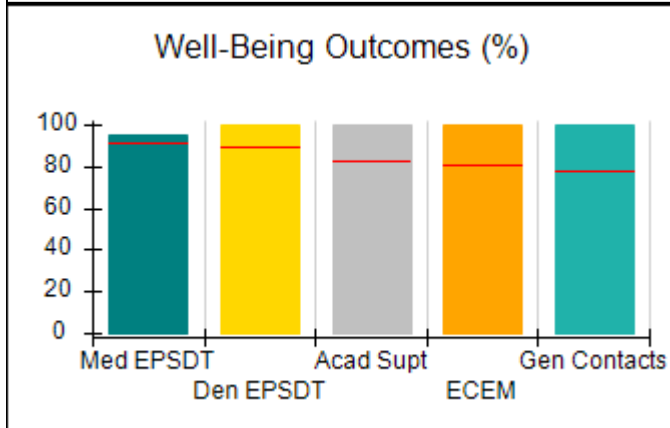
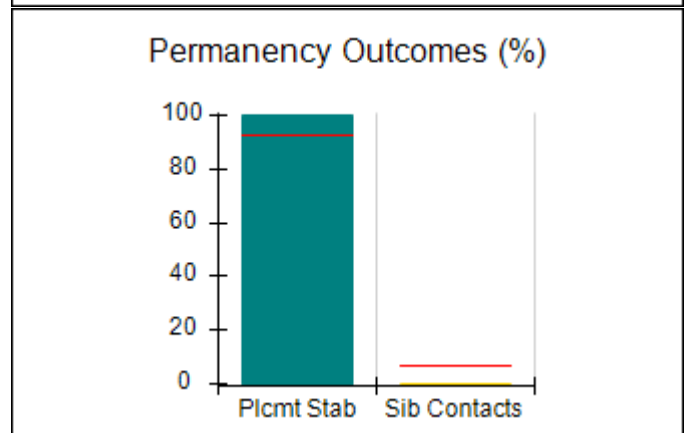
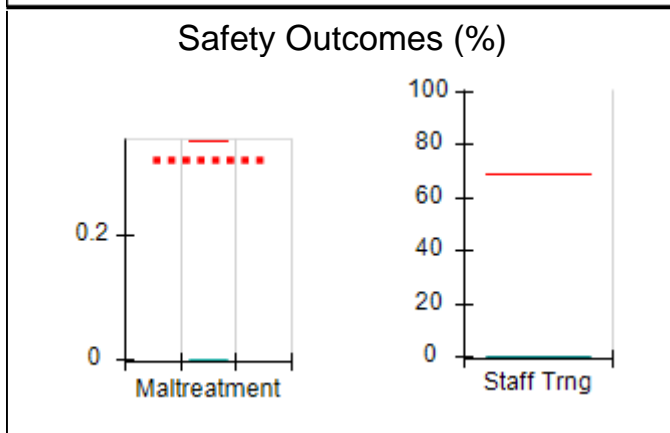
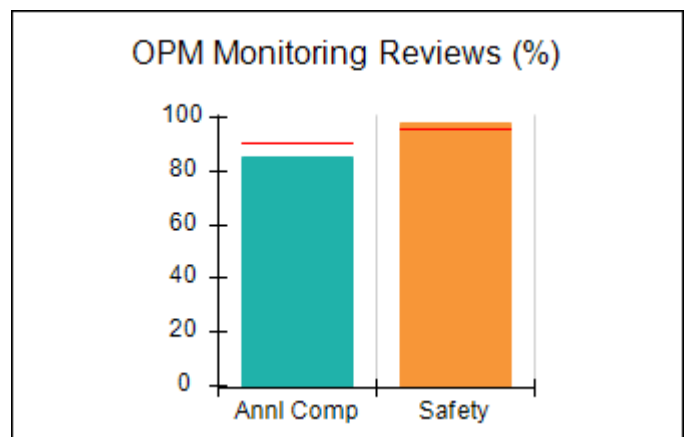
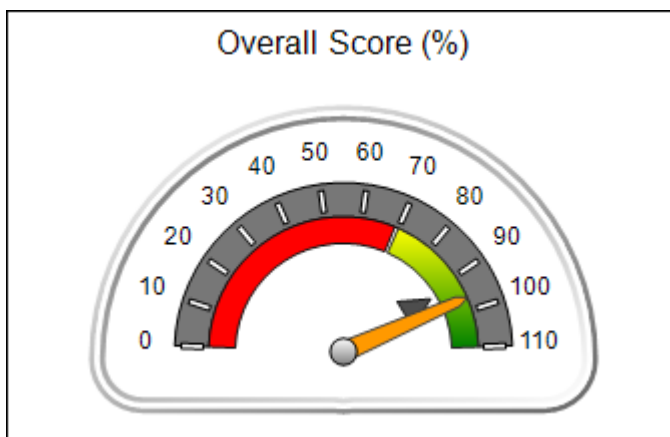
Provider/Program Name: Liberty County Children's Home - dba Gabriel's House (725) - CCI

6145 E. Oglethorpe Highway, Midway, GA 31320 Phone: 912-876-4500 Vendor ID# 35444	Quarterly Scores (Grades)		Current Quarter Score (Grade)
	Q1: 96.49 (A)	Q2: 100.02 (A+)	96.49% (A)
	Q3: 100.70 (A+)	Q4: 100.70 (A+)	
Program Census Information:	# Children in Care During Quarter: 19	# Placements During Quarter: 19	# Children in Care On Last Day: 15

Quarterly Provider Comparisons to All CCIs

■■■■■■■■ indicates MalTx Threshold

▼ ————— indicates average for all CCIs





DHS, DFCS, Office of Provider Management
Performance-Based Placement Measures
RBWO Provider GA+SCORECARD - CCI



Report Quarter: Q1 FY2016

Provider/Program Name: Liberty County Children's Home - dba Gabriel's House (725) - CCI				
6145 E. Oglethorpe Highway, Midway, GA 31320		Quarterly Scores (Grades)		Current Quarter Score (Grade)
Phone: 912-876-4500		Q1: 96.49 (A)	Q2: 100.02 (A+)	96.49%
Vendor ID# 35444		Q3: 100.70 (A+)	Q4: 100.70 (A+)	(A)
Program Census Information:		# Children in Care During Quarter: 19	# Placements During Quarter: 19	# Children in Care On Last Day: 15
	Avg Performance All CCIs (%)	Provider Performance (%)*	Possible Points (Weight)	Provider Points Earned
OPM Monitoring Reviews				
Annual Comprehensive Reviews	90%	85%	25	21.25
Safety Reviews	96%	98%	15	14.72
Monitoring Sub-Total			40	35.97
CCI Safety Outcomes				
Incidence of Maltreatment	0.35%	No Substantiated Reports	10	10.00
Staff Training	69%	0%	4	0.00
Safety Sub-Total			14	10.00
CCI Permanency Outcomes				
Placement Stability	93%	100%	15	15.00
Sibling Contacts	7%	0%	5	0.00
Permanency Sub-Total			20	15.00
CCI Well-Being Outcomes				
EPSDT Medical Visits	91%	95%	4	3.80
EPSDT Dental Visits	89%	100%	4	4.00
Academic Supports	82%	100%	4	4.00
Provider ECEM Visits	80%	100%	7	7.00
Provider General Contacts	77%	100%	7	7.00
Well-Being Sub-Total			26	25.80
*Performance calculation descriptions can be found in the FY 2016 RBWO PBP Measurements and Standards Guide.				

Monitoring & Outcomes: Possible Points = 100		Points Earned = 86.77	
Score Before Incentives Credit			86.77%
Incentives Awarded			9.72 pts
PBP Verification			N/A pts
Total Score			96.49%

Provider/Program Name: Liberty County Children's Home - dba Gabriel's House (725) - CCI



DHS, DFCS, Office of Provider Management
Performance-Based Placement Measures
RBWO Provider GA+SCORECARD - CCI



Report Quarter: Q1 FY2016

Program Census Information:		# Children in Care During Quarter: 19	# Placements During Quarter: 19	# Children in Care On Last Day: 15
CCI Incentive Credits	Avg Performance All CCIs (Points)	Provider Performance (%)*	Possible Points (Weight)	Provider Points Earned
Early EPSDT Medical Visits		86%	2	1.72
Early EPSDT Dental Visits		100%	2	2.00
Permanency Contacts		0%	5	0.00
Additional Academic Supports		100%	2	2.00
Active Agency Accreditation		0%	4	0.00
Staff Clinical Licensure		0%	5	0.00
Behavior Management (threshold = 0)		100%	4	4.00
Incentives Total	7.91		24	9.72
Maximum total combined incentive credit allowed is 10 points.			Incentives Awarded	9.72

*Performance calculation descriptions can be found in the FY 2016 RBWO PBP Measurements and Standards Guide.

Child Protective Services Investigations and Dispositions		
The following investigations data, which is not used for scoring but is considered significant to a provider's performance, is from Georgia SHINES and is not considered final or complete until the end of the fiscal year.		
Total Reports:	0	
Number Screened In:	0	
Number Screened Out:	0	
Number Substantiated:	0	
Number Unsubstantiated:	0	
Number Active CPS Investigations:	0	



DHS, DFCS, Office of Provider Management
Performance-Based Placement Measures
RBWO Provider GA+SCORECARD - CCI
Report Quarter: Q1 FY2016



Provider/Program Name: Life Skills Community Center - (5204) - CCI

975 Cobb Place Blvd., Atlanta, GA 30144

Phone: 404-918-0908

Vendor ID# 132893

Quarterly Scores (Grades)

Current Quarter Score (Grade)

Q1: N/A

Q2: N/A

N/A%

Q3: N/A

Q4: N/A

Program Census Information:

Children in Care During Quarter: 0

Placements During Quarter: 0

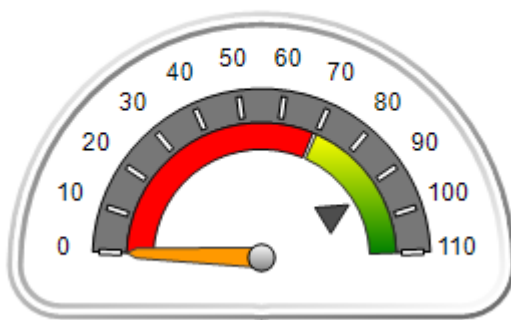
Children in Care On Last Day: 0

Quarterly Provider Comparisons to All CCIs

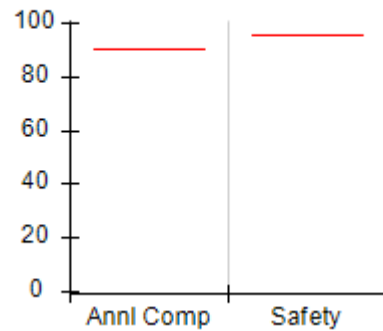
■■■■■■■■ indicates MalTx Threshold

▼ ————— indicates average for all CCIs

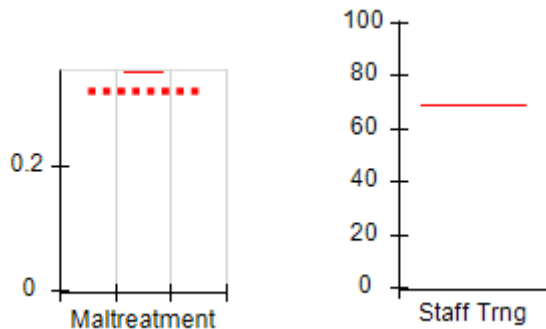
Overall Score (%)



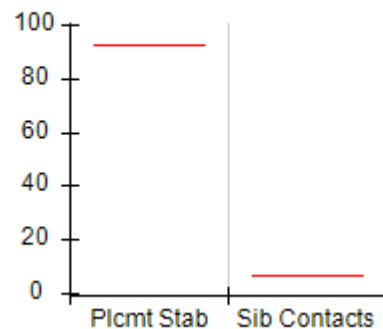
OPM Monitoring Reviews (%)



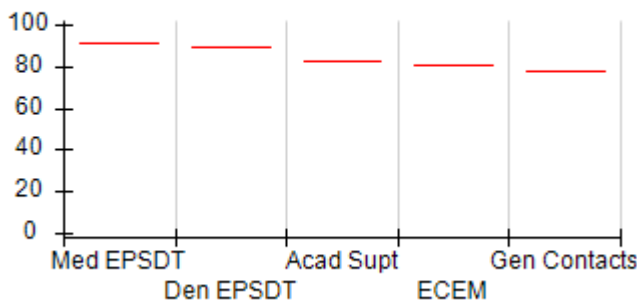
Safety Outcomes (%)



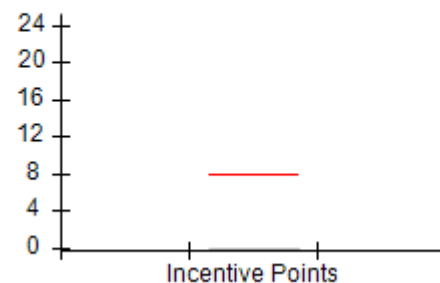
Permanency Outcomes (%)



Well-Being Outcomes (%)



Incentives Earned (Points)





DHS, DFCS, Office of Provider Management
Performance-Based Placement Measures
RBWO Provider GA+SCORECARD - CCI
Report Quarter: Q1 FY2016



Provider/Program Name: Life Skills Community Center - (5204) - CCI

975 Cobb Place Blvd., Atlanta, GA 30144 Phone: 404-918-0908 Vendor ID# 132893	Quarterly Scores (Grades)		Current Quarter Score (Grade)
	Q1: N/A	Q2: N/A	N/A%
	Q3: N/A	Q4: N/A	

Program Census Information:	# Children in Care During Quarter: 0	# Placements During Quarter: 0	# Children in Care On Last Day: 0
-----------------------------	--------------------------------------	--------------------------------	-----------------------------------

	Avg Performance All CCIs (%)	Provider Performance (%)*	Possible Points (Weight)	Provider Points Earned
--	-------------------------------------	----------------------------------	---------------------------------	-------------------------------

OPM Monitoring Reviews

Annual Comprehensive Reviews	90%	Not Yet Conducted		
Safety Reviews	96%	Not Yet Conducted		
Monitoring Sub-Total				0.00

CCI Safety Outcomes

Incidence of Maltreatment	0.35%	Not Eligible		
Staff Training	69%	Not Eligible		
Safety Sub-Total			N/A	

CCI Permanency Outcomes

Placement Stability	93%	Not Eligible		
Sibling Contacts	7%	None Planned		
Permanency Sub-Total			N/A	

CCI Well-Being Outcomes

EPSDT Medical Visits	91%	Not Eligible		
EPSDT Dental Visits	89%	Not Eligible		
Academic Supports	82%	Not Eligible		
Provider ECEM Visits	80%	Not Eligible		
Provider General Contacts	77%	Not Eligible		
Well-Being Sub-Total			N/A	

*Performance calculation descriptions can be found in the FY 2016 RBWO PBP Measurements and Standards Guide.

Monitoring & Outcomes: Possible Points = 0		Points Earned = N/A	
Score Before Incentives Credit			N/A
Incentives Awarded			0.00 pts
PBP Verification			N/A pts
Total Score			N/A%

Provider/Program Name: Life Skills Community Center - (5204) - CCI



DHS, DFCS, Office of Provider Management
Performance-Based Placement Measures
RBWO Provider GA+SCORECARD - CCI



Report Quarter: Q1 FY2016

Program Census Information:		# Children in Care During Quarter: 0	# Placements During Quarter: 0	# Children in Care On Last Day: 0
CCI Incentive Credits	Avg Performance All CCIs (Points)	Provider Performance (%)*	Possible Points (Weight)	Provider Points Earned
Early EPSDT Medical Visits		Not Eligible	2	
Early EPSDT Dental Visits		Not Eligible	2	
Permanency Contacts		None Planned	5	
Additional Academic Supports		Not Eligible	2	
Active Agency Accreditation		0%	4	0.00
Staff Clinical Licensure		0%	5	0.00
Behavior Management (threshold = 0)		0%	4	
Incentives Total	7.91		24	0.00
Maximum total combined incentive credit allowed is 10 points.			Incentives Awarded	0.00

*Performance calculation descriptions can be found in the FY 2016 RBWO PBP Measurements and Standards Guide.

Child Protective Services Investigations and Dispositions

The following investigations data, which is not used for scoring but is considered significant to a provider's performance, is from Georgia SHINES and is not considered final or complete until the end of the fiscal year.

Total Reports:	0
Number Screened In:	0
Number Screened Out:	0
Number Substantiated:	0
Number Unsubstantiated:	0
Number Active CPS Investigations:	0



DHS, DFCS, Office of Provider Management
Performance-Based Placement Measures
RBWO Provider GA+SCORECARD - CCI



Report Quarter: Q1 FY2016

Provider/Program Name: Little Debbie's Second Chance Home, Inc. - (formerly Celine's Place) (884) - CCI

1768 Young Rd., Lithonia, GA 30058

Phone: 404-296-1311

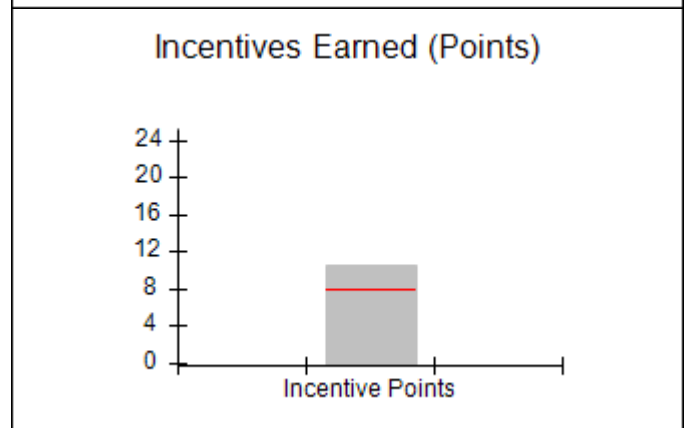
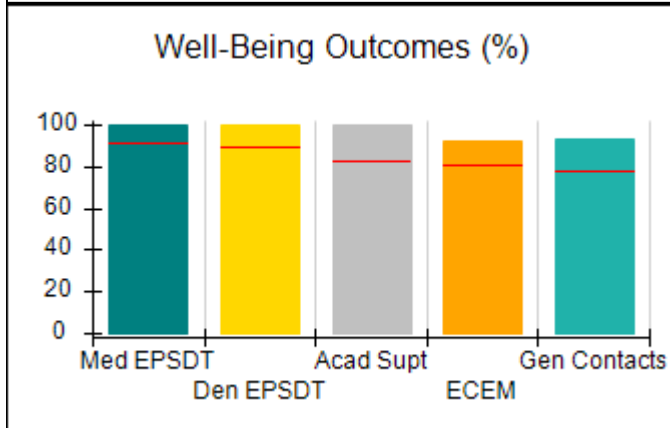
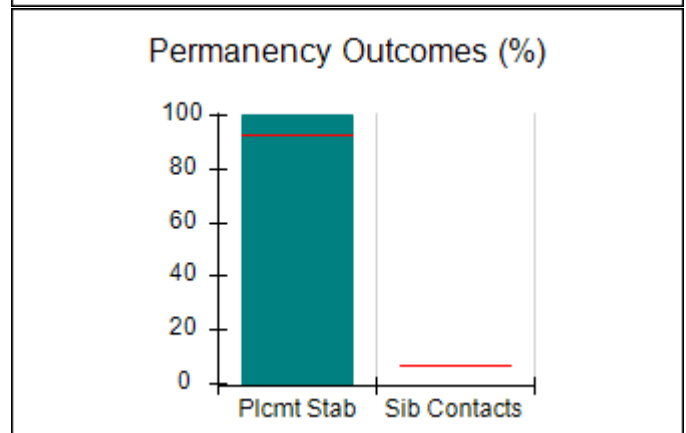
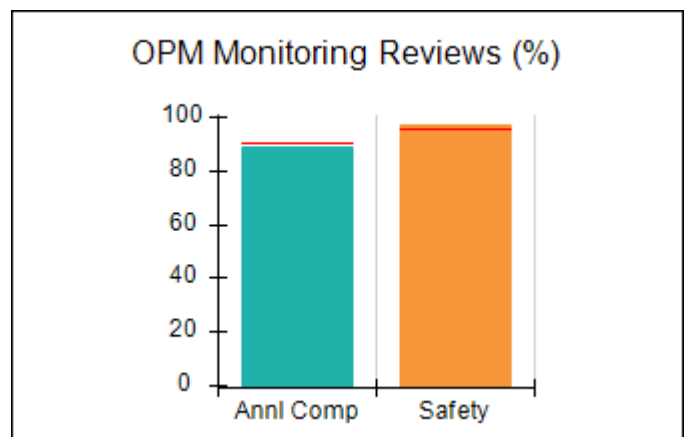
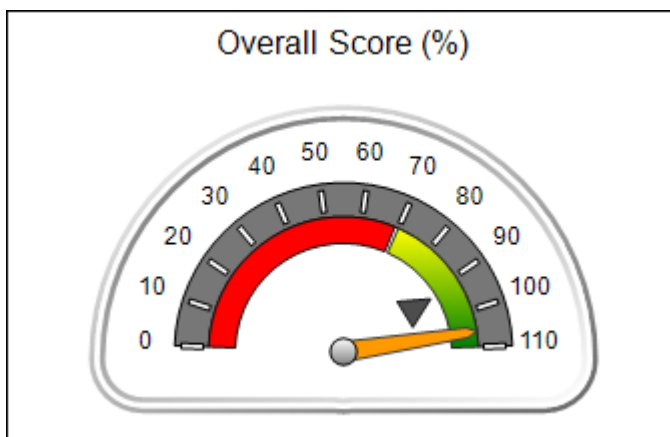
Vendor ID# 35260

	Quarterly Scores (Grades)		Current Quarter Score (Grade)
	Q1: 105.84 (A+)	Q2: 106.68 (A+)	105.84% (A+)
	Q3: 104.16 (A+)	Q4: 87.22 (B+)	
Program Census Information:	# Children in Care During Quarter: 8	# Placements During Quarter: 8	# Children in Care On Last Day: 6

Quarterly Provider Comparisons to All CCIs

■■■■■■■■ indicates MalTx Threshold

▼ indicates average for all CCIs





DHS, DFCS, Office of Provider Management
Performance-Based Placement Measures
RBWO Provider GA+SCORECARD - CCI



Report Quarter: Q1 FY2016

Provider/Program Name: Little Debbie's Second Chance Home, Inc. - (formerly Celine's Place) (884) - CCI				
1768 Young Rd., Lithonia, GA 30058		Quarterly Scores (Grades)		Current Quarter Score (Grade)
Phone: 404-296-1311		Q1: 105.84 (A+)	Q2: 106.68 (A+)	105.84%
Vendor ID# 35260		Q3: 104.16 (A+)	Q4: 87.22 (B+)	(A+)
Program Census Information:		# Children in Care During Quarter: 8	# Placements During Quarter: 8	# Children in Care On Last Day: 6
	Avg Performance All CCIs (%)	Provider Performance (%)*	Possible Points (Weight)	Provider Points Earned
OPM Monitoring Reviews				
Annual Comprehensive Reviews	90%	89%	25	22.33
Safety Reviews	96%	97%	15	14.56
Monitoring Sub-Total			40	36.89
CCI Safety Outcomes				
Incidence of Maltreatment	0.35%	No Substantiated Reports	10	10.00
Staff Training	69%	100%	4	4.00
Safety Sub-Total			14	14.00
CCI Permanency Outcomes				
Placement Stability	93%	100%	20	20.00
Sibling Contacts	7%	None Planned		
Permanency Sub-Total			20	20.00
CCI Well-Being Outcomes				
EPSDT Medical Visits	91%	100%	4	4.00
EPSDT Dental Visits	89%	100%	4	4.00
Academic Supports	82%	100%	4	4.00
Provider ECEM Visits	80%	92%	7	6.44
Provider General Contacts	77%	93%	7	6.51
Well-Being Sub-Total			26	24.95
*Performance calculation descriptions can be found in the FY 2016 RBWO PBP Measurements and Standards Guide.				

Monitoring & Outcomes: Possible Points = 100		Points Earned = 95.84	
Score Before Incentives Credit			95.84%
Incentives Awarded			10.00 pts
PBP Verification			N/A pts
Total Score			105.84%

Provider/Program Name: Little Debbie's Second Chance Home, Inc. - (formerly Celine's Place) (884) - CCI



DHS, DFCS, Office of Provider Management
Performance-Based Placement Measures
RBWO Provider GA+SCORECARD - CCI



Report Quarter: Q1 FY2016

Program Census Information:		# Children in Care During Quarter: 8	# Placements During Quarter: 8	# Children in Care On Last Day: 6
CCI Incentive Credits	Avg Performance All CCIs (Points)	Provider Performance (%)*	Possible Points (Weight)	Provider Points Earned
Early EPSDT Medical Visits		100%	2	2.00
Early EPSDT Dental Visits		100%	2	2.00
Permanency Contacts		None Planned	5	
Additional Academic Supports		31%	2	0.62
Active Agency Accreditation		50%	4	2.00
Staff Clinical Licensure		0%	5	0.00
Behavior Management (threshold = 0)		100%	4	4.00
Incentives Total	7.91		24	10.62
Maximum total combined incentive credit allowed is 10 points.			Incentives Awarded	10.00

*Performance calculation descriptions can be found in the FY 2016 RBWO PBP Measurements and Standards Guide.

Child Protective Services Investigations and Dispositions		
The following investigations data, which is not used for scoring but is considered significant to a provider's performance, is from Georgia SHINES and is not considered final or complete until the end of the fiscal year.		
Total Reports:	0	
Number Screened In:	0	
Number Screened Out:	0	
Number Substantiated:	0	
Number Unsubstantiated:	0	
Number Active CPS Investigations:	0	



DHS, DFCS, Office of Provider Management
Performance-Based Placement Measures
RBWO Provider GA+SCORECARD - CCI



Report Quarter: Q1 FY2016

Provider/Program Name: Little Debbie's Second Chance Home, Inc. - Boys to Men (1042) - CCI

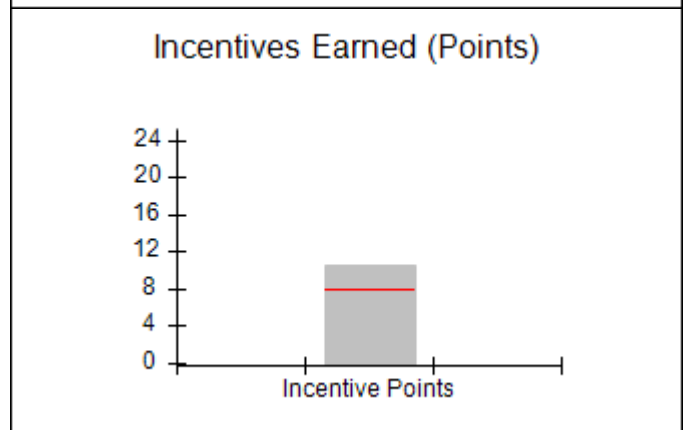
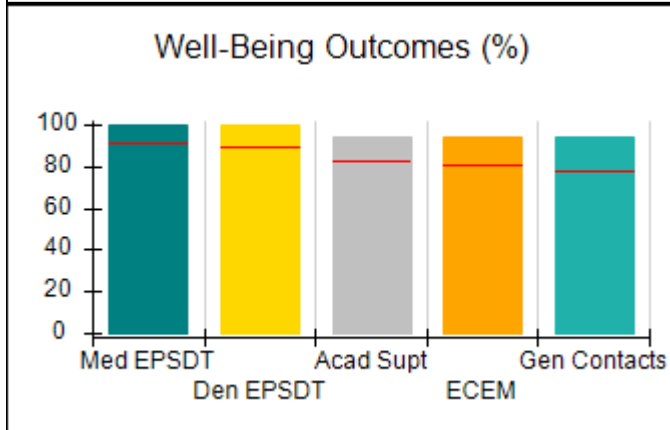
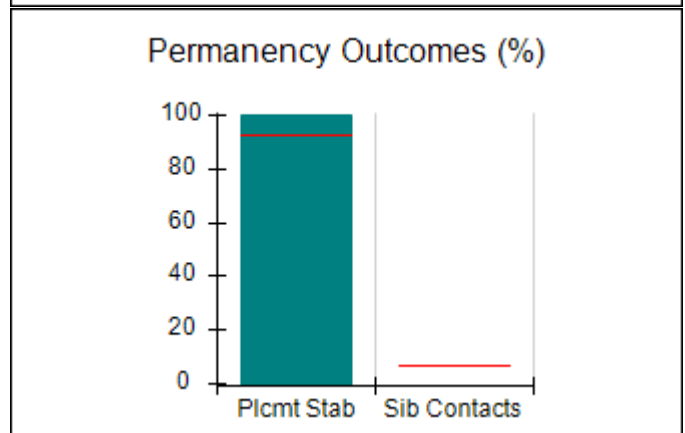
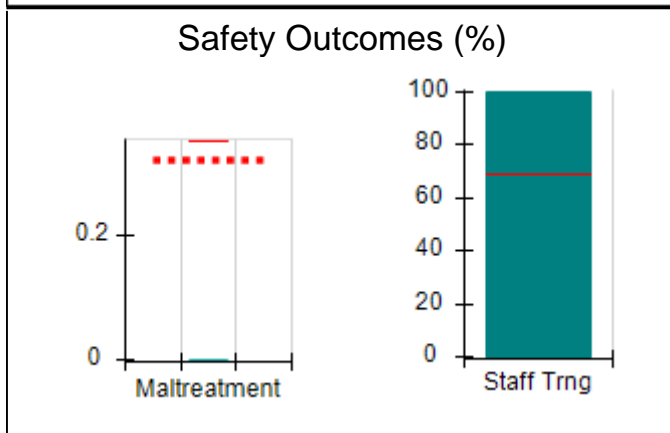
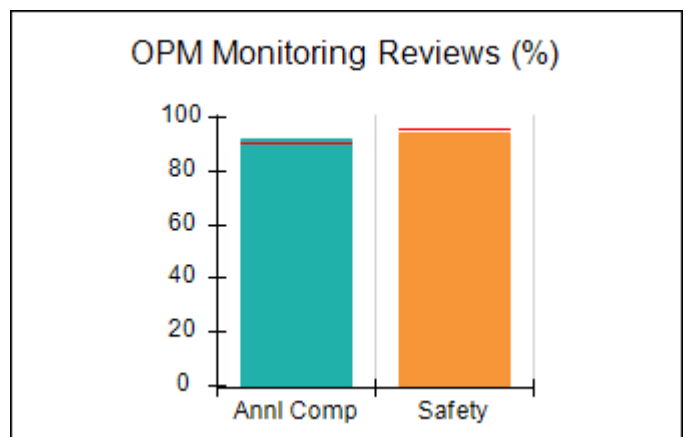
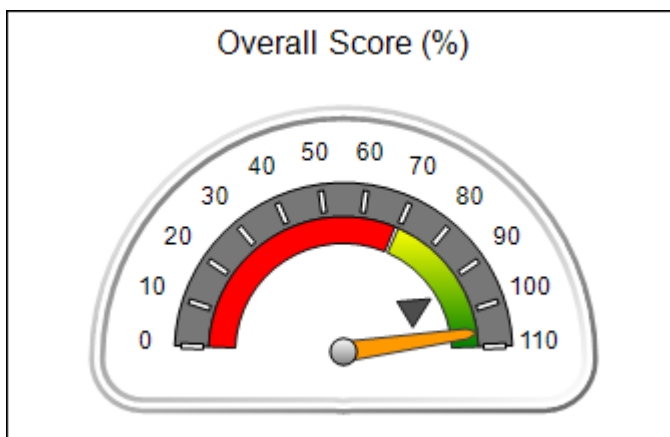
5224 Shawn Lane, Stone Mountain, GA 30088 Phone: 770-686-5169 Vendor ID# 73965	Quarterly Scores (Grades)		Current Quarter Score (Grade)
	Q1: 106.15 (A+)	Q2: 102.22 (A+)	106.15% (A+)
	Q3: 98.10 (A+)	Q4: 103.17 (A+)	

Program Census Information:	# Children in Care During Quarter: 8	# Placements During Quarter: 8	# Children in Care On Last Day: 6
-----------------------------	--------------------------------------	--------------------------------	-----------------------------------

Quarterly Provider Comparisons to All CCIs

■■■■■■■■ indicates MalTx Threshold

▼ ————— indicates average for all CCIs





DHS, DFCS, Office of Provider Management
Performance-Based Placement Measures
RBWO Provider GA+SCORECARD - CCI



Report Quarter: Q1 FY2016

Provider/Program Name: Little Debbie's Second Chance Home, Inc. - Boys to Men (1042) - CCI

5224 Shawn Lane, Stone Mountain, GA 30088 Phone: 770-686-5169 Vendor ID# 73965	Quarterly Scores (Grades)		Current Quarter Score (Grade)
	Q1: 106.15 (A+)	Q2: 102.22 (A+)	106.15%
	Q3: 98.10 (A+)	Q4: 103.17 (A+)	(A+)

Program Census Information:	# Children in Care During Quarter: 8	# Placements During Quarter: 8	# Children in Care On Last Day: 6
------------------------------------	---	---------------------------------------	--

	Avg Performance All CCIs (%)	Provider Performance (%)*	Possible Points (Weight)	Provider Points Earned
--	-------------------------------------	----------------------------------	---------------------------------	-------------------------------

OPM Monitoring Reviews

Annual Comprehensive Reviews	90%	92%	25	23.08
Safety Reviews	96%	94%	15	14.14
Monitoring Sub-Total			40	37.23

CCI Safety Outcomes

Incidence of Maltreatment	0.35%	No Substantiated Reports	10	10.00
Staff Training	69%	100%	4	4.00
Safety Sub-Total			14	14.00

CCI Permanency Outcomes

Placement Stability	93%	100%	20	20.00
Sibling Contacts	7%	None Planned		
Permanency Sub-Total			20	20.00

CCI Well-Being Outcomes

EPSDT Medical Visits	91%	100%	4	4.00
EPSDT Dental Visits	89%	100%	4	4.00
Academic Supports	82%	94%	4	3.76
Provider ECEM Visits	80%	94%	7	6.58
Provider General Contacts	77%	94%	7	6.58
Well-Being Sub-Total			26	24.92

*Performance calculation descriptions can be found in the FY 2016 RBWO PBP Measurements and Standards Guide.

Monitoring & Outcomes: Possible Points = 100		Points Earned = 96.15	
Score Before Incentives Credit		96.15%	
Incentives Awarded		10.00 pts	
PBP Verification		N/A pts	
Total Score		106.15%	

Provider/Program Name: Little Debbie's Second Chance Home, Inc. - Boys to Men (1042) - CCI



DHS, DFCS, Office of Provider Management
Performance-Based Placement Measures
RBWO Provider GA+SCORECARD - CCI



Report Quarter: Q1 FY2016

Program Census Information:		# Children in Care During Quarter: 8	# Placements During Quarter: 8	# Children in Care On Last Day: 6
CCI Incentive Credits	Avg Performance All CCIs (Points)	Provider Performance (%)*	Possible Points (Weight)	Provider Points Earned
Early EPSDT Medical Visits		100%	2	2.00
Early EPSDT Dental Visits		100%	2	2.00
Permanency Contacts		None Planned	5	
Additional Academic Supports		25%	2	0.50
Active Agency Accreditation		50%	4	2.00
Staff Clinical Licensure		0%	5	0.00
Behavior Management (threshold = 0)		100%	4	4.00
Incentives Total	7.91		24	10.50
Maximum total combined incentive credit allowed is 10 points.			Incentives Awarded	10.00

*Performance calculation descriptions can be found in the FY 2016 RBWO PBP Measurements and Standards Guide.

Child Protective Services Investigations and Dispositions		
The following investigations data, which is not used for scoring but is considered significant to a provider's performance, is from Georgia SHINES and is not considered final or complete until the end of the fiscal year.		
Total Reports:	0	
Number Screened In:	0	
Number Screened Out:	0	
Number Substantiated:	0	
Number Unsubstantiated:	0	
Number Active CPS Investigations:	0	



DHS, DFCS, Office of Provider Management
Performance-Based Placement Measures
RBWO Provider GA+SCORECARD - CCI



Report Quarter: Q1 FY2016

Provider/Program Name: Little Debbie's Second Chance Home, Inc. - Columbia (5214) - CCI

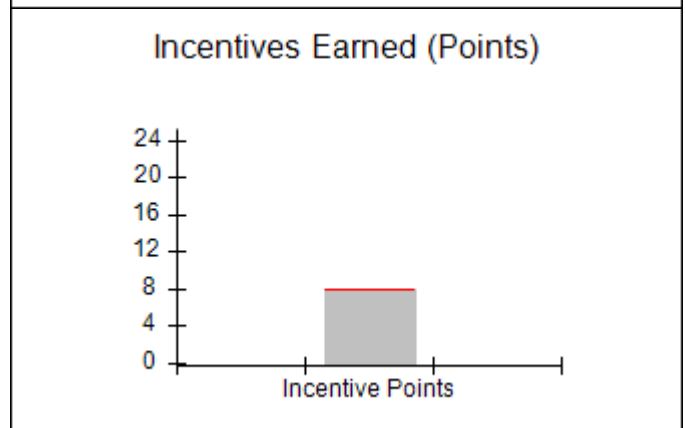
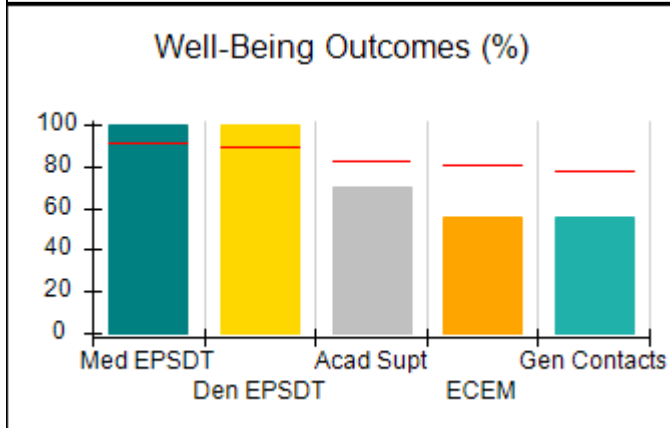
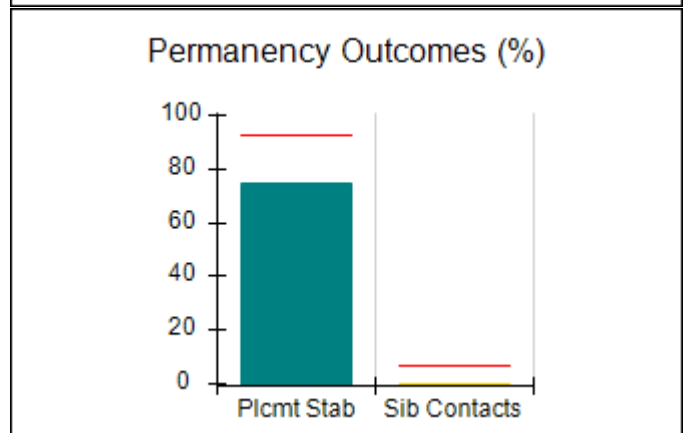
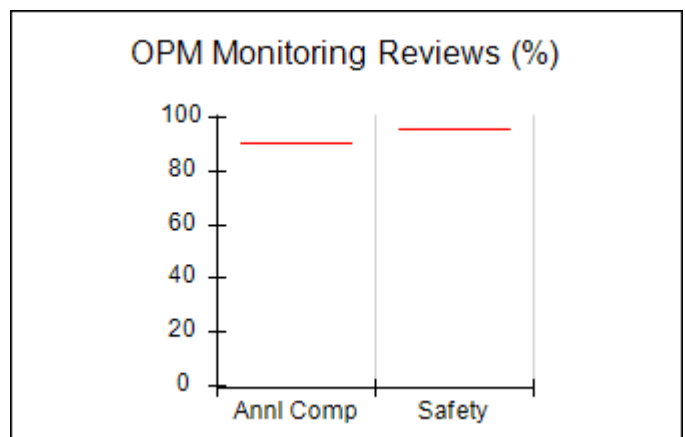
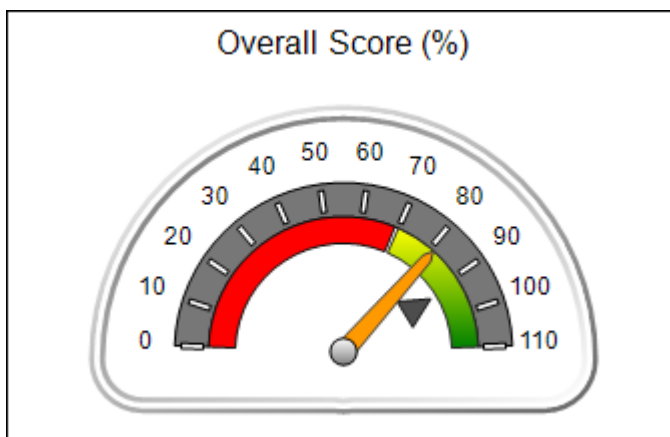
1322 Columbia Drive, Decatur, GA 30032 Phone: 404-296-1311 Vendor ID# 136089	Quarterly Scores (Grades)		Current Quarter Score (Grade)
	Q1: 81.15 (B-)	Q2: 96.80 (A)	81.15%
	Q3: 108.40 (A+)	Q4: 104.29 (A+)	(B-)

Program Census Information:	# Children in Care During Quarter: 4	# Placements During Quarter: 4	# Children in Care On Last Day: 3
-----------------------------	--------------------------------------	--------------------------------	-----------------------------------

Quarterly Provider Comparisons to All CCIs

■■■■■■■■ indicates MalTx Threshold

▼ ————— indicates average for all CCIs





DHS, DFCS, Office of Provider Management
Performance-Based Placement Measures
RBWO Provider GA+SCORECARD - CCI



Report Quarter: Q1 FY2016

Provider/Program Name: Little Debbie's Second Chance Home, Inc. - Columbia (5214) - CCI

1322 Columbia Drive, Decatur, GA 30032 Phone: 404-296-1311 Vendor ID# 136089	Quarterly Scores (Grades)		Current Quarter Score (Grade)
	Q1: 81.15 (B-)	Q2: 96.80 (A)	81.15%
	Q3: 108.40 (A+)	Q4: 104.29 (A+)	(B-)

Program Census Information:	# Children in Care During Quarter: 4	# Placements During Quarter: 4	# Children in Care On Last Day: 3
------------------------------------	---	---------------------------------------	--

	Avg Performance All CCIs (%)	Provider Performance (%)*	Possible Points (Weight)	Provider Points Earned
--	-------------------------------------	----------------------------------	---------------------------------	-------------------------------

OPM Monitoring Reviews

Annual Comprehensive Reviews	90%	Not Yet Conducted		
Safety Reviews	96%	Not Yet Conducted		
Monitoring Sub-Total				0.00

CCI Safety Outcomes

Incidence of Maltreatment	0.35%	No Substantiated Reports	10	10.00
Staff Training	69%	100%	4	4.00
Safety Sub-Total			14	14.00

CCI Permanency Outcomes

Placement Stability	93%	75%	15	11.25
Sibling Contacts	7%	0%	5	0.00
Permanency Sub-Total			20	11.25

CCI Well-Being Outcomes

EPSDT Medical Visits	91%	100%	4	4.00
EPSDT Dental Visits	89%	100%	4	4.00
Academic Supports	82%	70%	4	2.80
Provider ECEM Visits	80%	56%	7	3.92
Provider General Contacts	77%	56%	7	3.92
Well-Being Sub-Total			26	18.64

*Performance calculation descriptions can be found in the FY 2016 RBWO PBP Measurements and Standards Guide.

Monitoring & Outcomes: Possible Points = 60		Points Earned = 43.89	
Score Before Incentives Credit			73.15%
Incentives Awarded			8.00 pts
PBP Verification			N/A pts
Total Score			81.15%

Provider/Program Name: Little Debbie's Second Chance Home, Inc. - Columbia (5214) - CCI



DHS, DFCS, Office of Provider Management
Performance-Based Placement Measures
RBWO Provider GA+SCORECARD - CCI



Report Quarter: Q1 FY2016

Program Census Information:		# Children in Care During Quarter: 4	# Placements During Quarter: 4	# Children in Care On Last Day: 3
CCI Incentive Credits	Avg Performance All CCIs (Points)	Provider Performance (%)*	Possible Points (Weight)	Provider Points Earned
Early EPSDT Medical Visits		100%	2	2.00
Early EPSDT Dental Visits		100%	2	2.00
Permanency Contacts		0%	5	0.00
Additional Academic Supports		0%	2	0.00
Active Agency Accreditation		0%	4	0.00
Staff Clinical Licensure		0%	5	0.00
Behavior Management (threshold = 0)		100%	4	4.00
Incentives Total	7.91		24	8.00
Maximum total combined incentive credit allowed is 10 points.			Incentives Awarded	8.00

*Performance calculation descriptions can be found in the FY 2016 RBWO PBP Measurements and Standards Guide.

Child Protective Services Investigations and Dispositions		
The following investigations data, which is not used for scoring but is considered significant to a provider's performance, is from Georgia SHINES and is not considered final or complete until the end of the fiscal year.		
Total Reports:	0	
Number Screened In:	0	
Number Screened Out:	0	
Number Substantiated:	0	
Number Unsubstantiated:	0	
Number Active CPS Investigations:	0	



DHS, DFCS, Office of Provider Management
Performance-Based Placement Measures
RBWO Provider GA+SCORECARD - CCI



Report Quarter: Q1 FY2016

Provider/Program Name: Little Debbie's Second Chance Home, Inc. - dba Ida's Cove III (5111) - CCI

994 Millard Road, Stone Mountain, GA 30088

Phone: 770-879-0432

Vendor ID# 90547

Quarterly Scores (Grades)

Current Quarter Score (Grade)

Q1: 103.55 (A+)

Q2: 105.60 (A+)

103.55%

Q3: 106.93 (A+)

Q4: 102.09 (A+)

(A+)

Program Census Information:

Children in Care During Quarter: 7

Placements During Quarter: 7

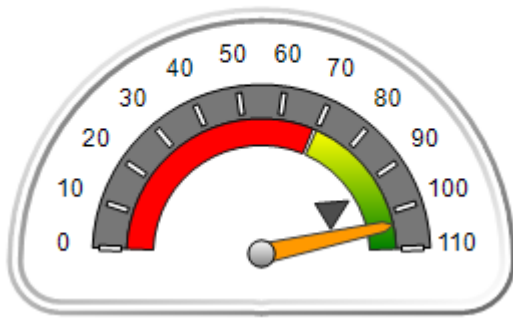
Children in Care On Last Day: 6

Quarterly Provider Comparisons to All CCIs

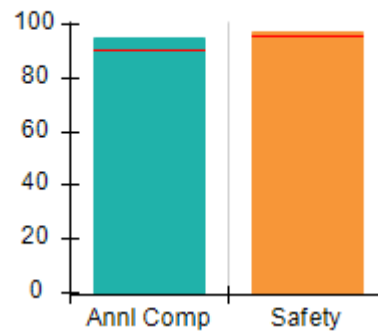
■■■■■■■■ indicates MalTx Threshold

▼ indicates average for all CCIs

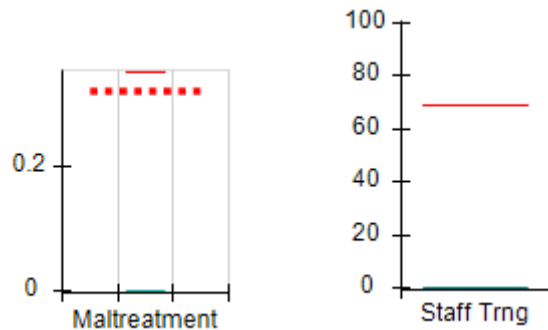
Overall Score (%)



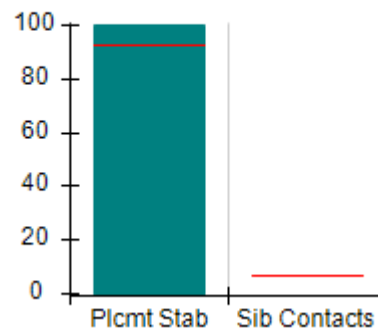
OPM Monitoring Reviews (%)



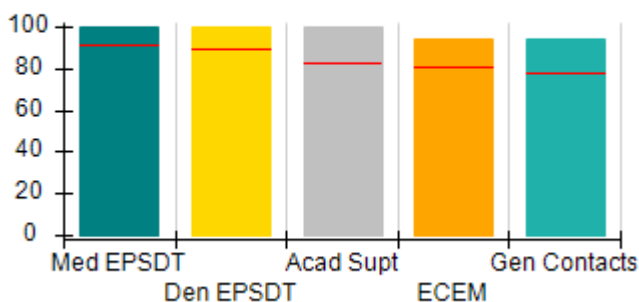
Safety Outcomes (%)



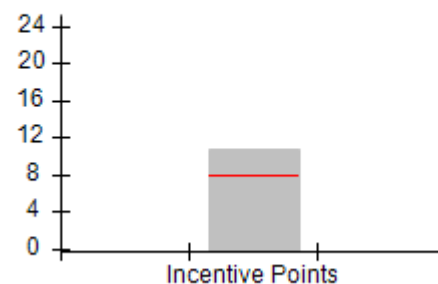
Permanency Outcomes (%)



Well-Being Outcomes (%)



Incentives Earned (Points)





DHS, DFCS, Office of Provider Management
Performance-Based Placement Measures
RBWO Provider GA+SCORECARD - CCI



Report Quarter: Q1 FY2016

Provider/Program Name: Little Debbie's Second Chance Home, Inc. - dba Ida's Cove III (5111) - CCI				
994 Millard Road, Stone Mountain, GA 30088		Quarterly Scores (Grades)		Current Quarter Score (Grade)
Phone: 770-879-0432		Q1: 103.55 (A+)	Q2: 105.60 (A+)	103.55% (A+)
Vendor ID# 90547		Q3: 106.93 (A+)	Q4: 102.09 (A+)	
Program Census Information:		# Children in Care During Quarter: 7	# Placements During Quarter: 7	# Children in Care On Last Day: 6
	Avg Performance All CCIs (%)	Provider Performance (%)*	Possible Points (Weight)	Provider Points Earned
OPM Monitoring Reviews				
Annual Comprehensive Reviews	90%	95%	25	23.75
Safety Reviews	96%	98%	15	14.64
Monitoring Sub-Total			40	38.39
CCI Safety Outcomes				
Incidence of Maltreatment	0.35%	No Substantiated Reports	10	10.00
Staff Training	69%	0%	4	0.00
Safety Sub-Total			14	10.00
CCI Permanency Outcomes				
Placement Stability	93%	100%	20	20.00
Sibling Contacts	7%	None Planned		
Permanency Sub-Total			20	20.00
CCI Well-Being Outcomes				
EPSDT Medical Visits	91%	100%	4	4.00
EPSDT Dental Visits	89%	100%	4	4.00
Academic Supports	82%	100%	4	4.00
Provider ECEM Visits	80%	94%	7	6.58
Provider General Contacts	77%	94%	7	6.58
Well-Being Sub-Total			26	25.16
*Performance calculation descriptions can be found in the FY 2016 RBWO PBP Measurements and Standards Guide.				

Monitoring & Outcomes: Possible Points = 100	Points Earned = 93.55
Score Before Incentives Credit	93.55%
Incentives Awarded	10.00 pts
PBP Verification	N/A pts
Total Score	103.55%

Provider/Program Name: Little Debbie's Second Chance Home, Inc. - dba Ida's Cove III (5111) - CCI



DHS, DFCS, Office of Provider Management
Performance-Based Placement Measures
RBWO Provider GA+SCORECARD - CCI



Report Quarter: Q1 FY2016

Program Census Information:		# Children in Care During Quarter: 7	# Placements During Quarter: 7	# Children in Care On Last Day: 6
CCI Incentive Credits	Avg Performance All CCIs (Points)	Provider Performance (%)*	Possible Points (Weight)	Provider Points Earned
Early EPSDT Medical Visits		100%	2	2.00
Early EPSDT Dental Visits		100%	2	2.00
Permanency Contacts		None Planned	5	
Additional Academic Supports		41%	2	0.82
Active Agency Accreditation		50%	4	2.00
Staff Clinical Licensure		0%	5	0.00
Behavior Management (threshold = 0)		100%	4	4.00
Incentives Total	7.91		24	10.82
Maximum total combined incentive credit allowed is 10 points.			Incentives Awarded	10.00

*Performance calculation descriptions can be found in the FY 2016 RBWO PBP Measurements and Standards Guide.

Child Protective Services Investigations and Dispositions		
The following investigations data, which is not used for scoring but is considered significant to a provider's performance, is from Georgia SHINES and is not considered final or complete until the end of the fiscal year.		
Total Reports:	0	
Number Screened In:	0	
Number Screened Out:	0	
Number Substantiated:	0	
Number Unsubstantiated:	0	
Number Active CPS Investigations:	0	



DHS, DFCS, Office of Provider Management
Performance-Based Placement Measures
RBWO Provider GA+SCORECARD - CCI



Report Quarter: Q1 FY2016

Provider/Program Name: Little Debbie's Second Chance Home, Inc. - DePauw (5207) - CCI

4098 DePauw Way, Decatur, GA 30034

Phone: 404-296-1311

Vendor ID# 133660

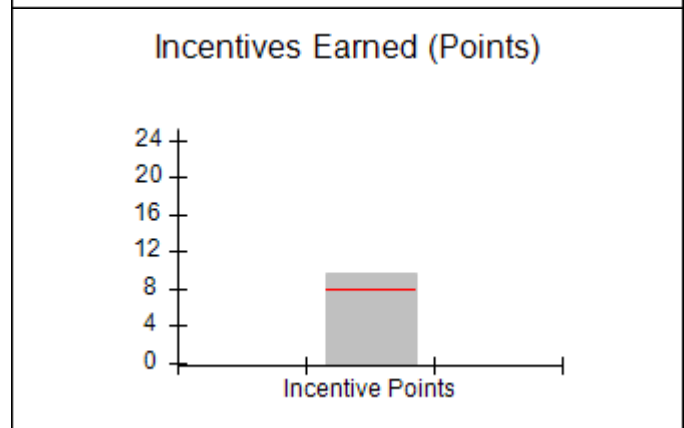
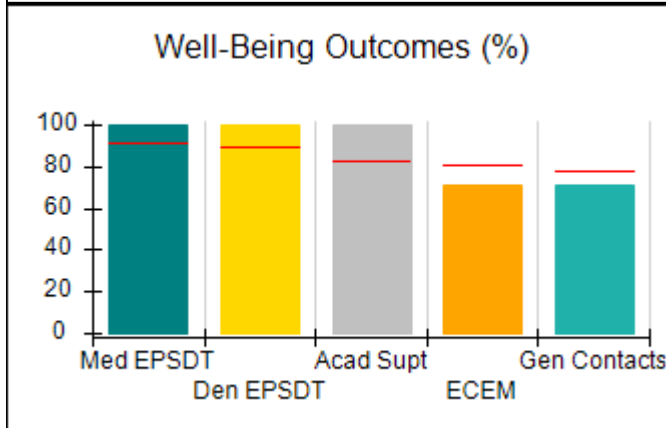
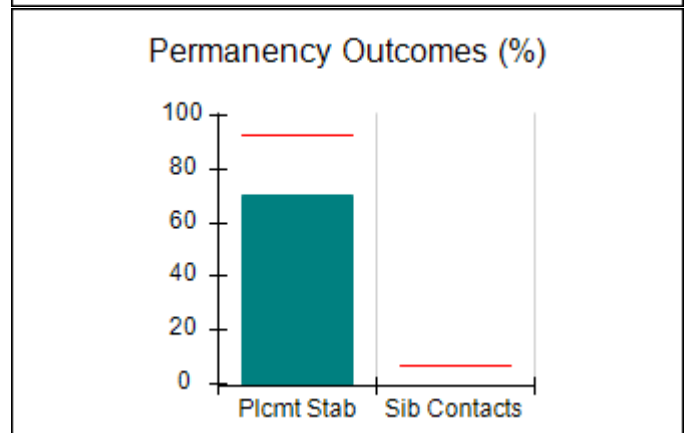
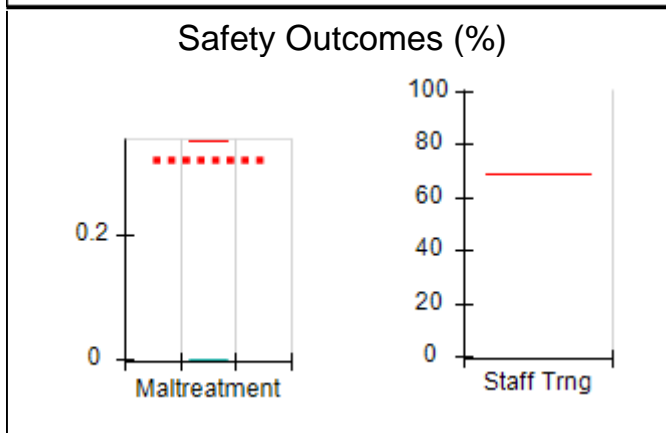
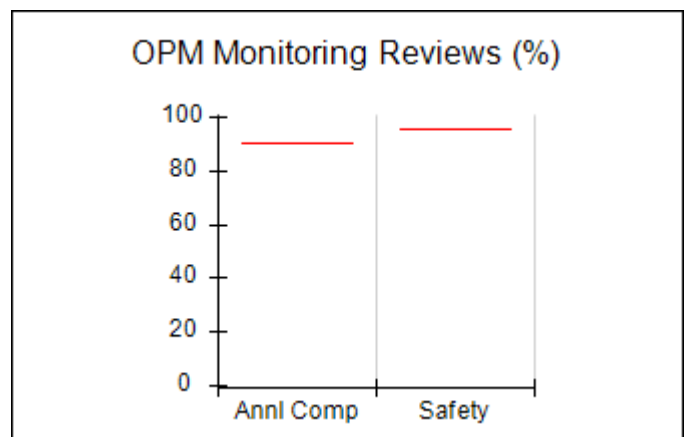
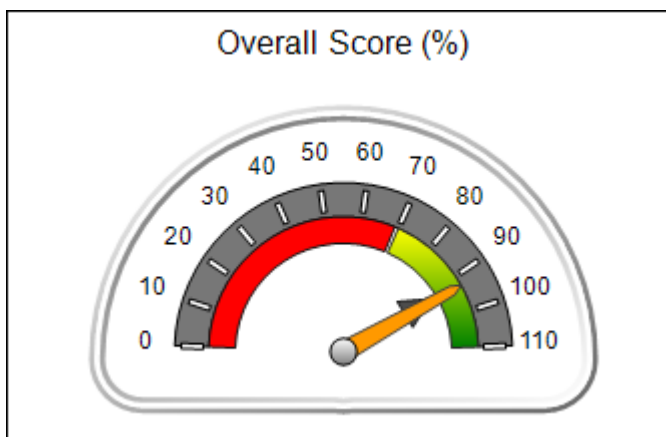
Quarterly Scores (Grades)		Current Quarter Score (Grade)
Q1: 92.93 (A-)	Q2: 99.05 (A+)	92.93% (A-)
Q3: 105.79 (A+)	Q4: 100.23 (A+)	

Program Census Information:	# Children in Care During Quarter: 10	# Placements During Quarter: 10	# Children in Care On Last Day: 4
-----------------------------	---------------------------------------	---------------------------------	-----------------------------------

Quarterly Provider Comparisons to All CCIs

■■■■■■■■ indicates MalTx Threshold

▼ ————— indicates average for all CCIs





DHS, DFCS, Office of Provider Management
Performance-Based Placement Measures
RBWO Provider GA+SCORECARD - CCI



Report Quarter: Q1 FY2016

Provider/Program Name: Little Debbie's Second Chance Home, Inc. - DePauw (5207) - CCI				
4098 DePauw Way, Decatur, GA 30034		Quarterly Scores (Grades)		Current Quarter Score (Grade)
Phone: 404-296-1311		Q1: 92.93 (A-)	Q2: 99.05 (A+)	92.93% (A-)
Vendor ID# 133660		Q3: 105.79 (A+)	Q4: 100.23 (A+)	
Program Census Information:		# Children in Care During Quarter: 10	# Placements During Quarter: 10	# Children in Care On Last Day: 4
	Avg Performance All CCIs (%)	Provider Performance (%)*	Possible Points (Weight)	Provider Points Earned
OPM Monitoring Reviews				
Annual Comprehensive Reviews	90%	Not Yet Conducted		
Safety Reviews	96%	Not Yet Conducted		
Monitoring Sub-Total				0.00
CCI Safety Outcomes				
Incidence of Maltreatment	0.35%	No Substantiated Reports	14	14.00
Staff Training	69%	Not Eligible		
Safety Sub-Total			14	14.00
CCI Permanency Outcomes				
Placement Stability	93%	70%	20	14.00
Sibling Contacts	7%	None Planned		
Permanency Sub-Total			20	14.00
CCI Well-Being Outcomes				
EPSDT Medical Visits	91%	100%	4	4.00
EPSDT Dental Visits	89%	100%	4	4.00
Academic Supports	82%	100%	4	4.00
Provider ECEM Visits	80%	71%	7	4.97
Provider General Contacts	77%	71%	7	4.97
Well-Being Sub-Total			26	21.94
*Performance calculation descriptions can be found in the FY 2016 RBWO PBP Measurements and Standards Guide.				

Monitoring & Outcomes: Possible Points = 60	Points Earned = 49.94
Score Before Incentives Credit	83.23%
Incentives Awarded	9.70 pts
PBP Verification	N/A pts
Total Score	92.93%

Provider/Program Name: Little Debbie's Second Chance Home, Inc. - DePauw (5207) - CCI



DHS, DFCS, Office of Provider Management
Performance-Based Placement Measures
RBWO Provider GA+SCORECARD - CCI



Report Quarter: Q1 FY2016

Program Census Information:		# Children in Care During Quarter: 10	# Placements During Quarter: 10	# Children in Care On Last Day: 4
CCI Incentive Credits	Avg Performance All CCIs (Points)	Provider Performance (%)*	Possible Points (Weight)	Provider Points Earned
Early EPSDT Medical Visits		100%	2	2.00
Early EPSDT Dental Visits		100%	2	2.00
Permanency Contacts		None Planned	5	
Additional Academic Supports		85%	2	1.70
Active Agency Accreditation		0%	4	0.00
Staff Clinical Licensure		0%	5	0.00
Behavior Management (threshold = 0)		100%	4	4.00
Incentives Total	7.91		24	9.70
Maximum total combined incentive credit allowed is 10 points.			Incentives Awarded	9.70
*Performance calculation descriptions can be found in the FY 2016 RBWO PBP Measurements and Standards Guide.				

Child Protective Services Investigations and Dispositions

The following investigations data, which is not used for scoring but is considered significant to a provider's performance, is from Georgia SHINES and is not considered final or complete until the end of the fiscal year.

Total Reports:	0
Number Screened In:	0
Number Screened Out:	0
Number Substantiated:	0
Number Unsubstantiated:	0
Number Active CPS Investigations:	0



DHS, DFCS, Office of Provider Management
Performance-Based Placement Measures
RBWO Provider GA+SCORECARD - CCI



Report Quarter: Q1 FY2016

Provider/Program Name: Little Debbie's Second Chance Home, Inc. - Ellenwood Second Chance Home (966) - CCI

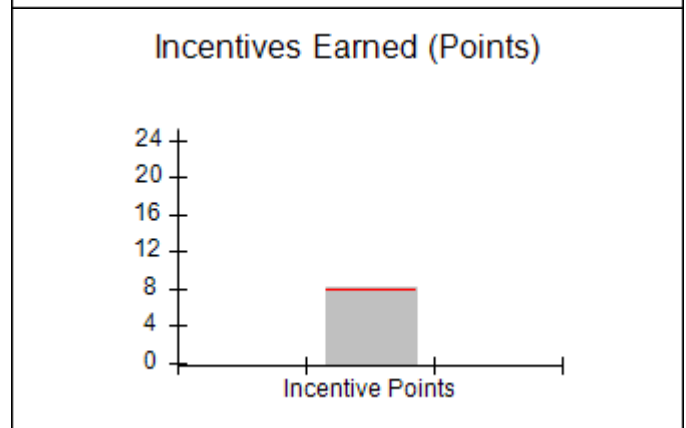
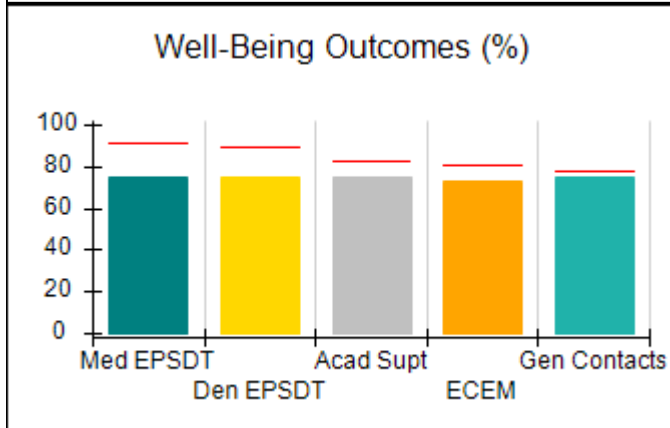
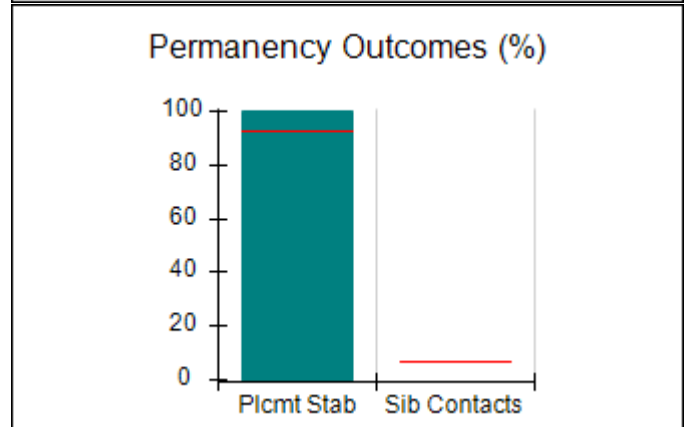
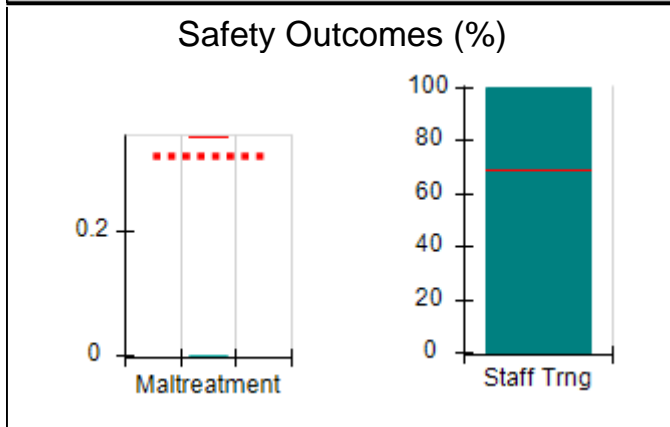
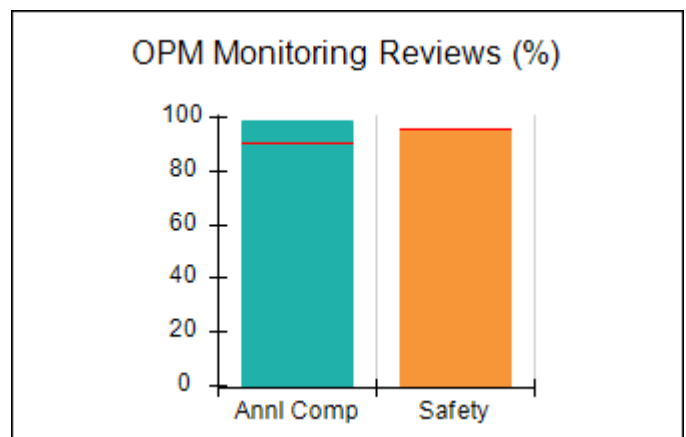
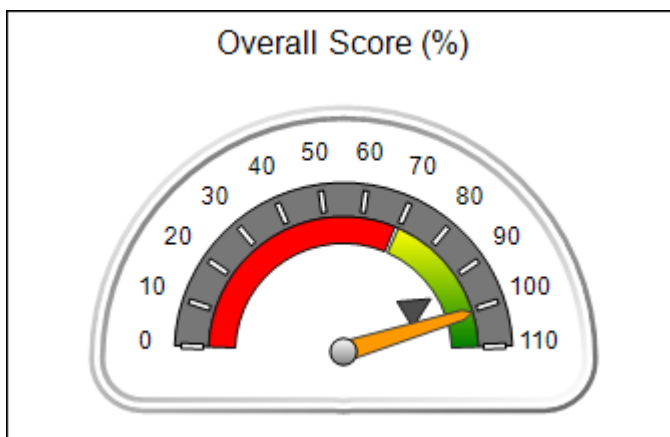
4001 Weelaunee Road, Ellenwood, GA 30294 Phone: 404-244-7887 Vendor ID# 100782	Quarterly Scores (Grades)		Current Quarter Score (Grade)
	Q1: 100.61 (A+)	Q2: 91.75 (A-)	100.61% (A+)
	Q3: 107.99 (A+)	Q4: 107.85 (A+)	

Program Census Information:	# Children in Care During Quarter: 5	# Placements During Quarter: 5	# Children in Care On Last Day: 5
-----------------------------	--------------------------------------	--------------------------------	-----------------------------------

Quarterly Provider Comparisons to All CCIs

■■■■■■■■ indicates MalTx Threshold

▼ — indicates average for all CCIs





DHS, DFCS, Office of Provider Management
Performance-Based Placement Measures
RBWO Provider GA+SCORECARD - CCI



Report Quarter: Q1 FY2016

Provider/Program Name: Little Debbie's Second Chance Home, Inc. - Ellenwood Second Chance Home (966) - CCI

4001 Weelaunee Road, Ellenwood, GA 30294 Phone: 404-244-7887 Vendor ID# 100782	Quarterly Scores (Grades)		Current Quarter Score (Grade)
	Q1: 100.61 (A+)	Q2: 91.75 (A-)	100.61%
	Q3: 107.99 (A+)	Q4: 107.85 (A+)	(A+)

Program Census Information:	# Children in Care During Quarter: 5	# Placements During Quarter: 5	# Children in Care On Last Day: 5
------------------------------------	---	---------------------------------------	--

	Avg Performance All CCIs (%)	Provider Performance (%)*	Possible Points (Weight)	Provider Points Earned
--	-------------------------------------	----------------------------------	---------------------------------	-------------------------------

OPM Monitoring Reviews

Annual Comprehensive Reviews	90%	99%	25	24.75
Safety Reviews	96%	96%	15	14.33
Monitoring Sub-Total			40	39.08

CCI Safety Outcomes

Incidence of Maltreatment	0.35%	No Substantiated Reports	10	10.00
Staff Training	69%	100%	4	4.00
Safety Sub-Total			14	14.00

CCI Permanency Outcomes

Placement Stability	93%	100%	20	20.00
Sibling Contacts	7%	None Planned		
Permanency Sub-Total			20	20.00

CCI Well-Being Outcomes

EPSDT Medical Visits	91%	75%	4	3.00
EPSDT Dental Visits	89%	75%	4	3.00
Academic Supports	82%	75%	4	3.00
Provider ECEM Visits	80%	73%	7	5.11
Provider General Contacts	77%	75%	7	5.25
Well-Being Sub-Total			26	19.36

*Performance calculation descriptions can be found in the FY 2016 RBWO PBP Measurements and Standards Guide.

Monitoring & Outcomes: Possible Points = 100		Points Earned = 92.43	
Score Before Incentives Credit		92.43%	
Incentives Awarded		8.18 pts	
PBP Verification		N/A pts	
Total Score		100.61%	

Provider/Program Name: Little Debbie's Second Chance Home, Inc. - Ellenwood Second Chance Home (966) - CCI



DHS, DFCS, Office of Provider Management
Performance-Based Placement Measures
RBWO Provider GA+SCORECARD - CCI



Report Quarter: Q1 FY2016

Program Census Information:		# Children in Care During Quarter: 5	# Placements During Quarter: 5	# Children in Care On Last Day: 5
CCI Incentive Credits	Avg Performance All CCIs (Points)	Provider Performance (%)*	Possible Points (Weight)	Provider Points Earned
Early EPSDT Medical Visits		50%	2	1.00
Early EPSDT Dental Visits		50%	2	1.00
Permanency Contacts		None Planned	5	
Additional Academic Supports		9%	2	0.18
Active Agency Accreditation		50%	4	2.00
Staff Clinical Licensure		0%	5	0.00
Behavior Management (threshold = 0)		100%	4	4.00
Incentives Total	7.91		24	8.18
Maximum total combined incentive credit allowed is 10 points.			Incentives Awarded	8.18

*Performance calculation descriptions can be found in the FY 2016 RBWO PBP Measurements and Standards Guide.

Child Protective Services Investigations and Dispositions		
The following investigations data, which is not used for scoring but is considered significant to a provider's performance, is from Georgia SHINES and is not considered final or complete until the end of the fiscal year.		
Total Reports:	0	
Number Screened In:	0	
Number Screened Out:	0	
Number Substantiated:	0	
Number Unsubstantiated:	0	
Number Active CPS Investigations:	0	



DHS, DFCS, Office of Provider Management
Performance-Based Placement Measures
RBWO Provider GA+SCORECARD - CCI

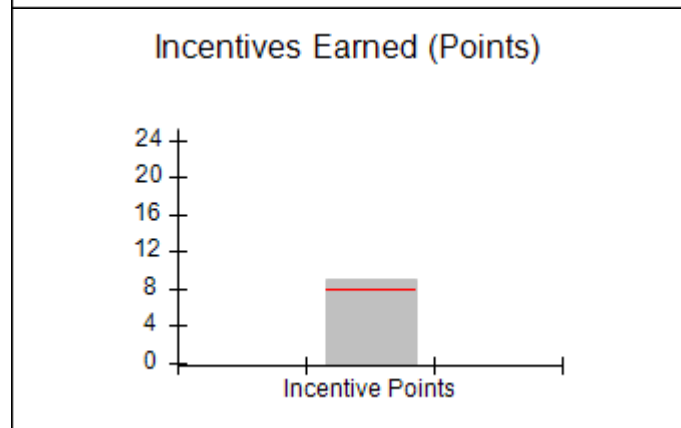
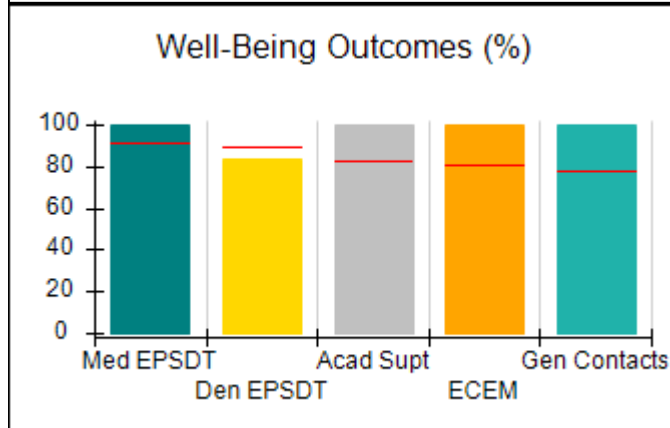
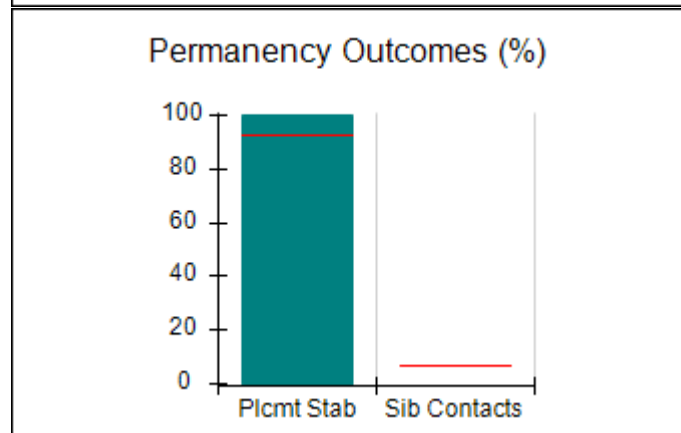
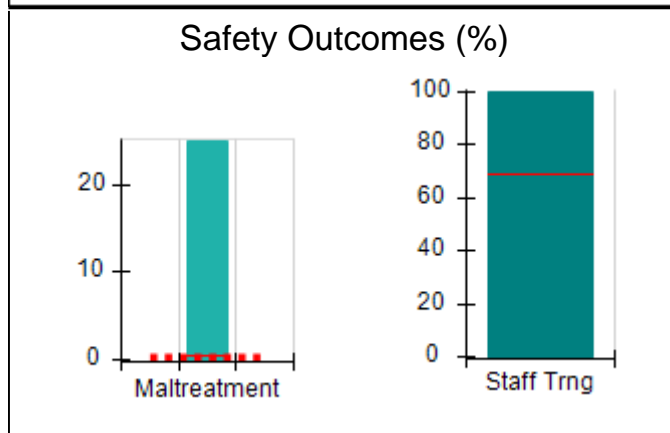
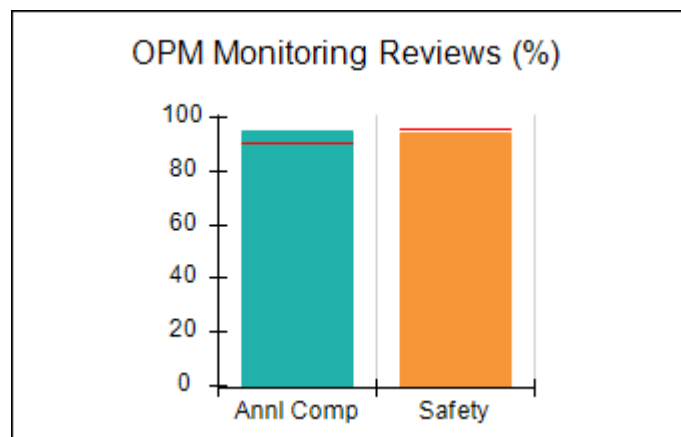
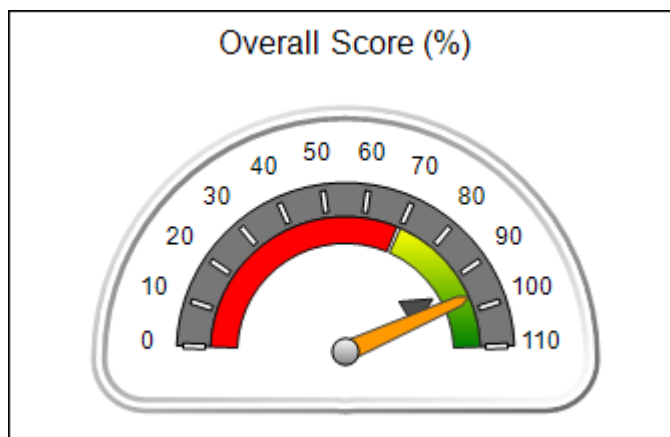


Report Quarter: Q1 FY2016

Provider/Program Name: Little Debbie's Second Chance Home, Inc. - Joseph Ladder (5133) - CCI			
411 Rays Road, Stone Mountain, GA 30088 Phone: 770-686-5169 Vendor ID# 111817	Quarterly Scores (Grades)		Current Quarter Score (Grade)
	Q1: 96.31 (A)	Q2: 101.47 (A+)	96.31%
	Q3: 102.64 (A+)	Q4: 97.01 (A+)	(A)
Program Census Information:	# Children in Care During Quarter: 7	# Placements During Quarter: 7	# Children in Care On Last Day: 6
Quarterly Provider Comparisons to All CCIs			

■■■■■■■■ indicates MalTx Threshold

▼ ————— indicates average for all CCIs





DHS, DFCS, Office of Provider Management
Performance-Based Placement Measures
RBWO Provider GA+SCORECARD - CCI



Report Quarter: Q1 FY2016

Provider/Program Name: Little Debbie's Second Chance Home, Inc. - Joseph Ladder (5133) - CCI				
411 Rays Road, Stone Mountain, GA 30088		Quarterly Scores (Grades)		Current Quarter Score (Grade)
Phone: 770-686-5169		Q1: 96.31 (A)	Q2: 101.47 (A+)	96.31%
Vendor ID# 111817		Q3: 102.64 (A+)	Q4: 97.01 (A+)	(A)
Program Census Information:		# Children in Care During Quarter: 7	# Placements During Quarter: 7	# Children in Care On Last Day: 6
	Avg Performance All CCIs (%)	Provider Performance (%)*	Possible Points (Weight)	Provider Points Earned
OPM Monitoring Reviews				
Annual Comprehensive Reviews	90%	95%	25	23.75
Safety Reviews	96%	94%	15	14.14
Monitoring Sub-Total			40	37.89
CCI Safety Outcomes				
Incidence of Maltreatment	0.35%	25% 1 Substantiated Rpt	10	0.00
Staff Training	69%	100%	4	4.00
Safety Sub-Total			14	4.00
CCI Permanency Outcomes				
Placement Stability	93%	100%	20	20.00
Sibling Contacts	7%	None Planned		
Permanency Sub-Total			20	20.00
CCI Well-Being Outcomes				
EPSDT Medical Visits	91%	100%	4	4.00
EPSDT Dental Visits	89%	83%	4	3.32
Academic Supports	82%	100%	4	4.00
Provider ECEM Visits	80%	100%	7	7.00
Provider General Contacts	77%	100%	7	7.00
Well-Being Sub-Total			26	25.32
*Performance calculation descriptions can be found in the FY 2016 RBWO PBP Measurements and Standards Guide.				

Monitoring & Outcomes: Possible Points = 100		Points Earned = 87.21	
Score Before Incentives Credit			87.21%
Incentives Awarded			9.10 pts
PBP Verification			N/A pts
Total Score			96.31%

Provider/Program Name: Little Debbie's Second Chance Home, Inc. - Joseph Ladder (5133) - CCI



DHS, DFCS, Office of Provider Management
Performance-Based Placement Measures
RBWO Provider GA+SCORECARD - CCI



Report Quarter: Q1 FY2016

Program Census Information:		# Children in Care During Quarter: 7	# Placements During Quarter: 7	# Children in Care On Last Day: 6
CCI Incentive Credits	Avg Performance All CCIs (Points)	Provider Performance (%)*	Possible Points (Weight)	Provider Points Earned
Early EPSDT Medical Visits		Not Eligible	2	
Early EPSDT Dental Visits		67%	2	1.34
Permanency Contacts		None Planned	5	
Additional Academic Supports		88%	2	1.76
Active Agency Accreditation		50%	4	2.00
Staff Clinical Licensure		0%	5	0.00
Behavior Management (threshold = 0)		100%	4	4.00
Incentives Total	7.91		24	9.10
Maximum total combined incentive credit allowed is 10 points.			Incentives Awarded	9.10
*Performance calculation descriptions can be found in the FY 2016 RBWO PBP Measurements and Standards Guide.				

Child Protective Services Investigations and Dispositions		
The following investigations data, which is not used for scoring but is considered significant to a provider's performance, is from Georgia SHINES and is not considered final or complete until the end of the fiscal year.		
Total Reports:	1	
Number Screened In:	1	
Number Screened Out:	0	
Number Substantiated:	1	
Number Unsubstantiated:	0	
Number Active CPS Investigations:	0	



DHS, DFCS, Office of Provider Management
Performance-Based Placement Measures
RBWO Provider GA+SCORECARD - CCI



Report Quarter: Q1 FY2016

Provider/Program Name: Little Debbie's Second Chance Home, Inc. - Maternity Home (5139) - CCI

2046 Stablewood Cove , Lithonia, GA 30058

Phone: 770-609-6380

Vendor ID# 114774

Quarterly Scores (Grades)

Current Quarter Score (Grade)

Q1: 83.32 (B-)

Q2: 74.81 (C)

83.32%

Q3: 98.30 (A+)

Q4: 98.30 (A+)

(B-)

Program Census Information:

Children in Care During
Quarter: 4

Placements During
Quarter: 4

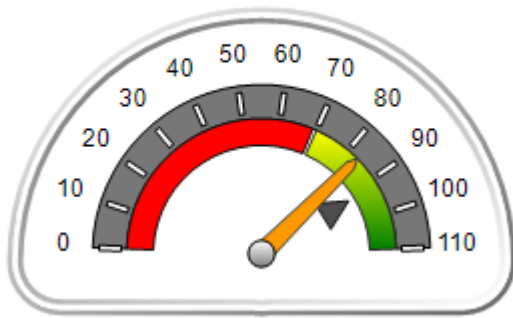
Children in Care On Last
Day: 0

Quarterly Provider Comparisons to All CCIs

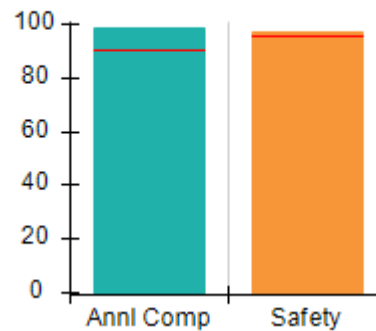
■■■■■■■■ indicates MalTx Threshold

▼ ————— indicates average for all CCIs

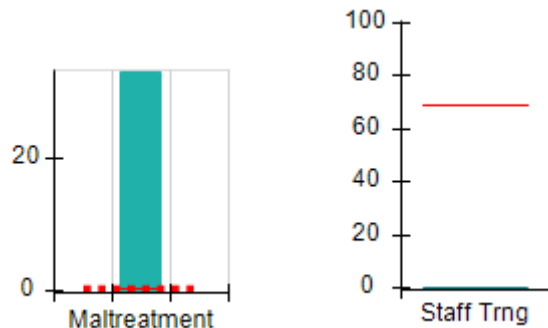
Overall Score (%)



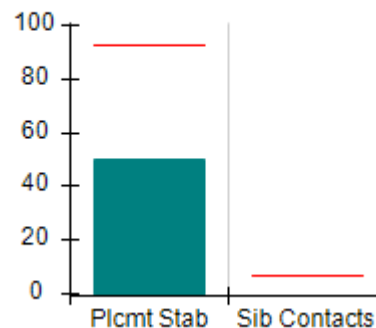
OPM Monitoring Reviews (%)



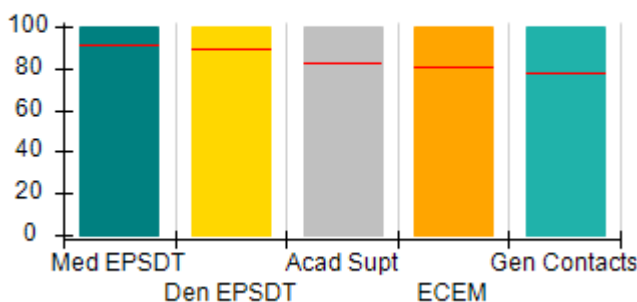
Safety Outcomes (%)



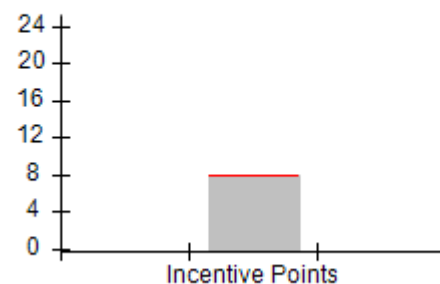
Permanency Outcomes (%)



Well-Being Outcomes (%)



Incentives Earned (Points)





DHS, DFCS, Office of Provider Management
Performance-Based Placement Measures
RBWO Provider GA+SCORECARD - CCI



Report Quarter: Q1 FY2016

Provider/Program Name: Little Debbie's Second Chance Home, Inc. - Maternity Home (5139) - CCI				
2046 Stablewood Cove , Lithonia, GA 30058		Quarterly Scores (Grades)		Current Quarter Score (Grade)
Phone: 770-609-6380		Q1: 83.32 (B-)	Q2: 74.81 (C)	83.32%
Vendor ID# 114774		Q3: 98.30 (A+)	Q4: 98.30 (A+)	(B-)
Program Census Information:		# Children in Care During Quarter: 4	# Placements During Quarter: 4	# Children in Care On Last Day: 0
	Avg Performance All CCIs (%)	Provider Performance (%)*	Possible Points (Weight)	Provider Points Earned
OPM Monitoring Reviews				
Annual Comprehensive Reviews	90%	99%	25	24.77
Safety Reviews	96%	97%	15	14.55
Monitoring Sub-Total			40	39.32
CCI Safety Outcomes				
Incidence of Maltreatment	0.35%	33% 1 Substantiated Rpt	10	0.00
Staff Training	69%	0%	4	0.00
Safety Sub-Total			14	0.00
CCI Permanency Outcomes				
Placement Stability	93%	50%	20	10.00
Sibling Contacts	7%	None Planned		
Permanency Sub-Total			20	10.00
CCI Well-Being Outcomes				
EPSDT Medical Visits	91%	100%	4	4.00
EPSDT Dental Visits	89%	100%	4	4.00
Academic Supports	82%	100%	4	4.00
Provider ECEM Visits	80%	100%	7	7.00
Provider General Contacts	77%	100%	7	7.00
Well-Being Sub-Total			26	26.00
*Performance calculation descriptions can be found in the FY 2016 RBWO PBP Measurements and Standards Guide.				

Monitoring & Outcomes: Possible Points = 100		Points Earned = 75.32	
Score Before Incentives Credit			75.32%
Incentives Awarded			8.00 pts
PBP Verification			N/A pts
Total Score			83.32%

Provider/Program Name: Little Debbie's Second Chance Home, Inc. - Maternity Home (5139) - CCI



DHS, DFCS, Office of Provider Management
Performance-Based Placement Measures
RBWO Provider GA+SCORECARD - CCI



Report Quarter: Q1 FY2016

Program Census Information:		# Children in Care During Quarter: 4	# Placements During Quarter: 4	# Children in Care On Last Day: 0
CCI Incentive Credits	Avg Performance All CCIs (Points)	Provider Performance (%)*	Possible Points (Weight)	Provider Points Earned
Early EPSDT Medical Visits		100%	2	2.00
Early EPSDT Dental Visits		Not Eligible	2	
Permanency Contacts		None Planned	5	
Additional Academic Supports		0%	2	0.00
Active Agency Accreditation		50%	4	2.00
Staff Clinical Licensure		0%	5	0.00
Behavior Management (threshold = 0)		100%	4	4.00
Incentives Total	7.91		24	8.00
Maximum total combined incentive credit allowed is 10 points.			Incentives Awarded	8.00
*Performance calculation descriptions can be found in the FY 2016 RBWO PBP Measurements and Standards Guide.				

Child Protective Services Investigations and Dispositions

The following investigations data, which is not used for scoring but is considered significant to a provider's performance, is from Georgia SHINES and is not considered final or complete until the end of the fiscal year.

Total Reports:	0
Number Screened In:	0
Number Screened Out:	0
Number Substantiated:	1
Number Unsubstantiated:	0
Number Active CPS Investigations:	-1



DHS, DFCS, Office of Provider Management
Performance-Based Placement Measures
RBWO Provider GA+SCORECARD - CCI



Report Quarter: Q1 FY2016

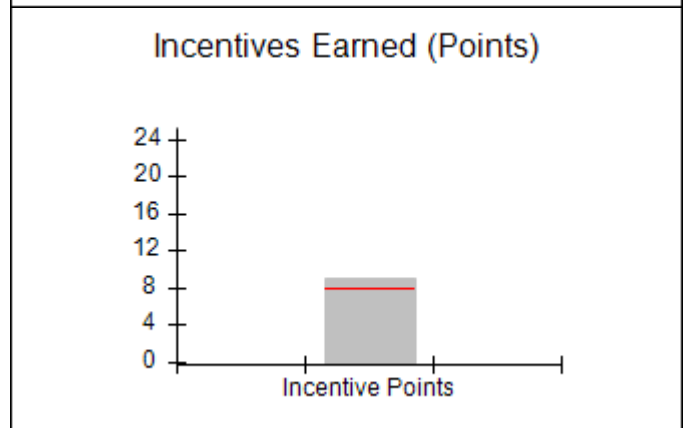
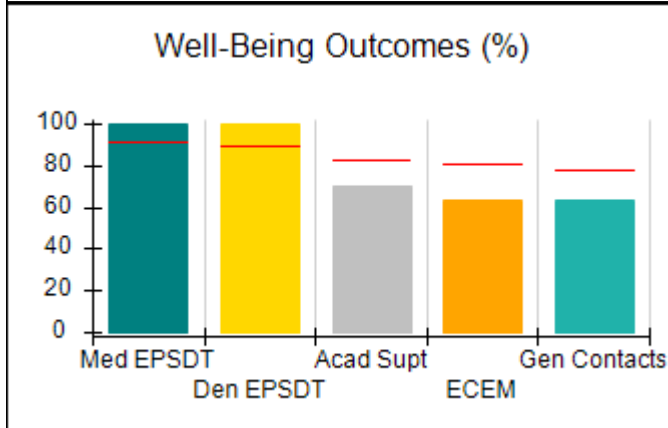
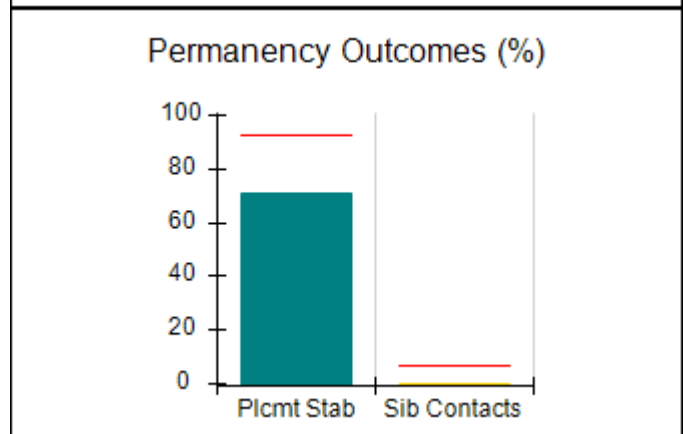
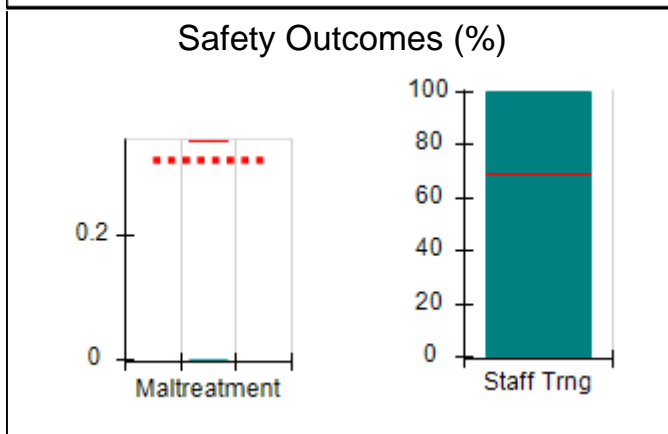
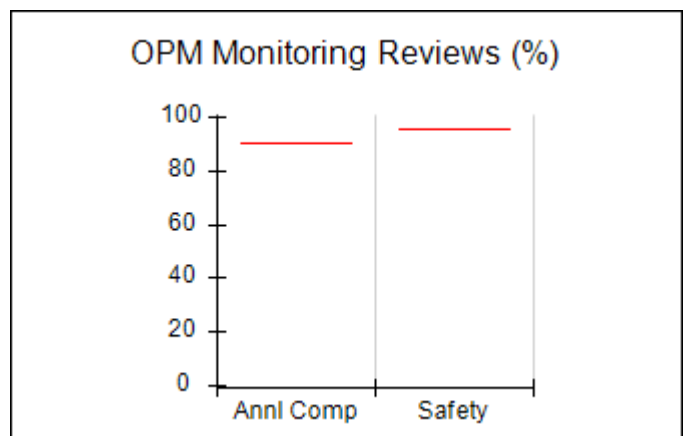
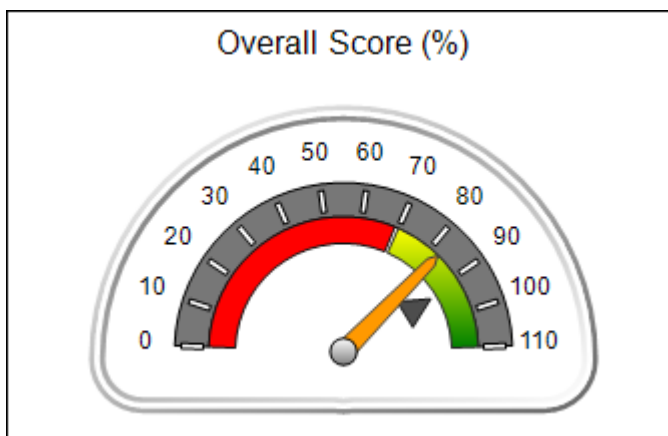
Provider/Program Name: Little Debbie's Second Chance Home, Inc. - Redan (5213) - CCI

1597 Smithson Drive, Lithonia, GA 30058 Phone: 404-296-1311 Vendor ID# 136090	Quarterly Scores (Grades)		Current Quarter Score (Grade)
	Q1: 82.78 (B-)	Q2: 96.15 (A)	82.78%
	Q3: 90.43 (A-)	Q4: 99.46 (A+)	(B-)
Program Census Information:	# Children in Care During Quarter: 7	# Placements During Quarter: 8	# Children in Care On Last Day: 3

Quarterly Provider Comparisons to All CCIs

■■■■■■■■ indicates MalTx Threshold

▼ ————— indicates average for all CCIs





DHS, DFCS, Office of Provider Management
Performance-Based Placement Measures
RBWO Provider GA+SCORECARD - CCI



Report Quarter: Q1 FY2016

Provider/Program Name: Little Debbie's Second Chance Home, Inc. - Redan (5213) - CCI

1597 Smithson Drive, Lithonia, GA 30058 Phone: 404-296-1311 Vendor ID# 136090	Quarterly Scores (Grades)		Current Quarter Score (Grade)
	Q1: 82.78 (B-)	Q2: 96.15 (A)	82.78%
	Q3: 90.43 (A-)	Q4: 99.46 (A+)	(B-)

Program Census Information:	# Children in Care During Quarter: 7	# Placements During Quarter: 8	# Children in Care On Last Day: 3
------------------------------------	---	---------------------------------------	--

	Avg Performance All CCIs (%)	Provider Performance (%)*	Possible Points (Weight)	Provider Points Earned
--	-------------------------------------	----------------------------------	---------------------------------	-------------------------------

OPM Monitoring Reviews

Annual Comprehensive Reviews	90%	Not Yet Conducted		
Safety Reviews	96%	Not Yet Conducted		
Monitoring Sub-Total				0.00

CCI Safety Outcomes

Incidence of Maltreatment	0.35%	No Substantiated Reports	10	10.00
Staff Training	69%	100%	4	4.00
Safety Sub-Total			14	14.00

CCI Permanency Outcomes

Placement Stability	93%	71%	15	10.65
Sibling Contacts	7%	0%	5	0.00
Permanency Sub-Total			20	10.65

CCI Well-Being Outcomes

EPSDT Medical Visits	91%	100%	4	4.00
EPSDT Dental Visits	89%	100%	4	4.00
Academic Supports	82%	70%	4	2.80
Provider ECEM Visits	80%	63%	7	4.41
Provider General Contacts	77%	63%	7	4.41
Well-Being Sub-Total			26	19.62

*Performance calculation descriptions can be found in the FY 2016 RBWO PBP Measurements and Standards Guide.

Monitoring & Outcomes: Possible Points = 60		Points Earned = 44.27	
Score Before Incentives Credit		73.78%	
Incentives Awarded		9.00 pts	
PBP Verification		N/A pts	
Total Score		82.78%	

Provider/Program Name: Little Debbie's Second Chance Home, Inc. - Redan (5213) - CCI



DHS, DFCS, Office of Provider Management
Performance-Based Placement Measures
RBWO Provider GA+SCORECARD - CCI



Report Quarter: Q1 FY2016

Program Census Information:		# Children in Care During Quarter: 7	# Placements During Quarter: 8	# Children in Care On Last Day: 3
CCI Incentive Credits	Avg Performance All CCIs (Points)	Provider Performance (%)*	Possible Points (Weight)	Provider Points Earned
Early EPSDT Medical Visits		100%	2	2.00
Early EPSDT Dental Visits		100%	2	2.00
Permanency Contacts		0%	5	0.00
Additional Academic Supports		50%	2	1.00
Active Agency Accreditation		0%	4	0.00
Staff Clinical Licensure		0%	5	0.00
Behavior Management (threshold = 0)		100%	4	4.00
Incentives Total	7.91		24	9.00
Maximum total combined incentive credit allowed is 10 points.			Incentives Awarded	9.00

*Performance calculation descriptions can be found in the FY 2016 RBWO PBP Measurements and Standards Guide.

Child Protective Services Investigations and Dispositions		
The following investigations data, which is not used for scoring but is considered significant to a provider's performance, is from Georgia SHINES and is not considered final or complete until the end of the fiscal year.		
Total Reports:	1	
Number Screened In:	0	
Number Screened Out:	1	
Number Substantiated:	0	
Number Unsubstantiated:	0	
Number Active CPS Investigations:	0	



DHS, DFCS, Office of Provider Management
Performance-Based Placement Measures
RBWO Provider GA+SCORECARD - CCI



Report Quarter: Q1 FY2016

Provider/Program Name: Marcella's Community Safe House - (5173) - CCI

1286 Shuman Road, Statesboro, GA 30461

Phone: 912-587-7496

Vendor ID# 121477

Quarterly Scores (Grades)		Current Quarter Score (Grade)
Q1: 94.05 (A)	Q2: 96.41 (A)	94.05% (A)
Q3: 92.04 (A-)	Q4: 95.57 (A)	

Program Census Information:

Children in Care During Quarter: 9

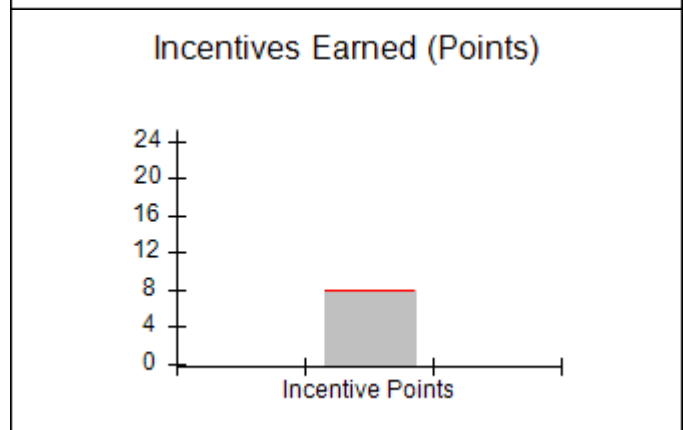
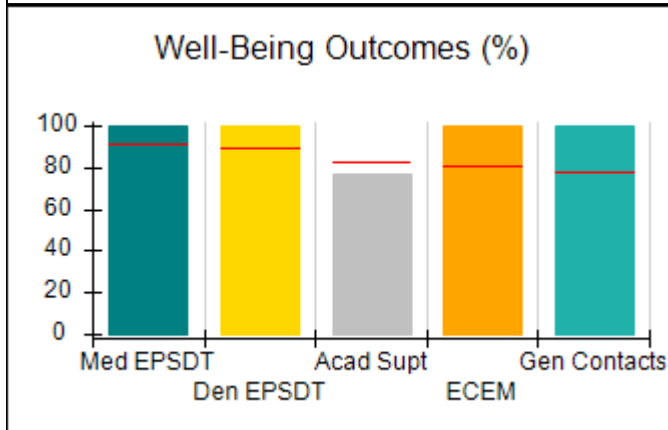
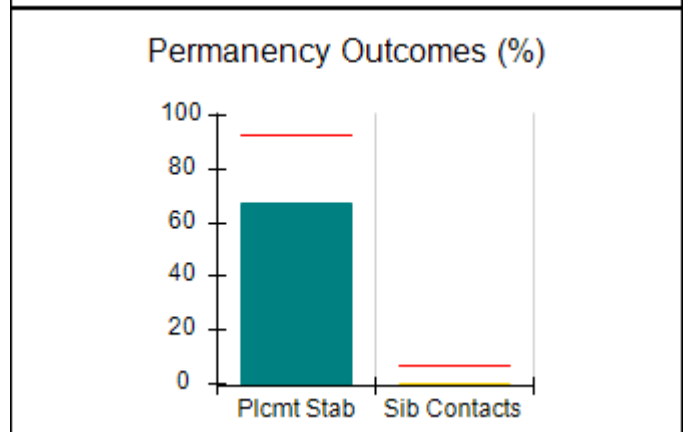
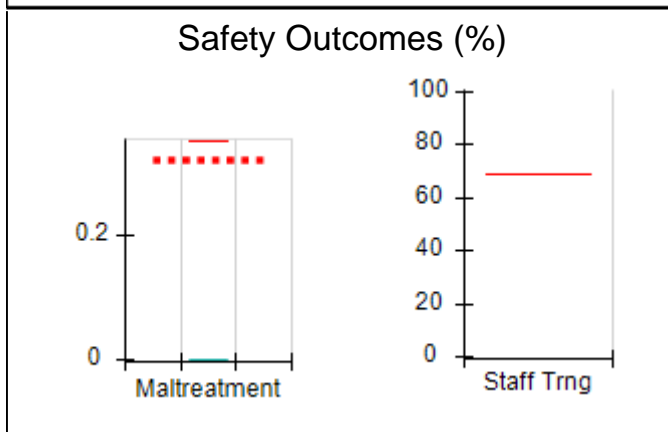
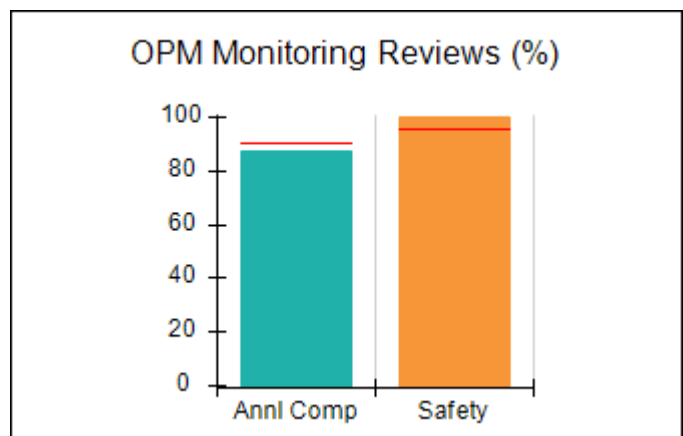
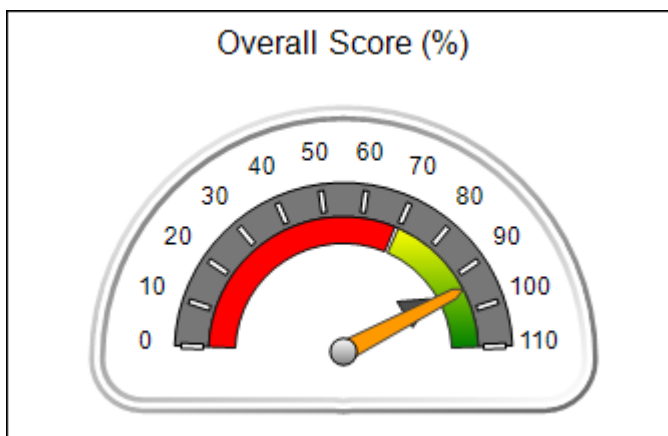
Placements During Quarter: 9

Children in Care On Last Day: 6

Quarterly Provider Comparisons to All CCIs

■■■■■■■■ indicates MalTx Threshold

▼ ————— indicates average for all CCIs





DHS, DFCS, Office of Provider Management
Performance-Based Placement Measures
RBWO Provider GA+SCORECARD - CCI
Report Quarter: Q1 FY2016



Provider/Program Name: Marcella's Community Safe House - (5173) - CCI

1286 Shuman Road, Statesboro, GA 30461		Quarterly Scores (Grades)		Current Quarter Score (Grade)
Phone: 912-587-7496		Q1: 94.05 (A)	Q2: 96.41 (A)	94.05% (A)
Vendor ID# 121477		Q3: 92.04 (A-)	Q4: 95.57 (A)	
Program Census Information:		# Children in Care During Quarter: 9	# Placements During Quarter: 9	# Children in Care On Last Day: 6
	Avg Performance All CCIs (%)	Provider Performance (%)*	Possible Points (Weight)	Provider Points Earned
OPM Monitoring Reviews				
Annual Comprehensive Reviews	90%	88%	25	21.92
Safety Reviews	96%	100%	15	15.00
Monitoring Sub-Total			40	36.92
CCI Safety Outcomes				
Incidence of Maltreatment	0.35%	No Substantiated Reports	14	14.00
Staff Training	69%	Not Eligible		
Safety Sub-Total			14	14.00
CCI Permanency Outcomes				
Placement Stability	93%	67%	15	10.05
Sibling Contacts	7%	0%	5	0.00
Permanency Sub-Total			20	10.05
CCI Well-Being Outcomes				
EPSDT Medical Visits	91%	100%	4	4.00
EPSDT Dental Visits	89%	100%	4	4.00
Academic Supports	82%	77%	4	3.08
Provider ECEM Visits	80%	100%	7	7.00
Provider General Contacts	77%	100%	7	7.00
Well-Being Sub-Total			26	25.08
*Performance calculation descriptions can be found in the FY 2016 RBWO PBP Measurements and Standards Guide.				

Monitoring & Outcomes: Possible Points = 100	Points Earned = 86.05
Score Before Incentives Credit	86.05%
Incentives Awarded	8.00 pts
PBP Verification	N/A pts
Total Score	94.05%

Provider/Program Name: Marcella's Community Safe House - (5173) - CCI



DHS, DFCS, Office of Provider Management
Performance-Based Placement Measures
RBWO Provider GA+SCORECARD - CCI



Report Quarter: Q1 FY2016

Program Census Information:		# Children in Care During Quarter: 9	# Placements During Quarter: 9	# Children in Care On Last Day: 6
CCI Incentive Credits	Avg Performance All CCIs (Points)	Provider Performance (%)*	Possible Points (Weight)	Provider Points Earned
Early EPSDT Medical Visits		100%	2	2.00
Early EPSDT Dental Visits		100%	2	2.00
Permanency Contacts		0%	5	0.00
Additional Academic Supports		0%	2	0.00
Active Agency Accreditation		0%	4	0.00
Staff Clinical Licensure		0%	5	0.00
Behavior Management (threshold = 0)		100%	4	4.00
Incentives Total	7.91		24	8.00
Maximum total combined incentive credit allowed is 10 points.			Incentives Awarded	8.00

*Performance calculation descriptions can be found in the FY 2016 RBWO PBP Measurements and Standards Guide.

Child Protective Services Investigations and Dispositions		
The following investigations data, which is not used for scoring but is considered significant to a provider's performance, is from Georgia SHINES and is not considered final or complete until the end of the fiscal year.		
Total Reports:	0	
Number Screened In:	0	
Number Screened Out:	0	
Number Substantiated:	0	
Number Unsubstantiated:	0	
Number Active CPS Investigations:	0	



DHS, DFCS, Office of Provider Management
Performance-Based Placement Measures
RBWO Provider GA+SCORECARD - CCI
Report Quarter: Q1 FY2016



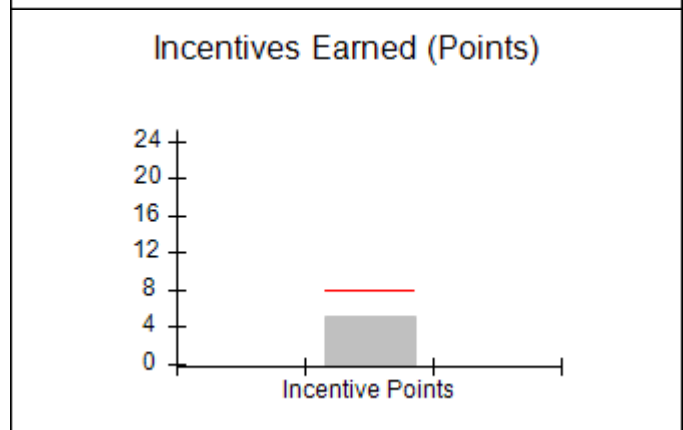
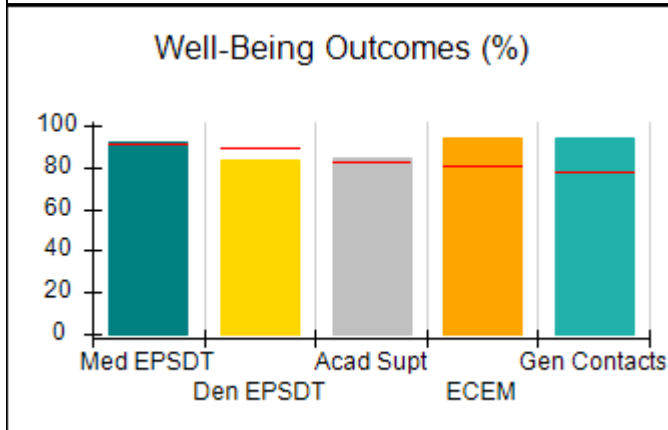
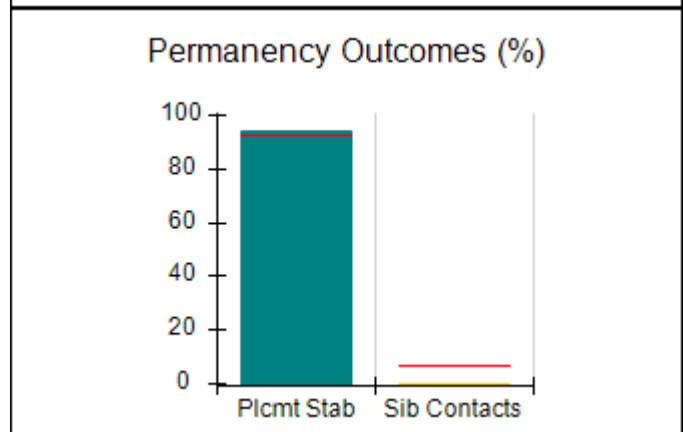
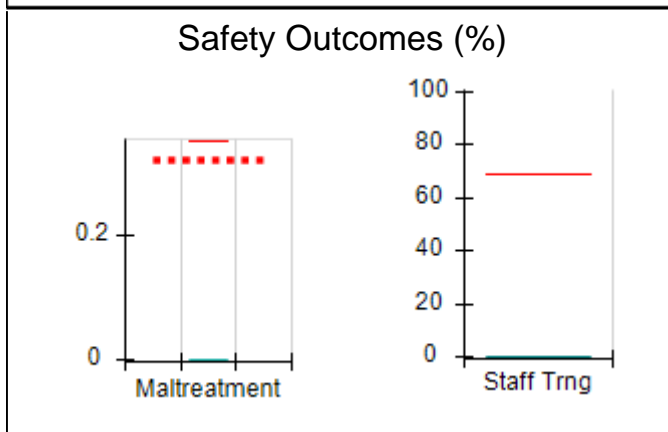
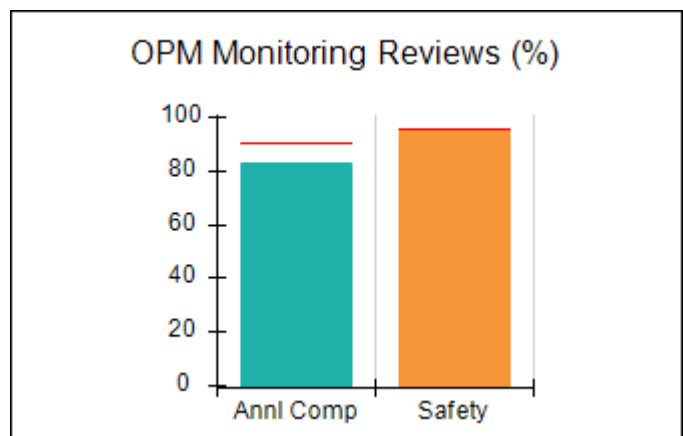
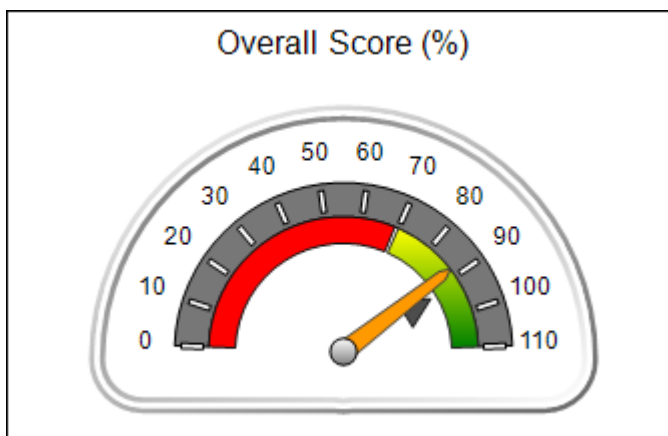
Provider/Program Name: Mentoring Youth Services - (5122) - CCI

2700 1st Avenue, Columbus, GA 31904 Phone: 706-984-0161 Vendor ID# 91958	Quarterly Scores (Grades)		Current Quarter Score (Grade)
	Q1: 87.79 (B+)	Q2: 87.16 (B+)	87.79% (B+)
	Q3: 93.49 (A-)	Q4: 90.86 (A-)	
Program Census Information:	# Children in Care During Quarter: 17	# Placements During Quarter: 20	# Children in Care On Last Day: 11

Quarterly Provider Comparisons to All CCIs

■■■■■■■■ indicates MalTx Threshold

▼ ————— indicates average for all CCIs





DHS, DFCS, Office of Provider Management
Performance-Based Placement Measures
RBWO Provider GA+SCORECARD - CCI
Report Quarter: Q1 FY2016



Provider/Program Name: Mentoring Youth Services - (5122) - CCI

2700 1st Avenue, Columbus, GA 31904 Phone: 706-984-0161 Vendor ID# 91958	Quarterly Scores (Grades)		Current Quarter Score (Grade)
	Q1: 87.79 (B+)	Q2: 87.16 (B+)	87.79%
	Q3: 93.49 (A-)	Q4: 90.86 (A-)	(B+)

Program Census Information:	# Children in Care During Quarter: 17	# Placements During Quarter: 20	# Children in Care On Last Day: 11
-----------------------------	---------------------------------------	---------------------------------	------------------------------------

	Avg Performance All CCIs (%)	Provider Performance (%)*	Possible Points (Weight)	Provider Points Earned
--	-------------------------------------	----------------------------------	---------------------------------	-------------------------------

OPM Monitoring Reviews

Annual Comprehensive Reviews	90%	83%	25	20.83
Safety Reviews	96%	96%	15	14.34
Monitoring Sub-Total			40	35.17

CCI Safety Outcomes

Incidence of Maltreatment	0.35%	No Substantiated Reports	10	10.00
Staff Training	69%	0%	4	0.00
Safety Sub-Total			14	10.00

CCI Permanency Outcomes

Placement Stability	93%	94%	15	14.10
Sibling Contacts	7%	0%	5	0.00
Permanency Sub-Total			20	14.10

CCI Well-Being Outcomes

EPSDT Medical Visits	91%	92%	4	3.68
EPSDT Dental Visits	89%	83%	4	3.32
Academic Supports	82%	84%	4	3.36
Provider ECEM Visits	80%	94%	7	6.58
Provider General Contacts	77%	94%	7	6.58
Well-Being Sub-Total			26	23.52

*Performance calculation descriptions can be found in the FY 2016 RBWO PBP Measurements and Standards Guide.

Monitoring & Outcomes: Possible Points = 100		Points Earned = 82.79	
Score Before Incentives Credit		82.79%	
Incentives Awarded		5.00 pts	
PBP Verification		N/A pts	
Total Score		87.79%	

Provider/Program Name: Mentoring Youth Services - (5122) - CCI



DHS, DFCS, Office of Provider Management
Performance-Based Placement Measures
RBWO Provider GA+SCORECARD - CCI



Report Quarter: Q1 FY2016

Program Census Information:		# Children in Care During Quarter: 17	# Placements During Quarter: 20	# Children in Care On Last Day: 11
CCI Incentive Credits	Avg Performance All CCIs (Points)	Provider Performance (%)*	Possible Points (Weight)	Provider Points Earned
Early EPSDT Medical Visits		50%	2	1.00
Early EPSDT Dental Visits		0%	2	0.00
Permanency Contacts		0%	5	0.00
Additional Academic Supports		0%	2	0.00
Active Agency Accreditation		0%	4	0.00
Staff Clinical Licensure		0%	5	0.00
Behavior Management (threshold = 0)		100%	4	4.00
Incentives Total	7.91		24	5.00
Maximum total combined incentive credit allowed is 10 points.			Incentives Awarded	5.00
*Performance calculation descriptions can be found in the FY 2016 RBWO PBP Measurements and Standards Guide.				

Child Protective Services Investigations and Dispositions		
The following investigations data, which is not used for scoring but is considered significant to a provider's performance, is from Georgia SHINES and is not considered final or complete until the end of the fiscal year.		
Total Reports:	6	
Number Screened In:	5	
Number Screened Out:	1	
Number Substantiated:	0	
Number Unsubstantiated:	0	
Number Active CPS Investigations:	5	



DHS, DFCS, Office of Provider Management
Performance-Based Placement Measures
RBWO Provider GA+SCORECARD - CCI



Report Quarter: Q1 FY2016

Provider/Program Name: Methodist Home for Children & Youth, The - Arabella (1016) - CCI

9308 GA Hwy 85, Waverly Hall, GA 31831

Phone: 706-582-3843

Vendor ID# 71217

Quarterly Scores (Grades)

Current Quarter Score (Grade)

Q1: 91.47 (A-)

Q2: 100.88 (A+)

91.47%

Q3: 100.48 (A+)

Q4: 99.02 (A+)

(A-)

Program Census Information:

Children in Care During
Quarter: 11

Placements During
Quarter: 11

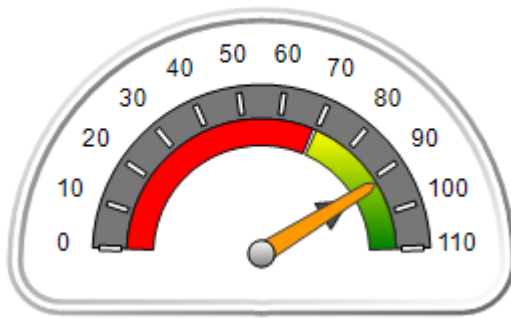
Children in Care On Last
Day: 10

Quarterly Provider Comparisons to All CCIs

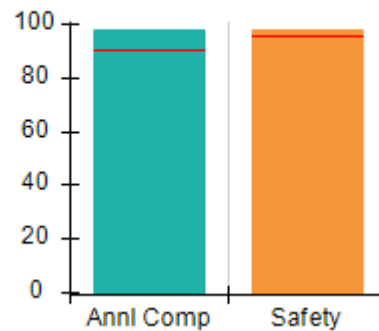
■■■■■■■■ indicates MalTx Threshold

▼ ————— indicates average for all CCIs

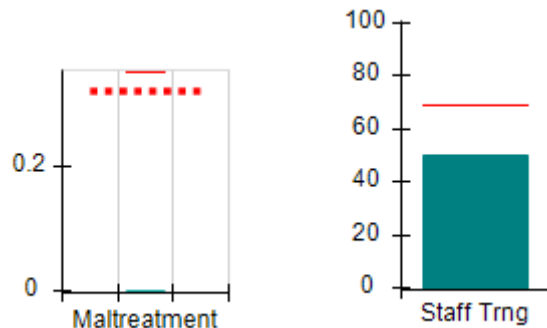
Overall Score (%)



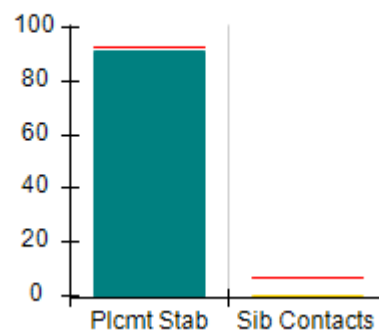
OPM Monitoring Reviews (%)



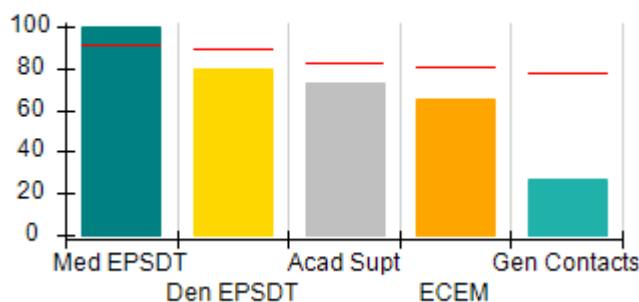
Safety Outcomes (%)



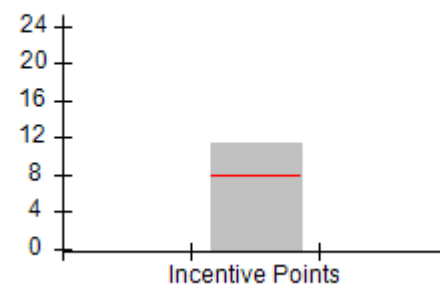
Permanency Outcomes (%)



Well-Being Outcomes (%)



Incentives Earned (Points)





DHS, DFCS, Office of Provider Management
Performance-Based Placement Measures
RBWO Provider GA+SCORECARD - CCI



Report Quarter: Q1 FY2016

Provider/Program Name: Methodist Home for Children & Youth, The - Arabella (1016) - CCI				
9308 GA Hwy 85, Waverly Hall, GA 31831		Quarterly Scores (Grades)		Current Quarter Score (Grade)
Phone: 706-582-3843		Q1: 91.47 (A-)	Q2: 100.88 (A+)	91.47% (A-)
Vendor ID# 71217		Q3: 100.48 (A+)	Q4: 99.02 (A+)	
Program Census Information:		# Children in Care During Quarter: 11	# Placements During Quarter: 11	# Children in Care On Last Day: 10
	Avg Performance All CCIs (%)	Provider Performance (%)*	Possible Points (Weight)	Provider Points Earned
OPM Monitoring Reviews				
Annual Comprehensive Reviews	90%	98%	25	24.58
Safety Reviews	96%	98%	15	14.68
Monitoring Sub-Total			40	39.26
CCI Safety Outcomes				
Incidence of Maltreatment	0.35%	No Substantiated Reports	10	10.00
Staff Training	69%	50%	4	2.00
Safety Sub-Total			14	12.00
CCI Permanency Outcomes				
Placement Stability	93%	91%	15	13.65
Sibling Contacts	7%	0%	5	0.00
Permanency Sub-Total			20	13.65
CCI Well-Being Outcomes				
EPSDT Medical Visits	91%	100%	4	4.00
EPSDT Dental Visits	89%	80%	4	3.20
Academic Supports	82%	73%	4	2.92
Provider ECEM Visits	80%	65%	7	4.55
Provider General Contacts	77%	27%	7	1.89
Well-Being Sub-Total			26	16.56
*Performance calculation descriptions can be found in the FY 2016 RBWO PBP Measurements and Standards Guide.				

Monitoring & Outcomes: Possible Points = 100	Points Earned = 81.47
Score Before Incentives Credit	81.47%
Incentives Awarded	10.00 pts
PBP Verification	N/A pts
Total Score	91.47%

Provider/Program Name: Methodist Home for Children & Youth, The - Arabella (1016) - CCI



DHS, DFCS, Office of Provider Management
Performance-Based Placement Measures
RBWO Provider GA+SCORECARD - CCI



Report Quarter: Q1 FY2016

Program Census Information:		# Children in Care During Quarter: 11	# Placements During Quarter: 11	# Children in Care On Last Day: 10
CCI Incentive Credits	Avg Performance All CCIs (Points)	Provider Performance (%)*	Possible Points (Weight)	Provider Points Earned
Early EPSDT Medical Visits		100%	2	2.00
Early EPSDT Dental Visits		0%	2	0.00
Permanency Contacts		0%	5	0.00
Additional Academic Supports		73%	2	1.46
Active Agency Accreditation		100%	4	4.00
Staff Clinical Licensure		0%	5	0.00
Behavior Management (threshold = 0)		100%	4	4.00
Incentives Total	7.91		24	11.46
Maximum total combined incentive credit allowed is 10 points.			Incentives Awarded	10.00

*Performance calculation descriptions can be found in the FY 2016 RBWO PBP Measurements and Standards Guide.

Child Protective Services Investigations and Dispositions		
The following investigations data, which is not used for scoring but is considered significant to a provider's performance, is from Georgia SHINES and is not considered final or complete until the end of the fiscal year.		
Total Reports:	0	
Number Screened In:	0	
Number Screened Out:	0	
Number Substantiated:	0	
Number Unsubstantiated:	0	
Number Active CPS Investigations:	0	



DHS, DFCS, Office of Provider Management
Performance-Based Placement Measures
RBWO Provider GA+SCORECARD - CCI



Report Quarter: Q1 FY2016

Provider/Program Name: Methodist Home for Children & Youth, The - dba Americus Group Home (749) - CCI

102 Mill Creek Rd., Americus, GA 31709

Phone: 229-924-9550

Vendor ID# 35463

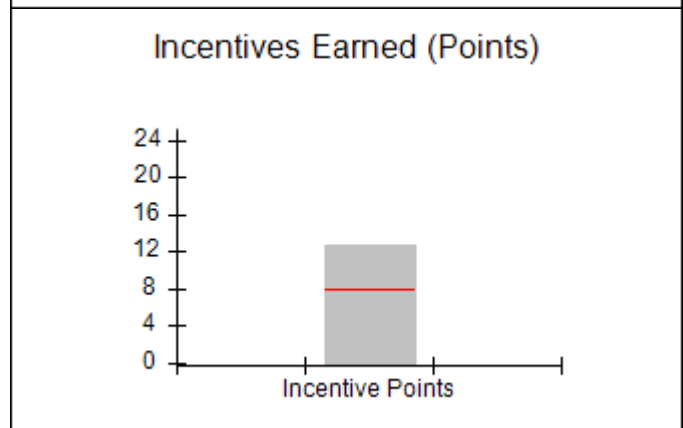
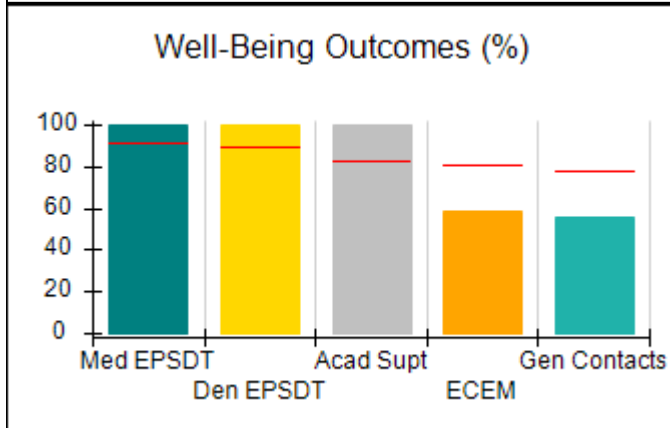
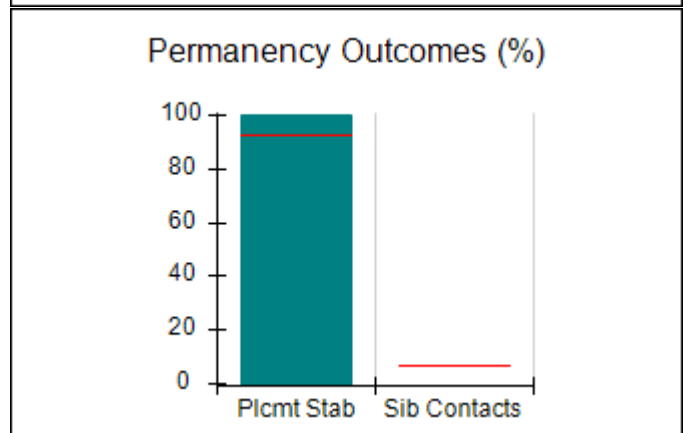
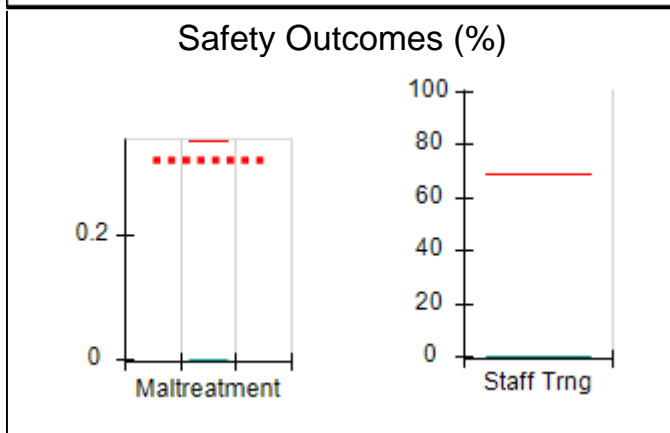
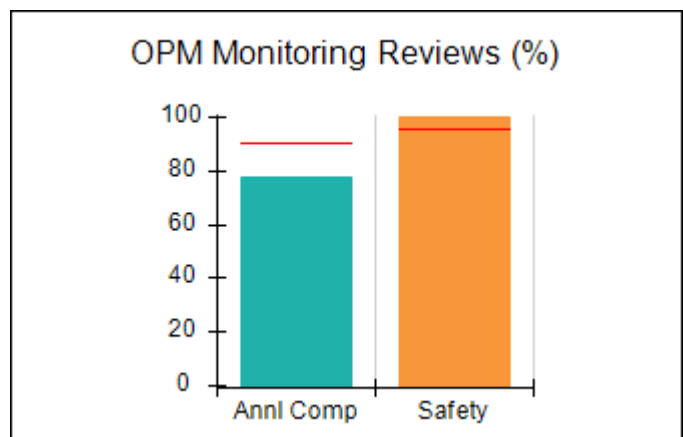
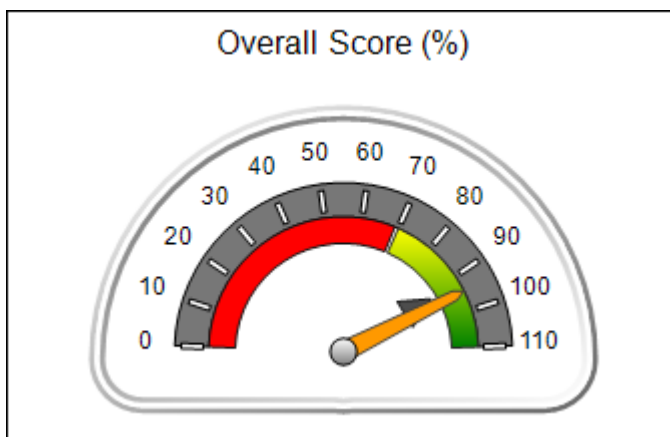
Quarterly Scores (Grades)		Current Quarter Score (Grade)
Q1: 94.55 (A)	Q2: 99.04 (A+)	94.55% (A)
Q3: 104.02 (A+)	Q4: 102.19 (A+)	

Program Census Information:	# Children in Care During Quarter: 10	# Placements During Quarter: 10	# Children in Care On Last Day: 9
-----------------------------	---------------------------------------	---------------------------------	-----------------------------------

Quarterly Provider Comparisons to All CCIs

■■■■■■■■ indicates MalTx Threshold

▼ ————— indicates average for all CCIs





DHS, DFCS, Office of Provider Management
Performance-Based Placement Measures
RBWO Provider GA+SCORECARD - CCI



Report Quarter: Q1 FY2016

Provider/Program Name: Methodist Home for Children & Youth, The - dba Americus Group Home (749) - CCI				
102 Mill Creek Rd., Americus, GA 31709 Phone: 229-924-9550 Vendor ID# 35463		Quarterly Scores (Grades)		Current Quarter Score (Grade)
		Q1: 94.55 (A)	Q2: 99.04 (A+)	94.55% (A)
		Q3: 104.02 (A+)	Q4: 102.19 (A+)	
Program Census Information:		# Children in Care During Quarter: 10	# Placements During Quarter: 10	# Children in Care On Last Day: 9
	Avg Performance All CCIs (%)	Provider Performance (%)*	Possible Points (Weight)	Provider Points Earned
OPM Monitoring Reviews				
Annual Comprehensive Reviews	90%	78%	25	19.50
Safety Reviews	96%	100%	15	15.00
Monitoring Sub-Total			40	34.50
CCI Safety Outcomes				
Incidence of Maltreatment	0.35%	No Substantiated Reports	10	10.00
Staff Training	69%	0%	4	0.00
Safety Sub-Total			14	10.00
CCI Permanency Outcomes				
Placement Stability	93%	100%	20	20.00
Sibling Contacts	7%	None Planned		
Permanency Sub-Total			20	20.00
CCI Well-Being Outcomes				
EPSDT Medical Visits	91%	100%	4	4.00
EPSDT Dental Visits	89%	100%	4	4.00
Academic Supports	82%	100%	4	4.00
Provider ECEM Visits	80%	59%	7	4.13
Provider General Contacts	77%	56%	7	3.92
Well-Being Sub-Total			26	20.05
*Performance calculation descriptions can be found in the FY 2016 RBWO PBP Measurements and Standards Guide.				

Monitoring & Outcomes: Possible Points = 100	Points Earned = 84.55
Score Before Incentives Credit	84.55%
Incentives Awarded	10.00 pts
PBP Verification	N/A pts
Total Score	94.55%

Provider/Program Name: Methodist Home for Children & Youth, The - dba Americus Group Home (749) - CCI



DHS, DFCS, Office of Provider Management
Performance-Based Placement Measures
RBWO Provider GA+SCORECARD - CCI



Report Quarter: Q1 FY2016

Program Census Information:		# Children in Care During Quarter: 10	# Placements During Quarter: 10	# Children in Care On Last Day: 9
CCI Incentive Credits	Avg Performance All CCIs (Points)	Provider Performance (%)*	Possible Points (Weight)	Provider Points Earned
Early EPSDT Medical Visits		100%	2	2.00
Early EPSDT Dental Visits		100%	2	2.00
Permanency Contacts		None Planned	5	
Additional Academic Supports		33%	2	0.66
Active Agency Accreditation		100%	4	4.00
Staff Clinical Licensure		0%	5	0.00
Behavior Management (threshold = 0)		100%	4	4.00
Incentives Total	7.91		24	12.66
Maximum total combined incentive credit allowed is 10 points.			Incentives Awarded	10.00

*Performance calculation descriptions can be found in the FY 2016 RBWO PBP Measurements and Standards Guide.

Child Protective Services Investigations and Dispositions		
The following investigations data, which is not used for scoring but is considered significant to a provider's performance, is from Georgia SHINES and is not considered final or complete until the end of the fiscal year.		
Total Reports:	0	
Number Screened In:	0	
Number Screened Out:	0	
Number Substantiated:	0	
Number Unsubstantiated:	0	
Number Active CPS Investigations:	0	



DHS, DFCS, Office of Provider Management
Performance-Based Placement Measures
RBWO Provider GA+SCORECARD - CCI



Report Quarter: Q1 FY2016

Provider/Program Name: Methodist Home for Children & Youth, The - dba St. Marys Group Home (750) - CCI

3296 Winding Road, St. Marys, GA 31558

Phone: 912-882-7770

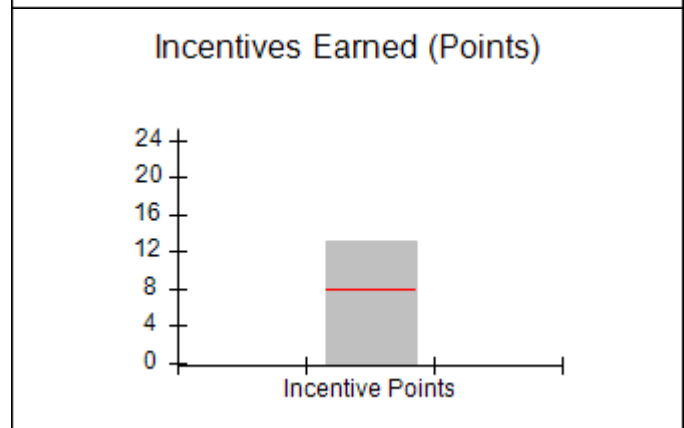
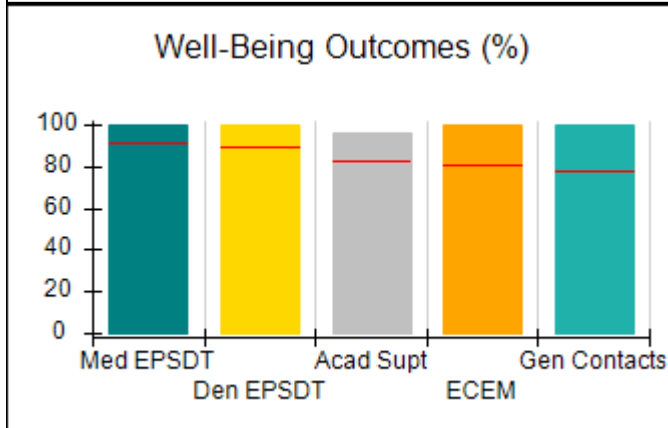
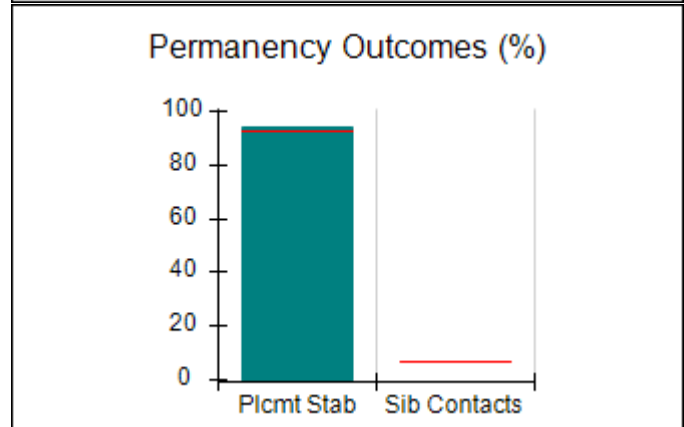
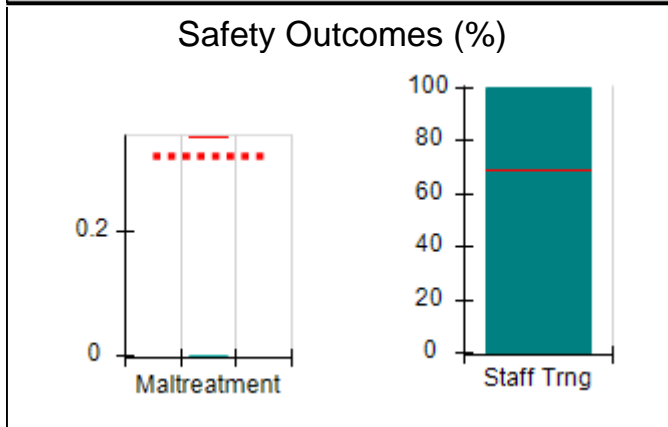
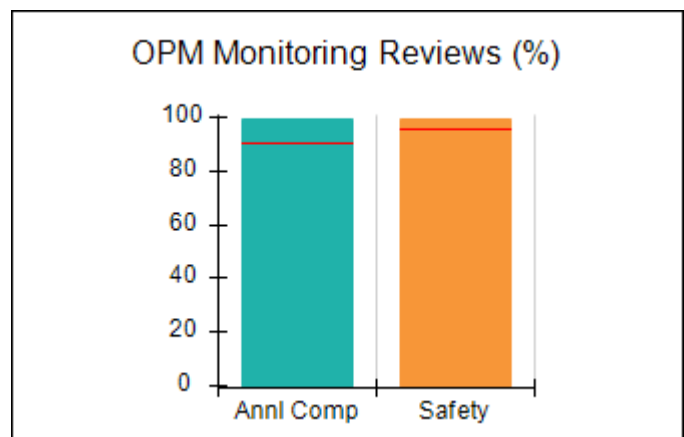
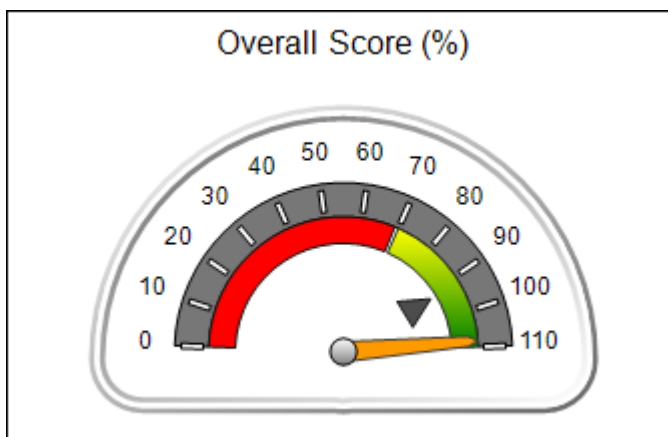
Vendor ID# 35459

Quarterly Scores (Grades)		Current Quarter Score (Grade)
Q1: 108.34 (A+)	Q2: 107.62 (A+)	108.34% (A+)
Q3: 105.66 (A+)	Q4: 99.27 (A+)	
Program Census Information:		# Children in Care On Last Day: 10
# Children in Care During Quarter: 17		# Placements During Quarter: 17

Quarterly Provider Comparisons to All CCIs

■■■■■■■■ indicates MalTx Threshold

▼ ————— indicates average for all CCIs





DHS, DFCS, Office of Provider Management
Performance-Based Placement Measures
RBWO Provider GA+SCORECARD - CCI



Report Quarter: Q1 FY2016

Provider/Program Name: Methodist Home for Children & Youth, The - dba St. Marys Group Home (750) - CCI				
3296 Winding Road, St. Marys, GA 31558		Quarterly Scores (Grades)		Current Quarter Score (Grade)
Phone: 912-882-7770		Q1: 108.34 (A+)	Q2: 107.62 (A+)	108.34%
Vendor ID# 35459		Q3: 105.66 (A+)	Q4: 99.27 (A+)	(A+)
Program Census Information:		# Children in Care During Quarter: 17	# Placements During Quarter: 17	# Children in Care On Last Day: 10
	Avg Performance All CCIs (%)	Provider Performance (%)*	Possible Points (Weight)	Provider Points Earned
OPM Monitoring Reviews				
Annual Comprehensive Reviews	90%	99%	25	24.82
Safety Reviews	96%	99%	15	14.88
Monitoring Sub-Total			40	39.70
CCI Safety Outcomes				
Incidence of Maltreatment	0.35%	No Substantiated Reports	10	10.00
Staff Training	69%	100%	4	4.00
Safety Sub-Total			14	14.00
CCI Permanency Outcomes				
Placement Stability	93%	94%	20	18.80
Sibling Contacts	7%	None Planned		
Permanency Sub-Total			20	18.80
CCI Well-Being Outcomes				
EPSDT Medical Visits	91%	100%	4	4.00
EPSDT Dental Visits	89%	100%	4	4.00
Academic Supports	82%	96%	4	3.84
Provider ECEM Visits	80%	100%	7	7.00
Provider General Contacts	77%	100%	7	7.00
Well-Being Sub-Total			26	25.84
*Performance calculation descriptions can be found in the FY 2016 RBWO PBP Measurements and Standards Guide.				

Monitoring & Outcomes: Possible Points = 100		Points Earned = 98.34	
Score Before Incentives Credit			98.34%
Incentives Awarded			10.00 pts
PBP Verification			N/A pts
Total Score			108.34%

Provider/Program Name: Methodist Home for Children & Youth, The - dba St. Marys Group Home (750) - CCI



DHS, DFCS, Office of Provider Management
Performance-Based Placement Measures
RBWO Provider GA+SCORECARD - CCI



Report Quarter: Q1 FY2016

Program Census Information:		# Children in Care During Quarter: 17	# Placements During Quarter: 17	# Children in Care On Last Day: 10
CCI Incentive Credits	Avg Performance All CCIs (Points)	Provider Performance (%)*	Possible Points (Weight)	Provider Points Earned
Early EPSDT Medical Visits		100%	2	2.00
Early EPSDT Dental Visits		100%	2	2.00
Permanency Contacts		None Planned	5	
Additional Academic Supports		54%	2	1.08
Active Agency Accreditation		100%	4	4.00
Staff Clinical Licensure		0%	5	0.00
Behavior Management (threshold = 0)		100%	4	4.00
Incentives Total	7.91		24	13.08
Maximum total combined incentive credit allowed is 10 points.			Incentives Awarded	10.00

*Performance calculation descriptions can be found in the FY 2016 RBWO PBP Measurements and Standards Guide.

Child Protective Services Investigations and Dispositions		
The following investigations data, which is not used for scoring but is considered significant to a provider's performance, is from Georgia SHINES and is not considered final or complete until the end of the fiscal year.		
Total Reports:	0	
Number Screened In:	0	
Number Screened Out:	0	
Number Substantiated:	0	
Number Unsubstantiated:	0	
Number Active CPS Investigations:	0	



DHS, DFCS, Office of Provider Management
Performance-Based Placement Measures
RBWO Provider GA+SCORECARD - CCI



Report Quarter: Q1 FY2016

Provider/Program Name: Methodist Home for Children & Youth, The - dba Valdosta Group Home (752) - CCI

2545 East Park Ave., Valdosta, GA 31605

Phone: 229-247-5100

Vendor ID# 35466

Quarterly Scores (Grades)

Current Quarter Score (Grade)

Q1: 95.06 (A)

Q2: 104.85 (A+)

95.06%

Q3: 98.06 (A+)

Q4: 97.35 (A+)

(A)

Program Census Information:

Children in Care During
Quarter: 13

Placements During
Quarter: 13

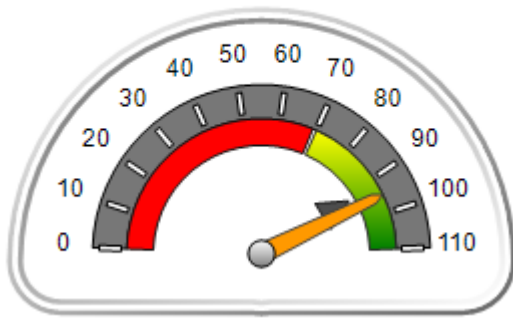
Children in Care On Last
Day: 11

Quarterly Provider Comparisons to All CCIs

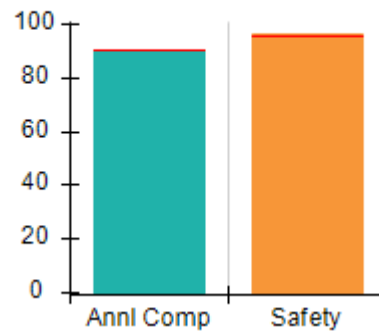
■■■■■■■■ indicates MalTx Threshold

▼ ————— indicates average for all CCIs

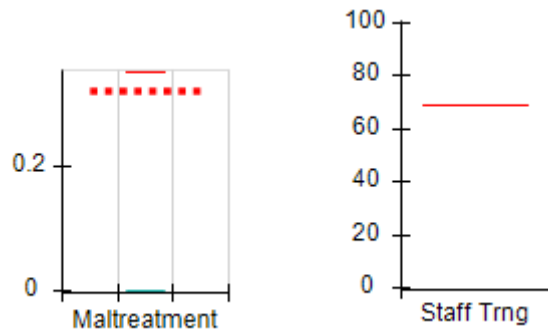
Overall Score (%)



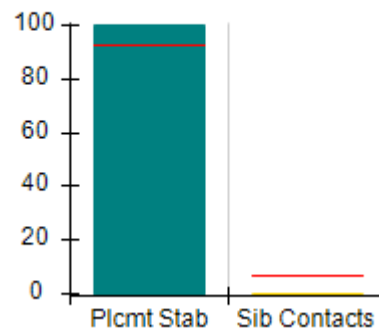
OPM Monitoring Reviews (%)



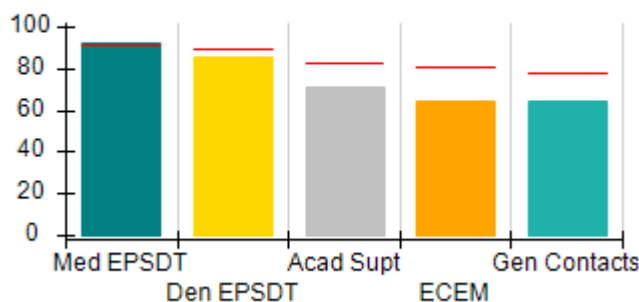
Safety Outcomes (%)



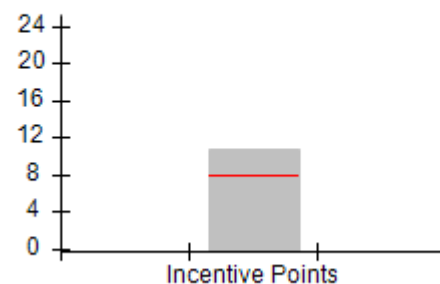
Permanency Outcomes (%)



Well-Being Outcomes (%)



Incentives Earned (Points)





DHS, DFCS, Office of Provider Management
Performance-Based Placement Measures
RBWO Provider GA+SCORECARD - CCI



Report Quarter: Q1 FY2016

Provider/Program Name: Methodist Home for Children & Youth, The - dba Valdosta Group Home (752) - CCI				
2545 East Park Ave., Valdosta, GA 31605		Quarterly Scores (Grades)		Current Quarter Score (Grade)
Phone: 229-247-5100		Q1: 95.06 (A)	Q2: 104.85 (A+)	95.06%
Vendor ID# 35466		Q3: 98.06 (A+)	Q4: 97.35 (A+)	(A)
Program Census Information:		# Children in Care During Quarter: 13	# Placements During Quarter: 13	# Children in Care On Last Day: 11
	Avg Performance All CCIs (%)	Provider Performance (%)*	Possible Points (Weight)	Provider Points Earned
OPM Monitoring Reviews				
Annual Comprehensive Reviews	90%	91%	25	22.67
Safety Reviews	96%	97%	15	14.51
Monitoring Sub-Total			40	37.18
CCI Safety Outcomes				
Incidence of Maltreatment	0.35%	No Substantiated Reports	14	14.00
Staff Training	69%	Not Eligible		
Safety Sub-Total			14	14.00
CCI Permanency Outcomes				
Placement Stability	93%	100%	15	15.00
Sibling Contacts	7%	0%	5	0.00
Permanency Sub-Total			20	15.00
CCI Well-Being Outcomes				
EPSDT Medical Visits	91%	92%	4	3.68
EPSDT Dental Visits	89%	85%	4	3.40
Academic Supports	82%	71%	4	2.84
Provider ECEM Visits	80%	64%	7	4.48
Provider General Contacts	77%	64%	7	4.48
Well-Being Sub-Total			26	18.88
*Performance calculation descriptions can be found in the FY 2016 RBWO PBP Measurements and Standards Guide.				

Monitoring & Outcomes: Possible Points = 100		Points Earned = 85.06	
Score Before Incentives Credit			85.06%
Incentives Awarded			10.00 pts
PBP Verification			N/A pts
Total Score			95.06%

Provider/Program Name: Methodist Home for Children & Youth, The - dba Valdosta Group Home (752) - CCI



DHS, DFCS, Office of Provider Management
Performance-Based Placement Measures
RBWO Provider GA+SCORECARD - CCI



Report Quarter: Q1 FY2016

Program Census Information:		# Children in Care During Quarter: 13	# Placements During Quarter: 13	# Children in Care On Last Day: 11
CCI Incentive Credits	Avg Performance All CCIs (Points)	Provider Performance (%)*	Possible Points (Weight)	Provider Points Earned
Early EPSDT Medical Visits		75%	2	1.50
Early EPSDT Dental Visits		33%	2	0.66
Permanency Contacts		0%	5	0.00
Additional Academic Supports		26%	2	0.52
Active Agency Accreditation		100%	4	4.00
Staff Clinical Licensure		0%	5	0.00
Behavior Management (threshold = 0)		100%	4	4.00
Incentives Total	7.91		24	10.68
Maximum total combined incentive credit allowed is 10 points.			Incentives Awarded	10.00
*Performance calculation descriptions can be found in the FY 2016 RBWO PBP Measurements and Standards Guide.				

Child Protective Services Investigations and Dispositions		
The following investigations data, which is not used for scoring but is considered significant to a provider's performance, is from Georgia SHINES and is not considered final or complete until the end of the fiscal year.		
Total Reports:	0	
Number Screened In:	0	
Number Screened Out:	0	
Number Substantiated:	0	
Number Unsubstantiated:	0	
Number Active CPS Investigations:	0	



DHS, DFCS, Office of Provider Management
Performance-Based Placement Measures
RBWO Provider GA+SCORECARD - CCI
Report Quarter: Q1 FY2016



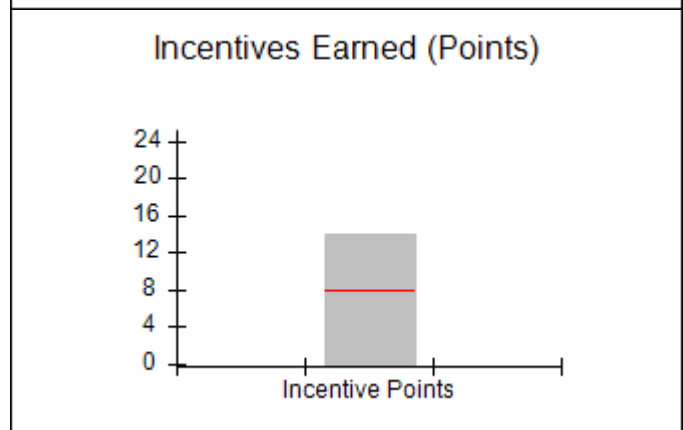
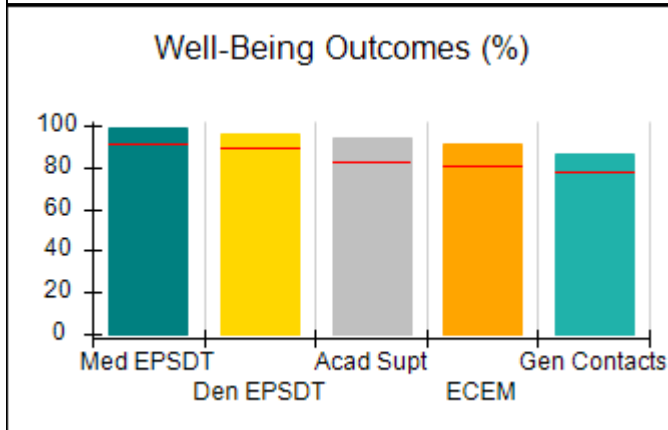
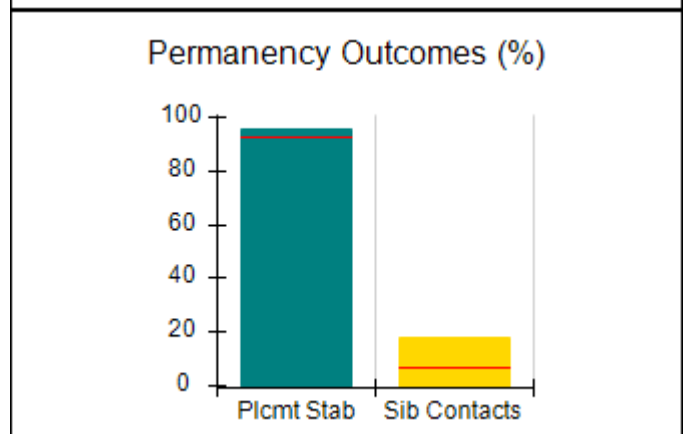
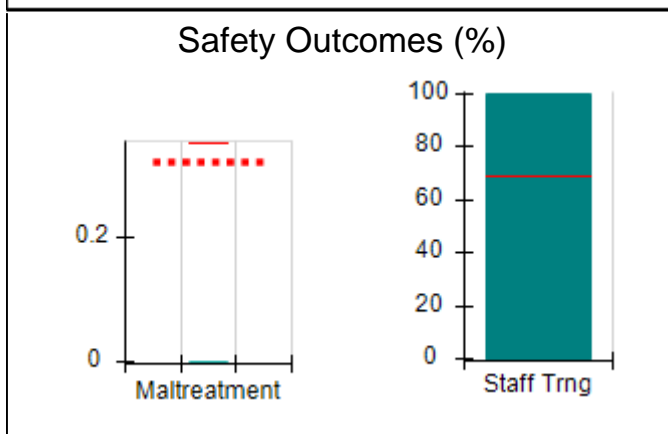
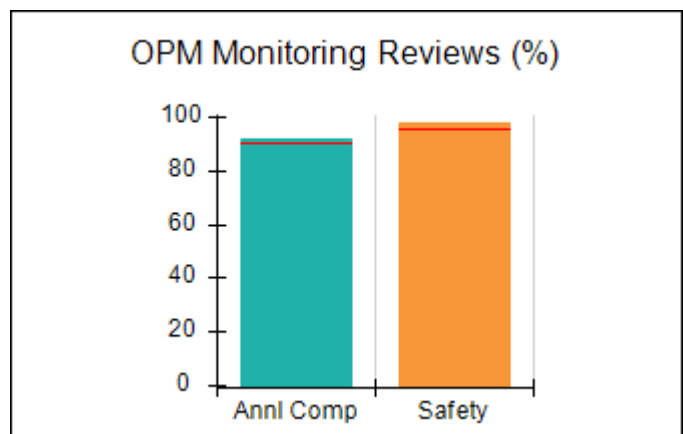
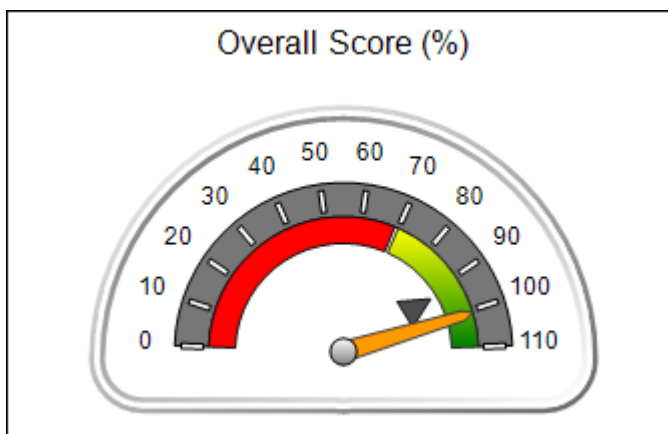
Provider/Program Name: Methodist Home for Children & Youth, The - Macon (754) - CCI

304 Pierce Ave., Macon, GA 31204 Phone: 478-751-2800 Vendor ID# 35456	Quarterly Scores (Grades)		Current Quarter Score (Grade)
	Q1: 100.82 (A+)	Q2: 100.03 (A+)	100.82% (A+)
	Q3: 93.17 (A-)	Q4: 99.96 (A+)	
Program Census Information:	# Children in Care During Quarter: 79	# Placements During Quarter: 79	# Children in Care On Last Day: 66

Quarterly Provider Comparisons to All CCIs

■■■■■■■■ indicates MalTx Threshold

▼ ————— indicates average for all CCIs





DHS, DFCS, Office of Provider Management
Performance-Based Placement Measures
RBWO Provider GA+SCORECARD - CCI
Report Quarter: Q1 FY2016



Provider/Program Name: Methodist Home for Children & Youth, The - Macon (754) - CCI

304 Pierce Ave., Macon, GA 31204 Phone: 478-751-2800 Vendor ID# 35456	Quarterly Scores (Grades)		Current Quarter Score (Grade)
	Q1: 100.82 (A+)	Q2: 100.03 (A+)	100.82%
	Q3: 93.17 (A-)	Q4: 99.96 (A+)	(A+)

Program Census Information:	# Children in Care During Quarter: 79	# Placements During Quarter: 79	# Children in Care On Last Day: 66
-----------------------------	---------------------------------------	---------------------------------	------------------------------------

	Avg Performance All CCIs (%)	Provider Performance (%)*	Possible Points (Weight)	Provider Points Earned
--	-------------------------------------	----------------------------------	---------------------------------	-------------------------------

OPM Monitoring Reviews

Annual Comprehensive Reviews	90%	92%	25	22.92
Safety Reviews	96%	98%	15	14.65
Monitoring Sub-Total			40	37.57

CCI Safety Outcomes

Incidence of Maltreatment	0.35%	No Substantiated Reports	10	10.00
Staff Training	69%	100%	4	4.00
Safety Sub-Total			14	14.00

CCI Permanency Outcomes

Placement Stability	93%	96%	15	14.40
Sibling Contacts	7%	18%	5	0.90
Permanency Sub-Total			20	15.30

CCI Well-Being Outcomes

EPSDT Medical Visits	91%	99%	4	3.96
EPSDT Dental Visits	89%	96%	4	3.84
Academic Supports	82%	94%	4	3.76
Provider ECEM Visits	80%	91%	7	6.37
Provider General Contacts	77%	86%	7	6.02
Well-Being Sub-Total			26	23.95

*Performance calculation descriptions can be found in the FY 2016 RBWO PBP Measurements and Standards Guide.

Monitoring & Outcomes: Possible Points = 100		Points Earned = 90.82	
Score Before Incentives Credit		90.82%	
Incentives Awarded		10.00 pts	
PBP Verification		N/A pts	
Total Score		100.82%	

Provider/Program Name: Methodist Home for Children & Youth, The - Macon (754) - CCI



DHS, DFCS, Office of Provider Management
Performance-Based Placement Measures
RBWO Provider GA+SCORECARD - CCI



Report Quarter: Q1 FY2016

Program Census Information:		# Children in Care During Quarter: 79	# Placements During Quarter: 79	# Children in Care On Last Day: 66
CCI Incentive Credits	Avg Performance All CCIs (Points)	Provider Performance (%)*	Possible Points (Weight)	Provider Points Earned
Early EPSDT Medical Visits		94%	2	1.88
Early EPSDT Dental Visits		79%	2	1.58
Permanency Contacts		32%	5	1.60
Additional Academic Supports		47%	2	0.94
Active Agency Accreditation		100%	4	4.00
Staff Clinical Licensure		0%	5	0.00
Behavior Management (threshold = 0)		100%	4	4.00
Incentives Total	7.91		24	14.00
Maximum total combined incentive credit allowed is 10 points.			Incentives Awarded	10.00

*Performance calculation descriptions can be found in the FY 2016 RBWO PBP Measurements and Standards Guide.

Child Protective Services Investigations and Dispositions		
The following investigations data, which is not used for scoring but is considered significant to a provider's performance, is from Georgia SHINES and is not considered final or complete until the end of the fiscal year.		
Total Reports:	5	
Number Screened In:	1	
Number Screened Out:	4	
Number Substantiated:	0	
Number Unsubstantiated:	1	
Number Active CPS Investigations:	0	



DHS, DFCS, Office of Provider Management
Performance-Based Placement Measures
RBWO Provider GA+SCORECARD - CCI



Report Quarter: Q1 FY2016

Provider/Program Name: Methodist Home for Children & Youth, The - Our House at Carpenter's Way Ranch (1015) - CCI

1645 Hunter Rd., Cataula, GA 31804

Phone: 706-322-5406

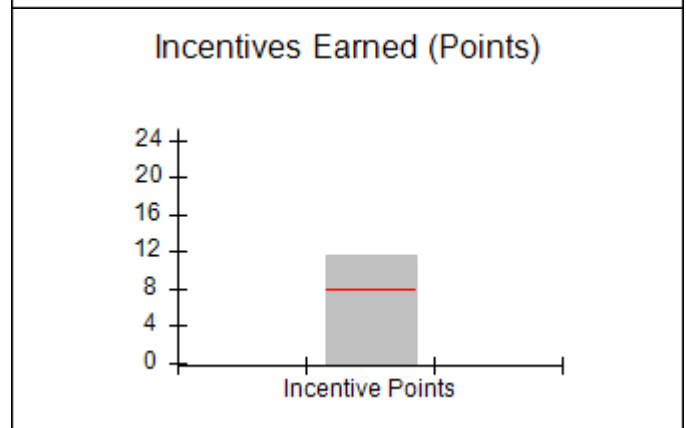
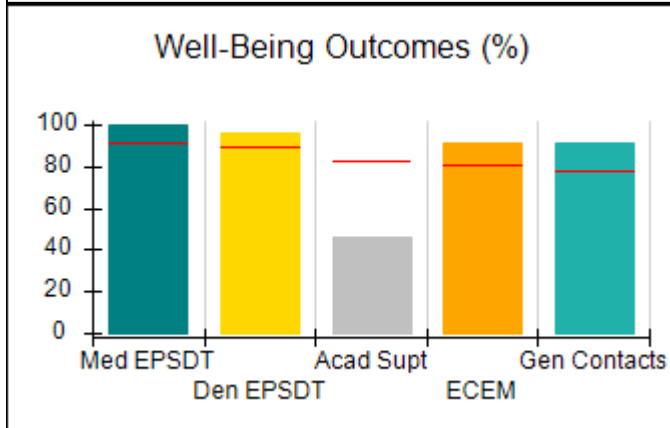
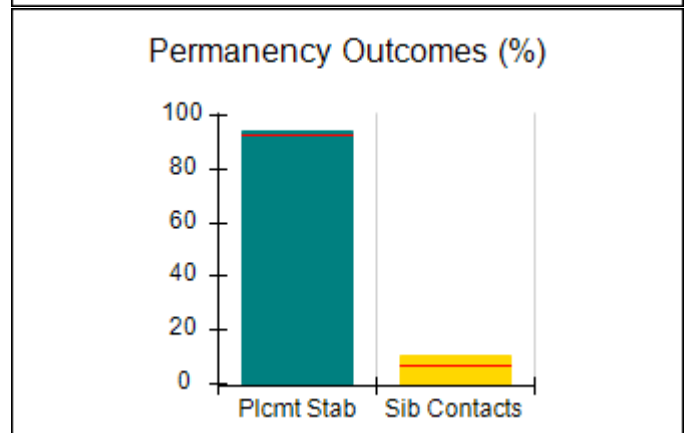
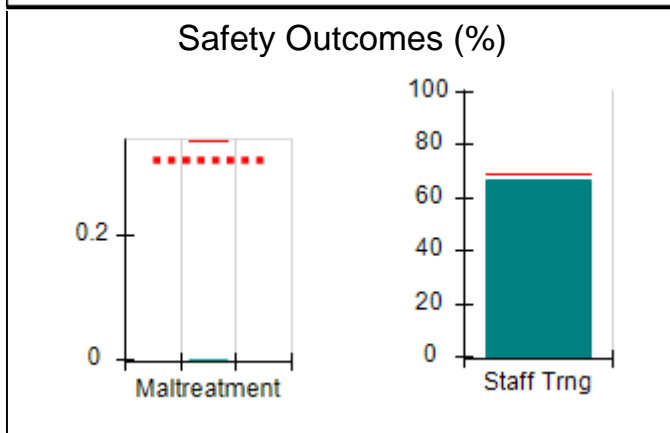
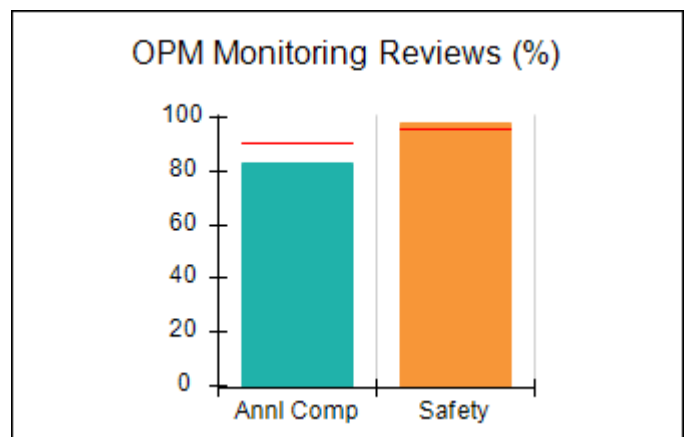
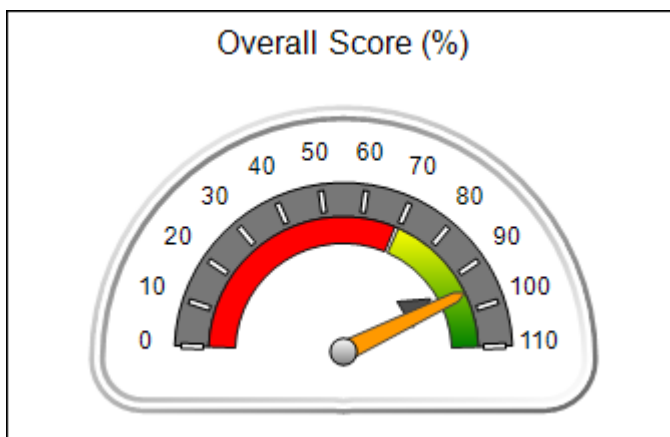
Vendor ID# 35257

	Quarterly Scores (Grades)		Current Quarter Score (Grade)
	Q1: 95.10 (A)	Q2: 96.39 (A)	95.10% (A)
	Q3: 88.12 (B+)	Q4: 96.34 (A)	
Program Census Information:	# Children in Care During Quarter: 31	# Placements During Quarter: 31	# Children in Care On Last Day: 24

Quarterly Provider Comparisons to All CCIs

■■■■■■■■ indicates MalTx Threshold

▼ — indicates average for all CCIs





DHS, DFCS, Office of Provider Management
Performance-Based Placement Measures
RBWO Provider GA+SCORECARD - CCI



Report Quarter: Q1 FY2016

Provider/Program Name: Methodist Home for Children & Youth, The - Our House at Carpenter's Way Ranch (1015) - CCI				
1645 Hunter Rd., Cataula, GA 31804		Quarterly Scores (Grades)		Current Quarter Score (Grade)
Phone: 706-322-5406		Q1: 95.10 (A)	Q2: 96.39 (A)	95.10%
Vendor ID# 35257		Q3: 88.12 (B+)	Q4: 96.34 (A)	(A)
Program Census Information:		# Children in Care During Quarter: 31	# Placements During Quarter: 31	# Children in Care On Last Day: 24
	Avg Performance All CCIs (%)	Provider Performance (%)*	Possible Points (Weight)	Provider Points Earned
OPM Monitoring Reviews				
Annual Comprehensive Reviews	90%	83%	25	20.67
Safety Reviews	96%	98%	15	14.73
Monitoring Sub-Total			40	35.40
CCI Safety Outcomes				
Incidence of Maltreatment	0.35%	No Substantiated Reports	10	10.00
Staff Training	69%	67%	4	2.68
Safety Sub-Total			14	12.68
CCI Permanency Outcomes				
Placement Stability	93%	94%	15	14.10
Sibling Contacts	7%	10%	5	0.50
Permanency Sub-Total			20	14.60
CCI Well-Being Outcomes				
EPSDT Medical Visits	91%	100%	4	4.00
EPSDT Dental Visits	89%	96%	4	3.84
Academic Supports	82%	46%	4	1.84
Provider ECEM Visits	80%	91%	7	6.37
Provider General Contacts	77%	91%	7	6.37
Well-Being Sub-Total			26	22.42
*Performance calculation descriptions can be found in the FY 2016 RBWO PBP Measurements and Standards Guide.				

Monitoring & Outcomes: Possible Points = 100		Points Earned = 85.10	
Score Before Incentives Credit			85.10%
Incentives Awarded			10.00 pts
PBP Verification			N/A pts
Total Score			95.10%

Provider/Program Name: Methodist Home for Children & Youth, The - Our House at Carpenter's Way Ranch (1015) - CCI



DHS, DFCS, Office of Provider Management
Performance-Based Placement Measures
RBWO Provider GA+SCORECARD - CCI



Report Quarter: Q1 FY2016

Program Census Information:		# Children in Care During Quarter: 31	# Placements During Quarter: 31	# Children in Care On Last Day: 24
CCI Incentive Credits	Avg Performance All CCIs (Points)	Provider Performance (%)*	Possible Points (Weight)	Provider Points Earned
Early EPSDT Medical Visits		91%	2	1.82
Early EPSDT Dental Visits		75%	2	1.50
Permanency Contacts		0%	5	0.00
Additional Academic Supports		17%	2	0.34
Active Agency Accreditation		100%	4	4.00
Staff Clinical Licensure		0%	5	0.00
Behavior Management (threshold = 0)		100%	4	4.00
Incentives Total	7.91		24	11.66
Maximum total combined incentive credit allowed is 10 points.			Incentives Awarded	10.00

*Performance calculation descriptions can be found in the FY 2016 RBWO PBP Measurements and Standards Guide.

Child Protective Services Investigations and Dispositions		
The following investigations data, which is not used for scoring but is considered significant to a provider's performance, is from Georgia SHINES and is not considered final or complete until the end of the fiscal year.		
Total Reports:	0	
Number Screened In:	0	
Number Screened Out:	0	
Number Substantiated:	0	
Number Unsubstantiated:	0	
Number Active CPS Investigations:	0	



DHS, DFCS, Office of Provider Management
Performance-Based Placement Measures
RBWO Provider GA+SCORECARD - CCI



Report Quarter: Q1 FY2016

Provider/Program Name: Methodist Home for Children & Youth, The - STARS Program (753) - CCI

304 Pierce Ave., Macon, GA 31204

Phone: 478-751-2800

Vendor ID# 35461

Quarterly Scores (Grades)

Current Quarter Score (Grade)

Q1: 106.65 (A+)

Q2: 108.24 (A+)

106.65%

Q3: 109.01 (A+)

Q4: 107.43 (A+)

(A+)

Program Census Information:

Children in Care During Quarter: 10

Placements During Quarter: 10

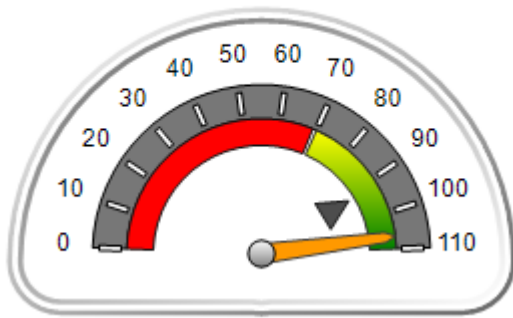
Children in Care On Last Day: 7

Quarterly Provider Comparisons to All CCIs

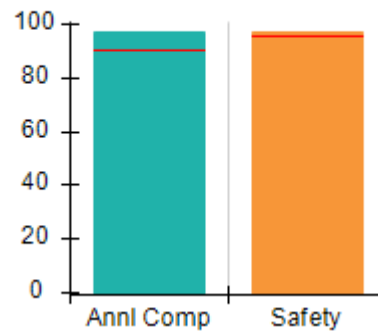
■■■■■■■■ indicates MalTx Threshold

▼ indicates average for all CCIs

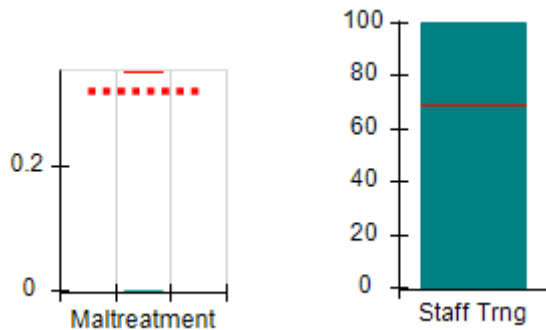
Overall Score (%)



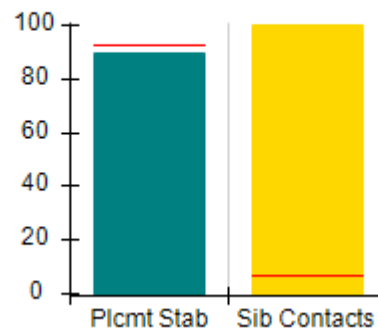
OPM Monitoring Reviews (%)



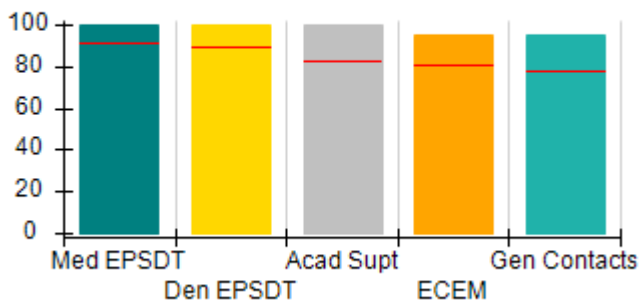
Safety Outcomes (%)



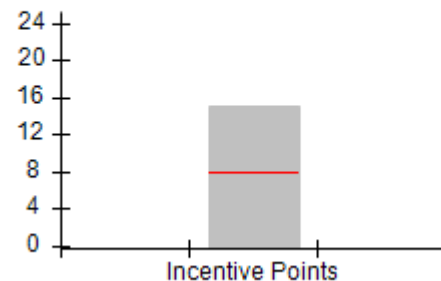
Permanency Outcomes (%)



Well-Being Outcomes (%)



Incentives Earned (Points)





DHS, DFCS, Office of Provider Management
Performance-Based Placement Measures
RBWO Provider GA+SCORECARD - CCI



Report Quarter: Q1 FY2016

Provider/Program Name: Methodist Home for Children & Youth, The - STARS Program (753) - CCI				
304 Pierce Ave., Macon, GA 31204		Quarterly Scores (Grades)		Current Quarter Score (Grade)
Phone: 478-751-2800		Q1: 106.65 (A+)	Q2: 108.24 (A+)	106.65% (A+)
Vendor ID# 35461		Q3: 109.01 (A+)	Q4: 107.43 (A+)	
Program Census Information:		# Children in Care During Quarter: 10	# Placements During Quarter: 10	# Children in Care On Last Day: 7
	Avg Performance All CCIs (%)	Provider Performance (%)*	Possible Points (Weight)	Provider Points Earned
OPM Monitoring Reviews				
Annual Comprehensive Reviews	90%	97%	25	24.27
Safety Reviews	96%	97%	15	14.58
Monitoring Sub-Total			40	38.85
CCI Safety Outcomes				
Incidence of Maltreatment	0.35%	No Substantiated Reports	10	10.00
Staff Training	69%	100%	4	4.00
Safety Sub-Total			14	14.00
CCI Permanency Outcomes				
Placement Stability	93%	90%	15	13.50
Sibling Contacts	7%	100%	5	5.00
Permanency Sub-Total			20	18.50
CCI Well-Being Outcomes				
EPSDT Medical Visits	91%	100%	4	4.00
EPSDT Dental Visits	89%	100%	4	4.00
Academic Supports	82%	100%	4	4.00
Provider ECEM Visits	80%	95%	7	6.65
Provider General Contacts	77%	95%	7	6.65
Well-Being Sub-Total			26	25.30
*Performance calculation descriptions can be found in the FY 2016 RBWO PBP Measurements and Standards Guide.				

Monitoring & Outcomes: Possible Points = 100	Points Earned = 96.65
Score Before Incentives Credit	96.65%
Incentives Awarded	10.00 pts
PBP Verification	N/A pts
Total Score	106.65%

Provider/Program Name: Methodist Home for Children & Youth, The - STARS Program (753) - CCI



DHS, DFCS, Office of Provider Management
Performance-Based Placement Measures
RBWO Provider GA+SCORECARD - CCI



Report Quarter: Q1 FY2016

Program Census Information:		# Children in Care During Quarter: 10	# Placements During Quarter: 10	# Children in Care On Last Day: 7
CCI Incentive Credits	Avg Performance All CCIs (Points)	Provider Performance (%)*	Possible Points (Weight)	Provider Points Earned
Early EPSDT Medical Visits		100%	2	2.00
Early EPSDT Dental Visits		100%	2	2.00
Permanency Contacts		100%	5	5.00
Additional Academic Supports		100%	2	2.00
Active Agency Accreditation		100%	4	4.00
Staff Clinical Licensure		0%	5	0.00
Behavior Management (threshold = 0)		0%	4	0.00
Incentives Total	7.91		24	15.00
Maximum total combined incentive credit allowed is 10 points.			Incentives Awarded	10.00

*Performance calculation descriptions can be found in the FY 2016 RBWO PBP Measurements and Standards Guide.

Child Protective Services Investigations and Dispositions		
The following investigations data, which is not used for scoring but is considered significant to a provider's performance, is from Georgia SHINES and is not considered final or complete until the end of the fiscal year.		
Total Reports:	2	
Number Screened In:	1	
Number Screened Out:	1	
Number Substantiated:	0	
Number Unsubstantiated:	1	
Number Active CPS Investigations:	0	



DHS, DFCS, Office of Provider Management
Performance-Based Placement Measures
RBWO Provider GA+SCORECARD - CCI



Report Quarter: Q1 FY2016

Provider/Program Name: Morningstar Children and Family Services - Morningstar Youth Estate Center-Residential Program (764) - CCI

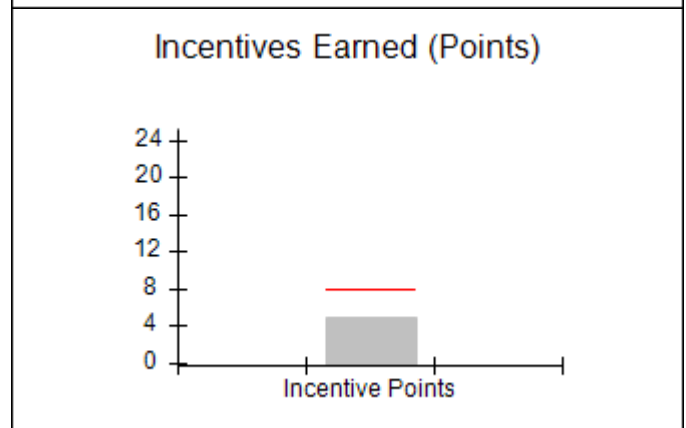
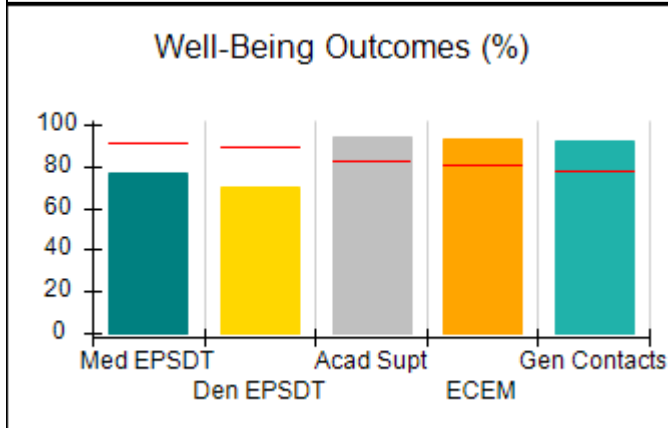
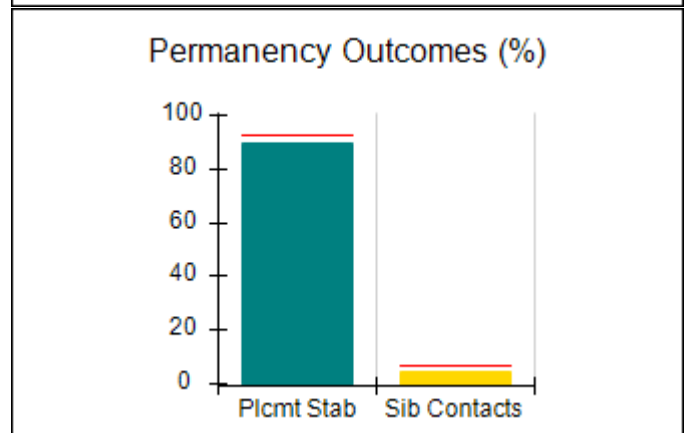
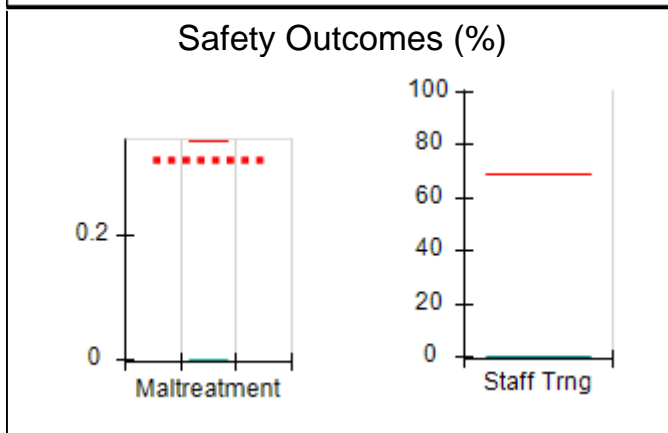
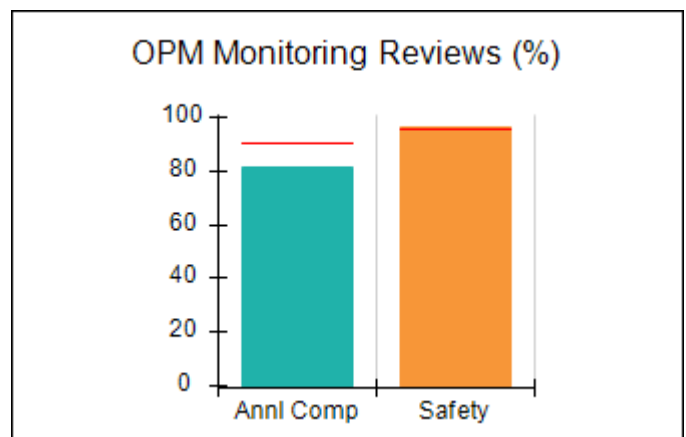
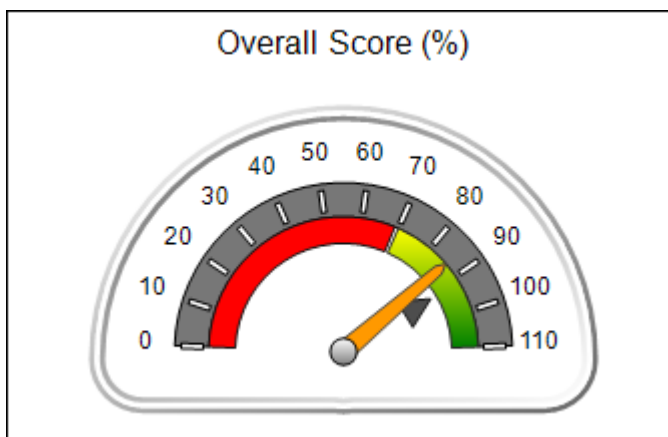
One Youth Estate Drive, Brunswick, GA 31525 Phone: 912-267-3700 Vendor ID# 35480	Quarterly Scores (Grades)		Current Quarter Score (Grade)
	Q1: 85.85 (B)	Q2: 78.93 (C+)	85.85% (B)
	Q3: 81.58 (B-)	Q4: 100.74 (A+)	

Program Census Information:	# Children in Care During Quarter: 63	# Placements During Quarter: 63	# Children in Care On Last Day: 45
-----------------------------	---------------------------------------	---------------------------------	------------------------------------

Quarterly Provider Comparisons to All CCIs

■■■■■■■■ indicates MalTx Threshold

▼ ————— indicates average for all CCIs





DHS, DFCS, Office of Provider Management
Performance-Based Placement Measures
RBWO Provider GA+SCORECARD - CCI



Report Quarter: Q1 FY2016

Provider/Program Name: Morningstar Children and Family Services - Morningstar Youth Estate Center-Residential Program (764) - CCI

One Youth Estate Drive, Brunswick, GA 31525 Phone: 912-267-3700 Vendor ID# 35480	Quarterly Scores (Grades)		Current Quarter Score (Grade)
	Q1: 85.85 (B)	Q2: 78.93 (C+)	85.85%
	Q3: 81.58 (B-)	Q4: 100.74 (A+)	(B)

Program Census Information:	# Children in Care During Quarter: 63	# Placements During Quarter: 63	# Children in Care On Last Day: 45
-----------------------------	---------------------------------------	---------------------------------	------------------------------------

	Avg Performance All CCIs (%)	Provider Performance (%)*	Possible Points (Weight)	Provider Points Earned
--	-------------------------------------	----------------------------------	---------------------------------	-------------------------------

OPM Monitoring Reviews

Annual Comprehensive Reviews	90%	81%	25	20.33
Safety Reviews	96%	96%	15	14.46
Monitoring Sub-Total			40	34.79

CCI Safety Outcomes

Incidence of Maltreatment	0.35%	No Substantiated Reports	10	10.00
Staff Training	69%	0%	4	0.00
Safety Sub-Total			14	10.00

CCI Permanency Outcomes

Placement Stability	93%	90%	15	13.50
Sibling Contacts	7%	4%	5	0.20
Permanency Sub-Total			20	13.70

CCI Well-Being Outcomes

EPSDT Medical Visits	91%	77%	4	3.08
EPSDT Dental Visits	89%	70%	4	2.80
Academic Supports	82%	94%	4	3.76
Provider ECEM Visits	80%	93%	7	6.51
Provider General Contacts	77%	92%	7	6.44
Well-Being Sub-Total			26	22.59

*Performance calculation descriptions can be found in the FY 2016 RBWO PBP Measurements and Standards Guide.

Monitoring & Outcomes: Possible Points = 100		Points Earned = 81.08	
Score Before Incentives Credit			81.08%
Incentives Awarded			4.77 pts
PBP Verification			N/A pts
Total Score			85.85%

Provider/Program Name: Morningstar Children and Family Services - Morningstar Youth Estate Center-Residential Program (764) - CCI



DHS, DFCS, Office of Provider Management
Performance-Based Placement Measures
RBWO Provider GA+SCORECARD - CCI



Report Quarter: Q1 FY2016

Program Census Information:		# Children in Care During Quarter: 63	# Placements During Quarter: 63	# Children in Care On Last Day: 45
CCI Incentive Credits	Avg Performance All CCIs (Points)	Provider Performance (%)*	Possible Points (Weight)	Provider Points Earned
Early EPSDT Medical Visits		48%	2	0.96
Early EPSDT Dental Visits		53%	2	1.06
Permanency Contacts		15%	5	0.75
Additional Academic Supports		0%	2	0.00
Active Agency Accreditation		50%	4	2.00
Staff Clinical Licensure		0%	5	0.00
Behavior Management (threshold = 0)		0%	4	0.00
Incentives Total	7.91		24	4.77
Maximum total combined incentive credit allowed is 10 points.			Incentives Awarded	4.77
*Performance calculation descriptions can be found in the FY 2016 RBWO PBP Measurements and Standards Guide.				

Child Protective Services Investigations and Dispositions		
The following investigations data, which is not used for scoring but is considered significant to a provider's performance, is from Georgia SHINES and is not considered final or complete until the end of the fiscal year.		
Total Reports:	3	
Number Screened In:	1	
Number Screened Out:	2	
Number Substantiated:	0	
Number Unsubstantiated:	1	
Number Active CPS Investigations:	0	



DHS, DFCS, Office of Provider Management
Performance-Based Placement Measures
RBWO Provider GA+SCORECARD - CCI



Report Quarter: Q1 FY2016

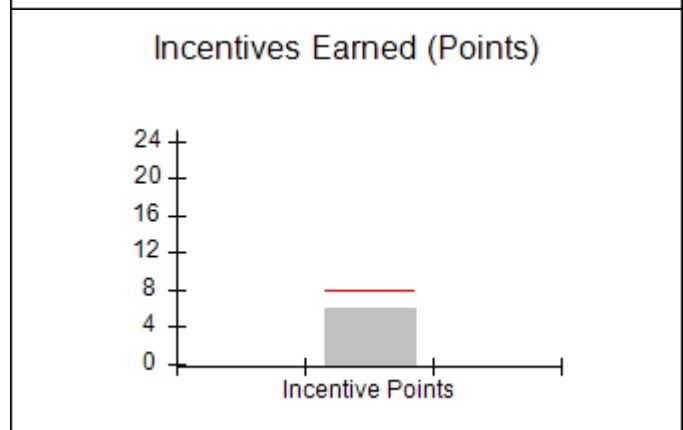
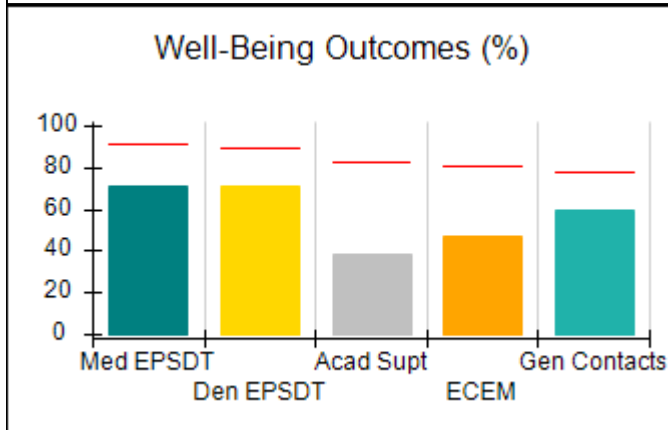
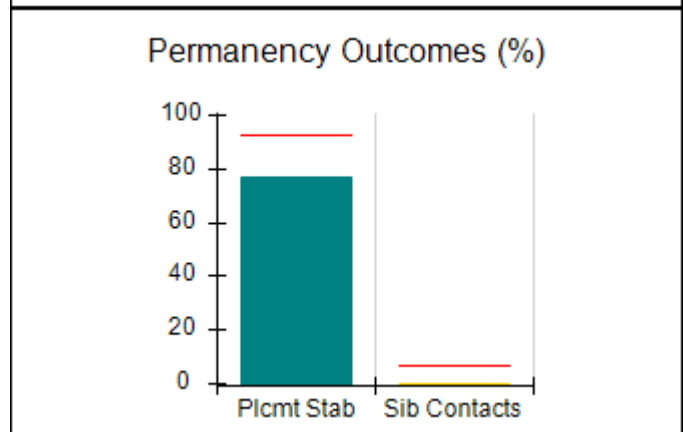
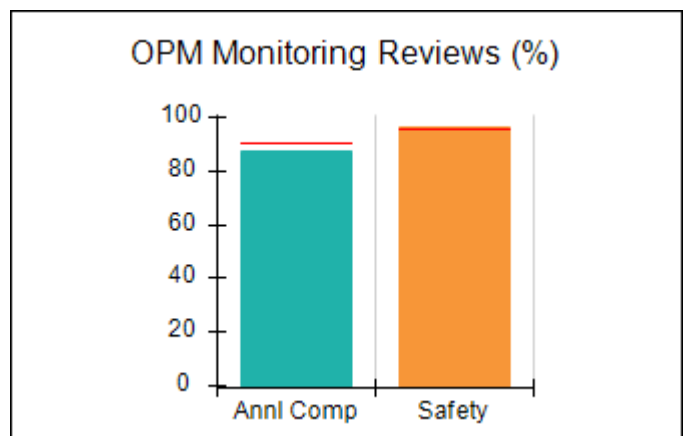
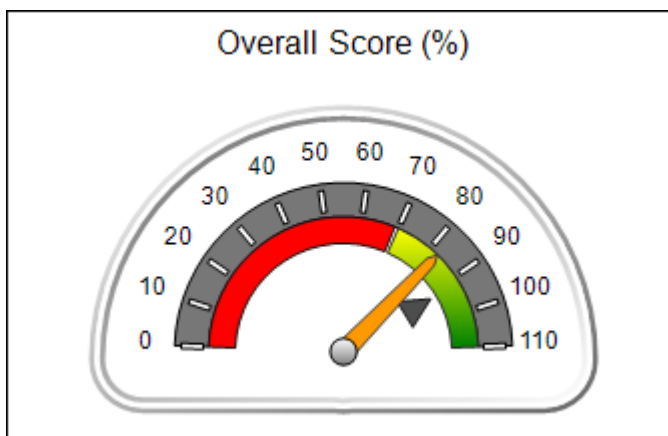
Provider/Program Name: Mountain Top Boys' Home, Inc. - (888) - CCI

Route 136, Sugar Valley, GA 30746 Phone: 706-397-8223 Vendor ID# 35481	Quarterly Scores (Grades)		Current Quarter Score (Grade)
	Q1: 82.63 (B-)	Q2: 87.78 (B+)	82.63% (B-)
	Q3: 82.95 (B-)	Q4: 86.16 (B)	
Program Census Information:	# Children in Care During Quarter: 13	# Placements During Quarter: 14	# Children in Care On Last Day: 7

Quarterly Provider Comparisons to All CCIs

■■■■■■■■ indicates MalTx Threshold

▼ ————— indicates average for all CCIs





DHS, DFCS, Office of Provider Management
Performance-Based Placement Measures
RBWO Provider GA+SCORECARD - CCI
Report Quarter: Q1 FY2016



Provider/Program Name: Mountain Top Boys' Home, Inc. - (888) - CCI

Route 136, Sugar Valley, GA 30746 Phone: 706-397-8223 Vendor ID# 35481	Quarterly Scores (Grades)		Current Quarter Score (Grade)
	Q1: 82.63 (B-)	Q2: 87.78 (B+)	82.63%
	Q3: 82.95 (B-)	Q4: 86.16 (B)	(B-)

Program Census Information:	# Children in Care During Quarter: 13	# Placements During Quarter: 14	# Children in Care On Last Day: 7
-----------------------------	---------------------------------------	---------------------------------	-----------------------------------

	Avg Performance All CCIs (%)	Provider Performance (%)*	Possible Points (Weight)	Provider Points Earned
--	-------------------------------------	----------------------------------	---------------------------------	-------------------------------

OPM Monitoring Reviews

Annual Comprehensive Reviews	90%	87%	25	21.83
Safety Reviews	96%	97%	15	14.50
Monitoring Sub-Total			40	36.33

CCI Safety Outcomes

Incidence of Maltreatment	0.35%	No Substantiated Reports	10	10.00
Staff Training	69%	100%	4	4.00
Safety Sub-Total			14	14.00

CCI Permanency Outcomes

Placement Stability	93%	77%	15	11.55
Sibling Contacts	7%	0%	5	0.00
Permanency Sub-Total			20	11.55

CCI Well-Being Outcomes

EPSDT Medical Visits	91%	71%	4	2.84
EPSDT Dental Visits	89%	71%	4	2.84
Academic Supports	82%	39%	4	1.56
Provider ECEM Visits	80%	47%	7	3.29
Provider General Contacts	77%	60%	7	4.20
Well-Being Sub-Total			26	14.73

*Performance calculation descriptions can be found in the FY 2016 RBWO PBP Measurements and Standards Guide.

Monitoring & Outcomes: Possible Points = 100		Points Earned = 76.61	
Score Before Incentives Credit		76.61%	
Incentives Awarded		6.02 pts	
PBP Verification		N/A pts	
Total Score		82.63%	

Provider/Program Name: Mountain Top Boys' Home, Inc. - (888) - CCI



DHS, DFCS, Office of Provider Management
Performance-Based Placement Measures
RBWO Provider GA+SCORECARD - CCI



Report Quarter: Q1 FY2016

Program Census Information:		# Children in Care During Quarter: 13	# Placements During Quarter: 14	# Children in Care On Last Day: 7
CCI Incentive Credits	Avg Performance All CCIs (Points)	Provider Performance (%)*	Possible Points (Weight)	Provider Points Earned
Early EPSDT Medical Visits		33%	2	0.66
Early EPSDT Dental Visits		33%	2	0.66
Permanency Contacts		0%	5	0.00
Additional Academic Supports		35%	2	0.70
Active Agency Accreditation		0%	4	0.00
Staff Clinical Licensure		0%	5	0.00
Behavior Management (threshold = 0)		100%	4	4.00
Incentives Total	7.91		24	6.02
Maximum total combined incentive credit allowed is 10 points.			Incentives Awarded	6.02
*Performance calculation descriptions can be found in the FY 2016 RBWO PBP Measurements and Standards Guide.				

Child Protective Services Investigations and Dispositions		
The following investigations data, which is not used for scoring but is considered significant to a provider's performance, is from Georgia SHINES and is not considered final or complete until the end of the fiscal year.		
Total Reports:	0	
Number Screened In:	0	
Number Screened Out:	0	
Number Substantiated:	0	
Number Unsubstantiated:	0	
Number Active CPS Investigations:	0	



DHS, DFCS, Office of Provider Management
Performance-Based Placement Measures
RBWO Provider GA+SCORECARD - CCI



Report Quarter: Q1 FY2016

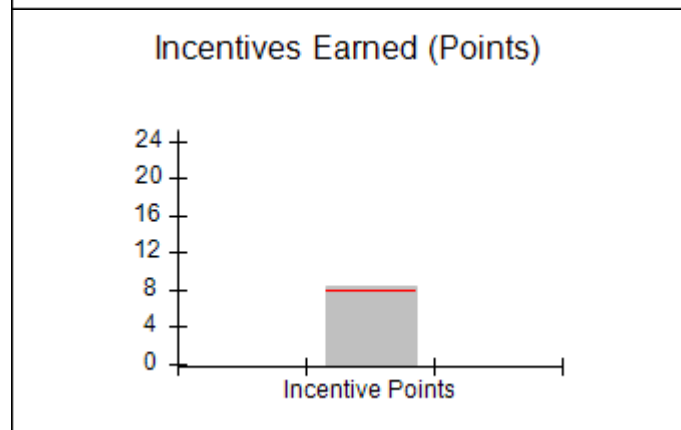
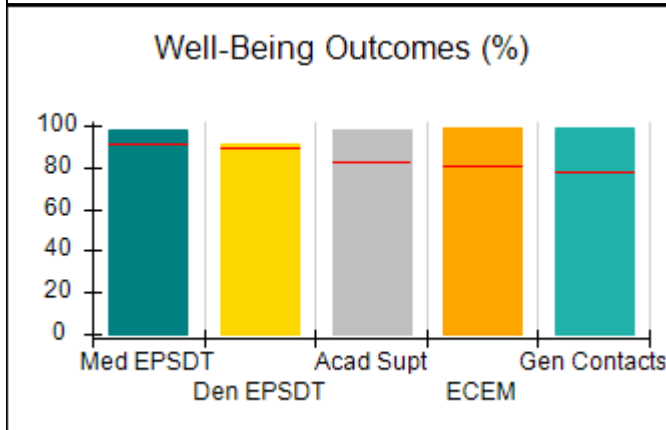
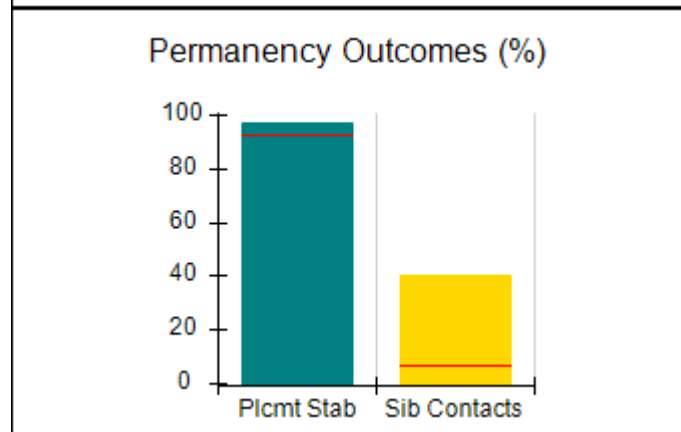
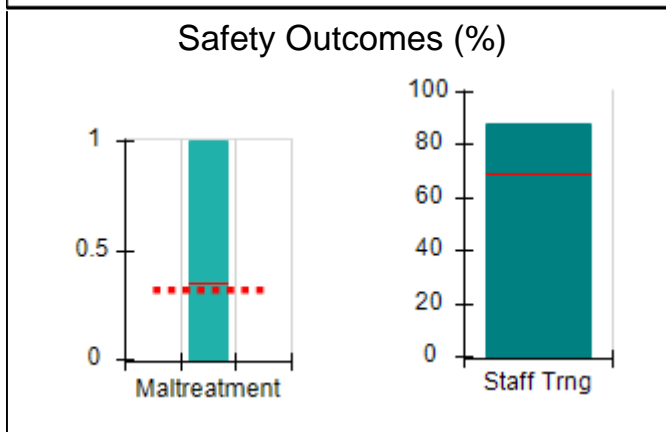
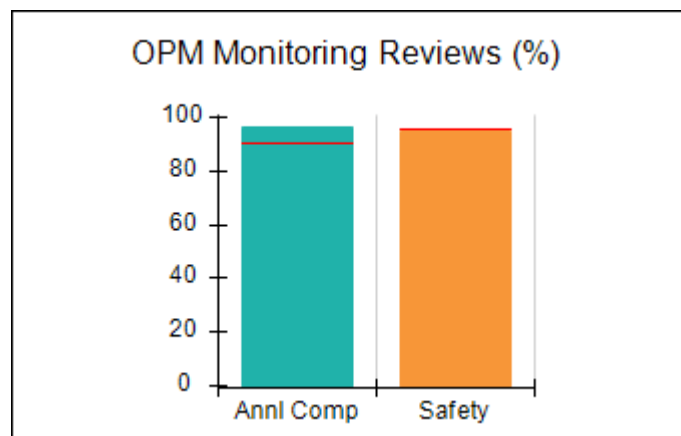
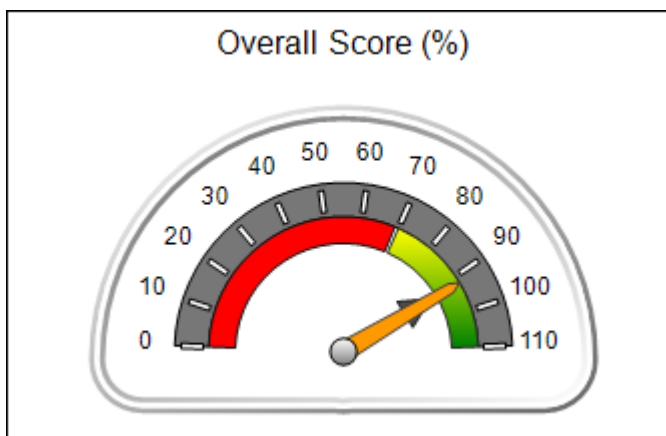
Provider/Program Name: Murphy-Harpst Children's Centers - (770) - CCI

740 Fletcher St., Cedartown, GA 30125 Phone: 770-748-1500 Vendor ID# 35484	Quarterly Scores (Grades)		Current Quarter Score (Grade)
	Q1: 92.13 (A-)	Q2: 102.94 (A+)	92.13% (A-)
	Q3: 97.50 (A+)	Q4: 104.62 (A+)	
Program Census Information:	# Children in Care During Quarter: 61	# Placements During Quarter: 61	# Children in Care On Last Day: 41

Quarterly Provider Comparisons to All CCIs

■■■■■■■■ indicates MalTx Threshold

▼ ————— indicates average for all CCIs





DHS, DFCS, Office of Provider Management
Performance-Based Placement Measures
RBWO Provider GA+SCORECARD - CCI
Report Quarter: Q1 FY2016



Provider/Program Name: Murphy-Harpst Children's Centers - (770) - CCI

740 Fletcher St., Cedartown, GA 30125 Phone: 770-748-1500 Vendor ID# 35484	Quarterly Scores (Grades)		Current Quarter Score (Grade)
	Q1: 92.13 (A-)	Q2: 102.94 (A+)	92.13%
	Q3: 97.50 (A+)	Q4: 104.62 (A+)	(A-)

Program Census Information:	# Children in Care During Quarter: 61	# Placements During Quarter: 61	# Children in Care On Last Day: 41
-----------------------------	---------------------------------------	---------------------------------	------------------------------------

	Avg Performance All CCIs (%)	Provider Performance (%)*	Possible Points (Weight)	Provider Points Earned
--	-------------------------------------	----------------------------------	---------------------------------	-------------------------------

OPM Monitoring Reviews

Annual Comprehensive Reviews	90%	97%	25	24.17
Safety Reviews	96%	95%	15	14.26
Monitoring Sub-Total			40	38.43

CCI Safety Outcomes

Incidence of Maltreatment	0.35%	1% 1 Substantiated Rpt	10	0.00
Staff Training	69%	88%	4	3.52
Safety Sub-Total			14	3.52

CCI Permanency Outcomes

Placement Stability	93%	97%	15	14.55
Sibling Contacts	7%	40%	5	2.00
Permanency Sub-Total			20	16.55

CCI Well-Being Outcomes

EPSDT Medical Visits	91%	98%	4	3.92
EPSDT Dental Visits	89%	91%	4	3.64
Academic Supports	82%	98%	4	3.92
Provider ECEM Visits	80%	99%	7	6.93
Provider General Contacts	77%	99%	7	6.93
Well-Being Sub-Total			26	25.34

*Performance calculation descriptions can be found in the FY 2016 RBWO PBP Measurements and Standards Guide.

Monitoring & Outcomes: Possible Points = 100		Points Earned = 83.84	
Score Before Incentives Credit		83.84%	
Incentives Awarded		8.29 pts	
PBP Verification		N/A pts	
Total Score		92.13%	

Provider/Program Name: Murphy-Harpst Children's Centers - (770) - CCI



DHS, DFCS, Office of Provider Management
Performance-Based Placement Measures
RBWO Provider GA+SCORECARD - CCI



Report Quarter: Q1 FY2016

Program Census Information:		# Children in Care During Quarter: 61	# Placements During Quarter: 61	# Children in Care On Last Day: 41
CCI Incentive Credits	Avg Performance All CCIs (Points)	Provider Performance (%)*	Possible Points (Weight)	Provider Points Earned
Early EPSDT Medical Visits		95%	2	1.90
Early EPSDT Dental Visits		72%	2	1.44
Permanency Contacts		59%	5	2.95
Additional Academic Supports		0%	2	0.00
Active Agency Accreditation		50%	4	2.00
Staff Clinical Licensure		0%	5	0.00
Behavior Management (threshold = 0)		0%	4	0.00
Incentives Total	7.91		24	8.29
Maximum total combined incentive credit allowed is 10 points.			Incentives Awarded	8.29

*Performance calculation descriptions can be found in the FY 2016 RBWO PBP Measurements and Standards Guide.

Child Protective Services Investigations and Dispositions		
The following investigations data, which is not used for scoring but is considered significant to a provider's performance, is from Georgia SHINES and is not considered final or complete until the end of the fiscal year.		
Total Reports:	5	
Number Screened In:	3	
Number Screened Out:	2	
Number Substantiated:	1	
Number Unsubstantiated:	3	
Number Active CPS Investigations:	-1	



DHS, DFCS, Office of Provider Management
Performance-Based Placement Measures
RBWO Provider GA+SCORECARD - CCI
Report Quarter: Q1 FY2016



Provider/Program Name: North Georgia Angel House - (925) - CCI

2260 Sam Nelson Road, Canton, GA 30114

Phone: 770 479-9555

Vendor ID# 35513

Program Census Information:

Quarterly Scores (Grades)

Current Quarter Score (Grade)

Q1: 92.25 (A-)

Q2: 104.95 (A+)

92.25%

Q3: 104.30 (A+)

Q4: 104.51 (A+)

(A-)

Children in Care During Quarter: 35

Placements During Quarter: 35

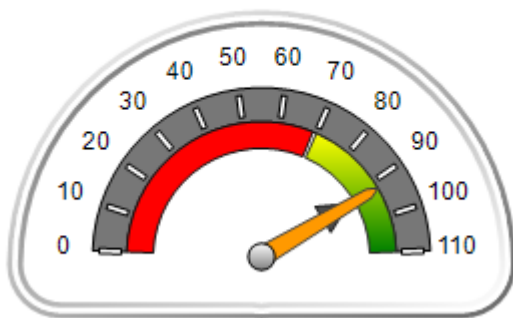
Children in Care On Last Day: 15

Quarterly Provider Comparisons to All CCIs

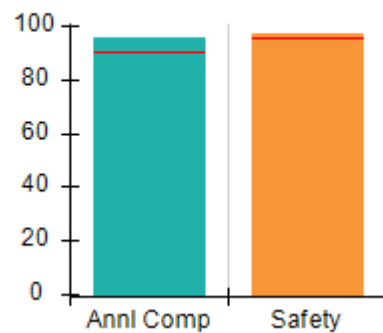
■■■■■■■■ indicates MalTx Threshold

▼ ————— indicates average for all CCIs

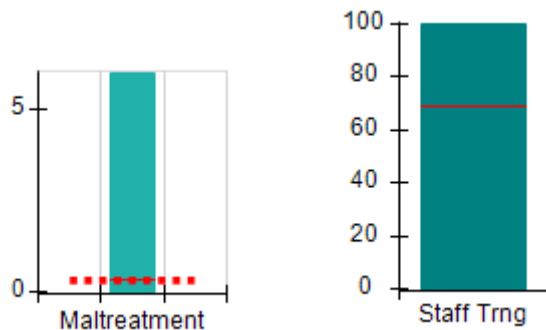
Overall Score (%)



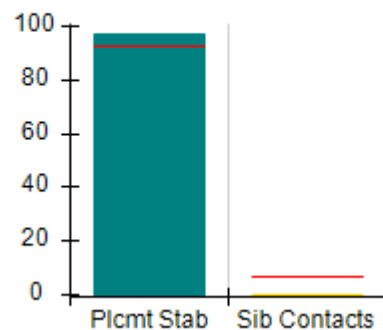
OPM Monitoring Reviews (%)



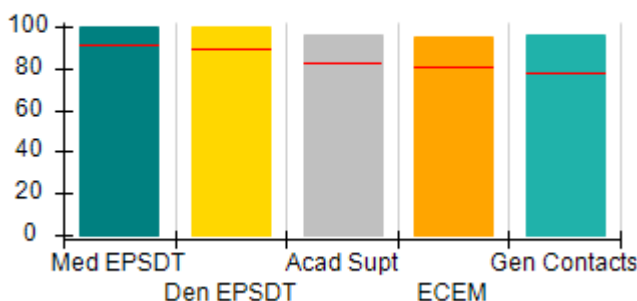
Safety Outcomes (%)



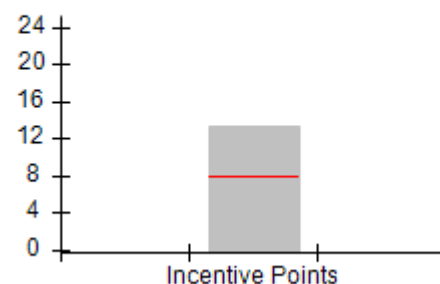
Permanency Outcomes (%)



Well-Being Outcomes (%)



Incentives Earned (Points)





DHS, DFCS, Office of Provider Management
Performance-Based Placement Measures
RBWO Provider GA+SCORECARD - CCI
Report Quarter: Q1 FY2016



Provider/Program Name: North Georgia Angel House - (925) - CCI

2260 Sam Nelson Road, Canton, GA 30114 Phone: 770 479-9555 Vendor ID# 35513	Quarterly Scores (Grades)		Current Quarter Score (Grade)
	Q1: 92.25 (A-)	Q2: 104.95 (A+)	92.25%
	Q3: 104.30 (A+)	Q4: 104.51 (A+)	(A-)

Program Census Information:	# Children in Care During Quarter: 35	# Placements During Quarter: 35	# Children in Care On Last Day: 15
-----------------------------	---------------------------------------	---------------------------------	------------------------------------

	Avg Performance All CCIs (%)	Provider Performance (%)*	Possible Points (Weight)	Provider Points Earned
--	-------------------------------------	----------------------------------	---------------------------------	-------------------------------

OPM Monitoring Reviews

Annual Comprehensive Reviews	90%	96%	25	23.92
Safety Reviews	96%	97%	15	14.58
Monitoring Sub-Total			40	38.49

CCI Safety Outcomes

Incidence of Maltreatment	0.35%	6% 2 Substantiated Rts	10	0.00
Staff Training	69%	100%	4	4.00
Safety Sub-Total			14	4.00

CCI Permanency Outcomes

Placement Stability	93%	97%	15	14.55
Sibling Contacts	7%	0%	5	0.00
Permanency Sub-Total			20	14.55

CCI Well-Being Outcomes

EPSDT Medical Visits	91%	100%	4	4.00
EPSDT Dental Visits	89%	100%	4	4.00
Academic Supports	82%	96%	4	3.84
Provider ECEM Visits	80%	95%	7	6.65
Provider General Contacts	77%	96%	7	6.72
Well-Being Sub-Total			26	25.21

*Performance calculation descriptions can be found in the FY 2016 RBWO PBP Measurements and Standards Guide.

Monitoring & Outcomes: Possible Points = 100		Points Earned = 82.25	
Score Before Incentives Credit		82.25%	
Incentives Awarded		10.00 pts	
PBP Verification		N/A pts	
Total Score		92.25%	

Provider/Program Name: North Georgia Angel House - (925) - CCI



DHS, DFCS, Office of Provider Management
Performance-Based Placement Measures
RBWO Provider GA+SCORECARD - CCI



Report Quarter: Q1 FY2016

Program Census Information:		# Children in Care During Quarter: 35	# Placements During Quarter: 35	# Children in Care On Last Day: 15
CCI Incentive Credits	Avg Performance All CCIs (Points)	Provider Performance (%)*	Possible Points (Weight)	Provider Points Earned
Early EPSDT Medical Visits		100%	2	2.00
Early EPSDT Dental Visits		100%	2	2.00
Permanency Contacts		0%	5	0.00
Additional Academic Supports		62%	2	1.24
Active Agency Accreditation		100%	4	4.00
Staff Clinical Licensure		0%	5	0.00
Behavior Management (threshold = 0)		100%	4	4.00
Incentives Total	7.91		24	13.24
Maximum total combined incentive credit allowed is 10 points.			Incentives Awarded	10.00

*Performance calculation descriptions can be found in the FY 2016 RBWO PBP Measurements and Standards Guide.

Child Protective Services Investigations and Dispositions

The following investigations data, which is not used for scoring but is considered significant to a provider's performance, is from Georgia SHINES and is not considered final or complete until the end of the fiscal year.

Total Reports:	2
Number Screened In:	0
Number Screened Out:	2
Number Substantiated:	2
Number Unsubstantiated:	0
Number Active CPS Investigations:	-2



DHS, DFCS, Office of Provider Management
Performance-Based Placement Measures
RBWO Provider GA+SCORECARD - CCI
 Report Quarter: Q1 FY2016



Provider/Program Name: Northwest Georgia Girls Home - (779) - CCI

508 Chattanooga Ave., Dalton, GA 30722

Phone: 706-226-4862

Vendor ID# 35516

Quarterly Scores (Grades)

Q1: 95.12 (A)

Q2: 90.62 (A-)

Q3: 87.91 (B+)

Q4: 94.80 (A)

Current Quarter Score (Grade)

95.12%

(A)

Program Census Information:

Children in Care During Quarter: 8

Placements During Quarter: 8

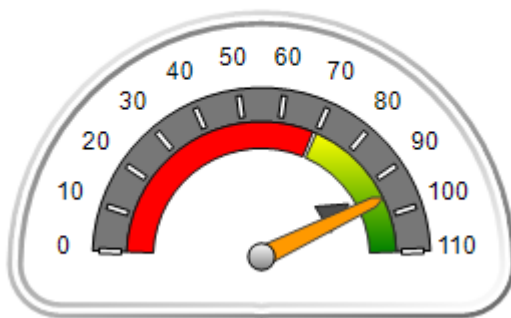
Children in Care On Last Day: 7

Quarterly Provider Comparisons to All CCIs

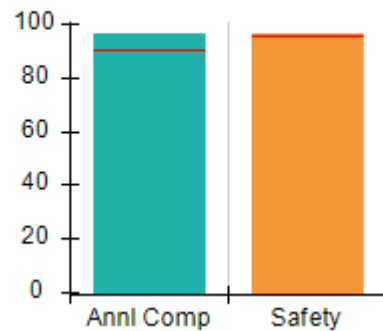
■■■■■■■■ indicates MalTx Threshold

▼ indicates average for all CCIs

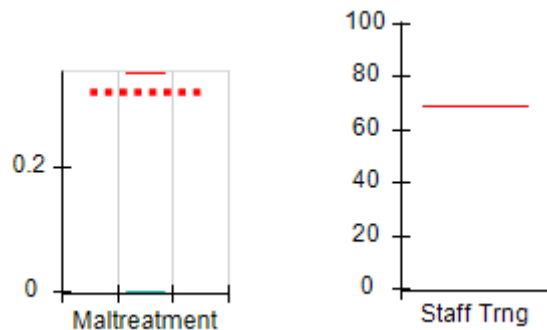
Overall Score (%)



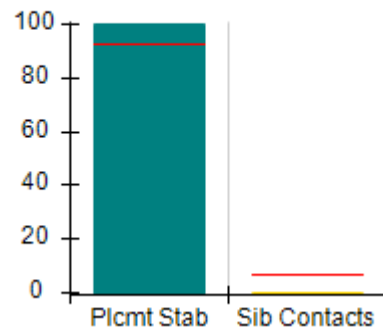
OPM Monitoring Reviews (%)



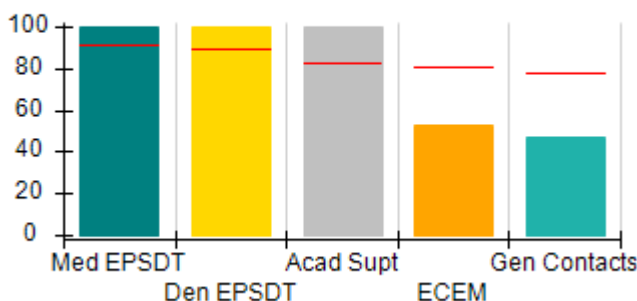
Safety Outcomes (%)



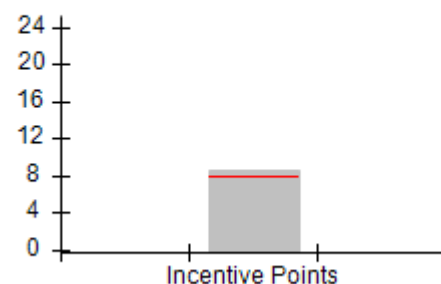
Permanency Outcomes (%)



Well-Being Outcomes (%)



Incentives Earned (Points)





DHS, DFCS, Office of Provider Management
Performance-Based Placement Measures
RBWO Provider GA+SCORECARD - CCI
Report Quarter: Q1 FY2016



Provider/Program Name: Northwest Georgia Girls Home - (779) - CCI

508 Chattanooga Ave., Dalton, GA 30722		Quarterly Scores (Grades)		Current Quarter Score (Grade)
Phone: 706-226-4862		Q1: 95.12 (A)	Q2: 90.62 (A-)	95.12% (A)
Vendor ID# 35516		Q3: 87.91 (B+)	Q4: 94.80 (A)	
Program Census Information:		# Children in Care During Quarter: 8	# Placements During Quarter: 8	# Children in Care On Last Day: 7
	Avg Performance All CCIs (%)	Provider Performance (%)*	Possible Points (Weight)	Provider Points Earned
OPM Monitoring Reviews				
Annual Comprehensive Reviews	90%	96%	25	24.08
Safety Reviews	96%	97%	15	14.53
Monitoring Sub-Total			40	38.62
CCI Safety Outcomes				
Incidence of Maltreatment	0.35%	No Substantiated Reports	14	14.00
Staff Training	69%	Not Eligible		
Safety Sub-Total			14	14.00
CCI Permanency Outcomes				
Placement Stability	93%	100%	15	15.00
Sibling Contacts	7%	0%	5	0.00
Permanency Sub-Total			20	15.00
CCI Well-Being Outcomes				
EPSDT Medical Visits	91%	100%	4	4.00
EPSDT Dental Visits	89%	100%	4	4.00
Academic Supports	82%	100%	4	4.00
Provider ECEM Visits	80%	53%	7	3.71
Provider General Contacts	77%	47%	7	3.29
Well-Being Sub-Total			26	19.00
*Performance calculation descriptions can be found in the FY 2016 RBWO PBP Measurements and Standards Guide.				

Monitoring & Outcomes: Possible Points = 100	Points Earned = 86.62
Score Before Incentives Credit	86.62%
Incentives Awarded	8.50 pts
PBP Verification	N/A pts
Total Score	95.12%

Provider/Program Name: Northwest Georgia Girls Home - (779) - CCI



DHS, DFCS, Office of Provider Management
Performance-Based Placement Measures
RBWO Provider GA+SCORECARD - CCI



Report Quarter: Q1 FY2016

Program Census Information:		# Children in Care During Quarter: 8	# Placements During Quarter: 8	# Children in Care On Last Day: 7
CCI Incentive Credits	Avg Performance All CCIs (Points)	Provider Performance (%)*	Possible Points (Weight)	Provider Points Earned
Early EPSDT Medical Visits		100%	2	2.00
Early EPSDT Dental Visits		67%	2	1.34
Permanency Contacts		0%	5	0.00
Additional Academic Supports		58%	2	1.16
Active Agency Accreditation		0%	4	0.00
Staff Clinical Licensure		0%	5	0.00
Behavior Management (threshold = 0)		100%	4	4.00
Incentives Total	7.91		24	8.50
Maximum total combined incentive credit allowed is 10 points.			Incentives Awarded	8.50

*Performance calculation descriptions can be found in the FY 2016 RBWO PBP Measurements and Standards Guide.

Child Protective Services Investigations and Dispositions		
The following investigations data, which is not used for scoring but is considered significant to a provider's performance, is from Georgia SHINES and is not considered final or complete until the end of the fiscal year.		
Total Reports:	0	
Number Screened In:	0	
Number Screened Out:	0	
Number Substantiated:	0	
Number Unsubstantiated:	0	
Number Active CPS Investigations:	0	



DHS, DFCS, Office of Provider Management
Performance-Based Placement Measures
RBWO Provider GA+SCORECARD - CCI



Report Quarter: Q1 FY2016

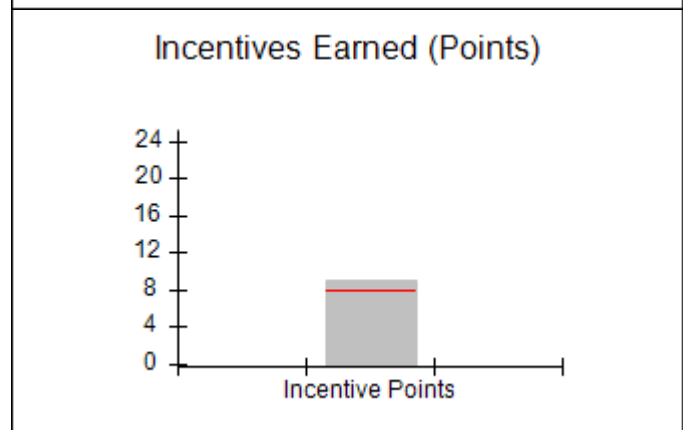
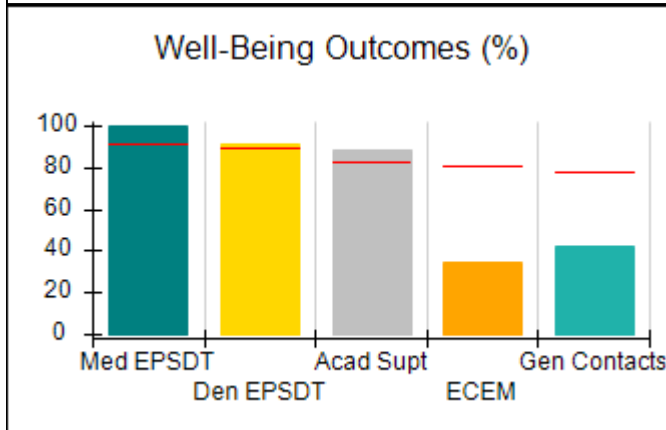
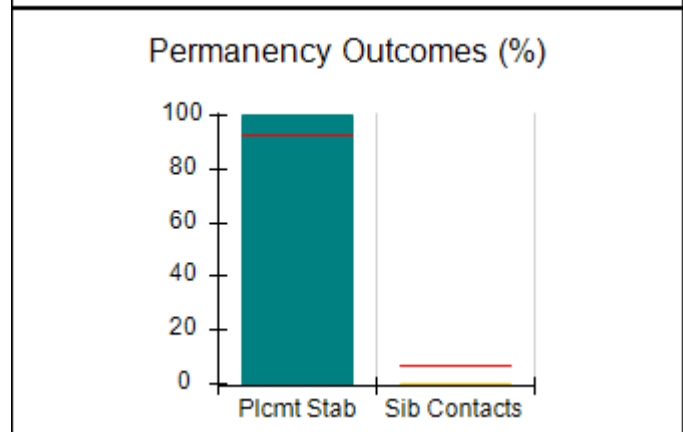
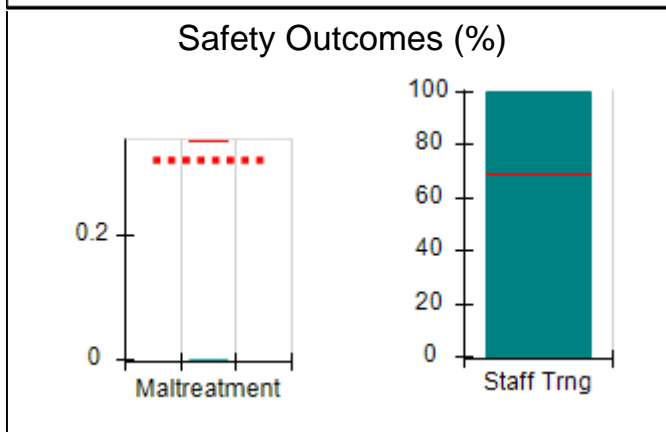
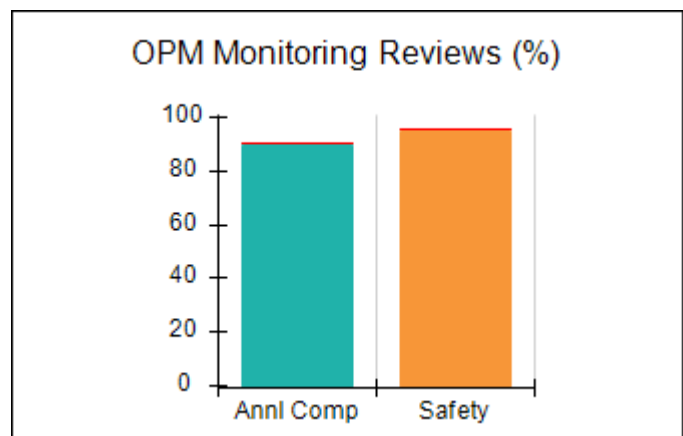
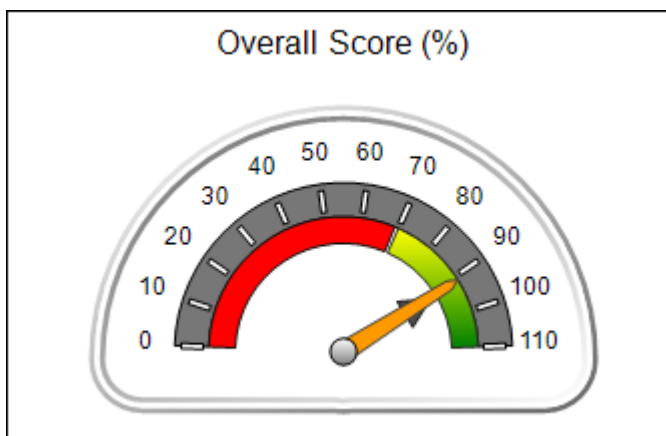
Provider/Program Name: Open Arms - Bridge I - Miller Rd. (787) - CCI

162 Miller Rd., Leesburg, GA 31763 Phone: 229-431-1121 Vendor ID# 35530	Quarterly Scores (Grades)		Current Quarter Score (Grade)
	Q1: 91.22 (A-)	Q2: 104.10 (A+)	91.22% (A-)
	Q3: 89.95 (B+)	Q4: 90.11 (A-)	
Program Census Information:	# Children in Care During Quarter: 11	# Placements During Quarter: 11	# Children in Care On Last Day: 11

Quarterly Provider Comparisons to All CCIs

■■■■■■■■ indicates MalTx Threshold

▼ ————— indicates average for all CCIs





DHS, DFCS, Office of Provider Management
Performance-Based Placement Measures
RBWO Provider GA+SCORECARD - CCI
Report Quarter: Q1 FY2016



Provider/Program Name: Open Arms - Bridge I - Miller Rd. (787) - CCI

162 Miller Rd., Leesburg, GA 31763 Phone: 229-431-1121 Vendor ID# 35530	Quarterly Scores (Grades)		Current Quarter Score (Grade)
	Q1: 91.22 (A-)	Q2: 104.10 (A+)	91.22%
	Q3: 89.95 (B+)	Q4: 90.11 (A-)	(A-)

Program Census Information:	# Children in Care During Quarter: 11	# Placements During Quarter: 11	# Children in Care On Last Day: 11
-----------------------------	---------------------------------------	---------------------------------	------------------------------------

	Avg Performance All CCIs (%)	Provider Performance (%)*	Possible Points (Weight)	Provider Points Earned
--	-------------------------------------	----------------------------------	---------------------------------	-------------------------------

OPM Monitoring Reviews

Annual Comprehensive Reviews	90%	90%	25	22.42
Safety Reviews	96%	95%	15	14.20
Monitoring Sub-Total			40	36.62

CCI Safety Outcomes

Incidence of Maltreatment	0.35%	No Substantiated Reports	10	10.00
Staff Training	69%	100%	4	4.00
Safety Sub-Total			14	14.00

CCI Permanency Outcomes

Placement Stability	93%	100%	15	15.00
Sibling Contacts	7%	0%	5	0.00
Permanency Sub-Total			20	15.00

CCI Well-Being Outcomes

EPSDT Medical Visits	91%	100%	4	4.00
EPSDT Dental Visits	89%	91%	4	3.64
Academic Supports	82%	88%	4	3.52
Provider ECEM Visits	80%	35%	7	2.45
Provider General Contacts	77%	42%	7	2.94
Well-Being Sub-Total			26	16.55

*Performance calculation descriptions can be found in the FY 2016 RBWO PBP Measurements and Standards Guide.

Monitoring & Outcomes: Possible Points = 100		Points Earned = 82.17	
Score Before Incentives Credit			82.17%
Incentives Awarded			9.05 pts
PBP Verification			N/A pts
Total Score			91.22%

Provider/Program Name: Open Arms - Bridge I - Miller Rd. (787) - CCI



DHS, DFCS, Office of Provider Management
Performance-Based Placement Measures
RBWO Provider GA+SCORECARD - CCI



Report Quarter: Q1 FY2016

Program Census Information:		# Children in Care During Quarter: 11	# Placements During Quarter: 11	# Children in Care On Last Day: 11
CCI Incentive Credits	Avg Performance All CCIs (Points)	Provider Performance (%)*	Possible Points (Weight)	Provider Points Earned
Early EPSDT Medical Visits		Not Eligible	2	
Early EPSDT Dental Visits		75%	2	1.50
Permanency Contacts		71%	5	3.55
Additional Academic Supports		0%	2	0.00
Active Agency Accreditation		0%	4	0.00
Staff Clinical Licensure		0%	5	0.00
Behavior Management (threshold = 0)		100%	4	4.00
Incentives Total	7.91		24	9.05
Maximum total combined incentive credit allowed is 10 points.			Incentives Awarded	9.05

*Performance calculation descriptions can be found in the FY 2016 RBWO PBP Measurements and Standards Guide.

Child Protective Services Investigations and Dispositions		
The following investigations data, which is not used for scoring but is considered significant to a provider's performance, is from Georgia SHINES and is not considered final or complete until the end of the fiscal year.		
Total Reports:	0	
Number Screened In:	0	
Number Screened Out:	0	
Number Substantiated:	0	
Number Unsubstantiated:	0	
Number Active CPS Investigations:	0	



DHS, DFCS, Office of Provider Management
Performance-Based Placement Measures
RBWO Provider GA+SCORECARD - CCI



Report Quarter: Q1 FY2016

Provider/Program Name: Open Arms Children's Network - dba Ordered Steps Home for Girls (4320) - CCI

896 Bryant Still Road, Brooklet, GA 30415

Phone: 912-823-2016

Vendor ID# 80481

Quarterly Scores (Grades)

Current Quarter Score (Grade)

Q1: 107.24 (A+)

Q2: 102.33 (A+)

107.24%

Q3: 106.94 (A+)

Q4: 105.44 (A+)

(A+)

Program Census Information:

Children in Care During Quarter: 8

Placements During Quarter: 8

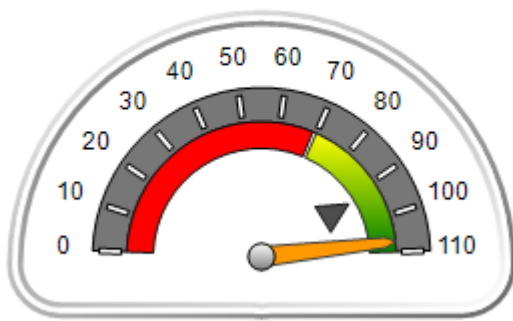
Children in Care On Last Day: 6

Quarterly Provider Comparisons to All CCIs

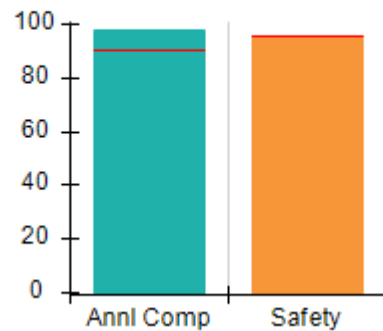
■■■■■■■■ indicates MalTx Threshold

▼ indicates average for all CCIs

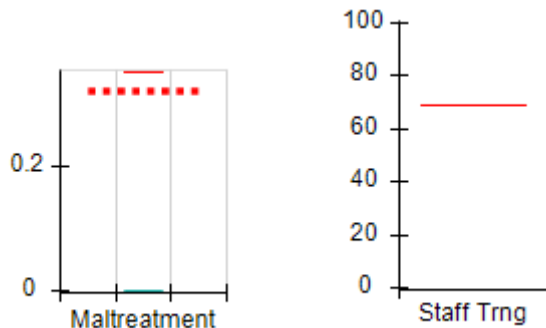
Overall Score (%)



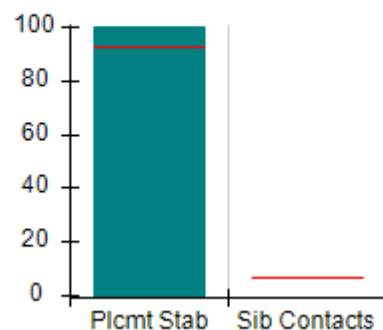
OPM Monitoring Reviews (%)



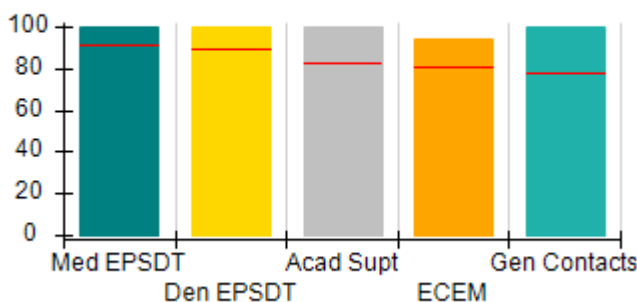
Safety Outcomes (%)



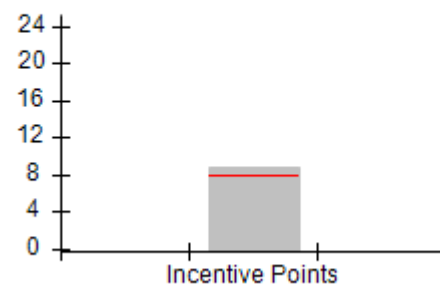
Permanency Outcomes (%)



Well-Being Outcomes (%)



Incentives Earned (Points)





DHS, DFCS, Office of Provider Management
Performance-Based Placement Measures
RBWO Provider GA+SCORECARD - CCI



Report Quarter: Q1 FY2016

Provider/Program Name: Open Arms Children's Network - dba Ordered Steps Home for Girls (4320) - CCI

896 Bryant Still Road, Brooklet, GA 30415 Phone: 912-823-2016 Vendor ID# 80481	Quarterly Scores (Grades)		Current Quarter Score (Grade)
	Q1: 107.24 (A+)	Q2: 102.33 (A+)	107.24%
	Q3: 106.94 (A+)	Q4: 105.44 (A+)	(A+)

Program Census Information:	# Children in Care During Quarter: 8	# Placements During Quarter: 8	# Children in Care On Last Day: 6
-----------------------------	--------------------------------------	--------------------------------	-----------------------------------

	Avg Performance All CCIs (%)	Provider Performance (%)*	Possible Points (Weight)	Provider Points Earned
--	-------------------------------------	----------------------------------	---------------------------------	-------------------------------

OPM Monitoring Reviews

Annual Comprehensive Reviews	90%	98%	25	24.50
Safety Reviews	96%	96%	15	14.40
Monitoring Sub-Total			40	38.90

CCI Safety Outcomes

Incidence of Maltreatment	0.35%	No Substantiated Reports	14	14.00
Staff Training	69%	Not Eligible		
Safety Sub-Total			14	14.00

CCI Permanency Outcomes

Placement Stability	93%	100%	20	20.00
Sibling Contacts	7%	None Planned		
Permanency Sub-Total			20	20.00

CCI Well-Being Outcomes

EPSDT Medical Visits	91%	100%	4	4.00
EPSDT Dental Visits	89%	100%	4	4.00
Academic Supports	82%	100%	4	4.00
Provider ECEM Visits	80%	94%	7	6.58
Provider General Contacts	77%	100%	7	7.00
Well-Being Sub-Total			26	25.58

*Performance calculation descriptions can be found in the FY 2016 RBWO PBP Measurements and Standards Guide.

Monitoring & Outcomes: Possible Points = 100		Points Earned = 98.48	
Score Before Incentives Credit		98.48%	
Incentives Awarded		8.76 pts	
PBP Verification		N/A pts	
Total Score		107.24%	

Provider/Program Name: Open Arms Children's Network - dba Ordered Steps Home for Girls (4320) - CCI



DHS, DFCS, Office of Provider Management
Performance-Based Placement Measures
RBWO Provider GA+SCORECARD - CCI



Report Quarter: Q1 FY2016

Program Census Information:		# Children in Care During Quarter: 8	# Placements During Quarter: 8	# Children in Care On Last Day: 6
CCI Incentive Credits	Avg Performance All CCIs (Points)	Provider Performance (%)*	Possible Points (Weight)	Provider Points Earned
Early EPSDT Medical Visits		100%	2	2.00
Early EPSDT Dental Visits		100%	2	2.00
Permanency Contacts		None Planned	5	
Additional Academic Supports		38%	2	0.76
Active Agency Accreditation		0%	4	0.00
Staff Clinical Licensure		0%	5	0.00
Behavior Management (threshold = 0)		100%	4	4.00
Incentives Total	7.91		24	8.76
Maximum total combined incentive credit allowed is 10 points.			Incentives Awarded	8.76

*Performance calculation descriptions can be found in the FY 2016 RBWO PBP Measurements and Standards Guide.

Child Protective Services Investigations and Dispositions		
The following investigations data, which is not used for scoring but is considered significant to a provider's performance, is from Georgia SHINES and is not considered final or complete until the end of the fiscal year.		
Total Reports:	0	
Number Screened In:	0	
Number Screened Out:	0	
Number Substantiated:	0	
Number Unsubstantiated:	0	
Number Active CPS Investigations:	0	



DHS, DFCS, Office of Provider Management
Performance-Based Placement Measures
RBWO Provider GA+SCORECARD - CCI



Report Quarter: Q1 FY2016

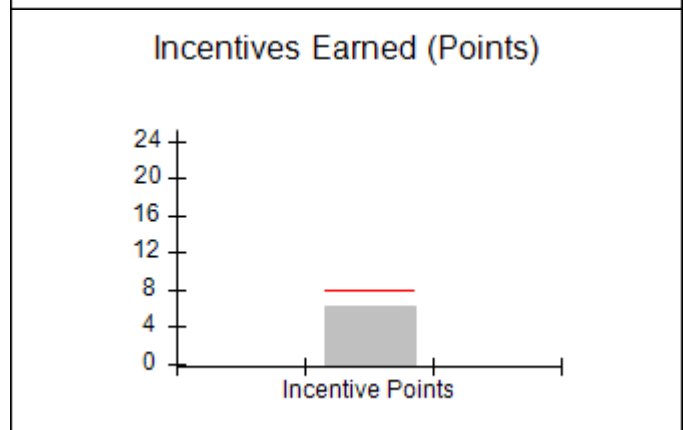
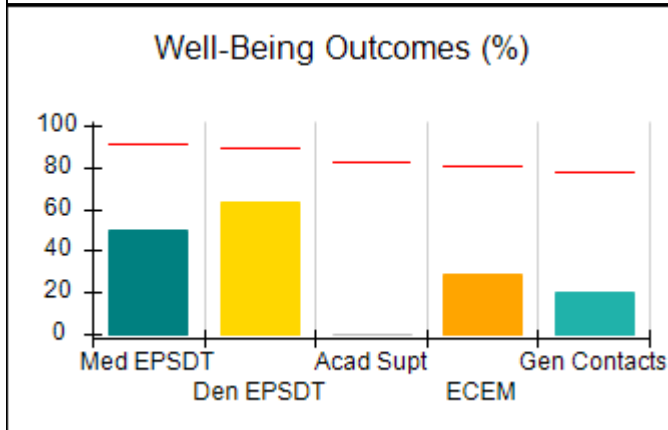
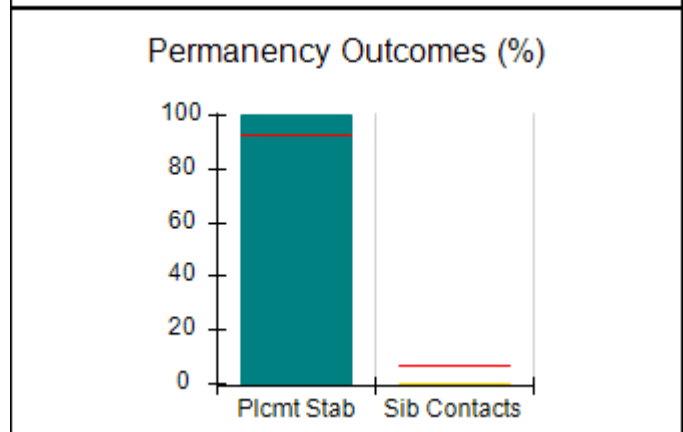
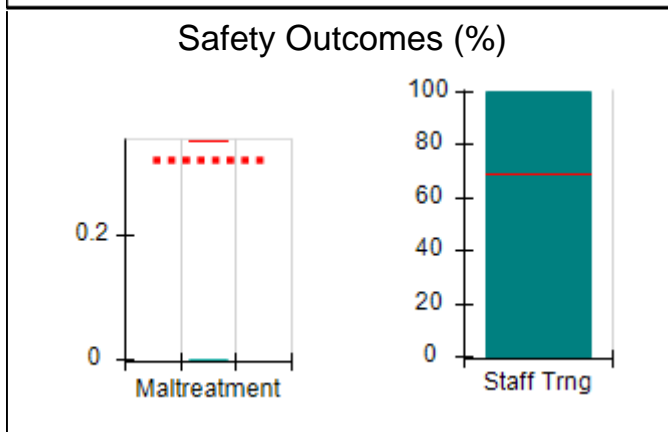
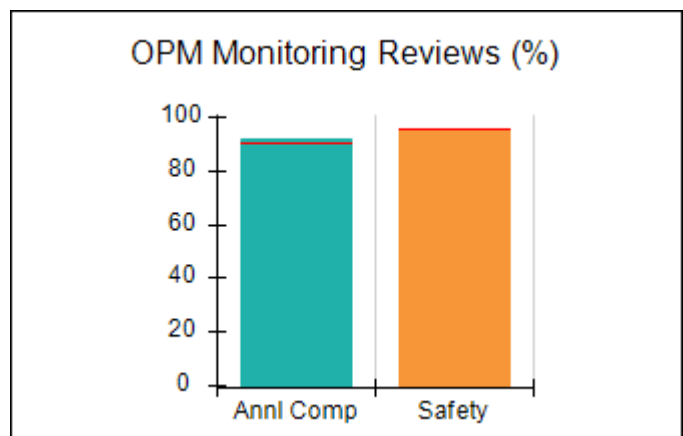
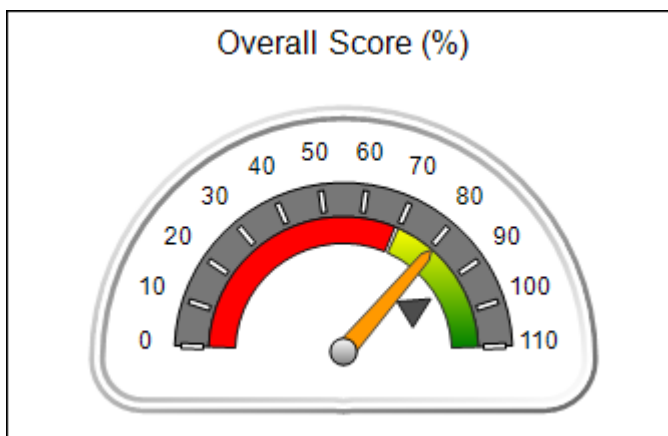
Provider/Program Name: Open Arms of Blue Ridge, Inc. - (5135) - CCI

126 Walter Mountain Drive, Epworth, GA 30541 Phone: 706-632-2029 Vendor ID# 114380	Quarterly Scores (Grades)		Current Quarter Score (Grade)
	Q1: 80.54 (B-)	Q2: 76.70 (C)	80.54% (B-)
	Q3: 75.97 (C)	Q4: 73.64 (C-)	
Program Census Information:	# Children in Care During Quarter: 17	# Placements During Quarter: 17	# Children in Care On Last Day: 8

Quarterly Provider Comparisons to All CCIs

■■■■■■■■ indicates MalTx Threshold

▼ ————— indicates average for all CCIs





DHS, DFCS, Office of Provider Management
Performance-Based Placement Measures
RBWO Provider GA+SCORECARD - CCI
Report Quarter: Q1 FY2016



Provider/Program Name: Open Arms of Blue Ridge, Inc. - (5135) - CCI

126 Walter Mountain Drive, Epworth, GA 30541 Phone: 706-632-2029 Vendor ID# 114380	Quarterly Scores (Grades)		Current Quarter Score (Grade)
	Q1: 80.54 (B-)	Q2: 76.70 (C)	80.54%
	Q3: 75.97 (C)	Q4: 73.64 (C-)	(B-)

Program Census Information:	# Children in Care During Quarter: 17	# Placements During Quarter: 17	# Children in Care On Last Day: 8
-----------------------------	---------------------------------------	---------------------------------	-----------------------------------

	Avg Performance All CCIs (%)	Provider Performance (%)*	Possible Points (Weight)	Provider Points Earned
--	-------------------------------------	----------------------------------	---------------------------------	-------------------------------

OPM Monitoring Reviews

Annual Comprehensive Reviews	90%	92%	25	23.00
Safety Reviews	96%	96%	15	14.39
Monitoring Sub-Total			40	37.39

CCI Safety Outcomes

Incidence of Maltreatment	0.35%	No Substantiated Reports	10	10.00
Staff Training	69%	100%	4	4.00
Safety Sub-Total			14	14.00

CCI Permanency Outcomes

Placement Stability	93%	100%	15	15.00
Sibling Contacts	7%	0%	5	0.00
Permanency Sub-Total			20	15.00

CCI Well-Being Outcomes

EPSDT Medical Visits	91%	50%	4	2.00
EPSDT Dental Visits	89%	63%	4	2.52
Academic Supports	82%	0%	4	0.00
Provider ECEM Visits	80%	29%	7	2.03
Provider General Contacts	77%	20%	7	1.40
Well-Being Sub-Total			26	7.95

*Performance calculation descriptions can be found in the FY 2016 RBWO PBP Measurements and Standards Guide.

Monitoring & Outcomes: Possible Points = 100		Points Earned = 74.34	
Score Before Incentives Credit		74.34%	
Incentives Awarded		6.20 pts	
PBP Verification		N/A pts	
Total Score		80.54%	

Provider/Program Name: Open Arms of Blue Ridge, Inc. - (5135) - CCI



DHS, DFCS, Office of Provider Management
Performance-Based Placement Measures
RBWO Provider GA+SCORECARD - CCI



Report Quarter: Q1 FY2016

Program Census Information:		# Children in Care During Quarter: 17	# Placements During Quarter: 17	# Children in Care On Last Day: 8
CCI Incentive Credits	Avg Performance All CCIs (Points)	Provider Performance (%)*	Possible Points (Weight)	Provider Points Earned
Early EPSDT Medical Visits		60%	2	1.20
Early EPSDT Dental Visits		50%	2	1.00
Permanency Contacts		0%	5	0.00
Additional Academic Supports		0%	2	0.00
Active Agency Accreditation		0%	4	0.00
Staff Clinical Licensure		0%	5	0.00
Behavior Management (threshold = 0)		100%	4	4.00
Incentives Total	7.91		24	6.20
Maximum total combined incentive credit allowed is 10 points.			Incentives Awarded	6.20
*Performance calculation descriptions can be found in the FY 2016 RBWO PBP Measurements and Standards Guide.				

Child Protective Services Investigations and Dispositions		
The following investigations data, which is not used for scoring but is considered significant to a provider's performance, is from Georgia SHINES and is not considered final or complete until the end of the fiscal year.		
Total Reports:	0	
Number Screened In:	0	
Number Screened Out:	0	
Number Substantiated:	0	
Number Unsubstantiated:	0	
Number Active CPS Investigations:	0	



DHS, DFCS, Office of Provider Management
Performance-Based Placement Measures
RBWO Provider GA+SCORECARD - CCI



Report Quarter: Q1 FY2016

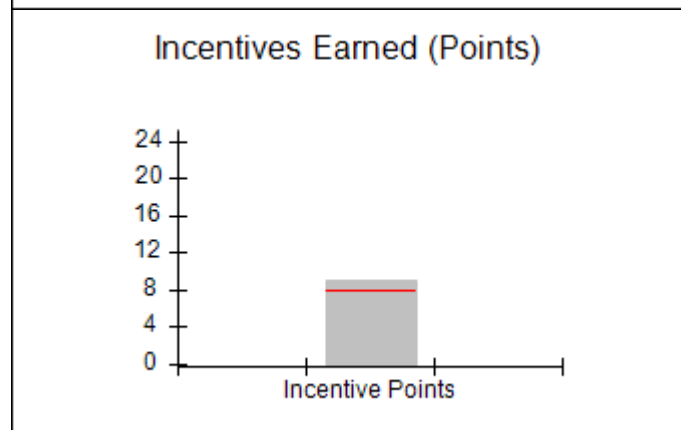
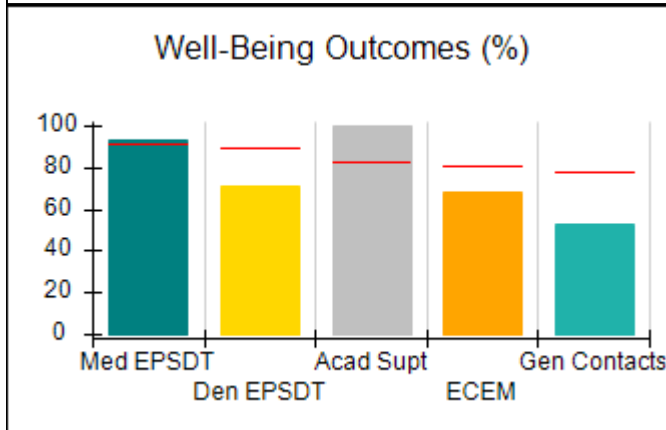
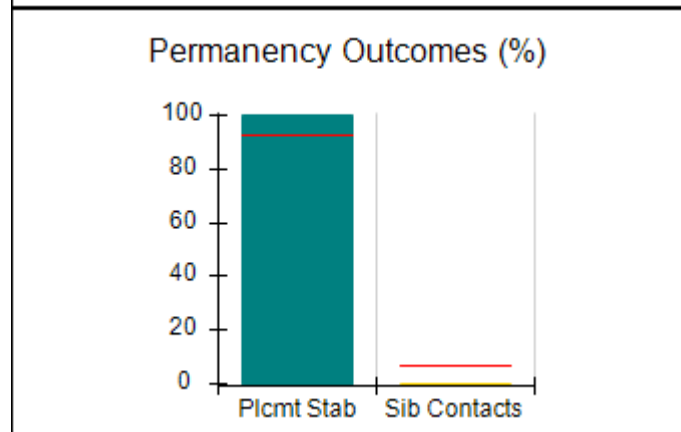
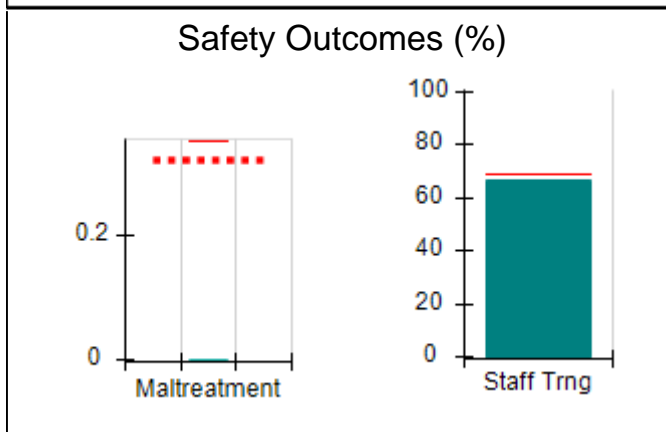
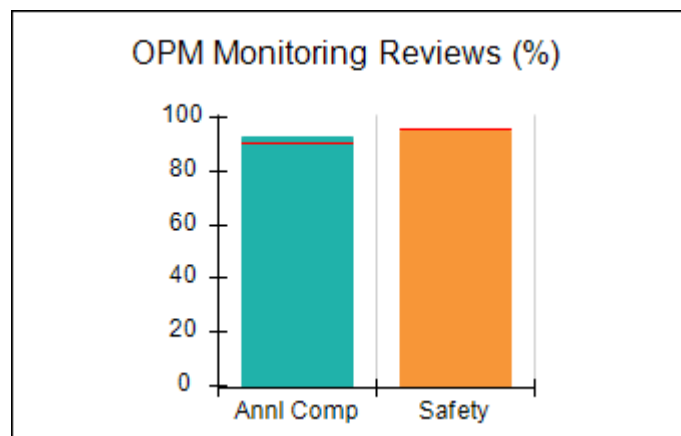
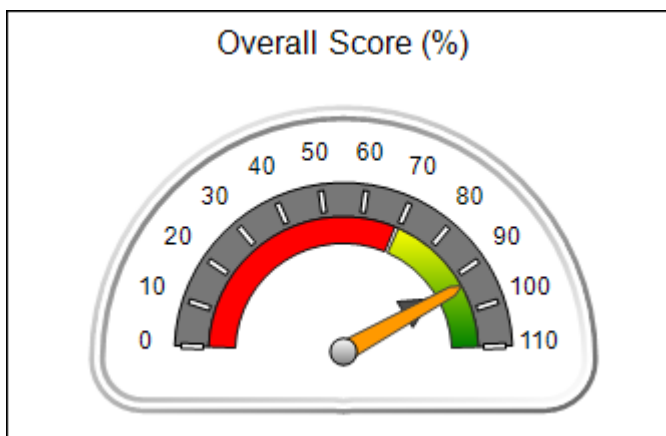
Provider/Program Name: Open Door Home - Boys Annex Long Term Program (940) - CCI

792 John Davenport Dr., Rome, GA 30165 Phone: 706-233-9175 Vendor ID# 35532	Quarterly Scores (Grades)		Current Quarter Score (Grade)
	Q1: 93.13 (A-)	Q2: 89.92 (B+)	93.13%
	Q3: 98.91 (A+)	Q4: 93.71 (A-)	(A-)
Program Census Information:	# Children in Care During Quarter: 23	# Placements During Quarter: 23	# Children in Care On Last Day: 15

Quarterly Provider Comparisons to All CCIs

■■■■■■■■ indicates MalTx Threshold

▼ ————— indicates average for all CCIs





DHS, DFCS, Office of Provider Management
Performance-Based Placement Measures
RBWO Provider GA+SCORECARD - CCI
Report Quarter: Q1 FY2016



Provider/Program Name: Open Door Home - Boys Annex Long Term Program (940) - CCI

792 John Davenport Dr., Rome, GA 30165 Phone: 706-233-9175 Vendor ID# 35532	Quarterly Scores (Grades)		Current Quarter Score (Grade)
	Q1: 93.13 (A-)	Q2: 89.92 (B+)	93.13%
	Q3: 98.91 (A+)	Q4: 93.71 (A-)	(A-)

Program Census Information:	# Children in Care During Quarter: 23	# Placements During Quarter: 23	# Children in Care On Last Day: 15
-----------------------------	---------------------------------------	---------------------------------	------------------------------------

	Avg Performance All CCIs (%)	Provider Performance (%)*	Possible Points (Weight)	Provider Points Earned
--	-------------------------------------	----------------------------------	---------------------------------	-------------------------------

OPM Monitoring Reviews

Annual Comprehensive Reviews	90%	93%	25	23.17
Safety Reviews	96%	95%	15	14.25
Monitoring Sub-Total			40	37.42

CCI Safety Outcomes

Incidence of Maltreatment	0.35%	No Substantiated Reports	10	10.00
Staff Training	69%	67%	4	2.68
Safety Sub-Total			14	12.68

CCI Permanency Outcomes

Placement Stability	93%	100%	15	15.00
Sibling Contacts	7%	0%	5	0.00
Permanency Sub-Total			20	15.00

CCI Well-Being Outcomes

EPSDT Medical Visits	91%	93%	4	3.72
EPSDT Dental Visits	89%	71%	4	2.84
Academic Supports	82%	100%	4	4.00
Provider ECEM Visits	80%	68%	7	4.76
Provider General Contacts	77%	53%	7	3.71
Well-Being Sub-Total			26	19.03

*Performance calculation descriptions can be found in the FY 2016 RBWO PBP Measurements and Standards Guide.

Monitoring & Outcomes: Possible Points = 100		Points Earned = 84.13	
Score Before Incentives Credit		84.13%	
Incentives Awarded		9.00 pts	
PBP Verification		N/A pts	
Total Score		93.13%	

Provider/Program Name: Open Door Home - Boys Annex Long Term Program (940) - CCI



DHS, DFCS, Office of Provider Management
Performance-Based Placement Measures
RBWO Provider GA+SCORECARD - CCI



Report Quarter: Q1 FY2016

Program Census Information:		# Children in Care During Quarter: 23	# Placements During Quarter: 23	# Children in Care On Last Day: 15
CCI Incentive Credits	Avg Performance All CCIs (Points)	Provider Performance (%)*	Possible Points (Weight)	Provider Points Earned
Early EPSDT Medical Visits		86%	2	1.72
Early EPSDT Dental Visits		64%	2	1.28
Permanency Contacts		0%	5	0.00
Additional Academic Supports		100%	2	2.00
Active Agency Accreditation		0%	4	0.00
Staff Clinical Licensure		0%	5	0.00
Behavior Management (threshold = 0)		100%	4	4.00
Incentives Total	7.91		24	9.00
Maximum total combined incentive credit allowed is 10 points.			Incentives Awarded	9.00

*Performance calculation descriptions can be found in the FY 2016 RBWO PBP Measurements and Standards Guide.

Child Protective Services Investigations and Dispositions		
The following investigations data, which is not used for scoring but is considered significant to a provider's performance, is from Georgia SHINES and is not considered final or complete until the end of the fiscal year.		
Total Reports:	0	
Number Screened In:	0	
Number Screened Out:	0	
Number Substantiated:	0	
Number Unsubstantiated:	0	
Number Active CPS Investigations:	0	



DHS, DFCS, Office of Provider Management
Performance-Based Placement Measures
RBWO Provider GA+SCORECARD - CCI
Report Quarter: Q1 FY2016



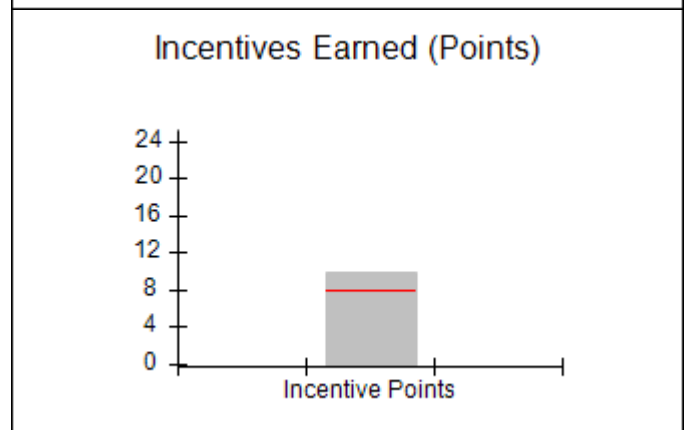
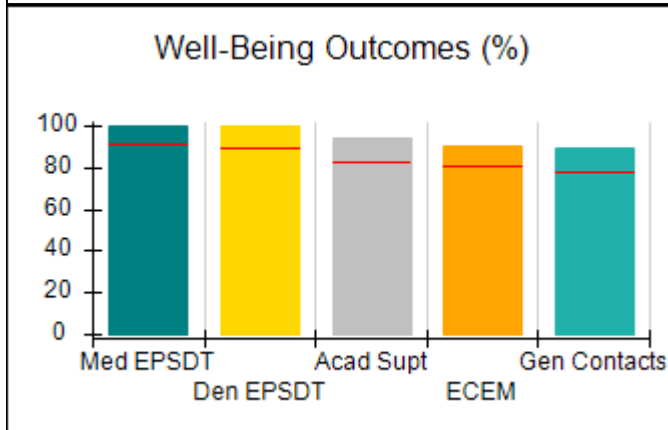
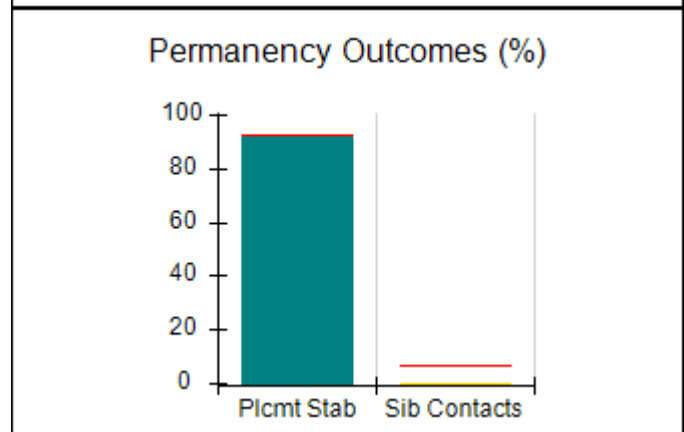
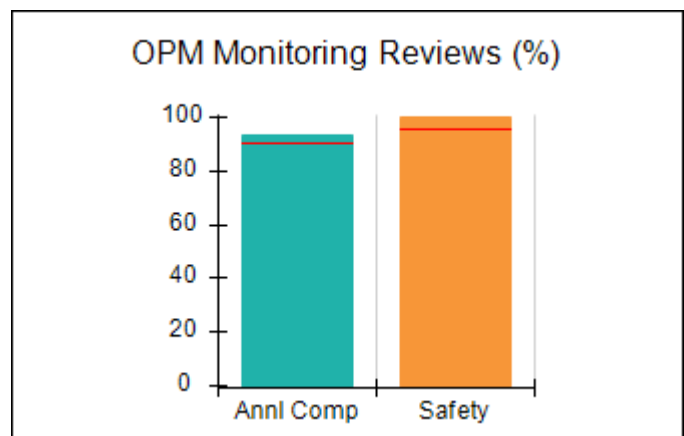
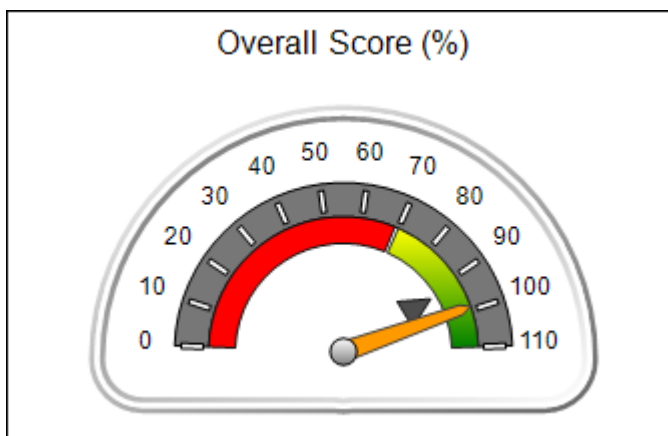
Provider/Program Name: Open Door Home - Girls Annex Long Term Program (939) - CCI

5 Leon St., Rome, GA 30165 Phone: 706 232-6662 Vendor ID# 35531	Quarterly Scores (Grades)		Current Quarter Score (Grade)
	Q1: 99.07 (A+)	Q2: 100.39 (A+)	99.07%
	Q3: 102.41 (A+)	Q4: 95.39 (A)	(A+)
Program Census Information:	# Children in Care During Quarter: 25	# Placements During Quarter: 25	# Children in Care On Last Day: 16

Quarterly Provider Comparisons to All CCIs

■■■■■■■■ indicates MalTx Threshold

▼ ————— indicates average for all CCIs





DHS, DFCS, Office of Provider Management
Performance-Based Placement Measures
RBWO Provider GA+SCORECARD - CCI
Report Quarter: Q1 FY2016



Provider/Program Name: Open Door Home - Girls Annex Long Term Program (939) - CCI

5 Leon St., Rome, GA 30165 Phone: 706 232-6662 Vendor ID# 35531	Quarterly Scores (Grades)		Current Quarter Score (Grade)
	Q1: 99.07 (A+)	Q2: 100.39 (A+)	99.07%
	Q3: 102.41 (A+)	Q4: 95.39 (A)	(A+)

Program Census Information:	# Children in Care During Quarter: 25	# Placements During Quarter: 25	# Children in Care On Last Day: 16
------------------------------------	--	--	---

	Avg Performance All CCIs (%)	Provider Performance (%)*	Possible Points (Weight)	Provider Points Earned
--	-------------------------------------	----------------------------------	---------------------------------	-------------------------------

OPM Monitoring Reviews

Annual Comprehensive Reviews	90%	94%	25	23.42
Safety Reviews	96%	100%	15	15.00
Monitoring Sub-Total			40	38.42

CCI Safety Outcomes

Incidence of Maltreatment	0.35%	No Substantiated Reports	10	10.00
Staff Training	69%	67%	4	2.68
Safety Sub-Total			14	12.68

CCI Permanency Outcomes

Placement Stability	93%	92%	15	13.80
Sibling Contacts	7%	0%	5	0.00
Permanency Sub-Total			20	13.80

CCI Well-Being Outcomes

EPSDT Medical Visits	91%	100%	4	4.00
EPSDT Dental Visits	89%	100%	4	4.00
Academic Supports	82%	94%	4	3.76
Provider ECEM Visits	80%	90%	7	6.30
Provider General Contacts	77%	89%	7	6.23
Well-Being Sub-Total			26	24.29

*Performance calculation descriptions can be found in the FY 2016 RBWO PBP Measurements and Standards Guide.

Monitoring & Outcomes: Possible Points = 100	Points Earned = 89.19
Score Before Incentives Credit	89.19%
Incentives Awarded	9.88 pts
PBP Verification	N/A pts
Total Score	99.07%

Provider/Program Name: Open Door Home - Girls Annex Long Term Program (939) - CCI



DHS, DFCS, Office of Provider Management
Performance-Based Placement Measures
RBWO Provider GA+SCORECARD - CCI



Report Quarter: Q1 FY2016

Program Census Information:		# Children in Care During Quarter: 25	# Placements During Quarter: 25	# Children in Care On Last Day: 16
CCI Incentive Credits	Avg Performance All CCIs (Points)	Provider Performance (%)*	Possible Points (Weight)	Provider Points Earned
Early EPSDT Medical Visits		100%	2	2.00
Early EPSDT Dental Visits		100%	2	2.00
Permanency Contacts		None Planned	5	
Additional Academic Supports		94%	2	1.88
Active Agency Accreditation		0%	4	0.00
Staff Clinical Licensure		0%	5	0.00
Behavior Management (threshold = 0)		100%	4	4.00
Incentives Total	7.91		24	9.88
Maximum total combined incentive credit allowed is 10 points.			Incentives Awarded	9.88

*Performance calculation descriptions can be found in the FY 2016 RBWO PBP Measurements and Standards Guide.

Child Protective Services Investigations and Dispositions		
The following investigations data, which is not used for scoring but is considered significant to a provider's performance, is from Georgia SHINES and is not considered final or complete until the end of the fiscal year.		
Total Reports:	3	
Number Screened In:	3	
Number Screened Out:	0	
Number Substantiated:	0	
Number Unsubstantiated:	0	
Number Active CPS Investigations:	3	



DHS, DFCS, Office of Provider Management
Performance-Based Placement Measures
RBWO Provider GA+SCORECARD - CCI



Report Quarter: Q1 FY2016

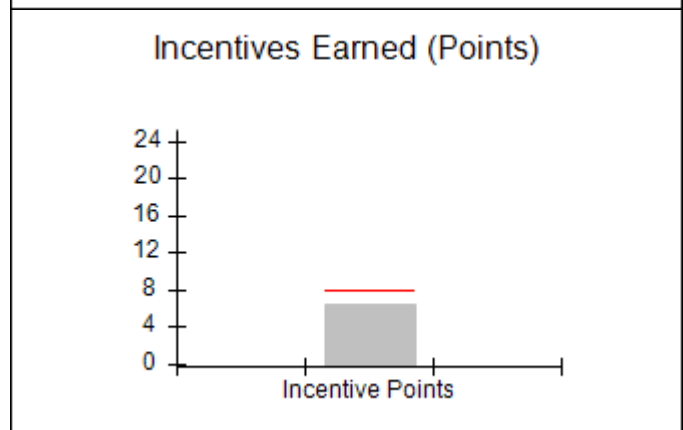
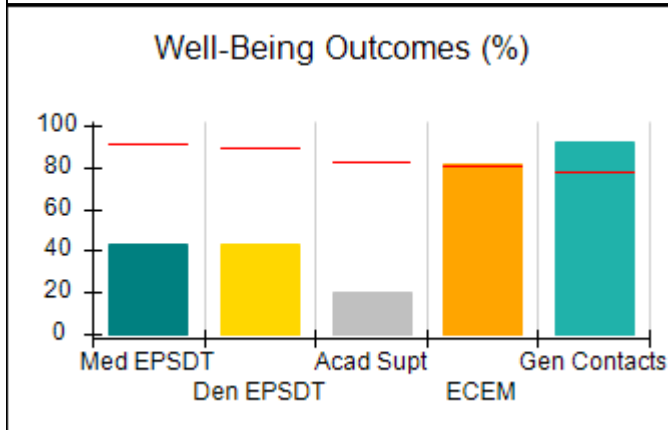
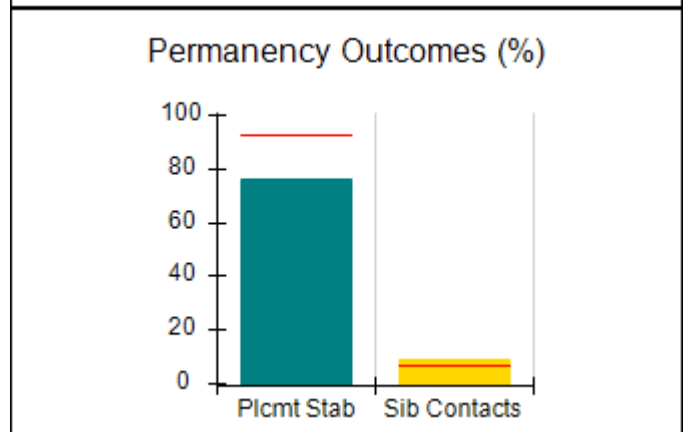
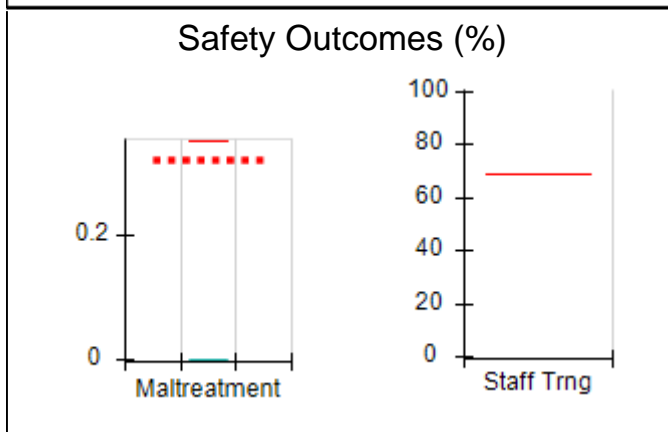
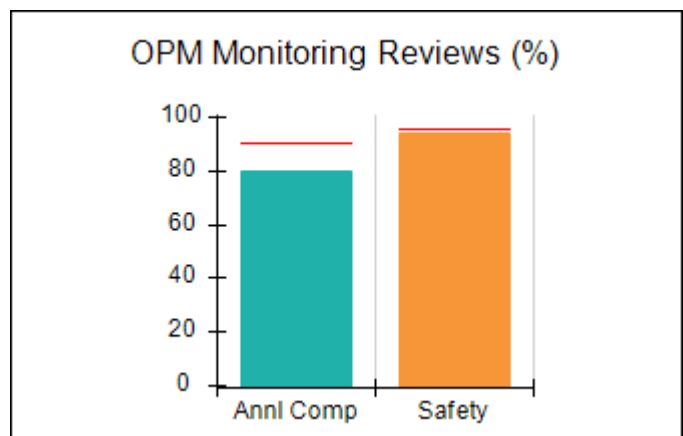
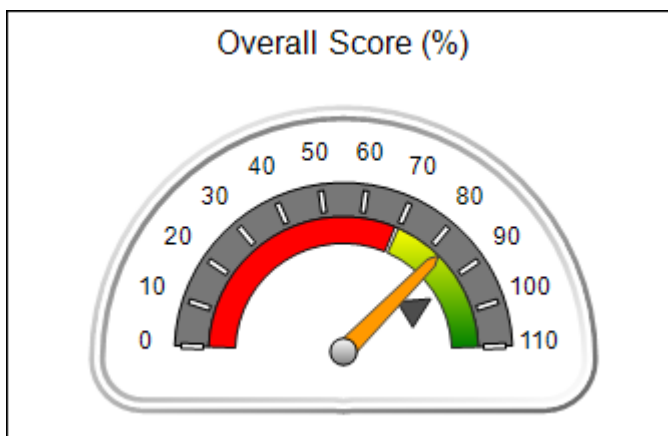
Provider/Program Name: Our House for Kids - (792) - CCI

114 Old Moores Mill Rd., Bremen, GA 30110 Phone: 770-537-1940 Vendor ID# 35536	Quarterly Scores (Grades)		Current Quarter Score (Grade)
	Q1: 82.91 (B-)	Q2: 90.80 (A-)	82.91%
	Q3: 93.32 (A-)	Q4: 90.95 (A-)	(B-)
Program Census Information:	# Children in Care During Quarter: 17	# Placements During Quarter: 18	# Children in Care On Last Day: 6

Quarterly Provider Comparisons to All CCIs

■■■■■■■■ indicates MalTx Threshold

▼ ————— indicates average for all CCIs





DHS, DFCS, Office of Provider Management
Performance-Based Placement Measures
RBWO Provider GA+SCORECARD - CCI
Report Quarter: Q1 FY2016



Provider/Program Name: Our House for Kids - (792) - CCI

114 Old Moores Mill Rd., Bremen, GA 30110 Phone: 770-537-1940 Vendor ID# 35536	Quarterly Scores (Grades)		Current Quarter Score (Grade)
	Q1: 82.91 (B-)	Q2: 90.80 (A-)	82.91%
	Q3: 93.32 (A-)	Q4: 90.95 (A-)	(B-)

Program Census Information:	# Children in Care During Quarter: 17	# Placements During Quarter: 18	# Children in Care On Last Day: 6
-----------------------------	---------------------------------------	---------------------------------	-----------------------------------

	Avg Performance All CCIs (%)	Provider Performance (%)*	Possible Points (Weight)	Provider Points Earned
--	-------------------------------------	----------------------------------	---------------------------------	-------------------------------

OPM Monitoring Reviews

Annual Comprehensive Reviews	90%	80%	25	20.08
Safety Reviews	96%	94%	15	14.15
Monitoring Sub-Total			40	34.23

CCI Safety Outcomes

Incidence of Maltreatment	0.35%	No Substantiated Reports	14	14.00
Staff Training	69%	Not Eligible		
Safety Sub-Total			14	14.00

CCI Permanency Outcomes

Placement Stability	93%	76%	15	11.40
Sibling Contacts	7%	9%	5	0.45
Permanency Sub-Total			20	11.85

CCI Well-Being Outcomes

EPSDT Medical Visits	91%	43%	4	1.72
EPSDT Dental Visits	89%	43%	4	1.72
Academic Supports	82%	20%	4	0.80
Provider ECEM Visits	80%	82%	7	5.74
Provider General Contacts	77%	92%	7	6.44
Well-Being Sub-Total			26	16.42

*Performance calculation descriptions can be found in the FY 2016 RBWO PBP Measurements and Standards Guide.

Monitoring & Outcomes: Possible Points = 100		Points Earned = 76.50	
Score Before Incentives Credit		76.50%	
Incentives Awarded		6.41 pts	
PBP Verification		N/A pts	
Total Score		82.91%	

Provider/Program Name: Our House for Kids - (792) - CCI



DHS, DFCS, Office of Provider Management
Performance-Based Placement Measures
RBWO Provider GA+SCORECARD - CCI



Report Quarter: Q1 FY2016

Program Census Information:		# Children in Care During Quarter: 17	# Placements During Quarter: 18	# Children in Care On Last Day: 6
CCI Incentive Credits	Avg Performance All CCIs (Points)	Provider Performance (%)*	Possible Points (Weight)	Provider Points Earned
Early EPSDT Medical Visits		43%	2	0.86
Early EPSDT Dental Visits		50%	2	1.00
Permanency Contacts		11%	5	0.55
Additional Academic Supports		0%	2	0.00
Active Agency Accreditation		0%	4	0.00
Staff Clinical Licensure		0%	5	0.00
Behavior Management (threshold = 0)		100%	4	4.00
Incentives Total	7.91		24	6.41
Maximum total combined incentive credit allowed is 10 points.			Incentives Awarded	6.41
*Performance calculation descriptions can be found in the FY 2016 RBWO PBP Measurements and Standards Guide.				

Child Protective Services Investigations and Dispositions		
The following investigations data, which is not used for scoring but is considered significant to a provider's performance, is from Georgia SHINES and is not considered final or complete until the end of the fiscal year.		
Total Reports:	0	
Number Screened In:	0	
Number Screened Out:	0	
Number Substantiated:	0	
Number Unsubstantiated:	0	
Number Active CPS Investigations:	0	



DHS, DFCS, Office of Provider Management
Performance-Based Placement Measures
RBWO Provider GA+SCORECARD - CCI



Report Quarter: Q1 FY2016

Provider/Program Name: Park Place Outreach (formerly Marshland Foundation) - (732) - CCI

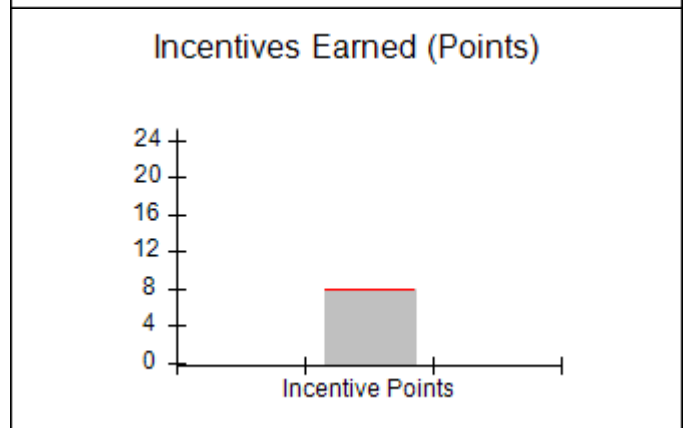
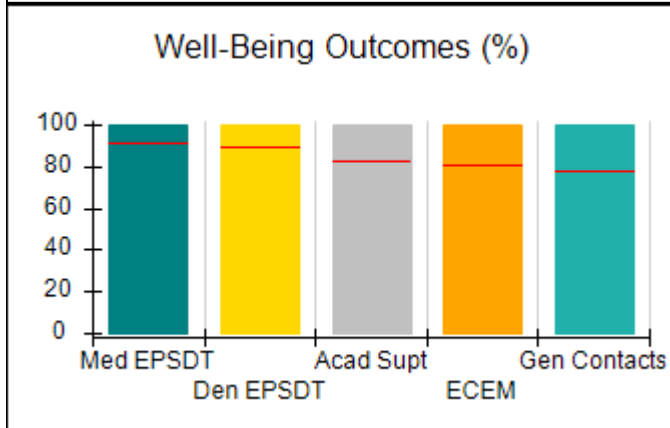
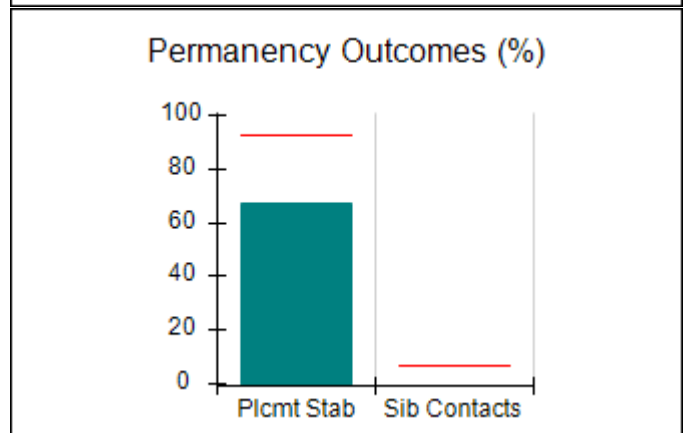
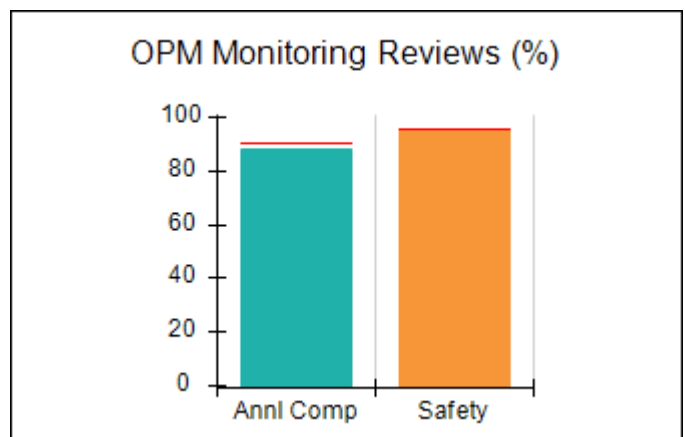
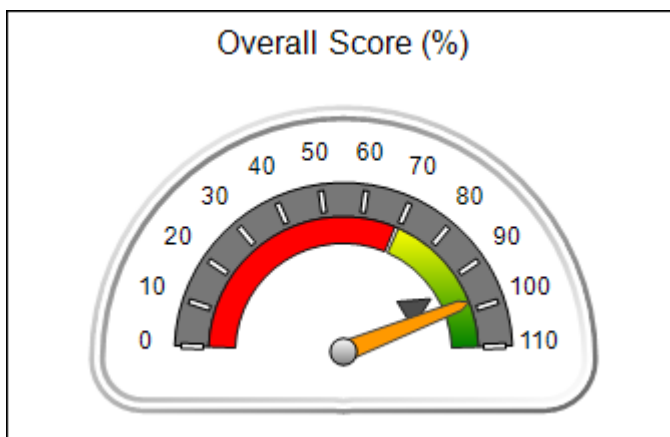
514 East Henry Street, Savannah, GA 31401 Phone: 912-234-4048 Vendor ID# 35537	Quarterly Scores (Grades)		Current Quarter Score (Grade)
	Q1: 97.81 (A+)	Q2: 92.11 (A-)	97.81% (A+)
	Q3: 92.17 (A-)	Q4: 90.65 (A-)	

Program Census Information:	# Children in Care During Quarter: 3	# Placements During Quarter: 3	# Children in Care On Last Day: 4
-----------------------------	--------------------------------------	--------------------------------	-----------------------------------

Quarterly Provider Comparisons to All CCIs

■■■■■■■■ indicates MalTx Threshold

▼ ————— indicates average for all CCIs





DHS, DFCS, Office of Provider Management
Performance-Based Placement Measures
RBWO Provider GA+SCORECARD - CCI



Report Quarter: Q1 FY2016

Provider/Program Name: Park Place Outreach (formerly Marshland Foundation) - (732) - CCI

514 East Henry Street, Savannah, GA 31401 Phone: 912-234-4048 Vendor ID# 35537	Quarterly Scores (Grades)		Current Quarter Score (Grade)
	Q1: 97.81 (A+)	Q2: 92.11 (A-)	97.81%
	Q3: 92.17 (A-)	Q4: 90.65 (A-)	(A+)

Program Census Information:	# Children in Care During Quarter: 3	# Placements During Quarter: 3	# Children in Care On Last Day: 4
-----------------------------	--------------------------------------	--------------------------------	-----------------------------------

	Avg Performance All CCIs (%)	Provider Performance (%)*	Possible Points (Weight)	Provider Points Earned
--	-------------------------------------	----------------------------------	---------------------------------	-------------------------------

OPM Monitoring Reviews

Annual Comprehensive Reviews	90%	88%	25	22.08
Safety Reviews	96%	96%	15	14.33
Monitoring Sub-Total			40	36.41

CCI Safety Outcomes

Incidence of Maltreatment	0.35%	No Substantiated Reports	10	10.00
Staff Training	69%	100%	4	4.00
Safety Sub-Total			14	14.00

CCI Permanency Outcomes

Placement Stability	93%	67%	20	13.40
Sibling Contacts	7%	None Planned		
Permanency Sub-Total			20	13.40

CCI Well-Being Outcomes

EPSDT Medical Visits	91%	100%	4	4.00
EPSDT Dental Visits	89%	100%	4	4.00
Academic Supports	82%	100%	4	4.00
Provider ECEM Visits	80%	100%	7	7.00
Provider General Contacts	77%	100%	7	7.00
Well-Being Sub-Total			26	26.00

*Performance calculation descriptions can be found in the FY 2016 RBWO PBP Measurements and Standards Guide.

Monitoring & Outcomes: Possible Points = 100		Points Earned = 89.81	
Score Before Incentives Credit		89.81%	
Incentives Awarded		8.00 pts	
PBP Verification		N/A pts	
Total Score		97.81%	

Provider/Program Name: Park Place Outreach (formerly Marshland Foundation) - (732) - CCI



DHS, DFCS, Office of Provider Management
Performance-Based Placement Measures
RBWO Provider GA+SCORECARD - CCI



Report Quarter: Q1 FY2016

Program Census Information:		# Children in Care During Quarter: 3	# Placements During Quarter: 3	# Children in Care On Last Day: 4
CCI Incentive Credits	Avg Performance All CCIs (Points)	Provider Performance (%)*	Possible Points (Weight)	Provider Points Earned
Early EPSDT Medical Visits		100%	2	2.00
Early EPSDT Dental Visits		100%	2	2.00
Permanency Contacts		None Planned	5	
Additional Academic Supports		0%	2	0.00
Active Agency Accreditation		0%	4	0.00
Staff Clinical Licensure		0%	5	0.00
Behavior Management (threshold = 0)		100%	4	4.00
Incentives Total	7.91		24	8.00
Maximum total combined incentive credit allowed is 10 points.			Incentives Awarded	8.00

*Performance calculation descriptions can be found in the FY 2016 RBWO PBP Measurements and Standards Guide.

Child Protective Services Investigations and Dispositions

The following investigations data, which is not used for scoring but is considered significant to a provider's performance, is from Georgia SHINES and is not considered final or complete until the end of the fiscal year.

Total Reports:	0
Number Screened In:	0
Number Screened Out:	0
Number Substantiated:	0
Number Unsubstantiated:	0
Number Active CPS Investigations:	0



DHS, DFCS, Office of Provider Management
Performance-Based Placement Measures
RBWO Provider GA+SCORECARD - CCI
Report Quarter: Q1 FY2016



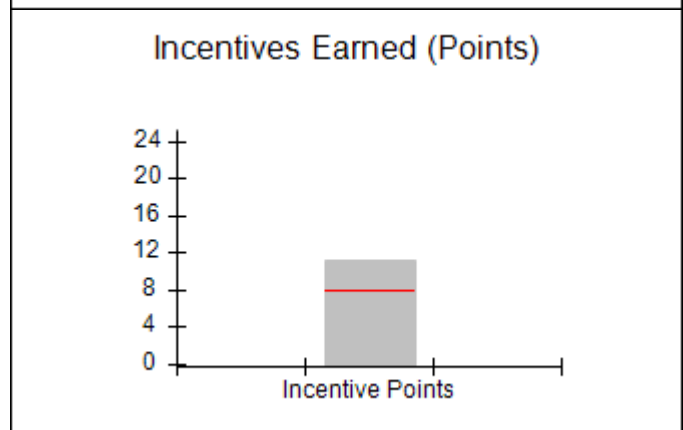
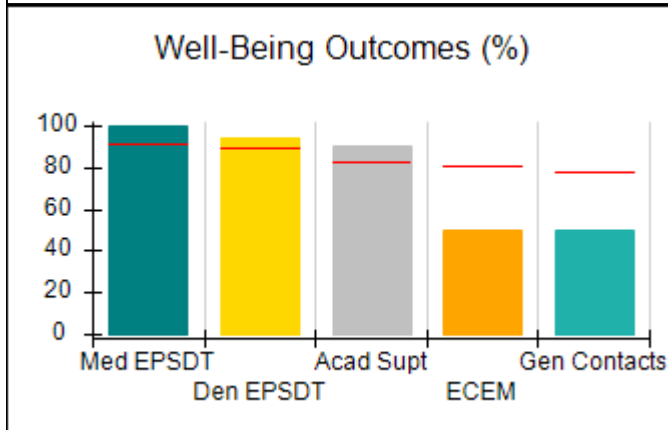
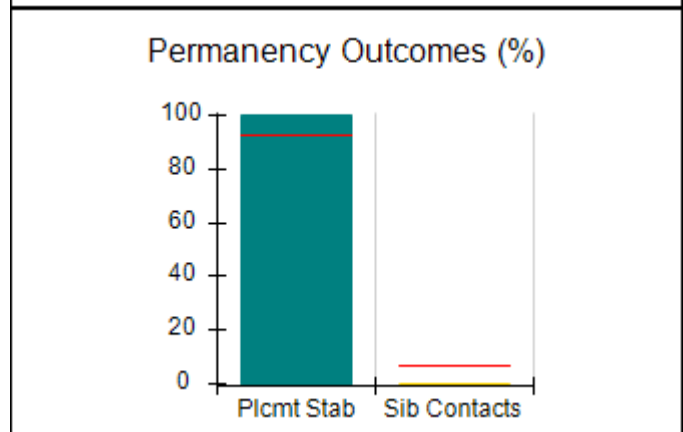
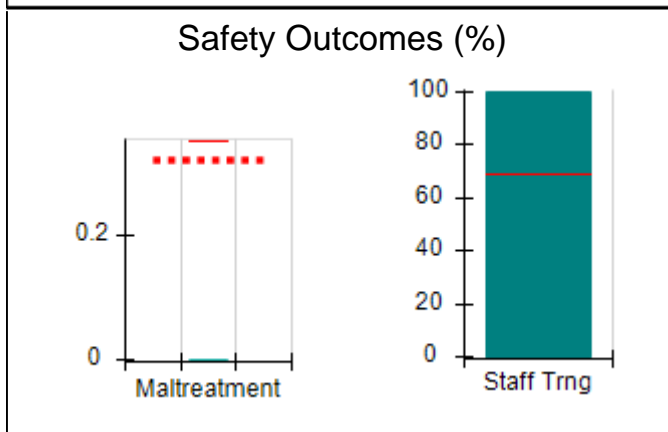
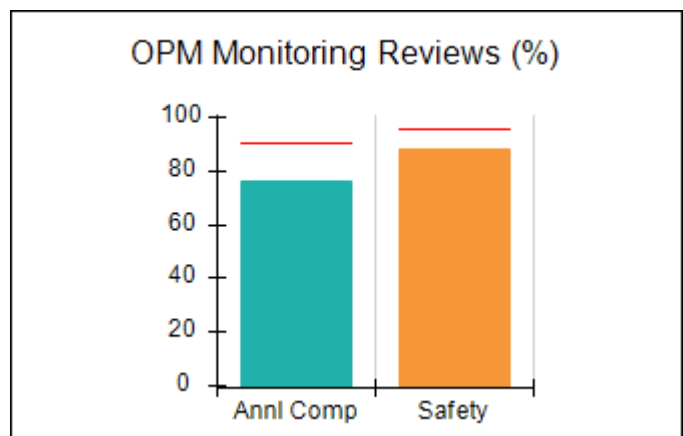
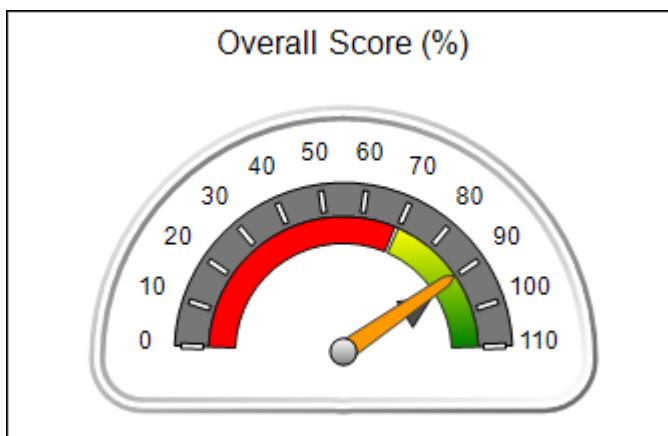
Provider/Program Name: Positive Growth - Ponce De Leon Ave. (795) - CCI

4036 Ponce De Leon Ave., Clarkston, GA 30021 Phone: 404-292-6420 Vendor ID# 35546	Quarterly Scores (Grades)		Current Quarter Score (Grade)
	Q1: 89.71 (B+)	Q2: 81.12 (B-)	89.71% (B+)
	Q3: 78.05 (C+)	Q4: 92.64 (A-)	
Program Census Information:	# Children in Care During Quarter: 18	# Placements During Quarter: 18	# Children in Care On Last Day: 16

Quarterly Provider Comparisons to All CCIs

■■■■■■■■ indicates MalTx Threshold

▼ ————— indicates average for all CCIs





DHS, DFCS, Office of Provider Management
Performance-Based Placement Measures
RBWO Provider GA+SCORECARD - CCI
Report Quarter: Q1 FY2016



Provider/Program Name: Positive Growth - Ponce De Leon Ave. (795) - CCI

4036 Ponce De Leon Ave., Clarkston, GA 30021 Phone: 404-292-6420 Vendor ID# 35546	Quarterly Scores (Grades)		Current Quarter Score (Grade)
	Q1: 89.71 (B+)	Q2: 81.12 (B-)	89.71%
	Q3: 78.05 (C+)	Q4: 92.64 (A-)	(B+)

Program Census Information:	# Children in Care During Quarter: 18	# Placements During Quarter: 18	# Children in Care On Last Day: 16
-----------------------------	---------------------------------------	---------------------------------	------------------------------------

	Avg Performance All CCIs (%)	Provider Performance (%)*	Possible Points (Weight)	Provider Points Earned
--	-------------------------------------	----------------------------------	---------------------------------	-------------------------------

OPM Monitoring Reviews

Annual Comprehensive Reviews	90%	76%	25	19.10
Safety Reviews	96%	88%	15	13.25
Monitoring Sub-Total			40	32.35

CCI Safety Outcomes

Incidence of Maltreatment	0.35%	No Substantiated Reports	10	10.00
Staff Training	69%	100%	4	4.00
Safety Sub-Total			14	14.00

CCI Permanency Outcomes

Placement Stability	93%	100%	15	15.00
Sibling Contacts	7%	0%	5	0.00
Permanency Sub-Total			20	15.00

CCI Well-Being Outcomes

EPSDT Medical Visits	91%	100%	4	4.00
EPSDT Dental Visits	89%	94%	4	3.76
Academic Supports	82%	90%	4	3.60
Provider ECEM Visits	80%	50%	7	3.50
Provider General Contacts	77%	50%	7	3.50
Well-Being Sub-Total			26	18.36

*Performance calculation descriptions can be found in the FY 2016 RBWO PBP Measurements and Standards Guide.

Monitoring & Outcomes: Possible Points = 100		Points Earned = 79.71	
Score Before Incentives Credit		79.71%	
Incentives Awarded		10.00 pts	
PBP Verification		N/A pts	
Total Score		89.71%	

Provider/Program Name: Positive Growth - Ponce De Leon Ave. (795) - CCI



DHS, DFCS, Office of Provider Management
Performance-Based Placement Measures
RBWO Provider GA+SCORECARD - CCI



Report Quarter: Q1 FY2016

Program Census Information:		# Children in Care During Quarter: 18	# Placements During Quarter: 18	# Children in Care On Last Day: 16
CCI Incentive Credits	Avg Performance All CCIs (Points)	Provider Performance (%)*	Possible Points (Weight)	Provider Points Earned
Early EPSDT Medical Visits		100%	2	2.00
Early EPSDT Dental Visits		80%	2	1.60
Permanency Contacts		0%	5	0.00
Additional Academic Supports		83%	2	1.66
Active Agency Accreditation		50%	4	2.00
Staff Clinical Licensure		0%	5	0.00
Behavior Management (threshold = 0)		100%	4	4.00
Incentives Total	7.91		24	11.26
Maximum total combined incentive credit allowed is 10 points.			Incentives Awarded	10.00

*Performance calculation descriptions can be found in the FY 2016 RBWO PBP Measurements and Standards Guide.

Child Protective Services Investigations and Dispositions		
The following investigations data, which is not used for scoring but is considered significant to a provider's performance, is from Georgia SHINES and is not considered final or complete until the end of the fiscal year.		
Total Reports:	1	
Number Screened In:	1	
Number Screened Out:	0	
Number Substantiated:	0	
Number Unsubstantiated:	0	
Number Active CPS Investigations:	1	



DHS, DFCS, Office of Provider Management
Performance-Based Placement Measures
RBWO Provider GA+SCORECARD - CCI



Report Quarter: Q1 FY2016

Provider/Program Name: Positive Growth - Ponce de Leon Ave. II - TLP (955) - CCI

4050 East Ponce de Leon Avenue, Clarkston, GA 30021

Phone: 404 292-6420

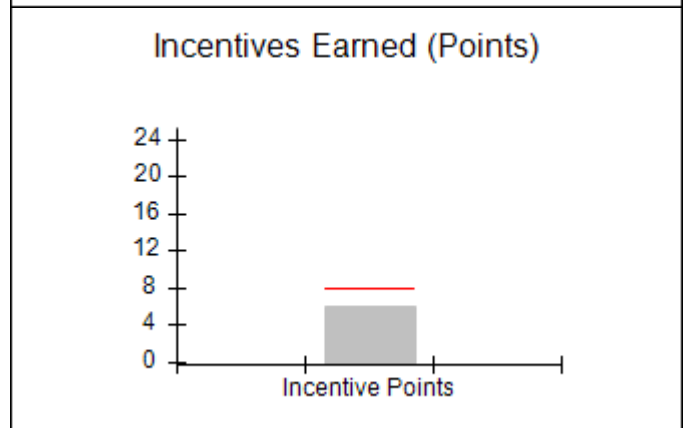
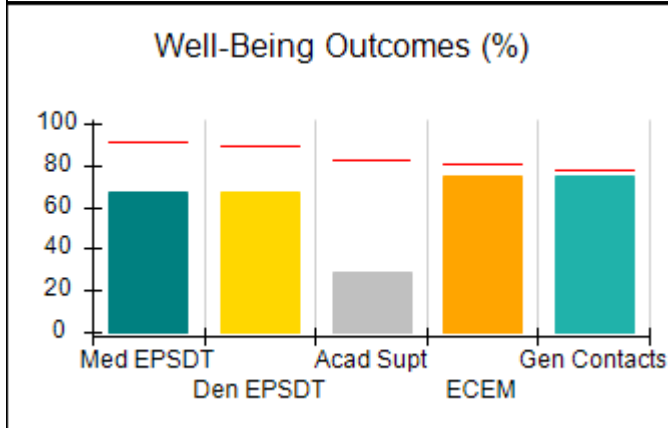
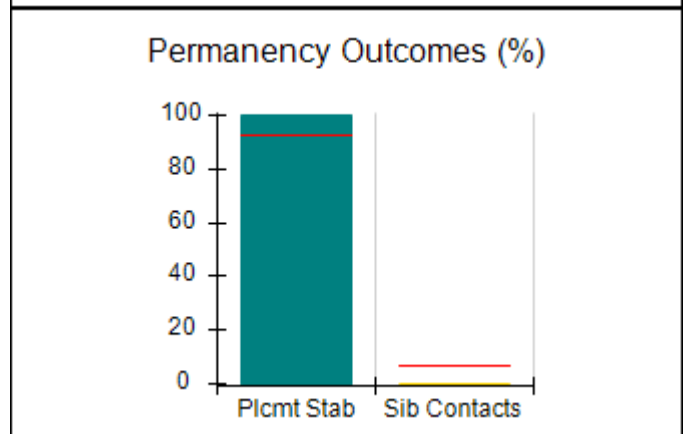
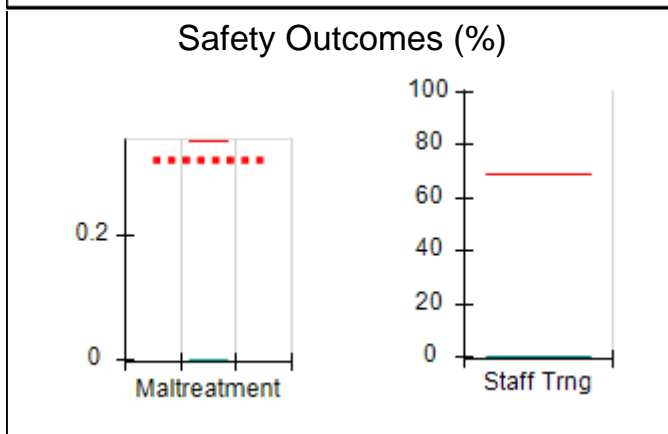
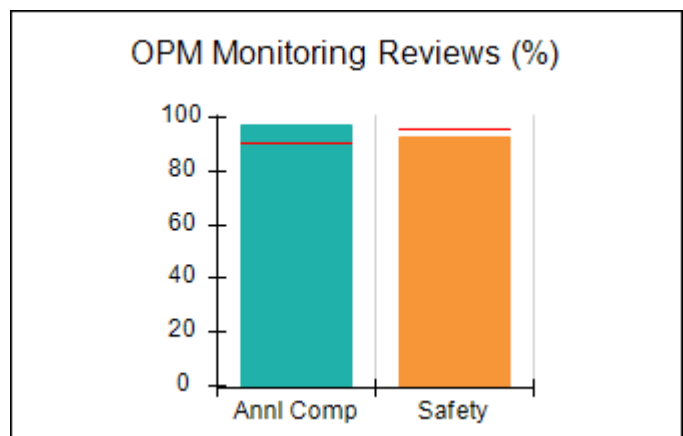
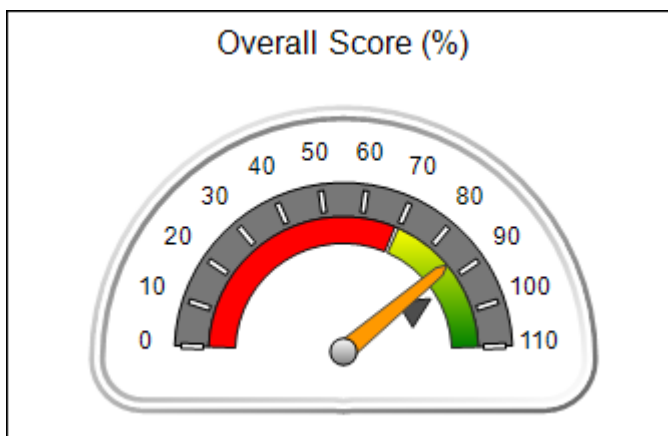
Vendor ID# 71783

Quarterly Scores (Grades)		Current Quarter Score (Grade)
Q1: 86.34 (B)	Q2: 91.11 (A-)	86.34% (B)
Q3: 92.67 (A-)	Q4: 92.10 (A-)	
Program Census Information:		# Children in Care During Quarter: 4
		# Placements During Quarter: 4
		# Children in Care On Last Day: 4

Quarterly Provider Comparisons to All CCIs

■■■■■■■■ indicates MalTx Threshold

▼ ————— indicates average for all CCIs





DHS, DFCS, Office of Provider Management
Performance-Based Placement Measures
RBWO Provider GA+SCORECARD - CCI



Report Quarter: Q1 FY2016

Provider/Program Name: Positive Growth - Ponce de Leon Ave. II - TLP (955) - CCI				
4050 East Ponce de Leon Avenue, Clarkston, GA 30021		Quarterly Scores (Grades)		Current Quarter Score (Grade)
Phone: 404 292-6420		Q1: 86.34 (B)	Q2: 91.11 (A-)	86.34%
Vendor ID# 71783		Q3: 92.67 (A-)	Q4: 92.10 (A-)	(B)
Program Census Information:		# Children in Care During Quarter: 4	# Placements During Quarter: 4	# Children in Care On Last Day: 4
	Avg Performance All CCIs (%)	Provider Performance (%)*	Possible Points (Weight)	Provider Points Earned
OPM Monitoring Reviews				
Annual Comprehensive Reviews	90%	98%	25	24.42
Safety Reviews	96%	93%	15	13.91
Monitoring Sub-Total			40	38.32
CCI Safety Outcomes				
Incidence of Maltreatment	0.35%	No Substantiated Reports	10	10.00
Staff Training	69%	0%	4	0.00
Safety Sub-Total			14	10.00
CCI Permanency Outcomes				
Placement Stability	93%	100%	15	15.00
Sibling Contacts	7%	0%	5	0.00
Permanency Sub-Total			20	15.00
CCI Well-Being Outcomes				
EPSDT Medical Visits	91%	67%	4	2.68
EPSDT Dental Visits	89%	67%	4	2.68
Academic Supports	82%	29%	4	1.16
Provider ECEM Visits	80%	75%	7	5.25
Provider General Contacts	77%	75%	7	5.25
Well-Being Sub-Total			26	17.02
*Performance calculation descriptions can be found in the FY 2016 RBWO PBP Measurements and Standards Guide.				

Monitoring & Outcomes: Possible Points = 100		Points Earned = 80.34	
Score Before Incentives Credit			80.34%
Incentives Awarded			6.00 pts
PBP Verification			N/A pts
Total Score			86.34%

Provider/Program Name: Positive Growth - Ponce de Leon Ave. II - TLP (955) - CCI



DHS, DFCS, Office of Provider Management
Performance-Based Placement Measures
RBWO Provider GA+SCORECARD - CCI



Report Quarter: Q1 FY2016

Program Census Information:		# Children in Care During Quarter: 4	# Placements During Quarter: 4	# Children in Care On Last Day: 4
CCI Incentive Credits	Avg Performance All CCIs (Points)	Provider Performance (%)*	Possible Points (Weight)	Provider Points Earned
Early EPSDT Medical Visits		0%	2	0.00
Early EPSDT Dental Visits		0%	2	0.00
Permanency Contacts		0%	5	0.00
Additional Academic Supports		0%	2	0.00
Active Agency Accreditation		50%	4	2.00
Staff Clinical Licensure		0%	5	0.00
Behavior Management (threshold = 0)		100%	4	4.00
Incentives Total	7.91		24	6.00
Maximum total combined incentive credit allowed is 10 points.			Incentives Awarded	6.00

*Performance calculation descriptions can be found in the FY 2016 RBWO PBP Measurements and Standards Guide.

Child Protective Services Investigations and Dispositions		
The following investigations data, which is not used for scoring but is considered significant to a provider's performance, is from Georgia SHINES and is not considered final or complete until the end of the fiscal year.		
Total Reports:	0	
Number Screened In:	0	
Number Screened Out:	0	
Number Substantiated:	0	
Number Unsubstantiated:	0	
Number Active CPS Investigations:	0	



DHS, DFCS, Office of Provider Management
Performance-Based Placement Measures
RBWO Provider GA+SCORECARD - CCI



Report Quarter: Q1 FY2016

Provider/Program Name: Psychiatric Solutions (formerly HHC Augusta) - Lighthouse of Augusta (726) - CCI

3100 Perimeter Pkwy., Augusta, GA 30909

Phone: 706-651-0005

Vendor ID# 88465

Quarterly Scores (Grades)

Current Quarter Score (Grade)

Q1: 52.65 (F)

Q2: (N/A)

52.65%

Q3: (N/A)

Q4: (N/A)

(F)

Program Census Information:

Children in Care During
Quarter: 9

Placements During
Quarter: 9

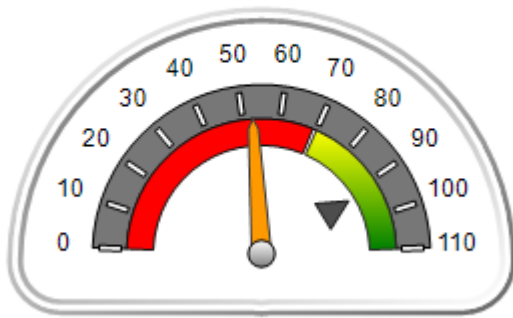
Children in Care On Last
Day: 0

Quarterly Provider Comparisons to All CCIs

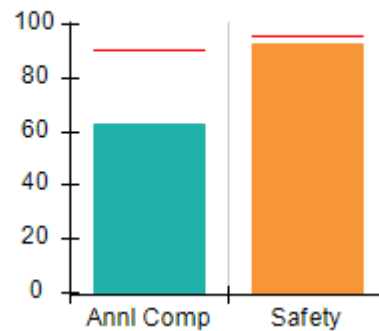
■■■■■■■■ indicates MalTx Threshold

▼ ————— indicates average for all CCIs

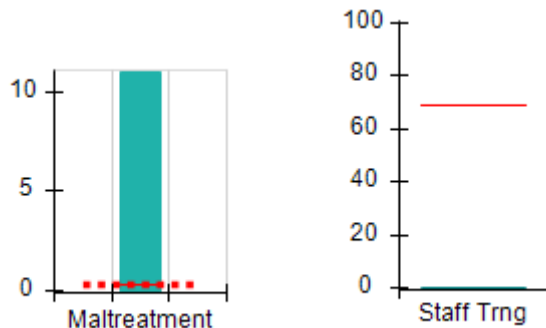
Overall Score (%)



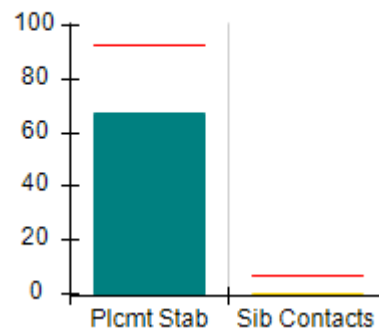
OPM Monitoring Reviews (%)



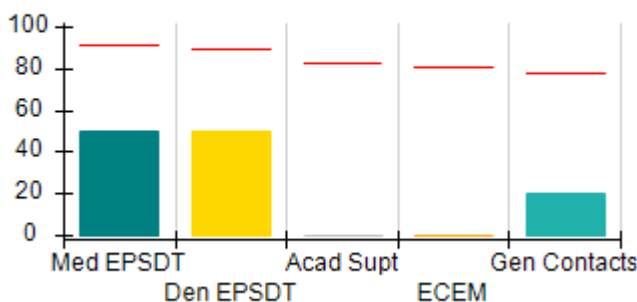
Safety Outcomes (%)



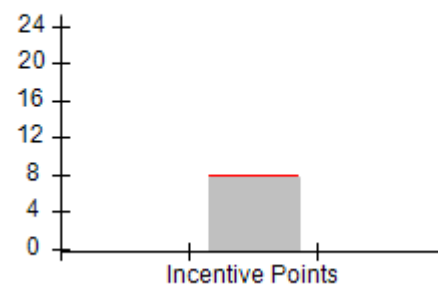
Permanency Outcomes (%)



Well-Being Outcomes (%)



Incentives Earned (Points)





DHS, DFCS, Office of Provider Management
Performance-Based Placement Measures
RBWO Provider GA+SCORECARD - CCI



Report Quarter: Q1 FY2016

Provider/Program Name: Psychiatric Solutions (formerly HHC Augusta) - Lighthouse of Augusta (726) - CCI

3100 Perimeter Pkwy., Augusta, GA 30909 Phone: 706-651-0005 Vendor ID# 88465	Quarterly Scores (Grades)		Current Quarter Score (Grade)
	Q1: 52.65 (F)	Q2: (N/A)	52.65%
	Q3: (N/A)	Q4: (N/A)	(F)

Program Census Information:	# Children in Care During Quarter: 9	# Placements During Quarter: 9	# Children in Care On Last Day: 0
------------------------------------	---	---------------------------------------	--

	Avg Performance All CCIs (%)	Provider Performance (%)*	Possible Points (Weight)	Provider Points Earned
--	-------------------------------------	----------------------------------	---------------------------------	-------------------------------

OPM Monitoring Reviews

Annual Comprehensive Reviews	90%	63%	25	15.66
Safety Reviews	96%	93%	15	13.89
Monitoring Sub-Total			40	29.54

CCI Safety Outcomes

Incidence of Maltreatment	0.35%	11% 1 Substantiated Rpt	10	0.00
Staff Training	69%	0%	4	0.00
Safety Sub-Total			14	0.00

CCI Permanency Outcomes

Placement Stability	93%	67%	15	10.05
Sibling Contacts	7%	0%	5	0.00
Permanency Sub-Total			20	10.05

CCI Well-Being Outcomes

EPSDT Medical Visits	91%	50%	4	2.00
EPSDT Dental Visits	89%	50%	4	2.00
Academic Supports	82%	0%	4	0.00
Provider ECEM Visits	80%	0%	7	0.00
Provider General Contacts	77%	20%	7	1.40
Well-Being Sub-Total			26	5.40

*Performance calculation descriptions can be found in the FY 2016 RBWO PBP Measurements and Standards Guide.

Monitoring & Outcomes: Possible Points = 100		Points Earned = 44.99	
Score Before Incentives Credit		44.99%	
Incentives Awarded		7.66 pts	
PBP Verification		N/A pts	
Total Score		52.65%	

Provider/Program Name: Psychiatric Solutions (formerly HHC Augusta) - Lighthouse of Augusta (726) - CCI



DHS, DFCS, Office of Provider Management
Performance-Based Placement Measures
RBWO Provider GA+SCORECARD - CCI



Report Quarter: Q1 FY2016

Program Census Information:		# Children in Care During Quarter: 9	# Placements During Quarter: 9	# Children in Care On Last Day: 0
CCI Incentive Credits	Avg Performance All CCIs (Points)	Provider Performance (%)*	Possible Points (Weight)	Provider Points Earned
Early EPSDT Medical Visits		50%	2	1.00
Early EPSDT Dental Visits		33%	2	0.66
Permanency Contacts		0%	5	0.00
Additional Academic Supports		0%	2	0.00
Active Agency Accreditation		50%	4	2.00
Staff Clinical Licensure		0%	5	0.00
Behavior Management (threshold = 0)		100%	4	4.00
Incentives Total	7.91		24	7.66
Maximum total combined incentive credit allowed is 10 points.			Incentives Awarded	7.66
*Performance calculation descriptions can be found in the FY 2016 RBWO PBP Measurements and Standards Guide.				

Child Protective Services Investigations and Dispositions		
The following investigations data, which is not used for scoring but is considered significant to a provider's performance, is from Georgia SHINES and is not considered final or complete until the end of the fiscal year.		
Total Reports:	5	
Number Screened In:	3	
Number Screened Out:	2	
Number Substantiated:	1	
Number Unsubstantiated:	1	
Number Active CPS Investigations:	1	



DHS, DFCS, Office of Provider Management
Performance-Based Placement Measures
RBWO Provider GA+SCORECARD - CCI



Report Quarter: Q1 FY2016

Provider/Program Name: Rainbow Children's Home - (809) - CCI

247 E. Main St., Dahlonega, GA 30533

Phone: 706-864-5110

Vendor ID# 35566

Quarterly Scores (Grades)

Current Quarter Score (Grade)

Q1: 96.09 (A)

Q2: 94.01 (A)

96.09%

Q3: 92.35 (A-)

Q4: 83.84 (B-)

(A)

Program Census Information:

Children in Care During
Quarter: 16

Placements During
Quarter: 16

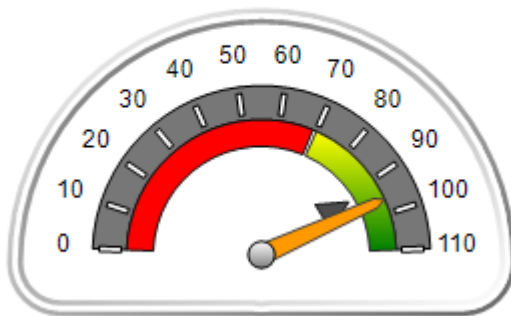
Children in Care On Last
Day: 8

Quarterly Provider Comparisons to All CCIs

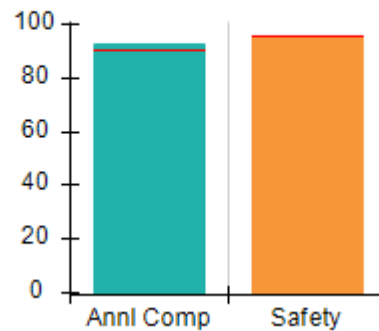
■■■■■■■■ indicates MalTx Threshold

▼ ————— indicates average for all CCIs

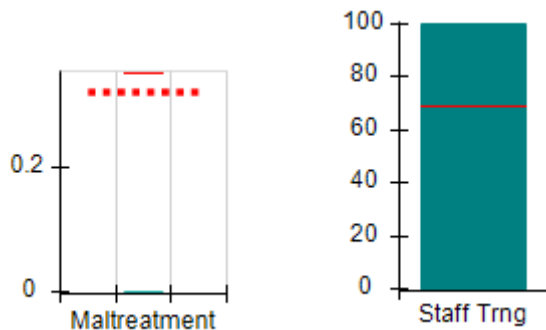
Overall Score (%)



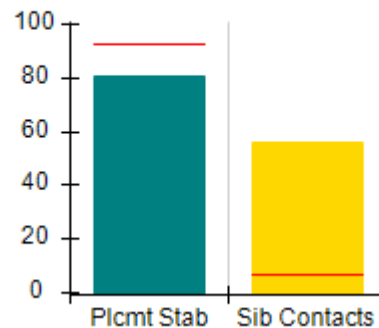
OPM Monitoring Reviews (%)



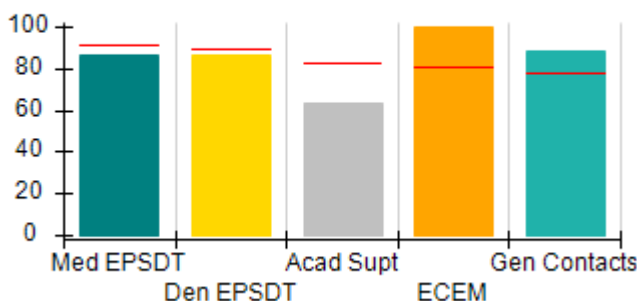
Safety Outcomes (%)



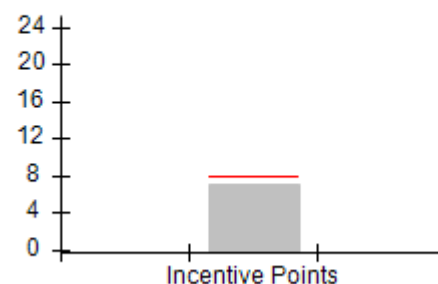
Permanency Outcomes (%)



Well-Being Outcomes (%)



Incentives Earned (Points)





DHS, DFCS, Office of Provider Management
Performance-Based Placement Measures
RBWO Provider GA+SCORECARD - CCI
Report Quarter: Q1 FY2016



Provider/Program Name: Rainbow Children's Home - (809) - CCI

247 E. Main St., Dahlonega, GA 30533 Phone: 706-864-5110 Vendor ID# 35566	Quarterly Scores (Grades)		Current Quarter Score (Grade)
	Q1: 96.09 (A)	Q2: 94.01 (A)	96.09%
	Q3: 92.35 (A-)	Q4: 83.84 (B-)	(A)

Program Census Information:	# Children in Care During Quarter: 16	# Placements During Quarter: 16	# Children in Care On Last Day: 8
-----------------------------	---------------------------------------	---------------------------------	-----------------------------------

	Avg Performance All CCIs (%)	Provider Performance (%)*	Possible Points (Weight)	Provider Points Earned
--	-------------------------------------	----------------------------------	---------------------------------	-------------------------------

OPM Monitoring Reviews

Annual Comprehensive Reviews	90%	93%	25	23.17
Safety Reviews	96%	96%	15	14.36
Monitoring Sub-Total			40	37.52

CCI Safety Outcomes

Incidence of Maltreatment	0.35%	No Substantiated Reports	10	10.00
Staff Training	69%	100%	4	4.00
Safety Sub-Total			14	14.00

CCI Permanency Outcomes

Placement Stability	93%	81%	15	12.15
Sibling Contacts	7%	56%	5	2.80
Permanency Sub-Total			20	14.95

CCI Well-Being Outcomes

EPSDT Medical Visits	91%	86%	4	3.44
EPSDT Dental Visits	89%	86%	4	3.44
Academic Supports	82%	63%	4	2.52
Provider ECEM Visits	80%	100%	7	7.00
Provider General Contacts	77%	88%	7	6.16
Well-Being Sub-Total			26	22.56

*Performance calculation descriptions can be found in the FY 2016 RBWO PBP Measurements and Standards Guide.

Monitoring & Outcomes: Possible Points = 100		Points Earned = 89.03	
Score Before Incentives Credit		89.03%	
Incentives Awarded		7.06 pts	
PBP Verification		N/A pts	
Total Score		96.09%	

Provider/Program Name: Rainbow Children's Home - (809) - CCI



DHS, DFCS, Office of Provider Management
Performance-Based Placement Measures
RBWO Provider GA+SCORECARD - CCI



Report Quarter: Q1 FY2016

Program Census Information:		# Children in Care During Quarter: 16	# Placements During Quarter: 16	# Children in Care On Last Day: 8
CCI Incentive Credits	Avg Performance All CCIs (Points)	Provider Performance (%)*	Possible Points (Weight)	Provider Points Earned
Early EPSDT Medical Visits		75%	2	1.50
Early EPSDT Dental Visits		43%	2	0.86
Permanency Contacts		14%	5	0.70
Additional Academic Supports		0%	2	0.00
Active Agency Accreditation		0%	4	0.00
Staff Clinical Licensure		0%	5	0.00
Behavior Management (threshold = 0)		100%	4	4.00
Incentives Total	7.91		24	7.06
Maximum total combined incentive credit allowed is 10 points.			Incentives Awarded	7.06
*Performance calculation descriptions can be found in the FY 2016 RBWO PBP Measurements and Standards Guide.				

Child Protective Services Investigations and Dispositions		
The following investigations data, which is not used for scoring but is considered significant to a provider's performance, is from Georgia SHINES and is not considered final or complete until the end of the fiscal year.		
Total Reports:	0	
Number Screened In:	0	
Number Screened Out:	0	
Number Substantiated:	0	
Number Unsubstantiated:	0	
Number Active CPS Investigations:	0	



DHS, DFCS, Office of Provider Management
Performance-Based Placement Measures
RBWO Provider GA+SCORECARD - CCI
Report Quarter: Q1 FY2016



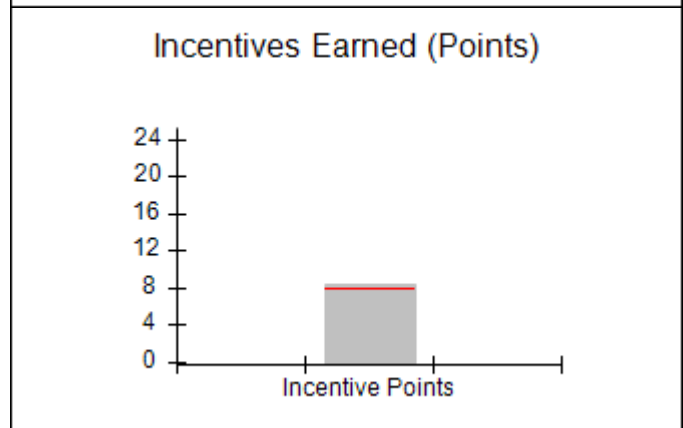
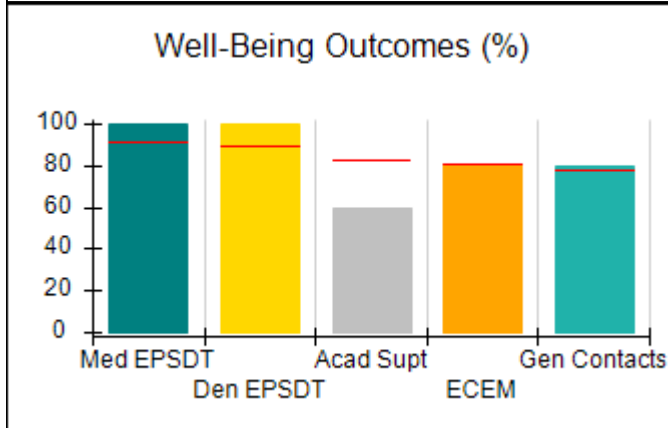
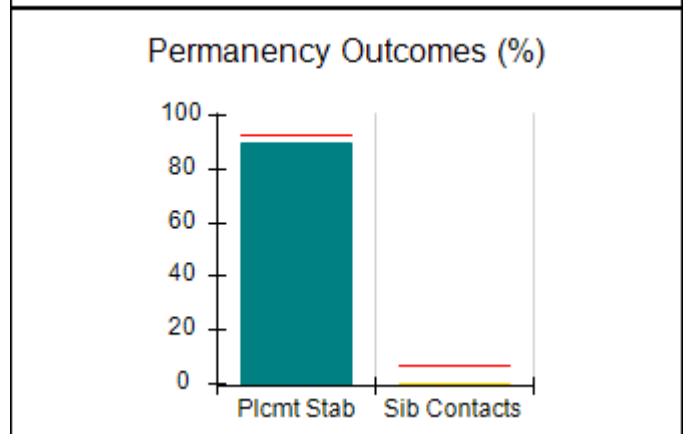
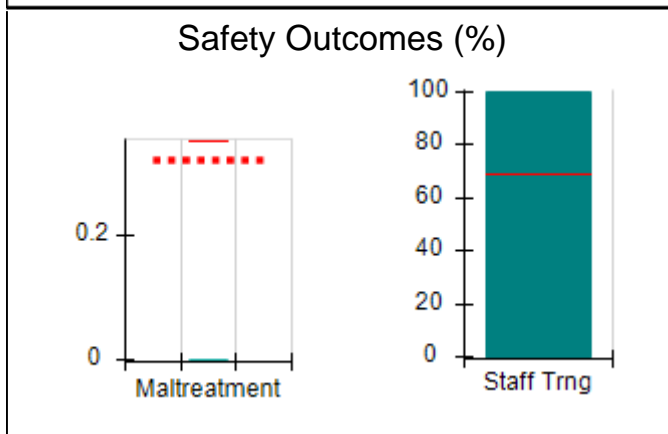
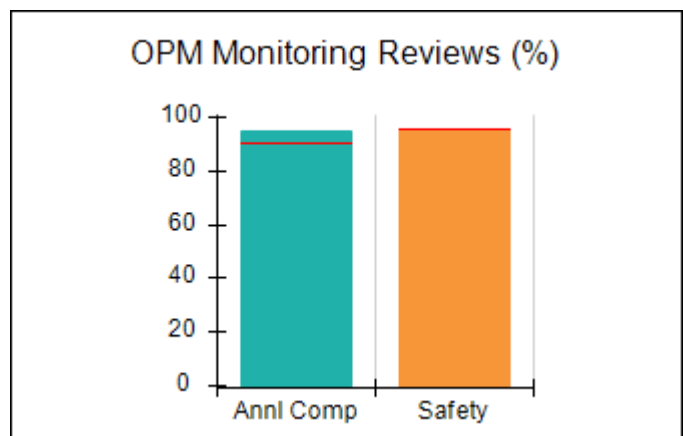
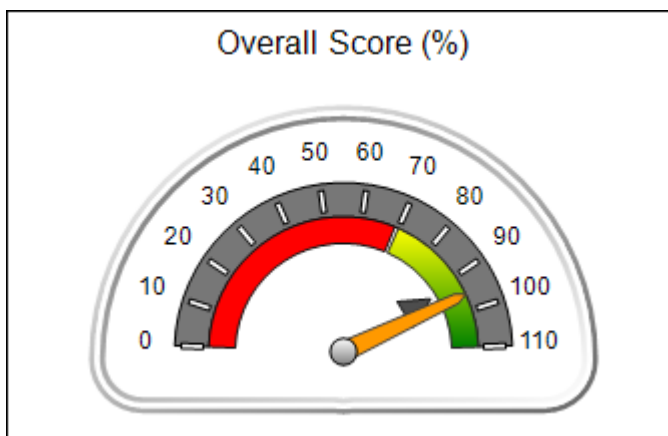
Provider/Program Name: Rainbow House Emergency Shelter for Children - (810) - CCI

879 Battle Creek Rd., Jonesboro, GA 30236 Phone: 770-478-6905 Vendor ID# 35567	Quarterly Scores (Grades)		Current Quarter Score (Grade)
	Q1: 95.57 (A)	Q2: 96.90 (A)	95.57% (A)
	Q3: 97.58 (A+)	Q4: 99.41 (A+)	
Program Census Information:	# Children in Care During Quarter: 29	# Placements During Quarter: 29	# Children in Care On Last Day: 19

Quarterly Provider Comparisons to All CCIs

■■■■■■■■ indicates MalTx Threshold

▼ ————— indicates average for all CCIs





DHS, DFCS, Office of Provider Management
Performance-Based Placement Measures
RBWO Provider GA+SCORECARD - CCI
Report Quarter: Q1 FY2016



Provider/Program Name: Rainbow House Emergency Shelter for Children - (810) - CCI

879 Battle Creek Rd., Jonesboro, GA 30236 Phone: 770-478-6905 Vendor ID# 35567	Quarterly Scores (Grades)		Current Quarter Score (Grade)
	Q1: 95.57 (A)	Q2: 96.90 (A)	95.57%
	Q3: 97.58 (A+)	Q4: 99.41 (A+)	(A)

Program Census Information:	# Children in Care During Quarter: 29	# Placements During Quarter: 29	# Children in Care On Last Day: 19
-----------------------------	---------------------------------------	---------------------------------	------------------------------------

	Avg Performance All CCIs (%)	Provider Performance (%)*	Possible Points (Weight)	Provider Points Earned
--	-------------------------------------	----------------------------------	---------------------------------	-------------------------------

OPM Monitoring Reviews

Annual Comprehensive Reviews	90%	95%	25	23.75
Safety Reviews	96%	96%	15	14.37
Monitoring Sub-Total			40	38.12

CCI Safety Outcomes

Incidence of Maltreatment	0.35%	No Substantiated Reports	10	10.00
Staff Training	69%	100%	4	4.00
Safety Sub-Total			14	14.00

CCI Permanency Outcomes

Placement Stability	93%	90%	15	13.50
Sibling Contacts	7%	0%	5	0.00
Permanency Sub-Total			20	13.50

CCI Well-Being Outcomes

EPSDT Medical Visits	91%	100%	4	4.00
EPSDT Dental Visits	89%	100%	4	4.00
Academic Supports	82%	60%	4	2.40
Provider ECEM Visits	80%	81%	7	5.67
Provider General Contacts	77%	80%	7	5.60
Well-Being Sub-Total			26	21.67

*Performance calculation descriptions can be found in the FY 2016 RBWO PBP Measurements and Standards Guide.

Monitoring & Outcomes: Possible Points = 100		Points Earned = 87.29	
Score Before Incentives Credit		87.29%	
Incentives Awarded		8.28 pts	
PBP Verification		N/A pts	
Total Score		95.57%	

Provider/Program Name: Rainbow House Emergency Shelter for Children - (810) - CCI



DHS, DFCS, Office of Provider Management
Performance-Based Placement Measures
RBWO Provider GA+SCORECARD - CCI



Report Quarter: Q1 FY2016

Program Census Information:		# Children in Care During Quarter: 29	# Placements During Quarter: 29	# Children in Care On Last Day: 19
CCI Incentive Credits	Avg Performance All CCIs (Points)	Provider Performance (%)*	Possible Points (Weight)	Provider Points Earned
Early EPSDT Medical Visits		100%	2	2.00
Early EPSDT Dental Visits		92%	2	1.84
Permanency Contacts		0%	5	0.00
Additional Academic Supports		22%	2	0.44
Active Agency Accreditation		0%	4	0.00
Staff Clinical Licensure		0%	5	0.00
Behavior Management (threshold = 0)		100%	4	4.00
Incentives Total	7.91		24	8.28
Maximum total combined incentive credit allowed is 10 points.			Incentives Awarded	8.28
*Performance calculation descriptions can be found in the FY 2016 RBWO PBP Measurements and Standards Guide.				

Child Protective Services Investigations and Dispositions		
The following investigations data, which is not used for scoring but is considered significant to a provider's performance, is from Georgia SHINES and is not considered final or complete until the end of the fiscal year.		
Total Reports:	0	
Number Screened In:	0	
Number Screened Out:	0	
Number Substantiated:	0	
Number Unsubstantiated:	0	
Number Active CPS Investigations:	0	



DHS, DFCS, Office of Provider Management
Performance-Based Placement Measures
RBWO Provider GA+SCORECARD - CCI
Report Quarter: Q1 FY2016



Provider/Program Name: Raintree Village - Lowndes County (811) - CCI

3757 Johnston Rd., Valdosta, GA 31601

Phone: 229-559-5944

Vendor ID# 35568

Quarterly Scores (Grades)

Q1: 103.06 (A+)

Q2: 104.35 (A+)

Q3: 104.01 (A+)

Q4: 103.10 (A+)

Current Quarter Score (Grade)

103.06%

(A+)

Program Census Information:

Children in Care During Quarter: 15

Placements During Quarter: 15

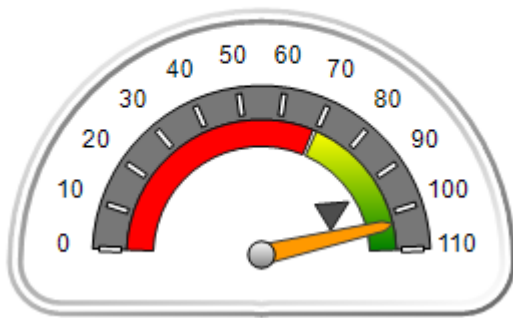
Children in Care On Last Day: 12

Quarterly Provider Comparisons to All CCIs

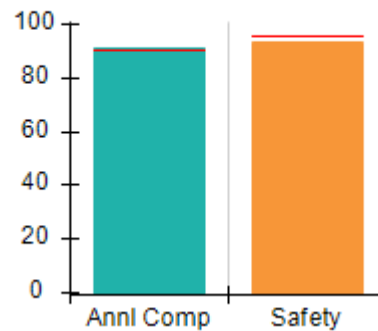
■■■■■■■■ indicates MalTx Threshold

▼ — indicates average for all CCIs

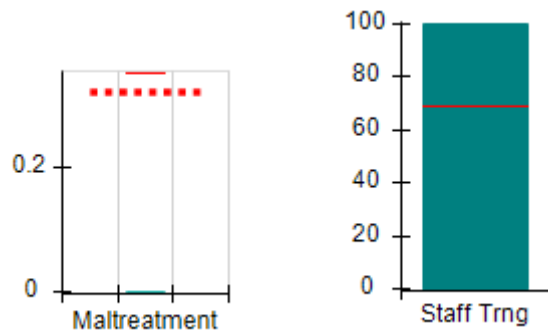
Overall Score (%)



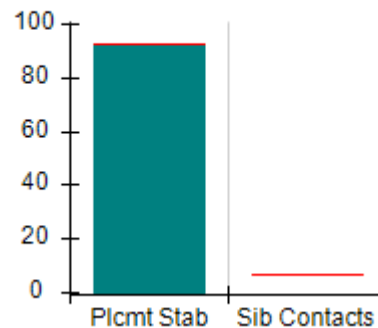
OPM Monitoring Reviews (%)



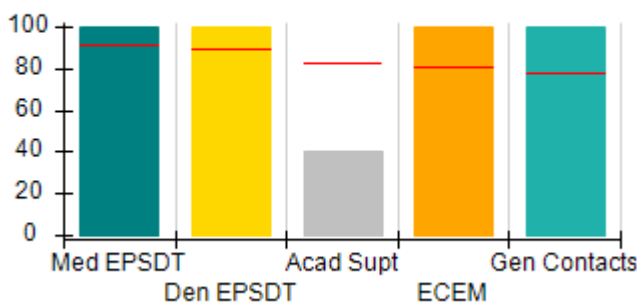
Safety Outcomes (%)



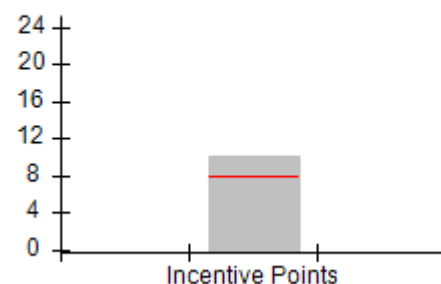
Permanency Outcomes (%)



Well-Being Outcomes (%)



Incentives Earned (Points)





DHS, DFCS, Office of Provider Management
Performance-Based Placement Measures
RBWO Provider GA+SCORECARD - CCI
Report Quarter: Q1 FY2016



Provider/Program Name: Raintree Village - Lowndes County (811) - CCI

3757 Johnston Rd., Valdosta, GA 31601 Phone: 229-559-5944 Vendor ID# 35568	Quarterly Scores (Grades)		Current Quarter Score (Grade)
	Q1: 103.06 (A+)	Q2: 104.35 (A+)	103.06% (A+)
	Q3: 104.01 (A+)	Q4: 103.10 (A+)	

Program Census Information:	# Children in Care During Quarter: 15	# Placements During Quarter: 15	# Children in Care On Last Day: 12
-----------------------------	---------------------------------------	---------------------------------	------------------------------------

	Avg Performance All CCIs (%)	Provider Performance (%)*	Possible Points (Weight)	Provider Points Earned
--	-------------------------------------	----------------------------------	---------------------------------	-------------------------------

OPM Monitoring Reviews

Annual Comprehensive Reviews	90%	91%	25	22.83
Safety Reviews	96%	94%	15	14.03
Monitoring Sub-Total			40	36.86

CCI Safety Outcomes

Incidence of Maltreatment	0.35%	No Substantiated Reports	10	10.00
Staff Training	69%	100%	4	4.00
Safety Sub-Total			14	14.00

CCI Permanency Outcomes

Placement Stability	93%	93%	20	18.60
Sibling Contacts	7%	None Planned		
Permanency Sub-Total			20	18.60

CCI Well-Being Outcomes

EPSDT Medical Visits	91%	100%	4	4.00
EPSDT Dental Visits	89%	100%	4	4.00
Academic Supports	82%	40%	4	1.60
Provider ECEM Visits	80%	100%	7	7.00
Provider General Contacts	77%	100%	7	7.00
Well-Being Sub-Total			26	23.60

*Performance calculation descriptions can be found in the FY 2016 RBWO PBP Measurements and Standards Guide.

Monitoring & Outcomes: Possible Points = 100	Points Earned = 93.06
Score Before Incentives Credit	93.06%
Incentives Awarded	10.00 pts
PBP Verification	N/A pts
Total Score	103.06%

Provider/Program Name: Raintree Village - Lowndes County (811) - CCI



DHS, DFCS, Office of Provider Management
Performance-Based Placement Measures
RBWO Provider GA+SCORECARD - CCI



Report Quarter: Q1 FY2016

Program Census Information:		# Children in Care During Quarter: 15	# Placements During Quarter: 15	# Children in Care On Last Day: 12
CCI Incentive Credits	Avg Performance All CCIs (Points)	Provider Performance (%)*	Possible Points (Weight)	Provider Points Earned
Early EPSDT Medical Visits		100%	2	2.00
Early EPSDT Dental Visits		100%	2	2.00
Permanency Contacts		0%	5	0.00
Additional Academic Supports		0%	2	0.00
Active Agency Accreditation		50%	4	2.00
Staff Clinical Licensure		0%	5	0.00
Behavior Management (threshold = 0)		100%	4	4.00
Incentives Total	7.91		24	10.00
Maximum total combined incentive credit allowed is 10 points.			Incentives Awarded	10.00

*Performance calculation descriptions can be found in the FY 2016 RBWO PBP Measurements and Standards Guide.

Child Protective Services Investigations and Dispositions		
The following investigations data, which is not used for scoring but is considered significant to a provider's performance, is from Georgia SHINES and is not considered final or complete until the end of the fiscal year.		
Total Reports:	0	
Number Screened In:	0	
Number Screened Out:	0	
Number Substantiated:	0	
Number Unsubstantiated:	0	
Number Active CPS Investigations:	0	



DHS, DFCS, Office of Provider Management
Performance-Based Placement Measures
RBWO Provider GA+SCORECARD - CCI
Report Quarter: Q1 FY2016



Provider/Program Name: Refuge House, The - (945) - CCI

702 Cloud Street, Donalsonville, GA 39845

Phone: 229 524-6654

Vendor ID# 35571

Quarterly Scores (Grades)

Current Quarter Score (Grade)

Q1: 91.90 (A-)

Q2: 81.40 (B-)

91.90%

Q3: 68.08 (D+)

Q4: 79.38 (C+)

(A-)

Program Census Information:

Children in Care During Quarter: 14

Placements During Quarter: 14

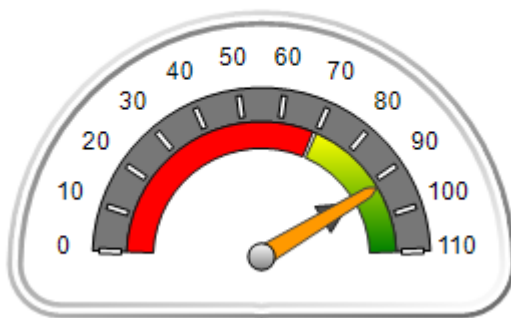
Children in Care On Last Day: 8

Quarterly Provider Comparisons to All CCIs

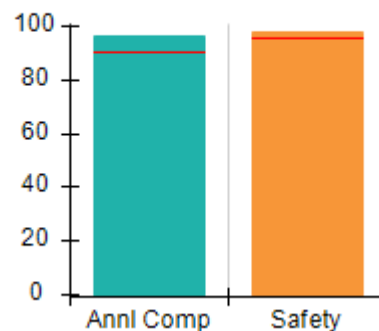
■■■■■■■■ indicates MalTx Threshold

▼ — indicates average for all CCIs

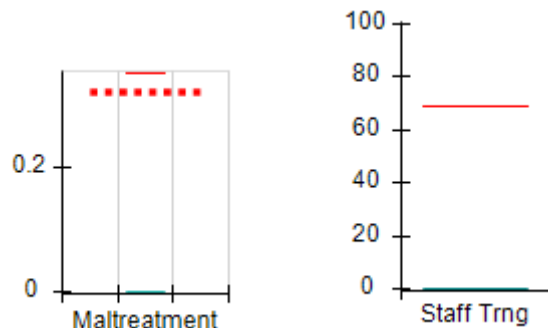
Overall Score (%)



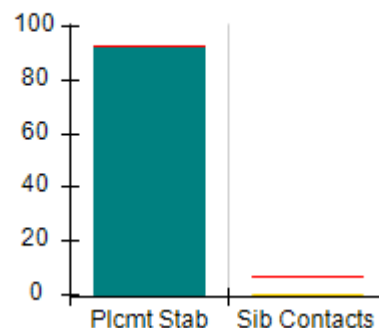
OPM Monitoring Reviews (%)



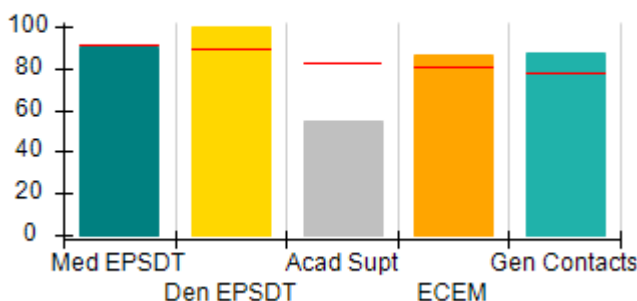
Safety Outcomes (%)



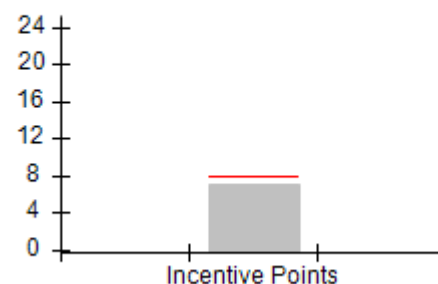
Permanency Outcomes (%)



Well-Being Outcomes (%)



Incentives Earned (Points)





DHS, DFCS, Office of Provider Management
Performance-Based Placement Measures
RBWO Provider GA+SCORECARD - CCI
Report Quarter: Q1 FY2016



Provider/Program Name: Refuge House, The - (945) - CCI

702 Cloud Street, Donalsonville, GA 39845 Phone: 229 524-6654 Vendor ID# 35571	Quarterly Scores (Grades)		Current Quarter Score (Grade)
	Q1: 91.90 (A-)	Q2: 81.40 (B-)	91.90%
	Q3: 68.08 (D+)	Q4: 79.38 (C+)	(A-)

Program Census Information:	# Children in Care During Quarter: 14	# Placements During Quarter: 14	# Children in Care On Last Day: 8
------------------------------------	--	--	--

	Avg Performance All CCIs (%)	Provider Performance (%)*	Possible Points (Weight)	Provider Points Earned
--	-------------------------------------	----------------------------------	---------------------------------	-------------------------------

OPM Monitoring Reviews

Annual Comprehensive Reviews	90%	97%	25	24.17
Safety Reviews	96%	98%	15	14.76
Monitoring Sub-Total			40	38.92

CCI Safety Outcomes

Incidence of Maltreatment	0.35%	No Substantiated Reports	10	10.00
Staff Training	69%	0%	4	0.00
Safety Sub-Total			14	10.00

CCI Permanency Outcomes

Placement Stability	93%	93%	15	13.95
Sibling Contacts	7%	0%	5	0.00
Permanency Sub-Total			20	13.95

CCI Well-Being Outcomes

EPSDT Medical Visits	91%	90%	4	3.60
EPSDT Dental Visits	89%	100%	4	4.00
Academic Supports	82%	55%	4	2.20
Provider ECEM Visits	80%	86%	7	6.02
Provider General Contacts	77%	87%	7	6.09
Well-Being Sub-Total			26	21.91

*Performance calculation descriptions can be found in the FY 2016 RBWO PBP Measurements and Standards Guide.

Monitoring & Outcomes: Possible Points = 100	Points Earned = 84.78
Score Before Incentives Credit	84.78%
Incentives Awarded	7.12 pts
PBP Verification	N/A pts
Total Score	91.90%

Provider/Program Name: Refuge House, The - (945) - CCI



DHS, DFCS, Office of Provider Management
Performance-Based Placement Measures
RBWO Provider GA+SCORECARD - CCI



Report Quarter: Q1 FY2016

Program Census Information:		# Children in Care During Quarter: 14	# Placements During Quarter: 14	# Children in Care On Last Day: 8
CCI Incentive Credits	Avg Performance All CCIs (Points)	Provider Performance (%)*	Possible Points (Weight)	Provider Points Earned
Early EPSDT Medical Visits		75%	2	1.50
Early EPSDT Dental Visits		67%	2	1.34
Permanency Contacts		0%	5	0.00
Additional Academic Supports		14%	2	0.28
Active Agency Accreditation		0%	4	0.00
Staff Clinical Licensure		0%	5	0.00
Behavior Management (threshold = 0)		100%	4	4.00
Incentives Total	7.91		24	7.12
Maximum total combined incentive credit allowed is 10 points.			Incentives Awarded	7.12
*Performance calculation descriptions can be found in the FY 2016 RBWO PBP Measurements and Standards Guide.				

Child Protective Services Investigations and Dispositions		
The following investigations data, which is not used for scoring but is considered significant to a provider's performance, is from Georgia SHINES and is not considered final or complete until the end of the fiscal year.		
Total Reports:	0	
Number Screened In:	0	
Number Screened Out:	0	
Number Substantiated:	0	
Number Unsubstantiated:	0	
Number Active CPS Investigations:	0	



DHS, DFCS, Office of Provider Management
Performance-Based Placement Measures
RBWO Provider GA+SCORECARD - CCI



Report Quarter: Q1 FY2016

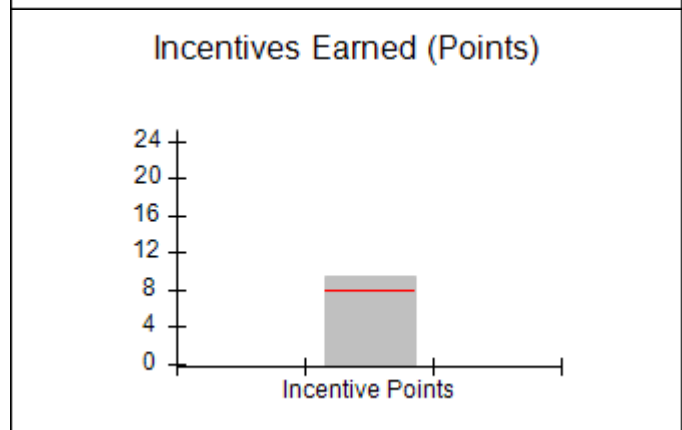
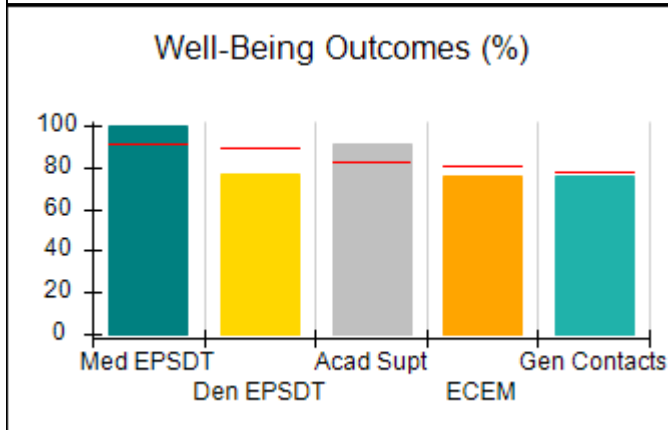
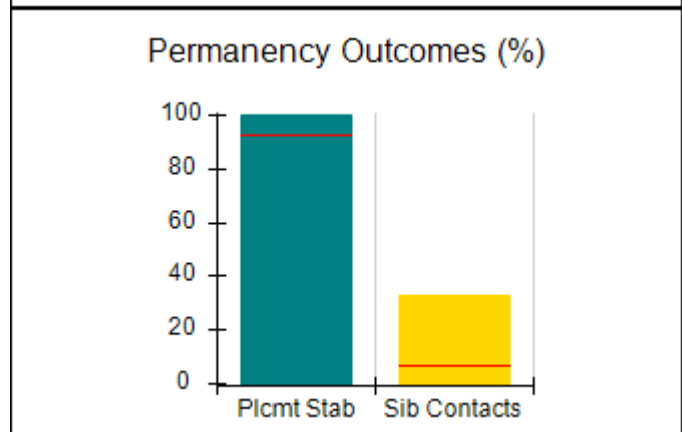
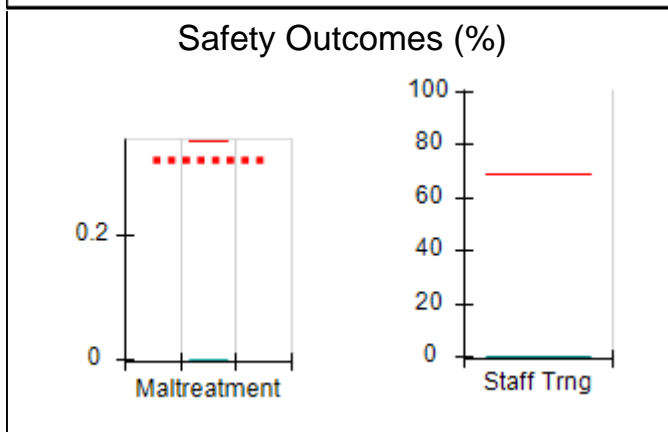
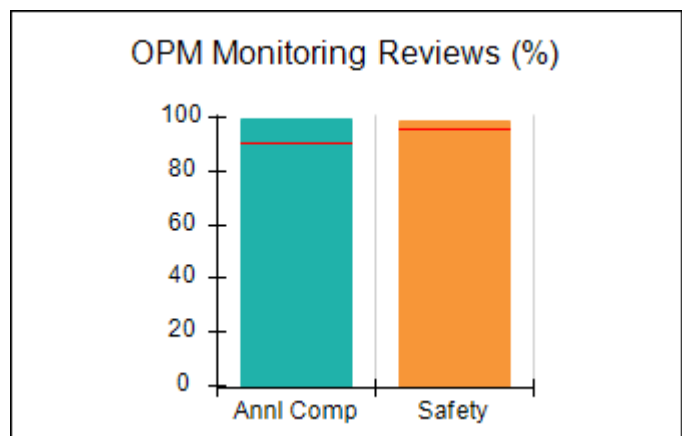
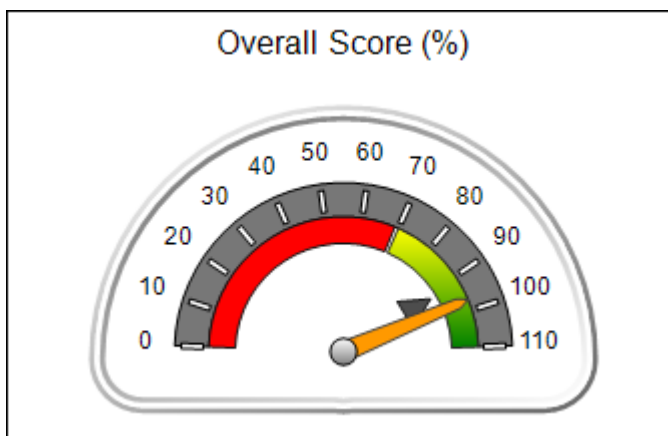
Provider/Program Name: Safe Harbor Children's Center, Inc. - (820) - CCI

2215 Gloucester St., Brunswick, GA 31520-6912 Phone: 912-267-6000 Vendor ID# 35573	Quarterly Scores (Grades)		Current Quarter Score (Grade)
	Q1: 97.11 (A+)	Q2: 93.20 (A-)	97.11%
	Q3: 95.73 (A)	Q4: 94.84 (A)	(A+)
Program Census Information:	# Children in Care During Quarter: 14	# Placements During Quarter: 14	# Children in Care On Last Day: 12

Quarterly Provider Comparisons to All CCIs

■■■■■■■■ indicates MalTx Threshold

▼ ————— indicates average for all CCIs





DHS, DFCS, Office of Provider Management
Performance-Based Placement Measures
RBWO Provider GA+SCORECARD - CCI
Report Quarter: Q1 FY2016



Provider/Program Name: Safe Harbor Children's Center, Inc. - (820) - CCI				
2215 Gloucester St., Brunswick, GA 31520-6912 Phone: 912-267-6000 Vendor ID# 35573		Quarterly Scores (Grades)		Current Quarter Score (Grade)
		Q1: 97.11 (A+)	Q2: 93.20 (A-)	97.11%
		Q3: 95.73 (A)	Q4: 94.84 (A)	(A+)
Program Census Information:		# Children in Care During Quarter: 14	# Placements During Quarter: 14	# Children in Care On Last Day: 12
	Avg Performance All CCIs (%)	Provider Performance (%)*	Possible Points (Weight)	Provider Points Earned
OPM Monitoring Reviews				
Annual Comprehensive Reviews	90%	100%	25	24.92
Safety Reviews	96%	99%	15	14.79
Monitoring Sub-Total			40	39.70
CCI Safety Outcomes				
Incidence of Maltreatment	0.35%	No Substantiated Reports	10	10.00
Staff Training	69%	0%	4	0.00
Safety Sub-Total			14	10.00
CCI Permanency Outcomes				
Placement Stability	93%	100%	15	15.00
Sibling Contacts	7%	33%	5	1.65
Permanency Sub-Total			20	16.65
CCI Well-Being Outcomes				
EPSDT Medical Visits	91%	100%	4	4.00
EPSDT Dental Visits	89%	77%	4	3.08
Academic Supports	82%	91%	4	3.64
Provider ECEM Visits	80%	76%	7	5.32
Provider General Contacts	77%	76%	7	5.32
Well-Being Sub-Total			26	21.36
*Performance calculation descriptions can be found in the FY 2016 RBWO PBP Measurements and Standards Guide.				

Monitoring & Outcomes: Possible Points = 100		Points Earned = 87.71	
Score Before Incentives Credit			87.71%
Incentives Awarded			9.40 pts
PBP Verification			N/A pts
Total Score			97.11%

Provider/Program Name: Safe Harbor Children's Center, Inc. - (820) - CCI



DHS, DFCS, Office of Provider Management
Performance-Based Placement Measures
RBWO Provider GA+SCORECARD - CCI



Report Quarter: Q1 FY2016

Program Census Information:		# Children in Care During Quarter: 14	# Placements During Quarter: 14	# Children in Care On Last Day: 12
CCI Incentive Credits	Avg Performance All CCIs (Points)	Provider Performance (%)*	Possible Points (Weight)	Provider Points Earned
Early EPSDT Medical Visits		100%	2	2.00
Early EPSDT Dental Visits		63%	2	1.26
Permanency Contacts		0%	5	0.00
Additional Academic Supports		82%	2	1.64
Active Agency Accreditation		0%	4	0.00
Staff Clinical Licensure		10%	5	0.50
Behavior Management (threshold = 0)		100%	4	4.00
Incentives Total	7.91		24	9.40
Maximum total combined incentive credit allowed is 10 points.			Incentives Awarded	9.40
*Performance calculation descriptions can be found in the FY 2016 RBWO PBP Measurements and Standards Guide.				

Child Protective Services Investigations and Dispositions		
The following investigations data, which is not used for scoring but is considered significant to a provider's performance, is from Georgia SHINES and is not considered final or complete until the end of the fiscal year.		
Total Reports:	0	
Number Screened In:	0	
Number Screened Out:	0	
Number Substantiated:	0	
Number Unsubstantiated:	0	
Number Active CPS Investigations:	0	



DHS, DFCS, Office of Provider Management
Performance-Based Placement Measures
RBWO Provider GA+SCORECARD - CCI



Report Quarter: Q1 FY2016

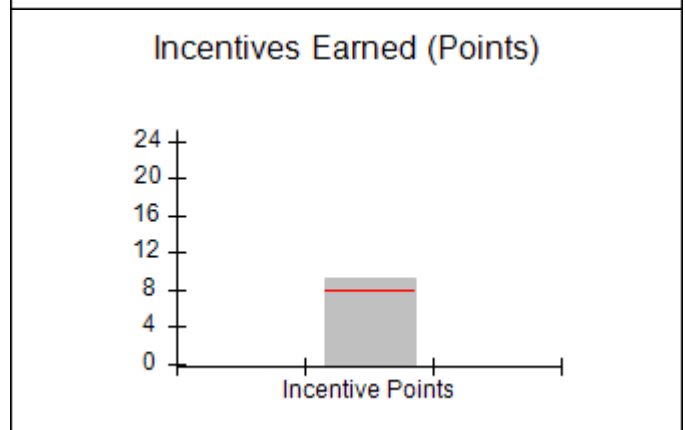
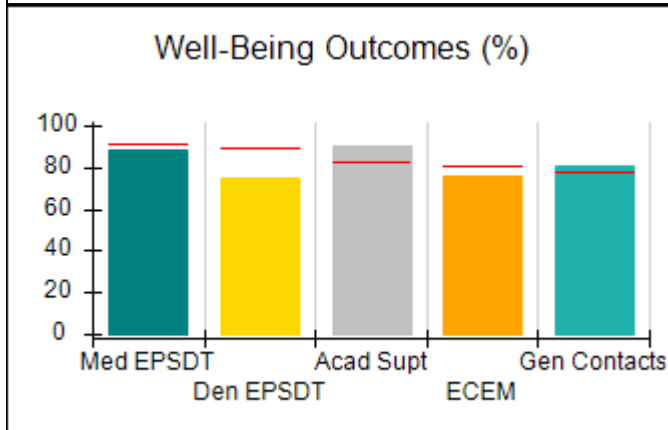
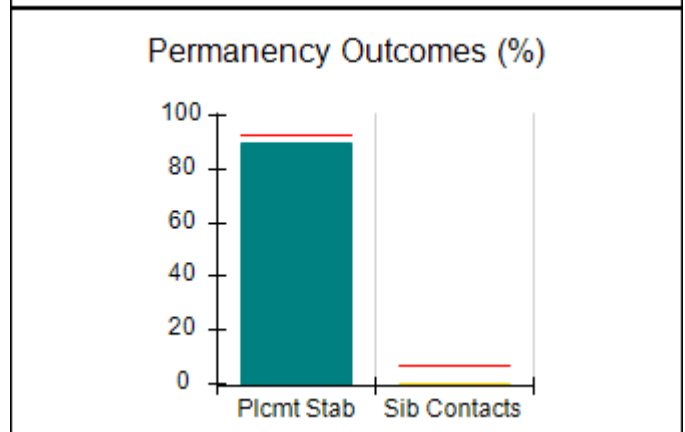
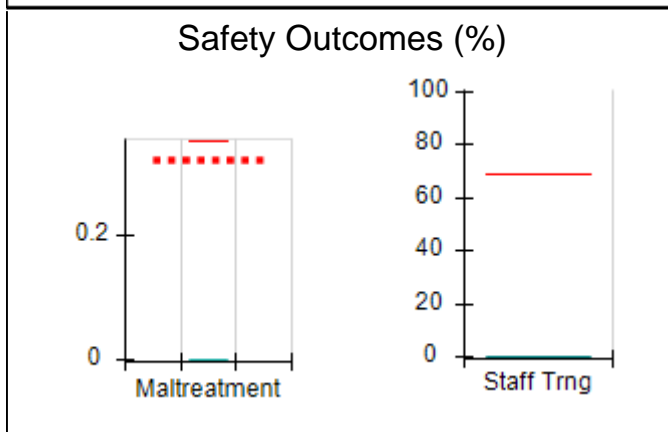
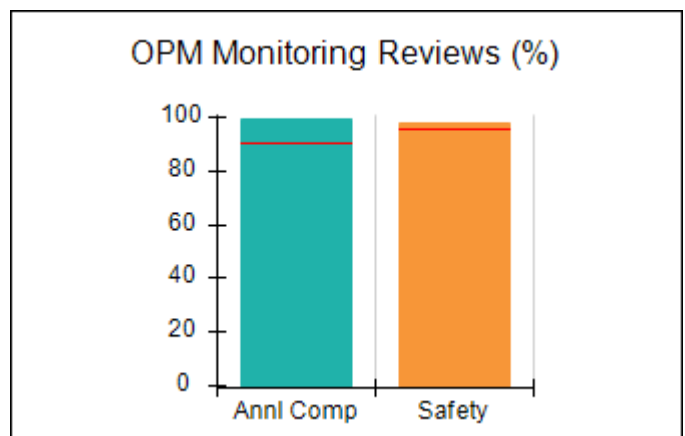
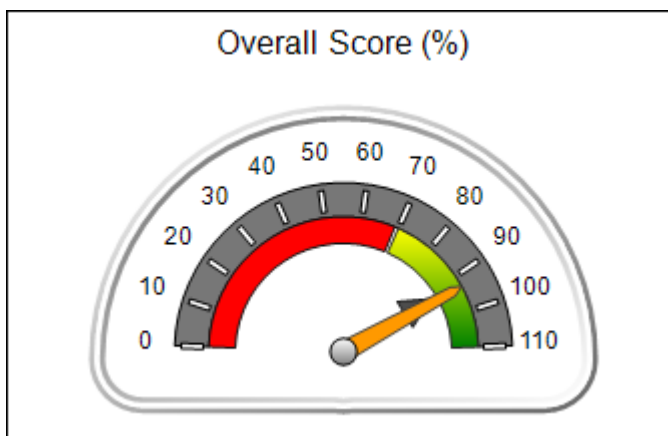
Provider/Program Name: Safe Harbor Children's Center, Inc. - Hamer House (4958) - CCI

2016 Atlanta Ave, Brunswick, GA 31520 Phone: 912-267-6000 Vendor ID# 89585	Quarterly Scores (Grades)		Current Quarter Score (Grade)
	Q1: 93.26 (A-)	Q2: 97.17 (A+)	93.26% (A-)
	Q3: 84.90 (B)	Q4: 88.20 (B+)	
Program Census Information:	# Children in Care During Quarter: 10	# Placements During Quarter: 10	# Children in Care On Last Day: 7

Quarterly Provider Comparisons to All CCIs

■■■■■■■■ indicates MalTx Threshold

▼ — indicates average for all CCIs





DHS, DFCS, Office of Provider Management
Performance-Based Placement Measures
RBWO Provider GA+SCORECARD - CCI
Report Quarter: Q1 FY2016



Provider/Program Name: Safe Harbor Children's Center, Inc. - Hamer House (4958) - CCI

2016 Atlanta Ave, Brunswick, GA 31520 Phone: 912-267-6000 Vendor ID# 89585	Quarterly Scores (Grades)		Current Quarter Score (Grade)
	Q1: 93.26 (A-)	Q2: 97.17 (A+)	93.26%
	Q3: 84.90 (B)	Q4: 88.20 (B+)	(A-)

Program Census Information:	# Children in Care During Quarter: 10	# Placements During Quarter: 10	# Children in Care On Last Day: 7
-----------------------------	---------------------------------------	---------------------------------	-----------------------------------

	Avg Performance All CCIs (%)	Provider Performance (%)*	Possible Points (Weight)	Provider Points Earned
--	-------------------------------------	----------------------------------	---------------------------------	-------------------------------

OPM Monitoring Reviews

Annual Comprehensive Reviews	90%	99%	25	24.83
Safety Reviews	96%	98%	15	14.68
Monitoring Sub-Total			40	39.51

CCI Safety Outcomes

Incidence of Maltreatment	0.35%	No Substantiated Reports	10	10.00
Staff Training	69%	0%	4	0.00
Safety Sub-Total			14	10.00

CCI Permanency Outcomes

Placement Stability	93%	90%	15	13.50
Sibling Contacts	7%	0%	5	0.00
Permanency Sub-Total			20	13.50

CCI Well-Being Outcomes

EPSDT Medical Visits	91%	88%	4	3.52
EPSDT Dental Visits	89%	75%	4	3.00
Academic Supports	82%	90%	4	3.60
Provider ECEM Visits	80%	76%	7	5.32
Provider General Contacts	77%	81%	7	5.67
Well-Being Sub-Total			26	21.11

*Performance calculation descriptions can be found in the FY 2016 RBWO PBP Measurements and Standards Guide.

Monitoring & Outcomes: Possible Points = 100		Points Earned = 84.12	
Score Before Incentives Credit		84.12%	
Incentives Awarded		9.14 pts	
PBP Verification		N/A pts	
Total Score		93.26%	

Provider/Program Name: Safe Harbor Children's Center, Inc. - Hamer House (4958) - CCI



DHS, DFCS, Office of Provider Management
Performance-Based Placement Measures
RBWO Provider GA+SCORECARD - CCI



Report Quarter: Q1 FY2016

Program Census Information:		# Children in Care During Quarter: 10	# Placements During Quarter: 10	# Children in Care On Last Day: 7
CCI Incentive Credits	Avg Performance All CCIs (Points)	Provider Performance (%)*	Possible Points (Weight)	Provider Points Earned
Early EPSDT Medical Visits		67%	2	1.34
Early EPSDT Dental Visits		50%	2	1.00
Permanency Contacts		0%	5	0.00
Additional Academic Supports		90%	2	1.80
Active Agency Accreditation		0%	4	0.00
Staff Clinical Licensure		20%	5	1.00
Behavior Management (threshold = 0)		100%	4	4.00
Incentives Total	7.91		24	9.14
Maximum total combined incentive credit allowed is 10 points.			Incentives Awarded	9.14
*Performance calculation descriptions can be found in the FY 2016 RBWO PBP Measurements and Standards Guide.				

Child Protective Services Investigations and Dispositions		
The following investigations data, which is not used for scoring but is considered significant to a provider's performance, is from Georgia SHINES and is not considered final or complete until the end of the fiscal year.		
Total Reports:	0	
Number Screened In:	0	
Number Screened Out:	0	
Number Substantiated:	0	
Number Unsubstantiated:	0	
Number Active CPS Investigations:	0	



DHS, DFCS, Office of Provider Management
Performance-Based Placement Measures
RBWO Provider GA+SCORECARD - CCI



Report Quarter: Q1 FY2016

Provider/Program Name: Seeds of Excellence - (5154) - CCI

947 Bryant Hill Road, Marshallville, GA 31057

Phone: 678-468-4880

Vendor ID# 117776

Quarterly Scores (Grades)

Current Quarter Score (Grade)

Q1: 88.07 (B+)

Q2: 95.39 (A)

88.07%

Q3: 82.48 (B-)

Q4: 70.14 (C-)

(B+)

Program Census Information:

Children in Care During
Quarter: 7

Placements During
Quarter: 7

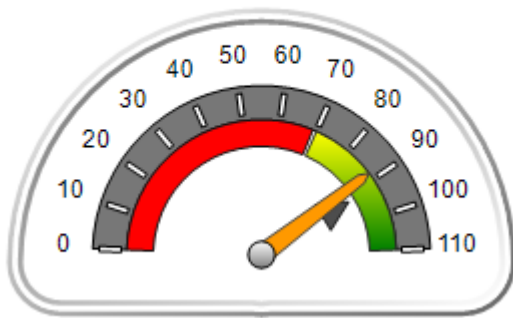
Children in Care On Last
Day: 5

Quarterly Provider Comparisons to All CCIs

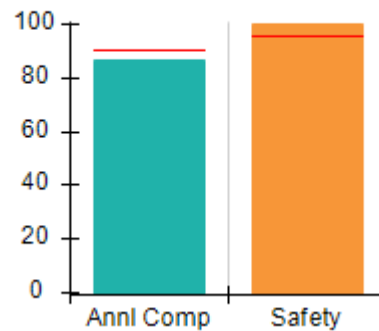
■■■■■■■■ indicates MalTx Threshold

▼ ————— indicates average for all CCIs

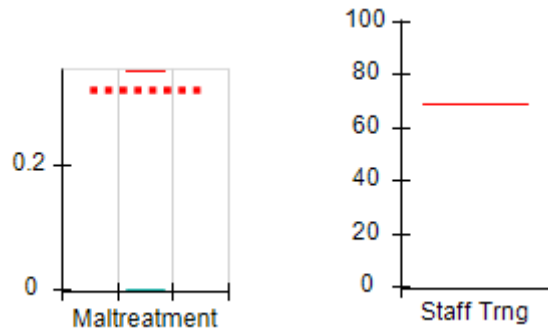
Overall Score (%)



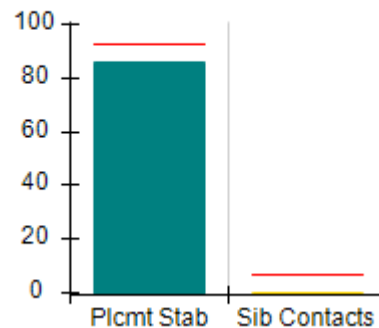
OPM Monitoring Reviews (%)



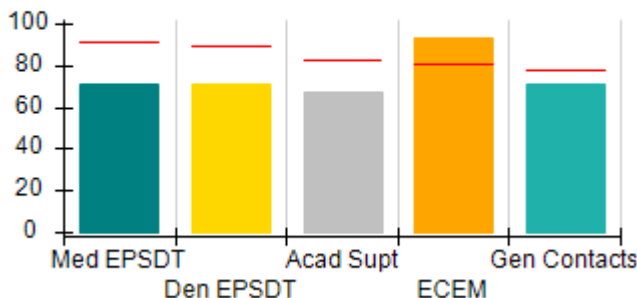
Safety Outcomes (%)



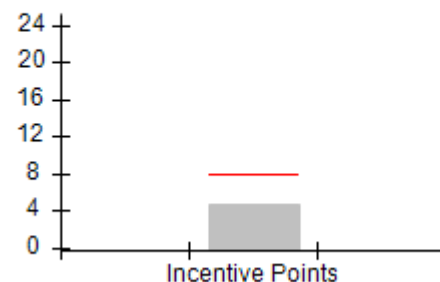
Permanency Outcomes (%)



Well-Being Outcomes (%)



Incentives Earned (Points)





DHS, DFCS, Office of Provider Management
Performance-Based Placement Measures
RBWO Provider GA+SCORECARD - CCI
Report Quarter: Q1 FY2016



Provider/Program Name: Seeds of Excellence - (5154) - CCI

947 Bryant Hill Road, Marshallville, GA 31057 Phone: 678-468-4880 Vendor ID# 117776	Quarterly Scores (Grades)		Current Quarter Score (Grade)
	Q1: 88.07 (B+)	Q2: 95.39 (A)	88.07% (B+)
	Q3: 82.48 (B-)	Q4: 70.14 (C-)	

Program Census Information:	# Children in Care During Quarter: 7	# Placements During Quarter: 7	# Children in Care On Last Day: 5
------------------------------------	---	---------------------------------------	--

	Avg Performance All CCIs (%)	Provider Performance (%)*	Possible Points (Weight)	Provider Points Earned
--	-------------------------------------	----------------------------------	---------------------------------	-------------------------------

OPM Monitoring Reviews

Annual Comprehensive Reviews	90%	87%	25	21.67
Safety Reviews	96%	100%	15	15.00
Monitoring Sub-Total			40	36.67

CCI Safety Outcomes

Incidence of Maltreatment	0.35%	No Substantiated Reports	14	14.00
Staff Training	69%	Not Eligible		
Safety Sub-Total			14	14.00

CCI Permanency Outcomes

Placement Stability	93%	86%	15	12.90
Sibling Contacts	7%	0%	5	0.00
Permanency Sub-Total			20	12.90

CCI Well-Being Outcomes

EPSDT Medical Visits	91%	71%	4	2.84
EPSDT Dental Visits	89%	71%	4	2.84
Academic Supports	82%	67%	4	2.68
Provider ECEM Visits	80%	93%	7	6.51
Provider General Contacts	77%	71%	7	4.97
Well-Being Sub-Total			26	19.84

*Performance calculation descriptions can be found in the FY 2016 RBWO PBP Measurements and Standards Guide.

Monitoring & Outcomes: Possible Points = 100	Points Earned = 83.41
Score Before Incentives Credit	83.41%
Incentives Awarded	4.66 pts
PBP Verification	N/A pts
Total Score	88.07%

Provider/Program Name: Seeds of Excellence - (5154) - CCI



DHS, DFCS, Office of Provider Management
Performance-Based Placement Measures
RBWO Provider GA+SCORECARD - CCI



Report Quarter: Q1 FY2016

Program Census Information:		# Children in Care During Quarter: 7	# Placements During Quarter: 7	# Children in Care On Last Day: 5
CCI Incentive Credits	Avg Performance All CCIs (Points)	Provider Performance (%)*	Possible Points (Weight)	Provider Points Earned
Early EPSDT Medical Visits		0%	2	0.00
Early EPSDT Dental Visits		33%	2	0.66
Permanency Contacts		0%	5	0.00
Additional Academic Supports		0%	2	0.00
Active Agency Accreditation		0%	4	0.00
Staff Clinical Licensure		0%	5	0.00
Behavior Management (threshold = 0)		100%	4	4.00
Incentives Total	7.91		24	4.66
Maximum total combined incentive credit allowed is 10 points.			Incentives Awarded	4.66
*Performance calculation descriptions can be found in the FY 2016 RBWO PBP Measurements and Standards Guide.				

Child Protective Services Investigations and Dispositions

The following investigations data, which is not used for scoring but is considered significant to a provider's performance, is from Georgia SHINES and is not considered final or complete until the end of the fiscal year.

Total Reports:	0
Number Screened In:	0
Number Screened Out:	0
Number Substantiated:	0
Number Unsubstantiated:	0
Number Active CPS Investigations:	0



DHS, DFCS, Office of Provider Management
Performance-Based Placement Measures
RBWO Provider GA+SCORECARD - CCI



Report Quarter: Q1 FY2016

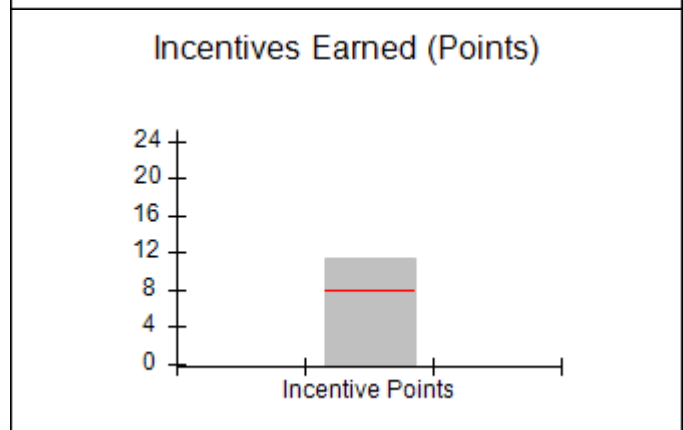
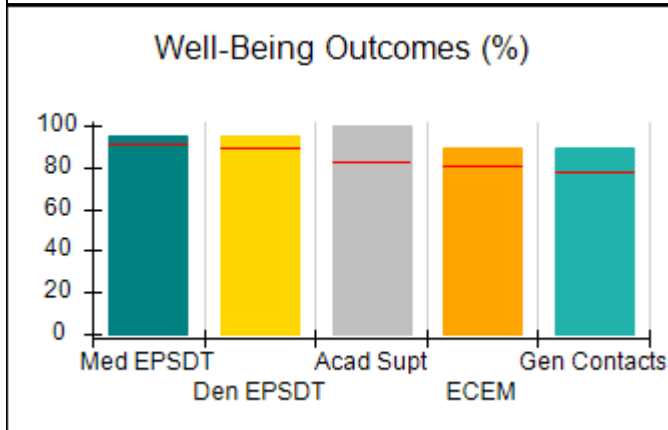
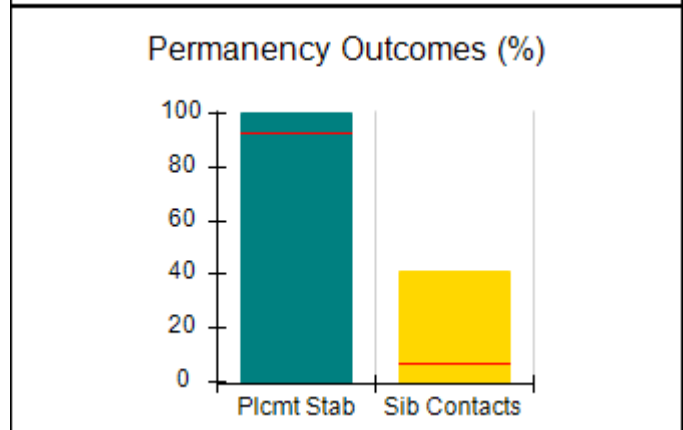
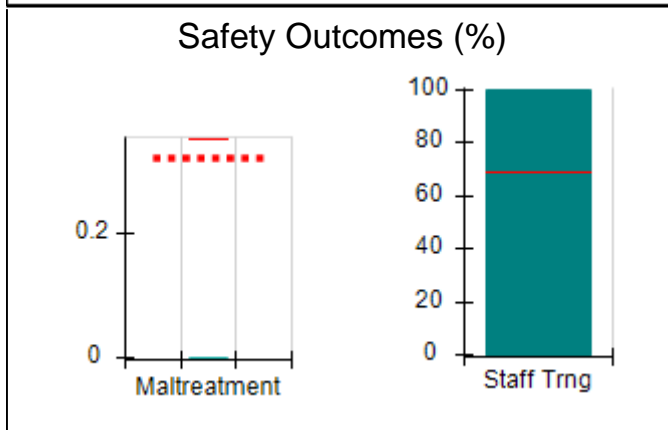
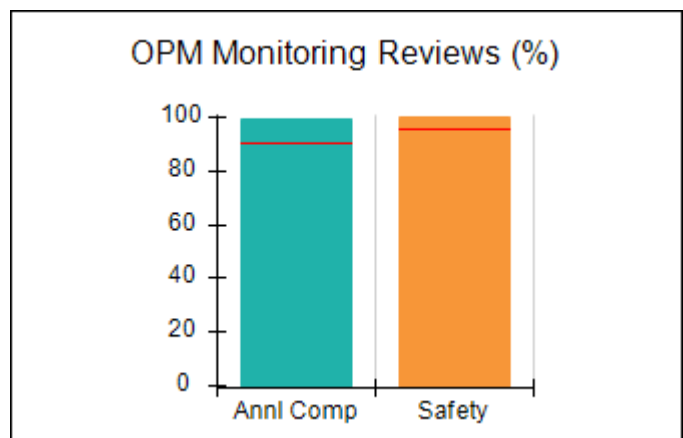
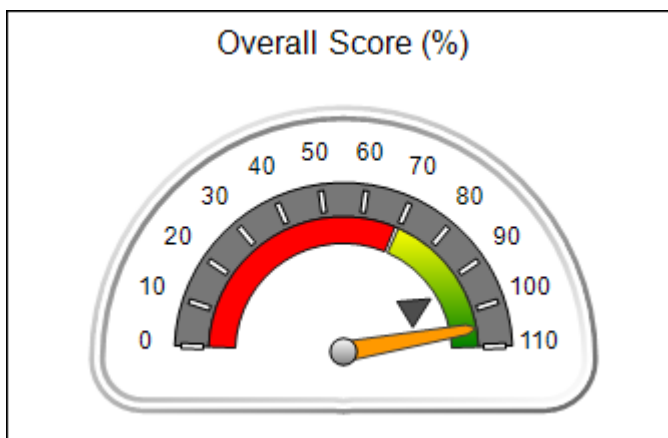
Provider/Program Name: Smith Group Home - (824) - CCI

538 Presley Road NE, Ludowici, GA 31316 Phone: 912-545-9547 Vendor ID# 35580	Quarterly Scores (Grades)		Current Quarter Score (Grade)
	Q1: 104.94 (A+)	Q2: 102.81 (A+)	104.94% (A+)
	Q3: 100.81 (A+)	Q4: 105.74 (A+)	
Program Census Information:	# Children in Care During Quarter: 23	# Placements During Quarter: 23	# Children in Care On Last Day: 20

Quarterly Provider Comparisons to All CCIs

■■■■■■■■ indicates MalTx Threshold

▼ ————— indicates average for all CCIs





DHS, DFCS, Office of Provider Management
Performance-Based Placement Measures
RBWO Provider GA+SCORECARD - CCI
Report Quarter: Q1 FY2016



Provider/Program Name: Smith Group Home - (824) - CCI

538 Presley Road NE, Ludowici, GA 31316 Phone: 912-545-9547 Vendor ID# 35580	Quarterly Scores (Grades)		Current Quarter Score (Grade)
	Q1: 104.94 (A+)	Q2: 102.81 (A+)	104.94%
	Q3: 100.81 (A+)	Q4: 105.74 (A+)	(A+)

Program Census Information:	# Children in Care During Quarter: 23	# Placements During Quarter: 23	# Children in Care On Last Day: 20
-----------------------------	---------------------------------------	---------------------------------	------------------------------------

	Avg Performance All CCIs (%)	Provider Performance (%)*	Possible Points (Weight)	Provider Points Earned
--	-------------------------------------	----------------------------------	---------------------------------	-------------------------------

OPM Monitoring Reviews

Annual Comprehensive Reviews	90%	99%	25	24.83
Safety Reviews	96%	100%	15	15.00
Monitoring Sub-Total			40	39.83

CCI Safety Outcomes

Incidence of Maltreatment	0.35%	No Substantiated Reports	10	10.00
Staff Training	69%	100%	4	4.00
Safety Sub-Total			14	14.00

CCI Permanency Outcomes

Placement Stability	93%	100%	15	15.00
Sibling Contacts	7%	41%	5	2.05
Permanency Sub-Total			20	17.05

CCI Well-Being Outcomes

EPSDT Medical Visits	91%	95%	4	3.80
EPSDT Dental Visits	89%	95%	4	3.80
Academic Supports	82%	100%	4	4.00
Provider ECEM Visits	80%	89%	7	6.23
Provider General Contacts	77%	89%	7	6.23
Well-Being Sub-Total			26	24.06

*Performance calculation descriptions can be found in the FY 2016 RBWO PBP Measurements and Standards Guide.

Monitoring & Outcomes: Possible Points = 100		Points Earned = 94.94	
Score Before Incentives Credit		94.94%	
Incentives Awarded		10.00 pts	
PBP Verification		N/A pts	
Total Score		104.94%	

Provider/Program Name: Smith Group Home - (824) - CCI



DHS, DFCS, Office of Provider Management
Performance-Based Placement Measures
RBWO Provider GA+SCORECARD - CCI



Report Quarter: Q1 FY2016

Program Census Information:		# Children in Care During Quarter: 23	# Placements During Quarter: 23	# Children in Care On Last Day: 20
CCI Incentive Credits	Avg Performance All CCIs (Points)	Provider Performance (%)*	Possible Points (Weight)	Provider Points Earned
Early EPSDT Medical Visits		80%	2	1.60
Early EPSDT Dental Visits		91%	2	1.82
Permanency Contacts		41%	5	2.05
Additional Academic Supports		100%	2	2.00
Active Agency Accreditation		0%	4	0.00
Staff Clinical Licensure		0%	5	0.00
Behavior Management (threshold = 0)		100%	4	4.00
Incentives Total	7.91		24	11.47
Maximum total combined incentive credit allowed is 10 points.			Incentives Awarded	10.00

*Performance calculation descriptions can be found in the FY 2016 RBWO PBP Measurements and Standards Guide.

Child Protective Services Investigations and Dispositions		
The following investigations data, which is not used for scoring but is considered significant to a provider's performance, is from Georgia SHINES and is not considered final or complete until the end of the fiscal year.		
Total Reports:	0	
Number Screened In:	0	
Number Screened Out:	0	
Number Substantiated:	0	
Number Unsubstantiated:	0	
Number Active CPS Investigations:	0	



DHS, DFCS, Office of Provider Management
Performance-Based Placement Measures
RBWO Provider GA+SCORECARD - CCI



Report Quarter: Q1 FY2016

Provider/Program Name: Star Island - (1021) - CCI

218 S MacArthur Drive, Camilla, GA 31730

Phone: 229-336-1700

Vendor ID# 65729

Quarterly Scores (Grades)

Current Quarter Score (Grade)

Q1: 70.59 (C-)

Q2: 72.43 (C-)

70.59%

Q3: 72.37 (C-)

Q4: 73.83 (C-)

(C-)

Program Census Information:

Children in Care During
Quarter: 15

Placements During
Quarter: 15

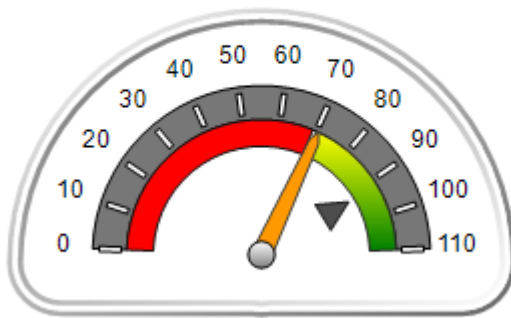
Children in Care On Last
Day: 8

Quarterly Provider Comparisons to All CCIs

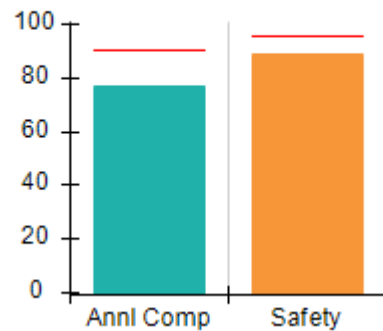
■■■■■■■■ indicates MalTx Threshold

▼ ————— indicates average for all CCIs

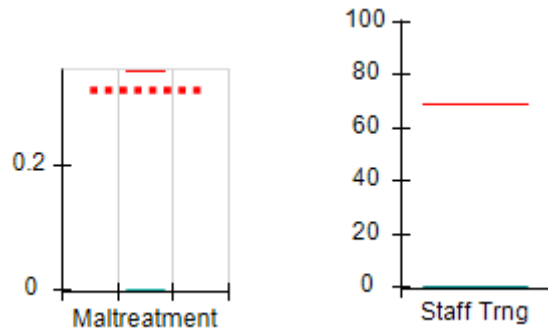
Overall Score (%)



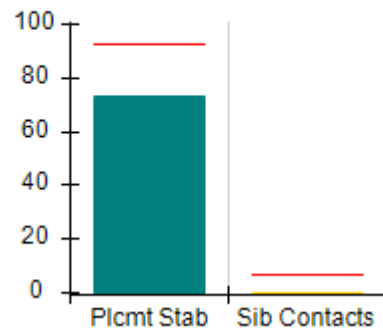
OPM Monitoring Reviews (%)



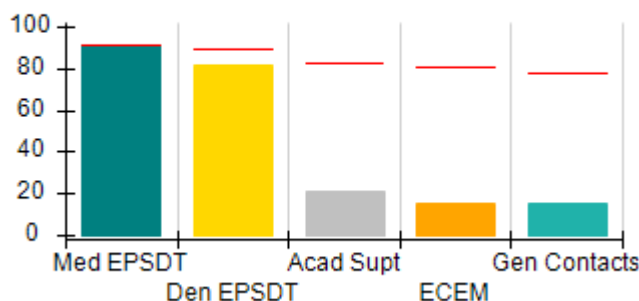
Safety Outcomes (%)



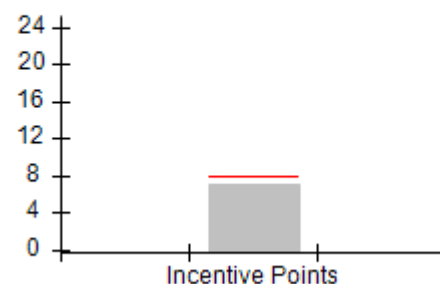
Permanency Outcomes (%)



Well-Being Outcomes (%)



Incentives Earned (Points)





DHS, DFCS, Office of Provider Management
Performance-Based Placement Measures
RBWO Provider GA+SCORECARD - CCI
Report Quarter: Q1 FY2016



Provider/Program Name: Star Island - (1021) - CCI

218 S MacArthur Drive, Camilla, GA 31730 Phone: 229-336-1700 Vendor ID# 65729	Quarterly Scores (Grades)		Current Quarter Score (Grade)
	Q1: 70.59 (C-)	Q2: 72.43 (C-)	70.59%
	Q3: 72.37 (C-)	Q4: 73.83 (C-)	(C-)

Program Census Information:	# Children in Care During Quarter: 15	# Placements During Quarter: 15	# Children in Care On Last Day: 8
-----------------------------	---------------------------------------	---------------------------------	-----------------------------------

	Avg Performance All CCIs (%)	Provider Performance (%)*	Possible Points (Weight)	Provider Points Earned
--	-------------------------------------	----------------------------------	---------------------------------	-------------------------------

OPM Monitoring Reviews

Annual Comprehensive Reviews	90%	77%	25	19.17
Safety Reviews	96%	89%	15	13.40
Monitoring Sub-Total			40	32.56

CCI Safety Outcomes

Incidence of Maltreatment	0.35%	No Substantiated Reports	10	10.00
Staff Training	69%	0%	4	0.00
Safety Sub-Total			14	10.00

CCI Permanency Outcomes

Placement Stability	93%	73%	15	10.95
Sibling Contacts	7%	0%	5	0.00
Permanency Sub-Total			20	10.95

CCI Well-Being Outcomes

EPSDT Medical Visits	91%	91%	4	3.64
EPSDT Dental Visits	89%	82%	4	3.28
Academic Supports	82%	21%	4	0.84
Provider ECEM Visits	80%	16%	7	1.12
Provider General Contacts	77%	16%	7	1.12
Well-Being Sub-Total			26	10.00

*Performance calculation descriptions can be found in the FY 2016 RBWO PBP Measurements and Standards Guide.

Monitoring & Outcomes: Possible Points = 100		Points Earned = 63.51	
Score Before Incentives Credit		63.51%	
Incentives Awarded		7.08 pts	
PBP Verification		N/A pts	
Total Score		70.59%	

Provider/Program Name: Star Island - (1021) - CCI



DHS, DFCS, Office of Provider Management
Performance-Based Placement Measures
RBWO Provider GA+SCORECARD - CCI



Report Quarter: Q1 FY2016

Program Census Information:		# Children in Care During Quarter: 15	# Placements During Quarter: 15	# Children in Care On Last Day: 8
CCI Incentive Credits	Avg Performance All CCIs (Points)	Provider Performance (%)*	Possible Points (Weight)	Provider Points Earned
Early EPSDT Medical Visits		83%	2	1.66
Early EPSDT Dental Visits		71%	2	1.42
Permanency Contacts		0%	5	0.00
Additional Academic Supports		0%	2	0.00
Active Agency Accreditation		0%	4	0.00
Staff Clinical Licensure		0%	5	0.00
Behavior Management (threshold = 0)		100%	4	4.00
Incentives Total	7.91		24	7.08
Maximum total combined incentive credit allowed is 10 points.			Incentives Awarded	7.08

*Performance calculation descriptions can be found in the FY 2016 RBWO PBP Measurements and Standards Guide.

Child Protective Services Investigations and Dispositions		
The following investigations data, which is not used for scoring but is considered significant to a provider's performance, is from Georgia SHINES and is not considered final or complete until the end of the fiscal year.		
Total Reports:	0	
Number Screened In:	0	
Number Screened Out:	0	
Number Substantiated:	0	
Number Unsubstantiated:	0	
Number Active CPS Investigations:	0	



DHS, DFCS, Office of Provider Management
Performance-Based Placement Measures
RBWO Provider GA+SCORECARD - CCI



Report Quarter: Q1 FY2016

Provider/Program Name: Stroman Account & Property - dba My Sister's Keeper (892) - CCI

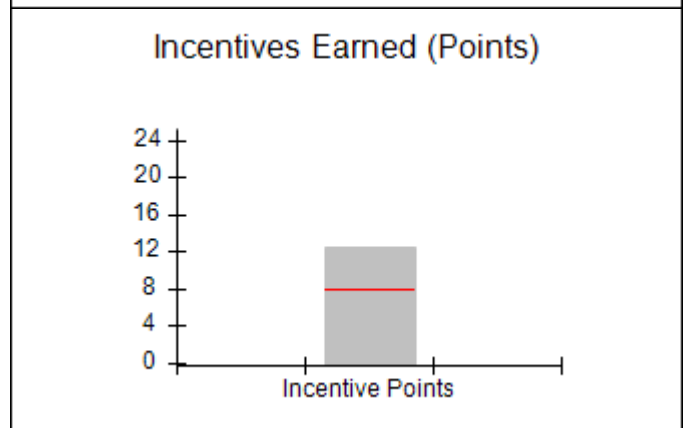
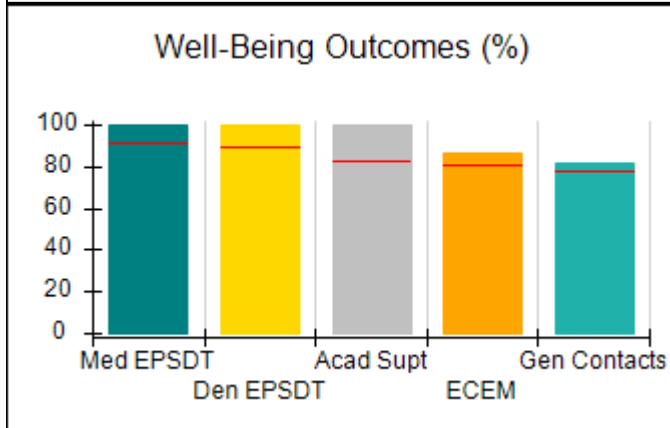
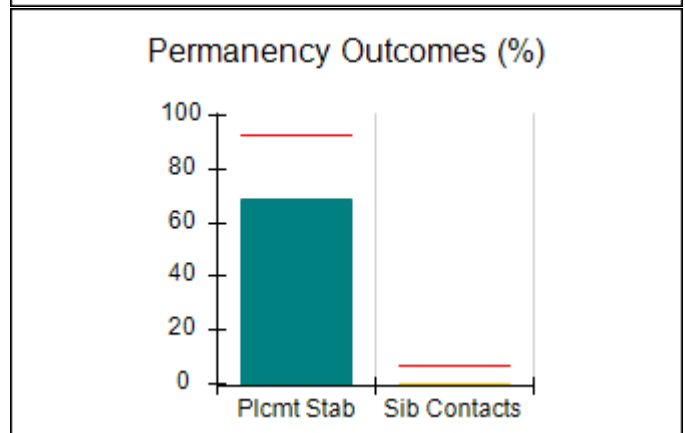
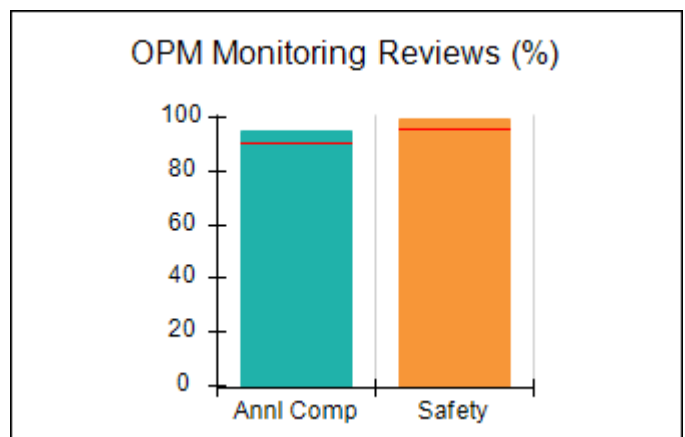
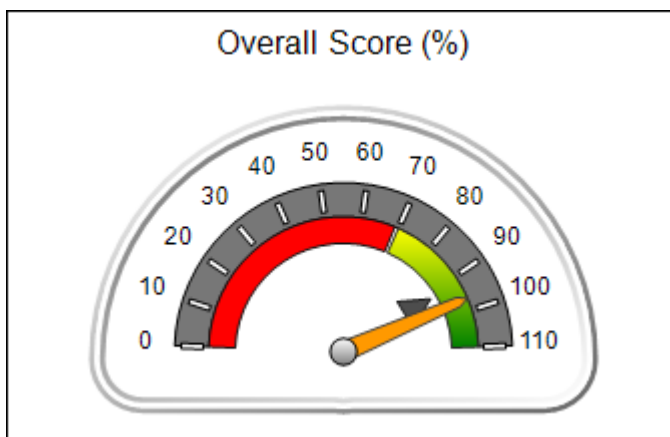
7431 Petunia Dr., Riverdale, GA 30296 Phone: 770-994-0607 Vendor ID# 35586	Quarterly Scores (Grades)		Current Quarter Score (Grade)
	Q1: 96.70 (A)	Q2: 102.59 (A+)	96.70% (A)
	Q3: 100.52 (A+)	Q4: 102.01 (A+)	

Program Census Information:	# Children in Care During Quarter: 13	# Placements During Quarter: 13	# Children in Care On Last Day: 5
-----------------------------	---------------------------------------	---------------------------------	-----------------------------------

Quarterly Provider Comparisons to All CCIs

■■■■■■■■ indicates MalTx Threshold

▼ ————— indicates average for all CCIs





DHS, DFCS, Office of Provider Management
Performance-Based Placement Measures
RBWO Provider GA+SCORECARD - CCI



Report Quarter: Q1 FY2016

Provider/Program Name: Stroman Account & Property - dba My Sister's Keeper (892) - CCI				
7431 Petunia Dr., Riverdale, GA 30296		Quarterly Scores (Grades)		Current Quarter Score (Grade)
Phone: 770-994-0607		Q1: 96.70 (A)	Q2: 102.59 (A+)	96.70%
Vendor ID# 35586		Q3: 100.52 (A+)	Q4: 102.01 (A+)	(A)
Program Census Information:		# Children in Care During Quarter: 13	# Placements During Quarter: 13	# Children in Care On Last Day: 5
	Avg Performance All CCIs (%)	Provider Performance (%)*	Possible Points (Weight)	Provider Points Earned
OPM Monitoring Reviews				
Annual Comprehensive Reviews	90%	95%	25	23.67
Safety Reviews	96%	100%	15	14.93
Monitoring Sub-Total			40	38.59
CCI Safety Outcomes				
Incidence of Maltreatment	0.35%	No Substantiated Reports	10	10.00
Staff Training	69%	100%	4	4.00
Safety Sub-Total			14	14.00
CCI Permanency Outcomes				
Placement Stability	93%	69%	15	10.35
Sibling Contacts	7%	0%	5	0.00
Permanency Sub-Total			20	10.35
CCI Well-Being Outcomes				
EPSDT Medical Visits	91%	100%	4	4.00
EPSDT Dental Visits	89%	100%	4	4.00
Academic Supports	82%	100%	4	4.00
Provider ECEM Visits	80%	86%	7	6.02
Provider General Contacts	77%	82%	7	5.74
Well-Being Sub-Total			26	23.76
*Performance calculation descriptions can be found in the FY 2016 RBWO PBP Measurements and Standards Guide.				

Monitoring & Outcomes: Possible Points = 100		Points Earned = 86.70	
Score Before Incentives Credit			86.70%
Incentives Awarded			10.00 pts
PBP Verification			N/A pts
Total Score			96.70%

Provider/Program Name: Stroman Account & Property - dba My Sister's Keeper (892) - CCI



DHS, DFCS, Office of Provider Management
Performance-Based Placement Measures
RBWO Provider GA+SCORECARD - CCI



Report Quarter: Q1 FY2016

Program Census Information:		# Children in Care During Quarter: 13	# Placements During Quarter: 13	# Children in Care On Last Day: 5
CCI Incentive Credits	Avg Performance All CCIs (Points)	Provider Performance (%)*	Possible Points (Weight)	Provider Points Earned
Early EPSDT Medical Visits		100%	2	2.00
Early EPSDT Dental Visits		100%	2	2.00
Permanency Contacts		83%	5	4.15
Additional Academic Supports		18%	2	0.36
Active Agency Accreditation		0%	4	0.00
Staff Clinical Licensure		0%	5	0.00
Behavior Management (threshold = 0)		100%	4	4.00
Incentives Total	7.91		24	12.51
Maximum total combined incentive credit allowed is 10 points.			Incentives Awarded	10.00
*Performance calculation descriptions can be found in the FY 2016 RBWO PBP Measurements and Standards Guide.				

Child Protective Services Investigations and Dispositions		
The following investigations data, which is not used for scoring but is considered significant to a provider's performance, is from Georgia SHINES and is not considered final or complete until the end of the fiscal year.		
Total Reports:	1	
Number Screened In:	0	
Number Screened Out:	1	
Number Substantiated:	0	
Number Unsubstantiated:	0	
Number Active CPS Investigations:	0	



DHS, DFCS, Office of Provider Management
Performance-Based Placement Measures
RBWO Provider GA+SCORECARD - CCI
Report Quarter: Q1 FY2016



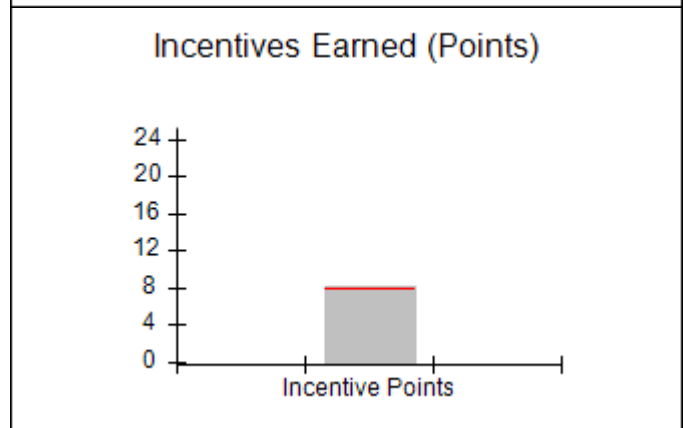
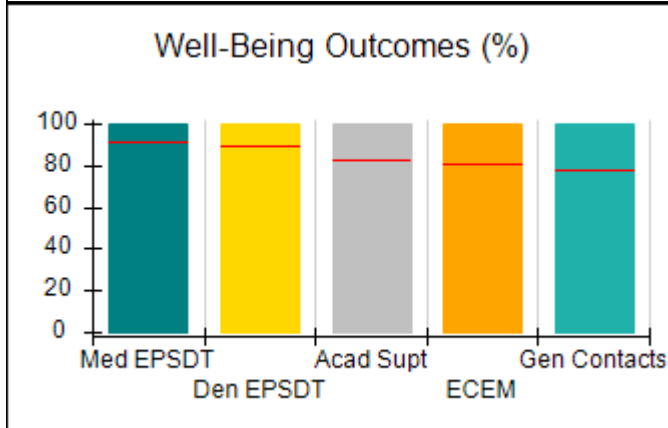
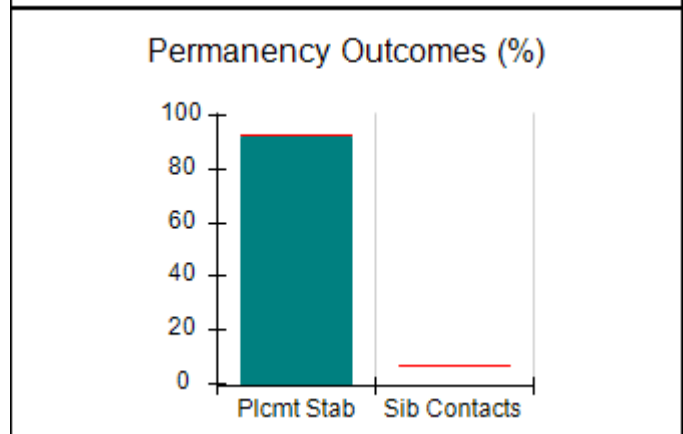
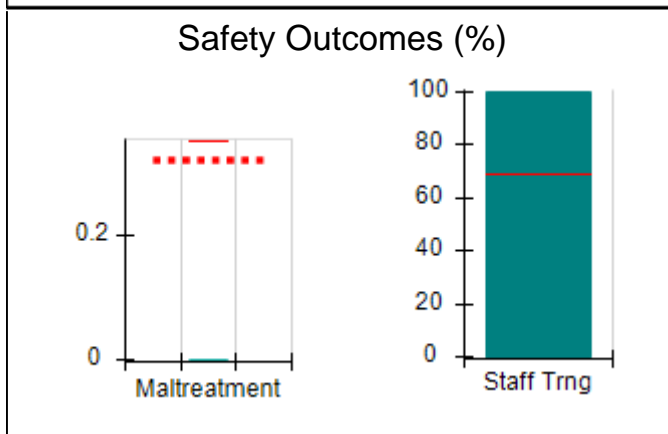
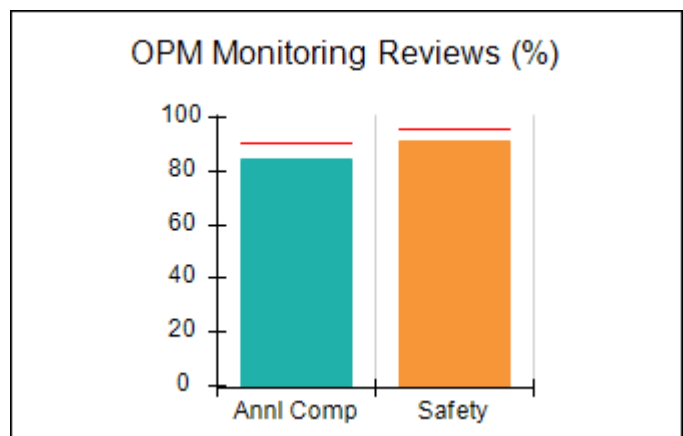
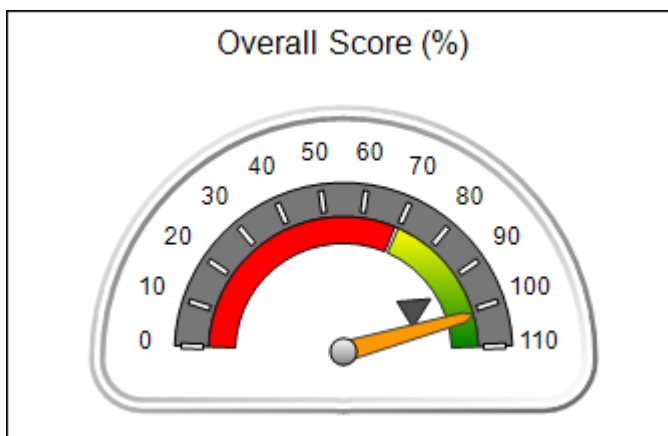
Provider/Program Name: Taking A Step Beyond - (5158) - CCI

1509 Brown Road, Hephzibah, GA 30815 Phone: 706-496-2709 Vendor ID# 118236	Quarterly Scores (Grades)		Current Quarter Score (Grade)
	Q1: 101.37 (A+)	Q2: 103.51 (A+)	101.37% (A+)
	Q3: 95.71 (A)	Q4: 102.86 (A+)	
Program Census Information:	# Children in Care During Quarter: 12	# Placements During Quarter: 13	# Children in Care On Last Day: 9

Quarterly Provider Comparisons to All CCIs

■■■■■■■■ indicates MalTx Threshold

▼ ————— indicates average for all CCIs





DHS, DFCS, Office of Provider Management
Performance-Based Placement Measures
RBWO Provider GA+SCORECARD - CCI
Report Quarter: Q1 FY2016



Provider/Program Name: Taking A Step Beyond - (5158) - CCI

1509 Brown Road, Hephzibah, GA 30815 Phone: 706-496-2709 Vendor ID# 118236	Quarterly Scores (Grades)		Current Quarter Score (Grade)
	Q1: 101.37 (A+)	Q2: 103.51 (A+)	101.37%
	Q3: 95.71 (A)	Q4: 102.86 (A+)	(A+)

Program Census Information:	# Children in Care During Quarter: 12	# Placements During Quarter: 13	# Children in Care On Last Day: 9
-----------------------------	---------------------------------------	---------------------------------	-----------------------------------

	Avg Performance All CCIs (%)	Provider Performance (%)*	Possible Points (Weight)	Provider Points Earned
--	-------------------------------------	----------------------------------	---------------------------------	-------------------------------

OPM Monitoring Reviews

Annual Comprehensive Reviews	90%	85%	25	21.17
Safety Reviews	96%	92%	15	13.73
Monitoring Sub-Total			40	34.89

CCI Safety Outcomes

Incidence of Maltreatment	0.35%	No Substantiated Reports	10	10.00
Staff Training	69%	100%	4	4.00
Safety Sub-Total			14	14.00

CCI Permanency Outcomes

Placement Stability	93%	92%	20	18.40
Sibling Contacts	7%	None Planned		
Permanency Sub-Total			20	18.40

CCI Well-Being Outcomes

EPSDT Medical Visits	91%	100%	4	4.00
EPSDT Dental Visits	89%	100%	4	4.00
Academic Supports	82%	100%	4	4.00
Provider ECEM Visits	80%	100%	7	7.00
Provider General Contacts	77%	100%	7	7.00
Well-Being Sub-Total			26	26.00

*Performance calculation descriptions can be found in the FY 2016 RBWO PBP Measurements and Standards Guide.

Monitoring & Outcomes: Possible Points = 100		Points Earned = 93.29	
Score Before Incentives Credit		93.29%	
Incentives Awarded		8.08 pts	
PBP Verification		N/A pts	
Total Score		101.37%	

Provider/Program Name: Taking A Step Beyond - (5158) - CCI



DHS, DFCS, Office of Provider Management
Performance-Based Placement Measures
RBWO Provider GA+SCORECARD - CCI



Report Quarter: Q1 FY2016

Program Census Information:		# Children in Care During Quarter: 12	# Placements During Quarter: 13	# Children in Care On Last Day: 9
CCI Incentive Credits	Avg Performance All CCIs (Points)	Provider Performance (%)*	Possible Points (Weight)	Provider Points Earned
Early EPSDT Medical Visits		100%	2	2.00
Early EPSDT Dental Visits		100%	2	2.00
Permanency Contacts		None Planned	5	
Additional Academic Supports		4%	2	0.08
Active Agency Accreditation		0%	4	0.00
Staff Clinical Licensure		0%	5	0.00
Behavior Management (threshold = 0)		100%	4	4.00
Incentives Total	7.91		24	8.08
Maximum total combined incentive credit allowed is 10 points.			Incentives Awarded	8.08

*Performance calculation descriptions can be found in the FY 2016 RBWO PBP Measurements and Standards Guide.

Child Protective Services Investigations and Dispositions		
The following investigations data, which is not used for scoring but is considered significant to a provider's performance, is from Georgia SHINES and is not considered final or complete until the end of the fiscal year.		
Total Reports:	0	
Number Screened In:	0	
Number Screened Out:	0	
Number Substantiated:	0	
Number Unsubstantiated:	0	
Number Active CPS Investigations:	0	



DHS, DFCS, Office of Provider Management
Performance-Based Placement Measures
RBWO Provider GA+SCORECARD - CCI



Report Quarter: Q1 FY2016

Provider/Program Name: Testament Health & Counseling Services, LLC - Testament House (5197) - CCI

6907 Tara Blvd., Jonesboro, GA 30236

Phone: 404-800-6160

Vendor ID# 125386

Quarterly Scores (Grades)

Current Quarter Score (Grade)

Q1: 94.50 (A)

Q2: 95.33 (A)

94.50%

Q3: 88.92 (B+)

Q4: 84.72 (B)

(A)

Program Census Information:

Children in Care During
Quarter: 6

Placements During
Quarter: 6

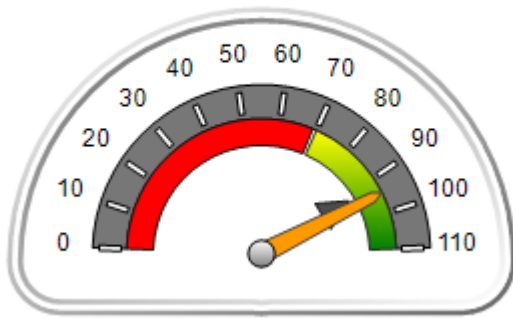
Children in Care On Last
Day: 6

Quarterly Provider Comparisons to All CCIs

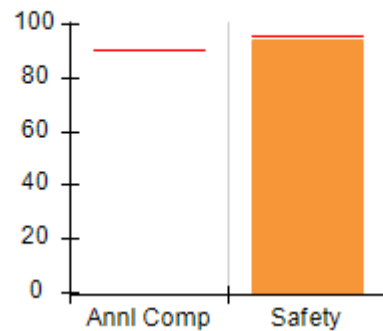
■■■■■■■■ indicates MalTx Threshold

▼ ————— indicates average for all CCIs

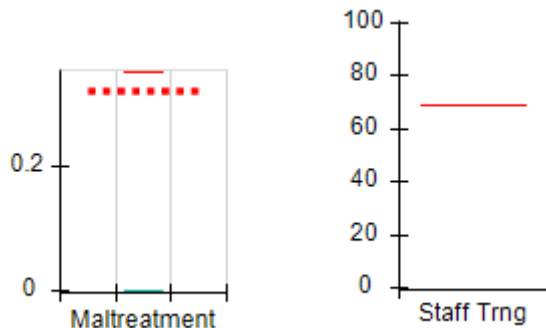
Overall Score (%)



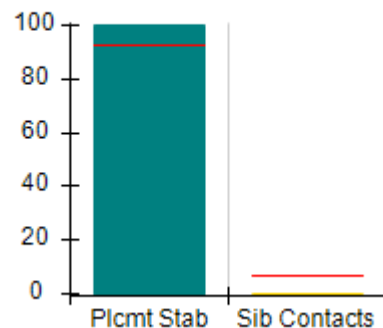
OPM Monitoring Reviews (%)



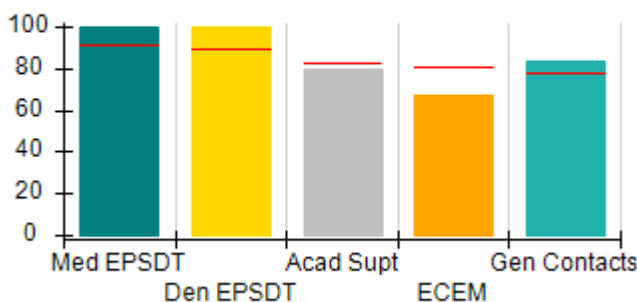
Safety Outcomes (%)



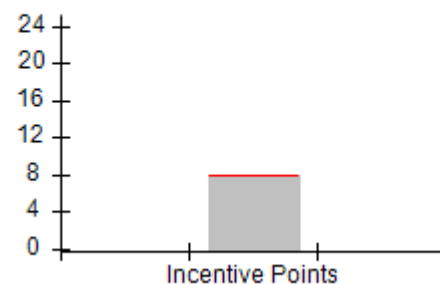
Permanency Outcomes (%)



Well-Being Outcomes (%)



Incentives Earned (Points)





DHS, DFCS, Office of Provider Management
Performance-Based Placement Measures
RBWO Provider GA+SCORECARD - CCI



Report Quarter: Q1 FY2016

Provider/Program Name: Testament Health & Counseling Services, LLC - Testament House (5197) - CCI				
6907 Tara Blvd., Jonesboro, GA 30236		Quarterly Scores (Grades)		Current Quarter Score (Grade)
Phone: 404-800-6160		Q1: 94.50 (A)	Q2: 95.33 (A)	94.50%
Vendor ID# 125386		Q3: 88.92 (B+)	Q4: 84.72 (B)	(A)
Program Census Information:		# Children in Care During Quarter: 6	# Placements During Quarter: 6	# Children in Care On Last Day: 6
	Avg Performance All CCIs (%)	Provider Performance (%)*	Possible Points (Weight)	Provider Points Earned
OPM Monitoring Reviews				
Annual Comprehensive Reviews	90%	Not Yet Conducted		
Safety Reviews	96%	95%	15	14.18
Monitoring Sub-Total			15	14.18
CCI Safety Outcomes				
Incidence of Maltreatment	0.35%	No Substantiated Reports	14	14.00
Staff Training	69%	Not Eligible		
Safety Sub-Total			14	14.00
CCI Permanency Outcomes				
Placement Stability	93%	100%	15	15.00
Sibling Contacts	7%	0%	5	0.00
Permanency Sub-Total			20	15.00
CCI Well-Being Outcomes				
EPSDT Medical Visits	91%	100%	4	4.00
EPSDT Dental Visits	89%	100%	4	4.00
Academic Supports	82%	80%	4	3.20
Provider ECEM Visits	80%	67%	7	4.69
Provider General Contacts	77%	83%	7	5.81
Well-Being Sub-Total			26	21.70
*Performance calculation descriptions can be found in the FY 2016 RBWO PBP Measurements and Standards Guide.				

Monitoring & Outcomes: Possible Points = 75	Points Earned = 64.88
Score Before Incentives Credit	86.50%
Incentives Awarded	8.00 pts
PBP Verification	N/A pts
Total Score	94.50%

Provider/Program Name: Testament Health & Counseling Services, LLC - Testament House (5197) - CCI



DHS, DFCS, Office of Provider Management
Performance-Based Placement Measures
RBWO Provider GA+SCORECARD - CCI



Report Quarter: Q1 FY2016

Program Census Information:		# Children in Care During Quarter: 6	# Placements During Quarter: 6	# Children in Care On Last Day: 6
CCI Incentive Credits	Avg Performance All CCIs (Points)	Provider Performance (%)*	Possible Points (Weight)	Provider Points Earned
Early EPSDT Medical Visits		100%	2	2.00
Early EPSDT Dental Visits		100%	2	2.00
Permanency Contacts		0%	5	0.00
Additional Academic Supports		0%	2	0.00
Active Agency Accreditation		0%	4	0.00
Staff Clinical Licensure		0%	5	0.00
Behavior Management (threshold = 0)		100%	4	4.00
Incentives Total	7.91		24	8.00
Maximum total combined incentive credit allowed is 10 points.			Incentives Awarded	8.00

*Performance calculation descriptions can be found in the FY 2016 RBWO PBP Measurements and Standards Guide.

Child Protective Services Investigations and Dispositions		
The following investigations data, which is not used for scoring but is considered significant to a provider's performance, is from Georgia SHINES and is not considered final or complete until the end of the fiscal year.		
Total Reports:	0	
Number Screened In:	0	
Number Screened Out:	0	
Number Substantiated:	0	
Number Unsubstantiated:	0	
Number Active CPS Investigations:	0	



DHS, DFCS, Office of Provider Management
Performance-Based Placement Measures
RBWO Provider GA+SCORECARD - CCI
Report Quarter: Q1 FY2016



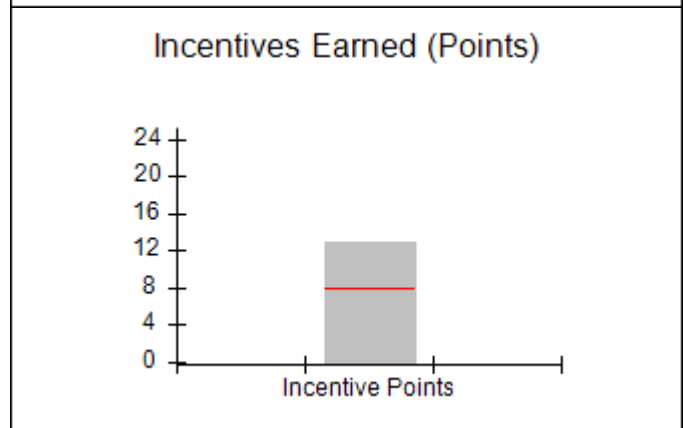
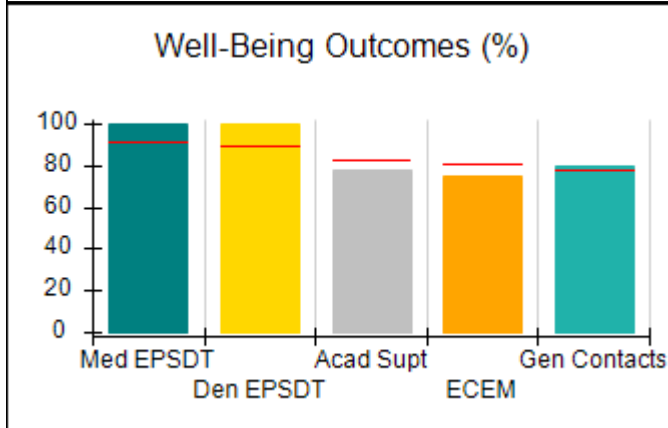
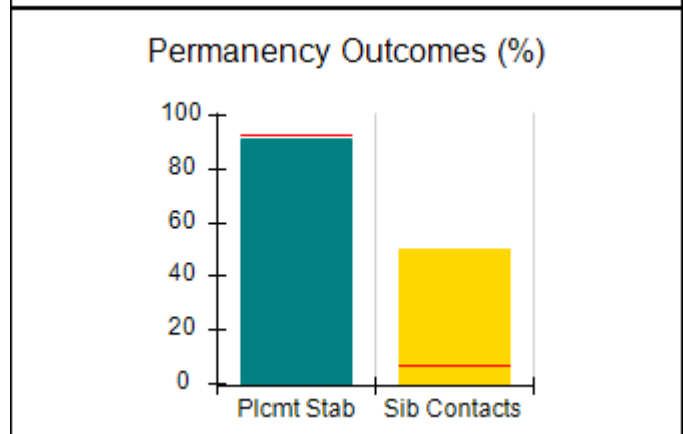
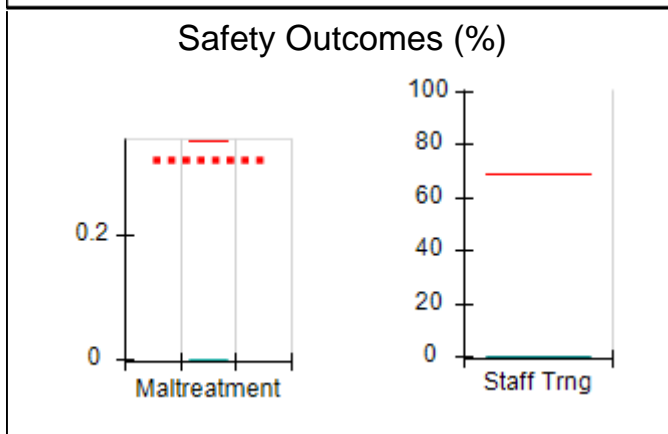
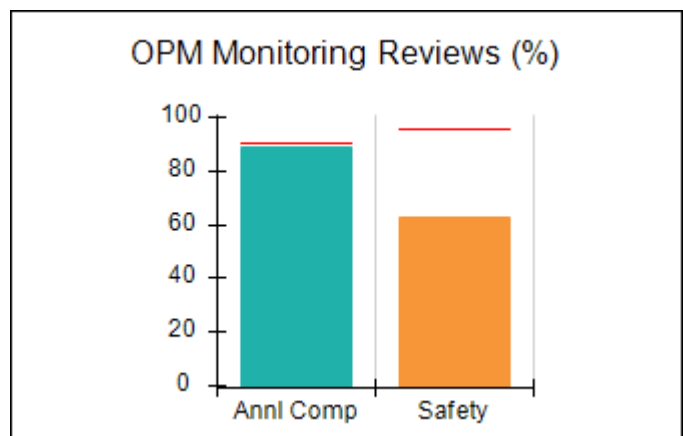
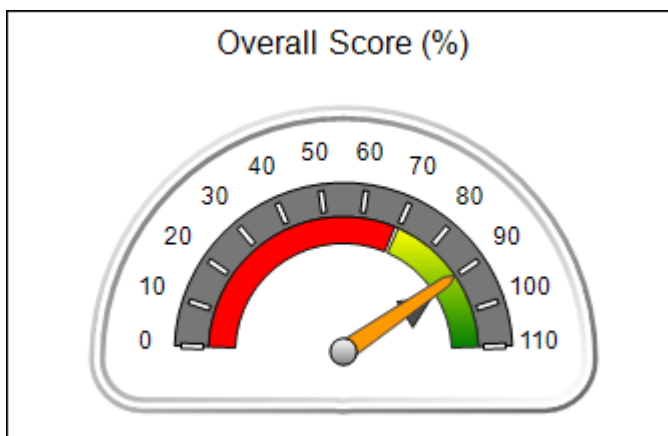
Provider/Program Name: The Good Shepherd Ranch - (5193) - CCI

601 Moore Road, Jasper, GA 30143 Phone: 706-337-2728 Vendor ID# 116125	Quarterly Scores (Grades)		Current Quarter Score (Grade)
	Q1: 89.82 (B+)	Q2: 92.89 (A-)	89.82%
	Q3: 67.19 (D+)	Q4: 52.56 (F)	(B+)
Program Census Information:	# Children in Care During Quarter: 11	# Placements During Quarter: 13	# Children in Care On Last Day: 7

Quarterly Provider Comparisons to All CCIs

■■■■■■■■ indicates MalTx Threshold

▼ ————— indicates average for all CCIs





DHS, DFCS, Office of Provider Management
Performance-Based Placement Measures
RBWO Provider GA+SCORECARD - CCI
Report Quarter: Q1 FY2016



Provider/Program Name: The Good Shepherd Ranch - (5193) - CCI

601 Moore Road, Jasper, GA 30143 Phone: 706-337-2728 Vendor ID# 116125	Quarterly Scores (Grades)		Current Quarter Score (Grade)
	Q1: 89.82 (B+)	Q2: 92.89 (A-)	89.82%
	Q3: 67.19 (D+)	Q4: 52.56 (F)	(B+)

Program Census Information:	# Children in Care During Quarter: 11	# Placements During Quarter: 13	# Children in Care On Last Day: 7
-----------------------------	---------------------------------------	---------------------------------	-----------------------------------

	Avg Performance All CCIs (%)	Provider Performance (%)*	Possible Points (Weight)	Provider Points Earned
--	-------------------------------------	----------------------------------	---------------------------------	-------------------------------

OPM Monitoring Reviews

Annual Comprehensive Reviews	90%	89%	25	22.25
Safety Reviews	96%	63%	15	9.45
Monitoring Sub-Total			40	31.70

CCI Safety Outcomes

Incidence of Maltreatment	0.35%	No Substantiated Reports	10	10.00
Staff Training	69%	0%	4	0.00
Safety Sub-Total			14	10.00

CCI Permanency Outcomes

Placement Stability	93%	91%	15	13.65
Sibling Contacts	7%	50%	5	2.50
Permanency Sub-Total			20	16.15

CCI Well-Being Outcomes

EPSDT Medical Visits	91%	100%	4	4.00
EPSDT Dental Visits	89%	100%	4	4.00
Academic Supports	82%	78%	4	3.12
Provider ECEM Visits	80%	75%	7	5.25
Provider General Contacts	77%	80%	7	5.60
Well-Being Sub-Total			26	21.97

*Performance calculation descriptions can be found in the FY 2016 RBWO PBP Measurements and Standards Guide.

Monitoring & Outcomes: Possible Points = 100		Points Earned = 79.82	
Score Before Incentives Credit		79.82%	
Incentives Awarded		10.00 pts	
PBP Verification		N/A pts	
Total Score		89.82%	

Provider/Program Name: The Good Shepherd Ranch - (5193) - CCI



DHS, DFCS, Office of Provider Management
Performance-Based Placement Measures
RBWO Provider GA+SCORECARD - CCI



Report Quarter: Q1 FY2016

Program Census Information:		# Children in Care During Quarter: 11	# Placements During Quarter: 13	# Children in Care On Last Day: 7
CCI Incentive Credits	Avg Performance All CCIs (Points)	Provider Performance (%)*	Possible Points (Weight)	Provider Points Earned
Early EPSDT Medical Visits		100%	2	2.00
Early EPSDT Dental Visits		100%	2	2.00
Permanency Contacts		86%	5	4.30
Additional Academic Supports		31%	2	0.62
Active Agency Accreditation		0%	4	0.00
Staff Clinical Licensure		0%	5	0.00
Behavior Management (threshold = 0)		100%	4	4.00
Incentives Total	7.91		24	12.92
Maximum total combined incentive credit allowed is 10 points.			Incentives Awarded	10.00

*Performance calculation descriptions can be found in the FY 2016 RBWO PBP Measurements and Standards Guide.

Child Protective Services Investigations and Dispositions		
The following investigations data, which is not used for scoring but is considered significant to a provider's performance, is from Georgia SHINES and is not considered final or complete until the end of the fiscal year.		
Total Reports:	0	
Number Screened In:	0	
Number Screened Out:	0	
Number Substantiated:	0	
Number Unsubstantiated:	0	
Number Active CPS Investigations:	0	



DHS, DFCS, Office of Provider Management
Performance-Based Placement Measures
RBWO Provider GA+SCORECARD - CCI



Report Quarter: Q1 FY2016

Provider/Program Name: Treutlen House at New Ebenezer, Inc. - (4228) - CCI

131 Old Augusta Road Central, Rincon, GA 31326

Phone: 912-754-9797

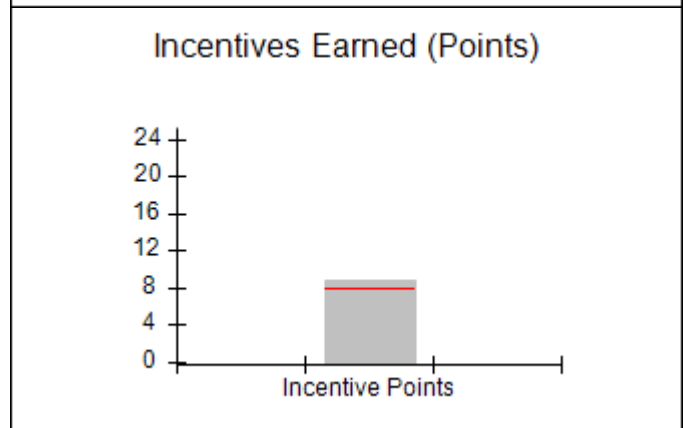
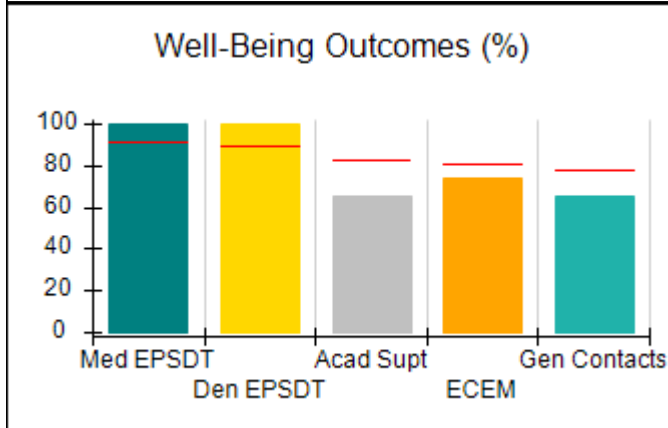
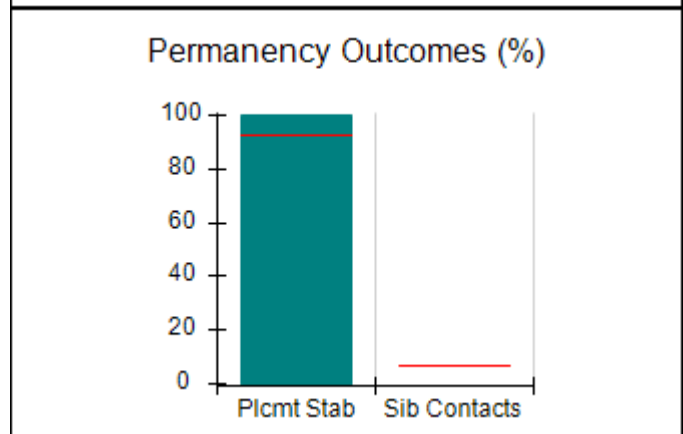
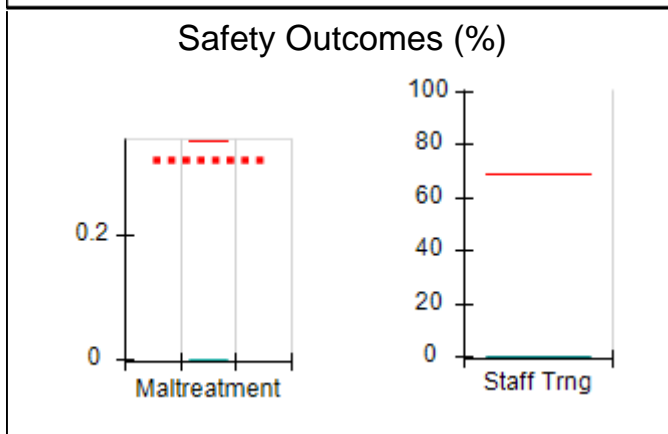
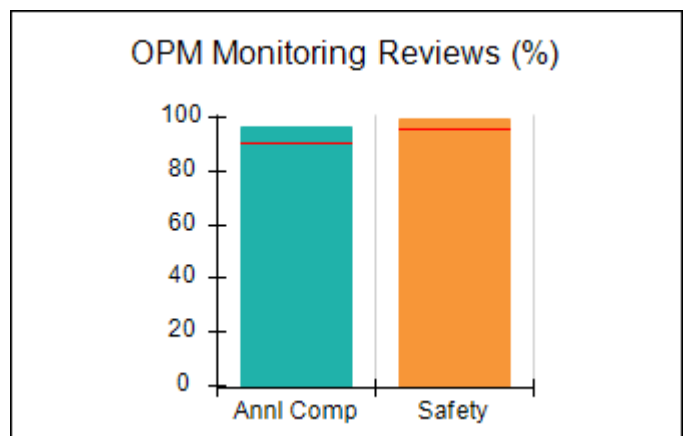
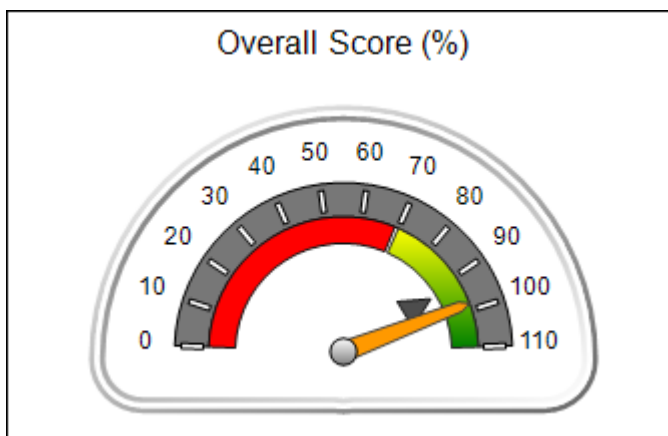
Vendor ID# 79727

Quarterly Scores (Grades)		Current Quarter Score (Grade)
Q1: 98.14 (A+)	Q2: 100.61 (A+)	98.14% (A+)
Q3: 106.34 (A+)	Q4: 103.09 (A+)	
Program Census Information:		# Children in Care During Quarter: 8
		# Placements During Quarter: 8
		# Children in Care On Last Day: 7

Quarterly Provider Comparisons to All CCIs

■■■■■■■■ indicates MalTx Threshold

▼ ————— indicates average for all CCIs





DHS, DFCS, Office of Provider Management
Performance-Based Placement Measures
RBWO Provider GA+SCORECARD - CCI
Report Quarter: Q1 FY2016



Provider/Program Name: Treutlen House at New Ebenezer, Inc. - (4228) - CCI

131 Old Augusta Road Central, Rincon, GA 31326 Phone: 912-754-9797 Vendor ID# 79727	Quarterly Scores (Grades)		Current Quarter Score (Grade)
	Q1: 98.14 (A+)	Q2: 100.61 (A+)	98.14%
	Q3: 106.34 (A+)	Q4: 103.09 (A+)	(A+)

Program Census Information:	# Children in Care During Quarter: 8	# Placements During Quarter: 8	# Children in Care On Last Day: 7
-----------------------------	--------------------------------------	--------------------------------	-----------------------------------

	Avg Performance All CCIs (%)	Provider Performance (%)*	Possible Points (Weight)	Provider Points Earned
--	-------------------------------------	----------------------------------	---------------------------------	-------------------------------

OPM Monitoring Reviews

Annual Comprehensive Reviews	90%	97%	25	24.16
Safety Reviews	96%	100%	15	14.95
Monitoring Sub-Total			40	39.11

CCI Safety Outcomes

Incidence of Maltreatment	0.35%	No Substantiated Reports	10	10.00
Staff Training	69%	0%	4	0.00
Safety Sub-Total			14	10.00

CCI Permanency Outcomes

Placement Stability	93%	100%	20	20.00
Sibling Contacts	7%	None Planned		
Permanency Sub-Total			20	20.00

CCI Well-Being Outcomes

EPSDT Medical Visits	91%	100%	4	4.00
EPSDT Dental Visits	89%	100%	4	4.00
Academic Supports	82%	65%	4	2.60
Provider ECEM Visits	80%	74%	7	5.18
Provider General Contacts	77%	65%	7	4.55
Well-Being Sub-Total			26	20.33

*Performance calculation descriptions can be found in the FY 2016 RBWO PBP Measurements and Standards Guide.

Monitoring & Outcomes: Possible Points = 100		Points Earned = 89.44	
Score Before Incentives Credit		89.44%	
Incentives Awarded		8.70 pts	
PBP Verification		N/A pts	
Total Score		98.14%	

Provider/Program Name: Treutlen House at New Ebenezer, Inc. - (4228) - CCI



DHS, DFCS, Office of Provider Management
Performance-Based Placement Measures
RBWO Provider GA+SCORECARD - CCI



Report Quarter: Q1 FY2016

Program Census Information:		# Children in Care During Quarter: 8	# Placements During Quarter: 8	# Children in Care On Last Day: 7
CCI Incentive Credits	Avg Performance All CCIs (Points)	Provider Performance (%)*	Possible Points (Weight)	Provider Points Earned
Early EPSDT Medical Visits		100%	2	2.00
Early EPSDT Dental Visits		100%	2	2.00
Permanency Contacts		None Planned	5	
Additional Academic Supports		35%	2	0.70
Active Agency Accreditation		0%	4	0.00
Staff Clinical Licensure		0%	5	0.00
Behavior Management (threshold = 0)		100%	4	4.00
Incentives Total	7.91		24	8.70
Maximum total combined incentive credit allowed is 10 points.			Incentives Awarded	8.70

*Performance calculation descriptions can be found in the FY 2016 RBWO PBP Measurements and Standards Guide.

Child Protective Services Investigations and Dispositions		
The following investigations data, which is not used for scoring but is considered significant to a provider's performance, is from Georgia SHINES and is not considered final or complete until the end of the fiscal year.		
Total Reports:	0	
Number Screened In:	0	
Number Screened Out:	0	
Number Substantiated:	0	
Number Unsubstantiated:	0	
Number Active CPS Investigations:	0	



DHS, DFCS, Office of Provider Management
Performance-Based Placement Measures
RBWO Provider GA+SCORECARD - CCI
Report Quarter: Q1 FY2016



Provider/Program Name: Turning Point Homes - Ahmonie's Cottage (1003) - CCI

3847 Waldrop Road, Decatur, GA 30034

Phone: 678-343-1219

Vendor ID# 51758

Quarterly Scores (Grades)

Current Quarter Score (Grade)

Q1: 87.39 (B+)

Q2: 83.85 (B-)

87.39%

Q3: 86.90 (B)

Q4: 88.93 (B+)

(B+)

Program Census Information:

Children in Care During Quarter: 13

Placements During Quarter: 13

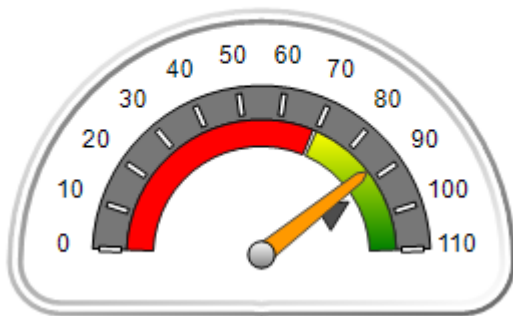
Children in Care On Last Day: 6

Quarterly Provider Comparisons to All CCIs

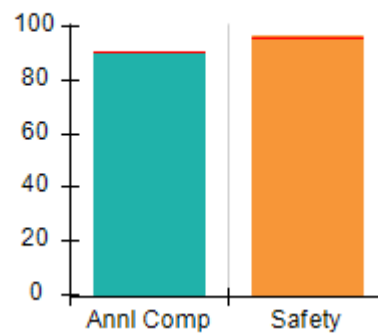
■■■■■■■■ indicates MalTx Threshold

▼ ————— indicates average for all CCIs

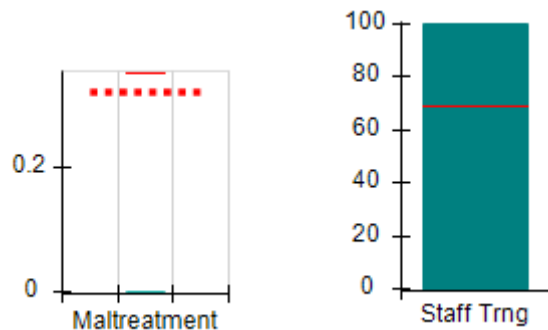
Overall Score (%)



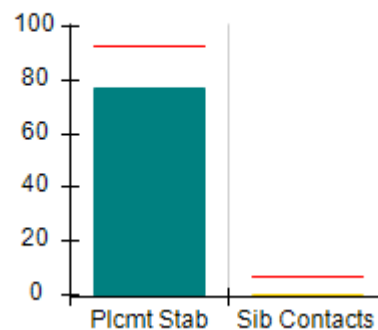
OPM Monitoring Reviews (%)



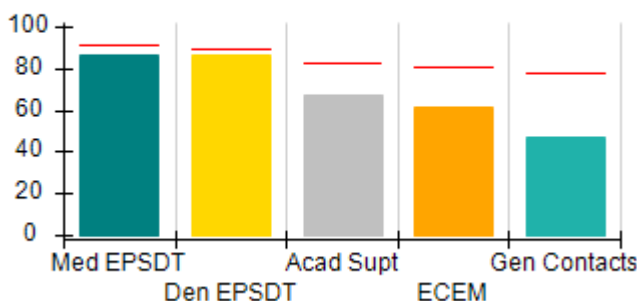
Safety Outcomes (%)



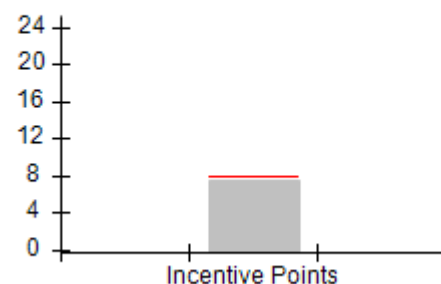
Permanency Outcomes (%)



Well-Being Outcomes (%)



Incentives Earned (Points)





DHS, DFCS, Office of Provider Management
Performance-Based Placement Measures
RBWO Provider GA+SCORECARD - CCI
Report Quarter: Q1 FY2016



Provider/Program Name: Turning Point Homes - Ahmonie's Cottage (1003) - CCI

3847 Waldrop Road, Decatur, GA 30034 Phone: 678-343-1219 Vendor ID# 51758	Quarterly Scores (Grades)		Current Quarter Score (Grade)
	Q1: 87.39 (B+)	Q2: 83.85 (B-)	87.39%
	Q3: 86.90 (B)	Q4: 88.93 (B+)	(B+)

Program Census Information:	# Children in Care During Quarter: 13	# Placements During Quarter: 13	# Children in Care On Last Day: 6
-----------------------------	---------------------------------------	---------------------------------	-----------------------------------

	Avg Performance All CCIs (%)	Provider Performance (%)*	Possible Points (Weight)	Provider Points Earned
--	-------------------------------------	----------------------------------	---------------------------------	-------------------------------

OPM Monitoring Reviews

Annual Comprehensive Reviews	90%	91%	25	22.67
Safety Reviews	96%	97%	15	14.48
Monitoring Sub-Total			40	37.14

CCI Safety Outcomes

Incidence of Maltreatment	0.35%	No Substantiated Reports	10	10.00
Staff Training	69%	100%	4	4.00
Safety Sub-Total			14	14.00

CCI Permanency Outcomes

Placement Stability	93%	77%	15	11.55
Sibling Contacts	7%	0%	5	0.00
Permanency Sub-Total			20	11.55

CCI Well-Being Outcomes

EPSDT Medical Visits	91%	86%	4	3.44
EPSDT Dental Visits	89%	86%	4	3.44
Academic Supports	82%	67%	4	2.68
Provider ECEM Visits	80%	61%	7	4.27
Provider General Contacts	77%	47%	7	3.29
Well-Being Sub-Total			26	17.12

*Performance calculation descriptions can be found in the FY 2016 RBWO PBP Measurements and Standards Guide.

Monitoring & Outcomes: Possible Points = 100		Points Earned = 79.81	
Score Before Incentives Credit		79.81%	
Incentives Awarded		7.58 pts	
PBP Verification		N/A pts	
Total Score		87.39%	

Provider/Program Name: Turning Point Homes - Ahmonie's Cottage (1003) - CCI



DHS, DFCS, Office of Provider Management
Performance-Based Placement Measures
RBWO Provider GA+SCORECARD - CCI



Report Quarter: Q1 FY2016

Program Census Information:		# Children in Care During Quarter: 13	# Placements During Quarter: 13	# Children in Care On Last Day: 6
CCI Incentive Credits	Avg Performance All CCIs (Points)	Provider Performance (%)*	Possible Points (Weight)	Provider Points Earned
Early EPSDT Medical Visits		75%	2	1.50
Early EPSDT Dental Visits		50%	2	1.00
Permanency Contacts		0%	5	0.00
Additional Academic Supports		54%	2	1.08
Active Agency Accreditation		0%	4	0.00
Staff Clinical Licensure		0%	5	0.00
Behavior Management (threshold = 0)		100%	4	4.00
Incentives Total	7.91		24	7.58
Maximum total combined incentive credit allowed is 10 points.			Incentives Awarded	7.58
*Performance calculation descriptions can be found in the FY 2016 RBWO PBP Measurements and Standards Guide.				

Child Protective Services Investigations and Dispositions

The following investigations data, which is not used for scoring but is considered significant to a provider's performance, is from Georgia SHINES and is not considered final or complete until the end of the fiscal year.

Total Reports:	0
Number Screened In:	0
Number Screened Out:	0
Number Substantiated:	0
Number Unsubstantiated:	0
Number Active CPS Investigations:	0



DHS, DFCS, Office of Provider Management
Performance-Based Placement Measures
RBWO Provider GA+SCORECARD - CCI



Report Quarter: Q1 FY2016

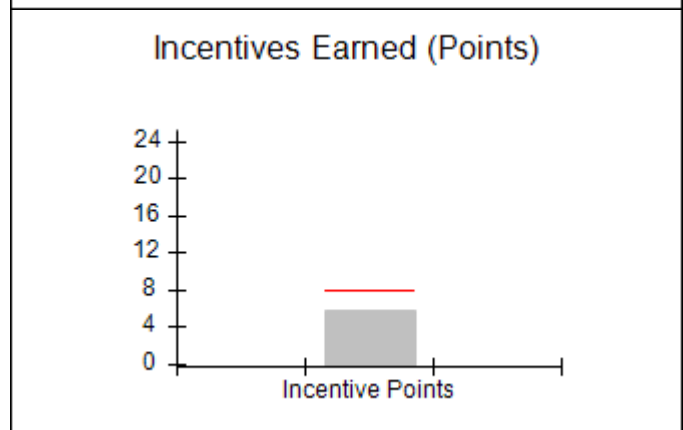
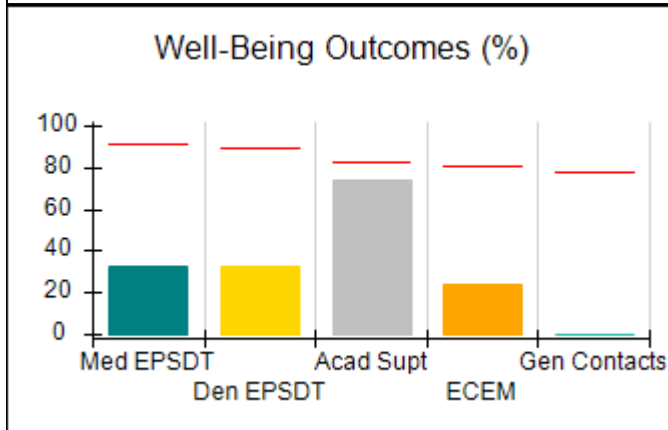
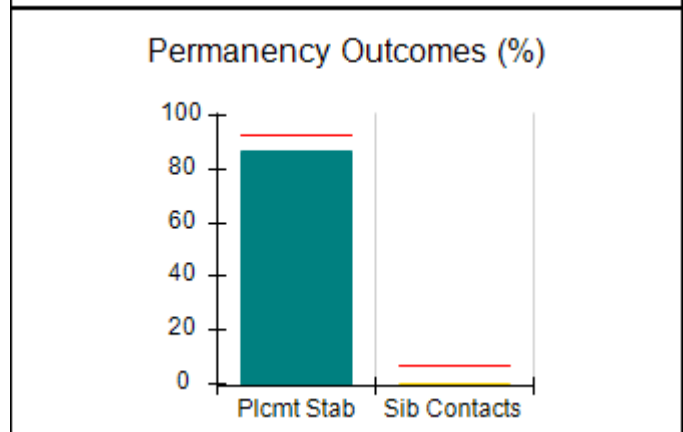
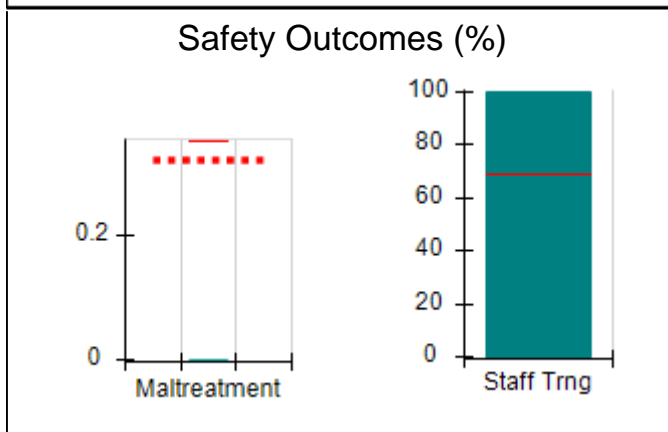
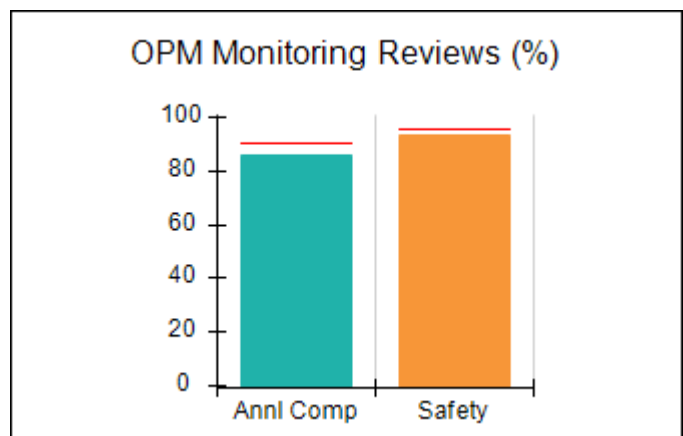
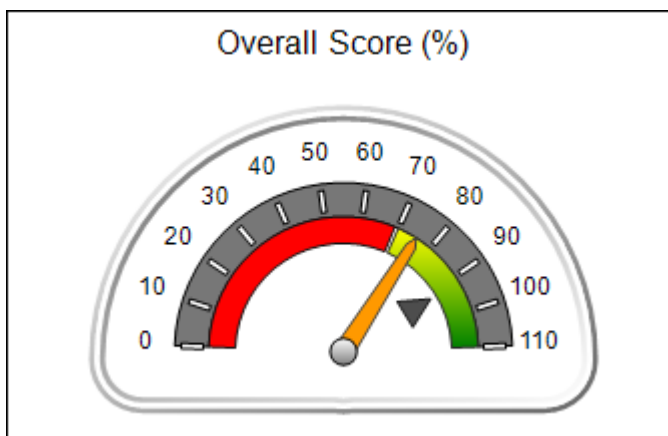
Provider/Program Name: Turning Point Homes - Francois Cottage (829) - CCI

3396 Wesley Chapel Rd., Decatur, GA 30034 Phone: 678-343-1219 Vendor ID# 35603	Quarterly Scores (Grades)		Current Quarter Score (Grade)
	Q1: 75.43 (C)	Q2: 73.35 (C-)	75.43% (C)
	Q3: 73.81 (C-)	Q4: 81.44 (B-)	
Program Census Information:	# Children in Care During Quarter: 15	# Placements During Quarter: 16	# Children in Care On Last Day: 8

Quarterly Provider Comparisons to All CCIs

■■■■■■■■ indicates MalTx Threshold

▼ ————— indicates average for all CCIs





DHS, DFCS, Office of Provider Management
Performance-Based Placement Measures
RBWO Provider GA+SCORECARD - CCI
Report Quarter: Q1 FY2016



Provider/Program Name: Turning Point Homes - Francois Cottage (829) - CCI

3396 Wesley Chapel Rd., Decatur, GA 30034 Phone: 678-343-1219 Vendor ID# 35603	Quarterly Scores (Grades)		Current Quarter Score (Grade)
	Q1: 75.43 (C)	Q2: 73.35 (C-)	75.43%
	Q3: 73.81 (C-)	Q4: 81.44 (B-)	(C)

Program Census Information:	# Children in Care During Quarter: 15	# Placements During Quarter: 16	# Children in Care On Last Day: 8
-----------------------------	---------------------------------------	---------------------------------	-----------------------------------

	Avg Performance All CCIs (%)	Provider Performance (%)*	Possible Points (Weight)	Provider Points Earned
--	-------------------------------------	----------------------------------	---------------------------------	-------------------------------

OPM Monitoring Reviews

Annual Comprehensive Reviews	90%	86%	25	21.42
Safety Reviews	96%	94%	15	14.03
Monitoring Sub-Total			40	35.44

CCI Safety Outcomes

Incidence of Maltreatment	0.35%	No Substantiated Reports	10	10.00
Staff Training	69%	100%	4	4.00
Safety Sub-Total			14	14.00

CCI Permanency Outcomes

Placement Stability	93%	87%	15	13.05
Sibling Contacts	7%	0%	5	0.00
Permanency Sub-Total			20	13.05

CCI Well-Being Outcomes

EPSDT Medical Visits	91%	33%	4	1.32
EPSDT Dental Visits	89%	33%	4	1.32
Academic Supports	82%	74%	4	2.96
Provider ECEM Visits	80%	24%	7	1.68
Provider General Contacts	77%	0%	7	0.00
Well-Being Sub-Total			26	7.28

*Performance calculation descriptions can be found in the FY 2016 RBWO PBP Measurements and Standards Guide.

Monitoring & Outcomes: Possible Points = 100		Points Earned = 69.77	
Score Before Incentives Credit		69.77%	
Incentives Awarded		5.66 pts	
PBP Verification		N/A pts	
Total Score		75.43%	

Provider/Program Name: Turning Point Homes - Francois Cottage (829) - CCI



DHS, DFCS, Office of Provider Management
Performance-Based Placement Measures
RBWO Provider GA+SCORECARD - CCI



Report Quarter: Q1 FY2016

Program Census Information:		# Children in Care During Quarter: 15	# Placements During Quarter: 16	# Children in Care On Last Day: 8
CCI Incentive Credits	Avg Performance All CCIs (Points)	Provider Performance (%)*	Possible Points (Weight)	Provider Points Earned
Early EPSDT Medical Visits		20%	2	0.40
Early EPSDT Dental Visits		0%	2	0.00
Permanency Contacts		0%	5	0.00
Additional Academic Supports		63%	2	1.26
Active Agency Accreditation		0%	4	0.00
Staff Clinical Licensure		0%	5	0.00
Behavior Management (threshold = 0)		100%	4	4.00
Incentives Total	7.91		24	5.66
Maximum total combined incentive credit allowed is 10 points.			Incentives Awarded	5.66
*Performance calculation descriptions can be found in the FY 2016 RBWO PBP Measurements and Standards Guide.				

Child Protective Services Investigations and Dispositions

The following investigations data, which is not used for scoring but is considered significant to a provider's performance, is from Georgia SHINES and is not considered final or complete until the end of the fiscal year.

Total Reports:	0
Number Screened In:	0
Number Screened Out:	0
Number Substantiated:	0
Number Unsubstantiated:	0
Number Active CPS Investigations:	0



DHS, DFCS, Office of Provider Management
Performance-Based Placement Measures
RBWO Provider GA+SCORECARD - CCI
Report Quarter: Q1 FY2016



Provider/Program Name: Turning Point Homes - Joshua Cottage I (830) - CCI

672 Kenilworth Cir., Stone Mountain, GA 30083

Phone: 678-343-1219

Vendor ID# 35602

Quarterly Scores (Grades)

Q1: 90.16 (A-)

Q2: 87.39 (B+)

Q3: 93.89 (A-)

Q4: 89.92 (B+)

Current Quarter Score (Grade)

90.16%

(A-)

Program Census Information:

Children in Care During Quarter: 14

Placements During Quarter: 15

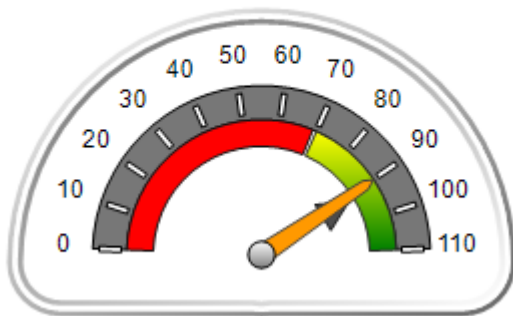
Children in Care On Last Day: 5

Quarterly Provider Comparisons to All CCIs

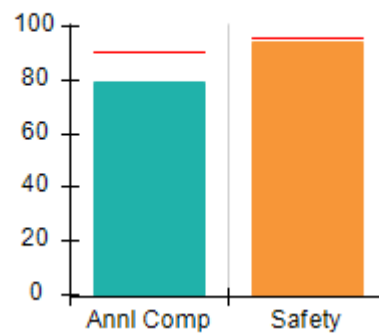
■■■■■■■■ indicates MalTx Threshold

▼ indicates average for all CCIs

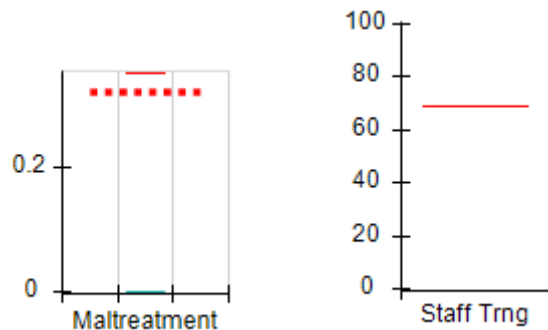
Overall Score (%)



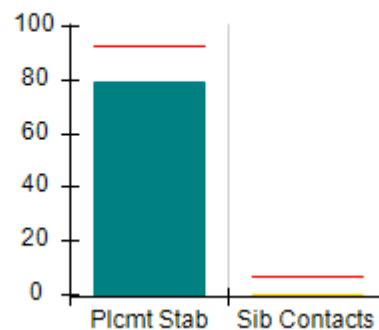
OPM Monitoring Reviews (%)



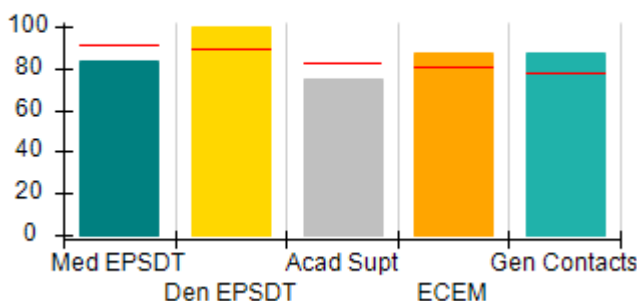
Safety Outcomes (%)



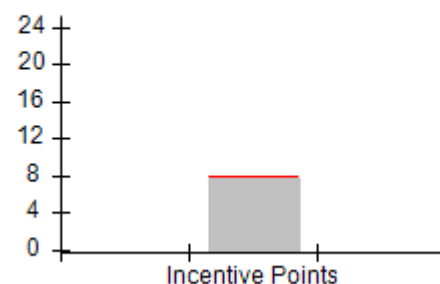
Permanency Outcomes (%)



Well-Being Outcomes (%)



Incentives Earned (Points)





DHS, DFCS, Office of Provider Management
Performance-Based Placement Measures
RBWO Provider GA+SCORECARD - CCI
Report Quarter: Q1 FY2016



Provider/Program Name: Turning Point Homes - Joshua Cottage I (830) - CCI				
672 Kenilworth Cir., Stone Mountain, GA 30083		Quarterly Scores (Grades)		Current Quarter Score (Grade)
Phone: 678-343-1219		Q1: 90.16 (A-)	Q2: 87.39 (B+)	90.16%
Vendor ID# 35602		Q3: 93.89 (A-)	Q4: 89.92 (B+)	(A-)
Program Census Information:		# Children in Care During Quarter: 14	# Placements During Quarter: 15	# Children in Care On Last Day: 5
	Avg Performance All CCIs (%)	Provider Performance (%)*	Possible Points (Weight)	Provider Points Earned
OPM Monitoring Reviews				
Annual Comprehensive Reviews	90%	79%	25	19.83
Safety Reviews	96%	95%	15	14.18
Monitoring Sub-Total			40	34.01
CCI Safety Outcomes				
Incidence of Maltreatment	0.35%	No Substantiated Reports	14	14.00
Staff Training	69%	Not Eligible		
Safety Sub-Total			14	14.00
CCI Permanency Outcomes				
Placement Stability	93%	79%	15	11.85
Sibling Contacts	7%	0%	5	0.00
Permanency Sub-Total			20	11.85
CCI Well-Being Outcomes				
EPSDT Medical Visits	91%	83%	4	3.32
EPSDT Dental Visits	89%	100%	4	4.00
Academic Supports	82%	75%	4	3.00
Provider ECEM Visits	80%	87%	7	6.09
Provider General Contacts	77%	87%	7	6.09
Well-Being Sub-Total			26	22.50
*Performance calculation descriptions can be found in the FY 2016 RBWO PBP Measurements and Standards Guide.				

Monitoring & Outcomes: Possible Points = 100	Points Earned = 82.36
Score Before Incentives Credit	82.36%
Incentives Awarded	7.80 pts
PBP Verification	N/A pts
Total Score	90.16%

Provider/Program Name: Turning Point Homes - Joshua Cottage I (830) - CCI



DHS, DFCS, Office of Provider Management
Performance-Based Placement Measures
RBWO Provider GA+SCORECARD - CCI



Report Quarter: Q1 FY2016

Program Census Information:		# Children in Care During Quarter: 14	# Placements During Quarter: 15	# Children in Care On Last Day: 5
CCI Incentive Credits	Avg Performance All CCIs (Points)	Provider Performance (%)*	Possible Points (Weight)	Provider Points Earned
Early EPSDT Medical Visits		50%	2	1.00
Early EPSDT Dental Visits		67%	2	1.34
Permanency Contacts		0%	5	0.00
Additional Academic Supports		73%	2	1.46
Active Agency Accreditation		0%	4	0.00
Staff Clinical Licensure		0%	5	0.00
Behavior Management (threshold = 0)		100%	4	4.00
Incentives Total	7.91		24	7.80
Maximum total combined incentive credit allowed is 10 points.			Incentives Awarded	7.80
*Performance calculation descriptions can be found in the FY 2016 RBWO PBP Measurements and Standards Guide.				

Child Protective Services Investigations and Dispositions

The following investigations data, which is not used for scoring but is considered significant to a provider's performance, is from Georgia SHINES and is not considered final or complete until the end of the fiscal year.

Total Reports:	0
Number Screened In:	0
Number Screened Out:	0
Number Substantiated:	0
Number Unsubstantiated:	0
Number Active CPS Investigations:	0



DHS, DFCS, Office of Provider Management
Performance-Based Placement Measures
RBWO Provider GA+SCORECARD - CCI
Report Quarter: Q1 FY2016



Provider/Program Name: Turning Point Homes - Turning Point Cottage (833) - CCI

3392 Wesley Chapel Rd., Decatur, GA 30034

Phone: 678-343-1219

Vendor ID# 35604

Quarterly Scores (Grades)

Q1: 90.73 (A-)

Q2: 76.71 (C)

Q3: 73.59 (C-)

Q4: 84.21 (B)

Current Quarter Score (Grade)

90.73%

(A-)

Program Census Information:

Children in Care During Quarter: 11

Placements During Quarter: 11

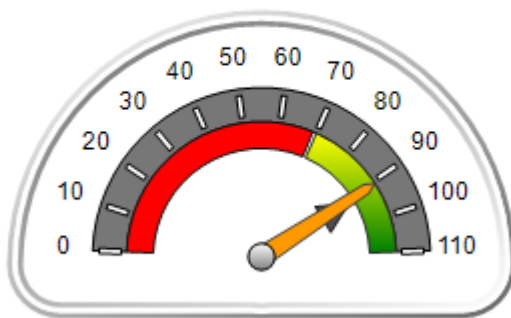
Children in Care On Last Day: 3

Quarterly Provider Comparisons to All CCIs

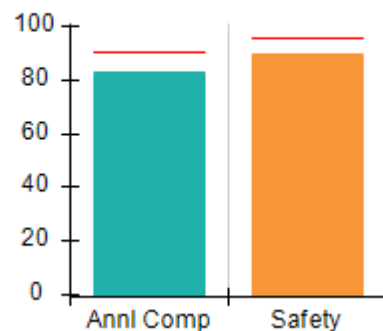
■■■■■■■■ indicates MalTx Threshold

▼ ————— indicates average for all CCIs

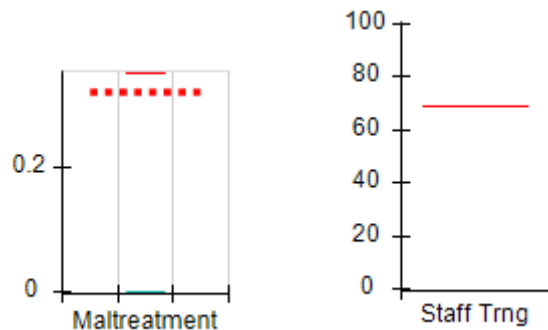
Overall Score (%)



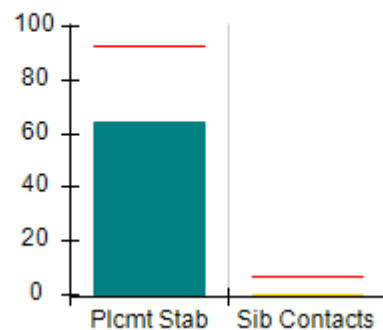
OPM Monitoring Reviews (%)



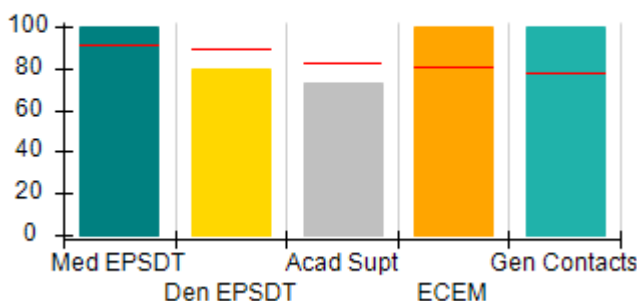
Safety Outcomes (%)



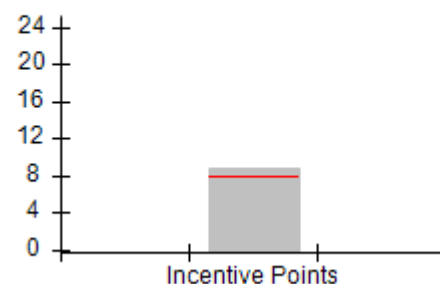
Permanency Outcomes (%)



Well-Being Outcomes (%)



Incentives Earned (Points)





DHS, DFCS, Office of Provider Management
Performance-Based Placement Measures
RBWO Provider GA+SCORECARD - CCI
Report Quarter: Q1 FY2016



Provider/Program Name: Turning Point Homes - Turning Point Cottage (833) - CCI				
3392 Wesley Chapel Rd., Decatur, GA 30034		Quarterly Scores (Grades)		Current Quarter Score (Grade)
Phone: 678-343-1219		Q1: 90.73 (A-)	Q2: 76.71 (C)	90.73% (A-)
Vendor ID# 35604		Q3: 73.59 (C-)	Q4: 84.21 (B)	
Program Census Information:		# Children in Care During Quarter: 11	# Placements During Quarter: 11	# Children in Care On Last Day: 3
	Avg Performance All CCIs (%)	Provider Performance (%)*	Possible Points (Weight)	Provider Points Earned
OPM Monitoring Reviews				
Annual Comprehensive Reviews	90%	83%	25	20.75
Safety Reviews	96%	89%	15	13.42
Monitoring Sub-Total			40	34.17
CCI Safety Outcomes				
Incidence of Maltreatment	0.35%	No Substantiated Reports	14	14.00
Staff Training	69%	Not Eligible		
Safety Sub-Total			14	14.00
CCI Permanency Outcomes				
Placement Stability	93%	64%	15	9.60
Sibling Contacts	7%	0%	5	0.00
Permanency Sub-Total			20	9.60
CCI Well-Being Outcomes				
EPSDT Medical Visits	91%	100%	4	4.00
EPSDT Dental Visits	89%	80%	4	3.20
Academic Supports	82%	73%	4	2.92
Provider ECEM Visits	80%	100%	7	7.00
Provider General Contacts	77%	100%	7	7.00
Well-Being Sub-Total			26	24.12
*Performance calculation descriptions can be found in the FY 2016 RBWO PBP Measurements and Standards Guide.				

Monitoring & Outcomes: Possible Points = 100	Points Earned = 81.89
Score Before Incentives Credit	81.89%
Incentives Awarded	8.84 pts
PBP Verification	N/A pts
Total Score	90.73%

Provider/Program Name: Turning Point Homes - Turning Point Cottage (833) - CCI



DHS, DFCS, Office of Provider Management
Performance-Based Placement Measures
RBWO Provider GA+SCORECARD - CCI



Report Quarter: Q1 FY2016

Program Census Information:		# Children in Care During Quarter: 11	# Placements During Quarter: 11	# Children in Care On Last Day: 3
CCI Incentive Credits	Avg Performance All CCIs (Points)	Provider Performance (%)*	Possible Points (Weight)	Provider Points Earned
Early EPSDT Medical Visits		100%	2	2.00
Early EPSDT Dental Visits		80%	2	1.60
Permanency Contacts		0%	5	0.00
Additional Academic Supports		62%	2	1.24
Active Agency Accreditation		0%	4	0.00
Staff Clinical Licensure		0%	5	0.00
Behavior Management (threshold = 0)		100%	4	4.00
Incentives Total	7.91		24	8.84
Maximum total combined incentive credit allowed is 10 points.			Incentives Awarded	8.84

*Performance calculation descriptions can be found in the FY 2016 RBWO PBP Measurements and Standards Guide.

Child Protective Services Investigations and Dispositions		
The following investigations data, which is not used for scoring but is considered significant to a provider's performance, is from Georgia SHINES and is not considered final or complete until the end of the fiscal year.		
Total Reports:	0	
Number Screened In:	0	
Number Screened Out:	0	
Number Substantiated:	0	
Number Unsubstantiated:	0	
Number Active CPS Investigations:	0	



DHS, DFCS, Office of Provider Management
Performance-Based Placement Measures
RBWO Provider GA+SCORECARD - CCI



Report Quarter: Q1 FY2016

Provider/Program Name: Twin Cedars Youth Services (formerly Georgia Industrial Children's Home) - Campus of Twin Cedar Youth Service (4340) - CCI

4690 N. Mumford Rd., Macon, GA 31210

Phone: 478-474-8220

Vendor ID# 78675

Quarterly Scores (Grades)

Current Quarter Score (Grade)

Q1: 96.05 (A)

Q2: 95.41 (A)

96.05%

Q3: 87.07 (B+)

Q4: 82.11 (B-)

(A)

Program Census Information:

Children in Care During
Quarter: 59

Placements During
Quarter: 59

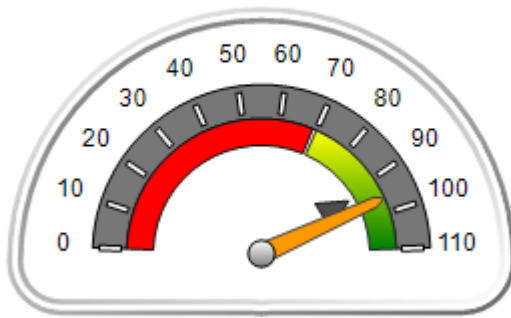
Children in Care On Last
Day: 47

Quarterly Provider Comparisons to All CCIs

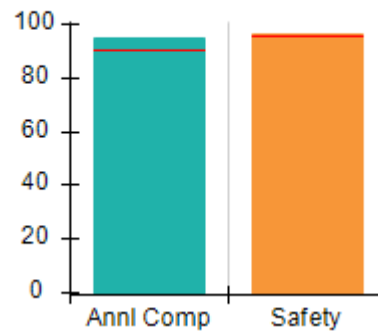
■■■■■■■■ indicates MalTx Threshold

▼ ————— indicates average for all CCIs

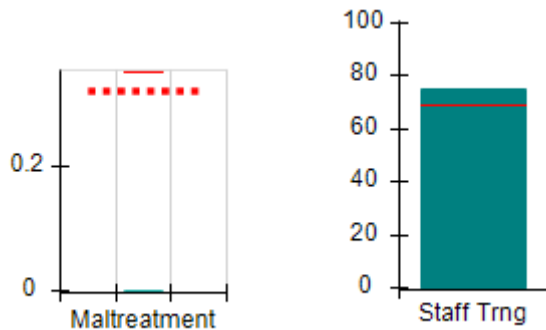
Overall Score (%)



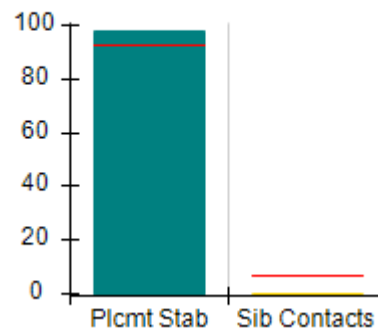
OPM Monitoring Reviews (%)



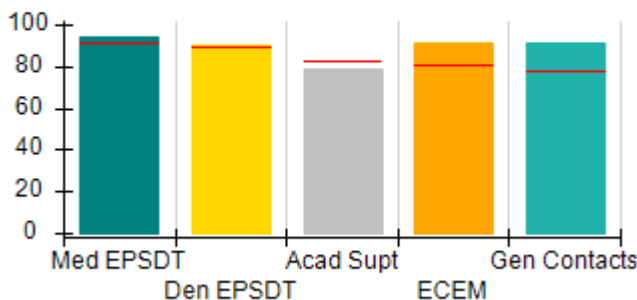
Safety Outcomes (%)



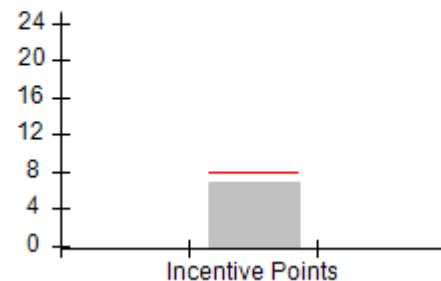
Permanency Outcomes (%)



Well-Being Outcomes (%)



Incentives Earned (Points)





DHS, DFCS, Office of Provider Management
Performance-Based Placement Measures
RBWO Provider GA+SCORECARD - CCI



Report Quarter: Q1 FY2016

Provider/Program Name: Twin Cedars Youth Services (formerly Georgia Industrial Children's Home) - Campus of Twin Cedar Youth Service (4340) - CCI				
4690 N. Mumford Rd., Macon, GA 31210		Quarterly Scores (Grades)		Current Quarter Score (Grade)
Phone: 478-474-8220		Q1: 96.05 (A)	Q2: 95.41 (A)	96.05%
Vendor ID# 78675		Q3: 87.07 (B+)	Q4: 82.11 (B-)	(A)
Program Census Information:		# Children in Care During Quarter: 59	# Placements During Quarter: 59	# Children in Care On Last Day: 47
	Avg Performance All CCIs (%)	Provider Performance (%)*	Possible Points (Weight)	Provider Points Earned
OPM Monitoring Reviews				
Annual Comprehensive Reviews	90%	95%	25	23.75
Safety Reviews	96%	97%	15	14.50
Monitoring Sub-Total			40	38.25
CCI Safety Outcomes				
Incidence of Maltreatment	0.35%	No Substantiated Reports	10	10.00
Staff Training	69%	75%	4	3.00
Safety Sub-Total			14	13.00
CCI Permanency Outcomes				
Placement Stability	93%	98%	15	14.70
Sibling Contacts	7%	0%	5	0.00
Permanency Sub-Total			20	14.70
CCI Well-Being Outcomes				
EPSDT Medical Visits	91%	94%	4	3.76
EPSDT Dental Visits	89%	90%	4	3.60
Academic Supports	82%	79%	4	3.16
Provider ECEM Visits	80%	91%	7	6.37
Provider General Contacts	77%	91%	7	6.37
Well-Being Sub-Total			26	23.26
*Performance calculation descriptions can be found in the FY 2016 RBWO PBP Measurements and Standards Guide.				

Monitoring & Outcomes: Possible Points = 100		Points Earned = 89.21	
Score Before Incentives Credit			89.21%
Incentives Awarded			6.84 pts
PBP Verification			N/A pts
Total Score			96.05%

Provider/Program Name: Twin Cedars Youth Services (formerly Georgia Industrial Children's Home) - Campus of Twin Cedar Youth Service (4340) - CCI



DHS, DFCS, Office of Provider Management
Performance-Based Placement Measures
RBWO Provider GA+SCORECARD - CCI



Report Quarter: Q1 FY2016

Program Census Information:		# Children in Care During Quarter: 59	# Placements During Quarter: 59	# Children in Care On Last Day: 47
CCI Incentive Credits	Avg Performance All CCIs (Points)	Provider Performance (%)*	Possible Points (Weight)	Provider Points Earned
Early EPSDT Medical Visits		63%	2	1.26
Early EPSDT Dental Visits		79%	2	1.58
Permanency Contacts		0%	5	0.00
Additional Academic Supports		0%	2	0.00
Active Agency Accreditation		0%	4	0.00
Staff Clinical Licensure		0%	5	0.00
Behavior Management (threshold = 0)		100%	4	4.00
Incentives Total	7.91		24	6.84
Maximum total combined incentive credit allowed is 10 points.			Incentives Awarded	6.84

*Performance calculation descriptions can be found in the FY 2016 RBWO PBP Measurements and Standards Guide.

Child Protective Services Investigations and Dispositions		
The following investigations data, which is not used for scoring but is considered significant to a provider's performance, is from Georgia SHINES and is not considered final or complete until the end of the fiscal year.		
Total Reports:	1	
Number Screened In:	0	
Number Screened Out:	1	
Number Substantiated:	0	
Number Unsubstantiated:	1	
Number Active CPS Investigations:	-1	



DHS, DFCS, Office of Provider Management
Performance-Based Placement Measures
RBWO Provider GA+SCORECARD - CCI



Report Quarter: Q1 FY2016

Provider/Program Name: Twin Cedars Youth Services - Anne Elizabeth Shepherd (835) - CCI

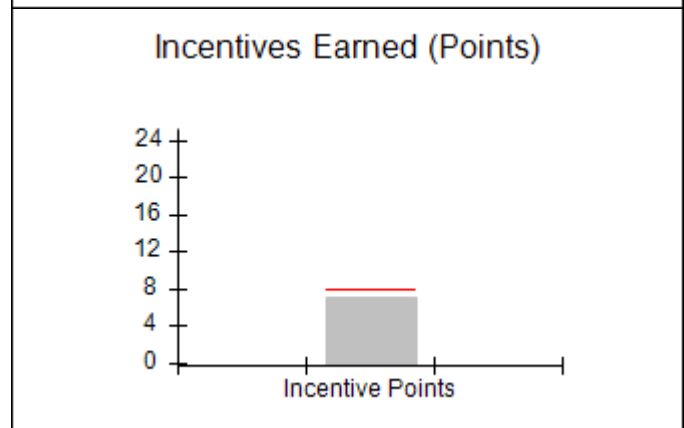
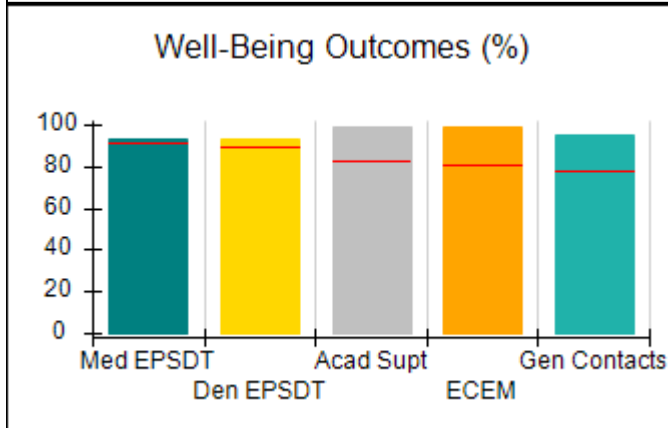
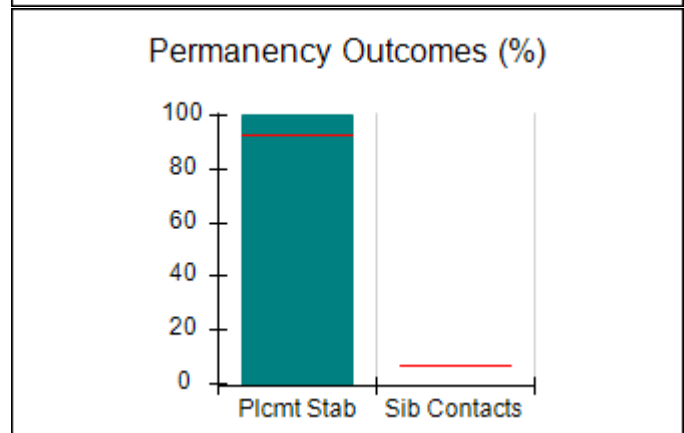
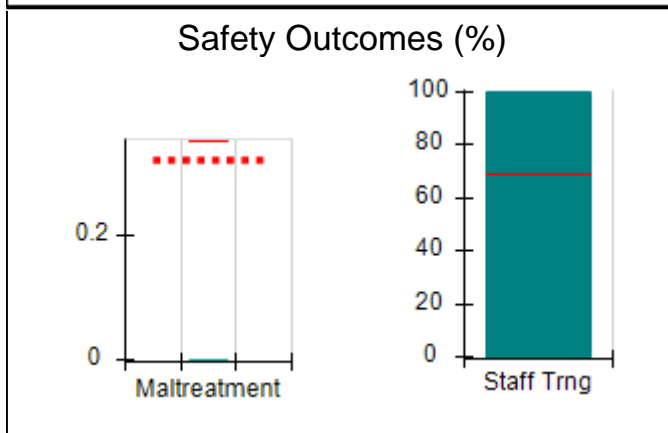
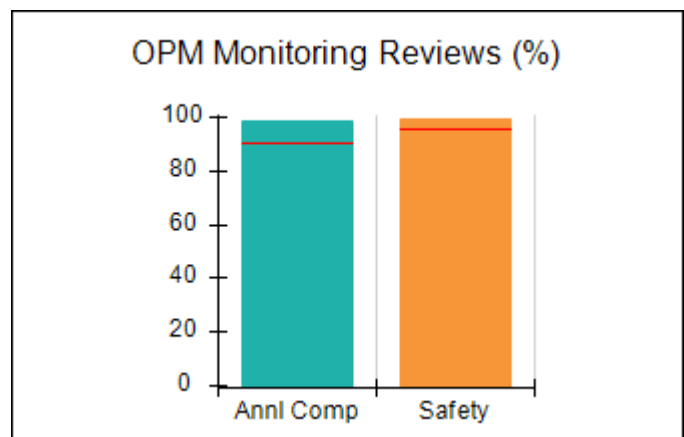
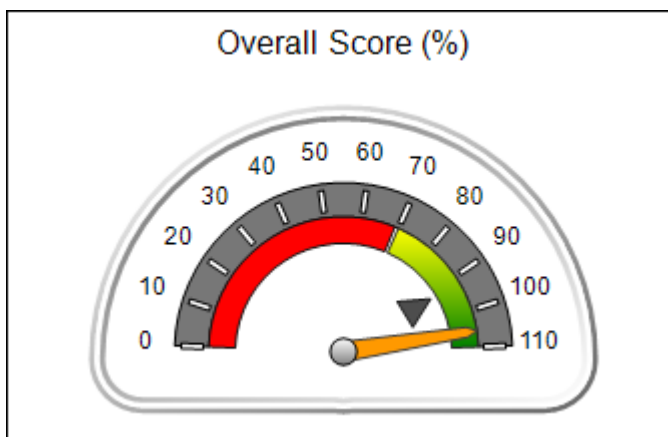
751 Double Churches Rd., Columbus, GA 31904 Phone: 706-322-8984 Vendor ID# 35615	Quarterly Scores (Grades)		Current Quarter Score (Grade)
	Q1: 105.70 (A+)	Q2: 96.44 (A)	105.70%
	Q3: 98.19 (A+)	Q4: 107.81 (A+)	(A+)

Program Census Information:	# Children in Care During Quarter: 31	# Placements During Quarter: 31	# Children in Care On Last Day: 28
------------------------------------	--	--	---

Quarterly Provider Comparisons to All CCIs

■■■■■■■■ indicates MalTx Threshold

▼ ————— indicates average for all CCIs





DHS, DFCS, Office of Provider Management
Performance-Based Placement Measures
RBWO Provider GA+SCORECARD - CCI



Report Quarter: Q1 FY2016

Provider/Program Name: Twin Cedars Youth Services - Anne Elizabeth Shepherd (835) - CCI

751 Double Churches Rd., Columbus, GA 31904 Phone: 706-322-8984 Vendor ID# 35615	Quarterly Scores (Grades)		Current Quarter Score (Grade)
	Q1: 105.70 (A+)	Q2: 96.44 (A)	105.70%
	Q3: 98.19 (A+)	Q4: 107.81 (A+)	(A+)

Program Census Information:	# Children in Care During Quarter: 31	# Placements During Quarter: 31	# Children in Care On Last Day: 28
-----------------------------	---------------------------------------	---------------------------------	------------------------------------

	Avg Performance All CCIs (%)	Provider Performance (%)*	Possible Points (Weight)	Provider Points Earned
--	-------------------------------------	----------------------------------	---------------------------------	-------------------------------

OPM Monitoring Reviews

Annual Comprehensive Reviews	90%	99%	25	24.67
Safety Reviews	96%	99%	15	14.92
Monitoring Sub-Total			40	39.58

CCI Safety Outcomes

Incidence of Maltreatment	0.35%	No Substantiated Reports	10	10.00
Staff Training	69%	100%	4	4.00
Safety Sub-Total			14	14.00

CCI Permanency Outcomes

Placement Stability	93%	100%	20	20.00
Sibling Contacts	7%	None Planned		
Permanency Sub-Total			20	20.00

CCI Well-Being Outcomes

EPSDT Medical Visits	91%	93%	4	3.72
EPSDT Dental Visits	89%	93%	4	3.72
Academic Supports	82%	99%	4	3.96
Provider ECEM Visits	80%	99%	7	6.93
Provider General Contacts	77%	95%	7	6.65
Well-Being Sub-Total			26	24.98

*Performance calculation descriptions can be found in the FY 2016 RBWO PBP Measurements and Standards Guide.

Monitoring & Outcomes: Possible Points = 100		Points Earned = 98.56	
Score Before Incentives Credit			98.56%
Incentives Awarded			7.14 pts
PBP Verification			N/A pts
Total Score			105.70%

Provider/Program Name: Twin Cedars Youth Services - Anne Elizabeth Shepherd (835) - CCI



DHS, DFCS, Office of Provider Management
Performance-Based Placement Measures
RBWO Provider GA+SCORECARD - CCI



Report Quarter: Q1 FY2016

Program Census Information:		# Children in Care During Quarter: 31	# Placements During Quarter: 31	# Children in Care On Last Day: 28
CCI Incentive Credits	Avg Performance All CCIs (Points)	Provider Performance (%)*	Possible Points (Weight)	Provider Points Earned
Early EPSDT Medical Visits		71%	2	1.42
Early EPSDT Dental Visits		86%	2	1.72
Permanency Contacts		None Planned	5	
Additional Academic Supports		0%	2	0.00
Active Agency Accreditation		0%	4	0.00
Staff Clinical Licensure		0%	5	0.00
Behavior Management (threshold = 0)		100%	4	4.00
Incentives Total	7.91		24	7.14
Maximum total combined incentive credit allowed is 10 points.			Incentives Awarded	7.14

*Performance calculation descriptions can be found in the FY 2016 RBWO PBP Measurements and Standards Guide.

Child Protective Services Investigations and Dispositions		
The following investigations data, which is not used for scoring but is considered significant to a provider's performance, is from Georgia SHINES and is not considered final or complete until the end of the fiscal year.		
Total Reports:	0	
Number Screened In:	0	
Number Screened Out:	0	
Number Substantiated:	0	
Number Unsubstantiated:	0	
Number Active CPS Investigations:	0	



DHS, DFCS, Office of Provider Management
Performance-Based Placement Measures
RBWO Provider GA+SCORECARD - CCI



Report Quarter: Q1 FY2016

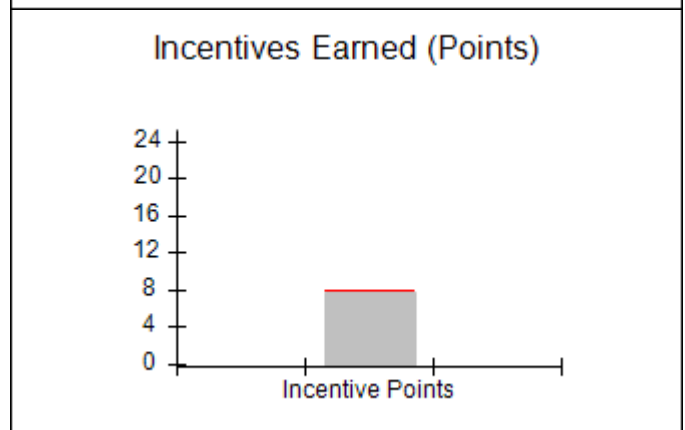
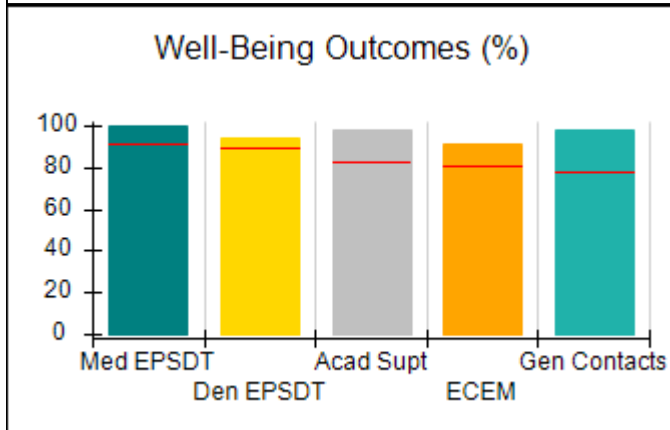
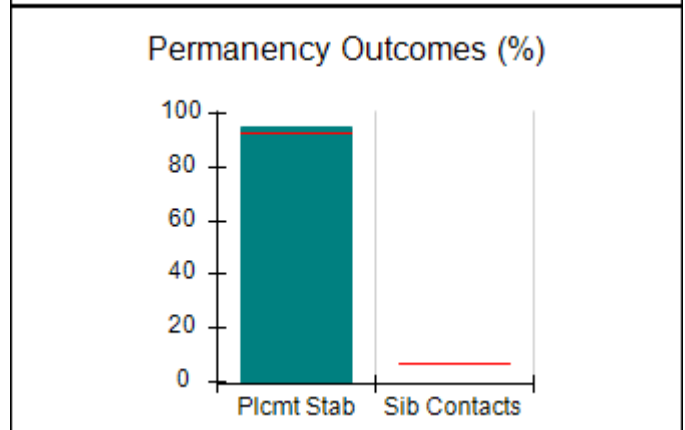
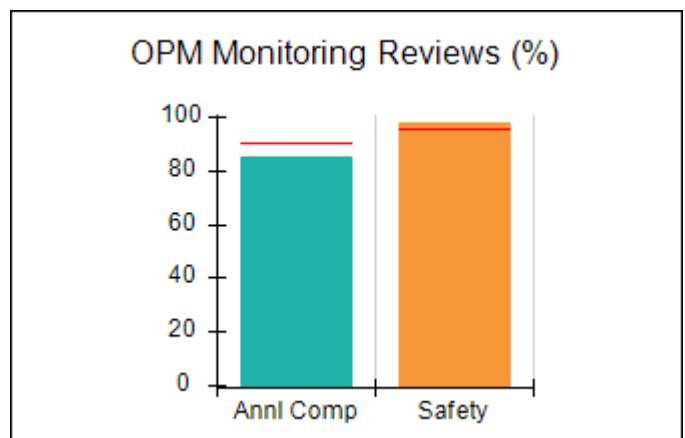
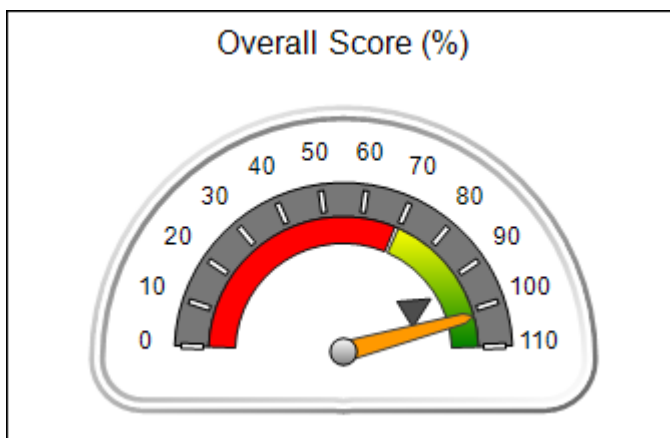
Provider/Program Name: Twin Cedars Youth Services - Bradfield Center (846) - CCI

1022 East Depot St., LaGrange, GA 30241-1526 Phone: 706-884-1717 Vendor ID# 35610	Quarterly Scores (Grades)		Current Quarter Score (Grade)
	Q1: 101.67 (A+)	Q2: 100.81 (A+)	101.67%
	Q3: 102.88 (A+)	Q4: 95.83 (A)	(A+)
Program Census Information:	# Children in Care During Quarter: 19	# Placements During Quarter: 19	# Children in Care On Last Day: 14

Quarterly Provider Comparisons to All CCIs

■■■■■■■■ indicates MalTx Threshold

▼ — indicates average for all CCIs





DHS, DFCS, Office of Provider Management
Performance-Based Placement Measures
RBWO Provider GA+SCORECARD - CCI
Report Quarter: Q1 FY2016



Provider/Program Name: Twin Cedars Youth Services - Bradfield Center (846) - CCI

1022 East Depot St., LaGrange, GA 30241-1526 Phone: 706-884-1717 Vendor ID# 35610	Quarterly Scores (Grades)		Current Quarter Score (Grade)
	Q1: 101.67 (A+)	Q2: 100.81 (A+)	101.67%
	Q3: 102.88 (A+)	Q4: 95.83 (A)	(A+)

Program Census Information:	# Children in Care During Quarter: 19	# Placements During Quarter: 19	# Children in Care On Last Day: 14
-----------------------------	---------------------------------------	---------------------------------	------------------------------------

	Avg Performance All CCIs (%)	Provider Performance (%)*	Possible Points (Weight)	Provider Points Earned
--	-------------------------------------	----------------------------------	---------------------------------	-------------------------------

OPM Monitoring Reviews

Annual Comprehensive Reviews	90%	85%	25	21.31
Safety Reviews	96%	98%	15	14.73
Monitoring Sub-Total			40	36.04

CCI Safety Outcomes

Incidence of Maltreatment	0.35%	No Substantiated Reports	10	10.00
Staff Training	69%	100%	4	4.00
Safety Sub-Total			14	14.00

CCI Permanency Outcomes

Placement Stability	93%	95%	20	19.00
Sibling Contacts	7%	None Planned		
Permanency Sub-Total			20	19.00

CCI Well-Being Outcomes

EPSDT Medical Visits	91%	100%	4	4.00
EPSDT Dental Visits	89%	94%	4	3.76
Academic Supports	82%	98%	4	3.92
Provider ECEM Visits	80%	91%	7	6.37
Provider General Contacts	77%	98%	7	6.86
Well-Being Sub-Total			26	24.91

*Performance calculation descriptions can be found in the FY 2016 RBWO PBP Measurements and Standards Guide.

Monitoring & Outcomes: Possible Points = 100		Points Earned = 93.95	
Score Before Incentives Credit		93.95%	
Incentives Awarded		7.72 pts	
PBP Verification		N/A pts	
Total Score		101.67%	

Provider/Program Name: Twin Cedars Youth Services - Bradfield Center (846) - CCI



DHS, DFCS, Office of Provider Management
Performance-Based Placement Measures
RBWO Provider GA+SCORECARD - CCI



Report Quarter: Q1 FY2016

Program Census Information:		# Children in Care During Quarter: 19	# Placements During Quarter: 19	# Children in Care On Last Day: 14
CCI Incentive Credits	Avg Performance All CCIs (Points)	Provider Performance (%)*	Possible Points (Weight)	Provider Points Earned
Early EPSDT Medical Visits		Not Eligible	2	
Early EPSDT Dental Visits		86%	2	1.72
Permanency Contacts		None Planned	5	
Additional Academic Supports		0%	2	0.00
Active Agency Accreditation		50%	4	2.00
Staff Clinical Licensure		0%	5	0.00
Behavior Management (threshold = 0)		100%	4	4.00
Incentives Total	7.91		24	7.72
Maximum total combined incentive credit allowed is 10 points.			Incentives Awarded	7.72

*Performance calculation descriptions can be found in the FY 2016 RBWO PBP Measurements and Standards Guide.

Child Protective Services Investigations and Dispositions		
The following investigations data, which is not used for scoring but is considered significant to a provider's performance, is from Georgia SHINES and is not considered final or complete until the end of the fiscal year.		
Total Reports:	0	
Number Screened In:	0	
Number Screened Out:	0	
Number Substantiated:	0	
Number Unsubstantiated:	0	
Number Active CPS Investigations:	0	



DHS, DFCS, Office of Provider Management
Performance-Based Placement Measures
RBWO Provider GA+SCORECARD - CCI



Report Quarter: Q1 FY2016

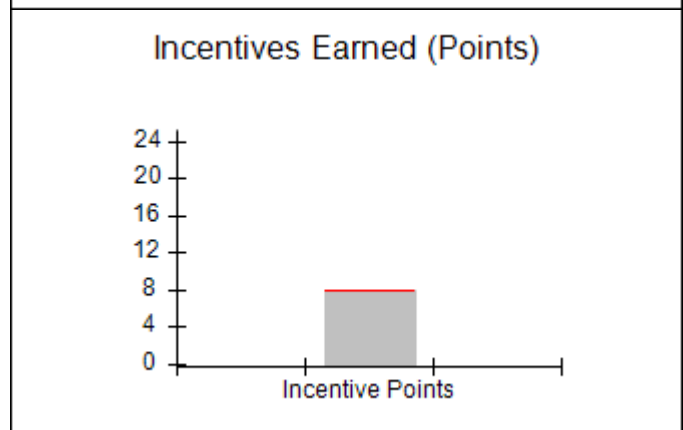
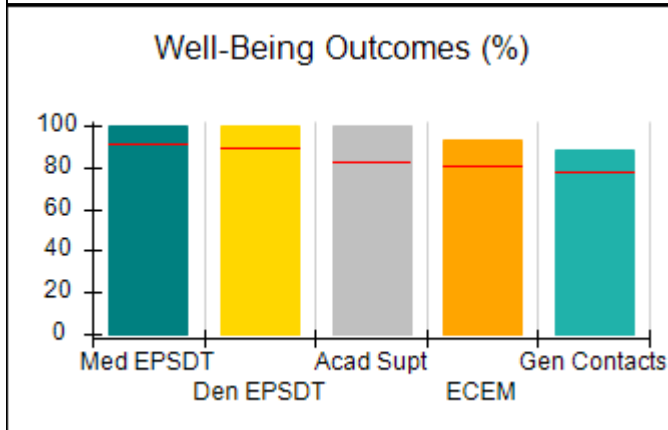
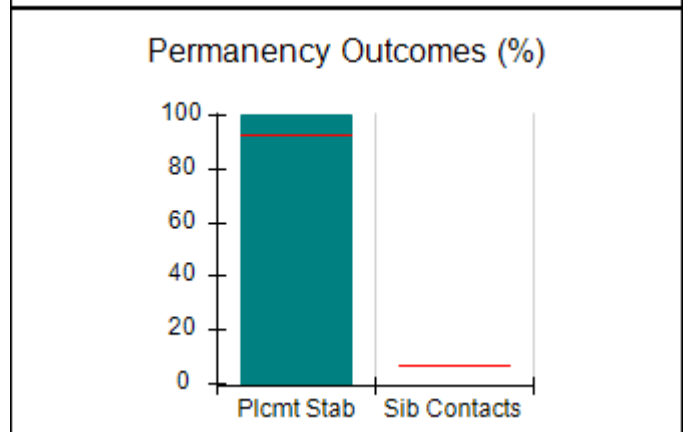
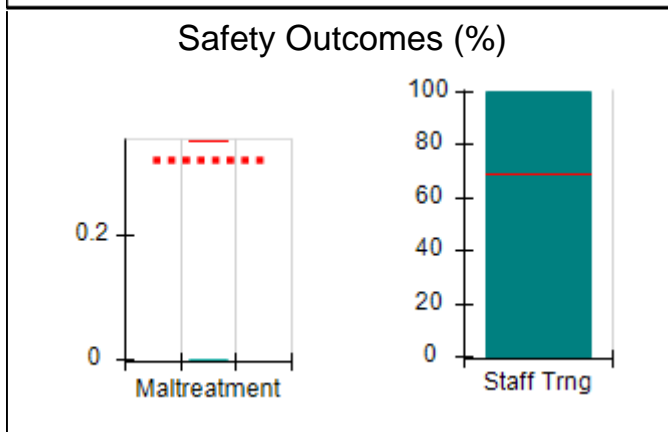
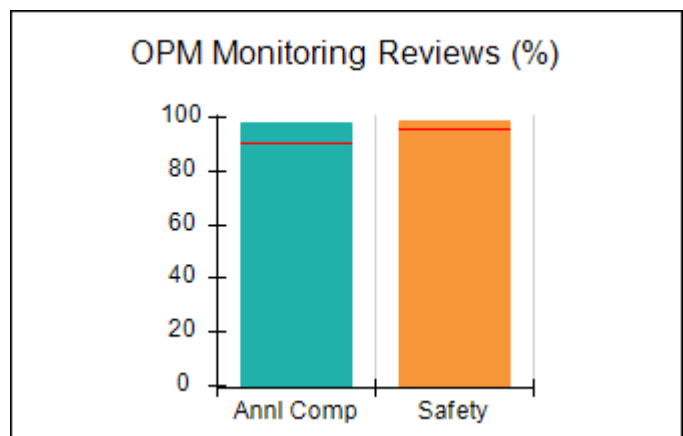
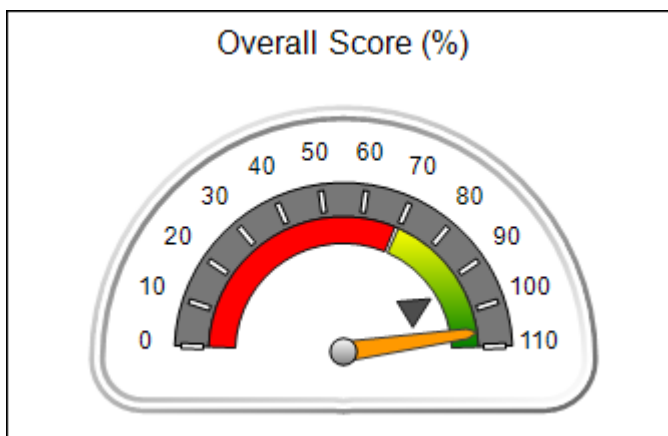
Provider/Program Name: Twin Cedars Youth Services - Connections (837) - CCI

1055 E. Depot Street, LaGrange, GA 30241 Phone: 706-882-4437 Vendor ID# 35609	Quarterly Scores (Grades)		Current Quarter Score (Grade)
	Q1: 106.14 (A+)	Q2: 97.64 (A+)	106.14% (A+)
	Q3: 88.91 (B+)	Q4: 93.66 (A-)	
Program Census Information:	# Children in Care During Quarter: 6	# Placements During Quarter: 6	# Children in Care On Last Day: 6

Quarterly Provider Comparisons to All CCIs

■■■■■■■■ indicates MalTx Threshold

▼ ————— indicates average for all CCIs





DHS, DFCS, Office of Provider Management
Performance-Based Placement Measures
RBWO Provider GA+SCORECARD - CCI
Report Quarter: Q1 FY2016



Provider/Program Name: Twin Cedars Youth Services - Connections (837) - CCI

1055 E. Depot Street, LaGrange, GA 30241		Quarterly Scores (Grades)		Current Quarter Score (Grade)
Phone: 706-882-4437		Q1: 106.14 (A+)	Q2: 97.64 (A+)	106.14% (A+)
Vendor ID# 35609		Q3: 88.91 (B+)	Q4: 93.66 (A-)	
Program Census Information:		# Children in Care During Quarter: 6	# Placements During Quarter: 6	# Children in Care On Last Day: 6
	Avg Performance All CCIs (%)	Provider Performance (%)*	Possible Points (Weight)	Provider Points Earned
OPM Monitoring Reviews				
Annual Comprehensive Reviews	90%	98%	25	24.59
Safety Reviews	96%	99%	15	14.88
Monitoring Sub-Total			40	39.47
CCI Safety Outcomes				
Incidence of Maltreatment	0.35%	No Substantiated Reports	10	10.00
Staff Training	69%	100%	4	4.00
Safety Sub-Total			14	14.00
CCI Permanency Outcomes				
Placement Stability	93%	100%	20	20.00
Sibling Contacts	7%	None Planned		
Permanency Sub-Total			20	20.00
CCI Well-Being Outcomes				
EPSDT Medical Visits	91%	100%	4	4.00
EPSDT Dental Visits	89%	100%	4	4.00
Academic Supports	82%	100%	4	4.00
Provider ECEM Visits	80%	93%	7	6.51
Provider General Contacts	77%	88%	7	6.16
Well-Being Sub-Total			26	24.67
*Performance calculation descriptions can be found in the FY 2016 RBWO PBP Measurements and Standards Guide.				

Monitoring & Outcomes: Possible Points = 100	Points Earned = 98.14
Score Before Incentives Credit	98.14%
Incentives Awarded	8.00 pts
PBP Verification	N/A pts
Total Score	106.14%

Provider/Program Name: Twin Cedars Youth Services - Connections (837) - CCI



DHS, DFCS, Office of Provider Management
Performance-Based Placement Measures
RBWO Provider GA+SCORECARD - CCI



Report Quarter: Q1 FY2016

Program Census Information:		# Children in Care During Quarter: 6	# Placements During Quarter: 6	# Children in Care On Last Day: 6
CCI Incentive Credits	Avg Performance All CCIs (Points)	Provider Performance (%)*	Possible Points (Weight)	Provider Points Earned
Early EPSDT Medical Visits		100%	2	2.00
Early EPSDT Dental Visits		100%	2	2.00
Permanency Contacts		None Planned	5	
Additional Academic Supports		0%	2	0.00
Active Agency Accreditation		0%	4	0.00
Staff Clinical Licensure		0%	5	0.00
Behavior Management (threshold = 0)		100%	4	4.00
Incentives Total	7.91		24	8.00
Maximum total combined incentive credit allowed is 10 points.			Incentives Awarded	8.00
*Performance calculation descriptions can be found in the FY 2016 RBWO PBP Measurements and Standards Guide.				

Child Protective Services Investigations and Dispositions

The following investigations data, which is not used for scoring but is considered significant to a provider's performance, is from Georgia SHINES and is not considered final or complete until the end of the fiscal year.

Total Reports:	0
Number Screened In:	0
Number Screened Out:	0
Number Substantiated:	0
Number Unsubstantiated:	0
Number Active CPS Investigations:	0



DHS, DFCS, Office of Provider Management
Performance-Based Placement Measures
RBWO Provider GA+SCORECARD - CCI



Report Quarter: Q1 FY2016

Provider/Program Name: Twin Cedars Youth Services - Magnolia Second Chance Home (844) - CCI

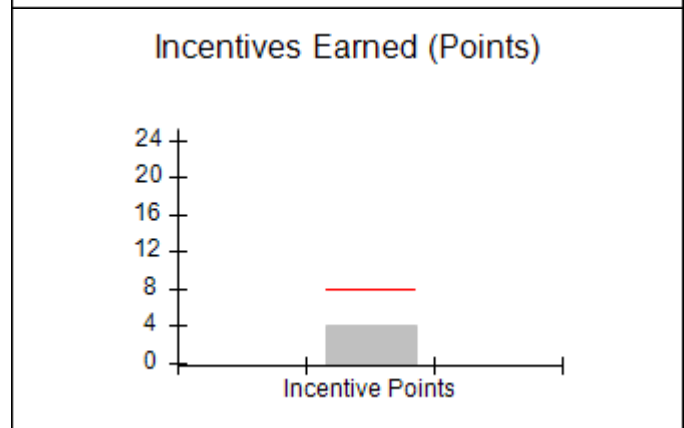
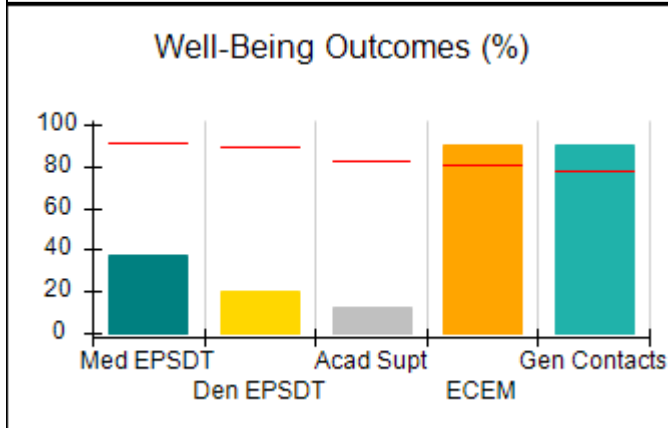
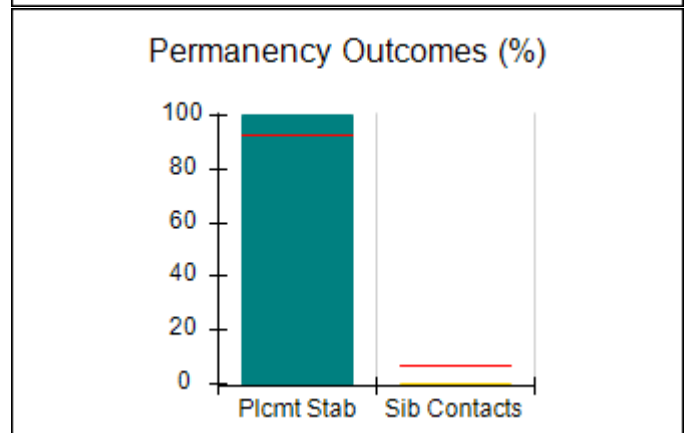
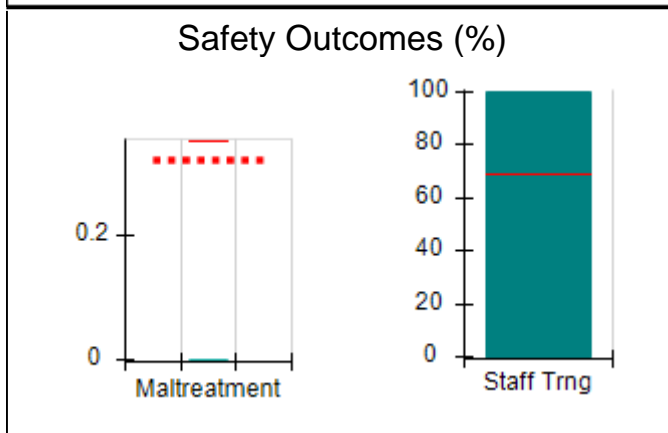
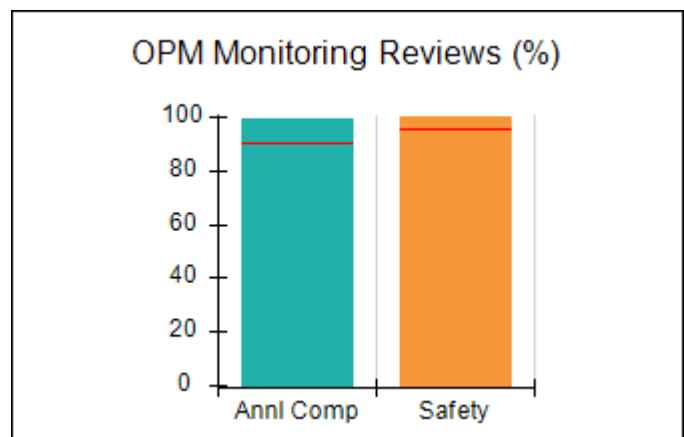
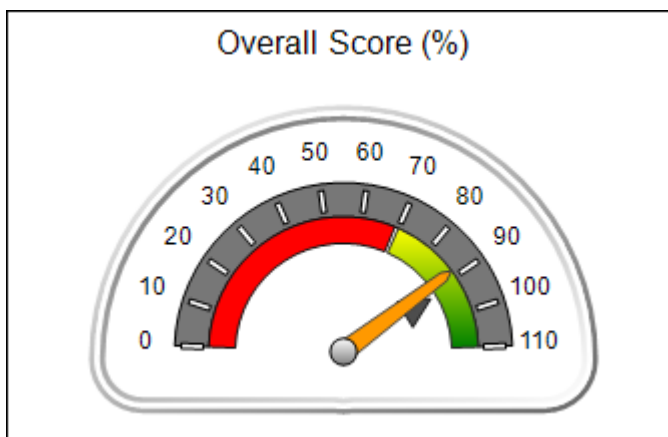
99 Johnson St., LaGrange, GA 30241 Phone: 706-298-2158 Vendor ID# 35618	Quarterly Scores (Grades)		Current Quarter Score (Grade)
	Q1: 88.27 (B+)	Q2: 85.83 (B)	88.27%
	Q3: 96.37 (A)	Q4: 91.93 (A-)	(B+)

Program Census Information:	# Children in Care During Quarter: 8	# Placements During Quarter: 8	# Children in Care On Last Day: 8
-----------------------------	--------------------------------------	--------------------------------	-----------------------------------

Quarterly Provider Comparisons to All CCIs

■■■■■■■■ indicates MalTx Threshold

▼ ————— indicates average for all CCIs





DHS, DFCS, Office of Provider Management
Performance-Based Placement Measures
RBWO Provider GA+SCORECARD - CCI



Report Quarter: Q1 FY2016

Provider/Program Name: Twin Cedars Youth Services - Magnolia Second Chance Home (844) - CCI

99 Johnson St., LaGrange, GA 30241 Phone: 706-298-2158 Vendor ID# 35618	Quarterly Scores (Grades)		Current Quarter Score (Grade)
	Q1: 88.27 (B+)	Q2: 85.83 (B)	88.27%
	Q3: 96.37 (A)	Q4: 91.93 (A-)	(B+)

Program Census Information:	# Children in Care During Quarter: 8	# Placements During Quarter: 8	# Children in Care On Last Day: 8
------------------------------------	---	---------------------------------------	--

	Avg Performance All CCIs (%)	Provider Performance (%)*	Possible Points (Weight)	Provider Points Earned
--	-------------------------------------	----------------------------------	---------------------------------	-------------------------------

OPM Monitoring Reviews

Annual Comprehensive Reviews	90%	99%	25	24.83
Safety Reviews	96%	100%	15	15.00
Monitoring Sub-Total			40	39.83

CCI Safety Outcomes

Incidence of Maltreatment	0.35%	No Substantiated Reports	10	10.00
Staff Training	69%	100%	4	4.00
Safety Sub-Total			14	14.00

CCI Permanency Outcomes

Placement Stability	93%	100%	15	15.00
Sibling Contacts	7%	0%	5	0.00
Permanency Sub-Total			20	15.00

CCI Well-Being Outcomes

EPSDT Medical Visits	91%	38%	4	1.52
EPSDT Dental Visits	89%	20%	4	0.80
Academic Supports	82%	13%	4	0.52
Provider ECEM Visits	80%	90%	7	6.30
Provider General Contacts	77%	90%	7	6.30
Well-Being Sub-Total			26	15.44

*Performance calculation descriptions can be found in the FY 2016 RBWO PBP Measurements and Standards Guide.

Monitoring & Outcomes: Possible Points = 100		Points Earned = 84.27	
Score Before Incentives Credit		84.27%	
Incentives Awarded		4.00 pts	
PBP Verification		N/A pts	
Total Score		88.27%	

Provider/Program Name: Twin Cedars Youth Services - Magnolia Second Chance Home (844) - CCI



DHS, DFCS, Office of Provider Management
Performance-Based Placement Measures
RBWO Provider GA+SCORECARD - CCI



Report Quarter: Q1 FY2016

Program Census Information:		# Children in Care During Quarter: 8	# Placements During Quarter: 8	# Children in Care On Last Day: 8
CCI Incentive Credits	Avg Performance All CCIs (Points)	Provider Performance (%)*	Possible Points (Weight)	Provider Points Earned
Early EPSDT Medical Visits		0%	2	0.00
Early EPSDT Dental Visits		0%	2	0.00
Permanency Contacts		0%	5	0.00
Additional Academic Supports		0%	2	0.00
Active Agency Accreditation		0%	4	0.00
Staff Clinical Licensure		0%	5	0.00
Behavior Management (threshold = 0)		100%	4	4.00
Incentives Total	7.91		24	4.00
Maximum total combined incentive credit allowed is 10 points.			Incentives Awarded	4.00

*Performance calculation descriptions can be found in the FY 2016 RBWO PBP Measurements and Standards Guide.

Child Protective Services Investigations and Dispositions		
The following investigations data, which is not used for scoring but is considered significant to a provider's performance, is from Georgia SHINES and is not considered final or complete until the end of the fiscal year.		
Total Reports:	1	
Number Screened In:	0	
Number Screened Out:	1	
Number Substantiated:	0	
Number Unsubstantiated:	0	
Number Active CPS Investigations:	0	



DHS, DFCS, Office of Provider Management
Performance-Based Placement Measures
RBWO Provider GA+SCORECARD - CCI



Report Quarter: Q1 FY2016

Provider/Program Name: Twin Cedars Youth Services - Reality House (841) - CCI

907 Double Churches Rd., Columbus, GA 31904

Phone: 706-596-9601

Vendor ID# 35621

Quarterly Scores (Grades)

Q1: 95.87 (A)

Q2: 107.48 (A+)

Q3: 102.37 (A+)

Q4: 98.85 (A+)

Current Quarter Score (Grade)

95.87%

(A)

Program Census Information:

Children in Care During Quarter: 5

Placements During Quarter: 5

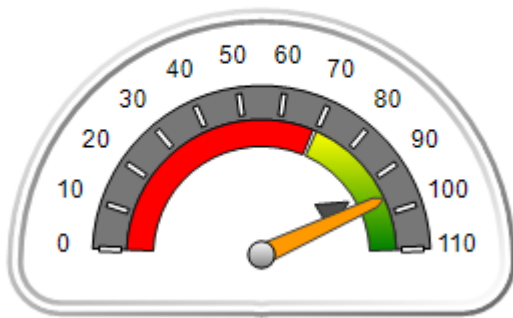
Children in Care On Last Day: 4

Quarterly Provider Comparisons to All CCIs

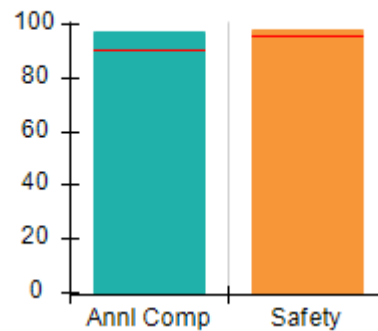
■■■■■■■■ indicates MalTx Threshold

▼ indicates average for all CCIs

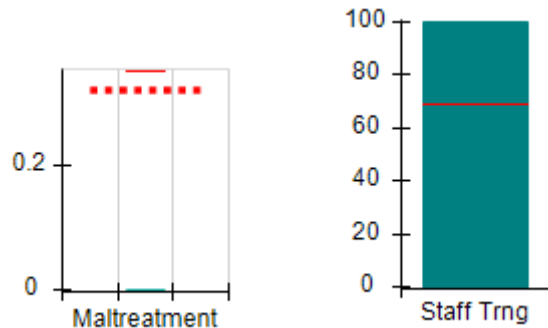
Overall Score (%)



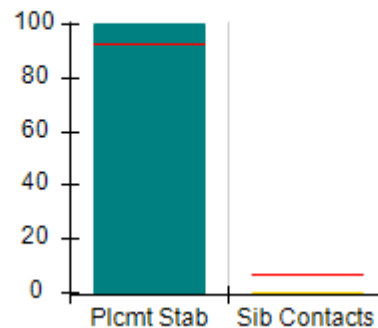
OPM Monitoring Reviews (%)



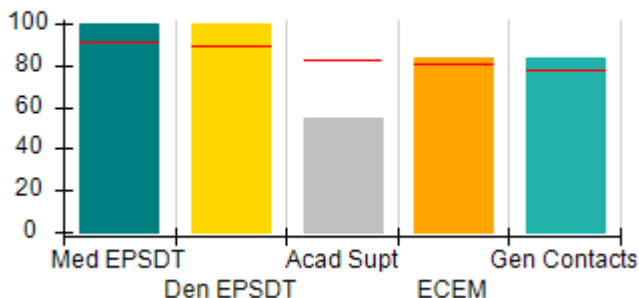
Safety Outcomes (%)



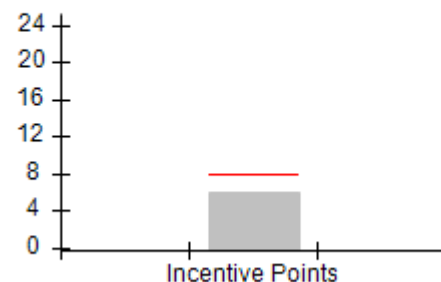
Permanency Outcomes (%)



Well-Being Outcomes (%)



Incentives Earned (Points)





DHS, DFCS, Office of Provider Management
Performance-Based Placement Measures
RBWO Provider GA+SCORECARD - CCI
Report Quarter: Q1 FY2016



Provider/Program Name: Twin Cedars Youth Services - Reality House (841) - CCI				
907 Double Churches Rd., Columbus, GA 31904		Quarterly Scores (Grades)		Current Quarter Score (Grade)
Phone: 706-596-9601		Q1: 95.87 (A)	Q2: 107.48 (A+)	95.87% (A)
Vendor ID# 35621		Q3: 102.37 (A+)	Q4: 98.85 (A+)	
Program Census Information:		# Children in Care During Quarter: 5	# Placements During Quarter: 5	# Children in Care On Last Day: 4
	Avg Performance All CCIs (%)	Provider Performance (%)*	Possible Points (Weight)	Provider Points Earned
OPM Monitoring Reviews				
Annual Comprehensive Reviews	90%	97%	25	24.33
Safety Reviews	96%	98%	15	14.72
Monitoring Sub-Total			40	39.05
CCI Safety Outcomes				
Incidence of Maltreatment	0.35%	No Substantiated Reports	10	10.00
Staff Training	69%	100%	4	4.00
Safety Sub-Total			14	14.00
CCI Permanency Outcomes				
Placement Stability	93%	100%	15	15.00
Sibling Contacts	7%	0%	5	0.00
Permanency Sub-Total			20	15.00
CCI Well-Being Outcomes				
EPSDT Medical Visits	91%	100%	4	4.00
EPSDT Dental Visits	89%	100%	4	4.00
Academic Supports	82%	55%	4	2.20
Provider ECEM Visits	80%	83%	7	5.81
Provider General Contacts	77%	83%	7	5.81
Well-Being Sub-Total			26	21.82
*Performance calculation descriptions can be found in the FY 2016 RBWO PBP Measurements and Standards Guide.				

Monitoring & Outcomes: Possible Points = 100	Points Earned = 89.87
Score Before Incentives Credit	89.87%
Incentives Awarded	6.00 pts
PBP Verification	N/A pts
Total Score	95.87%

Provider/Program Name: Twin Cedars Youth Services - Reality House (841) - CCI
--



DHS, DFCS, Office of Provider Management
Performance-Based Placement Measures
RBWO Provider GA+SCORECARD - CCI



Report Quarter: Q1 FY2016

Program Census Information:		# Children in Care During Quarter: 5	# Placements During Quarter: 5	# Children in Care On Last Day: 4
CCI Incentive Credits	Avg Performance All CCIs (Points)	Provider Performance (%)*	Possible Points (Weight)	Provider Points Earned
Early EPSDT Medical Visits		Not Eligible	2	
Early EPSDT Dental Visits		100%	2	2.00
Permanency Contacts		0%	5	0.00
Additional Academic Supports		0%	2	0.00
Active Agency Accreditation		0%	4	0.00
Staff Clinical Licensure		0%	5	0.00
Behavior Management (threshold = 0)		100%	4	4.00
Incentives Total	7.91		24	6.00
Maximum total combined incentive credit allowed is 10 points.			Incentives Awarded	6.00

*Performance calculation descriptions can be found in the FY 2016 RBWO PBP Measurements and Standards Guide.

Child Protective Services Investigations and Dispositions

The following investigations data, which is not used for scoring but is considered significant to a provider's performance, is from Georgia SHINES and is not considered final or complete until the end of the fiscal year.

Total Reports:	0
Number Screened In:	0
Number Screened Out:	0
Number Substantiated:	0
Number Unsubstantiated:	0
Number Active CPS Investigations:	0



DHS, DFCS, Office of Provider Management
Performance-Based Placement Measures
RBWO Provider GA+SCORECARD - CCI



Report Quarter: Q1 FY2016

Provider/Program Name: Vanessa's Place - (5162) - CCI

655 Post Road Drive, Stone Mountain, GA
 30088

Phone: 404-234-8512

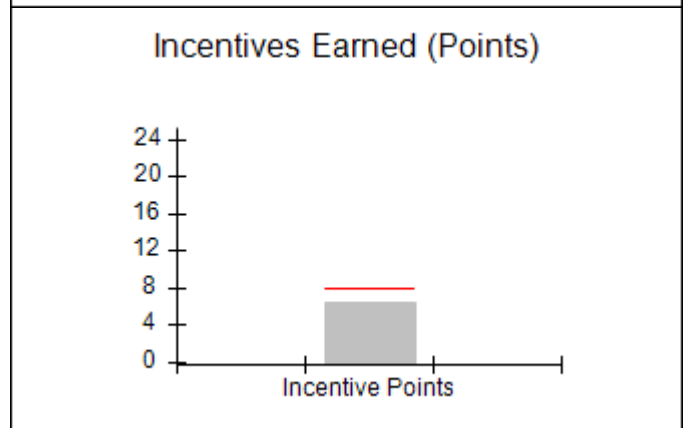
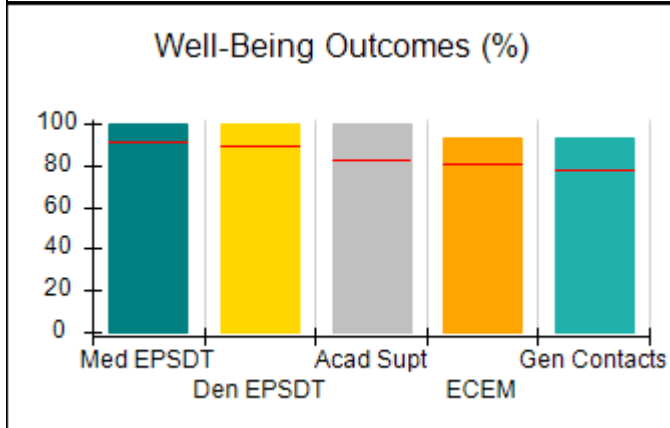
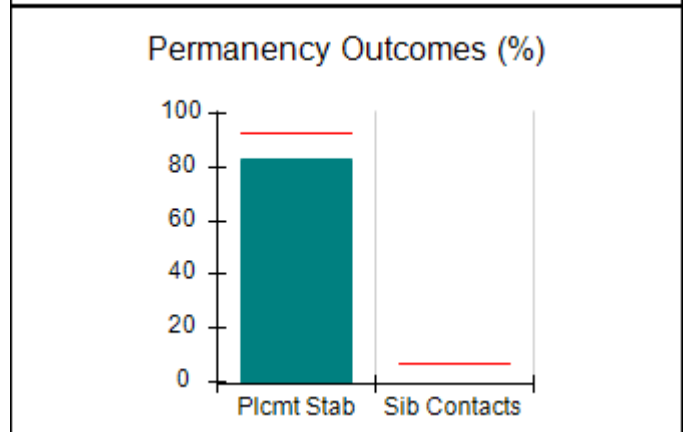
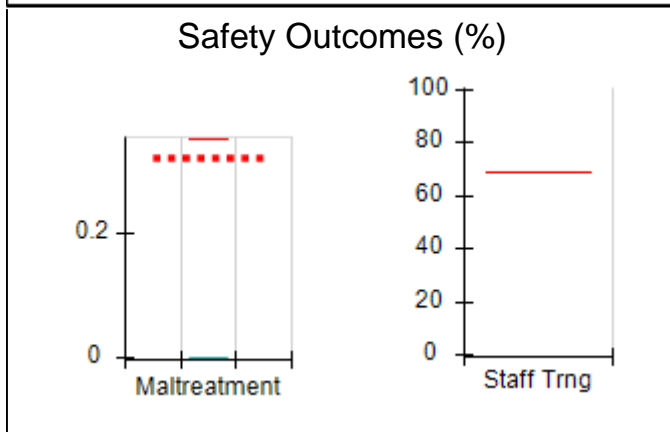
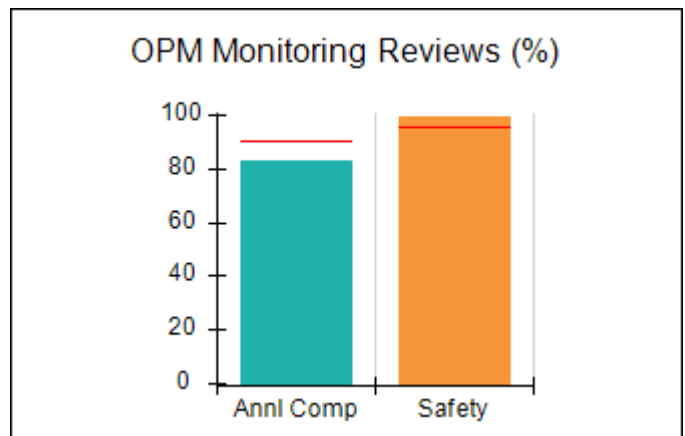
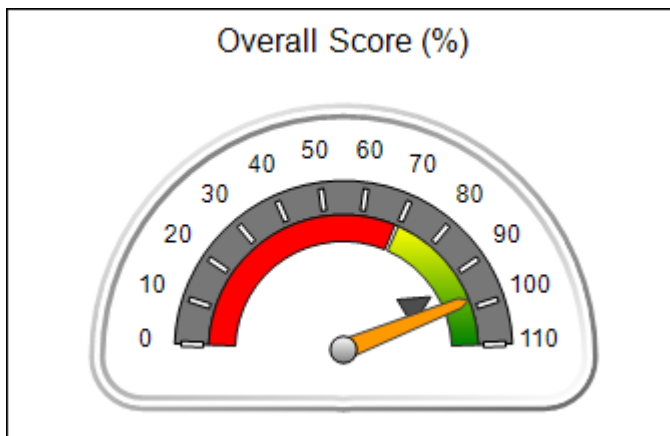
Vendor ID# 46470

	Quarterly Scores (Grades)		Current Quarter Score (Grade)
	Q1: 97.67 (A+)	Q2: 99.23 (A+)	97.67% (A+)
	Q3: 100.01 (A+)	Q4: 98.38 (A+)	
Program Census Information:	# Children in Care During Quarter: 6	# Placements During Quarter: 6	# Children in Care On Last Day: 4

Quarterly Provider Comparisons to All CCIs

■■■■■■■■ indicates MalTx Threshold

▼ ————— indicates average for all CCIs





DHS, DFCS, Office of Provider Management
Performance-Based Placement Measures
RBWO Provider GA+SCORECARD - CCI
Report Quarter: Q1 FY2016



Provider/Program Name: Vanessa's Place - (5162) - CCI

655 Post Road Drive, Stone Mountain, GA 30088 Phone: 404-234-8512 Vendor ID# 46470	Quarterly Scores (Grades)		Current Quarter Score (Grade)
	Q1: 97.67 (A+)	Q2: 99.23 (A+)	97.67%
	Q3: 100.01 (A+)	Q4: 98.38 (A+)	(A+)

Program Census Information:	# Children in Care During Quarter: 6	# Placements During Quarter: 6	# Children in Care On Last Day: 4
-----------------------------	--------------------------------------	--------------------------------	-----------------------------------

	Avg Performance All CCIs (%)	Provider Performance (%)*	Possible Points (Weight)	Provider Points Earned
--	-------------------------------------	----------------------------------	---------------------------------	-------------------------------

OPM Monitoring Reviews

Annual Comprehensive Reviews	90%	83%	25	20.85
Safety Reviews	96%	99%	15	14.90
Monitoring Sub-Total			40	35.75

CCI Safety Outcomes

Incidence of Maltreatment	0.35%	No Substantiated Reports	14	14.00
Staff Training	69%	Not Eligible		
Safety Sub-Total			14	14.00

CCI Permanency Outcomes

Placement Stability	93%	83%	20	16.60
Sibling Contacts	7%	None Planned		
Permanency Sub-Total			20	16.60

CCI Well-Being Outcomes

EPSDT Medical Visits	91%	100%	4	4.00
EPSDT Dental Visits	89%	100%	4	4.00
Academic Supports	82%	100%	4	4.00
Provider ECEM Visits	80%	93%	7	6.51
Provider General Contacts	77%	93%	7	6.51
Well-Being Sub-Total			26	25.02

*Performance calculation descriptions can be found in the FY 2016 RBWO PBP Measurements and Standards Guide.

Monitoring & Outcomes: Possible Points = 100		Points Earned = 91.37	
Score Before Incentives Credit		91.37%	
Incentives Awarded		6.30 pts	
PBP Verification		N/A pts	
Total Score		97.67%	

Provider/Program Name: Vanessa's Place - (5162) - CCI



DHS, DFCS, Office of Provider Management
Performance-Based Placement Measures
RBWO Provider GA+SCORECARD - CCI



Report Quarter: Q1 FY2016

Program Census Information:		# Children in Care During Quarter: 6	# Placements During Quarter: 6	# Children in Care On Last Day: 4
CCI Incentive Credits	Avg Performance All CCIs (Points)	Provider Performance (%)*	Possible Points (Weight)	Provider Points Earned
Early EPSDT Medical Visits		Not Eligible	2	
Early EPSDT Dental Visits		Not Eligible	2	
Permanency Contacts		0%	5	0.00
Additional Academic Supports		15%	2	0.30
Active Agency Accreditation		50%	4	2.00
Staff Clinical Licensure		0%	5	0.00
Behavior Management (threshold = 0)		100%	4	4.00
Incentives Total	7.91		24	6.30
Maximum total combined incentive credit allowed is 10 points.			Incentives Awarded	6.30

*Performance calculation descriptions can be found in the FY 2016 RBWO PBP Measurements and Standards Guide.

Child Protective Services Investigations and Dispositions		
The following investigations data, which is not used for scoring but is considered significant to a provider's performance, is from Georgia SHINES and is not considered final or complete until the end of the fiscal year.		
Total Reports:	0	
Number Screened In:	0	
Number Screened Out:	0	
Number Substantiated:	0	
Number Unsubstantiated:	0	
Number Active CPS Investigations:	0	



DHS, DFCS, Office of Provider Management
Performance-Based Placement Measures
RBWO Provider GA+SCORECARD - CCI
Report Quarter: Q1 FY2016



Provider/Program Name: Vashti Center, The - (852) - CCI

1815 E. Clay St., Thomasville, GA 31792

Phone: 229-226-4634

Vendor ID# 35629

Quarterly Scores (Grades)

Current Quarter Score (Grade)

Q1: 83.64 (B-)

Q2: 91.77 (A-)

83.64%

Q3: 76.65 (C)

Q4: 89.49 (B+)

(B-)

Program Census Information:

Children in Care During Quarter: 39

Placements During Quarter: 39

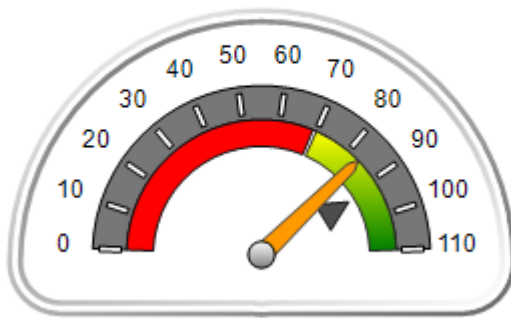
Children in Care On Last Day: 28

Quarterly Provider Comparisons to All CCIs

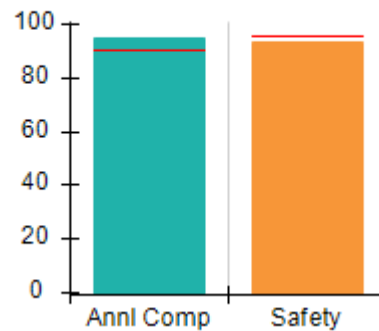
■■■■■■■■ indicates MalTx Threshold

▼ ————— indicates average for all CCIs

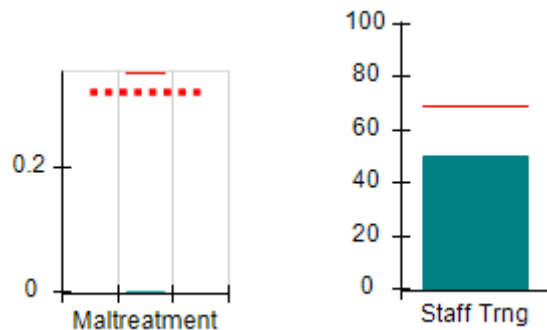
Overall Score (%)



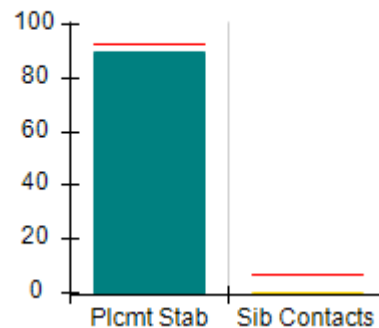
OPM Monitoring Reviews (%)



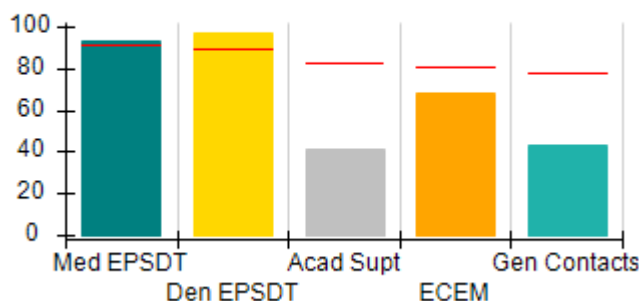
Safety Outcomes (%)



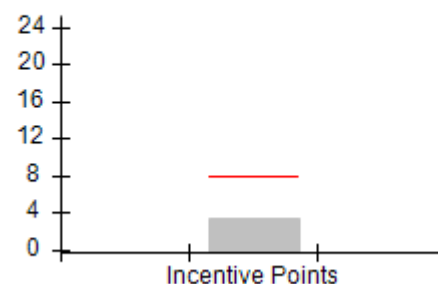
Permanency Outcomes (%)



Well-Being Outcomes (%)



Incentives Earned (Points)





DHS, DFCS, Office of Provider Management
Performance-Based Placement Measures
RBWO Provider GA+SCORECARD - CCI
Report Quarter: Q1 FY2016



Provider/Program Name: Vashti Center, The - (852) - CCI

1815 E. Clay St., Thomasville, GA 31792 Phone: 229-226-4634 Vendor ID# 35629	Quarterly Scores (Grades)		Current Quarter Score (Grade)
	Q1: 83.64 (B-)	Q2: 91.77 (A-)	83.64%
	Q3: 76.65 (C)	Q4: 89.49 (B+)	(B-)

Program Census Information:	# Children in Care During Quarter: 39	# Placements During Quarter: 39	# Children in Care On Last Day: 28
-----------------------------	---------------------------------------	---------------------------------	------------------------------------

	Avg Performance All CCIs (%)	Provider Performance (%)*	Possible Points (Weight)	Provider Points Earned
--	-------------------------------------	----------------------------------	---------------------------------	-------------------------------

OPM Monitoring Reviews

Annual Comprehensive Reviews	90%	95%	25	23.83
Safety Reviews	96%	94%	15	14.04
Monitoring Sub-Total			40	37.87

CCI Safety Outcomes

Incidence of Maltreatment	0.35%	No Substantiated Reports	10	10.00
Staff Training	69%	50%	4	2.00
Safety Sub-Total			14	12.00

CCI Permanency Outcomes

Placement Stability	93%	90%	15	13.50
Sibling Contacts	7%	0%	5	0.00
Permanency Sub-Total			20	13.50

CCI Well-Being Outcomes

EPSDT Medical Visits	91%	93%	4	3.72
EPSDT Dental Visits	89%	97%	4	3.88
Academic Supports	82%	41%	4	1.64
Provider ECEM Visits	80%	68%	7	4.76
Provider General Contacts	77%	43%	7	3.01
Well-Being Sub-Total			26	17.01

*Performance calculation descriptions can be found in the FY 2016 RBWO PBP Measurements and Standards Guide.

Monitoring & Outcomes: Possible Points = 100		Points Earned = 80.38	
Score Before Incentives Credit		80.38%	
Incentives Awarded		3.26 pts	
PBP Verification		N/A pts	
Total Score		83.64%	

Provider/Program Name: Vashti Center, The - (852) - CCI



DHS, DFCS, Office of Provider Management
Performance-Based Placement Measures
RBWO Provider GA+SCORECARD - CCI



Report Quarter: Q1 FY2016

Program Census Information:		# Children in Care During Quarter: 39	# Placements During Quarter: 39	# Children in Care On Last Day: 28
CCI Incentive Credits	Avg Performance All CCIs (Points)	Provider Performance (%)*	Possible Points (Weight)	Provider Points Earned
Early EPSDT Medical Visits		71%	2	1.42
Early EPSDT Dental Visits		88%	2	1.76
Permanency Contacts		0%	5	0.00
Additional Academic Supports		4%	2	0.08
Active Agency Accreditation		0%	4	0.00
Staff Clinical Licensure		0%	5	0.00
Behavior Management (threshold = 0)		0%	4	0.00
Incentives Total	7.91		24	3.26
Maximum total combined incentive credit allowed is 10 points.			Incentives Awarded	3.26
*Performance calculation descriptions can be found in the FY 2016 RBWO PBP Measurements and Standards Guide.				

Child Protective Services Investigations and Dispositions		
The following investigations data, which is not used for scoring but is considered significant to a provider's performance, is from Georgia SHINES and is not considered final or complete until the end of the fiscal year.		
Total Reports:	10	
Number Screened In:	1	
Number Screened Out:	9	
Number Substantiated:	0	
Number Unsubstantiated:	0	
Number Active CPS Investigations:	1	



DHS, DFCS, Office of Provider Management
Performance-Based Placement Measures
RBWO Provider GA+SCORECARD - CCI
Report Quarter: Q1 FY2016



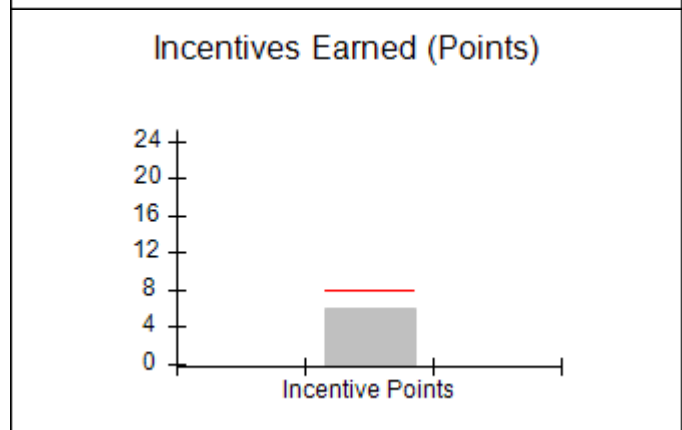
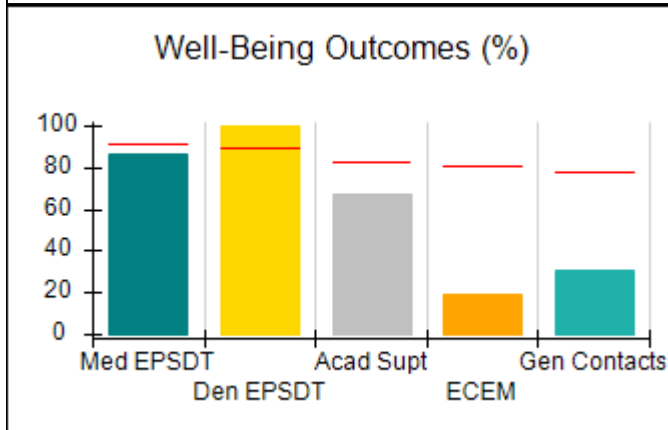
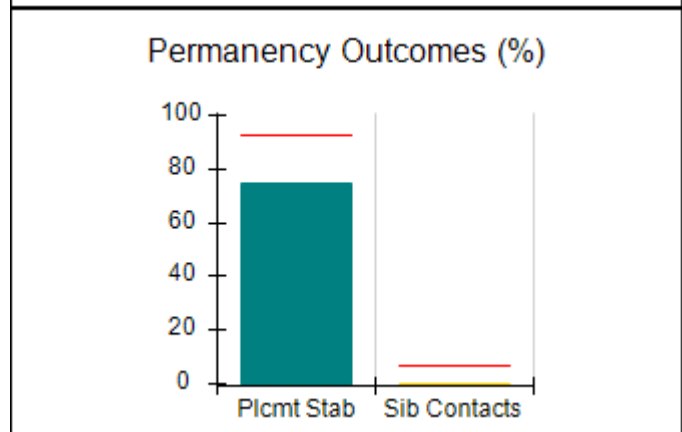
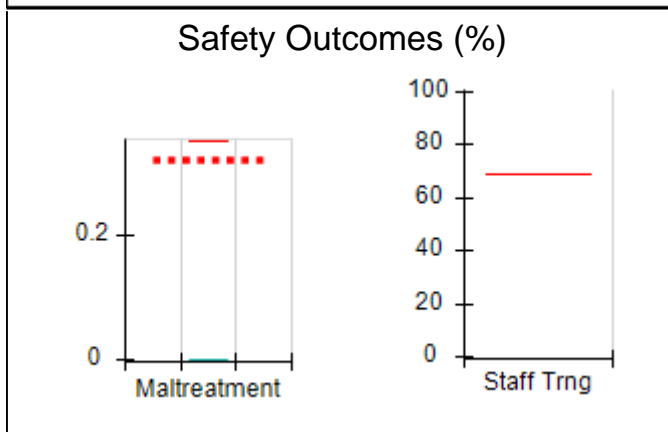
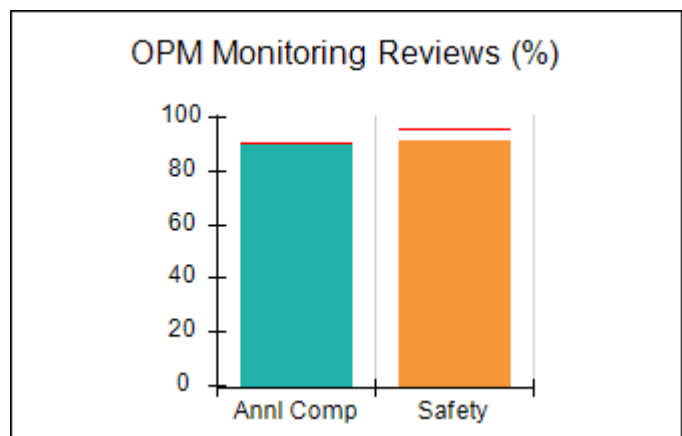
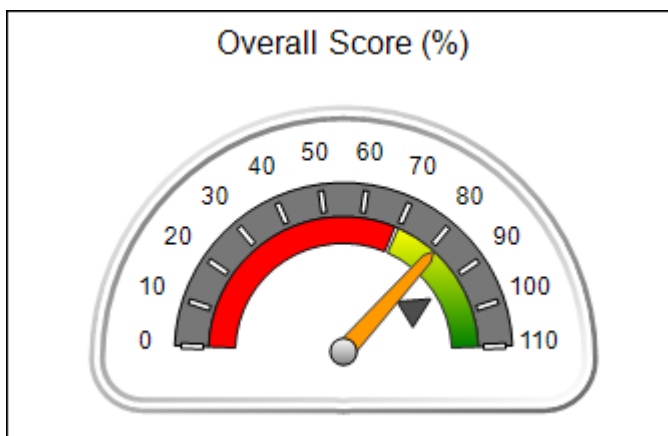
Provider/Program Name: Vision Youth Services - Boys (5125) - CCI

2031 Fellowship Rd, Tucker, GA 30084 Phone: 678-691-9986 Vendor ID# 109620	Quarterly Scores (Grades)		Current Quarter Score (Grade)
	Q1: 81.26 (B-)	Q2: 83.55 (B-)	81.26% (B-)
	Q3: (N/A)	Q4: (N/A)	
Program Census Information:	# Children in Care During Quarter: 12	# Placements During Quarter: 12	# Children in Care On Last Day: 5

Quarterly Provider Comparisons to All CCIs

■■■■■■■■ indicates MalTx Threshold

▼ ————— indicates average for all CCIs





DHS, DFCS, Office of Provider Management
Performance-Based Placement Measures
RBWO Provider GA+SCORECARD - CCI
Report Quarter: Q1 FY2016



Provider/Program Name: Vision Youth Services - Boys (5125) - CCI

2031 Fellowship Rd, Tucker, GA 30084		Quarterly Scores (Grades)		Current Quarter Score (Grade)
Phone: 678-691-9986		Q1: 81.26 (B-)	Q2: 83.55 (B-)	81.26% (B-)
Vendor ID# 109620		Q3: (N/A)	Q4: (N/A)	
Program Census Information:		# Children in Care During Quarter: 12	# Placements During Quarter: 12	# Children in Care On Last Day: 5
	Avg Performance All CCIs (%)	Provider Performance (%)*	Possible Points (Weight)	Provider Points Earned
OPM Monitoring Reviews				
Annual Comprehensive Reviews	90%	91%	25	22.65
Safety Reviews	96%	92%	15	13.74
Monitoring Sub-Total			40	36.39
CCI Safety Outcomes				
Incidence of Maltreatment	0.35%	No Substantiated Reports	14	14.00
Staff Training	69%	Not Eligible		
Safety Sub-Total			14	14.00
CCI Permanency Outcomes				
Placement Stability	93%	75%	15	11.25
Sibling Contacts	7%	0%	5	0.00
Permanency Sub-Total			20	11.25
CCI Well-Being Outcomes				
EPSDT Medical Visits	91%	86%	4	3.44
EPSDT Dental Visits	89%	100%	4	4.00
Academic Supports	82%	67%	4	2.68
Provider ECEM Visits	80%	19%	7	1.33
Provider General Contacts	77%	31%	7	2.17
Well-Being Sub-Total			26	13.62
*Performance calculation descriptions can be found in the FY 2016 RBWO PBP Measurements and Standards Guide.				

Monitoring & Outcomes: Possible Points = 100	Points Earned = 75.26
Score Before Incentives Credit	75.26%
Incentives Awarded	6.00 pts
PBP Verification	N/A pts
Total Score	81.26%

Provider/Program Name: Vision Youth Services - Boys (5125) - CCI



DHS, DFCS, Office of Provider Management
Performance-Based Placement Measures
RBWO Provider GA+SCORECARD - CCI



Report Quarter: Q1 FY2016

Program Census Information:		# Children in Care During Quarter: 12	# Placements During Quarter: 12	# Children in Care On Last Day: 5
CCI Incentive Credits	Avg Performance All CCIs (Points)	Provider Performance (%)*	Possible Points (Weight)	Provider Points Earned
Early EPSDT Medical Visits		0%	2	0.00
Early EPSDT Dental Visits		100%	2	2.00
Permanency Contacts		0%	5	0.00
Additional Academic Supports		0%	2	0.00
Active Agency Accreditation		0%	4	0.00
Staff Clinical Licensure		0%	5	0.00
Behavior Management (threshold = 0)		100%	4	4.00
Incentives Total	7.91		24	6.00
Maximum total combined incentive credit allowed is 10 points.			Incentives Awarded	6.00
*Performance calculation descriptions can be found in the FY 2016 RBWO PBP Measurements and Standards Guide.				

Child Protective Services Investigations and Dispositions		
The following investigations data, which is not used for scoring but is considered significant to a provider's performance, is from Georgia SHINES and is not considered final or complete until the end of the fiscal year.		
Total Reports:	1	
Number Screened In:	1	
Number Screened Out:	0	
Number Substantiated:	0	
Number Unsubstantiated:	0	
Number Active CPS Investigations:	1	



DHS, DFCS, Office of Provider Management
Performance-Based Placement Measures
RBWO Provider GA+SCORECARD - CCI
Report Quarter: Q1 FY2016



Provider/Program Name: Vision Youth Services - Girls (5124) - CCI

4228 Redan Rd, Stone Mountain, GA 30083

Phone: 4704282380

Vendor ID# 109569

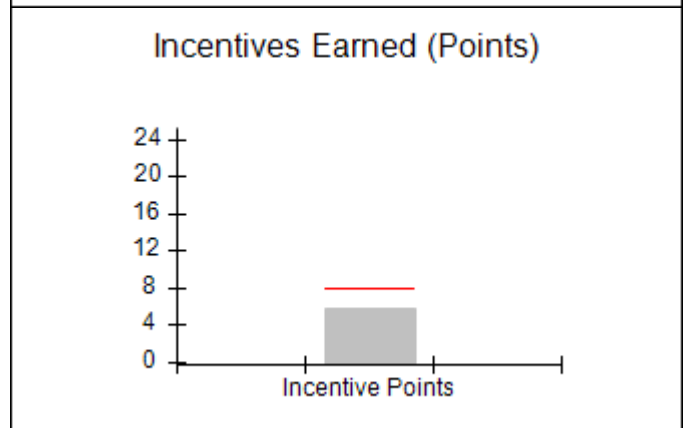
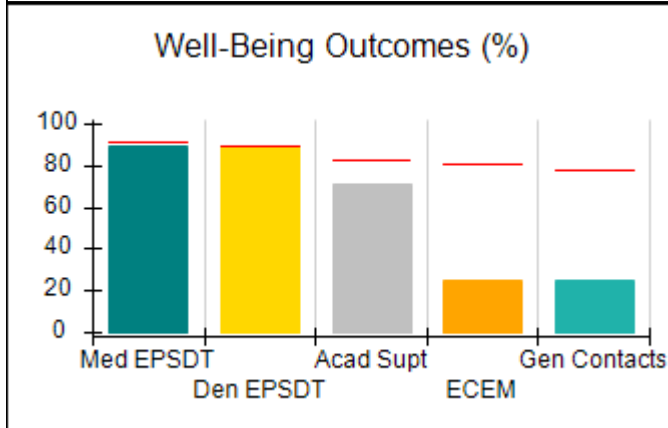
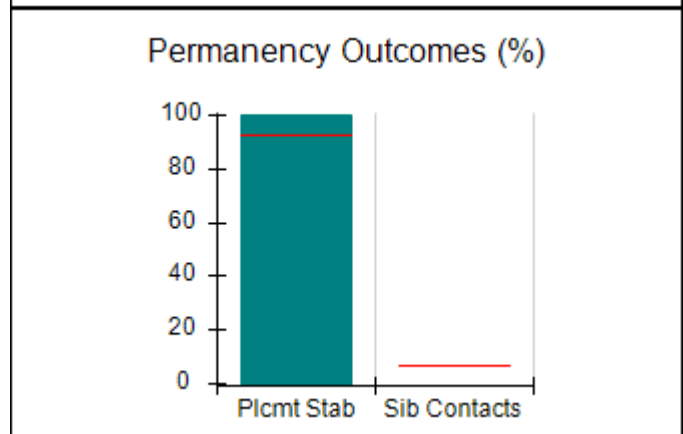
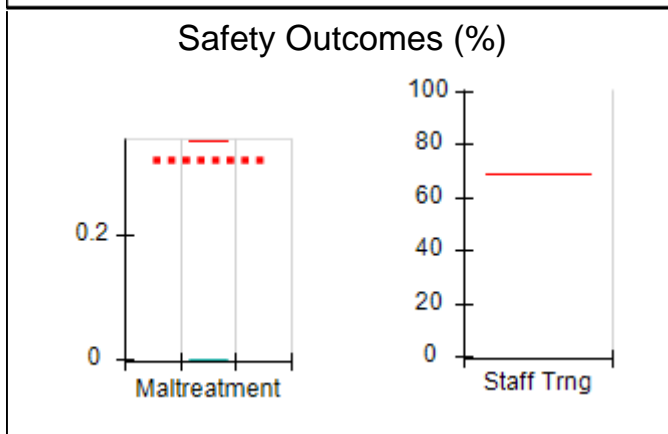
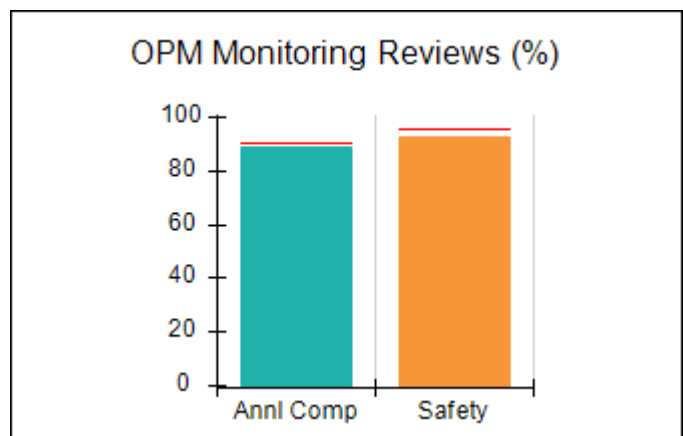
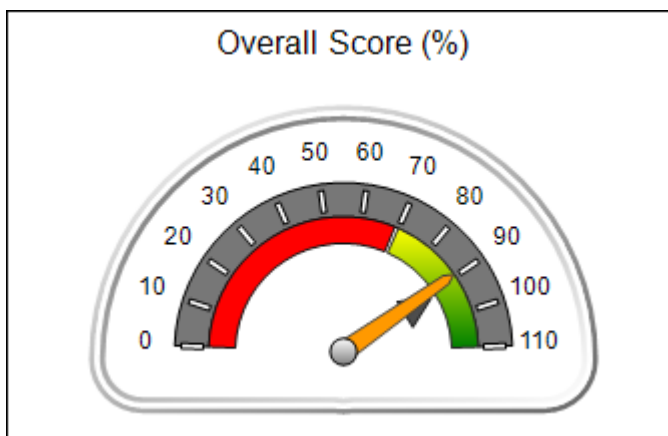
Program Census Information:

Quarterly Scores (Grades)		Current Quarter Score (Grade)
Q1: 89.37 (B+)	Q2: 91.07 (A-)	89.37% (B+)
Q3: (N/A)	Q4: (N/A)	
# Children in Care During Quarter: 9	# Placements During Quarter: 9	# Children in Care On Last Day: 7

Quarterly Provider Comparisons to All CCIs

■■■■■■■■ indicates MalTx Threshold

▼ ————— indicates average for all CCIs





DHS, DFCS, Office of Provider Management
Performance-Based Placement Measures
RBWO Provider GA+SCORECARD - CCI
Report Quarter: Q1 FY2016



Provider/Program Name: Vision Youth Services - Girls (5124) - CCI

4228 Redan Rd, Stone Mountain, GA 30083		Quarterly Scores (Grades)		Current Quarter Score (Grade)
Phone: 4704282380		Q1: 89.37 (B+)	Q2: 91.07 (A-)	89.37%
Vendor ID# 109569		Q3: (N/A)	Q4: (N/A)	(B+)
Program Census Information:		# Children in Care During Quarter: 9	# Placements During Quarter: 9	# Children in Care On Last Day: 7
	Avg Performance All CCIs (%)	Provider Performance (%)*	Possible Points (Weight)	Provider Points Earned
OPM Monitoring Reviews				
Annual Comprehensive Reviews	90%	89%	25	22.28
Safety Reviews	96%	93%	15	13.88
Monitoring Sub-Total			40	36.15
CCI Safety Outcomes				
Incidence of Maltreatment	0.35%	No Substantiated Reports	14	14.00
Staff Training	69%	Not Eligible		
Safety Sub-Total			14	14.00
CCI Permanency Outcomes				
Placement Stability	93%	100%	20	20.00
Sibling Contacts	7%	None Planned		
Permanency Sub-Total			20	20.00
CCI Well-Being Outcomes				
EPSDT Medical Visits	91%	89%	4	3.56
EPSDT Dental Visits	89%	89%	4	3.56
Academic Supports	82%	71%	4	2.84
Provider ECEM Visits	80%	25%	7	1.75
Provider General Contacts	77%	25%	7	1.75
Well-Being Sub-Total			26	13.46
*Performance calculation descriptions can be found in the FY 2016 RBWO PBP Measurements and Standards Guide.				

Monitoring & Outcomes: Possible Points = 100		Points Earned = 83.61	
Score Before Incentives Credit		83.61%	
Incentives Awarded		5.76 pts	
PBP Verification		N/A pts	
Total Score		89.37%	

Provider/Program Name: Vision Youth Services - Girls (5124) - CCI



DHS, DFCS, Office of Provider Management
Performance-Based Placement Measures
RBWO Provider GA+SCORECARD - CCI



Report Quarter: Q1 FY2016

Program Census Information:		# Children in Care During Quarter: 9	# Placements During Quarter: 9	# Children in Care On Last Day: 7
CCI Incentive Credits	Avg Performance All CCIs (Points)	Provider Performance (%)*	Possible Points (Weight)	Provider Points Earned
Early EPSDT Medical Visits		0%	2	0.00
Early EPSDT Dental Visits		67%	2	1.34
Permanency Contacts		0%	5	0.00
Additional Academic Supports		21%	2	0.42
Active Agency Accreditation		0%	4	0.00
Staff Clinical Licensure		0%	5	0.00
Behavior Management (threshold = 0)		100%	4	4.00
Incentives Total	7.91		24	5.76
Maximum total combined incentive credit allowed is 10 points.			Incentives Awarded	5.76

*Performance calculation descriptions can be found in the FY 2016 RBWO PBP Measurements and Standards Guide.

Child Protective Services Investigations and Dispositions		
The following investigations data, which is not used for scoring but is considered significant to a provider's performance, is from Georgia SHINES and is not considered final or complete until the end of the fiscal year.		
Total Reports:	8	
Number Screened In:	0	
Number Screened Out:	8	
Number Substantiated:	0	
Number Unsubstantiated:	0	
Number Active CPS Investigations:	0	



DHS, DFCS, Office of Provider Management
Performance-Based Placement Measures
RBWO Provider GA+SCORECARD - CCI
Report Quarter: Q1 FY2016



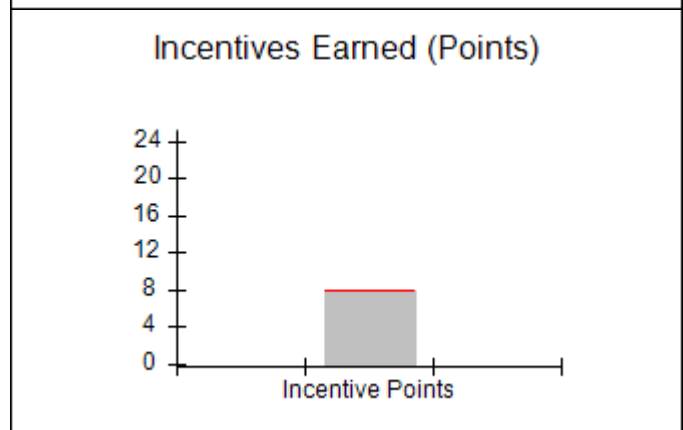
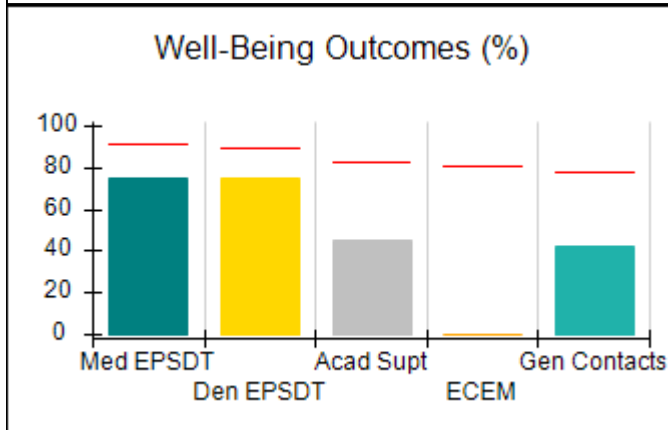
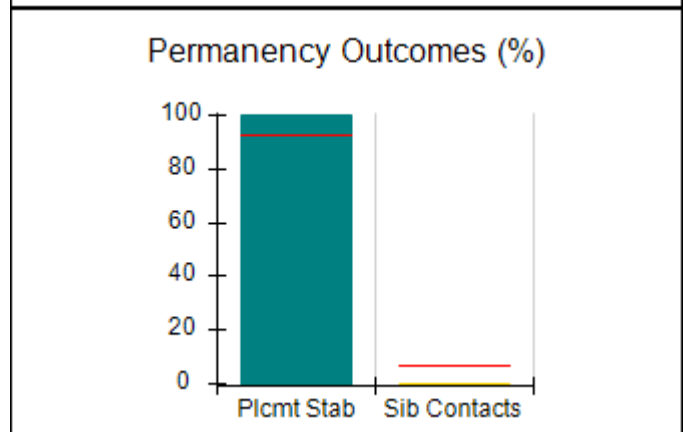
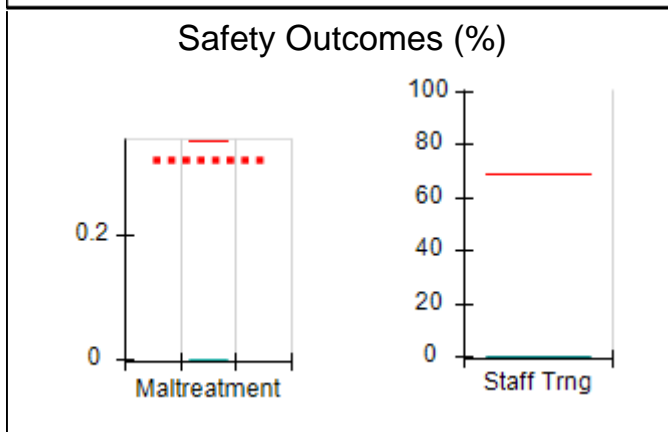
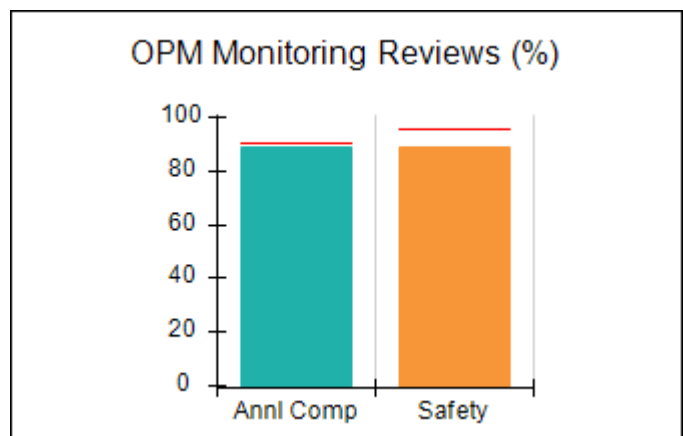
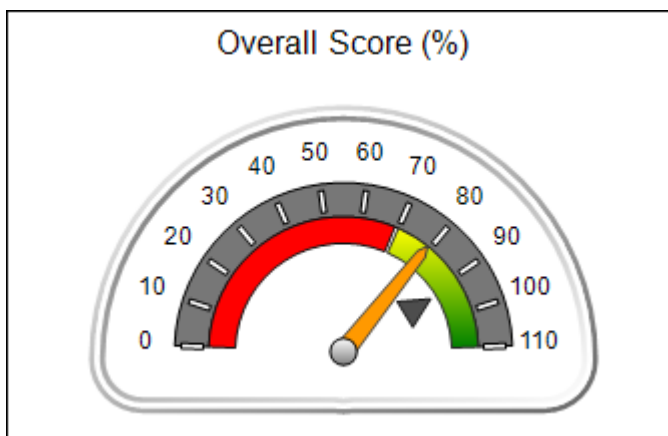
Provider/Program Name: Visions of Hope for Boys - (978) - CCI

3196 Bonway Drive, Decatur, GA 30032 Phone: 404-290-5828 Vendor ID# 40239	Quarterly Scores (Grades)		Current Quarter Score (Grade)
	Q1: 79.14 (C+)	Q2: 80.03 (B-)	79.14% (C+)
	Q3: 84.46 (B)	Q4: 80.75 (B-)	
Program Census Information:	# Children in Care During Quarter: 16	# Placements During Quarter: 16	# Children in Care On Last Day: 5

Quarterly Provider Comparisons to All CCIs

■■■■■■■■ indicates MalTx Threshold

▼ ————— indicates average for all CCIs





DHS, DFCS, Office of Provider Management
Performance-Based Placement Measures
RBWO Provider GA+SCORECARD - CCI
Report Quarter: Q1 FY2016



Provider/Program Name: Visions of Hope for Boys - (978) - CCI

3196 Bonway Drive, Decatur, GA 30032 Phone: 404-290-5828 Vendor ID# 40239	Quarterly Scores (Grades)		Current Quarter Score (Grade)
	Q1: 79.14 (C+)	Q2: 80.03 (B-)	79.14%
	Q3: 84.46 (B)	Q4: 80.75 (B-)	(C+)

Program Census Information:	# Children in Care During Quarter: 16	# Placements During Quarter: 16	# Children in Care On Last Day: 5
-----------------------------	---------------------------------------	---------------------------------	-----------------------------------

	Avg Performance All CCIs (%)	Provider Performance (%)*	Possible Points (Weight)	Provider Points Earned
--	-------------------------------------	----------------------------------	---------------------------------	-------------------------------

OPM Monitoring Reviews

Annual Comprehensive Reviews	90%	89%	25	22.17
Safety Reviews	96%	89%	15	13.32
Monitoring Sub-Total			40	35.49

CCI Safety Outcomes

Incidence of Maltreatment	0.35%	No Substantiated Reports	10	10.00
Staff Training	69%	0%	4	0.00
Safety Sub-Total			14	10.00

CCI Permanency Outcomes

Placement Stability	93%	100%	15	15.00
Sibling Contacts	7%	0%	5	0.00
Permanency Sub-Total			20	15.00

CCI Well-Being Outcomes

EPSDT Medical Visits	91%	75%	4	3.00
EPSDT Dental Visits	89%	75%	4	3.00
Academic Supports	82%	45%	4	1.80
Provider ECEM Visits	80%	0%	7	0.00
Provider General Contacts	77%	42%	7	2.94
Well-Being Sub-Total			26	10.74

*Performance calculation descriptions can be found in the FY 2016 RBWO PBP Measurements and Standards Guide.

Monitoring & Outcomes: Possible Points = 100		Points Earned = 71.23	
Score Before Incentives Credit		71.23%	
Incentives Awarded		7.91 pts	
PBP Verification		N/A pts	
Total Score		79.14%	

Provider/Program Name: Visions of Hope for Boys - (978) - CCI



DHS, DFCS, Office of Provider Management
Performance-Based Placement Measures
RBWO Provider GA+SCORECARD - CCI



Report Quarter: Q1 FY2016

Program Census Information:		# Children in Care During Quarter: 16	# Placements During Quarter: 16	# Children in Care On Last Day: 5
CCI Incentive Credits	Avg Performance All CCIs (Points)	Provider Performance (%)*	Possible Points (Weight)	Provider Points Earned
Early EPSDT Medical Visits		80%	2	1.60
Early EPSDT Dental Visits		83%	2	1.66
Permanency Contacts		13%	5	0.65
Additional Academic Supports		0%	2	0.00
Active Agency Accreditation		0%	4	0.00
Staff Clinical Licensure		0%	5	0.00
Behavior Management (threshold = 0)		100%	4	4.00
Incentives Total	7.91		24	7.91
Maximum total combined incentive credit allowed is 10 points.			Incentives Awarded	7.91
*Performance calculation descriptions can be found in the FY 2016 RBWO PBP Measurements and Standards Guide.				

Child Protective Services Investigations and Dispositions		
The following investigations data, which is not used for scoring but is considered significant to a provider's performance, is from Georgia SHINES and is not considered final or complete until the end of the fiscal year.		
Total Reports:	2	
Number Screened In:	1	
Number Screened Out:	1	
Number Substantiated:	0	
Number Unsubstantiated:	0	
Number Active CPS Investigations:	1	



DHS, DFCS, Office of Provider Management
Performance-Based Placement Measures
RBWO Provider GA+SCORECARD - CCI
Report Quarter: Q1 FY2016



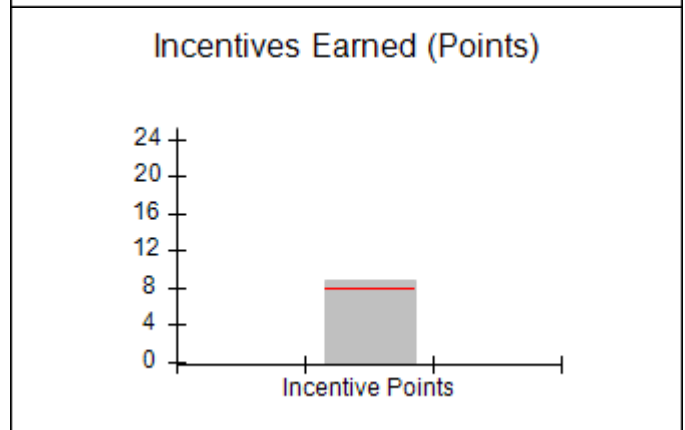
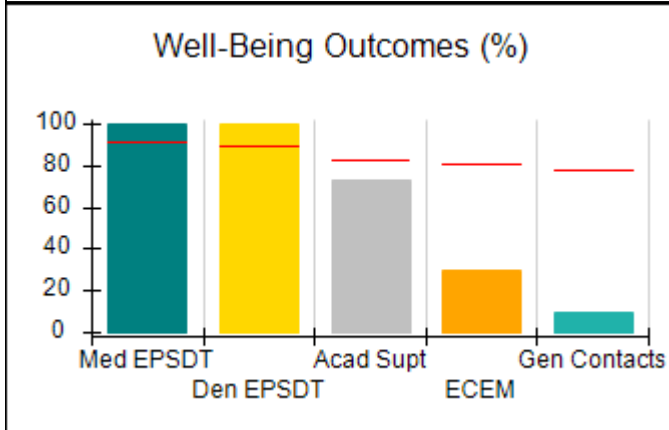
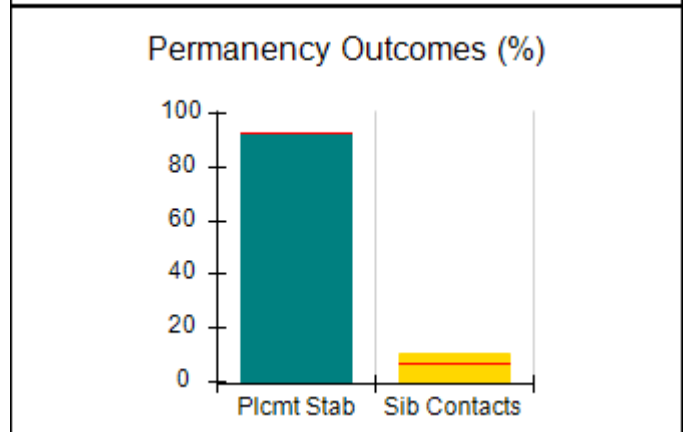
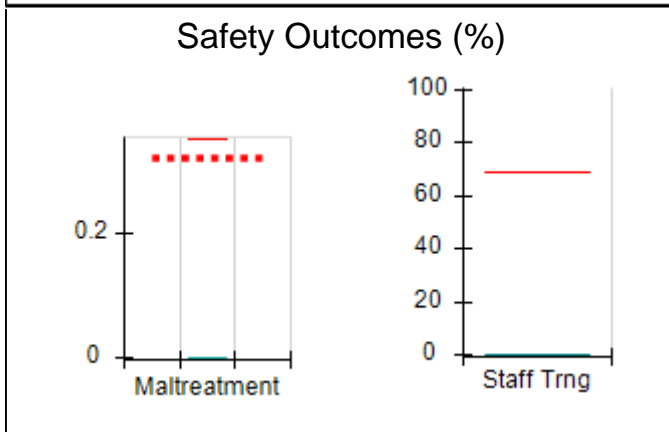
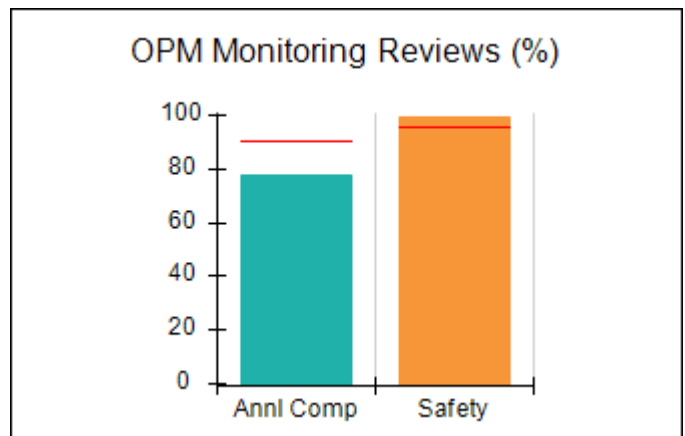
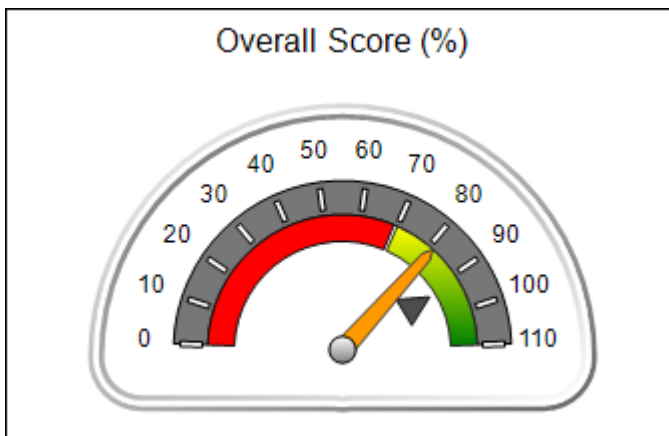
Provider/Program Name: Wellspring Living, Inc. - (5168) - CCI

3965 Roosevelt Hwy, Union City, GA 30349 Phone: 678-246-9539 Vendor ID# 119326	Quarterly Scores (Grades)		Current Quarter Score (Grade)
	Q1: 81.27 (B-)	Q2: 94.96 (A)	81.27% (B-)
	Q3: 77.89 (C+)	Q4: 95.10 (A)	
Program Census Information:	# Children in Care During Quarter: 15	# Placements During Quarter: 15	# Children in Care On Last Day: 10

Quarterly Provider Comparisons to All CCIs

■■■■■■■■ indicates MalTx Threshold

▼ ————— indicates average for all CCIs





DHS, DFCS, Office of Provider Management
Performance-Based Placement Measures
RBWO Provider GA+SCORECARD - CCI
 Report Quarter: Q1 FY2016



Provider/Program Name: Wellspring Living, Inc. - (5168) - CCI

3965 Roosevelt Hwy, Union City, GA 30349 Phone: 678-246-9539 Vendor ID# 119326	Quarterly Scores (Grades)		Current Quarter Score (Grade)
	Q1: 81.27 (B-)	Q2: 94.96 (A)	81.27% (B-)
	Q3: 77.89 (C+)	Q4: 95.10 (A)	

Program Census Information:	# Children in Care During Quarter: 15	# Placements During Quarter: 15	# Children in Care On Last Day: 10
-----------------------------	---------------------------------------	---------------------------------	------------------------------------

	Avg Performance All CCIs (%)	Provider Performance (%)*	Possible Points (Weight)	Provider Points Earned
--	-------------------------------------	----------------------------------	---------------------------------	-------------------------------

OPM Monitoring Reviews

Annual Comprehensive Reviews	90%	78%	25	19.42
Safety Reviews	96%	100%	15	14.93
Monitoring Sub-Total			40	34.34

CCI Safety Outcomes

Incidence of Maltreatment	0.35%	No Substantiated Reports	10	10.00
Staff Training	69%	0%	4	0.00
Safety Sub-Total			14	10.00

CCI Permanency Outcomes

Placement Stability	93%	93%	15	13.95
Sibling Contacts	7%	10%	5	0.50
Permanency Sub-Total			20	14.45

CCI Well-Being Outcomes

EPSDT Medical Visits	91%	100%	4	4.00
EPSDT Dental Visits	89%	100%	4	4.00
Academic Supports	82%	73%	4	2.92
Provider ECEM Visits	80%	30%	7	2.10
Provider General Contacts	77%	10%	7	0.70
Well-Being Sub-Total			26	13.72

*Performance calculation descriptions can be found in the FY 2016 RBWO PBP Measurements and Standards Guide.

Monitoring & Outcomes: Possible Points = 100		Points Earned = 72.51	
Score Before Incentives Credit			72.51%
Incentives Awarded			8.76 pts
PBP Verification			N/A pts
Total Score			81.27%

Provider/Program Name: Wellspring Living, Inc. - (5168) - CCI



DHS, DFCS, Office of Provider Management
Performance-Based Placement Measures
RBWO Provider GA+SCORECARD - CCI



Report Quarter: Q1 FY2016

Program Census Information:		# Children in Care During Quarter: 15	# Placements During Quarter: 15	# Children in Care On Last Day: 10
CCI Incentive Credits	Avg Performance All CCIs (Points)	Provider Performance (%)*	Possible Points (Weight)	Provider Points Earned
Early EPSDT Medical Visits		100%	2	2.00
Early EPSDT Dental Visits		83%	2	1.66
Permanency Contacts		18%	5	0.90
Additional Academic Supports		10%	2	0.20
Active Agency Accreditation		0%	4	0.00
Staff Clinical Licensure		0%	5	0.00
Behavior Management (threshold = 0)		100%	4	4.00
Incentives Total	7.91		24	8.76
Maximum total combined incentive credit allowed is 10 points.			Incentives Awarded	8.76
*Performance calculation descriptions can be found in the FY 2016 RBWO PBP Measurements and Standards Guide.				

Child Protective Services Investigations and Dispositions		
The following investigations data, which is not used for scoring but is considered significant to a provider's performance, is from Georgia SHINES and is not considered final or complete until the end of the fiscal year.		
Total Reports:	0	
Number Screened In:	0	
Number Screened Out:	0	
Number Substantiated:	0	
Number Unsubstantiated:	0	
Number Active CPS Investigations:	0	



DHS, DFCS, Office of Provider Management
Performance-Based Placement Measures
RBWO Provider GA+SCORECARD - CCI
Report Quarter: Q1 FY2016



Provider/Program Name: Young Adult Guidance Center, The - (860) - CCI

1230 Hightower Road, Atlanta, GA 30318

Phone: 404-792-7616

Vendor ID# 35597

Quarterly Scores (Grades)

Q1: 74.29 (C)

Q2: 77.89 (C+)

Q3: 79.41 (C+)

Q4: 79.11 (C+)

Current Quarter Score (Grade)

74.29%

(C)

Program Census Information:

Children in Care During
Quarter: 16

Placements During
Quarter: 17

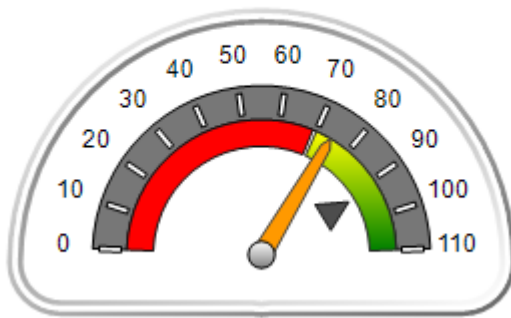
Children in Care On Last
Day: 6

Quarterly Provider Comparisons to All CCIs

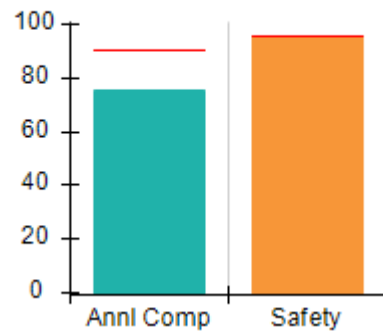
■■■■■■■■ indicates MalTx Threshold

▼ — indicates average for all CCIs

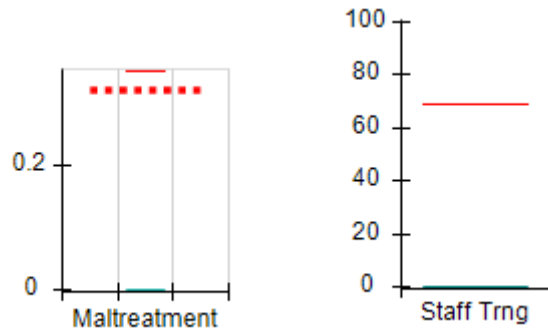
Overall Score (%)



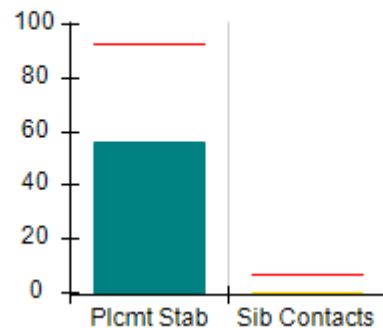
OPM Monitoring Reviews (%)



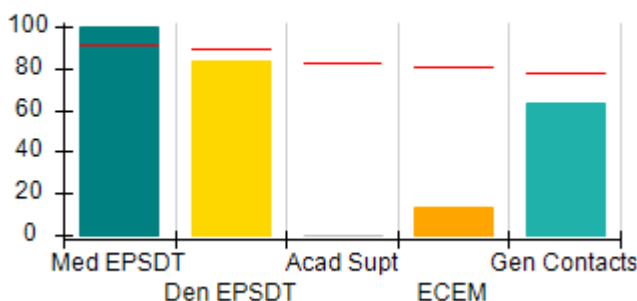
Safety Outcomes (%)



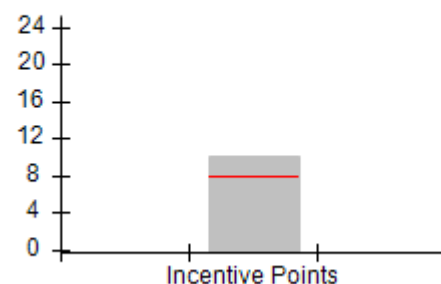
Permanency Outcomes (%)



Well-Being Outcomes (%)



Incentives Earned (Points)





DHS, DFCS, Office of Provider Management
Performance-Based Placement Measures
RBWO Provider GA+SCORECARD - CCI
Report Quarter: Q1 FY2016



Provider/Program Name: Young Adult Guidance Center, The - (860) - CCI				
1230 Hightower Road, Atlanta, GA 30318		Quarterly Scores (Grades)		Current Quarter Score (Grade)
Phone: 404-792-7616		Q1: 74.29 (C)	Q2: 77.89 (C+)	74.29%
Vendor ID# 35597		Q3: 79.41 (C+)	Q4: 79.11 (C+)	(C)
Program Census Information:		# Children in Care During Quarter: 16	# Placements During Quarter: 17	# Children in Care On Last Day: 6
	Avg Performance All CCIs (%)	Provider Performance (%)*	Possible Points (Weight)	Provider Points Earned
OPM Monitoring Reviews				
Annual Comprehensive Reviews	90%	75%	25	18.83
Safety Reviews	96%	96%	15	14.35
Monitoring Sub-Total			40	33.18
CCI Safety Outcomes				
Incidence of Maltreatment	0.35%	No Substantiated Reports	10	10.00
Staff Training	69%	0%	4	0.00
Safety Sub-Total			14	10.00
CCI Permanency Outcomes				
Placement Stability	93%	56%	15	8.40
Sibling Contacts	7%	0%	5	0.00
Permanency Sub-Total			20	8.40
CCI Well-Being Outcomes				
EPSDT Medical Visits	91%	100%	4	4.00
EPSDT Dental Visits	89%	83%	4	3.32
Academic Supports	82%	0%	4	0.00
Provider ECEM Visits	80%	14%	7	0.98
Provider General Contacts	77%	63%	7	4.41
Well-Being Sub-Total			26	12.71
*Performance calculation descriptions can be found in the FY 2016 RBWO PBP Measurements and Standards Guide.				

Monitoring & Outcomes: Possible Points = 100		Points Earned = 64.29	
Score Before Incentives Credit			64.29%
Incentives Awarded			10.00 pts
PBP Verification			N/A pts
Total Score			74.29%

Provider/Program Name: Young Adult Guidance Center, The - (860) - CCI



DHS, DFCS, Office of Provider Management
Performance-Based Placement Measures
RBWO Provider GA+SCORECARD - CCI



Report Quarter: Q1 FY2016

Program Census Information:		# Children in Care During Quarter: 16	# Placements During Quarter: 17	# Children in Care On Last Day: 6
CCI Incentive Credits	Avg Performance All CCIs (Points)	Provider Performance (%)*	Possible Points (Weight)	Provider Points Earned
Early EPSDT Medical Visits		100%	2	2.00
Early EPSDT Dental Visits		0%	2	0.00
Permanency Contacts		0%	5	0.00
Additional Academic Supports		0%	2	0.00
Active Agency Accreditation		100%	4	4.00
Staff Clinical Licensure		0%	5	0.00
Behavior Management (threshold = 0)		100%	4	4.00
Incentives Total	7.91		24	10.00
Maximum total combined incentive credit allowed is 10 points.			Incentives Awarded	10.00
*Performance calculation descriptions can be found in the FY 2016 RBWO PBP Measurements and Standards Guide.				

Child Protective Services Investigations and Dispositions		
The following investigations data, which is not used for scoring but is considered significant to a provider's performance, is from Georgia SHINES and is not considered final or complete until the end of the fiscal year.		
Total Reports:	0	
Number Screened In:	0	
Number Screened Out:	0	
Number Substantiated:	0	
Number Unsubstantiated:	0	
Number Active CPS Investigations:	0	



DHS, DFCS, Office of Provider Management
Performance-Based Placement Measures
RBWO Provider GA+SCORECARD - CCI



Report Quarter: Q1 FY2016

Provider/Program Name: Youth Villages (Inner Harbour Campus) - Douglas Center: Girls (624) - CCI

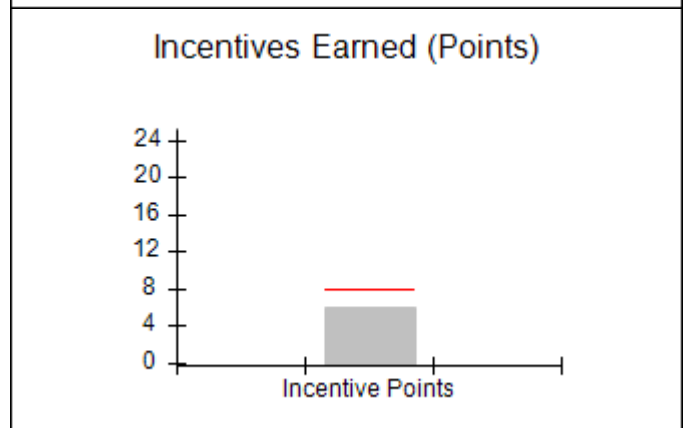
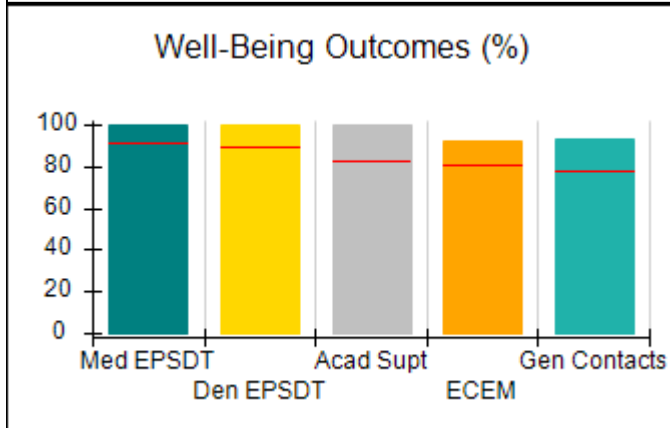
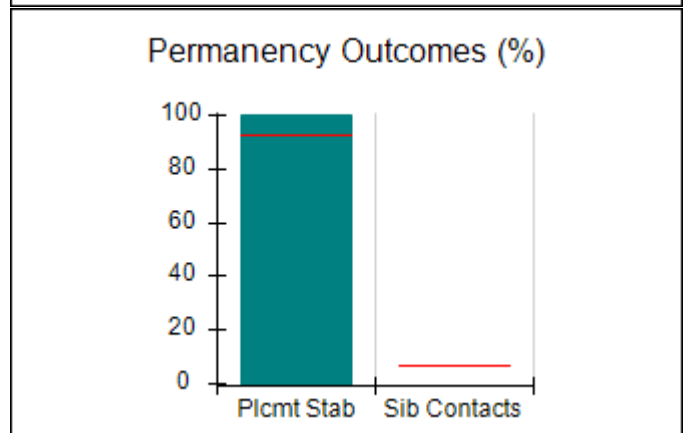
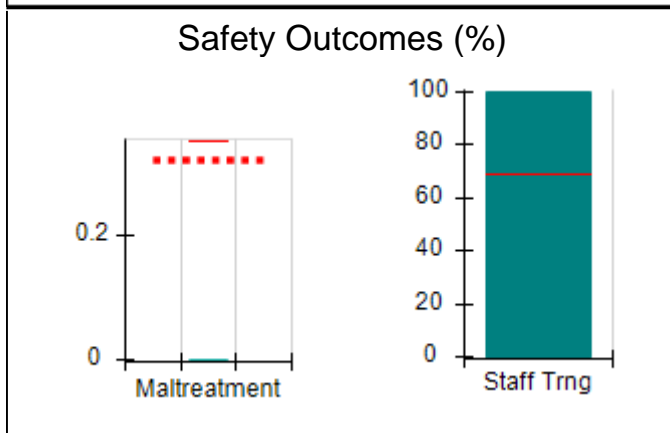
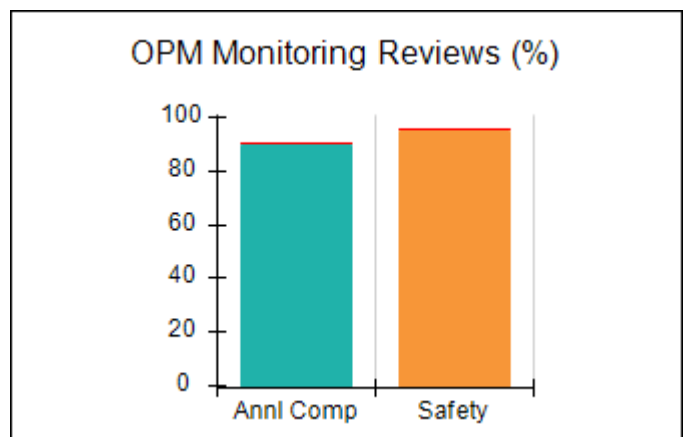
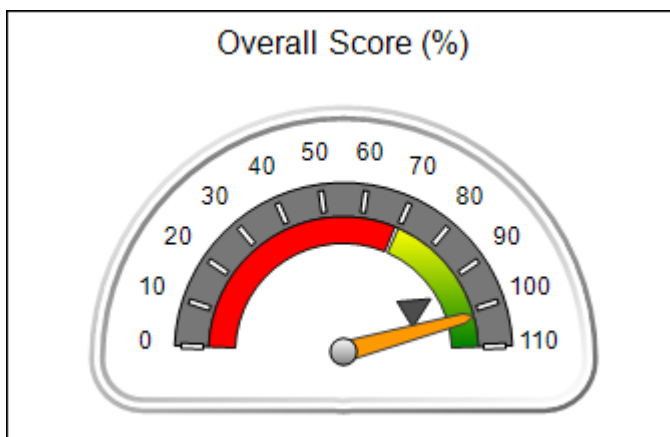
4885 Dorsett Shoals Rd., Douglasville, GA 30135 Phone: 770-852-6300 Vendor ID# 35428	Quarterly Scores (Grades)		Current Quarter Score (Grade)
	Q1: 101.65 (A+)	Q2: 98.08 (A+)	101.65% (A+)
	Q3: 94.30 (A)	Q4: 91.44 (A-)	

Program Census Information:	# Children in Care During Quarter: 13	# Placements During Quarter: 13	# Children in Care On Last Day: 9
-----------------------------	---------------------------------------	---------------------------------	-----------------------------------

Quarterly Provider Comparisons to All CCIs

■■■■■■■■ indicates MalTx Threshold

▼ ————— indicates average for all CCIs





DHS, DFCS, Office of Provider Management
Performance-Based Placement Measures
RBWO Provider GA+SCORECARD - CCI



Report Quarter: Q1 FY2016

Provider/Program Name: Youth Villages (Inner Harbour Campus) - Douglas Center: Girls (624) - CCI

4885 Dorsett Shoals Rd., Douglasville, GA 30135 Phone: 770-852-6300 Vendor ID# 35428	Quarterly Scores (Grades)		Current Quarter Score (Grade)
	Q1: 101.65 (A+)	Q2: 98.08 (A+)	101.65%
	Q3: 94.30 (A)	Q4: 91.44 (A-)	(A+)

Program Census Information:	# Children in Care During Quarter: 13	# Placements During Quarter: 13	# Children in Care On Last Day: 9
-----------------------------	---------------------------------------	---------------------------------	-----------------------------------

	Avg Performance All CCIs (%)	Provider Performance (%)*	Possible Points (Weight)	Provider Points Earned
--	-------------------------------------	----------------------------------	---------------------------------	-------------------------------

OPM Monitoring Reviews

Annual Comprehensive Reviews	90%	90%	25	22.42
Safety Reviews	96%	95%	15	14.28
Monitoring Sub-Total			40	36.70

CCI Safety Outcomes

Incidence of Maltreatment	0.35%	No Substantiated Reports	10	10.00
Staff Training	69%	100%	4	4.00
Safety Sub-Total			14	14.00

CCI Permanency Outcomes

Placement Stability	93%	100%	20	20.00
Sibling Contacts	7%	None Planned		
Permanency Sub-Total			20	20.00

CCI Well-Being Outcomes

EPSDT Medical Visits	91%	100%	4	4.00
EPSDT Dental Visits	89%	100%	4	4.00
Academic Supports	82%	100%	4	4.00
Provider ECEM Visits	80%	92%	7	6.44
Provider General Contacts	77%	93%	7	6.51
Well-Being Sub-Total			26	24.95

*Performance calculation descriptions can be found in the FY 2016 RBWO PBP Measurements and Standards Guide.

Monitoring & Outcomes: Possible Points = 100		Points Earned = 95.65	
Score Before Incentives Credit			95.65%
Incentives Awarded			6.00 pts
PBP Verification			N/A pts
Total Score			101.65%

Provider/Program Name: Youth Villages (Inner Harbour Campus) - Douglas Center: Girls (624) - CCI



DHS, DFCS, Office of Provider Management
Performance-Based Placement Measures
RBWO Provider GA+SCORECARD - CCI



Report Quarter: Q1 FY2016

Program Census Information:		# Children in Care During Quarter: 13	# Placements During Quarter: 13	# Children in Care On Last Day: 9
CCI Incentive Credits	Avg Performance All CCIs (Points)	Provider Performance (%)*	Possible Points (Weight)	Provider Points Earned
Early EPSDT Medical Visits		100%	2	2.00
Early EPSDT Dental Visits		Not Eligible	2	
Permanency Contacts		None Planned	5	
Additional Academic Supports		0%	2	0.00
Active Agency Accreditation		100%	4	4.00
Staff Clinical Licensure		0%	5	0.00
Behavior Management (threshold = 0)		0%	4	0.00
Incentives Total	7.91		24	6.00
Maximum total combined incentive credit allowed is 10 points.			Incentives Awarded	6.00
*Performance calculation descriptions can be found in the FY 2016 RBWO PBP Measurements and Standards Guide.				

Child Protective Services Investigations and Dispositions		
The following investigations data, which is not used for scoring but is considered significant to a provider's performance, is from Georgia SHINES and is not considered final or complete until the end of the fiscal year.		
Total Reports:	0	
Number Screened In:	0	
Number Screened Out:	0	
Number Substantiated:	0	
Number Unsubstantiated:	0	
Number Active CPS Investigations:	0	



DHS, DFCS, Office of Provider Management
Performance-Based Placement Measures
RBWO Provider GA+SCORECARD - CCI



Report Quarter: Q1 FY2016

Provider/Program Name: Youth Villages (Inner Harbour Campus) - Douglasville: The Ranch Boys (711) - CCI

5261 Dorsett Shoals Rd., Douglasville, GA 30135

Phone: 770-852-6300

Vendor ID# 117421

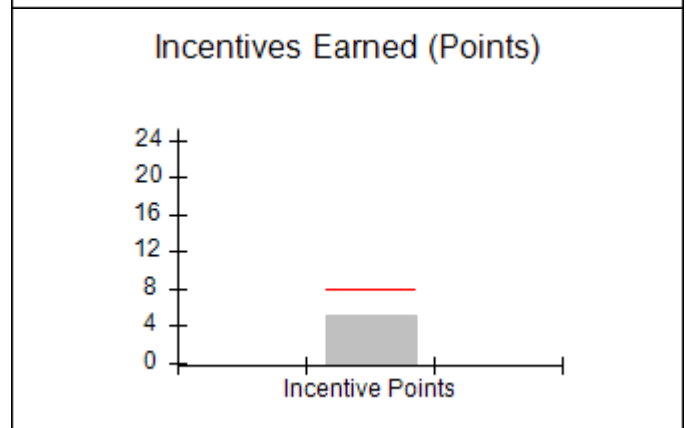
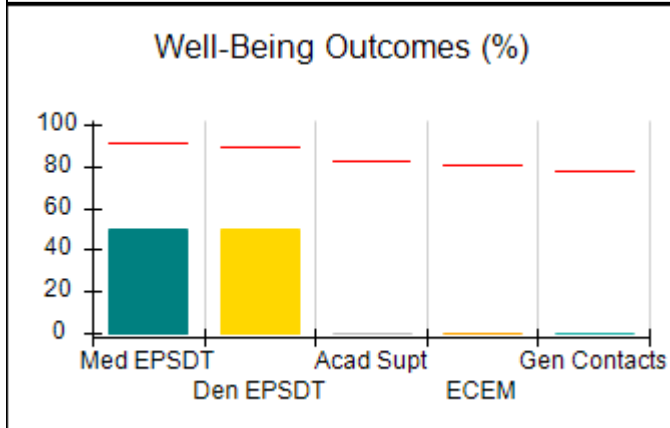
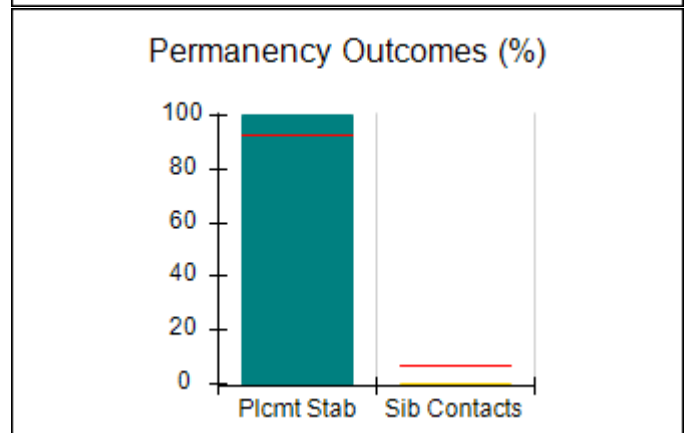
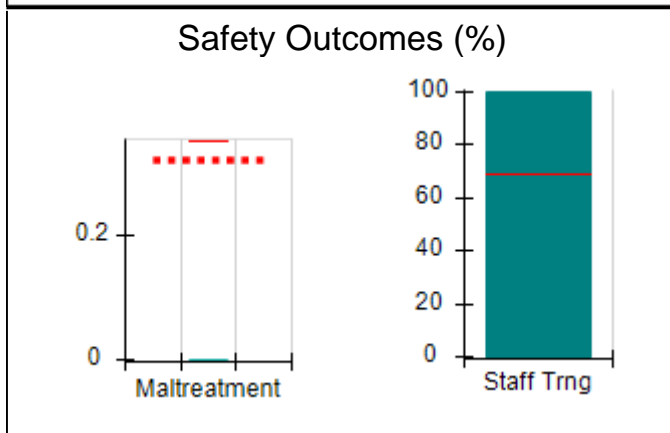
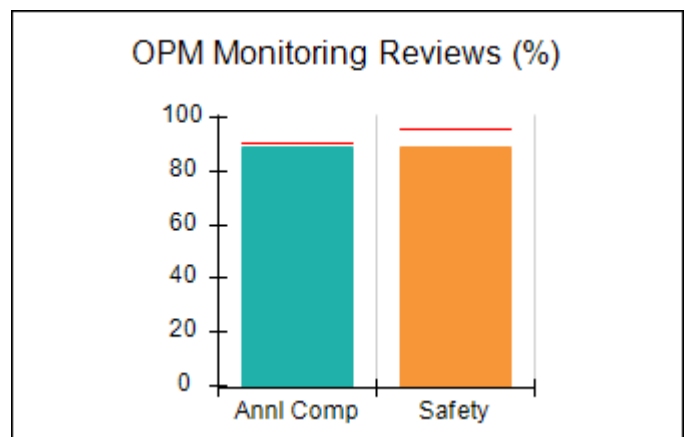
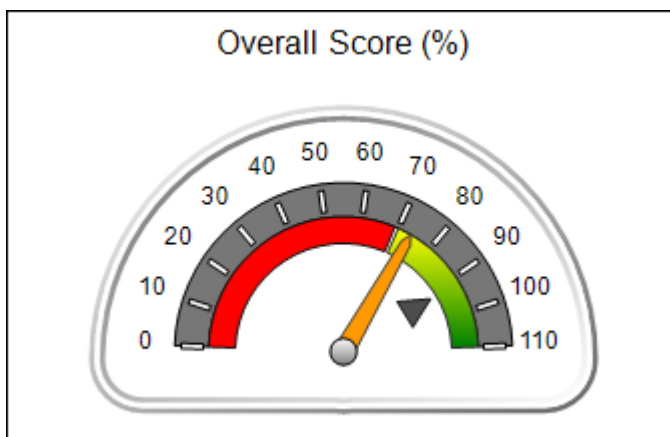
Quarterly Scores (Grades)		Current Quarter Score (Grade)
Q1: 73.72 (C-)	Q2: 83.79 (B-)	73.72% (C-)
Q3: 96.67 (A)	Q4: 89.67 (B+)	

Program Census Information:	# Children in Care During Quarter: 2	# Placements During Quarter: 2	# Children in Care On Last Day: 2
-----------------------------	--------------------------------------	--------------------------------	-----------------------------------

Quarterly Provider Comparisons to All CCIs

■■■■■■■■ indicates MalTx Threshold

▼ indicates average for all CCIs





DHS, DFCS, Office of Provider Management
Performance-Based Placement Measures
RBWO Provider GA+SCORECARD - CCI



Report Quarter: Q1 FY2016

Provider/Program Name: Youth Villages (Inner Harbour Campus) - Douglasville: The Ranch Boys (711) - CCI				
5261 Dorsett Shoals Rd., Douglasville, GA 30135		Quarterly Scores (Grades)		Current Quarter Score (Grade)
Phone: 770-852-6300		Q1: 73.72 (C-)	Q2: 83.79 (B-)	73.72%
Vendor ID# 117421		Q3: 96.67 (A)	Q4: 89.67 (B+)	(C-)
Program Census Information:		# Children in Care During Quarter: 2	# Placements During Quarter: 2	# Children in Care On Last Day: 2
	Avg Performance All CCIs (%)	Provider Performance (%)*	Possible Points (Weight)	Provider Points Earned
OPM Monitoring Reviews				
Annual Comprehensive Reviews	90%	89%	25	22.33
Safety Reviews	96%	89%	15	13.39
Monitoring Sub-Total			40	35.72
CCI Safety Outcomes				
Incidence of Maltreatment	0.35%	No Substantiated Reports	10	10.00
Staff Training	69%	100%	4	4.00
Safety Sub-Total			14	14.00
CCI Permanency Outcomes				
Placement Stability	93%	100%	15	15.00
Sibling Contacts	7%	0%	5	0.00
Permanency Sub-Total			20	15.00
CCI Well-Being Outcomes				
EPSDT Medical Visits	91%	50%	4	2.00
EPSDT Dental Visits	89%	50%	4	2.00
Academic Supports	82%	0%	4	0.00
Provider ECEM Visits	80%	0%	7	0.00
Provider General Contacts	77%	0%	7	0.00
Well-Being Sub-Total			26	4.00
*Performance calculation descriptions can be found in the FY 2016 RBWO PBP Measurements and Standards Guide.				

Monitoring & Outcomes: Possible Points = 100		Points Earned = 68.72	
Score Before Incentives Credit			68.72%
Incentives Awarded			5.00 pts
PBP Verification			N/A pts
Total Score			73.72%

Provider/Program Name: Youth Villages (Inner Harbour Campus) - Douglasville: The Ranch Boys (711) - CCI



DHS, DFCS, Office of Provider Management
Performance-Based Placement Measures
RBWO Provider GA+SCORECARD - CCI



Report Quarter: Q1 FY2016

Program Census Information:		# Children in Care During Quarter: 2	# Placements During Quarter: 2	# Children in Care On Last Day: 2
CCI Incentive Credits	Avg Performance All CCIs (Points)	Provider Performance (%)*	Possible Points (Weight)	Provider Points Earned
Early EPSDT Medical Visits		0%	2	0.00
Early EPSDT Dental Visits		50%	2	1.00
Permanency Contacts		0%	5	0.00
Additional Academic Supports		0%	2	0.00
Active Agency Accreditation		100%	4	4.00
Staff Clinical Licensure		0%	5	0.00
Behavior Management (threshold = 0)		0%	4	0.00
Incentives Total	7.91		24	5.00
Maximum total combined incentive credit allowed is 10 points.			Incentives Awarded	5.00

*Performance calculation descriptions can be found in the FY 2016 RBWO PBP Measurements and Standards Guide.

Child Protective Services Investigations and Dispositions		
The following investigations data, which is not used for scoring but is considered significant to a provider's performance, is from Georgia SHINES and is not considered final or complete until the end of the fiscal year.		
Total Reports:	0	
Number Screened In:	0	
Number Screened Out:	0	
Number Substantiated:	0	
Number Unsubstantiated:	0	
Number Active CPS Investigations:	0	



DHS, DFCS, Office of Provider Management
Performance-Based Placement Measures
RBWO Provider GA+SCORECARD - CCI



Report Quarter: Q1 FY2016

Provider/Program Name: Youth Villages (Inner Harbour Campus) - EXCEL Program: Boys (1027) - CCI

4685 Dorsett Shoals Rd., Douglasville, GA 30135

Phone: 770-852-6300

Vendor ID# 89114

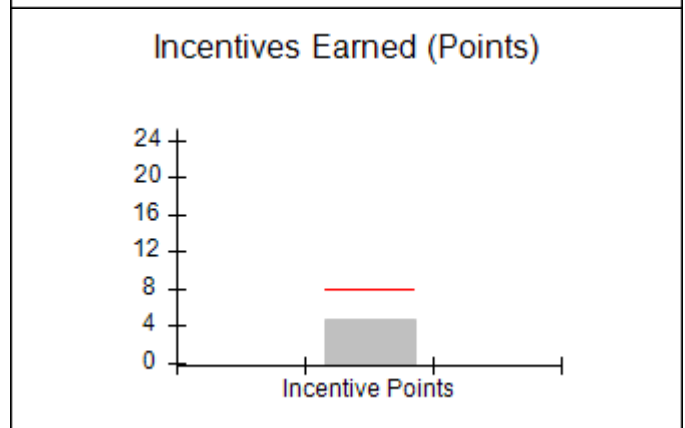
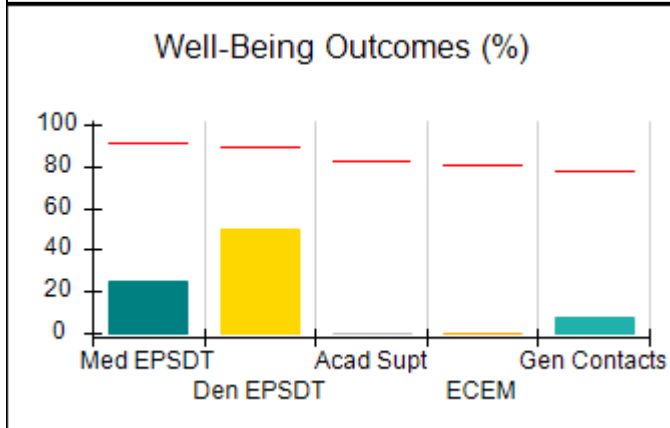
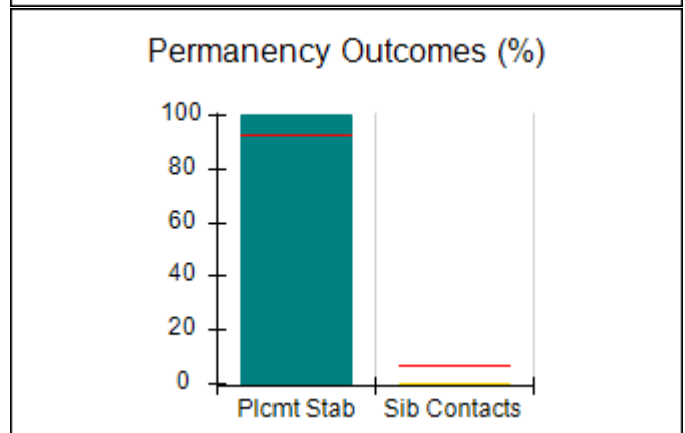
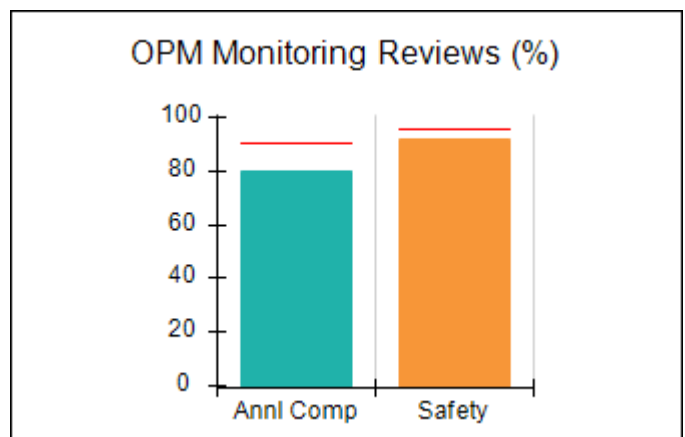
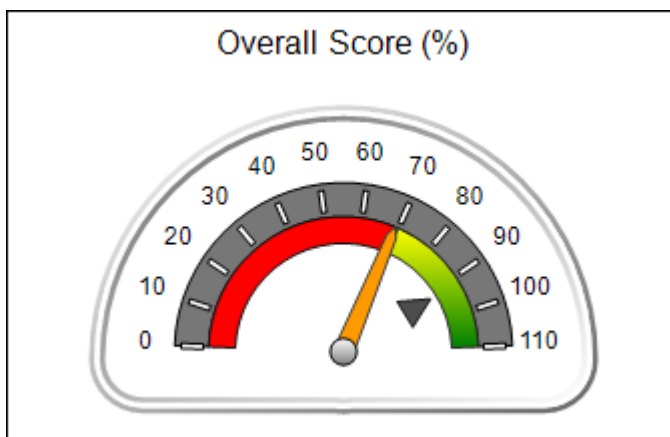
Quarterly Scores (Grades)		Current Quarter Score (Grade)
Q1: 69.13 (D+)	Q2: 73.27 (C-)	69.13% (D+)
Q3: 75.58 (C)	Q4: 80.70 (B-)	

Program Census Information:	# Children in Care During Quarter: 4	# Placements During Quarter: 4	# Children in Care On Last Day: 4
-----------------------------	--------------------------------------	--------------------------------	-----------------------------------

Quarterly Provider Comparisons to All CCIs

■■■■■■■■ indicates MalTx Threshold

▼ ————— indicates average for all CCIs





DHS, DFCS, Office of Provider Management
Performance-Based Placement Measures
RBWO Provider GA+SCORECARD - CCI



Report Quarter: Q1 FY2016

Provider/Program Name: Youth Villages (Inner Harbour Campus) - EXCEL Program: Boys (1027) - CCI

4685 Dorsett Shoals Rd., Douglasville, GA 30135 Phone: 770-852-6300 Vendor ID# 89114	Quarterly Scores (Grades)		Current Quarter Score (Grade)
	Q1: 69.13 (D+)	Q2: 73.27 (C-)	69.13%
	Q3: 75.58 (C)	Q4: 80.70 (B-)	(D+)

Program Census Information:	# Children in Care During Quarter: 4	# Placements During Quarter: 4	# Children in Care On Last Day: 4
------------------------------------	---	---------------------------------------	--

	Avg Performance All CCIs (%)	Provider Performance (%)*	Possible Points (Weight)	Provider Points Earned
--	-------------------------------------	----------------------------------	---------------------------------	-------------------------------

OPM Monitoring Reviews

Annual Comprehensive Reviews	90%	80%	25	20.08
Safety Reviews	96%	92%	15	13.83
Monitoring Sub-Total			40	33.91

CCI Safety Outcomes

Incidence of Maltreatment	0.35%	No Substantiated Reports	10	10.00
Staff Training	69%	50%	4	2.00
Safety Sub-Total			14	12.00

CCI Permanency Outcomes

Placement Stability	93%	100%	15	15.00
Sibling Contacts	7%	0%	5	0.00
Permanency Sub-Total			20	15.00

CCI Well-Being Outcomes

EPSDT Medical Visits	91%	25%	4	1.00
EPSDT Dental Visits	89%	50%	4	2.00
Academic Supports	82%	0%	4	0.00
Provider ECEM Visits	80%	0%	7	0.00
Provider General Contacts	77%	8%	7	0.56
Well-Being Sub-Total			26	3.56

*Performance calculation descriptions can be found in the FY 2016 RBWO PBP Measurements and Standards Guide.

Monitoring & Outcomes: Possible Points = 100		Points Earned = 64.47	
Score Before Incentives Credit			64.47%
Incentives Awarded			4.66 pts
PBP Verification			N/A pts
Total Score			69.13%

Provider/Program Name: Youth Villages (Inner Harbour Campus) - EXCEL Program: Boys (1027) - CCI



DHS, DFCS, Office of Provider Management
Performance-Based Placement Measures
RBWO Provider GA+SCORECARD - CCI



Report Quarter: Q1 FY2016

Program Census Information:		# Children in Care During Quarter: 4	# Placements During Quarter: 4	# Children in Care On Last Day: 4
CCI Incentive Credits	Avg Performance All CCIs (Points)	Provider Performance (%)*	Possible Points (Weight)	Provider Points Earned
Early EPSDT Medical Visits		0%	2	0.00
Early EPSDT Dental Visits		33%	2	0.66
Permanency Contacts		0%	5	0.00
Additional Academic Supports		0%	2	0.00
Active Agency Accreditation		100%	4	4.00
Staff Clinical Licensure		0%	5	0.00
Behavior Management (threshold = 0)		0%	4	0.00
Incentives Total	7.91		24	4.66
Maximum total combined incentive credit allowed is 10 points.			Incentives Awarded	4.66

*Performance calculation descriptions can be found in the FY 2016 RBWO PBP Measurements and Standards Guide.

Child Protective Services Investigations and Dispositions		
The following investigations data, which is not used for scoring but is considered significant to a provider's performance, is from Georgia SHINES and is not considered final or complete until the end of the fiscal year.		
Total Reports:	2	
Number Screened In:	1	
Number Screened Out:	1	
Number Substantiated:	0	
Number Unsubstantiated:	1	
Number Active CPS Investigations:	0	